

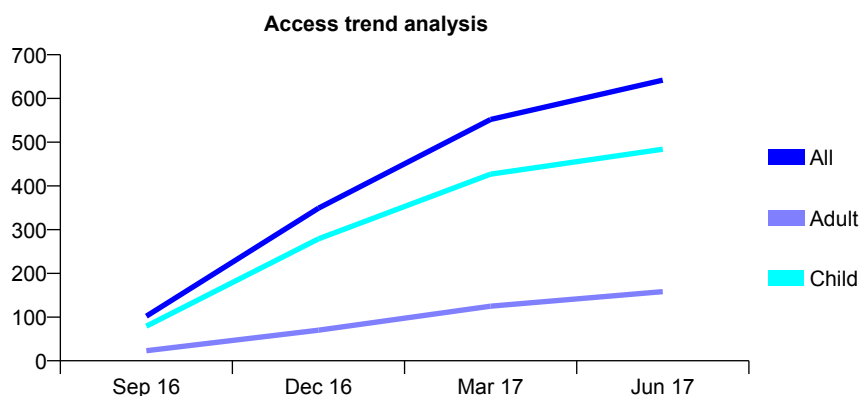
## Q69 - Vital Signs At a Glance Contract Report for 100194/0000 - June 2017

Name or company name	Chalfont St Peter Partnership
Contract type name	GDS Contract
Purpose of contract	General
Contract start date	01/08/2016
Contract end date	

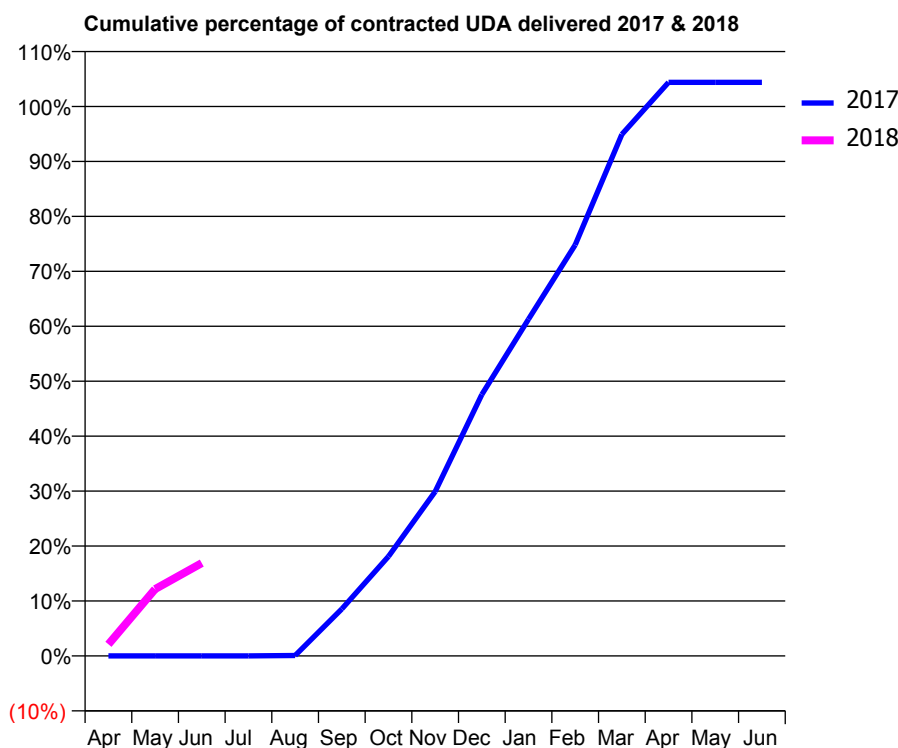
17/18 Contracted general activity (UDA)	1,600
Carry forward general activity (UDA)	0
17/18 Contracted orthodontic activity (UOA)	0
Carry forward orthodontic activity (UOA)	0
Baseline contract value	£40,688.44

### ACCESS\*

Patients seen in 24 months	Total	Change since previous quarter
Quarter ending June 2016	0	
Quarter ending September 2016	102	↑
Quarter ending December 2016	349	↑
Quarter ending March 2017	552	↑
Quarter ending June 2017	642	↑
<b>Variance since June 2016</b>	N/A	



### ACTIVITY



Month	Adjusted Scheduled Activity (UDA)	
	2017	2018
April	0	34
May	0	195
June	0	271
July	0	
August	1	
September	91	
October	193	
November	319	
December	508	
January	654	
February	798	
March	1,013	
April	1,114	
May	1,114	
June	1,114	

### QUALITY

	Quantity	Base Number	Contract	AT	Region	England
% of FP17s for the same patient ID Re-attending within 3 months - Children	8	171	4.7%	11.3%	11.6%	12.0%
% of FP17s for the same patient ID Re-attending within 3 months - Adults	3	39	7.7%	15.1%	15.9%	16.0%
% of FP17s for the same patient ID Re-attending between 3 & 9 months - Children	84	171	49.1%	57.4%	60.4%	58.0%
% of FP17s for the same patient ID Re-attending between 3 & 9 months - Adults	14	39	35.9%	48.4%	52.3%	50.9%
% of FP17s for Band 1 Urgent Courses	8	167	4.8%	9.6%	9.5%	9.1%
% of FP17s Relating to Free Repair or Replacements	0	167	0.0%	0.7%	0.7%	0.8%
% of FP17s Relating to Continuations	0	167	0.0%	0.8%	1.0%	1.1%
% of Patients satisfied with the dentistry they have received	1	1	N/A	92.9%	91.9%	91.7%
% of Patients satisfied with the time they had to wait for an appointment	1	1	N/A	90.0%	88.0%	88.0%

\* This is based on patients treated on this contract for their most recent course of treatment. Figures in italics indicate the base number of FP17s or Patient Questionnaire responses are less than 100. N/A is shown where the base number of responses is less than 10 during the period. % is calculated as Quantity/Base number\*100

## Q69 - Vital Signs At a Glance Contract Report for 100313/0000 - June 2017


Name or company name	OPTIMA CARE (MAIDENHEAD) Ltd
Contract type name	GDS Contract
Purpose of contract	General
Contract start date	01/04/2017
Contract end date	

17/18 Contracted general activity (UDA)	7,000
Carry forward general activity (UDA)	0
17/18 Contracted orthodontic activity (UOA)	0
Carry forward orthodontic activity (UOA)	0
Baseline contract value	£176,330.00

### ACCESS\*

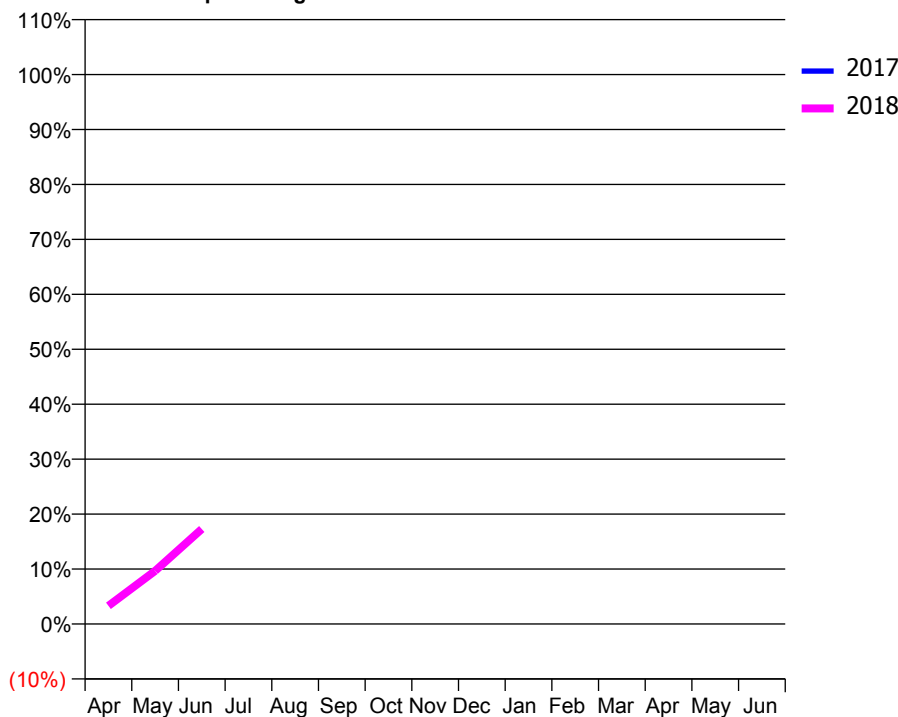
Patients seen in 24 months	Total	Change since previous quarter
Quarter ending June 2016	0	
Quarter ending September 2016	0	
Quarter ending December 2016	0	
Quarter ending March 2017	0	
Quarter ending June 2017	804	↑
<b>Variance since June 2016</b>	N/A	

### Access trend analysis



### ACTIVITY

#### Cumulative percentage of contracted UDA delivered 2017 & 2018



Month	Adjusted Scheduled Activity (UDA)	
	2017	2018
April	0	231
May	0	677
June	0	1,210
July	0	
August	0	
September	0	
October	0	
November	0	
December	0	
January	0	
February	0	
March	0	
April	0	
May	0	
June	0	

### QUALITY

	Quantity	Base Number	Contract	AT	Region	England
% of FP17s for the same patient ID Re-attending within 3 months - Children	1	265	0.4%	11.3%	11.6%	12.0%
% of FP17s for the same patient ID Re-attending within 3 months - Adults	6	369	1.6%	15.1%	15.9%	16.0%
% of FP17s for the same patient ID Re-attending between 3 & 9 months - Children	0	265	0.0%	57.4%	60.4%	58.0%
% of FP17s for the same patient ID Re-attending between 3 & 9 months - Adults	0	369	0.0%	48.4%	52.3%	50.9%
% of FP17s for Band 1 Urgent Courses	59	533	11.1%	9.6%	9.5%	9.1%
% of FP17s Relating to Free Repair or Replacements	0	533	0.0%	0.7%	0.7%	0.8%
% of FP17s Relating to Continuations	1	533	0.2%	0.8%	1.0%	1.1%
% of Patients satisfied with the dentistry they have received	1	1	N/A	92.9%	91.9%	91.7%
% of Patients satisfied with the time they had to wait for an appointment	1	1	N/A	90.0%	88.0%	88.0%

\* This is based on patients treated on this contract for their most recent course of treatment. Figures in italics indicate the base number of FP17s or Patient Questionnaire responses are less than 100. N/A is shown where the base number of responses is less than 10 during the period. % is calculated as Quantity/Base number\*100

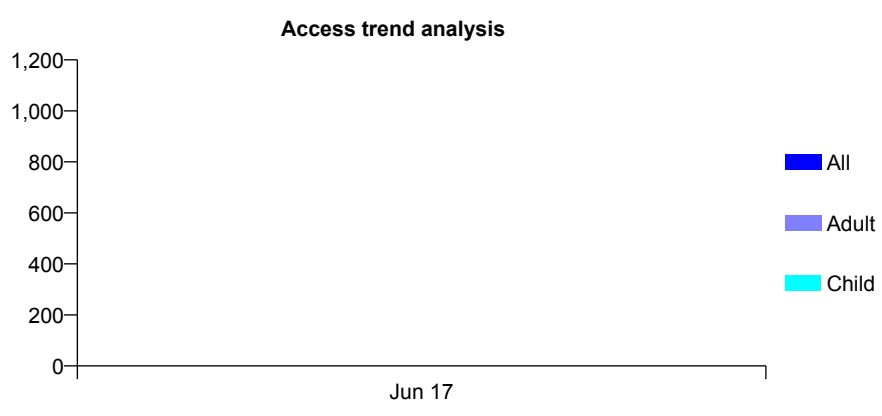
## Q69 - Vital Signs At a Glance Contract Report for 100322/0000 - June 2017

Name or company name	Mr A Rai & Mr F Tahir
Contract type name	GDS Contract
Purpose of contract	General
Contract start date	01/04/2017
Contract end date	

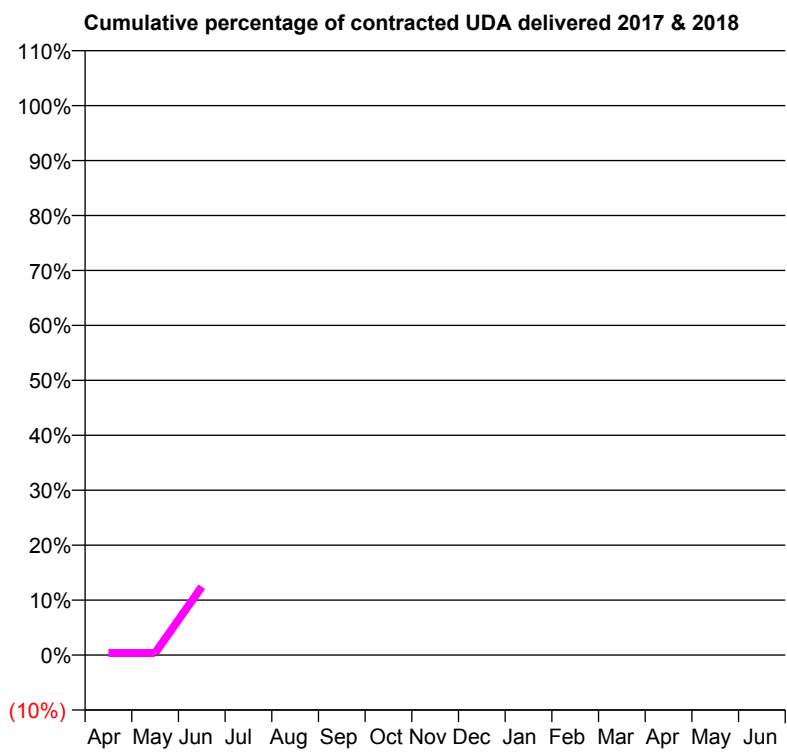
17/18 Contracted general activity (UDA)	13,000
Carry forward general activity (UDA)	0
17/18 Contracted orthodontic activity (UOA)	0
Carry forward orthodontic activity (UOA)	0
Baseline contract value	£300,430.00

### ACCESS\*

Patients seen in 24 months	Total	Change since previous quarter
Quarter ending June 2016	0	
Quarter ending September 2016	0	
Quarter ending December 2016	0	
Quarter ending March 2017	0	
Quarter ending June 2017	1,139	↑
Variance since June 2016	N/A	



### ACTIVITY



Month	Adjusted Scheduled Activity (UDA)	
	2017	2018
April	0	49
May	0	49
June	0	1,617
July	0	
August	0	
September	0	
October	0	
November	0	
December	0	
January	0	
February	0	
March	0	
April	0	
May	0	
June	0	

### QUALITY

	Quantity	Base Number	Contract	AT	Region	England
% of FP17s for the same patient ID Re-attending within 3 months - Children	4	328	1.2%	11.3%	11.6%	12.0%
% of FP17s for the same patient ID Re-attending within 3 months - Adults	20	639	3.1%	15.1%	15.9%	16.0%
% of FP17s for the same patient ID Re-attending between 3 & 9 months - Children	0	328	0.0%	57.4%	60.4%	58.0%
% of FP17s for the same patient ID Re-attending between 3 & 9 months - Adults	0	639	0.0%	48.4%	52.3%	50.9%
% of FP17s for Band 1 Urgent Courses	99	967	10.2%	9.6%	9.5%	9.1%
% of FP17s Relating to Free Repair or Replacements	0	967	0.0%	0.7%	0.7%	0.8%
% of FP17s Relating to Continuations	2	967	0.2%	0.8%	1.0%	1.1%
% of Patients satisfied with the dentistry they have received	0	0	N/A	92.9%	91.9%	91.7%
% of Patients satisfied with the time they had to wait for an appointment	0	0	N/A	90.0%	88.0%	88.0%

\* This is based on patients treated on this contract for their most recent course of treatment. Figures in italics indicate the base number of FP17s or Patient Questionnaire responses are less than 100. N/A is shown where the base number of responses is less than 10 during the period. % is calculated as Quantity/Base number\*100

## Q69 - Vital Signs At a Glance Contract Report for 100323/0000 - June 2017


Name or company name	Mr A Rai & Mr F Tahir
Contract type name	GDS Contract
Purpose of contract	General
Contract start date	01/04/2017
Contract end date	

17/18 Contracted general activity (UDA)	12,351
Carry forward general activity (UDA)	0
17/18 Contracted orthodontic activity (UOA)	0
Carry forward orthodontic activity (UOA)	0
Baseline contract value	£277,898.00

### ACCESS\*

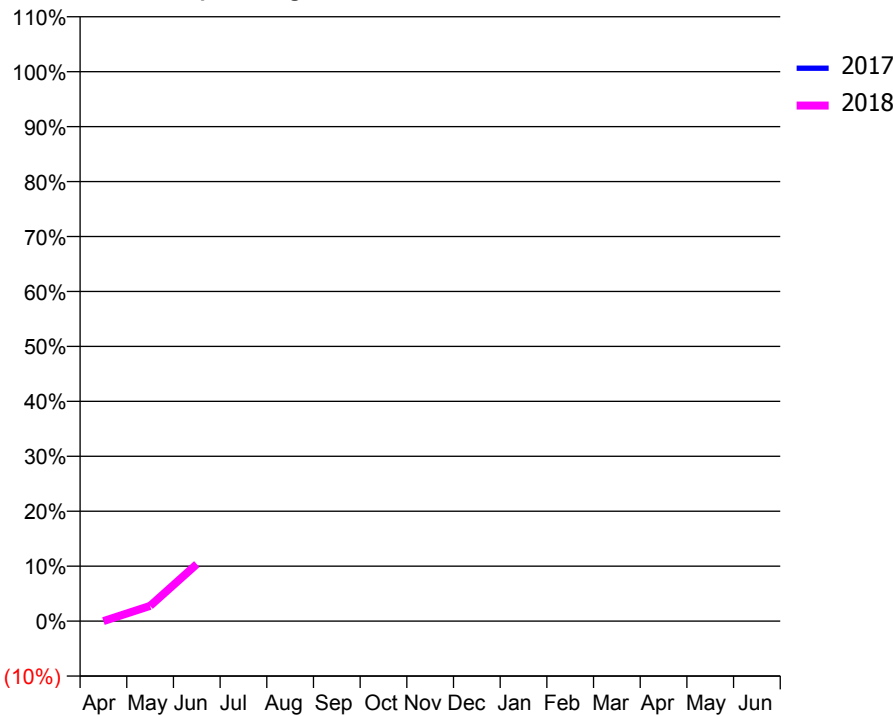
Patients seen in 24 months	Total	Change since previous quarter
Quarter ending June 2016	0	
Quarter ending September 2016	0	
Quarter ending December 2016	0	
Quarter ending March 2017	0	
Quarter ending June 2017	786	↑
<b>Variance since June 2016</b>	N/A	

### Access trend analysis



### ACTIVITY

Cumulative percentage of contracted UDA delivered 2017 & 2018



Month	Adjusted Scheduled Activity (UDA)	
	2017	2018
April	0	0
May	0	342
June	0	1,281
July	0	
August	0	
September	0	
October	0	
November	0	
December	0	
January	0	
February	0	
March	0	
April	0	
May	0	
June	0	

### QUALITY

	Quantity	Base Number	Contract	AT	Region	England
% of FP17s for the same patient ID Re-attending within 3 months - Children	2	194	1.0%	11.3%	11.6%	12.0%
% of FP17s for the same patient ID Re-attending within 3 months - Adults	28	484	5.8%	15.1%	15.9%	16.0%
% of FP17s for the same patient ID Re-attending between 3 & 9 months - Children	0	194	0.0%	57.4%	60.4%	58.0%
% of FP17s for the same patient ID Re-attending between 3 & 9 months - Adults	0	484	0.0%	48.4%	52.3%	50.9%
% of FP17s for Band 1 Urgent Courses	123	678	18.1%	9.6%	9.5%	9.1%
% of FP17s Relating to Free Repair or Replacements	8	678	1.2%	0.7%	0.7%	0.8%
% of FP17s Relating to Continuations	10	678	1.5%	0.8%	1.0%	1.1%
% of Patients satisfied with the dentistry they have received	1	1	N/A	92.9%	91.9%	91.7%
% of Patients satisfied with the time they had to wait for an appointment	1	1	N/A	90.0%	88.0%	88.0%

\* This is based on patients treated on this contract for their most recent course of treatment. Figures in italics indicate the base number of FP17s or Patient Questionnaire responses are less than 100. N/A is shown where the base number of responses is less than 10 during the period. % is calculated as Quantity/Base number\*100

## Q69 - Vital Signs At a Glance Contract Report for 100333/0000 - June 2017


Name or company name	Dentalcare Limited
Contract type name	GDS Contract
Purpose of contract	General
Contract start date	01/04/2017
Contract end date	

17/18 Contracted general activity (UDA)	14,000
Carry forward general activity (UDA)	0
17/18 Contracted orthodontic activity (UOA)	0
Carry forward orthodontic activity (UOA)	0
Baseline contract value	£325,640.00

### ACCESS\*

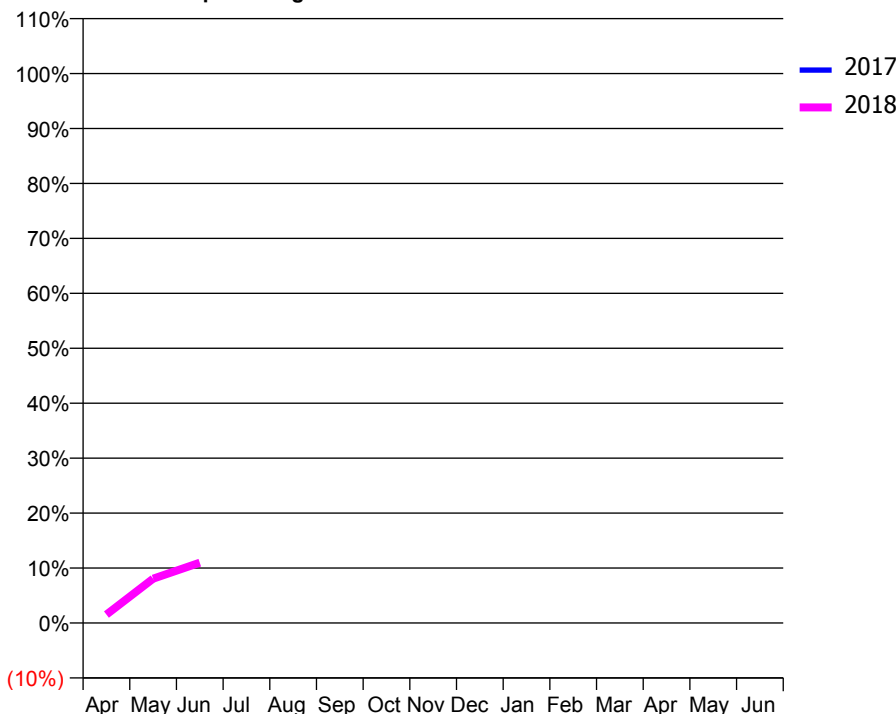
Patients seen in 24 months	Total	Change since previous quarter
Quarter ending June 2016	0	
Quarter ending September 2016	0	
Quarter ending December 2016	0	
Quarter ending March 2017	0	
Quarter ending June 2017	1,424	↑
<b>Variance since June 2016</b>	N/A	

### Access trend analysis



### ACTIVITY

#### Cumulative percentage of contracted UDA delivered 2017 & 2018



#### Adjusted Scheduled Activity (UDA)

Month	2017	2018
April	0	216
May	0	1,130
June	0	1,538
July	0	
August	0	
September	0	
October	0	
November	0	
December	0	
January	0	
February	0	
March	0	
April	0	
May	0	
June	0	

### QUALITY

	Quantity	Base Number	Contract	AT	Region	England
% of FP17s for the same patient ID Re-attending within 3 months - Children	2	262	0.8%	11.3%	11.6%	12.0%
% of FP17s for the same patient ID Re-attending within 3 months - Adults	24	702	3.4%	15.1%	15.9%	16.0%
% of FP17s for the same patient ID Re-attending between 3 & 9 months - Children	0	262	0.0%	57.4%	60.4%	58.0%
% of FP17s for the same patient ID Re-attending between 3 & 9 months - Adults	0	702	0.0%	48.4%	52.3%	50.9%
% of FP17s for Band 1 Urgent Courses	105	964	10.9%	9.6%	9.5%	9.1%
% of FP17s Relating to Free Repair or Replacements	7	964	0.7%	0.7%	0.7%	0.8%
% of FP17s Relating to Continuations	0	964	0.0%	0.8%	1.0%	1.1%
% of Patients satisfied with the dentistry they have received	1	1	N/A	92.9%	91.9%	91.7%
% of Patients satisfied with the time they had to wait for an appointment	1	1	N/A	90.0%	88.0%	88.0%

\* This is based on patients treated on this contract for their most recent course of treatment. Figures in italics indicate the base number of FP17s or Patient Questionnaire responses are less than 100. N/A is shown where the base number of responses is less than 10 during the period. % is calculated as Quantity/Base number\*100

## Q69 - Vital Signs At a Glance Contract Report for 100347/0000 - June 2017


Name or company name	PURESMILE EARLEY LTD
Contract type name	GDS Contract
Purpose of contract	General
Contract start date	01/04/2017
Contract end date	

17/18 Contracted general activity (UDA)	14,000
Carry forward general activity (UDA)	0
17/18 Contracted orthodontic activity (UOA)	0
Carry forward orthodontic activity (UOA)	0
Baseline contract value	£321,720.00

### ACCESS\*

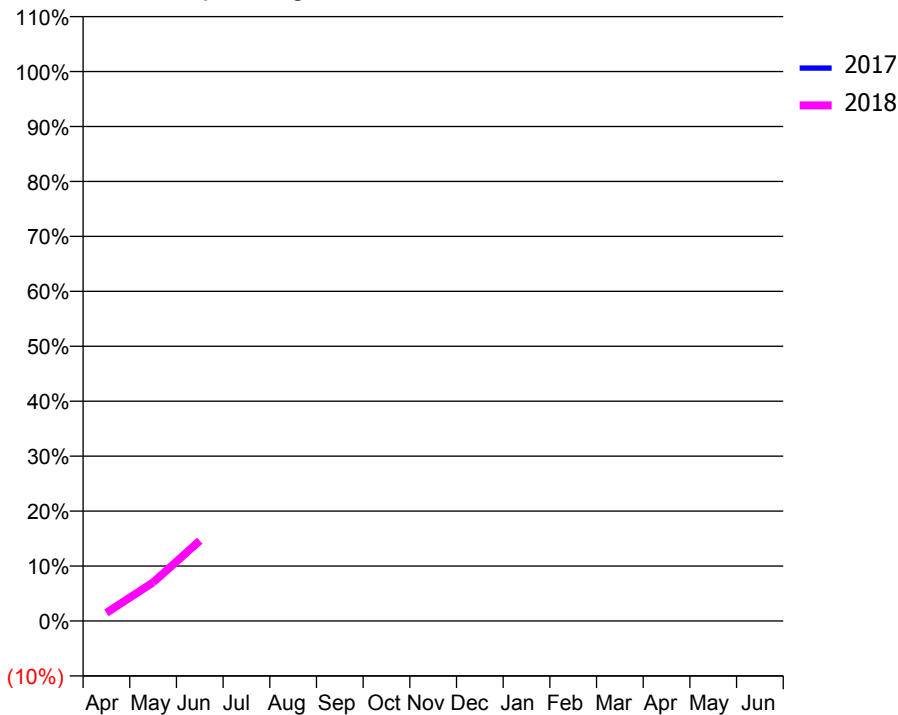
Patients seen in 24 months	Total	Change since previous quarter
Quarter ending June 2016	0	
Quarter ending September 2016	0	
Quarter ending December 2016	0	
Quarter ending March 2017	0	
Quarter ending June 2017	1,393	↑
<b>Variance since June 2016</b>	N/A	

### Access trend analysis



### ACTIVITY

#### Cumulative percentage of contracted UDA delivered 2017 & 2018



Month	Adjusted Scheduled Activity (UDA)	
	2017	2018
April	0	209
May	0	983
June	0	2,047
July	0	
August	0	
September	0	
October	0	
November	0	
December	0	
January	0	
February	0	
March	0	
April	0	
May	0	
June	0	

### QUALITY

	Quantity	Base Number	Contract	AT	Region	England
% of FP17s for the same patient ID Re-attending within 3 months - Children	8	477	1.7%	11.3%	11.6%	12.0%
% of FP17s for the same patient ID Re-attending within 3 months - Adults	17	671	2.5%	15.1%	15.9%	16.0%
% of FP17s for the same patient ID Re-attending between 3 & 9 months - Children	0	477	0.0%	57.4%	60.4%	58.0%
% of FP17s for the same patient ID Re-attending between 3 & 9 months - Adults	0	671	0.0%	48.4%	52.3%	50.9%
% of FP17s for Band 1 Urgent Courses	93	1,148	8.1%	9.6%	9.5%	9.1%
% of FP17s Relating to Free Repair or Replacements	15	1,148	1.3%	0.7%	0.7%	0.8%
% of FP17s Relating to Continuations	5	1,148	0.4%	0.8%	1.0%	1.1%
% of Patients satisfied with the dentistry they have received	2	2	N/A	92.9%	91.9%	91.7%
% of Patients satisfied with the time they had to wait for an appointment	2	2	N/A	90.0%	88.0%	88.0%

\* This is based on patients treated on this contract for their most recent course of treatment. Figures in italics indicate the base number of FP17s or Patient Questionnaire responses are less than 100. N/A is shown where the base number of responses is less than 10 during the period. % is calculated as Quantity/Base number\*100

## Q69 - Vital Signs At a Glance Contract Report for 100374/0000 - June 2017


Name or company name	Mr A Rai & Mr F Tahir
Contract type name	GDS Contract
Purpose of contract	General
Contract start date	01/04/2017
Contract end date	

17/18 Contracted general activity (UDA)	15,000
Carry forward general activity (UDA)	0
17/18 Contracted orthodontic activity (UOA)	0
Carry forward orthodontic activity (UOA)	0
Baseline contract value	£314,100.00

### ACCESS\*

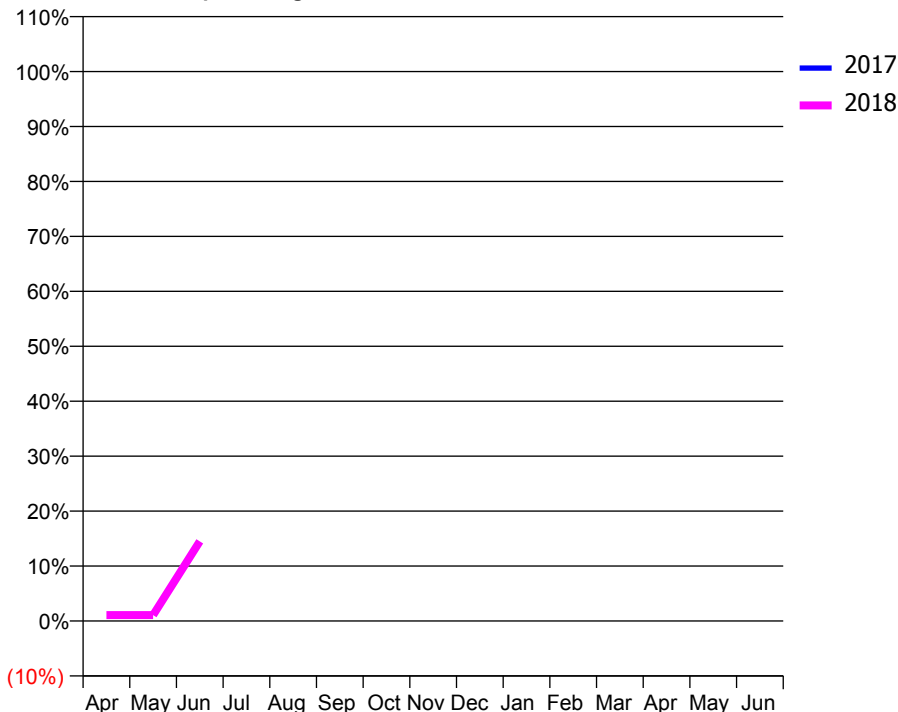
Patients seen in 24 months	Total	Change since previous quarter
Quarter ending June 2016	0	
Quarter ending September 2016	0	
Quarter ending December 2016	0	
Quarter ending March 2017	0	
Quarter ending June 2017	1,064	↑
Variance since June 2016	N/A	

### Access trend analysis



### ACTIVITY

#### Cumulative percentage of contracted UDA delivered 2017 & 2018



#### Adjusted Scheduled Activity (UDA)

Month	2017	2018
April	0	163
May	0	163
June	0	2,174
July	0	
August	0	
September	0	
October	0	
November	0	
December	0	
January	0	
February	0	
March	0	
April	0	
May	0	
June	0	

### QUALITY

	Quantity	Base Number	Contract	AT	Region	England
% of FP17s for the same patient ID Re-attending within 3 months - Children	8	344	2.3%	11.3%	11.6%	12.0%
% of FP17s for the same patient ID Re-attending within 3 months - Adults	50	889	5.6%	15.1%	15.9%	16.0%
% of FP17s for the same patient ID Re-attending between 3 & 9 months - Children	0	344	0.0%	57.4%	60.4%	58.0%
% of FP17s for the same patient ID Re-attending between 3 & 9 months - Adults	0	889	0.0%	48.4%	52.3%	50.9%
% of FP17s for Band 1 Urgent Courses	191	1,233	15.5%	9.6%	9.5%	9.1%
% of FP17s Relating to Free Repair or Replacements	0	1,233	0.0%	0.7%	0.7%	0.8%
% of FP17s Relating to Continuations	11	1,233	0.9%	0.8%	1.0%	1.1%
% of Patients satisfied with the dentistry they have received	0	0	N/A	92.9%	91.9%	91.7%
% of Patients satisfied with the time they had to wait for an appointment	0	0	N/A	90.0%	88.0%	88.0%

\* This is based on patients treated on this contract for their most recent course of treatment. Figures in italics indicate the base number of FP17s or Patient Questionnaire responses are less than 100. N/A is shown where the base number of responses is less than 10 during the period. % is calculated as Quantity/Base number\*100

## Q69 - Vital Signs At a Glance Contract Report for 100394/0000 - June 2017


Name or company name	Puresmile Marlow
Contract type name	GDS Contract
Purpose of contract	General
Contract start date	01/04/2017
Contract end date	

17/18 Contracted general activity (UDA)	12,000
Carry forward general activity (UDA)	0
17/18 Contracted orthodontic activity (UOA)	0
Carry forward orthodontic activity (UOA)	0
Baseline contract value	£251,760.00

### ACCESS\*

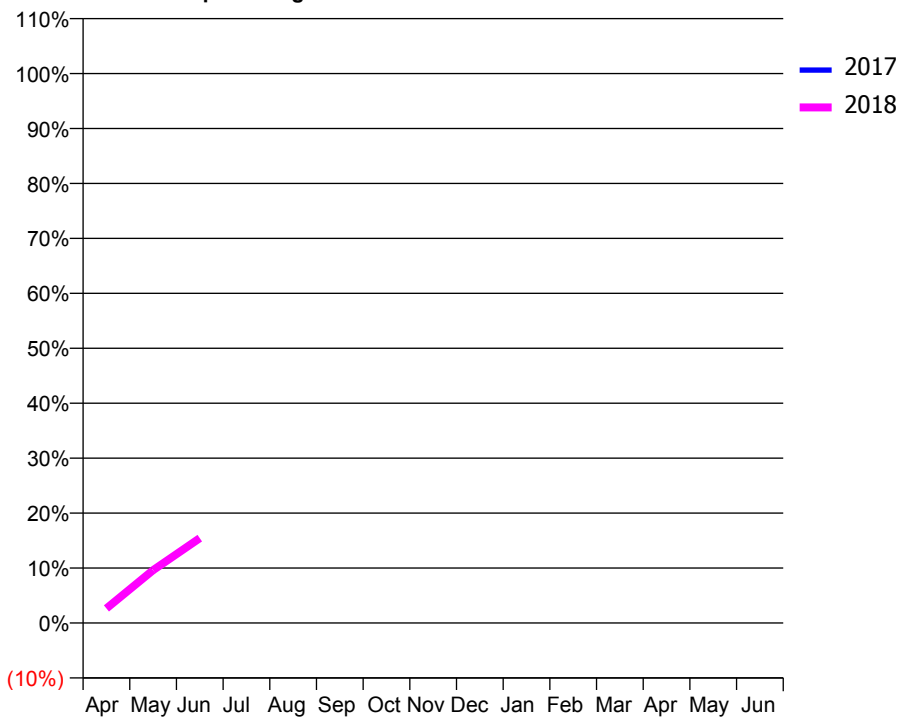
Patients seen in 24 months	Total	Change since previous quarter
Quarter ending June 2016	0	
Quarter ending September 2016	0	
Quarter ending December 2016	0	
Quarter ending March 2017	0	
Quarter ending June 2017	1,088	↑
<b>Variance since June 2016</b>	N/A	

### Access trend analysis



### ACTIVITY

#### Cumulative percentage of contracted UDA delivered 2017 & 2018



Month	Adjusted Scheduled Activity (UDA)	
	2017	2018
April	0	319
May	0	1,155
June	0	1,855
July	0	
August	0	
September	0	
October	0	
November	0	
December	0	
January	0	
February	0	
March	0	
April	0	
May	0	
June	0	

### QUALITY

	Quantity	Base Number	Contract	AT	Region	England
% of FP17s for the same patient ID Re-attending within 3 months - Children	3	382	0.8%	11.3%	11.6%	12.0%
% of FP17s for the same patient ID Re-attending within 3 months - Adults	33	588	5.6%	15.1%	15.9%	16.0%
% of FP17s for the same patient ID Re-attending between 3 & 9 months - Children	0	382	0.0%	57.4%	60.4%	58.0%
% of FP17s for the same patient ID Re-attending between 3 & 9 months - Adults	0	588	0.0%	48.4%	52.3%	50.9%
% of FP17s for Band 1 Urgent Courses	104	970	10.7%	9.6%	9.5%	9.1%
% of FP17s Relating to Free Repair or Replacements	7	970	0.7%	0.7%	0.7%	0.8%
% of FP17s Relating to Continuations	7	970	0.7%	0.8%	1.0%	1.1%
% of Patients satisfied with the dentistry they have received	1	1	N/A	92.9%	91.9%	91.7%
% of Patients satisfied with the time they had to wait for an appointment	1	1	N/A	90.0%	88.0%	88.0%

\* This is based on patients treated on this contract for their most recent course of treatment. Figures in italics indicate the base number of FP17s or Patient Questionnaire responses are less than 100. N/A is shown where the base number of responses is less than 10 during the period. % is calculated as Quantity/Base number\*100



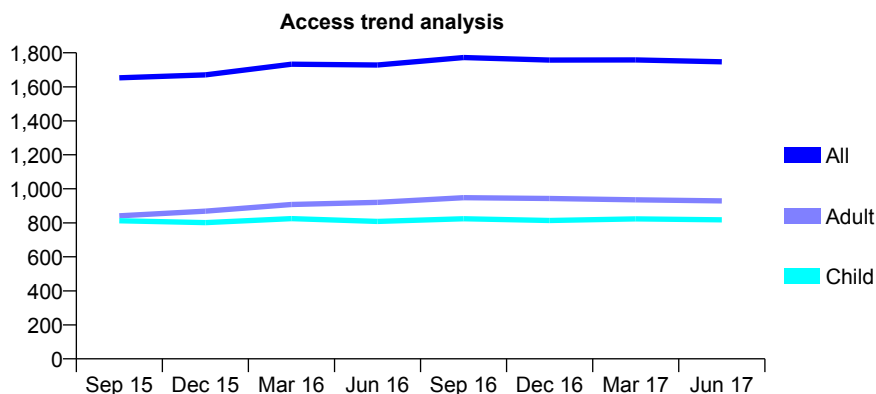
## Q69 - Vital Signs At a Glance Contract Report for 101281/0060 - June 2017

Name or company name	OASIS DENTAL CARE LTD
Contract type name	GDS Contract
Purpose of contract	General
Contract start date	01/04/2006
Contract end date	

17/18 Contracted general activity (UDA)	3,680
Carry forward general activity (UDA)	0
17/18 Contracted orthodontic activity (UOA)	0
Carry forward orthodontic activity (UOA)	0
Baseline contract value	£83,018.00

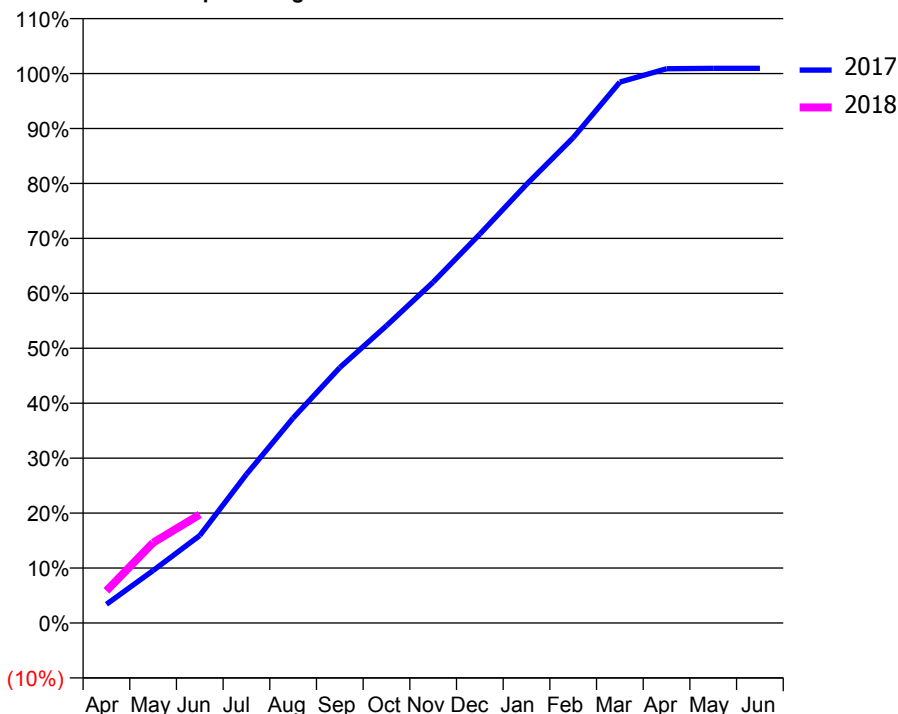
### ACCESS\*

Patients seen in 24 months	Total	Change since previous quarter
Quarter ending June 2016	1,728	
Quarter ending September 2016	1,772	↑
Quarter ending December 2016	1,757	→
Quarter ending March 2017	1,758	→
Quarter ending June 2017	1,747	→
<b>Variance since June 2016</b>	<b>1.1%</b>	<b>→</b>



### ACTIVITY

Cumulative percentage of contracted UDA delivered 2017 & 2018



Month	Adjusted Scheduled Activity (UDA)	
	2017	2018
April	131	216
May	366	538
June	609	726
July	1,036	
August	1,428	
September	1,779	
October	2,071	
November	2,374	
December	2,708	
January	3,055	
February	3,380	
March	3,767	
April	3,860	
May	3,863	
June	3,863	

### QUALITY

	Quantity	Base Number	Contract	AT	Region	England
% of FP17s for the same patient ID Re-attending within 3 months - Children	31	308	10.1%	11.3%	11.6%	12.0%
% of FP17s for the same patient ID Re-attending within 3 months - Adults	37	226	16.4%	15.1%	15.9%	16.0%
% of FP17s for the same patient ID Re-attending between 3 & 9 months - Children	179	308	58.1%	57.4%	60.4%	58.0%
% of FP17s for the same patient ID Re-attending between 3 & 9 months - Adults	125	226	55.3%	48.4%	52.3%	50.9%
% of FP17s for Band 1 Urgent Courses	51	473	10.8%	9.6%	9.5%	9.1%
% of FP17s Relating to Free Repair or Replacements	0	473	0.0%	0.7%	0.7%	0.8%
% of FP17s Relating to Continuations	8	473	1.7%	0.8%	1.0%	1.1%
% of Patients satisfied with the dentistry they have received	3	3	N/A	92.9%	91.9%	91.7%
% of Patients satisfied with the time they had to wait for an appointment	3	3	N/A	90.0%	88.0%	88.0%

\* This is based on patients treated on this contract for their most recent course of treatment. Figures in italics indicate the base number of FP17s or Patient Questionnaire responses are less than 100. N/A is shown where the base number of responses is less than 10 during the period. % is calculated as Quantity/Base number\*100

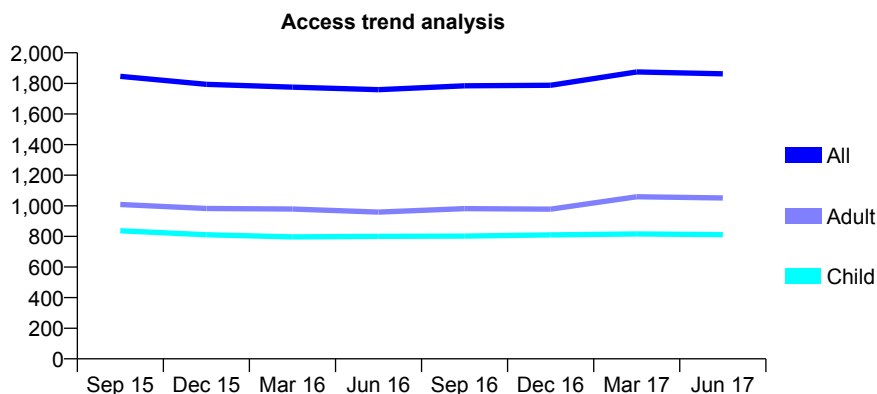
## Q69 - Vital Signs At a Glance Contract Report for 101281/0061 - June 2017

Name or company name	OASIS DENTAL CARE LTD
Contract type name	GDS Contract
Purpose of contract	General
Contract start date	01/04/2006
Contract end date	

17/18 Contracted general activity (UDA)	4,153
Carry forward general activity (UDA)	0
17/18 Contracted orthodontic activity (UOA)	0
Carry forward orthodontic activity (UOA)	0
Baseline contract value	£88,607.47

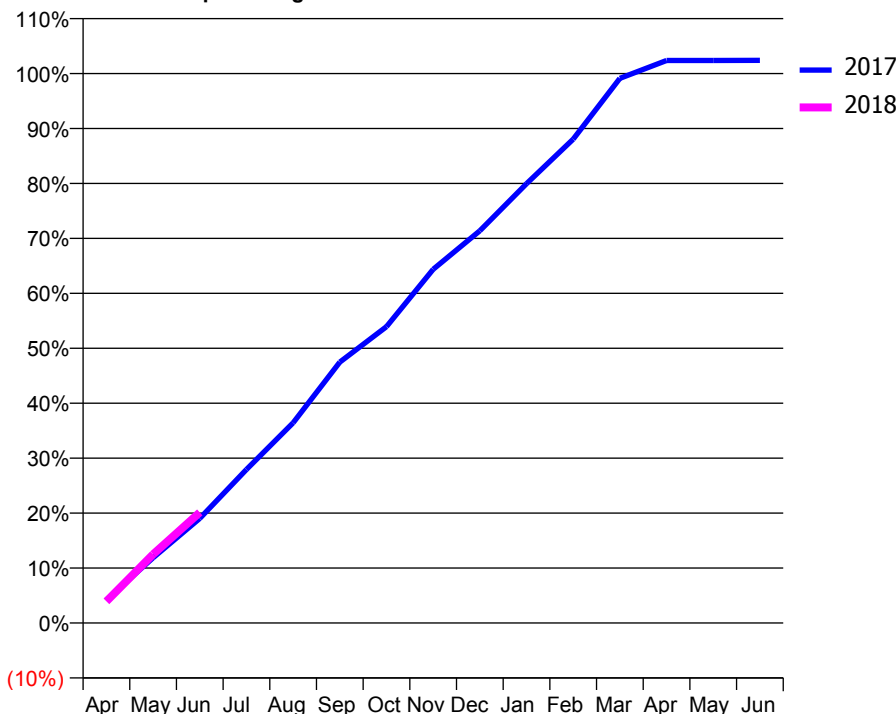
### ACCESS\*

Patients seen in 24 months	Total	Change since previous quarter
Quarter ending June 2016	1,759	
Quarter ending September 2016	1,784	→
Quarter ending December 2016	1,788	→
Quarter ending March 2017	1,875	↑
Quarter ending June 2017	1,863	→
<b>Variance since June 2016</b>	<b>5.9%</b>	<b>↑</b>



### ACTIVITY

**Cumulative percentage of contracted UDA delivered 2017 & 2018**



Month	Adjusted Scheduled Activity (UDA)	
	2017	2018
April	175	163
May	493	520
June	791	836
July	1,160	
August	1,513	
September	1,972	
October	2,240	
November	2,673	
December	2,964	
January	3,320	
February	3,657	
March	4,116	
April	4,252	
May	4,252	
June	4,253	

### QUALITY

	Quantity	Base Number	Contract	AT	Region	England
% of FP17s for the same patient ID Re-attending within 3 months - Children	18	265	6.8%	11.3%	11.6%	12.0%
% of FP17s for the same patient ID Re-attending within 3 months - Adults	46	270	17.0%	15.1%	15.9%	16.0%
% of FP17s for the same patient ID Re-attending between 3 & 9 months - Children	170	265	64.2%	57.4%	60.4%	58.0%
% of FP17s for the same patient ID Re-attending between 3 & 9 months - Adults	130	270	48.1%	48.4%	52.3%	50.9%
% of FP17s for Band 1 Urgent Courses	34	475	7.2%	9.6%	9.5%	9.1%
% of FP17s Relating to Free Repair or Replacements	1	475	0.2%	0.7%	0.7%	0.8%
% of FP17s Relating to Continuations	0	475	0.0%	0.8%	1.0%	1.1%
% of Patients satisfied with the dentistry they have received	5	5	N/A	92.9%	91.9%	91.7%
% of Patients satisfied with the time they had to wait for an appointment	5	5	N/A	90.0%	88.0%	88.0%

\* This is based on patients treated on this contract for their most recent course of treatment. Figures in italics indicate the base number of FP17s or Patient Questionnaire responses are less than 100. N/A is shown where the base number of responses is less than 10 during the period. % is calculated as Quantity/Base number\*100

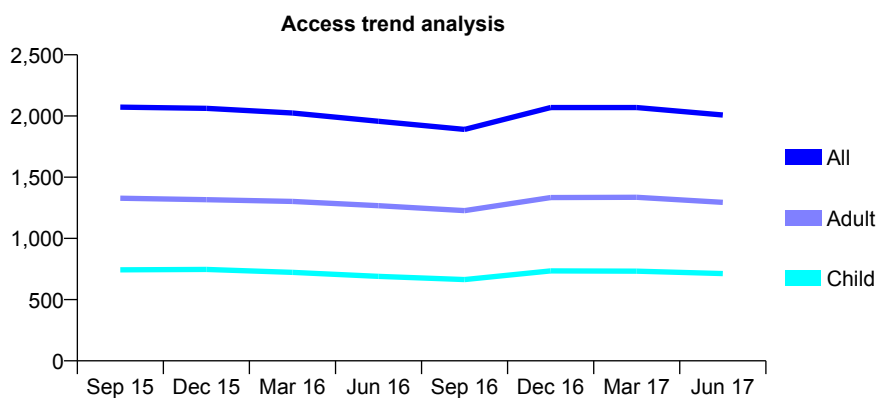
## Q69 - Vital Signs At a Glance Contract Report for 101281/0073 - June 2017

Name or company name	OASIS DENTAL CARE LTD
Contract type name	GDS Contract
Purpose of contract	General
Contract start date	01/04/2006
Contract end date	

17/18 Contracted general activity (UDA)	4,800
Carry forward general activity (UDA)	0
17/18 Contracted orthodontic activity (UOA)	0
Carry forward orthodontic activity (UOA)	0
Baseline contract value	£108,365.96

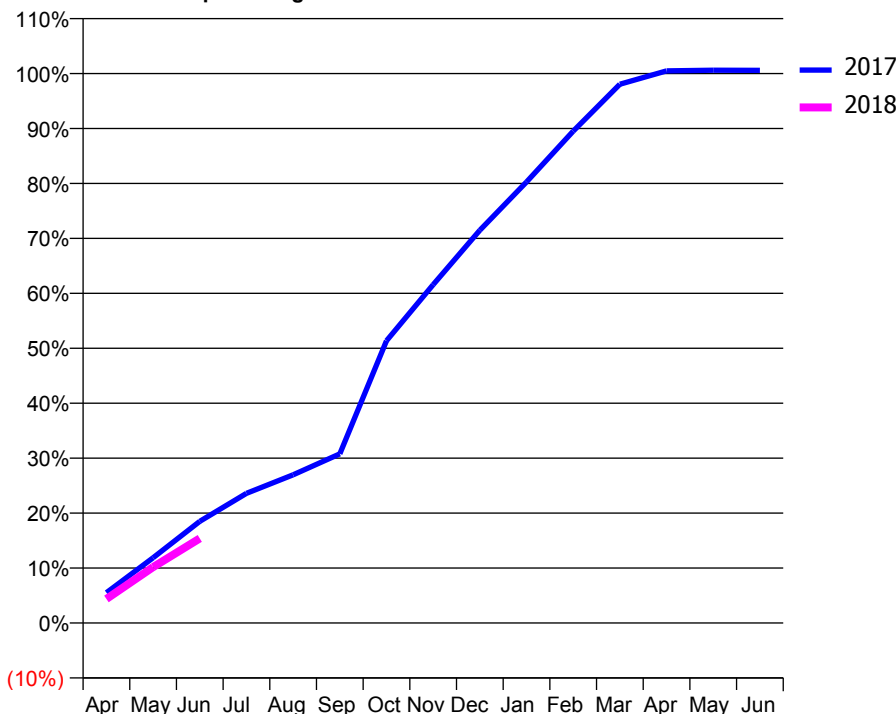
### ACCESS\*

Patients seen in 24 months	Total	Change since previous quarter
Quarter ending June 2016	1,957	
Quarter ending September 2016	1,891	↓
Quarter ending December 2016	2,069	↑
Quarter ending March 2017	2,069	→
Quarter ending June 2017	2,008	↓
<b>Variance since June 2016</b>	<b>2.6%</b>	<b>↑</b>



### ACTIVITY

Cumulative percentage of contracted UDA delivered 2017 & 2018



Adjusted Scheduled Activity (UDA)		
Month	2017	2018
April	265	211
May	570	489
June	888	739
July	1,133	
August	1,294	
September	1,478	
October	2,465	
November	2,955	
December	3,431	
January	3,853	
February	4,296	
March	4,707	
April	4,823	
May	4,828	
June	4,827	

### QUALITY

	Quantity	Base Number	Contract	AT	Region	England
% of FP17s for the same patient ID Re-attending within 3 months - Children	17	216	7.9%	11.3%	11.6%	12.0%
% of FP17s for the same patient ID Re-attending within 3 months - Adults	29	332	8.7%	15.1%	15.9%	16.0%
% of FP17s for the same patient ID Re-attending between 3 & 9 months - Children	146	216	67.6%	57.4%	60.4%	58.0%
% of FP17s for the same patient ID Re-attending between 3 & 9 months - Adults	223	332	67.2%	48.4%	52.3%	50.9%
% of FP17s for Band 1 Urgent Courses	27	480	5.6%	9.6%	9.5%	9.1%
% of FP17s Relating to Free Repair or Replacements	8	480	1.7%	0.7%	0.7%	0.8%
% of FP17s Relating to Continuations	0	480	0.0%	0.8%	1.0%	1.1%
% of Patients satisfied with the dentistry they have received	8	8	N/A	92.9%	91.9%	91.7%
% of Patients satisfied with the time they had to wait for an appointment	8	8	N/A	90.0%	88.0%	88.0%

\* This is based on patients treated on this contract for their most recent course of treatment. Figures in italics indicate the base number of FP17s or Patient Questionnaire responses are less than 100. N/A is shown where the base number of responses is less than 10 during the period. % is calculated as Quantity/Base number\*100

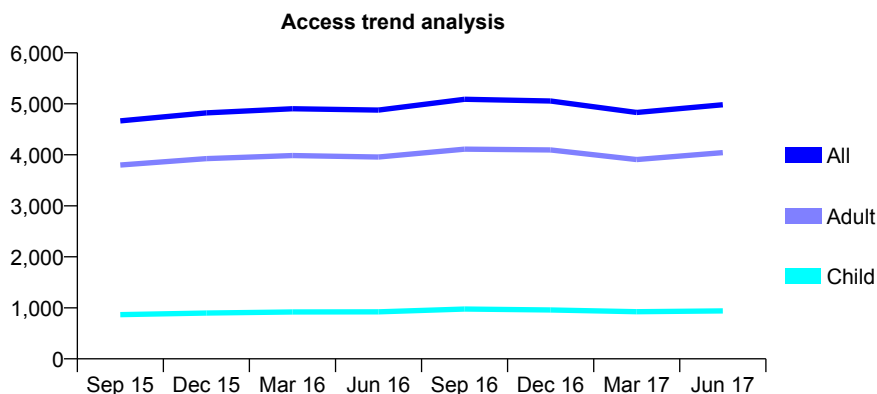
## Q69 - Vital Signs At a Glance Contract Report for 101281/0074 - June 2017

Name or company name	OASIS DENTAL CARE LTD
Contract type name	GDS Contract
Purpose of contract	General
Contract start date	01/04/2006
Contract end date	

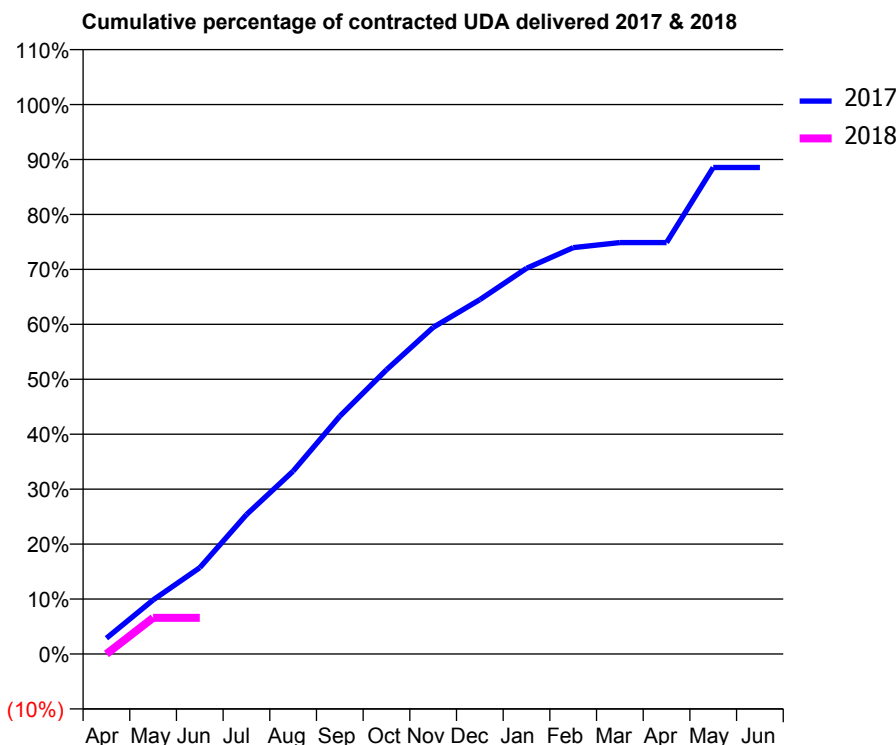
17/18 Contracted general activity (UDA)	12,288
Carry forward general activity (UDA)	0
17/18 Contracted orthodontic activity (UOA)	0
Carry forward orthodontic activity (UOA)	0
Baseline contract value	£270,609.49

### ACCESS\*

Patients seen in 24 months	Total	Change since previous quarter
Quarter ending June 2016	4,878	
Quarter ending September 2016	5,089	↑
Quarter ending December 2016	5,054	→
Quarter ending March 2017	4,831	↓
Quarter ending June 2017	4,981	↑
<b>Variance since June 2016</b>	<b>2.1%</b>	<b>↑</b>



### ACTIVITY



Month	Adjusted Scheduled Activity (UDA)	
	2017	2018
April	354	0
May	1,210	810
June	1,930	810
July	3,119	
August	4,089	
September	5,319	
October	6,355	
November	7,305	
December	7,924	
January	8,625	
February	9,087	
March	9,200	
April	9,200	
May	10,880	
June	10,880	

### QUALITY

	Quantity	Base Number	Contract	AT	Region	England
% of FP17s for the same patient ID Re-attending within 3 months - Children	12	272	4.4%	11.3%	11.6%	12.0%
% of FP17s for the same patient ID Re-attending within 3 months - Adults	114	1,111	10.3%	15.1%	15.9%	16.0%
% of FP17s for the same patient ID Re-attending between 3 & 9 months - Children	135	272	49.6%	57.4%	60.4%	58.0%
% of FP17s for the same patient ID Re-attending between 3 & 9 months - Adults	416	1,111	37.4%	48.4%	52.3%	50.9%
% of FP17s for Band 1 Urgent Courses	48	474	10.1%	9.6%	9.5%	9.1%
% of FP17s Relating to Free Repair or Replacements	0	474	0.0%	0.7%	0.7%	0.8%
% of FP17s Relating to Continuations	1	474	0.2%	0.8%	1.0%	1.1%
% of Patients satisfied with the dentistry they have received	11	11	100.0%	92.9%	91.9%	91.7%
% of Patients satisfied with the time they had to wait for an appointment	11	11	100.0%	90.0%	88.0%	88.0%

\* This is based on patients treated on this contract for their most recent course of treatment. Figures in italics indicate the base number of FP17s or Patient Questionnaire responses are less than 100. N/A is shown where the base number of responses is less than 10 during the period. % is calculated as Quantity/Base number\*100

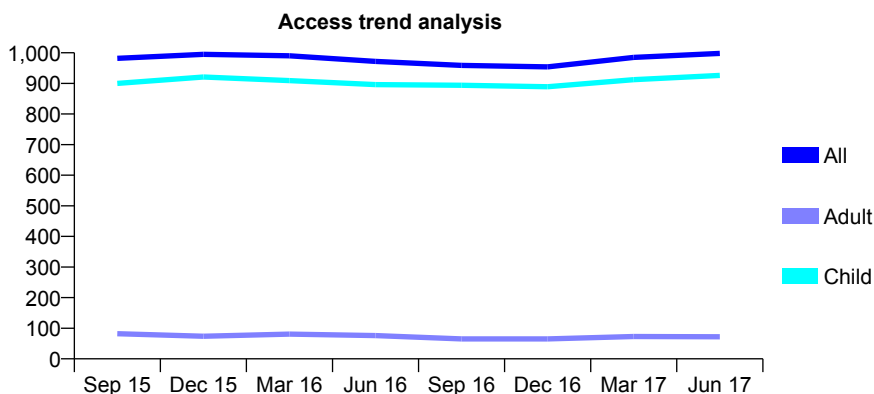
## Q69 - Vital Signs At a Glance Contract Report for 101281/0099 - June 2017

Name or company name	OASIS DENTAL CARE LTD
Contract type name	GDS Contract
Purpose of contract	General
Contract start date	01/04/2006
Contract end date	

17/18 Contracted general activity (UDA)	1,883
Carry forward general activity (UDA)	0
17/18 Contracted orthodontic activity (UOA)	0
Carry forward orthodontic activity (UOA)	0
Baseline contract value	£40,889.56

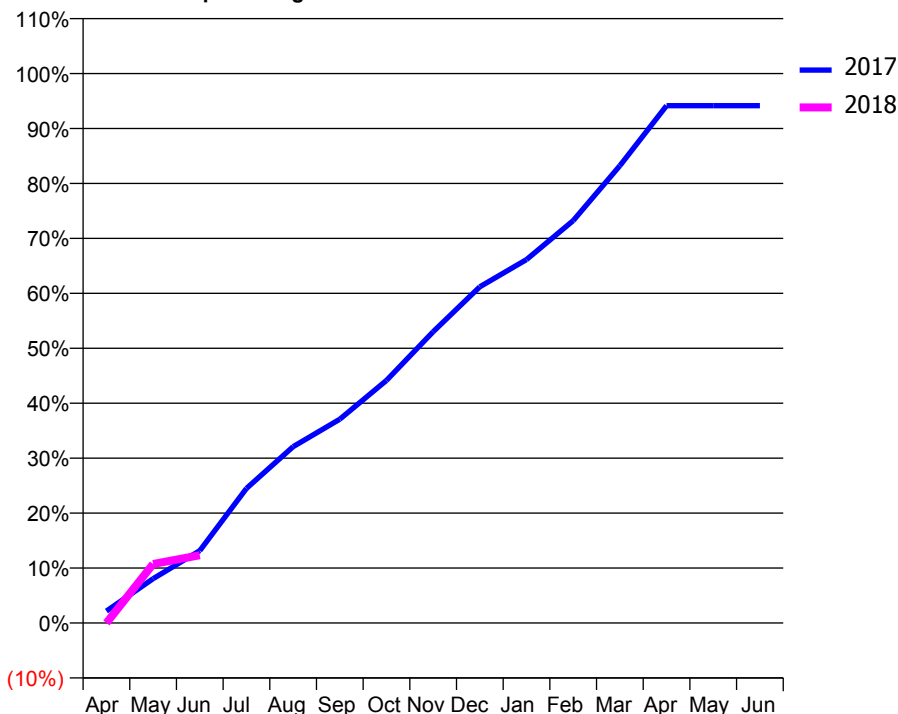
### ACCESS\*

Patients seen in 24 months	Total	Change since previous quarter
Quarter ending June 2016	972	
Quarter ending September 2016	959	↓
Quarter ending December 2016	954	→
Quarter ending March 2017	985	↑
Quarter ending June 2017	998	→
<b>Variance since June 2016</b>	<b>2.7%</b>	<b>↑</b>



### ACTIVITY

Cumulative percentage of contracted UDA delivered 2017 & 2018



Month	Adjusted Scheduled Activity (UDA)	
	2017	2018
April	41	0
May	152	202
June	248	232
July	461	
August	604	
September	698	
October	831	
November	998	
December	1,152	
January	1,245	
February	1,379	
March	1,567	
April	1,773	
May	1,773	
June	1,773	

### QUALITY

	Quantity	Base Number	Contract	AT	Region	England
% of FP17s for the same patient ID Re-attending within 3 months - Children	23	337	6.8%	11.3%	11.6%	12.0%
% of FP17s for the same patient ID Re-attending within 3 months - Adults	0	1	0.0%	15.1%	15.9%	16.0%
% of FP17s for the same patient ID Re-attending between 3 & 9 months - Children	213	337	63.2%	57.4%	60.4%	58.0%
% of FP17s for the same patient ID Re-attending between 3 & 9 months - Adults	0	1	0.0%	48.4%	52.3%	50.9%
% of FP17s for Band 1 Urgent Courses	1	174	0.6%	9.6%	9.5%	9.1%
% of FP17s Relating to Free Repair or Replacements	0	174	0.0%	0.7%	0.7%	0.8%
% of FP17s Relating to Continuations	5	174	2.9%	0.8%	1.0%	1.1%
% of Patients satisfied with the dentistry they have received	0	0	N/A	92.9%	91.9%	91.7%
% of Patients satisfied with the time they had to wait for an appointment	0	0	N/A	90.0%	88.0%	88.0%

\* This is based on patients treated on this contract for their most recent course of treatment. Figures in italics indicate the base number of FP17s or Patient Questionnaire responses are less than 100. N/A is shown where the base number of responses is less than 10 during the period. % is calculated as Quantity/Base number\*100

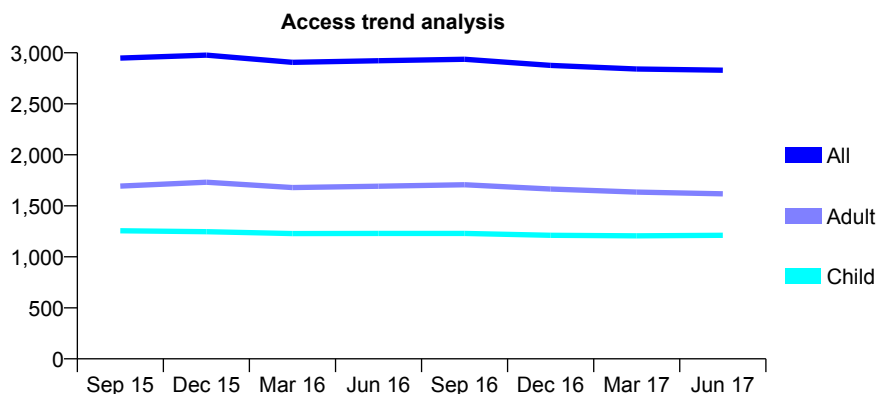
## Q69 - Vital Signs At a Glance Contract Report for 101281/0100 - June 2017

Name or company name	OASIS DENTAL CARE LTD
Contract type name	GDS Contract
Purpose of contract	General
Contract start date	01/04/2006
Contract end date	

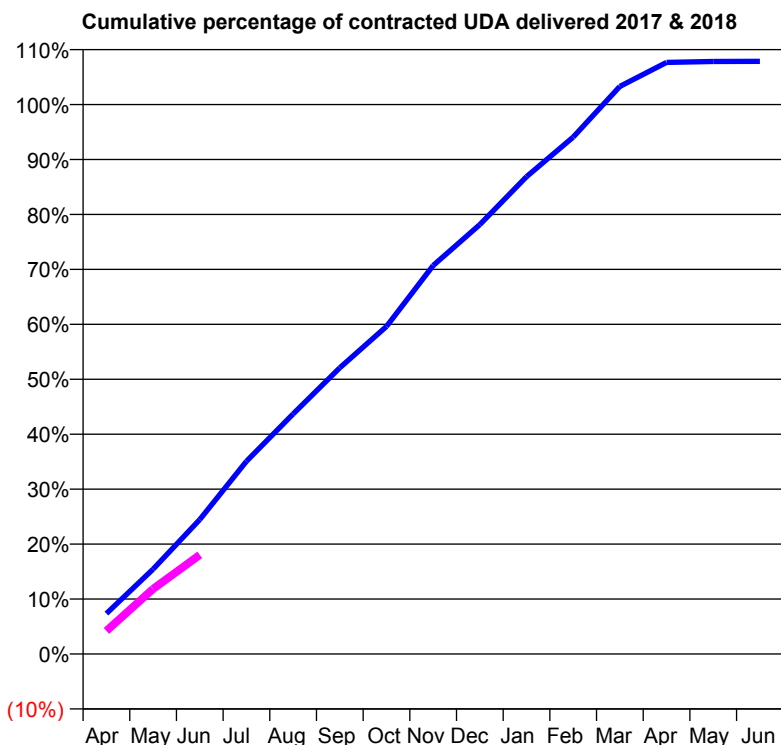
17/18 Contracted general activity (UDA)	7,179
Carry forward general activity (UDA)	0
17/18 Contracted orthodontic activity (UOA)	0
Carry forward orthodontic activity (UOA)	0
Baseline contract value	£162,870.22

### ACCESS\*

Patients seen in 24 months	Total	Change since previous quarter
Quarter ending June 2016	2,922	
Quarter ending September 2016	2,936	→
Quarter ending December 2016	2,876	↓
Quarter ending March 2017	2,841	↓
Quarter ending June 2017	2,829	→
<b>Variance since June 2016</b>	<b>(3.2%)</b>	<b>↓</b>



### ACTIVITY



Month	Adjusted Scheduled Activity (UDA)	
	2017	2018
April	529	302
May	1,109	851
June	1,756	1,294
July	2,517	
August	3,137	
September	3,740	
October	4,280	
November	5,076	
December	5,611	
January	6,235	
February	6,754	
March	7,415	
April	7,729	
May	7,740	
June	7,743	

### QUALITY

	Quantity	Base Number	Contract	AT	Region	England
% of FP17s for the same patient ID Re-attending within 3 months - Children	39	472	8.3%	11.3%	11.6%	12.0%
% of FP17s for the same patient ID Re-attending within 3 months - Adults	107	523	20.5%	15.1%	15.9%	16.0%
% of FP17s for the same patient ID Re-attending between 3 & 9 months - Children	299	472	63.3%	57.4%	60.4%	58.0%
% of FP17s for the same patient ID Re-attending between 3 & 9 months - Adults	325	523	62.1%	48.4%	52.3%	50.9%
% of FP17s for Band 1 Urgent Courses	62	808	7.7%	9.6%	9.5%	9.1%
% of FP17s Relating to Free Repair or Replacements	14	808	1.7%	0.7%	0.7%	0.8%
% of FP17s Relating to Continuations	16	808	2.0%	0.8%	1.0%	1.1%
% of Patients satisfied with the dentistry they have received	5	5	N/A	92.9%	91.9%	91.7%
% of Patients satisfied with the time they had to wait for an appointment	5	5	N/A	90.0%	88.0%	88.0%

\* This is based on patients treated on this contract for their most recent course of treatment. Figures in italics indicate the base number of FP17s or Patient Questionnaire responses are less than 100. N/A is shown where the base number of responses is less than 10 during the period. % is calculated as Quantity/Base number\*100

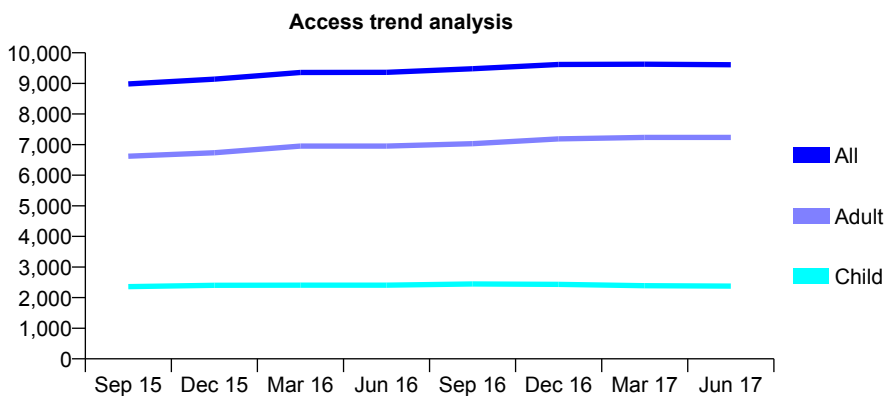
## Q69 - Vital Signs At a Glance Contract Report for 101362/0004 - June 2017

Name or company name	Rodericks Dental Limited
Contract type name	GDS Contract
Purpose of contract	General
Contract start date	01/04/2007
Contract end date	

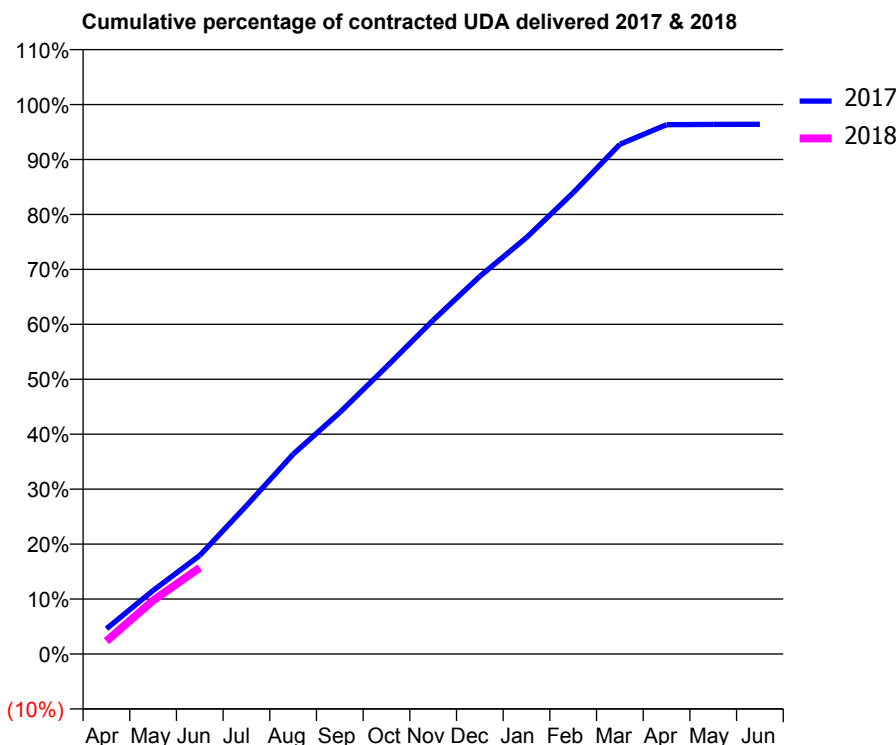
17/18 Contracted general activity (UDA)	28,406
Carry forward general activity (UDA)	0
17/18 Contracted orthodontic activity (UOA)	0
Carry forward orthodontic activity (UOA)	0
Baseline contract value	£675,371.26

### ACCESS\*

Patients seen in 24 months	Total	Change since previous quarter
Quarter ending June 2016	9,360	
Quarter ending September 2016	9,478	→
Quarter ending December 2016	9,620	→
Quarter ending March 2017	9,627	→
Quarter ending June 2017	9,612	→
<b>Variance since June 2016</b>	<b>2.7%</b>	<b>↑</b>



### ACTIVITY



Month	Adjusted Scheduled Activity (UDA)	
	2017	2018
April	1,309	664
May	3,284	2,764
June	5,096	4,460
July	7,666	
August	10,327	
September	12,486	
October	14,853	
November	17,257	
December	19,528	
January	21,528	
February	23,847	
March	26,346	
April	27,361	
May	27,378	
June	27,381	

### QUALITY

	Quantity	Base Number	Contract	AT	Region	England
% of FP17s for the same patient ID Re-attending within 3 months - Children	60	779	7.7%	11.3%	11.6%	12.0%
% of FP17s for the same patient ID Re-attending within 3 months - Adults	257	1,873	13.7%	15.1%	15.9%	16.0%
% of FP17s for the same patient ID Re-attending between 3 & 9 months - Children	460	779	59.1%	57.4%	60.4%	58.0%
% of FP17s for the same patient ID Re-attending between 3 & 9 months - Adults	868	1,873	46.3%	48.4%	52.3%	50.9%
% of FP17s for Band 1 Urgent Courses	211	2,154	9.8%	9.6%	9.5%	9.1%
% of FP17s Relating to Free Repair or Replacements	21	2,154	1.0%	0.7%	0.7%	0.8%
% of FP17s Relating to Continuations	18	2,154	0.8%	0.8%	1.0%	1.1%
% of Patients satisfied with the dentistry they have received	14	14	100.0%	92.9%	91.9%	91.7%
% of Patients satisfied with the time they had to wait for an appointment	14	14	100.0%	90.0%	88.0%	88.0%

\* This is based on patients treated on this contract for their most recent course of treatment. Figures in italics indicate the base number of FP17s or Patient Questionnaire responses are less than 100. N/A is shown where the base number of responses is less than 10 during the period. % is calculated as Quantity/Base number\*100

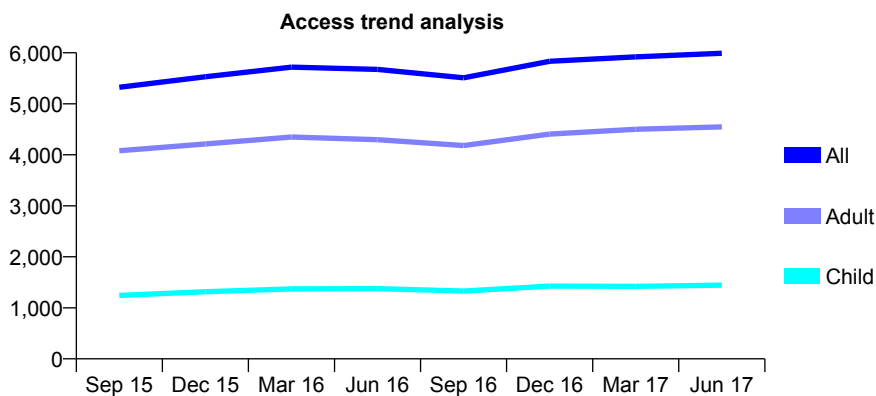
## Q69 - Vital Signs At a Glance Contract Report for 101362/0016 - June 2017

Name or company name	Rodericks Dental Limited
Contract type name	GDS Contract
Purpose of contract	General
Contract start date	01/05/2009
Contract end date	

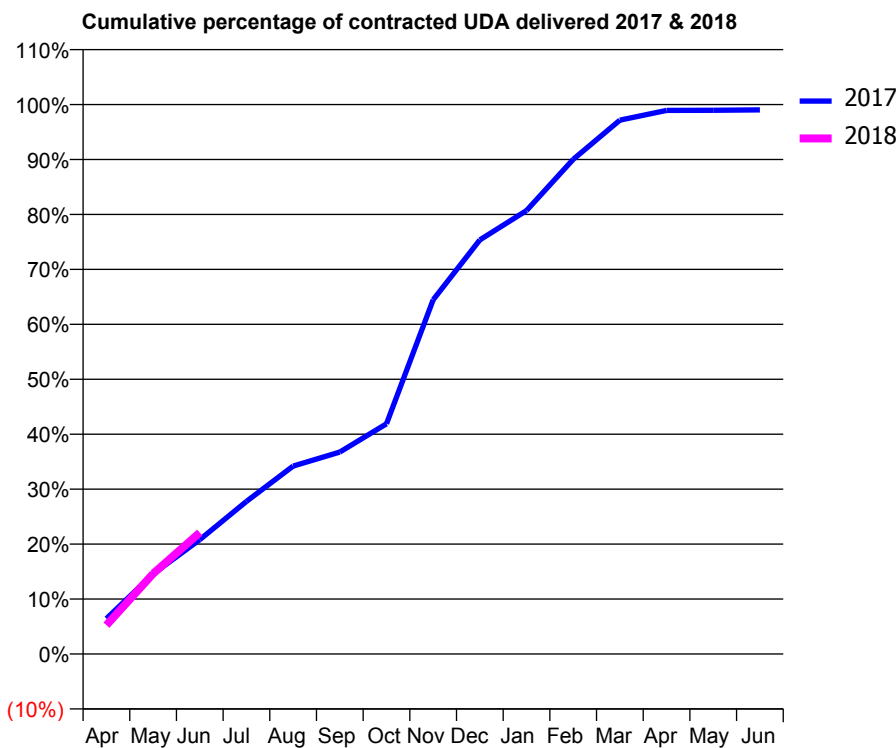
17/18 Contracted general activity (UDA)	14,000
Carry forward general activity (UDA)	0
17/18 Contracted orthodontic activity (UOA)	0
Carry forward orthodontic activity (UOA)	0
Baseline contract value	£326,573.32

### ACCESS\*

Patients seen in 24 months	Total	Change since previous quarter
Quarter ending June 2016	5,675	
Quarter ending September 2016	5,510	↓
Quarter ending December 2016	5,833	↑
Quarter ending March 2017	5,921	→
Quarter ending June 2017	5,991	→
<b>Variance since June 2016</b>	<b>5.6%</b>	<b>↑</b>



### ACTIVITY



Month	Adjusted Scheduled Activity (UDA)	
	2017	2018
April	901	737
May	2,039	2,046
June	2,913	3,093
July	3,888	
August	4,790	
September	5,145	
October	5,865	
November	9,026	
December	10,551	
January	11,297	
February	12,602	
March	13,603	
April	13,848	
May	13,853	
June	13,864	

### QUALITY

	Quantity	Base Number	Contract	AT	Region	England
% of FP17s for the same patient ID Re-attending within 3 months - Children	32	558	5.7%	11.3%	11.6%	12.0%
% of FP17s for the same patient ID Re-attending within 3 months - Adults	81	980	8.3%	15.1%	15.9%	16.0%
% of FP17s for the same patient ID Re-attending between 3 & 9 months - Children	359	558	64.3%	57.4%	60.4%	58.0%
% of FP17s for the same patient ID Re-attending between 3 & 9 months - Adults	444	980	45.3%	48.4%	52.3%	50.9%
% of FP17s for Band 1 Urgent Courses	113	1,397	8.1%	9.6%	9.5%	9.1%
% of FP17s Relating to Free Repair or Replacements	11	1,397	0.8%	0.7%	0.7%	0.8%
% of FP17s Relating to Continuations	0	1,397	0.0%	0.8%	1.0%	1.1%
% of Patients satisfied with the dentistry they have received	7	7	N/A	92.9%	91.9%	91.7%
% of Patients satisfied with the time they had to wait for an appointment	7	7	N/A	90.0%	88.0%	88.0%

\* This is based on patients treated on this contract for their most recent course of treatment. Figures in italics indicate the base number of FP17s or Patient Questionnaire responses are less than 100. N/A is shown where the base number of responses is less than 10 during the period. % is calculated as Quantity/Base number\*100



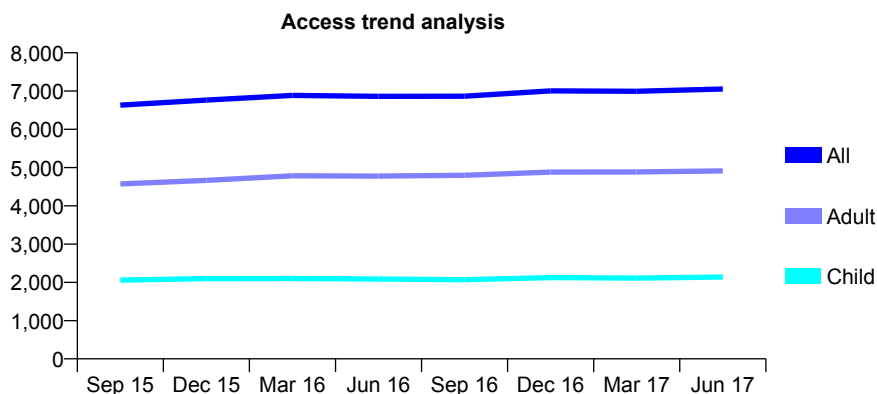
## Q69 - Vital Signs At a Glance Contract Report for 101362/0017 - June 2017

Name or company name	Rodericks Dental Limited
Contract type name	GDS Contract
Purpose of contract	General
Contract start date	01/07/2009
Contract end date	

17/18 Contracted general activity (UDA)	22,048
Carry forward general activity (UDA)	0
17/18 Contracted orthodontic activity (UOA)	0
Carry forward orthodontic activity (UOA)	0
Baseline contract value	£544,946.30

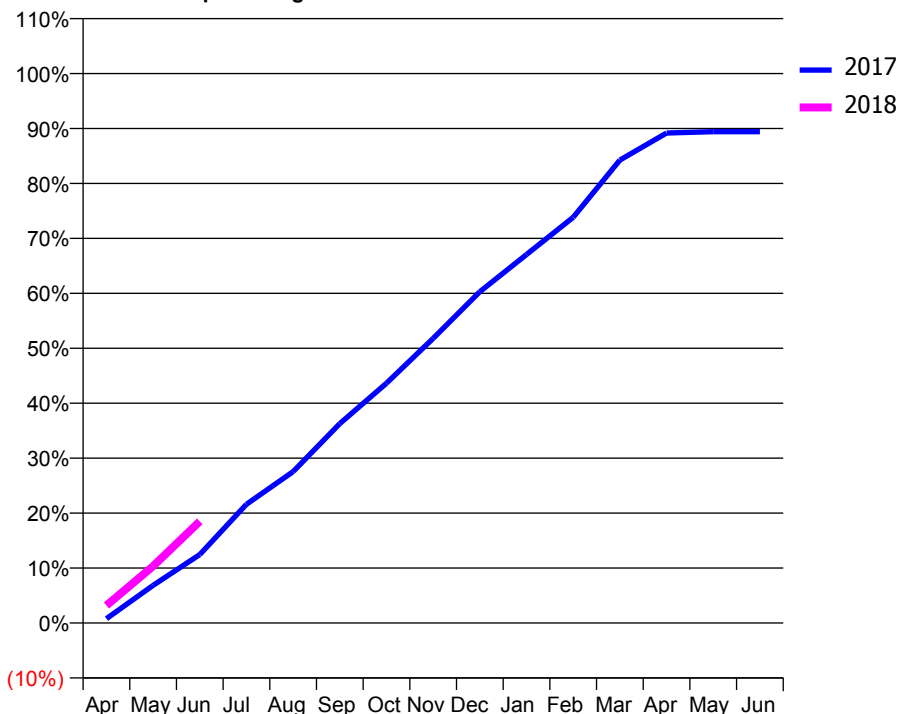
### ACCESS\*

Patients seen in 24 months	Total	Change since previous quarter
Quarter ending June 2016	6,862	
Quarter ending September 2016	6,867	→
Quarter ending December 2016	7,004	→
Quarter ending March 2017	6,993	→
Quarter ending June 2017	7,053	→
<b>Variance since June 2016</b>	<b>2.8%</b>	<b>↑</b>



### ACTIVITY

Cumulative percentage of contracted UDA delivered 2017 & 2018



Month	Adjusted Scheduled Activity (UDA)	
	2017	2018
April	175	703
May	1,509	2,280
June	2,750	4,078
July	4,762	
August	6,076	
September	8,003	
October	9,622	
November	11,419	
December	13,290	
January	14,788	
February	16,276	
March	18,572	
April	19,662	
May	19,712	
June	19,711	

### QUALITY

	Quantity	Base Number	Contract	AT	Region	England
% of FP17s for the same patient ID Re-attending within 3 months - Children	123	750	16.4%	11.3%	11.6%	12.0%
% of FP17s for the same patient ID Re-attending within 3 months - Adults	312	1,485	21.0%	15.1%	15.9%	16.0%
% of FP17s for the same patient ID Re-attending between 3 & 9 months - Children	357	750	47.6%	57.4%	60.4%	58.0%
% of FP17s for the same patient ID Re-attending between 3 & 9 months - Adults	606	1,485	40.8%	48.4%	52.3%	50.9%
% of FP17s for Band 1 Urgent Courses	325	1,772	18.3%	9.6%	9.5%	9.1%
% of FP17s Relating to Free Repair or Replacements	9	1,772	0.5%	0.7%	0.7%	0.8%
% of FP17s Relating to Continuations	5	1,772	0.3%	0.8%	1.0%	1.1%
% of Patients satisfied with the dentistry they have received	2	2	N/A	92.9%	91.9%	91.7%
% of Patients satisfied with the time they had to wait for an appointment	2	2	N/A	90.0%	88.0%	88.0%

\* This is based on patients treated on this contract for their most recent course of treatment. Figures in italics indicate the base number of FP17s or Patient Questionnaire responses are less than 100. N/A is shown where the base number of responses is less than 10 during the period. % is calculated as Quantity/Base number\*100

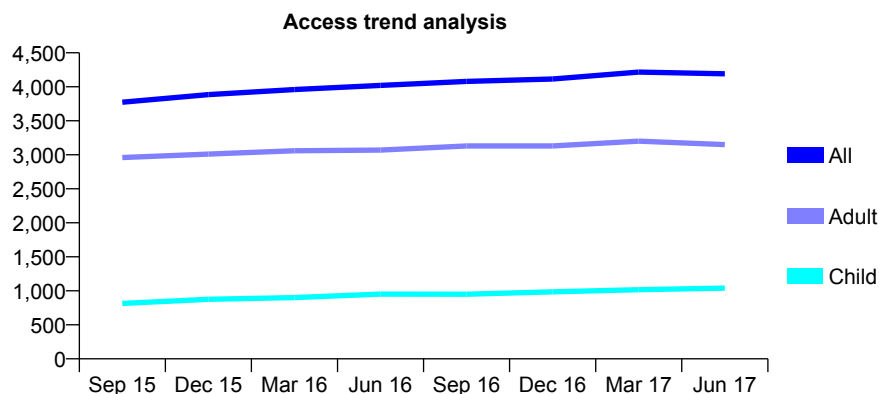
## Q69 - Vital Signs At a Glance Contract Report for 101362/0019 - June 2017

Name or company name	Rodericks Dental Limited
Contract type name	GDS Contract
Purpose of contract	General
Contract start date	01/07/2009
Contract end date	

17/18 Contracted general activity (UDA)	10,000
Carry forward general activity (UDA)	0
17/18 Contracted orthodontic activity (UOA)	0
Carry forward orthodontic activity (UOA)	0
Baseline contract value	£233,266.66

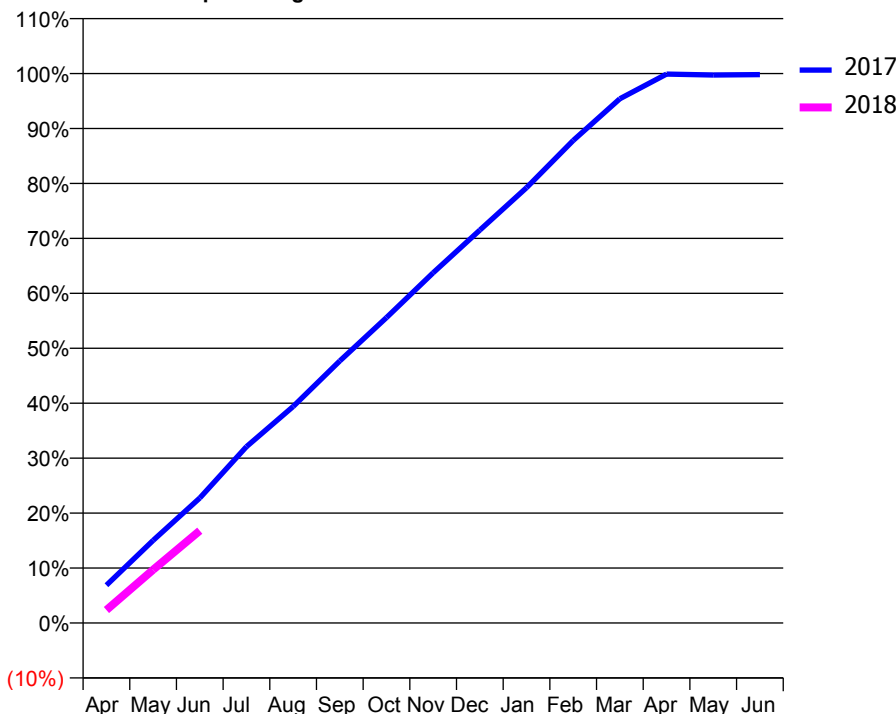
### ACCESS\*

Patients seen in 24 months	Total	Change since previous quarter
Quarter ending June 2016	4,021	
Quarter ending September 2016	4,080	→
Quarter ending December 2016	4,115	→
Quarter ending March 2017	4,216	↑
Quarter ending June 2017	4,191	→
<b>Variance since June 2016</b>	<b>4.2%</b>	<b>↑</b>



### ACTIVITY

Cumulative percentage of contracted UDA delivered 2017 & 2018



Month	Adjusted Scheduled Activity (UDA)	
	2017	2018
April	687	236
May	1,503	969
June	2,274	1,680
July	3,210	
August	3,940	
September	4,770	
October	5,559	
November	6,374	
December	7,151	
January	7,921	
February	8,781	
March	9,540	
April	9,989	
May	9,973	
June	9,979	

### QUALITY

	Quantity	Base Number	Contract	AT	Region	England
% of FP17s for the same patient ID Re-attending within 3 months - Children	42	335	12.5%	11.3%	11.6%	12.0%
% of FP17s for the same patient ID Re-attending within 3 months - Adults	117	742	15.8%	15.1%	15.9%	16.0%
% of FP17s for the same patient ID Re-attending between 3 & 9 months - Children	161	335	48.1%	57.4%	60.4%	58.0%
% of FP17s for the same patient ID Re-attending between 3 & 9 months - Adults	292	742	39.4%	48.4%	52.3%	50.9%
% of FP17s for Band 1 Urgent Courses	63	685	9.2%	9.6%	9.5%	9.1%
% of FP17s Relating to Free Repair or Replacements	7	685	1.0%	0.7%	0.7%	0.8%
% of FP17s Relating to Continuations	5	685	0.7%	0.8%	1.0%	1.1%
% of Patients satisfied with the dentistry they have received	4	4	N/A	92.9%	91.9%	91.7%
% of Patients satisfied with the time they had to wait for an appointment	4	4	N/A	90.0%	88.0%	88.0%

\* This is based on patients treated on this contract for their most recent course of treatment. Figures in italics indicate the base number of FP17s or Patient Questionnaire responses are less than 100. N/A is shown where the base number of responses is less than 10 during the period. % is calculated as Quantity/Base number\*100

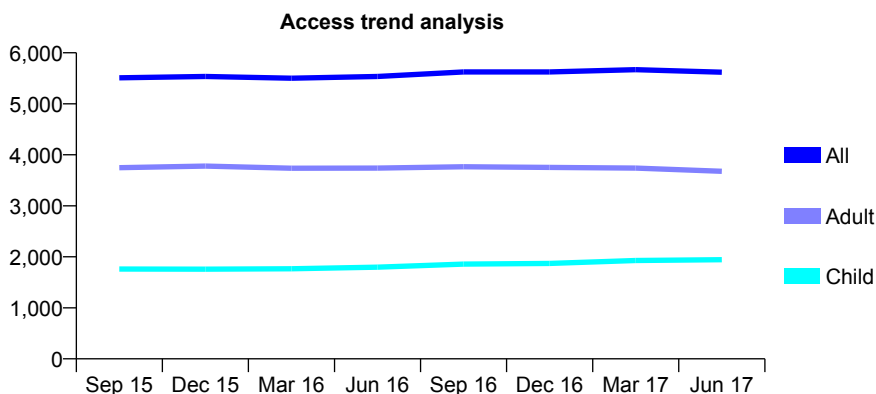
## Q69 - Vital Signs At a Glance Contract Report for 101362/0031 - June 2017

Name or company name	Rodericks Dental Limited
Contract type name	PDS Plus Contract
Purpose of contract	General
Contract start date	01/09/2010
Contract end date	01/09/2020

17/18 Contracted general activity (UDA)	15,000
Carry forward general activity (UDA)	0
17/18 Contracted orthodontic activity (UOA)	0
Carry forward orthodontic activity (UOA)	0
Baseline contract value	£197,833.71

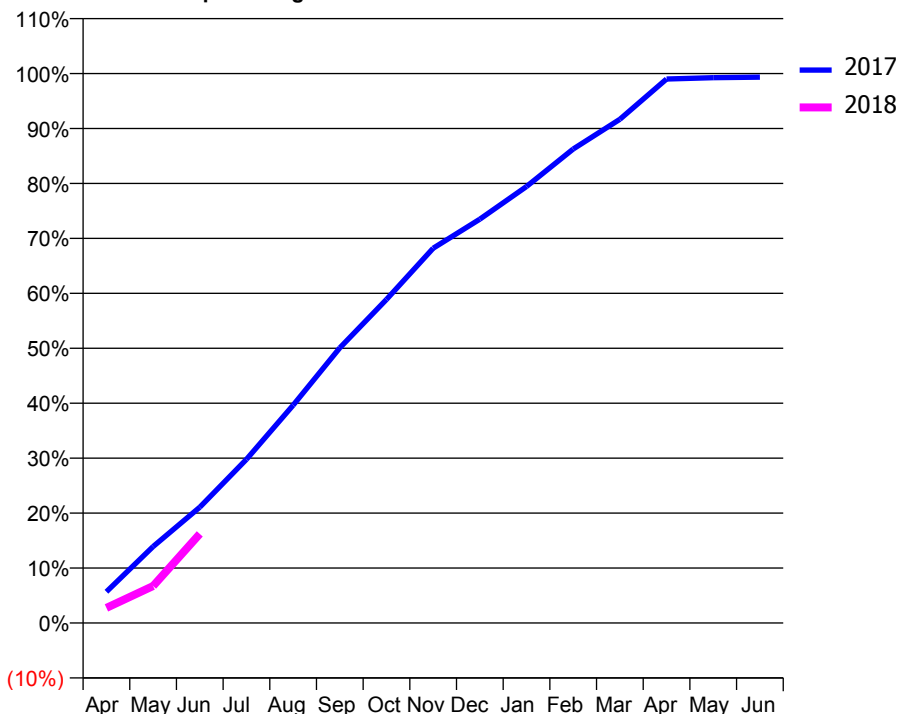
### ACCESS\*

Patients seen in 24 months	Total	Change since previous quarter
Quarter ending June 2016	5,536	
Quarter ending September 2016	5,624	→
Quarter ending December 2016	5,624	→
Quarter ending March 2017	5,670	→
Quarter ending June 2017	5,620	→
<b>Variance since June 2016</b>	<b>1.5%</b>	<b>→</b>



### ACTIVITY

Cumulative percentage of contracted UDA delivered 2017 & 2018



Month	Adjusted Scheduled Activity (UDA)	
	2017	2018
April	879	413
May	2,152	1,010
June	3,257	2,432
July	4,604	
August	6,124	
September	7,738	
October	9,099	
November	10,538	
December	11,356	
January	12,272	
February	13,328	
March	14,162	
April	15,295	
May	15,333	
June	15,346	

### QUALITY

	Quantity	Base Number	Contract	AT	Region	England
% of FP17s for the same patient ID Re-attending within 3 months - Children	90	768	11.7%	11.3%	11.6%	12.0%
% of FP17s for the same patient ID Re-attending within 3 months - Adults	125	890	14.0%	15.1%	15.9%	16.0%
% of FP17s for the same patient ID Re-attending between 3 & 9 months - Children	364	768	47.4%	57.4%	60.4%	58.0%
% of FP17s for the same patient ID Re-attending between 3 & 9 months - Adults	233	890	26.2%	48.4%	52.3%	50.9%
% of FP17s for Band 1 Urgent Courses	121	1,207	10.0%	9.6%	9.5%	9.1%
% of FP17s Relating to Free Repair or Replacements	12	1,207	1.0%	0.7%	0.7%	0.8%
% of FP17s Relating to Continuations	1	1,207	0.1%	0.8%	1.0%	1.1%
% of Patients satisfied with the dentistry they have received	4	4	N/A	92.9%	91.9%	91.7%
% of Patients satisfied with the time they had to wait for an appointment	3	4	N/A	90.0%	88.0%	88.0%

\* This is based on patients treated on this contract for their most recent course of treatment. Figures in italics indicate the base number of FP17s or Patient Questionnaire responses are less than 100. N/A is shown where the base number of responses is less than 10 during the period. % is calculated as Quantity/Base number\*100

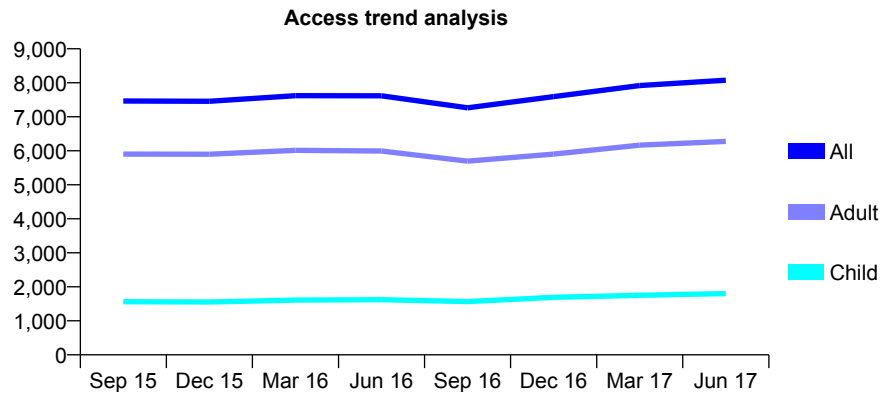
## Q69 - Vital Signs At a Glance Contract Report for 101362/0035 - June 2017

Name or company name	Rodericks Dental Limited
Contract type name	PDS Plus Contract
Purpose of contract	General
Contract start date	21/02/2011
Contract end date	20/02/2018

17/18 Contracted general activity (UDA)	17,871
Carry forward general activity (UDA)	0
17/18 Contracted orthodontic activity (UOA)	0
Carry forward orthodontic activity (UOA)	0
Baseline contract value	£263,925.61

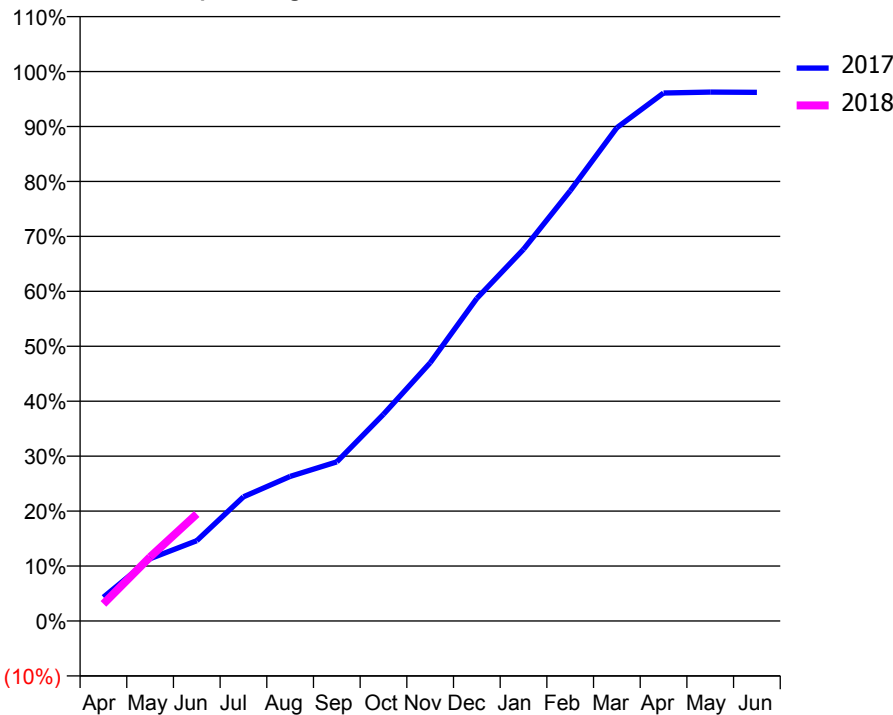
### ACCESS\*

Patients seen in 24 months	Total	Change since previous quarter
Quarter ending June 2016	7,616	
Quarter ending September 2016	7,264	↓
Quarter ending December 2016	7,594	↑
Quarter ending March 2017	7,920	↑
Quarter ending June 2017	8,078	→
<b>Variance since June 2016</b>	<b>6.1%</b>	<b>↑</b>



### ACTIVITY

Cumulative percentage of contracted UDA delivered 2017 & 2018



Month	Adjusted Scheduled Activity (UDA)	
	2017	2018
April	867	556
May	2,273	2,082
June	2,928	3,480
July	4,524	
August	5,268	
September	5,796	
October	7,532	
November	9,406	
December	11,753	
January	13,540	
February	15,672	
March	17,968	
April	19,231	
May	19,263	
June	19,256	

### QUALITY

	Quantity	Base Number	Contract	AT	Region	England
% of FP17s for the same patient ID Re-attending within 3 months - Children	44	630	7.0%	11.3%	11.6%	12.0%
% of FP17s for the same patient ID Re-attending within 3 months - Adults	217	1,723	12.6%	15.1%	15.9%	16.0%
% of FP17s for the same patient ID Re-attending between 3 & 9 months - Children	326	630	51.7%	57.4%	60.4%	58.0%
% of FP17s for the same patient ID Re-attending between 3 & 9 months - Adults	793	1,723	46.0%	48.4%	52.3%	50.9%
% of FP17s for Band 1 Urgent Courses	205	1,726	11.9%	9.6%	9.5%	9.1%
% of FP17s Relating to Free Repair or Replacements	13	1,726	0.8%	0.7%	0.7%	0.8%
% of FP17s Relating to Continuations	4	1,726	0.2%	0.8%	1.0%	1.1%
% of Patients satisfied with the dentistry they have received	8	10	80.0%	92.9%	91.9%	91.7%
% of Patients satisfied with the time they had to wait for an appointment	7	10	70.0%	90.0%	88.0%	88.0%

\* This is based on patients treated on this contract for their most recent course of treatment. Figures in italics indicate the base number of FP17s or Patient Questionnaire responses are less than 100. N/A is shown where the base number of responses is less than 10 during the period. % is calculated as Quantity/Base number\*100

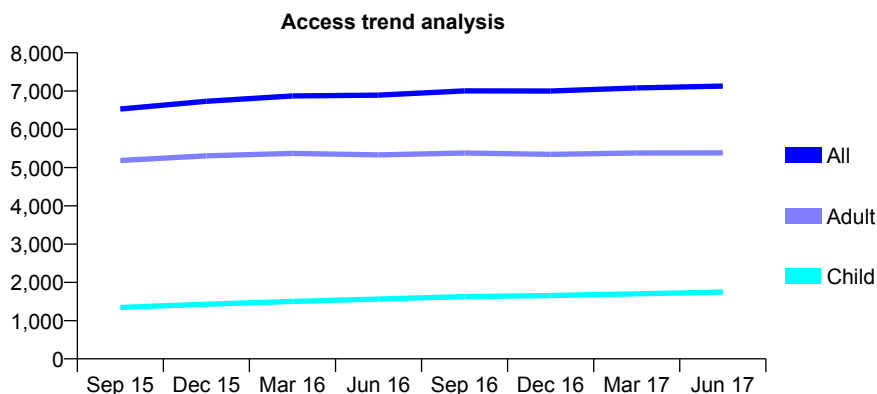
## Q69 - Vital Signs At a Glance Contract Report for 101362/0037 - June 2017

Name or company name	Rodericks Dental Limited
Contract type name	PDS Plus Contract
Purpose of contract	General
Contract start date	01/01/2011
Contract end date	31/12/2017

17/18 Contracted general activity (UDA)	13,500
Carry forward general activity (UDA)	0
17/18 Contracted orthodontic activity (UOA)	0
Carry forward orthodontic activity (UOA)	0
Baseline contract value	£218,020.82

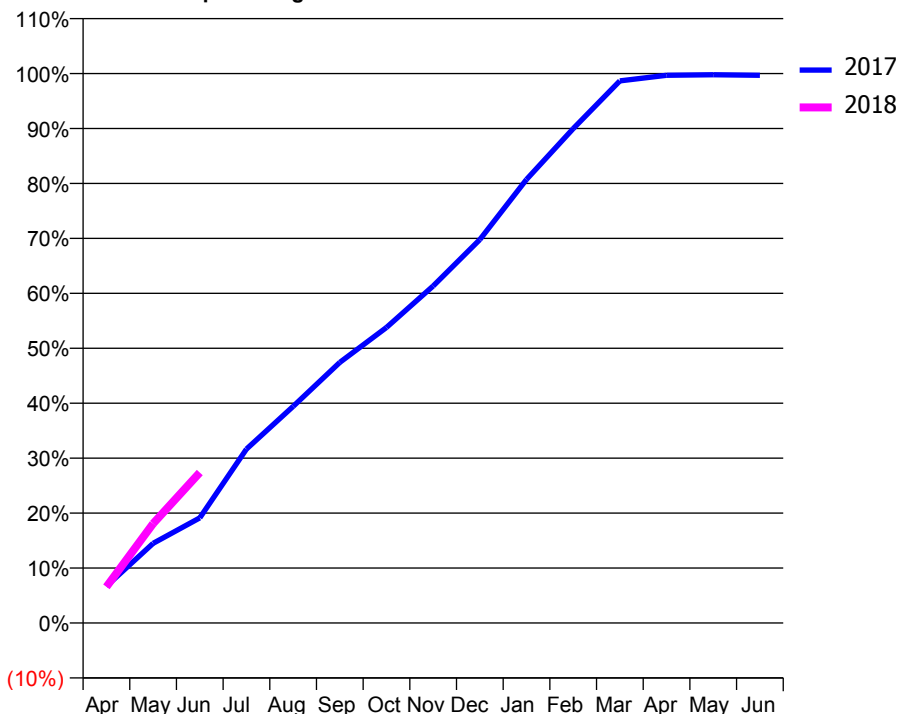
### ACCESS\*

Patients seen in 24 months	Total	Change since previous quarter
Quarter ending June 2016	6,893	
Quarter ending September 2016	7,005	→
Quarter ending December 2016	7,000	→
Quarter ending March 2017	7,080	→
Quarter ending June 2017	7,129	→
<b>Variance since June 2016</b>	<b>3.4%</b>	<b>↑</b>



### ACTIVITY

**Cumulative percentage of contracted UDA delivered 2017 & 2018**



**Adjusted Scheduled Activity (UDA)**

Month	2017	2018
April	1,207	889
May	2,610	2,442
June	3,444	3,696
July	5,697	
August	7,096	
September	8,537	
October	9,683	
November	11,040	
December	12,561	
January	14,532	
February	16,196	
March	17,758	
April	17,944	
May	17,958	
June	17,942	

### QUALITY

	Quantity	Base Number	Contract	AT	Region	England
% of FP17s for the same patient ID Re-attending within 3 months - Children	27	471	5.7%	11.3%	11.6%	12.0%
% of FP17s for the same patient ID Re-attending within 3 months - Adults	151	1,204	12.5%	15.1%	15.9%	16.0%
% of FP17s for the same patient ID Re-attending between 3 & 9 months - Children	231	471	49.0%	57.4%	60.4%	58.0%
% of FP17s for the same patient ID Re-attending between 3 & 9 months - Adults	468	1,204	38.9%	48.4%	52.3%	50.9%
% of FP17s for Band 1 Urgent Courses	136	1,556	8.7%	9.6%	9.5%	9.1%
% of FP17s Relating to Free Repair or Replacements	12	1,556	0.8%	0.7%	0.7%	0.8%
% of FP17s Relating to Continuations	19	1,556	1.2%	0.8%	1.0%	1.1%
% of Patients satisfied with the dentistry they have received	12	14	85.7%	92.9%	91.9%	91.7%
% of Patients satisfied with the time they had to wait for an appointment	12	14	85.7%	90.0%	88.0%	88.0%

\* This is based on patients treated on this contract for their most recent course of treatment. Figures in italics indicate the base number of FP17s or Patient Questionnaire responses are less than 100. N/A is shown where the base number of responses is less than 10 during the period. % is calculated as Quantity/Base number\*100

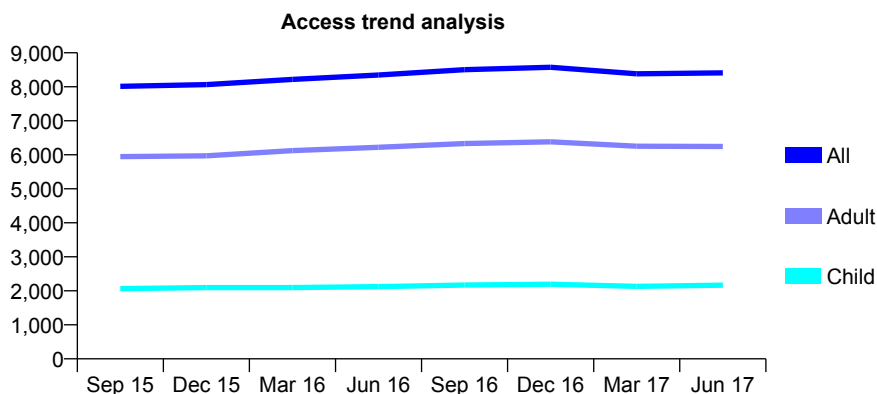
## Q69 - Vital Signs At a Glance Contract Report for 101370/0073 - June 2017

Name or company name	Petrie Tucker and Partners Ltd
Contract type name	GDS Contract
Purpose of contract	General
Contract start date	01/08/2006
Contract end date	

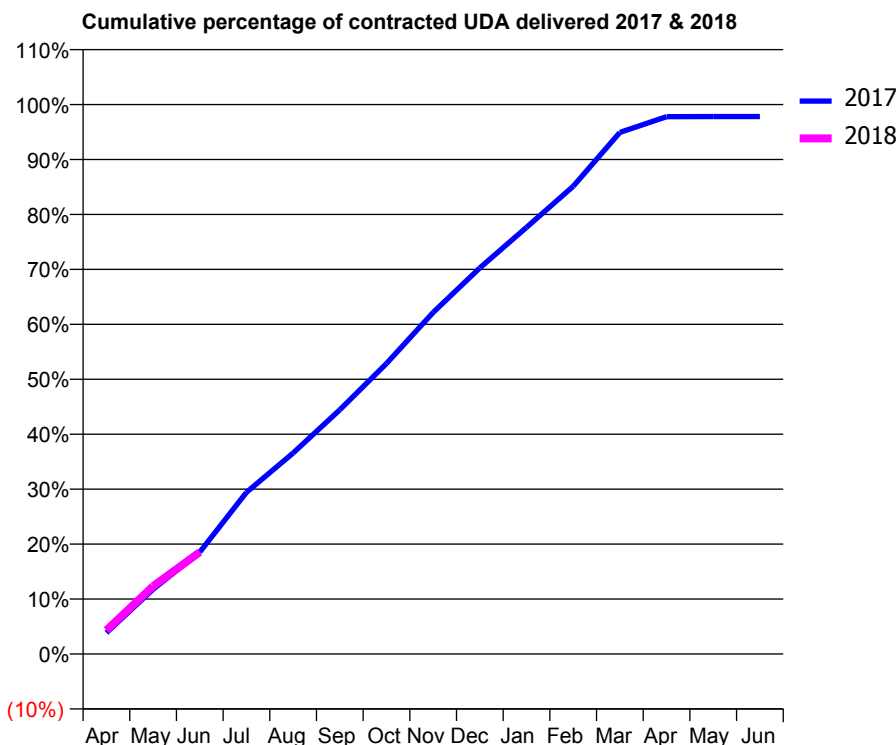
17/18 Contracted general activity (UDA)	22,500
Carry forward general activity (UDA)	0
17/18 Contracted orthodontic activity (UOA)	0
Carry forward orthodontic activity (UOA)	0
Baseline contract value	£590,727.72

### ACCESS\*

Patients seen in 24 months	Total	Change since previous quarter
Quarter ending June 2016	8,347	
Quarter ending September 2016	8,502	→
Quarter ending December 2016	8,575	→
Quarter ending March 2017	8,384	↓
Quarter ending June 2017	8,410	→
<b>Variance since June 2016</b>	<b>0.8%</b>	<b>→</b>



### ACTIVITY



Month	Adjusted Scheduled Activity (UDA)	
	2017	2018
April	871	977
May	2,650	2,779
June	4,176	4,176
July	6,622	
August	8,229	
September	10,003	
October	11,897	
November	13,984	
December	15,808	
January	17,468	
February	19,152	
March	21,355	
April	22,004	
May	22,006	
June	22,005	

### QUALITY

	Quantity	Base Number	Contract	AT	Region	England
% of FP17s for the same patient ID Re-attending within 3 months - Children	48	737	6.5%	11.3%	11.6%	12.0%
% of FP17s for the same patient ID Re-attending within 3 months - Adults	171	1,622	10.5%	15.1%	15.9%	16.0%
% of FP17s for the same patient ID Re-attending between 3 & 9 months - Children	420	737	57.0%	57.4%	60.4%	58.0%
% of FP17s for the same patient ID Re-attending between 3 & 9 months - Adults	741	1,622	45.7%	48.4%	52.3%	50.9%
% of FP17s for Band 1 Urgent Courses	144	2,085	6.9%	9.6%	9.5%	9.1%
% of FP17s Relating to Free Repair or Replacements	10	2,085	0.5%	0.7%	0.7%	0.8%
% of FP17s Relating to Continuations	34	2,085	1.6%	0.8%	1.0%	1.1%
% of Patients satisfied with the dentistry they have received	19	22	86.4%	92.9%	91.9%	91.7%
% of Patients satisfied with the time they had to wait for an appointment	18	22	81.8%	90.0%	88.0%	88.0%

\* This is based on patients treated on this contract for their most recent course of treatment. Figures in italics indicate the base number of FP17s or Patient Questionnaire responses are less than 100. N/A is shown where the base number of responses is less than 10 during the period. % is calculated as Quantity/Base number\*100

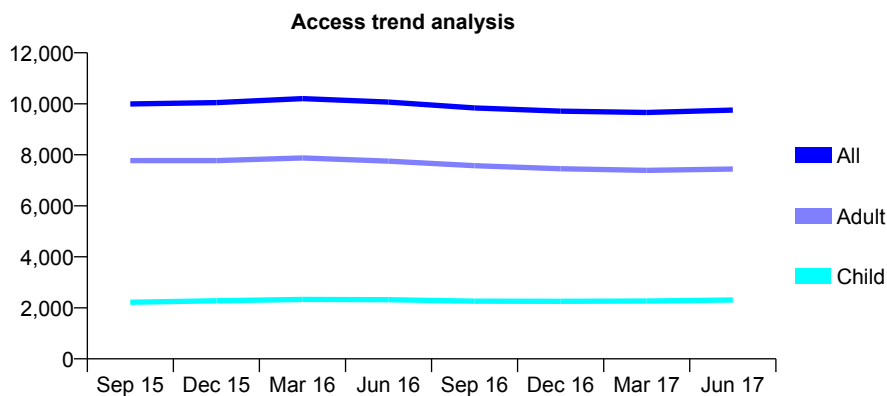
## Q69 - Vital Signs At a Glance Contract Report for 101435/0014 - June 2017

Name or company name	IDH Limited
Contract type name	GDS Contract
Purpose of contract	General
Contract start date	01/04/2006
Contract end date	

17/18 Contracted general activity (UDA)	32,539
Carry forward general activity (UDA)	0
17/18 Contracted orthodontic activity (UOA)	0
Carry forward orthodontic activity (UOA)	0
Baseline contract value	£718,782.13

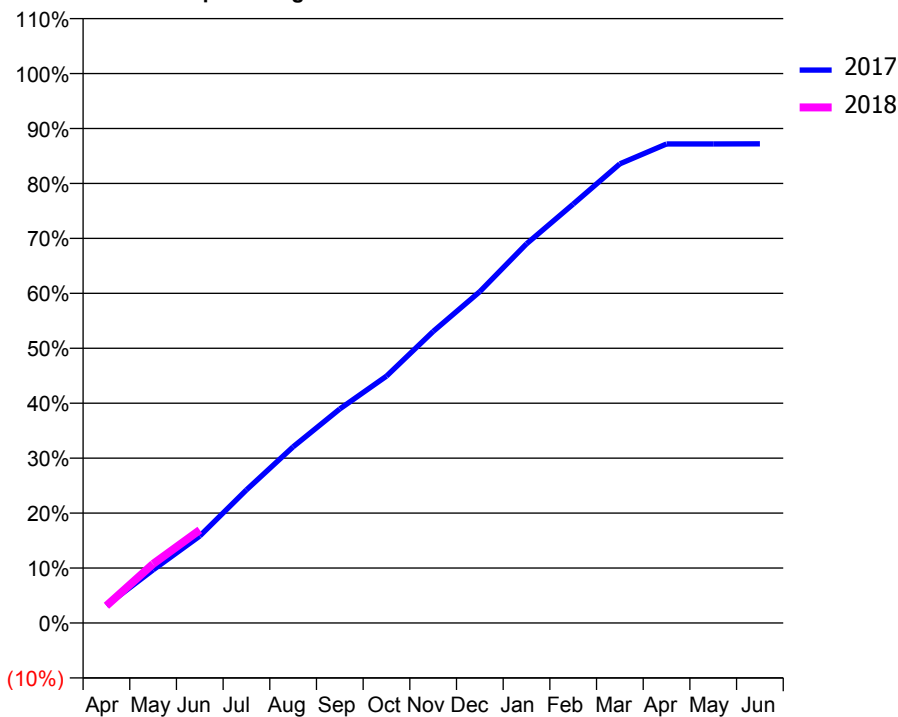
### ACCESS\*

Patients seen in 24 months	Total	Change since previous quarter
Quarter ending June 2016	10,068	
Quarter ending September 2016	9,837	↓
Quarter ending December 2016	9,711	↓
Quarter ending March 2017	9,659	→
Quarter ending June 2017	9,754	→
<b>Variance since June 2016</b>	<b>(3.1%)</b>	<b>↓</b>



### ACTIVITY

Cumulative percentage of contracted UDA delivered 2017 & 2018



Month	Adjusted Scheduled Activity (UDA)	
	2017	2018
April	1,035	1,021
May	3,147	3,500
June	5,155	5,504
July	7,884	
August	10,432	
September	12,676	
October	14,619	
November	17,264	
December	19,624	
January	22,449	
February	24,809	
March	27,190	
April	28,369	
May	28,370	
June	28,375	

### QUALITY

	Quantity	Base Number	Contract	AT	Region	England
% of FP17s for the same patient ID Re-attending within 3 months - Children	47	718	6.5%	11.3%	11.6%	12.0%
% of FP17s for the same patient ID Re-attending within 3 months - Adults	195	1,969	9.9%	15.1%	15.9%	16.0%
% of FP17s for the same patient ID Re-attending between 3 & 9 months - Children	369	718	51.4%	57.4%	60.4%	58.0%
% of FP17s for the same patient ID Re-attending between 3 & 9 months - Adults	921	1,969	46.8%	48.4%	52.3%	50.9%
% of FP17s for Band 1 Urgent Courses	114	2,256	5.1%	9.6%	9.5%	9.1%
% of FP17s Relating to Free Repair or Replacements	6	2,256	0.3%	0.7%	0.7%	0.8%
% of FP17s Relating to Continuations	36	2,256	1.6%	0.8%	1.0%	1.1%
% of Patients satisfied with the dentistry they have received	33	33	100.0%	92.9%	91.9%	91.7%
% of Patients satisfied with the time they had to wait for an appointment	27	33	81.8%	90.0%	88.0%	88.0%

\* This is based on patients treated on this contract for their most recent course of treatment. Figures in italics indicate the base number of FP17s or Patient Questionnaire responses are less than 100. N/A is shown where the base number of responses is less than 10 during the period. % is calculated as Quantity/Base number\*100

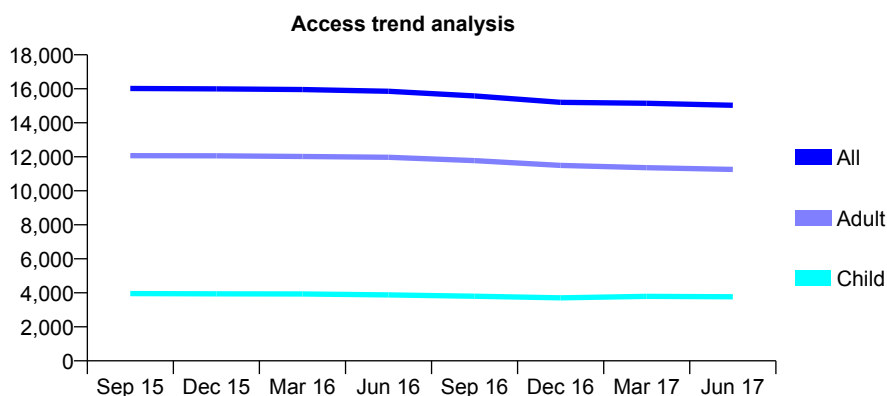
## Q69 - Vital Signs At a Glance Contract Report for 101435/0035 - June 2017

Name or company name	IDH Limited
Contract type name	GDS Contract
Purpose of contract	General
Contract start date	01/04/2006
Contract end date	

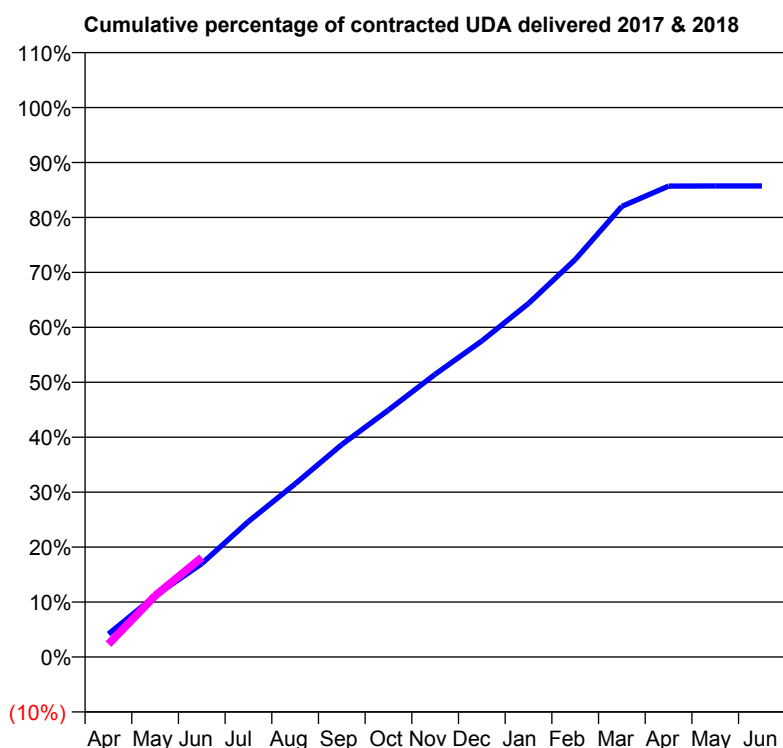
17/18 Contracted general activity (UDA)	35,138
Carry forward general activity (UDA)	0
17/18 Contracted orthodontic activity (UOA)	0
Carry forward orthodontic activity (UOA)	0
Baseline contract value	£762,908.91

### ACCESS\*

Patients seen in 24 months	Total	Change since previous quarter
Quarter ending June 2016	15,851	
Quarter ending September 2016	15,577	↓
Quarter ending December 2016	15,201	↓
Quarter ending March 2017	15,151	→
Quarter ending June 2017	15,028	→
<b>Variance since June 2016</b>	<b>(5.2%)</b>	<b>↓</b>



### ACTIVITY



Month	Adjusted Scheduled Activity (UDA)	
	2017	2018
April	1,472	819
May	3,910	3,917
June	5,972	6,364
July	8,667	
August	11,069	
September	13,583	
October	15,798	
November	18,083	
December	20,212	
January	22,610	
February	25,412	
March	28,816	
April	30,113	
May	30,122	
June	30,118	

### QUALITY

	Quantity	Base Number	Contract	AT	Region	England
% of FP17s for the same patient ID Re-attending within 3 months - Children	65	1,040	6.3%	11.3%	11.6%	12.0%
% of FP17s for the same patient ID Re-attending within 3 months - Adults	339	2,741	12.4%	15.1%	15.9%	16.0%
% of FP17s for the same patient ID Re-attending between 3 & 9 months - Children	464	1,040	44.6%	57.4%	60.4%	58.0%
% of FP17s for the same patient ID Re-attending between 3 & 9 months - Adults	961	2,741	35.1%	48.4%	52.3%	50.9%
% of FP17s for Band 1 Urgent Courses	227	3,115	7.3%	9.6%	9.5%	9.1%
% of FP17s Relating to Free Repair or Replacements	6	3,115	0.2%	0.7%	0.7%	0.8%
% of FP17s Relating to Continuations	50	3,115	1.6%	0.8%	1.0%	1.1%
% of Patients satisfied with the dentistry they have received	23	24	95.8%	92.9%	91.9%	91.7%
% of Patients satisfied with the time they had to wait for an appointment	20	24	83.3%	90.0%	88.0%	88.0%

\* This is based on patients treated on this contract for their most recent course of treatment. Figures in italics indicate the base number of FP17s or Patient Questionnaire responses are less than 100. N/A is shown where the base number of responses is less than 10 during the period. % is calculated as Quantity/Base number\*100



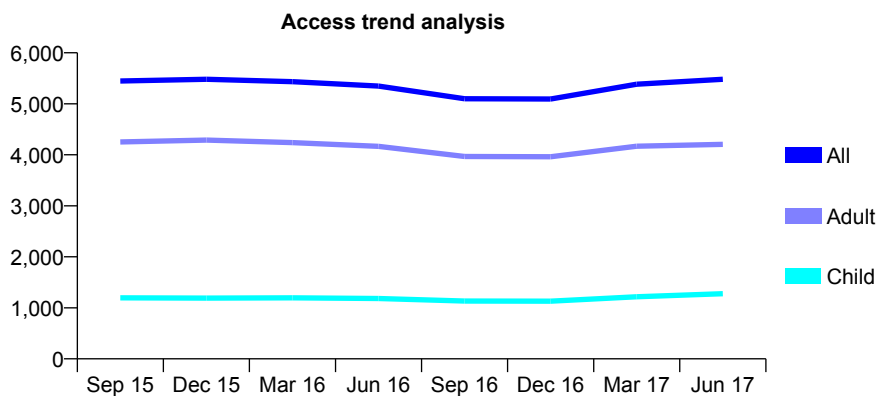
## Q69 - Vital Signs At a Glance Contract Report for 101435/0054 - June 2017

Name or company name	IDH Limited
Contract type name	GDS Contract
Purpose of contract	General
Contract start date	01/12/2006
Contract end date	

17/18 Contracted general activity (UDA)	13,010
Carry forward general activity (UDA)	0
17/18 Contracted orthodontic activity (UOA)	0
Carry forward orthodontic activity (UOA)	0
Baseline contract value	£322,402.83

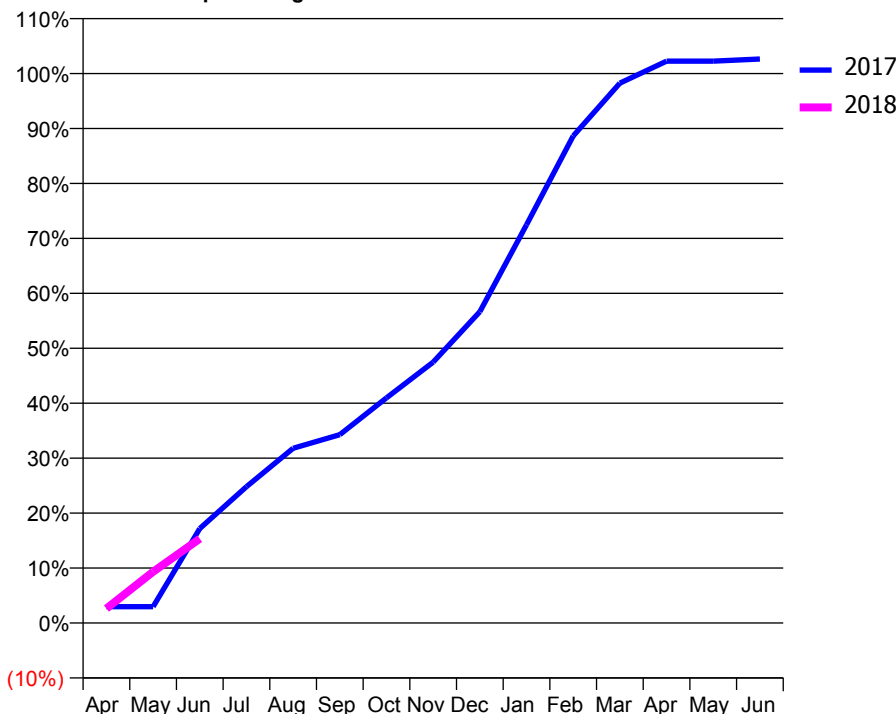
### ACCESS\*

Patients seen in 24 months	Total	Change since previous quarter
Quarter ending June 2016	5,349	
Quarter ending September 2016	5,100	↓
Quarter ending December 2016	5,093	→
Quarter ending March 2017	5,385	↑
Quarter ending June 2017	5,481	→
<b>Variance since June 2016</b>	<b>2.5%</b>	<b>↑</b>



### ACTIVITY

Cumulative percentage of contracted UDA delivered 2017 & 2018



Month	Adjusted Scheduled Activity (UDA)	
	2017	2018
April	312	344
May	312	1,213
June	1,807	1,997
July	2,607	
August	3,343	
September	3,603	
October	4,306	
November	4,991	
December	5,954	
January	7,618	
February	9,315	
March	10,326	
April	10,746	
May	10,747	
June	10,788	

### QUALITY

	Quantity	Base Number	Contract	AT	Region	England
% of FP17s for the same patient ID Re-attending within 3 months - Children	23	410	5.6%	11.3%	11.6%	12.0%
% of FP17s for the same patient ID Re-attending within 3 months - Adults	116	1,063	10.9%	15.1%	15.9%	16.0%
% of FP17s for the same patient ID Re-attending between 3 & 9 months - Children	171	410	41.7%	57.4%	60.4%	58.0%
% of FP17s for the same patient ID Re-attending between 3 & 9 months - Adults	490	1,063	46.1%	48.4%	52.3%	50.9%
% of FP17s for Band 1 Urgent Courses	89	1,156	7.7%	9.6%	9.5%	9.1%
% of FP17s Relating to Free Repair or Replacements	5	1,156	0.4%	0.7%	0.7%	0.8%
% of FP17s Relating to Continuations	17	1,156	1.5%	0.8%	1.0%	1.1%
% of Patients satisfied with the dentistry they have received	6	6	N/A	92.9%	91.9%	91.7%
% of Patients satisfied with the time they had to wait for an appointment	4	6	N/A	90.0%	88.0%	88.0%

\* This is based on patients treated on this contract for their most recent course of treatment. Figures in italics indicate the base number of FP17s or Patient Questionnaire responses are less than 100. N/A is shown where the base number of responses is less than 10 during the period. % is calculated as Quantity/Base number\*100

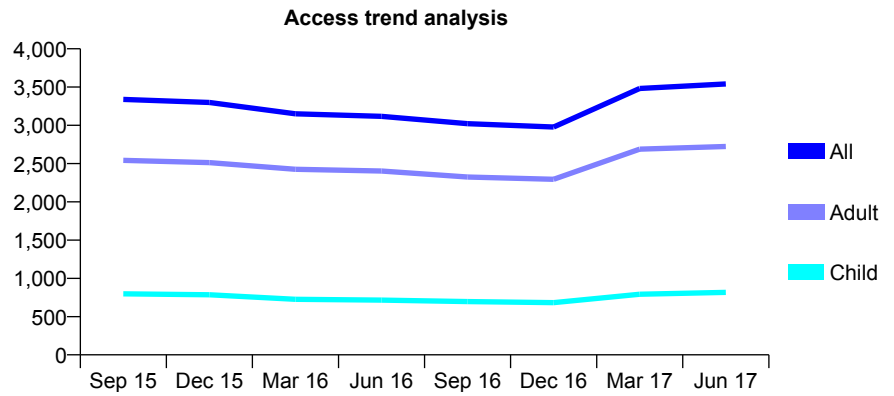
## Q69 - Vital Signs At a Glance Contract Report for 101435/0109 - June 2017

Name or company name	IDH Limited
Contract type name	GDS Contract
Purpose of contract	General
Contract start date	01/07/2008
Contract end date	

17/18 Contracted general activity (UDA)	10,590
Carry forward general activity (UDA)	0
17/18 Contracted orthodontic activity (UOA)	0
Carry forward orthodontic activity (UOA)	0
Baseline contract value	£247,188.13

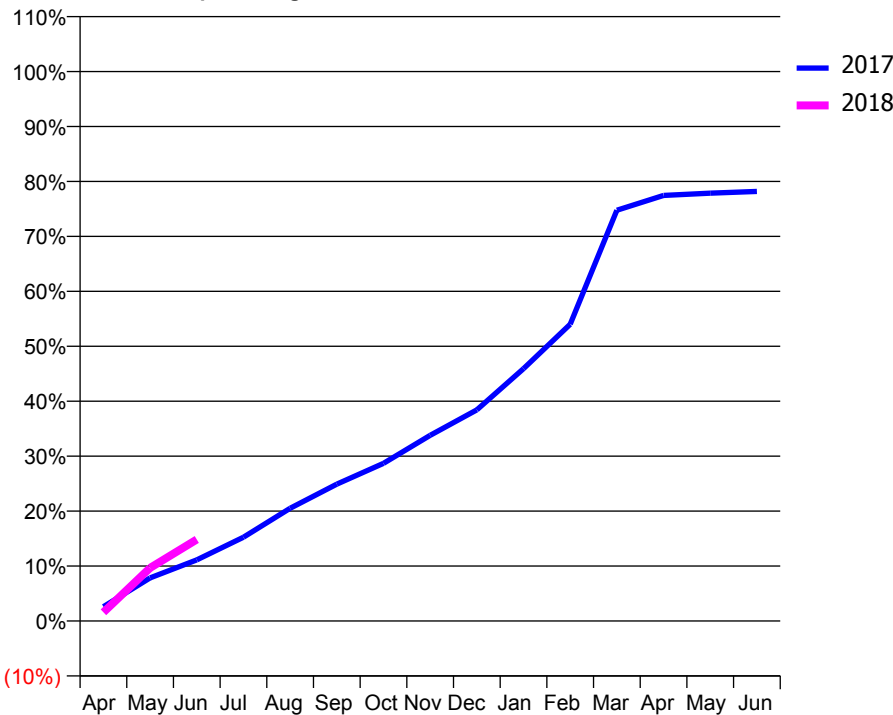
### ACCESS\*

Patients seen in 24 months	Total	Change since previous quarter
Quarter ending June 2016	3,117	
Quarter ending September 2016	3,021	↓
Quarter ending December 2016	2,978	↓
Quarter ending March 2017	3,482	↑
Quarter ending June 2017	3,540	→
<b>Variance since June 2016</b>	<b>13.6%</b>	<b>↑</b>



### ACTIVITY

Cumulative percentage of contracted UDA delivered 2017 & 2018



Adjusted Scheduled Activity (UDA)		
Month	2017	2018
April	277	167
May	832	1,025
June	1,179	1,572
July	1,616	
August	2,173	
September	2,637	
October	3,039	
November	3,578	
December	4,069	
January	4,864	
February	5,720	
March	7,917	
April	8,202	
May	8,246	
June	8,279	

### QUALITY

	Quantity	Base Number	Contract	AT	Region	England
% of FP17s for the same patient ID Re-attending within 3 months - Children	22	260	8.5%	11.3%	11.6%	12.0%
% of FP17s for the same patient ID Re-attending within 3 months - Adults	77	718	10.7%	15.1%	15.9%	16.0%
% of FP17s for the same patient ID Re-attending between 3 & 9 months - Children	111	260	42.7%	57.4%	60.4%	58.0%
% of FP17s for the same patient ID Re-attending between 3 & 9 months - Adults	283	718	39.4%	48.4%	52.3%	50.9%
% of FP17s for Band 1 Urgent Courses	92	788	11.7%	9.6%	9.5%	9.1%
% of FP17s Relating to Free Repair or Replacements	2	788	0.3%	0.7%	0.7%	0.8%
% of FP17s Relating to Continuations	7	788	0.9%	0.8%	1.0%	1.1%
% of Patients satisfied with the dentistry they have received	3	3	N/A	92.9%	91.9%	91.7%
% of Patients satisfied with the time they had to wait for an appointment	3	3	N/A	90.0%	88.0%	88.0%

\* This is based on patients treated on this contract for their most recent course of treatment. Figures in italics indicate the base number of FP17s or Patient Questionnaire responses are less than 100. N/A is shown where the base number of responses is less than 10 during the period. % is calculated as Quantity/Base number\*100

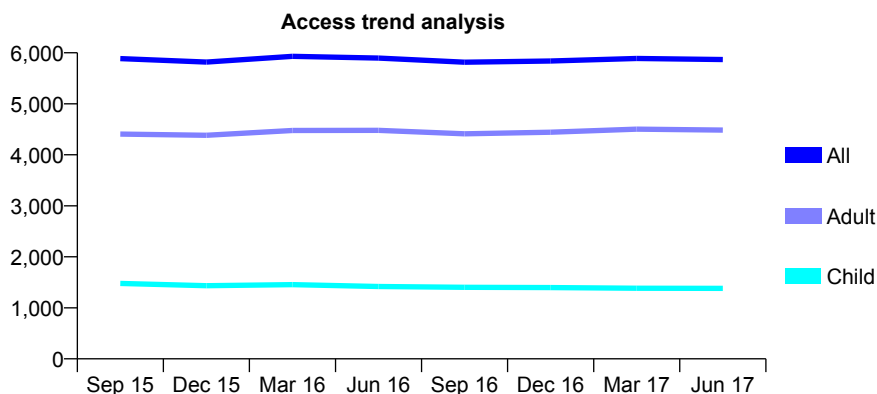
## Q69 - Vital Signs At a Glance Contract Report for 102504/0001 - June 2017

Name or company name	Chess House (UK) Limited
Contract type name	GDS Contract
Purpose of contract	General
Contract start date	01/05/2010
Contract end date	

17/18 Contracted general activity (UDA)	15,018
Carry forward general activity (UDA)	0
17/18 Contracted orthodontic activity (UOA)	0
Carry forward orthodontic activity (UOA)	0
Baseline contract value	£340,163.55

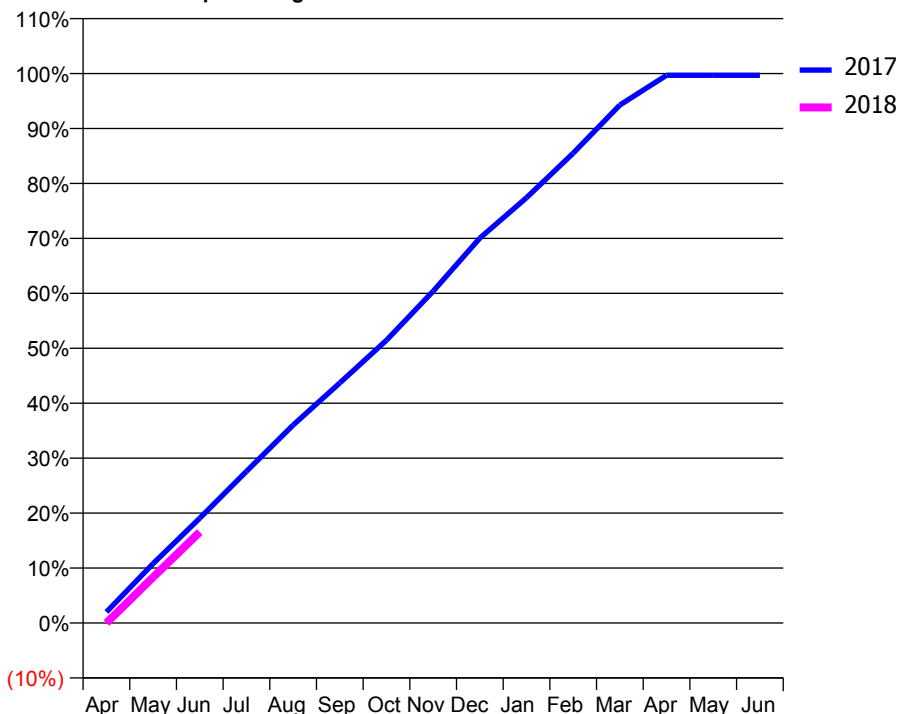
### ACCESS\*

Patients seen in 24 months	Total	Change since previous quarter
Quarter ending June 2016	5,898	
Quarter ending September 2016	5,816	↓
Quarter ending December 2016	5,840	→
Quarter ending March 2017	5,888	→
Quarter ending June 2017	5,867	→
<b>Variance since June 2016</b>	<b>(0.5%)</b>	→



### ACTIVITY

Cumulative percentage of contracted UDA delivered 2017 & 2018



Month	Adjusted Scheduled Activity (UDA)	
	2017	2018
April	314	0
May	1,687	1,253
June	2,981	2,486
July	4,311	
August	5,627	
September	6,825	
October	8,039	
November	9,432	
December	10,940	
January	12,088	
February	13,354	
March	14,722	
April	15,568	
May	15,569	
June	15,569	

### QUALITY

	Quantity	Base Number	Contract	AT	Region	England
% of FP17s for the same patient ID Re-attending within 3 months - Children	34	454	7.5%	11.3%	11.6%	12.0%
% of FP17s for the same patient ID Re-attending within 3 months - Adults	245	1,494	16.4%	15.1%	15.9%	16.0%
% of FP17s for the same patient ID Re-attending between 3 & 9 months - Children	233	454	51.3%	57.4%	60.4%	58.0%
% of FP17s for the same patient ID Re-attending between 3 & 9 months - Adults	838	1,494	56.1%	48.4%	52.3%	50.9%
% of FP17s for Band 1 Urgent Courses	192	1,440	13.3%	9.6%	9.5%	9.1%
% of FP17s Relating to Free Repair or Replacements	8	1,440	0.6%	0.7%	0.7%	0.8%
% of FP17s Relating to Continuations	11	1,440	0.8%	0.8%	1.0%	1.1%
% of Patients satisfied with the dentistry they have received	5	7	N/A	92.9%	91.9%	91.7%
% of Patients satisfied with the time they had to wait for an appointment	7	7	N/A	90.0%	88.0%	88.0%

\* This is based on patients treated on this contract for their most recent course of treatment. Figures in italics indicate the base number of FP17s or Patient Questionnaire responses are less than 100. N/A is shown where the base number of responses is less than 10 during the period. % is calculated as Quantity/Base number\*100

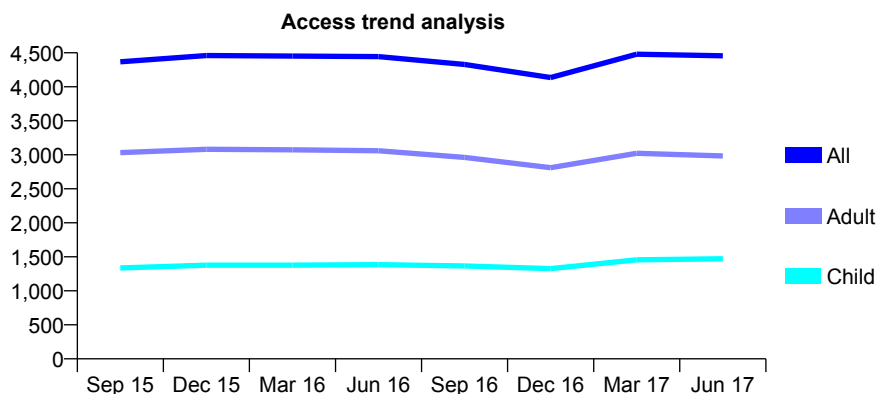
## Q69 - Vital Signs At a Glance Contract Report for 103624/0001 - June 2017

Name or company name	CASTLE HILL DENTAL CARE LTD
Contract type name	GDS Contract
Purpose of contract	General
Contract start date	01/08/2012
Contract end date	

17/18 Contracted general activity (UDA)	8,250
Carry forward general activity (UDA)	0
17/18 Contracted orthodontic activity (UOA)	0
Carry forward orthodontic activity (UOA)	0
Baseline contract value	£194,566.97

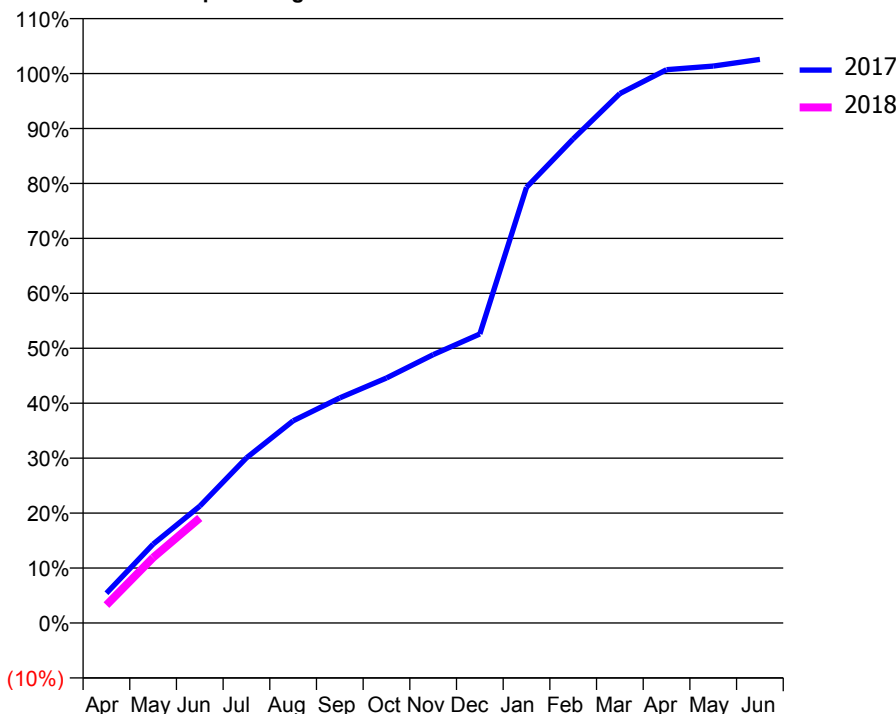
### ACCESS\*

Patients seen in 24 months	Total	Change since previous quarter
Quarter ending June 2016	4,445	
Quarter ending September 2016	4,328	↓
Quarter ending December 2016	4,137	↓
Quarter ending March 2017	4,479	↑
Quarter ending June 2017	4,455	→
<b>Variance since June 2016</b>	<b>0.2%</b>	<b>→</b>



### ACTIVITY

Cumulative percentage of contracted UDA delivered 2017 & 2018



Month	Adjusted Scheduled Activity (UDA)	
	2017	2018
April	464	269
May	1,231	982
June	1,825	1,577
July	2,578	
August	3,157	
September	3,515	
October	3,826	
November	4,191	
December	4,512	
January	6,802	
February	7,559	
March	8,268	
April	8,639	
May	8,696	
June	8,800	

### QUALITY

	Quantity	Base Number	Contract	AT	Region	England
% of FP17s for the same patient ID Re-attending within 3 months - Children	30	450	6.7%	11.3%	11.6%	12.0%
% of FP17s for the same patient ID Re-attending within 3 months - Adults	102	736	13.9%	15.1%	15.9%	16.0%
% of FP17s for the same patient ID Re-attending between 3 & 9 months - Children	154	450	34.2%	57.4%	60.4%	58.0%
% of FP17s for the same patient ID Re-attending between 3 & 9 months - Adults	227	736	30.8%	48.4%	52.3%	50.9%
% of FP17s for Band 1 Urgent Courses	108	893	12.1%	9.6%	9.5%	9.1%
% of FP17s Relating to Free Repair or Replacements	3	893	0.3%	0.7%	0.7%	0.8%
% of FP17s Relating to Continuations	1	893	0.1%	0.8%	1.0%	1.1%
% of Patients satisfied with the dentistry they have received	1	1	N/A	92.9%	91.9%	91.7%
% of Patients satisfied with the time they had to wait for an appointment	1	1	N/A	90.0%	88.0%	88.0%

\* This is based on patients treated on this contract for their most recent course of treatment. Figures in italics indicate the base number of FP17s or Patient Questionnaire responses are less than 100. N/A is shown where the base number of responses is less than 10 during the period. % is calculated as Quantity/Base number\*100

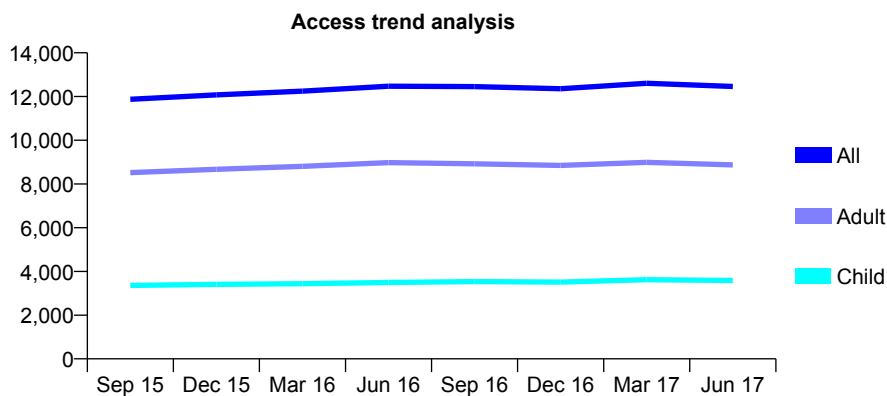
## Q69 - Vital Signs At a Glance Contract Report for 104280/0001 - June 2017

Name or company name	BUSBY HOUSE DENTAL LTD
Contract type name	GDS Contract
Purpose of contract	General
Contract start date	01/10/2010
Contract end date	

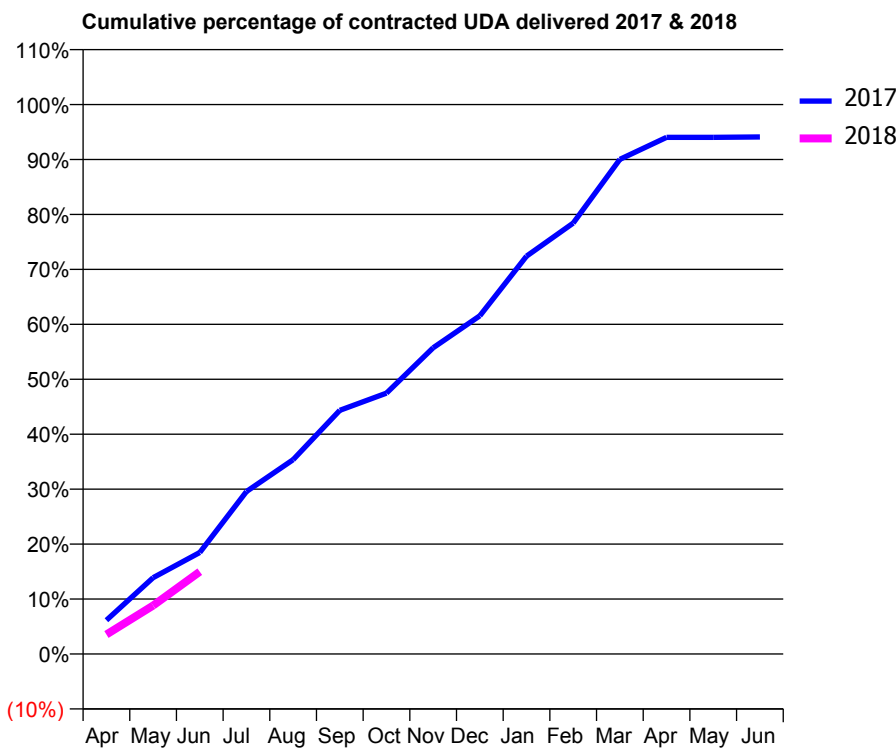
17/18 Contracted general activity (UDA)	29,407
Carry forward general activity (UDA)	0
17/18 Contracted orthodontic activity (UOA)	0
Carry forward orthodontic activity (UOA)	0
Baseline contract value	£697,344.19

### ACCESS\*

Patients seen in 24 months	Total	Change since previous quarter
Quarter ending June 2016	12,471	
Quarter ending September 2016	12,455	→
Quarter ending December 2016	12,358	→
Quarter ending March 2017	12,606	↑
Quarter ending June 2017	12,457	↓
<b>Variance since June 2016</b>	<b>(0.1%)</b>	→



### ACTIVITY



Month	Adjusted Scheduled Activity (UDA)	
	2017	2018
April	1,881	1,047
May	4,249	2,597
June	5,651	4,408
July	9,046	
August	10,819	
September	13,565	
October	14,518	
November	17,041	
December	18,824	
January	22,140	
February	23,985	
March	27,533	
April	28,756	
May	28,757	
June	28,778	

### QUALITY

	Quantity	Base Number	Contract	AT	Region	England
% of FP17s for the same patient ID Re-attending within 3 months - Children	89	1,152	7.7%	11.3%	11.6%	12.0%
% of FP17s for the same patient ID Re-attending within 3 months - Adults	407	2,384	17.1%	15.1%	15.9%	16.0%
% of FP17s for the same patient ID Re-attending between 3 & 9 months - Children	726	1,152	63.0%	57.4%	60.4%	58.0%
% of FP17s for the same patient ID Re-attending between 3 & 9 months - Adults	1,261	2,384	52.9%	48.4%	52.3%	50.9%
% of FP17s for Band 1 Urgent Courses	244	2,513	9.7%	9.6%	9.5%	9.1%
% of FP17s Relating to Free Repair or Replacements	19	2,513	0.8%	0.7%	0.7%	0.8%
% of FP17s Relating to Continuations	16	2,513	0.6%	0.8%	1.0%	1.1%
% of Patients satisfied with the dentistry they have received	13	14	92.9%	92.9%	91.9%	91.7%
% of Patients satisfied with the time they had to wait for an appointment	10	14	71.4%	90.0%	88.0%	88.0%

\* This is based on patients treated on this contract for their most recent course of treatment. Figures in italics indicate the base number of FP17s or Patient Questionnaire responses are less than 100. N/A is shown where the base number of responses is less than 10 during the period. % is calculated as Quantity/Base number\*100

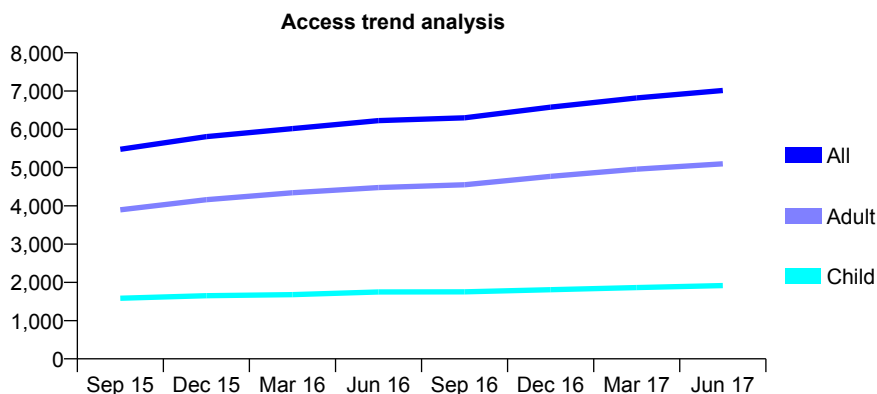
## Q69 - Vital Signs At a Glance Contract Report for 104345/0001 - June 2017

Name or company name	Michael Fahami LTD
Contract type name	GDS Contract
Purpose of contract	General
Contract start date	01/08/2010
Contract end date	

17/18 Contracted general activity (UDA)	14,000
Carry forward general activity (UDA)	0
17/18 Contracted orthodontic activity (UOA)	0
Carry forward orthodontic activity (UOA)	0
Baseline contract value	£338,392.51

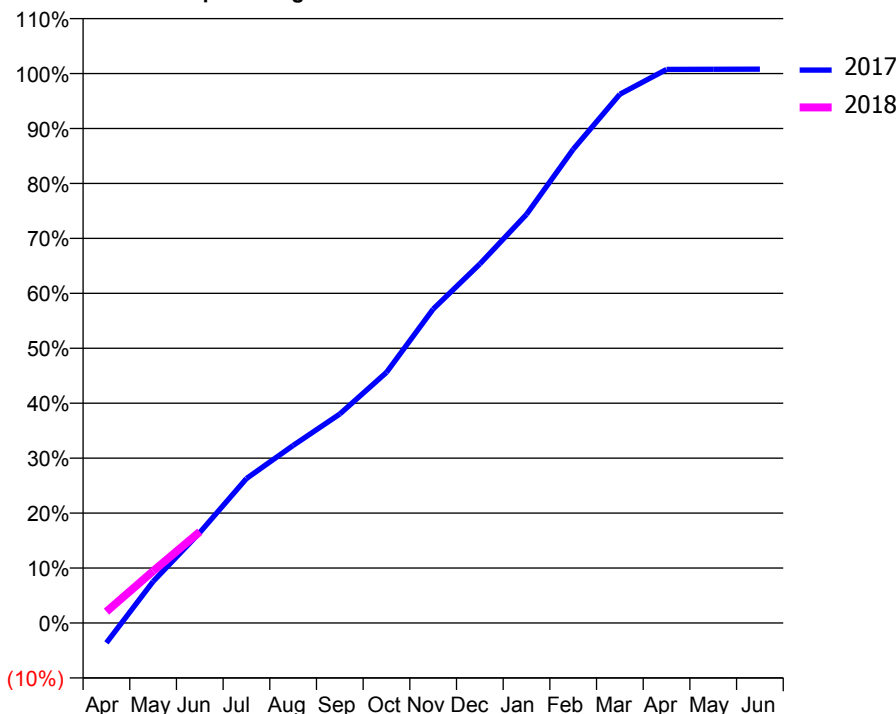
### ACCESS\*

Patients seen in 24 months	Total	Change since previous quarter
Quarter ending June 2016	6,227	
Quarter ending September 2016	6,302	→
Quarter ending December 2016	6,579	↑
Quarter ending March 2017	6,820	↑
Quarter ending June 2017	7,016	↑
<b>Variance since June 2016</b>	<b>12.7%</b>	<b>↑</b>



### ACTIVITY

Cumulative percentage of contracted UDA delivered 2017 & 2018



Month	Adjusted Scheduled Activity (UDA)	
	2017	2018
April	-527	292
May	1,102	1,322
June	2,398	2,325
July	3,830	
August	4,706	
September	5,540	
October	6,642	
November	8,318	
December	9,514	
January	10,828	
February	12,553	
March	14,010	
April	14,668	
May	14,673	
June	14,675	

### QUALITY

	Quantity	Base Number	Contract	AT	Region	England
% of FP17s for the same patient ID Re-attending within 3 months - Children	37	582	6.4%	11.3%	11.6%	12.0%
% of FP17s for the same patient ID Re-attending within 3 months - Adults	163	1,291	12.6%	15.1%	15.9%	16.0%
% of FP17s for the same patient ID Re-attending between 3 & 9 months - Children	325	582	55.8%	57.4%	60.4%	58.0%
% of FP17s for the same patient ID Re-attending between 3 & 9 months - Adults	646	1,291	50.0%	48.4%	52.3%	50.9%
% of FP17s for Band 1 Urgent Courses	105	1,295	8.1%	9.6%	9.5%	9.1%
% of FP17s Relating to Free Repair or Replacements	7	1,295	0.5%	0.7%	0.7%	0.8%
% of FP17s Relating to Continuations	6	1,295	0.5%	0.8%	1.0%	1.1%
% of Patients satisfied with the dentistry they have received	19	19	100.0%	92.9%	91.9%	91.7%
% of Patients satisfied with the time they had to wait for an appointment	18	19	94.7%	90.0%	88.0%	88.0%

\* This is based on patients treated on this contract for their most recent course of treatment. Figures in italics indicate the base number of FP17s or Patient Questionnaire responses are less than 100. N/A is shown where the base number of responses is less than 10 during the period. % is calculated as Quantity/Base number\*100

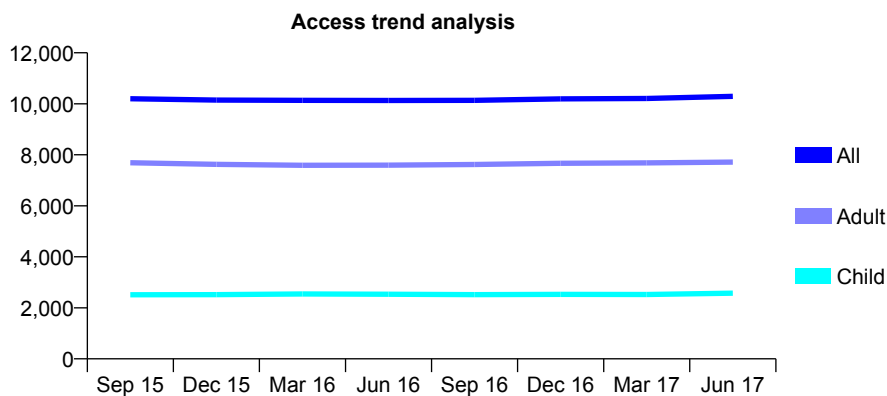
## Q69 - Vital Signs At a Glance Contract Report for 105961/0001 - June 2017

Name or company name	Roundshill Dental Practice
Contract type name	GDS Contract
Purpose of contract	General
Contract start date	01/04/2006
Contract end date	

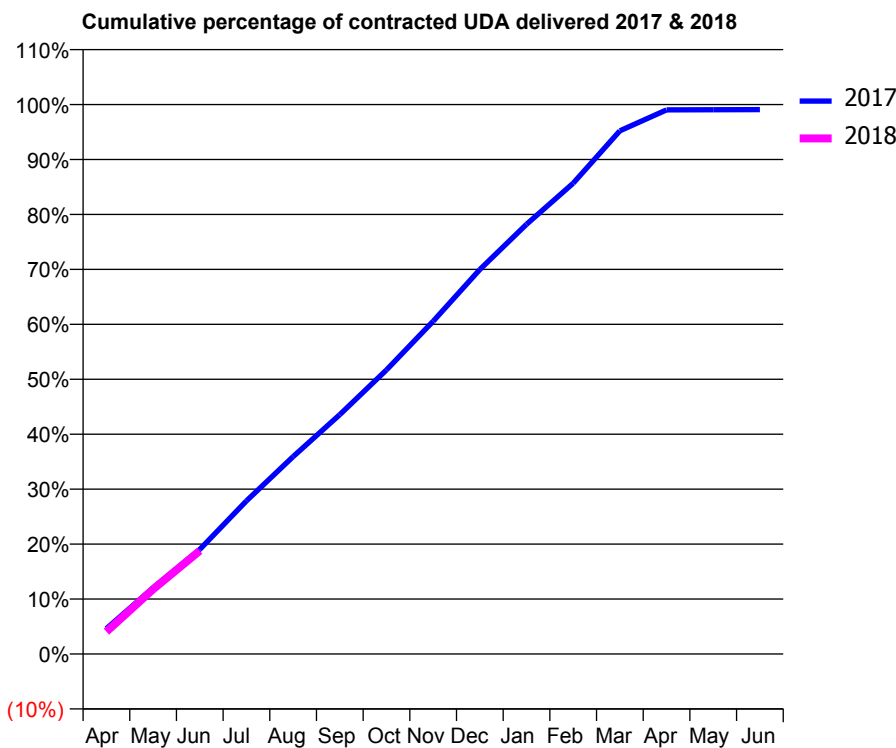
17/18 Contracted general activity (UDA)	22,935
Carry forward general activity (UDA)	0
17/18 Contracted orthodontic activity (UOA)	0
Carry forward orthodontic activity (UOA)	0
Baseline contract value	£579,677.10

### ACCESS\*

Patients seen in 24 months	Total	Change since previous quarter
Quarter ending June 2016	10,132	
Quarter ending September 2016	10,138	→
Quarter ending December 2016	10,196	→
Quarter ending March 2017	10,210	→
Quarter ending June 2017	10,291	→
<b>Variance since June 2016</b>	<b>1.6%</b>	<b>→</b>



### ACTIVITY



Month	Adjusted Scheduled Activity (UDA)	
	2017	2018
April	1,060	932
May	2,765	2,702
June	4,366	4,311
July	6,390	
August	8,239	
September	9,991	
October	11,860	
November	13,890	
December	16,051	
January	17,934	
February	19,647	
March	21,835	
April	22,712	
May	22,718	
June	22,719	

### QUALITY

	Quantity	Base Number	Contract	AT	Region	England
% of FP17s for the same patient ID Re-attending within 3 months - Children	55	813	6.8%	11.3%	11.6%	12.0%
% of FP17s for the same patient ID Re-attending within 3 months - Adults	343	2,151	15.9%	15.1%	15.9%	16.0%
% of FP17s for the same patient ID Re-attending between 3 & 9 months - Children	396	813	48.7%	57.4%	60.4%	58.0%
% of FP17s for the same patient ID Re-attending between 3 & 9 months - Adults	900	2,151	41.8%	48.4%	52.3%	50.9%
% of FP17s for Band 1 Urgent Courses	262	2,481	10.6%	9.6%	9.5%	9.1%
% of FP17s Relating to Free Repair or Replacements	34	2,481	1.4%	0.7%	0.7%	0.8%
% of FP17s Relating to Continuations	23	2,481	0.9%	0.8%	1.0%	1.1%
% of Patients satisfied with the dentistry they have received	32	37	86.5%	92.9%	91.9%	91.7%
% of Patients satisfied with the time they had to wait for an appointment	32	37	86.5%	90.0%	88.0%	88.0%

\* This is based on patients treated on this contract for their most recent course of treatment. Figures in italics indicate the base number of FP17s or Patient Questionnaire responses are less than 100. N/A is shown where the base number of responses is less than 10 during the period. % is calculated as Quantity/Base number\*100

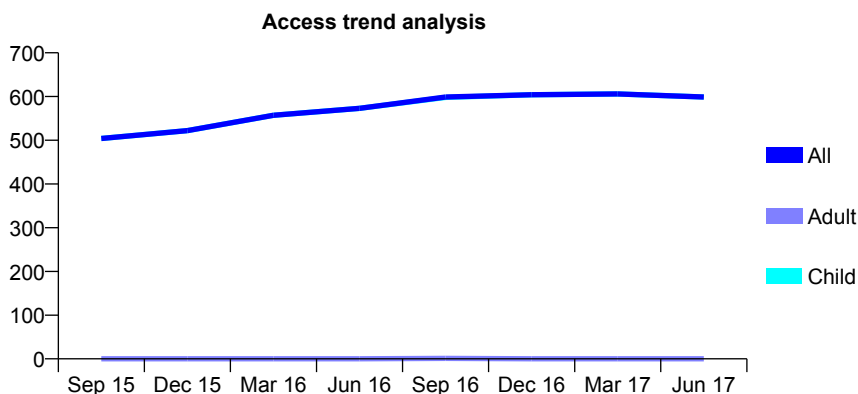
## Q69 - Vital Signs At a Glance Contract Report for 108715/0001 - June 2017

Name or company name	Williams and Sanghera Dental Practice
Contract type name	GDS Contract
Purpose of contract	General
Contract start date	01/11/2014
Contract end date	

17/18 Contracted general activity (UDA)	1,425
Carry forward general activity (UDA)	0
17/18 Contracted orthodontic activity (UOA)	0
Carry forward orthodontic activity (UOA)	0
Baseline contract value	£25,644.87

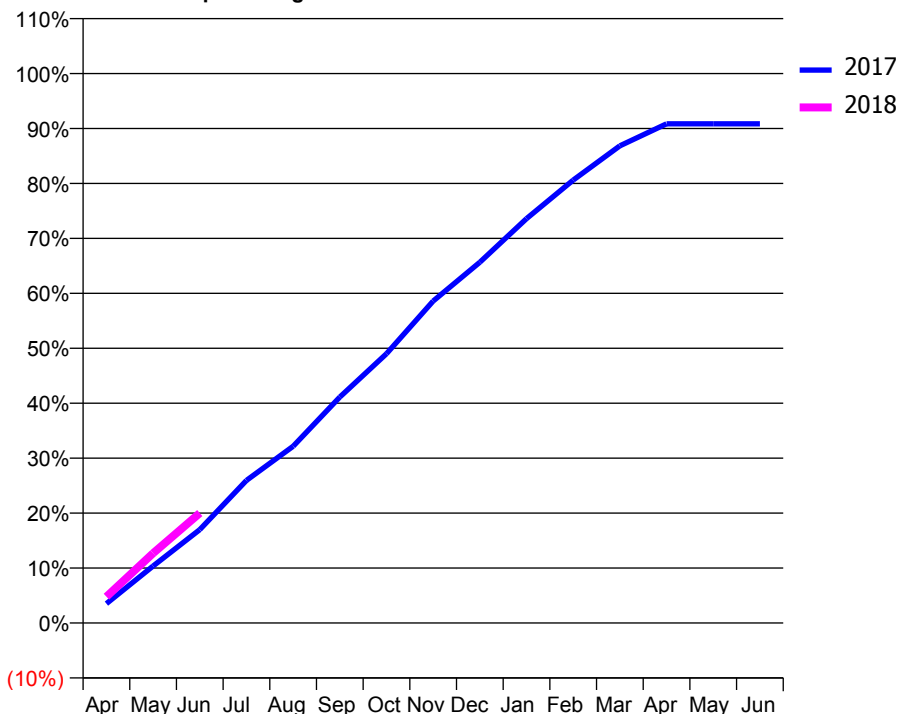
### ACCESS\*

Patients seen in 24 months	Total	Change since previous quarter
Quarter ending June 2016	573	
Quarter ending September 2016	599	↑
Quarter ending December 2016	604	→
Quarter ending March 2017	606	→
Quarter ending June 2017	599	↓
<b>Variance since June 2016</b>	<b>4.5%</b>	<b>↑</b>



### ACTIVITY

Cumulative percentage of contracted UDA delivered 2017 & 2018



Month	Adjusted Scheduled Activity (UDA)	
	2017	2018
April	50	68
May	148	181
June	242	285
July	370	
August	458	
September	586	
October	698	
November	835	
December	935	
January	1,049	
February	1,149	
March	1,237	
April	1,295	
May	1,295	
June	1,295	

### QUALITY

	Quantity	Base Number	Contract	AT	Region	England
% of FP17s for the same patient ID Re-attending within 3 months - Children	21	253	8.3%	11.3%	11.6%	12.0%
% of FP17s for the same patient ID Re-attending within 3 months - Adults	0	0	N/A	15.1%	15.9%	16.0%
% of FP17s for the same patient ID Re-attending between 3 & 9 months - Children	185	253	73.1%	57.4%	60.4%	58.0%
% of FP17s for the same patient ID Re-attending between 3 & 9 months - Adults	0	0	N/A	48.4%	52.3%	50.9%
% of FP17s for Band 1 Urgent Courses	6	210	2.9%	9.6%	9.5%	9.1%
% of FP17s Relating to Free Repair or Replacements	0	210	0.0%	0.7%	0.7%	0.8%
% of FP17s Relating to Continuations	0	210	0.0%	0.8%	1.0%	1.1%
% of Patients satisfied with the dentistry they have received	0	0	N/A	92.9%	91.9%	91.7%
% of Patients satisfied with the time they had to wait for an appointment	0	0	N/A	90.0%	88.0%	88.0%

\* This is based on patients treated on this contract for their most recent course of treatment. Figures in italics indicate the base number of FP17s or Patient Questionnaire responses are less than 100. N/A is shown where the base number of responses is less than 10 during the period. % is calculated as Quantity/Base number\*100



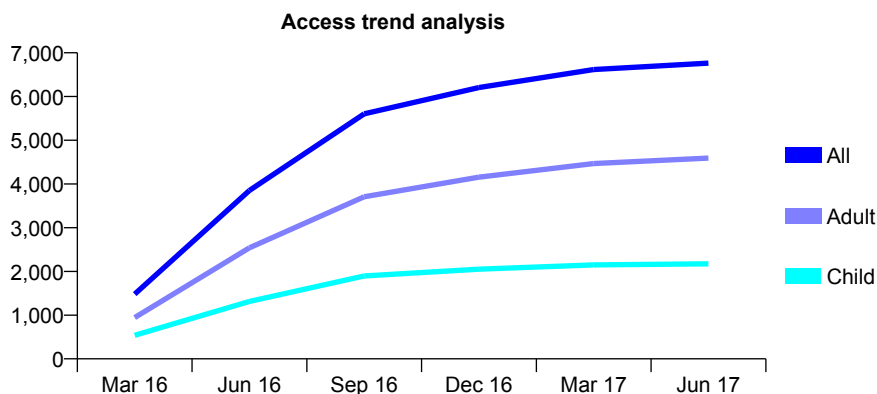
## Q69 - Vital Signs At a Glance Contract Report for 111945/0001 - June 2017

Name or company name	Gloucester House Dental Practice
Contract type name	GDS Contract
Purpose of contract	General
Contract start date	01/02/2016
Contract end date	

17/18 Contracted general activity (UDA)	19,387
Carry forward general activity (UDA)	0
17/18 Contracted orthodontic activity (UOA)	0
Carry forward orthodontic activity (UOA)	0
Baseline contract value	£560,610.23

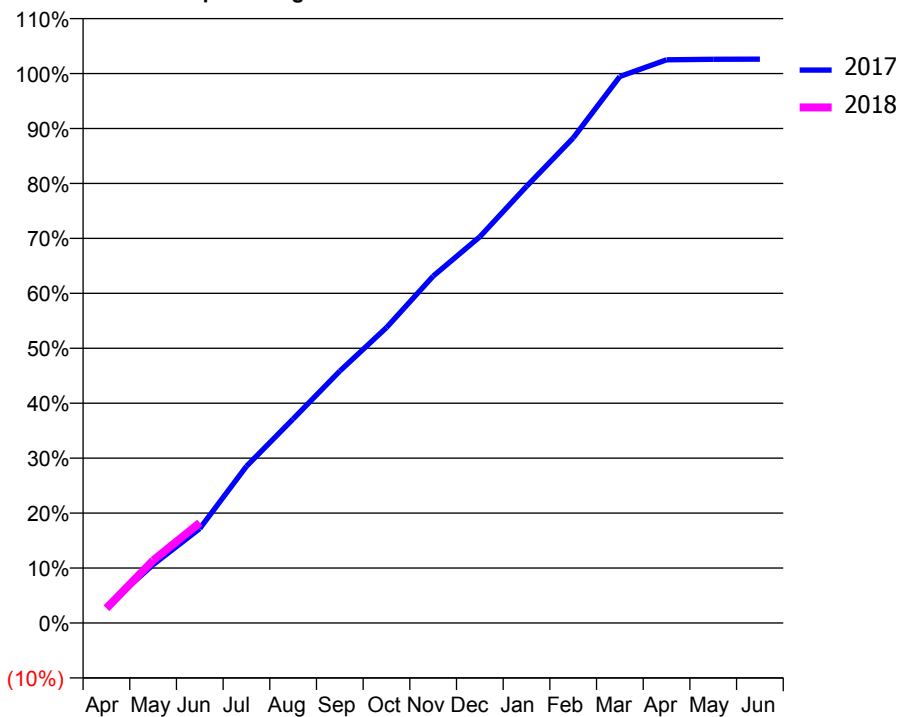
### ACCESS\*

Patients seen in 24 months	Total	Change since previous quarter
Quarter ending June 2016	3,851	
Quarter ending September 2016	5,604	↑
Quarter ending December 2016	6,206	↑
Quarter ending March 2017	6,616	↑
Quarter ending June 2017	6,764	↑
<b>Variance since June 2016</b>	<b>75.6%</b>	<b>↑</b>



### ACTIVITY

**Cumulative percentage of contracted UDA delivered 2017 & 2018**



Month	Adjusted Scheduled Activity (UDA)	
	2017	2018
April	577	522
May	2,058	2,210
June	3,335	3,536
July	5,529	
August	7,199	
September	8,889	
October	10,424	
November	12,240	
December	13,628	
January	15,405	
February	17,112	
March	19,281	
April	19,871	
May	19,890	
June	19,894	

### QUALITY

	Quantity	Base Number	Contract	AT	Region	England
% of FP17s for the same patient ID Re-attending within 3 months - Children	60	852	7.0%	11.3%	11.6%	12.0%
% of FP17s for the same patient ID Re-attending within 3 months - Adults	224	1,739	12.9%	15.1%	15.9%	16.0%
% of FP17s for the same patient ID Re-attending between 3 & 9 months - Children	639	852	75.0%	57.4%	60.4%	58.0%
% of FP17s for the same patient ID Re-attending between 3 & 9 months - Adults	1,207	1,739	69.4%	48.4%	52.3%	50.9%
% of FP17s for Band 1 Urgent Courses	114	2,260	5.0%	9.6%	9.5%	9.1%
% of FP17s Relating to Free Repair or Replacements	9	2,260	0.4%	0.7%	0.7%	0.8%
% of FP17s Relating to Continuations	9	2,260	0.4%	0.8%	1.0%	1.1%
% of Patients satisfied with the dentistry they have received	10	11	90.9%	92.9%	91.9%	91.7%
% of Patients satisfied with the time they had to wait for an appointment	11	11	100.0%	90.0%	88.0%	88.0%

\* This is based on patients treated on this contract for their most recent course of treatment. Figures in italics indicate the base number of FP17s or Patient Questionnaire responses are less than 100. N/A is shown where the base number of responses is less than 10 during the period. % is calculated as Quantity/Base number\*100

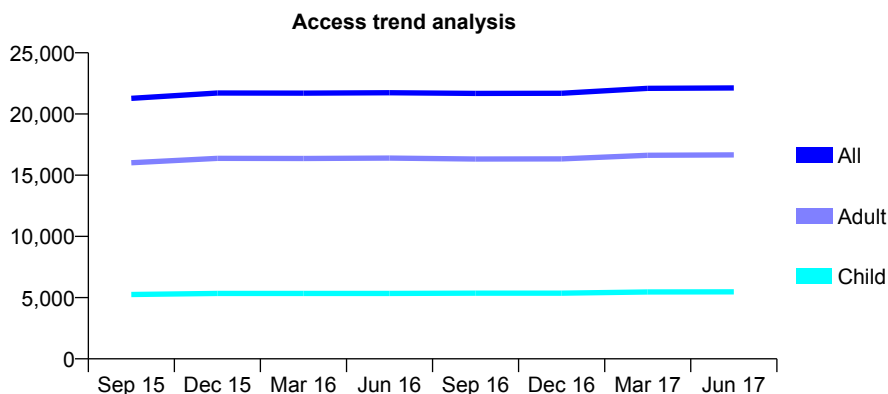
## Q69 - Vital Signs At a Glance Contract Report for 111988/0001 - June 2017

Name or company name	OXFORD DENTAL CARE LTD
Contract type name	GDS Contract
Purpose of contract	General
Contract start date	01/04/2009
Contract end date	

17/18 Contracted general activity (UDA)	56,758
Carry forward general activity (UDA)	0
17/18 Contracted orthodontic activity (UOA)	0
Carry forward orthodontic activity (UOA)	0
Baseline contract value	£1,446,545.09

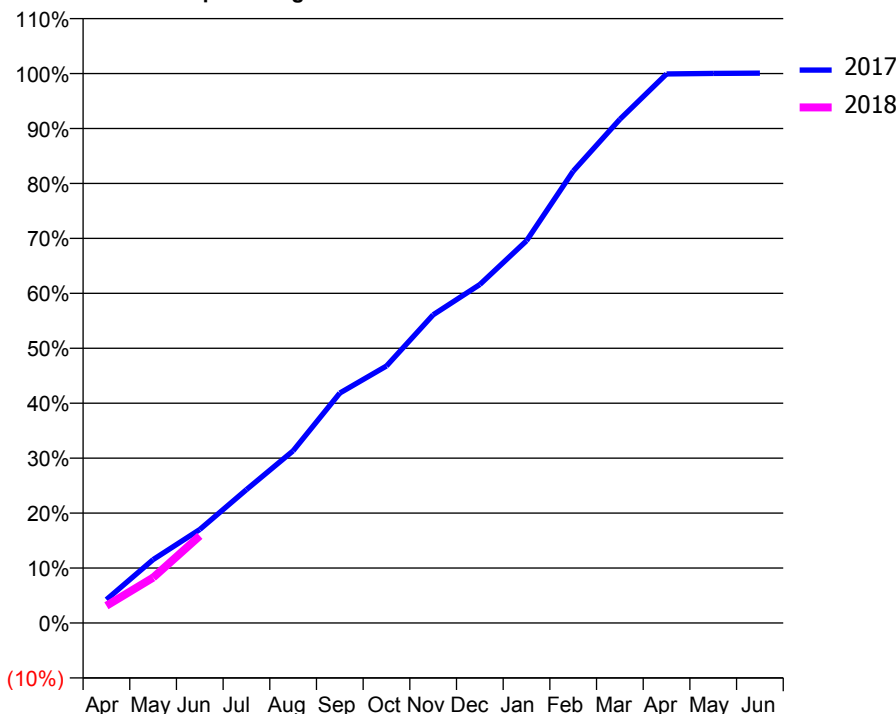
### ACCESS\*

Patients seen in 24 months	Total	Change since previous quarter
Quarter ending June 2016	21,742	
Quarter ending September 2016	21,683	→
Quarter ending December 2016	21,697	→
Quarter ending March 2017	22,096	→
Quarter ending June 2017	22,133	→
<b>Variance since June 2016</b>	<b>1.8%</b>	<b>→</b>



### ACTIVITY

Cumulative percentage of contracted UDA delivered 2017 & 2018



Month	Adjusted Scheduled Activity (UDA)	
	2017	2018
April	2,418	1,788
May	6,543	4,696
June	9,659	9,008
July	13,786	
August	17,786	
September	23,752	
October	26,551	
November	31,841	
December	34,967	
January	39,481	
February	46,667	
March	52,028	
April	56,711	
May	56,773	
June	56,794	

### QUALITY

	Quantity	Base Number	Contract	AT	Region	England
% of FP17s for the same patient ID Re-attending within 3 months - Children	177	1,986	8.9%	11.3%	11.6%	12.0%
% of FP17s for the same patient ID Re-attending within 3 months - Adults	1,044	5,423	19.3%	15.1%	15.9%	16.0%
% of FP17s for the same patient ID Re-attending between 3 & 9 months - Children	1,043	1,986	52.5%	57.4%	60.4%	58.0%
% of FP17s for the same patient ID Re-attending between 3 & 9 months - Adults	2,513	5,423	46.3%	48.4%	52.3%	50.9%
% of FP17s for Band 1 Urgent Courses	668	4,859	13.7%	9.6%	9.5%	9.1%
% of FP17s Relating to Free Repair or Replacements	63	4,859	1.3%	0.7%	0.7%	0.8%
% of FP17s Relating to Continuations	57	4,859	1.2%	0.8%	1.0%	1.1%
% of Patients satisfied with the dentistry they have received	12	16	75.0%	92.9%	91.9%	91.7%
% of Patients satisfied with the time they had to wait for an appointment	13	16	81.3%	90.0%	88.0%	88.0%

\* This is based on patients treated on this contract for their most recent course of treatment. Figures in italics indicate the base number of FP17s or Patient Questionnaire responses are less than 100. N/A is shown where the base number of responses is less than 10 during the period. % is calculated as Quantity/Base number\*100

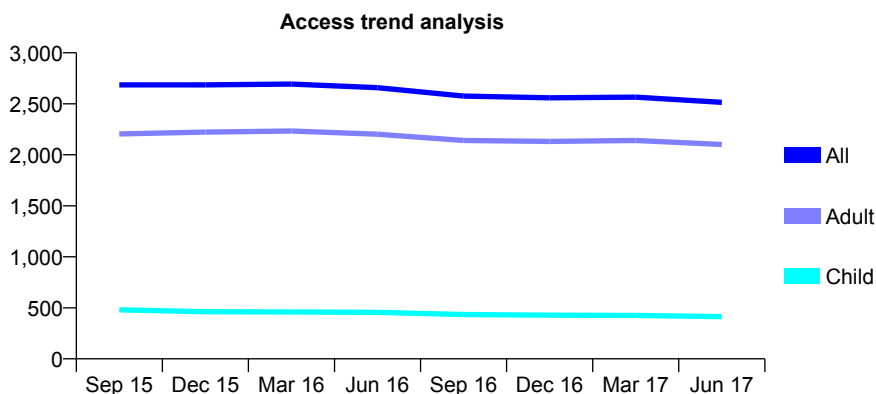
## Q69 - Vital Signs At a Glance Contract Report for 113735/0001 - June 2017

Name or company name	E. Leondaki Ltd
Contract type name	GDS Contract
Purpose of contract	General
Contract start date	01/04/2009
Contract end date	

17/18 Contracted general activity (UDA)	8,160
Carry forward general activity (UDA)	0
17/18 Contracted orthodontic activity (UOA)	0
Carry forward orthodontic activity (UOA)	0
Baseline contract value	£201,547.60

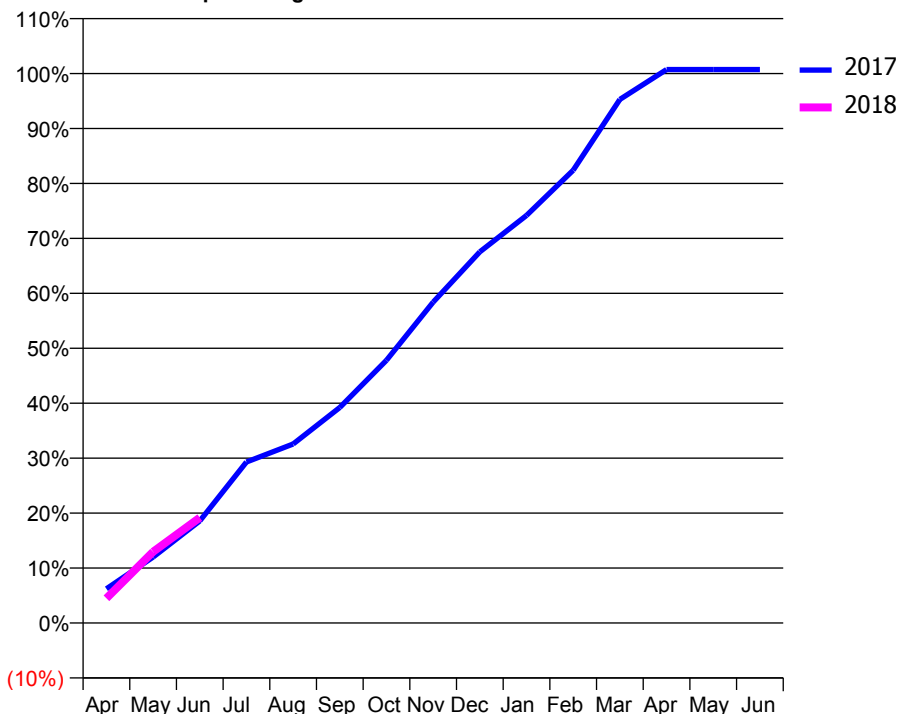
### ACCESS\*

Patients seen in 24 months	Total	Change since previous quarter
Quarter ending June 2016	2,658	
Quarter ending September 2016	2,576	↓
Quarter ending December 2016	2,559	→
Quarter ending March 2017	2,566	→
Quarter ending June 2017	2,515	↓
<b>Variance since June 2016</b>	<b>(5.4%)</b>	<b>↓</b>



### ACTIVITY

Cumulative percentage of contracted UDA delivered 2017 & 2018



Adjusted Scheduled Activity (UDA)

Month	2017	2018
April	507	367
May	978	1,058
June	1,516	1,564
July	2,390	
August	2,658	
September	3,201	
October	3,902	
November	4,766	
December	5,513	
January	6,052	
February	6,725	
March	7,775	
April	8,218	
May	8,218	
June	8,218	

### QUALITY

	Quantity	Base Number	Contract	AT	Region	England
% of FP17s for the same patient ID Re-attending within 3 months - Children	4	159	2.5%	11.3%	11.6%	12.0%
% of FP17s for the same patient ID Re-attending within 3 months - Adults	97	784	12.4%	15.1%	15.9%	16.0%
% of FP17s for the same patient ID Re-attending between 3 & 9 months - Children	117	159	73.6%	57.4%	60.4%	58.0%
% of FP17s for the same patient ID Re-attending between 3 & 9 months - Adults	552	784	70.4%	48.4%	52.3%	50.9%
% of FP17s for Band 1 Urgent Courses	22	788	2.8%	9.6%	9.5%	9.1%
% of FP17s Relating to Free Repair or Replacements	4	788	0.5%	0.7%	0.7%	0.8%
% of FP17s Relating to Continuations	11	788	1.4%	0.8%	1.0%	1.1%
% of Patients satisfied with the dentistry they have received	12	14	85.7%	92.9%	91.9%	91.7%
% of Patients satisfied with the time they had to wait for an appointment	14	14	100.0%	90.0%	88.0%	88.0%

\* This is based on patients treated on this contract for their most recent course of treatment. Figures in italics indicate the base number of FP17s or Patient Questionnaire responses are less than 100. N/A is shown where the base number of responses is less than 10 during the period. % is calculated as Quantity/Base number\*100

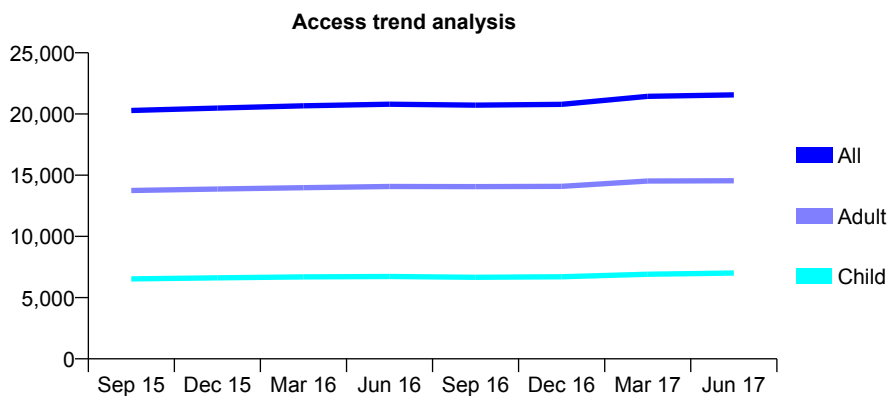
## Q69 - Vital Signs At a Glance Contract Report for 113913/0001 - June 2017

Name or company name	Eastgate Dental Centre LTD
Contract type name	GDS Contract
Purpose of contract	General
Contract start date	01/11/2012
Contract end date	

17/18 Contracted general activity (UDA)	41,155
Carry forward general activity (UDA)	0
17/18 Contracted orthodontic activity (UOA)	0
Carry forward orthodontic activity (UOA)	0
Baseline contract value	£1,039,983.97

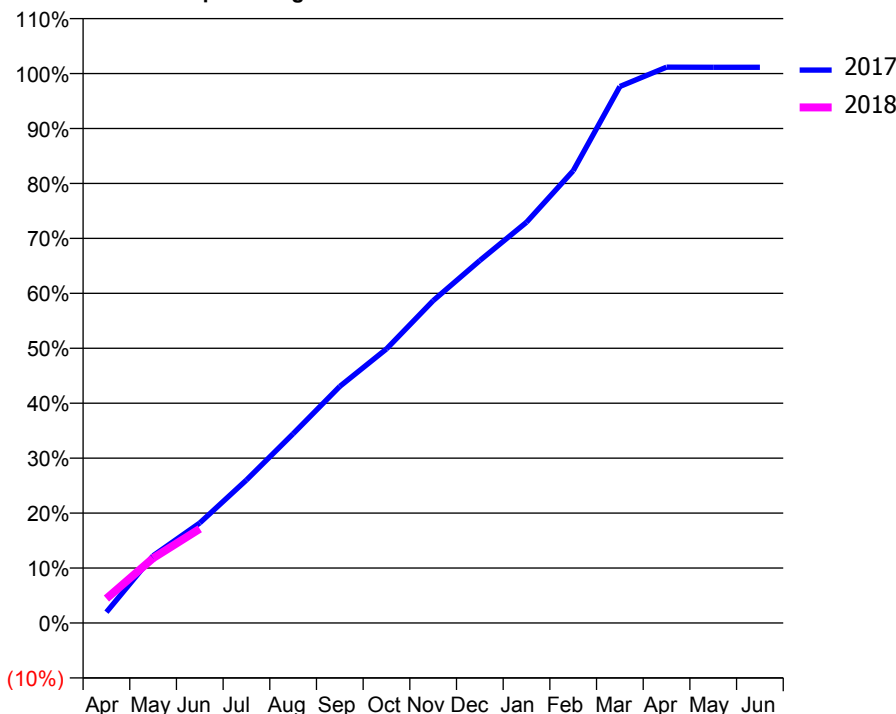
### ACCESS\*

Patients seen in 24 months	Total	Change since previous quarter
Quarter ending June 2016	20,806	
Quarter ending September 2016	20,729	→
Quarter ending December 2016	20,795	→
Quarter ending March 2017	21,439	↑
Quarter ending June 2017	21,560	→
<b>Variance since June 2016</b>	<b>3.6%</b>	<b>↑</b>



### ACTIVITY

Cumulative percentage of contracted UDA delivered 2017 & 2018



Month	Adjusted Scheduled Activity (UDA)	
	2017	2018
April	832	1,830
May	5,144	4,862
June	7,654	7,059
July	10,941	
August	14,477	
September	18,098	
October	20,959	
November	24,657	
December	27,720	
January	30,652	
February	34,586	
March	41,030	
April	42,515	
May	42,500	
June	42,499	

### QUALITY

	Quantity	Base Number	Contract	AT	Region	England
% of FP17s for the same patient ID Re-attending within 3 months - Children	156	2,161	7.2%	11.3%	11.6%	12.0%
% of FP17s for the same patient ID Re-attending within 3 months - Adults	584	3,822	15.3%	15.1%	15.9%	16.0%
% of FP17s for the same patient ID Re-attending between 3 & 9 months - Children	1,266	2,161	58.6%	57.4%	60.4%	58.0%
% of FP17s for the same patient ID Re-attending between 3 & 9 months - Adults	1,847	3,822	48.3%	48.4%	52.3%	50.9%
% of FP17s for Band 1 Urgent Courses	687	4,567	15.0%	9.6%	9.5%	9.1%
% of FP17s Relating to Free Repair or Replacements	12	4,567	0.3%	0.7%	0.7%	0.8%
% of FP17s Relating to Continuations	0	4,567	0.0%	0.8%	1.0%	1.1%
% of Patients satisfied with the dentistry they have received	34	34	100.0%	92.9%	91.9%	91.7%
% of Patients satisfied with the time they had to wait for an appointment	31	34	91.2%	90.0%	88.0%	88.0%

\* This is based on patients treated on this contract for their most recent course of treatment. Figures in italics indicate the base number of FP17s or Patient Questionnaire responses are less than 100. N/A is shown where the base number of responses is less than 10 during the period. % is calculated as Quantity/Base number\*100

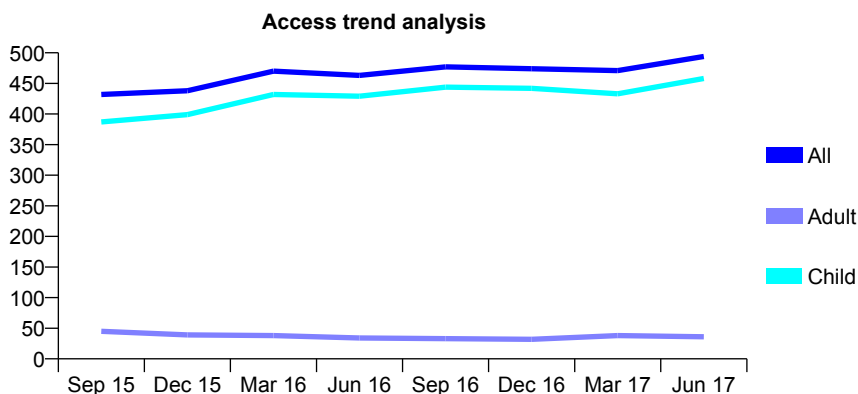
## Q69 - Vital Signs At a Glance Contract Report for 114502/0001 - June 2017

Name or company name	Oakthorpe Dental
Contract type name	GDS Contract
Purpose of contract	General
Contract start date	01/04/2012
Contract end date	

17/18 Contracted general activity (UDA)	556
Carry forward general activity (UDA)	0
17/18 Contracted orthodontic activity (UOA)	0
Carry forward orthodontic activity (UOA)	0
Baseline contract value	£15,016.95

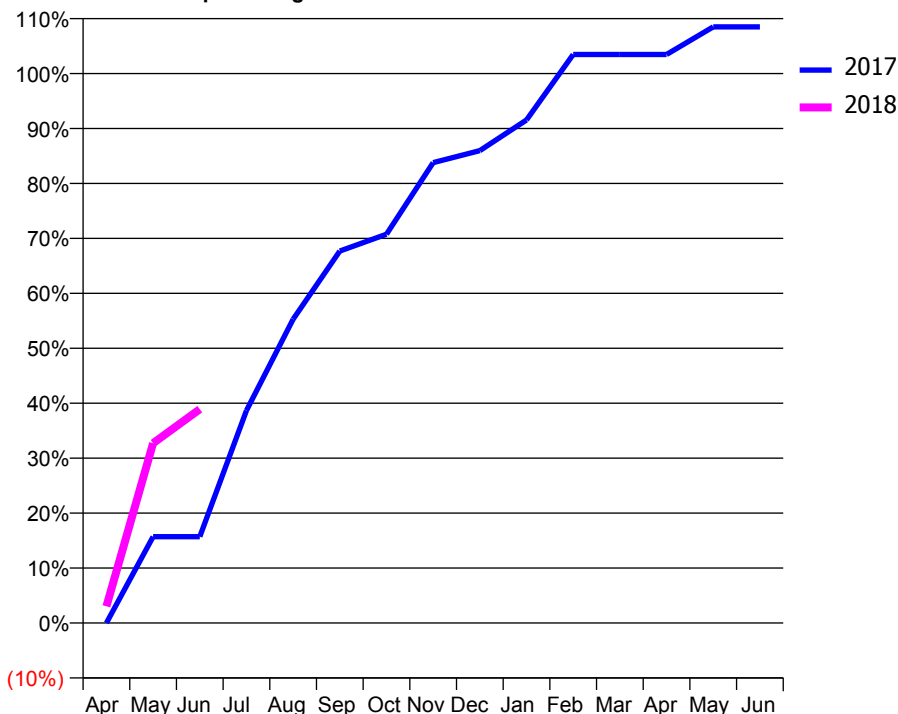
### ACCESS\*

Patients seen in 24 months	Total	Change since previous quarter
Quarter ending June 2016	463	
Quarter ending September 2016	477	↑
Quarter ending December 2016	474	→
Quarter ending March 2017	471	→
Quarter ending June 2017	494	↑
<b>Variance since June 2016</b>	<b>6.7%</b>	<b>↑</b>



### ACTIVITY

Cumulative percentage of contracted UDA delivered 2017 & 2018



Month	Adjusted Scheduled Activity (UDA)	
	2017	2018
April	0	17
May	87	182
June	87	216
July	215	
August	307	
September	376	
October	393	
November	466	
December	478	
January	509	
February	575	
March	575	
April	575	
May	603	
June	603	

### QUALITY

	Quantity	Base Number	Contract	AT	Region	England
% of FP17s for the same patient ID Re-attending within 3 months - Children	9	206	4.4%	11.3%	11.6%	12.0%
% of FP17s for the same patient ID Re-attending within 3 months - Adults	0	2	0.0%	15.1%	15.9%	16.0%
% of FP17s for the same patient ID Re-attending between 3 & 9 months - Children	82	206	39.8%	57.4%	60.4%	58.0%
% of FP17s for the same patient ID Re-attending between 3 & 9 months - Adults	1	2	50.0%	48.4%	52.3%	50.9%
% of FP17s for Band 1 Urgent Courses	2	188	1.1%	9.6%	9.5%	9.1%
% of FP17s Relating to Free Repair or Replacements	0	188	0.0%	0.7%	0.7%	0.8%
% of FP17s Relating to Continuations	4	188	2.1%	0.8%	1.0%	1.1%
% of Patients satisfied with the dentistry they have received	0	0	N/A	92.9%	91.9%	91.7%
% of Patients satisfied with the time they had to wait for an appointment	0	0	N/A	90.0%	88.0%	88.0%

\* This is based on patients treated on this contract for their most recent course of treatment. Figures in italics indicate the base number of FP17s or Patient Questionnaire responses are less than 100. N/A is shown where the base number of responses is less than 10 during the period. % is calculated as Quantity/Base number\*100

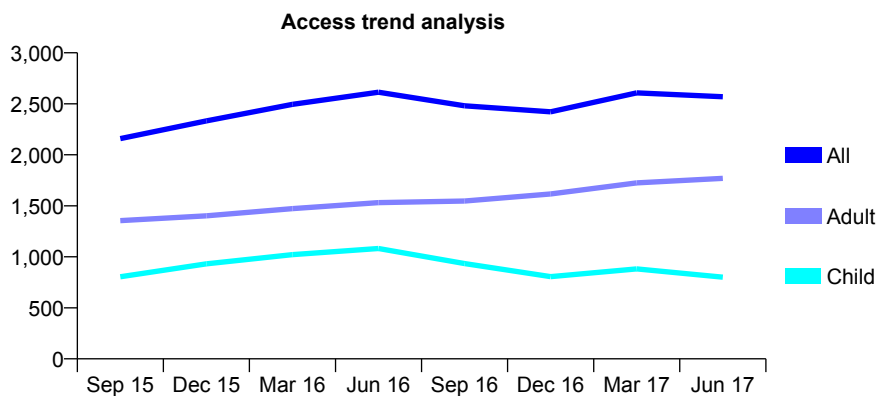
## Q69 - Vital Signs At a Glance Contract Report for 114790/0001 - June 2017

Name or company name	GENTLE DENTAL CARE 4U LTD
Contract type name	GDS Contract
Purpose of contract	General
Contract start date	01/12/2012
Contract end date	

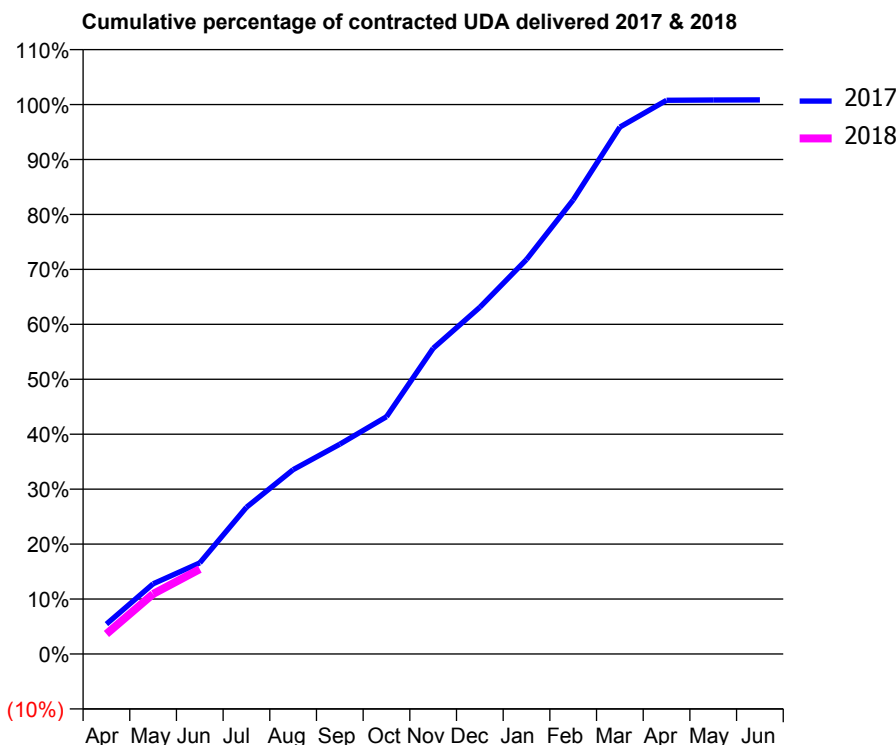
17/18 Contracted general activity (UDA)	4,899
Carry forward general activity (UDA)	0
17/18 Contracted orthodontic activity (UOA)	0
Carry forward orthodontic activity (UOA)	0
Baseline contract value	£129,844.47

### ACCESS\*

Patients seen in 24 months	Total	Change since previous quarter
Quarter ending June 2016	2,614	
Quarter ending September 2016	2,481	↓
Quarter ending December 2016	2,422	↓
Quarter ending March 2017	2,607	↑
Quarter ending June 2017	2,569	↓
<b>Variance since June 2016</b>	<b>(1.7%)</b>	<b>↓</b>



### ACTIVITY



Month	Adjusted Scheduled Activity (UDA)	
	2017	2018
April	278	178
May	650	535
June	845	756
July	1,361	
August	1,709	
September	1,946	
October	2,201	
November	2,835	
December	3,215	
January	3,658	
February	4,211	
March	4,885	
April	5,135	
May	5,137	
June	5,138	

### QUALITY

	Quantity	Base Number	Contract	AT	Region	England
% of FP17s for the same patient ID Re-attending within 3 months - Children	15	258	5.8%	11.3%	11.6%	12.0%
% of FP17s for the same patient ID Re-attending within 3 months - Adults	80	512	15.6%	15.1%	15.9%	16.0%
% of FP17s for the same patient ID Re-attending between 3 & 9 months - Children	110	258	42.6%	57.4%	60.4%	58.0%
% of FP17s for the same patient ID Re-attending between 3 & 9 months - Adults	282	512	55.1%	48.4%	52.3%	50.9%
% of FP17s for Band 1 Urgent Courses	47	406	11.6%	9.6%	9.5%	9.1%
% of FP17s Relating to Free Repair or Replacements	8	406	2.0%	0.7%	0.7%	0.8%
% of FP17s Relating to Continuations	0	406	0.0%	0.8%	1.0%	1.1%
% of Patients satisfied with the dentistry they have received	2	2	N/A	92.9%	91.9%	91.7%
% of Patients satisfied with the time they had to wait for an appointment	2	2	N/A	90.0%	88.0%	88.0%

\* This is based on patients treated on this contract for their most recent course of treatment. Figures in italics indicate the base number of FP17s or Patient Questionnaire responses are less than 100. N/A is shown where the base number of responses is less than 10 during the period. % is calculated as Quantity/Base number\*100

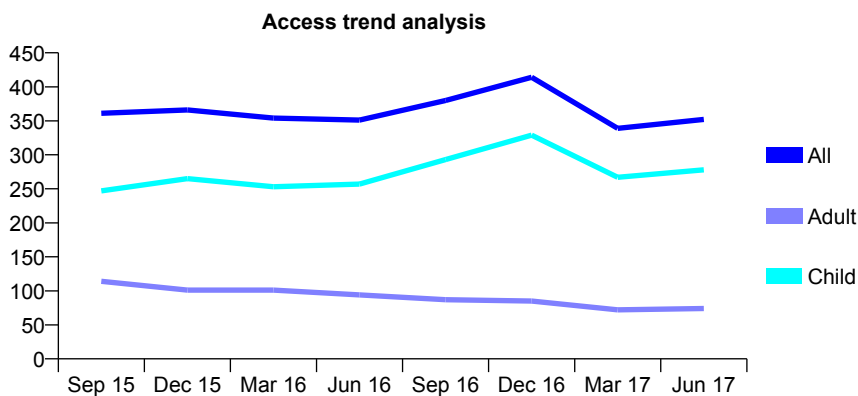
## Q69 - Vital Signs At a Glance Contract Report for 115452/0001 - June 2017

Name or company name	Eynsham Dental Care
Contract type name	GDS Contract
Purpose of contract	General
Contract start date	01/09/2012
Contract end date	

17/18 Contracted general activity (UDA)	811
Carry forward general activity (UDA)	0
17/18 Contracted orthodontic activity (UOA)	0
Carry forward orthodontic activity (UOA)	0
Baseline contract value	£19,093.32

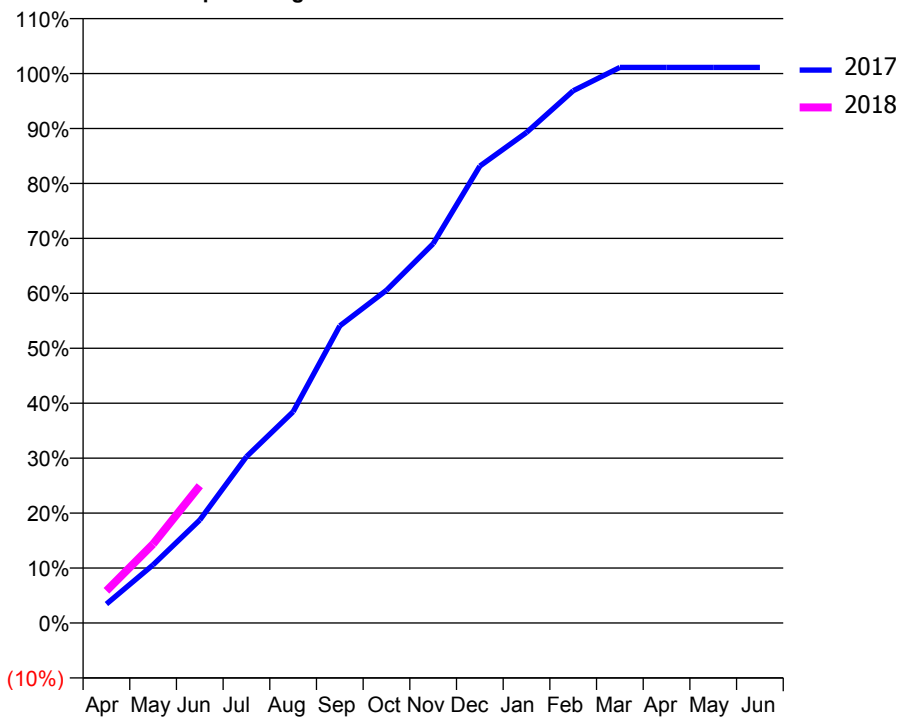
### ACCESS\*

Patients seen in 24 months	Total	Change since previous quarter
Quarter ending June 2016	351	
Quarter ending September 2016	380	↑
Quarter ending December 2016	414	↑
Quarter ending March 2017	339	↓
Quarter ending June 2017	352	↑
<b>Variance since June 2016</b>	0.3%	→



### ACTIVITY

Cumulative percentage of contracted UDA delivered 2017 & 2018



Month	Adjusted Scheduled Activity (UDA)	
	2017	2018
April	28	48
May	86	117
June	152	203
July	246	
August	312	
September	439	
October	491	
November	560	
December	674	
January	724	
February	786	
March	820	
April	820	
May	820	
June	820	

### QUALITY

	Quantity	Base Number	Contract	AT	Region	England
% of FP17s for the same patient ID Re-attending within 3 months - Children	3	120	2.5%	11.3%	11.6%	12.0%
% of FP17s for the same patient ID Re-attending within 3 months - Adults	1	16	6.3%	15.1%	15.9%	16.0%
% of FP17s for the same patient ID Re-attending between 3 & 9 months - Children	76	120	63.3%	57.4%	60.4%	58.0%
% of FP17s for the same patient ID Re-attending between 3 & 9 months - Adults	8	16	50.0%	48.4%	52.3%	50.9%
% of FP17s for Band 1 Urgent Courses	3	136	2.2%	9.6%	9.5%	9.1%
% of FP17s Relating to Free Repair or Replacements	0	136	0.0%	0.7%	0.7%	0.8%
% of FP17s Relating to Continuations	0	136	0.0%	0.8%	1.0%	1.1%
% of Patients satisfied with the dentistry they have received	0	0	N/A	92.9%	91.9%	91.7%
% of Patients satisfied with the time they had to wait for an appointment	0	0	N/A	90.0%	88.0%	88.0%

\* This is based on patients treated on this contract for their most recent course of treatment. Figures in italics indicate the base number of FP17s or Patient Questionnaire responses are less than 100. N/A is shown where the base number of responses is less than 10 during the period. % is calculated as Quantity/Base number\*100

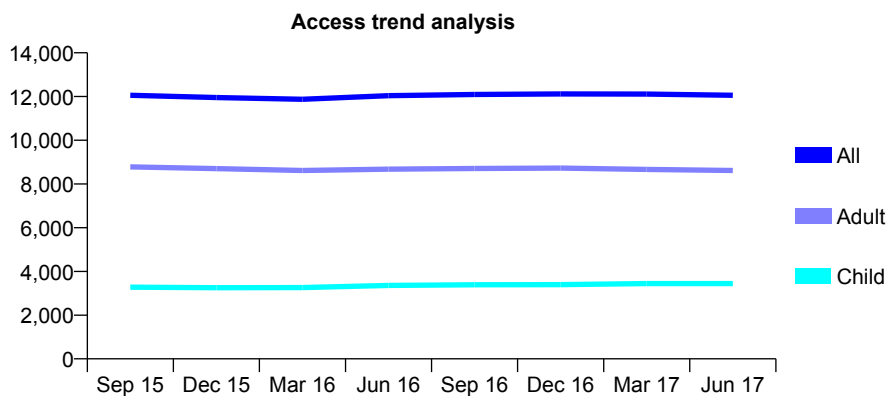
## Q69 - Vital Signs At a Glance Contract Report for 115622/0001 - June 2017

Name or company name	Greytown Dental Practice
Contract type name	GDS Contract
Purpose of contract	General
Contract start date	01/04/2006
Contract end date	

17/18 Contracted general activity (UDA)	35,605
Carry forward general activity (UDA)	0
17/18 Contracted orthodontic activity (UOA)	0
Carry forward orthodontic activity (UOA)	0
Baseline contract value	£856,484.21

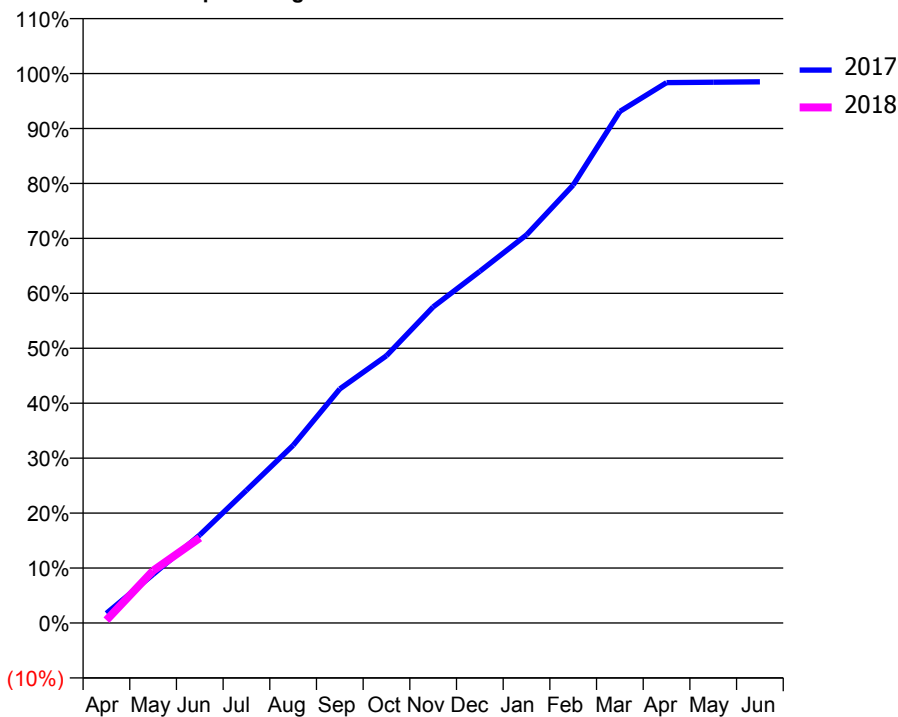
### ACCESS\*

Patients seen in 24 months	Total	Change since previous quarter
Quarter ending June 2016	12,036	
Quarter ending September 2016	12,095	→
Quarter ending December 2016	12,120	→
Quarter ending March 2017	12,111	→
Quarter ending June 2017	12,060	→
<b>Variance since June 2016</b>	<b>0.2%</b>	<b>→</b>



### ACTIVITY

Cumulative percentage of contracted UDA delivered 2017 & 2018



Month	Adjusted Scheduled Activity (UDA)	
	2017	2018
April	623	189
May	3,152	3,393
June	5,709	5,519
July	8,599	
August	11,515	
September	15,168	
October	17,319	
November	20,479	
December	22,792	
January	25,145	
February	28,380	
March	33,144	
April	35,010	
May	35,043	
June	35,065	

### QUALITY

	Quantity	Base Number	Contract	AT	Region	England
% of FP17s for the same patient ID Re-attending within 3 months - Children	98	1,379	7.1%	11.3%	11.6%	12.0%
% of FP17s for the same patient ID Re-attending within 3 months - Adults	370	2,723	13.6%	15.1%	15.9%	16.0%
% of FP17s for the same patient ID Re-attending between 3 & 9 months - Children	939	1,379	68.1%	57.4%	60.4%	58.0%
% of FP17s for the same patient ID Re-attending between 3 & 9 months - Adults	1,534	2,723	56.3%	48.4%	52.3%	50.9%
% of FP17s for Band 1 Urgent Courses	231	3,064	7.5%	9.6%	9.5%	9.1%
% of FP17s Relating to Free Repair or Replacements	29	3,064	0.9%	0.7%	0.7%	0.8%
% of FP17s Relating to Continuations	11	3,064	0.4%	0.8%	1.0%	1.1%
% of Patients satisfied with the dentistry they have received	30	33	90.9%	92.9%	91.9%	91.7%
% of Patients satisfied with the time they had to wait for an appointment	30	33	90.9%	90.0%	88.0%	88.0%

\* This is based on patients treated on this contract for their most recent course of treatment. Figures in italics indicate the base number of FP17s or Patient Questionnaire responses are less than 100. N/A is shown where the base number of responses is less than 10 during the period. % is calculated as Quantity/Base number\*100



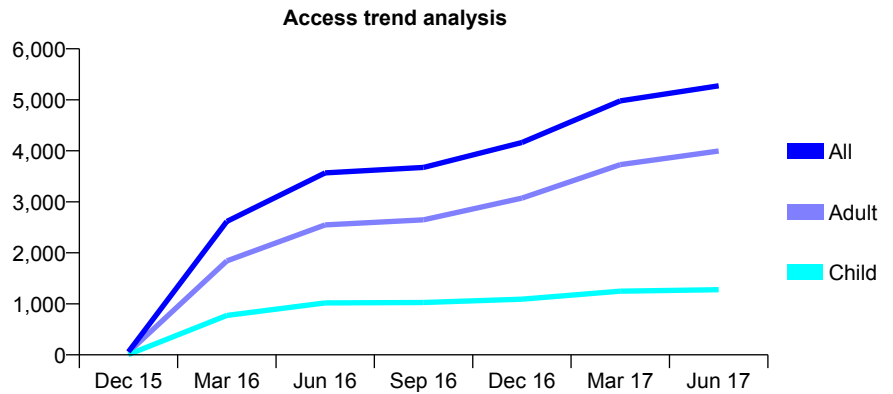
## Q69 - Vital Signs At a Glance Contract Report for 116955/0001 - June 2017

Name or company name	The Morgan Clinic - Henley
Contract type name	GDS Contract
Purpose of contract	General
Contract start date	01/11/2015
Contract end date	

17/18 Contracted general activity (UDA)	21,364
Carry forward general activity (UDA)	0
17/18 Contracted orthodontic activity (UOA)	0
Carry forward orthodontic activity (UOA)	0
Baseline contract value	£590,315.86

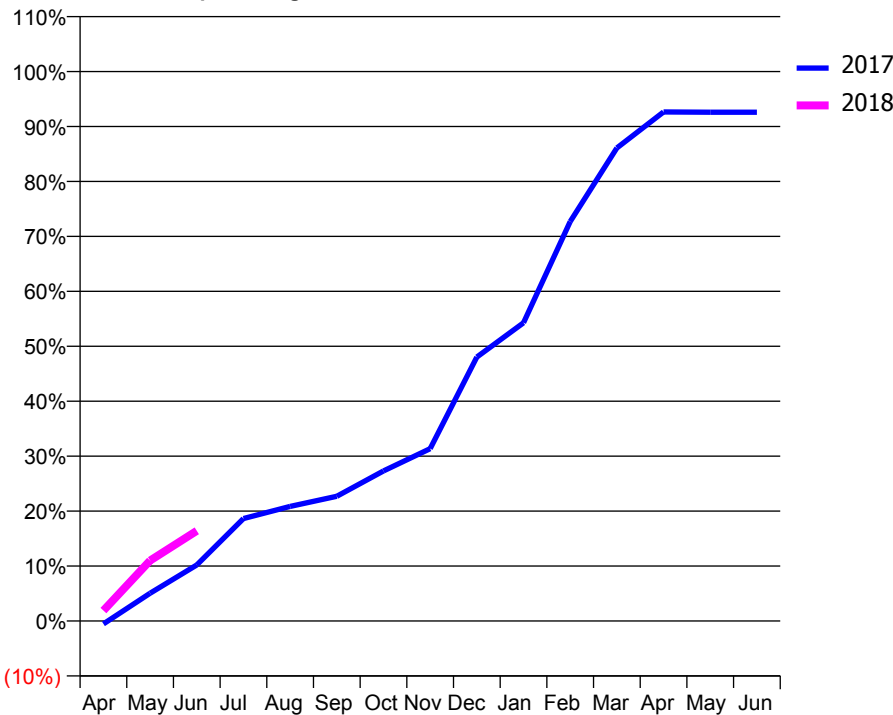
### ACCESS\*

Patients seen in 24 months	Total	Change since previous quarter
Quarter ending June 2016	3,568	
Quarter ending September 2016	3,674	↑
Quarter ending December 2016	4,163	↑
Quarter ending March 2017	4,978	↑
Quarter ending June 2017	5,274	↑
<b>Variance since June 2016</b>	<b>47.8%</b>	<b>↑</b>



### ACTIVITY

Cumulative percentage of contracted UDA delivered 2017 & 2018



Month	Adjusted Scheduled Activity (UDA)	
	2017	2018
April	-115	405
May	1,079	2,349
June	2,180	3,507
July	3,983	
August	4,456	
September	4,851	
October	5,836	
November	6,700	
December	10,261	
January	11,596	
February	15,532	
March	18,390	
April	19,794	
May	19,782	
June	19,780	

### QUALITY

	Quantity	Base Number	Contract	AT	Region	England
% of FP17s for the same patient ID Re-attending within 3 months - Children	50	511	9.8%	11.3%	11.6%	12.0%
% of FP17s for the same patient ID Re-attending within 3 months - Adults	198	1,296	15.3%	15.1%	15.9%	16.0%
% of FP17s for the same patient ID Re-attending between 3 & 9 months - Children	294	511	57.5%	57.4%	60.4%	58.0%
% of FP17s for the same patient ID Re-attending between 3 & 9 months - Adults	565	1,296	43.6%	48.4%	52.3%	50.9%
% of FP17s for Band 1 Urgent Courses	176	1,371	12.8%	9.6%	9.5%	9.1%
% of FP17s Relating to Free Repair or Replacements	4	1,371	0.3%	0.7%	0.7%	0.8%
% of FP17s Relating to Continuations	9	1,371	0.7%	0.8%	1.0%	1.1%
% of Patients satisfied with the dentistry they have received	13	14	92.9%	92.9%	91.9%	91.7%
% of Patients satisfied with the time they had to wait for an appointment	13	14	92.9%	90.0%	88.0%	88.0%

\* This is based on patients treated on this contract for their most recent course of treatment. Figures in italics indicate the base number of FP17s or Patient Questionnaire responses are less than 100. N/A is shown where the base number of responses is less than 10 during the period. % is calculated as Quantity/Base number\*100

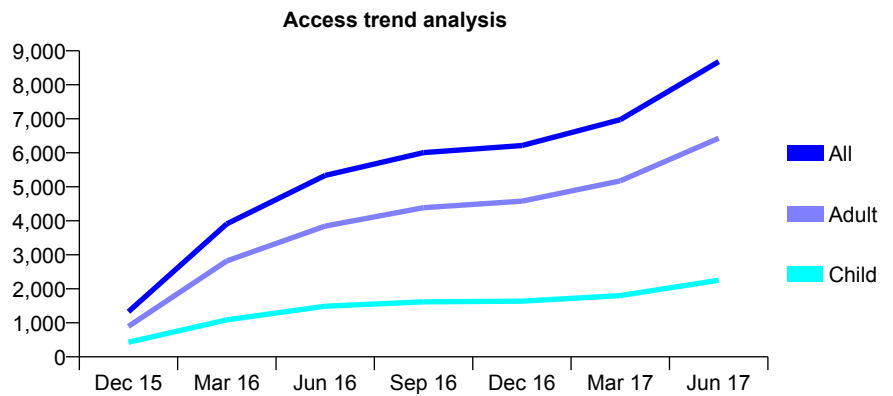
## Q69 - Vital Signs At a Glance Contract Report for 117625/0001 - June 2017

Name or company name	The Morgan Clinic - Maidenhead
Contract type name	GDS Contract
Purpose of contract	General
Contract start date	01/11/2015
Contract end date	

17/18 Contracted general activity (UDA)	24,408
Carry forward general activity (UDA)	0
17/18 Contracted orthodontic activity (UOA)	0
Carry forward orthodontic activity (UOA)	0
Baseline contract value	£672,994.39

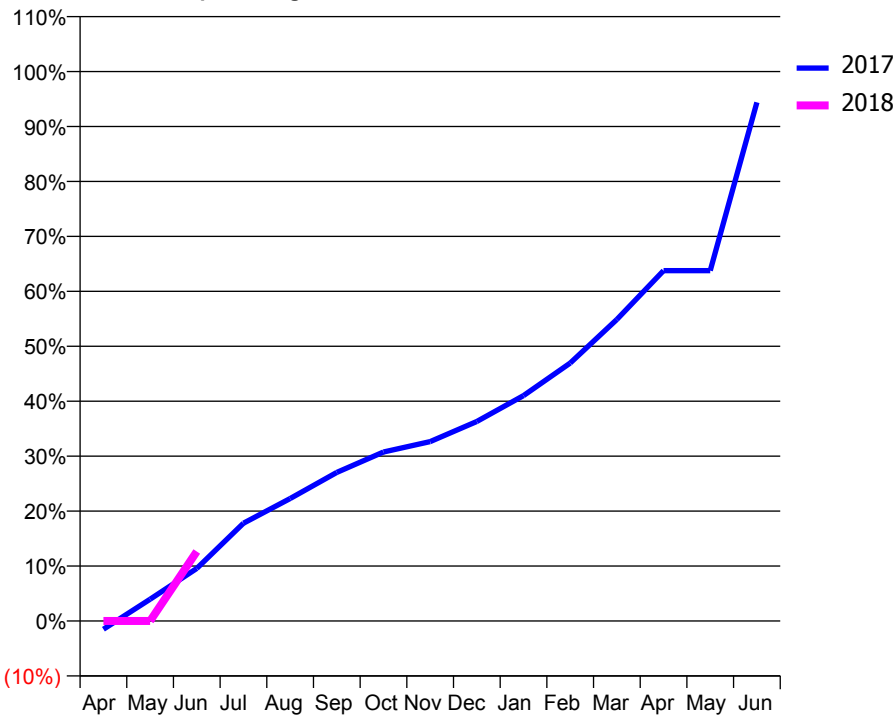
### ACCESS\*

Patients seen in 24 months	Total	Change since previous quarter
Quarter ending June 2016	5,337	
Quarter ending September 2016	6,004	↑
Quarter ending December 2016	6,214	↑
Quarter ending March 2017	6,976	↑
Quarter ending June 2017	8,679	↑
<b>Variance since June 2016</b>	<b>62.6%</b>	<b>↑</b>



### ACTIVITY

Cumulative percentage of contracted UDA delivered 2017 & 2018



Month	Adjusted Scheduled Activity (UDA)	
	2017	2018
April	-371	0
May	969	0
June	2,336	3,086
July	4,346	
August	5,440	
September	6,603	
October	7,509	
November	7,968	
December	8,867	
January	10,011	
February	11,460	
March	13,394	
April	15,563	
May	15,563	
June	23,036	

### QUALITY

	Quantity	Base Number	Contract	AT	Region	England
% of FP17s for the same patient ID Re-attending within 3 months - Children	148	1,849	8.0%	11.3%	11.6%	12.0%
% of FP17s for the same patient ID Re-attending within 3 months - Adults	663	4,170	15.9%	15.1%	15.9%	16.0%
% of FP17s for the same patient ID Re-attending between 3 & 9 months - Children	890	1,849	48.1%	57.4%	60.4%	58.0%
% of FP17s for the same patient ID Re-attending between 3 & 9 months - Adults	1,438	4,170	34.5%	48.4%	52.3%	50.9%
% of FP17s for Band 1 Urgent Courses	199	1,640	12.1%	9.6%	9.5%	9.1%
% of FP17s Relating to Free Repair or Replacements	9	1,640	0.5%	0.7%	0.7%	0.8%
% of FP17s Relating to Continuations	10	1,640	0.6%	0.8%	1.0%	1.1%
% of Patients satisfied with the dentistry they have received	9	10	90.0%	92.9%	91.9%	91.7%
% of Patients satisfied with the time they had to wait for an appointment	8	10	80.0%	90.0%	88.0%	88.0%

\* This is based on patients treated on this contract for their most recent course of treatment. Figures in italics indicate the base number of FP17s or Patient Questionnaire responses are less than 100. N/A is shown where the base number of responses is less than 10 during the period. % is calculated as Quantity/Base number\*100

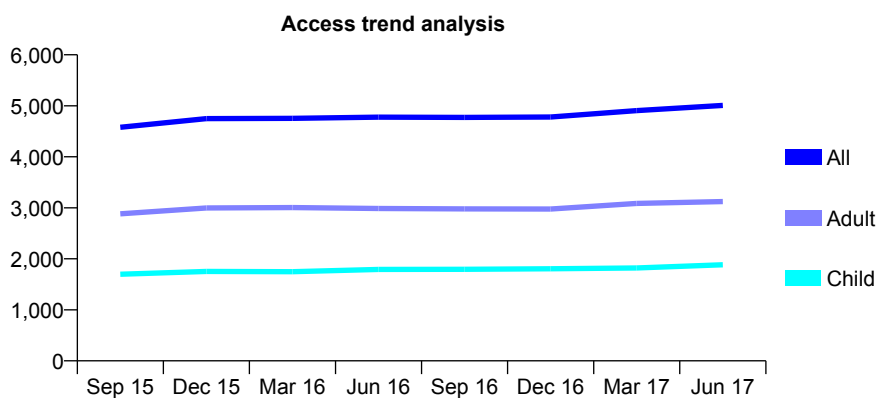
## Q69 - Vital Signs At a Glance Contract Report for 118710/0001 - June 2017

Name or company name	Smile Care Cippenham Ltd
Contract type name	GDS Contract
Purpose of contract	General
Contract start date	01/07/2013
Contract end date	

17/18 Contracted general activity (UDA)	9,893
Carry forward general activity (UDA)	0
17/18 Contracted orthodontic activity (UOA)	0
Carry forward orthodontic activity (UOA)	0
Baseline contract value	£237,766.18

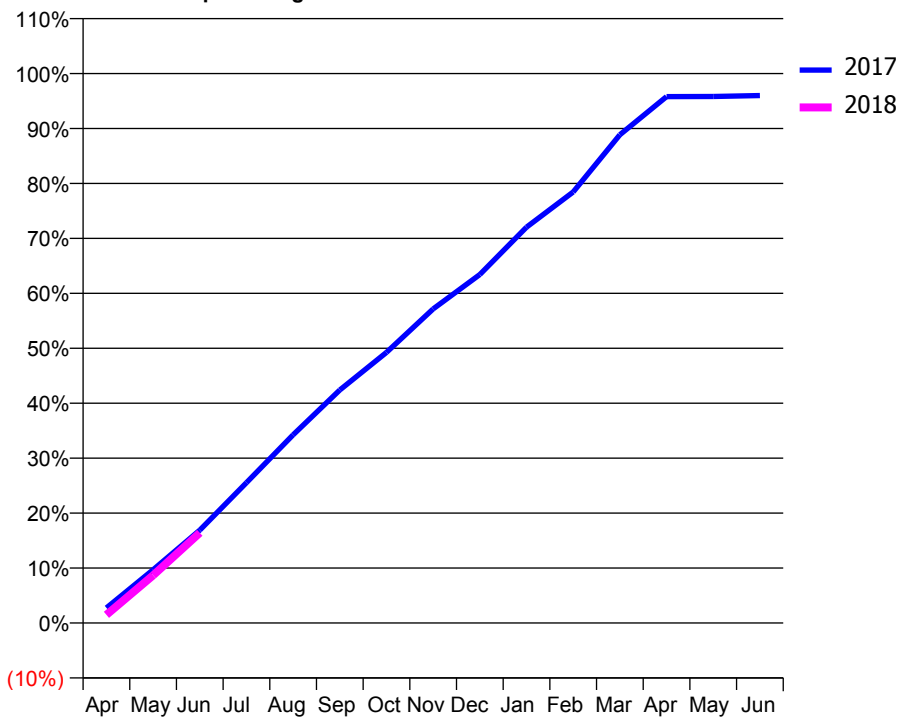
### ACCESS\*

Patients seen in 24 months	Total	Change since previous quarter
Quarter ending June 2016	4,778	
Quarter ending September 2016	4,773	→
Quarter ending December 2016	4,781	→
Quarter ending March 2017	4,907	↑
Quarter ending June 2017	5,007	↑
<b>Variance since June 2016</b>	<b>4.8%</b>	<b>↑</b>



### ACTIVITY

Cumulative percentage of contracted UDA delivered 2017 & 2018



Adjusted Scheduled Activity (UDA)		
Month	2017	2018
April	294	148
May	1,037	859
June	1,805	1,625
July	2,729	
August	3,661	
September	4,531	
October	5,262	
November	6,108	
December	6,778	
January	7,697	
February	8,383	
March	9,493	
April	10,236	
May	10,239	
June	10,257	

### QUALITY

	Quantity	Base Number	Contract	AT	Region	England
% of FP17s for the same patient ID Re-attending within 3 months - Children	40	549	7.3%	11.3%	11.6%	12.0%
% of FP17s for the same patient ID Re-attending within 3 months - Adults	124	826	15.0%	15.1%	15.9%	16.0%
% of FP17s for the same patient ID Re-attending between 3 & 9 months - Children	213	549	38.8%	57.4%	60.4%	58.0%
% of FP17s for the same patient ID Re-attending between 3 & 9 months - Adults	267	826	32.3%	48.4%	52.3%	50.9%
% of FP17s for Band 1 Urgent Courses	93	803	11.6%	9.6%	9.5%	9.1%
% of FP17s Relating to Free Repair or Replacements	6	803	0.7%	0.7%	0.7%	0.8%
% of FP17s Relating to Continuations	1	803	0.1%	0.8%	1.0%	1.1%
% of Patients satisfied with the dentistry they have received	4	4	N/A	92.9%	91.9%	91.7%
% of Patients satisfied with the time they had to wait for an appointment	4	4	N/A	90.0%	88.0%	88.0%

\* This is based on patients treated on this contract for their most recent course of treatment. Figures in italics indicate the base number of FP17s or Patient Questionnaire responses are less than 100. N/A is shown where the base number of responses is less than 10 during the period. % is calculated as Quantity/Base number\*100

## Q69 - Vital Signs At a Glance Contract Report for 122297/0001 - June 2017

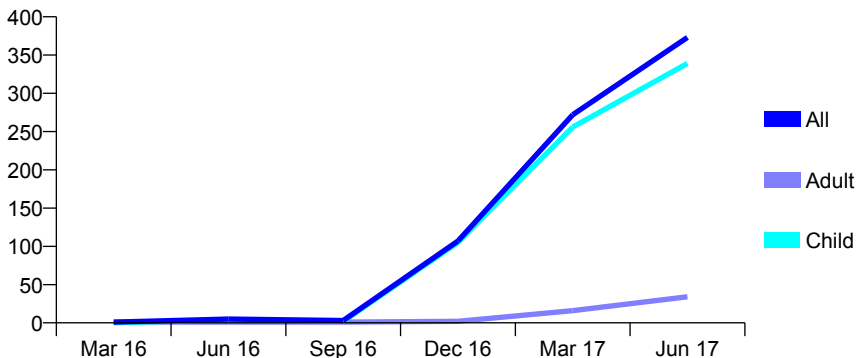
Name or company name	Makhani and Makhani
Contract type name	GDS Contract
Purpose of contract	General
Contract start date	01/04/2015
Contract end date	

17/18 Contracted general activity (UDA)	442
Carry forward general activity (UDA)	0
17/18 Contracted orthodontic activity (UOA)	0
Carry forward orthodontic activity (UOA)	0
Baseline contract value	£9,129.76

### ACCESS\*

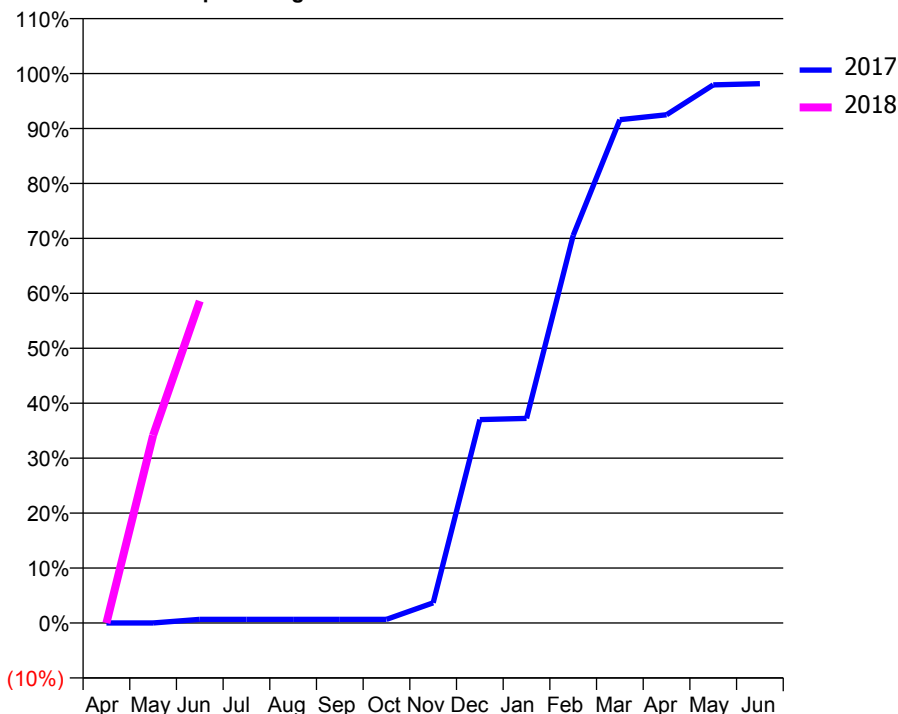
Patients seen in 24 months	Total	Change since previous quarter
Quarter ending June 2016	5	
Quarter ending September 2016	3	↓
Quarter ending December 2016	107	↑
Quarter ending March 2017	272	↑
Quarter ending June 2017	373	↑
<b>Variance since June 2016</b>	<b>7360.0%</b>	<b>↑</b>

### Access trend analysis



### ACTIVITY

#### Cumulative percentage of contracted UDA delivered 2017 & 2018



#### Adjusted Scheduled Activity (UDA)

Month	2017	2018
April	0	0
May	0	151
June	3	259
July	3	
August	3	
September	3	
October	3	
November	16	
December	164	
January	165	
February	312	
March	405	
April	409	
May	433	
June	434	

### QUALITY

	Quantity	Base Number	Contract	AT	Region	England
% of FP17s for the same patient ID Re-attending within 3 months - Children	4	194	2.1%	11.3%	11.6%	12.0%
% of FP17s for the same patient ID Re-attending within 3 months - Adults	0	16	0.0%	15.1%	15.9%	16.0%
% of FP17s for the same patient ID Re-attending between 3 & 9 months - Children	86	194	44.3%	57.4%	60.4%	58.0%
% of FP17s for the same patient ID Re-attending between 3 & 9 months - Adults	1	16	6.3%	48.4%	52.3%	50.9%
% of FP17s for Band 1 Urgent Courses	0	185	0.0%	9.6%	9.5%	9.1%
% of FP17s Relating to Free Repair or Replacements	0	185	0.0%	0.7%	0.7%	0.8%
% of FP17s Relating to Continuations	0	185	0.0%	0.8%	1.0%	1.1%
% of Patients satisfied with the dentistry they have received	0	0	N/A	92.9%	91.9%	91.7%
% of Patients satisfied with the time they had to wait for an appointment	0	0	N/A	90.0%	88.0%	88.0%

\* This is based on patients treated on this contract for their most recent course of treatment. Figures in italics indicate the base number of FP17s or Patient Questionnaire responses are less than 100. N/A is shown where the base number of responses is less than 10 during the period. % is calculated as Quantity/Base number\*100

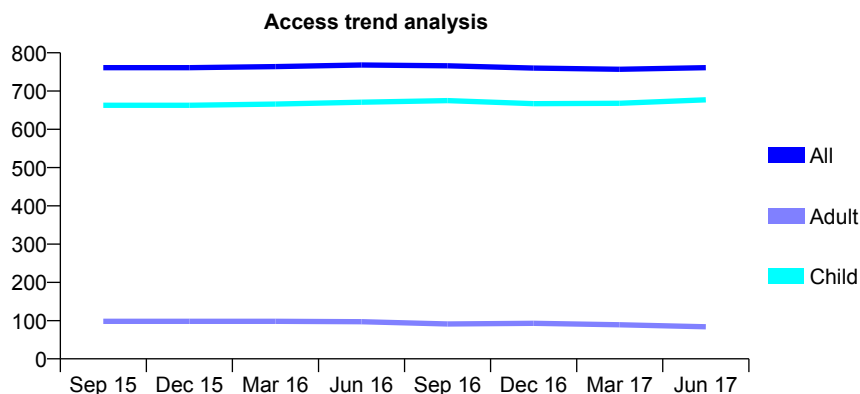
## Q69 - Vital Signs At a Glance Contract Report for 122645/0001 - June 2017

Name or company name	THEALE SURGERY LIMITED
Contract type name	GDS Contract
Purpose of contract	General
Contract start date	01/12/2010
Contract end date	

17/18 Contracted general activity (UDA)	2,000
Carry forward general activity (UDA)	0
17/18 Contracted orthodontic activity (UOA)	0
Carry forward orthodontic activity (UOA)	0
Baseline contract value	£42,277.57

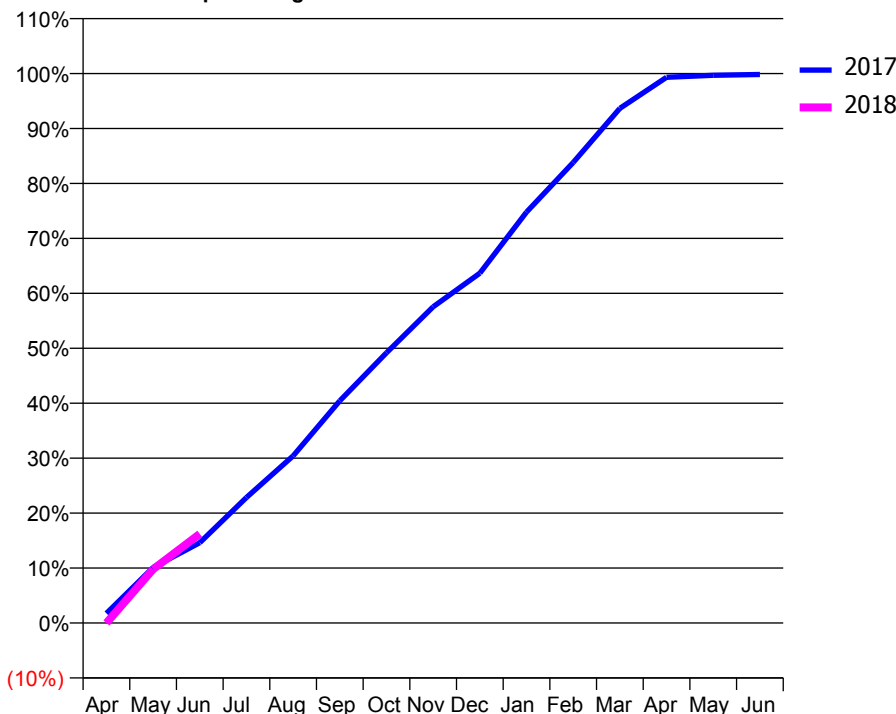
### ACCESS\*

Patients seen in 24 months	Total	Change since previous quarter
Quarter ending June 2016	768	
Quarter ending September 2016	766	→
Quarter ending December 2016	760	→
Quarter ending March 2017	757	→
Quarter ending June 2017	761	→
<b>Variance since June 2016</b>	<b>(0.9%)</b>	→



### ACTIVITY

Cumulative percentage of contracted UDA delivered 2017 & 2018



Month	Adjusted Scheduled Activity (UDA)	
	2017	2018
April	35	0
May	202	196
June	293	325
July	457	
August	609	
September	809	
October	984	
November	1,151	
December	1,273	
January	1,496	
February	1,676	
March	1,873	
April	1,986	
May	1,993	
June	1,996	

### QUALITY

	Quantity	Base Number	Contract	AT	Region	England
% of FP17s for the same patient ID Re-attending within 3 months - Children	16	238	6.7%	11.3%	11.6%	12.0%
% of FP17s for the same patient ID Re-attending within 3 months - Adults	2	12	16.7%	15.1%	15.9%	16.0%
% of FP17s for the same patient ID Re-attending between 3 & 9 months - Children	139	238	58.4%	57.4%	60.4%	58.0%
% of FP17s for the same patient ID Re-attending between 3 & 9 months - Adults	7	12	58.3%	48.4%	52.3%	50.9%
% of FP17s for Band 1 Urgent Courses	8	185	4.3%	9.6%	9.5%	9.1%
% of FP17s Relating to Free Repair or Replacements	0	185	0.0%	0.7%	0.7%	0.8%
% of FP17s Relating to Continuations	0	185	0.0%	0.8%	1.0%	1.1%
% of Patients satisfied with the dentistry they have received	1	1	N/A	92.9%	91.9%	91.7%
% of Patients satisfied with the time they had to wait for an appointment	1	1	N/A	90.0%	88.0%	88.0%

\* This is based on patients treated on this contract for their most recent course of treatment. Figures in italics indicate the base number of FP17s or Patient Questionnaire responses are less than 100. N/A is shown where the base number of responses is less than 10 during the period. % is calculated as Quantity/Base number\*100

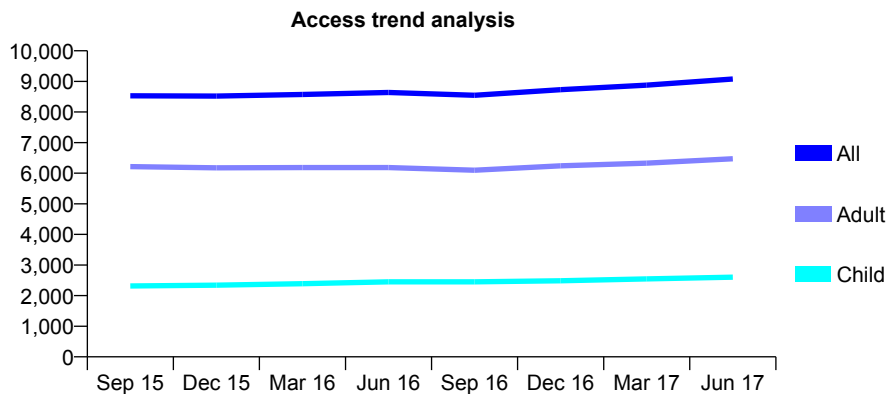
## Q69 - Vital Signs At a Glance Contract Report for 122866/0001 - June 2017

Name or company name	Puresmile Reading Limited
Contract type name	GDS Contract
Purpose of contract	General
Contract start date	01/04/2012
Contract end date	

17/18 Contracted general activity (UDA)	29,025
Carry forward general activity (UDA)	0
17/18 Contracted orthodontic activity (UOA)	0
Carry forward orthodontic activity (UOA)	0
Baseline contract value	£720,046.38

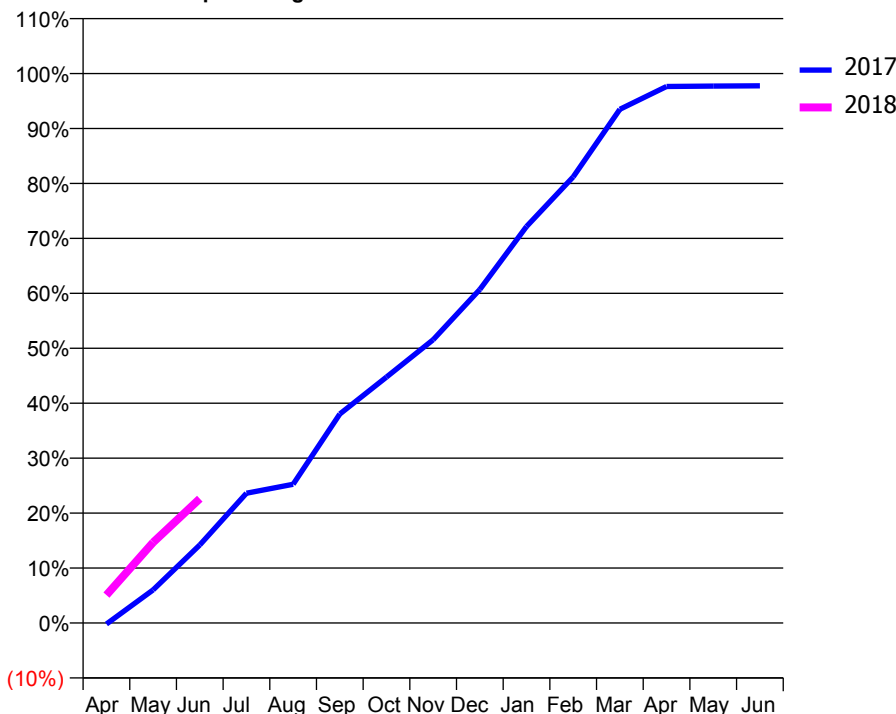
### ACCESS\*

Patients seen in 24 months	Total	Change since previous quarter
Quarter ending June 2016	8,638	
Quarter ending September 2016	8,546	↓
Quarter ending December 2016	8,729	↑
Quarter ending March 2017	8,876	→
Quarter ending June 2017	9,077	↑
<b>Variance since June 2016</b>	<b>5.1%</b>	<b>↑</b>



### ACTIVITY

Cumulative percentage of contracted UDA delivered 2017 & 2018



Adjusted Scheduled Activity (UDA)

Month	2017	2018
April	-62	1,479
May	1,747	4,259
June	4,126	6,567
July	6,860	
August	7,328	
September	11,041	
October	12,990	
November	14,964	
December	17,616	
January	20,945	
February	23,564	
March	27,135	
April	28,340	
May	28,358	
June	28,376	

### QUALITY

	Quantity	Base Number	Contract	AT	Region	England
% of FP17s for the same patient ID Re-attending within 3 months - Children	75	929	8.1%	11.3%	11.6%	12.0%
% of FP17s for the same patient ID Re-attending within 3 months - Adults	271	1,806	15.0%	15.1%	15.9%	16.0%
% of FP17s for the same patient ID Re-attending between 3 & 9 months - Children	457	929	49.2%	57.4%	60.4%	58.0%
% of FP17s for the same patient ID Re-attending between 3 & 9 months - Adults	724	1,806	40.1%	48.4%	52.3%	50.9%
% of FP17s for Band 1 Urgent Courses	92	2,303	4.0%	9.6%	9.5%	9.1%
% of FP17s Relating to Free Repair or Replacements	54	2,303	2.3%	0.7%	0.7%	0.8%
% of FP17s Relating to Continuations	11	2,303	0.5%	0.8%	1.0%	1.1%
% of Patients satisfied with the dentistry they have received	33	37	89.2%	92.9%	91.9%	91.7%
% of Patients satisfied with the time they had to wait for an appointment	31	37	83.8%	90.0%	88.0%	88.0%

\* This is based on patients treated on this contract for their most recent course of treatment. Figures in italics indicate the base number of FP17s or Patient Questionnaire responses are less than 100. N/A is shown where the base number of responses is less than 10 during the period. % is calculated as Quantity/Base number\*100

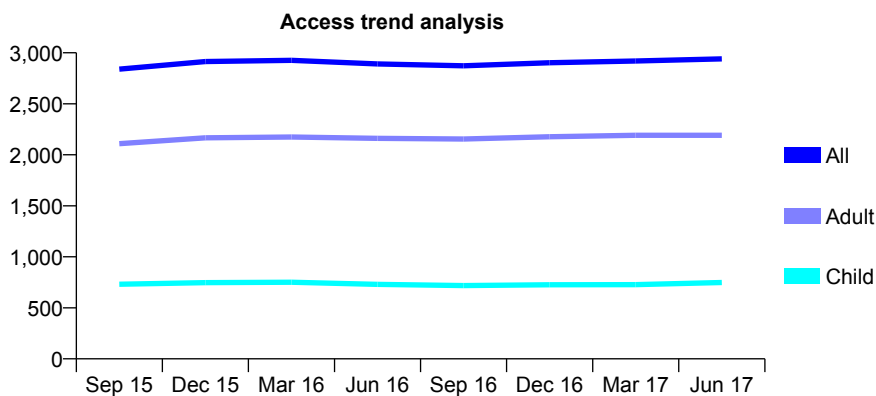
## Q69 - Vital Signs At a Glance Contract Report for 127051/0001 - June 2017

Name or company name	Sensura (UK) Limited
Contract type name	GDS Contract
Purpose of contract	General
Contract start date	01/04/2012
Contract end date	

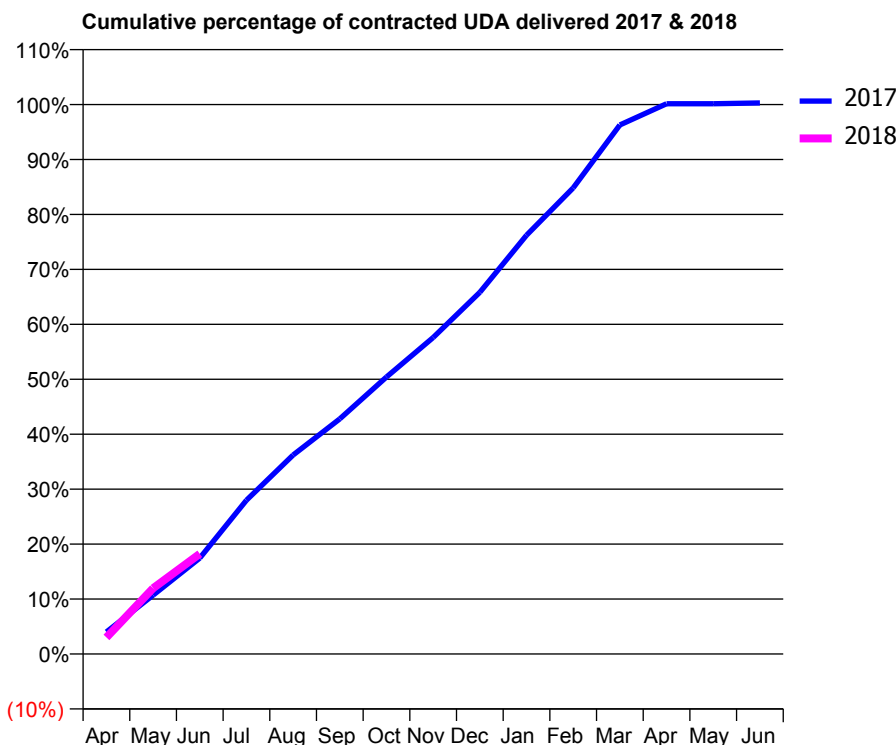
17/18 Contracted general activity (UDA)	11,300
Carry forward general activity (UDA)	0
17/18 Contracted orthodontic activity (UOA)	0
Carry forward orthodontic activity (UOA)	0
Baseline contract value	£290,391.76

### ACCESS\*

Patients seen in 24 months	Total	Change since previous quarter
Quarter ending June 2016	2,891	
Quarter ending September 2016	2,873	→
Quarter ending December 2016	2,903	→
Quarter ending March 2017	2,919	→
Quarter ending June 2017	2,941	→
<b>Variance since June 2016</b>	<b>1.7%</b>	<b>→</b>



### ACTIVITY



Month	Adjusted Scheduled Activity (UDA)	
	2017	2018
April	453	340
May	1,211	1,355
June	1,973	2,060
July	3,164	
August	4,091	
September	4,836	
October	5,698	
November	6,510	
December	7,439	
January	8,611	
February	9,586	
March	10,879	
April	11,315	
May	11,316	
June	11,332	

### QUALITY

	Quantity	Base Number	Contract	AT	Region	England
% of FP17s for the same patient ID Re-attending within 3 months - Children	11	228	4.8%	11.3%	11.6%	12.0%
% of FP17s for the same patient ID Re-attending within 3 months - Adults	69	658	10.5%	15.1%	15.9%	16.0%
% of FP17s for the same patient ID Re-attending between 3 & 9 months - Children	113	228	49.6%	57.4%	60.4%	58.0%
% of FP17s for the same patient ID Re-attending between 3 & 9 months - Adults	296	658	45.0%	48.4%	52.3%	50.9%
% of FP17s for Band 1 Urgent Courses	45	695	6.5%	9.6%	9.5%	9.1%
% of FP17s Relating to Free Repair or Replacements	2	695	0.3%	0.7%	0.7%	0.8%
% of FP17s Relating to Continuations	0	695	0.0%	0.8%	1.0%	1.1%
% of Patients satisfied with the dentistry they have received	8	8	N/A	92.9%	91.9%	91.7%
% of Patients satisfied with the time they had to wait for an appointment	8	8	N/A	90.0%	88.0%	88.0%

\* This is based on patients treated on this contract for their most recent course of treatment. Figures in italics indicate the base number of FP17s or Patient Questionnaire responses are less than 100. N/A is shown where the base number of responses is less than 10 during the period. % is calculated as Quantity/Base number\*100

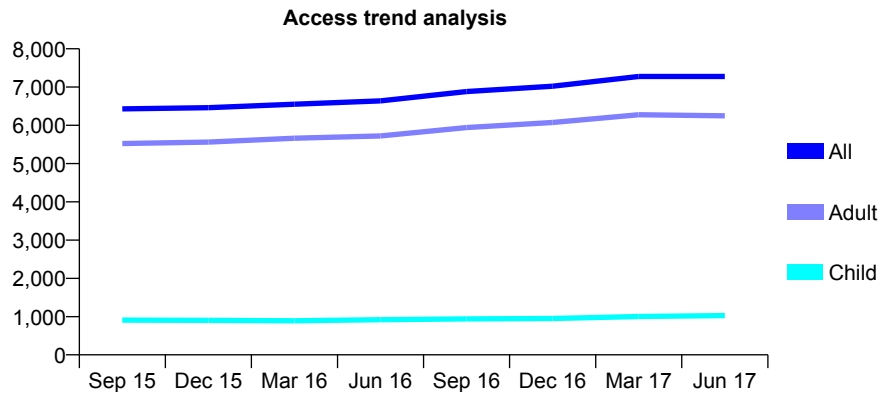
## Q69 - Vital Signs At a Glance Contract Report for 127558/0001 - June 2017

Name or company name	Friar Street Dental Surgery
Contract type name	GDS Contract
Purpose of contract	General
Contract start date	01/04/2013
Contract end date	

17/18 Contracted general activity (UDA)	22,041
Carry forward general activity (UDA)	0
17/18 Contracted orthodontic activity (UOA)	0
Carry forward orthodontic activity (UOA)	0
Baseline contract value	£485,907.37

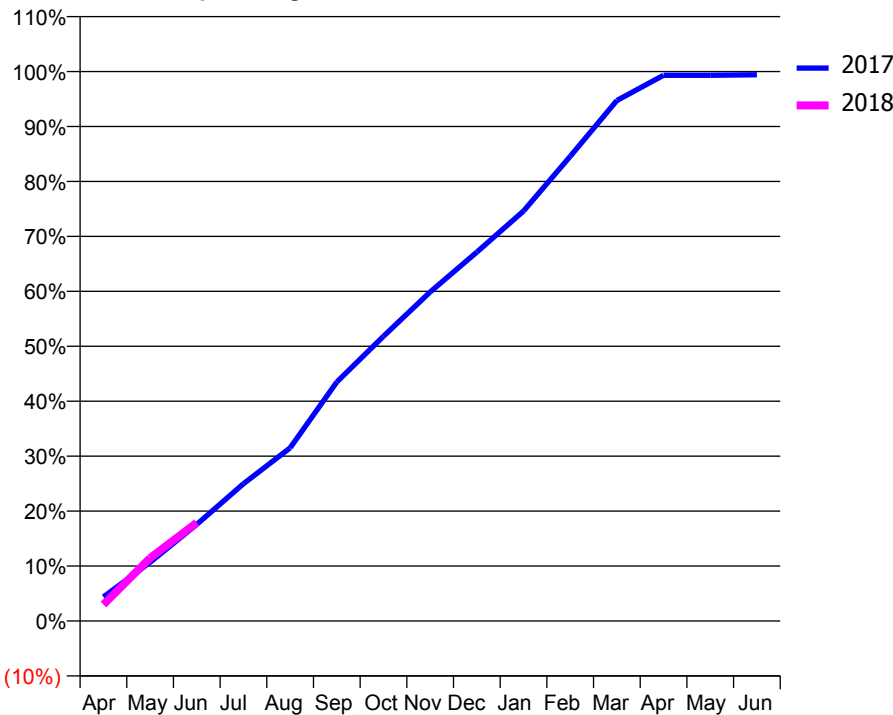
### ACCESS\*

Patients seen in 24 months	Total	Change since previous quarter
Quarter ending June 2016	6,640	
Quarter ending September 2016	6,882	↑
Quarter ending December 2016	7,023	↑
Quarter ending March 2017	7,277	↑
Quarter ending June 2017	7,277	→
<b>Variance since June 2016</b>	<b>9.6%</b>	<b>↑</b>



### ACTIVITY

Cumulative percentage of contracted UDA delivered 2017 & 2018



Month	Adjusted Scheduled Activity (UDA)	
	2017	2018
April	1,004	658
May	2,452	2,528
June	4,031	3,946
July	5,728	
August	7,222	
September	9,973	
October	11,877	
November	13,724	
December	15,390	
January	17,105	
February	19,383	
March	21,715	
April	22,763	
May	22,766	
June	22,785	

### QUALITY

	Quantity	Base Number	Contract	AT	Region	England
% of FP17s for the same patient ID Re-attending within 3 months - Children	34	350	9.7%	11.3%	11.6%	12.0%
% of FP17s for the same patient ID Re-attending within 3 months - Adults	258	1,827	14.1%	15.1%	15.9%	16.0%
% of FP17s for the same patient ID Re-attending between 3 & 9 months - Children	200	350	57.1%	57.4%	60.4%	58.0%
% of FP17s for the same patient ID Re-attending between 3 & 9 months - Adults	1,018	1,827	55.7%	48.4%	52.3%	50.9%
% of FP17s for Band 1 Urgent Courses	202	1,831	11.0%	9.6%	9.5%	9.1%
% of FP17s Relating to Free Repair or Replacements	24	1,831	1.3%	0.7%	0.7%	0.8%
% of FP17s Relating to Continuations	8	1,831	0.4%	0.8%	1.0%	1.1%
% of Patients satisfied with the dentistry they have received	14	15	93.3%	92.9%	91.9%	91.7%
% of Patients satisfied with the time they had to wait for an appointment	13	15	86.7%	90.0%	88.0%	88.0%

\* This is based on patients treated on this contract for their most recent course of treatment. Figures in italics indicate the base number of FP17s or Patient Questionnaire responses are less than 100. N/A is shown where the base number of responses is less than 10 during the period. % is calculated as Quantity/Base number\*100



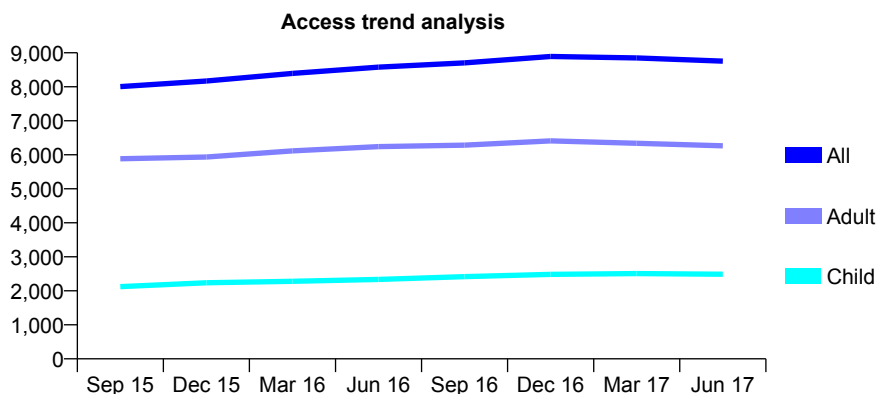
## Q69 - Vital Signs At a Glance Contract Report for 128163/0004 - June 2017

Name or company name	Aspire Dental Care Limited
Contract type name	PDS Plus Contract
Purpose of contract	General
Contract start date	10/12/2012
Contract end date	31/08/2020

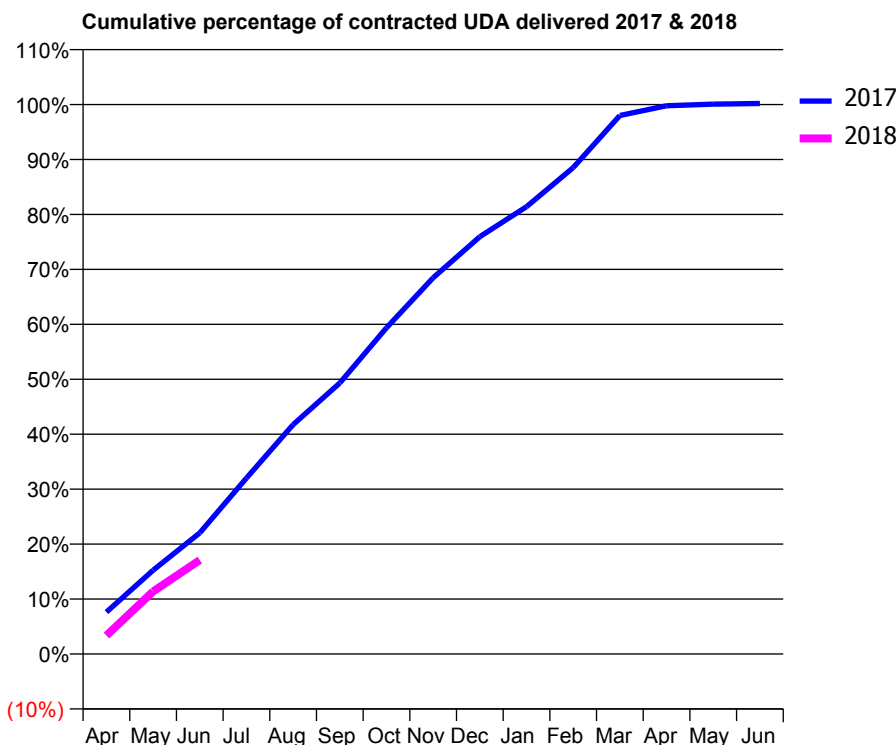
17/18 Contracted general activity (UDA)	24,000
Carry forward general activity (UDA)	0
17/18 Contracted orthodontic activity (UOA)	0
Carry forward orthodontic activity (UOA)	0
Baseline contract value	£322,993.81

### ACCESS\*

Patients seen in 24 months	Total	Change since previous quarter
Quarter ending June 2016	8,577	
Quarter ending September 2016	8,703	→
Quarter ending December 2016	8,894	↑
Quarter ending March 2017	8,848	→
Quarter ending June 2017	8,755	↓
<b>Variance since June 2016</b>	<b>2.1%</b>	<b>↑</b>



### ACTIVITY



Month	Adjusted Scheduled Activity (UDA)	
	2017	2018
April	1,902	809
May	3,808	2,732
June	5,506	4,102
July	7,993	
August	10,421	
September	12,310	
October	14,821	
November	17,092	
December	18,953	
January	20,317	
February	22,096	
March	24,460	
April	24,903	
May	24,979	
June	25,008	

### QUALITY

	Quantity	Base Number	Contract	AT	Region	England
% of FP17s for the same patient ID Re-attending within 3 months - Children	63	624	10.1%	11.3%	11.6%	12.0%
% of FP17s for the same patient ID Re-attending within 3 months - Adults	346	1,531	22.6%	15.1%	15.9%	16.0%
% of FP17s for the same patient ID Re-attending between 3 & 9 months - Children	236	624	37.8%	57.4%	60.4%	58.0%
% of FP17s for the same patient ID Re-attending between 3 & 9 months - Adults	480	1,531	31.4%	48.4%	52.3%	50.9%
% of FP17s for Band 1 Urgent Courses	466	1,858	25.1%	9.6%	9.5%	9.1%
% of FP17s Relating to Free Repair or Replacements	14	1,858	0.8%	0.7%	0.7%	0.8%
% of FP17s Relating to Continuations	11	1,858	0.6%	0.8%	1.0%	1.1%
% of Patients satisfied with the dentistry they have received	26	27	96.3%	92.9%	91.9%	91.7%
% of Patients satisfied with the time they had to wait for an appointment	26	27	96.3%	90.0%	88.0%	88.0%

\* This is based on patients treated on this contract for their most recent course of treatment. Figures in italics indicate the base number of FP17s or Patient Questionnaire responses are less than 100. N/A is shown where the base number of responses is less than 10 during the period. % is calculated as Quantity/Base number\*100

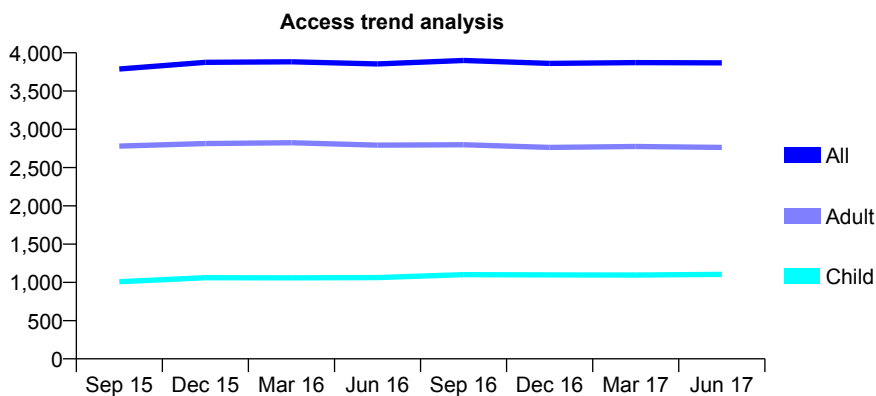
## Q69 - Vital Signs At a Glance Contract Report for 128163/0005 - June 2017

Name or company name	Aspire Dental Care Limited
Contract type name	PDS Plus Contract
Purpose of contract	General
Contract start date	10/12/2012
Contract end date	31/08/2017

17/18 Contracted general activity (UDA)	5,000
Carry forward general activity (UDA)	0
17/18 Contracted orthodontic activity (UOA)	0
Carry forward orthodontic activity (UOA)	0
Baseline contract value	£67,286.85

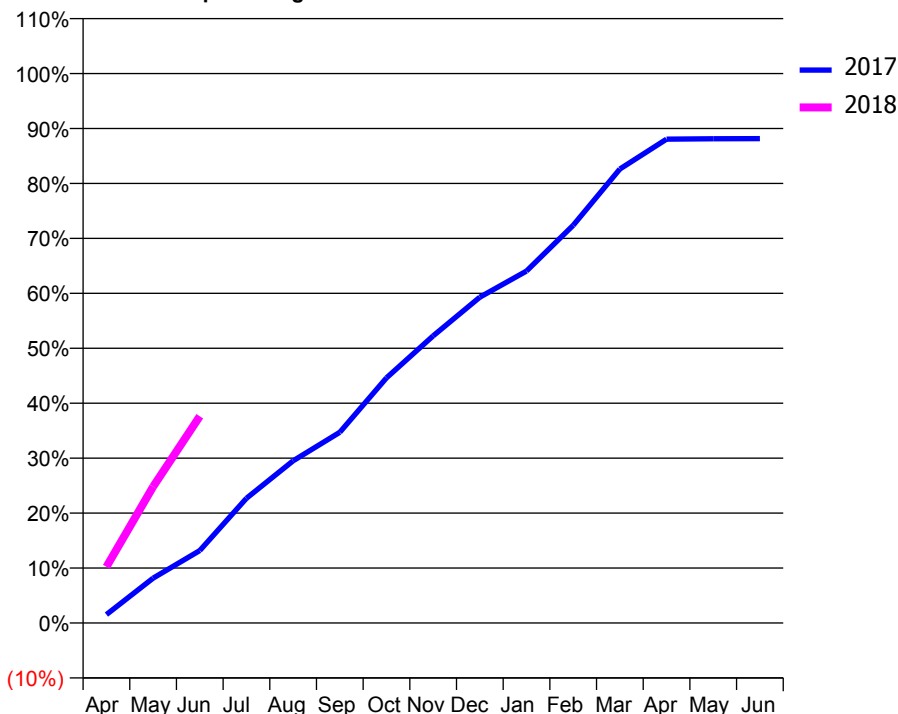
### ACCESS\*

Patients seen in 24 months	Total	Change since previous quarter
Quarter ending June 2016	3,855	
Quarter ending September 2016	3,899	→
Quarter ending December 2016	3,861	→
Quarter ending March 2017	3,872	→
Quarter ending June 2017	3,869	→
<b>Variance since June 2016</b>	<b>0.4%</b>	<b>→</b>



### ACTIVITY

Cumulative percentage of contracted UDA delivered 2017 & 2018



Month	Adjusted Scheduled Activity (UDA)	
	2017	2018
April	185	511
May	979	1,240
June	1,582	1,881
July	2,723	
August	3,543	
September	4,164	
October	5,353	
November	6,272	
December	7,114	
January	7,686	
February	8,684	
March	9,913	
April	10,567	
May	10,574	
June	10,577	

### QUALITY

	Quantity	Base Number	Contract	AT	Region	England
% of FP17s for the same patient ID Re-attending within 3 months - Children	31	381	8.1%	11.3%	11.6%	12.0%
% of FP17s for the same patient ID Re-attending within 3 months - Adults	120	836	14.4%	15.1%	15.9%	16.0%
% of FP17s for the same patient ID Re-attending between 3 & 9 months - Children	219	381	57.5%	57.4%	60.4%	58.0%
% of FP17s for the same patient ID Re-attending between 3 & 9 months - Adults	437	836	52.3%	48.4%	52.3%	50.9%
% of FP17s for Band 1 Urgent Courses	120	986	12.2%	9.6%	9.5%	9.1%
% of FP17s Relating to Free Repair or Replacements	13	986	1.3%	0.7%	0.7%	0.8%
% of FP17s Relating to Continuations	4	986	0.4%	0.8%	1.0%	1.1%
% of Patients satisfied with the dentistry they have received	8	8	N/A	92.9%	91.9%	91.7%
% of Patients satisfied with the time they had to wait for an appointment	8	8	N/A	90.0%	88.0%	88.0%

\* This is based on patients treated on this contract for their most recent course of treatment. Figures in italics indicate the base number of FP17s or Patient Questionnaire responses are less than 100. N/A is shown where the base number of responses is less than 10 during the period. % is calculated as Quantity/Base number\*100

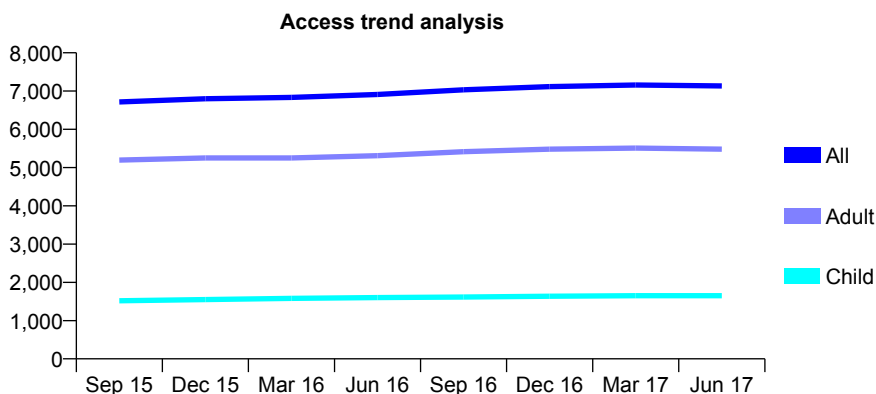
## Q69 - Vital Signs At a Glance Contract Report for 128244/0001 - June 2017

Name or company name	The Dental Surgery Burnham Ltd
Contract type name	GDS Contract
Purpose of contract	General
Contract start date	01/04/2008
Contract end date	

17/18 Contracted general activity (UDA)	18,494
Carry forward general activity (UDA)	0
17/18 Contracted orthodontic activity (UOA)	0
Carry forward orthodontic activity (UOA)	0
Baseline contract value	£441,511.16

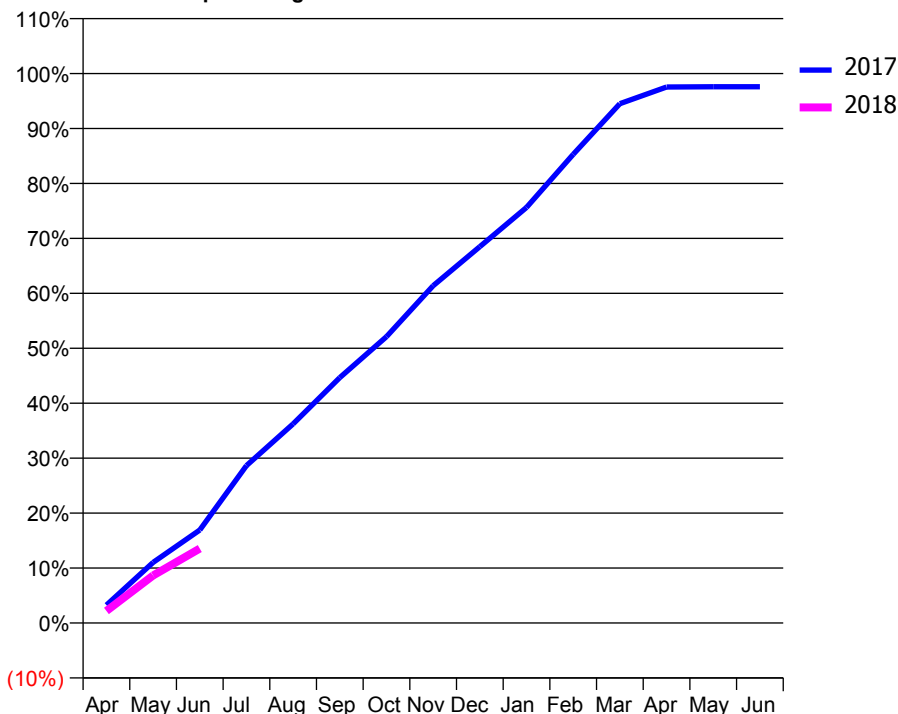
### ACCESS\*

Patients seen in 24 months	Total	Change since previous quarter
Quarter ending June 2016	6,911	
Quarter ending September 2016	7,031	→
Quarter ending December 2016	7,118	→
Quarter ending March 2017	7,159	→
Quarter ending June 2017	7,134	→
<b>Variance since June 2016</b>	<b>3.2%</b>	<b>↑</b>



### ACTIVITY

Cumulative percentage of contracted UDA delivered 2017 & 2018



Month	Adjusted Scheduled Activity (UDA)	
	2017	2018
April	602	407
May	2,042	1,601
June	3,128	2,506
July	5,300	
August	6,705	
September	8,260	
October	9,637	
November	11,351	
December	12,666	
January	13,989	
February	15,773	
March	17,478	
April	18,041	
May	18,046	
June	18,046	

### QUALITY

	Quantity	Base Number	Contract	AT	Region	England
% of FP17s for the same patient ID Re-attending within 3 months - Children	54	562	9.6%	11.3%	11.6%	12.0%
% of FP17s for the same patient ID Re-attending within 3 months - Adults	257	1,452	17.7%	15.1%	15.9%	16.0%
% of FP17s for the same patient ID Re-attending between 3 & 9 months - Children	362	562	64.4%	57.4%	60.4%	58.0%
% of FP17s for the same patient ID Re-attending between 3 & 9 months - Adults	695	1,452	47.9%	48.4%	52.3%	50.9%
% of FP17s for Band 1 Urgent Courses	126	1,348	9.3%	9.6%	9.5%	9.1%
% of FP17s Relating to Free Repair or Replacements	16	1,348	1.2%	0.7%	0.7%	0.8%
% of FP17s Relating to Continuations	9	1,348	0.7%	0.8%	1.0%	1.1%
% of Patients satisfied with the dentistry they have received	20	21	95.2%	92.9%	91.9%	91.7%
% of Patients satisfied with the time they had to wait for an appointment	20	21	95.2%	90.0%	88.0%	88.0%

\* This is based on patients treated on this contract for their most recent course of treatment. Figures in italics indicate the base number of FP17s or Patient Questionnaire responses are less than 100. N/A is shown where the base number of responses is less than 10 during the period. % is calculated as Quantity/Base number\*100

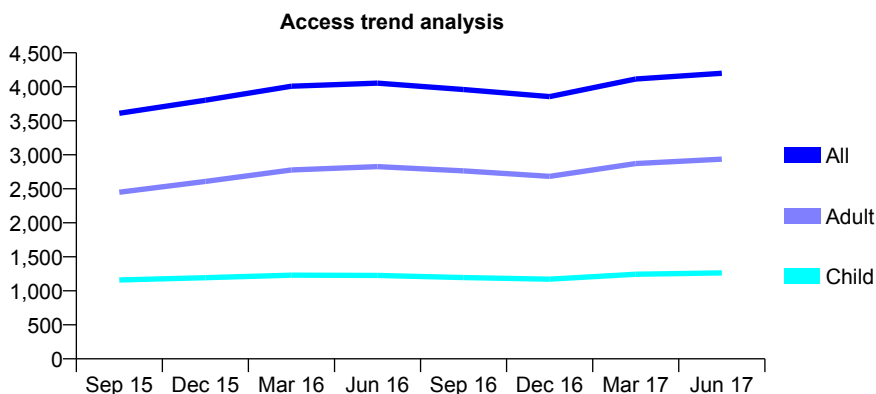
## Q69 - Vital Signs At a Glance Contract Report for 129038/0001 - June 2017

Name or company name	Sinson and Sykes Dental Surgery
Contract type name	GDS Contract
Purpose of contract	General
Contract start date	01/04/2014
Contract end date	

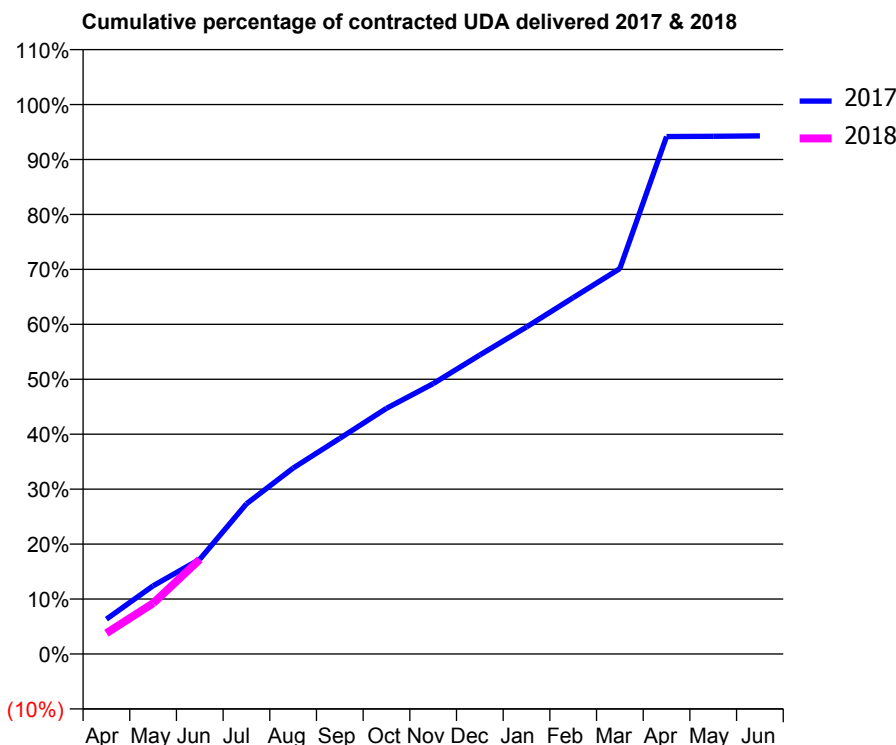
17/18 Contracted general activity (UDA)	12,500
Carry forward general activity (UDA)	0
17/18 Contracted orthodontic activity (UOA)	0
Carry forward orthodontic activity (UOA)	0
Baseline contract value	£300,858.79

### ACCESS\*

Patients seen in 24 months	Total	Change since previous quarter
Quarter ending June 2016	4,054	
Quarter ending September 2016	3,959	↓
Quarter ending December 2016	3,856	↓
Quarter ending March 2017	4,115	↑
Quarter ending June 2017	4,199	↑
<b>Variance since June 2016</b>	<b>3.6%</b>	<b>↑</b>



### ACTIVITY



Adjusted Scheduled Activity (UDA)		
Month	2017	2018
April	794	473
May	1,553	1,156
June	2,155	2,153
July	3,417	
August	4,229	
September	4,905	
October	5,588	
November	6,151	
December	6,803	
January	7,441	
February	8,106	
March	8,767	
April	11,770	
May	11,777	
June	11,786	

### QUALITY

	Quantity	Base Number	Contract	AT	Region	England
% of FP17s for the same patient ID Re-attending within 3 months - Children	98	977	10.0%	11.3%	11.6%	12.0%
% of FP17s for the same patient ID Re-attending within 3 months - Adults	316	2,145	14.7%	15.1%	15.9%	16.0%
% of FP17s for the same patient ID Re-attending between 3 & 9 months - Children	600	977	61.4%	57.4%	60.4%	58.0%
% of FP17s for the same patient ID Re-attending between 3 & 9 months - Adults	1,245	2,145	58.0%	48.4%	52.3%	50.9%
% of FP17s for Band 1 Urgent Courses	122	1,307	9.3%	9.6%	9.5%	9.1%
% of FP17s Relating to Free Repair or Replacements	2	1,307	0.2%	0.7%	0.7%	0.8%
% of FP17s Relating to Continuations	7	1,307	0.5%	0.8%	1.0%	1.1%
% of Patients satisfied with the dentistry they have received	7	10	70.0%	92.9%	91.9%	91.7%
% of Patients satisfied with the time they had to wait for an appointment	7	10	70.0%	90.0%	88.0%	88.0%

\* This is based on patients treated on this contract for their most recent course of treatment. Figures in italics indicate the base number of FP17s or Patient Questionnaire responses are less than 100. N/A is shown where the base number of responses is less than 10 during the period. % is calculated as Quantity/Base number\*100

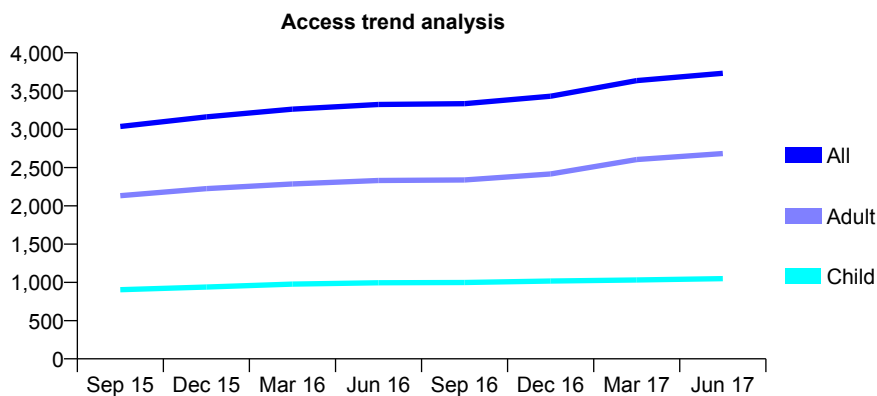
## Q69 - Vital Signs At a Glance Contract Report for 129917/0001 - June 2017

Name or company name	Ash Tree House Dental
Contract type name	GDS Contract
Purpose of contract	General
Contract start date	21/08/2012
Contract end date	

17/18 Contracted general activity (UDA)	5,800
Carry forward general activity (UDA)	0
17/18 Contracted orthodontic activity (UOA)	0
Carry forward orthodontic activity (UOA)	0
Baseline contract value	£126,294.51

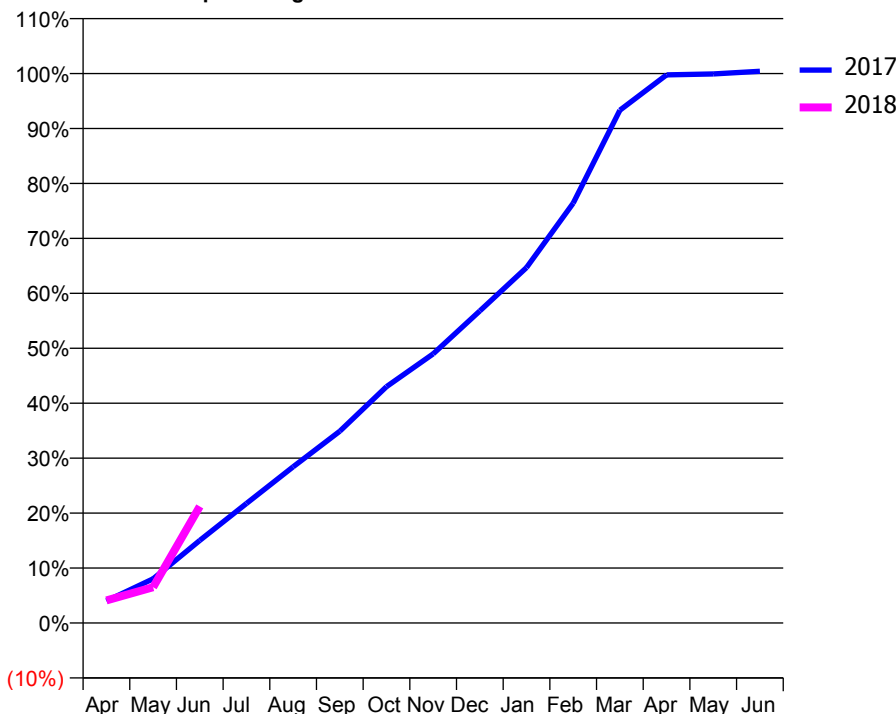
### ACCESS\*

Patients seen in 24 months	Total	Change since previous quarter
Quarter ending June 2016	3,325	
Quarter ending September 2016	3,335	→
Quarter ending December 2016	3,433	↑
Quarter ending March 2017	3,636	↑
Quarter ending June 2017	3,732	↑
<b>Variance since June 2016</b>	<b>12.2%</b>	<b>↑</b>



### ACTIVITY

Cumulative percentage of contracted UDA delivered 2017 & 2018



Month	Adjusted Scheduled Activity (UDA)	
	2017	2018
April	257	238
May	513	378
June	960	1,231
July	1,389	
August	1,814	
September	2,228	
October	2,745	
November	3,125	
December	3,624	
January	4,126	
February	4,875	
March	5,953	
April	6,364	
May	6,375	
June	6,405	

### QUALITY

	Quantity	Base Number	Contract	AT	Region	England
% of FP17s for the same patient ID Re-attending within 3 months - Children	22	375	5.9%	11.3%	11.6%	12.0%
% of FP17s for the same patient ID Re-attending within 3 months - Adults	128	843	15.2%	15.1%	15.9%	16.0%
% of FP17s for the same patient ID Re-attending between 3 & 9 months - Children	244	375	65.1%	57.4%	60.4%	58.0%
% of FP17s for the same patient ID Re-attending between 3 & 9 months - Adults	323	843	38.3%	48.4%	52.3%	50.9%
% of FP17s for Band 1 Urgent Courses	48	629	7.6%	9.6%	9.5%	9.1%
% of FP17s Relating to Free Repair or Replacements	4	629	0.6%	0.7%	0.7%	0.8%
% of FP17s Relating to Continuations	4	629	0.6%	0.8%	1.0%	1.1%
% of Patients satisfied with the dentistry they have received	9	10	90.0%	92.9%	91.9%	91.7%
% of Patients satisfied with the time they had to wait for an appointment	10	10	100.0%	90.0%	88.0%	88.0%

\* This is based on patients treated on this contract for their most recent course of treatment. Figures in italics indicate the base number of FP17s or Patient Questionnaire responses are less than 100. N/A is shown where the base number of responses is less than 10 during the period. % is calculated as Quantity/Base number\*100

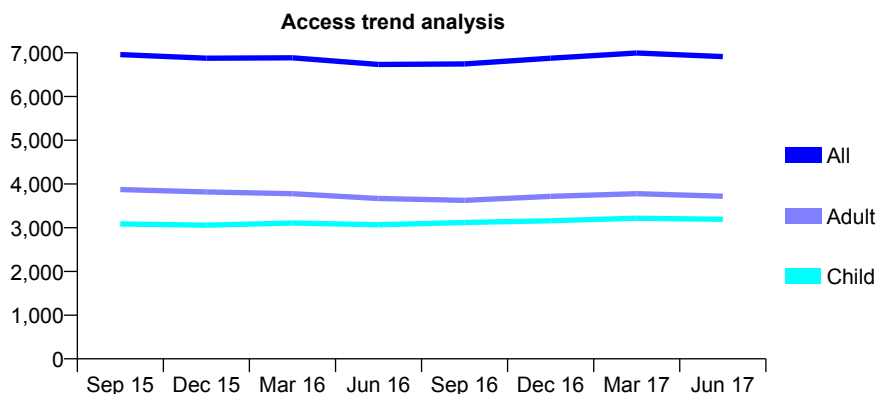
## Q69 - Vital Signs At a Glance Contract Report for 130230/0001 - June 2017

Name or company name	WEXHAM ROAD DENTAL SURGERY LTD
Contract type name	GDS Contract
Purpose of contract	General
Contract start date	04/04/2008
Contract end date	

17/18 Contracted general activity (UDA)	16,630
Carry forward general activity (UDA)	0
17/18 Contracted orthodontic activity (UOA)	0
Carry forward orthodontic activity (UOA)	0
Baseline contract value	£534,656.63

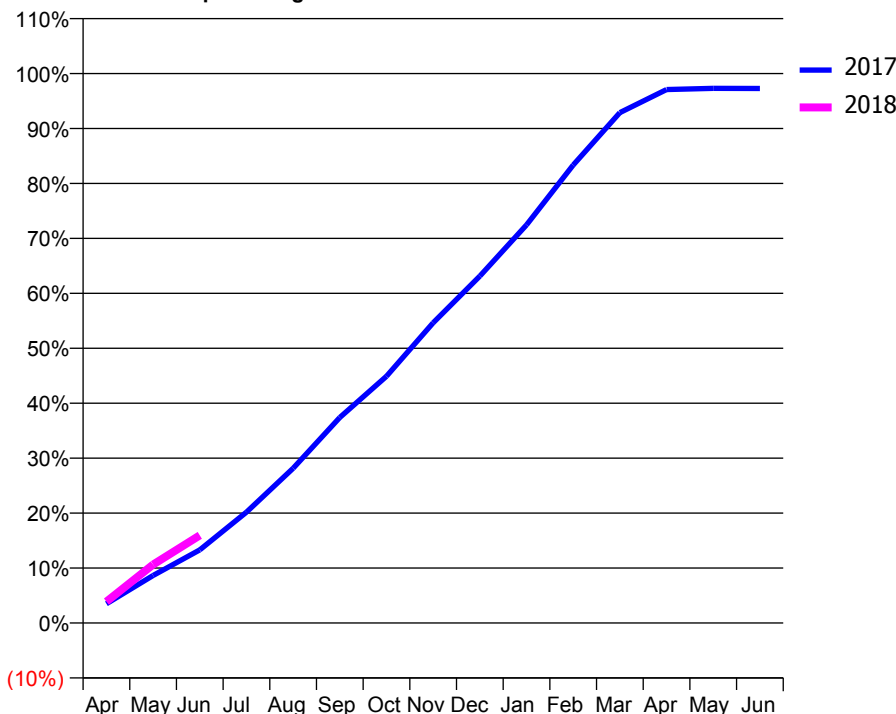
### ACCESS\*

Patients seen in 24 months	Total	Change since previous quarter
Quarter ending June 2016	6,733	
Quarter ending September 2016	6,745	→
Quarter ending December 2016	6,875	→
Quarter ending March 2017	6,994	→
Quarter ending June 2017	6,912	↓
<b>Variance since June 2016</b>	<b>2.7%</b>	<b>↑</b>



### ACTIVITY

Cumulative percentage of contracted UDA delivered 2017 & 2018



Month	Adjusted Scheduled Activity (UDA)	
	2017	2018
April	581	646
May	1,440	1,770
June	2,215	2,652
July	3,357	
August	4,681	
September	6,220	
October	7,467	
November	9,085	
December	10,497	
January	12,049	
February	13,859	
March	15,448	
April	16,143	
May	16,180	
June	16,178	

### QUALITY

	Quantity	Base Number	Contract	AT	Region	England
% of FP17s for the same patient ID Re-attending within 3 months - Children	100	867	11.5%	11.3%	11.6%	12.0%
% of FP17s for the same patient ID Re-attending within 3 months - Adults	156	803	19.4%	15.1%	15.9%	16.0%
% of FP17s for the same patient ID Re-attending between 3 & 9 months - Children	289	867	33.3%	57.4%	60.4%	58.0%
% of FP17s for the same patient ID Re-attending between 3 & 9 months - Adults	212	803	26.4%	48.4%	52.3%	50.9%
% of FP17s for Band 1 Urgent Courses	204	1,203	17.0%	9.6%	9.5%	9.1%
% of FP17s Relating to Free Repair or Replacements	1	1,203	0.1%	0.7%	0.7%	0.8%
% of FP17s Relating to Continuations	6	1,203	0.5%	0.8%	1.0%	1.1%
% of Patients satisfied with the dentistry they have received	11	11	100.0%	92.9%	91.9%	91.7%
% of Patients satisfied with the time they had to wait for an appointment	6	11	54.5%	90.0%	88.0%	88.0%

\* This is based on patients treated on this contract for their most recent course of treatment. Figures in italics indicate the base number of FP17s or Patient Questionnaire responses are less than 100. N/A is shown where the base number of responses is less than 10 during the period. % is calculated as Quantity/Base number\*100

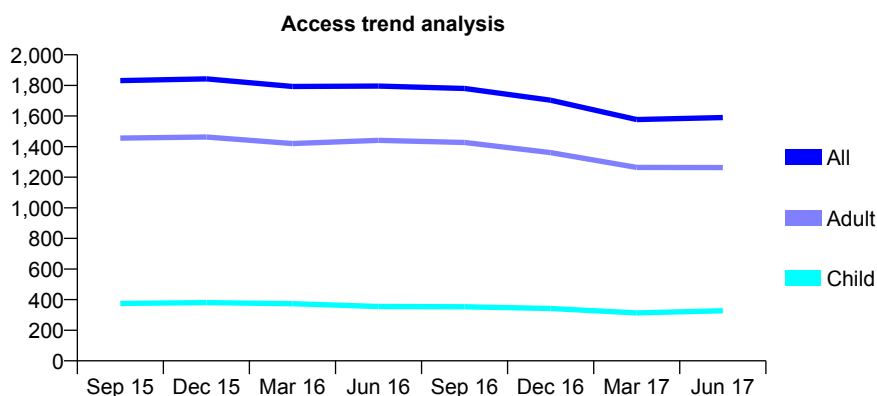
## Q69 - Vital Signs At a Glance Contract Report for 131539/0001 - June 2017

Name or company name	Eurodental Limited
Contract type name	GDS Contract
Purpose of contract	General
Contract start date	01/01/2009
Contract end date	

17/18 Contracted general activity (UDA)	8,541
Carry forward general activity (UDA)	0
17/18 Contracted orthodontic activity (UOA)	0
Carry forward orthodontic activity (UOA)	0
Baseline contract value	£201,983.88

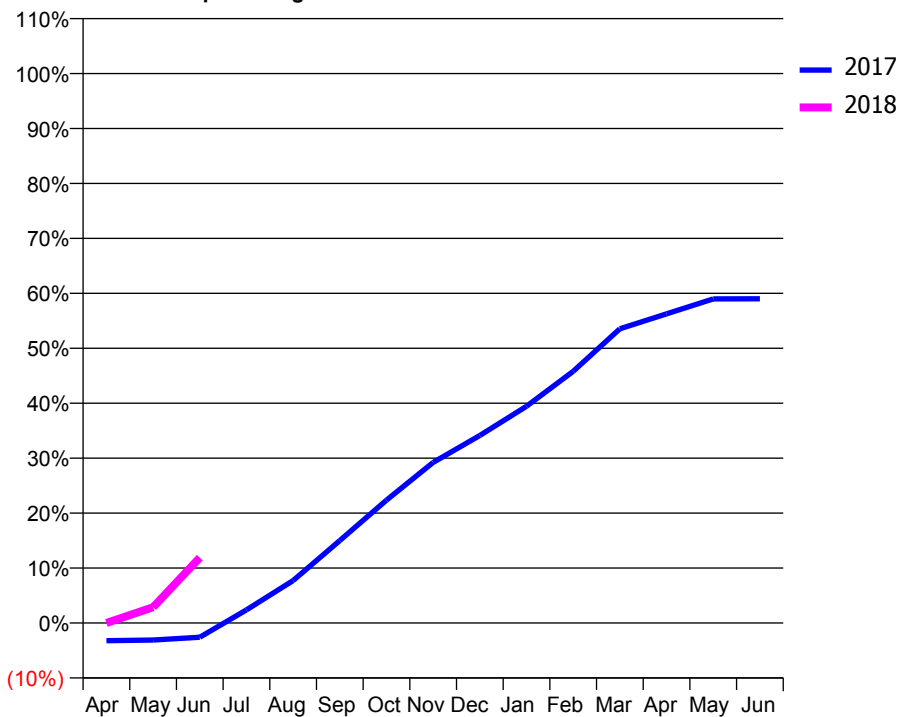
### ACCESS\*

Patients seen in 24 months	Total	Change since previous quarter
Quarter ending June 2016	1,796	
Quarter ending September 2016	1,780	→
Quarter ending December 2016	1,703	↓
Quarter ending March 2017	1,577	↓
Quarter ending June 2017	1,590	→
<b>Variance since June 2016</b>	<b>(11.5%)</b>	<b>↓</b>



### ACTIVITY

Cumulative percentage of contracted UDA delivered 2017 & 2018



Month	Adjusted Scheduled Activity (UDA)	
	2017	2018
April	-277	0
May	-266	246
June	-222	1,016
July	204	
August	660	
September	1,282	
October	1,909	
November	2,497	
December	2,916	
January	3,369	
February	3,912	
March	4,574	
April	4,806	
May	5,037	
June	5,040	

### QUALITY

	Quantity	Base Number	Contract	AT	Region	England
% of FP17s for the same patient ID Re-attending within 3 months - Children	33	159	20.8%	11.3%	11.6%	12.0%
% of FP17s for the same patient ID Re-attending within 3 months - Adults	69	336	20.5%	15.1%	15.9%	16.0%
% of FP17s for the same patient ID Re-attending between 3 & 9 months - Children	68	159	42.8%	57.4%	60.4%	58.0%
% of FP17s for the same patient ID Re-attending between 3 & 9 months - Adults	129	336	38.4%	48.4%	52.3%	50.9%
% of FP17s for Band 1 Urgent Courses	65	355	18.3%	9.6%	9.5%	9.1%
% of FP17s Relating to Free Repair or Replacements	1	355	0.3%	0.7%	0.7%	0.8%
% of FP17s Relating to Continuations	9	355	2.5%	0.8%	1.0%	1.1%
% of Patients satisfied with the dentistry they have received	10	10	100.0%	92.9%	91.9%	91.7%
% of Patients satisfied with the time they had to wait for an appointment	10	10	100.0%	90.0%	88.0%	88.0%

\* This is based on patients treated on this contract for their most recent course of treatment. Figures in italics indicate the base number of FP17s or Patient Questionnaire responses are less than 100. N/A is shown where the base number of responses is less than 10 during the period. % is calculated as Quantity/Base number\*100

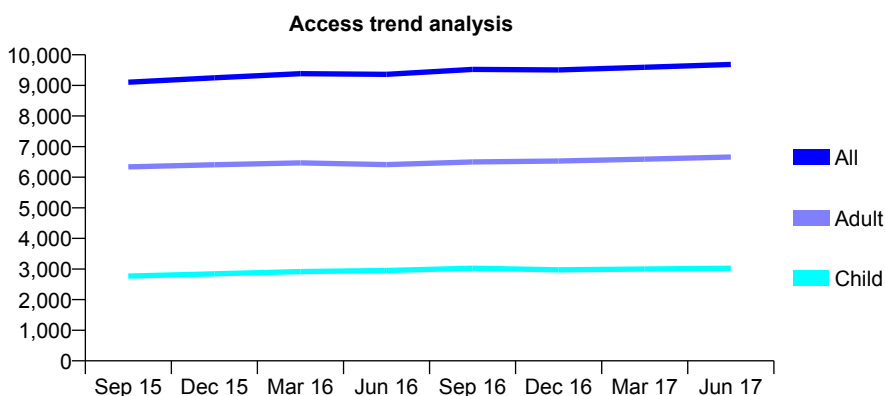
## Q69 - Vital Signs At a Glance Contract Report for 133752/0001 - June 2017

Name or company name	Winnersh Dental Practice Ltd
Contract type name	GDS Contract
Purpose of contract	General
Contract start date	05/02/2010
Contract end date	

17/18 Contracted general activity (UDA)	23,809
Carry forward general activity (UDA)	0
17/18 Contracted orthodontic activity (UOA)	0
Carry forward orthodontic activity (UOA)	0
Baseline contract value	£580,401.61

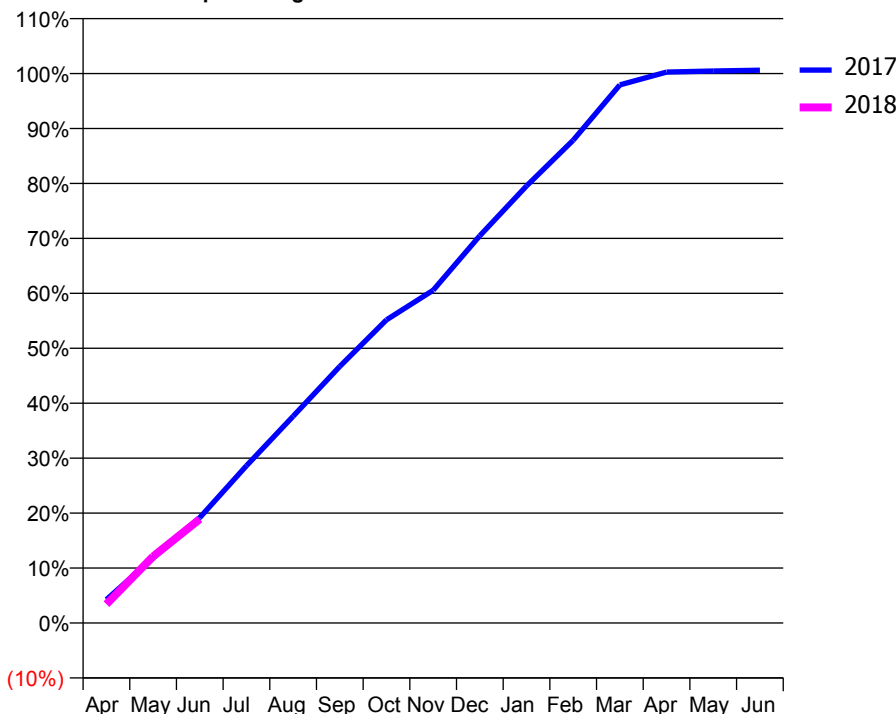
### ACCESS\*

Patients seen in 24 months	Total	Change since previous quarter
Quarter ending June 2016	9,360	
Quarter ending September 2016	9,525	→
Quarter ending December 2016	9,504	→
Quarter ending March 2017	9,593	→
Quarter ending June 2017	9,684	→
<b>Variance since June 2016</b>	<b>3.5%</b>	<b>↑</b>



### ACTIVITY

Cumulative percentage of contracted UDA delivered 2017 & 2018



Adjusted Scheduled Activity (UDA)

Month	2017	2018
April	1,015	820
May	2,824	2,883
June	4,566	4,501
July	6,815	
August	8,956	
September	11,119	
October	13,135	
November	14,420	
December	16,779	
January	18,934	
February	20,920	
March	23,315	
April	23,873	
May	23,916	
June	23,952	

### QUALITY

	Quantity	Base Number	Contract	AT	Region	England
% of FP17s for the same patient ID Re-attending within 3 months - Children	96	1,101	8.7%	11.3%	11.6%	12.0%
% of FP17s for the same patient ID Re-attending within 3 months - Adults	281	1,892	14.9%	15.1%	15.9%	16.0%
% of FP17s for the same patient ID Re-attending between 3 & 9 months - Children	587	1,101	53.3%	57.4%	60.4%	58.0%
% of FP17s for the same patient ID Re-attending between 3 & 9 months - Adults	834	1,892	44.1%	48.4%	52.3%	50.9%
% of FP17s for Band 1 Urgent Courses	187	2,449	7.6%	9.6%	9.5%	9.1%
% of FP17s Relating to Free Repair or Replacements	20	2,449	0.8%	0.7%	0.7%	0.8%
% of FP17s Relating to Continuations	6	2,449	0.2%	0.8%	1.0%	1.1%
% of Patients satisfied with the dentistry they have received	20	20	100.0%	92.9%	91.9%	91.7%
% of Patients satisfied with the time they had to wait for an appointment	19	20	95.0%	90.0%	88.0%	88.0%

\* This is based on patients treated on this contract for their most recent course of treatment. Figures in italics indicate the base number of FP17s or Patient Questionnaire responses are less than 100. N/A is shown where the base number of responses is less than 10 during the period. % is calculated as Quantity/Base number\*100



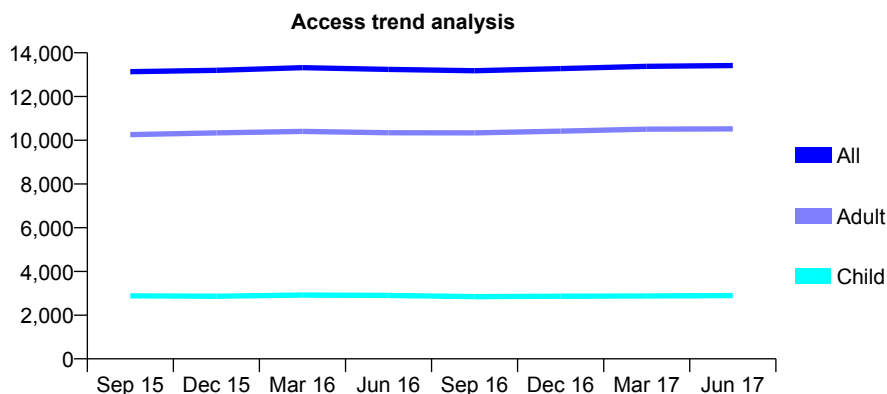
## Q69 - Vital Signs At a Glance Contract Report for 134384/0001 - June 2017

Name or company name	Cambridge Street Dental Practice LTD
Contract type name	GDS Contract
Purpose of contract	General
Contract start date	01/05/2013
Contract end date	

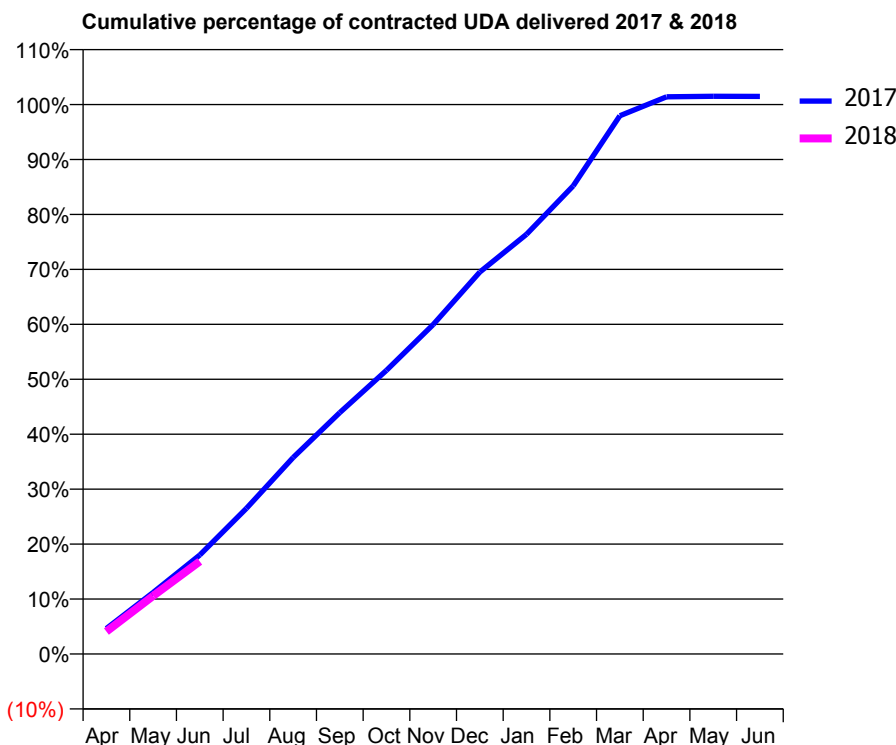
17/18 Contracted general activity (UDA)	40,939
Carry forward general activity (UDA)	0
17/18 Contracted orthodontic activity (UOA)	0
Carry forward orthodontic activity (UOA)	0
Baseline contract value	£987,900.40

### ACCESS\*

Patients seen in 24 months	Total	Change since previous quarter
Quarter ending June 2016	13,243	
Quarter ending September 2016	13,182	→
Quarter ending December 2016	13,279	→
Quarter ending March 2017	13,381	→
Quarter ending June 2017	13,416	→
<b>Variance since June 2016</b>	<b>1.3%</b>	<b>→</b>



### ACTIVITY



Month	Adjusted Scheduled Activity (UDA)	
	2017	2018
April	1,901	1,675
May	4,583	4,330
June	7,378	6,901
July	10,851	
August	14,644	
September	17,991	
October	21,134	
November	24,540	
December	28,457	
January	31,271	
February	34,872	
March	40,101	
April	41,515	
May	41,552	
June	41,543	

### QUALITY

	Quantity	Base Number	Contract	AT	Region	England
% of FP17s for the same patient ID Re-attending within 3 months - Children	88	972	9.1%	11.3%	11.6%	12.0%
% of FP17s for the same patient ID Re-attending within 3 months - Adults	558	3,033	18.4%	15.1%	15.9%	16.0%
% of FP17s for the same patient ID Re-attending between 3 & 9 months - Children	559	972	57.5%	57.4%	60.4%	58.0%
% of FP17s for the same patient ID Re-attending between 3 & 9 months - Adults	1,458	3,033	48.1%	48.4%	52.3%	50.9%
% of FP17s for Band 1 Urgent Courses	374	3,346	11.2%	9.6%	9.5%	9.1%
% of FP17s Relating to Free Repair or Replacements	41	3,346	1.2%	0.7%	0.7%	0.8%
% of FP17s Relating to Continuations	65	3,346	1.9%	0.8%	1.0%	1.1%
% of Patients satisfied with the dentistry they have received	39	41	95.1%	92.9%	91.9%	91.7%
% of Patients satisfied with the time they had to wait for an appointment	41	41	100.0%	90.0%	88.0%	88.0%

\* This is based on patients treated on this contract for their most recent course of treatment. Figures in italics indicate the base number of FP17s or Patient Questionnaire responses are less than 100. N/A is shown where the base number of responses is less than 10 during the period. % is calculated as Quantity/Base number\*100

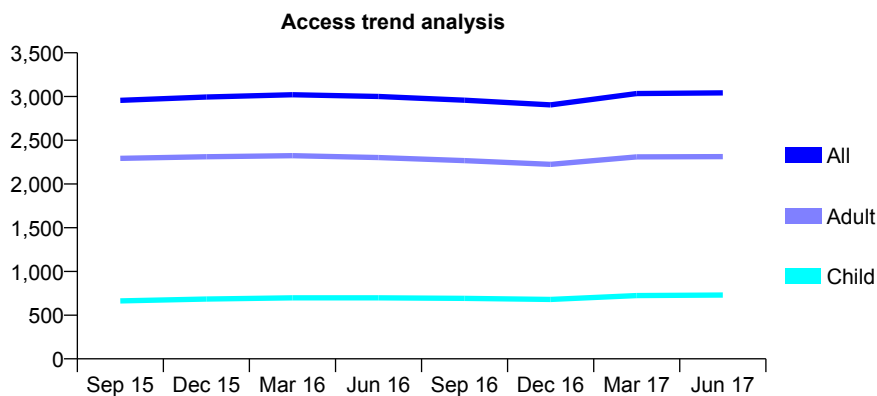
## Q69 - Vital Signs At a Glance Contract Report for 136425/0001 - June 2017

Name or company name	Barsar Ltd
Contract type name	GDS Contract
Purpose of contract	General
Contract start date	01/09/2011
Contract end date	

17/18 Contracted general activity (UDA)	7,016
Carry forward general activity (UDA)	0
17/18 Contracted orthodontic activity (UOA)	0
Carry forward orthodontic activity (UOA)	0
Baseline contract value	£146,791.73

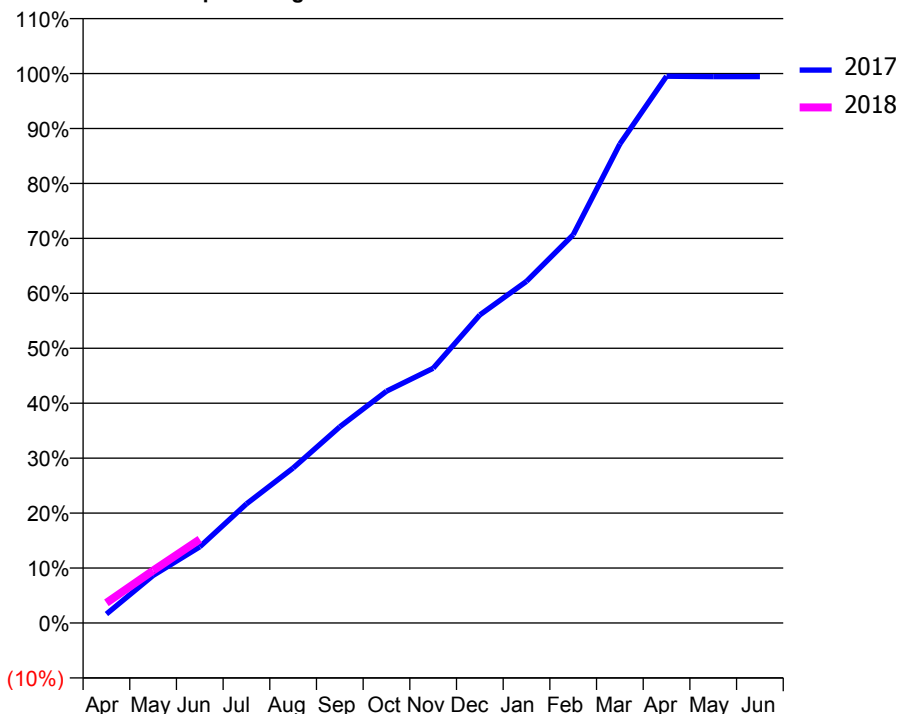
### ACCESS\*

Patients seen in 24 months	Total	Change since previous quarter
Quarter ending June 2016	3,000	
Quarter ending September 2016	2,958	↓
Quarter ending December 2016	2,904	↓
Quarter ending March 2017	3,034	↑
Quarter ending June 2017	3,042	→
<b>Variance since June 2016</b>	<b>1.4%</b>	<b>→</b>



### ACTIVITY

Cumulative percentage of contracted UDA delivered 2017 & 2018



Month	Adjusted Scheduled Activity (UDA)	
	2017	2018
April	114	258
May	607	671
June	974	1,068
July	1,522	
August	1,978	
September	2,506	
October	2,961	
November	3,252	
December	3,934	
January	4,363	
February	4,957	
March	6,117	
April	6,981	
May	6,977	
June	6,976	

### QUALITY

	Quantity	Base Number	Contract	AT	Region	England
% of FP17s for the same patient ID Re-attending within 3 months - Children	23	236	9.7%	11.3%	11.6%	12.0%
% of FP17s for the same patient ID Re-attending within 3 months - Adults	152	725	21.0%	15.1%	15.9%	16.0%
% of FP17s for the same patient ID Re-attending between 3 & 9 months - Children	127	236	53.8%	57.4%	60.4%	58.0%
% of FP17s for the same patient ID Re-attending between 3 & 9 months - Adults	288	725	39.7%	48.4%	52.3%	50.9%
% of FP17s for Band 1 Urgent Courses	79	563	14.0%	9.6%	9.5%	9.1%
% of FP17s Relating to Free Repair or Replacements	7	563	1.2%	0.7%	0.7%	0.8%
% of FP17s Relating to Continuations	5	563	0.9%	0.8%	1.0%	1.1%
% of Patients satisfied with the dentistry they have received	5	5	N/A	92.9%	91.9%	91.7%
% of Patients satisfied with the time they had to wait for an appointment	5	5	N/A	90.0%	88.0%	88.0%

\* This is based on patients treated on this contract for their most recent course of treatment. Figures in italics indicate the base number of FP17s or Patient Questionnaire responses are less than 100. N/A is shown where the base number of responses is less than 10 during the period. % is calculated as Quantity/Base number\*100

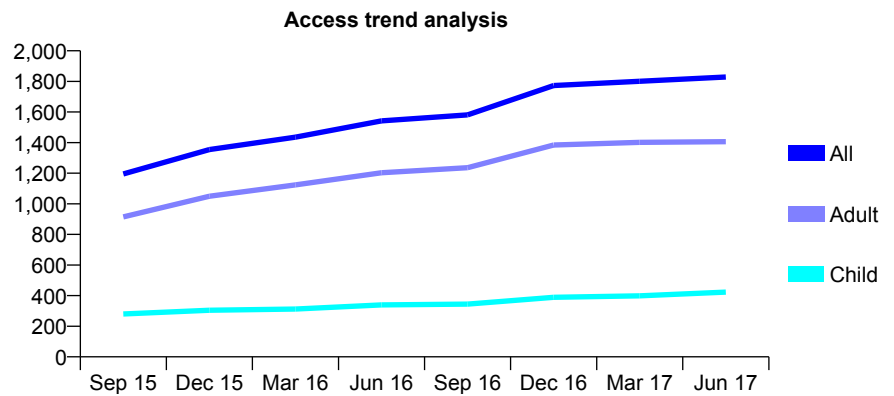
## Q69 - Vital Signs At a Glance Contract Report for 136425/0002 - June 2017

Name or company name	Barsar Ltd
Contract type name	GDS Contract
Purpose of contract	General
Contract start date	20/01/2015
Contract end date	

17/18 Contracted general activity (UDA)	4,510
Carry forward general activity (UDA)	0
17/18 Contracted orthodontic activity (UOA)	0
Carry forward orthodontic activity (UOA)	0
Baseline contract value	£95,732.65

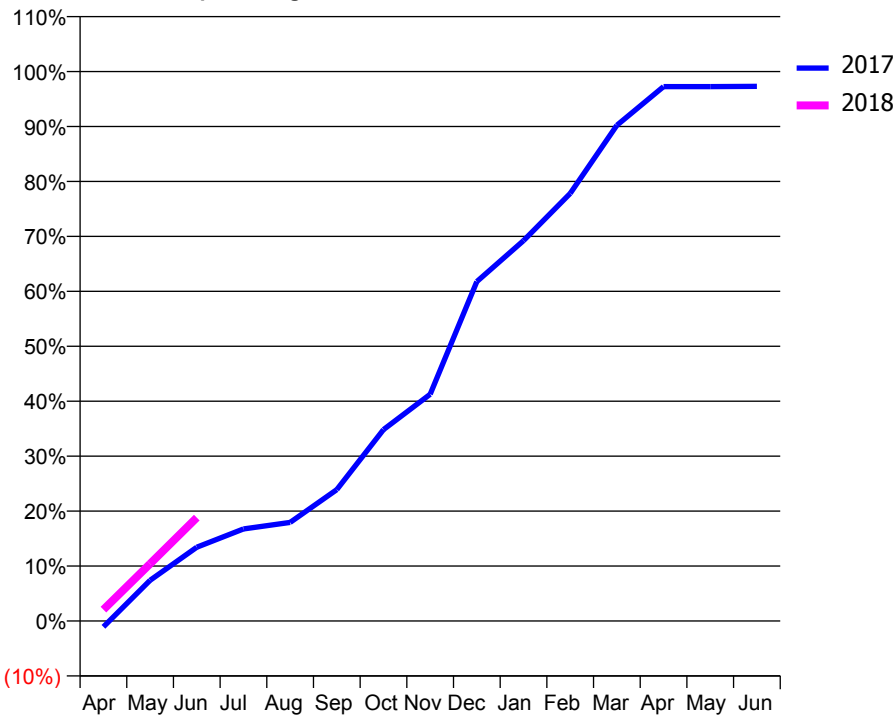
### ACCESS\*

Patients seen in 24 months	Total	Change since previous quarter
Quarter ending June 2016	1,542	
Quarter ending September 2016	1,581	↑
Quarter ending December 2016	1,773	↑
Quarter ending March 2017	1,801	→
Quarter ending June 2017	1,829	→
<b>Variance since June 2016</b>	<b>18.6%</b>	<b>↑</b>



### ACTIVITY

Cumulative percentage of contracted UDA delivered 2017 & 2018



Month	Adjusted Scheduled Activity (UDA)	
	2017	2018
April	-49	94
May	334	470
June	606	849
July	756	
August	809	
September	1,079	
October	1,571	
November	1,861	
December	2,785	
January	3,122	
February	3,509	
March	4,068	
April	4,386	
May	4,386	
June	4,388	

### QUALITY

	Quantity	Base Number	Contract	AT	Region	England
% of FP17s for the same patient ID Re-attending within 3 months - Children	6	154	3.9%	11.3%	11.6%	12.0%
% of FP17s for the same patient ID Re-attending within 3 months - Adults	55	392	14.0%	15.1%	15.9%	16.0%
% of FP17s for the same patient ID Re-attending between 3 & 9 months - Children	80	154	51.9%	57.4%	60.4%	58.0%
% of FP17s for the same patient ID Re-attending between 3 & 9 months - Adults	189	392	48.2%	48.4%	52.3%	50.9%
% of FP17s for Band 1 Urgent Courses	61	422	14.5%	9.6%	9.5%	9.1%
% of FP17s Relating to Free Repair or Replacements	2	422	0.5%	0.7%	0.7%	0.8%
% of FP17s Relating to Continuations	0	422	0.0%	0.8%	1.0%	1.1%
% of Patients satisfied with the dentistry they have received	5	5	N/A	92.9%	91.9%	91.7%
% of Patients satisfied with the time they had to wait for an appointment	4	5	N/A	90.0%	88.0%	88.0%

\* This is based on patients treated on this contract for their most recent course of treatment. Figures in italics indicate the base number of FP17s or Patient Questionnaire responses are less than 100. N/A is shown where the base number of responses is less than 10 during the period. % is calculated as Quantity/Base number\*100

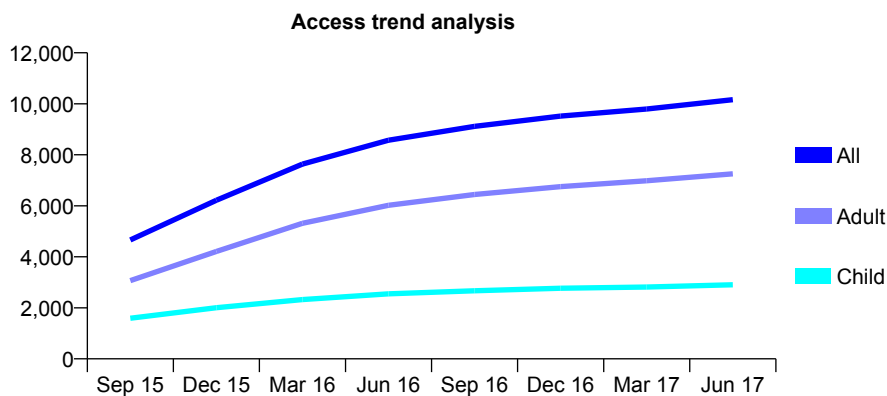
## Q69 - Vital Signs At a Glance Contract Report for 137588/0006 - June 2017

Name or company name	Damira Dental Studios Ltd
Contract type name	Pilot Contract
Purpose of contract	General
Contract start date	01/04/2015
Contract end date	

17/18 Contracted general activity (UDA)	46,702
Carry forward general activity (UDA)	0
17/18 Contracted orthodontic activity (UOA)	0
Carry forward orthodontic activity (UOA)	0
Baseline contract value	£1,202,186.18

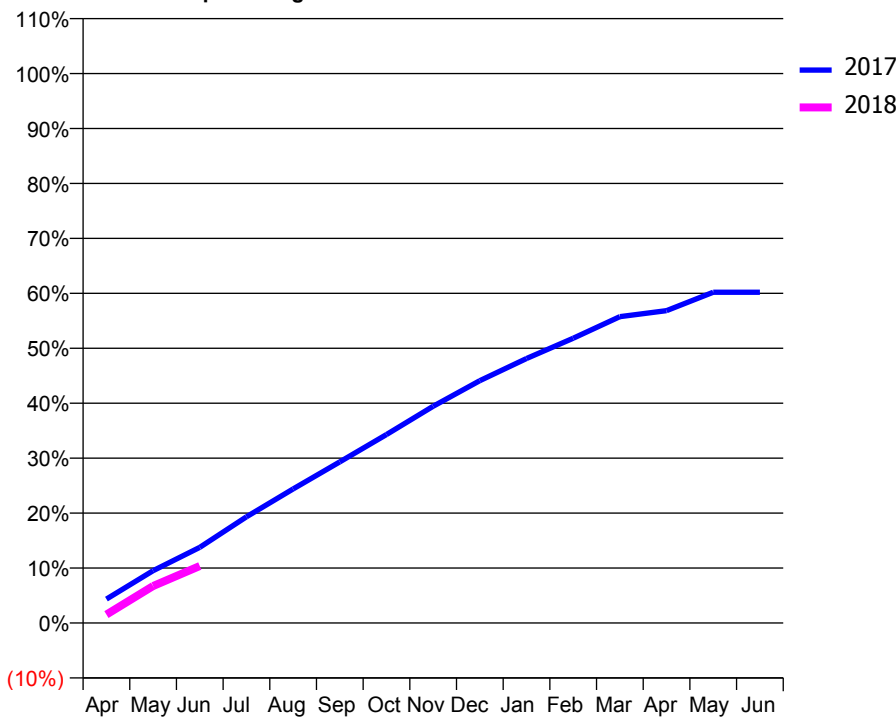
### ACCESS\*

Patients seen in 24 months	Total	Change since previous quarter
Quarter ending June 2016	8,573	
Quarter ending September 2016	9,114	↑
Quarter ending December 2016	9,520	↑
Quarter ending March 2017	9,797	↑
Quarter ending June 2017	10,161	↑
<b>Variance since June 2016</b>	<b>18.5%</b>	<b>↑</b>



### ACTIVITY

Cumulative percentage of contracted UDA delivered 2017 & 2018



Month	Adjusted Scheduled Activity (UDA)	
	2017	2018
April	2,029	725
May	4,451	3,140
June	6,429	4,843
July	9,024	
August	11,393	
September	13,697	
October	16,018	
November	18,419	
December	20,596	
January	22,479	
February	24,199	
March	26,039	
April	26,550	
May	28,109	
June	28,110	

### QUALITY

	Quantity	Base Number	Contract	AT	Region	England
% of FP17s for the same patient ID Re-attending within 3 months - Children	55	1,086	5.1%	11.3%	11.6%	12.0%
% of FP17s for the same patient ID Re-attending within 3 months - Adults	364	2,465	14.8%	15.1%	15.9%	16.0%
% of FP17s for the same patient ID Re-attending between 3 & 9 months - Children	669	1,086	61.6%	57.4%	60.4%	58.0%
% of FP17s for the same patient ID Re-attending between 3 & 9 months - Adults	1,135	2,465	46.0%	48.4%	52.3%	50.9%
% of FP17s for Band 1 Urgent Courses	188	2,517	7.5%	9.6%	9.5%	9.1%
% of FP17s Relating to Free Repair or Replacements	9	2,517	0.4%	0.7%	0.7%	0.8%
% of FP17s Relating to Continuations	29	2,517	1.2%	0.8%	1.0%	1.1%
% of Patients satisfied with the dentistry they have received	12	13	92.3%	92.9%	91.9%	91.7%
% of Patients satisfied with the time they had to wait for an appointment	10	13	76.9%	90.0%	88.0%	88.0%

\* This is based on patients treated on this contract for their most recent course of treatment. Figures in italics indicate the base number of FP17s or Patient Questionnaire responses are less than 100. N/A is shown where the base number of responses is less than 10 during the period. % is calculated as Quantity/Base number\*100

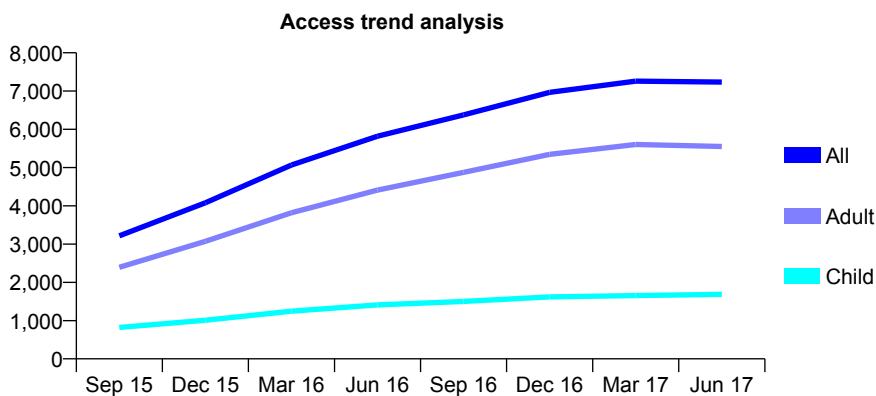
## Q69 - Vital Signs At a Glance Contract Report for 137588/0007 - June 2017

Name or company name	Damira Dental Studios Ltd
Contract type name	GDS Contract
Purpose of contract	General
Contract start date	01/04/2015
Contract end date	

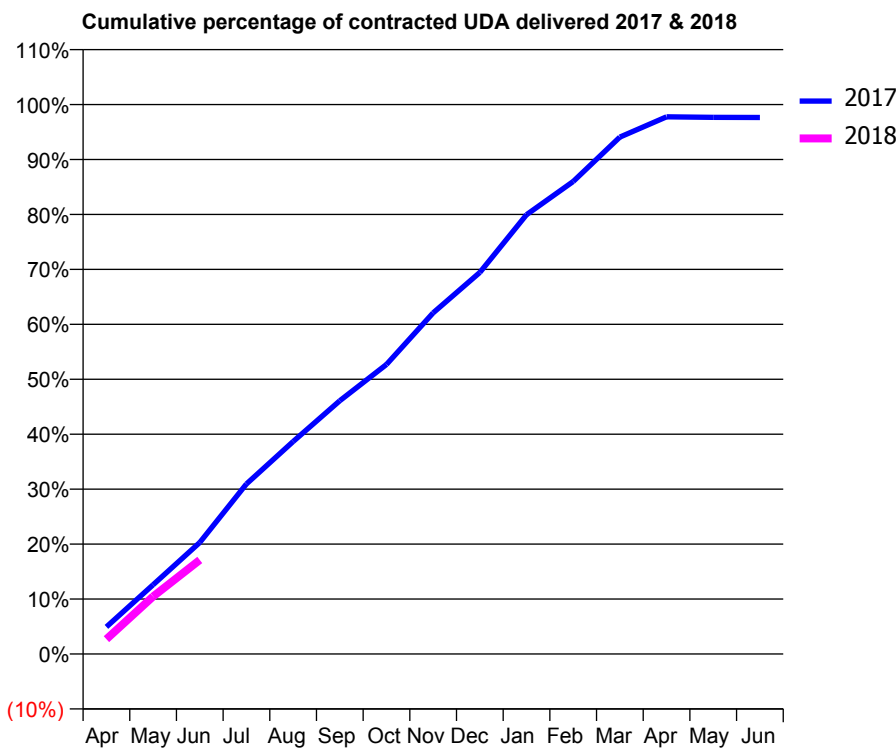
17/18 Contracted general activity (UDA)	22,500
Carry forward general activity (UDA)	0
17/18 Contracted orthodontic activity (UOA)	0
Carry forward orthodontic activity (UOA)	0
Baseline contract value	£542,958.81

### ACCESS\*

Patients seen in 24 months	Total	Change since previous quarter
Quarter ending June 2016	5,819	
Quarter ending September 2016	6,378	↑
Quarter ending December 2016	6,965	↑
Quarter ending March 2017	7,260	↑
Quarter ending June 2017	7,234	→
<b>Variance since June 2016</b>	<b>24.3%</b>	<b>↑</b>



### ACTIVITY



Month	Adjusted Scheduled Activity (UDA)	
	2017	2018
April	1,108	609
May	2,834	2,358
June	4,567	3,854
July	6,962	
August	8,701	
September	10,370	
October	11,855	
November	13,972	
December	15,624	
January	17,987	
February	19,346	
March	21,167	
April	21,997	
May	21,976	
June	21,969	

### QUALITY

	Quantity	Base Number	Contract	AT	Region	England
% of FP17s for the same patient ID Re-attending within 3 months - Children	65	574	11.3%	11.3%	11.6%	12.0%
% of FP17s for the same patient ID Re-attending within 3 months - Adults	308	1,565	19.7%	15.1%	15.9%	16.0%
% of FP17s for the same patient ID Re-attending between 3 & 9 months - Children	281	574	49.0%	57.4%	60.4%	58.0%
% of FP17s for the same patient ID Re-attending between 3 & 9 months - Adults	591	1,565	37.8%	48.4%	52.3%	50.9%
% of FP17s for Band 1 Urgent Courses	434	1,806	24.0%	9.6%	9.5%	9.1%
% of FP17s Relating to Free Repair or Replacements	10	1,806	0.6%	0.7%	0.7%	0.8%
% of FP17s Relating to Continuations	13	1,806	0.7%	0.8%	1.0%	1.1%
% of Patients satisfied with the dentistry they have received	17	19	89.5%	92.9%	91.9%	91.7%
% of Patients satisfied with the time they had to wait for an appointment	16	19	84.2%	90.0%	88.0%	88.0%

\* This is based on patients treated on this contract for their most recent course of treatment. Figures in italics indicate the base number of FP17s or Patient Questionnaire responses are less than 100. N/A is shown where the base number of responses is less than 10 during the period. % is calculated as Quantity/Base number\*100

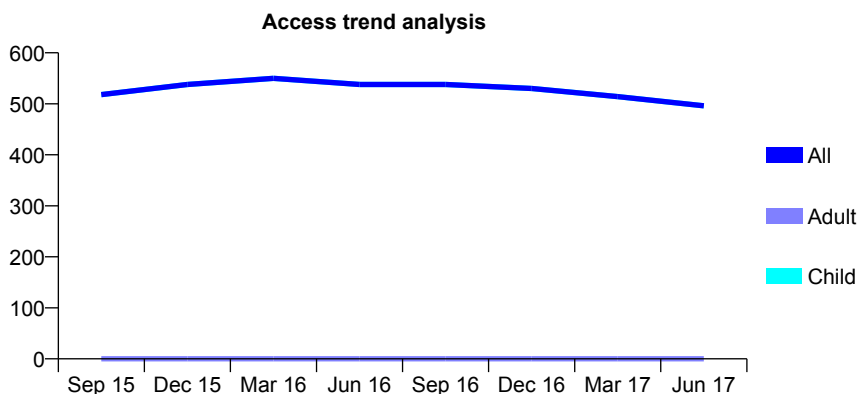
## Q69 - Vital Signs At a Glance Contract Report for 138770/0001 - June 2017

Name or company name	Greystone Dental Surgery
Contract type name	GDS Contract
Purpose of contract	General
Contract start date	18/03/2014
Contract end date	

17/18 Contracted general activity (UDA)	963
Carry forward general activity (UDA)	0
17/18 Contracted orthodontic activity (UOA)	0
Carry forward orthodontic activity (UOA)	0
Baseline contract value	£17,041.33

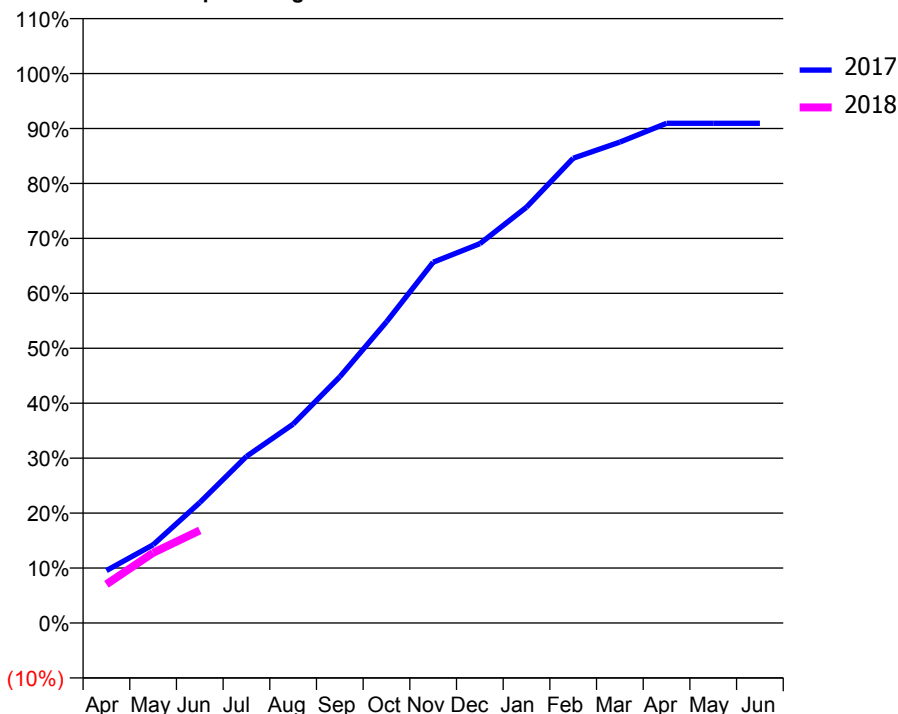
### ACCESS\*

Patients seen in 24 months	Total	Change since previous quarter
Quarter ending June 2016	538	
Quarter ending September 2016	538	→
Quarter ending December 2016	530	↓
Quarter ending March 2017	514	↓
Quarter ending June 2017	496	↓
<b>Variance since June 2016</b>	<b>(7.8%)</b>	<b>↓</b>



### ACTIVITY

Cumulative percentage of contracted UDA delivered 2017 & 2018



Adjusted Scheduled Activity (UDA)

Month	2017	2018
April	92	68
May	137	123
June	211	162
July	292	
August	349	
September	432	
October	528	
November	632	
December	665	
January	729	
February	815	
March	843	
April	876	
May	876	
June	876	

### QUALITY

	Quantity	Base Number	Contract	AT	Region	England
% of FP17s for the same patient ID Re-attending within 3 months - Children	5	161	3.1%	11.3%	11.6%	12.0%
% of FP17s for the same patient ID Re-attending within 3 months - Adults	0	0	N/A	15.1%	15.9%	16.0%
% of FP17s for the same patient ID Re-attending between 3 & 9 months - Children	108	161	67.1%	57.4%	60.4%	58.0%
% of FP17s for the same patient ID Re-attending between 3 & 9 months - Adults	0	0	N/A	48.4%	52.3%	50.9%
% of FP17s for Band 1 Urgent Courses	2	136	1.5%	9.6%	9.5%	9.1%
% of FP17s Relating to Free Repair or Replacements	0	136	0.0%	0.7%	0.7%	0.8%
% of FP17s Relating to Continuations	2	136	1.5%	0.8%	1.0%	1.1%
% of Patients satisfied with the dentistry they have received	1	1	N/A	92.9%	91.9%	91.7%
% of Patients satisfied with the time they had to wait for an appointment	1	1	N/A	90.0%	88.0%	88.0%

\* This is based on patients treated on this contract for their most recent course of treatment. Figures in italics indicate the base number of FP17s or Patient Questionnaire responses are less than 100. N/A is shown where the base number of responses is less than 10 during the period. % is calculated as Quantity/Base number\*100

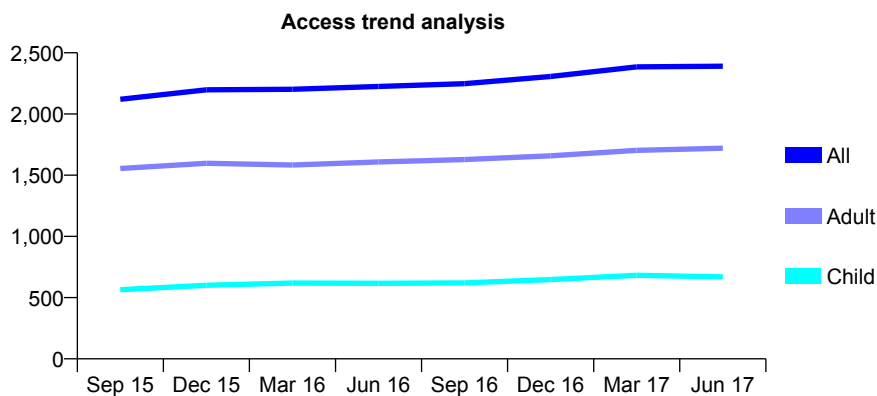
## Q69 - Vital Signs At a Glance Contract Report for 139610/0002 - June 2017

Name or company name	OPTIMA CARE (MAIDENHEAD) Ltd
Contract type name	GDS Contract
Purpose of contract	General
Contract start date	24/09/2012
Contract end date	

17/18 Contracted general activity (UDA)	4,658
Carry forward general activity (UDA)	0
17/18 Contracted orthodontic activity (UOA)	0
Carry forward orthodontic activity (UOA)	0
Baseline contract value	£106,425.96

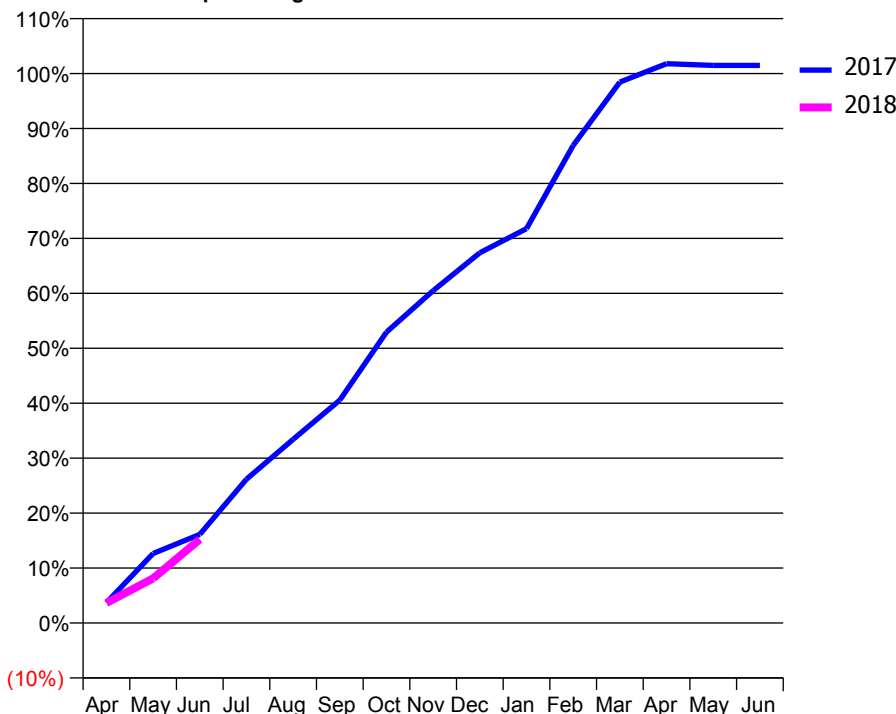
### ACCESS\*

Patients seen in 24 months	Total	Change since previous quarter
Quarter ending June 2016	2,225	
Quarter ending September 2016	2,248	→
Quarter ending December 2016	2,307	↑
Quarter ending March 2017	2,385	↑
Quarter ending June 2017	2,390	→
<b>Variance since June 2016</b>	<b>7.4%</b>	<b>↑</b>



### ACTIVITY

Cumulative percentage of contracted UDA delivered 2017 & 2018



Adjusted Scheduled Activity (UDA)

Month	2017	2018
April	186	170
May	637	378
June	811	710
July	1,317	
August	1,682	
September	2,040	
October	2,663	
November	3,043	
December	3,389	
January	3,610	
February	4,372	
March	4,951	
April	5,120	
May	5,105	
June	5,104	

### QUALITY

	Quantity	Base Number	Contract	AT	Region	England
% of FP17s for the same patient ID Re-attending within 3 months - Children	12	155	7.7%	11.3%	11.6%	12.0%
% of FP17s for the same patient ID Re-attending within 3 months - Adults	34	362	9.4%	15.1%	15.9%	16.0%
% of FP17s for the same patient ID Re-attending between 3 & 9 months - Children	87	155	56.1%	57.4%	60.4%	58.0%
% of FP17s for the same patient ID Re-attending between 3 & 9 months - Adults	115	362	31.8%	48.4%	52.3%	50.9%
% of FP17s for Band 1 Urgent Courses	29	349	8.3%	9.6%	9.5%	9.1%
% of FP17s Relating to Free Repair or Replacements	2	349	0.6%	0.7%	0.7%	0.8%
% of FP17s Relating to Continuations	0	349	0.0%	0.8%	1.0%	1.1%
% of Patients satisfied with the dentistry they have received	3	4	N/A	92.9%	91.9%	91.7%
% of Patients satisfied with the time they had to wait for an appointment	4	4	N/A	90.0%	88.0%	88.0%

\* This is based on patients treated on this contract for their most recent course of treatment. Figures in italics indicate the base number of FP17s or Patient Questionnaire responses are less than 100. N/A is shown where the base number of responses is less than 10 during the period. % is calculated as Quantity/Base number\*100

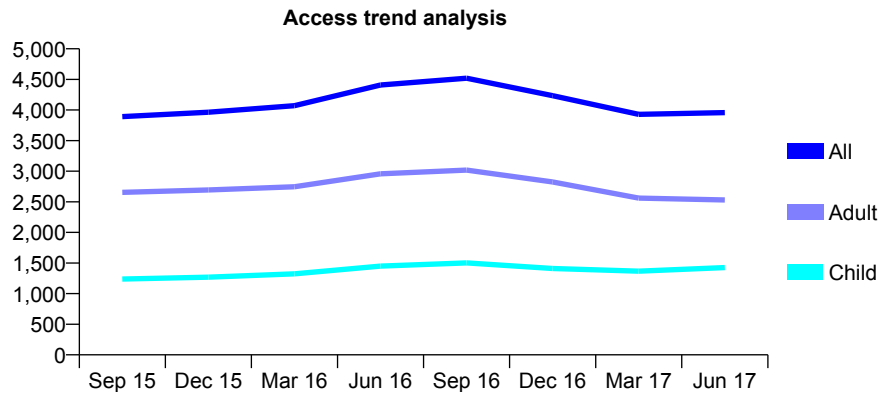
## Q69 - Vital Signs At a Glance Contract Report for 139777/0001 - June 2017

Name or company name	Alluradent Ltd
Contract type name	GDS Contract
Purpose of contract	General
Contract start date	01/12/2010
Contract end date	

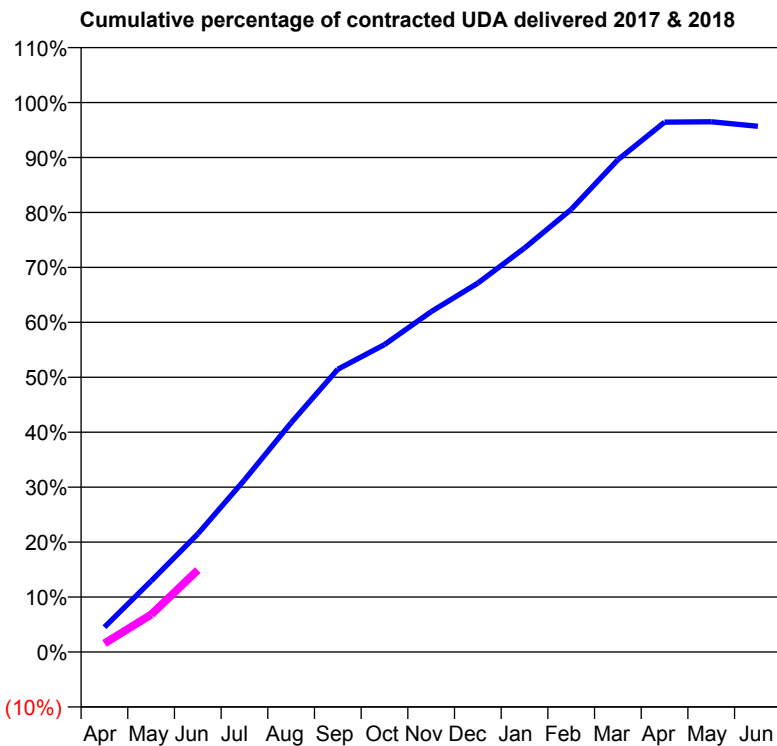
17/18 Contracted general activity (UDA)	6,996
Carry forward general activity (UDA)	0
17/18 Contracted orthodontic activity (UOA)	0
Carry forward orthodontic activity (UOA)	0
Baseline contract value	£159,352.71

### ACCESS\*

Patients seen in 24 months	Total	Change since previous quarter
Quarter ending June 2016	4,408	
Quarter ending September 2016	4,520	↑
Quarter ending December 2016	4,235	↓
Quarter ending March 2017	3,930	↓
Quarter ending June 2017	3,958	→
<b>Variance since June 2016</b>	<b>(10.2%)</b>	<b>↓</b>



### ACTIVITY



Month	Adjusted Scheduled Activity (UDA)	
	2017	2018
April	317	109
May	903	475
June	1,503	1,044
July	2,192	
August	2,919	
September	3,600	
October	3,914	
November	4,334	
December	4,697	
January	5,143	
February	5,635	
March	6,267	
April	6,747	
May	6,751	
June	6,692	

### QUALITY

	Quantity	Base Number	Contract	AT	Region	England
% of FP17s for the same patient ID Re-attending within 3 months - Children	34	506	6.7%	11.3%	11.6%	12.0%
% of FP17s for the same patient ID Re-attending within 3 months - Adults	114	724	15.7%	15.1%	15.9%	16.0%
% of FP17s for the same patient ID Re-attending between 3 & 9 months - Children	175	506	34.6%	57.4%	60.4%	58.0%
% of FP17s for the same patient ID Re-attending between 3 & 9 months - Adults	167	724	23.1%	48.4%	52.3%	50.9%
% of FP17s for Band 1 Urgent Courses	83	624	13.3%	9.6%	9.5%	9.1%
% of FP17s Relating to Free Repair or Replacements	4	624	0.6%	0.7%	0.7%	0.8%
% of FP17s Relating to Continuations	2	624	0.3%	0.8%	1.0%	1.1%
% of Patients satisfied with the dentistry they have received	11	13	84.6%	92.9%	91.9%	91.7%
% of Patients satisfied with the time they had to wait for an appointment	10	13	76.9%	90.0%	88.0%	88.0%

\* This is based on patients treated on this contract for their most recent course of treatment. Figures in italics indicate the base number of FP17s or Patient Questionnaire responses are less than 100. N/A is shown where the base number of responses is less than 10 during the period. % is calculated as Quantity/Base number\*100



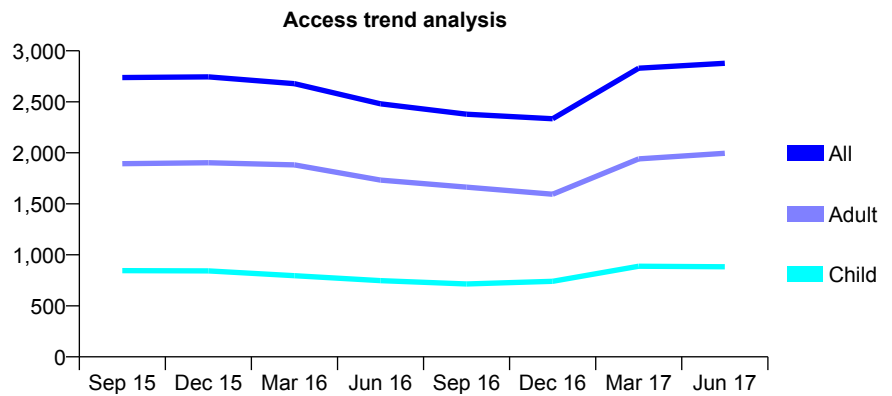
## Q69 - Vital Signs At a Glance Contract Report for 139777/0002 - June 2017

Name or company name	Alluradent Ltd
Contract type name	GDS Contract
Purpose of contract	General
Contract start date	01/12/2010
Contract end date	

17/18 Contracted general activity (UDA)	6,300
Carry forward general activity (UDA)	0
17/18 Contracted orthodontic activity (UOA)	0
Carry forward orthodontic activity (UOA)	0
Baseline contract value	£143,241.72

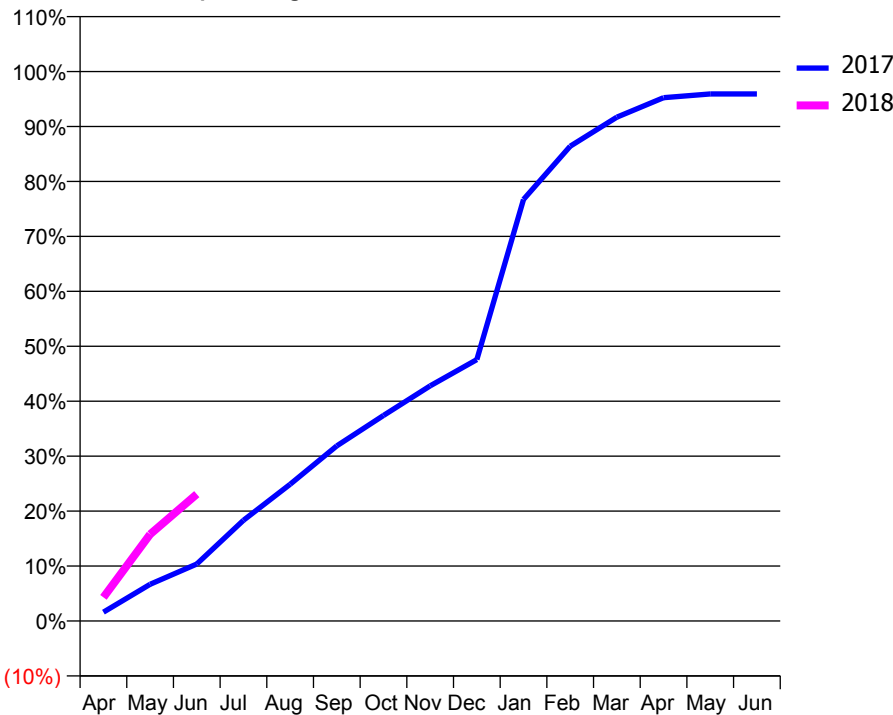
### ACCESS\*

Patients seen in 24 months	Total	Change since previous quarter
Quarter ending June 2016	2,480	
Quarter ending September 2016	2,378	↓
Quarter ending December 2016	2,334	↓
Quarter ending March 2017	2,829	↑
Quarter ending June 2017	2,878	→
<b>Variance since June 2016</b>	<b>16.0%</b>	<b>↑</b>



### ACTIVITY

Cumulative percentage of contracted UDA delivered 2017 & 2018



Month	Adjusted Scheduled Activity (UDA)	
	2017	2018
April	101	272
May	421	994
June	653	1,454
July	1,156	
August	1,568	
September	2,009	
October	2,356	
November	2,695	
December	2,998	
January	4,833	
February	5,444	
March	5,777	
April	6,000	
May	6,043	
June	6,043	

### QUALITY

	Quantity	Base Number	Contract	AT	Region	England
% of FP17s for the same patient ID Re-attending within 3 months - Children	9	280	3.2%	11.3%	11.6%	12.0%
% of FP17s for the same patient ID Re-attending within 3 months - Adults	49	582	8.4%	15.1%	15.9%	16.0%
% of FP17s for the same patient ID Re-attending between 3 & 9 months - Children	116	280	41.4%	57.4%	60.4%	58.0%
% of FP17s for the same patient ID Re-attending between 3 & 9 months - Adults	158	582	27.1%	48.4%	52.3%	50.9%
% of FP17s for Band 1 Urgent Courses	132	749	17.6%	9.6%	9.5%	9.1%
% of FP17s Relating to Free Repair or Replacements	7	749	0.9%	0.7%	0.7%	0.8%
% of FP17s Relating to Continuations	3	749	0.4%	0.8%	1.0%	1.1%
% of Patients satisfied with the dentistry they have received	5	5	N/A	92.9%	91.9%	91.7%
% of Patients satisfied with the time they had to wait for an appointment	4	5	N/A	90.0%	88.0%	88.0%

\* This is based on patients treated on this contract for their most recent course of treatment. Figures in italics indicate the base number of FP17s or Patient Questionnaire responses are less than 100. N/A is shown where the base number of responses is less than 10 during the period. % is calculated as Quantity/Base number\*100

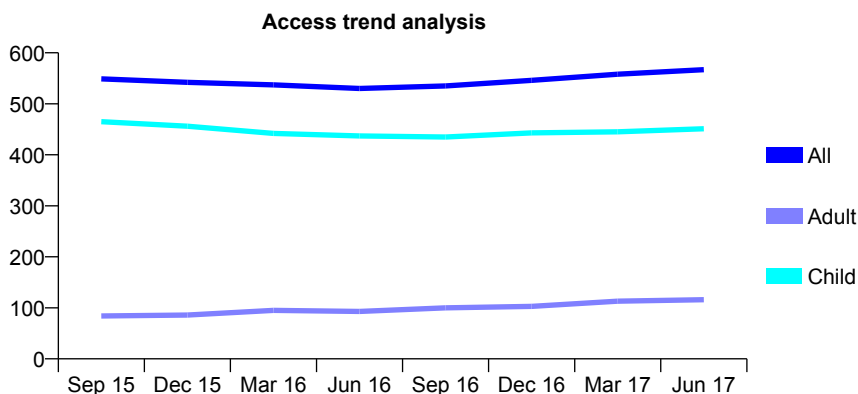
## Q69 - Vital Signs At a Glance Contract Report for 139831/0001 - June 2017

Name or company name	High Street Dental Practice (Pangbourne) L
Contract type name	GDS Contract
Purpose of contract	General
Contract start date	01/08/2010
Contract end date	

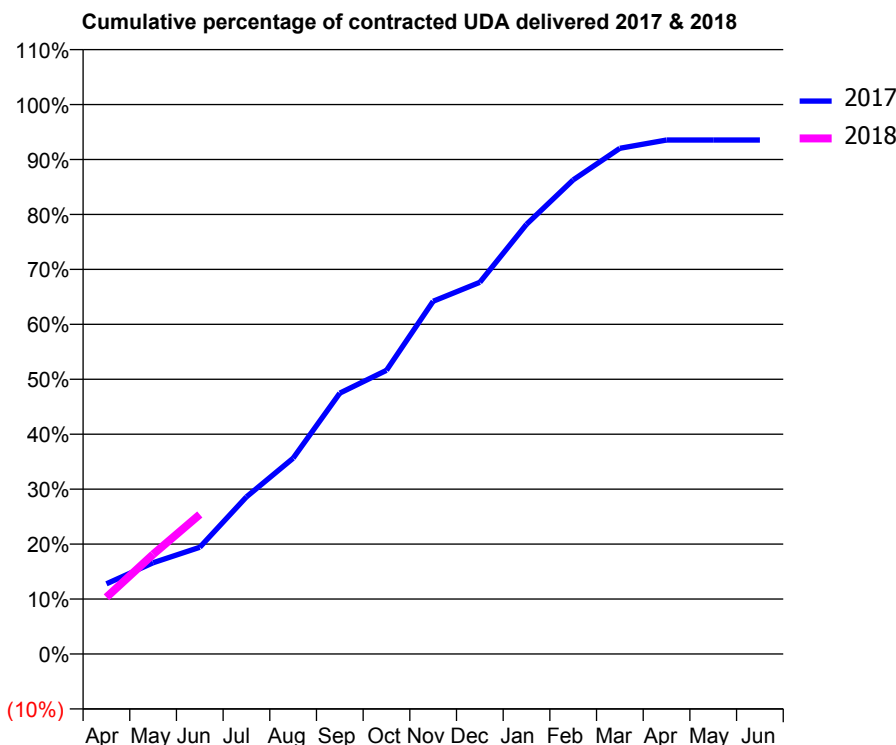
17/18 Contracted general activity (UDA)	940
Carry forward general activity (UDA)	0
17/18 Contracted orthodontic activity (UOA)	0
Carry forward orthodontic activity (UOA)	0
Baseline contract value	£17,151.65

### ACCESS\*

Patients seen in 24 months	Total	Change since previous quarter
Quarter ending June 2016	530	
Quarter ending September 2016	535	→
Quarter ending December 2016	546	↑
Quarter ending March 2017	558	↑
Quarter ending June 2017	567	→
<b>Variance since June 2016</b>	<b>7.0%</b>	<b>↑</b>



### ACTIVITY



Adjusted Scheduled Activity (UDA)		
Month	2017	2018
April	120	97
May	156	170
June	183	239
July	269	
August	335	
September	446	
October	485	
November	603	
December	636	
January	735	
February	811	
March	865	
April	879	
May	879	
June	879	

### QUALITY

	Quantity	Base Number	Contract	AT	Region	England
% of FP17s for the same patient ID Re-attending within 3 months - Children	6	199	3.0%	11.3%	11.6%	12.0%
% of FP17s for the same patient ID Re-attending within 3 months - Adults	1	27	3.7%	15.1%	15.9%	16.0%
% of FP17s for the same patient ID Re-attending between 3 & 9 months - Children	145	199	72.9%	57.4%	60.4%	58.0%
% of FP17s for the same patient ID Re-attending between 3 & 9 months - Adults	17	27	63.0%	48.4%	52.3%	50.9%
% of FP17s for Band 1 Urgent Courses	4	216	1.9%	9.6%	9.5%	9.1%
% of FP17s Relating to Free Repair or Replacements	0	216	0.0%	0.7%	0.7%	0.8%
% of FP17s Relating to Continuations	0	216	0.0%	0.8%	1.0%	1.1%
% of Patients satisfied with the dentistry they have received	0	0	N/A	92.9%	91.9%	91.7%
% of Patients satisfied with the time they had to wait for an appointment	0	0	N/A	90.0%	88.0%	88.0%

\* This is based on patients treated on this contract for their most recent course of treatment. Figures in italics indicate the base number of FP17s or Patient Questionnaire responses are less than 100. N/A is shown where the base number of responses is less than 10 during the period. % is calculated as Quantity/Base number\*100

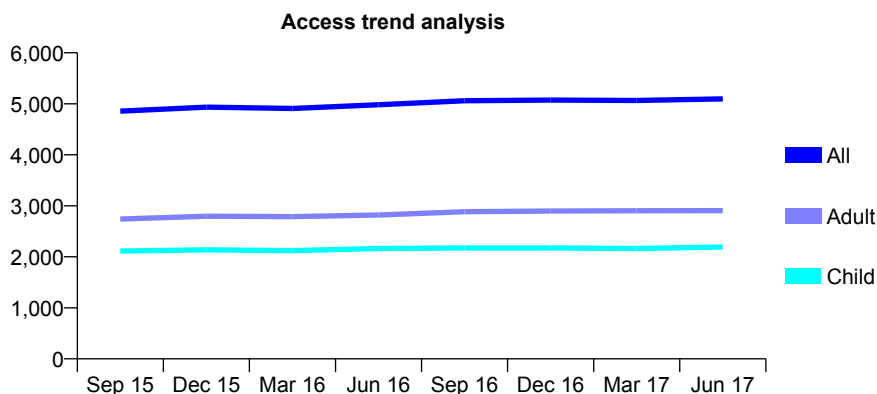
## Q69 - Vital Signs At a Glance Contract Report for 140694/0001 - June 2017

Name or company name	Abbey D. Surgery Ltd
Contract type name	GDS Contract
Purpose of contract	General
Contract start date	01/04/2008
Contract end date	

17/18 Contracted general activity (UDA)	15,878
Carry forward general activity (UDA)	0
17/18 Contracted orthodontic activity (UOA)	0
Carry forward orthodontic activity (UOA)	0
Baseline contract value	£430,830.29

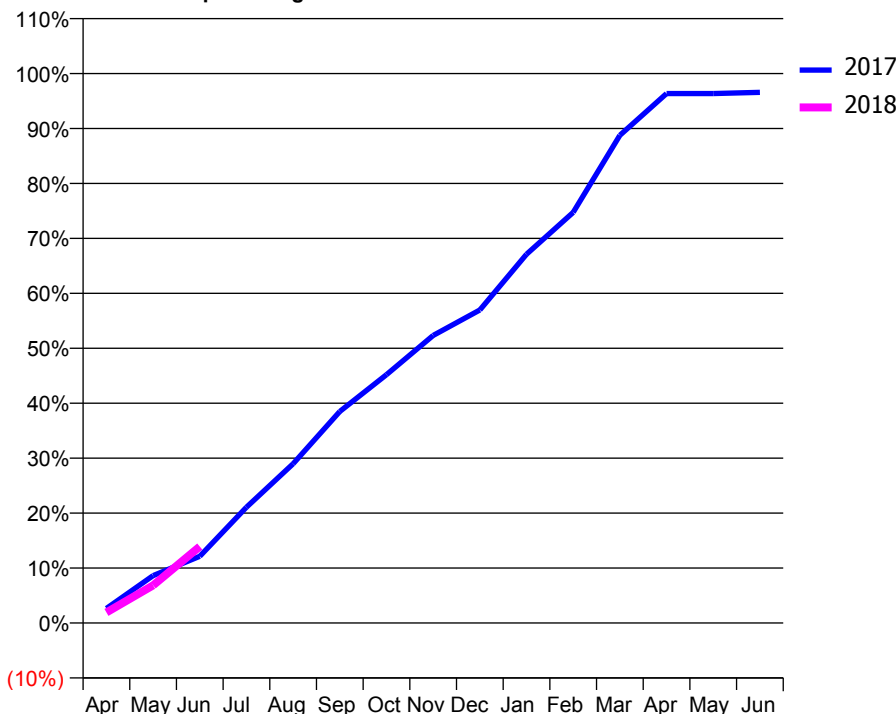
### ACCESS\*

Patients seen in 24 months	Total	Change since previous quarter
Quarter ending June 2016	4,982	
Quarter ending September 2016	5,059	→
Quarter ending December 2016	5,074	→
Quarter ending March 2017	5,066	→
Quarter ending June 2017	5,096	→
<b>Variance since June 2016</b>	<b>2.3%</b>	<b>↑</b>



### ACTIVITY

**Cumulative percentage of contracted UDA delivered 2017 & 2018**



**Adjusted Scheduled Activity (UDA)**

Month	2017	2018
April	421	308
May	1,368	1,090
June	1,928	2,208
July	3,345	
August	4,602	
September	6,112	
October	7,178	
November	8,310	
December	9,047	
January	10,655	
February	11,866	
March	14,091	
April	15,299	
May	15,299	
June	15,334	

### QUALITY

	Quantity	Base Number	Contract	AT	Region	England
% of FP17s for the same patient ID Re-attending within 3 months - Children	83	680	12.2%	11.3%	11.6%	12.0%
% of FP17s for the same patient ID Re-attending within 3 months - Adults	157	776	20.2%	15.1%	15.9%	16.0%
% of FP17s for the same patient ID Re-attending between 3 & 9 months - Children	252	680	37.1%	57.4%	60.4%	58.0%
% of FP17s for the same patient ID Re-attending between 3 & 9 months - Adults	180	776	23.2%	48.4%	52.3%	50.9%
% of FP17s for Band 1 Urgent Courses	127	831	15.3%	9.6%	9.5%	9.1%
% of FP17s Relating to Free Repair or Replacements	6	831	0.7%	0.7%	0.7%	0.8%
% of FP17s Relating to Continuations	12	831	1.4%	0.8%	1.0%	1.1%
% of Patients satisfied with the dentistry they have received	8	9	N/A	92.9%	91.9%	91.7%
% of Patients satisfied with the time they had to wait for an appointment	8	9	N/A	90.0%	88.0%	88.0%

\* This is based on patients treated on this contract for their most recent course of treatment. Figures in italics indicate the base number of FP17s or Patient Questionnaire responses are less than 100. N/A is shown where the base number of responses is less than 10 during the period. % is calculated as Quantity/Base number\*100

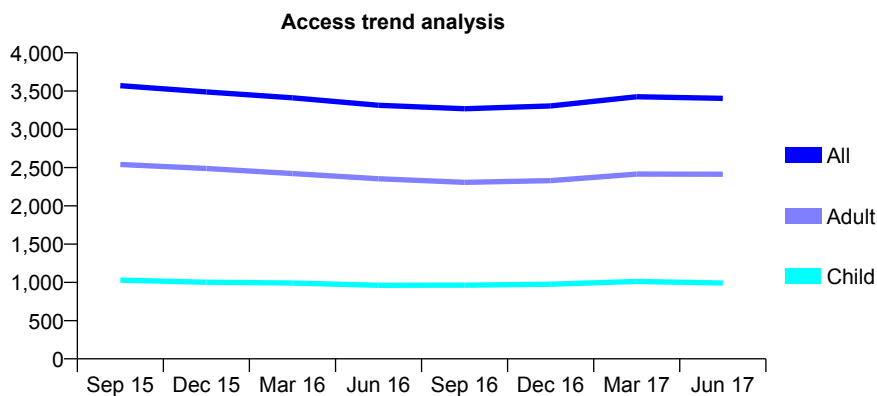
## Q69 - Vital Signs At a Glance Contract Report for 142379/0001 - June 2017

Name or company name	Bicester Dental Care
Contract type name	GDS Contract
Purpose of contract	General
Contract start date	01/10/2011
Contract end date	

17/18 Contracted general activity (UDA)	15,694
Carry forward general activity (UDA)	0
17/18 Contracted orthodontic activity (UOA)	0
Carry forward orthodontic activity (UOA)	0
Baseline contract value	£400,356.74

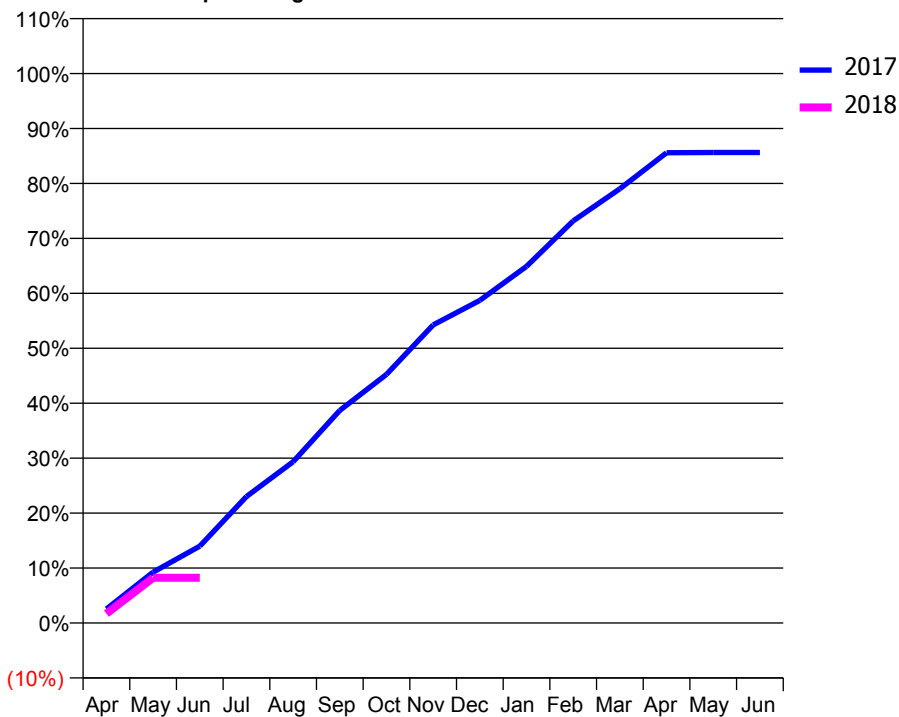
### ACCESS\*

Patients seen in 24 months	Total	Change since previous quarter
Quarter ending June 2016	3,315	
Quarter ending September 2016	3,269	↓
Quarter ending December 2016	3,305	→
Quarter ending March 2017	3,426	↑
Quarter ending June 2017	3,404	→
<b>Variance since June 2016</b>	<b>2.7%</b>	<b>↑</b>



### ACTIVITY

Cumulative percentage of contracted UDA delivered 2017 & 2018



Adjusted Scheduled Activity (UDA)

Month	2017	2018
April	403	268
May	1,453	1,292
June	2,194	1,292
July	3,613	
August	4,608	
September	6,073	
October	7,101	
November	8,515	
December	9,213	
January	10,186	
February	11,483	
March	12,403	
April	13,432	
May	13,438	
June	13,438	

### QUALITY

	Quantity	Base Number	Contract	AT	Region	England
% of FP17s for the same patient ID Re-attending within 3 months - Children	8	301	2.7%	11.3%	11.6%	12.0%
% of FP17s for the same patient ID Re-attending within 3 months - Adults	60	658	9.1%	15.1%	15.9%	16.0%
% of FP17s for the same patient ID Re-attending between 3 & 9 months - Children	204	301	67.8%	57.4%	60.4%	58.0%
% of FP17s for the same patient ID Re-attending between 3 & 9 months - Adults	351	658	53.3%	48.4%	52.3%	50.9%
% of FP17s for Band 1 Urgent Courses	51	609	8.4%	9.6%	9.5%	9.1%
% of FP17s Relating to Free Repair or Replacements	1	609	0.2%	0.7%	0.7%	0.8%
% of FP17s Relating to Continuations	1	609	0.2%	0.8%	1.0%	1.1%
% of Patients satisfied with the dentistry they have received	6	6	N/A	92.9%	91.9%	91.7%
% of Patients satisfied with the time they had to wait for an appointment	6	6	N/A	90.0%	88.0%	88.0%

\* This is based on patients treated on this contract for their most recent course of treatment. Figures in italics indicate the base number of FP17s or Patient Questionnaire responses are less than 100. N/A is shown where the base number of responses is less than 10 during the period. % is calculated as Quantity/Base number\*100

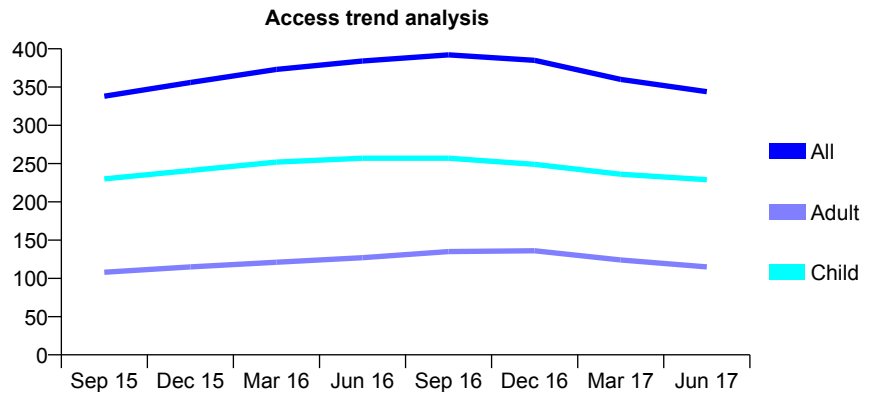
## Q69 - Vital Signs At a Glance Contract Report for 143073/0001 - June 2017

Name or company name	MARKET SQUARE DENTAL PRACTICE P
Contract type name	GDS Contract
Purpose of contract	General
Contract start date	03/11/2014
Contract end date	

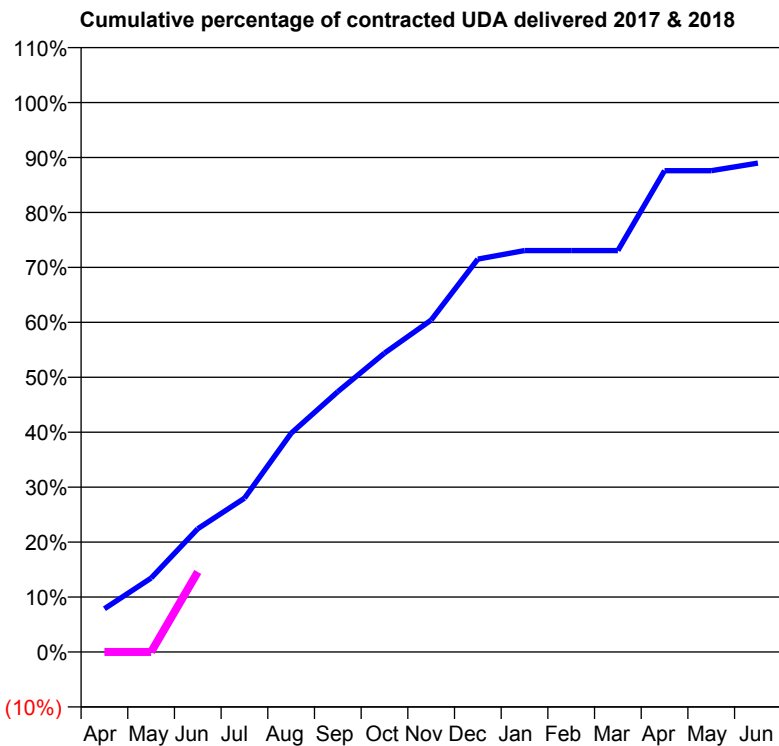
17/18 Contracted general activity (UDA)	648
Carry forward general activity (UDA)	0
17/18 Contracted orthodontic activity (UOA)	0
Carry forward orthodontic activity (UOA)	0
Baseline contract value	£16,873.49

### ACCESS\*

Patients seen in 24 months	Total	Change since previous quarter
Quarter ending June 2016	384	
Quarter ending September 2016	392	↑
Quarter ending December 2016	385	↓
Quarter ending March 2017	360	↓
Quarter ending June 2017	344	↓
<b>Variance since June 2016</b>	<b>(10.4%)</b>	<b>↓</b>



### ACTIVITY



Month	Adjusted Scheduled Activity (UDA)	
	2017	2018
April	51	0
May	87	0
June	145	94
July	181	
August	258	
September	307	
October	352	
November	391	
December	463	
January	473	
February	473	
March	473	
April	568	
May	568	
June	577	

### QUALITY

	Quantity	Base Number	Contract	AT	Region	England
% of FP17s for the same patient ID Re-attending within 3 months - Children	5	113	4.4%	11.3%	11.6%	12.0%
% of FP17s for the same patient ID Re-attending within 3 months - Adults	4	27	14.8%	15.1%	15.9%	16.0%
% of FP17s for the same patient ID Re-attending between 3 & 9 months - Children	60	113	53.1%	57.4%	60.4%	58.0%
% of FP17s for the same patient ID Re-attending between 3 & 9 months - Adults	12	27	44.4%	48.4%	52.3%	50.9%
% of FP17s for Band 1 Urgent Courses	2	61	3.3%	9.6%	9.5%	9.1%
% of FP17s Relating to Free Repair or Replacements	0	61	0.0%	0.7%	0.7%	0.8%
% of FP17s Relating to Continuations	0	61	0.0%	0.8%	1.0%	1.1%
% of Patients satisfied with the dentistry they have received	0	0	N/A	92.9%	91.9%	91.7%
% of Patients satisfied with the time they had to wait for an appointment	0	0	N/A	90.0%	88.0%	88.0%

\* This is based on patients treated on this contract for their most recent course of treatment. Figures in italics indicate the base number of FP17s or Patient Questionnaire responses are less than 100. N/A is shown where the base number of responses is less than 10 during the period. % is calculated as Quantity/Base number\*100

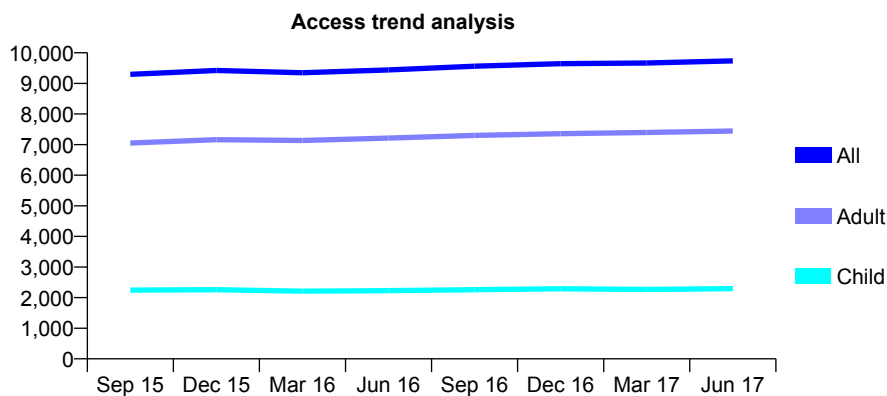
## Q69 - Vital Signs At a Glance Contract Report for 143367/0001 - June 2017

Name or company name	Bloxdent Ltd
Contract type name	GDS Contract
Purpose of contract	General
Contract start date	01/01/2010
Contract end date	

17/18 Contracted general activity (UDA)	25,812
Carry forward general activity (UDA)	0
17/18 Contracted orthodontic activity (UOA)	0
Carry forward orthodontic activity (UOA)	0
Baseline contract value	£649,226.26

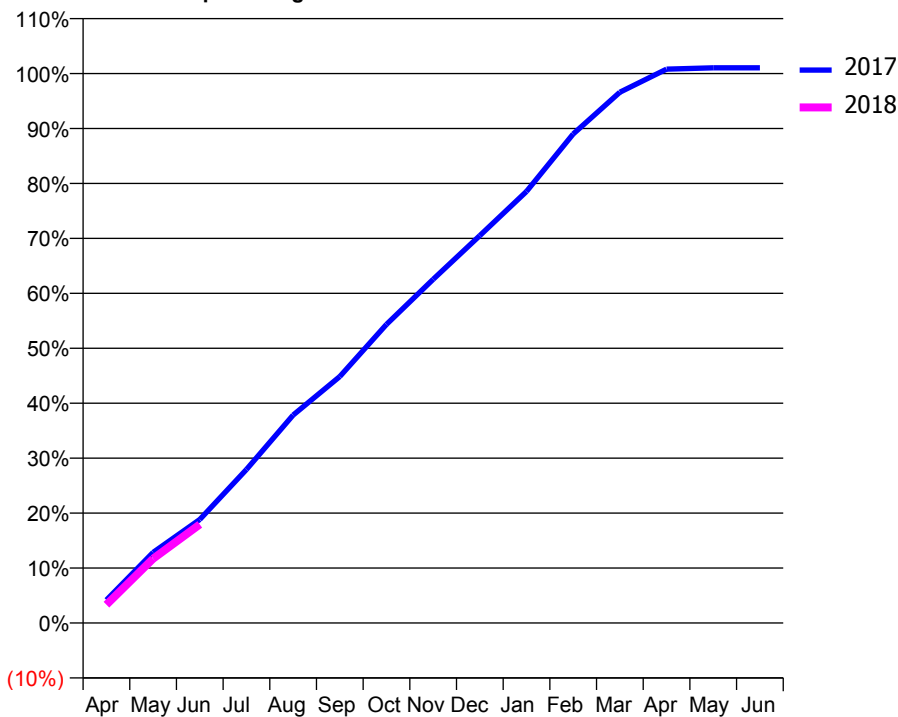
### ACCESS\*

Patients seen in 24 months	Total	Change since previous quarter
Quarter ending June 2016	9,441	
Quarter ending September 2016	9,560	→
Quarter ending December 2016	9,645	→
Quarter ending March 2017	9,667	→
Quarter ending June 2017	9,737	→
<b>Variance since June 2016</b>	<b>3.1%</b>	<b>↑</b>



### ACTIVITY

Cumulative percentage of contracted UDA delivered 2017 & 2018



Month	Adjusted Scheduled Activity (UDA)	
	2017	2018
April	1,082	862
May	3,317	3,019
June	4,866	4,634
July	7,213	
August	9,771	
September	11,581	
October	14,030	
November	16,147	
December	18,197	
January	20,273	
February	22,974	
March	24,935	
April	26,019	
May	26,081	
June	26,080	

### QUALITY

	Quantity	Base Number	Contract	AT	Region	England
% of FP17s for the same patient ID Re-attending within 3 months - Children	67	934	7.2%	11.3%	11.6%	12.0%
% of FP17s for the same patient ID Re-attending within 3 months - Adults	332	2,505	13.3%	15.1%	15.9%	16.0%
% of FP17s for the same patient ID Re-attending between 3 & 9 months - Children	596	934	63.8%	57.4%	60.4%	58.0%
% of FP17s for the same patient ID Re-attending between 3 & 9 months - Adults	1,522	2,505	60.8%	48.4%	52.3%	50.9%
% of FP17s for Band 1 Urgent Courses	176	2,567	6.9%	9.6%	9.5%	9.1%
% of FP17s Relating to Free Repair or Replacements	47	2,567	1.8%	0.7%	0.7%	0.8%
% of FP17s Relating to Continuations	21	2,567	0.8%	0.8%	1.0%	1.1%
% of Patients satisfied with the dentistry they have received	22	23	95.7%	92.9%	91.9%	91.7%
% of Patients satisfied with the time they had to wait for an appointment	23	23	100.0%	90.0%	88.0%	88.0%

\* This is based on patients treated on this contract for their most recent course of treatment. Figures in italics indicate the base number of FP17s or Patient Questionnaire responses are less than 100. N/A is shown where the base number of responses is less than 10 during the period. % is calculated as Quantity/Base number\*100

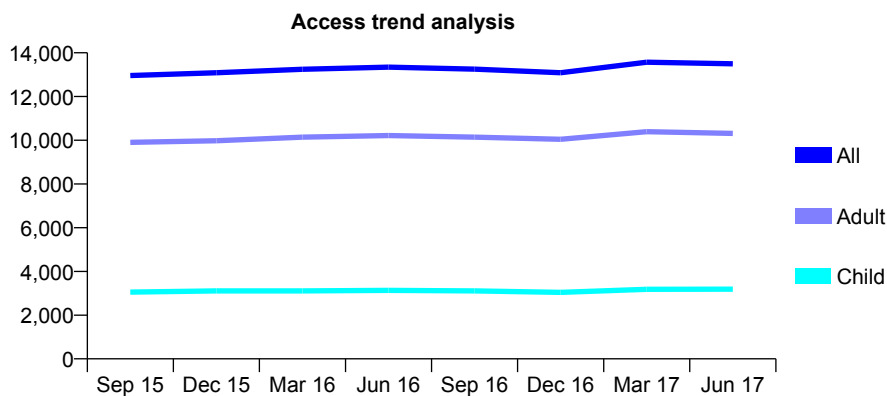
## Q69 - Vital Signs At a Glance Contract Report for 143367/0002 - June 2017

Name or company name	Bloxdent Ltd
Contract type name	GDS Contract
Purpose of contract	General
Contract start date	01/01/2010
Contract end date	

17/18 Contracted general activity (UDA)	35,340
Carry forward general activity (UDA)	0
17/18 Contracted orthodontic activity (UOA)	0
Carry forward orthodontic activity (UOA)	0
Baseline contract value	£835,596.52

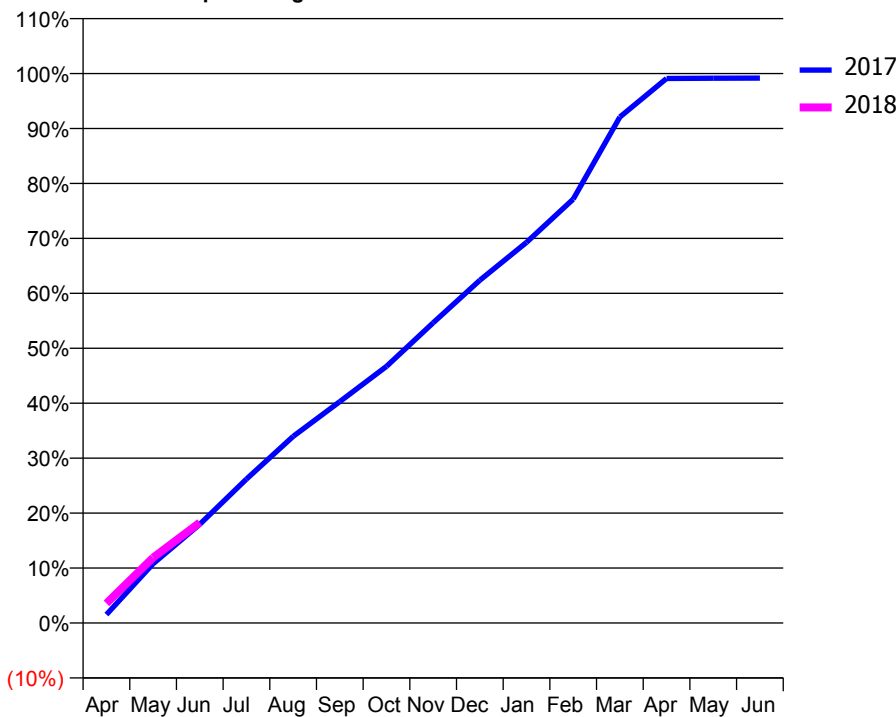
### ACCESS\*

Patients seen in 24 months	Total	Change since previous quarter
Quarter ending June 2016	13,345	
Quarter ending September 2016	13,252	→
Quarter ending December 2016	13,087	↓
Quarter ending March 2017	13,569	↑
Quarter ending June 2017	13,497	→
<b>Variance since June 2016</b>	<b>1.1%</b>	<b>→</b>



### ACTIVITY

Cumulative percentage of contracted UDA delivered 2017 & 2018



Month	Adjusted Scheduled Activity (UDA)	
	2017	2018
April	548	1,264
May	3,816	4,205
June	6,354	6,465
July	9,255	
August	12,006	
September	14,244	
October	16,508	
November	19,310	
December	22,044	
January	24,481	
February	27,261	
March	32,537	
April	35,022	
May	35,038	
June	35,045	

### QUALITY

	Quantity	Base Number	Contract	AT	Region	England
% of FP17s for the same patient ID Re-attending within 3 months - Children	123	1,404	8.8%	11.3%	11.6%	12.0%
% of FP17s for the same patient ID Re-attending within 3 months - Adults	634	3,979	15.9%	15.1%	15.9%	16.0%
% of FP17s for the same patient ID Re-attending between 3 & 9 months - Children	837	1,404	59.6%	57.4%	60.4%	58.0%
% of FP17s for the same patient ID Re-attending between 3 & 9 months - Adults	2,221	3,979	55.8%	48.4%	52.3%	50.9%
% of FP17s for Band 1 Urgent Courses	348	3,723	9.3%	9.6%	9.5%	9.1%
% of FP17s Relating to Free Repair or Replacements	80	3,723	2.1%	0.7%	0.7%	0.8%
% of FP17s Relating to Continuations	32	3,723	0.9%	0.8%	1.0%	1.1%
% of Patients satisfied with the dentistry they have received	18	20	90.0%	92.9%	91.9%	91.7%
% of Patients satisfied with the time they had to wait for an appointment	20	20	100.0%	90.0%	88.0%	88.0%

\* This is based on patients treated on this contract for their most recent course of treatment. Figures in italics indicate the base number of FP17s or Patient Questionnaire responses are less than 100. N/A is shown where the base number of responses is less than 10 during the period. % is calculated as Quantity/Base number\*100

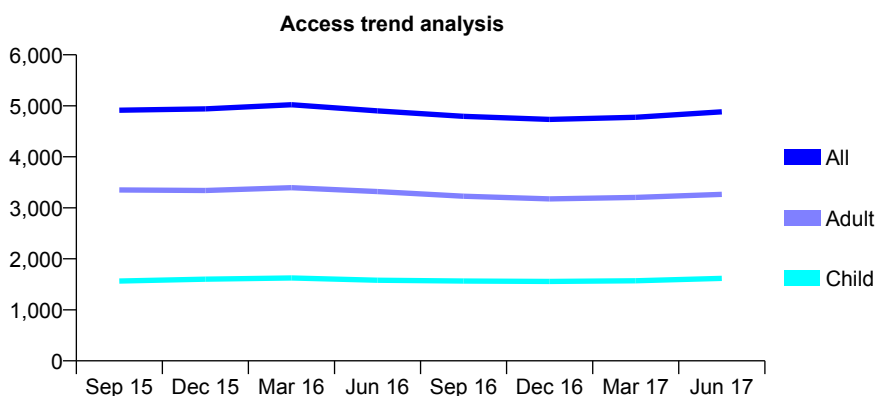
## Q69 - Vital Signs At a Glance Contract Report for 145971/0001 - June 2017

Name or company name	Gill Brothers Dental Surgeries Ltd
Contract type name	GDS Contract
Purpose of contract	General
Contract start date	05/05/2009
Contract end date	

17/18 Contracted general activity (UDA)	16,940
Carry forward general activity (UDA)	0
17/18 Contracted orthodontic activity (UOA)	0
Carry forward orthodontic activity (UOA)	0
Baseline contract value	£436,031.04

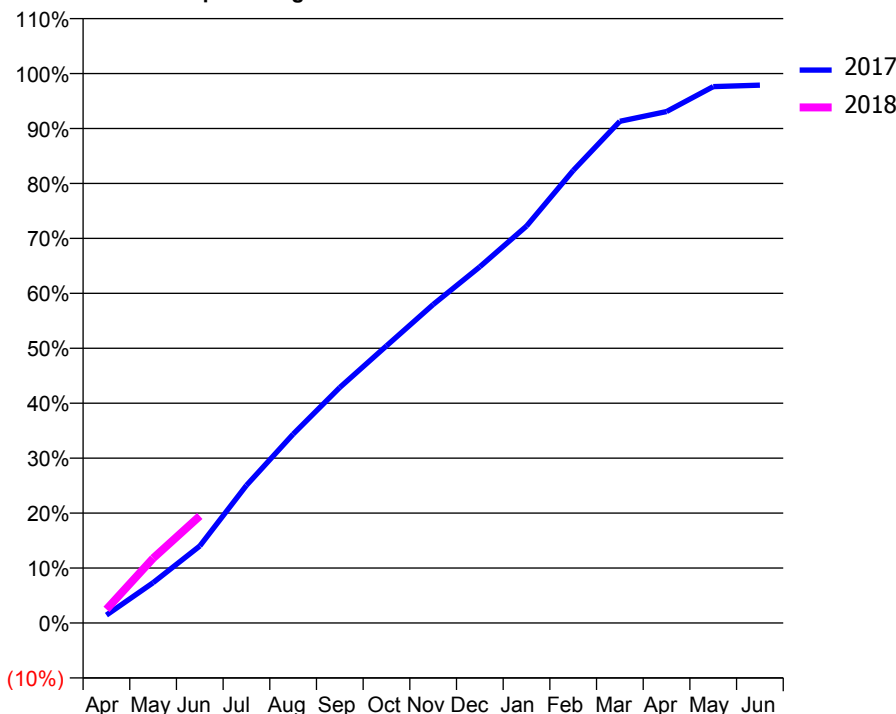
### ACCESS\*

Patients seen in 24 months	Total	Change since previous quarter
Quarter ending June 2016	4,901	
Quarter ending September 2016	4,793	↓
Quarter ending December 2016	4,733	↓
Quarter ending March 2017	4,775	→
Quarter ending June 2017	4,883	↑
<b>Variance since June 2016</b>	<b>(0.4%)</b>	→



### ACTIVITY

Cumulative percentage of contracted UDA delivered 2017 & 2018



Month	Adjusted Scheduled Activity (UDA)	
	2017	2018
April	252	422
May	1,282	1,995
June	2,451	3,298
July	4,380	
August	6,010	
September	7,493	
October	8,814	
November	10,130	
December	11,330	
January	12,624	
February	14,395	
March	15,960	
April	16,268	
May	17,063	
June	17,109	

### QUALITY

	Quantity	Base Number	Contract	AT	Region	England
% of FP17s for the same patient ID Re-attending within 3 months - Children	26	600	4.3%	11.3%	11.6%	12.0%
% of FP17s for the same patient ID Re-attending within 3 months - Adults	125	1,013	12.3%	15.1%	15.9%	16.0%
% of FP17s for the same patient ID Re-attending between 3 & 9 months - Children	308	600	51.3%	57.4%	60.4%	58.0%
% of FP17s for the same patient ID Re-attending between 3 & 9 months - Adults	523	1,013	51.6%	48.4%	52.3%	50.9%
% of FP17s for Band 1 Urgent Courses	83	1,221	6.8%	9.6%	9.5%	9.1%
% of FP17s Relating to Free Repair or Replacements	6	1,221	0.5%	0.7%	0.7%	0.8%
% of FP17s Relating to Continuations	18	1,221	1.5%	0.8%	1.0%	1.1%
% of Patients satisfied with the dentistry they have received	5	6	N/A	92.9%	91.9%	91.7%
% of Patients satisfied with the time they had to wait for an appointment	5	6	N/A	90.0%	88.0%	88.0%

\* This is based on patients treated on this contract for their most recent course of treatment. Figures in italics indicate the base number of FP17s or Patient Questionnaire responses are less than 100. N/A is shown where the base number of responses is less than 10 during the period. % is calculated as Quantity/Base number\*100



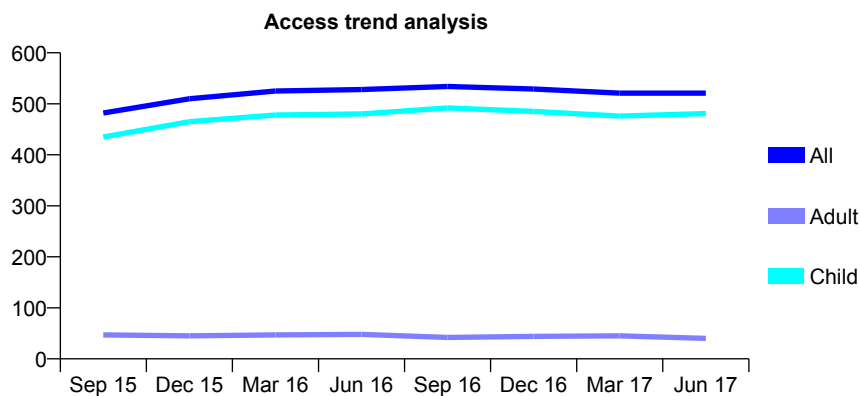
## Q69 - Vital Signs At a Glance Contract Report for 147451/0001 - June 2017

Name or company name	Halldent Ltd
Contract type name	GDS Contract
Purpose of contract	General
Contract start date	01/01/2007
Contract end date	

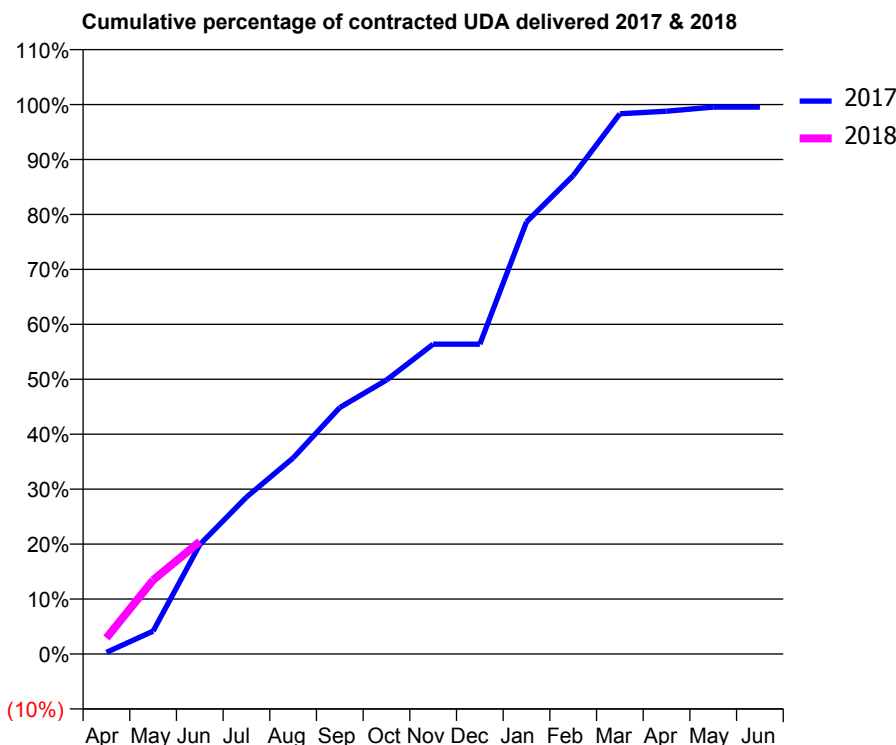
17/18 Contracted general activity (UDA)	1,300
Carry forward general activity (UDA)	0
17/18 Contracted orthodontic activity (UOA)	0
Carry forward orthodontic activity (UOA)	0
Baseline contract value	£36,625.28

### ACCESS\*

Patients seen in 24 months	Total	Change since previous quarter
Quarter ending June 2016	528	
Quarter ending September 2016	534	→
Quarter ending December 2016	529	→
Quarter ending March 2017	521	↓
Quarter ending June 2017	521	→
<b>Variance since June 2016</b>	<b>(1.3%)</b>	<b>↓</b>



### ACTIVITY



Month	Adjusted Scheduled Activity (UDA)	
	2017	2018
April	4	38
May	54	175
June	259	266
July	371	
August	464	
September	583	
October	648	
November	733	
December	733	
January	1,022	
February	1,132	
March	1,278	
April	1,284	
May	1,294	
June	1,294	

### QUALITY

	Quantity	Base Number	Contract	AT	Region	England
% of FP17s for the same patient ID Re-attending within 3 months - Children	12	188	6.4%	11.3%	11.6%	12.0%
% of FP17s for the same patient ID Re-attending within 3 months - Adults	0	0	N/A	15.1%	15.9%	16.0%
% of FP17s for the same patient ID Re-attending between 3 & 9 months - Children	125	188	66.5%	57.4%	60.4%	58.0%
% of FP17s for the same patient ID Re-attending between 3 & 9 months - Adults	0	0	N/A	48.4%	52.3%	50.9%
% of FP17s for Band 1 Urgent Courses	0	180	0.0%	9.6%	9.5%	9.1%
% of FP17s Relating to Free Repair or Replacements	0	180	0.0%	0.7%	0.7%	0.8%
% of FP17s Relating to Continuations	3	180	1.7%	0.8%	1.0%	1.1%
% of Patients satisfied with the dentistry they have received	1	1	N/A	92.9%	91.9%	91.7%
% of Patients satisfied with the time they had to wait for an appointment	1	1	N/A	90.0%	88.0%	88.0%

\* This is based on patients treated on this contract for their most recent course of treatment. Figures in italics indicate the base number of FP17s or Patient Questionnaire responses are less than 100. N/A is shown where the base number of responses is less than 10 during the period. % is calculated as Quantity/Base number\*100

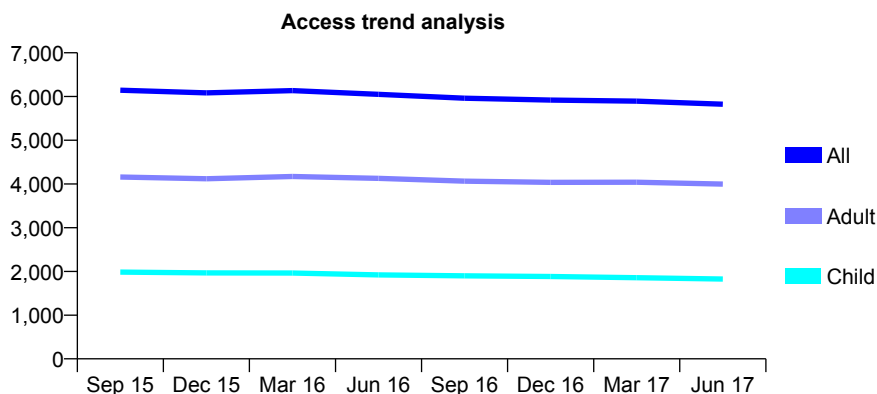
## Q69 - Vital Signs At a Glance Contract Report for 148318/0001 - June 2017

Name or company name	Forlon Dental Surgeries Limited
Contract type name	GDS Contract
Purpose of contract	General
Contract start date	01/04/2006
Contract end date	

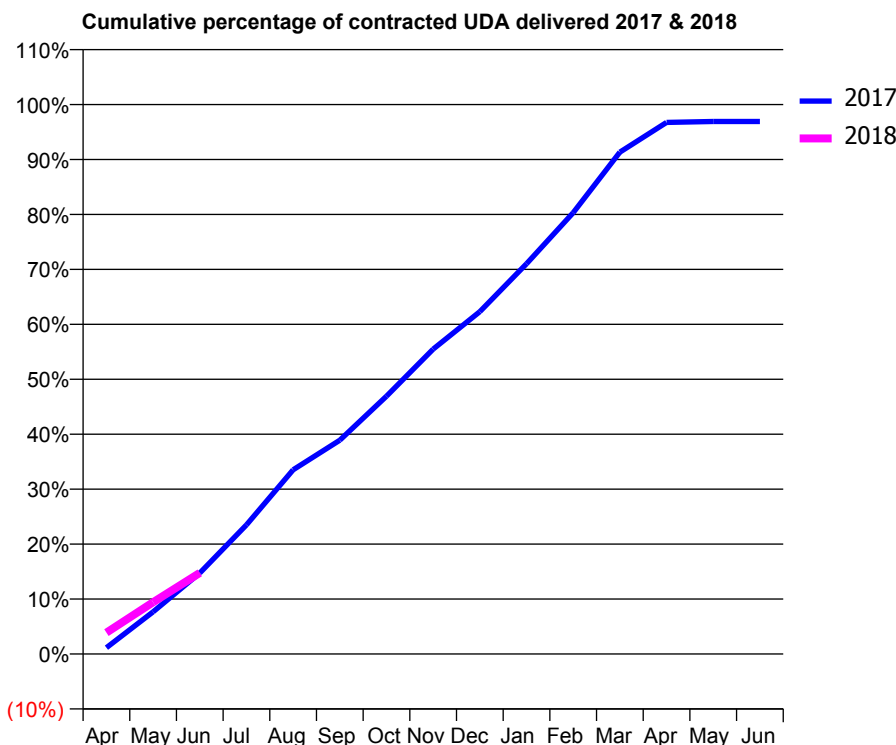
17/18 Contracted general activity (UDA)	12,850
Carry forward general activity (UDA)	0
17/18 Contracted orthodontic activity (UOA)	0
Carry forward orthodontic activity (UOA)	0
Baseline contract value	£299,714.21

### ACCESS\*

Patients seen in 24 months	Total	Change since previous quarter
Quarter ending June 2016	6,050	
Quarter ending September 2016	5,961	↓
Quarter ending December 2016	5,919	→
Quarter ending March 2017	5,895	→
Quarter ending June 2017	5,823	↓
<b>Variance since June 2016</b>	<b>(3.8%)</b>	<b>↓</b>



### ACTIVITY



Adjusted Scheduled Activity (UDA)		
Month	2017	2018
April	149	500
May	985	1,210
June	1,894	1,898
July	3,019	
August	4,309	
September	5,000	
October	6,030	
November	7,129	
December	8,005	
January	9,126	
February	10,320	
March	11,736	
April	12,430	
May	12,452	
June	12,451	

### QUALITY

	Quantity	Base Number	Contract	AT	Region	England
% of FP17s for the same patient ID Re-attending within 3 months - Children	47	509	9.2%	11.3%	11.6%	12.0%
% of FP17s for the same patient ID Re-attending within 3 months - Adults	190	1,059	17.9%	15.1%	15.9%	16.0%
% of FP17s for the same patient ID Re-attending between 3 & 9 months - Children	229	509	45.0%	57.4%	60.4%	58.0%
% of FP17s for the same patient ID Re-attending between 3 & 9 months - Adults	456	1,059	43.1%	48.4%	52.3%	50.9%
% of FP17s for Band 1 Urgent Courses	141	1,091	12.9%	9.6%	9.5%	9.1%
% of FP17s Relating to Free Repair or Replacements	15	1,091	1.4%	0.7%	0.7%	0.8%
% of FP17s Relating to Continuations	9	1,091	0.8%	0.8%	1.0%	1.1%
% of Patients satisfied with the dentistry they have received	12	12	100.0%	92.9%	91.9%	91.7%
% of Patients satisfied with the time they had to wait for an appointment	10	12	83.3%	90.0%	88.0%	88.0%

\* This is based on patients treated on this contract for their most recent course of treatment. Figures in italics indicate the base number of FP17s or Patient Questionnaire responses are less than 100. N/A is shown where the base number of responses is less than 10 during the period. % is calculated as Quantity/Base number\*100

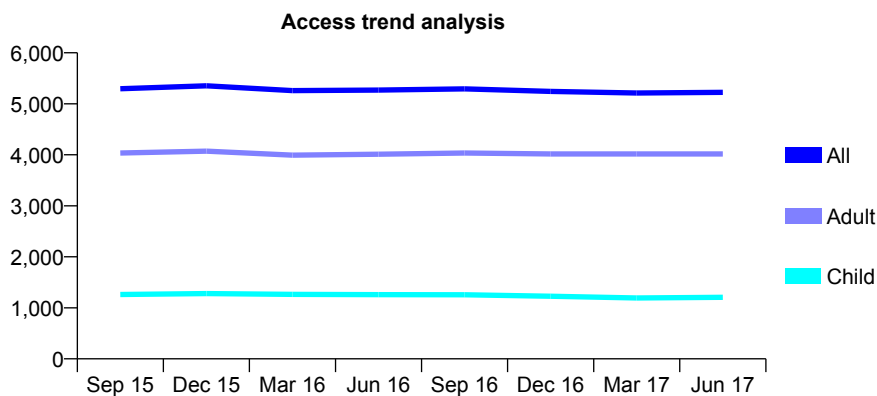
## Q69 - Vital Signs At a Glance Contract Report for 149500/0001 - June 2017

Name or company name	OPTIMA CARE (HW) LTD
Contract type name	GDS Contract
Purpose of contract	General
Contract start date	01/11/2012
Contract end date	

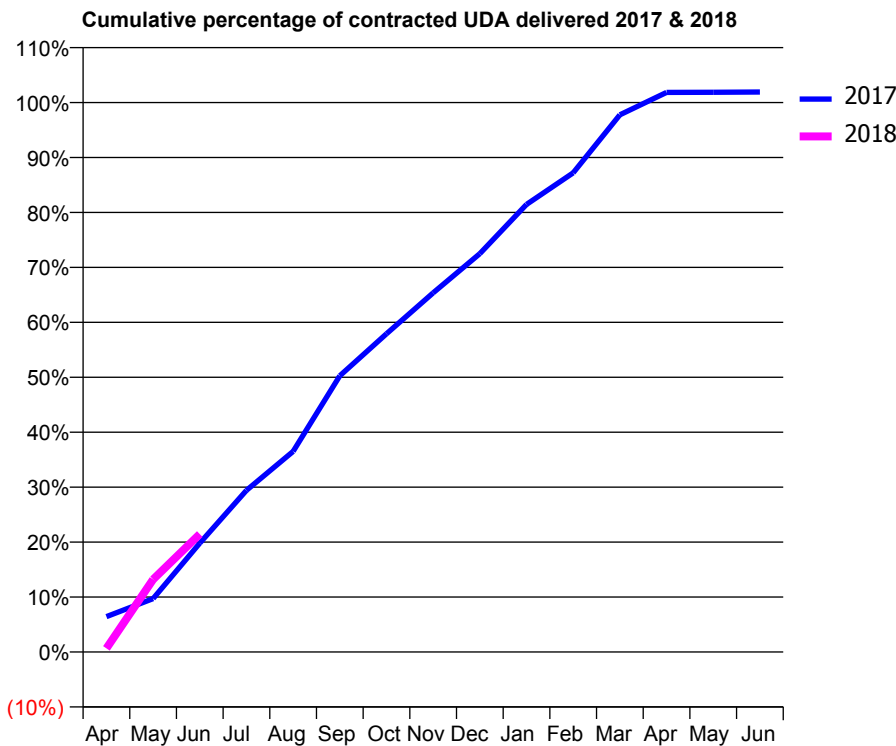
17/18 Contracted general activity (UDA)	13,444
Carry forward general activity (UDA)	0
17/18 Contracted orthodontic activity (UOA)	0
Carry forward orthodontic activity (UOA)	0
Baseline contract value	£316,873.93

### ACCESS\*

Patients seen in 24 months	Total	Change since previous quarter
Quarter ending June 2016	5,269	
Quarter ending September 2016	5,293	→
Quarter ending December 2016	5,244	→
Quarter ending March 2017	5,212	→
Quarter ending June 2017	5,225	→
<b>Variance since June 2016</b>	<b>(0.8%)</b>	→



### ACTIVITY



Month	Adjusted Scheduled Activity (UDA)	
	2017	2018
April	902	90
May	1,358	1,776
June	2,771	2,887
July	4,113	
August	5,104	
September	7,030	
October	8,097	
November	9,138	
December	10,136	
January	11,390	
February	12,193	
March	13,668	
April	14,239	
May	14,241	
June	14,248	

### QUALITY

	Quantity	Base Number	Contract	AT	Region	England
% of FP17s for the same patient ID Re-attending within 3 months - Children	24	522	4.6%	11.3%	11.6%	12.0%
% of FP17s for the same patient ID Re-attending within 3 months - Adults	144	1,350	10.7%	15.1%	15.9%	16.0%
% of FP17s for the same patient ID Re-attending between 3 & 9 months - Children	282	522	54.0%	57.4%	60.4%	58.0%
% of FP17s for the same patient ID Re-attending between 3 & 9 months - Adults	702	1,350	52.0%	48.4%	52.3%	50.9%
% of FP17s for Band 1 Urgent Courses	88	1,582	5.6%	9.6%	9.5%	9.1%
% of FP17s Relating to Free Repair or Replacements	3	1,582	0.2%	0.7%	0.7%	0.8%
% of FP17s Relating to Continuations	3	1,582	0.2%	0.8%	1.0%	1.1%
% of Patients satisfied with the dentistry they have received	33	37	89.2%	92.9%	91.9%	91.7%
% of Patients satisfied with the time they had to wait for an appointment	36	37	97.3%	90.0%	88.0%	88.0%

\* This is based on patients treated on this contract for their most recent course of treatment. Figures in italics indicate the base number of FP17s or Patient Questionnaire responses are less than 100. N/A is shown where the base number of responses is less than 10 during the period. % is calculated as Quantity/Base number\*100

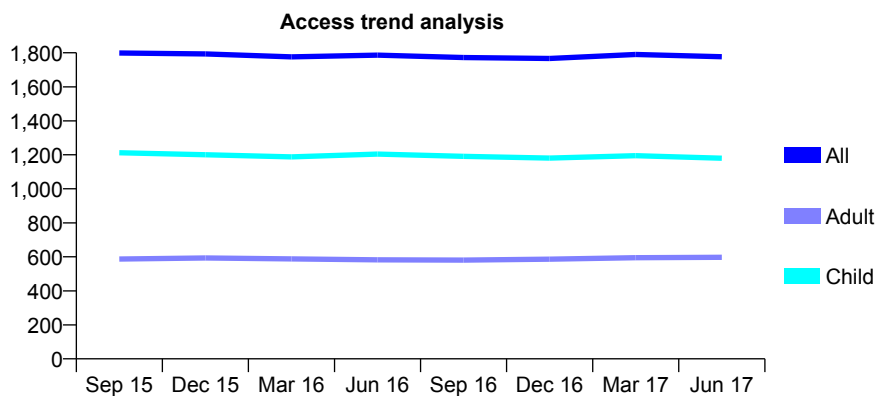
## Q69 - Vital Signs At a Glance Contract Report for 151343/0001 - June 2017

Name or company name	York House Dental Practice
Contract type name	GDS Contract
Purpose of contract	General
Contract start date	01/05/2012
Contract end date	

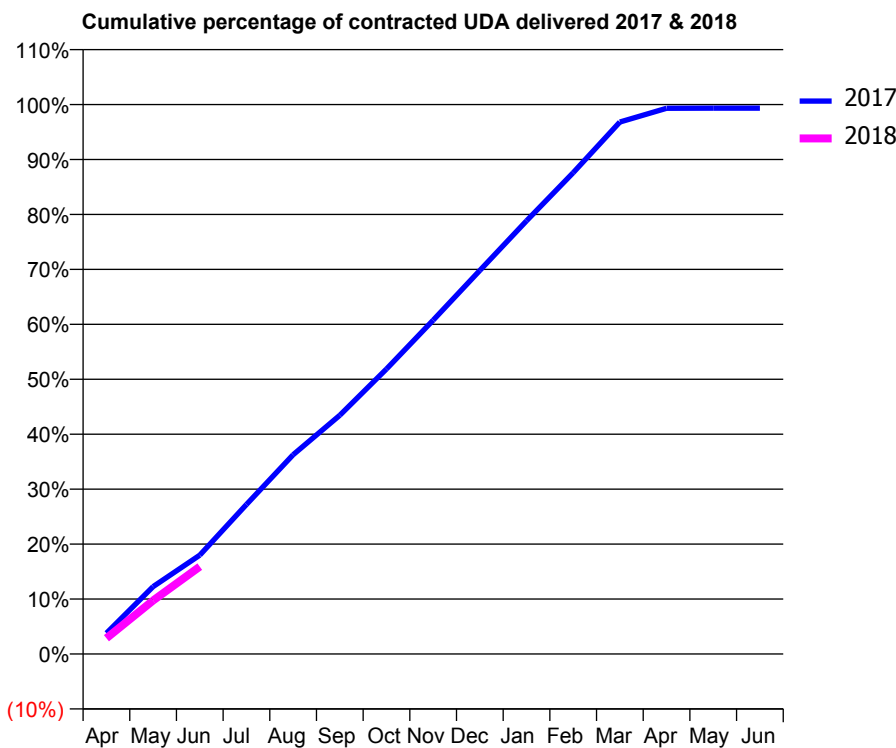
17/18 Contracted general activity (UDA)	4,439
Carry forward general activity (UDA)	0
17/18 Contracted orthodontic activity (UOA)	0
Carry forward orthodontic activity (UOA)	0
Baseline contract value	£106,517.18

### ACCESS\*

Patients seen in 24 months	Total	Change since previous quarter
Quarter ending June 2016	1,786	
Quarter ending September 2016	1,772	→
Quarter ending December 2016	1,767	→
Quarter ending March 2017	1,790	→
Quarter ending June 2017	1,777	→
<b>Variance since June 2016</b>	<b>(0.5%)</b>	→



### ACTIVITY



Month	Adjusted Scheduled Activity (UDA)	
	2017	2018
April	169	127
May	544	432
June	799	707
July	1,208	
August	1,610	
September	1,929	
October	2,303	
November	2,697	
December	3,099	
January	3,499	
February	3,888	
March	4,298	
April	4,408	
May	4,409	
June	4,409	

### QUALITY

	Quantity	Base Number	Contract	AT	Region	England
% of FP17s for the same patient ID Re-attending within 3 months - Children	25	400	6.3%	11.3%	11.6%	12.0%
% of FP17s for the same patient ID Re-attending within 3 months - Adults	30	137	21.9%	15.1%	15.9%	16.0%
% of FP17s for the same patient ID Re-attending between 3 & 9 months - Children	300	400	75.0%	57.4%	60.4%	58.0%
% of FP17s for the same patient ID Re-attending between 3 & 9 months - Adults	80	137	58.4%	48.4%	52.3%	50.9%
% of FP17s for Band 1 Urgent Courses	28	457	6.1%	9.6%	9.5%	9.1%
% of FP17s Relating to Free Repair or Replacements	0	457	0.0%	0.7%	0.7%	0.8%
% of FP17s Relating to Continuations	9	457	2.0%	0.8%	1.0%	1.1%
% of Patients satisfied with the dentistry they have received	4	4	N/A	92.9%	91.9%	91.7%
% of Patients satisfied with the time they had to wait for an appointment	4	4	N/A	90.0%	88.0%	88.0%

\* This is based on patients treated on this contract for their most recent course of treatment. Figures in italics indicate the base number of FP17s or Patient Questionnaire responses are less than 100. N/A is shown where the base number of responses is less than 10 during the period. % is calculated as Quantity/Base number\*100

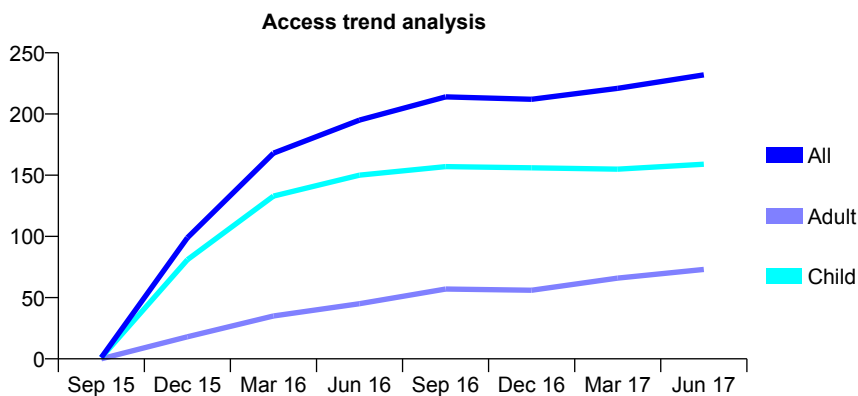
## Q69 - Vital Signs At a Glance Contract Report for 152145/0001 - June 2017

Name or company name	Fullarton and Hughes Dental Partnership
Contract type name	GDS Contract
Purpose of contract	General
Contract start date	01/10/2015
Contract end date	

17/18 Contracted general activity (UDA)	1,594
Carry forward general activity (UDA)	0
17/18 Contracted orthodontic activity (UOA)	0
Carry forward orthodontic activity (UOA)	0
Baseline contract value	£34,362.12

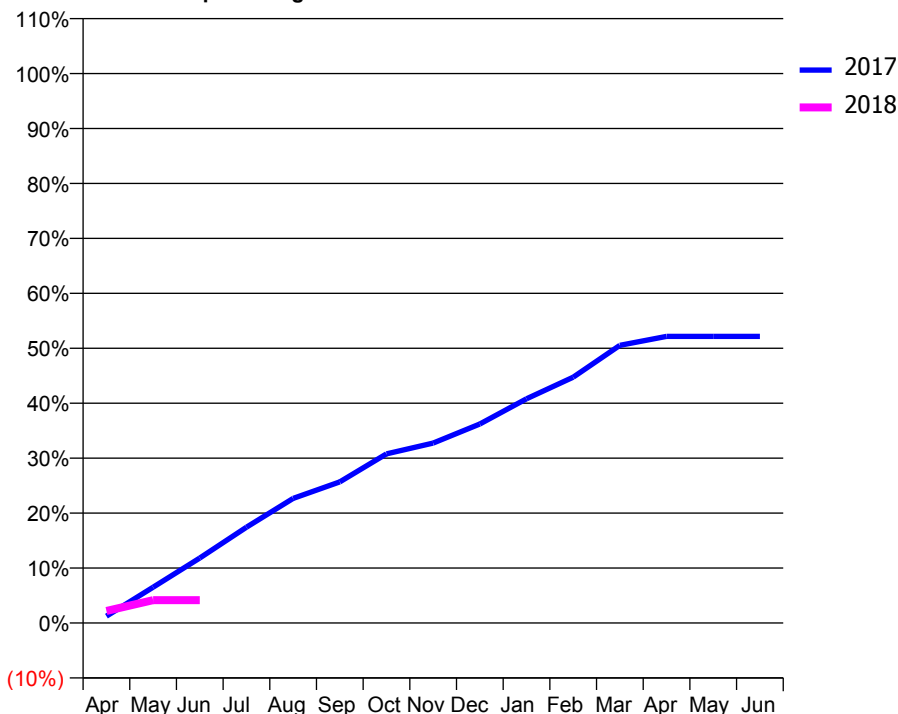
### ACCESS\*

Patients seen in 24 months	Total	Change since previous quarter
Quarter ending June 2016	195	
Quarter ending September 2016	214	↑
Quarter ending December 2016	212	→
Quarter ending March 2017	221	↑
Quarter ending June 2017	232	↑
<b>Variance since June 2016</b>	<b>19.0%</b>	<b>↑</b>



### ACTIVITY

Cumulative percentage of contracted UDA delivered 2017 & 2018



Month	Adjusted Scheduled Activity (UDA)	
	2017	2018
April	20	35
May	104	66
June	188	66
July	278	
August	361	
September	410	
October	491	
November	522	
December	577	
January	650	
February	713	
March	805	
April	831	
May	831	
June	831	

### QUALITY

	Quantity	Base Number	Contract	AT	Region	England
% of FP17s for the same patient ID Re-attending within 3 months - Children	8	42	19.0%	11.3%	11.6%	12.0%
% of FP17s for the same patient ID Re-attending within 3 months - Adults	3	9	33.3%	15.1%	15.9%	16.0%
% of FP17s for the same patient ID Re-attending between 3 & 9 months - Children	18	42	42.9%	57.4%	60.4%	58.0%
% of FP17s for the same patient ID Re-attending between 3 & 9 months - Adults	5	9	55.6%	48.4%	52.3%	50.9%
% of FP17s for Band 1 Urgent Courses	1	36	2.8%	9.6%	9.5%	9.1%
% of FP17s Relating to Free Repair or Replacements	0	36	0.0%	0.7%	0.7%	0.8%
% of FP17s Relating to Continuations	0	36	0.0%	0.8%	1.0%	1.1%
% of Patients satisfied with the dentistry they have received	0	0	N/A	92.9%	91.9%	91.7%
% of Patients satisfied with the time they had to wait for an appointment	0	0	N/A	90.0%	88.0%	88.0%

\* This is based on patients treated on this contract for their most recent course of treatment. Figures in italics indicate the base number of FP17s or Patient Questionnaire responses are less than 100. N/A is shown where the base number of responses is less than 10 during the period. % is calculated as Quantity/Base number\*100

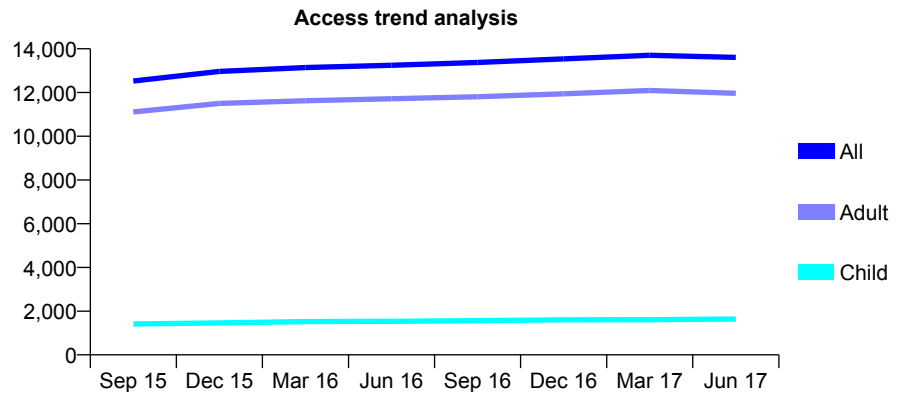
## Q69 - Vital Signs At a Glance Contract Report for 152234/0001 - June 2017

Name or company name	Studental Ltd
Contract type name	GDS Contract
Purpose of contract	General
Contract start date	01/04/2009
Contract end date	

17/18 Contracted general activity (UDA)	34,000
Carry forward general activity (UDA)	0
17/18 Contracted orthodontic activity (UOA)	0
Carry forward orthodontic activity (UOA)	0
Baseline contract value	£863,289.68

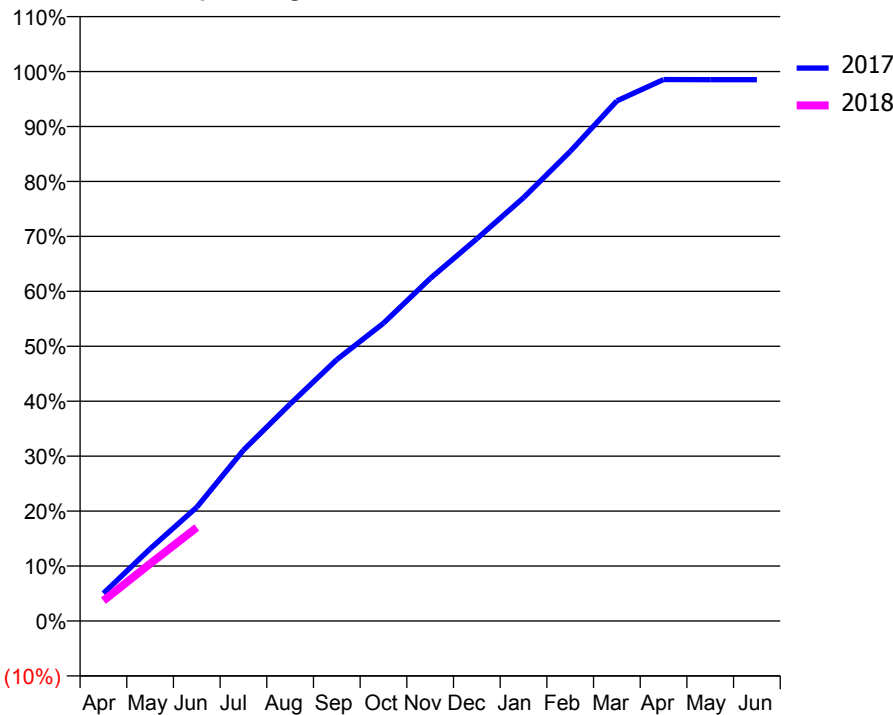
### ACCESS\*

Patients seen in 24 months	Total	Change since previous quarter
Quarter ending June 2016	13,248	
Quarter ending September 2016	13,372	→
Quarter ending December 2016	13,540	→
Quarter ending March 2017	13,702	→
Quarter ending June 2017	13,604	→
<b>Variance since June 2016</b>	<b>2.7%</b>	<b>↑</b>



### ACTIVITY

Cumulative percentage of contracted UDA delivered 2017 & 2018



Month	Adjusted Scheduled Activity (UDA)	
	2017	2018
April	1,711	1,257
May	4,464	3,544
June	7,043	5,787
July	10,577	
August	13,428	
September	16,174	
October	18,429	
November	21,196	
December	23,649	
January	26,189	
February	29,052	
March	32,179	
April	33,501	
May	33,493	
June	33,498	

### QUALITY

	Quantity	Base Number	Contract	AT	Region	England
% of FP17s for the same patient ID Re-attending within 3 months - Children	30	533	5.6%	11.3%	11.6%	12.0%
% of FP17s for the same patient ID Re-attending within 3 months - Adults	309	2,856	10.8%	15.1%	15.9%	16.0%
% of FP17s for the same patient ID Re-attending between 3 & 9 months - Children	262	533	49.2%	57.4%	60.4%	58.0%
% of FP17s for the same patient ID Re-attending between 3 & 9 months - Adults	1,032	2,856	36.1%	48.4%	52.3%	50.9%
% of FP17s for Band 1 Urgent Courses	289	2,756	10.5%	9.6%	9.5%	9.1%
% of FP17s Relating to Free Repair or Replacements	25	2,756	0.9%	0.7%	0.7%	0.8%
% of FP17s Relating to Continuations	12	2,756	0.4%	0.8%	1.0%	1.1%
% of Patients satisfied with the dentistry they have received	10	10	100.0%	92.9%	91.9%	91.7%
% of Patients satisfied with the time they had to wait for an appointment	9	10	90.0%	90.0%	88.0%	88.0%

\* This is based on patients treated on this contract for their most recent course of treatment. Figures in italics indicate the base number of FP17s or Patient Questionnaire responses are less than 100. N/A is shown where the base number of responses is less than 10 during the period. % is calculated as Quantity/Base number\*100

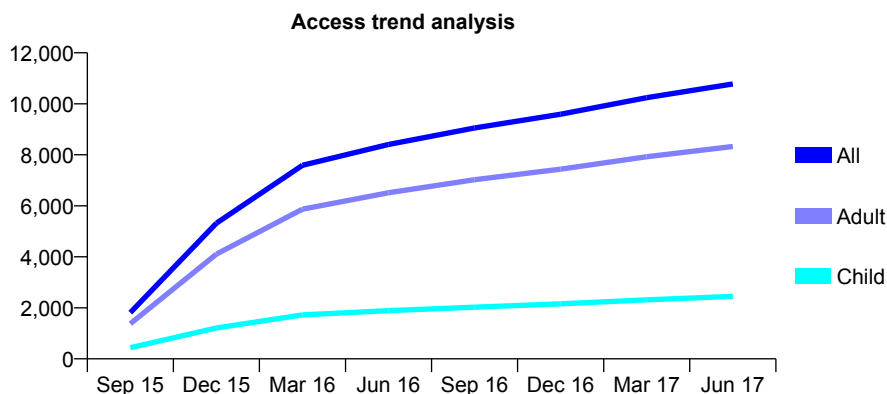
## Q69 - Vital Signs At a Glance Contract Report for 152552/0001 - June 2017

Name or company name	Ahmed Aleishaker and Dinah Alshamma
Contract type name	GDS Contract
Purpose of contract	General
Contract start date	01/08/2015
Contract end date	

17/18 Contracted general activity (UDA)	27,953
Carry forward general activity (UDA)	0
17/18 Contracted orthodontic activity (UOA)	0
Carry forward orthodontic activity (UOA)	0
Baseline contract value	£721,434.35

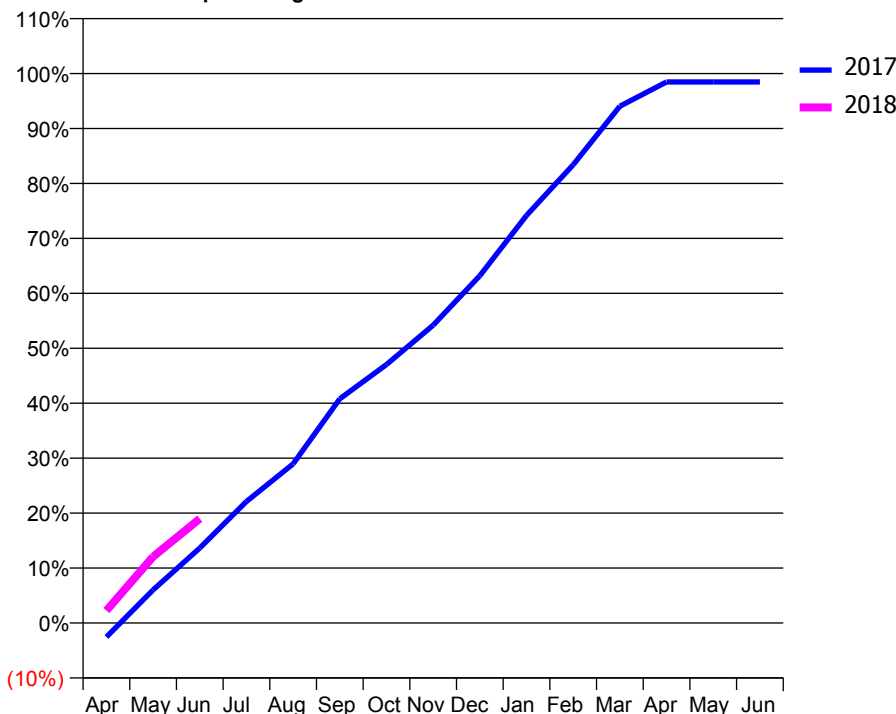
### ACCESS\*

Patients seen in 24 months	Total	Change since previous quarter
Quarter ending June 2016	8,404	
Quarter ending September 2016	9,053	↑
Quarter ending December 2016	9,594	↑
Quarter ending March 2017	10,241	↑
Quarter ending June 2017	10,777	↑
<b>Variance since June 2016</b>	<b>28.2%</b>	<b>↑</b>



### ACTIVITY

Cumulative percentage of contracted UDA delivered 2017 & 2018



Month	Adjusted Scheduled Activity (UDA)	
	2017	2018
April	-717	633
May	1,686	3,378
June	3,816	5,305
July	6,182	
August	8,093	
September	11,408	
October	13,150	
November	15,153	
December	17,665	
January	20,730	
February	23,312	
March	26,286	
April	27,526	
May	27,526	
June	27,526	

### QUALITY

	Quantity	Base Number	Contract	AT	Region	England
% of FP17s for the same patient ID Re-attending within 3 months - Children	31	808	3.8%	11.3%	11.6%	12.0%
% of FP17s for the same patient ID Re-attending within 3 months - Adults	333	2,882	11.6%	15.1%	15.9%	16.0%
% of FP17s for the same patient ID Re-attending between 3 & 9 months - Children	433	808	53.6%	57.4%	60.4%	58.0%
% of FP17s for the same patient ID Re-attending between 3 & 9 months - Adults	1,772	2,882	61.5%	48.4%	52.3%	50.9%
% of FP17s for Band 1 Urgent Courses	163	2,981	5.5%	9.6%	9.5%	9.1%
% of FP17s Relating to Free Repair or Replacements	26	2,981	0.9%	0.7%	0.7%	0.8%
% of FP17s Relating to Continuations	14	2,981	0.5%	0.8%	1.0%	1.1%
% of Patients satisfied with the dentistry they have received	38	39	97.4%	92.9%	91.9%	91.7%
% of Patients satisfied with the time they had to wait for an appointment	38	39	97.4%	90.0%	88.0%	88.0%

\* This is based on patients treated on this contract for their most recent course of treatment. Figures in italics indicate the base number of FP17s or Patient Questionnaire responses are less than 100. N/A is shown where the base number of responses is less than 10 during the period. % is calculated as Quantity/Base number\*100

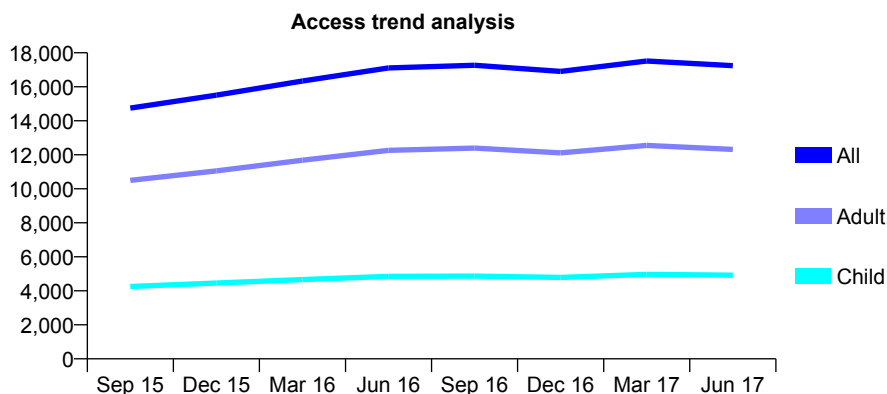
## Q69 - Vital Signs At a Glance Contract Report for 153389/0001 - June 2017

Name or company name	Smile Care (Dental) Ltd
Contract type name	GDS Contract
Purpose of contract	General
Contract start date	10/03/2008
Contract end date	

17/18 Contracted general activity (UDA)	45,370
Carry forward general activity (UDA)	0
17/18 Contracted orthodontic activity (UOA)	0
Carry forward orthodontic activity (UOA)	0
Baseline contract value	£1,191,061.79

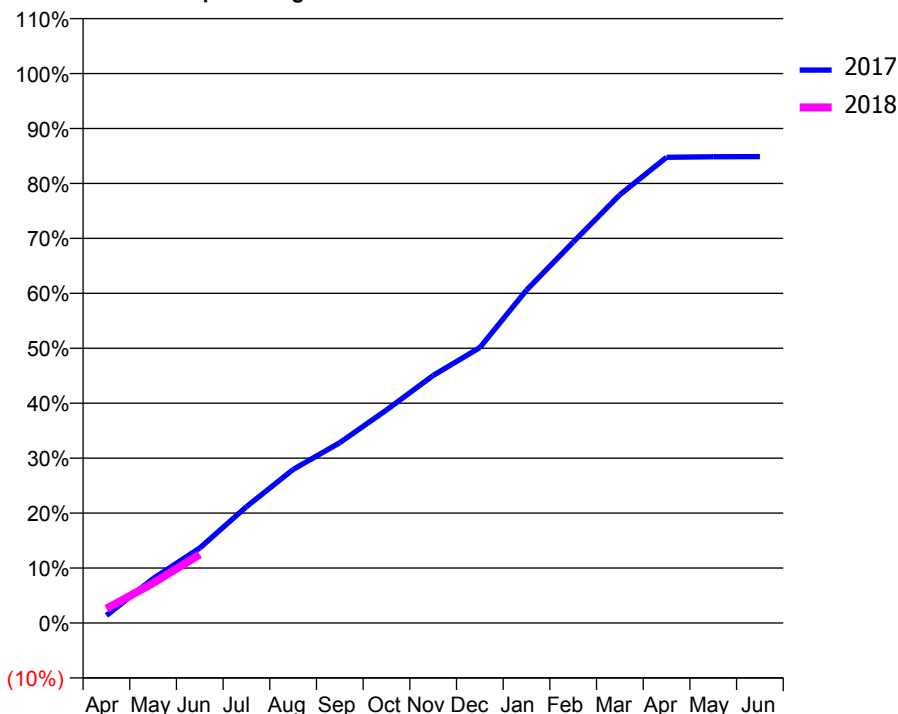
### ACCESS\*

Patients seen in 24 months	Total	Change since previous quarter
Quarter ending June 2016	17,109	
Quarter ending September 2016	17,263	→
Quarter ending December 2016	16,905	↓
Quarter ending March 2017	17,518	↑
Quarter ending June 2017	17,241	↓
<b>Variance since June 2016</b>	<b>0.8%</b>	<b>→</b>



### ACTIVITY

Cumulative percentage of contracted UDA delivered 2017 & 2018



Month	Adjusted Scheduled Activity (UDA)	
	2017	2018
April	651	1,187
May	3,815	3,296
June	6,445	5,664
July	9,992	
August	13,180	
September	15,484	
October	18,290	
November	21,262	
December	23,647	
January	28,591	
February	32,709	
March	36,774	
April	39,986	
May	40,032	
June	40,046	

### QUALITY

	Quantity	Base Number	Contract	AT	Region	England
% of FP17s for the same patient ID Re-attending within 3 months - Children	110	1,282	8.6%	11.3%	11.6%	12.0%
% of FP17s for the same patient ID Re-attending within 3 months - Adults	441	2,834	15.6%	15.1%	15.9%	16.0%
% of FP17s for the same patient ID Re-attending between 3 & 9 months - Children	440	1,282	34.3%	57.4%	60.4%	58.0%
% of FP17s for the same patient ID Re-attending between 3 & 9 months - Adults	699	2,834	24.7%	48.4%	52.3%	50.9%
% of FP17s for Band 1 Urgent Courses	425	2,378	17.9%	9.6%	9.5%	9.1%
% of FP17s Relating to Free Repair or Replacements	20	2,378	0.8%	0.7%	0.7%	0.8%
% of FP17s Relating to Continuations	10	2,378	0.4%	0.8%	1.0%	1.1%
% of Patients satisfied with the dentistry they have received	17	20	85.0%	92.9%	91.9%	91.7%
% of Patients satisfied with the time they had to wait for an appointment	17	20	85.0%	90.0%	88.0%	88.0%

\* This is based on patients treated on this contract for their most recent course of treatment. Figures in italics indicate the base number of FP17s or Patient Questionnaire responses are less than 100. N/A is shown where the base number of responses is less than 10 during the period. % is calculated as Quantity/Base number\*100



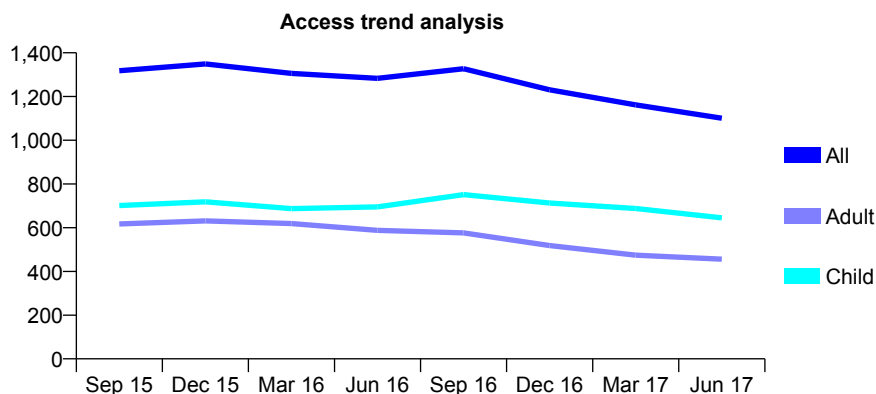
## Q69 - Vital Signs At a Glance Contract Report for 154601/0001 - June 2017

Name or company name	Oxfordshire Priority Dental Service
Contract type name	PDS Contract
Purpose of contract	General
Contract start date	01/04/2006
Contract end date	31/03/2018

17/18 Contracted general activity (UDA)	3,000
Carry forward general activity (UDA)	0
17/18 Contracted orthodontic activity (UOA)	0
Carry forward orthodontic activity (UOA)	0
Baseline contract value	£0.00

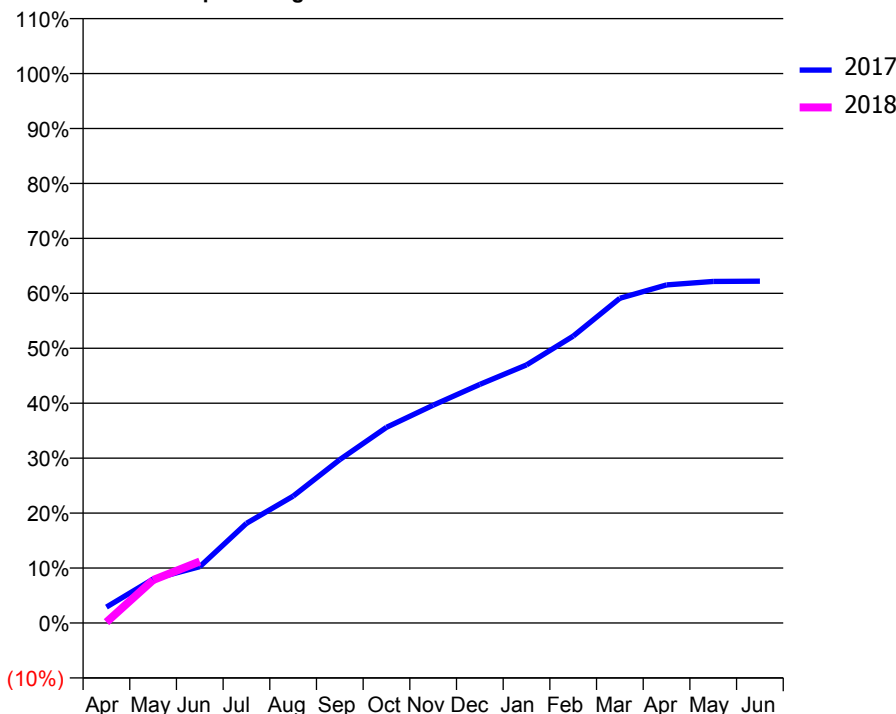
### ACCESS\*

Patients seen in 24 months	Total	Change since previous quarter
Quarter ending June 2016	1,283	
Quarter ending September 2016	1,327	↑
Quarter ending December 2016	1,231	↓
Quarter ending March 2017	1,162	↓
Quarter ending June 2017	1,101	↓
<b>Variance since June 2016</b>	<b>(14.2%)</b>	<b>↓</b>



### ACTIVITY

Cumulative percentage of contracted UDA delivered 2017 & 2018



Month	Adjusted Scheduled Activity (UDA)	
	2017	2018
April	87	4
May	240	235
June	308	336
July	544	
August	693	
September	892	
October	1,068	
November	1,189	
December	1,303	
January	1,409	
February	1,566	
March	1,773	
April	1,846	
May	1,865	
June	1,866	

### QUALITY

	Quantity	Base Number	Contract	AT	Region	England
% of FP17s for the same patient ID Re-attending within 3 months - Children	24	185	13.0%	11.3%	11.6%	12.0%
% of FP17s for the same patient ID Re-attending within 3 months - Adults	3	79	3.8%	15.1%	15.9%	16.0%
% of FP17s for the same patient ID Re-attending between 3 & 9 months - Children	61	185	33.0%	57.4%	60.4%	58.0%
% of FP17s for the same patient ID Re-attending between 3 & 9 months - Adults	14	79	17.7%	48.4%	52.3%	50.9%
% of FP17s for Band 1 Urgent Courses	40	225	17.8%	9.6%	9.5%	9.1%
% of FP17s Relating to Free Repair or Replacements	0	225	0.0%	0.7%	0.7%	0.8%
% of FP17s Relating to Continuations	1	225	0.4%	0.8%	1.0%	1.1%
% of Patients satisfied with the dentistry they have received	0	0	N/A	92.9%	91.9%	91.7%
% of Patients satisfied with the time they had to wait for an appointment	0	0	N/A	90.0%	88.0%	88.0%

\* This is based on patients treated on this contract for their most recent course of treatment. Figures in italics indicate the base number of FP17s or Patient Questionnaire responses are less than 100. N/A is shown where the base number of responses is less than 10 during the period. % is calculated as Quantity/Base number\*100

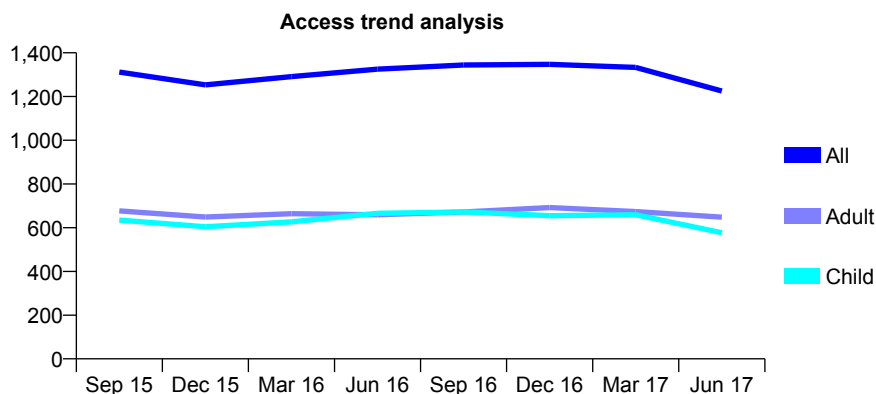
## Q69 - Vital Signs At a Glance Contract Report for 154601/0002 - June 2017

Name or company name	Oxfordshire Priority Dental Service
Contract type name	PDS Contract
Purpose of contract	General and Orthodontic
Contract start date	01/04/2006
Contract end date	31/03/2018

17/18 Contracted general activity (UDA)	4,000
Carry forward general activity (UDA)	0
17/18 Contracted orthodontic activity (UOA)	1,350
Carry forward orthodontic activity (UOA)	0
Baseline contract value	£0.00

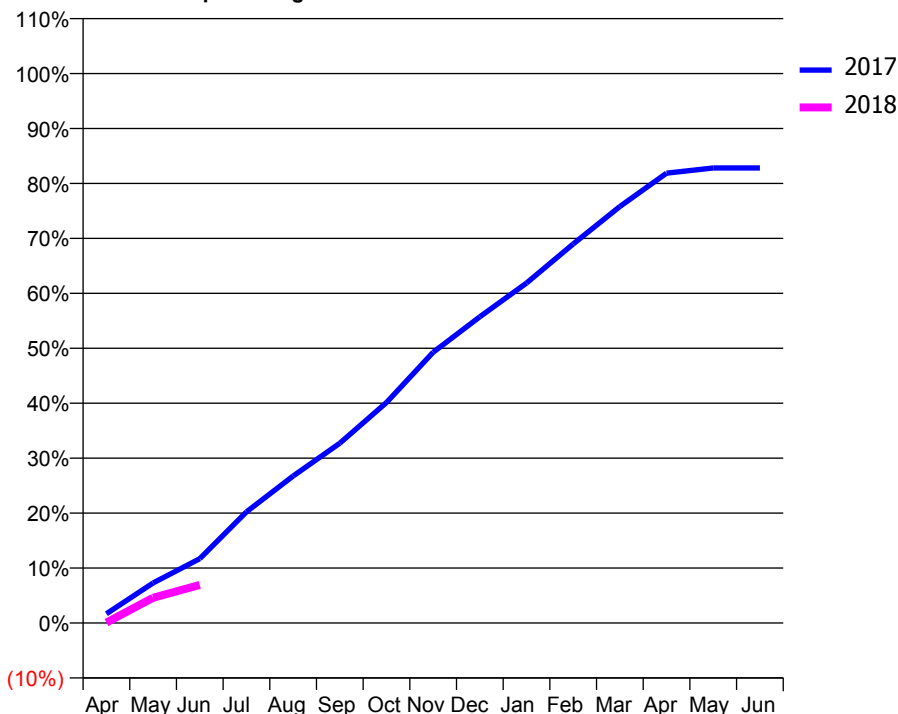
### ACCESS\*

Patients seen in 24 months	Total	Change since previous quarter
Quarter ending June 2016	1,325	
Quarter ending September 2016	1,344	→
Quarter ending December 2016	1,347	→
Quarter ending March 2017	1,333	↓
Quarter ending June 2017	1,225	↓
<b>Variance since June 2016</b>	<b>(7.5%)</b>	<b>↓</b>



### ACTIVITY

Cumulative percentage of contracted UDA delivered 2017 & 2018



Adjusted Scheduled Activity (UDA)

Month	2017	2018
April	68	3
May	292	184
June	468	277
July	809	
August	1,070	
September	1,309	
October	1,605	
November	1,971	
December	2,229	
January	2,475	
February	2,760	
March	3,032	
April	3,274	
May	3,312	
June	3,312	

### QUALITY

	Quantity	Base Number	Contract	AT	Region	England
% of FP17s for the same patient ID Re-attending within 3 months - Children	19	139	13.7%	11.3%	11.6%	12.0%
% of FP17s for the same patient ID Re-attending within 3 months - Adults	9	160	5.6%	15.1%	15.9%	16.0%
% of FP17s for the same patient ID Re-attending between 3 & 9 months - Children	23	139	16.5%	57.4%	60.4%	58.0%
% of FP17s for the same patient ID Re-attending between 3 & 9 months - Adults	35	160	21.9%	48.4%	52.3%	50.9%
% of FP17s for Band 1 Urgent Courses	12	156	7.7%	9.6%	9.5%	9.1%
% of FP17s Relating to Free Repair or Replacements	0	156	0.0%	0.7%	0.7%	0.8%
% of FP17s Relating to Continuations	3	156	1.9%	0.8%	1.0%	1.1%
% of Patients satisfied with the dentistry they have received	0	0	N/A	92.9%	91.9%	91.7%
% of Patients satisfied with the time they had to wait for an appointment	0	0	N/A	90.0%	88.0%	88.0%

\* This is based on patients treated on this contract for their most recent course of treatment. Figures in italics indicate the base number of FP17s or Patient Questionnaire responses are less than 100. N/A is shown where the base number of responses is less than 10 during the period. % is calculated as Quantity/Base number\*100

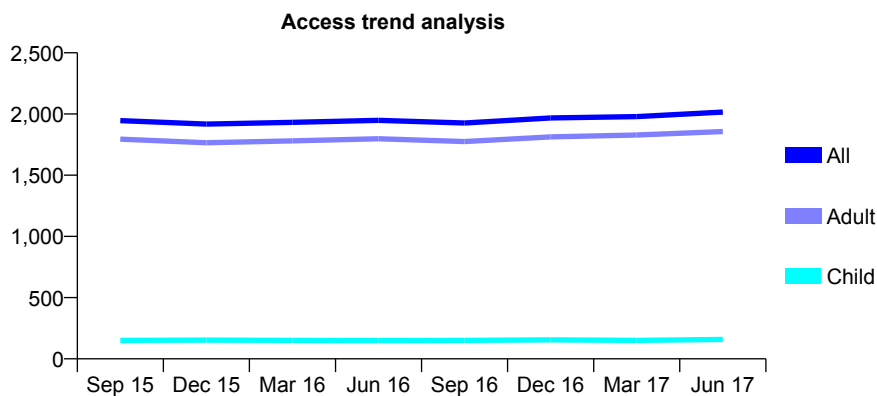
## Q69 - Vital Signs At a Glance Contract Report for 154601/0003 - June 2017

Name or company name	Oxfordshire Priority Dental Service
Contract type name	PDS Contract
Purpose of contract	General
Contract start date	01/04/2006
Contract end date	31/03/2018

17/18 Contracted general activity (UDA)	4,000
Carry forward general activity (UDA)	0
17/18 Contracted orthodontic activity (UOA)	0
Carry forward orthodontic activity (UOA)	0
Baseline contract value	£0.00

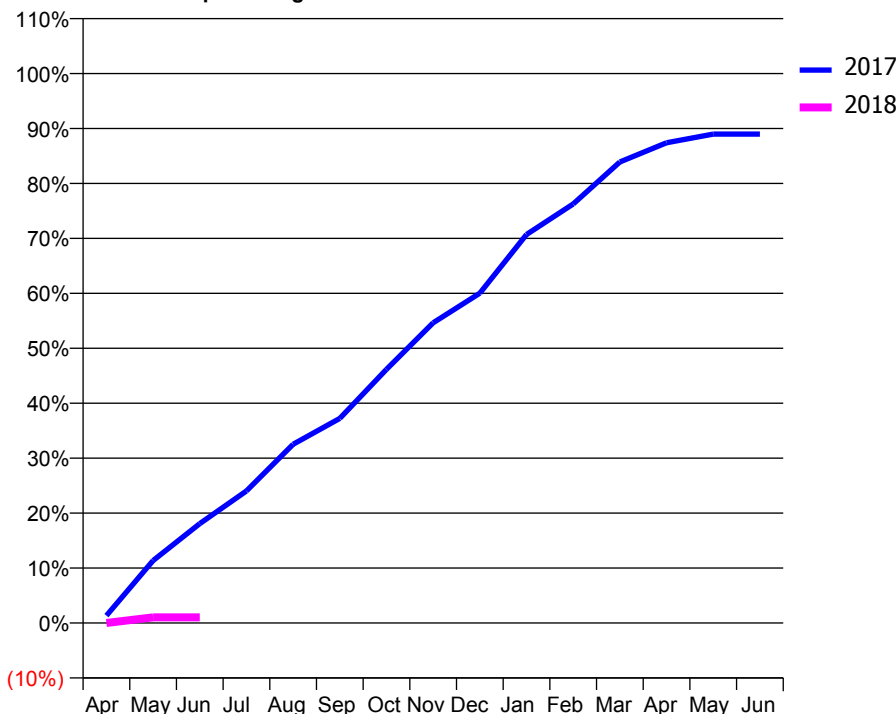
### ACCESS\*

Patients seen in 24 months	Total	Change since previous quarter
Quarter ending June 2016	1,948	
Quarter ending September 2016	1,926	↓
Quarter ending December 2016	1,968	↑
Quarter ending March 2017	1,979	→
Quarter ending June 2017	2,016	→
<b>Variance since June 2016</b>	<b>3.5%</b>	<b>↑</b>



### ACTIVITY

Cumulative percentage of contracted UDA delivered 2017 & 2018



Month	Adjusted Scheduled Activity (UDA)	
	2017	2018
April	54	0
May	455	41
June	724	41
July	961	
August	1,301	
September	1,489	
October	1,847	
November	2,185	
December	2,401	
January	2,828	
February	3,050	
March	3,356	
April	3,496	
May	3,559	
June	3,559	

### QUALITY

	Quantity	Base Number	Contract	AT	Region	England
% of FP17s for the same patient ID Re-attending within 3 months - Children	0	41	0.0%	11.3%	11.6%	12.0%
% of FP17s for the same patient ID Re-attending within 3 months - Adults	6	166	3.6%	15.1%	15.9%	16.0%
% of FP17s for the same patient ID Re-attending between 3 & 9 months - Children	1	41	2.4%	57.4%	60.4%	58.0%
% of FP17s for the same patient ID Re-attending between 3 & 9 months - Adults	1	166	0.6%	48.4%	52.3%	50.9%
% of FP17s for Band 1 Urgent Courses	34	34	100.0%	9.6%	9.5%	9.1%
% of FP17s Relating to Free Repair or Replacements	0	34	0.0%	0.7%	0.7%	0.8%
% of FP17s Relating to Continuations	0	34	0.0%	0.8%	1.0%	1.1%
% of Patients satisfied with the dentistry they have received	0	0	N/A	92.9%	91.9%	91.7%
% of Patients satisfied with the time they had to wait for an appointment	0	0	N/A	90.0%	88.0%	88.0%

\* This is based on patients treated on this contract for their most recent course of treatment. Figures in italics indicate the base number of FP17s or Patient Questionnaire responses are less than 100. N/A is shown where the base number of responses is less than 10 during the period. % is calculated as Quantity/Base number\*100

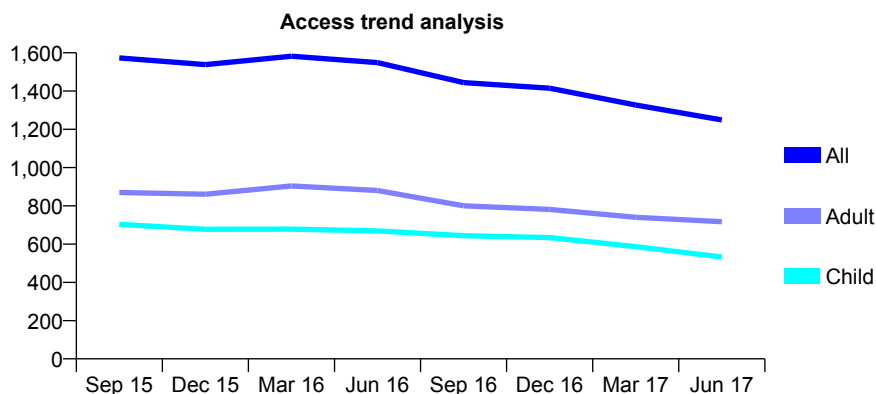
## Q69 - Vital Signs At a Glance Contract Report for 154601/0004 - June 2017

Name or company name	Oxfordshire Priority Dental Service
Contract type name	PDS Contract
Purpose of contract	General
Contract start date	01/04/2006
Contract end date	31/03/2018

17/18 Contracted general activity (UDA)	5,000
Carry forward general activity (UDA)	0
17/18 Contracted orthodontic activity (UOA)	0
Carry forward orthodontic activity (UOA)	0
Baseline contract value	£0.00

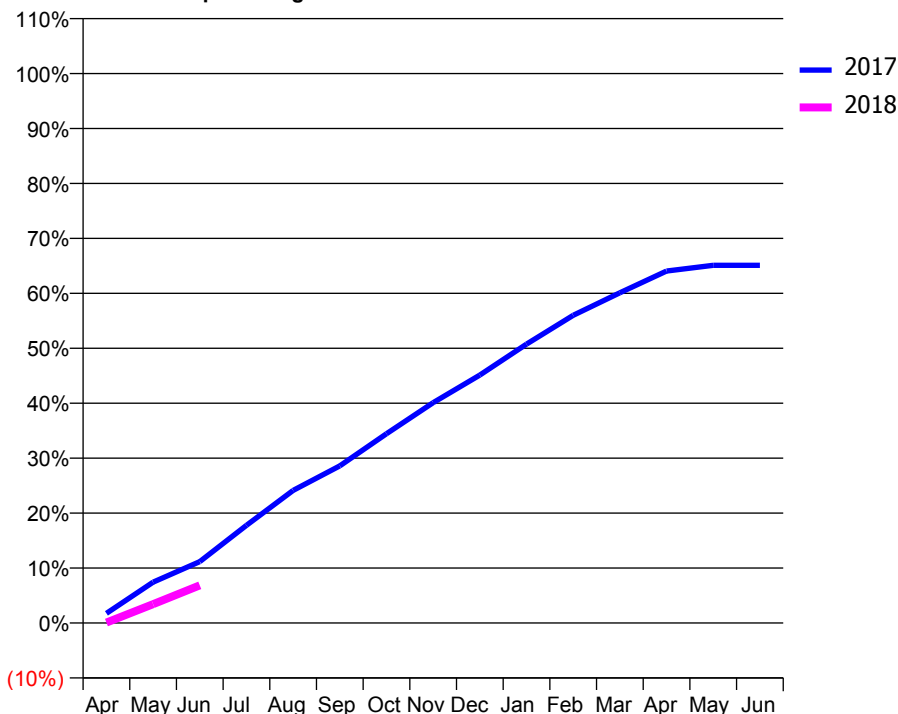
### ACCESS\*

Patients seen in 24 months	Total	Change since previous quarter
Quarter ending June 2016	1,549	
Quarter ending September 2016	1,444	↓
Quarter ending December 2016	1,415	↓
Quarter ending March 2017	1,327	↓
Quarter ending June 2017	1,249	↓
<b>Variance since June 2016</b>	<b>(19.4%)</b>	<b>↓</b>



### ACTIVITY

Cumulative percentage of contracted UDA delivered 2017 & 2018



Adjusted Scheduled Activity (UDA)

Month	2017	2018
April	88	4
May	372	172
June	559	342
July	889	
August	1,207	
September	1,429	
October	1,723	
November	2,005	
December	2,257	
January	2,538	
February	2,800	
March	3,005	
April	3,202	
May	3,255	
June	3,255	

### QUALITY

	Quantity	Base Number	Contract	AT	Region	England
% of FP17s for the same patient ID Re-attending within 3 months - Children	25	151	16.6%	11.3%	11.6%	12.0%
% of FP17s for the same patient ID Re-attending within 3 months - Adults	16	117	13.7%	15.1%	15.9%	16.0%
% of FP17s for the same patient ID Re-attending between 3 & 9 months - Children	56	151	37.1%	57.4%	60.4%	58.0%
% of FP17s for the same patient ID Re-attending between 3 & 9 months - Adults	20	117	17.1%	48.4%	52.3%	50.9%
% of FP17s for Band 1 Urgent Courses	26	176	14.8%	9.6%	9.5%	9.1%
% of FP17s Relating to Free Repair or Replacements	0	176	0.0%	0.7%	0.7%	0.8%
% of FP17s Relating to Continuations	3	176	1.7%	0.8%	1.0%	1.1%
% of Patients satisfied with the dentistry they have received	2	2	N/A	92.9%	91.9%	91.7%
% of Patients satisfied with the time they had to wait for an appointment	2	2	N/A	90.0%	88.0%	88.0%

\* This is based on patients treated on this contract for their most recent course of treatment. Figures in italics indicate the base number of FP17s or Patient Questionnaire responses are less than 100. N/A is shown where the base number of responses is less than 10 during the period. % is calculated as Quantity/Base number\*100

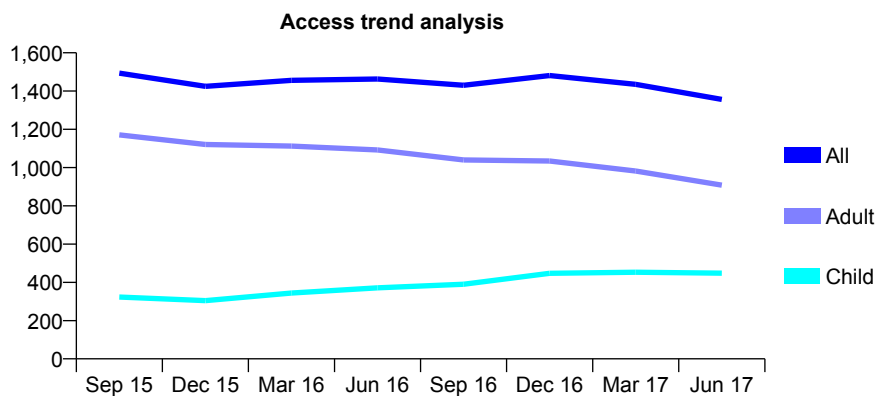
## Q69 - Vital Signs At a Glance Contract Report for 154601/0006 - June 2017

Name or company name	Oxfordshire Priority Dental Service
Contract type name	PDS Contract
Purpose of contract	General
Contract start date	01/04/2006
Contract end date	31/03/2018

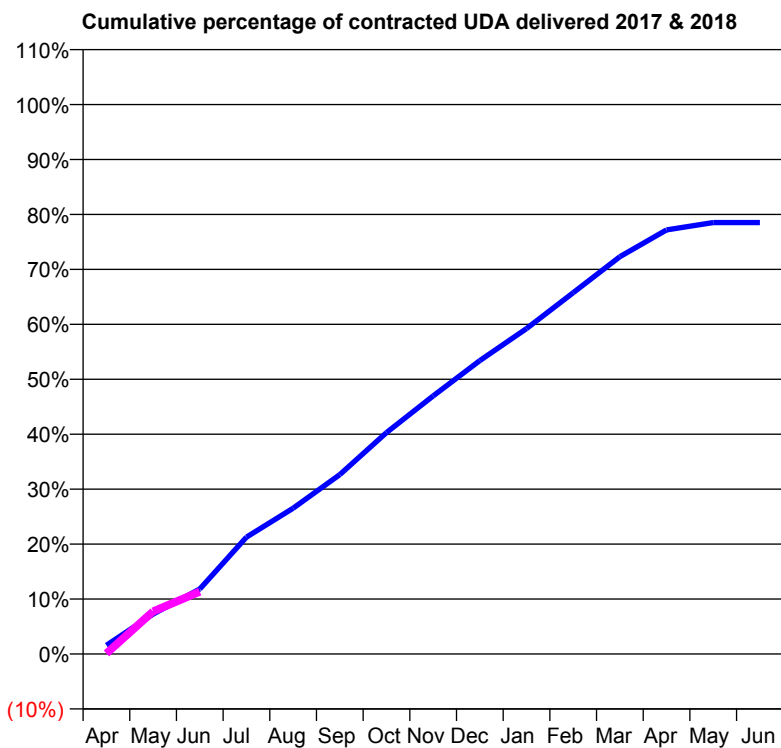
17/18 Contracted general activity (UDA)	4,000
Carry forward general activity (UDA)	0
17/18 Contracted orthodontic activity (UOA)	0
Carry forward orthodontic activity (UOA)	0
Baseline contract value	£0.00

### ACCESS\*

Patients seen in 24 months	Total	Change since previous quarter
Quarter ending June 2016	1,463	
Quarter ending September 2016	1,430	↓
Quarter ending December 2016	1,481	↑
Quarter ending March 2017	1,435	↓
Quarter ending June 2017	1,356	↓
<b>Variance since June 2016</b>	<b>(7.3%)</b>	<b>↓</b>



### ACTIVITY



Adjusted Scheduled Activity (UDA)		
Month	2017	2018
April	63	4
May	291	310
June	473	454
July	851	
August	1,062	
September	1,306	
October	1,611	
November	1,879	
December	2,136	
January	2,369	
February	2,630	
March	2,892	
April	3,087	
May	3,141	
June	3,141	

### QUALITY

	Quantity	Base Number	Contract	AT	Region	England
% of FP17s for the same patient ID Re-attending within 3 months - Children	9	138	6.5%	11.3%	11.6%	12.0%
% of FP17s for the same patient ID Re-attending within 3 months - Adults	17	189	9.0%	15.1%	15.9%	16.0%
% of FP17s for the same patient ID Re-attending between 3 & 9 months - Children	35	138	25.4%	57.4%	60.4%	58.0%
% of FP17s for the same patient ID Re-attending between 3 & 9 months - Adults	56	189	29.6%	48.4%	52.3%	50.9%
% of FP17s for Band 1 Urgent Courses	56	238	23.5%	9.6%	9.5%	9.1%
% of FP17s Relating to Free Repair or Replacements	0	238	0.0%	0.7%	0.7%	0.8%
% of FP17s Relating to Continuations	4	238	1.7%	0.8%	1.0%	1.1%
% of Patients satisfied with the dentistry they have received	0	0	N/A	92.9%	91.9%	91.7%
% of Patients satisfied with the time they had to wait for an appointment	0	0	N/A	90.0%	88.0%	88.0%

\* This is based on patients treated on this contract for their most recent course of treatment. Figures in italics indicate the base number of FP17s or Patient Questionnaire responses are less than 100. N/A is shown where the base number of responses is less than 10 during the period. % is calculated as Quantity/Base number\*100

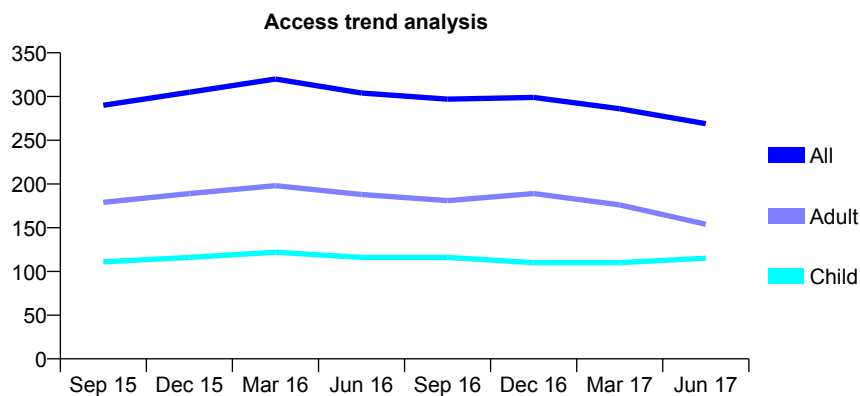
## Q69 - Vital Signs At a Glance Contract Report for 154601/0007 - June 2017

Name or company name	Oxfordshire Priority Dental Service
Contract type name	PDS Contract
Purpose of contract	General
Contract start date	01/04/2006
Contract end date	31/03/2018

17/18 Contracted general activity (UDA)	1,000
Carry forward general activity (UDA)	0
17/18 Contracted orthodontic activity (UOA)	0
Carry forward orthodontic activity (UOA)	0
Baseline contract value	£0.00

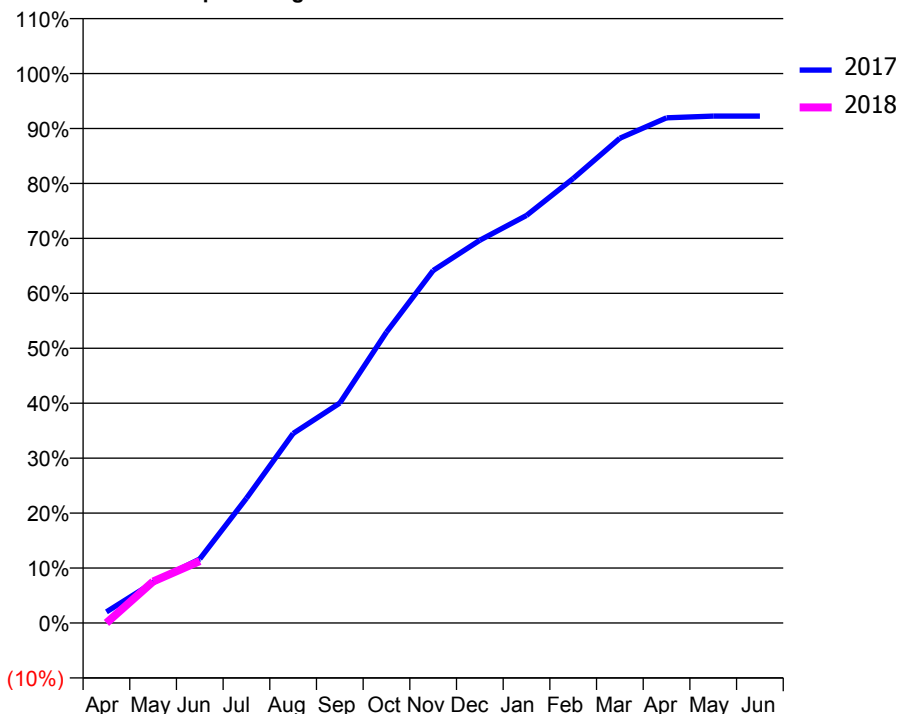
### ACCESS\*

Patients seen in 24 months	Total	Change since previous quarter
Quarter ending June 2016	304	
Quarter ending September 2016	297	↓
Quarter ending December 2016	299	→
Quarter ending March 2017	286	↓
Quarter ending June 2017	269	↓
<b>Variance since June 2016</b>	<b>(11.5%)</b>	<b>↓</b>



### ACTIVITY

Cumulative percentage of contracted UDA delivered 2017 & 2018



Month	Adjusted Scheduled Activity (UDA)	
	2017	2018
April	20	0
May	74	76
June	117	113
July	227	
August	345	
September	400	
October	529	
November	642	
December	697	
January	742	
February	809	
March	882	
April	919	
May	922	
June	922	

### QUALITY

	Quantity	Base Number	Contract	AT	Region	England
% of FP17s for the same patient ID Re-attending within 3 months - Children	5	56	8.9%	11.3%	11.6%	12.0%
% of FP17s for the same patient ID Re-attending within 3 months - Adults	1	9	11.1%	15.1%	15.9%	16.0%
% of FP17s for the same patient ID Re-attending between 3 & 9 months - Children	26	56	46.4%	57.4%	60.4%	58.0%
% of FP17s for the same patient ID Re-attending between 3 & 9 months - Adults	5	9	55.6%	48.4%	52.3%	50.9%
% of FP17s for Band 1 Urgent Courses	3	47	6.4%	9.6%	9.5%	9.1%
% of FP17s Relating to Free Repair or Replacements	0	47	0.0%	0.7%	0.7%	0.8%
% of FP17s Relating to Continuations	3	47	6.4%	0.8%	1.0%	1.1%
% of Patients satisfied with the dentistry they have received	0	0	N/A	92.9%	91.9%	91.7%
% of Patients satisfied with the time they had to wait for an appointment	0	0	N/A	90.0%	88.0%	88.0%

\* This is based on patients treated on this contract for their most recent course of treatment. Figures in italics indicate the base number of FP17s or Patient Questionnaire responses are less than 100. N/A is shown where the base number of responses is less than 10 during the period. % is calculated as Quantity/Base number\*100

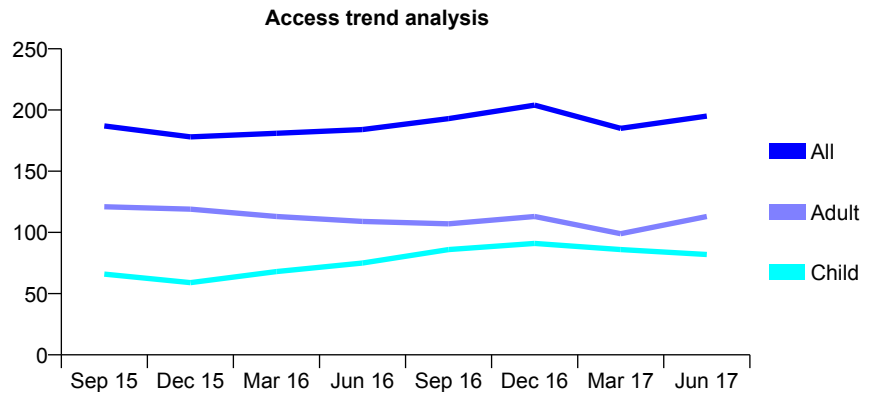
## Q69 - Vital Signs At a Glance Contract Report for 154601/0008 - June 2017

Name or company name	Oxfordshire Priority Dental Service
Contract type name	PDS Contract
Purpose of contract	General
Contract start date	01/04/2006
Contract end date	31/03/2018

17/18 Contracted general activity (UDA)	1,000
Carry forward general activity (UDA)	0
17/18 Contracted orthodontic activity (UOA)	0
Carry forward orthodontic activity (UOA)	0
Baseline contract value	£0.00

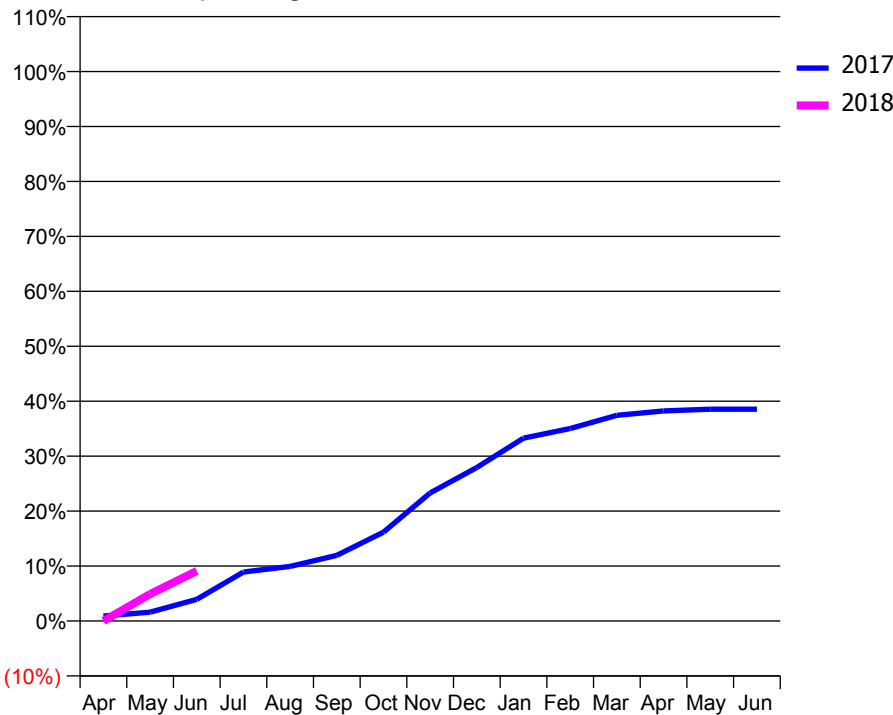
### ACCESS\*

Patients seen in 24 months	Total	Change since previous quarter
Quarter ending June 2016	184	
Quarter ending September 2016	193	↑
Quarter ending December 2016	204	↑
Quarter ending March 2017	185	↓
Quarter ending June 2017	195	↑
<b>Variance since June 2016</b>	<b>6.0%</b>	<b>↑</b>



### ACTIVITY

Cumulative percentage of contracted UDA delivered 2017 & 2018



Month	Adjusted Scheduled Activity (UDA)	
	2017	2018
April	9	0
May	16	49
June	39	91
July	89	
August	99	
September	119	
October	162	
November	233	
December	279	
January	333	
February	350	
March	374	
April	382	
May	385	
June	385	

### QUALITY

	Quantity	Base Number	Contract	AT	Region	England
% of FP17s for the same patient ID Re-attending within 3 months - Children	0	29	0.0%	11.3%	11.6%	12.0%
% of FP17s for the same patient ID Re-attending within 3 months - Adults	0	37	0.0%	15.1%	15.9%	16.0%
% of FP17s for the same patient ID Re-attending between 3 & 9 months - Children	8	29	27.6%	57.4%	60.4%	58.0%
% of FP17s for the same patient ID Re-attending between 3 & 9 months - Adults	11	37	29.7%	48.4%	52.3%	50.9%
% of FP17s for Band 1 Urgent Courses	1	61	1.6%	9.6%	9.5%	9.1%
% of FP17s Relating to Free Repair or Replacements	0	61	0.0%	0.7%	0.7%	0.8%
% of FP17s Relating to Continuations	0	61	0.0%	0.8%	1.0%	1.1%
% of Patients satisfied with the dentistry they have received	0	0	N/A	92.9%	91.9%	91.7%
% of Patients satisfied with the time they had to wait for an appointment	0	0	N/A	90.0%	88.0%	88.0%

\* This is based on patients treated on this contract for their most recent course of treatment. Figures in italics indicate the base number of FP17s or Patient Questionnaire responses are less than 100. N/A is shown where the base number of responses is less than 10 during the period. % is calculated as Quantity/Base number\*100

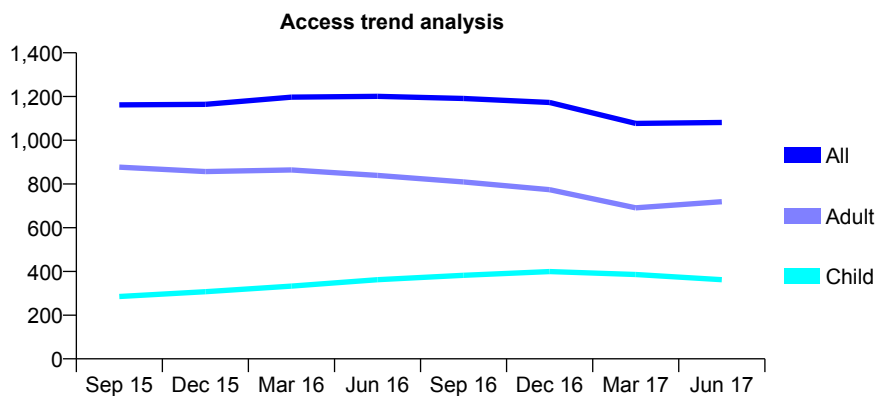
## Q69 - Vital Signs At a Glance Contract Report for 154601/0009 - June 2017

Name or company name	Oxfordshire Priority Dental Service
Contract type name	PDS Contract
Purpose of contract	General
Contract start date	01/04/2006
Contract end date	31/03/2018

17/18 Contracted general activity (UDA)	3,000
Carry forward general activity (UDA)	0
17/18 Contracted orthodontic activity (UOA)	0
Carry forward orthodontic activity (UOA)	0
Baseline contract value	£0.00

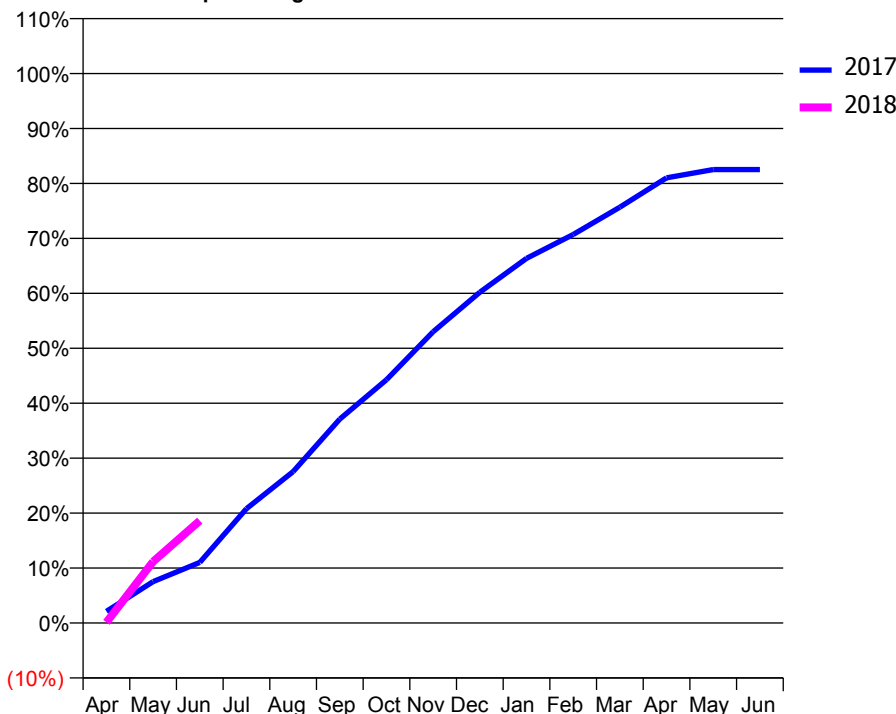
### ACCESS\*

Patients seen in 24 months	Total	Change since previous quarter
Quarter ending June 2016	1,201	
Quarter ending September 2016	1,191	→
Quarter ending December 2016	1,173	↓
Quarter ending March 2017	1,077	↓
Quarter ending June 2017	1,081	→
<b>Variance since June 2016</b>	<b>(10.0%)</b>	<b>↓</b>



### ACTIVITY

Cumulative percentage of contracted UDA delivered 2017 & 2018



Month	Adjusted Scheduled Activity (UDA)	
	2017	2018
April	64	4
May	226	336
June	331	558
July	625	
August	827	
September	1,113	
October	1,328	
November	1,590	
December	1,806	
January	1,991	
February	2,121	
March	2,270	
April	2,430	
May	2,476	
June	2,476	

### QUALITY

	Quantity	Base Number	Contract	AT	Region	England
% of FP17s for the same patient ID Re-attending within 3 months - Children	8	123	6.5%	11.3%	11.6%	12.0%
% of FP17s for the same patient ID Re-attending within 3 months - Adults	18	245	7.3%	15.1%	15.9%	16.0%
% of FP17s for the same patient ID Re-attending between 3 & 9 months - Children	44	123	35.8%	57.4%	60.4%	58.0%
% of FP17s for the same patient ID Re-attending between 3 & 9 months - Adults	71	245	29.0%	48.4%	52.3%	50.9%
% of FP17s for Band 1 Urgent Courses	57	282	20.2%	9.6%	9.5%	9.1%
% of FP17s Relating to Free Repair or Replacements	0	282	0.0%	0.7%	0.7%	0.8%
% of FP17s Relating to Continuations	2	282	0.7%	0.8%	1.0%	1.1%
% of Patients satisfied with the dentistry they have received	2	2	N/A	92.9%	91.9%	91.7%
% of Patients satisfied with the time they had to wait for an appointment	1	2	N/A	90.0%	88.0%	88.0%

\* This is based on patients treated on this contract for their most recent course of treatment. Figures in italics indicate the base number of FP17s or Patient Questionnaire responses are less than 100. N/A is shown where the base number of responses is less than 10 during the period. % is calculated as Quantity/Base number\*100



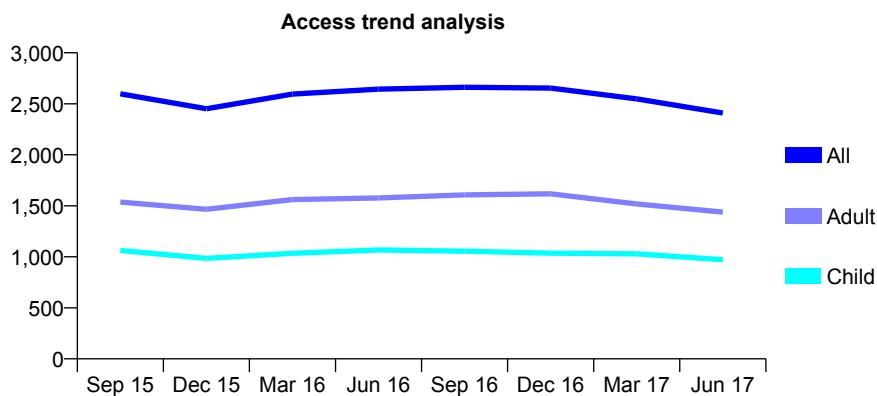
## Q69 - Vital Signs At a Glance Contract Report for 154601/0010 - June 2017

Name or company name	Oxfordshire Priority Dental Service
Contract type name	PDS Contract
Purpose of contract	General
Contract start date	01/04/2006
Contract end date	31/03/2018

17/18 Contracted general activity (UDA)	5,400
Carry forward general activity (UDA)	0
17/18 Contracted orthodontic activity (UOA)	0
Carry forward orthodontic activity (UOA)	0
Baseline contract value	£0.00

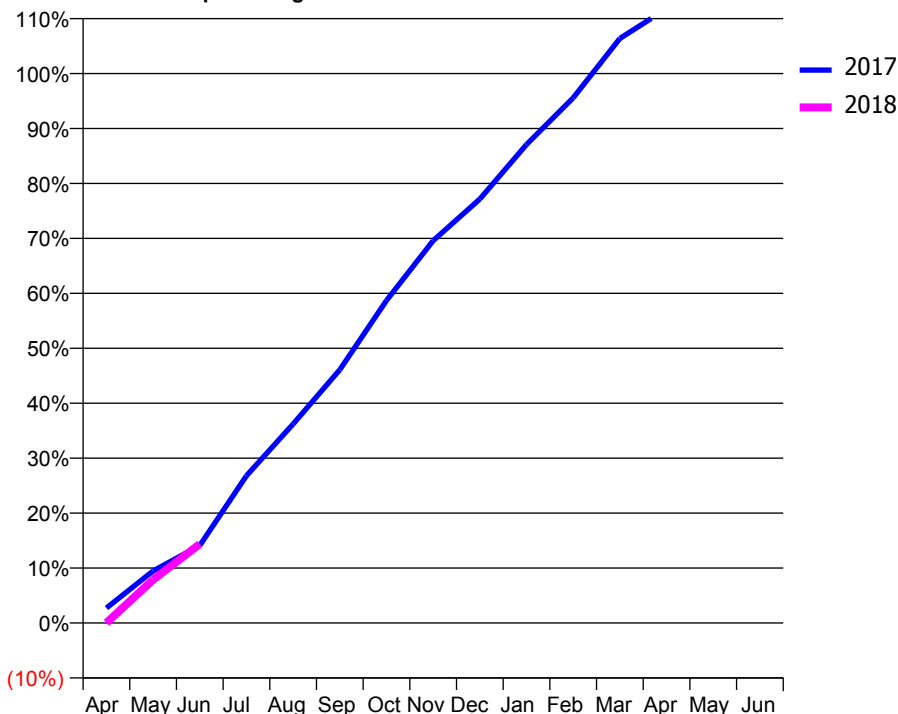
### ACCESS\*

Patients seen in 24 months	Total	Change since previous quarter
Quarter ending June 2016	2,644	
Quarter ending September 2016	2,662	→
Quarter ending December 2016	2,654	→
Quarter ending March 2017	2,548	↓
Quarter ending June 2017	2,410	↓
<b>Variance since June 2016</b>	<b>(8.9%)</b>	<b>↓</b>



### ACTIVITY

Cumulative percentage of contracted UDA delivered 2017 & 2018



Adjusted Scheduled Activity (UDA)

Month	2017	2018
April	147	2
May	512	425
June	763	777
July	1,448	
August	1,956	
September	2,489	
October	3,169	
November	3,758	
December	4,166	
January	4,703	
February	5,161	
March	5,745	
April	6,037	
May	6,094	
June	6,096	

### QUALITY

	Quantity	Base Number	Contract	AT	Region	England
% of FP17s for the same patient ID Re-attending within 3 months - Children	24	271	8.9%	11.3%	11.6%	12.0%
% of FP17s for the same patient ID Re-attending within 3 months - Adults	24	274	8.8%	15.1%	15.9%	16.0%
% of FP17s for the same patient ID Re-attending between 3 & 9 months - Children	88	271	32.5%	57.4%	60.4%	58.0%
% of FP17s for the same patient ID Re-attending between 3 & 9 months - Adults	69	274	25.2%	48.4%	52.3%	50.9%
% of FP17s for Band 1 Urgent Courses	80	417	19.2%	9.6%	9.5%	9.1%
% of FP17s Relating to Free Repair or Replacements	0	417	0.0%	0.7%	0.7%	0.8%
% of FP17s Relating to Continuations	3	417	0.7%	0.8%	1.0%	1.1%
% of Patients satisfied with the dentistry they have received	1	1	N/A	92.9%	91.9%	91.7%
% of Patients satisfied with the time they had to wait for an appointment	1	1	N/A	90.0%	88.0%	88.0%

\* This is based on patients treated on this contract for their most recent course of treatment. Figures in italics indicate the base number of FP17s or Patient Questionnaire responses are less than 100. N/A is shown where the base number of responses is less than 10 during the period. % is calculated as Quantity/Base number\*100

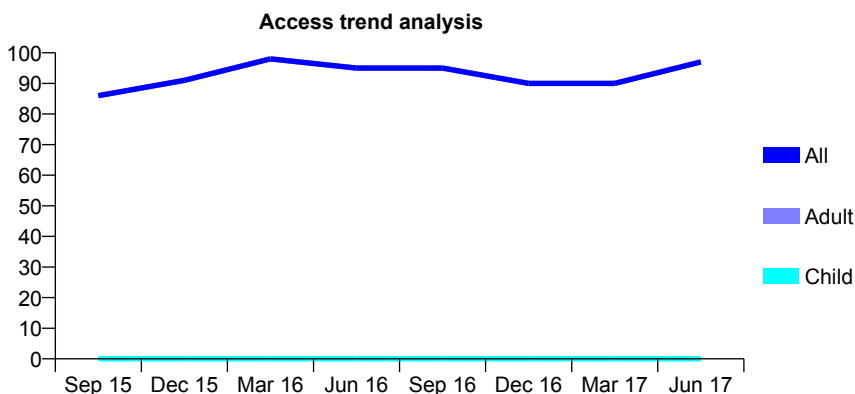
## Q69 - Vital Signs At a Glance Contract Report for 154601/0012 - June 2017

Name or company name	Oxfordshire Priority Dental Service
Contract type name	PDS Contract
Purpose of contract	General
Contract start date	01/04/2006
Contract end date	31/03/2018

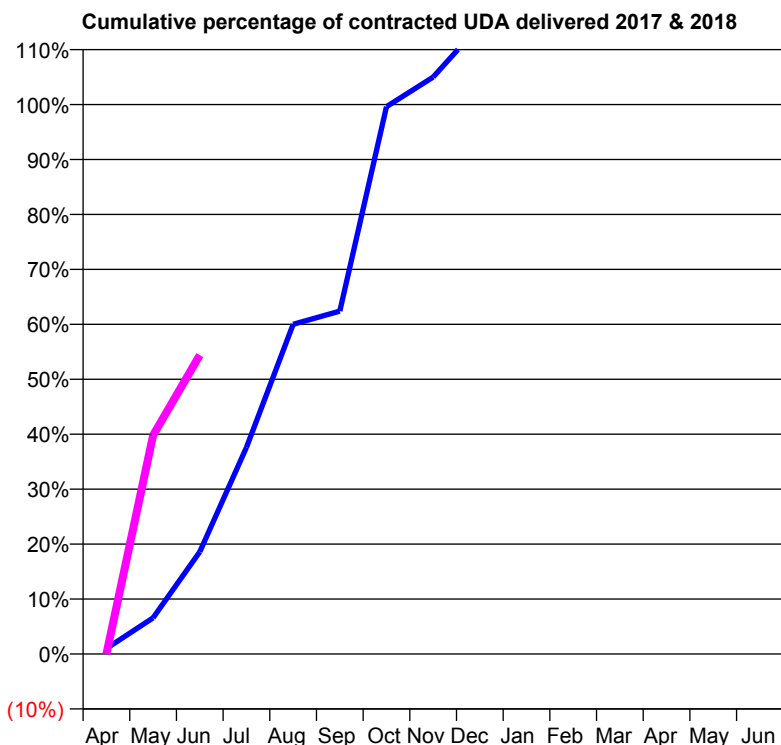
17/18 Contracted general activity (UDA)	100
Carry forward general activity (UDA)	0
17/18 Contracted orthodontic activity (UOA)	0
Carry forward orthodontic activity (UOA)	0
Baseline contract value	£0.00

### ACCESS\*

Patients seen in 24 months	Total	Change since previous quarter
Quarter ending June 2016	95	
Quarter ending September 2016	95	→
Quarter ending December 2016	90	↓
Quarter ending March 2017	90	→
Quarter ending June 2017	97	↑
<b>Variance since June 2016</b>	<b>2.1%</b>	<b>↑</b>



### ACTIVITY



Adjusted Scheduled Activity (UDA)		
Month	2017	2018
April	1	0
May	7	40
June	19	54
July	38	
August	60	
September	62	
October	100	
November	105	
December	114	
January	136	
February	145	
March	156	
April	170	
May	177	
June	177	

### QUALITY

	Quantity	Base Number	Contract	AT	Region	England
% of FP17s for the same patient ID Re-attending within 3 months - Children	0	0	N/A	11.3%	11.6%	12.0%
% of FP17s for the same patient ID Re-attending within 3 months - Adults	5	33	15.2%	15.1%	15.9%	16.0%
% of FP17s for the same patient ID Re-attending between 3 & 9 months - Children	0	0	N/A	57.4%	60.4%	58.0%
% of FP17s for the same patient ID Re-attending between 3 & 9 months - Adults	1	33	3.0%	48.4%	52.3%	50.9%
% of FP17s for Band 1 Urgent Courses	7	21	33.3%	9.6%	9.5%	9.1%
% of FP17s Relating to Free Repair or Replacements	0	21	0.0%	0.7%	0.7%	0.8%
% of FP17s Relating to Continuations	0	21	0.0%	0.8%	1.0%	1.1%
% of Patients satisfied with the dentistry they have received	0	0	N/A	92.9%	91.9%	91.7%
% of Patients satisfied with the time they had to wait for an appointment	0	0	N/A	90.0%	88.0%	88.0%

\* This is based on patients treated on this contract for their most recent course of treatment. Figures in italics indicate the base number of FP17s or Patient Questionnaire responses are less than 100. N/A is shown where the base number of responses is less than 10 during the period. % is calculated as Quantity/Base number\*100

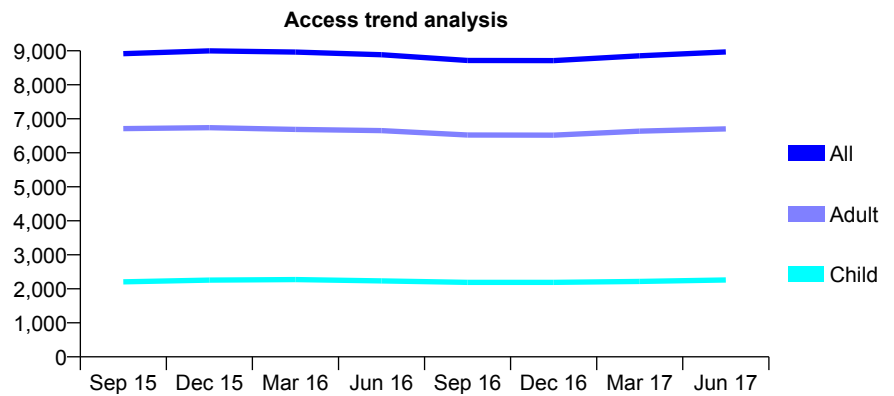
## Q69 - Vital Signs At a Glance Contract Report for 155713/0001 - June 2017

Name or company name	NIGHTINGALE COTTAGE DENTAL PRAC
Contract type name	GDS Contract
Purpose of contract	General
Contract start date	01/04/2013
Contract end date	

17/18 Contracted general activity (UDA)	24,761
Carry forward general activity (UDA)	0
17/18 Contracted orthodontic activity (UOA)	0
Carry forward orthodontic activity (UOA)	0
Baseline contract value	£548,232.97

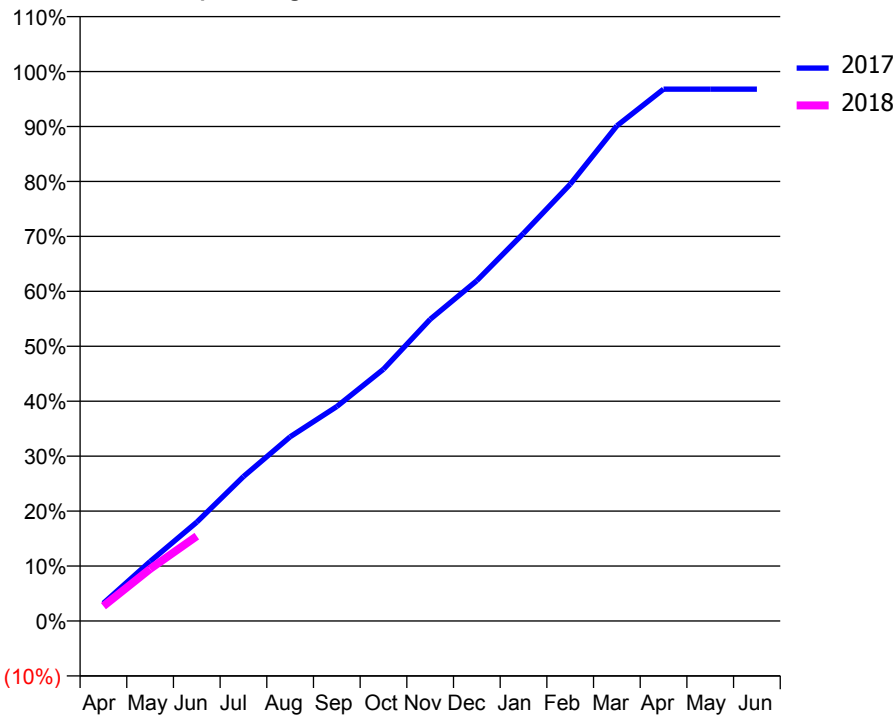
### ACCESS\*

Patients seen in 24 months	Total	Change since previous quarter
Quarter ending June 2016	8,886	
Quarter ending September 2016	8,714	↓
Quarter ending December 2016	8,711	→
Quarter ending March 2017	8,854	→
Quarter ending June 2017	8,966	→
<b>Variance since June 2016</b>	<b>0.9%</b>	<b>→</b>



### ACTIVITY

Cumulative percentage of contracted UDA delivered 2017 & 2018



Month	Adjusted Scheduled Activity (UDA)	
	2017	2018
April	799	667
May	2,683	2,346
June	4,455	3,827
July	6,508	
August	8,298	
September	9,664	
October	11,347	
November	13,593	
December	15,340	
January	17,472	
February	19,680	
March	22,311	
April	23,967	
May	23,968	
June	23,968	

### QUALITY

	Quantity	Base Number	Contract	AT	Region	England
% of FP17s for the same patient ID Re-attending within 3 months - Children	47	859	5.5%	11.3%	11.6%	12.0%
% of FP17s for the same patient ID Re-attending within 3 months - Adults	232	2,147	10.8%	15.1%	15.9%	16.0%
% of FP17s for the same patient ID Re-attending between 3 & 9 months - Children	497	859	57.9%	57.4%	60.4%	58.0%
% of FP17s for the same patient ID Re-attending between 3 & 9 months - Adults	1,076	2,147	50.1%	48.4%	52.3%	50.9%
% of FP17s for Band 1 Urgent Courses	168	2,390	7.0%	9.6%	9.5%	9.1%
% of FP17s Relating to Free Repair or Replacements	13	2,390	0.5%	0.7%	0.7%	0.8%
% of FP17s Relating to Continuations	35	2,390	1.5%	0.8%	1.0%	1.1%
% of Patients satisfied with the dentistry they have received	24	24	100.0%	92.9%	91.9%	91.7%
% of Patients satisfied with the time they had to wait for an appointment	22	24	91.7%	90.0%	88.0%	88.0%

\* This is based on patients treated on this contract for their most recent course of treatment. Figures in italics indicate the base number of FP17s or Patient Questionnaire responses are less than 100. N/A is shown where the base number of responses is less than 10 during the period. % is calculated as Quantity/Base number\*100

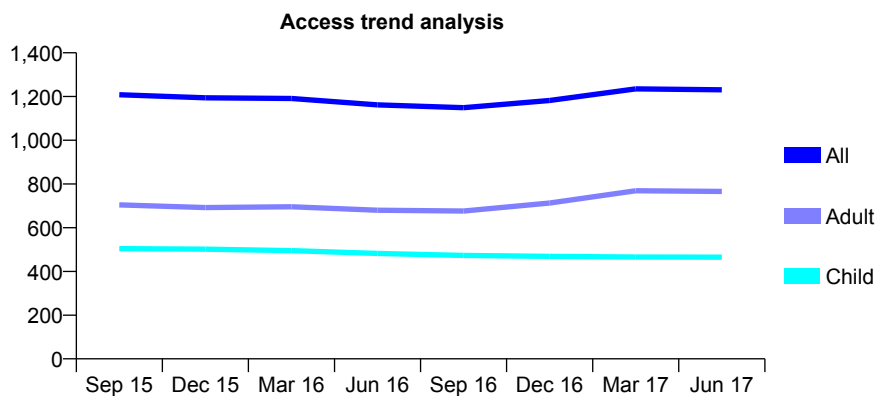
## Q69 - Vital Signs At a Glance Contract Report for 156043/0001 - June 2017

Name or company name	Burghfield Dental Care Limited
Contract type name	GDS Contract
Purpose of contract	General
Contract start date	01/01/2013
Contract end date	

17/18 Contracted general activity (UDA)	3,945
Carry forward general activity (UDA)	0
17/18 Contracted orthodontic activity (UOA)	0
Carry forward orthodontic activity (UOA)	0
Baseline contract value	£90,208.38

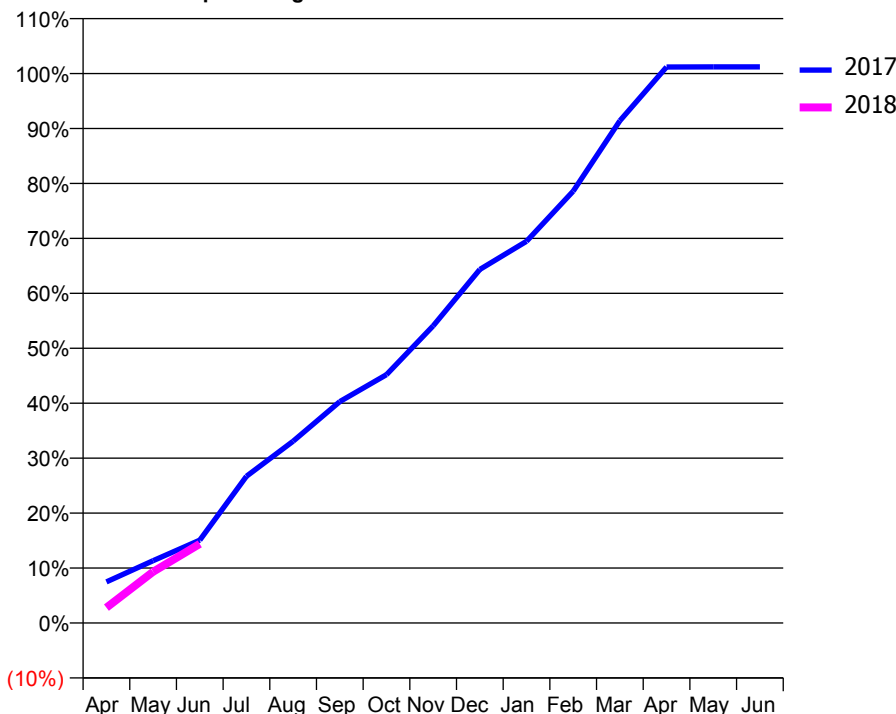
### ACCESS\*

Patients seen in 24 months	Total	Change since previous quarter
Quarter ending June 2016	1,162	
Quarter ending September 2016	1,149	↓
Quarter ending December 2016	1,182	↑
Quarter ending March 2017	1,235	↑
Quarter ending June 2017	1,231	→
<b>Variance since June 2016</b>	<b>5.9%</b>	<b>↑</b>



### ACTIVITY

Cumulative percentage of contracted UDA delivered 2017 & 2018



Adjusted Scheduled Activity (UDA)		
Month	2017	2018
April	296	110
May	447	368
June	595	568
July	1,054	
August	1,305	
September	1,589	
October	1,783	
November	2,133	
December	2,538	
January	2,740	
February	3,100	
March	3,606	
April	3,991	
May	3,992	
June	3,992	

### QUALITY

	Quantity	Base Number	Contract	AT	Region	England
% of FP17s for the same patient ID Re-attending within 3 months - Children	21	196	10.7%	11.3%	11.6%	12.0%
% of FP17s for the same patient ID Re-attending within 3 months - Adults	30	271	11.1%	15.1%	15.9%	16.0%
% of FP17s for the same patient ID Re-attending between 3 & 9 months - Children	136	196	69.4%	57.4%	60.4%	58.0%
% of FP17s for the same patient ID Re-attending between 3 & 9 months - Adults	175	271	64.6%	48.4%	52.3%	50.9%
% of FP17s for Band 1 Urgent Courses	14	346	4.0%	9.6%	9.5%	9.1%
% of FP17s Relating to Free Repair or Replacements	2	346	0.6%	0.7%	0.7%	0.8%
% of FP17s Relating to Continuations	0	346	0.0%	0.8%	1.0%	1.1%
% of Patients satisfied with the dentistry they have received	6	6	N/A	92.9%	91.9%	91.7%
% of Patients satisfied with the time they had to wait for an appointment	6	6	N/A	90.0%	88.0%	88.0%

\* This is based on patients treated on this contract for their most recent course of treatment. Figures in italics indicate the base number of FP17s or Patient Questionnaire responses are less than 100. N/A is shown where the base number of responses is less than 10 during the period. % is calculated as Quantity/Base number\*100

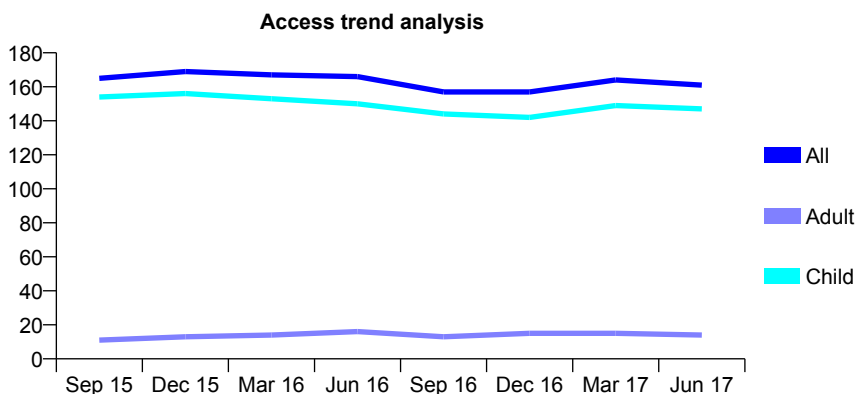
## Q69 - Vital Signs At a Glance Contract Report for 157651/0001 - June 2017

Name or company name	Chesham Dental Care
Contract type name	GDS Contract
Purpose of contract	General
Contract start date	01/04/2011
Contract end date	

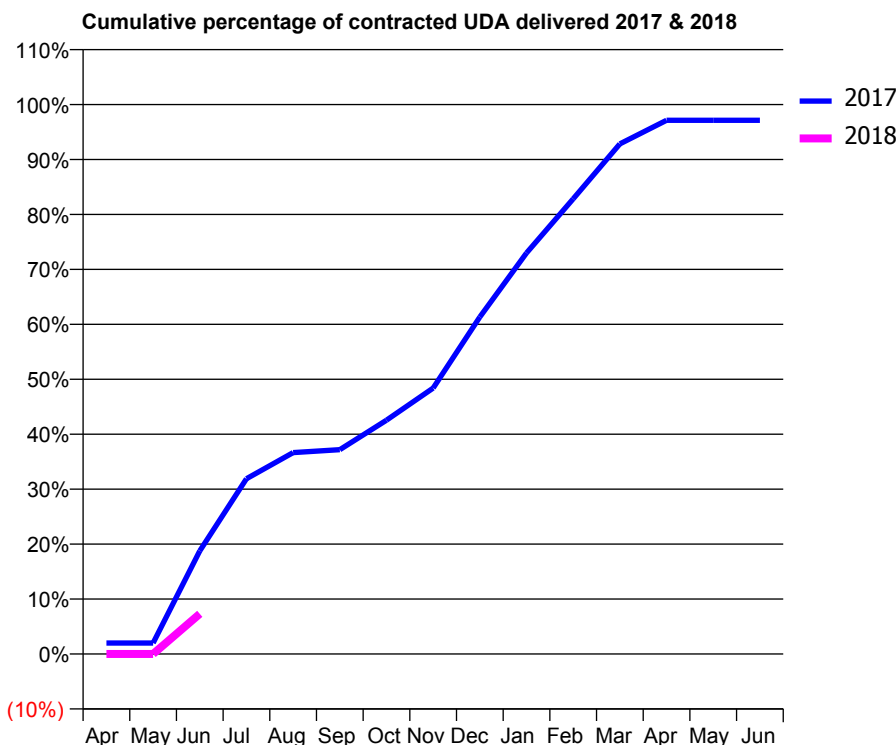
17/18 Contracted general activity (UDA)	550
Carry forward general activity (UDA)	0
17/18 Contracted orthodontic activity (UOA)	0
Carry forward orthodontic activity (UOA)	0
Baseline contract value	£13,707.29

### ACCESS\*

Patients seen in 24 months	Total	Change since previous quarter
Quarter ending June 2016	166	
Quarter ending September 2016	157	↓
Quarter ending December 2016	157	→
Quarter ending March 2017	164	↑
Quarter ending June 2017	161	↓
<b>Variance since June 2016</b>	<b>(3.0%)</b>	<b>↓</b>



### ACTIVITY



Month	Adjusted Scheduled Activity (UDA)	
	2017	2018
April	11	0
May	11	0
June	103	40
July	175	
August	202	
September	205	
October	234	
November	266	
December	337	
January	401	
February	456	
March	511	
April	534	
May	534	
June	534	

### QUALITY

	Quantity	Base Number	Contract	AT	Region	England
% of FP17s for the same patient ID Re-attending within 3 months - Children	4	38	10.5%	11.3%	11.6%	12.0%
% of FP17s for the same patient ID Re-attending within 3 months - Adults	1	1	100.0%	15.1%	15.9%	16.0%
% of FP17s for the same patient ID Re-attending between 3 & 9 months - Children	23	38	60.5%	57.4%	60.4%	58.0%
% of FP17s for the same patient ID Re-attending between 3 & 9 months - Adults	0	1	0.0%	48.4%	52.3%	50.9%
% of FP17s for Band 1 Urgent Courses	1	24	4.2%	9.6%	9.5%	9.1%
% of FP17s Relating to Free Repair or Replacements	0	24	0.0%	0.7%	0.7%	0.8%
% of FP17s Relating to Continuations	0	24	0.0%	0.8%	1.0%	1.1%
% of Patients satisfied with the dentistry they have received	0	0	N/A	92.9%	91.9%	91.7%
% of Patients satisfied with the time they had to wait for an appointment	0	0	N/A	90.0%	88.0%	88.0%

\* This is based on patients treated on this contract for their most recent course of treatment. Figures in italics indicate the base number of FP17s or Patient Questionnaire responses are less than 100. N/A is shown where the base number of responses is less than 10 during the period. % is calculated as Quantity/Base number\*100

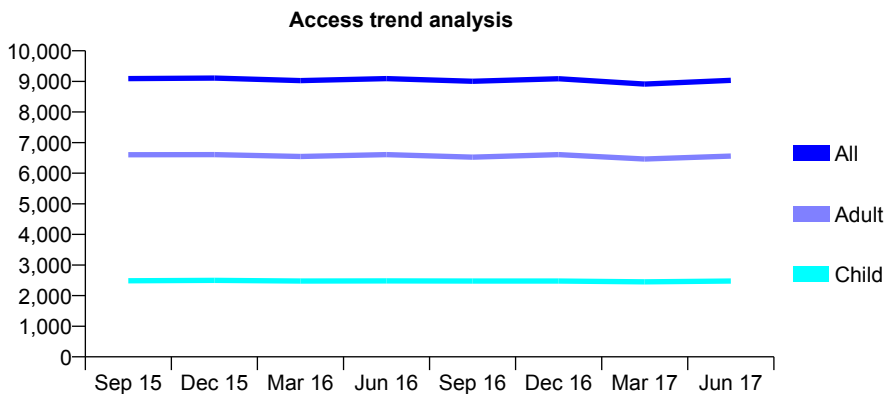
## Q69 - Vital Signs At a Glance Contract Report for 157678/0001 - June 2017

Name or company name	PEACHCROFT DENTAL PRACTICE
Contract type name	GDS Contract
Purpose of contract	General
Contract start date	01/04/2011
Contract end date	

17/18 Contracted general activity (UDA)	26,527
Carry forward general activity (UDA)	0
17/18 Contracted orthodontic activity (UOA)	0
Carry forward orthodontic activity (UOA)	0
Baseline contract value	£540,659.14

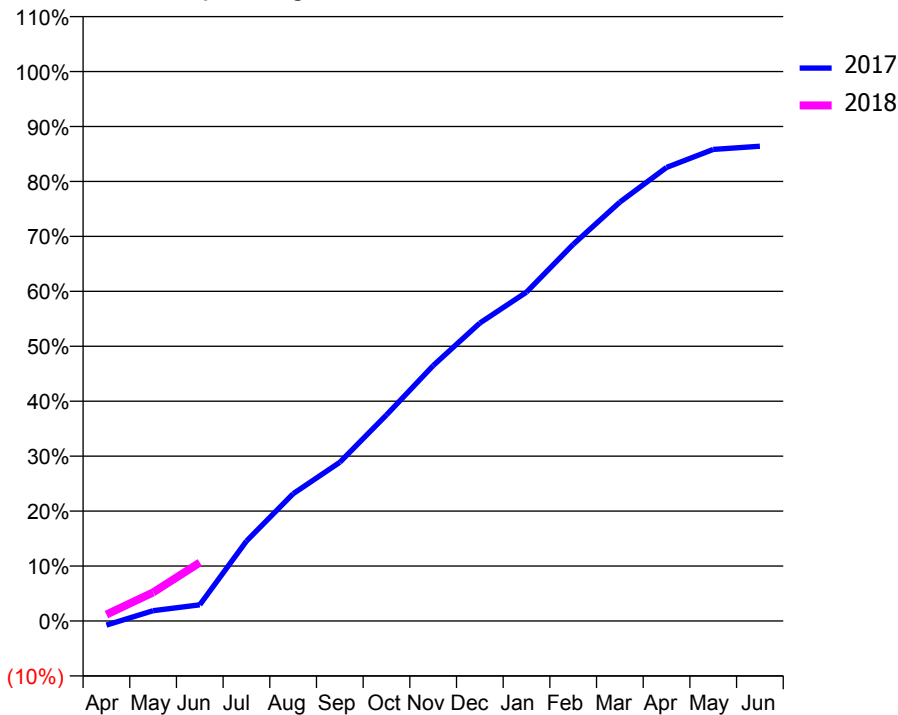
### ACCESS\*

Patients seen in 24 months	Total	Change since previous quarter
Quarter ending June 2016	9,092	
Quarter ending September 2016	9,003	→
Quarter ending December 2016	9,088	→
Quarter ending March 2017	8,912	↓
Quarter ending June 2017	9,036	→
<b>Variance since June 2016</b>	<b>(0.6%)</b>	<b>→</b>



### ACTIVITY

Cumulative percentage of contracted UDA delivered 2017 & 2018



Month	Adjusted Scheduled Activity (UDA)	
	2017	2018
April	-202	315
May	500	1,380
June	783	2,824
July	3,859	
August	6,146	
September	7,663	
October	9,949	
November	12,333	
December	14,382	
January	15,875	
February	18,184	
March	20,224	
April	21,894	
May	22,768	
June	22,921	

### QUALITY

	Quantity	Base Number	Contract	AT	Region	England
% of FP17s for the same patient ID Re-attending within 3 months - Children	36	833	4.3%	11.3%	11.6%	12.0%
% of FP17s for the same patient ID Re-attending within 3 months - Adults	200	1,954	10.2%	15.1%	15.9%	16.0%
% of FP17s for the same patient ID Re-attending between 3 & 9 months - Children	534	833	64.1%	57.4%	60.4%	58.0%
% of FP17s for the same patient ID Re-attending between 3 & 9 months - Adults	1,161	1,954	59.4%	48.4%	52.3%	50.9%
% of FP17s for Band 1 Urgent Courses	161	1,540	10.5%	9.6%	9.5%	9.1%
% of FP17s Relating to Free Repair or Replacements	4	1,540	0.3%	0.7%	0.7%	0.8%
% of FP17s Relating to Continuations	9	1,540	0.6%	0.8%	1.0%	1.1%
% of Patients satisfied with the dentistry they have received	9	11	81.8%	92.9%	91.9%	91.7%
% of Patients satisfied with the time they had to wait for an appointment	10	11	90.9%	90.0%	88.0%	88.0%

\* This is based on patients treated on this contract for their most recent course of treatment. Figures in italics indicate the base number of FP17s or Patient Questionnaire responses are less than 100. N/A is shown where the base number of responses is less than 10 during the period. % is calculated as Quantity/Base number\*100

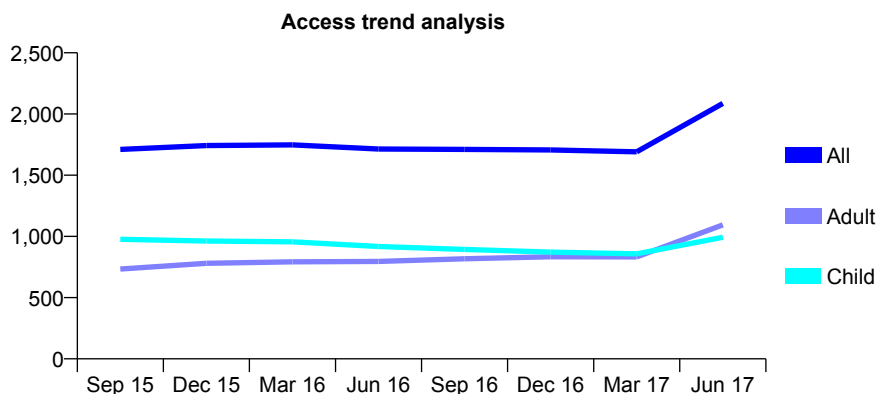
## Q69 - Vital Signs At a Glance Contract Report for 159115/0001 - June 2017

Name or company name	The Dental Centre Ltd
Contract type name	GDS Contract
Purpose of contract	General
Contract start date	15/12/2007
Contract end date	

17/18 Contracted general activity (UDA)	8,160
Carry forward general activity (UDA)	0
17/18 Contracted orthodontic activity (UOA)	0
Carry forward orthodontic activity (UOA)	0
Baseline contract value	£223,032.00

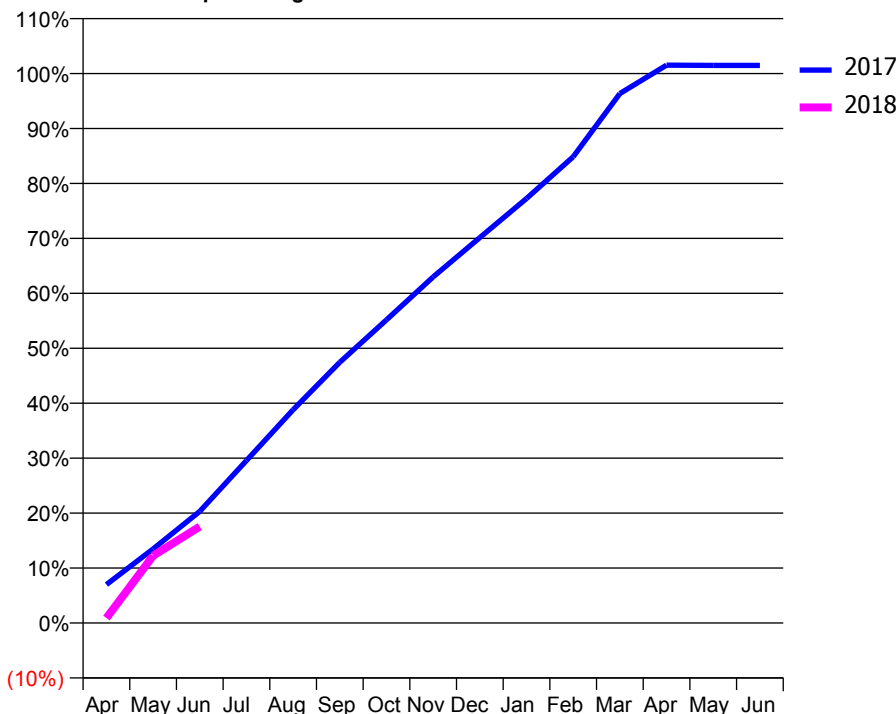
### ACCESS\*

Patients seen in 24 months	Total	Change since previous quarter
Quarter ending June 2016	1,714	
Quarter ending September 2016	1,711	→
Quarter ending December 2016	1,706	→
Quarter ending March 2017	1,691	→
Quarter ending June 2017	2,087	↑
<b>Variance since June 2016</b>	<b>21.8%</b>	<b>↑</b>



### ACTIVITY

**Cumulative percentage of contracted UDA delivered 2017 & 2018**



**Adjusted Scheduled Activity (UDA)**

Month	2017	2018
April	298	74
May	573	999
June	864	1,433
July	1,257	
August	1,650	
September	2,016	
October	2,345	
November	2,677	
December	2,981	
January	3,284	
February	3,606	
March	4,095	
April	4,315	
May	4,313	
June	4,313	

### QUALITY

	Quantity	Base Number	Contract	AT	Region	England
% of FP17s for the same patient ID Re-attending within 3 months - Children	23	447	5.1%	11.3%	11.6%	12.0%
% of FP17s for the same patient ID Re-attending within 3 months - Adults	28	426	6.6%	15.1%	15.9%	16.0%
% of FP17s for the same patient ID Re-attending between 3 & 9 months - Children	218	447	48.8%	57.4%	60.4%	58.0%
% of FP17s for the same patient ID Re-attending between 3 & 9 months - Adults	136	426	31.9%	48.4%	52.3%	50.9%
% of FP17s for Band 1 Urgent Courses	45	780	5.8%	9.6%	9.5%	9.1%
% of FP17s Relating to Free Repair or Replacements	3	780	0.4%	0.7%	0.7%	0.8%
% of FP17s Relating to Continuations	1	780	0.1%	0.8%	1.0%	1.1%
% of Patients satisfied with the dentistry they have received	2	2	N/A	92.9%	91.9%	91.7%
% of Patients satisfied with the time they had to wait for an appointment	2	2	N/A	90.0%	88.0%	88.0%

\* This is based on patients treated on this contract for their most recent course of treatment. Figures in italics indicate the base number of FP17s or Patient Questionnaire responses are less than 100. N/A is shown where the base number of responses is less than 10 during the period. % is calculated as Quantity/Base number\*100

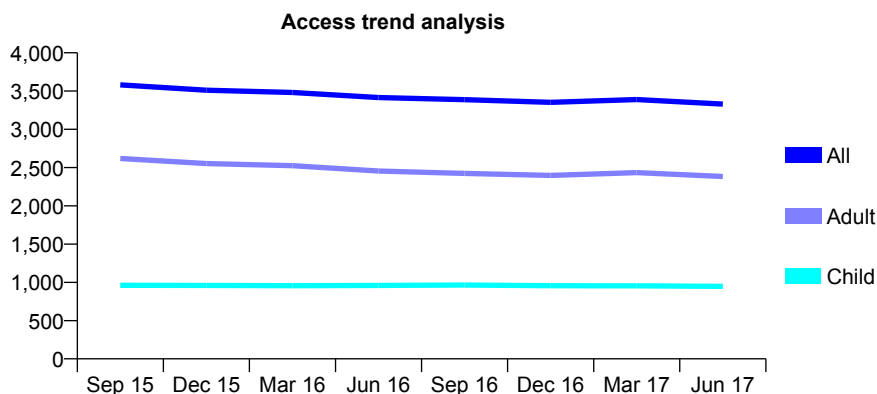
## Q69 - Vital Signs At a Glance Contract Report for 159115/0004 - June 2017

Name or company name	The Dental Centre Ltd
Contract type name	GDS Contract
Purpose of contract	General
Contract start date	01/04/2008
Contract end date	

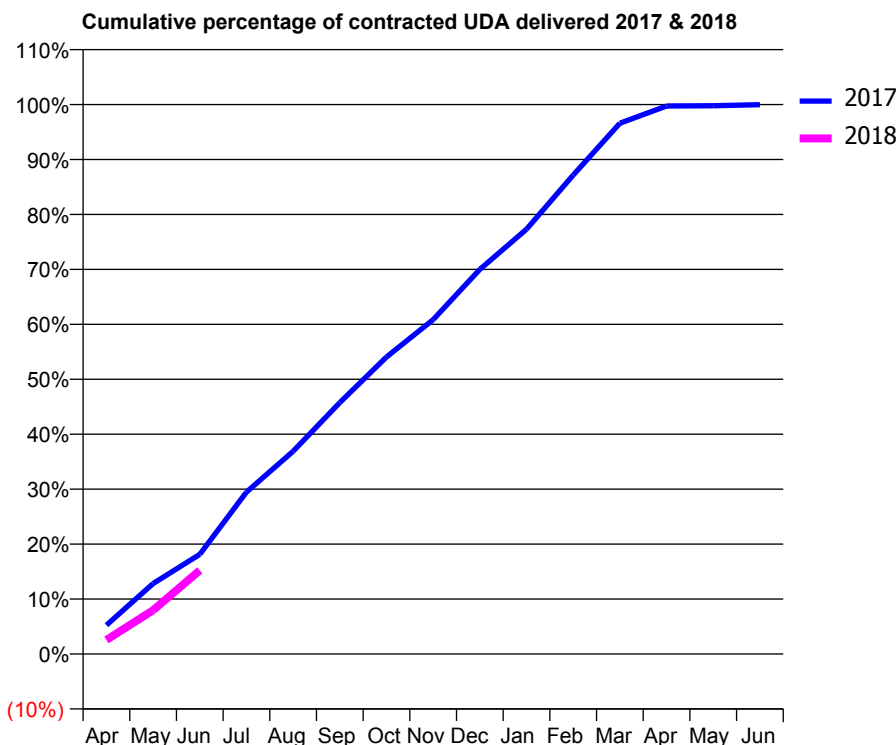
17/18 Contracted general activity (UDA)	12,449
Carry forward general activity (UDA)	0
17/18 Contracted orthodontic activity (UOA)	0
Carry forward orthodontic activity (UOA)	0
Baseline contract value	£351,499.45

### ACCESS\*

Patients seen in 24 months	Total	Change since previous quarter
Quarter ending June 2016	3,415	
Quarter ending September 2016	3,388	→
Quarter ending December 2016	3,353	↓
Quarter ending March 2017	3,389	→
Quarter ending June 2017	3,330	↓
<b>Variance since June 2016</b>	<b>(2.5%)</b>	<b>↓</b>



### ACTIVITY



Month	Adjusted Scheduled Activity (UDA)	
	2017	2018
April	655	320
May	1,597	994
June	2,258	1,896
July	3,668	
August	4,593	
September	5,697	
October	6,729	
November	7,576	
December	8,715	
January	9,624	
February	10,851	
March	12,024	
April	12,413	
May	12,422	
June	12,444	

### QUALITY

	Quantity	Base Number	Contract	AT	Region	England
% of FP17s for the same patient ID Re-attending within 3 months - Children	34	312	10.9%	11.3%	11.6%	12.0%
% of FP17s for the same patient ID Re-attending within 3 months - Adults	137	659	20.8%	15.1%	15.9%	16.0%
% of FP17s for the same patient ID Re-attending between 3 & 9 months - Children	179	312	57.4%	57.4%	60.4%	58.0%
% of FP17s for the same patient ID Re-attending between 3 & 9 months - Adults	324	659	49.2%	48.4%	52.3%	50.9%
% of FP17s for Band 1 Urgent Courses	102	800	12.8%	9.6%	9.5%	9.1%
% of FP17s Relating to Free Repair or Replacements	29	800	3.6%	0.7%	0.7%	0.8%
% of FP17s Relating to Continuations	9	800	1.1%	0.8%	1.0%	1.1%
% of Patients satisfied with the dentistry they have received	6	6	N/A	92.9%	91.9%	91.7%
% of Patients satisfied with the time they had to wait for an appointment	6	6	N/A	90.0%	88.0%	88.0%

\* This is based on patients treated on this contract for their most recent course of treatment. Figures in italics indicate the base number of FP17s or Patient Questionnaire responses are less than 100. N/A is shown where the base number of responses is less than 10 during the period. % is calculated as Quantity/Base number\*100



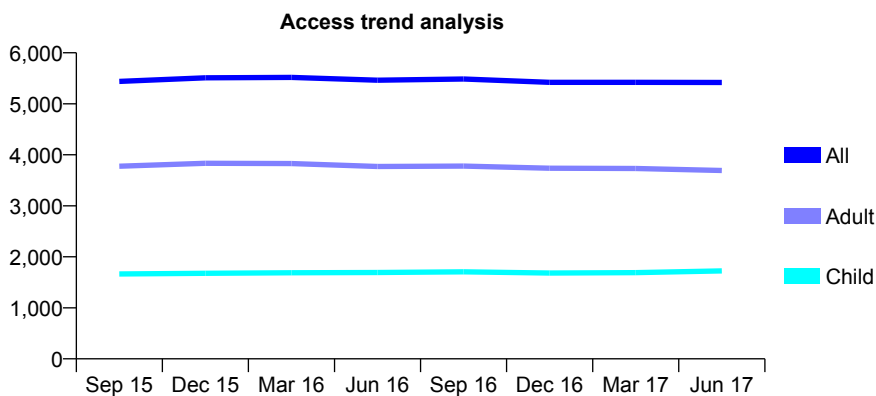
## Q69 - Vital Signs At a Glance Contract Report for 162310/0001 - June 2017

Name or company name	WILDRIDINGS LTD
Contract type name	GDS Contract
Purpose of contract	General
Contract start date	24/09/2012
Contract end date	

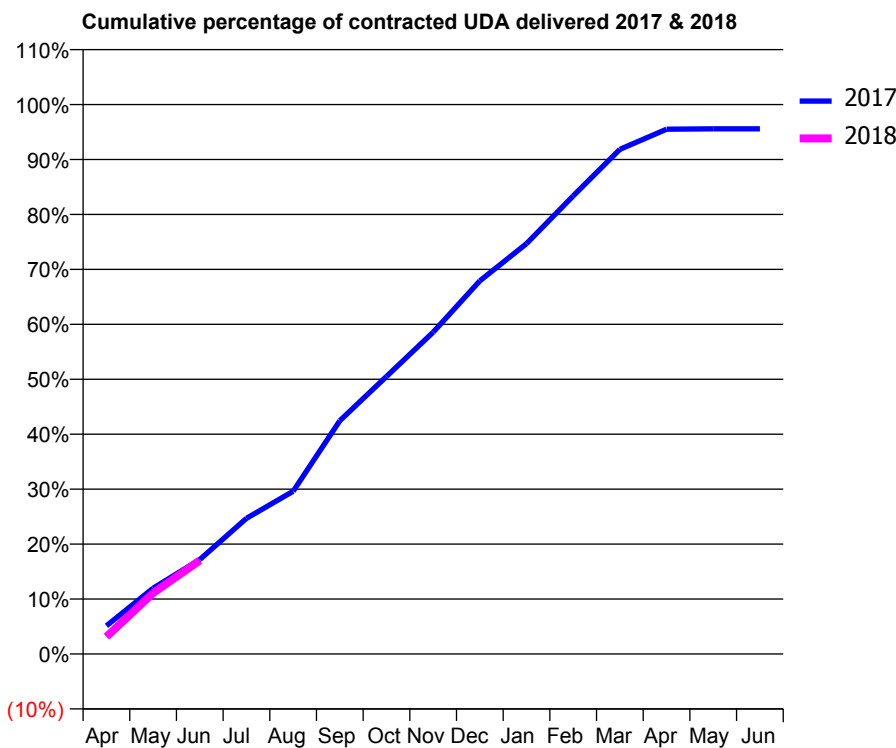
17/18 Contracted general activity (UDA)	17,822
Carry forward general activity (UDA)	0
17/18 Contracted orthodontic activity (UOA)	0
Carry forward orthodontic activity (UOA)	0
Baseline contract value	£475,454.37

### ACCESS\*

Patients seen in 24 months	Total	Change since previous quarter
Quarter ending June 2016	5,464	
Quarter ending September 2016	5,485	→
Quarter ending December 2016	5,420	↓
Quarter ending March 2017	5,422	→
Quarter ending June 2017	5,418	→
<b>Variance since June 2016</b>	<b>(0.8%)</b>	<b>→</b>



### ACTIVITY



Month	Adjusted Scheduled Activity (UDA)	
	2017	2018
April	913	560
May	2,133	1,977
June	3,063	3,032
July	4,400	
August	5,278	
September	7,566	
October	9,004	
November	10,438	
December	12,101	
January	13,310	
February	14,858	
March	16,369	
April	17,021	
May	17,032	
June	17,034	

### QUALITY

	Quantity	Base Number	Contract	AT	Region	England
% of FP17s for the same patient ID Re-attending within 3 months - Children	64	602	10.6%	11.3%	11.6%	12.0%
% of FP17s for the same patient ID Re-attending within 3 months - Adults	205	1,087	18.9%	15.1%	15.9%	16.0%
% of FP17s for the same patient ID Re-attending between 3 & 9 months - Children	301	602	50.0%	57.4%	60.4%	58.0%
% of FP17s for the same patient ID Re-attending between 3 & 9 months - Adults	493	1,087	45.4%	48.4%	52.3%	50.9%
% of FP17s for Band 1 Urgent Courses	191	1,389	13.8%	9.6%	9.5%	9.1%
% of FP17s Relating to Free Repair or Replacements	10	1,389	0.7%	0.7%	0.7%	0.8%
% of FP17s Relating to Continuations	10	1,389	0.7%	0.8%	1.0%	1.1%
% of Patients satisfied with the dentistry they have received	15	16	93.8%	92.9%	91.9%	91.7%
% of Patients satisfied with the time they had to wait for an appointment	12	16	75.0%	90.0%	88.0%	88.0%

\* This is based on patients treated on this contract for their most recent course of treatment. Figures in italics indicate the base number of FP17s or Patient Questionnaire responses are less than 100. N/A is shown where the base number of responses is less than 10 during the period. % is calculated as Quantity/Base number\*100

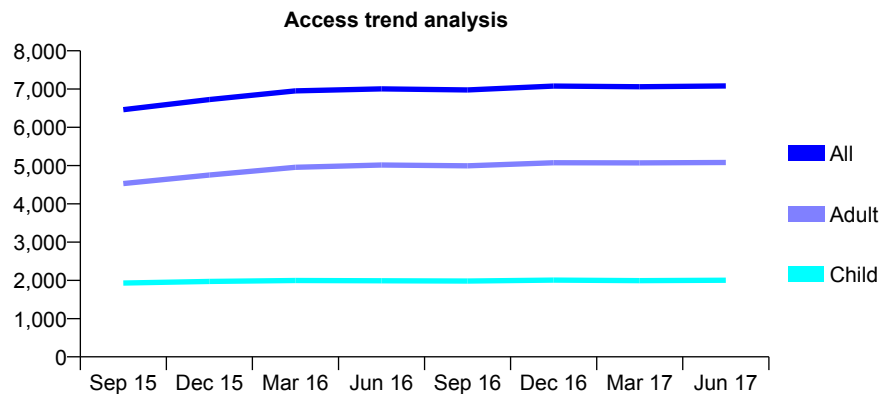
## Q69 - Vital Signs At a Glance Contract Report for 162612/0001 - June 2017

Name or company name	Facial Aesthetics Dental Centre Ltd
Contract type name	GDS Contract
Purpose of contract	General
Contract start date	01/04/2008
Contract end date	

17/18 Contracted general activity (UDA)	15,974
Carry forward general activity (UDA)	0
17/18 Contracted orthodontic activity (UOA)	0
Carry forward orthodontic activity (UOA)	0
Baseline contract value	£432,388.89

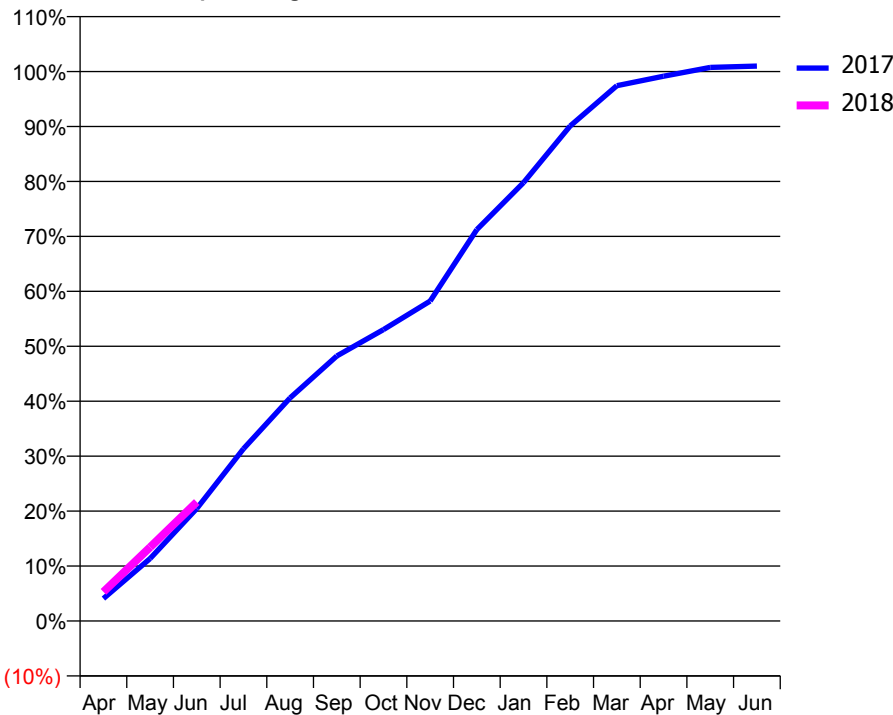
### ACCESS\*

Patients seen in 24 months	Total	Change since previous quarter
Quarter ending June 2016	7,004	
Quarter ending September 2016	6,976	→
Quarter ending December 2016	7,077	→
Quarter ending March 2017	7,062	→
Quarter ending June 2017	7,082	→
<b>Variance since June 2016</b>	<b>1.1%</b>	<b>→</b>



### ACTIVITY

Cumulative percentage of contracted UDA delivered 2017 & 2018



Month	Adjusted Scheduled Activity (UDA)	
	2017	2018
April	679	847
May	1,888	2,144
June	3,401	3,460
July	5,207	
August	6,746	
September	8,013	
October	8,812	
November	9,675	
December	11,836	
January	13,255	
February	14,968	
March	16,184	
April	16,470	
May	16,737	
June	16,778	

### QUALITY

	Quantity	Base Number	Contract	AT	Region	England
% of FP17s for the same patient ID Re-attending within 3 months - Children	40	733	5.5%	11.3%	11.6%	12.0%
% of FP17s for the same patient ID Re-attending within 3 months - Adults	226	1,480	15.3%	15.1%	15.9%	16.0%
% of FP17s for the same patient ID Re-attending between 3 & 9 months - Children	442	733	60.3%	57.4%	60.4%	58.0%
% of FP17s for the same patient ID Re-attending between 3 & 9 months - Adults	718	1,480	48.5%	48.4%	52.3%	50.9%
% of FP17s for Band 1 Urgent Courses	116	1,670	6.9%	9.6%	9.5%	9.1%
% of FP17s Relating to Free Repair or Replacements	20	1,670	1.2%	0.7%	0.7%	0.8%
% of FP17s Relating to Continuations	31	1,670	1.9%	0.8%	1.0%	1.1%
% of Patients satisfied with the dentistry they have received	16	17	94.1%	92.9%	91.9%	91.7%
% of Patients satisfied with the time they had to wait for an appointment	16	17	94.1%	90.0%	88.0%	88.0%

\* This is based on patients treated on this contract for their most recent course of treatment. Figures in italics indicate the base number of FP17s or Patient Questionnaire responses are less than 100. N/A is shown where the base number of responses is less than 10 during the period. % is calculated as Quantity/Base number\*100

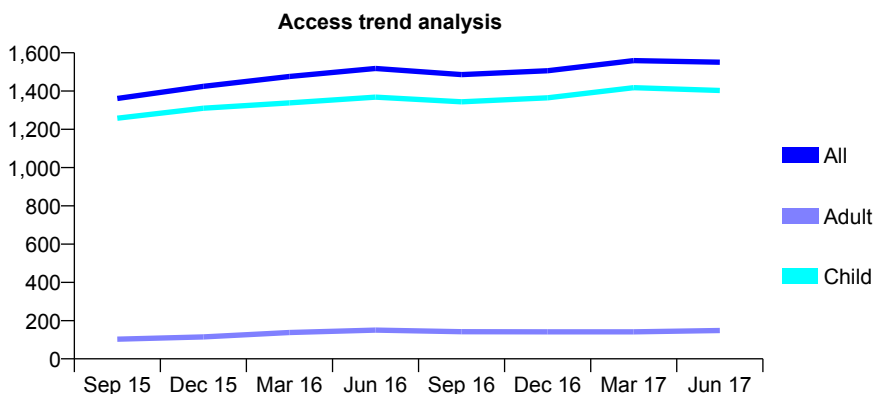
## Q69 - Vital Signs At a Glance Contract Report for 163678/0001 - June 2017

Name or company name	Oaktree Dental Practice
Contract type name	GDS Contract
Purpose of contract	General
Contract start date	02/06/2014
Contract end date	

17/18 Contracted general activity (UDA)	2,944
Carry forward general activity (UDA)	0
17/18 Contracted orthodontic activity (UOA)	0
Carry forward orthodontic activity (UOA)	0
Baseline contract value	£52,063.07

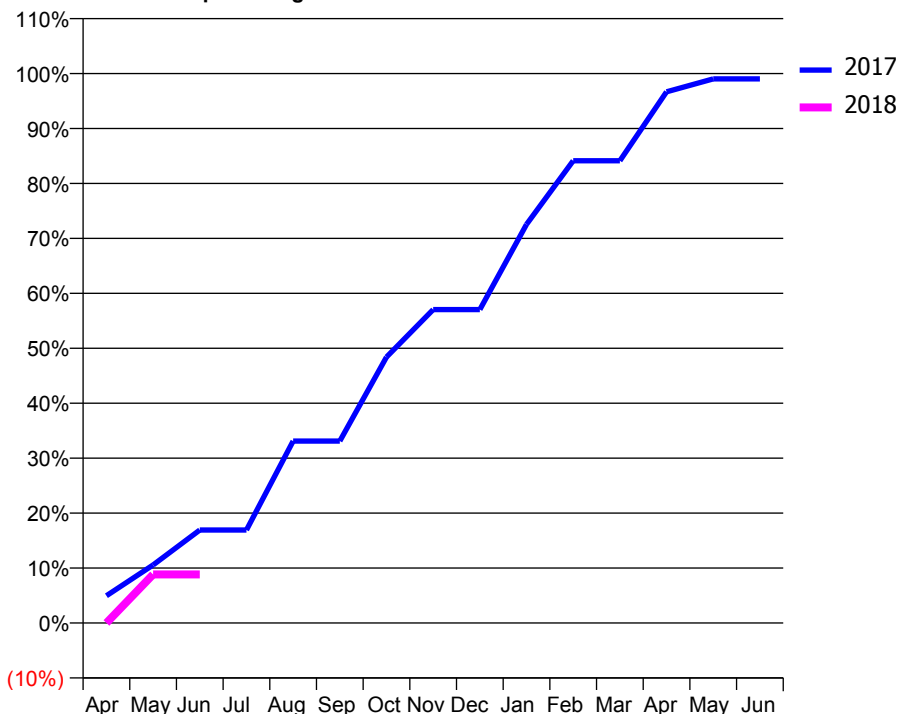
### ACCESS\*

Patients seen in 24 months	Total	Change since previous quarter
Quarter ending June 2016	1,518	
Quarter ending September 2016	1,486	↓
Quarter ending December 2016	1,506	→
Quarter ending March 2017	1,559	↑
Quarter ending June 2017	1,551	→
<b>Variance since June 2016</b>	<b>2.2%</b>	<b>↑</b>



### ACTIVITY

Cumulative percentage of contracted UDA delivered 2017 & 2018



Adjusted Scheduled Activity (UDA)		
Month	2017	2018
April	146	0
May	311	261
June	498	261
July	498	
August	975	
September	975	
October	1,425	
November	1,679	
December	1,679	
January	2,136	
February	2,477	
March	2,477	
April	2,846	
May	2,915	
June	2,915	

### QUALITY

	Quantity	Base Number	Contract	AT	Region	England
% of FP17s for the same patient ID Re-attending within 3 months - Children	37	543	6.8%	11.3%	11.6%	12.0%
% of FP17s for the same patient ID Re-attending within 3 months - Adults	1	17	5.9%	15.1%	15.9%	16.0%
% of FP17s for the same patient ID Re-attending between 3 & 9 months - Children	351	543	64.6%	57.4%	60.4%	58.0%
% of FP17s for the same patient ID Re-attending between 3 & 9 months - Adults	12	17	70.6%	48.4%	52.3%	50.9%
% of FP17s for Band 1 Urgent Courses	8	201	4.0%	9.6%	9.5%	9.1%
% of FP17s Relating to Free Repair or Replacements	0	201	0.0%	0.7%	0.7%	0.8%
% of FP17s Relating to Continuations	2	201	1.0%	0.8%	1.0%	1.1%
% of Patients satisfied with the dentistry they have received	1	1	N/A	92.9%	91.9%	91.7%
% of Patients satisfied with the time they had to wait for an appointment	1	1	N/A	90.0%	88.0%	88.0%

\* This is based on patients treated on this contract for their most recent course of treatment. Figures in italics indicate the base number of FP17s or Patient Questionnaire responses are less than 100. N/A is shown where the base number of responses is less than 10 during the period. % is calculated as Quantity/Base number\*100

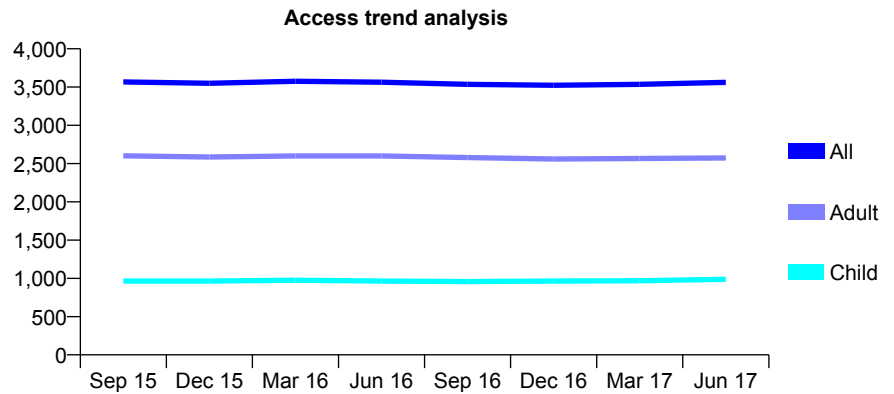
## Q69 - Vital Signs At a Glance Contract Report for 164704/0001 - June 2017

Name or company name	White Smiles Ltd
Contract type name	GDS Contract
Purpose of contract	General
Contract start date	15/03/2008
Contract end date	

17/18 Contracted general activity (UDA)	11,033
Carry forward general activity (UDA)	0
17/18 Contracted orthodontic activity (UOA)	0
Carry forward orthodontic activity (UOA)	0
Baseline contract value	£312,864.16

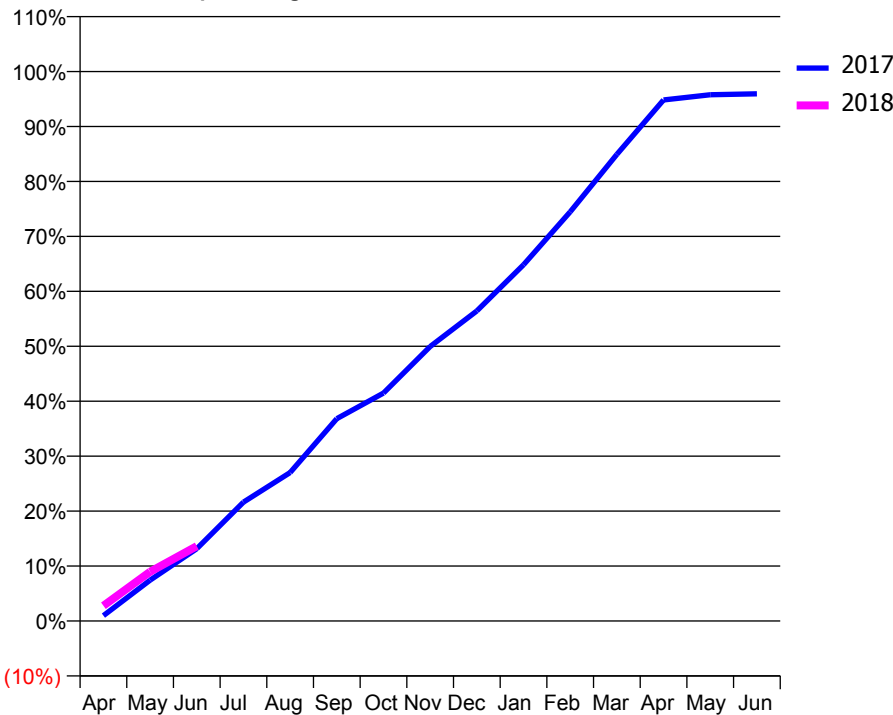
### ACCESS\*

Patients seen in 24 months	Total	Change since previous quarter
Quarter ending June 2016	3,563	
Quarter ending September 2016	3,536	→
Quarter ending December 2016	3,523	→
Quarter ending March 2017	3,535	→
Quarter ending June 2017	3,561	→
<b>Variance since June 2016</b>	<b>(0.1%)</b>	→



### ACTIVITY

Cumulative percentage of contracted UDA delivered 2017 & 2018



Month	Adjusted Scheduled Activity (UDA)	
	2017	2018
April	107	305
May	821	988
June	1,452	1,503
July	2,387	
August	2,982	
September	4,064	
October	4,577	
November	5,511	
December	6,227	
January	7,152	
February	8,216	
March	9,368	
April	10,462	
May	10,565	
June	10,584	

### QUALITY

	Quantity	Base Number	Contract	AT	Region	England
% of FP17s for the same patient ID Re-attending within 3 months - Children	33	367	9.0%	11.3%	11.6%	12.0%
% of FP17s for the same patient ID Re-attending within 3 months - Adults	71	800	8.9%	15.1%	15.9%	16.0%
% of FP17s for the same patient ID Re-attending between 3 & 9 months - Children	195	367	53.1%	57.4%	60.4%	58.0%
% of FP17s for the same patient ID Re-attending between 3 & 9 months - Adults	427	800	53.4%	48.4%	52.3%	50.9%
% of FP17s for Band 1 Urgent Courses	65	804	8.1%	9.6%	9.5%	9.1%
% of FP17s Relating to Free Repair or Replacements	2	804	0.2%	0.7%	0.7%	0.8%
% of FP17s Relating to Continuations	0	804	0.0%	0.8%	1.0%	1.1%
% of Patients satisfied with the dentistry they have received	13	13	100.0%	92.9%	91.9%	91.7%
% of Patients satisfied with the time they had to wait for an appointment	13	13	100.0%	90.0%	88.0%	88.0%

\* This is based on patients treated on this contract for their most recent course of treatment. Figures in italics indicate the base number of FP17s or Patient Questionnaire responses are less than 100. N/A is shown where the base number of responses is less than 10 during the period. % is calculated as Quantity/Base number\*100

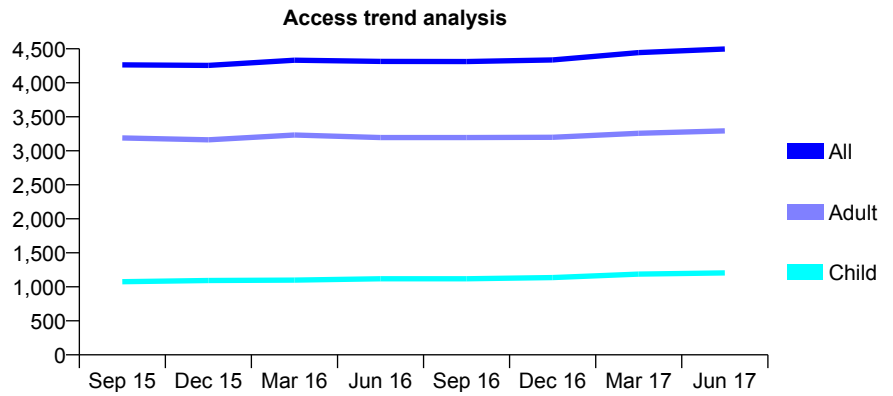
## Q69 - Vital Signs At a Glance Contract Report for 165328/0001 - June 2017

Name or company name	Scandic Dental Care
Contract type name	GDS Contract
Purpose of contract	General
Contract start date	01/11/2011
Contract end date	

17/18 Contracted general activity (UDA)	17,011
Carry forward general activity (UDA)	0
17/18 Contracted orthodontic activity (UOA)	0
Carry forward orthodontic activity (UOA)	0
Baseline contract value	£463,373.80

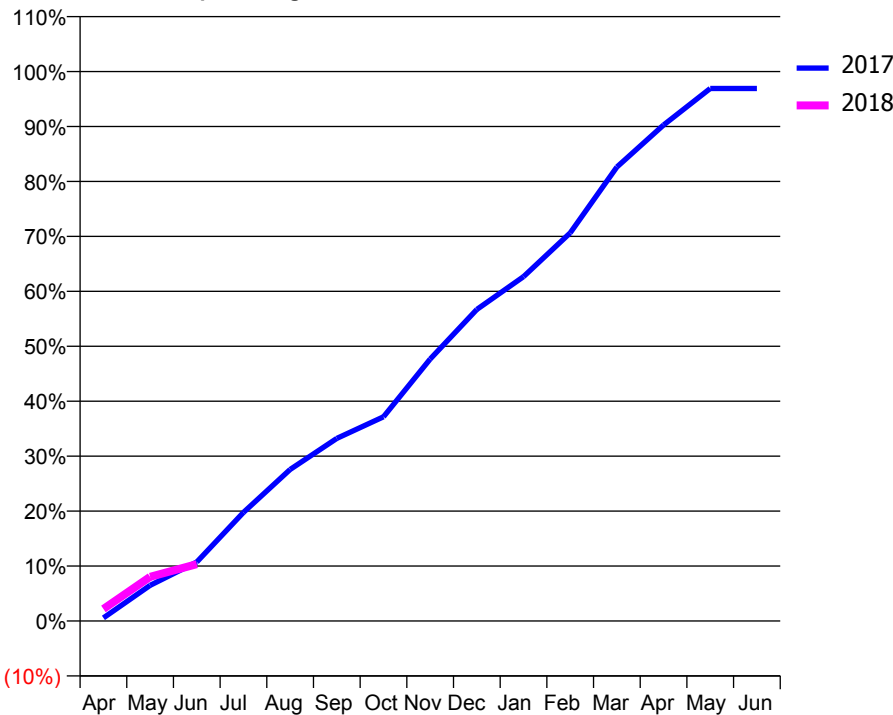
### ACCESS\*

Patients seen in 24 months	Total	Change since previous quarter
Quarter ending June 2016	4,315	
Quarter ending September 2016	4,313	→
Quarter ending December 2016	4,336	→
Quarter ending March 2017	4,445	↑
Quarter ending June 2017	4,498	→
<b>Variance since June 2016</b>	<b>4.2%</b>	<b>↑</b>



### ACTIVITY

Cumulative percentage of contracted UDA delivered 2017 & 2018



Month	Adjusted Scheduled Activity (UDA)	
	2017	2018
April	96	373
May	1,103	1,367
June	1,828	1,759
July	3,363	
August	4,693	
September	5,653	
October	6,321	
November	8,110	
December	9,643	
January	10,659	
February	12,013	
March	14,053	
April	15,356	
May	16,485	
June	16,486	

### QUALITY

	Quantity	Base Number	Contract	AT	Region	England
% of FP17s for the same patient ID Re-attending within 3 months - Children	17	365	4.7%	11.3%	11.6%	12.0%
% of FP17s for the same patient ID Re-attending within 3 months - Adults	135	1,025	13.2%	15.1%	15.9%	16.0%
% of FP17s for the same patient ID Re-attending between 3 & 9 months - Children	198	365	54.2%	57.4%	60.4%	58.0%
% of FP17s for the same patient ID Re-attending between 3 & 9 months - Adults	467	1,025	45.6%	48.4%	52.3%	50.9%
% of FP17s for Band 1 Urgent Courses	81	774	10.5%	9.6%	9.5%	9.1%
% of FP17s Relating to Free Repair or Replacements	4	774	0.5%	0.7%	0.7%	0.8%
% of FP17s Relating to Continuations	1	774	0.1%	0.8%	1.0%	1.1%
% of Patients satisfied with the dentistry they have received	12	13	92.3%	92.9%	91.9%	91.7%
% of Patients satisfied with the time they had to wait for an appointment	11	13	84.6%	90.0%	88.0%	88.0%

\* This is based on patients treated on this contract for their most recent course of treatment. Figures in italics indicate the base number of FP17s or Patient Questionnaire responses are less than 100. N/A is shown where the base number of responses is less than 10 during the period. % is calculated as Quantity/Base number\*100

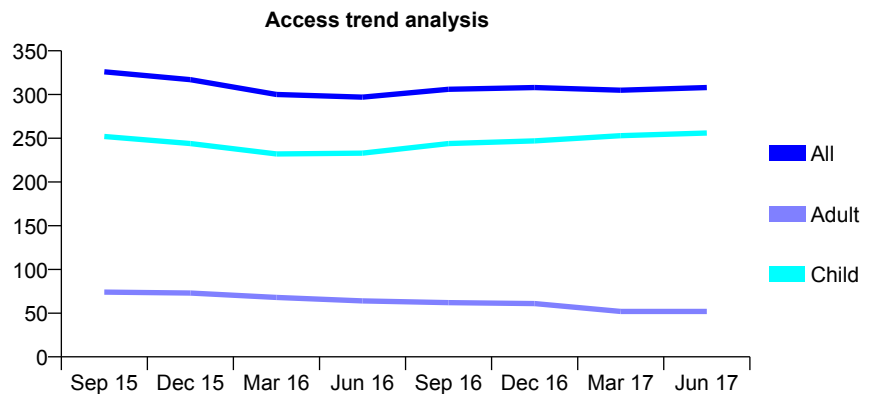
## Q69 - Vital Signs At a Glance Contract Report for 166065/0001 - June 2017

Name or company name	The Elms Dental Practice
Contract type name	GDS Contract
Purpose of contract	General
Contract start date	01/04/2011
Contract end date	

17/18 Contracted general activity (UDA)	840
Carry forward general activity (UDA)	0
17/18 Contracted orthodontic activity (UOA)	0
Carry forward orthodontic activity (UOA)	0
Baseline contract value	£19,567.38

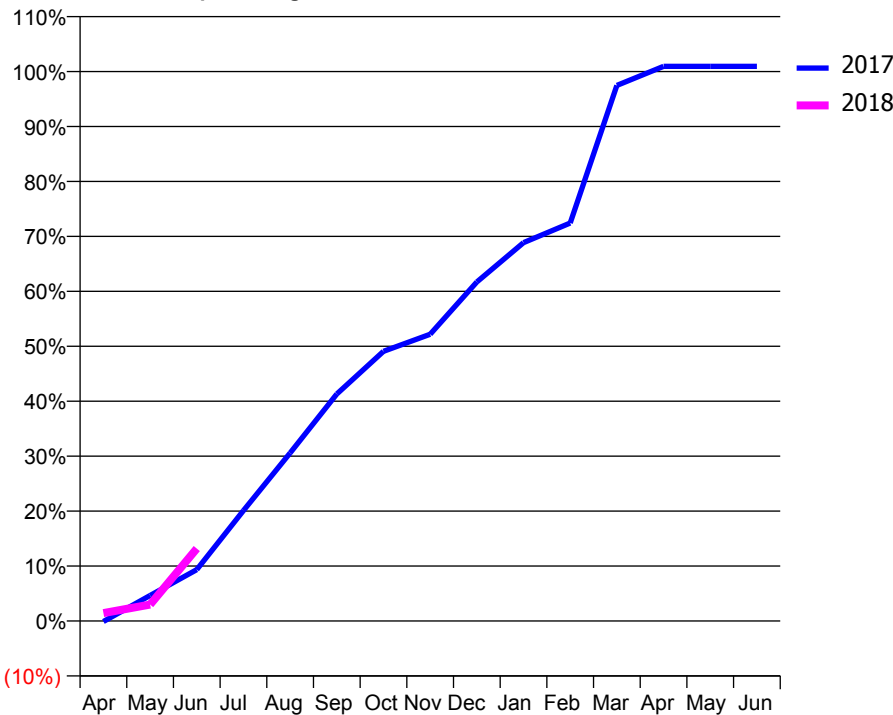
### ACCESS\*

Patients seen in 24 months	Total	Change since previous quarter
Quarter ending June 2016	297	
Quarter ending September 2016	306	↑
Quarter ending December 2016	308	→
Quarter ending March 2017	305	→
Quarter ending June 2017	308	→
<b>Variance since June 2016</b>	<b>3.7%</b>	<b>↑</b>



### ACTIVITY

Cumulative percentage of contracted UDA delivered 2017 & 2018



Month	Adjusted Scheduled Activity (UDA)	
	2017	2018
April	-1	12
May	39	25
June	79	111
July	169	
August	257	
September	347	
October	412	
November	438	
December	518	
January	578	
February	608	
March	819	
April	848	
May	848	
June	848	

### QUALITY

	Quantity	Base Number	Contract	AT	Region	England
% of FP17s for the same patient ID Re-attending within 3 months - Children	12	76	15.8%	11.3%	11.6%	12.0%
% of FP17s for the same patient ID Re-attending within 3 months - Adults	0	6	0.0%	15.1%	15.9%	16.0%
% of FP17s for the same patient ID Re-attending between 3 & 9 months - Children	51	76	67.1%	57.4%	60.4%	58.0%
% of FP17s for the same patient ID Re-attending between 3 & 9 months - Adults	6	6	100.0%	48.4%	52.3%	50.9%
% of FP17s for Band 1 Urgent Courses	4	63	6.3%	9.6%	9.5%	9.1%
% of FP17s Relating to Free Repair or Replacements	0	63	0.0%	0.7%	0.7%	0.8%
% of FP17s Relating to Continuations	0	63	0.0%	0.8%	1.0%	1.1%
% of Patients satisfied with the dentistry they have received	0	0	N/A	92.9%	91.9%	91.7%
% of Patients satisfied with the time they had to wait for an appointment	0	0	N/A	90.0%	88.0%	88.0%

\* This is based on patients treated on this contract for their most recent course of treatment. Figures in italics indicate the base number of FP17s or Patient Questionnaire responses are less than 100. N/A is shown where the base number of responses is less than 10 during the period. % is calculated as Quantity/Base number\*100

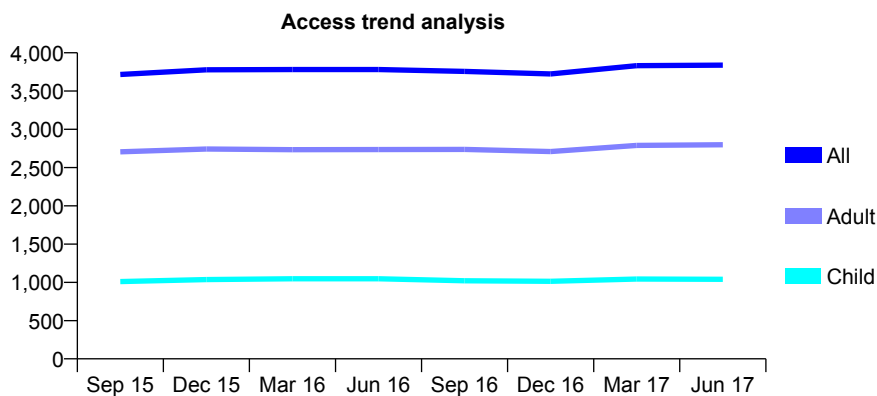
## Q69 - Vital Signs At a Glance Contract Report for 166162/0001 - June 2017

Name or company name	Cressex Dental Practice
Contract type name	GDS Contract
Purpose of contract	General
Contract start date	02/08/2013
Contract end date	

17/18 Contracted general activity (UDA)	11,710
Carry forward general activity (UDA)	0
17/18 Contracted orthodontic activity (UOA)	0
Carry forward orthodontic activity (UOA)	0
Baseline contract value	£351,958.73

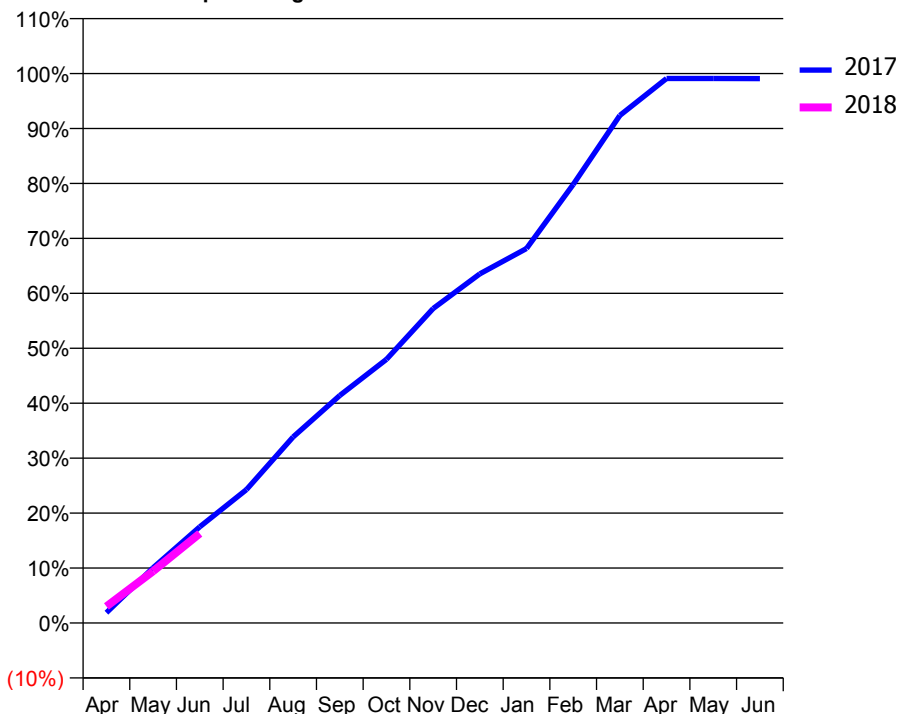
### ACCESS\*

Patients seen in 24 months	Total	Change since previous quarter
Quarter ending June 2016	3,782	
Quarter ending September 2016	3,757	→
Quarter ending December 2016	3,724	→
Quarter ending March 2017	3,832	↑
Quarter ending June 2017	3,839	→
<b>Variance since June 2016</b>	<b>1.5%</b>	<b>→</b>



### ACTIVITY

Cumulative percentage of contracted UDA delivered 2017 & 2018



Adjusted Scheduled Activity (UDA)

Month	2017	2018
April	226	354
May	1,203	1,104
June	2,091	1,907
July	2,900	
August	4,046	
September	4,945	
October	5,731	
November	6,835	
December	7,590	
January	8,141	
February	9,532	
March	11,033	
April	11,835	
May	11,835	
June	11,834	

### QUALITY

	Quantity	Base Number	Contract	AT	Region	England
% of FP17s for the same patient ID Re-attending within 3 months - Children	25	398	6.3%	11.3%	11.6%	12.0%
% of FP17s for the same patient ID Re-attending within 3 months - Adults	157	924	17.0%	15.1%	15.9%	16.0%
% of FP17s for the same patient ID Re-attending between 3 & 9 months - Children	267	398	67.1%	57.4%	60.4%	58.0%
% of FP17s for the same patient ID Re-attending between 3 & 9 months - Adults	511	924	55.3%	48.4%	52.3%	50.9%
% of FP17s for Band 1 Urgent Courses	89	1,053	8.5%	9.6%	9.5%	9.1%
% of FP17s Relating to Free Repair or Replacements	4	1,053	0.4%	0.7%	0.7%	0.8%
% of FP17s Relating to Continuations	21	1,053	2.0%	0.8%	1.0%	1.1%
% of Patients satisfied with the dentistry they have received	6	9	N/A	92.9%	91.9%	91.7%
% of Patients satisfied with the time they had to wait for an appointment	8	9	N/A	90.0%	88.0%	88.0%

\* This is based on patients treated on this contract for their most recent course of treatment. Figures in italics indicate the base number of FP17s or Patient Questionnaire responses are less than 100. N/A is shown where the base number of responses is less than 10 during the period. % is calculated as Quantity/Base number\*100

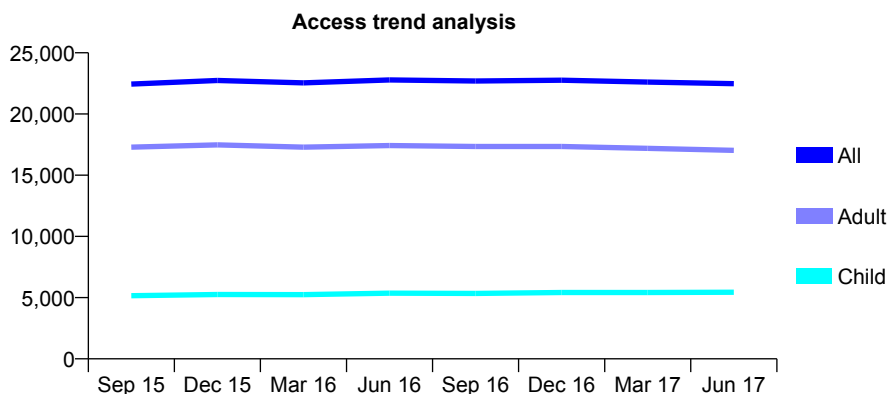
## Q69 - Vital Signs At a Glance Contract Report for 166413/0001 - June 2017

Name or company name	ALAN LEWIS & ASSOCIATES LTD
Contract type name	GDS Contract
Purpose of contract	General
Contract start date	27/11/2009
Contract end date	

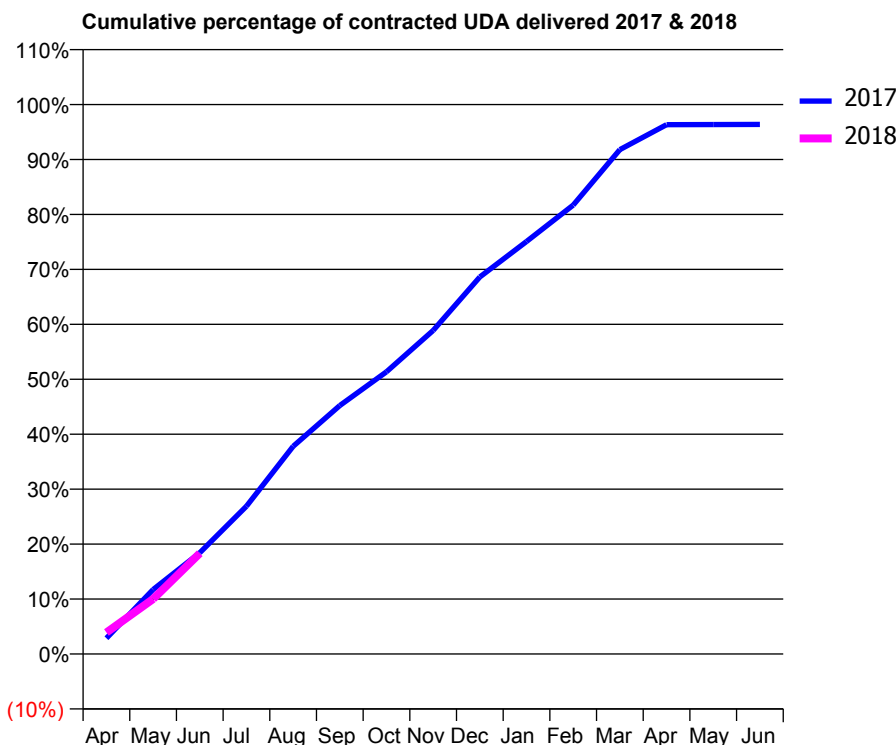
17/18 Contracted general activity (UDA)	59,263
Carry forward general activity (UDA)	0
17/18 Contracted orthodontic activity (UOA)	0
Carry forward orthodontic activity (UOA)	0
Baseline contract value	£1,586,267.02

### ACCESS\*

Patients seen in 24 months	Total	Change since previous quarter
Quarter ending June 2016	22,784	
Quarter ending September 2016	22,694	→
Quarter ending December 2016	22,763	→
Quarter ending March 2017	22,611	→
Quarter ending June 2017	22,478	→
<b>Variance since June 2016</b>	<b>(1.3%)</b>	<b>↓</b>



### ACTIVITY



Month	Adjusted Scheduled Activity (UDA)	
	2017	2018
April	1,843	2,323
May	7,505	5,929
June	11,796	10,862
July	17,224	
August	24,197	
September	28,947	
October	32,868	
November	37,695	
December	43,923	
January	48,054	
February	52,295	
March	58,756	
April	61,656	
May	61,664	
June	61,689	

### QUALITY

	Quantity	Base Number	Contract	AT	Region	England
% of FP17s for the same patient ID Re-attending within 3 months - Children	102	1,787	5.7%	11.3%	11.6%	12.0%
% of FP17s for the same patient ID Re-attending within 3 months - Adults	489	4,534	10.8%	15.1%	15.9%	16.0%
% of FP17s for the same patient ID Re-attending between 3 & 9 months - Children	884	1,787	49.5%	57.4%	60.4%	58.0%
% of FP17s for the same patient ID Re-attending between 3 & 9 months - Adults	2,033	4,534	44.8%	48.4%	52.3%	50.9%
% of FP17s for Band 1 Urgent Courses	469	5,166	9.1%	9.6%	9.5%	9.1%
% of FP17s Relating to Free Repair or Replacements	41	5,166	0.8%	0.7%	0.7%	0.8%
% of FP17s Relating to Continuations	10	5,166	0.2%	0.8%	1.0%	1.1%
% of Patients satisfied with the dentistry they have received	35	39	89.7%	92.9%	91.9%	91.7%
% of Patients satisfied with the time they had to wait for an appointment	29	39	74.4%	90.0%	88.0%	88.0%

\* This is based on patients treated on this contract for their most recent course of treatment. Figures in italics indicate the base number of FP17s or Patient Questionnaire responses are less than 100. N/A is shown where the base number of responses is less than 10 during the period. % is calculated as Quantity/Base number\*100



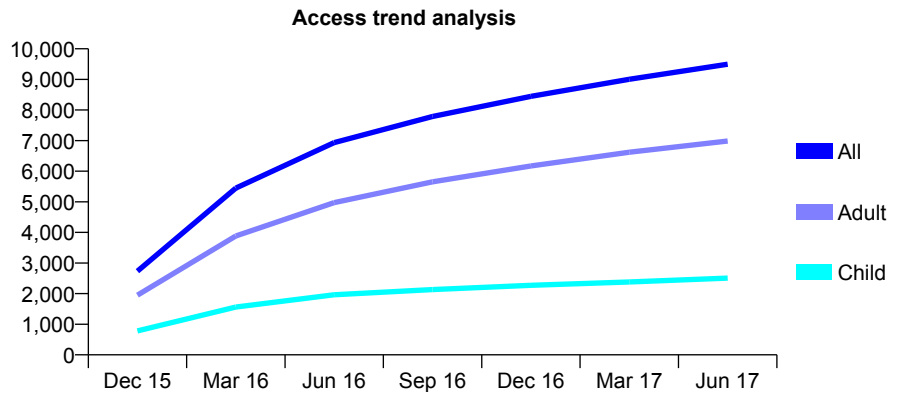
## Q69 - Vital Signs At a Glance Contract Report for 166847/0001 - June 2017

Name or company name	Ratti GDS Contract Partnership
Contract type name	GDS Contract
Purpose of contract	General
Contract start date	01/10/2015
Contract end date	

17/18 Contracted general activity (UDA)	25,867
Carry forward general activity (UDA)	0
17/18 Contracted orthodontic activity (UOA)	0
Carry forward orthodontic activity (UOA)	0
Baseline contract value	£612,201.31

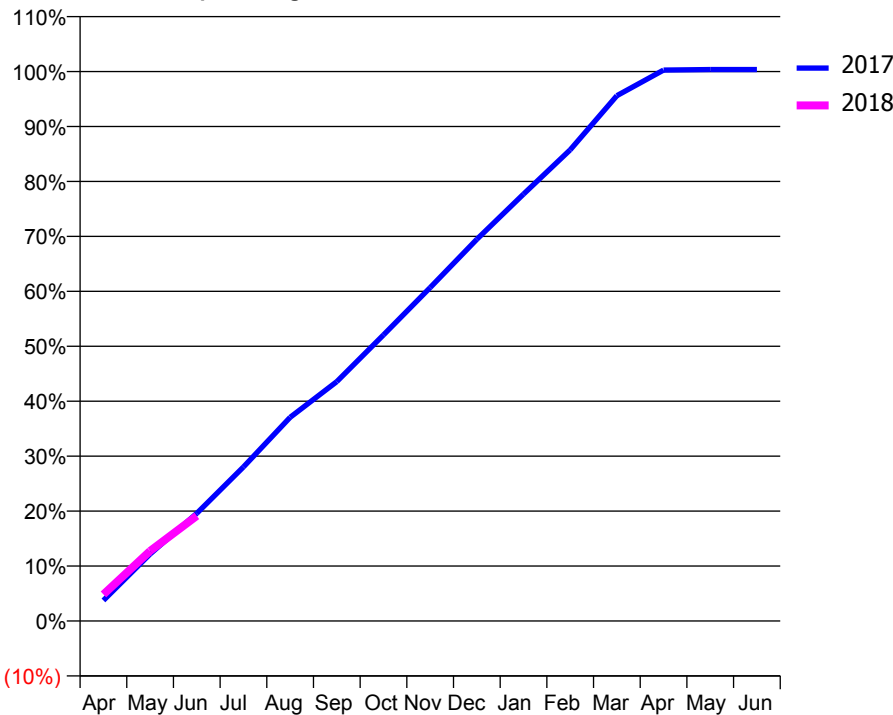
### ACCESS\*

Patients seen in 24 months	Total	Change since previous quarter
Quarter ending June 2016	6,935	
Quarter ending September 2016	7,790	↑
Quarter ending December 2016	8,446	↑
Quarter ending March 2017	9,004	↑
Quarter ending June 2017	9,496	↑
<b>Variance since June 2016</b>	<b>36.9%</b>	<b>↑</b>



### ACTIVITY

Cumulative percentage of contracted UDA delivered 2017 & 2018



Month	Adjusted Scheduled Activity (UDA)	
	2017	2018
April	970	1,251
May	3,156	3,297
June	5,066	4,947
July	7,251	
August	9,590	
September	11,271	
October	13,468	
November	15,698	
December	17,965	
January	20,093	
February	22,181	
March	24,731	
April	25,933	
May	25,956	
June	25,958	

### QUALITY

	Quantity	Base Number	Contract	AT	Region	England
% of FP17s for the same patient ID Re-attending within 3 months - Children	76	933	8.1%	11.3%	11.6%	12.0%
% of FP17s for the same patient ID Re-attending within 3 months - Adults	335	2,411	13.9%	15.1%	15.9%	16.0%
% of FP17s for the same patient ID Re-attending between 3 & 9 months - Children	532	933	57.0%	57.4%	60.4%	58.0%
% of FP17s for the same patient ID Re-attending between 3 & 9 months - Adults	1,263	2,411	52.4%	48.4%	52.3%	50.9%
% of FP17s for Band 1 Urgent Courses	149	2,719	5.5%	9.6%	9.5%	9.1%
% of FP17s Relating to Free Repair or Replacements	32	2,719	1.2%	0.7%	0.7%	0.8%
% of FP17s Relating to Continuations	35	2,719	1.3%	0.8%	1.0%	1.1%
% of Patients satisfied with the dentistry they have received	22	22	100.0%	92.9%	91.9%	91.7%
% of Patients satisfied with the time they had to wait for an appointment	20	22	90.9%	90.0%	88.0%	88.0%

\* This is based on patients treated on this contract for their most recent course of treatment. Figures in italics indicate the base number of FP17s or Patient Questionnaire responses are less than 100. N/A is shown where the base number of responses is less than 10 during the period. % is calculated as Quantity/Base number\*100

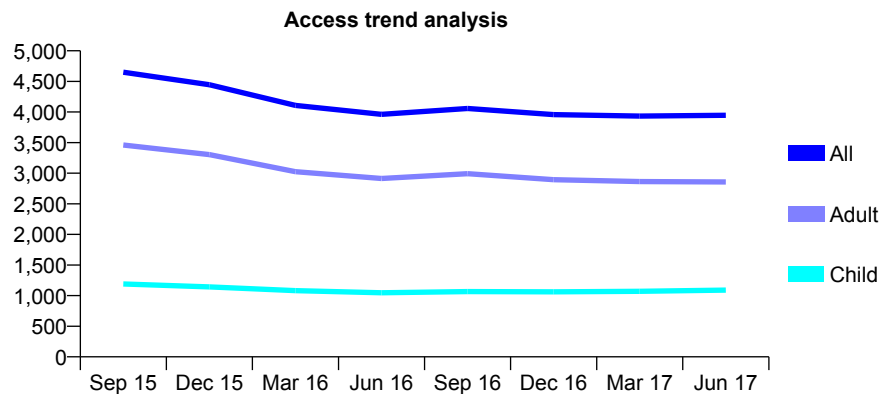
## Q69 - Vital Signs At a Glance Contract Report for 167320/0001 - June 2017

Name or company name	MANOR DENTAL CARE
Contract type name	GDS Contract
Purpose of contract	General
Contract start date	01/06/2011
Contract end date	

17/18 Contracted general activity (UDA)	15,661
Carry forward general activity (UDA)	0
17/18 Contracted orthodontic activity (UOA)	0
Carry forward orthodontic activity (UOA)	0
Baseline contract value	£442,470.60

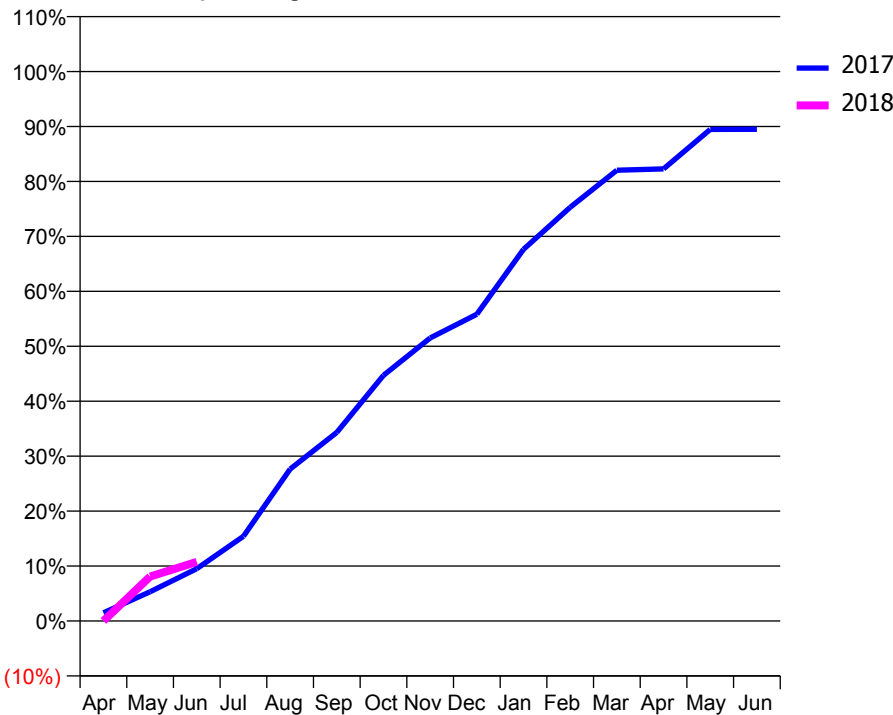
### ACCESS\*

Patients seen in 24 months	Total	Change since previous quarter
Quarter ending June 2016	3,962	
Quarter ending September 2016	4,058	↑
Quarter ending December 2016	3,957	↓
Quarter ending March 2017	3,934	→
Quarter ending June 2017	3,947	→
<b>Variance since June 2016</b>	<b>(0.4%)</b>	→



### ACTIVITY

Cumulative percentage of contracted UDA delivered 2017 & 2018



Month	Adjusted Scheduled Activity (UDA)	
	2017	2018
April	233	0
May	834	1,269
June	1,493	1,686
July	2,415	
August	4,329	
September	5,376	
October	7,003	
November	8,067	
December	8,742	
January	10,594	
February	11,791	
March	12,847	
April	12,884	
May	14,012	
June	14,013	

### QUALITY

	Quantity	Base Number	Contract	AT	Region	England
% of FP17s for the same patient ID Re-attending within 3 months - Children	37	348	10.6%	11.3%	11.6%	12.0%
% of FP17s for the same patient ID Re-attending within 3 months - Adults	118	788	15.0%	15.1%	15.9%	16.0%
% of FP17s for the same patient ID Re-attending between 3 & 9 months - Children	179	348	51.4%	57.4%	60.4%	58.0%
% of FP17s for the same patient ID Re-attending between 3 & 9 months - Adults	353	788	44.8%	48.4%	52.3%	50.9%
% of FP17s for Band 1 Urgent Courses	73	701	10.4%	9.6%	9.5%	9.1%
% of FP17s Relating to Free Repair or Replacements	2	701	0.3%	0.7%	0.7%	0.8%
% of FP17s Relating to Continuations	22	701	3.1%	0.8%	1.0%	1.1%
% of Patients satisfied with the dentistry they have received	2	4	N/A	92.9%	91.9%	91.7%
% of Patients satisfied with the time they had to wait for an appointment	0	4	N/A	90.0%	88.0%	88.0%

\* This is based on patients treated on this contract for their most recent course of treatment. Figures in italics indicate the base number of FP17s or Patient Questionnaire responses are less than 100. N/A is shown where the base number of responses is less than 10 during the period. % is calculated as Quantity/Base number\*100

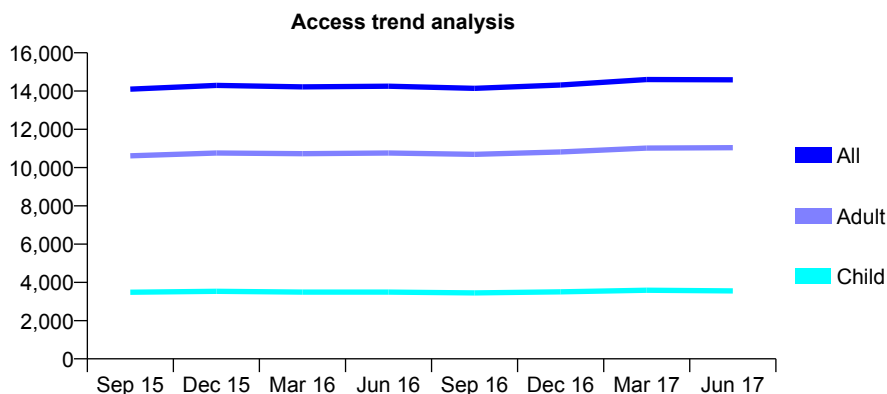
## Q69 - Vital Signs At a Glance Contract Report for 167746/0001 - June 2017

Name or company name	Chipping Norton Dental Practice Limited
Contract type name	GDS Contract
Purpose of contract	General
Contract start date	01/09/2007
Contract end date	

17/18 Contracted general activity (UDA)	35,904
Carry forward general activity (UDA)	0
17/18 Contracted orthodontic activity (UOA)	0
Carry forward orthodontic activity (UOA)	0
Baseline contract value	£853,550.43

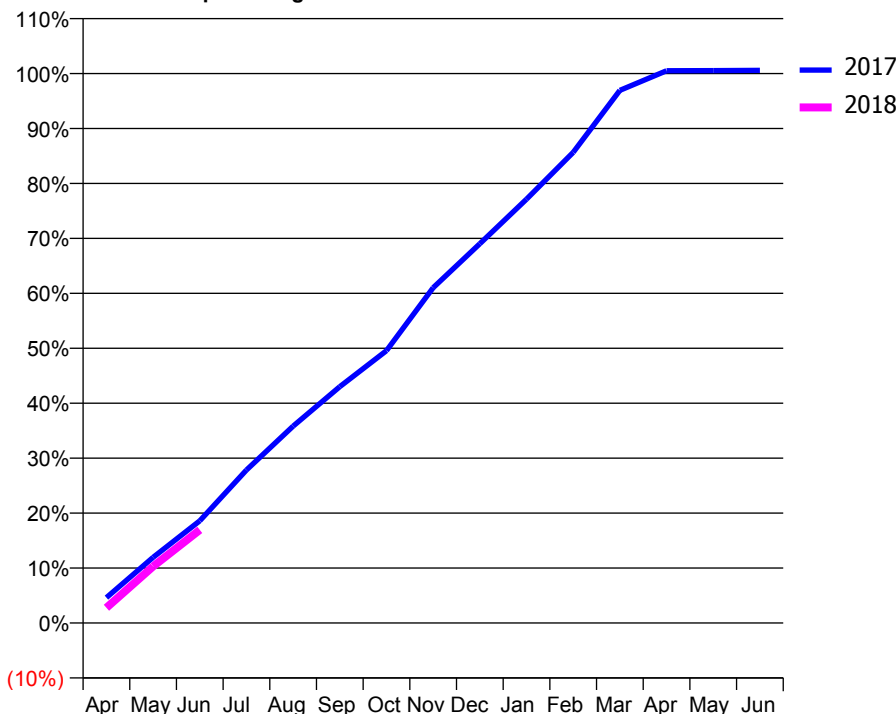
### ACCESS\*

Patients seen in 24 months	Total	Change since previous quarter
Quarter ending June 2016	14,252	
Quarter ending September 2016	14,141	→
Quarter ending December 2016	14,319	→
Quarter ending March 2017	14,604	→
Quarter ending June 2017	14,587	→
<b>Variance since June 2016</b>	<b>2.4%</b>	<b>↑</b>



### ACTIVITY

**Cumulative percentage of contracted UDA delivered 2017 & 2018**



**Adjusted Scheduled Activity (UDA)**

Month	2017	2018
April	1,656	995
May	4,292	3,699
June	6,681	6,083
July	9,999	
August	12,862	
September	15,447	
October	17,795	
November	21,909	
December	24,783	
January	27,698	
February	30,752	
March	34,801	
April	36,084	
May	36,090	
June	36,111	

### QUALITY

	Quantity	Base Number	Contract	AT	Region	England
% of FP17s for the same patient ID Re-attending within 3 months - Children	53	991	5.3%	11.3%	11.6%	12.0%
% of FP17s for the same patient ID Re-attending within 3 months - Adults	398	2,885	13.8%	15.1%	15.9%	16.0%
% of FP17s for the same patient ID Re-attending between 3 & 9 months - Children	566	991	57.1%	57.4%	60.4%	58.0%
% of FP17s for the same patient ID Re-attending between 3 & 9 months - Adults	1,403	2,885	48.6%	48.4%	52.3%	50.9%
% of FP17s for Band 1 Urgent Courses	238	3,197	7.4%	9.6%	9.5%	9.1%
% of FP17s Relating to Free Repair or Replacements	24	3,197	0.8%	0.7%	0.7%	0.8%
% of FP17s Relating to Continuations	12	3,197	0.4%	0.8%	1.0%	1.1%
% of Patients satisfied with the dentistry they have received	21	22	95.5%	92.9%	91.9%	91.7%
% of Patients satisfied with the time they had to wait for an appointment	21	22	95.5%	90.0%	88.0%	88.0%

\* This is based on patients treated on this contract for their most recent course of treatment. Figures in italics indicate the base number of FP17s or Patient Questionnaire responses are less than 100. N/A is shown where the base number of responses is less than 10 during the period. % is calculated as Quantity/Base number\*100

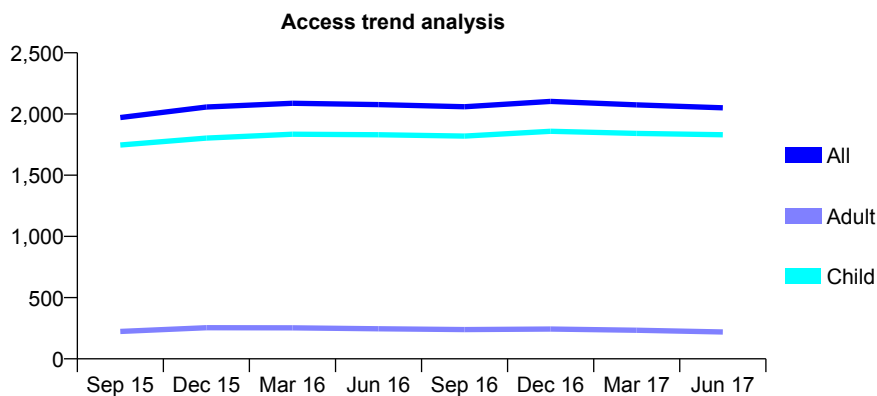
## Q69 - Vital Signs At a Glance Contract Report for 169153/0001 - June 2017

Name or company name	Prospect Street Dental Practice
Contract type name	GDS Contract
Purpose of contract	General
Contract start date	27/11/2013
Contract end date	

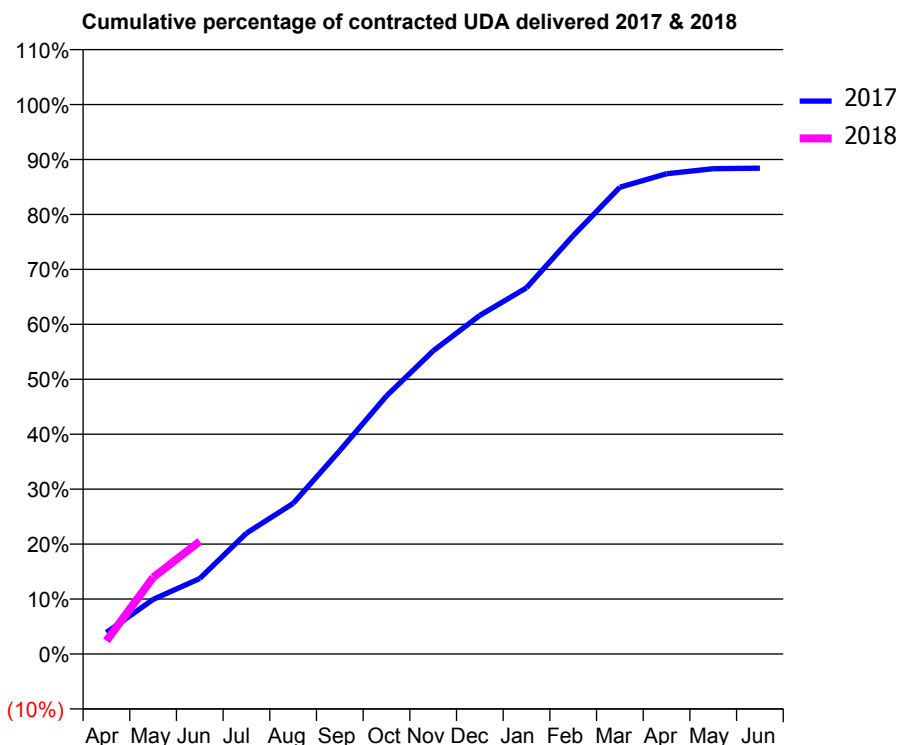
17/18 Contracted general activity (UDA)	3,522
Carry forward general activity (UDA)	0
17/18 Contracted orthodontic activity (UOA)	0
Carry forward orthodontic activity (UOA)	0
Baseline contract value	£79,416.40

### ACCESS\*

Patients seen in 24 months	Total	Change since previous quarter
Quarter ending June 2016	2,077	
Quarter ending September 2016	2,059	→
Quarter ending December 2016	2,103	↑
Quarter ending March 2017	2,075	↓
Quarter ending June 2017	2,051	↓
<b>Variance since June 2016</b>	<b>(1.3%)</b>	<b>↓</b>



### ACTIVITY



Month	Adjusted Scheduled Activity (UDA)	
	2017	2018
April	138	85
May	350	491
June	484	723
July	775	
August	966	
September	1,304	
October	1,654	
November	1,943	
December	2,170	
January	2,347	
February	2,682	
March	2,991	
April	3,078	
May	3,110	
June	3,114	

### QUALITY

	Quantity	Base Number	Contract	AT	Region	England
% of FP17s for the same patient ID Re-attending within 3 months - Children	28	610	4.6%	11.3%	11.6%	12.0%
% of FP17s for the same patient ID Re-attending within 3 months - Adults	0	22	0.0%	15.1%	15.9%	16.0%
% of FP17s for the same patient ID Re-attending between 3 & 9 months - Children	399	610	65.4%	57.4%	60.4%	58.0%
% of FP17s for the same patient ID Re-attending between 3 & 9 months - Adults	10	22	45.5%	48.4%	52.3%	50.9%
% of FP17s for Band 1 Urgent Courses	10	540	1.9%	9.6%	9.5%	9.1%
% of FP17s Relating to Free Repair or Replacements	0	540	0.0%	0.7%	0.7%	0.8%
% of FP17s Relating to Continuations	0	540	0.0%	0.8%	1.0%	1.1%
% of Patients satisfied with the dentistry they have received	4	4	N/A	92.9%	91.9%	91.7%
% of Patients satisfied with the time they had to wait for an appointment	4	4	N/A	90.0%	88.0%	88.0%

\* This is based on patients treated on this contract for their most recent course of treatment. Figures in italics indicate the base number of FP17s or Patient Questionnaire responses are less than 100. N/A is shown where the base number of responses is less than 10 during the period. % is calculated as Quantity/Base number\*100

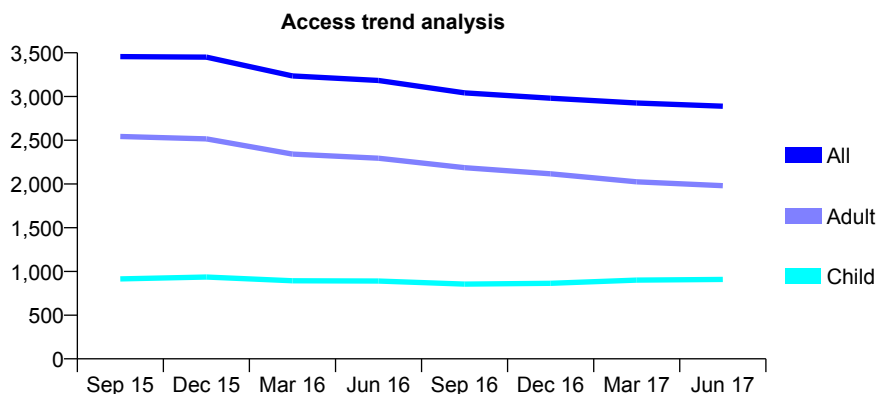
## Q69 - Vital Signs At a Glance Contract Report for 169641/0001 - June 2017

Name or company name	Market Square Dental Practice
Contract type name	GDS Contract
Purpose of contract	General
Contract start date	01/06/2009
Contract end date	

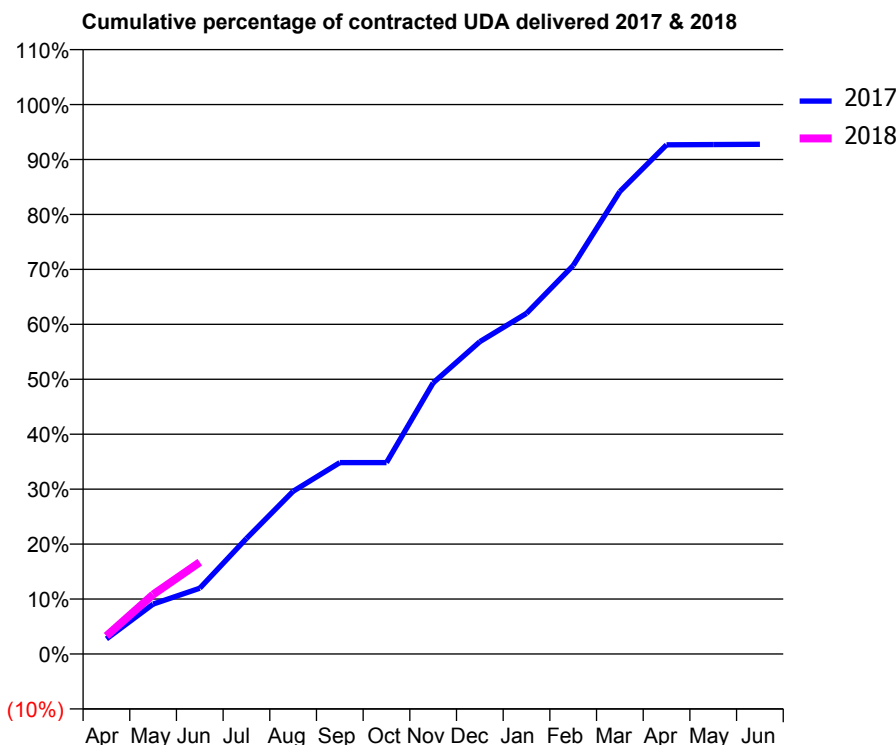
17/18 Contracted general activity (UDA)	8,424
Carry forward general activity (UDA)	0
17/18 Contracted orthodontic activity (UOA)	0
Carry forward orthodontic activity (UOA)	0
Baseline contract value	£199,135.34

### ACCESS\*

Patients seen in 24 months	Total	Change since previous quarter
Quarter ending June 2016	3,184	
Quarter ending September 2016	3,041	↓
Quarter ending December 2016	2,980	↓
Quarter ending March 2017	2,926	↓
Quarter ending June 2017	2,889	↓
<b>Variance since June 2016</b>	<b>(9.3%)</b>	<b>↓</b>



### ACTIVITY



Adjusted Scheduled Activity (UDA)		
Month	2017	2018
April	256	278
May	841	913
June	1,109	1,408
July	1,948	
August	2,743	
September	3,226	
October	3,226	
November	4,570	
December	5,264	
January	5,741	
February	6,547	
March	7,794	
April	8,581	
May	8,587	
June	8,591	

### QUALITY

	Quantity	Base Number	Contract	AT	Region	England
% of FP17s for the same patient ID Re-attending within 3 months - Children	33	318	10.4%	11.3%	11.6%	12.0%
% of FP17s for the same patient ID Re-attending within 3 months - Adults	115	723	15.9%	15.1%	15.9%	16.0%
% of FP17s for the same patient ID Re-attending between 3 & 9 months - Children	190	318	59.7%	57.4%	60.4%	58.0%
% of FP17s for the same patient ID Re-attending between 3 & 9 months - Adults	399	723	55.2%	48.4%	52.3%	50.9%
% of FP17s for Band 1 Urgent Courses	79	762	10.4%	9.6%	9.5%	9.1%
% of FP17s Relating to Free Repair or Replacements	4	762	0.5%	0.7%	0.7%	0.8%
% of FP17s Relating to Continuations	0	762	0.0%	0.8%	1.0%	1.1%
% of Patients satisfied with the dentistry they have received	4	5	N/A	92.9%	91.9%	91.7%
% of Patients satisfied with the time they had to wait for an appointment	4	5	N/A	90.0%	88.0%	88.0%

\* This is based on patients treated on this contract for their most recent course of treatment. Figures in italics indicate the base number of FP17s or Patient Questionnaire responses are less than 100. N/A is shown where the base number of responses is less than 10 during the period. % is calculated as Quantity/Base number\*100

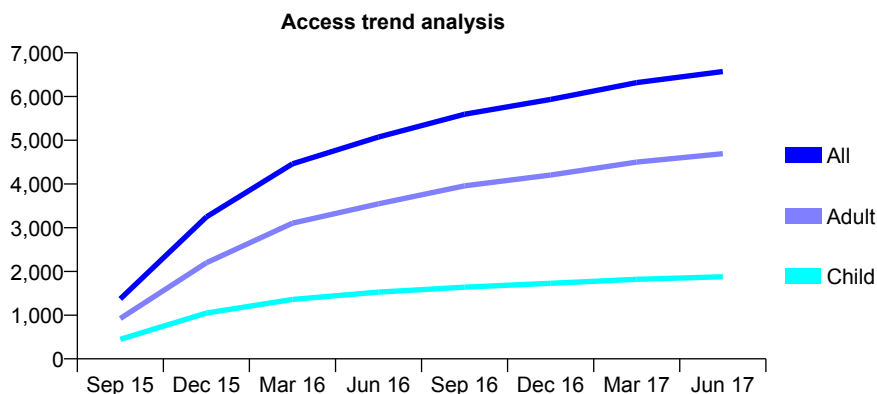
## Q69 - Vital Signs At a Glance Contract Report for 173061/0001 - June 2017

Name or company name	The Dental Centre Carterton Practice
Contract type name	GDS Contract
Purpose of contract	General
Contract start date	01/09/2015
Contract end date	

17/18 Contracted general activity (UDA)	16,735
Carry forward general activity (UDA)	0
17/18 Contracted orthodontic activity (UOA)	0
Carry forward orthodontic activity (UOA)	0
Baseline contract value	£396,192.71

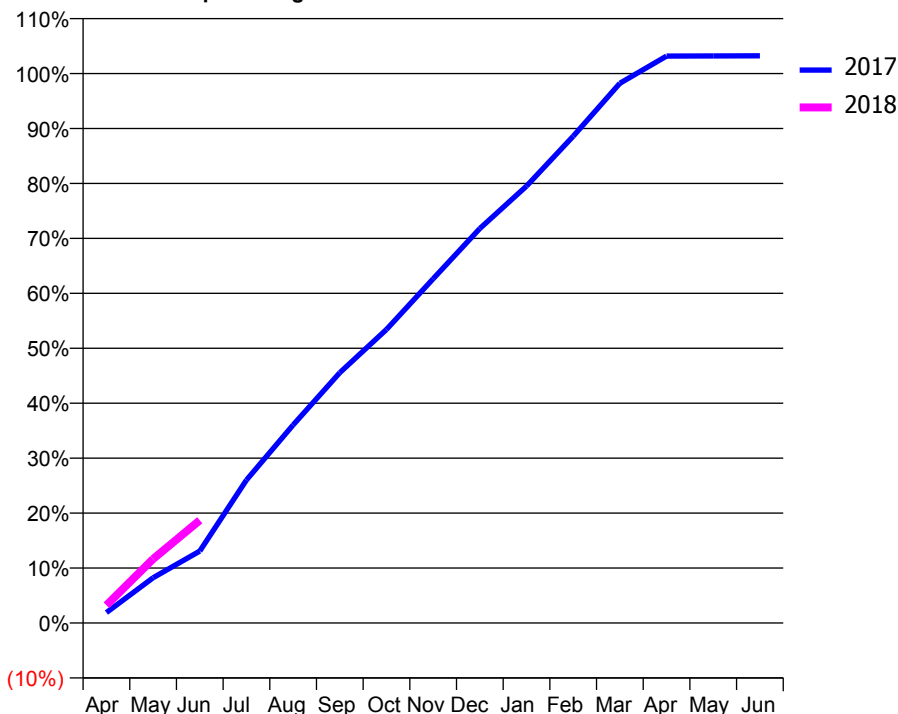
### ACCESS\*

Patients seen in 24 months	Total	Change since previous quarter
Quarter ending June 2016	5,075	
Quarter ending September 2016	5,596	↑
Quarter ending December 2016	5,935	↑
Quarter ending March 2017	6,317	↑
Quarter ending June 2017	6,570	↑
<b>Variance since June 2016</b>	<b>29.5%</b>	<b>↑</b>



### ACTIVITY

Cumulative percentage of contracted UDA delivered 2017 & 2018



Month	Adjusted Scheduled Activity (UDA)	
	2017	2018
April	318	543
May	1,379	1,952
June	2,189	3,130
July	4,355	
August	6,034	
September	7,624	
October	8,942	
November	10,484	
December	12,015	
January	13,305	
February	14,824	
March	16,438	
April	17,265	
May	17,268	
June	17,273	

### QUALITY

	Quantity	Base Number	Contract	AT	Region	England
% of FP17s for the same patient ID Re-attending within 3 months - Children	98	734	13.4%	11.3%	11.6%	12.0%
% of FP17s for the same patient ID Re-attending within 3 months - Adults	234	1,535	15.2%	15.1%	15.9%	16.0%
% of FP17s for the same patient ID Re-attending between 3 & 9 months - Children	443	734	60.4%	57.4%	60.4%	58.0%
% of FP17s for the same patient ID Re-attending between 3 & 9 months - Adults	820	1,535	53.4%	48.4%	52.3%	50.9%
% of FP17s for Band 1 Urgent Courses	150	1,602	9.4%	9.6%	9.5%	9.1%
% of FP17s Relating to Free Repair or Replacements	30	1,602	1.9%	0.7%	0.7%	0.8%
% of FP17s Relating to Continuations	3	1,602	0.2%	0.8%	1.0%	1.1%
% of Patients satisfied with the dentistry they have received	11	12	91.7%	92.9%	91.9%	91.7%
% of Patients satisfied with the time they had to wait for an appointment	12	12	100.0%	90.0%	88.0%	88.0%

\* This is based on patients treated on this contract for their most recent course of treatment. Figures in italics indicate the base number of FP17s or Patient Questionnaire responses are less than 100. N/A is shown where the base number of responses is less than 10 during the period. % is calculated as Quantity/Base number\*100

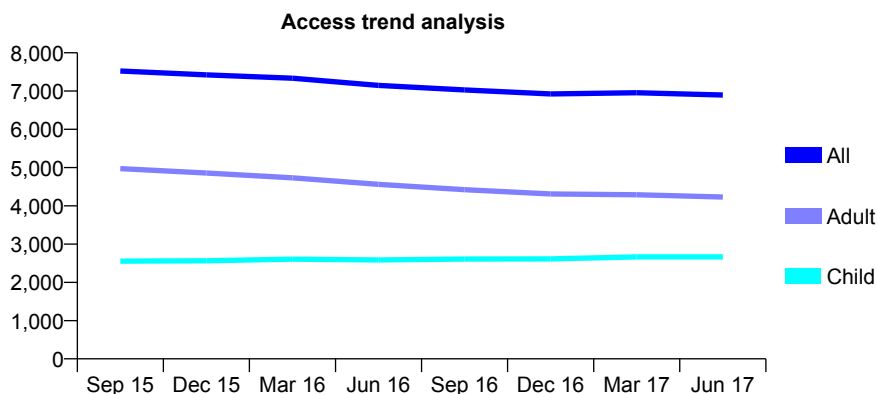
## Q69 - Vital Signs At a Glance Contract Report for 175609/0001 - June 2017

Name or company name	Riverside Dental Centre Ltd
Contract type name	GDS Contract
Purpose of contract	General
Contract start date	01/07/2008
Contract end date	

17/18 Contracted general activity (UDA)	19,096
Carry forward general activity (UDA)	0
17/18 Contracted orthodontic activity (UOA)	0
Carry forward orthodontic activity (UOA)	0
Baseline contract value	£562,752.76

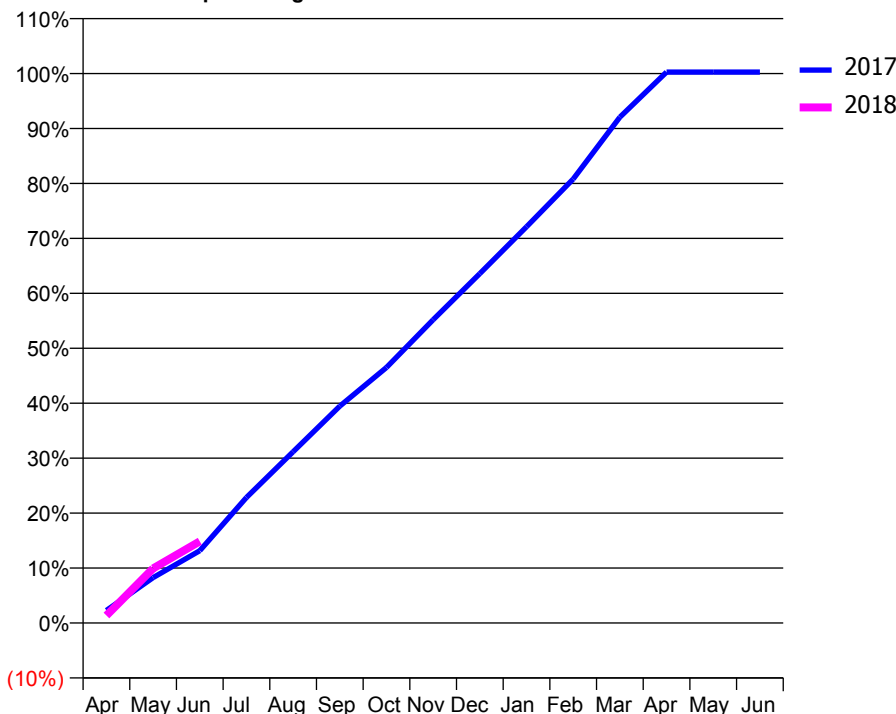
### ACCESS\*

Patients seen in 24 months	Total	Change since previous quarter
Quarter ending June 2016	7,148	
Quarter ending September 2016	7,030	↓
Quarter ending December 2016	6,923	↓
Quarter ending March 2017	6,955	→
Quarter ending June 2017	6,896	→
<b>Variance since June 2016</b>	<b>(3.5%)</b>	<b>↓</b>



### ACTIVITY

Cumulative percentage of contracted UDA delivered 2017 & 2018



Month	Adjusted Scheduled Activity (UDA)	
	2017	2018
April	438	262
May	1,578	1,897
June	2,515	2,840
July	4,364	
August	5,954	
September	7,538	
October	8,882	
November	10,542	
December	12,144	
January	13,769	
February	15,431	
March	17,579	
April	19,146	
May	19,145	
June	19,144	

### QUALITY

	Quantity	Base Number	Contract	AT	Region	England
% of FP17s for the same patient ID Re-attending within 3 months - Children	132	1,050	12.6%	11.3%	11.6%	12.0%
% of FP17s for the same patient ID Re-attending within 3 months - Adults	168	1,212	13.9%	15.1%	15.9%	16.0%
% of FP17s for the same patient ID Re-attending between 3 & 9 months - Children	637	1,050	60.7%	57.4%	60.4%	58.0%
% of FP17s for the same patient ID Re-attending between 3 & 9 months - Adults	592	1,212	48.8%	48.4%	52.3%	50.9%
% of FP17s for Band 1 Urgent Courses	115	1,575	7.3%	9.6%	9.5%	9.1%
% of FP17s Relating to Free Repair or Replacements	5	1,575	0.3%	0.7%	0.7%	0.8%
% of FP17s Relating to Continuations	34	1,575	2.2%	0.8%	1.0%	1.1%
% of Patients satisfied with the dentistry they have received	10	10	100.0%	92.9%	91.9%	91.7%
% of Patients satisfied with the time they had to wait for an appointment	10	10	100.0%	90.0%	88.0%	88.0%

\* This is based on patients treated on this contract for their most recent course of treatment. Figures in italics indicate the base number of FP17s or Patient Questionnaire responses are less than 100. N/A is shown where the base number of responses is less than 10 during the period. % is calculated as Quantity/Base number\*100

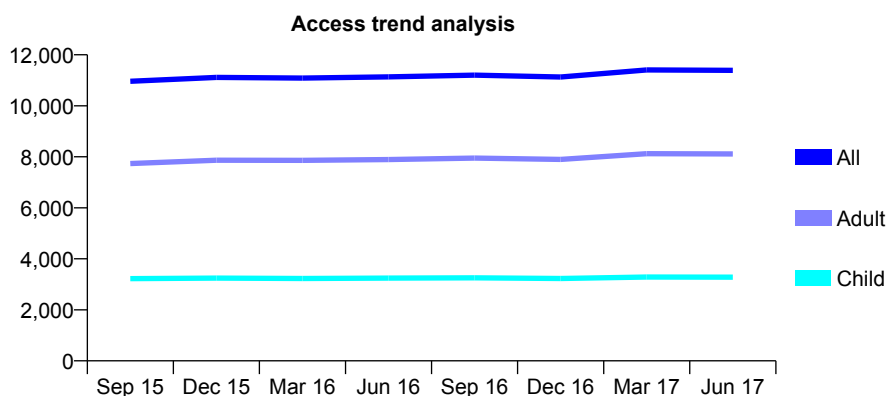
## Q69 - Vital Signs At a Glance Contract Report for 176621/0001 - June 2017

Name or company name	Rodericks Ltd
Contract type name	GDS Contract
Purpose of contract	General
Contract start date	01/04/2008
Contract end date	

17/18 Contracted general activity (UDA)	29,400
Carry forward general activity (UDA)	0
17/18 Contracted orthodontic activity (UOA)	0
Carry forward orthodontic activity (UOA)	0
Baseline contract value	£685,944.56

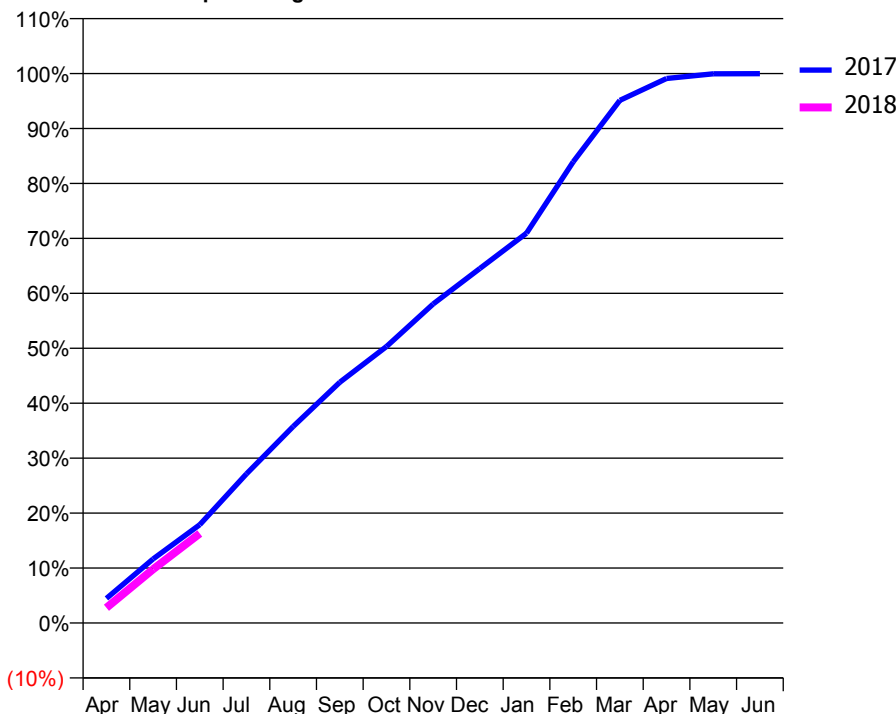
### ACCESS\*

Patients seen in 24 months	Total	Change since previous quarter
Quarter ending June 2016	11,136	
Quarter ending September 2016	11,203	→
Quarter ending December 2016	11,131	→
Quarter ending March 2017	11,408	↑
Quarter ending June 2017	11,393	→
<b>Variance since June 2016</b>	<b>2.3%</b>	<b>↑</b>



### ACTIVITY

Cumulative percentage of contracted UDA delivered 2017 & 2018



Adjusted Scheduled Activity (UDA)		
Month	2017	2018
April	1,314	817
May	3,430	2,881
June	5,261	4,793
July	7,979	
August	10,513	
September	12,883	
October	14,793	
November	17,068	
December	18,965	
January	20,861	
February	24,673	
March	27,960	
April	29,135	
May	29,384	
June	29,391	

### QUALITY

	Quantity	Base Number	Contract	AT	Region	England
% of FP17s for the same patient ID Re-attending within 3 months - Children	100	1,104	9.1%	11.3%	11.6%	12.0%
% of FP17s for the same patient ID Re-attending within 3 months - Adults	380	2,369	16.0%	15.1%	15.9%	16.0%
% of FP17s for the same patient ID Re-attending between 3 & 9 months - Children	697	1,104	63.1%	57.4%	60.4%	58.0%
% of FP17s for the same patient ID Re-attending between 3 & 9 months - Adults	1,220	2,369	51.5%	48.4%	52.3%	50.9%
% of FP17s for Band 1 Urgent Courses	316	2,775	11.4%	9.6%	9.5%	9.1%
% of FP17s Relating to Free Repair or Replacements	22	2,775	0.8%	0.7%	0.7%	0.8%
% of FP17s Relating to Continuations	9	2,775	0.3%	0.8%	1.0%	1.1%
% of Patients satisfied with the dentistry they have received	19	21	90.5%	92.9%	91.9%	91.7%
% of Patients satisfied with the time they had to wait for an appointment	18	21	85.7%	90.0%	88.0%	88.0%

\* This is based on patients treated on this contract for their most recent course of treatment. Figures in italics indicate the base number of FP17s or Patient Questionnaire responses are less than 100. N/A is shown where the base number of responses is less than 10 during the period. % is calculated as Quantity/Base number\*100



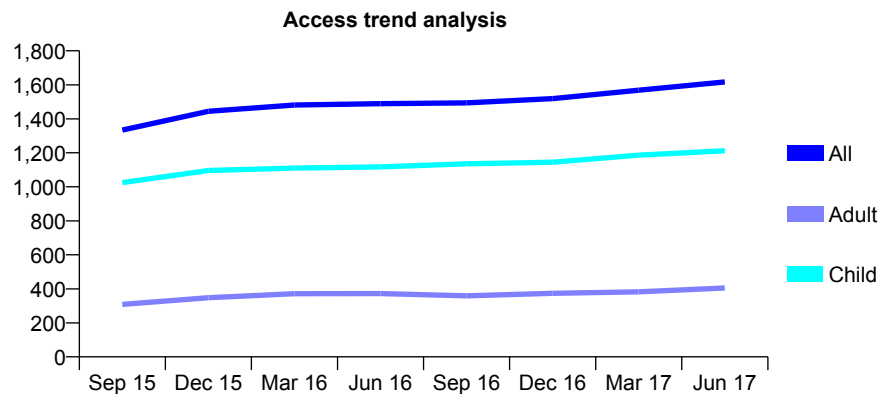
## Q69 - Vital Signs At a Glance Contract Report for 177393/0001 - June 2017

Name or company name	Aston Clinton Dental
Contract type name	GDS Contract
Purpose of contract	General
Contract start date	01/04/2013
Contract end date	

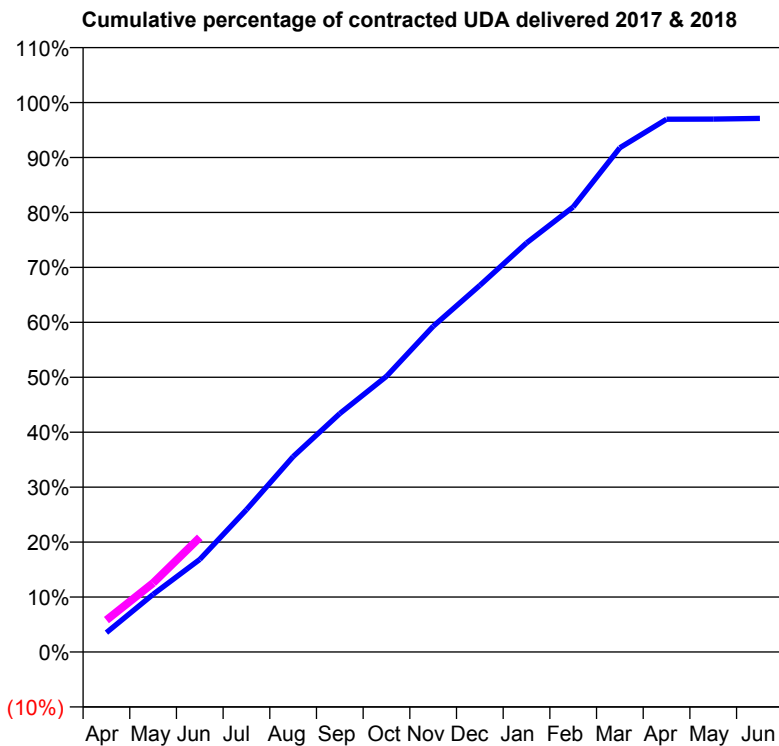
17/18 Contracted general activity (UDA)	3,800
Carry forward general activity (UDA)	0
17/18 Contracted orthodontic activity (UOA)	0
Carry forward orthodontic activity (UOA)	0
Baseline contract value	£87,538.97

### ACCESS\*

Patients seen in 24 months	Total	Change since previous quarter
Quarter ending June 2016	1,489	
Quarter ending September 2016	1,494	→
Quarter ending December 2016	1,519	→
Quarter ending March 2017	1,568	↑
Quarter ending June 2017	1,617	↑
<b>Variance since June 2016</b>	<b>8.6%</b>	<b>↑</b>



### ACTIVITY



Month	Adjusted Scheduled Activity (UDA)	
	2017	2018
April	134	220
May	399	477
June	640	792
July	985	
August	1,351	
September	1,649	
October	1,907	
November	2,253	
December	2,536	
January	2,829	
February	3,078	
March	3,487	
April	3,685	
May	3,686	
June	3,690	

### QUALITY

	Quantity	Base Number	Contract	AT	Region	England
% of FP17s for the same patient ID Re-attending within 3 months - Children	25	496	5.0%	11.3%	11.6%	12.0%
% of FP17s for the same patient ID Re-attending within 3 months - Adults	9	102	8.8%	15.1%	15.9%	16.0%
% of FP17s for the same patient ID Re-attending between 3 & 9 months - Children	342	496	69.0%	57.4%	60.4%	58.0%
% of FP17s for the same patient ID Re-attending between 3 & 9 months - Adults	50	102	49.0%	48.4%	52.3%	50.9%
% of FP17s for Band 1 Urgent Courses	11	505	2.2%	9.6%	9.5%	9.1%
% of FP17s Relating to Free Repair or Replacements	0	505	0.0%	0.7%	0.7%	0.8%
% of FP17s Relating to Continuations	0	505	0.0%	0.8%	1.0%	1.1%
% of Patients satisfied with the dentistry they have received	3	3	N/A	92.9%	91.9%	91.7%
% of Patients satisfied with the time they had to wait for an appointment	3	3	N/A	90.0%	88.0%	88.0%

\* This is based on patients treated on this contract for their most recent course of treatment. Figures in italics indicate the base number of FP17s or Patient Questionnaire responses are less than 100. N/A is shown where the base number of responses is less than 10 during the period. % is calculated as Quantity/Base number\*100

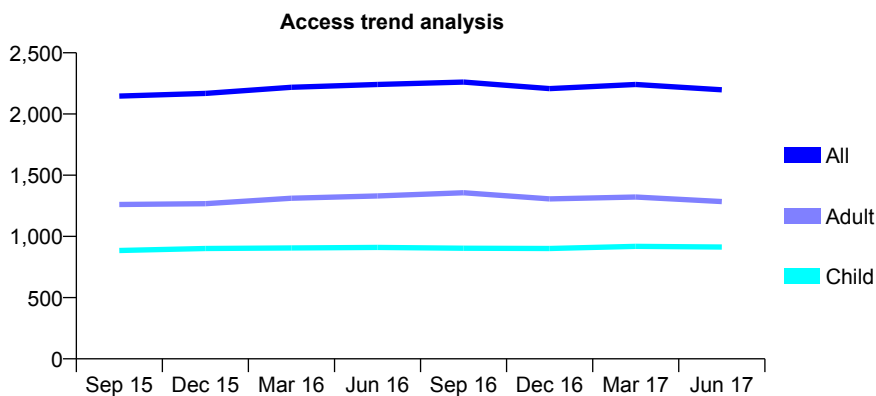
## Q69 - Vital Signs At a Glance Contract Report for 177806/0001 - June 2017

Name or company name	Westwood Smile Care Ltd
Contract type name	GDS Contract
Purpose of contract	General
Contract start date	01/07/2013
Contract end date	

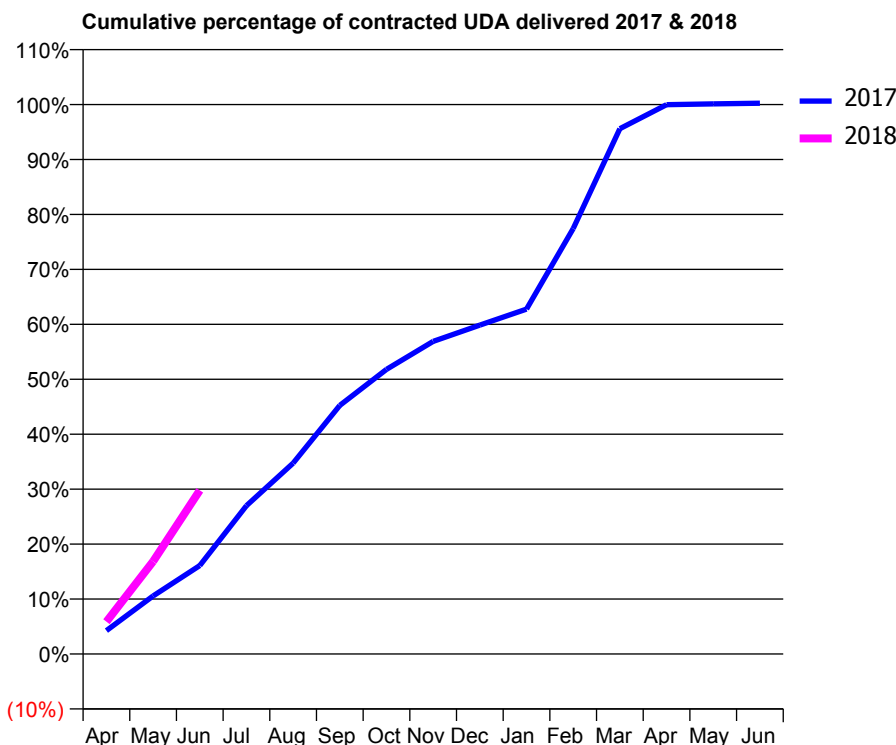
17/18 Contracted general activity (UDA)	3,150
Carry forward general activity (UDA)	0
17/18 Contracted orthodontic activity (UOA)	0
Carry forward orthodontic activity (UOA)	0
Baseline contract value	£73,786.47

### ACCESS\*

Patients seen in 24 months	Total	Change since previous quarter
Quarter ending June 2016	2,241	
Quarter ending September 2016	2,261	→
Quarter ending December 2016	2,208	↓
Quarter ending March 2017	2,241	→
Quarter ending June 2017	2,198	↓
<b>Variance since June 2016</b>	<b>(1.9%)</b>	<b>↓</b>



### ACTIVITY



Month	Adjusted Scheduled Activity (UDA)	
	2017	2018
April	143	186
May	353	531
June	538	938
July	901	
August	1,160	
September	1,510	
October	1,729	
November	1,900	
December	1,998	
January	2,095	
February	2,585	
March	3,192	
April	3,338	
May	3,343	
June	3,347	

### QUALITY

	Quantity	Base Number	Contract	AT	Region	England
% of FP17s for the same patient ID Re-attending within 3 months - Children	22	303	7.3%	11.3%	11.6%	12.0%
% of FP17s for the same patient ID Re-attending within 3 months - Adults	71	382	18.6%	15.1%	15.9%	16.0%
% of FP17s for the same patient ID Re-attending between 3 & 9 months - Children	152	303	50.2%	57.4%	60.4%	58.0%
% of FP17s for the same patient ID Re-attending between 3 & 9 months - Adults	141	382	36.9%	48.4%	52.3%	50.9%
% of FP17s for Band 1 Urgent Courses	20	393	5.1%	9.6%	9.5%	9.1%
% of FP17s Relating to Free Repair or Replacements	2	393	0.5%	0.7%	0.7%	0.8%
% of FP17s Relating to Continuations	4	393	1.0%	0.8%	1.0%	1.1%
% of Patients satisfied with the dentistry they have received	4	4	N/A	92.9%	91.9%	91.7%
% of Patients satisfied with the time they had to wait for an appointment	2	4	N/A	90.0%	88.0%	88.0%

\* This is based on patients treated on this contract for their most recent course of treatment. Figures in italics indicate the base number of FP17s or Patient Questionnaire responses are less than 100. N/A is shown where the base number of responses is less than 10 during the period. % is calculated as Quantity/Base number\*100

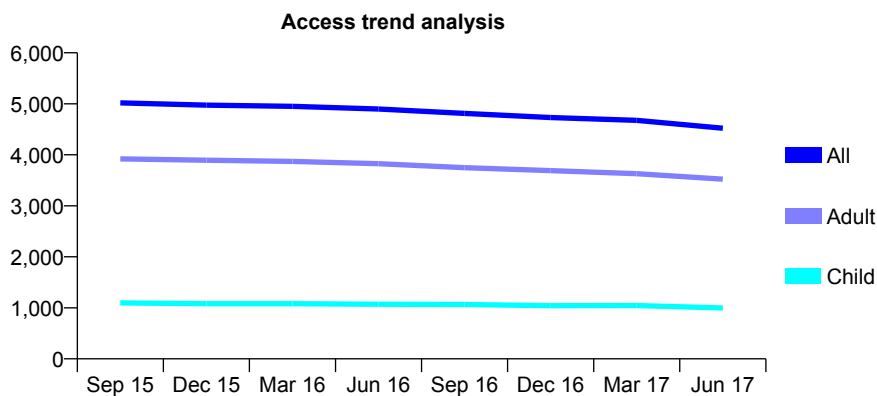
## Q69 - Vital Signs At a Glance Contract Report for 177881/0001 - June 2017

Name or company name	The Burnham Dental Practice
Contract type name	GDS Contract
Purpose of contract	General
Contract start date	01/06/2010
Contract end date	

17/18 Contracted general activity (UDA)	14,629
Carry forward general activity (UDA)	0
17/18 Contracted orthodontic activity (UOA)	0
Carry forward orthodontic activity (UOA)	0
Baseline contract value	£425,484.26

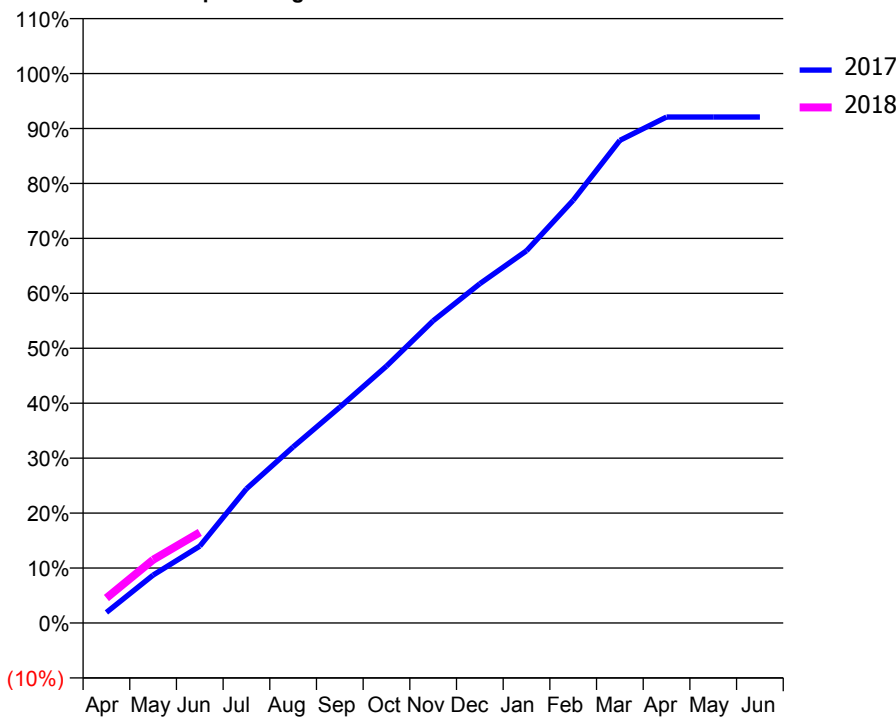
### ACCESS\*

Patients seen in 24 months	Total	Change since previous quarter
Quarter ending June 2016	4,898	
Quarter ending September 2016	4,813	↓
Quarter ending December 2016	4,731	↓
Quarter ending March 2017	4,675	↓
Quarter ending June 2017	4,521	↓
<b>Variance since June 2016</b>	<b>(7.7%)</b>	<b>↓</b>



### ACTIVITY

Cumulative percentage of contracted UDA delivered 2017 & 2018



Month	Adjusted Scheduled Activity (UDA)	
	2017	2018
April	282	664
May	1,278	1,685
June	2,047	2,413
July	3,572	
August	4,687	
September	5,746	
October	6,839	
November	8,045	
December	9,033	
January	9,909	
February	11,257	
March	12,849	
April	13,470	
May	13,470	
June	13,472	

### QUALITY

	Quantity	Base Number	Contract	AT	Region	England
% of FP17s for the same patient ID Re-attending within 3 months - Children	22	321	6.9%	11.3%	11.6%	12.0%
% of FP17s for the same patient ID Re-attending within 3 months - Adults	133	1,072	12.4%	15.1%	15.9%	16.0%
% of FP17s for the same patient ID Re-attending between 3 & 9 months - Children	212	321	66.0%	57.4%	60.4%	58.0%
% of FP17s for the same patient ID Re-attending between 3 & 9 months - Adults	655	1,072	61.1%	48.4%	52.3%	50.9%
% of FP17s for Band 1 Urgent Courses	73	1,166	6.3%	9.6%	9.5%	9.1%
% of FP17s Relating to Free Repair or Replacements	1	1,166	0.1%	0.7%	0.7%	0.8%
% of FP17s Relating to Continuations	20	1,166	1.7%	0.8%	1.0%	1.1%
% of Patients satisfied with the dentistry they have received	13	15	86.7%	92.9%	91.9%	91.7%
% of Patients satisfied with the time they had to wait for an appointment	14	15	93.3%	90.0%	88.0%	88.0%

\* This is based on patients treated on this contract for their most recent course of treatment. Figures in italics indicate the base number of FP17s or Patient Questionnaire responses are less than 100. N/A is shown where the base number of responses is less than 10 during the period. % is calculated as Quantity/Base number\*100

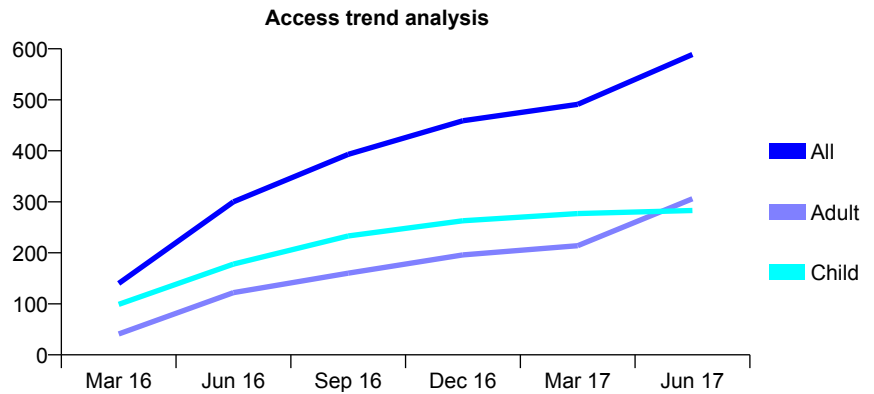
## Q69 - Vital Signs At a Glance Contract Report for 181285/0001 - June 2017

Name or company name	David Barrett & John Coulter
Contract type name	GDS Contract
Purpose of contract	General
Contract start date	01/12/2015
Contract end date	

17/18 Contracted general activity (UDA)	1,509
Carry forward general activity (UDA)	0
17/18 Contracted orthodontic activity (UOA)	0
Carry forward orthodontic activity (UOA)	0
Baseline contract value	£35,685.46

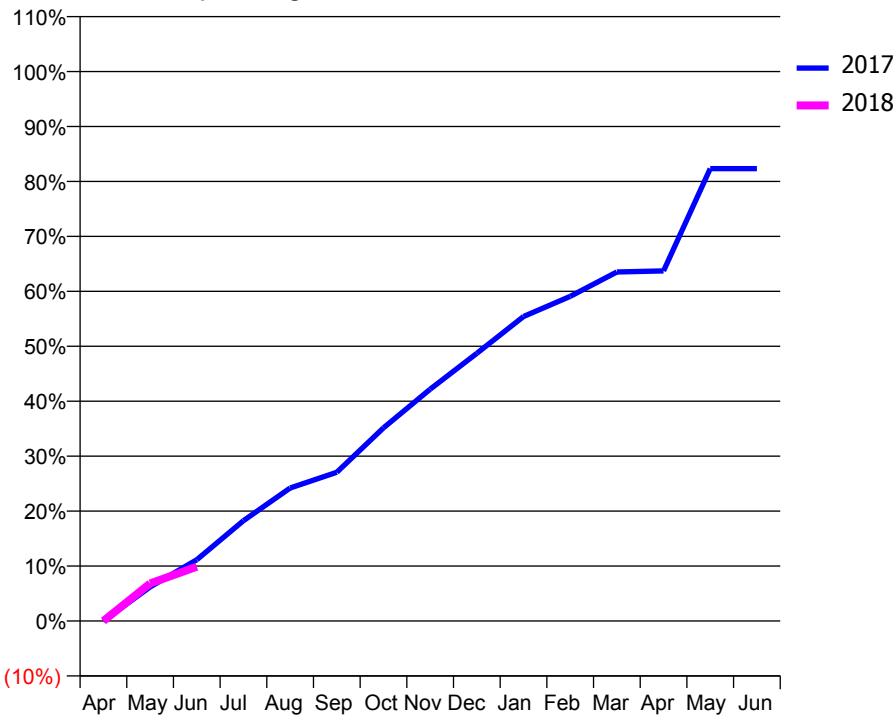
### ACCESS\*

Patients seen in 24 months	Total	Change since previous quarter
Quarter ending June 2016	300	
Quarter ending September 2016	393	↑
Quarter ending December 2016	459	↑
Quarter ending March 2017	491	↑
Quarter ending June 2017	589	↑
<b>Variance since June 2016</b>	<b>96.3%</b>	<b>↑</b>



### ACTIVITY

Cumulative percentage of contracted UDA delivered 2017 & 2018



Month	Adjusted Scheduled Activity (UDA)	
	2017	2018
April	0	0
May	93	103
June	168	149
July	275	
August	365	
September	408	
October	531	
November	637	
December	735	
January	836	
February	891	
March	958	
April	961	
May	1,242	
June	1,242	

### QUALITY

	Quantity	Base Number	Contract	AT	Region	England
% of FP17s for the same patient ID Re-attending within 3 months - Children	2	79	2.5%	11.3%	11.6%	12.0%
% of FP17s for the same patient ID Re-attending within 3 months - Adults	5	123	4.1%	15.1%	15.9%	16.0%
% of FP17s for the same patient ID Re-attending between 3 & 9 months - Children	40	79	50.6%	57.4%	60.4%	58.0%
% of FP17s for the same patient ID Re-attending between 3 & 9 months - Adults	22	123	17.9%	48.4%	52.3%	50.9%
% of FP17s for Band 1 Urgent Courses	2	89	2.2%	9.6%	9.5%	9.1%
% of FP17s Relating to Free Repair or Replacements	0	89	0.0%	0.7%	0.7%	0.8%
% of FP17s Relating to Continuations	0	89	0.0%	0.8%	1.0%	1.1%
% of Patients satisfied with the dentistry they have received	0	0	N/A	92.9%	91.9%	91.7%
% of Patients satisfied with the time they had to wait for an appointment	0	0	N/A	90.0%	88.0%	88.0%

\* This is based on patients treated on this contract for their most recent course of treatment. Figures in italics indicate the base number of FP17s or Patient Questionnaire responses are less than 100. N/A is shown where the base number of responses is less than 10 during the period. % is calculated as Quantity/Base number\*100

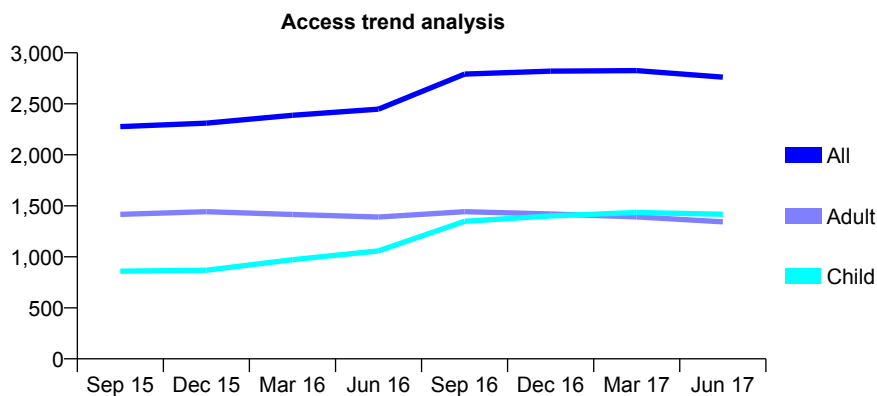
## Q69 - Vital Signs At a Glance Contract Report for 181730/0004 - June 2017

Name or company name	Buckinghamshire Priority Dental Service
Contract type name	PDS Contract
Purpose of contract	General
Contract start date	26/10/2008
Contract end date	31/03/2019

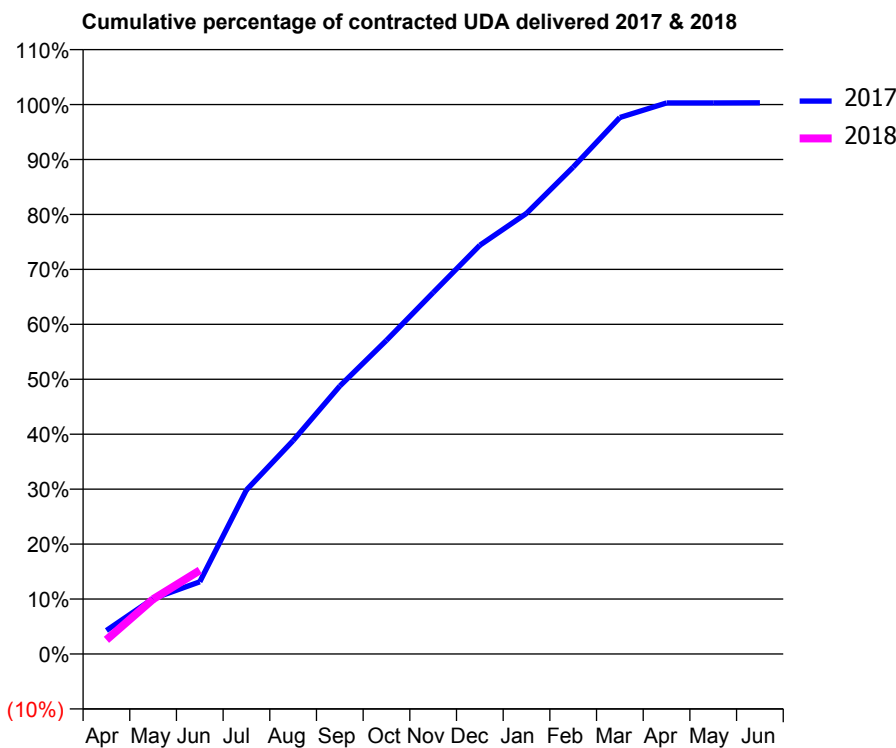
17/18 Contracted general activity (UDA)	7,259
Carry forward general activity (UDA)	0
17/18 Contracted orthodontic activity (UOA)	0
Carry forward orthodontic activity (UOA)	0
Baseline contract value	£0.00

### ACCESS\*

Patients seen in 24 months	Total	Change since previous quarter
Quarter ending June 2016	2,448	
Quarter ending September 2016	2,792	↑
Quarter ending December 2016	2,820	→
Quarter ending March 2017	2,826	→
Quarter ending June 2017	2,761	↓
<b>Variance since June 2016</b>	<b>12.8%</b>	<b>↑</b>



### ACTIVITY



Month	Adjusted Scheduled Activity (UDA)	
	2017	2018
April	311	187
May	732	725
June	954	1,105
July	2,168	
August	2,820	
September	3,540	
October	4,144	
November	4,774	
December	5,400	
January	5,822	
February	6,432	
March	7,088	
April	7,279	
May	7,280	
June	7,281	

### QUALITY

	Quantity	Base Number	Contract	AT	Region	England
% of FP17s for the same patient ID Re-attending within 3 months - Children	66	376	17.6%	11.3%	11.6%	12.0%
% of FP17s for the same patient ID Re-attending within 3 months - Adults	38	230	16.5%	15.1%	15.9%	16.0%
% of FP17s for the same patient ID Re-attending between 3 & 9 months - Children	76	376	20.2%	57.4%	60.4%	58.0%
% of FP17s for the same patient ID Re-attending between 3 & 9 months - Adults	77	230	33.5%	48.4%	52.3%	50.9%
% of FP17s for Band 1 Urgent Courses	18	510	3.5%	9.6%	9.5%	9.1%
% of FP17s Relating to Free Repair or Replacements	0	510	0.0%	0.7%	0.7%	0.8%
% of FP17s Relating to Continuations	18	510	3.5%	0.8%	1.0%	1.1%
% of Patients satisfied with the dentistry they have received	1	2	N/A	92.9%	91.9%	91.7%
% of Patients satisfied with the time they had to wait for an appointment	1	2	N/A	90.0%	88.0%	88.0%

\* This is based on patients treated on this contract for their most recent course of treatment. Figures in italics indicate the base number of FP17s or Patient Questionnaire responses are less than 100. N/A is shown where the base number of responses is less than 10 during the period. % is calculated as Quantity/Base number\*100

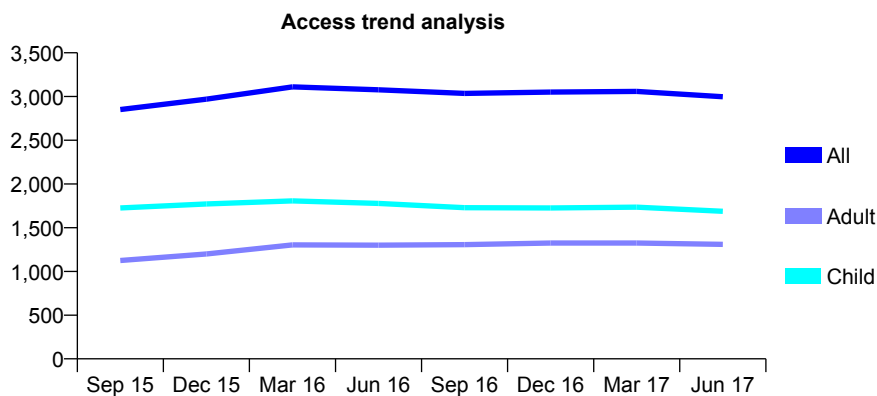
## Q69 - Vital Signs At a Glance Contract Report for 182885/0002 - June 2017

Name or company name	CEDAR DENTAL CARE LTD
Contract type name	GDS Contract
Purpose of contract	General
Contract start date	31/03/2014
Contract end date	

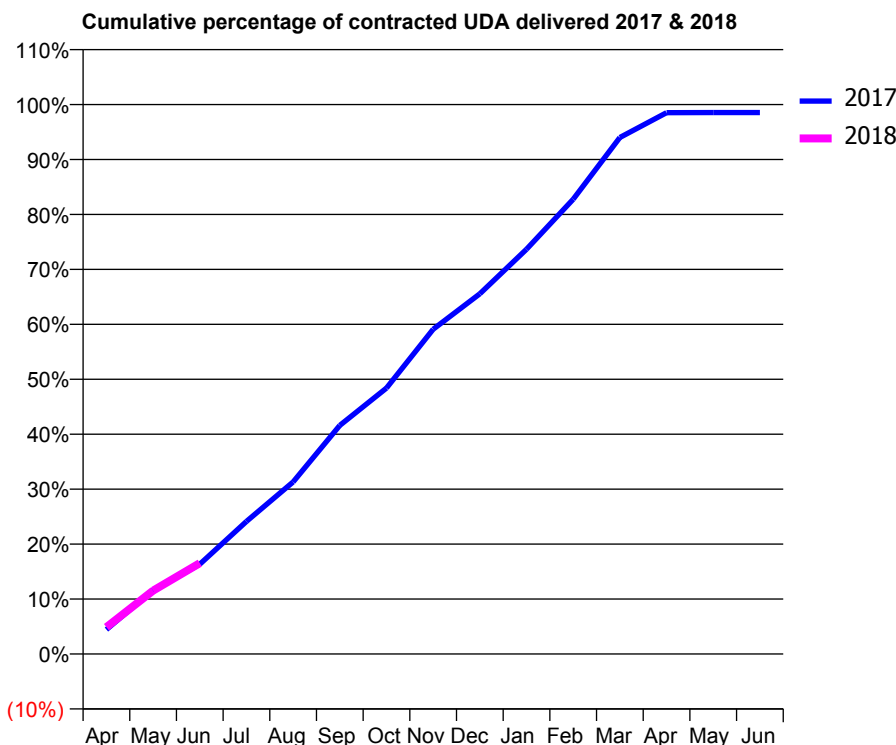
17/18 Contracted general activity (UDA)	8,200
Carry forward general activity (UDA)	0
17/18 Contracted orthodontic activity (UOA)	0
Carry forward orthodontic activity (UOA)	0
Baseline contract value	£159,179.03

### ACCESS\*

Patients seen in 24 months	Total	Change since previous quarter
Quarter ending June 2016	3,077	
Quarter ending September 2016	3,035	↓
Quarter ending December 2016	3,051	→
Quarter ending March 2017	3,059	→
Quarter ending June 2017	2,997	↓
<b>Variance since June 2016</b>	<b>(2.6%)</b>	<b>↓</b>



### ACTIVITY



Adjusted Scheduled Activity (UDA)		
Month	2017	2018
April	365	400
May	955	946
June	1,340	1,357
July	1,979	
August	2,568	
September	3,413	
October	3,968	
November	4,846	
December	5,375	
January	6,040	
February	6,786	
March	7,709	
April	8,078	
May	8,080	
June	8,080	

### QUALITY

	Quantity	Base Number	Contract	AT	Region	England
% of FP17s for the same patient ID Re-attending within 3 months - Children	58	664	8.7%	11.3%	11.6%	12.0%
% of FP17s for the same patient ID Re-attending within 3 months - Adults	73	455	16.0%	15.1%	15.9%	16.0%
% of FP17s for the same patient ID Re-attending between 3 & 9 months - Children	480	664	72.3%	57.4%	60.4%	58.0%
% of FP17s for the same patient ID Re-attending between 3 & 9 months - Adults	287	455	63.1%	48.4%	52.3%	50.9%
% of FP17s for Band 1 Urgent Courses	33	891	3.7%	9.6%	9.5%	9.1%
% of FP17s Relating to Free Repair or Replacements	2	891	0.2%	0.7%	0.7%	0.8%
% of FP17s Relating to Continuations	2	891	0.2%	0.8%	1.0%	1.1%
% of Patients satisfied with the dentistry they have received	2	2	N/A	92.9%	91.9%	91.7%
% of Patients satisfied with the time they had to wait for an appointment	2	2	N/A	90.0%	88.0%	88.0%

\* This is based on patients treated on this contract for their most recent course of treatment. Figures in italics indicate the base number of FP17s or Patient Questionnaire responses are less than 100. N/A is shown where the base number of responses is less than 10 during the period. % is calculated as Quantity/Base number\*100

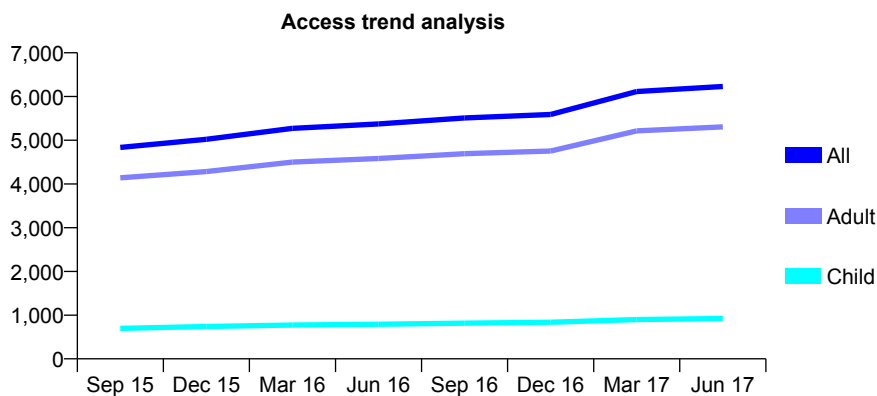
## Q69 - Vital Signs At a Glance Contract Report for 183377/0001 - June 2017

Name or company name	Temple Street Dental Practice
Contract type name	GDS Contract
Purpose of contract	General
Contract start date	01/08/2012
Contract end date	

17/18 Contracted general activity (UDA)	13,000
Carry forward general activity (UDA)	0
17/18 Contracted orthodontic activity (UOA)	0
Carry forward orthodontic activity (UOA)	0
Baseline contract value	£309,597.92

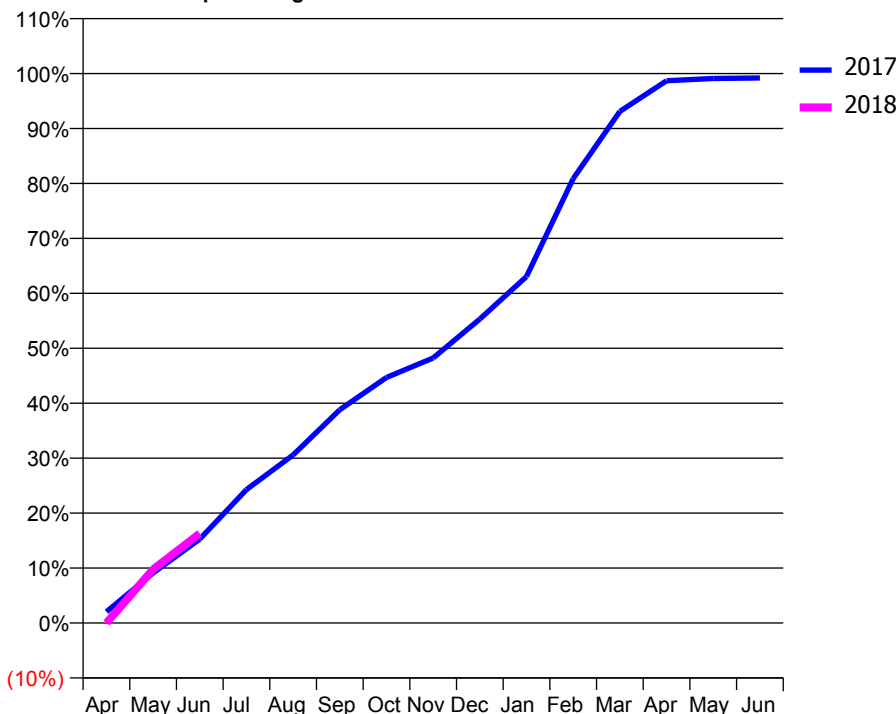
### ACCESS\*

Patients seen in 24 months	Total	Change since previous quarter
Quarter ending June 2016	5,373	
Quarter ending September 2016	5,509	↑
Quarter ending December 2016	5,589	→
Quarter ending March 2017	6,114	↑
Quarter ending June 2017	6,229	→
<b>Variance since June 2016</b>	<b>15.9%</b>	<b>↑</b>



### ACTIVITY

Cumulative percentage of contracted UDA delivered 2017 & 2018



Month	Adjusted Scheduled Activity (UDA)	
	2017	2018
April	267	0
May	1,184	1,271
June	1,987	2,120
July	3,156	
August	3,976	
September	5,044	
October	5,809	
November	6,271	
December	7,190	
January	8,196	
February	10,513	
March	12,104	
April	12,829	
May	12,882	
June	12,895	

### QUALITY

	Quantity	Base Number	Contract	AT	Region	England
% of FP17s for the same patient ID Re-attending within 3 months - Children	22	271	8.1%	11.3%	11.6%	12.0%
% of FP17s for the same patient ID Re-attending within 3 months - Adults	117	1,248	9.4%	15.1%	15.9%	16.0%
% of FP17s for the same patient ID Re-attending between 3 & 9 months - Children	131	271	48.3%	57.4%	60.4%	58.0%
% of FP17s for the same patient ID Re-attending between 3 & 9 months - Adults	436	1,248	34.9%	48.4%	52.3%	50.9%
% of FP17s for Band 1 Urgent Courses	78	1,022	7.6%	9.6%	9.5%	9.1%
% of FP17s Relating to Free Repair or Replacements	6	1,022	0.6%	0.7%	0.7%	0.8%
% of FP17s Relating to Continuations	4	1,022	0.4%	0.8%	1.0%	1.1%
% of Patients satisfied with the dentistry they have received	5	6	N/A	92.9%	91.9%	91.7%
% of Patients satisfied with the time they had to wait for an appointment	5	6	N/A	90.0%	88.0%	88.0%

\* This is based on patients treated on this contract for their most recent course of treatment. Figures in italics indicate the base number of FP17s or Patient Questionnaire responses are less than 100. N/A is shown where the base number of responses is less than 10 during the period. % is calculated as Quantity/Base number\*100

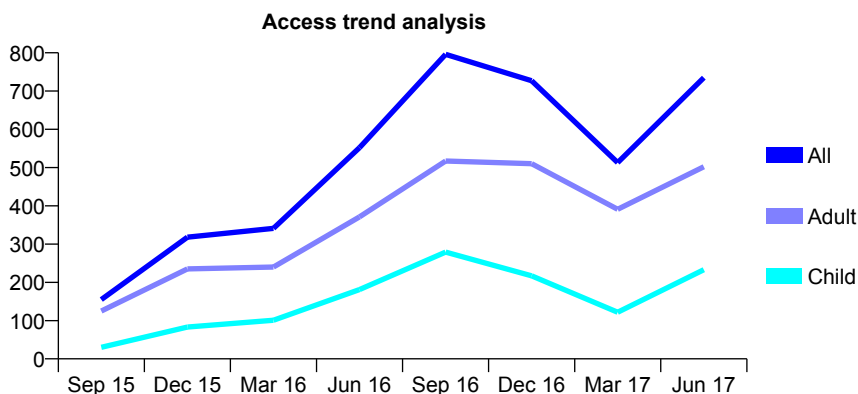
## Q69 - Vital Signs At a Glance Contract Report for 183539/0001 - June 2017

Name or company name	Jeremy Potter, Arti Sharma and Shiva Ema
Contract type name	GDS Contract
Purpose of contract	General
Contract start date	01/04/2015
Contract end date	

17/18 Contracted general activity (UDA)	2,249
Carry forward general activity (UDA)	0
17/18 Contracted orthodontic activity (UOA)	0
Carry forward orthodontic activity (UOA)	0
Baseline contract value	£61,311.82

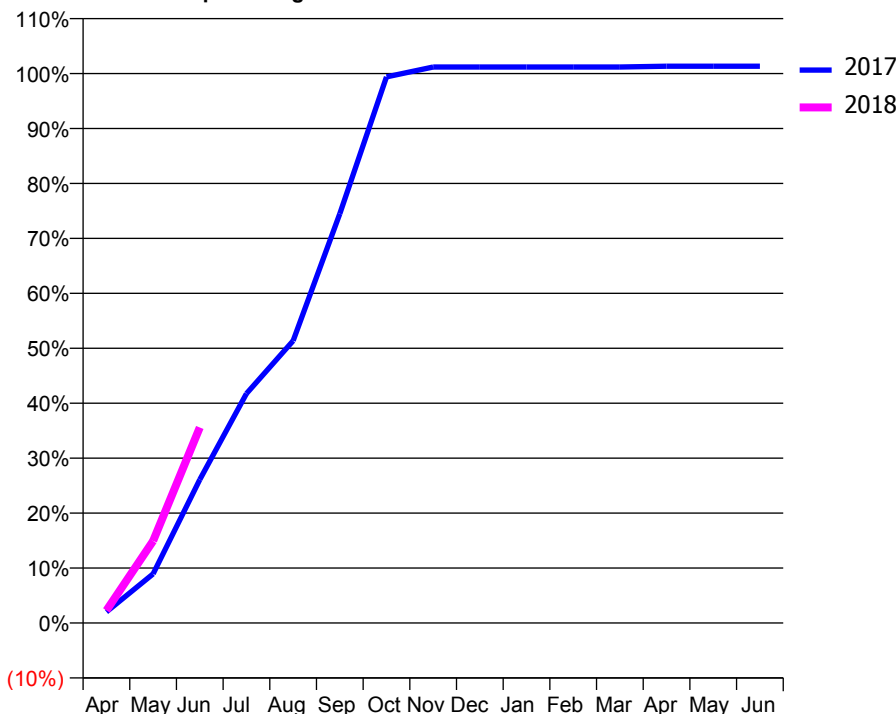
### ACCESS\*

Patients seen in 24 months	Total	Change since previous quarter
Quarter ending June 2016	552	
Quarter ending September 2016	796	↑
Quarter ending December 2016	727	↓
Quarter ending March 2017	513	↓
Quarter ending June 2017	735	↑
<b>Variance since June 2016</b>	<b>33.2%</b>	<b>↑</b>



### ACTIVITY

Cumulative percentage of contracted UDA delivered 2017 & 2018



Adjusted Scheduled Activity (UDA)

Month	2017	2018
April	46	52
May	201	336
June	587	800
July	939	
August	1,155	
September	1,675	
October	2,235	
November	2,276	
December	2,276	
January	2,276	
February	2,276	
March	2,276	
April	2,279	
May	2,279	
June	2,279	

### QUALITY

	Quantity	Base Number	Contract	AT	Region	England
% of FP17s for the same patient ID Re-attending within 3 months - Children	4	155	2.6%	11.3%	11.6%	12.0%
% of FP17s for the same patient ID Re-attending within 3 months - Adults	6	186	3.2%	15.1%	15.9%	16.0%
% of FP17s for the same patient ID Re-attending between 3 & 9 months - Children	10	155	6.5%	57.4%	60.4%	58.0%
% of FP17s for the same patient ID Re-attending between 3 & 9 months - Adults	12	186	6.5%	48.4%	52.3%	50.9%
% of FP17s for Band 1 Urgent Courses	66	340	19.4%	9.6%	9.5%	9.1%
% of FP17s Relating to Free Repair or Replacements	0	340	0.0%	0.7%	0.7%	0.8%
% of FP17s Relating to Continuations	0	340	0.0%	0.8%	1.0%	1.1%
% of Patients satisfied with the dentistry they have received	2	3	N/A	92.9%	91.9%	91.7%
% of Patients satisfied with the time they had to wait for an appointment	2	3	N/A	90.0%	88.0%	88.0%

\* This is based on patients treated on this contract for their most recent course of treatment. Figures in italics indicate the base number of FP17s or Patient Questionnaire responses are less than 100. N/A is shown where the base number of responses is less than 10 during the period. % is calculated as Quantity/Base number\*100



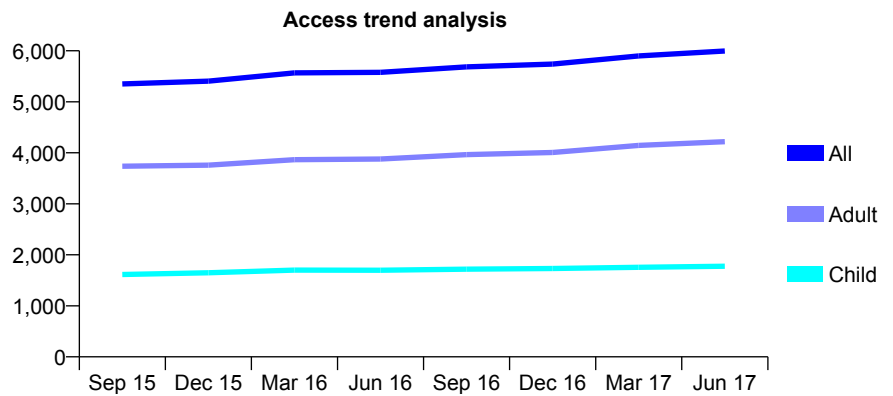
## Q69 - Vital Signs At a Glance Contract Report for 184179/0001 - June 2017

Name or company name	Rodericks Limited and the Dental House Li
Contract type name	GDS Contract
Purpose of contract	General
Contract start date	01/12/2007
Contract end date	

17/18 Contracted general activity (UDA)	13,784
Carry forward general activity (UDA)	0
17/18 Contracted orthodontic activity (UOA)	0
Carry forward orthodontic activity (UOA)	0
Baseline contract value	£314,771.17

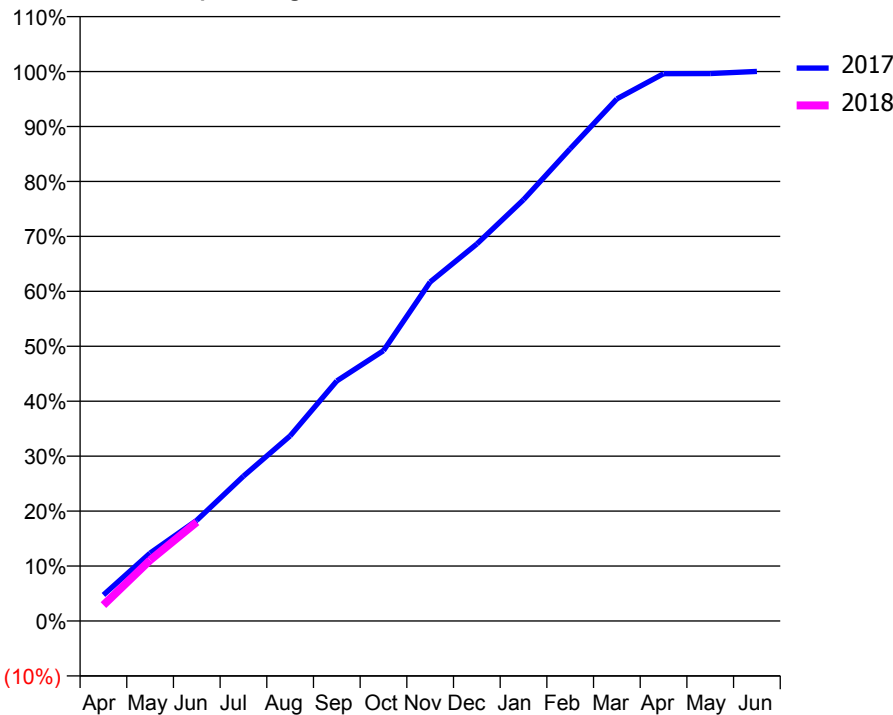
### ACCESS\*

Patients seen in 24 months	Total	Change since previous quarter
Quarter ending June 2016	5,577	
Quarter ending September 2016	5,684	→
Quarter ending December 2016	5,739	→
Quarter ending March 2017	5,899	↑
Quarter ending June 2017	5,995	→
<b>Variance since June 2016</b>	<b>7.5%</b>	<b>↑</b>



### ACTIVITY

Cumulative percentage of contracted UDA delivered 2017 & 2018



Month	Adjusted Scheduled Activity (UDA)	
	2017	2018
April	657	401
May	1,715	1,526
June	2,544	2,484
July	3,660	
August	4,678	
September	6,067	
October	6,832	
November	8,565	
December	9,528	
January	10,646	
February	11,931	
March	13,193	
April	13,829	
May	13,831	
June	13,886	

### QUALITY

	Quantity	Base Number	Contract	AT	Region	England
% of FP17s for the same patient ID Re-attending within 3 months - Children	31	570	5.4%	11.3%	11.6%	12.0%
% of FP17s for the same patient ID Re-attending within 3 months - Adults	111	1,166	9.5%	15.1%	15.9%	16.0%
% of FP17s for the same patient ID Re-attending between 3 & 9 months - Children	229	570	40.2%	57.4%	60.4%	58.0%
% of FP17s for the same patient ID Re-attending between 3 & 9 months - Adults	420	1,166	36.0%	48.4%	52.3%	50.9%
% of FP17s for Band 1 Urgent Courses	79	1,398	5.7%	9.6%	9.5%	9.1%
% of FP17s Relating to Free Repair or Replacements	6	1,398	0.4%	0.7%	0.7%	0.8%
% of FP17s Relating to Continuations	9	1,398	0.6%	0.8%	1.0%	1.1%
% of Patients satisfied with the dentistry they have received	12	12	100.0%	92.9%	91.9%	91.7%
% of Patients satisfied with the time they had to wait for an appointment	10	12	83.3%	90.0%	88.0%	88.0%

\* This is based on patients treated on this contract for their most recent course of treatment. Figures in italics indicate the base number of FP17s or Patient Questionnaire responses are less than 100. N/A is shown where the base number of responses is less than 10 during the period. % is calculated as Quantity/Base number\*100

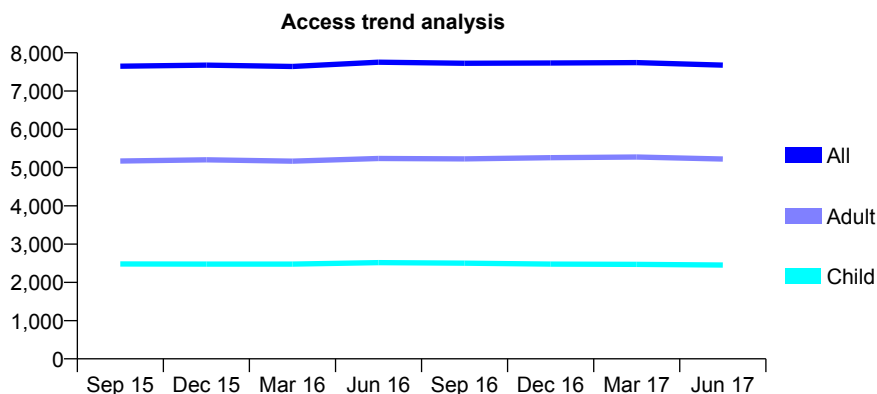
## Q69 - Vital Signs At a Glance Contract Report for 184179/0002 - June 2017

Name or company name	Rodericks Limited and the Dental House Li
Contract type name	GDS Contract
Purpose of contract	General
Contract start date	01/04/2008
Contract end date	

17/18 Contracted general activity (UDA)	15,918
Carry forward general activity (UDA)	0
17/18 Contracted orthodontic activity (UOA)	0
Carry forward orthodontic activity (UOA)	0
Baseline contract value	£459,903.78

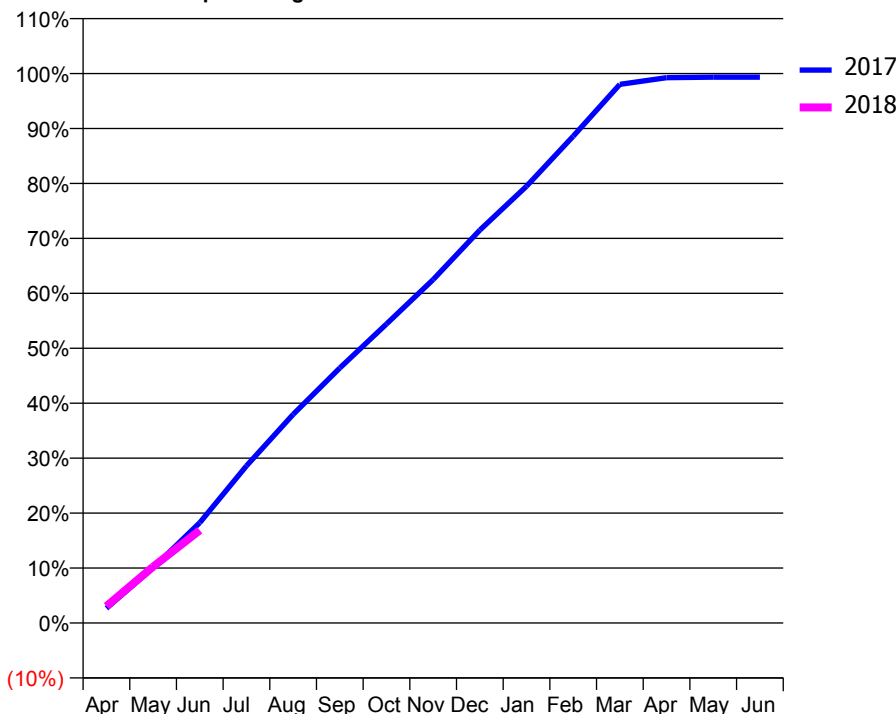
### ACCESS\*

Patients seen in 24 months	Total	Change since previous quarter
Quarter ending June 2016	7,753	
Quarter ending September 2016	7,728	→
Quarter ending December 2016	7,734	→
Quarter ending March 2017	7,745	→
Quarter ending June 2017	7,676	→
<b>Variance since June 2016</b>	<b>(1.0%)</b>	→



### ACTIVITY

Cumulative percentage of contracted UDA delivered 2017 & 2018



Month	Adjusted Scheduled Activity (UDA)	
	2017	2018
April	426	487
May	1,602	1,633
June	2,906	2,688
July	4,552	
August	6,045	
September	7,386	
October	8,663	
November	9,951	
December	11,382	
January	12,654	
February	14,103	
March	15,604	
April	15,798	
May	15,813	
June	15,814	

### QUALITY

	Quantity	Base Number	Contract	AT	Region	England
% of FP17s for the same patient ID Re-attending within 3 months - Children	48	642	7.5%	11.3%	11.6%	12.0%
% of FP17s for the same patient ID Re-attending within 3 months - Adults	124	1,076	11.5%	15.1%	15.9%	16.0%
% of FP17s for the same patient ID Re-attending between 3 & 9 months - Children	316	642	49.2%	57.4%	60.4%	58.0%
% of FP17s for the same patient ID Re-attending between 3 & 9 months - Adults	493	1,076	45.8%	48.4%	52.3%	50.9%
% of FP17s for Band 1 Urgent Courses	137	1,605	8.5%	9.6%	9.5%	9.1%
% of FP17s Relating to Free Repair or Replacements	8	1,605	0.5%	0.7%	0.7%	0.8%
% of FP17s Relating to Continuations	3	1,605	0.2%	0.8%	1.0%	1.1%
% of Patients satisfied with the dentistry they have received	8	10	80.0%	92.9%	91.9%	91.7%
% of Patients satisfied with the time they had to wait for an appointment	9	10	90.0%	90.0%	88.0%	88.0%

\* This is based on patients treated on this contract for their most recent course of treatment. Figures in italics indicate the base number of FP17s or Patient Questionnaire responses are less than 100. N/A is shown where the base number of responses is less than 10 during the period. % is calculated as Quantity/Base number\*100

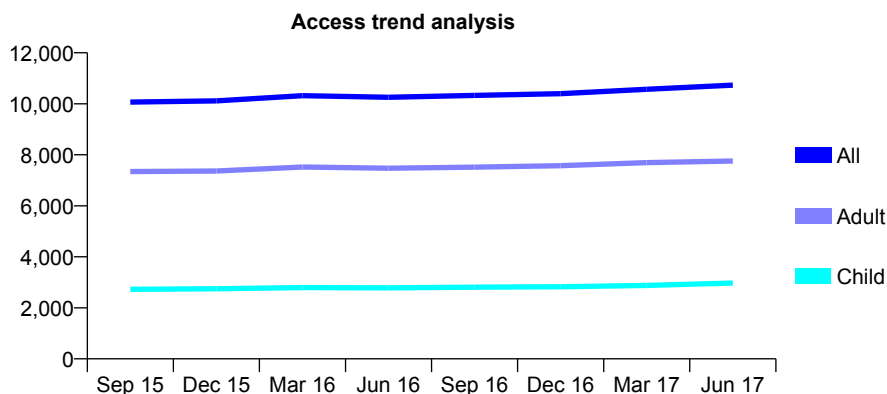
## Q69 - Vital Signs At a Glance Contract Report for 184179/0003 - June 2017

Name or company name	Rodericks Limited and the Dental House Li
Contract type name	GDS Contract
Purpose of contract	General
Contract start date	16/11/2009
Contract end date	

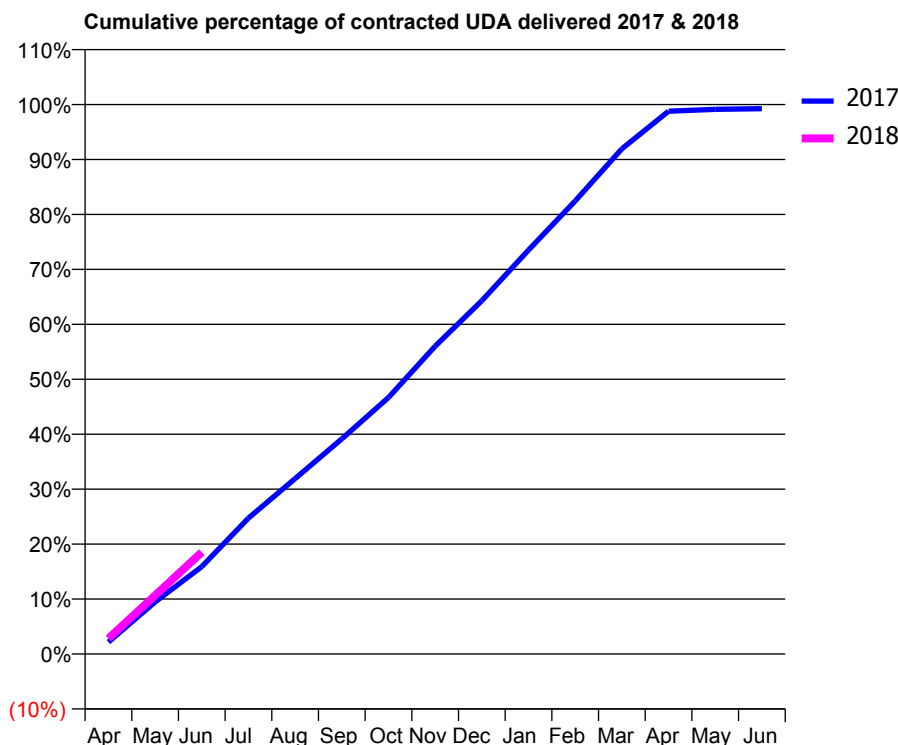
17/18 Contracted general activity (UDA)	25,000
Carry forward general activity (UDA)	0
17/18 Contracted orthodontic activity (UOA)	0
Carry forward orthodontic activity (UOA)	0
Baseline contract value	£616,681.99

### ACCESS\*

Patients seen in 24 months	Total	Change since previous quarter
Quarter ending June 2016	10,258	
Quarter ending September 2016	10,330	→
Quarter ending December 2016	10,397	→
Quarter ending March 2017	10,569	→
Quarter ending June 2017	10,734	→
<b>Variance since June 2016</b>	<b>4.6%</b>	<b>↑</b>



### ACTIVITY



Month	Adjusted Scheduled Activity (UDA)	
	2017	2018
April	542	705
May	2,368	2,669
June	3,977	4,629
July	6,185	
August	7,982	
September	9,790	
October	11,672	
November	14,003	
December	16,075	
January	18,377	
February	20,611	
March	22,982	
April	24,695	
May	24,778	
June	24,809	

### QUALITY

	Quantity	Base Number	Contract	AT	Region	England
% of FP17s for the same patient ID Re-attending within 3 months - Children	58	986	5.9%	11.3%	11.6%	12.0%
% of FP17s for the same patient ID Re-attending within 3 months - Adults	333	2,439	13.7%	15.1%	15.9%	16.0%
% of FP17s for the same patient ID Re-attending between 3 & 9 months - Children	571	986	57.9%	57.4%	60.4%	58.0%
% of FP17s for the same patient ID Re-attending between 3 & 9 months - Adults	1,228	2,439	50.3%	48.4%	52.3%	50.9%
% of FP17s for Band 1 Urgent Courses	141	2,343	6.0%	9.6%	9.5%	9.1%
% of FP17s Relating to Free Repair or Replacements	29	2,343	1.2%	0.7%	0.7%	0.8%
% of FP17s Relating to Continuations	11	2,343	0.5%	0.8%	1.0%	1.1%
% of Patients satisfied with the dentistry they have received	13	14	92.9%	92.9%	91.9%	91.7%
% of Patients satisfied with the time they had to wait for an appointment	11	14	78.6%	90.0%	88.0%	88.0%

\* This is based on patients treated on this contract for their most recent course of treatment. Figures in italics indicate the base number of FP17s or Patient Questionnaire responses are less than 100. N/A is shown where the base number of responses is less than 10 during the period. % is calculated as Quantity/Base number\*100

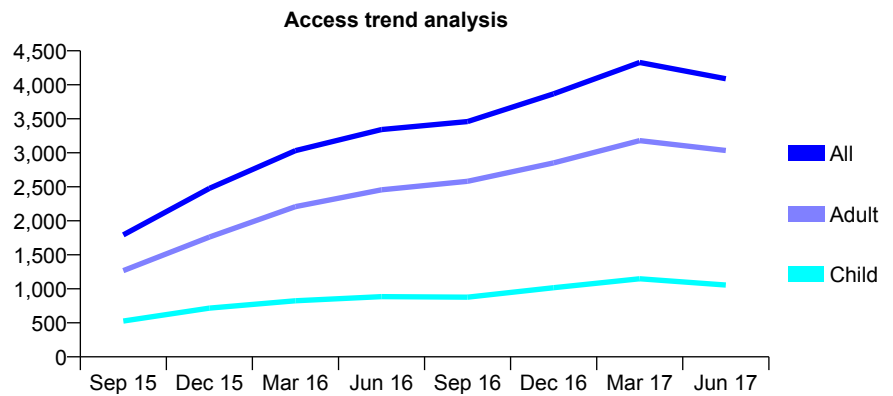
## Q69 - Vital Signs At a Glance Contract Report for 184373/0001 - June 2017

Name or company name	Valentine MacGreevy, Arti Sharma and Shi
Contract type name	GDS Contract
Purpose of contract	General
Contract start date	01/04/2015
Contract end date	

17/18 Contracted general activity (UDA)	11,814
Carry forward general activity (UDA)	0
17/18 Contracted orthodontic activity (UOA)	0
Carry forward orthodontic activity (UOA)	0
Baseline contract value	£312,875.70

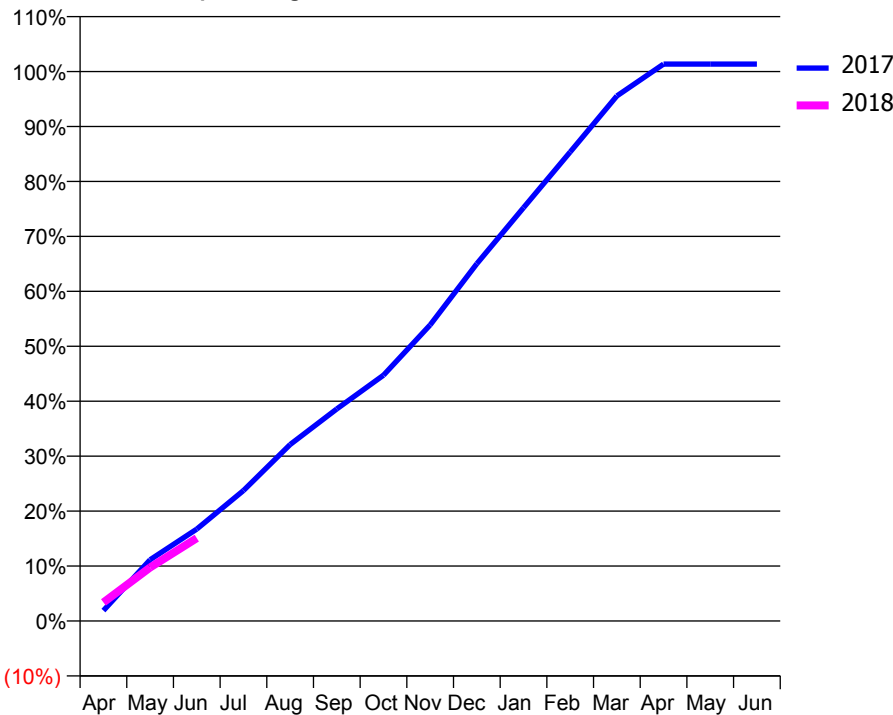
### ACCESS\*

Patients seen in 24 months	Total	Change since previous quarter
Quarter ending June 2016	3,342	
Quarter ending September 2016	3,459	↑
Quarter ending December 2016	3,868	↑
Quarter ending March 2017	4,328	↑
Quarter ending June 2017	4,089	↓
<b>Variance since June 2016</b>	<b>22.4%</b>	<b>↑</b>



### ACTIVITY

Cumulative percentage of contracted UDA delivered 2017 & 2018



Month	Adjusted Scheduled Activity (UDA)	
	2017	2018
April	226	400
May	1,316	1,151
June	1,978	1,782
July	2,805	
August	3,794	
September	4,561	
October	5,286	
November	6,365	
December	7,683	
January	8,886	
February	10,084	
March	11,290	
April	11,974	
May	11,974	
June	11,974	

### QUALITY

	Quantity	Base Number	Contract	AT	Region	England
% of FP17s for the same patient ID Re-attending within 3 months - Children	19	354	5.4%	11.3%	11.6%	12.0%
% of FP17s for the same patient ID Re-attending within 3 months - Adults	111	916	12.1%	15.1%	15.9%	16.0%
% of FP17s for the same patient ID Re-attending between 3 & 9 months - Children	212	354	59.9%	57.4%	60.4%	58.0%
% of FP17s for the same patient ID Re-attending between 3 & 9 months - Adults	516	916	56.3%	48.4%	52.3%	50.9%
% of FP17s for Band 1 Urgent Courses	90	958	9.4%	9.6%	9.5%	9.1%
% of FP17s Relating to Free Repair or Replacements	2	958	0.2%	0.7%	0.7%	0.8%
% of FP17s Relating to Continuations	6	958	0.6%	0.8%	1.0%	1.1%
% of Patients satisfied with the dentistry they have received	6	6	N/A	92.9%	91.9%	91.7%
% of Patients satisfied with the time they had to wait for an appointment	6	6	N/A	90.0%	88.0%	88.0%

\* This is based on patients treated on this contract for their most recent course of treatment. Figures in italics indicate the base number of FP17s or Patient Questionnaire responses are less than 100. N/A is shown where the base number of responses is less than 10 during the period. % is calculated as Quantity/Base number\*100

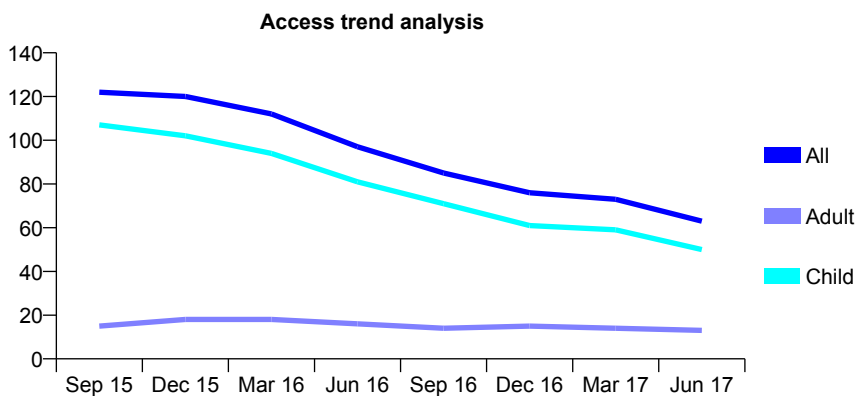
## Q69 - Vital Signs At a Glance Contract Report for 186171/0001 - June 2017

Name or company name	MR AK MURGAI
Contract type name	GDS Contract
Purpose of contract	General
Contract start date	28/02/2014
Contract end date	

17/18 Contracted general activity (UDA)	200
Carry forward general activity (UDA)	0
17/18 Contracted orthodontic activity (UOA)	0
Carry forward orthodontic activity (UOA)	0
Baseline contract value	£4,660.90

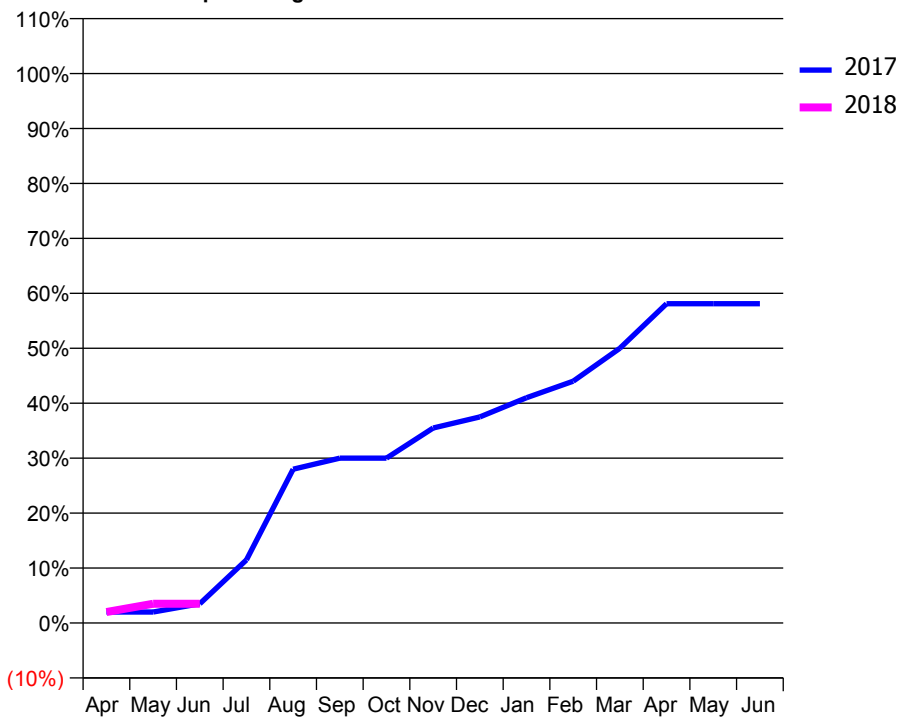
### ACCESS\*

Patients seen in 24 months	Total	Change since previous quarter
Quarter ending June 2016	97	
Quarter ending September 2016	85	↓
Quarter ending December 2016	76	↓
Quarter ending March 2017	73	↓
Quarter ending June 2017	63	↓
<b>Variance since June 2016</b>	<b>(35.1%)</b>	<b>↓</b>



### ACTIVITY

**Cumulative percentage of contracted UDA delivered 2017 & 2018**



**Adjusted Scheduled Activity (UDA)**

Month	2017	2018
April	4	4
May	4	7
June	7	7
July	23	
August	56	
September	60	
October	60	
November	71	
December	75	
January	82	
February	88	
March	100	
April	116	
May	116	
June	116	

### QUALITY

	Quantity	Base Number	Contract	AT	Region	England
% of FP17s for the same patient ID Re-attending within 3 months - Children	0	9	0.0%	11.3%	11.6%	12.0%
% of FP17s for the same patient ID Re-attending within 3 months - Adults	0	1	0.0%	15.1%	15.9%	16.0%
% of FP17s for the same patient ID Re-attending between 3 & 9 months - Children	3	9	33.3%	57.4%	60.4%	58.0%
% of FP17s for the same patient ID Re-attending between 3 & 9 months - Adults	1	1	100.0%	48.4%	52.3%	50.9%
% of FP17s for Band 1 Urgent Courses	0	5	0.0%	9.6%	9.5%	9.1%
% of FP17s Relating to Free Repair or Replacements	0	5	0.0%	0.7%	0.7%	0.8%
% of FP17s Relating to Continuations	0	5	0.0%	0.8%	1.0%	1.1%
% of Patients satisfied with the dentistry they have received	0	0	N/A	92.9%	91.9%	91.7%
% of Patients satisfied with the time they had to wait for an appointment	0	0	N/A	90.0%	88.0%	88.0%

\* This is based on patients treated on this contract for their most recent course of treatment. Figures in italics indicate the base number of FP17s or Patient Questionnaire responses are less than 100. N/A is shown where the base number of responses is less than 10 during the period. % is calculated as Quantity/Base number\*100

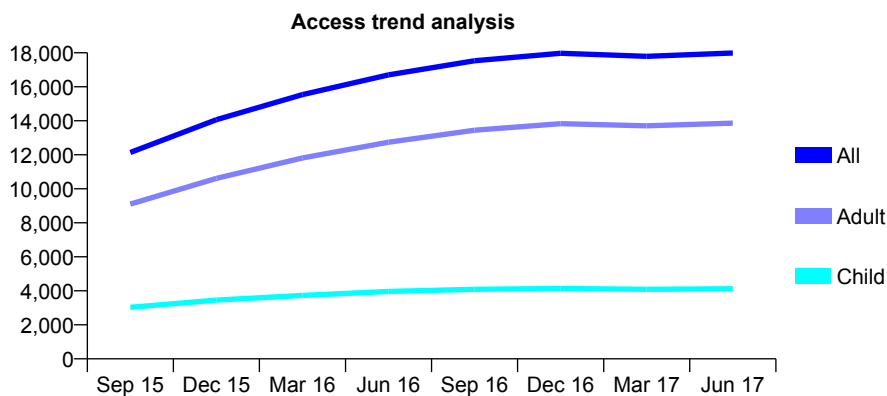
## Q69 - Vital Signs At a Glance Contract Report for 186201/0001 - June 2017

Name or company name	Perfect Smile Bracknell Limited
Contract type name	GDS Contract
Purpose of contract	General
Contract start date	01/11/2014
Contract end date	

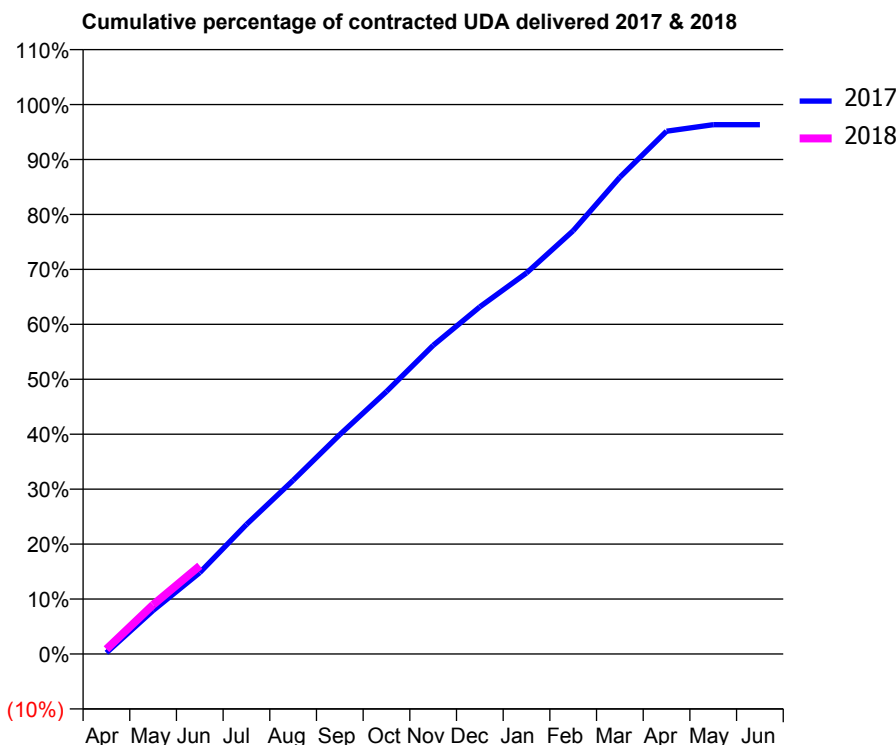
17/18 Contracted general activity (UDA)	48,508
Carry forward general activity (UDA)	0
17/18 Contracted orthodontic activity (UOA)	0
Carry forward orthodontic activity (UOA)	0
Baseline contract value	£1,205,292.52

### ACCESS\*

Patients seen in 24 months	Total	Change since previous quarter
Quarter ending June 2016	16,702	
Quarter ending September 2016	17,534	↑
Quarter ending December 2016	17,975	↑
Quarter ending March 2017	17,793	↓
Quarter ending June 2017	17,986	→
<b>Variance since June 2016</b>	<b>7.7%</b>	<b>↑</b>



### ACTIVITY



Month	Adjusted Scheduled Activity (UDA)	
	2017	2018
April	116	426
May	4,003	4,355
June	7,478	7,789
July	11,895	
August	15,950	
September	20,144	
October	24,104	
November	28,339	
December	31,876	
January	34,977	
February	38,862	
March	43,770	
April	47,989	
May	48,593	
June	48,592	

### QUALITY

	Quantity	Base Number	Contract	AT	Region	England
% of FP17s for the same patient ID Re-attending within 3 months - Children	127	1,402	9.1%	11.3%	11.6%	12.0%
% of FP17s for the same patient ID Re-attending within 3 months - Adults	1,075	4,752	22.6%	15.1%	15.9%	16.0%
% of FP17s for the same patient ID Re-attending between 3 & 9 months - Children	590	1,402	42.1%	57.4%	60.4%	58.0%
% of FP17s for the same patient ID Re-attending between 3 & 9 months - Adults	1,527	4,752	32.1%	48.4%	52.3%	50.9%
% of FP17s for Band 1 Urgent Courses	553	4,074	13.6%	9.6%	9.5%	9.1%
% of FP17s Relating to Free Repair or Replacements	34	4,074	0.8%	0.7%	0.7%	0.8%
% of FP17s Relating to Continuations	152	4,074	3.7%	0.8%	1.0%	1.1%
% of Patients satisfied with the dentistry they have received	39	41	95.1%	92.9%	91.9%	91.7%
% of Patients satisfied with the time they had to wait for an appointment	37	41	90.2%	90.0%	88.0%	88.0%

\* This is based on patients treated on this contract for their most recent course of treatment. Figures in italics indicate the base number of FP17s or Patient Questionnaire responses are less than 100. N/A is shown where the base number of responses is less than 10 during the period. % is calculated as Quantity/Base number\*100

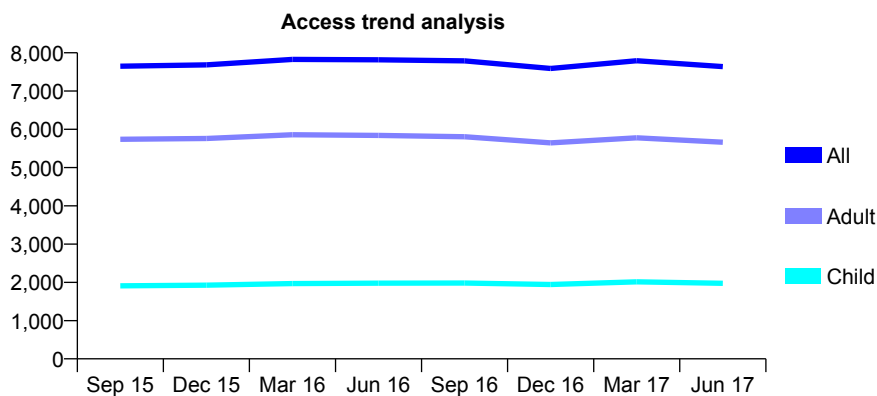
## Q69 - Vital Signs At a Glance Contract Report for 186929/0001 - June 2017

Name or company name	Smile Care Twyford Limited
Contract type name	GDS Contract
Purpose of contract	General
Contract start date	01/07/2013
Contract end date	

17/18 Contracted general activity (UDA)	15,956
Carry forward general activity (UDA)	0
17/18 Contracted orthodontic activity (UOA)	0
Carry forward orthodontic activity (UOA)	0
Baseline contract value	£374,646.89

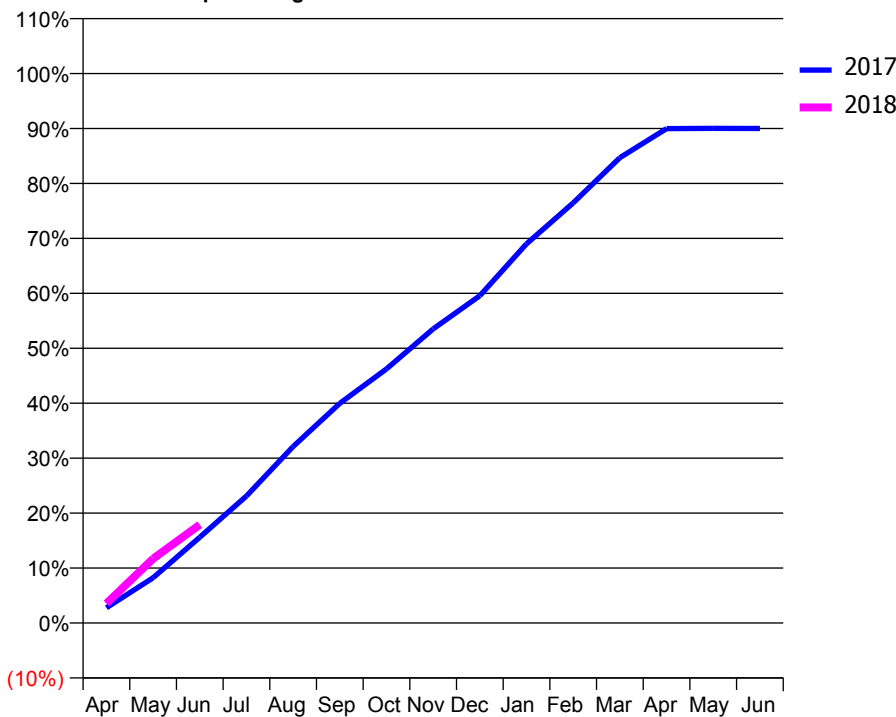
### ACCESS\*

Patients seen in 24 months	Total	Change since previous quarter
Quarter ending June 2016	7,817	
Quarter ending September 2016	7,789	→
Quarter ending December 2016	7,589	↓
Quarter ending March 2017	7,791	↑
Quarter ending June 2017	7,638	↓
<b>Variance since June 2016</b>	<b>(2.3%)</b>	<b>↓</b>



### ACTIVITY

Cumulative percentage of contracted UDA delivered 2017 & 2018



Adjusted Scheduled Activity (UDA)

Month	2017	2018
April	478	568
May	1,418	1,867
June	2,689	2,857
July	3,981	
August	5,535	
September	6,891	
October	7,969	
November	9,221	
December	10,265	
January	11,889	
February	13,176	
March	14,591	
April	15,504	
May	15,513	
June	15,507	

### QUALITY

	Quantity	Base Number	Contract	AT	Region	England
% of FP17s for the same patient ID Re-attending within 3 months - Children	40	589	6.8%	11.3%	11.6%	12.0%
% of FP17s for the same patient ID Re-attending within 3 months - Adults	173	1,467	11.8%	15.1%	15.9%	16.0%
% of FP17s for the same patient ID Re-attending between 3 & 9 months - Children	349	589	59.3%	57.4%	60.4%	58.0%
% of FP17s for the same patient ID Re-attending between 3 & 9 months - Adults	730	1,467	49.8%	48.4%	52.3%	50.9%
% of FP17s for Band 1 Urgent Courses	148	1,636	9.0%	9.6%	9.5%	9.1%
% of FP17s Relating to Free Repair or Replacements	10	1,636	0.6%	0.7%	0.7%	0.8%
% of FP17s Relating to Continuations	8	1,636	0.5%	0.8%	1.0%	1.1%
% of Patients satisfied with the dentistry they have received	7	7	N/A	92.9%	91.9%	91.7%
% of Patients satisfied with the time they had to wait for an appointment	7	7	N/A	90.0%	88.0%	88.0%

\* This is based on patients treated on this contract for their most recent course of treatment. Figures in italics indicate the base number of FP17s or Patient Questionnaire responses are less than 100. N/A is shown where the base number of responses is less than 10 during the period. % is calculated as Quantity/Base number\*100

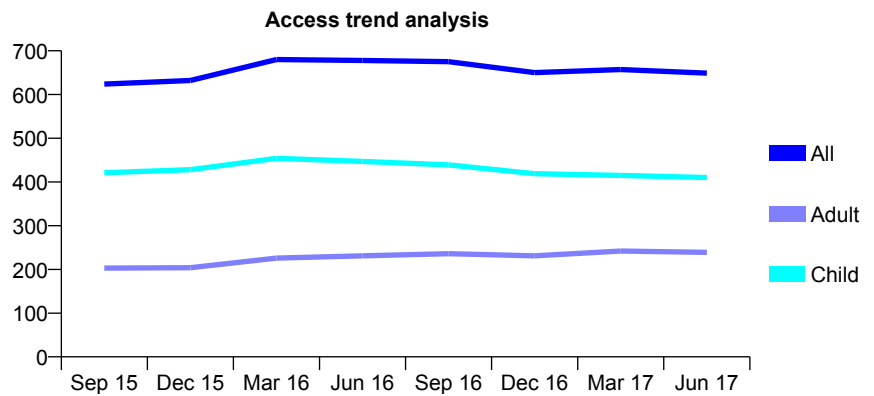
## Q69 - Vital Signs At a Glance Contract Report for 188921/0001 - June 2017

Name or company name	Portman Healthcare Limited
Contract type name	GDS Contract
Purpose of contract	General
Contract start date	01/07/2009
Contract end date	

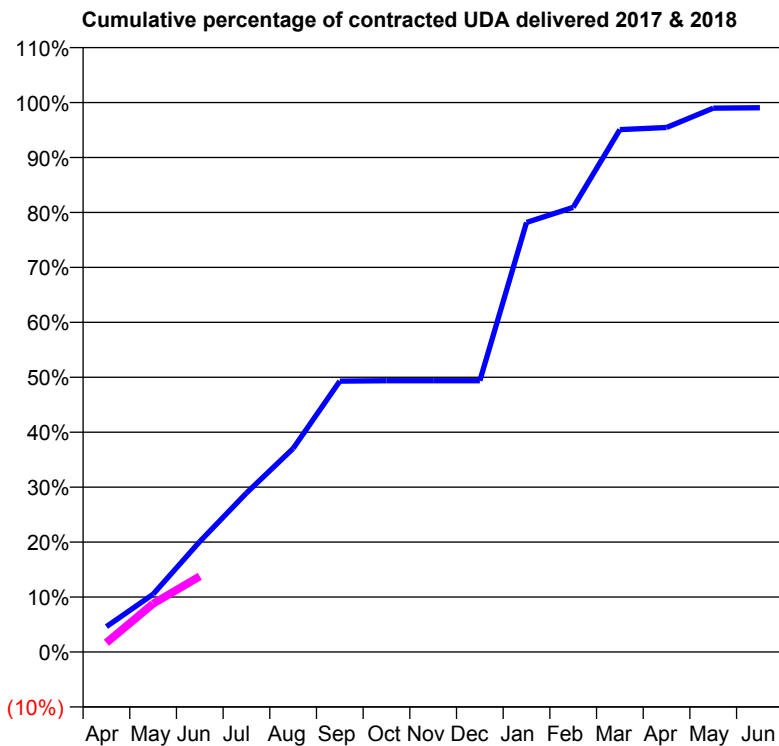
17/18 Contracted general activity (UDA)	1,308
Carry forward general activity (UDA)	0
17/18 Contracted orthodontic activity (UOA)	0
Carry forward orthodontic activity (UOA)	0
Baseline contract value	£30,920.51

### ACCESS\*

Patients seen in 24 months	Total	Change since previous quarter
Quarter ending June 2016	678	
Quarter ending September 2016	675	→
Quarter ending December 2016	650	↓
Quarter ending March 2017	657	→
Quarter ending June 2017	649	↓
<b>Variance since June 2016</b>	<b>(4.3%)</b>	<b>↓</b>



### ACTIVITY



Month	Adjusted Scheduled Activity (UDA)	
	2017	2018
April	60	22
May	138	115
June	263	180
July	378	
August	485	
September	645	
October	646	
November	646	
December	646	
January	1,022	
February	1,058	
March	1,244	
April	1,249	
May	1,295	
June	1,296	

### QUALITY

	Quantity	Base Number	Contract	AT	Region	England
% of FP17s for the same patient ID Re-attending within 3 months - Children	10	151	6.6%	11.3%	11.6%	12.0%
% of FP17s for the same patient ID Re-attending within 3 months - Adults	1	33	3.0%	15.1%	15.9%	16.0%
% of FP17s for the same patient ID Re-attending between 3 & 9 months - Children	85	151	56.3%	57.4%	60.4%	58.0%
% of FP17s for the same patient ID Re-attending between 3 & 9 months - Adults	16	33	48.5%	48.4%	52.3%	50.9%
% of FP17s for Band 1 Urgent Courses	1	142	0.7%	9.6%	9.5%	9.1%
% of FP17s Relating to Free Repair or Replacements	0	142	0.0%	0.7%	0.7%	0.8%
% of FP17s Relating to Continuations	1	142	0.7%	0.8%	1.0%	1.1%
% of Patients satisfied with the dentistry they have received	1	1	N/A	92.9%	91.9%	91.7%
% of Patients satisfied with the time they had to wait for an appointment	1	1	N/A	90.0%	88.0%	88.0%

\* This is based on patients treated on this contract for their most recent course of treatment. Figures in italics indicate the base number of FP17s or Patient Questionnaire responses are less than 100. N/A is shown where the base number of responses is less than 10 during the period. % is calculated as Quantity/Base number\*100



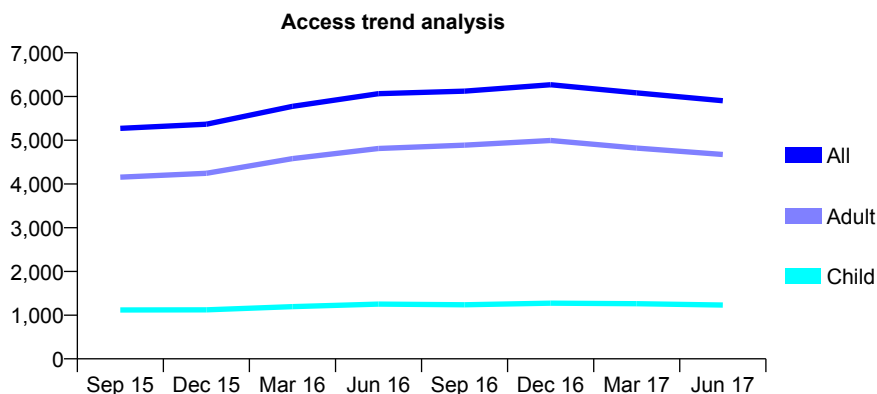
## Q69 - Vital Signs At a Glance Contract Report for 189855/0001 - June 2017

Name or company name	Halford House Dental Partnership
Contract type name	GDS Contract
Purpose of contract	General
Contract start date	14/10/2014
Contract end date	

17/18 Contracted general activity (UDA)	19,855
Carry forward general activity (UDA)	0
17/18 Contracted orthodontic activity (UOA)	0
Carry forward orthodontic activity (UOA)	0
Baseline contract value	£431,102.66

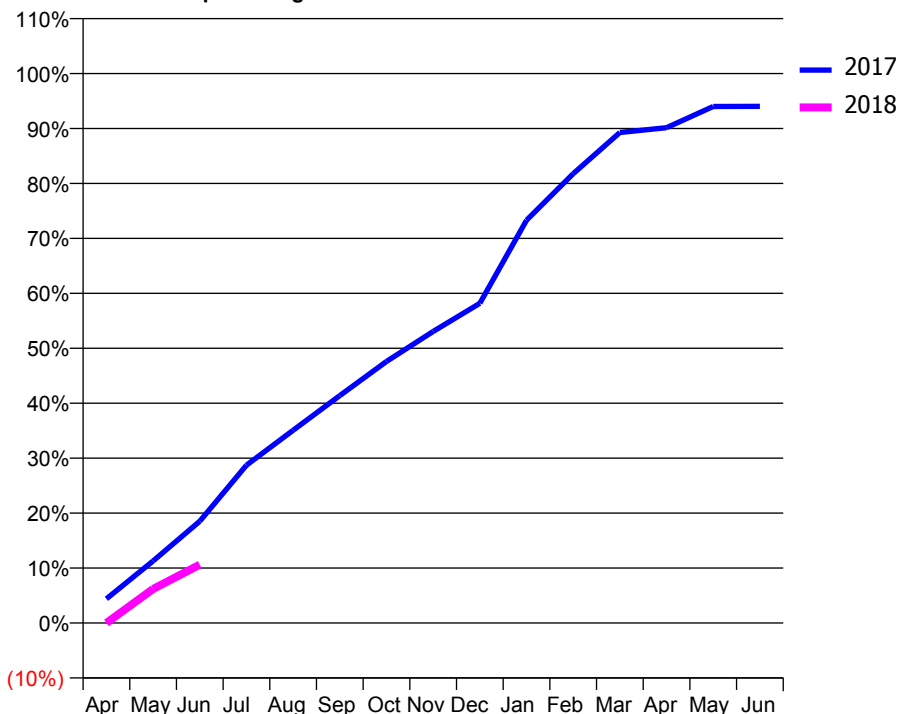
### ACCESS\*

Patients seen in 24 months	Total	Change since previous quarter
Quarter ending June 2016	6,064	
Quarter ending September 2016	6,123	→
Quarter ending December 2016	6,269	↑
Quarter ending March 2017	6,082	↓
Quarter ending June 2017	5,905	↓
<b>Variance since June 2016</b>	<b>(2.6%)</b>	<b>↓</b>



### ACTIVITY

Cumulative percentage of contracted UDA delivered 2017 & 2018



Adjusted Scheduled Activity (UDA)

Month	2017	2018
April	877	0
May	2,243	1,231
June	3,679	2,110
July	5,702	
August	6,965	
September	8,219	
October	9,450	
November	10,535	
December	11,550	
January	14,554	
February	16,235	
March	17,723	
April	17,898	
May	18,666	
June	18,670	

### QUALITY

	Quantity	Base Number	Contract	AT	Region	England
% of FP17s for the same patient ID Re-attending within 3 months - Children	26	394	6.6%	11.3%	11.6%	12.0%
% of FP17s for the same patient ID Re-attending within 3 months - Adults	177	1,508	11.7%	15.1%	15.9%	16.0%
% of FP17s for the same patient ID Re-attending between 3 & 9 months - Children	254	394	64.5%	57.4%	60.4%	58.0%
% of FP17s for the same patient ID Re-attending between 3 & 9 months - Adults	1,002	1,508	66.4%	48.4%	52.3%	50.9%
% of FP17s for Band 1 Urgent Courses	86	1,379	6.2%	9.6%	9.5%	9.1%
% of FP17s Relating to Free Repair or Replacements	5	1,379	0.4%	0.7%	0.7%	0.8%
% of FP17s Relating to Continuations	20	1,379	1.5%	0.8%	1.0%	1.1%
% of Patients satisfied with the dentistry they have received	23	23	100.0%	92.9%	91.9%	91.7%
% of Patients satisfied with the time they had to wait for an appointment	23	23	100.0%	90.0%	88.0%	88.0%

\* This is based on patients treated on this contract for their most recent course of treatment. Figures in italics indicate the base number of FP17s or Patient Questionnaire responses are less than 100. N/A is shown where the base number of responses is less than 10 during the period. % is calculated as Quantity/Base number\*100

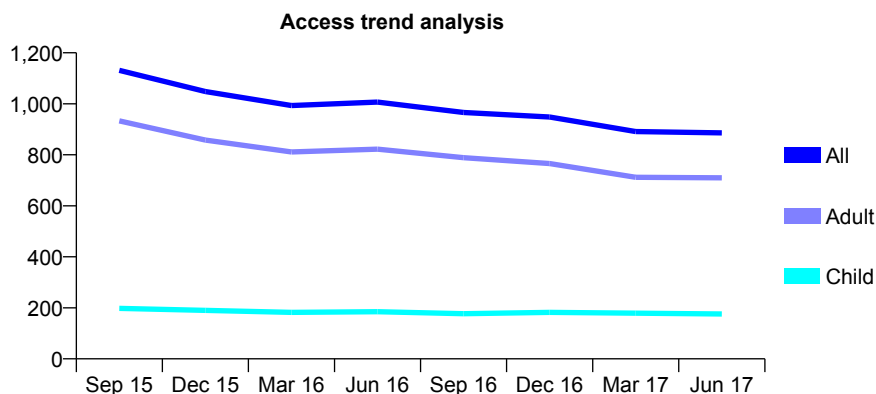
## Q69 - Vital Signs At a Glance Contract Report for 190764/0001 - June 2017

Name or company name	The Dental Practice
Contract type name	GDS Contract
Purpose of contract	General
Contract start date	01/08/2012
Contract end date	

17/18 Contracted general activity (UDA)	4,946
Carry forward general activity (UDA)	0
17/18 Contracted orthodontic activity (UOA)	0
Carry forward orthodontic activity (UOA)	0
Baseline contract value	£117,790.10

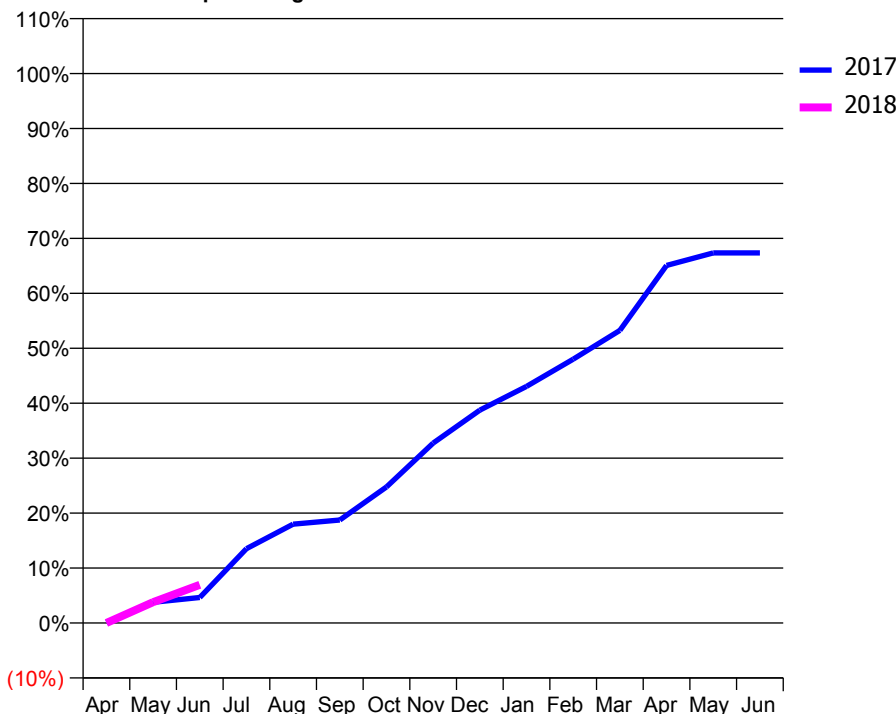
### ACCESS\*

Patients seen in 24 months	Total	Change since previous quarter
Quarter ending June 2016	1,007	
Quarter ending September 2016	966	↓
Quarter ending December 2016	948	↓
Quarter ending March 2017	891	↓
Quarter ending June 2017	886	→
<b>Variance since June 2016</b>	<b>(12.0%)</b>	<b>↓</b>



### ACTIVITY

Cumulative percentage of contracted UDA delivered 2017 & 2018



Adjusted Scheduled Activity (UDA)

Month	2017	2018
April	6	0
May	187	187
June	229	344
July	669	
August	890	
September	927	
October	1,224	
November	1,619	
December	1,916	
January	2,130	
February	2,374	
March	2,634	
April	3,218	
May	3,332	
June	3,332	

### QUALITY

	Quantity	Base Number	Contract	AT	Region	England
% of FP17s for the same patient ID Re-attending within 3 months - Children	4	71	5.6%	11.3%	11.6%	12.0%
% of FP17s for the same patient ID Re-attending within 3 months - Adults	55	257	21.4%	15.1%	15.9%	16.0%
% of FP17s for the same patient ID Re-attending between 3 & 9 months - Children	31	71	43.7%	57.4%	60.4%	58.0%
% of FP17s for the same patient ID Re-attending between 3 & 9 months - Adults	101	257	39.3%	48.4%	52.3%	50.9%
% of FP17s for Band 1 Urgent Courses	21	148	14.2%	9.6%	9.5%	9.1%
% of FP17s Relating to Free Repair or Replacements	1	148	0.7%	0.7%	0.7%	0.8%
% of FP17s Relating to Continuations	1	148	0.7%	0.8%	1.0%	1.1%
% of Patients satisfied with the dentistry they have received	2	2	N/A	92.9%	91.9%	91.7%
% of Patients satisfied with the time they had to wait for an appointment	2	2	N/A	90.0%	88.0%	88.0%

\* This is based on patients treated on this contract for their most recent course of treatment. Figures in italics indicate the base number of FP17s or Patient Questionnaire responses are less than 100. N/A is shown where the base number of responses is less than 10 during the period. % is calculated as Quantity/Base number\*100

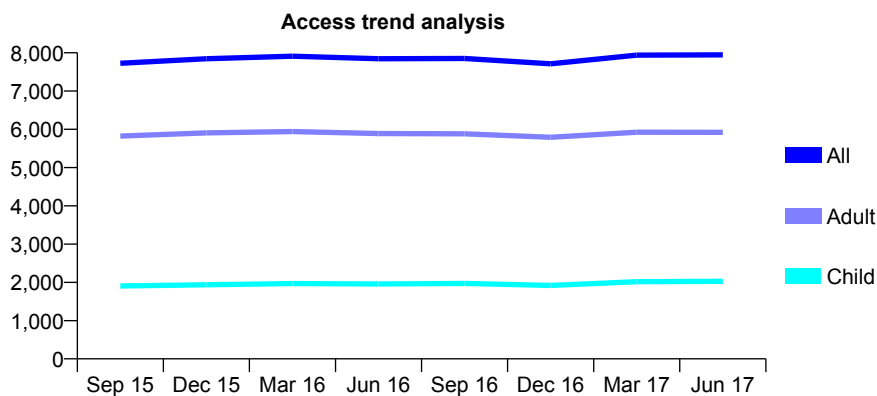
## Q69 - Vital Signs At a Glance Contract Report for 193550/0001 - June 2017

Name or company name	Banbury Dental Surgery
Contract type name	GDS Contract
Purpose of contract	General
Contract start date	01/08/2009
Contract end date	

17/18 Contracted general activity (UDA)	22,000
Carry forward general activity (UDA)	0
17/18 Contracted orthodontic activity (UOA)	0
Carry forward orthodontic activity (UOA)	0
Baseline contract value	£488,974.49

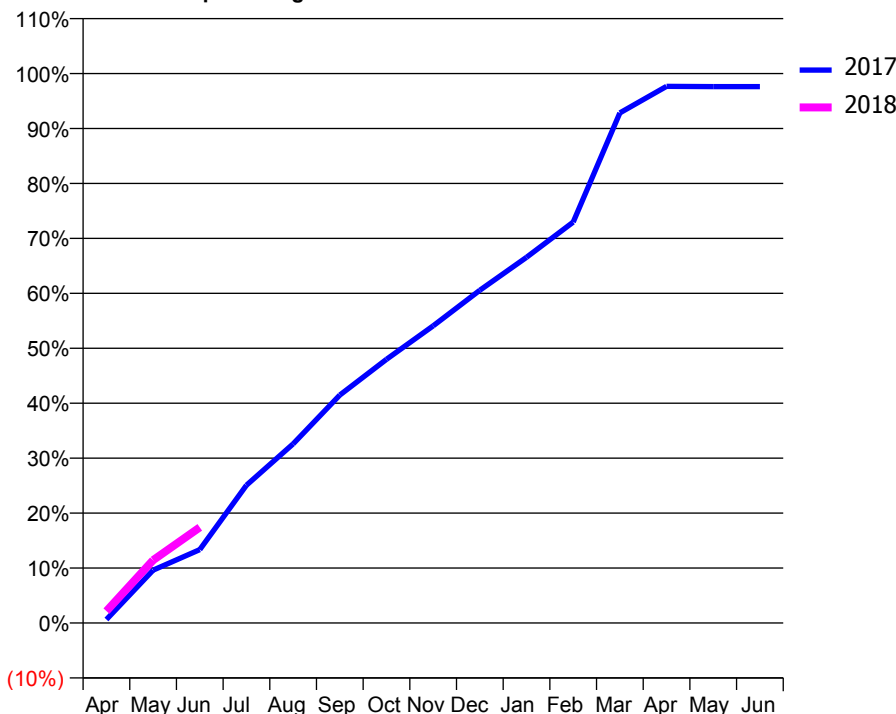
### ACCESS\*

Patients seen in 24 months	Total	Change since previous quarter
Quarter ending June 2016	7,846	
Quarter ending September 2016	7,852	→
Quarter ending December 2016	7,712	↓
Quarter ending March 2017	7,940	↑
Quarter ending June 2017	7,946	→
<b>Variance since June 2016</b>	<b>1.3%</b>	<b>→</b>



### ACTIVITY

Cumulative percentage of contracted UDA delivered 2017 & 2018



Adjusted Scheduled Activity (UDA)

Month	2017	2018
April	139	476
May	2,117	2,517
June	2,938	3,831
July	5,518	
August	7,172	
September	9,126	
October	10,558	
November	11,898	
December	13,320	
January	14,641	
February	16,051	
March	20,421	
April	21,486	
May	21,474	
June	21,474	

### QUALITY

	Quantity	Base Number	Contract	AT	Region	England
% of FP17s for the same patient ID Re-attending within 3 months - Children	58	779	7.4%	11.3%	11.6%	12.0%
% of FP17s for the same patient ID Re-attending within 3 months - Adults	262	1,926	13.6%	15.1%	15.9%	16.0%
% of FP17s for the same patient ID Re-attending between 3 & 9 months - Children	475	779	61.0%	57.4%	60.4%	58.0%
% of FP17s for the same patient ID Re-attending between 3 & 9 months - Adults	1,039	1,926	53.9%	48.4%	52.3%	50.9%
% of FP17s for Band 1 Urgent Courses	150	2,193	6.8%	9.6%	9.5%	9.1%
% of FP17s Relating to Free Repair or Replacements	25	2,193	1.1%	0.7%	0.7%	0.8%
% of FP17s Relating to Continuations	11	2,193	0.5%	0.8%	1.0%	1.1%
% of Patients satisfied with the dentistry they have received	15	17	88.2%	92.9%	91.9%	91.7%
% of Patients satisfied with the time they had to wait for an appointment	15	17	88.2%	90.0%	88.0%	88.0%

\* This is based on patients treated on this contract for their most recent course of treatment. Figures in italics indicate the base number of FP17s or Patient Questionnaire responses are less than 100. N/A is shown where the base number of responses is less than 10 during the period. % is calculated as Quantity/Base number\*100

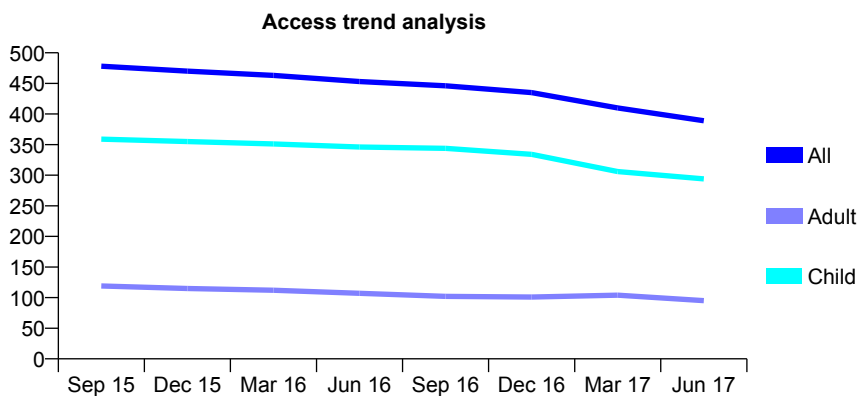
## Q69 - Vital Signs At a Glance Contract Report for 195057/0001 - June 2017

Name or company name	AM Dentalcare
Contract type name	GDS Contract
Purpose of contract	General
Contract start date	01/09/2011
Contract end date	

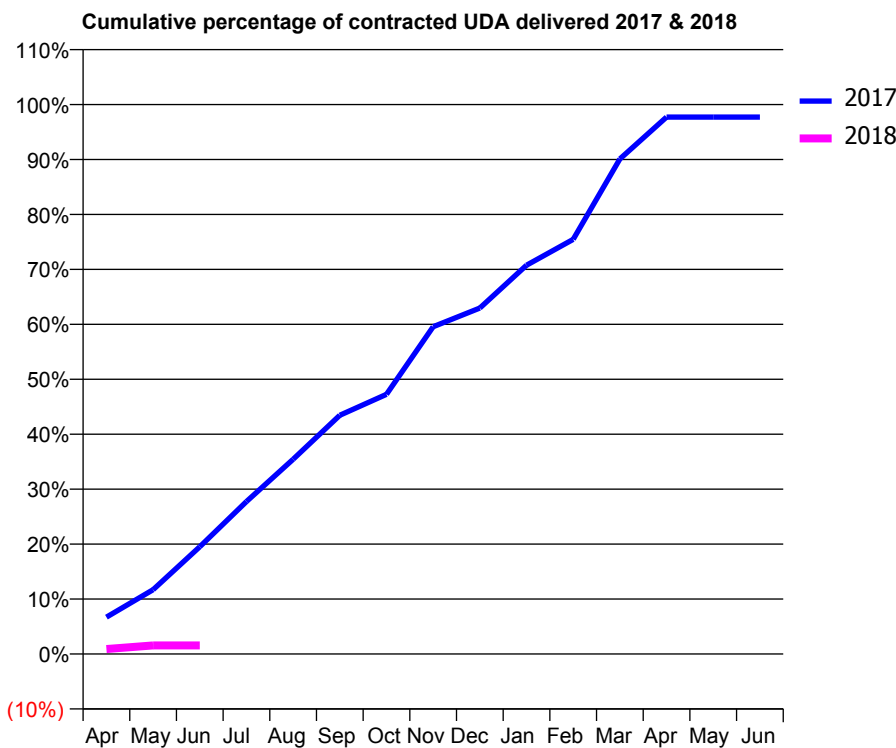
17/18 Contracted general activity (UDA)	2,427
Carry forward general activity (UDA)	0
17/18 Contracted orthodontic activity (UOA)	0
Carry forward orthodontic activity (UOA)	0
Baseline contract value	£57,356.90

### ACCESS\*

Patients seen in 24 months	Total	Change since previous quarter
Quarter ending June 2016	453	
Quarter ending September 2016	446	↓
Quarter ending December 2016	435	↓
Quarter ending March 2017	410	↓
Quarter ending June 2017	389	↓
<b>Variance since June 2016</b>	<b>(14.1%)</b>	<b>↓</b>



### ACTIVITY



Month	Adjusted Scheduled Activity (UDA)	
	2017	2018
April	67	22
May	117	38
June	195	38
July	277	
August	354	
September	435	
October	473	
November	596	
December	630	
January	708	
February	755	
March	901	
April	977	
May	977	
June	977	

### QUALITY

	Quantity	Base Number	Contract	AT	Region	England
% of FP17s for the same patient ID Re-attending within 3 months - Children	3	51	5.9%	11.3%	11.6%	12.0%
% of FP17s for the same patient ID Re-attending within 3 months - Adults	0	7	0.0%	15.1%	15.9%	16.0%
% of FP17s for the same patient ID Re-attending between 3 & 9 months - Children	22	51	43.1%	57.4%	60.4%	58.0%
% of FP17s for the same patient ID Re-attending between 3 & 9 months - Adults	4	7	57.1%	48.4%	52.3%	50.9%
% of FP17s for Band 1 Urgent Courses	1	22	4.5%	9.6%	9.5%	9.1%
% of FP17s Relating to Free Repair or Replacements	0	22	0.0%	0.7%	0.7%	0.8%
% of FP17s Relating to Continuations	1	22	4.5%	0.8%	1.0%	1.1%
% of Patients satisfied with the dentistry they have received	0	0	N/A	92.9%	91.9%	91.7%
% of Patients satisfied with the time they had to wait for an appointment	0	0	N/A	90.0%	88.0%	88.0%

\* This is based on patients treated on this contract for their most recent course of treatment. Figures in italics indicate the base number of FP17s or Patient Questionnaire responses are less than 100. N/A is shown where the base number of responses is less than 10 during the period. % is calculated as Quantity/Base number\*100

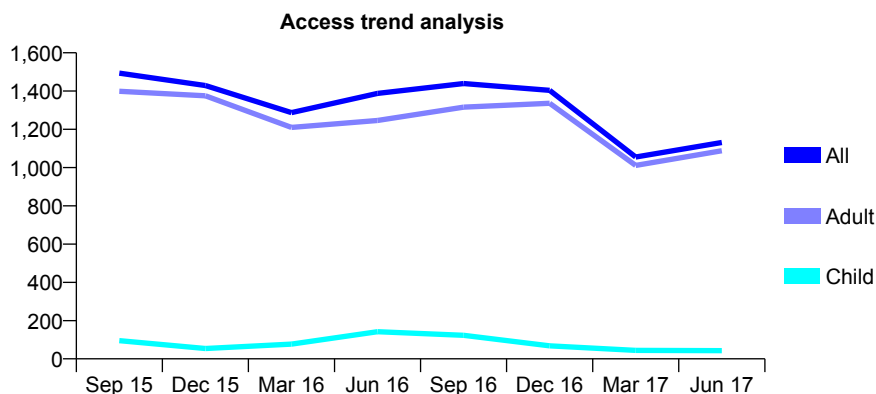
## Q69 - Vital Signs At a Glance Contract Report for 195472/0001 - June 2017

Name or company name	DA CLINICS LTD
Contract type name	GDS Contract
Purpose of contract	General
Contract start date	01/04/2008
Contract end date	

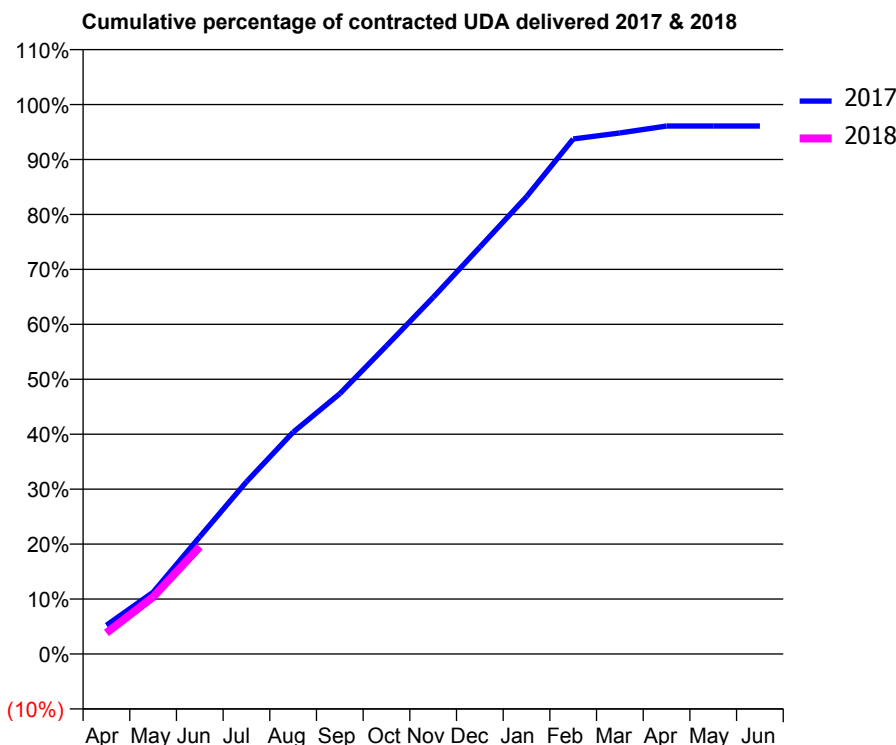
17/18 Contracted general activity (UDA)	5,053
Carry forward general activity (UDA)	0
17/18 Contracted orthodontic activity (UOA)	0
Carry forward orthodontic activity (UOA)	0
Baseline contract value	£102,651.29

### ACCESS\*

Patients seen in 24 months	Total	Change since previous quarter
Quarter ending June 2016	1,388	
Quarter ending September 2016	1,439	↑
Quarter ending December 2016	1,404	↓
Quarter ending March 2017	1,055	↓
Quarter ending June 2017	1,131	↑
<b>Variance since June 2016</b>	<b>(18.5%)</b>	<b>↓</b>



### ACTIVITY



Month	Adjusted Scheduled Activity (UDA)	
	2017	2018
April	264	194
May	568	524
June	1,078	986
July	1,584	
August	2,040	
September	2,394	
October	2,834	
November	3,279	
December	3,742	
January	4,205	
February	4,736	
March	4,792	
April	4,855	
May	4,855	
June	4,855	

### QUALITY

	Quantity	Base Number	Contract	AT	Region	England
% of FP17s for the same patient ID Re-attending within 3 months - Children	0	13	0.0%	11.3%	11.6%	12.0%
% of FP17s for the same patient ID Re-attending within 3 months - Adults	35	499	7.0%	15.1%	15.9%	16.0%
% of FP17s for the same patient ID Re-attending between 3 & 9 months - Children	1	13	7.7%	57.4%	60.4%	58.0%
% of FP17s for the same patient ID Re-attending between 3 & 9 months - Adults	323	499	64.7%	48.4%	52.3%	50.9%
% of FP17s for Band 1 Urgent Courses	30	489	6.1%	9.6%	9.5%	9.1%
% of FP17s Relating to Free Repair or Replacements	8	489	1.6%	0.7%	0.7%	0.8%
% of FP17s Relating to Continuations	11	489	2.2%	0.8%	1.0%	1.1%
% of Patients satisfied with the dentistry they have received	4	5	N/A	92.9%	91.9%	91.7%
% of Patients satisfied with the time they had to wait for an appointment	5	5	N/A	90.0%	88.0%	88.0%

\* This is based on patients treated on this contract for their most recent course of treatment. Figures in italics indicate the base number of FP17s or Patient Questionnaire responses are less than 100. N/A is shown where the base number of responses is less than 10 during the period. % is calculated as Quantity/Base number\*100

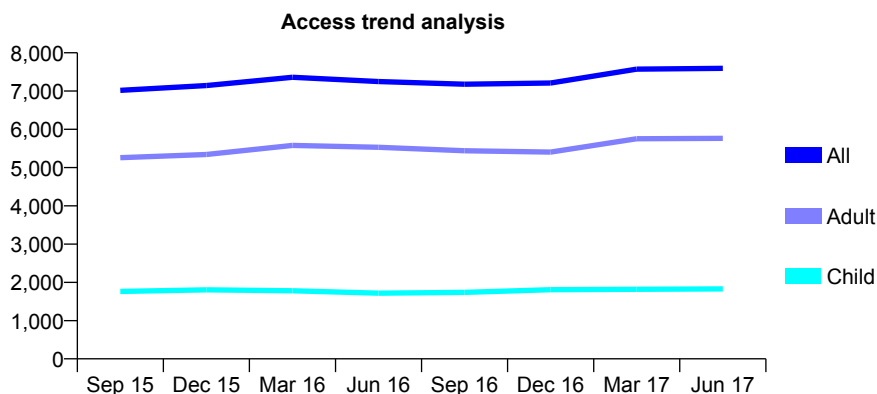
## Q69 - Vital Signs At a Glance Contract Report for 195472/0002 - June 2017

Name or company name	DA CLINICS LTD
Contract type name	GDS Contract
Purpose of contract	General
Contract start date	01/04/2008
Contract end date	

17/18 Contracted general activity (UDA)	22,660
Carry forward general activity (UDA)	0
17/18 Contracted orthodontic activity (UOA)	0
Carry forward orthodontic activity (UOA)	0
Baseline contract value	£544,676.71

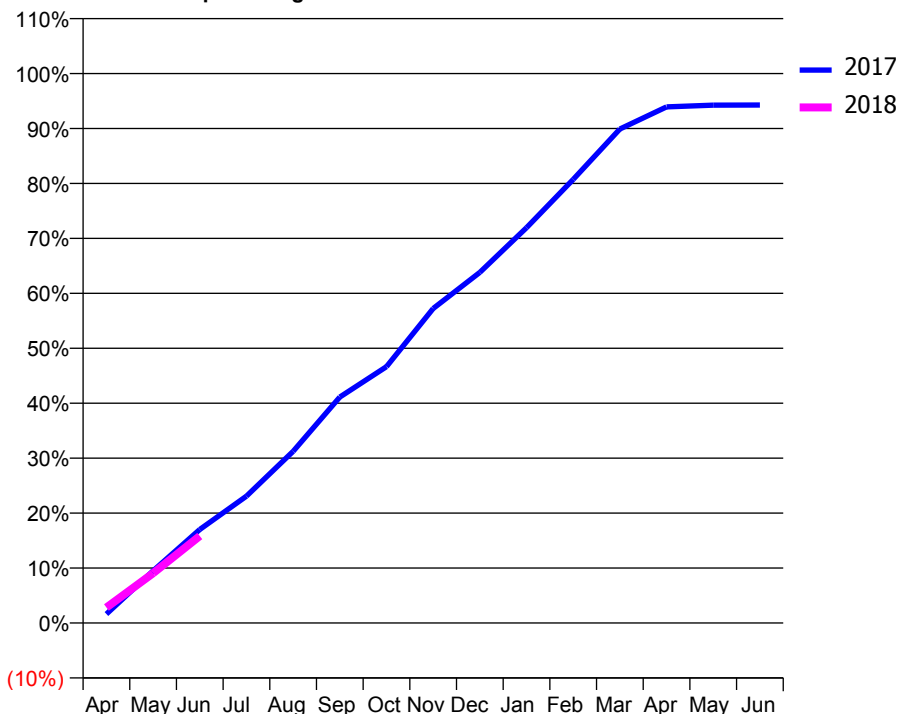
### ACCESS\*

Patients seen in 24 months	Total	Change since previous quarter
Quarter ending June 2016	7,248	
Quarter ending September 2016	7,178	→
Quarter ending December 2016	7,211	→
Quarter ending March 2017	7,573	↑
Quarter ending June 2017	7,593	→
<b>Variance since June 2016</b>	<b>4.8%</b>	<b>↑</b>



### ACTIVITY

Cumulative percentage of contracted UDA delivered 2017 & 2018



Adjusted Scheduled Activity (UDA)

Month	2017	2018
April	369	642
May	2,153	2,056
June	3,856	3,587
July	5,232	
August	7,078	
September	9,318	
October	10,569	
November	12,970	
December	14,457	
January	16,302	
February	18,294	
March	20,368	
April	21,282	
May	21,353	
June	21,363	

### QUALITY

	Quantity	Base Number	Contract	AT	Region	England
% of FP17s for the same patient ID Re-attending within 3 months - Children	37	717	5.2%	11.3%	11.6%	12.0%
% of FP17s for the same patient ID Re-attending within 3 months - Adults	223	2,151	10.4%	15.1%	15.9%	16.0%
% of FP17s for the same patient ID Re-attending between 3 & 9 months - Children	485	717	67.6%	57.4%	60.4%	58.0%
% of FP17s for the same patient ID Re-attending between 3 & 9 months - Adults	1,408	2,151	65.5%	48.4%	52.3%	50.9%
% of FP17s for Band 1 Urgent Courses	106	2,335	4.5%	9.6%	9.5%	9.1%
% of FP17s Relating to Free Repair or Replacements	6	2,335	0.3%	0.7%	0.7%	0.8%
% of FP17s Relating to Continuations	28	2,335	1.2%	0.8%	1.0%	1.1%
% of Patients satisfied with the dentistry they have received	8	9	N/A	92.9%	91.9%	91.7%
% of Patients satisfied with the time they had to wait for an appointment	7	9	N/A	90.0%	88.0%	88.0%

\* This is based on patients treated on this contract for their most recent course of treatment. Figures in italics indicate the base number of FP17s or Patient Questionnaire responses are less than 100. N/A is shown where the base number of responses is less than 10 during the period. % is calculated as Quantity/Base number\*100

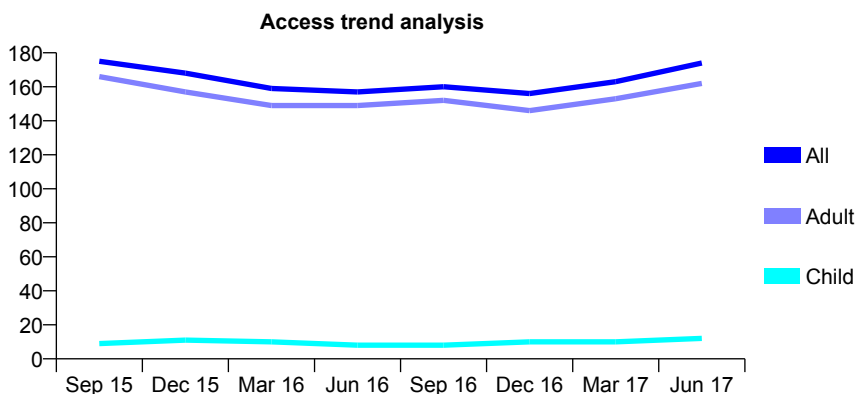
## Q69 - Vital Signs At a Glance Contract Report for 195472/0003 - June 2017

Name or company name	DA CLINICS LTD
Contract type name	PDS Contract
Purpose of contract	General
Contract start date	01/04/2008
Contract end date	31/03/2019

17/18 Contracted general activity (UDA)	1,204
Carry forward general activity (UDA)	0
17/18 Contracted orthodontic activity (UOA)	0
Carry forward orthodontic activity (UOA)	0
Baseline contract value	£52,928.88

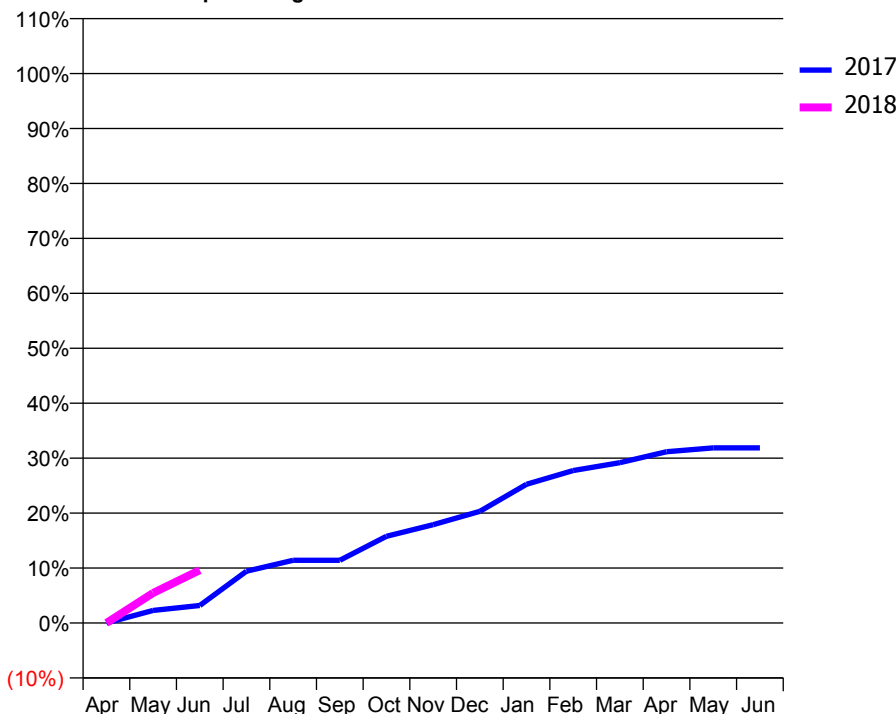
### ACCESS\*

Patients seen in 24 months	Total	Change since previous quarter
Quarter ending June 2016	157	
Quarter ending September 2016	160	→
Quarter ending December 2016	156	↓
Quarter ending March 2017	163	↑
Quarter ending June 2017	174	↑
<b>Variance since June 2016</b>	<b>10.8%</b>	<b>↑</b>



### ACTIVITY

Cumulative percentage of contracted UDA delivered 2017 & 2018



Month	Adjusted Scheduled Activity (UDA)	
	2017	2018
April	0	0
May	28	66
June	38	116
July	113	
August	137	
September	137	
October	190	
November	215	
December	245	
January	304	
February	334	
March	351	
April	375	
May	384	
June	384	

### QUALITY

	Quantity	Base Number	Contract	AT	Region	England
% of FP17s for the same patient ID Re-attending within 3 months - Children	0	11	0.0%	11.3%	11.6%	12.0%
% of FP17s for the same patient ID Re-attending within 3 months - Adults	0	105	0.0%	15.1%	15.9%	16.0%
% of FP17s for the same patient ID Re-attending between 3 & 9 months - Children	0	11	0.0%	57.4%	60.4%	58.0%
% of FP17s for the same patient ID Re-attending between 3 & 9 months - Adults	0	105	0.0%	48.4%	52.3%	50.9%
% of FP17s for Band 1 Urgent Courses	84	91	92.3%	9.6%	9.5%	9.1%
% of FP17s Relating to Free Repair or Replacements	0	91	0.0%	0.7%	0.7%	0.8%
% of FP17s Relating to Continuations	0	91	0.0%	0.8%	1.0%	1.1%
% of Patients satisfied with the dentistry they have received	0	0	N/A	92.9%	91.9%	91.7%
% of Patients satisfied with the time they had to wait for an appointment	0	0	N/A	90.0%	88.0%	88.0%

\* This is based on patients treated on this contract for their most recent course of treatment. Figures in italics indicate the base number of FP17s or Patient Questionnaire responses are less than 100. N/A is shown where the base number of responses is less than 10 during the period. % is calculated as Quantity/Base number\*100

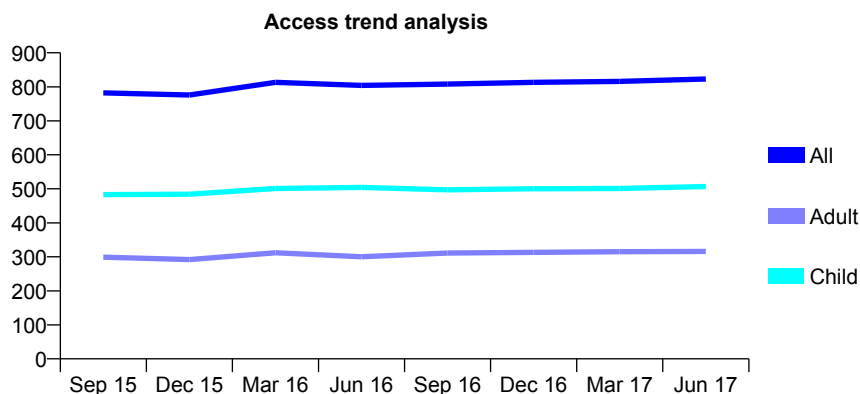
## Q69 - Vital Signs At a Glance Contract Report for 195537/0001 - June 2017

Name or company name	Charlbury Dental Practice
Contract type name	GDS Contract
Purpose of contract	General
Contract start date	01/09/2012
Contract end date	

17/18 Contracted general activity (UDA)	2,183
Carry forward general activity (UDA)	0
17/18 Contracted orthodontic activity (UOA)	0
Carry forward orthodontic activity (UOA)	0
Baseline contract value	£48,193.94

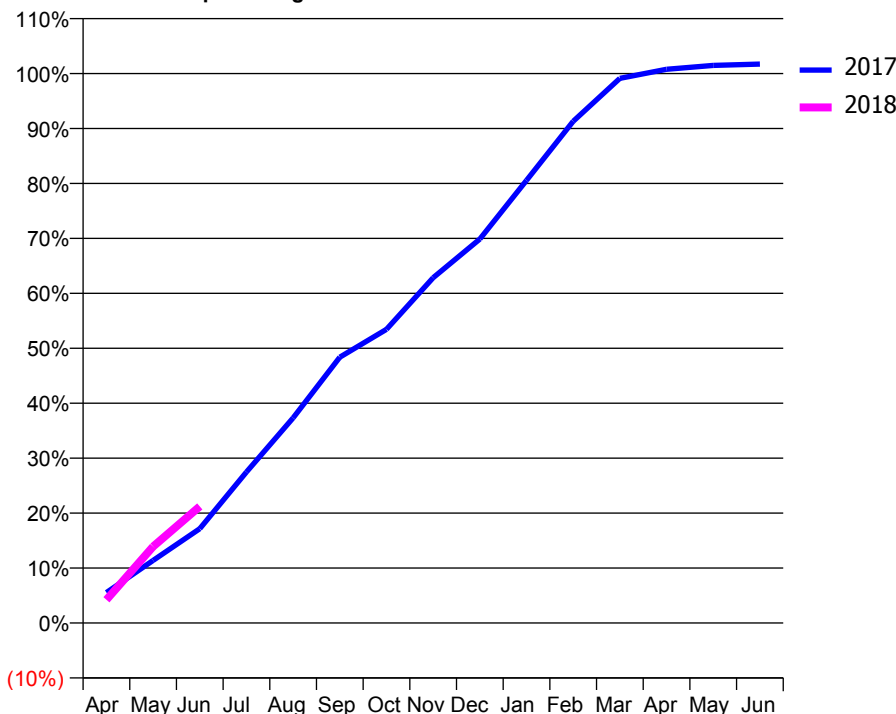
### ACCESS\*

Patients seen in 24 months	Total	Change since previous quarter
Quarter ending June 2016	804	
Quarter ending September 2016	808	→
Quarter ending December 2016	813	→
Quarter ending March 2017	816	→
Quarter ending June 2017	823	→
<b>Variance since June 2016</b>	<b>2.4%</b>	<b>↑</b>



### ACTIVITY

**Cumulative percentage of contracted UDA delivered 2017 & 2018**



Month	Adjusted Scheduled Activity (UDA)	
	2017	2018
April	121	92
May	249	304
June	375	463
July	600	
August	815	
September	1,056	
October	1,167	
November	1,372	
December	1,526	
January	1,759	
February	1,993	
March	2,164	
April	2,200	
May	2,215	
June	2,220	

### QUALITY

	Quantity	Base Number	Contract	AT	Region	England
% of FP17s for the same patient ID Re-attending within 3 months - Children	26	258	10.1%	11.3%	11.6%	12.0%
% of FP17s for the same patient ID Re-attending within 3 months - Adults	14	101	13.9%	15.1%	15.9%	16.0%
% of FP17s for the same patient ID Re-attending between 3 & 9 months - Children	191	258	74.0%	57.4%	60.4%	58.0%
% of FP17s for the same patient ID Re-attending between 3 & 9 months - Adults	67	101	66.3%	48.4%	52.3%	50.9%
% of FP17s for Band 1 Urgent Courses	12	322	3.7%	9.6%	9.5%	9.1%
% of FP17s Relating to Free Repair or Replacements	1	322	0.3%	0.7%	0.7%	0.8%
% of FP17s Relating to Continuations	4	322	1.2%	0.8%	1.0%	1.1%
% of Patients satisfied with the dentistry they have received	0	0	N/A	92.9%	91.9%	91.7%
% of Patients satisfied with the time they had to wait for an appointment	0	0	N/A	90.0%	88.0%	88.0%

\* This is based on patients treated on this contract for their most recent course of treatment. Figures in italics indicate the base number of FP17s or Patient Questionnaire responses are less than 100. N/A is shown where the base number of responses is less than 10 during the period. % is calculated as Quantity/Base number\*100



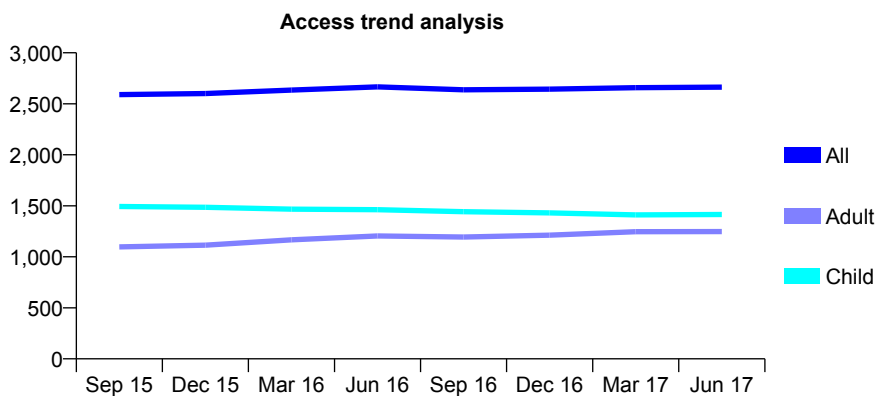
## Q69 - Vital Signs At a Glance Contract Report for 197807/0001 - June 2017

Name or company name	Linden Dental Surgery Ltd
Contract type name	GDS Contract
Purpose of contract	General
Contract start date	01/04/2008
Contract end date	

17/18 Contracted general activity (UDA)	5,007
Carry forward general activity (UDA)	0
17/18 Contracted orthodontic activity (UOA)	0
Carry forward orthodontic activity (UOA)	0
Baseline contract value	£108,958.28

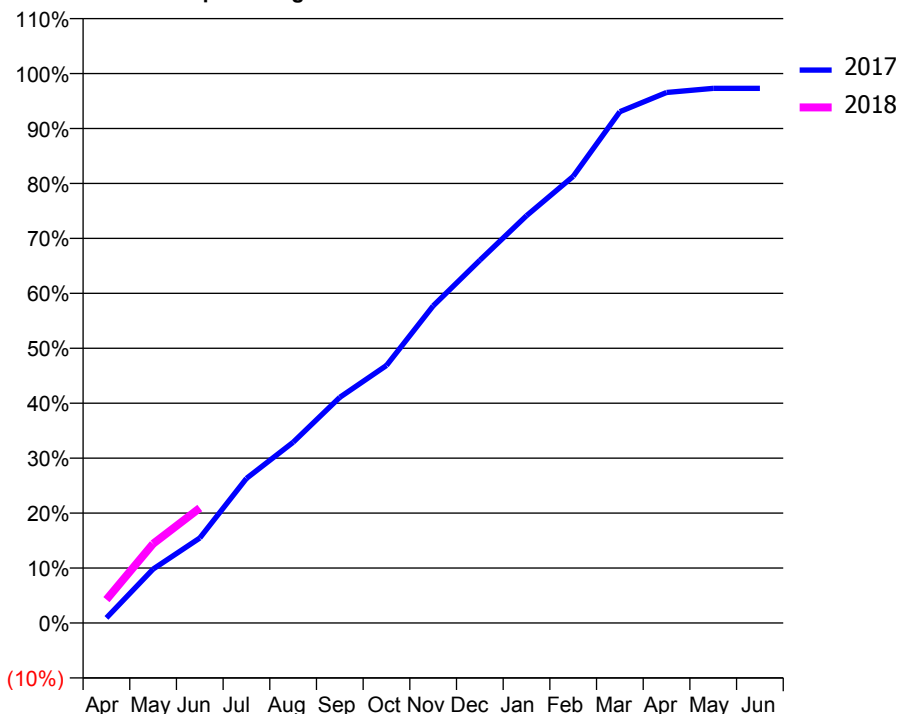
### ACCESS\*

Patients seen in 24 months	Total	Change since previous quarter
Quarter ending June 2016	2,666	
Quarter ending September 2016	2,637	↓
Quarter ending December 2016	2,644	→
Quarter ending March 2017	2,658	→
Quarter ending June 2017	2,663	→
<b>Variance since June 2016</b>	<b>(0.1%)</b>	→



### ACTIVITY

Cumulative percentage of contracted UDA delivered 2017 & 2018



Adjusted Scheduled Activity (UDA)		
Month	2017	2018
April	47	213
May	492	722
June	774	1,048
July	1,318	
August	1,647	
September	2,057	
October	2,347	
November	2,890	
December	3,306	
January	3,711	
February	4,069	
March	4,659	
April	4,834	
May	4,872	
June	4,872	

### QUALITY

	Quantity	Base Number	Contract	AT	Region	England
% of FP17s for the same patient ID Re-attending within 3 months - Children	29	478	6.1%	11.3%	11.6%	12.0%
% of FP17s for the same patient ID Re-attending within 3 months - Adults	38	267	14.2%	15.1%	15.9%	16.0%
% of FP17s for the same patient ID Re-attending between 3 & 9 months - Children	249	478	52.1%	57.4%	60.4%	58.0%
% of FP17s for the same patient ID Re-attending between 3 & 9 months - Adults	91	267	34.1%	48.4%	52.3%	50.9%
% of FP17s for Band 1 Urgent Courses	50	629	7.9%	9.6%	9.5%	9.1%
% of FP17s Relating to Free Repair or Replacements	1	629	0.2%	0.7%	0.7%	0.8%
% of FP17s Relating to Continuations	3	629	0.5%	0.8%	1.0%	1.1%
% of Patients satisfied with the dentistry they have received	2	2	N/A	92.9%	91.9%	91.7%
% of Patients satisfied with the time they had to wait for an appointment	2	2	N/A	90.0%	88.0%	88.0%

\* This is based on patients treated on this contract for their most recent course of treatment. Figures in italics indicate the base number of FP17s or Patient Questionnaire responses are less than 100. N/A is shown where the base number of responses is less than 10 during the period. % is calculated as Quantity/Base number\*100

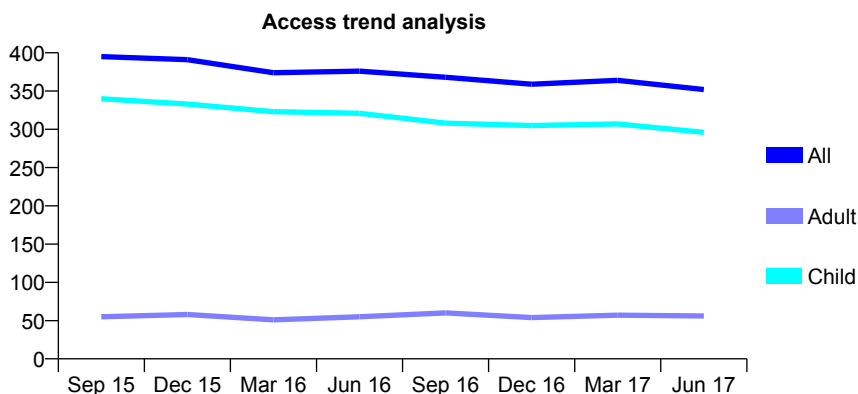
## Q69 - Vital Signs At a Glance Contract Report for 198161/0001 - June 2017

Name or company name	Babber,Khabra and Frankel
Contract type name	GDS Contract
Purpose of contract	General
Contract start date	01/05/2012
Contract end date	

17/18 Contracted general activity (UDA)	870
Carry forward general activity (UDA)	0
17/18 Contracted orthodontic activity (UOA)	0
Carry forward orthodontic activity (UOA)	0
Baseline contract value	£20,978.50

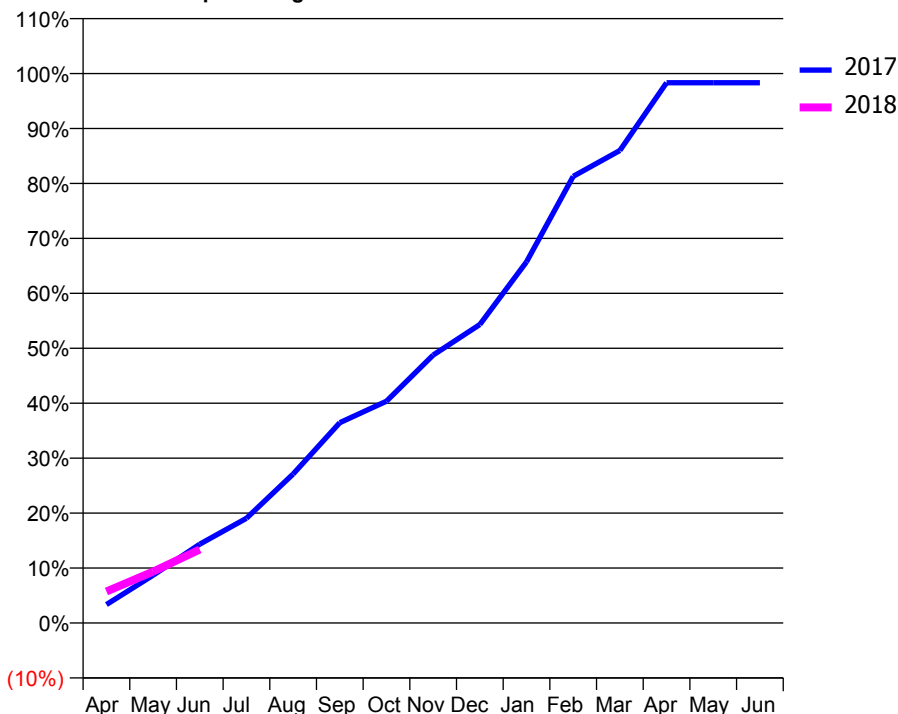
### ACCESS\*

Patients seen in 24 months	Total	Change since previous quarter
Quarter ending June 2016	376	
Quarter ending September 2016	368	↓
Quarter ending December 2016	359	↓
Quarter ending March 2017	364	→
Quarter ending June 2017	352	↓
<b>Variance since June 2016</b>	<b>(6.4%)</b>	<b>↓</b>



### ACTIVITY

Cumulative percentage of contracted UDA delivered 2017 & 2018



Month	Adjusted Scheduled Activity (UDA)	
	2017	2018
April	29	50
May	76	81
June	125	116
July	166	
August	236	
September	317	
October	351	
November	424	
December	473	
January	572	
February	707	
March	748	
April	855	
May	855	
June	855	

### QUALITY

	Quantity	Base Number	Contract	AT	Region	England
% of FP17s for the same patient ID Re-attending within 3 months - Children	13	124	10.5%	11.3%	11.6%	12.0%
% of FP17s for the same patient ID Re-attending within 3 months - Adults	0	7	0.0%	15.1%	15.9%	16.0%
% of FP17s for the same patient ID Re-attending between 3 & 9 months - Children	78	124	62.9%	57.4%	60.4%	58.0%
% of FP17s for the same patient ID Re-attending between 3 & 9 months - Adults	5	7	71.4%	48.4%	52.3%	50.9%
% of FP17s for Band 1 Urgent Courses	2	78	2.6%	9.6%	9.5%	9.1%
% of FP17s Relating to Free Repair or Replacements	0	78	0.0%	0.7%	0.7%	0.8%
% of FP17s Relating to Continuations	0	78	0.0%	0.8%	1.0%	1.1%
% of Patients satisfied with the dentistry they have received	0	0	N/A	92.9%	91.9%	91.7%
% of Patients satisfied with the time they had to wait for an appointment	0	0	N/A	90.0%	88.0%	88.0%

\* This is based on patients treated on this contract for their most recent course of treatment. Figures in italics indicate the base number of FP17s or Patient Questionnaire responses are less than 100. N/A is shown where the base number of responses is less than 10 during the period. % is calculated as Quantity/Base number\*100

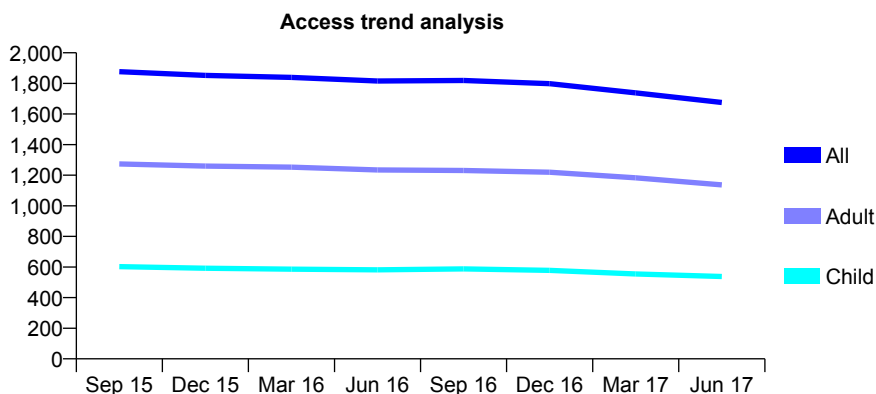
## Q69 - Vital Signs At a Glance Contract Report for 198277/0001 - June 2017

Name or company name	IMOGEN DENTAL LTD
Contract type name	GDS Contract
Purpose of contract	General
Contract start date	01/09/2013
Contract end date	

17/18 Contracted general activity (UDA)	3,994
Carry forward general activity (UDA)	0
17/18 Contracted orthodontic activity (UOA)	0
Carry forward orthodontic activity (UOA)	0
Baseline contract value	£97,609.30

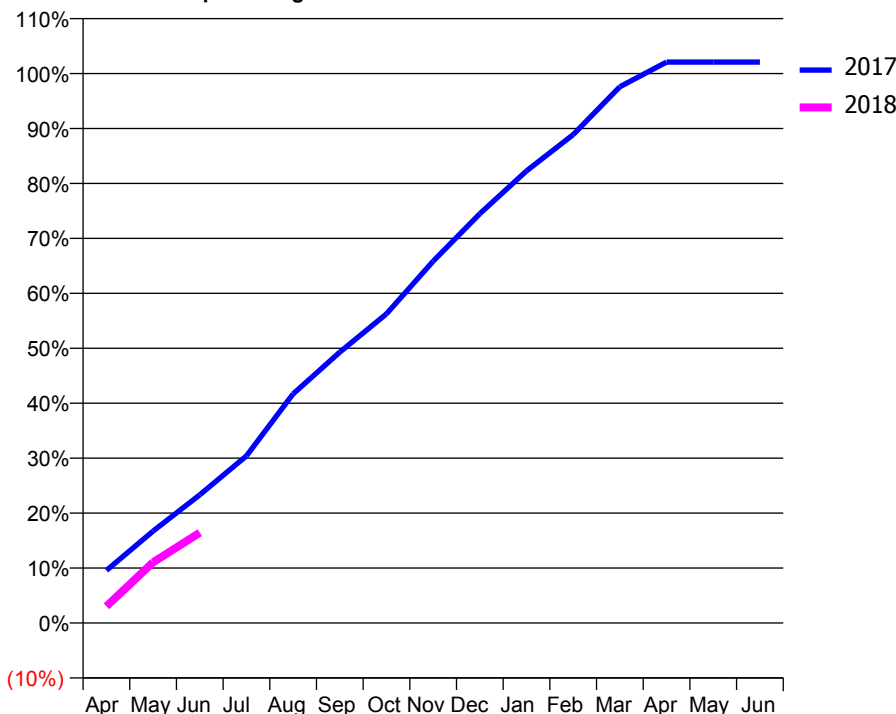
### ACCESS\*

Patients seen in 24 months	Total	Change since previous quarter
Quarter ending June 2016	1,816	
Quarter ending September 2016	1,819	→
Quarter ending December 2016	1,798	↓
Quarter ending March 2017	1,738	↓
Quarter ending June 2017	1,675	↓
<b>Variance since June 2016</b>	<b>(7.8%)</b>	<b>↓</b>



### ACTIVITY

Cumulative percentage of contracted UDA delivered 2017 & 2018



Adjusted Scheduled Activity (UDA)

Month	2017	2018
April	397	121
May	695	441
June	969	657
July	1,264	
August	1,732	
September	2,048	
October	2,337	
November	2,736	
December	3,094	
January	3,418	
February	3,692	
March	4,054	
April	4,240	
May	4,240	
June	4,240	

### QUALITY

	Quantity	Base Number	Contract	AT	Region	England
% of FP17s for the same patient ID Re-attending within 3 months - Children	4	190	2.1%	11.3%	11.6%	12.0%
% of FP17s for the same patient ID Re-attending within 3 months - Adults	19	340	5.6%	15.1%	15.9%	16.0%
% of FP17s for the same patient ID Re-attending between 3 & 9 months - Children	155	190	81.6%	57.4%	60.4%	58.0%
% of FP17s for the same patient ID Re-attending between 3 & 9 months - Adults	218	340	64.1%	48.4%	52.3%	50.9%
% of FP17s for Band 1 Urgent Courses	24	431	5.6%	9.6%	9.5%	9.1%
% of FP17s Relating to Free Repair or Replacements	1	431	0.2%	0.7%	0.7%	0.8%
% of FP17s Relating to Continuations	1	431	0.2%	0.8%	1.0%	1.1%
% of Patients satisfied with the dentistry they have received	7	7	N/A	92.9%	91.9%	91.7%
% of Patients satisfied with the time they had to wait for an appointment	7	7	N/A	90.0%	88.0%	88.0%

\* This is based on patients treated on this contract for their most recent course of treatment. Figures in italics indicate the base number of FP17s or Patient Questionnaire responses are less than 100. N/A is shown where the base number of responses is less than 10 during the period. % is calculated as Quantity/Base number\*100

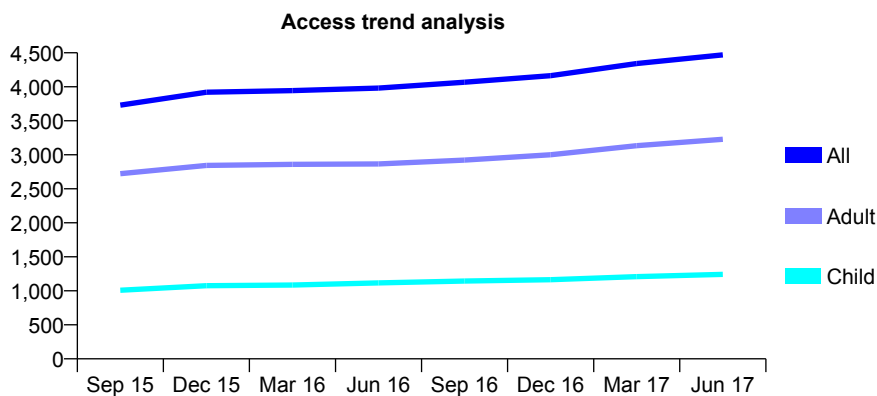
## Q69 - Vital Signs At a Glance Contract Report for 198757/0001 - June 2017

Name or company name	Valley DC Ltd
Contract type name	GDS Contract
Purpose of contract	General
Contract start date	01/09/2008
Contract end date	

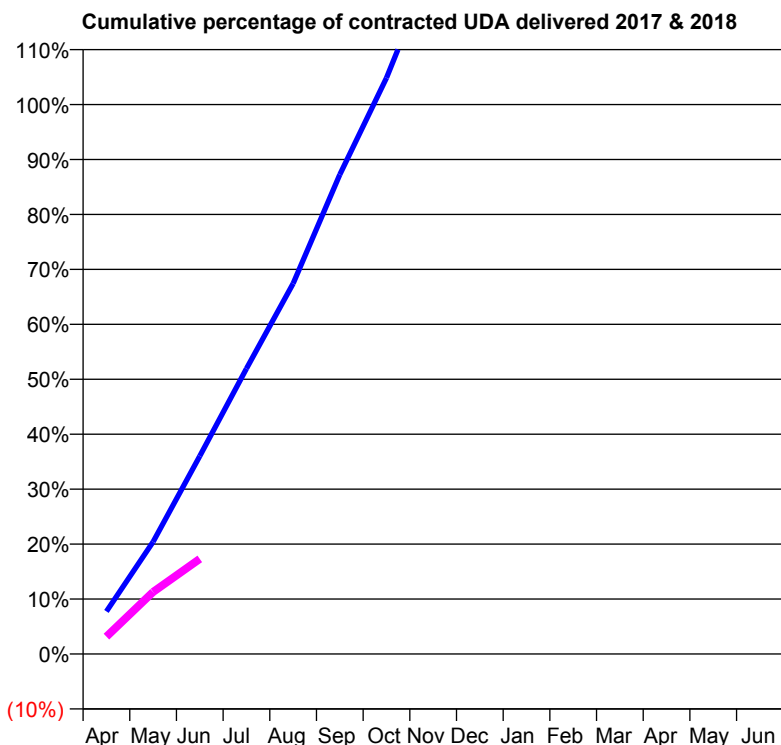
17/18 Contracted general activity (UDA)	15,824
Carry forward general activity (UDA)	0
17/18 Contracted orthodontic activity (UOA)	0
Carry forward orthodontic activity (UOA)	0
Baseline contract value	£457,082.32

### ACCESS\*

Patients seen in 24 months	Total	Change since previous quarter
Quarter ending June 2016	3,981	
Quarter ending September 2016	4,068	↑
Quarter ending December 2016	4,164	↑
Quarter ending March 2017	4,342	↑
Quarter ending June 2017	4,470	↑
<b>Variance since June 2016</b>	<b>12.3%</b>	<b>↑</b>



### ACTIVITY



Month	Adjusted Scheduled Activity (UDA)	
	2017	2018
April	511	502
May	1,346	1,787
June	2,376	2,740
July	3,424	
August	4,445	
September	5,753	
October	6,912	
November	8,292	
December	9,381	
January	10,572	
February	12,164	
March	13,795	
April	14,556	
May	14,559	
June	14,547	

### QUALITY

	Quantity	Base Number	Contract	AT	Region	England
% of FP17s for the same patient ID Re-attending within 3 months - Children	47	491	9.6%	11.3%	11.6%	12.0%
% of FP17s for the same patient ID Re-attending within 3 months - Adults	317	1,237	25.6%	15.1%	15.9%	16.0%
% of FP17s for the same patient ID Re-attending between 3 & 9 months - Children	275	491	56.0%	57.4%	60.4%	58.0%
% of FP17s for the same patient ID Re-attending between 3 & 9 months - Adults	487	1,237	39.4%	48.4%	52.3%	50.9%
% of FP17s for Band 1 Urgent Courses	118	1,239	9.5%	9.6%	9.5%	9.1%
% of FP17s Relating to Free Repair or Replacements	25	1,239	2.0%	0.7%	0.7%	0.8%
% of FP17s Relating to Continuations	62	1,239	5.0%	0.8%	1.0%	1.1%
% of Patients satisfied with the dentistry they have received	3	3	N/A	92.9%	91.9%	91.7%
% of Patients satisfied with the time they had to wait for an appointment	3	3	N/A	90.0%	88.0%	88.0%

\* This is based on patients treated on this contract for their most recent course of treatment. Figures in italics indicate the base number of FP17s or Patient Questionnaire responses are less than 100. N/A is shown where the base number of responses is less than 10 during the period. % is calculated as Quantity/Base number\*100

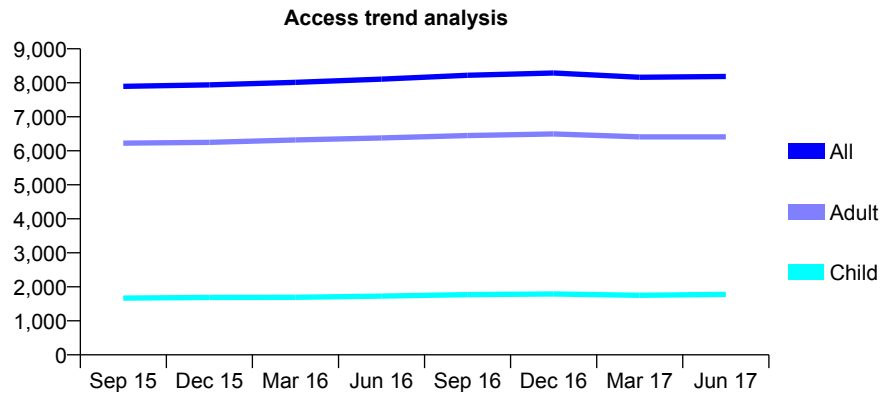
## Q69 - Vital Signs At a Glance Contract Report for 199974/0001 - June 2017

Name or company name	Dhami Dental Surgeons Ltd
Contract type name	GDS Contract
Purpose of contract	General
Contract start date	01/10/2007
Contract end date	

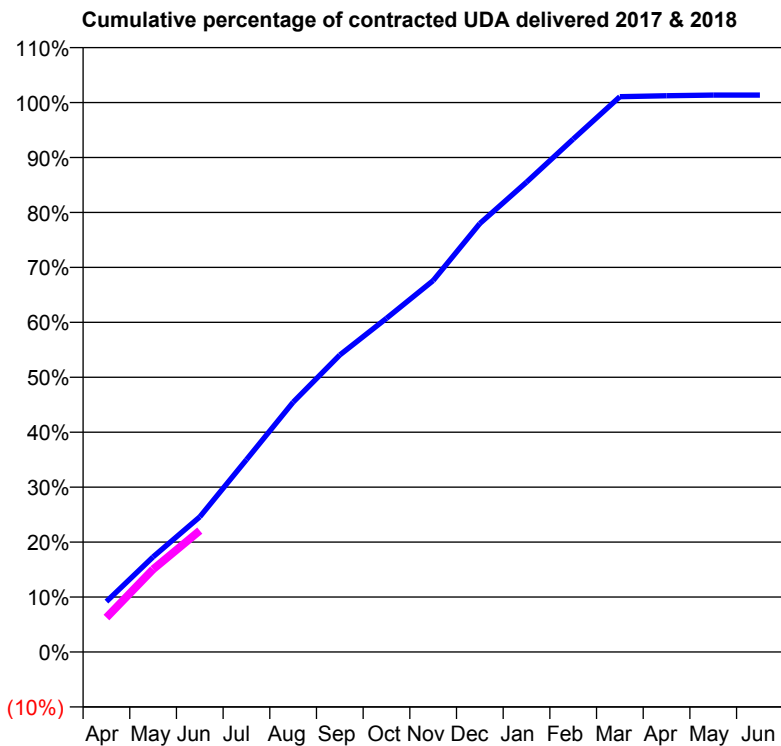
17/18 Contracted general activity (UDA)	18,199
Carry forward general activity (UDA)	0
17/18 Contracted orthodontic activity (UOA)	0
Carry forward orthodontic activity (UOA)	0
Baseline contract value	£430,316.50

### ACCESS\*

Patients seen in 24 months	Total	Change since previous quarter
Quarter ending June 2016	8,106	
Quarter ending September 2016	8,221	→
Quarter ending December 2016	8,287	→
Quarter ending March 2017	8,161	↓
Quarter ending June 2017	8,186	→
<b>Variance since June 2016</b>	<b>1.0%</b>	<b>→</b>



### ACTIVITY



Month	Adjusted Scheduled Activity (UDA)	
	2017	2018
April	1,739	1,141
May	3,278	2,740
June	4,654	4,020
July	6,626	
August	8,605	
September	10,231	
October	11,493	
November	12,796	
December	14,760	
January	16,185	
February	17,668	
March	19,127	
April	19,158	
May	19,182	
June	19,183	

### QUALITY

	Quantity	Base Number	Contract	AT	Region	England
% of FP17s for the same patient ID Re-attending within 3 months - Children	33	653	5.1%	11.3%	11.6%	12.0%
% of FP17s for the same patient ID Re-attending within 3 months - Adults	205	1,709	12.0%	15.1%	15.9%	16.0%
% of FP17s for the same patient ID Re-attending between 3 & 9 months - Children	397	653	60.8%	57.4%	60.4%	58.0%
% of FP17s for the same patient ID Re-attending between 3 & 9 months - Adults	782	1,709	45.8%	48.4%	52.3%	50.9%
% of FP17s for Band 1 Urgent Courses	340	2,324	14.6%	9.6%	9.5%	9.1%
% of FP17s Relating to Free Repair or Replacements	2	2,324	0.1%	0.7%	0.7%	0.8%
% of FP17s Relating to Continuations	1	2,324	0.0%	0.8%	1.0%	1.1%
% of Patients satisfied with the dentistry they have received	19	20	95.0%	92.9%	91.9%	91.7%
% of Patients satisfied with the time they had to wait for an appointment	20	20	100.0%	90.0%	88.0%	88.0%

\* This is based on patients treated on this contract for their most recent course of treatment. Figures in italics indicate the base number of FP17s or Patient Questionnaire responses are less than 100. N/A is shown where the base number of responses is less than 10 during the period. % is calculated as Quantity/Base number\*100

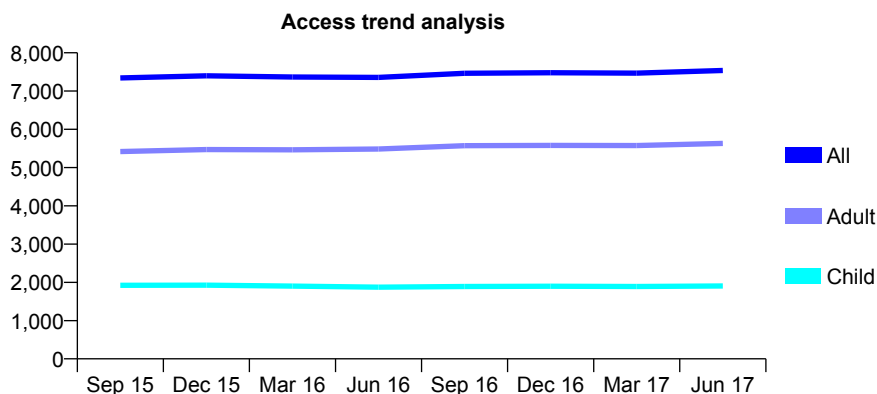
## Q69 - Vital Signs At a Glance Contract Report for 210226/0002 - June 2017

Name or company name	MR R RATTAN
Contract type name	GDS Contract
Purpose of contract	General
Contract start date	01/04/2006
Contract end date	

17/18 Contracted general activity (UDA)	22,000
Carry forward general activity (UDA)	0
17/18 Contracted orthodontic activity (UOA)	0
Carry forward orthodontic activity (UOA)	0
Baseline contract value	£608,625.46

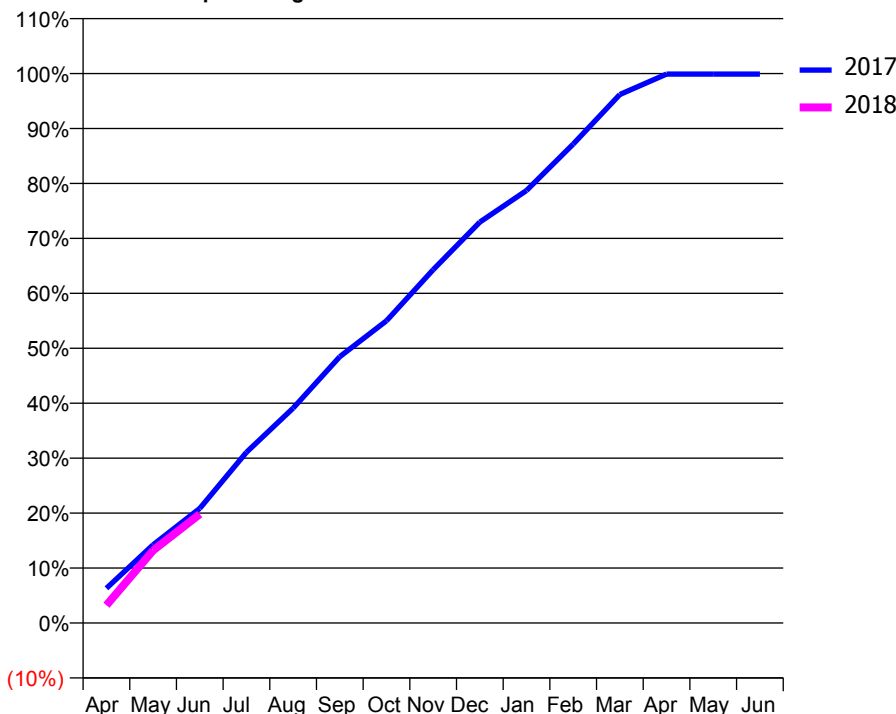
### ACCESS\*

Patients seen in 24 months	Total	Change since previous quarter
Quarter ending June 2016	7,356	
Quarter ending September 2016	7,464	→
Quarter ending December 2016	7,479	→
Quarter ending March 2017	7,467	→
Quarter ending June 2017	7,539	→
<b>Variance since June 2016</b>	<b>2.5%</b>	<b>↑</b>



### ACTIVITY

Cumulative percentage of contracted UDA delivered 2017 & 2018



Adjusted Scheduled Activity (UDA)

Month	2017	2018
April	1,393	712
May	3,132	2,910
June	4,586	4,360
July	6,838	
August	8,605	
September	10,663	
October	12,102	
November	14,142	
December	16,048	
January	17,318	
February	19,174	
March	21,162	
April	21,977	
May	21,978	
June	21,979	

### QUALITY

	Quantity	Base Number	Contract	AT	Region	England
% of FP17s for the same patient ID Re-attending within 3 months - Children	58	704	8.2%	11.3%	11.6%	12.0%
% of FP17s for the same patient ID Re-attending within 3 months - Adults	226	1,768	12.8%	15.1%	15.9%	16.0%
% of FP17s for the same patient ID Re-attending between 3 & 9 months - Children	404	704	57.4%	57.4%	60.4%	58.0%
% of FP17s for the same patient ID Re-attending between 3 & 9 months - Adults	887	1,768	50.2%	48.4%	52.3%	50.9%
% of FP17s for Band 1 Urgent Courses	195	2,096	9.3%	9.6%	9.5%	9.1%
% of FP17s Relating to Free Repair or Replacements	10	2,096	0.5%	0.7%	0.7%	0.8%
% of FP17s Relating to Continuations	32	2,096	1.5%	0.8%	1.0%	1.1%
% of Patients satisfied with the dentistry they have received	15	17	88.2%	92.9%	91.9%	91.7%
% of Patients satisfied with the time they had to wait for an appointment	15	17	88.2%	90.0%	88.0%	88.0%

\* This is based on patients treated on this contract for their most recent course of treatment. Figures in italics indicate the base number of FP17s or Patient Questionnaire responses are less than 100. N/A is shown where the base number of responses is less than 10 during the period. % is calculated as Quantity/Base number\*100

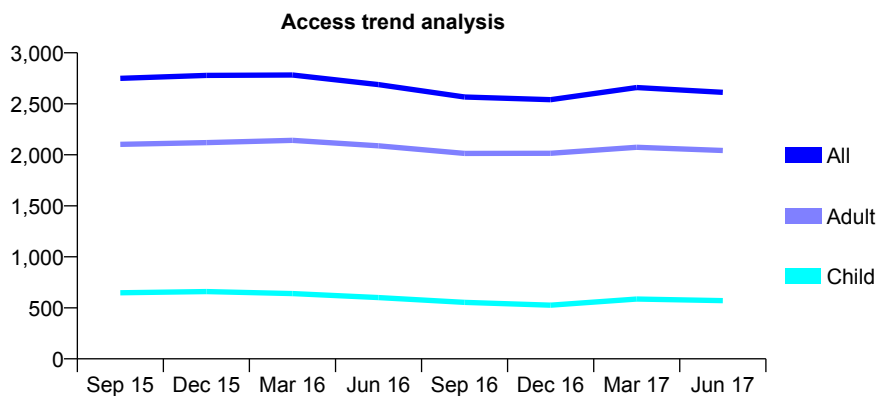
## Q69 - Vital Signs At a Glance Contract Report for 217352/0001 - June 2017

Name or company name	MR IK CARLING
Contract type name	GDS Contract
Purpose of contract	General
Contract start date	01/04/2006
Contract end date	

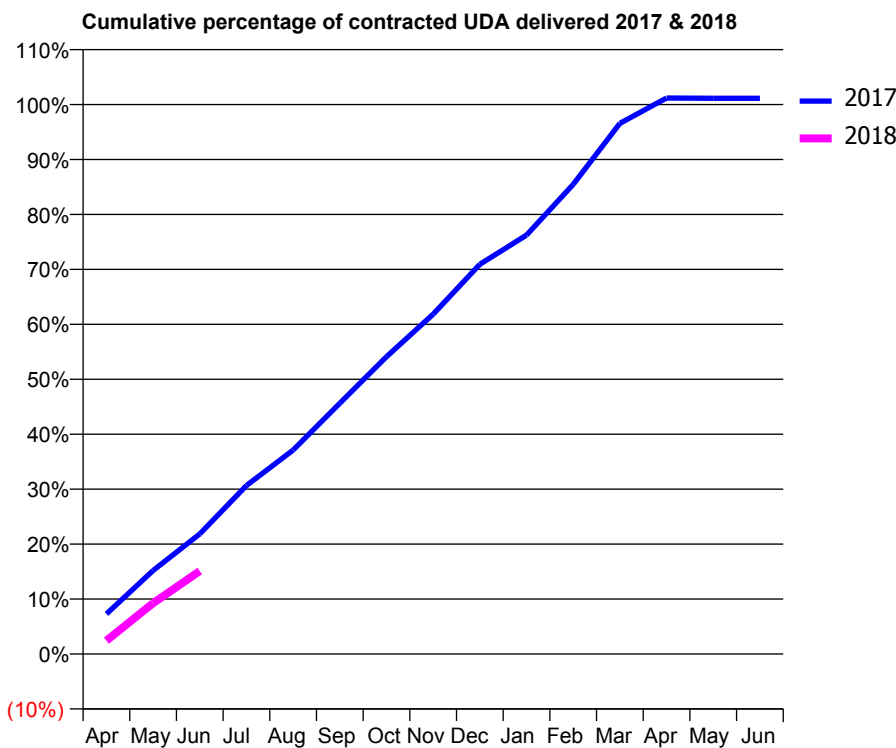
17/18 Contracted general activity (UDA)	7,354
Carry forward general activity (UDA)	0
17/18 Contracted orthodontic activity (UOA)	0
Carry forward orthodontic activity (UOA)	0
Baseline contract value	£210,932.44

### ACCESS\*

Patients seen in 24 months	Total	Change since previous quarter
Quarter ending June 2016	2,688	
Quarter ending September 2016	2,567	↓
Quarter ending December 2016	2,541	↓
Quarter ending March 2017	2,660	↑
Quarter ending June 2017	2,613	↓
<b>Variance since June 2016</b>	<b>(2.8%)</b>	<b>↓</b>



### ACTIVITY



Month	Adjusted Scheduled Activity (UDA)	
	2017	2018
April	536	179
May	1,117	681
June	1,607	1,111
July	2,255	
August	2,730	
September	3,356	
October	3,978	
November	4,548	
December	5,216	
January	5,606	
February	6,285	
March	7,102	
April	7,440	
May	7,437	
June	7,437	

### QUALITY

	Quantity	Base Number	Contract	AT	Region	England
% of FP17s for the same patient ID Re-attending within 3 months - Children	11	179	6.1%	11.3%	11.6%	12.0%
% of FP17s for the same patient ID Re-attending within 3 months - Adults	67	589	11.4%	15.1%	15.9%	16.0%
% of FP17s for the same patient ID Re-attending between 3 & 9 months - Children	73	179	40.8%	57.4%	60.4%	58.0%
% of FP17s for the same patient ID Re-attending between 3 & 9 months - Adults	199	589	33.8%	48.4%	52.3%	50.9%
% of FP17s for Band 1 Urgent Courses	112	608	18.4%	9.6%	9.5%	9.1%
% of FP17s Relating to Free Repair or Replacements	7	608	1.2%	0.7%	0.7%	0.8%
% of FP17s Relating to Continuations	1	608	0.2%	0.8%	1.0%	1.1%
% of Patients satisfied with the dentistry they have received	1	3	N/A	92.9%	91.9%	91.7%
% of Patients satisfied with the time they had to wait for an appointment	1	3	N/A	90.0%	88.0%	88.0%

\* This is based on patients treated on this contract for their most recent course of treatment. Figures in italics indicate the base number of FP17s or Patient Questionnaire responses are less than 100. N/A is shown where the base number of responses is less than 10 during the period. % is calculated as Quantity/Base number\*100

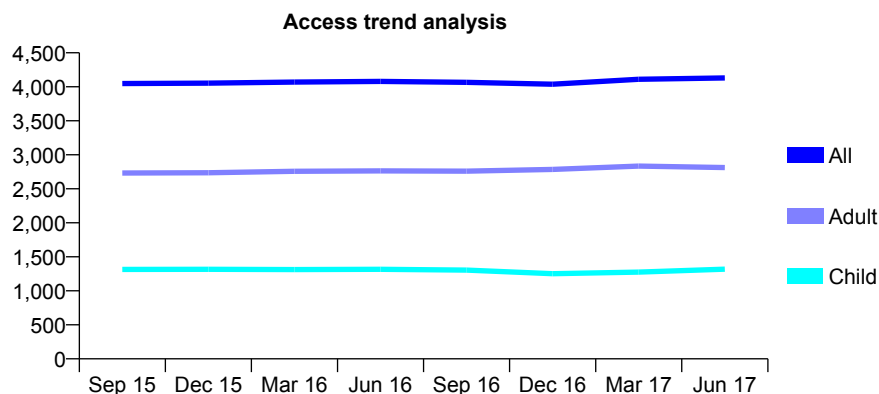
## Q69 - Vital Signs At a Glance Contract Report for 220248/0001 - June 2017

Name or company name	MR MK SULEIMAN
Contract type name	GDS Contract
Purpose of contract	General
Contract start date	01/04/2006
Contract end date	

17/18 Contracted general activity (UDA)	7,313
Carry forward general activity (UDA)	0
17/18 Contracted orthodontic activity (UOA)	0
Carry forward orthodontic activity (UOA)	0
Baseline contract value	£158,896.18

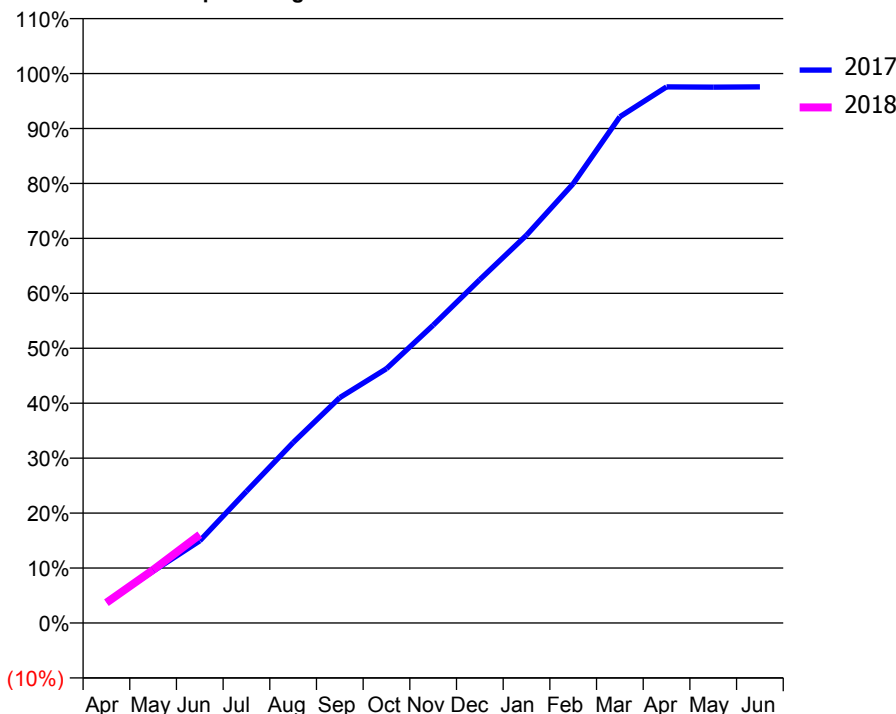
### ACCESS\*

Patients seen in 24 months	Total	Change since previous quarter
Quarter ending June 2016	4,080	
Quarter ending September 2016	4,065	→
Quarter ending December 2016	4,038	→
Quarter ending March 2017	4,110	→
Quarter ending June 2017	4,131	→
<b>Variance since June 2016</b>	<b>1.3%</b>	<b>→</b>



### ACTIVITY

**Cumulative percentage of contracted UDA delivered 2017 & 2018**



Month	Adjusted Scheduled Activity (UDA)	
	2017	2018
April	293	270
May	717	708
June	1,137	1,175
July	1,823	
August	2,497	
September	3,121	
October	3,521	
November	4,123	
December	4,754	
January	5,369	
February	6,080	
March	7,007	
April	7,420	
May	7,417	
June	7,421	

### QUALITY

	Quantity	Base Number	Contract	AT	Region	England
% of FP17s for the same patient ID Re-attending within 3 months - Children	34	482	7.1%	11.3%	11.6%	12.0%
% of FP17s for the same patient ID Re-attending within 3 months - Adults	117	822	14.2%	15.1%	15.9%	16.0%
% of FP17s for the same patient ID Re-attending between 3 & 9 months - Children	266	482	55.2%	57.4%	60.4%	58.0%
% of FP17s for the same patient ID Re-attending between 3 & 9 months - Adults	437	822	53.2%	48.4%	52.3%	50.9%
% of FP17s for Band 1 Urgent Courses	36	656	5.5%	9.6%	9.5%	9.1%
% of FP17s Relating to Free Repair or Replacements	11	656	1.7%	0.7%	0.7%	0.8%
% of FP17s Relating to Continuations	5	656	0.8%	0.8%	1.0%	1.1%
% of Patients satisfied with the dentistry they have received	7	8	N/A	92.9%	91.9%	91.7%
% of Patients satisfied with the time they had to wait for an appointment	7	8	N/A	90.0%	88.0%	88.0%

\* This is based on patients treated on this contract for their most recent course of treatment. Figures in italics indicate the base number of FP17s or Patient Questionnaire responses are less than 100. N/A is shown where the base number of responses is less than 10 during the period. % is calculated as Quantity/Base number\*100



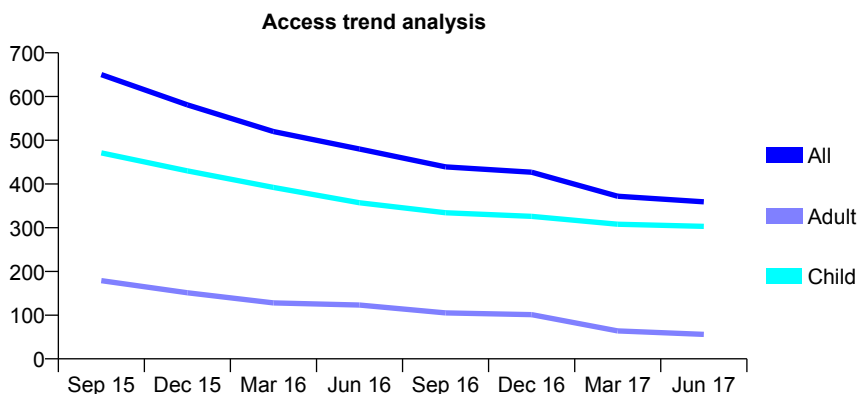
## Q69 - Vital Signs At a Glance Contract Report for 220426/0001 - June 2017

Name or company name	MR MD JACKSON
Contract type name	GDS Contract
Purpose of contract	General
Contract start date	01/04/2006
Contract end date	

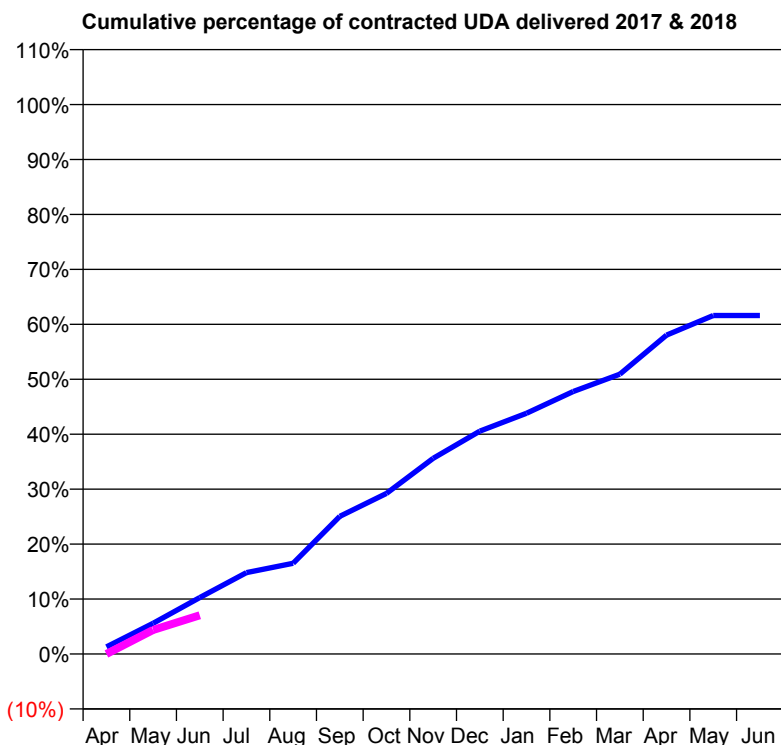
17/18 Contracted general activity (UDA)	1,236
Carry forward general activity (UDA)	0
17/18 Contracted orthodontic activity (UOA)	0
Carry forward orthodontic activity (UOA)	0
Baseline contract value	£29,227.50

### ACCESS\*

Patients seen in 24 months	Total	Change since previous quarter
Quarter ending June 2016	480	
Quarter ending September 2016	439	↓
Quarter ending December 2016	427	↓
Quarter ending March 2017	372	↓
Quarter ending June 2017	359	↓
<b>Variance since June 2016</b>	<b>(25.2%)</b>	<b>↓</b>



### ACTIVITY



Month	Adjusted Scheduled Activity (UDA)	
	2017	2018
April	16	0
May	69	54
June	127	87
July	183	
August	204	
September	310	
October	361	
November	440	
December	501	
January	541	
February	590	
March	629	
April	717	
May	761	
June	761	

### QUALITY

	Quantity	Base Number	Contract	AT	Region	England
% of FP17s for the same patient ID Re-attending within 3 months - Children	33	180	18.3%	11.3%	11.6%	12.0%
% of FP17s for the same patient ID Re-attending within 3 months - Adults	0	5	0.0%	15.1%	15.9%	16.0%
% of FP17s for the same patient ID Re-attending between 3 & 9 months - Children	101	180	56.1%	57.4%	60.4%	58.0%
% of FP17s for the same patient ID Re-attending between 3 & 9 months - Adults	4	5	80.0%	48.4%	52.3%	50.9%
% of FP17s for Band 1 Urgent Courses	0	67	0.0%	9.6%	9.5%	9.1%
% of FP17s Relating to Free Repair or Replacements	0	67	0.0%	0.7%	0.7%	0.8%
% of FP17s Relating to Continuations	0	67	0.0%	0.8%	1.0%	1.1%
% of Patients satisfied with the dentistry they have received	0	0	N/A	92.9%	91.9%	91.7%
% of Patients satisfied with the time they had to wait for an appointment	0	0	N/A	90.0%	88.0%	88.0%

\* This is based on patients treated on this contract for their most recent course of treatment. Figures in italics indicate the base number of FP17s or Patient Questionnaire responses are less than 100. N/A is shown where the base number of responses is less than 10 during the period. % is calculated as Quantity/Base number\*100

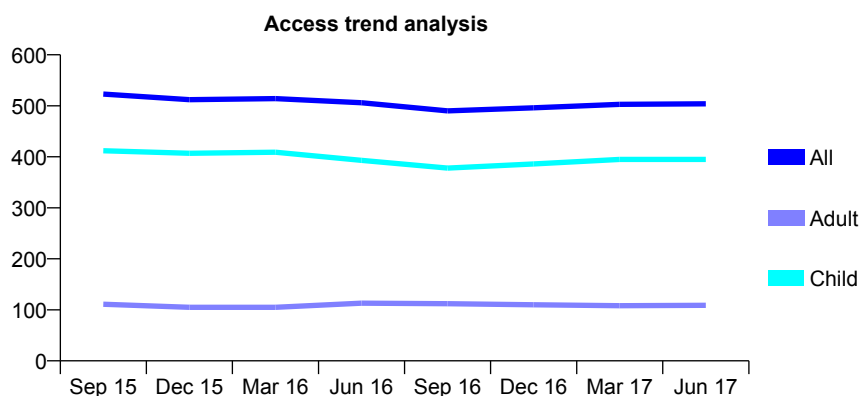
## Q69 - Vital Signs At a Glance Contract Report for 220817/0001 - June 2017

Name or company name	MR PJ ALLEN
Contract type name	GDS Contract
Purpose of contract	General
Contract start date	01/04/2006
Contract end date	

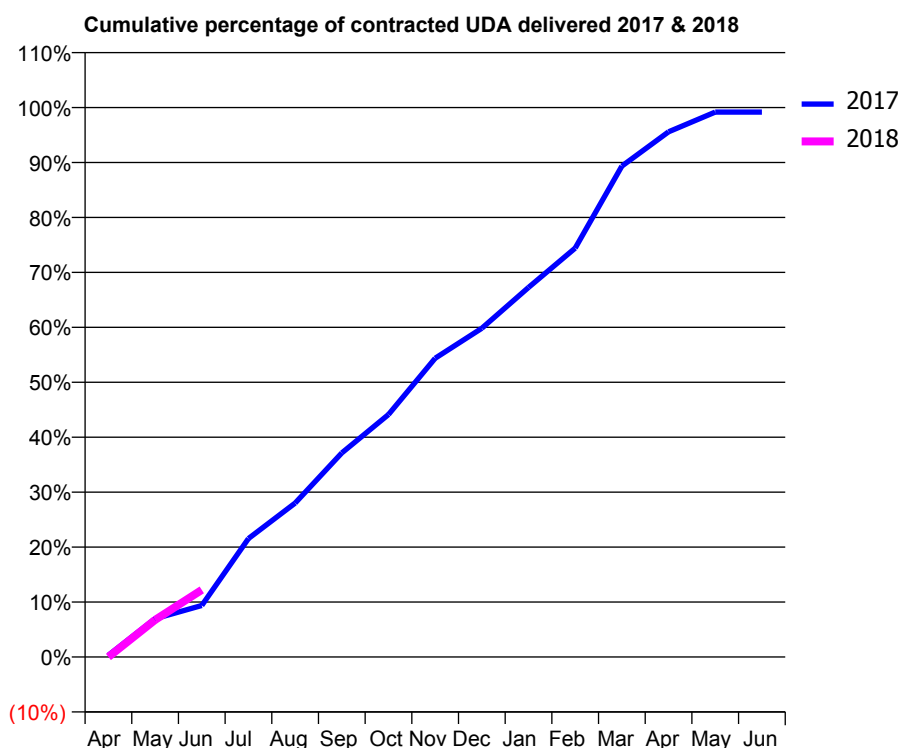
17/18 Contracted general activity (UDA)	1,191
Carry forward general activity (UDA)	0
17/18 Contracted orthodontic activity (UOA)	0
Carry forward orthodontic activity (UOA)	0
Baseline contract value	£28,420.01

### ACCESS\*

Patients seen in 24 months	Total	Change since previous quarter
Quarter ending June 2016	506	
Quarter ending September 2016	490	↓
Quarter ending December 2016	496	→
Quarter ending March 2017	503	→
Quarter ending June 2017	504	→
<b>Variance since June 2016</b>	<b>(0.4%)</b>	→



### ACTIVITY



Month	Adjusted Scheduled Activity (UDA)	
	2017	2018
April	4	0
May	83	80
June	112	145
July	257	
August	334	
September	442	
October	526	
November	648	
December	713	
January	801	
February	886	
March	1,064	
April	1,138	
May	1,181	
June	1,181	

### QUALITY

	Quantity	Base Number	Contract	AT	Region	England
% of FP17s for the same patient ID Re-attending within 3 months - Children	7	128	5.5%	11.3%	11.6%	12.0%
% of FP17s for the same patient ID Re-attending within 3 months - Adults	3	23	13.0%	15.1%	15.9%	16.0%
% of FP17s for the same patient ID Re-attending between 3 & 9 months - Children	90	128	70.3%	57.4%	60.4%	58.0%
% of FP17s for the same patient ID Re-attending between 3 & 9 months - Adults	12	23	52.2%	48.4%	52.3%	50.9%
% of FP17s for Band 1 Urgent Courses	2	111	1.8%	9.6%	9.5%	9.1%
% of FP17s Relating to Free Repair or Replacements	0	111	0.0%	0.7%	0.7%	0.8%
% of FP17s Relating to Continuations	0	111	0.0%	0.8%	1.0%	1.1%
% of Patients satisfied with the dentistry they have received	1	1	N/A	92.9%	91.9%	91.7%
% of Patients satisfied with the time they had to wait for an appointment	1	1	N/A	90.0%	88.0%	88.0%

\* This is based on patients treated on this contract for their most recent course of treatment. Figures in italics indicate the base number of FP17s or Patient Questionnaire responses are less than 100. N/A is shown where the base number of responses is less than 10 during the period. % is calculated as Quantity/Base number\*100

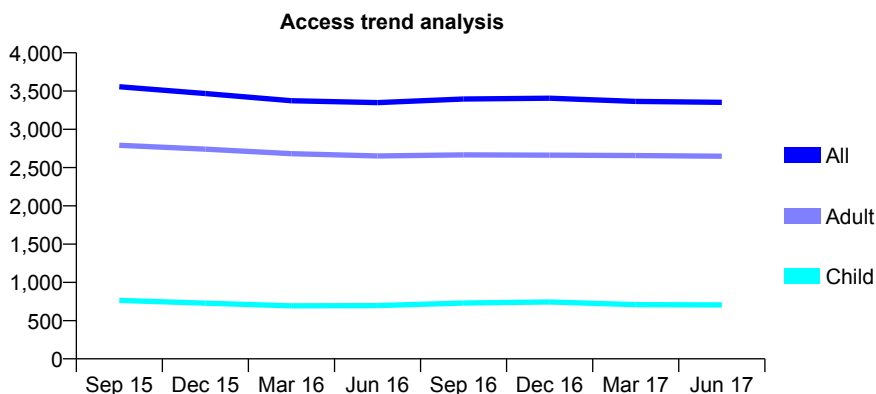
## Q69 - Vital Signs At a Glance Contract Report for 221384/0001 - June 2017

Name or company name	MRS AS FASS
Contract type name	GDS Contract
Purpose of contract	General
Contract start date	01/04/2006
Contract end date	

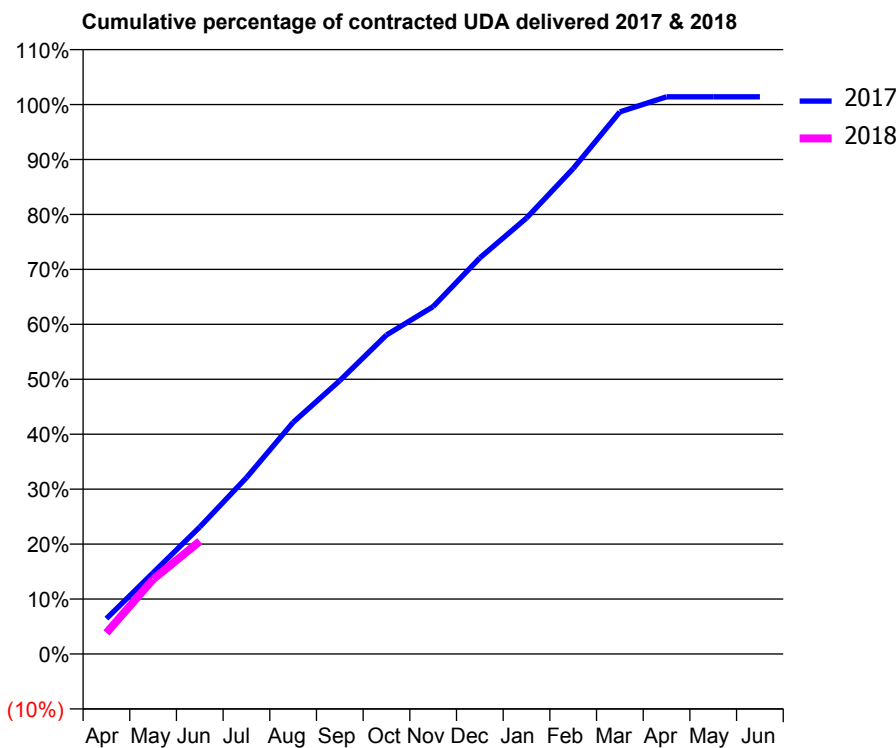
17/18 Contracted general activity (UDA)	7,565
Carry forward general activity (UDA)	0
17/18 Contracted orthodontic activity (UOA)	0
Carry forward orthodontic activity (UOA)	0
Baseline contract value	£179,797.43

### ACCESS\*

Patients seen in 24 months	Total	Change since previous quarter
Quarter ending June 2016	3,349	
Quarter ending September 2016	3,396	→
Quarter ending December 2016	3,406	→
Quarter ending March 2017	3,365	↓
Quarter ending June 2017	3,353	→
<b>Variance since June 2016</b>	<b>0.1%</b>	<b>→</b>



### ACTIVITY



Month	Adjusted Scheduled Activity (UDA)	
	2017	2018
April	487	290
May	1,119	1,030
June	1,749	1,553
July	2,428	
August	3,189	
September	3,765	
October	4,393	
November	4,783	
December	5,453	
January	6,002	
February	6,683	
March	7,463	
April	7,672	
May	7,672	
June	7,672	

### QUALITY

	Quantity	Base Number	Contract	AT	Region	England
% of FP17s for the same patient ID Re-attending within 3 months - Children	2	211	0.9%	11.3%	11.6%	12.0%
% of FP17s for the same patient ID Re-attending within 3 months - Adults	56	775	7.2%	15.1%	15.9%	16.0%
% of FP17s for the same patient ID Re-attending between 3 & 9 months - Children	60	211	28.4%	57.4%	60.4%	58.0%
% of FP17s for the same patient ID Re-attending between 3 & 9 months - Adults	275	775	35.5%	48.4%	52.3%	50.9%
% of FP17s for Band 1 Urgent Courses	44	871	5.1%	9.6%	9.5%	9.1%
% of FP17s Relating to Free Repair or Replacements	10	871	1.1%	0.7%	0.7%	0.8%
% of FP17s Relating to Continuations	1	871	0.1%	0.8%	1.0%	1.1%
% of Patients satisfied with the dentistry they have received	2	2	N/A	92.9%	91.9%	91.7%
% of Patients satisfied with the time they had to wait for an appointment	2	2	N/A	90.0%	88.0%	88.0%

\* This is based on patients treated on this contract for their most recent course of treatment. Figures in italics indicate the base number of FP17s or Patient Questionnaire responses are less than 100. N/A is shown where the base number of responses is less than 10 during the period. % is calculated as Quantity/Base number\*100

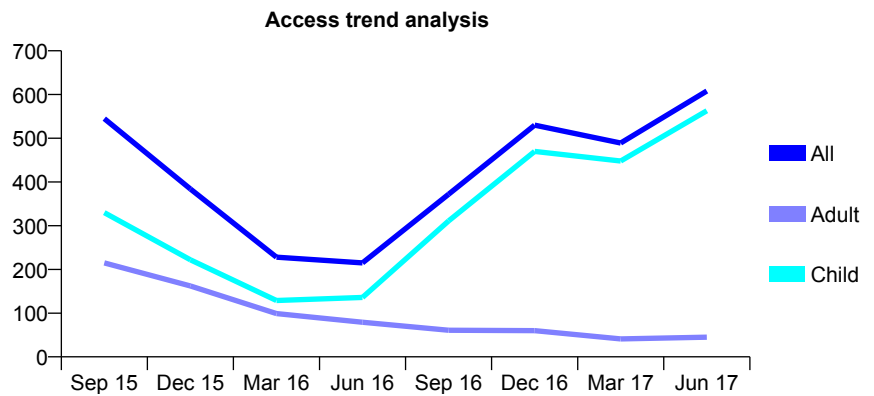
## Q69 - Vital Signs At a Glance Contract Report for 230456/0001 - June 2017

Name or company name	MRS BM MACMILLAN
Contract type name	GDS Contract
Purpose of contract	General
Contract start date	01/04/2006
Contract end date	

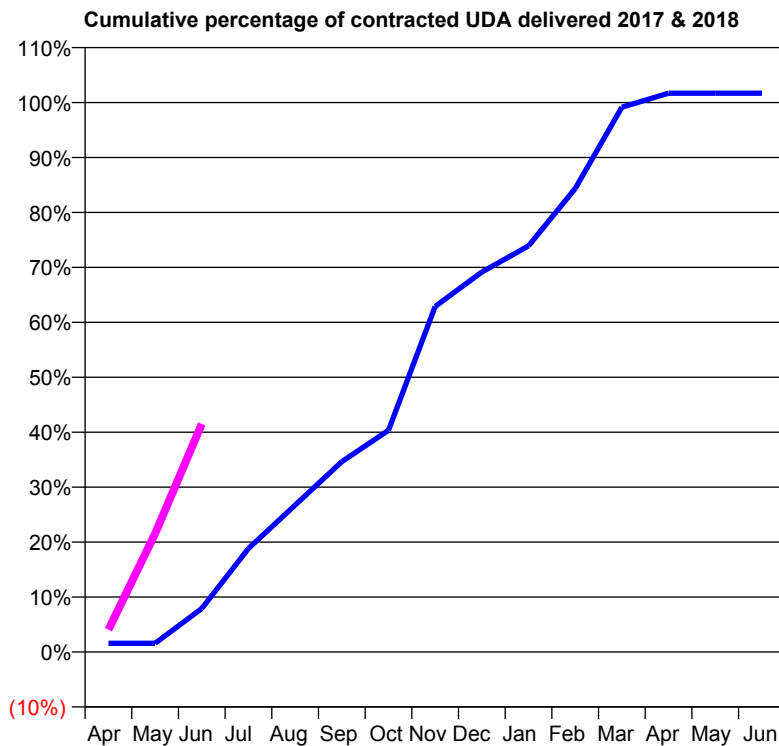
17/18 Contracted general activity (UDA)	950
Carry forward general activity (UDA)	0
17/18 Contracted orthodontic activity (UOA)	0
Carry forward orthodontic activity (UOA)	0
Baseline contract value	£22,462.89

### ACCESS\*

Patients seen in 24 months	Total	Change since previous quarter
Quarter ending June 2016	215	
Quarter ending September 2016	372	↑
Quarter ending December 2016	530	↑
Quarter ending March 2017	489	↓
Quarter ending June 2017	608	↑
<b>Variance since June 2016</b>	<b>182.8%</b>	<b>↑</b>



### ACTIVITY



Adjusted Scheduled Activity (UDA)		
Month	2017	2018
April	15	39
May	15	205
June	75	394
July	179	
August	254	
September	329	
October	383	
November	597	
December	657	
January	702	
February	801	
March	942	
April	966	
May	966	
June	966	

### QUALITY

	Quantity	Base Number	Contract	AT	Region	England
% of FP17s for the same patient ID Re-attending within 3 months - Children	13	301	4.3%	11.3%	11.6%	12.0%
% of FP17s for the same patient ID Re-attending within 3 months - Adults	1	17	5.9%	15.1%	15.9%	16.0%
% of FP17s for the same patient ID Re-attending between 3 & 9 months - Children	89	301	29.6%	57.4%	60.4%	58.0%
% of FP17s for the same patient ID Re-attending between 3 & 9 months - Adults	1	17	5.9%	48.4%	52.3%	50.9%
% of FP17s for Band 1 Urgent Courses	12	298	4.0%	9.6%	9.5%	9.1%
% of FP17s Relating to Free Repair or Replacements	0	298	0.0%	0.7%	0.7%	0.8%
% of FP17s Relating to Continuations	0	298	0.0%	0.8%	1.0%	1.1%
% of Patients satisfied with the dentistry they have received	0	0	N/A	92.9%	91.9%	91.7%
% of Patients satisfied with the time they had to wait for an appointment	0	0	N/A	90.0%	88.0%	88.0%

\* This is based on patients treated on this contract for their most recent course of treatment. Figures in italics indicate the base number of FP17s or Patient Questionnaire responses are less than 100. N/A is shown where the base number of responses is less than 10 during the period. % is calculated as Quantity/Base number\*100

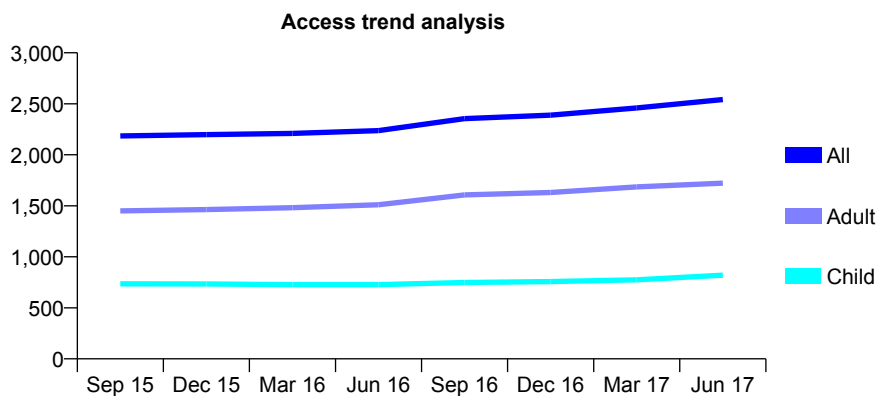
## Q69 - Vital Signs At a Glance Contract Report for 231878/0001 - June 2017

Name or company name	MR AF GAON
Contract type name	GDS Contract
Purpose of contract	General
Contract start date	01/04/2006
Contract end date	

17/18 Contracted general activity (UDA)	6,049
Carry forward general activity (UDA)	0
17/18 Contracted orthodontic activity (UOA)	0
Carry forward orthodontic activity (UOA)	0
Baseline contract value	£175,931.03

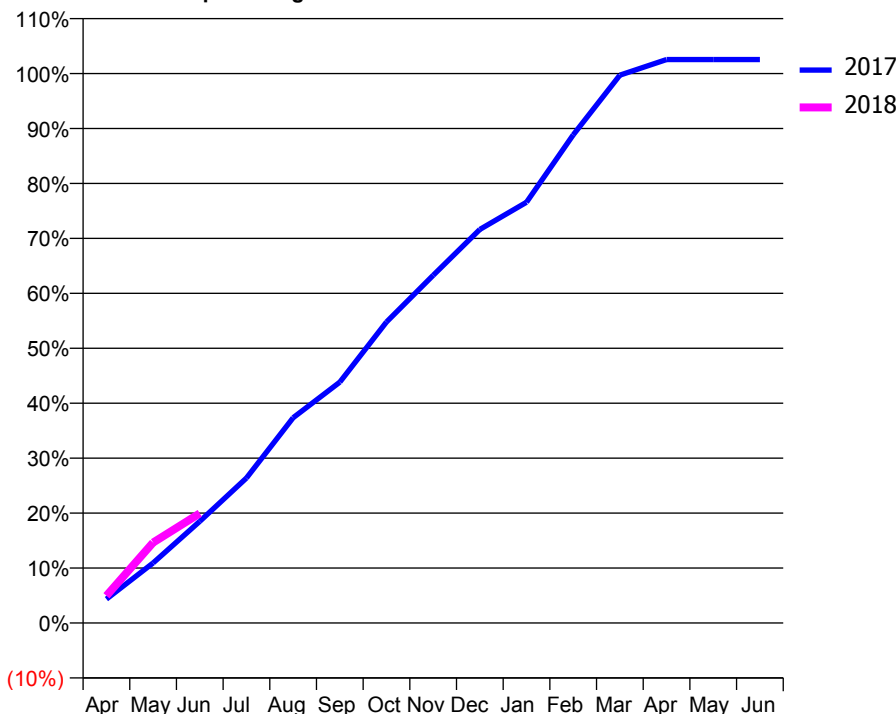
### ACCESS\*

Patients seen in 24 months	Total	Change since previous quarter
Quarter ending June 2016	2,237	
Quarter ending September 2016	2,355	↑
Quarter ending December 2016	2,389	→
Quarter ending March 2017	2,460	↑
Quarter ending June 2017	2,542	↑
<b>Variance since June 2016</b>	<b>13.6%</b>	<b>↑</b>



### ACTIVITY

Cumulative percentage of contracted UDA delivered 2017 & 2018



Month	Adjusted Scheduled Activity (UDA)	
	2017	2018
April	264	301
May	661	885
June	1,120	1,208
July	1,596	
August	2,260	
September	2,652	
October	3,314	
November	3,827	
December	4,332	
January	4,632	
February	5,374	
March	6,031	
April	6,202	
May	6,202	
June	6,202	

### QUALITY

	Quantity	Base Number	Contract	AT	Region	England
% of FP17s for the same patient ID Re-attending within 3 months - Children	33	305	10.8%	11.3%	11.6%	12.0%
% of FP17s for the same patient ID Re-attending within 3 months - Adults	65	560	11.6%	15.1%	15.9%	16.0%
% of FP17s for the same patient ID Re-attending between 3 & 9 months - Children	180	305	59.0%	57.4%	60.4%	58.0%
% of FP17s for the same patient ID Re-attending between 3 & 9 months - Adults	312	560	55.7%	48.4%	52.3%	50.9%
% of FP17s for Band 1 Urgent Courses	35	784	4.5%	9.6%	9.5%	9.1%
% of FP17s Relating to Free Repair or Replacements	0	784	0.0%	0.7%	0.7%	0.8%
% of FP17s Relating to Continuations	2	784	0.3%	0.8%	1.0%	1.1%
% of Patients satisfied with the dentistry they have received	10	10	100.0%	92.9%	91.9%	91.7%
% of Patients satisfied with the time they had to wait for an appointment	9	10	90.0%	90.0%	88.0%	88.0%

\* This is based on patients treated on this contract for their most recent course of treatment. Figures in italics indicate the base number of FP17s or Patient Questionnaire responses are less than 100. N/A is shown where the base number of responses is less than 10 during the period. % is calculated as Quantity/Base number\*100

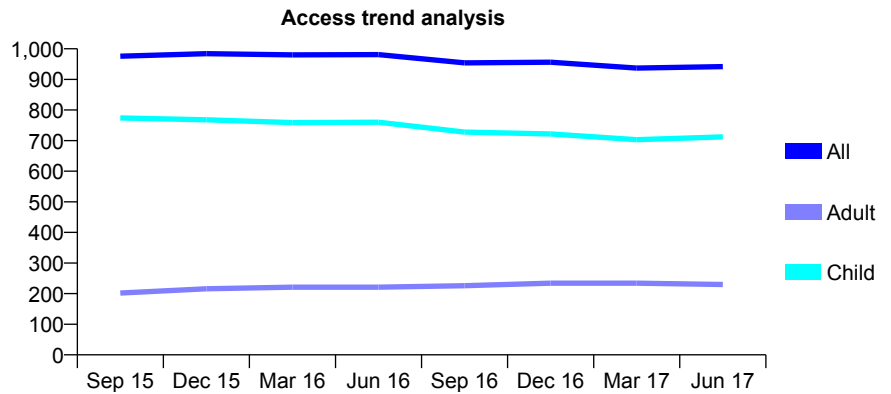
## Q69 - Vital Signs At a Glance Contract Report for 233269/0001 - June 2017

Name or company name	MR JD BARLOW
Contract type name	GDS Contract
Purpose of contract	General
Contract start date	01/04/2006
Contract end date	

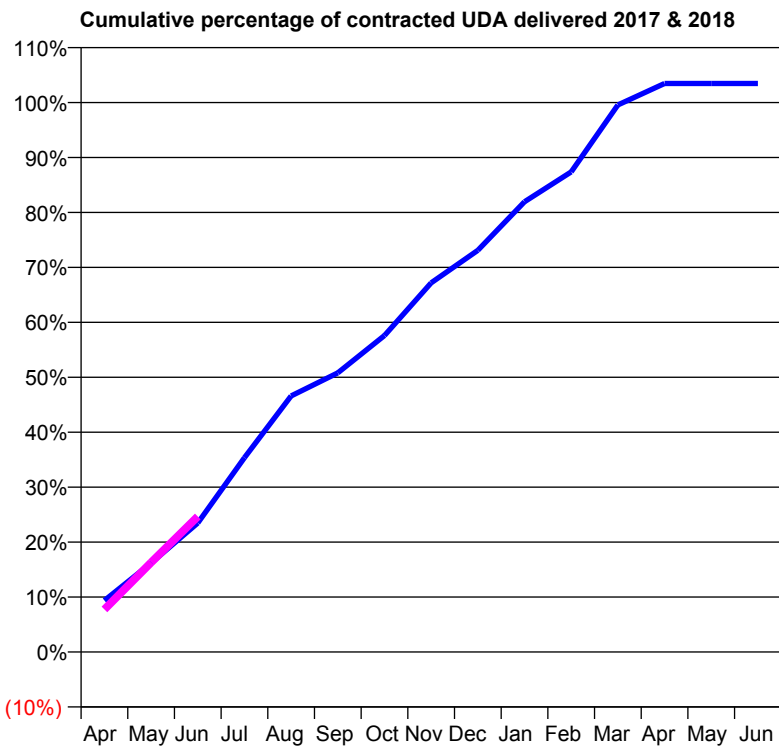
17/18 Contracted general activity (UDA)	1,471
Carry forward general activity (UDA)	0
17/18 Contracted orthodontic activity (UOA)	0
Carry forward orthodontic activity (UOA)	0
Baseline contract value	£32,316.59

### ACCESS\*

Patients seen in 24 months	Total	Change since previous quarter
Quarter ending June 2016	981	
Quarter ending September 2016	954	↓
Quarter ending December 2016	956	→
Quarter ending March 2017	937	↓
Quarter ending June 2017	942	→
<b>Variance since June 2016</b>	<b>(4.0%)</b>	<b>↓</b>



### ACTIVITY



Adjusted Scheduled Activity (UDA)		
Month	2017	2018
April	138	114
May	238	240
June	345	363
July	520	
August	685	
September	747	
October	847	
November	988	
December	1,075	
January	1,205	
February	1,285	
March	1,464	
April	1,522	
May	1,522	
June	1,522	

### QUALITY

	Quantity	Base Number	Contract	AT	Region	England
% of FP17s for the same patient ID Re-attending within 3 months - Children	11	249	4.4%	11.3%	11.6%	12.0%
% of FP17s for the same patient ID Re-attending within 3 months - Adults	1	48	2.1%	15.1%	15.9%	16.0%
% of FP17s for the same patient ID Re-attending between 3 & 9 months - Children	117	249	47.0%	57.4%	60.4%	58.0%
% of FP17s for the same patient ID Re-attending between 3 & 9 months - Adults	21	48	43.8%	48.4%	52.3%	50.9%
% of FP17s for Band 1 Urgent Courses	5	260	1.9%	9.6%	9.5%	9.1%
% of FP17s Relating to Free Repair or Replacements	0	260	0.0%	0.7%	0.7%	0.8%
% of FP17s Relating to Continuations	2	260	0.8%	0.8%	1.0%	1.1%
% of Patients satisfied with the dentistry they have received	2	2	N/A	92.9%	91.9%	91.7%
% of Patients satisfied with the time they had to wait for an appointment	2	2	N/A	90.0%	88.0%	88.0%

\* This is based on patients treated on this contract for their most recent course of treatment. Figures in italics indicate the base number of FP17s or Patient Questionnaire responses are less than 100. N/A is shown where the base number of responses is less than 10 during the period. % is calculated as Quantity/Base number\*100

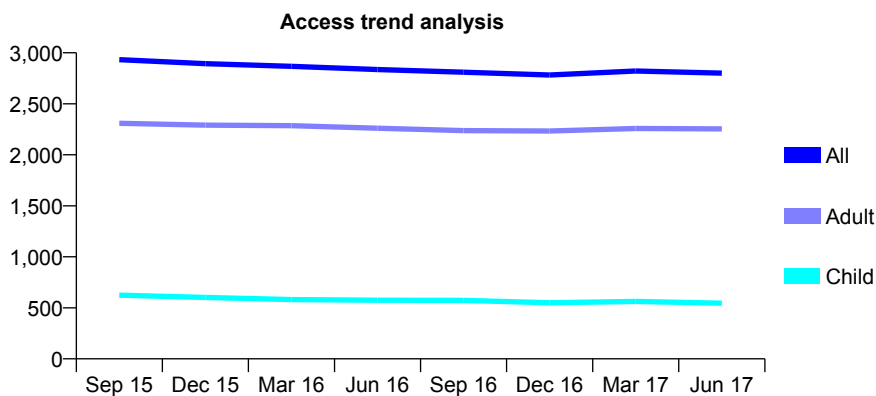
## Q69 - Vital Signs At a Glance Contract Report for 234907/0001 - June 2017

Name or company name	MRS SV TAFFT
Contract type name	GDS Contract
Purpose of contract	General
Contract start date	01/04/2006
Contract end date	

17/18 Contracted general activity (UDA)	8,926
Carry forward general activity (UDA)	0
17/18 Contracted orthodontic activity (UOA)	0
Carry forward orthodontic activity (UOA)	0
Baseline contract value	£210,994.23

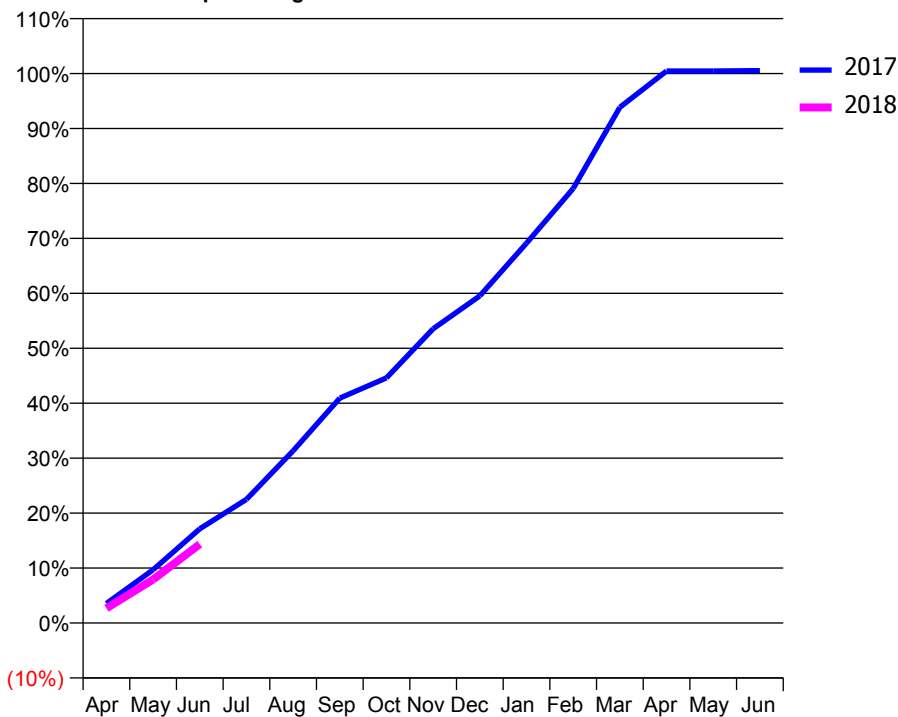
### ACCESS\*

Patients seen in 24 months	Total	Change since previous quarter
Quarter ending June 2016	2,836	
Quarter ending September 2016	2,810	→
Quarter ending December 2016	2,783	→
Quarter ending March 2017	2,821	→
Quarter ending June 2017	2,800	→
<b>Variance since June 2016</b>	<b>(1.3%)</b>	<b>↓</b>



### ACTIVITY

Cumulative percentage of contracted UDA delivered 2017 & 2018



Month	Adjusted Scheduled Activity (UDA)	
	2017	2018
April	317	240
May	864	707
June	1,531	1,281
July	2,010	
August	2,796	
September	3,652	
October	3,981	
November	4,779	
December	5,314	
January	6,171	
February	7,059	
March	8,378	
April	8,967	
May	8,966	
June	8,973	

### QUALITY

	Quantity	Base Number	Contract	AT	Region	England
% of FP17s for the same patient ID Re-attending within 3 months - Children	17	194	8.8%	11.3%	11.6%	12.0%
% of FP17s for the same patient ID Re-attending within 3 months - Adults	98	753	13.0%	15.1%	15.9%	16.0%
% of FP17s for the same patient ID Re-attending between 3 & 9 months - Children	134	194	69.1%	57.4%	60.4%	58.0%
% of FP17s for the same patient ID Re-attending between 3 & 9 months - Adults	509	753	67.6%	48.4%	52.3%	50.9%
% of FP17s for Band 1 Urgent Courses	27	744	3.6%	9.6%	9.5%	9.1%
% of FP17s Relating to Free Repair or Replacements	2	744	0.3%	0.7%	0.7%	0.8%
% of FP17s Relating to Continuations	12	744	1.6%	0.8%	1.0%	1.1%
% of Patients satisfied with the dentistry they have received	4	4	N/A	92.9%	91.9%	91.7%
% of Patients satisfied with the time they had to wait for an appointment	3	4	N/A	90.0%	88.0%	88.0%

\* This is based on patients treated on this contract for their most recent course of treatment. Figures in italics indicate the base number of FP17s or Patient Questionnaire responses are less than 100. N/A is shown where the base number of responses is less than 10 during the period. % is calculated as Quantity/Base number\*100

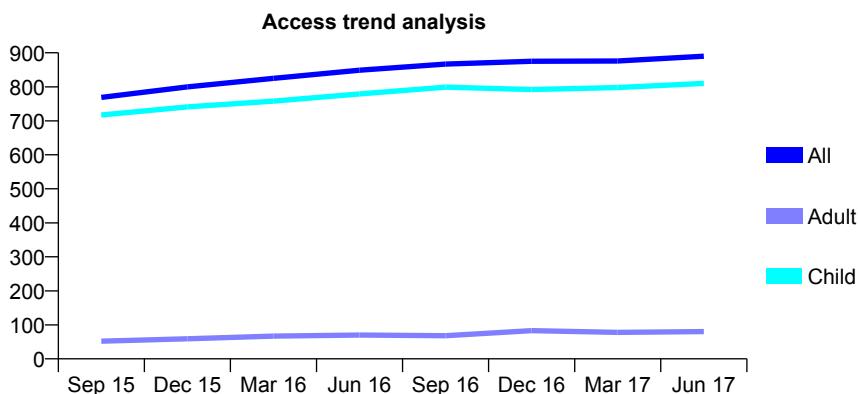
## Q69 - Vital Signs At a Glance Contract Report for 235849/0001 - June 2017

Name or company name	MR JM BROWN
Contract type name	GDS Contract
Purpose of contract	General
Contract start date	01/04/2006
Contract end date	

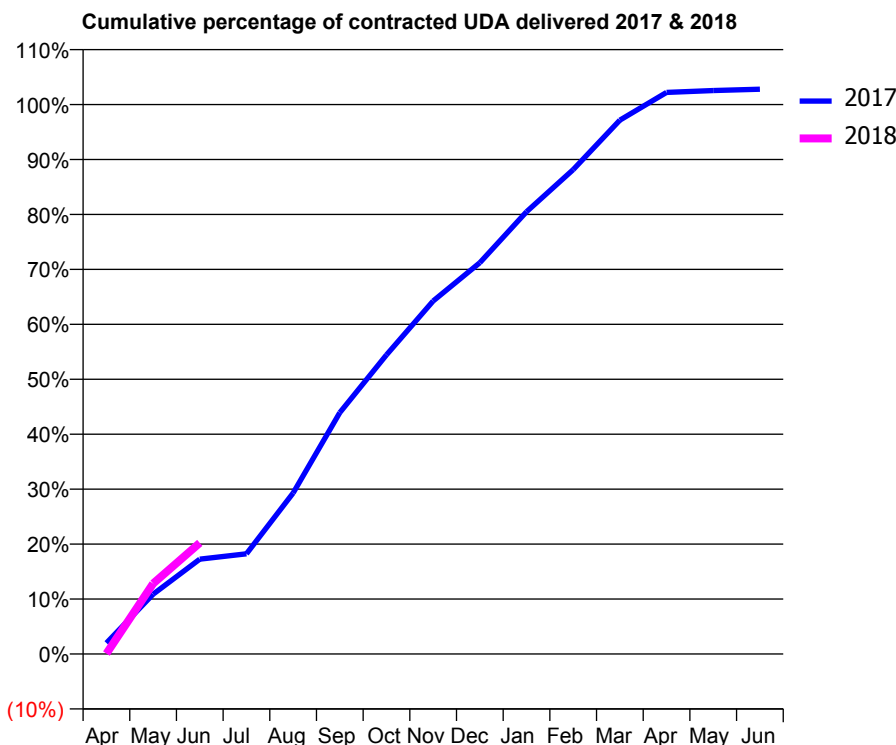
17/18 Contracted general activity (UDA)	1,254
Carry forward general activity (UDA)	0
17/18 Contracted orthodontic activity (UOA)	0
Carry forward orthodontic activity (UOA)	0
Baseline contract value	£23,360.96

### ACCESS\*

Patients seen in 24 months	Total	Change since previous quarter
Quarter ending June 2016	849	
Quarter ending September 2016	867	↑
Quarter ending December 2016	875	→
Quarter ending March 2017	876	→
Quarter ending June 2017	890	→
<b>Variance since June 2016</b>	<b>4.8%</b>	<b>↑</b>



### ACTIVITY



Month	Adjusted Scheduled Activity (UDA)	
	2017	2018
April	25	1
May	136	161
June	217	254
July	229	
August	368	
September	551	
October	683	
November	806	
December	893	
January	1,009	
February	1,105	
March	1,218	
April	1,282	
May	1,286	
June	1,289	

### QUALITY

	Quantity	Base Number	Contract	AT	Region	England
% of FP17s for the same patient ID Re-attending within 3 months - Children	11	296	3.7%	11.3%	11.6%	12.0%
% of FP17s for the same patient ID Re-attending within 3 months - Adults	0	0	N/A	15.1%	15.9%	16.0%
% of FP17s for the same patient ID Re-attending between 3 & 9 months - Children	165	296	55.7%	57.4%	60.4%	58.0%
% of FP17s for the same patient ID Re-attending between 3 & 9 months - Adults	0	0	N/A	48.4%	52.3%	50.9%
% of FP17s for Band 1 Urgent Courses	8	234	3.4%	9.6%	9.5%	9.1%
% of FP17s Relating to Free Repair or Replacements	0	234	0.0%	0.7%	0.7%	0.8%
% of FP17s Relating to Continuations	0	234	0.0%	0.8%	1.0%	1.1%
% of Patients satisfied with the dentistry they have received	0	0	N/A	92.9%	91.9%	91.7%
% of Patients satisfied with the time they had to wait for an appointment	0	0	N/A	90.0%	88.0%	88.0%

\* This is based on patients treated on this contract for their most recent course of treatment. Figures in italics indicate the base number of FP17s or Patient Questionnaire responses are less than 100. N/A is shown where the base number of responses is less than 10 during the period. % is calculated as Quantity/Base number\*100



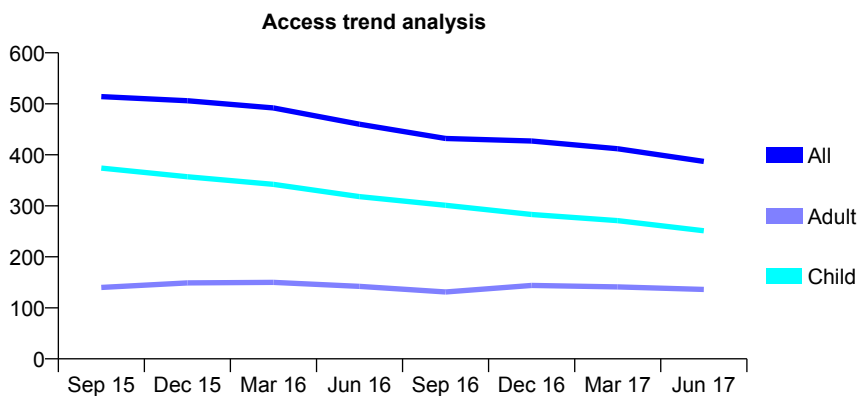
## Q69 - Vital Signs At a Glance Contract Report for 237558/0001 - June 2017

Name or company name	MR AS TIERNEY
Contract type name	GDS Contract
Purpose of contract	General
Contract start date	02/07/2012
Contract end date	

17/18 Contracted general activity (UDA)	938
Carry forward general activity (UDA)	0
17/18 Contracted orthodontic activity (UOA)	0
Carry forward orthodontic activity (UOA)	0
Baseline contract value	£16,865.06

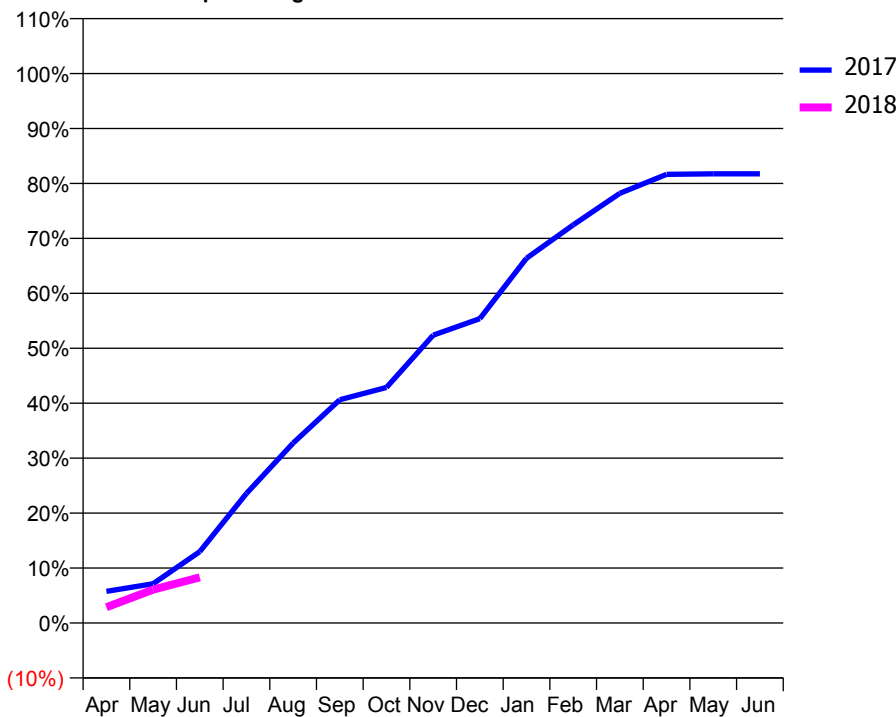
### ACCESS\*

Patients seen in 24 months	Total	Change since previous quarter
Quarter ending June 2016	460	
Quarter ending September 2016	432	↓
Quarter ending December 2016	427	↓
Quarter ending March 2017	412	↓
Quarter ending June 2017	387	↓
<b>Variance since June 2016</b>	<b>(15.9%)</b>	<b>↓</b>



### ACTIVITY

**Cumulative percentage of contracted UDA delivered 2017 & 2018**



**Adjusted Scheduled Activity (UDA)**

Month	2017	2018
April	54	27
May	67	57
June	122	78
July	221	
August	307	
September	381	
October	402	
November	491	
December	520	
January	623	
February	680	
March	734	
April	766	
May	767	
June	767	

### QUALITY

	Quantity	Base Number	Contract	AT	Region	England
% of FP17s for the same patient ID Re-attending within 3 months - Children	1	63	1.6%	11.3%	11.6%	12.0%
% of FP17s for the same patient ID Re-attending within 3 months - Adults	2	20	10.0%	15.1%	15.9%	16.0%
% of FP17s for the same patient ID Re-attending between 3 & 9 months - Children	51	63	81.0%	57.4%	60.4%	58.0%
% of FP17s for the same patient ID Re-attending between 3 & 9 months - Adults	15	20	75.0%	48.4%	52.3%	50.9%
% of FP17s for Band 1 Urgent Courses	0	58	0.0%	9.6%	9.5%	9.1%
% of FP17s Relating to Free Repair or Replacements	0	58	0.0%	0.7%	0.7%	0.8%
% of FP17s Relating to Continuations	0	58	0.0%	0.8%	1.0%	1.1%
% of Patients satisfied with the dentistry they have received	0	0	N/A	92.9%	91.9%	91.7%
% of Patients satisfied with the time they had to wait for an appointment	0	0	N/A	90.0%	88.0%	88.0%

\* This is based on patients treated on this contract for their most recent course of treatment. Figures in italics indicate the base number of FP17s or Patient Questionnaire responses are less than 100. N/A is shown where the base number of responses is less than 10 during the period. % is calculated as Quantity/Base number\*100

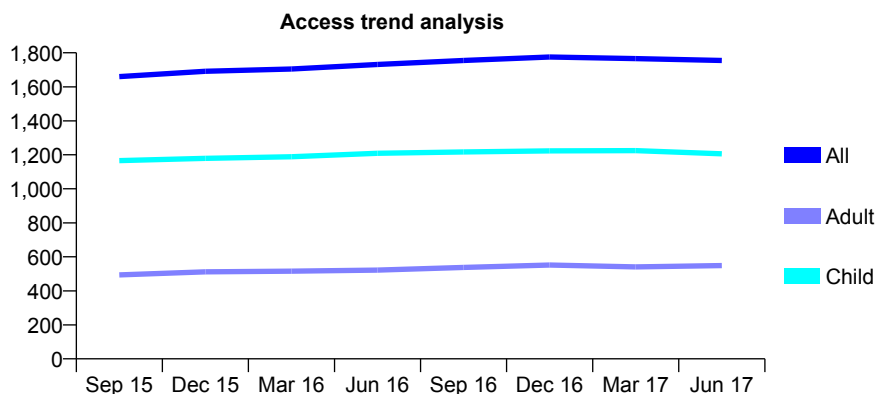
## Q69 - Vital Signs At a Glance Contract Report for 237620/0001 - June 2017

Name or company name	MISS NJ BEARDSLEY
Contract type name	GDS Contract
Purpose of contract	General
Contract start date	01/04/2006
Contract end date	

17/18 Contracted general activity (UDA)	5,732
Carry forward general activity (UDA)	0
17/18 Contracted orthodontic activity (UOA)	0
Carry forward orthodontic activity (UOA)	0
Baseline contract value	£147,970.69

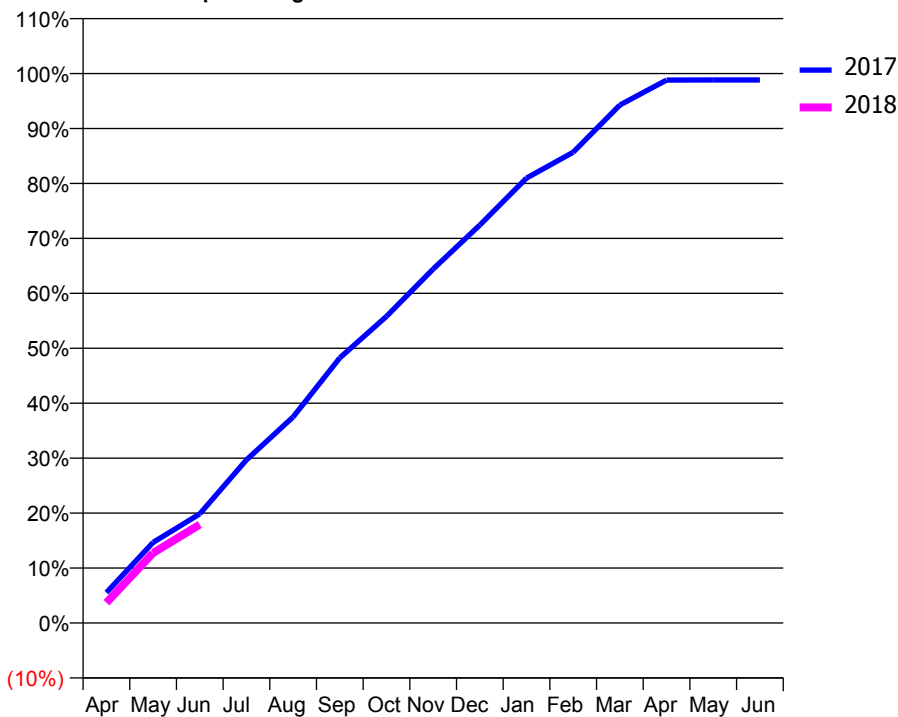
### ACCESS\*

Patients seen in 24 months	Total	Change since previous quarter
Quarter ending June 2016	1,731	
Quarter ending September 2016	1,755	→
Quarter ending December 2016	1,775	→
Quarter ending March 2017	1,766	→
Quarter ending June 2017	1,755	→
<b>Variance since June 2016</b>	<b>1.4%</b>	<b>→</b>



### ACTIVITY

Cumulative percentage of contracted UDA delivered 2017 & 2018



Month	Adjusted Scheduled Activity (UDA)	
	2017	2018
April	318	212
May	841	732
June	1,138	1,028
July	1,701	
August	2,150	
September	2,766	
October	3,198	
November	3,692	
December	4,152	
January	4,641	
February	4,911	
March	5,403	
April	5,664	
May	5,665	
June	5,665	

### QUALITY

	Quantity	Base Number	Contract	AT	Region	England
% of FP17s for the same patient ID Re-attending within 3 months - Children	38	466	8.2%	11.3%	11.6%	12.0%
% of FP17s for the same patient ID Re-attending within 3 months - Adults	21	140	15.0%	15.1%	15.9%	16.0%
% of FP17s for the same patient ID Re-attending between 3 & 9 months - Children	317	466	68.0%	57.4%	60.4%	58.0%
% of FP17s for the same patient ID Re-attending between 3 & 9 months - Adults	94	140	67.1%	48.4%	52.3%	50.9%
% of FP17s for Band 1 Urgent Courses	14	506	2.8%	9.6%	9.5%	9.1%
% of FP17s Relating to Free Repair or Replacements	1	506	0.2%	0.7%	0.7%	0.8%
% of FP17s Relating to Continuations	7	506	1.4%	0.8%	1.0%	1.1%
% of Patients satisfied with the dentistry they have received	5	5	N/A	92.9%	91.9%	91.7%
% of Patients satisfied with the time they had to wait for an appointment	5	5	N/A	90.0%	88.0%	88.0%

\* This is based on patients treated on this contract for their most recent course of treatment. Figures in italics indicate the base number of FP17s or Patient Questionnaire responses are less than 100. N/A is shown where the base number of responses is less than 10 during the period. % is calculated as Quantity/Base number\*100

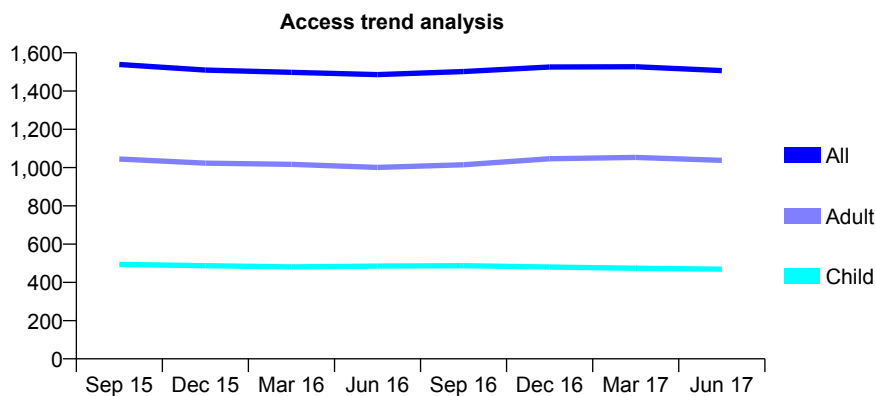
## Q69 - Vital Signs At a Glance Contract Report for 238082/0001 - June 2017

Name or company name	MR SK GRAY
Contract type name	GDS Contract
Purpose of contract	General
Contract start date	01/04/2006
Contract end date	

17/18 Contracted general activity (UDA)	3,750
Carry forward general activity (UDA)	0
17/18 Contracted orthodontic activity (UOA)	0
Carry forward orthodontic activity (UOA)	0
Baseline contract value	£88,675.66

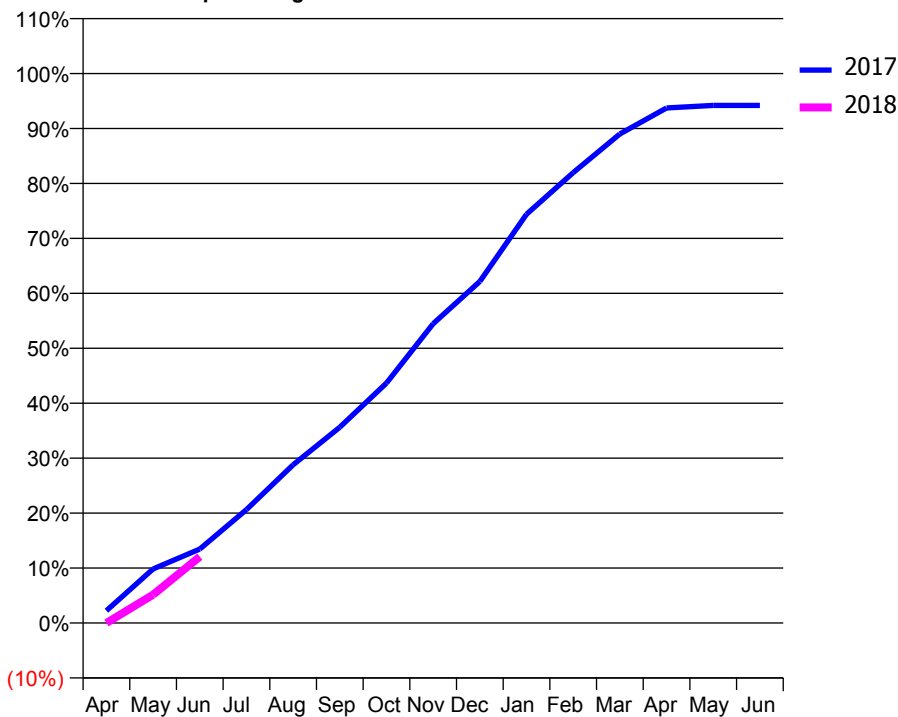
### ACCESS\*

Patients seen in 24 months	Total	Change since previous quarter
Quarter ending June 2016	1,486	
Quarter ending September 2016	1,502	→
Quarter ending December 2016	1,526	→
Quarter ending March 2017	1,527	→
Quarter ending June 2017	1,507	↓
<b>Variance since June 2016</b>	<b>1.4%</b>	<b>→</b>



### ACTIVITY

Cumulative percentage of contracted UDA delivered 2017 & 2018



Month	Adjusted Scheduled Activity (UDA)	
	2017	2018
April	84	0
May	369	194
June	505	452
July	774	
August	1,080	
September	1,337	
October	1,637	
November	2,042	
December	2,331	
January	2,790	
February	3,074	
March	3,337	
April	3,515	
May	3,532	
June	3,532	

### QUALITY

	Quantity	Base Number	Contract	AT	Region	England
% of FP17s for the same patient ID Re-attending within 3 months - Children	2	122	1.6%	11.3%	11.6%	12.0%
% of FP17s for the same patient ID Re-attending within 3 months - Adults	32	296	10.8%	15.1%	15.9%	16.0%
% of FP17s for the same patient ID Re-attending between 3 & 9 months - Children	80	122	65.6%	57.4%	60.4%	58.0%
% of FP17s for the same patient ID Re-attending between 3 & 9 months - Adults	185	296	62.5%	48.4%	52.3%	50.9%
% of FP17s for Band 1 Urgent Courses	11	301	3.7%	9.6%	9.5%	9.1%
% of FP17s Relating to Free Repair or Replacements	0	301	0.0%	0.7%	0.7%	0.8%
% of FP17s Relating to Continuations	1	301	0.3%	0.8%	1.0%	1.1%
% of Patients satisfied with the dentistry they have received	3	5	N/A	92.9%	91.9%	91.7%
% of Patients satisfied with the time they had to wait for an appointment	4	5	N/A	90.0%	88.0%	88.0%

\* This is based on patients treated on this contract for their most recent course of treatment. Figures in italics indicate the base number of FP17s or Patient Questionnaire responses are less than 100. N/A is shown where the base number of responses is less than 10 during the period. % is calculated as Quantity/Base number\*100

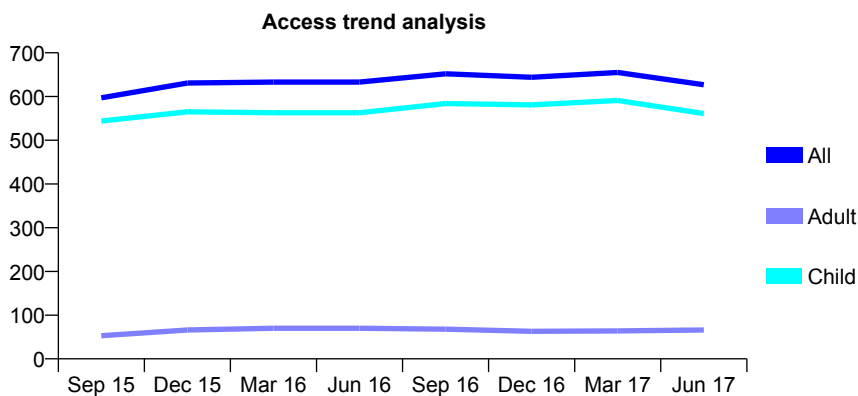
## Q69 - Vital Signs At a Glance Contract Report for 239275/0001 - June 2017

Name or company name	MR EP HEMS
Contract type name	GDS Contract
Purpose of contract	General
Contract start date	01/04/2006
Contract end date	

17/18 Contracted general activity (UDA)	870
Carry forward general activity (UDA)	0
17/18 Contracted orthodontic activity (UOA)	0
Carry forward orthodontic activity (UOA)	0
Baseline contract value	£20,566.29

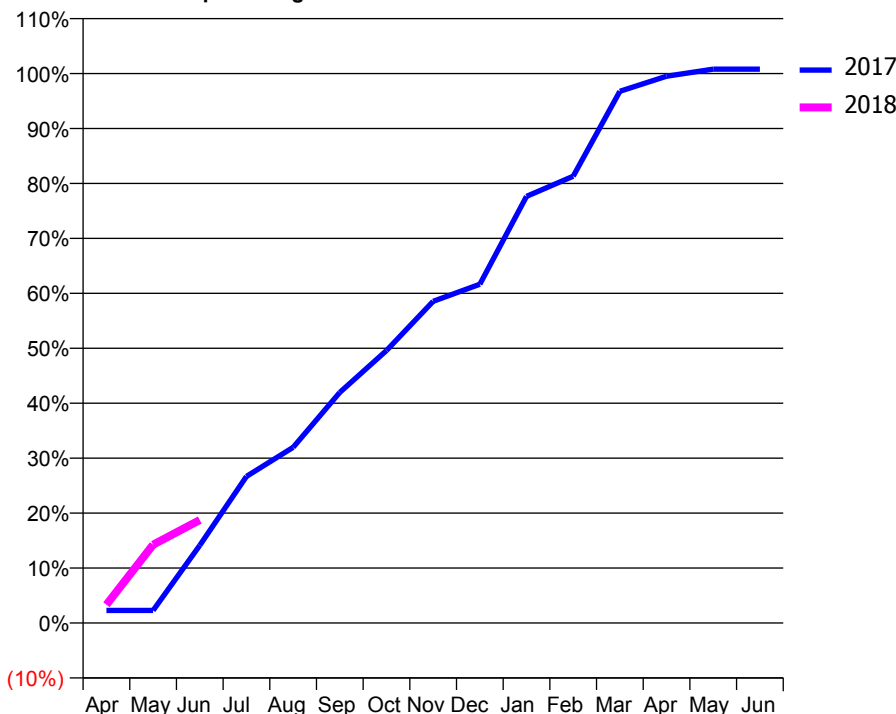
### ACCESS\*

Patients seen in 24 months	Total	Change since previous quarter
Quarter ending June 2016	633	
Quarter ending September 2016	652	↑
Quarter ending December 2016	644	↓
Quarter ending March 2017	655	→
Quarter ending June 2017	627	↓
<b>Variance since June 2016</b>	<b>(0.9%)</b>	→



### ACTIVITY

Cumulative percentage of contracted UDA delivered 2017 & 2018



Month	Adjusted Scheduled Activity (UDA)	
	2017	2018
April	20	29
May	20	124
June	123	163
July	232	
August	278	
September	365	
October	431	
November	509	
December	536	
January	675	
February	707	
March	842	
April	866	
May	877	
June	877	

### QUALITY

	Quantity	Base Number	Contract	AT	Region	England
% of FP17s for the same patient ID Re-attending within 3 months - Children	6	152	3.9%	11.3%	11.6%	12.0%
% of FP17s for the same patient ID Re-attending within 3 months - Adults	0	0	N/A	15.1%	15.9%	16.0%
% of FP17s for the same patient ID Re-attending between 3 & 9 months - Children	79	152	52.0%	57.4%	60.4%	58.0%
% of FP17s for the same patient ID Re-attending between 3 & 9 months - Adults	0	0	N/A	48.4%	52.3%	50.9%
% of FP17s for Band 1 Urgent Courses	0	127	0.0%	9.6%	9.5%	9.1%
% of FP17s Relating to Free Repair or Replacements	0	127	0.0%	0.7%	0.7%	0.8%
% of FP17s Relating to Continuations	1	127	0.8%	0.8%	1.0%	1.1%
% of Patients satisfied with the dentistry they have received	0	0	N/A	92.9%	91.9%	91.7%
% of Patients satisfied with the time they had to wait for an appointment	0	0	N/A	90.0%	88.0%	88.0%

\* This is based on patients treated on this contract for their most recent course of treatment. Figures in italics indicate the base number of FP17s or Patient Questionnaire responses are less than 100. N/A is shown where the base number of responses is less than 10 during the period. % is calculated as Quantity/Base number\*100

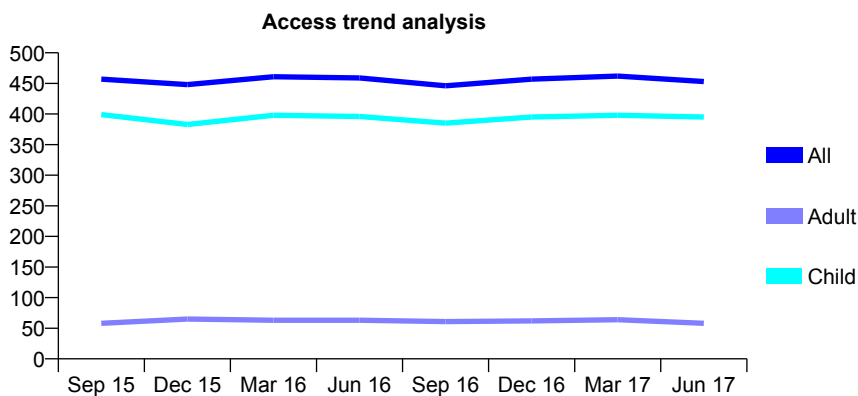
## Q69 - Vital Signs At a Glance Contract Report for 244287/0001 - June 2017

Name or company name	MR CR HARRIS
Contract type name	GDS Contract
Purpose of contract	General
Contract start date	01/04/2006
Contract end date	

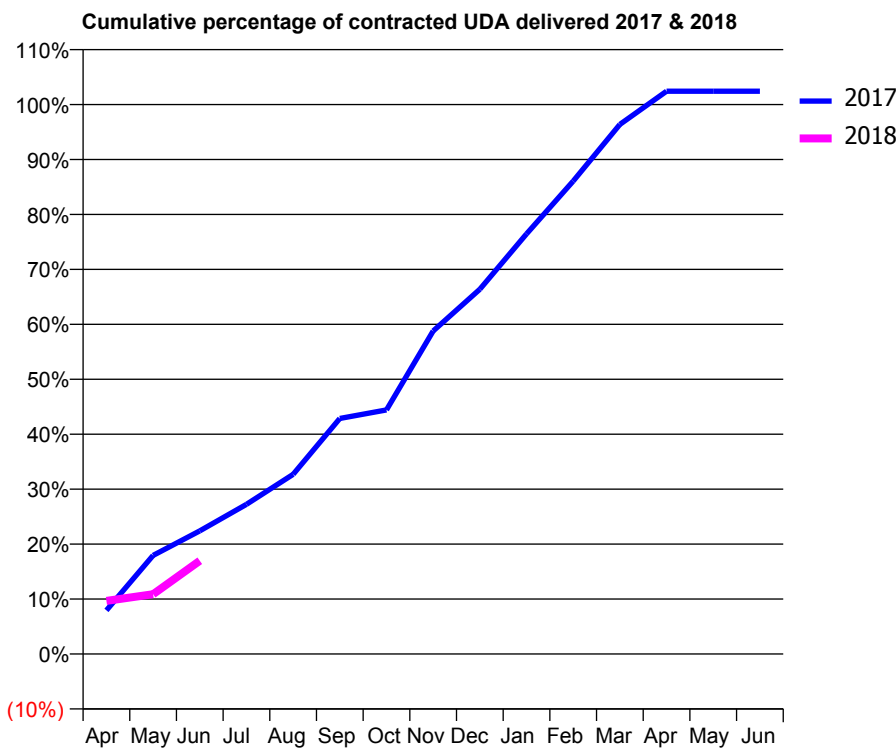
17/18 Contracted general activity (UDA)	1,083
Carry forward general activity (UDA)	0
17/18 Contracted orthodontic activity (UOA)	0
Carry forward orthodontic activity (UOA)	0
Baseline contract value	£23,211.73

### ACCESS\*

Patients seen in 24 months	Total	Change since previous quarter
Quarter ending June 2016	459	
Quarter ending September 2016	446	↓
Quarter ending December 2016	457	↑
Quarter ending March 2017	462	→
Quarter ending June 2017	453	↓
<b>Variance since June 2016</b>	<b>(1.3%)</b>	<b>↓</b>



### ACTIVITY



Month	Adjusted Scheduled Activity (UDA)	
	2017	2018
April	86	105
May	194	118
June	243	184
July	295	
August	354	
September	464	
October	481	
November	637	
December	719	
January	828	
February	932	
March	1,044	
April	1,109	
May	1,109	
June	1,109	

### QUALITY

	Quantity	Base Number	Contract	AT	Region	England
% of FP17s for the same patient ID Re-attending within 3 months - Children	7	143	4.9%	11.3%	11.6%	12.0%
% of FP17s for the same patient ID Re-attending within 3 months - Adults	2	10	20.0%	15.1%	15.9%	16.0%
% of FP17s for the same patient ID Re-attending between 3 & 9 months - Children	93	143	65.0%	57.4%	60.4%	58.0%
% of FP17s for the same patient ID Re-attending between 3 & 9 months - Adults	8	10	80.0%	48.4%	52.3%	50.9%
% of FP17s for Band 1 Urgent Courses	4	124	3.2%	9.6%	9.5%	9.1%
% of FP17s Relating to Free Repair or Replacements	0	124	0.0%	0.7%	0.7%	0.8%
% of FP17s Relating to Continuations	2	124	1.6%	0.8%	1.0%	1.1%
% of Patients satisfied with the dentistry they have received	1	1	N/A	92.9%	91.9%	91.7%
% of Patients satisfied with the time they had to wait for an appointment	1	1	N/A	90.0%	88.0%	88.0%

\* This is based on patients treated on this contract for their most recent course of treatment. Figures in italics indicate the base number of FP17s or Patient Questionnaire responses are less than 100. N/A is shown where the base number of responses is less than 10 during the period. % is calculated as Quantity/Base number\*100

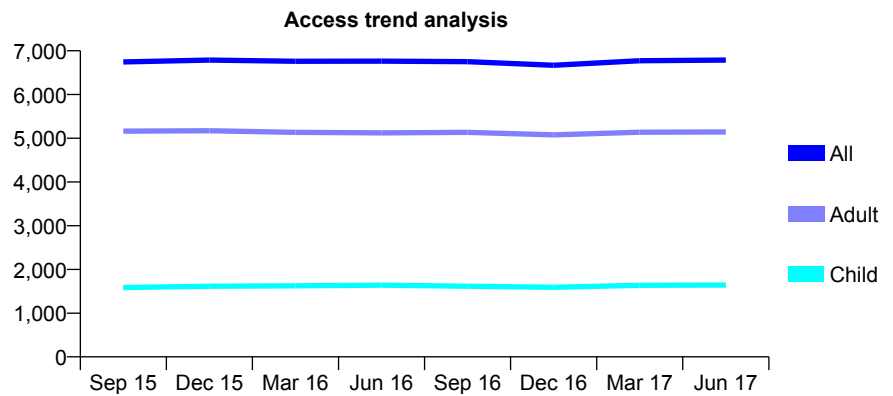
## Q69 - Vital Signs At a Glance Contract Report for 250511/0001 - June 2017

Name or company name	Mr BS Degun and Mr DS Jheeta
Contract type name	GDS Contract
Purpose of contract	General
Contract start date	01/04/2006
Contract end date	

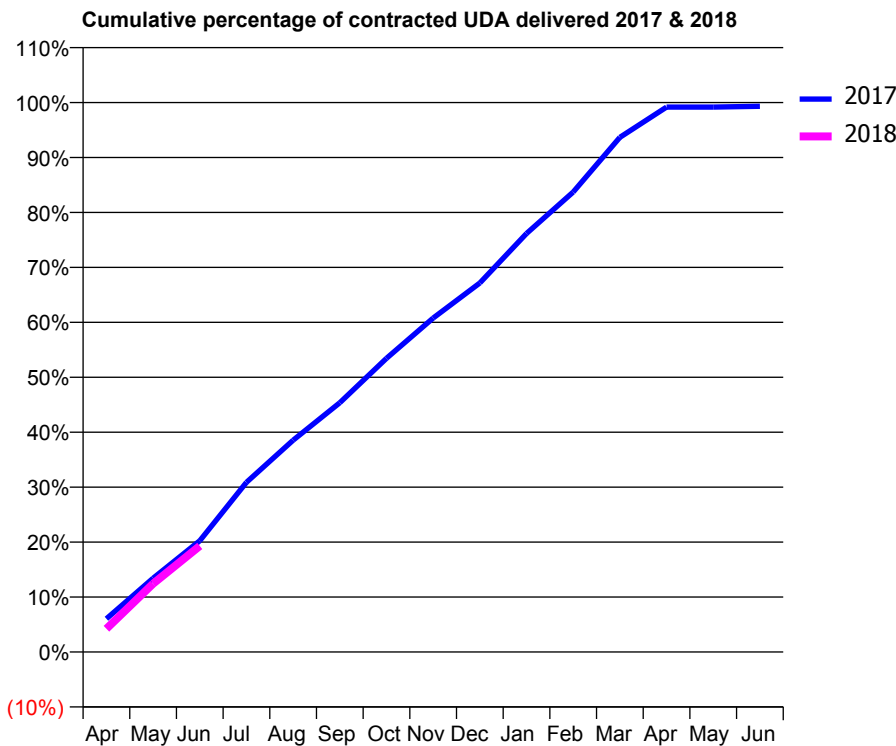
17/18 Contracted general activity (UDA)	21,463
Carry forward general activity (UDA)	0
17/18 Contracted orthodontic activity (UOA)	0
Carry forward orthodontic activity (UOA)	0
Baseline contract value	£536,256.61

### ACCESS\*

Patients seen in 24 months	Total	Change since previous quarter
Quarter ending June 2016	6,764	
Quarter ending September 2016	6,751	→
Quarter ending December 2016	6,670	↓
Quarter ending March 2017	6,773	→
Quarter ending June 2017	6,788	→
<b>Variance since June 2016</b>	<b>0.4%</b>	<b>→</b>



### ACTIVITY



Month	Adjusted Scheduled Activity (UDA)	
	2017	2018
April	1,302	909
May	2,885	2,670
June	4,346	4,144
July	6,629	
August	8,274	
September	9,735	
October	11,473	
November	13,044	
December	14,414	
January	16,347	
February	17,967	
March	20,101	
April	21,283	
May	21,286	
June	21,313	

### QUALITY

	Quantity	Base Number	Contract	AT	Region	England
% of FP17s for the same patient ID Re-attending within 3 months - Children	45	563	8.0%	11.3%	11.6%	12.0%
% of FP17s for the same patient ID Re-attending within 3 months - Adults	180	1,464	12.3%	15.1%	15.9%	16.0%
% of FP17s for the same patient ID Re-attending between 3 & 9 months - Children	330	563	58.6%	57.4%	60.4%	58.0%
% of FP17s for the same patient ID Re-attending between 3 & 9 months - Adults	705	1,464	48.2%	48.4%	52.3%	50.9%
% of FP17s for Band 1 Urgent Courses	131	1,651	7.9%	9.6%	9.5%	9.1%
% of FP17s Relating to Free Repair or Replacements	7	1,651	0.4%	0.7%	0.7%	0.8%
% of FP17s Relating to Continuations	5	1,651	0.3%	0.8%	1.0%	1.1%
% of Patients satisfied with the dentistry they have received	10	11	90.9%	92.9%	91.9%	91.7%
% of Patients satisfied with the time they had to wait for an appointment	9	11	81.8%	90.0%	88.0%	88.0%

\* This is based on patients treated on this contract for their most recent course of treatment. Figures in italics indicate the base number of FP17s or Patient Questionnaire responses are less than 100. N/A is shown where the base number of responses is less than 10 during the period. % is calculated as Quantity/Base number\*100

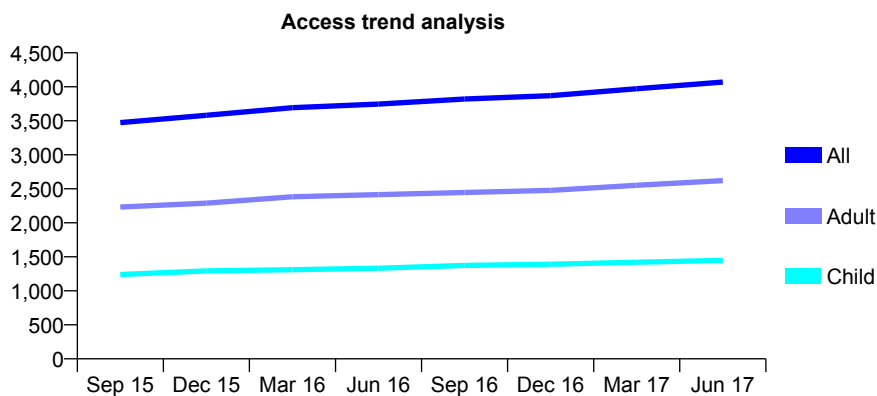
## Q69 - Vital Signs At a Glance Contract Report for 250929/0001 - June 2017

Name or company name	MR JS GILL
Contract type name	GDS Contract
Purpose of contract	General
Contract start date	01/04/2006
Contract end date	

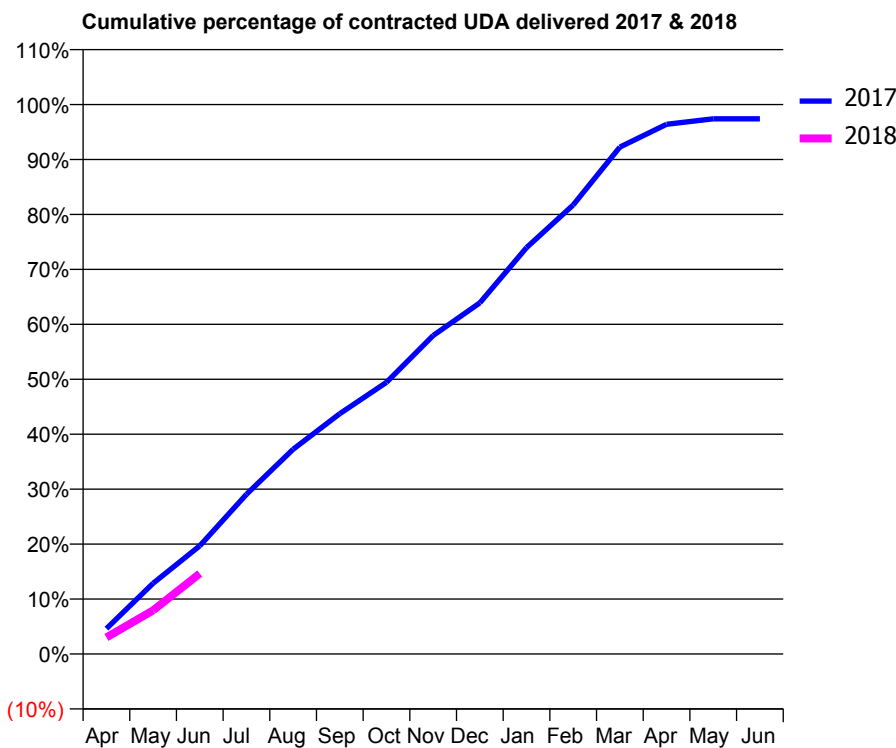
17/18 Contracted general activity (UDA)	15,780
Carry forward general activity (UDA)	0
17/18 Contracted orthodontic activity (UOA)	0
Carry forward orthodontic activity (UOA)	0
Baseline contract value	£486,871.41

### ACCESS\*

Patients seen in 24 months	Total	Change since previous quarter
Quarter ending June 2016	3,747	
Quarter ending September 2016	3,820	→
Quarter ending December 2016	3,870	→
Quarter ending March 2017	3,972	↑
Quarter ending June 2017	4,070	↑
<b>Variance since June 2016</b>	<b>8.6%</b>	<b>↑</b>



### ACTIVITY



Month	Adjusted Scheduled Activity (UDA)	
	2017	2018
April	731	476
May	2,033	1,256
June	3,106	2,311
July	4,586	
August	5,882	
September	6,901	
October	7,801	
November	9,146	
December	10,084	
January	11,671	
February	12,894	
March	14,556	
April	15,211	
May	15,370	
June	15,371	

### QUALITY

	Quantity	Base Number	Contract	AT	Region	England
% of FP17s for the same patient ID Re-attending within 3 months - Children	31	516	6.0%	11.3%	11.6%	12.0%
% of FP17s for the same patient ID Re-attending within 3 months - Adults	90	746	12.1%	15.1%	15.9%	16.0%
% of FP17s for the same patient ID Re-attending between 3 & 9 months - Children	334	516	64.7%	57.4%	60.4%	58.0%
% of FP17s for the same patient ID Re-attending between 3 & 9 months - Adults	325	746	43.6%	48.4%	52.3%	50.9%
% of FP17s for Band 1 Urgent Courses	149	1,036	14.4%	9.6%	9.5%	9.1%
% of FP17s Relating to Free Repair or Replacements	14	1,036	1.4%	0.7%	0.7%	0.8%
% of FP17s Relating to Continuations	4	1,036	0.4%	0.8%	1.0%	1.1%
% of Patients satisfied with the dentistry they have received	5	5	N/A	92.9%	91.9%	91.7%
% of Patients satisfied with the time they had to wait for an appointment	5	5	N/A	90.0%	88.0%	88.0%

\* This is based on patients treated on this contract for their most recent course of treatment. Figures in italics indicate the base number of FP17s or Patient Questionnaire responses are less than 100. N/A is shown where the base number of responses is less than 10 during the period. % is calculated as Quantity/Base number\*100

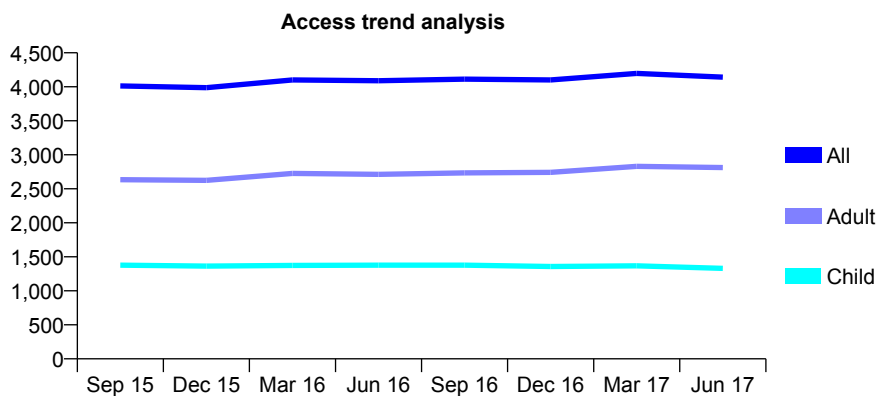
## Q69 - Vital Signs At a Glance Contract Report for 253359/0001 - June 2017

Name or company name	MR MA LADAK
Contract type name	GDS Contract
Purpose of contract	General
Contract start date	01/04/2006
Contract end date	

17/18 Contracted general activity (UDA)	11,021
Carry forward general activity (UDA)	0
17/18 Contracted orthodontic activity (UOA)	0
Carry forward orthodontic activity (UOA)	0
Baseline contract value	£351,541.37

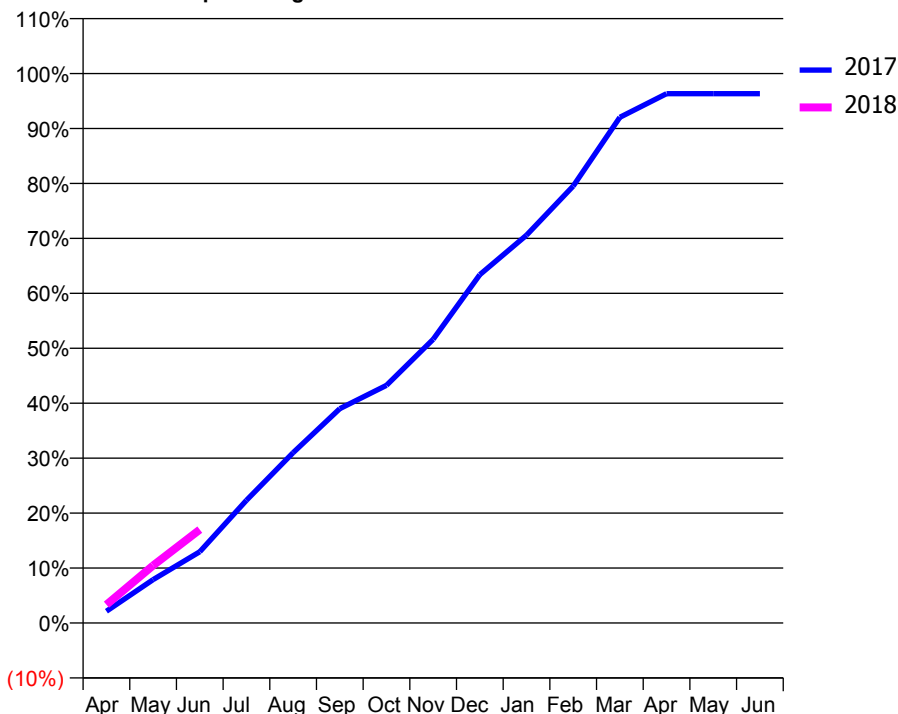
### ACCESS\*

Patients seen in 24 months	Total	Change since previous quarter
Quarter ending June 2016	4,090	
Quarter ending September 2016	4,113	→
Quarter ending December 2016	4,101	→
Quarter ending March 2017	4,198	↑
Quarter ending June 2017	4,142	↓
<b>Variance since June 2016</b>	<b>1.3%</b>	<b>→</b>



### ACTIVITY

Cumulative percentage of contracted UDA delivered 2017 & 2018



Month	Adjusted Scheduled Activity (UDA)	
	2017	2018
April	236	369
May	871	1,153
June	1,430	1,873
July	2,462	
August	3,416	
September	4,300	
October	4,768	
November	5,691	
December	6,987	
January	7,778	
February	8,762	
March	10,144	
April	10,617	
May	10,617	
June	10,617	

### QUALITY

	Quantity	Base Number	Contract	AT	Region	England
% of FP17s for the same patient ID Re-attending within 3 months - Children	40	465	8.6%	11.3%	11.6%	12.0%
% of FP17s for the same patient ID Re-attending within 3 months - Adults	116	853	13.6%	15.1%	15.9%	16.0%
% of FP17s for the same patient ID Re-attending between 3 & 9 months - Children	317	465	68.2%	57.4%	60.4%	58.0%
% of FP17s for the same patient ID Re-attending between 3 & 9 months - Adults	496	853	58.1%	48.4%	52.3%	50.9%
% of FP17s for Band 1 Urgent Courses	83	1,079	7.7%	9.6%	9.5%	9.1%
% of FP17s Relating to Free Repair or Replacements	4	1,079	0.4%	0.7%	0.7%	0.8%
% of FP17s Relating to Continuations	21	1,079	1.9%	0.8%	1.0%	1.1%
% of Patients satisfied with the dentistry they have received	4	4	N/A	92.9%	91.9%	91.7%
% of Patients satisfied with the time they had to wait for an appointment	4	4	N/A	90.0%	88.0%	88.0%

\* This is based on patients treated on this contract for their most recent course of treatment. Figures in italics indicate the base number of FP17s or Patient Questionnaire responses are less than 100. N/A is shown where the base number of responses is less than 10 during the period. % is calculated as Quantity/Base number\*100



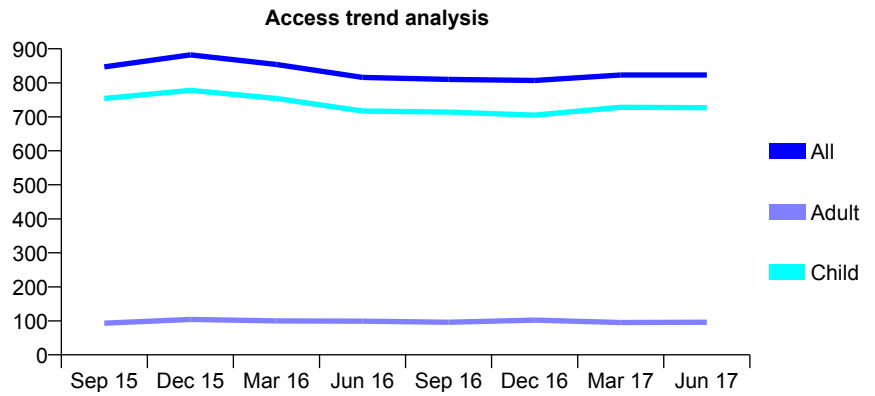
## Q69 - Vital Signs At a Glance Contract Report for 253731/0001 - June 2017

Name or company name	MR V KUMAR
Contract type name	GDS Contract
Purpose of contract	General
Contract start date	01/04/2006
Contract end date	

17/18 Contracted general activity (UDA)	1,570
Carry forward general activity (UDA)	0
17/18 Contracted orthodontic activity (UOA)	0
Carry forward orthodontic activity (UOA)	0
Baseline contract value	£40,512.47

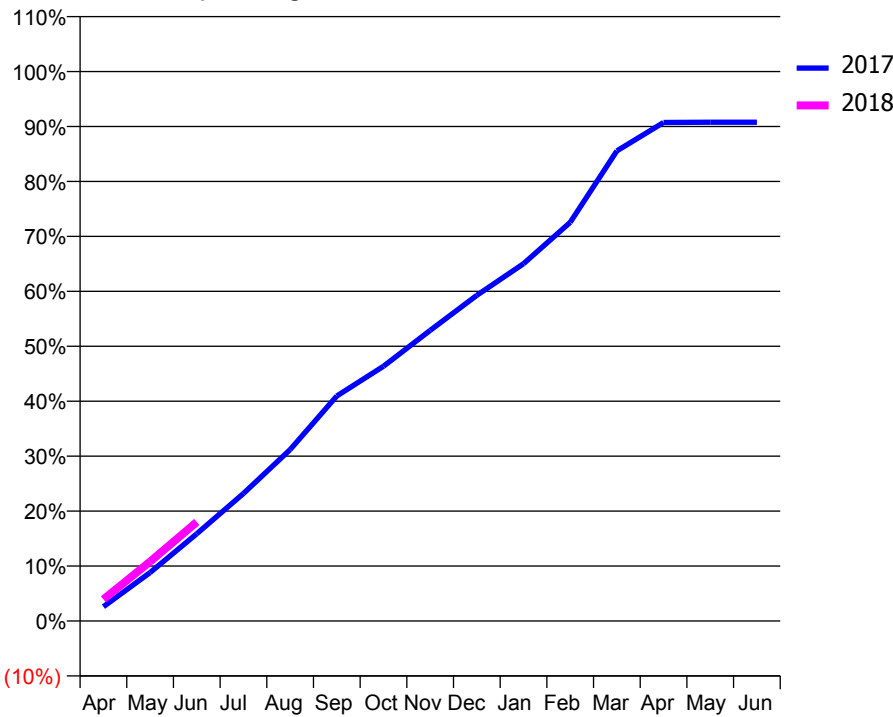
### ACCESS\*

Patients seen in 24 months	Total	Change since previous quarter
Quarter ending June 2016	816	
Quarter ending September 2016	810	→
Quarter ending December 2016	807	→
Quarter ending March 2017	823	→
Quarter ending June 2017	823	→
<b>Variance since June 2016</b>	<b>0.9%</b>	<b>→</b>



### ACTIVITY

Cumulative percentage of contracted UDA delivered 2017 & 2018



Month	Adjusted Scheduled Activity (UDA)	
	2017	2018
April	41	62
May	139	170
June	249	283
July	364	
August	490	
September	643	
October	728	
November	830	
December	931	
January	1,021	
February	1,139	
March	1,343	
April	1,424	
May	1,425	
June	1,425	

### QUALITY

	Quantity	Base Number	Contract	AT	Region	England
% of FP17s for the same patient ID Re-attending within 3 months - Children	20	295	6.8%	11.3%	11.6%	12.0%
% of FP17s for the same patient ID Re-attending within 3 months - Adults	1	13	7.7%	15.1%	15.9%	16.0%
% of FP17s for the same patient ID Re-attending between 3 & 9 months - Children	207	295	70.2%	57.4%	60.4%	58.0%
% of FP17s for the same patient ID Re-attending between 3 & 9 months - Adults	7	13	53.8%	48.4%	52.3%	50.9%
% of FP17s for Band 1 Urgent Courses	10	235	4.3%	9.6%	9.5%	9.1%
% of FP17s Relating to Free Repair or Replacements	0	235	0.0%	0.7%	0.7%	0.8%
% of FP17s Relating to Continuations	5	235	2.1%	0.8%	1.0%	1.1%
% of Patients satisfied with the dentistry they have received	1	1	N/A	92.9%	91.9%	91.7%
% of Patients satisfied with the time they had to wait for an appointment	1	1	N/A	90.0%	88.0%	88.0%

\* This is based on patients treated on this contract for their most recent course of treatment. Figures in italics indicate the base number of FP17s or Patient Questionnaire responses are less than 100. N/A is shown where the base number of responses is less than 10 during the period. % is calculated as Quantity/Base number\*100

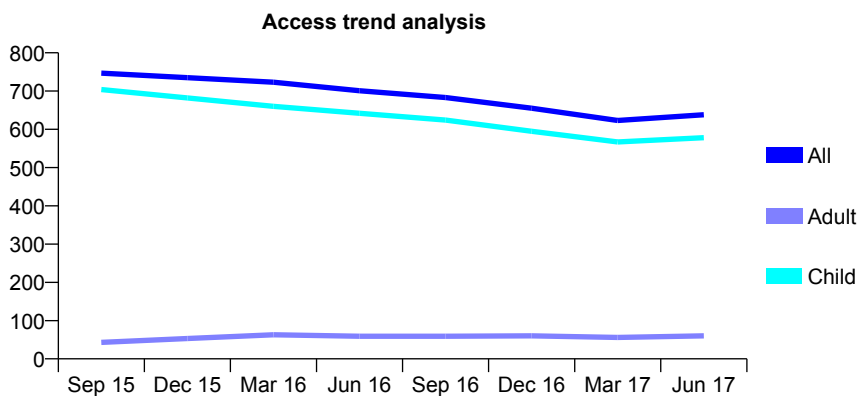
## Q69 - Vital Signs At a Glance Contract Report for 257273/0001 - June 2017

Name or company name	MR NP ARNOLD
Contract type name	GDS Contract
Purpose of contract	General
Contract start date	01/04/2006
Contract end date	

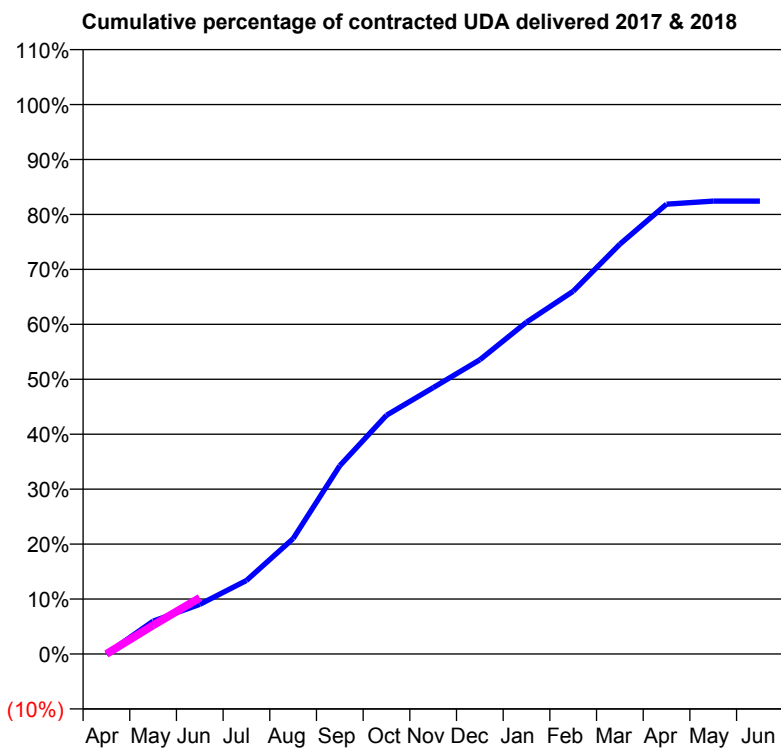
17/18 Contracted general activity (UDA)	1,246
Carry forward general activity (UDA)	0
17/18 Contracted orthodontic activity (UOA)	0
Carry forward orthodontic activity (UOA)	0
Baseline contract value	£24,011.42

### ACCESS\*

Patients seen in 24 months	Total	Change since previous quarter
Quarter ending June 2016	701	
Quarter ending September 2016	683	↓
Quarter ending December 2016	655	↓
Quarter ending March 2017	623	↓
Quarter ending June 2017	638	↑
<b>Variance since June 2016</b>	<b>(9.0%)</b>	<b>↓</b>



### ACTIVITY



Month	Adjusted Scheduled Activity (UDA)	
	2017	2018
April	0	0
May	74	65
June	113	127
July	167	
August	262	
September	427	
October	541	
November	604	
December	667	
January	752	
February	823	
March	929	
April	1,020	
May	1,027	
June	1,027	

### QUALITY

	Quantity	Base Number	Contract	AT	Region	England
% of FP17s for the same patient ID Re-attending within 3 months - Children	6	199	3.0%	11.3%	11.6%	12.0%
% of FP17s for the same patient ID Re-attending within 3 months - Adults	0	1	0.0%	15.1%	15.9%	16.0%
% of FP17s for the same patient ID Re-attending between 3 & 9 months - Children	110	199	55.3%	57.4%	60.4%	58.0%
% of FP17s for the same patient ID Re-attending between 3 & 9 months - Adults	0	1	0.0%	48.4%	52.3%	50.9%
% of FP17s for Band 1 Urgent Courses	2	113	1.8%	9.6%	9.5%	9.1%
% of FP17s Relating to Free Repair or Replacements	0	113	0.0%	0.7%	0.7%	0.8%
% of FP17s Relating to Continuations	0	113	0.0%	0.8%	1.0%	1.1%
% of Patients satisfied with the dentistry they have received	1	1	N/A	92.9%	91.9%	91.7%
% of Patients satisfied with the time they had to wait for an appointment	1	1	N/A	90.0%	88.0%	88.0%

\* This is based on patients treated on this contract for their most recent course of treatment. Figures in italics indicate the base number of FP17s or Patient Questionnaire responses are less than 100. N/A is shown where the base number of responses is less than 10 during the period. % is calculated as Quantity/Base number\*100

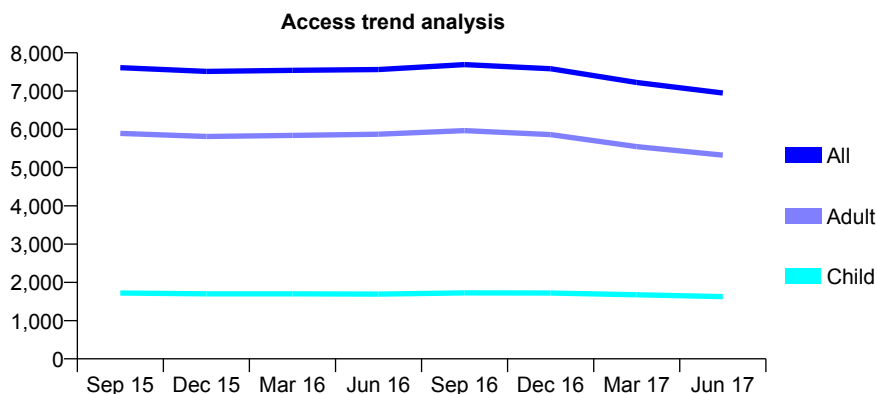
## Q69 - Vital Signs At a Glance Contract Report for 258989/0001 - June 2017

Name or company name	MR AA CUMMING
Contract type name	GDS Contract
Purpose of contract	General
Contract start date	01/04/2006
Contract end date	

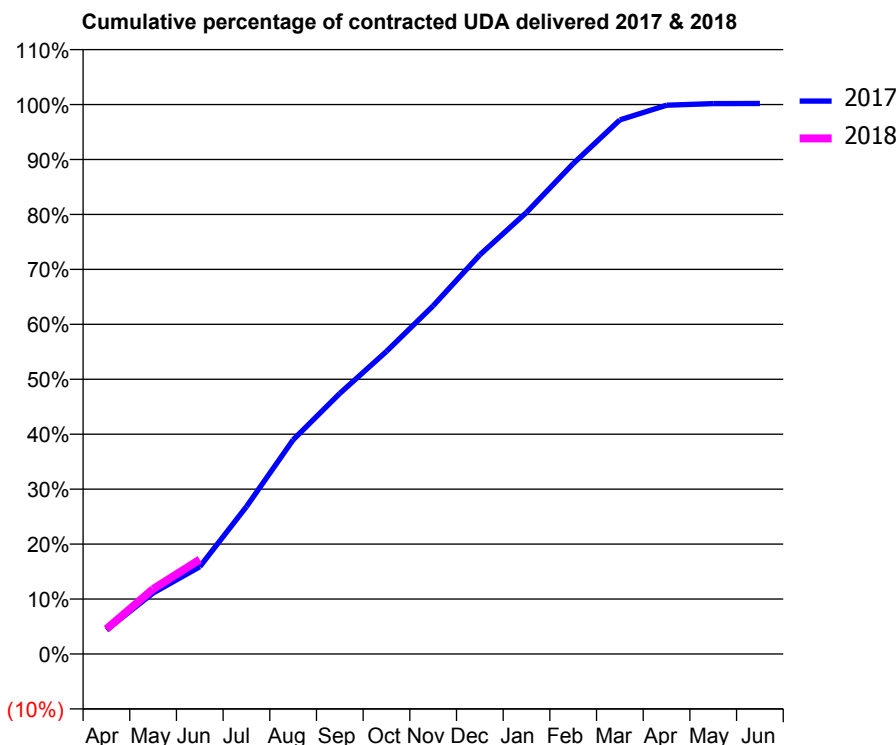
17/18 Contracted general activity (UDA)	19,500
Carry forward general activity (UDA)	0
17/18 Contracted orthodontic activity (UOA)	0
Carry forward orthodontic activity (UOA)	0
Baseline contract value	£607,050.17

### ACCESS\*

Patients seen in 24 months	Total	Change since previous quarter
Quarter ending June 2016	7,564	
Quarter ending September 2016	7,690	→
Quarter ending December 2016	7,582	↓
Quarter ending March 2017	7,223	↓
Quarter ending June 2017	6,950	↓
<b>Variance since June 2016</b>	<b>(8.1%)</b>	<b>↓</b>



### ACTIVITY



Month	Adjusted Scheduled Activity (UDA)	
	2017	2018
April	855	888
May	2,164	2,308
June	3,097	3,354
July	5,233	
August	7,603	
September	9,251	
October	10,740	
November	12,360	
December	14,167	
January	15,671	
February	17,404	
March	18,956	
April	19,477	
May	19,532	
June	19,536	

### QUALITY

	Quantity	Base Number	Contract	AT	Region	England
% of FP17s for the same patient ID Re-attending within 3 months - Children	20	403	5.0%	11.3%	11.6%	12.0%
% of FP17s for the same patient ID Re-attending within 3 months - Adults	285	1,443	19.8%	15.1%	15.9%	16.0%
% of FP17s for the same patient ID Re-attending between 3 & 9 months - Children	186	403	46.2%	57.4%	60.4%	58.0%
% of FP17s for the same patient ID Re-attending between 3 & 9 months - Adults	613	1,443	42.5%	48.4%	52.3%	50.9%
% of FP17s for Band 1 Urgent Courses	112	1,605	7.0%	9.6%	9.5%	9.1%
% of FP17s Relating to Free Repair or Replacements	24	1,605	1.5%	0.7%	0.7%	0.8%
% of FP17s Relating to Continuations	58	1,605	3.6%	0.8%	1.0%	1.1%
% of Patients satisfied with the dentistry they have received	13	13	100.0%	92.9%	91.9%	91.7%
% of Patients satisfied with the time they had to wait for an appointment	11	13	84.6%	90.0%	88.0%	88.0%

\* This is based on patients treated on this contract for their most recent course of treatment. Figures in italics indicate the base number of FP17s or Patient Questionnaire responses are less than 100. N/A is shown where the base number of responses is less than 10 during the period. % is calculated as Quantity/Base number\*100

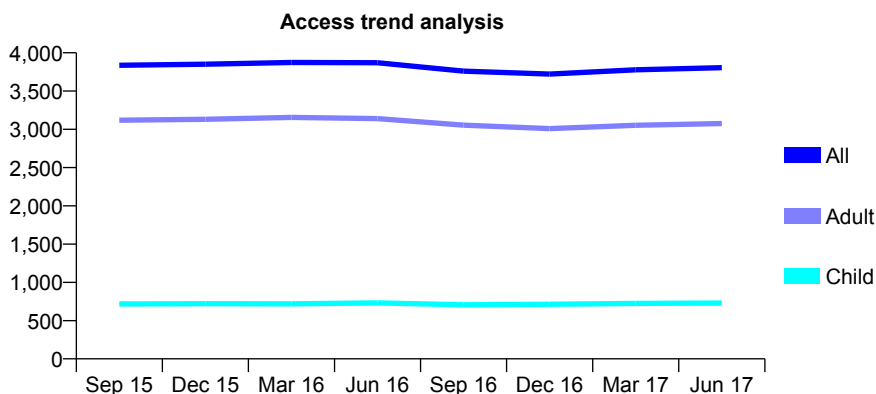
## Q69 - Vital Signs At a Glance Contract Report for 263400/0001 - June 2017

Name or company name	MR TP WINDSOR
Contract type name	GDS Contract
Purpose of contract	General
Contract start date	01/04/2006
Contract end date	

17/18 Contracted general activity (UDA)	12,294
Carry forward general activity (UDA)	0
17/18 Contracted orthodontic activity (UOA)	0
Carry forward orthodontic activity (UOA)	0
Baseline contract value	£290,074.33

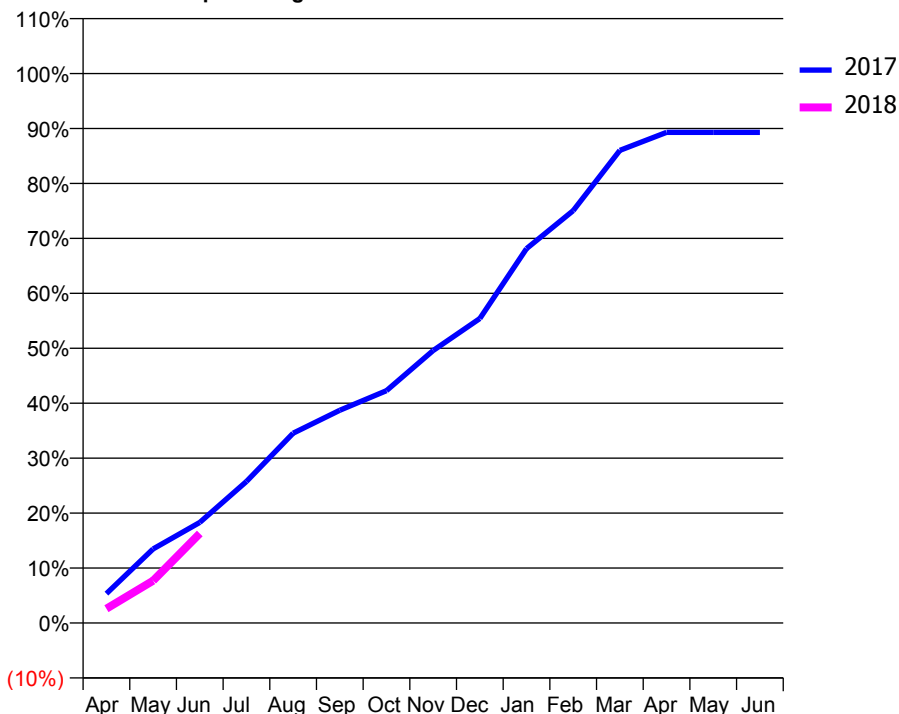
### ACCESS\*

Patients seen in 24 months	Total	Change since previous quarter
Quarter ending June 2016	3,870	
Quarter ending September 2016	3,761	↓
Quarter ending December 2016	3,722	↓
Quarter ending March 2017	3,778	→
Quarter ending June 2017	3,806	→
<b>Variance since June 2016</b>	<b>(1.7%)</b>	<b>↓</b>



### ACTIVITY

Cumulative percentage of contracted UDA delivered 2017 & 2018



Adjusted Scheduled Activity (UDA)

Month	2017	2018
April	659	322
May	1,657	946
June	2,251	2,004
July	3,167	
August	4,246	
September	4,760	
October	5,199	
November	6,097	
December	6,814	
January	8,374	
February	9,226	
March	10,575	
April	10,978	
May	10,977	
June	10,978	

### QUALITY

	Quantity	Base Number	Contract	AT	Region	England
% of FP17s for the same patient ID Re-attending within 3 months - Children	13	270	4.8%	11.3%	11.6%	12.0%
% of FP17s for the same patient ID Re-attending within 3 months - Adults	142	1,005	14.1%	15.1%	15.9%	16.0%
% of FP17s for the same patient ID Re-attending between 3 & 9 months - Children	163	270	60.4%	57.4%	60.4%	58.0%
% of FP17s for the same patient ID Re-attending between 3 & 9 months - Adults	536	1,005	53.3%	48.4%	52.3%	50.9%
% of FP17s for Band 1 Urgent Courses	126	1,079	11.7%	9.6%	9.5%	9.1%
% of FP17s Relating to Free Repair or Replacements	6	1,079	0.6%	0.7%	0.7%	0.8%
% of FP17s Relating to Continuations	6	1,079	0.6%	0.8%	1.0%	1.1%
% of Patients satisfied with the dentistry they have received	8	9	N/A	92.9%	91.9%	91.7%
% of Patients satisfied with the time they had to wait for an appointment	9	9	N/A	90.0%	88.0%	88.0%

\* This is based on patients treated on this contract for their most recent course of treatment. Figures in italics indicate the base number of FP17s or Patient Questionnaire responses are less than 100. N/A is shown where the base number of responses is less than 10 during the period. % is calculated as Quantity/Base number\*100

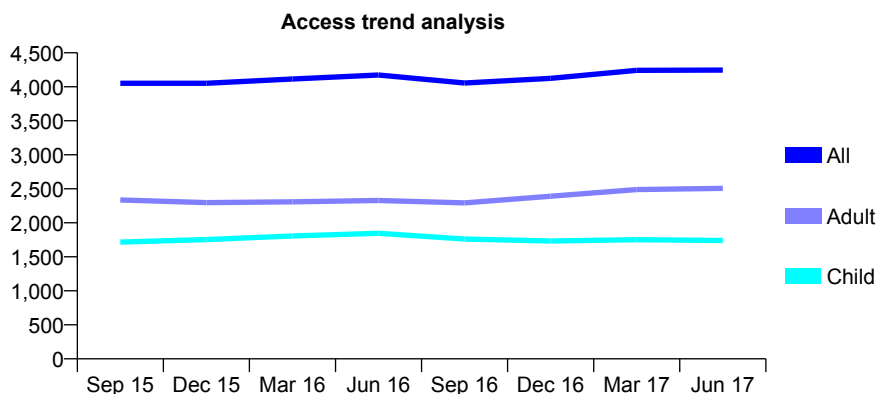
## Q69 - Vital Signs At a Glance Contract Report for 269913/0002 - June 2017

Name or company name	MISS NZ ALI
Contract type name	GDS Contract
Purpose of contract	General
Contract start date	01/06/2006
Contract end date	

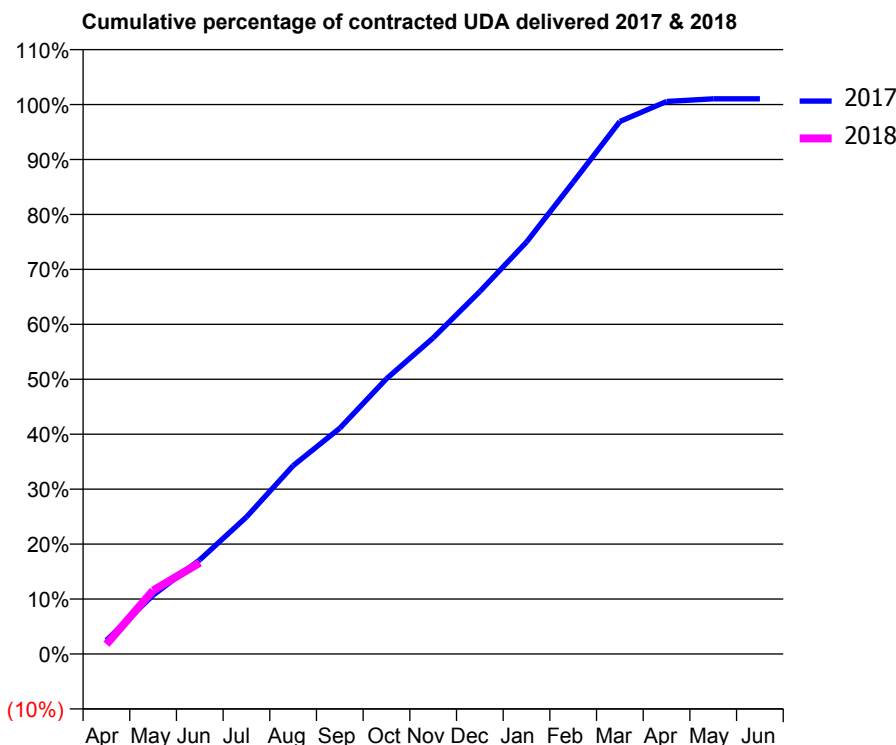
17/18 Contracted general activity (UDA)	12,851
Carry forward general activity (UDA)	0
17/18 Contracted orthodontic activity (UOA)	0
Carry forward orthodontic activity (UOA)	0
Baseline contract value	£385,036.18

### ACCESS\*

Patients seen in 24 months	Total	Change since previous quarter
Quarter ending June 2016	4,174	
Quarter ending September 2016	4,055	↓
Quarter ending December 2016	4,124	→
Quarter ending March 2017	4,242	↑
Quarter ending June 2017	4,247	→
<b>Variance since June 2016</b>	<b>1.7%</b>	<b>→</b>



### ACTIVITY



Month	Adjusted Scheduled Activity (UDA)	
	2017	2018
April	331	229
May	1,432	1,487
June	2,293	2,134
July	3,331	
August	4,582	
September	5,492	
October	6,694	
November	7,689	
December	8,818	
January	10,019	
February	11,475	
March	12,952	
April	13,439	
May	13,502	
June	13,503	

### QUALITY

	Quantity	Base Number	Contract	AT	Region	England
% of FP17s for the same patient ID Re-attending within 3 months - Children	37	421	8.8%	11.3%	11.6%	12.0%
% of FP17s for the same patient ID Re-attending within 3 months - Adults	74	473	15.6%	15.1%	15.9%	16.0%
% of FP17s for the same patient ID Re-attending between 3 & 9 months - Children	118	421	28.0%	57.4%	60.4%	58.0%
% of FP17s for the same patient ID Re-attending between 3 & 9 months - Adults	136	473	28.8%	48.4%	52.3%	50.9%
% of FP17s for Band 1 Urgent Courses	96	723	13.3%	9.6%	9.5%	9.1%
% of FP17s Relating to Free Repair or Replacements	4	723	0.6%	0.7%	0.7%	0.8%
% of FP17s Relating to Continuations	0	723	0.0%	0.8%	1.0%	1.1%
% of Patients satisfied with the dentistry they have received	11	13	84.6%	92.9%	91.9%	91.7%
% of Patients satisfied with the time they had to wait for an appointment	11	13	84.6%	90.0%	88.0%	88.0%

\* This is based on patients treated on this contract for their most recent course of treatment. Figures in italics indicate the base number of FP17s or Patient Questionnaire responses are less than 100. N/A is shown where the base number of responses is less than 10 during the period. % is calculated as Quantity/Base number\*100

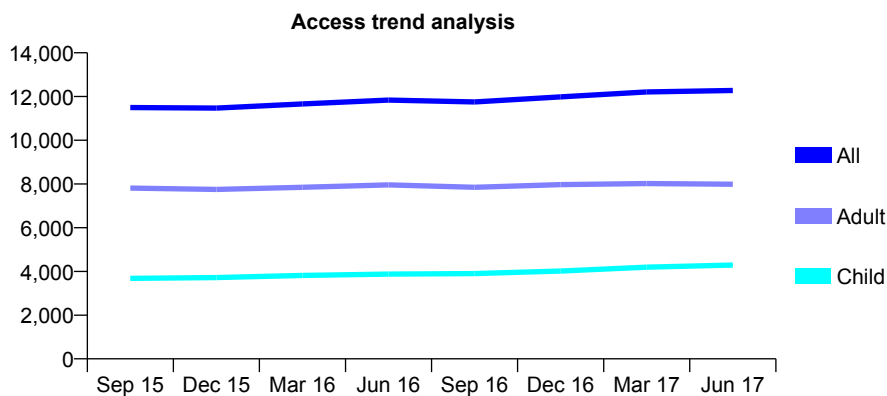
## Q69 - Vital Signs At a Glance Contract Report for 270563/0001 - June 2017

Name or company name	MR RS DHARWAR
Contract type name	GDS Contract
Purpose of contract	General
Contract start date	01/04/2006
Contract end date	

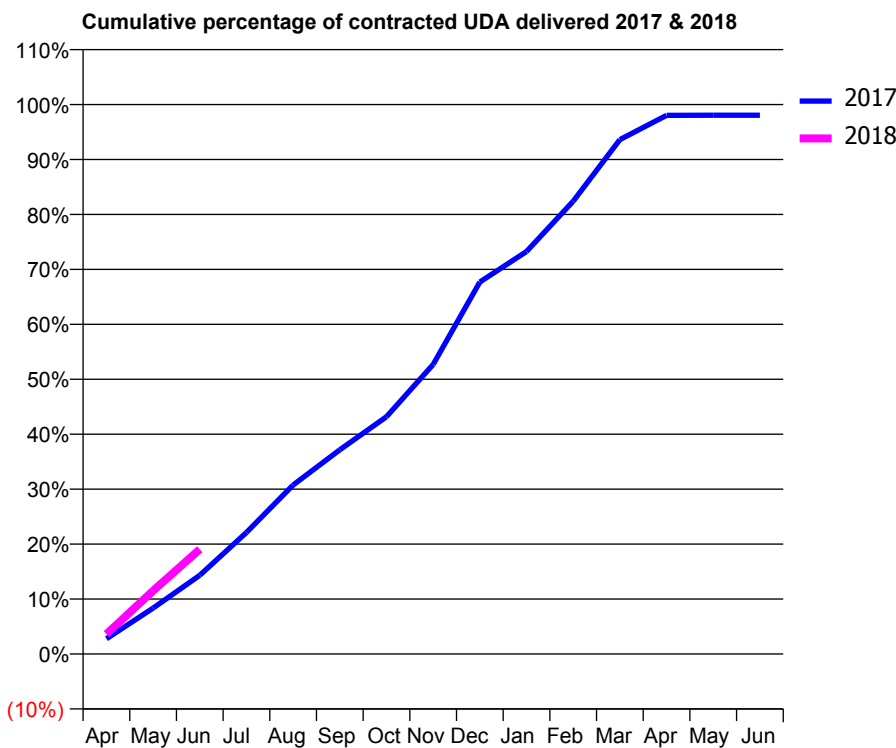
17/18 Contracted general activity (UDA)	31,189
Carry forward general activity (UDA)	0
17/18 Contracted orthodontic activity (UOA)	0
Carry forward orthodontic activity (UOA)	0
Baseline contract value	£789,755.51

### ACCESS\*

Patients seen in 24 months	Total	Change since previous quarter
Quarter ending June 2016	11,838	
Quarter ending September 2016	11,751	→
Quarter ending December 2016	11,985	→
Quarter ending March 2017	12,207	→
Quarter ending June 2017	12,277	→
<b>Variance since June 2016</b>	<b>3.7%</b>	<b>↑</b>



### ACTIVITY



Month	Adjusted Scheduled Activity (UDA)	
	2017	2018
April	933	1,129
May	2,813	3,593
June	4,829	5,942
July	7,455	
August	10,358	
September	12,518	
October	14,544	
November	17,748	
December	22,800	
January	24,678	
February	27,752	
March	31,536	
April	33,018	
May	33,025	
June	33,026	

### QUALITY

	Quantity	Base Number	Contract	AT	Region	England
% of FP17s for the same patient ID Re-attending within 3 months - Children	119	1,548	7.7%	11.3%	11.6%	12.0%
% of FP17s for the same patient ID Re-attending within 3 months - Adults	328	2,210	14.8%	15.1%	15.9%	16.0%
% of FP17s for the same patient ID Re-attending between 3 & 9 months - Children	884	1,548	57.1%	57.4%	60.4%	58.0%
% of FP17s for the same patient ID Re-attending between 3 & 9 months - Adults	986	2,210	44.6%	48.4%	52.3%	50.9%
% of FP17s for Band 1 Urgent Courses	304	2,957	10.3%	9.6%	9.5%	9.1%
% of FP17s Relating to Free Repair or Replacements	19	2,957	0.6%	0.7%	0.7%	0.8%
% of FP17s Relating to Continuations	14	2,957	0.5%	0.8%	1.0%	1.1%
% of Patients satisfied with the dentistry they have received	27	28	96.4%	92.9%	91.9%	91.7%
% of Patients satisfied with the time they had to wait for an appointment	21	28	75.0%	90.0%	88.0%	88.0%

\* This is based on patients treated on this contract for their most recent course of treatment. Figures in italics indicate the base number of FP17s or Patient Questionnaire responses are less than 100. N/A is shown where the base number of responses is less than 10 during the period. % is calculated as Quantity/Base number\*100

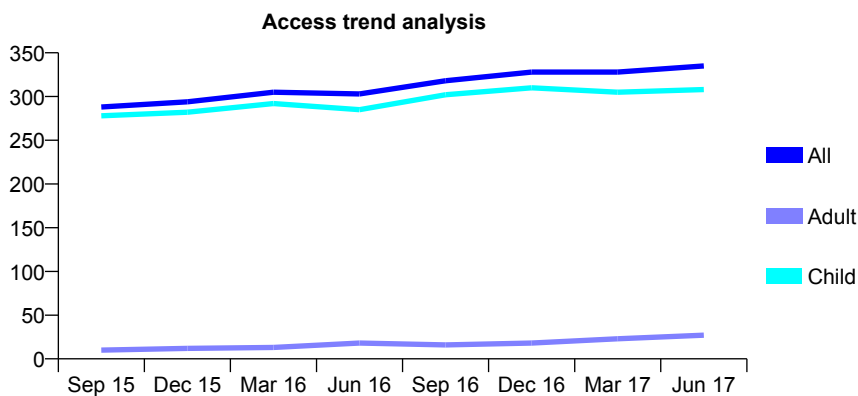
## Q69 - Vital Signs At a Glance Contract Report for 272558/0001 - June 2017

Name or company name	MRS OF QADEER
Contract type name	GDS Contract
Purpose of contract	General
Contract start date	04/09/2012
Contract end date	

17/18 Contracted general activity (UDA)	809
Carry forward general activity (UDA)	0
17/18 Contracted orthodontic activity (UOA)	0
Carry forward orthodontic activity (UOA)	0
Baseline contract value	£23,019.00

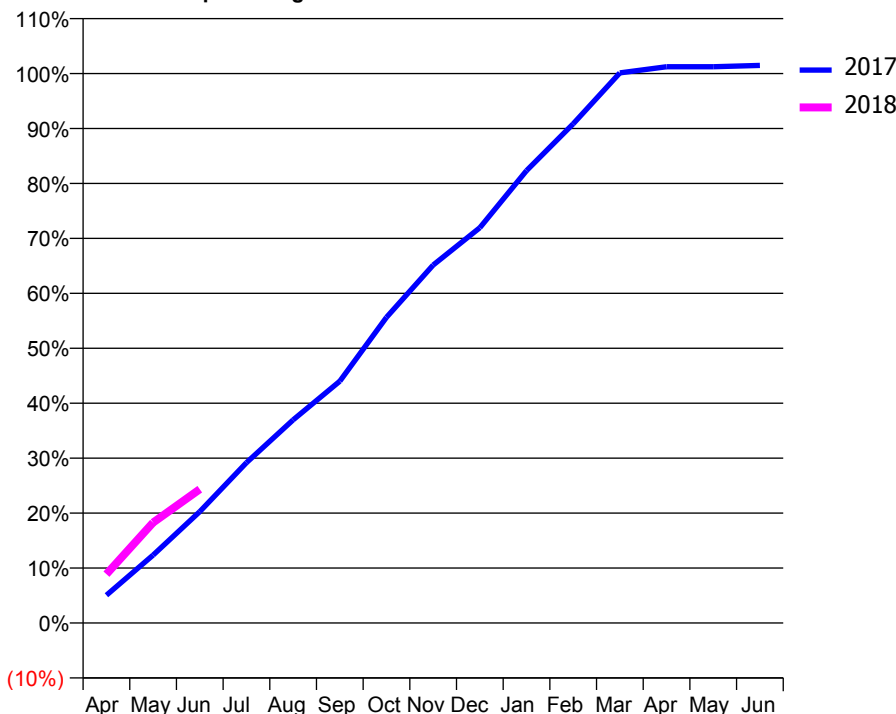
### ACCESS\*

Patients seen in 24 months	Total	Change since previous quarter
Quarter ending June 2016	303	
Quarter ending September 2016	318	↑
Quarter ending December 2016	328	↑
Quarter ending March 2017	328	→
Quarter ending June 2017	335	↑
<b>Variance since June 2016</b>	<b>10.6%</b>	<b>↑</b>



### ACTIVITY

Cumulative percentage of contracted UDA delivered 2017 & 2018



Adjusted Scheduled Activity (UDA)

Month	2017	2018
April	41	72
May	100	148
June	164	197
July	236	
August	299	
September	356	
October	450	
November	527	
December	582	
January	666	
February	735	
March	810	
April	819	
May	819	
June	821	

### QUALITY

	Quantity	Base Number	Contract	AT	Region	England
% of FP17s for the same patient ID Re-attending within 3 months - Children	11	162	6.8%	11.3%	11.6%	12.0%
% of FP17s for the same patient ID Re-attending within 3 months - Adults	1	6	16.7%	15.1%	15.9%	16.0%
% of FP17s for the same patient ID Re-attending between 3 & 9 months - Children	114	162	70.4%	57.4%	60.4%	58.0%
% of FP17s for the same patient ID Re-attending between 3 & 9 months - Adults	2	6	33.3%	48.4%	52.3%	50.9%
% of FP17s for Band 1 Urgent Courses	0	161	0.0%	9.6%	9.5%	9.1%
% of FP17s Relating to Free Repair or Replacements	0	161	0.0%	0.7%	0.7%	0.8%
% of FP17s Relating to Continuations	7	161	4.3%	0.8%	1.0%	1.1%
% of Patients satisfied with the dentistry they have received	2	2	N/A	92.9%	91.9%	91.7%
% of Patients satisfied with the time they had to wait for an appointment	2	2	N/A	90.0%	88.0%	88.0%

\* This is based on patients treated on this contract for their most recent course of treatment. Figures in italics indicate the base number of FP17s or Patient Questionnaire responses are less than 100. N/A is shown where the base number of responses is less than 10 during the period. % is calculated as Quantity/Base number\*100

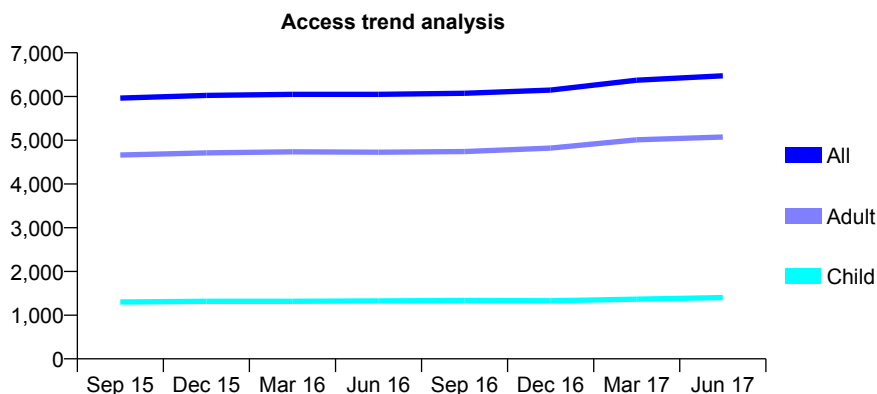
## Q69 - Vital Signs At a Glance Contract Report for 272728/0001 - June 2017

Name or company name	MRS RK DHARWAR
Contract type name	GDS Contract
Purpose of contract	General
Contract start date	01/02/2011
Contract end date	

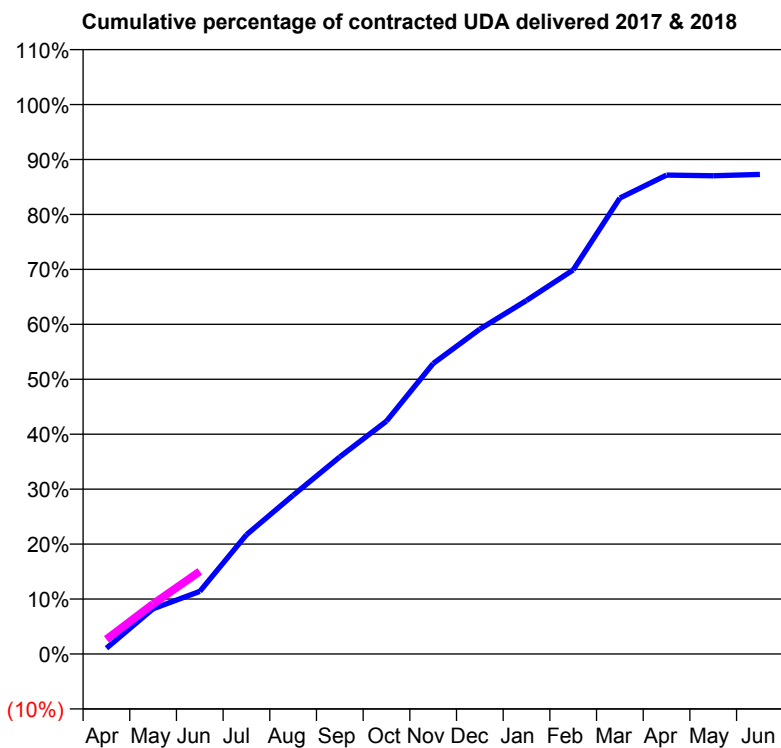
17/18 Contracted general activity (UDA)	22,500
Carry forward general activity (UDA)	0
17/18 Contracted orthodontic activity (UOA)	0
Carry forward orthodontic activity (UOA)	0
Baseline contract value	£559,839.99

### ACCESS\*

Patients seen in 24 months	Total	Change since previous quarter
Quarter ending June 2016	6,051	
Quarter ending September 2016	6,075	→
Quarter ending December 2016	6,149	→
Quarter ending March 2017	6,374	↑
Quarter ending June 2017	6,475	→
<b>Variance since June 2016</b>	<b>7.0%</b>	<b>↑</b>



### ACTIVITY



Month	Adjusted Scheduled Activity (UDA)	
	2017	2018
April	239	604
May	1,855	2,050
June	2,564	3,383
July	4,885	
August	6,499	
September	8,070	
October	9,533	
November	11,896	
December	13,303	
January	14,475	
February	15,730	
March	18,673	
April	19,610	
May	19,584	
June	19,635	

### QUALITY

	Quantity	Base Number	Contract	AT	Region	England
% of FP17s for the same patient ID Re-attending within 3 months - Children	33	539	6.1%	11.3%	11.6%	12.0%
% of FP17s for the same patient ID Re-attending within 3 months - Adults	181	1,736	10.4%	15.1%	15.9%	16.0%
% of FP17s for the same patient ID Re-attending between 3 & 9 months - Children	368	539	68.3%	57.4%	60.4%	58.0%
% of FP17s for the same patient ID Re-attending between 3 & 9 months - Adults	1,148	1,736	66.1%	48.4%	52.3%	50.9%
% of FP17s for Band 1 Urgent Courses	164	1,879	8.7%	9.6%	9.5%	9.1%
% of FP17s Relating to Free Repair or Replacements	10	1,879	0.5%	0.7%	0.7%	0.8%
% of FP17s Relating to Continuations	5	1,879	0.3%	0.8%	1.0%	1.1%
% of Patients satisfied with the dentistry they have received	12	14	85.7%	92.9%	91.9%	91.7%
% of Patients satisfied with the time they had to wait for an appointment	13	14	92.9%	90.0%	88.0%	88.0%

\* This is based on patients treated on this contract for their most recent course of treatment. Figures in italics indicate the base number of FP17s or Patient Questionnaire responses are less than 100. N/A is shown where the base number of responses is less than 10 during the period. % is calculated as Quantity/Base number\*100



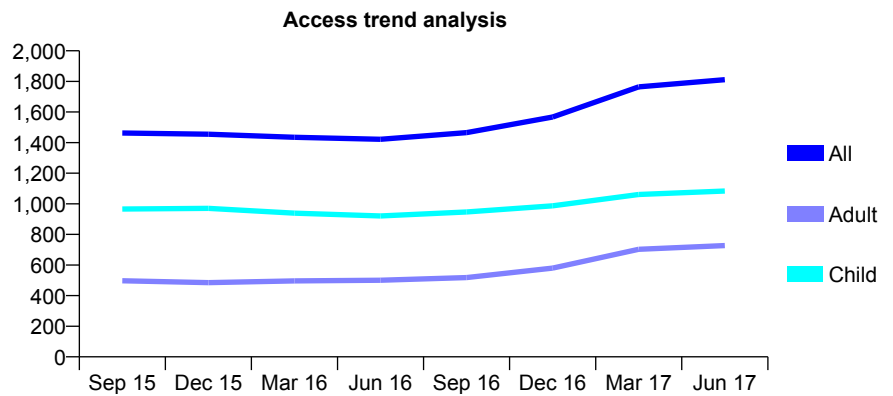
## Q69 - Vital Signs At a Glance Contract Report for 278637/0001 - June 2017

Name or company name	MR AK MURGAI
Contract type name	GDS Contract
Purpose of contract	General
Contract start date	01/02/2012
Contract end date	

17/18 Contracted general activity (UDA)	5,500
Carry forward general activity (UDA)	0
17/18 Contracted orthodontic activity (UOA)	0
Carry forward orthodontic activity (UOA)	0
Baseline contract value	£131,927.07

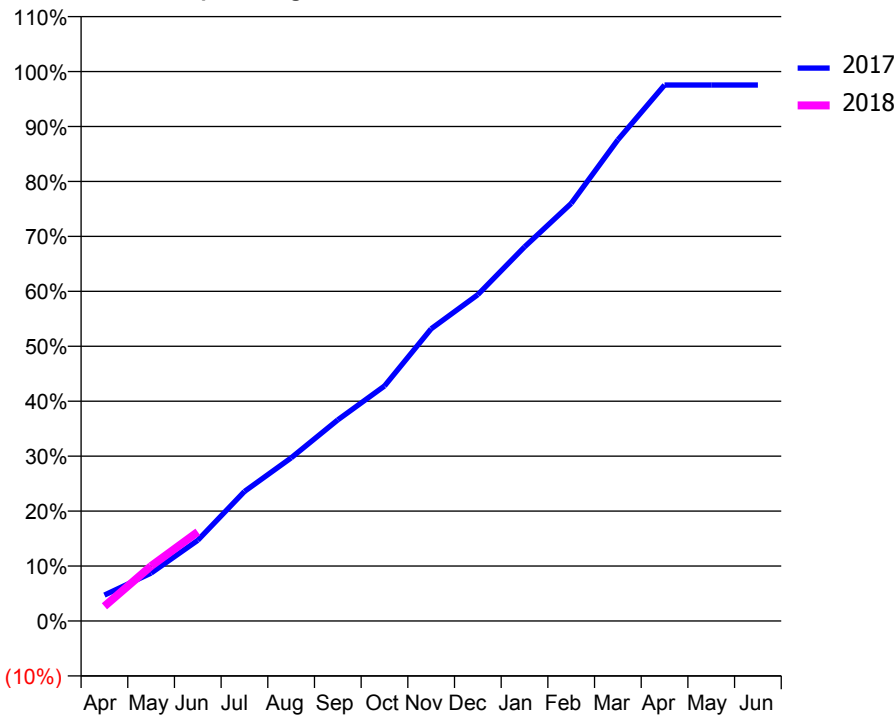
### ACCESS\*

Patients seen in 24 months	Total	Change since previous quarter
Quarter ending June 2016	1,422	
Quarter ending September 2016	1,465	↑
Quarter ending December 2016	1,567	↑
Quarter ending March 2017	1,764	↑
Quarter ending June 2017	1,811	↑
<b>Variance since June 2016</b>	<b>27.4%</b>	<b>↑</b>



### ACTIVITY

Cumulative percentage of contracted UDA delivered 2017 & 2018



Month	Adjusted Scheduled Activity (UDA)	
	2017	2018
April	259	147
May	480	550
June	808	892
July	1,297	
August	1,633	
September	2,013	
October	2,352	
November	2,924	
December	3,267	
January	3,745	
February	4,180	
March	4,817	
April	5,365	
May	5,365	
June	5,365	

### QUALITY

	Quantity	Base Number	Contract	AT	Region	England
% of FP17s for the same patient ID Re-attending within 3 months - Children	16	384	4.2%	11.3%	11.6%	12.0%
% of FP17s for the same patient ID Re-attending within 3 months - Adults	49	232	21.1%	15.1%	15.9%	16.0%
% of FP17s for the same patient ID Re-attending between 3 & 9 months - Children	237	384	61.7%	57.4%	60.4%	58.0%
% of FP17s for the same patient ID Re-attending between 3 & 9 months - Adults	83	232	35.8%	48.4%	52.3%	50.9%
% of FP17s for Band 1 Urgent Courses	39	464	8.4%	9.6%	9.5%	9.1%
% of FP17s Relating to Free Repair or Replacements	2	464	0.4%	0.7%	0.7%	0.8%
% of FP17s Relating to Continuations	1	464	0.2%	0.8%	1.0%	1.1%
% of Patients satisfied with the dentistry they have received	6	6	N/A	92.9%	91.9%	91.7%
% of Patients satisfied with the time they had to wait for an appointment	6	6	N/A	90.0%	88.0%	88.0%

\* This is based on patients treated on this contract for their most recent course of treatment. Figures in italics indicate the base number of FP17s or Patient Questionnaire responses are less than 100. N/A is shown where the base number of responses is less than 10 during the period. % is calculated as Quantity/Base number\*100

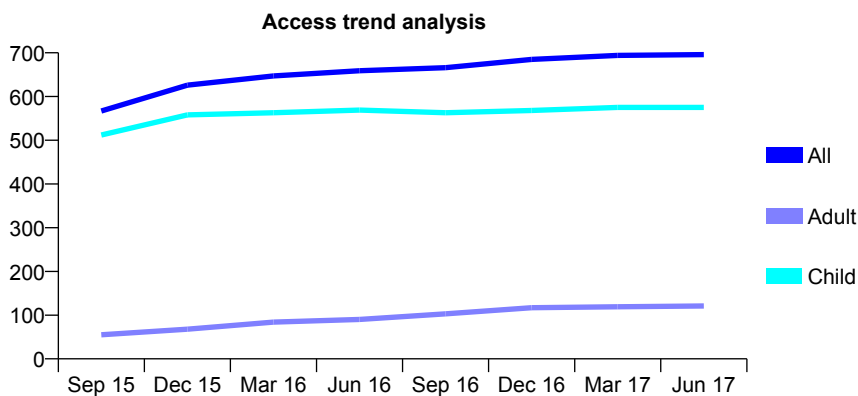
## Q69 - Vital Signs At a Glance Contract Report for 279978/0002 - June 2017

Name or company name	MR AG PAUL
Contract type name	GDS Contract
Purpose of contract	General
Contract start date	19/01/2015
Contract end date	

17/18 Contracted general activity (UDA)	2,000
Carry forward general activity (UDA)	0
17/18 Contracted orthodontic activity (UOA)	0
Carry forward orthodontic activity (UOA)	0
Baseline contract value	£51,642.05

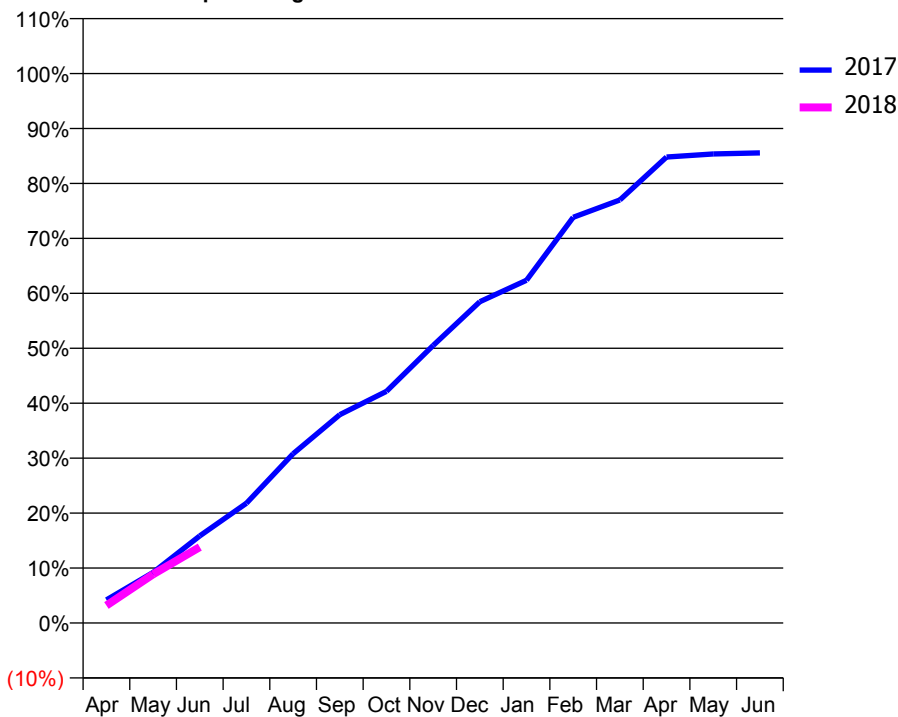
### ACCESS\*

Patients seen in 24 months	Total	Change since previous quarter
Quarter ending June 2016	659	
Quarter ending September 2016	666	→
Quarter ending December 2016	685	↑
Quarter ending March 2017	694	→
Quarter ending June 2017	696	→
<b>Variance since June 2016</b>	<b>5.6%</b>	<b>↑</b>



### ACTIVITY

Cumulative percentage of contracted UDA delivered 2017 & 2018



Month	Adjusted Scheduled Activity (UDA)	
	2017	2018
April	84	64
May	184	177
June	317	276
July	436	
August	616	
September	758	
October	843	
November	1,010	
December	1,170	
January	1,248	
February	1,477	
March	1,540	
April	1,696	
May	1,707	
June	1,711	

### QUALITY

	Quantity	Base Number	Contract	AT	Region	England
% of FP17s for the same patient ID Re-attending within 3 months - Children	13	225	5.8%	11.3%	11.6%	12.0%
% of FP17s for the same patient ID Re-attending within 3 months - Adults	0	14	0.0%	15.1%	15.9%	16.0%
% of FP17s for the same patient ID Re-attending between 3 & 9 months - Children	156	225	69.3%	57.4%	60.4%	58.0%
% of FP17s for the same patient ID Re-attending between 3 & 9 months - Adults	8	14	57.1%	48.4%	52.3%	50.9%
% of FP17s for Band 1 Urgent Courses	1	154	0.6%	9.6%	9.5%	9.1%
% of FP17s Relating to Free Repair or Replacements	0	154	0.0%	0.7%	0.7%	0.8%
% of FP17s Relating to Continuations	0	154	0.0%	0.8%	1.0%	1.1%
% of Patients satisfied with the dentistry they have received	2	2	N/A	92.9%	91.9%	91.7%
% of Patients satisfied with the time they had to wait for an appointment	2	2	N/A	90.0%	88.0%	88.0%

\* This is based on patients treated on this contract for their most recent course of treatment. Figures in italics indicate the base number of FP17s or Patient Questionnaire responses are less than 100. N/A is shown where the base number of responses is less than 10 during the period. % is calculated as Quantity/Base number\*100

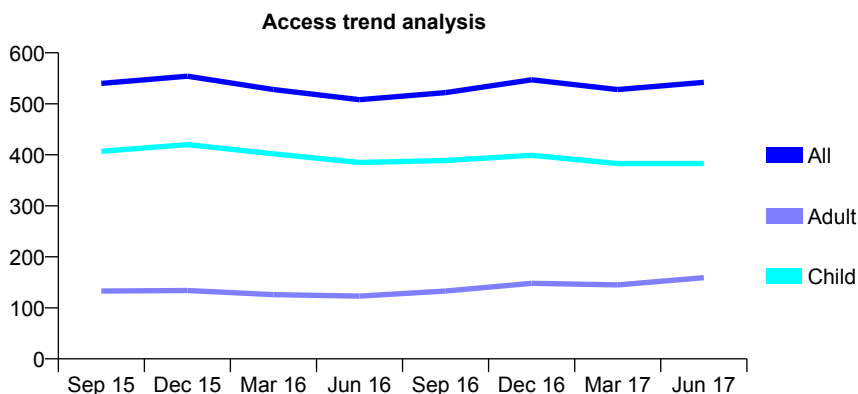
## Q69 - Vital Signs At a Glance Contract Report for 289442/0003 - June 2017

Name or company name	Mr Ahmed Alshafi
Contract type name	GDS Contract
Purpose of contract	General
Contract start date	02/04/2013
Contract end date	

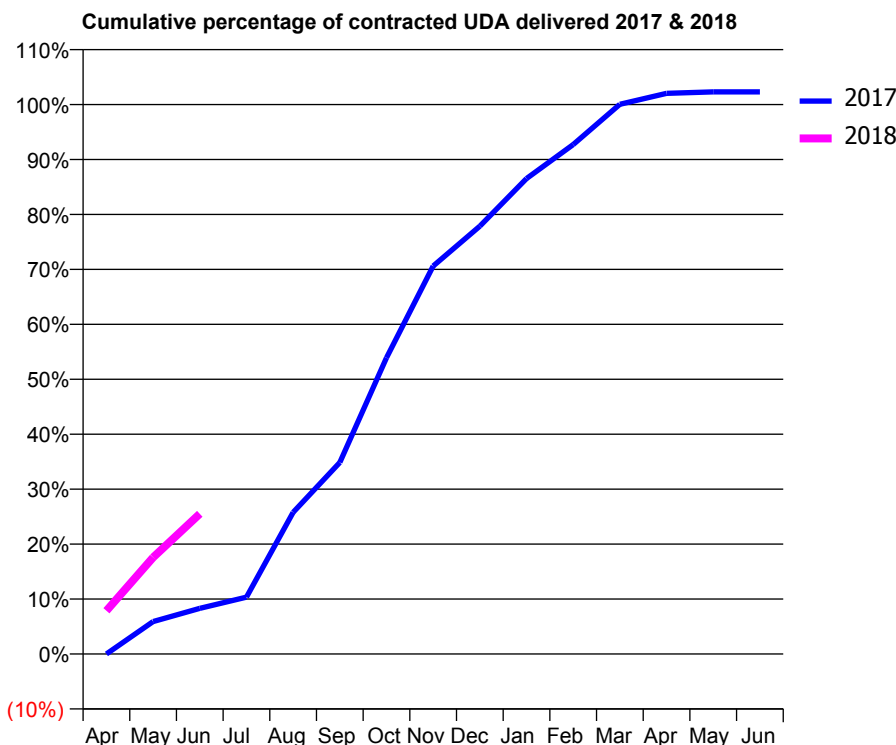
17/18 Contracted general activity (UDA)	1,500
Carry forward general activity (UDA)	0
17/18 Contracted orthodontic activity (UOA)	0
Carry forward orthodontic activity (UOA)	0
Baseline contract value	£32,753.84

### ACCESS\*

Patients seen in 24 months	Total	Change since previous quarter
Quarter ending June 2016	508	
Quarter ending September 2016	522	↑
Quarter ending December 2016	547	↑
Quarter ending March 2017	528	↓
Quarter ending June 2017	542	↑
<b>Variance since June 2016</b>	<b>6.7%</b>	<b>↑</b>



### ACTIVITY



Month	Adjusted Scheduled Activity (UDA)	
	2017	2018
April	0	118
May	69	264
June	97	383
July	121	
August	302	
September	408	
October	631	
November	826	
December	911	
January	1,012	
February	1,085	
March	1,171	
April	1,194	
May	1,197	
June	1,197	

### QUALITY

	Quantity	Base Number	Contract	AT	Region	England
% of FP17s for the same patient ID Re-attending within 3 months - Children	8	152	5.3%	11.3%	11.6%	12.0%
% of FP17s for the same patient ID Re-attending within 3 months - Adults	0	51	0.0%	15.1%	15.9%	16.0%
% of FP17s for the same patient ID Re-attending between 3 & 9 months - Children	92	152	60.5%	57.4%	60.4%	58.0%
% of FP17s for the same patient ID Re-attending between 3 & 9 months - Adults	24	51	47.1%	48.4%	52.3%	50.9%
% of FP17s for Band 1 Urgent Courses	3	181	1.7%	9.6%	9.5%	9.1%
% of FP17s Relating to Free Repair or Replacements	0	181	0.0%	0.7%	0.7%	0.8%
% of FP17s Relating to Continuations	0	181	0.0%	0.8%	1.0%	1.1%
% of Patients satisfied with the dentistry they have received	0	0	N/A	92.9%	91.9%	91.7%
% of Patients satisfied with the time they had to wait for an appointment	0	0	N/A	90.0%	88.0%	88.0%

\* This is based on patients treated on this contract for their most recent course of treatment. Figures in italics indicate the base number of FP17s or Patient Questionnaire responses are less than 100. N/A is shown where the base number of responses is less than 10 during the period. % is calculated as Quantity/Base number\*100

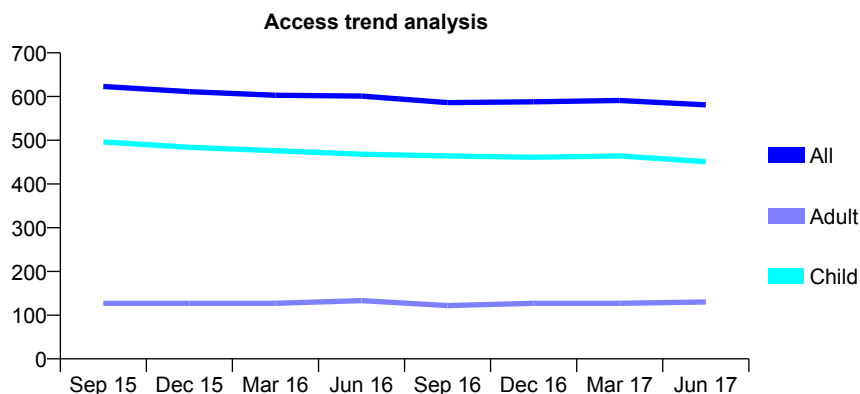
## Q69 - Vital Signs At a Glance Contract Report for 302201/0002 - June 2017

Name or company name	MR ND HATTON
Contract type name	GDS Contract
Purpose of contract	General
Contract start date	17/06/2013
Contract end date	

17/18 Contracted general activity (UDA)	1,233
Carry forward general activity (UDA)	0
17/18 Contracted orthodontic activity (UOA)	0
Carry forward orthodontic activity (UOA)	0
Baseline contract value	£27,426.17

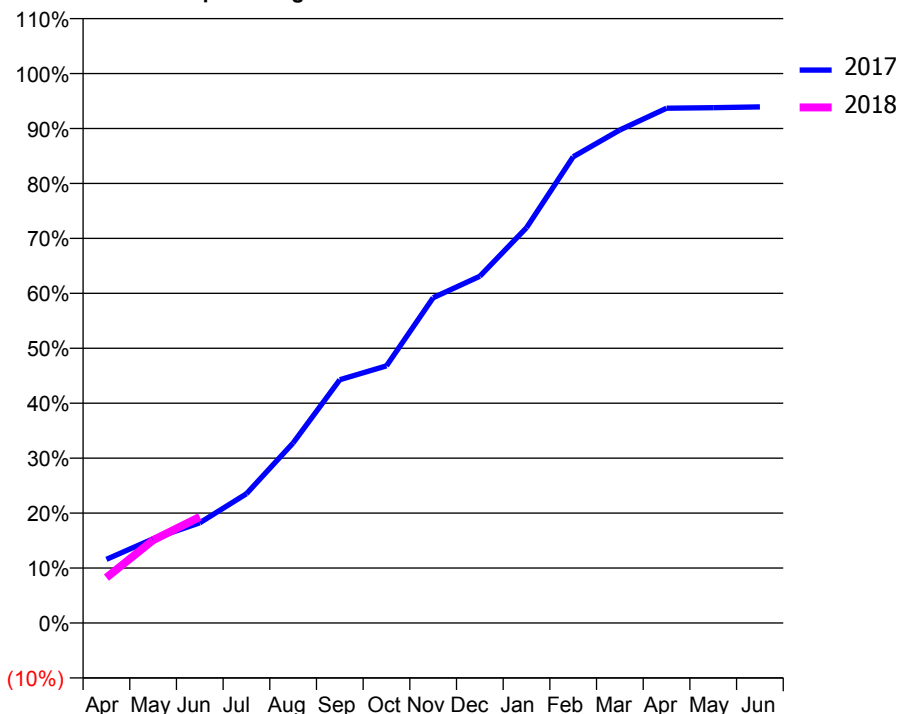
### ACCESS\*

Patients seen in 24 months	Total	Change since previous quarter
Quarter ending June 2016	601	
Quarter ending September 2016	586	↓
Quarter ending December 2016	588	→
Quarter ending March 2017	591	→
Quarter ending June 2017	581	↓
<b>Variance since June 2016</b>	<b>(3.3%)</b>	<b>↓</b>



### ACTIVITY

Cumulative percentage of contracted UDA delivered 2017 & 2018



Month	Adjusted Scheduled Activity (UDA)	
	2017	2018
April	143	102
May	189	186
June	225	238
July	290	
August	404	
September	546	
October	577	
November	730	
December	778	
January	887	
February	1,046	
March	1,106	
April	1,155	
May	1,156	
June	1,158	

### QUALITY

	Quantity	Base Number	Contract	AT	Region	England
% of FP17s for the same patient ID Re-attending within 3 months - Children	8	175	4.6%	11.3%	11.6%	12.0%
% of FP17s for the same patient ID Re-attending within 3 months - Adults	1	27	3.7%	15.1%	15.9%	16.0%
% of FP17s for the same patient ID Re-attending between 3 & 9 months - Children	128	175	73.1%	57.4%	60.4%	58.0%
% of FP17s for the same patient ID Re-attending between 3 & 9 months - Adults	21	27	77.8%	48.4%	52.3%	50.9%
% of FP17s for Band 1 Urgent Courses	0	168	0.0%	9.6%	9.5%	9.1%
% of FP17s Relating to Free Repair or Replacements	0	168	0.0%	0.7%	0.7%	0.8%
% of FP17s Relating to Continuations	0	168	0.0%	0.8%	1.0%	1.1%
% of Patients satisfied with the dentistry they have received	0	0	N/A	92.9%	91.9%	91.7%
% of Patients satisfied with the time they had to wait for an appointment	0	0	N/A	90.0%	88.0%	88.0%

\* This is based on patients treated on this contract for their most recent course of treatment. Figures in italics indicate the base number of FP17s or Patient Questionnaire responses are less than 100. N/A is shown where the base number of responses is less than 10 during the period. % is calculated as Quantity/Base number\*100

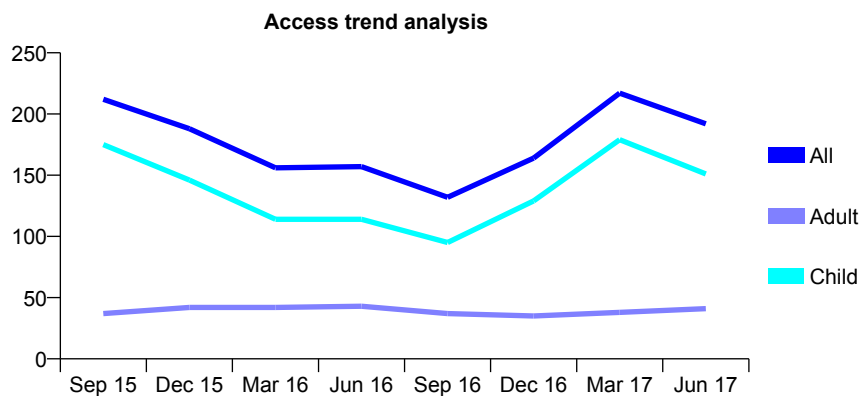
## Q69 - Vital Signs At a Glance Contract Report for 308242/0001 - June 2017

Name or company name	Dr Balaji and Dr Cookson
Contract type name	GDS Contract
Purpose of contract	General
Contract start date	01/04/2006
Contract end date	

17/18 Contracted general activity (UDA)	360
Carry forward general activity (UDA)	0
17/18 Contracted orthodontic activity (UOA)	0
Carry forward orthodontic activity (UOA)	0
Baseline contract value	£9,488.31

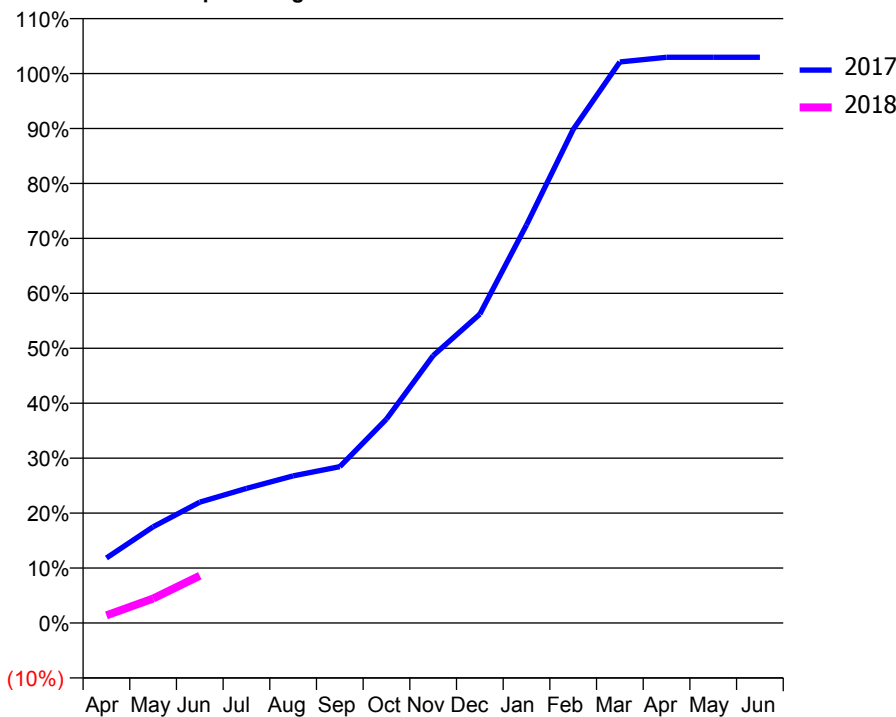
### ACCESS\*

Patients seen in 24 months	Total	Change since previous quarter
Quarter ending June 2016	157	
Quarter ending September 2016	132	↓
Quarter ending December 2016	164	↑
Quarter ending March 2017	217	↑
Quarter ending June 2017	192	↓
<b>Variance since June 2016</b>	<b>22.3%</b>	<b>↑</b>



### ACTIVITY

Cumulative percentage of contracted UDA delivered 2017 & 2018



Month	Adjusted Scheduled Activity (UDA)	
	2017	2018
April	43	5
May	63	16
June	79	31
July	88	
August	96	
September	102	
October	134	
November	175	
December	202	
January	261	
February	323	
March	368	
April	371	
May	371	
June	371	

### QUALITY

	Quantity	Base Number	Contract	AT	Region	England
% of FP17s for the same patient ID Re-attending within 3 months - Children	1	19	5.3%	11.3%	11.6%	12.0%
% of FP17s for the same patient ID Re-attending within 3 months - Adults	0	7	0.0%	15.1%	15.9%	16.0%
% of FP17s for the same patient ID Re-attending between 3 & 9 months - Children	5	19	26.3%	57.4%	60.4%	58.0%
% of FP17s for the same patient ID Re-attending between 3 & 9 months - Adults	3	7	42.9%	48.4%	52.3%	50.9%
% of FP17s for Band 1 Urgent Courses	0	23	0.0%	9.6%	9.5%	9.1%
% of FP17s Relating to Free Repair or Replacements	0	23	0.0%	0.7%	0.7%	0.8%
% of FP17s Relating to Continuations	0	23	0.0%	0.8%	1.0%	1.1%
% of Patients satisfied with the dentistry they have received	0	0	N/A	92.9%	91.9%	91.7%
% of Patients satisfied with the time they had to wait for an appointment	0	0	N/A	90.0%	88.0%	88.0%

\* This is based on patients treated on this contract for their most recent course of treatment. Figures in italics indicate the base number of FP17s or Patient Questionnaire responses are less than 100. N/A is shown where the base number of responses is less than 10 during the period. % is calculated as Quantity/Base number\*100

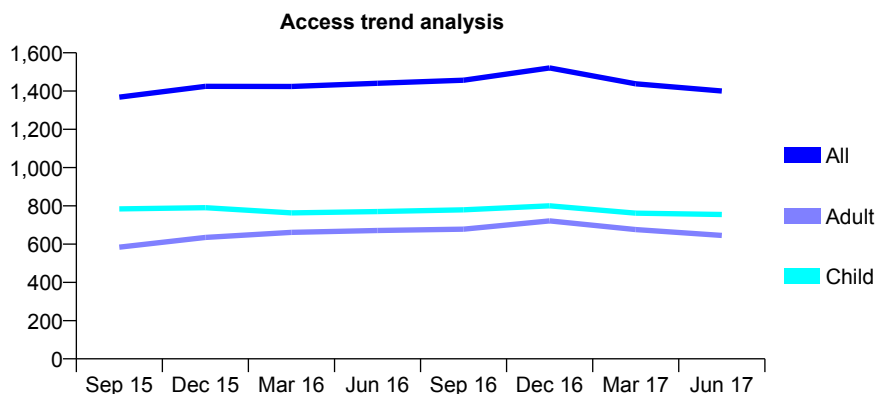
## Q69 - Vital Signs At a Glance Contract Report for 318833/0001 - June 2017

Name or company name	MR JS ROOPRA
Contract type name	GDS Contract
Purpose of contract	General
Contract start date	01/04/2006
Contract end date	

17/18 Contracted general activity (UDA)	2,969
Carry forward general activity (UDA)	0
17/18 Contracted orthodontic activity (UOA)	0
Carry forward orthodontic activity (UOA)	0
Baseline contract value	£56,240.98

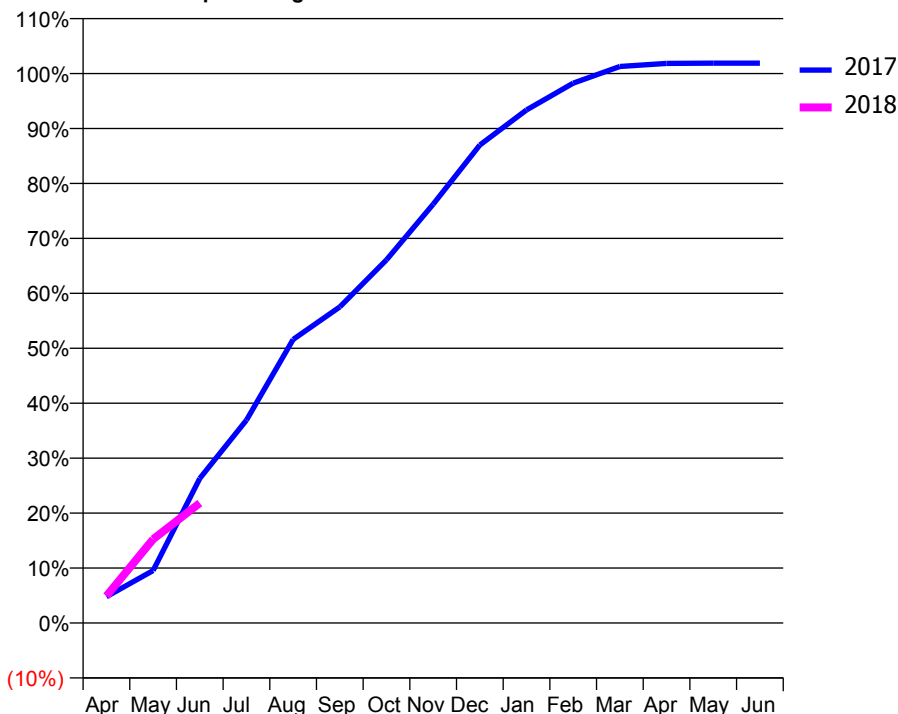
### ACCESS\*

Patients seen in 24 months	Total	Change since previous quarter
Quarter ending June 2016	1,441	
Quarter ending September 2016	1,457	→
Quarter ending December 2016	1,521	↑
Quarter ending March 2017	1,438	↓
Quarter ending June 2017	1,400	↓
<b>Variance since June 2016</b>	<b>(2.8%)</b>	<b>↓</b>



### ACTIVITY

Cumulative percentage of contracted UDA delivered 2017 & 2018



Adjusted Scheduled Activity (UDA)

Month	2017	2018
April	142	146
May	283	453
June	782	648
July	1,096	
August	1,532	
September	1,708	
October	1,962	
November	2,262	
December	2,583	
January	2,772	
February	2,917	
March	3,007	
April	3,024	
May	3,025	
June	3,025	

### QUALITY

	Quantity	Base Number	Contract	AT	Region	England
% of FP17s for the same patient ID Re-attending within 3 months - Children	13	255	5.1%	11.3%	11.6%	12.0%
% of FP17s for the same patient ID Re-attending within 3 months - Adults	4	112	3.6%	15.1%	15.9%	16.0%
% of FP17s for the same patient ID Re-attending between 3 & 9 months - Children	170	255	66.7%	57.4%	60.4%	58.0%
% of FP17s for the same patient ID Re-attending between 3 & 9 months - Adults	64	112	57.1%	48.4%	52.3%	50.9%
% of FP17s for Band 1 Urgent Courses	15	349	4.3%	9.6%	9.5%	9.1%
% of FP17s Relating to Free Repair or Replacements	0	349	0.0%	0.7%	0.7%	0.8%
% of FP17s Relating to Continuations	1	349	0.3%	0.8%	1.0%	1.1%
% of Patients satisfied with the dentistry they have received	3	3	N/A	92.9%	91.9%	91.7%
% of Patients satisfied with the time they had to wait for an appointment	3	3	N/A	90.0%	88.0%	88.0%

\* This is based on patients treated on this contract for their most recent course of treatment. Figures in italics indicate the base number of FP17s or Patient Questionnaire responses are less than 100. N/A is shown where the base number of responses is less than 10 during the period. % is calculated as Quantity/Base number\*100

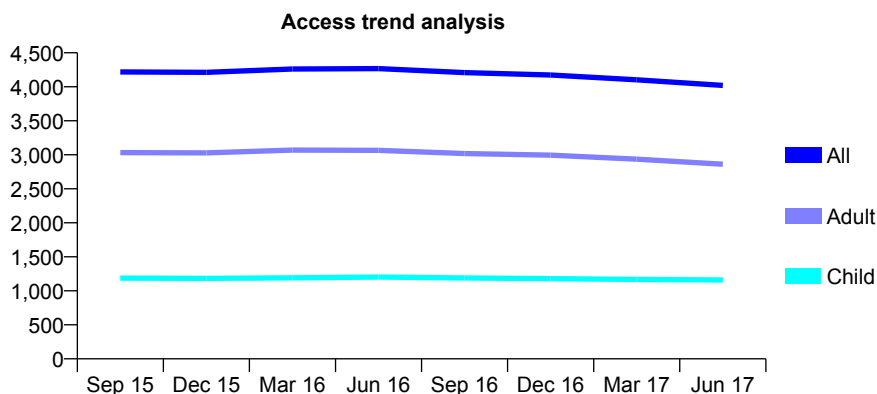
## Q69 - Vital Signs At a Glance Contract Report for 318922/0001 - June 2017

Name or company name	MR MD JOHNSON
Contract type name	GDS Contract
Purpose of contract	General
Contract start date	01/04/2006
Contract end date	

17/18 Contracted general activity (UDA)	10,982
Carry forward general activity (UDA)	0
17/18 Contracted orthodontic activity (UOA)	0
Carry forward orthodontic activity (UOA)	0
Baseline contract value	£258,706.60

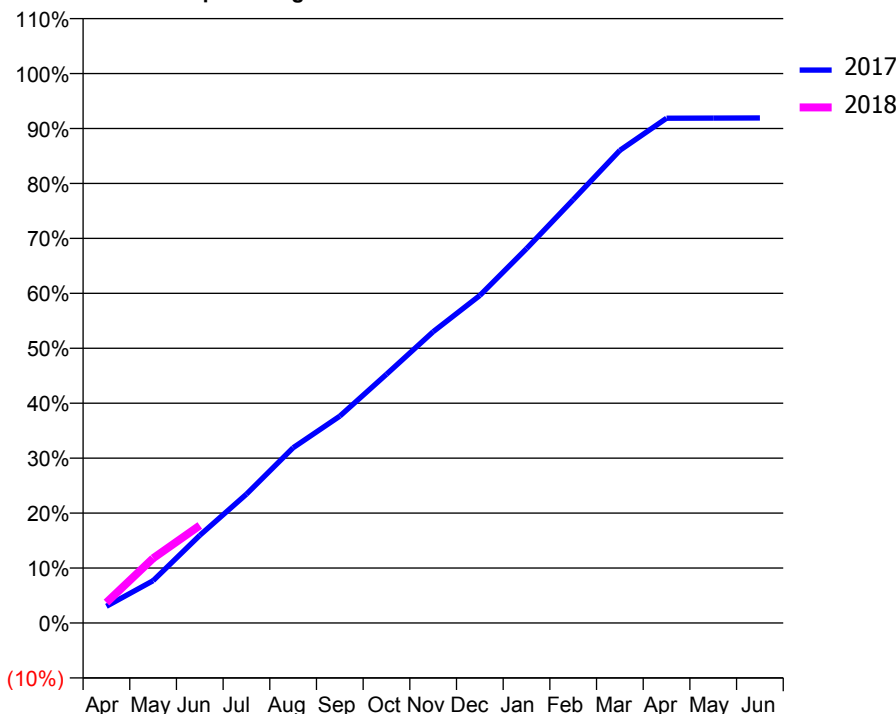
### ACCESS\*

Patients seen in 24 months	Total	Change since previous quarter
Quarter ending June 2016	4,268	
Quarter ending September 2016	4,209	↓
Quarter ending December 2016	4,174	→
Quarter ending March 2017	4,103	↓
Quarter ending June 2017	4,021	↓
<b>Variance since June 2016</b>	<b>(5.8%)</b>	<b>↓</b>



### ACTIVITY

Cumulative percentage of contracted UDA delivered 2017 & 2018



Month	Adjusted Scheduled Activity (UDA)	
	2017	2018
April	335	410
May	847	1,294
June	1,752	1,950
July	2,576	
August	3,503	
September	4,134	
October	4,972	
November	5,821	
December	6,547	
January	7,483	
February	8,461	
March	9,445	
April	10,088	
May	10,090	
June	10,093	

### QUALITY

	Quantity	Base Number	Contract	AT	Region	England
% of FP17s for the same patient ID Re-attending within 3 months - Children	34	452	7.5%	11.3%	11.6%	12.0%
% of FP17s for the same patient ID Re-attending within 3 months - Adults	129	955	13.5%	15.1%	15.9%	16.0%
% of FP17s for the same patient ID Re-attending between 3 & 9 months - Children	317	452	70.1%	57.4%	60.4%	58.0%
% of FP17s for the same patient ID Re-attending between 3 & 9 months - Adults	651	955	68.2%	48.4%	52.3%	50.9%
% of FP17s for Band 1 Urgent Courses	85	1,123	7.6%	9.6%	9.5%	9.1%
% of FP17s Relating to Free Repair or Replacements	3	1,123	0.3%	0.7%	0.7%	0.8%
% of FP17s Relating to Continuations	5	1,123	0.4%	0.8%	1.0%	1.1%
% of Patients satisfied with the dentistry they have received	10	11	90.9%	92.9%	91.9%	91.7%
% of Patients satisfied with the time they had to wait for an appointment	10	11	90.9%	90.0%	88.0%	88.0%

\* This is based on patients treated on this contract for their most recent course of treatment. Figures in italics indicate the base number of FP17s or Patient Questionnaire responses are less than 100. N/A is shown where the base number of responses is less than 10 during the period. % is calculated as Quantity/Base number\*100

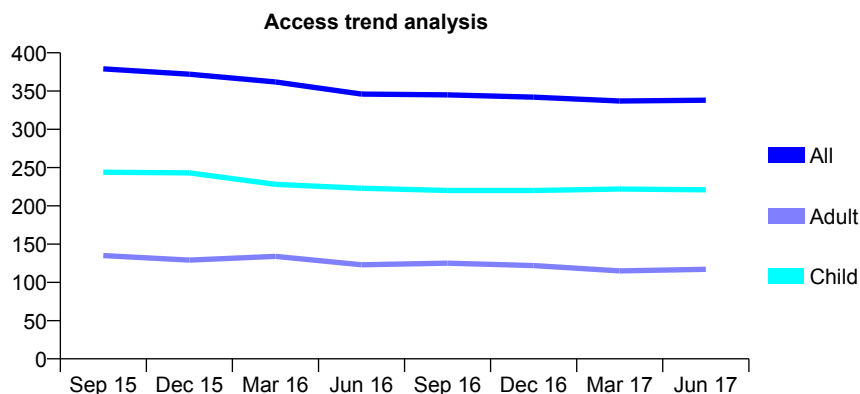
## Q69 - Vital Signs At a Glance Contract Report for 322261/0001 - June 2017

Name or company name	MR BS COUSINS
Contract type name	GDS Contract
Purpose of contract	General
Contract start date	01/04/2006
Contract end date	

17/18 Contracted general activity (UDA)	984
Carry forward general activity (UDA)	0
17/18 Contracted orthodontic activity (UOA)	0
Carry forward orthodontic activity (UOA)	0
Baseline contract value	£24,154.36

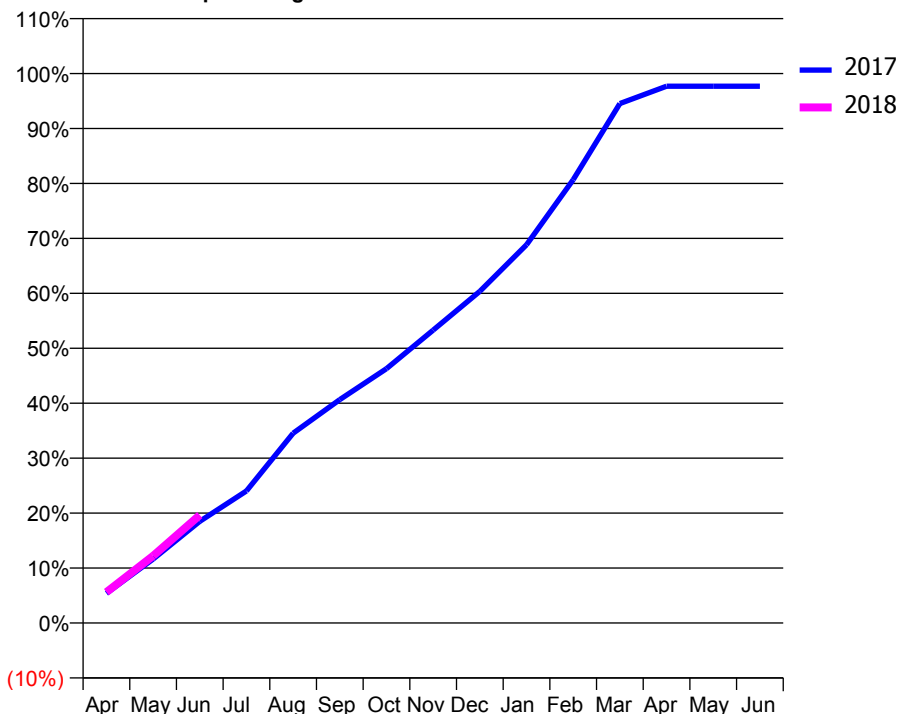
### ACCESS\*

Patients seen in 24 months	Total	Change since previous quarter
Quarter ending June 2016	346	
Quarter ending September 2016	345	→
Quarter ending December 2016	342	→
Quarter ending March 2017	337	↓
Quarter ending June 2017	338	→
<b>Variance since June 2016</b>	<b>(2.3%)</b>	<b>↓</b>



### ACTIVITY

Cumulative percentage of contracted UDA delivered 2017 & 2018



Adjusted Scheduled Activity (UDA)

Month	2017	2018
April	53	55
May	114	120
June	182	193
July	237	
August	340	
September	400	
October	455	
November	525	
December	594	
January	677	
February	794	
March	930	
April	961	
May	961	
June	961	

### QUALITY

	Quantity	Base Number	Contract	AT	Region	England
% of FP17s for the same patient ID Re-attending within 3 months - Children	6	87	6.9%	11.3%	11.6%	12.0%
% of FP17s for the same patient ID Re-attending within 3 months - Adults	6	25	24.0%	15.1%	15.9%	16.0%
% of FP17s for the same patient ID Re-attending between 3 & 9 months - Children	66	87	75.9%	57.4%	60.4%	58.0%
% of FP17s for the same patient ID Re-attending between 3 & 9 months - Adults	14	25	56.0%	48.4%	52.3%	50.9%
% of FP17s for Band 1 Urgent Courses	2	97	2.1%	9.6%	9.5%	9.1%
% of FP17s Relating to Free Repair or Replacements	0	97	0.0%	0.7%	0.7%	0.8%
% of FP17s Relating to Continuations	0	97	0.0%	0.8%	1.0%	1.1%
% of Patients satisfied with the dentistry they have received	0	0	N/A	92.9%	91.9%	91.7%
% of Patients satisfied with the time they had to wait for an appointment	0	0	N/A	90.0%	88.0%	88.0%

\* This is based on patients treated on this contract for their most recent course of treatment. Figures in italics indicate the base number of FP17s or Patient Questionnaire responses are less than 100. N/A is shown where the base number of responses is less than 10 during the period. % is calculated as Quantity/Base number\*100



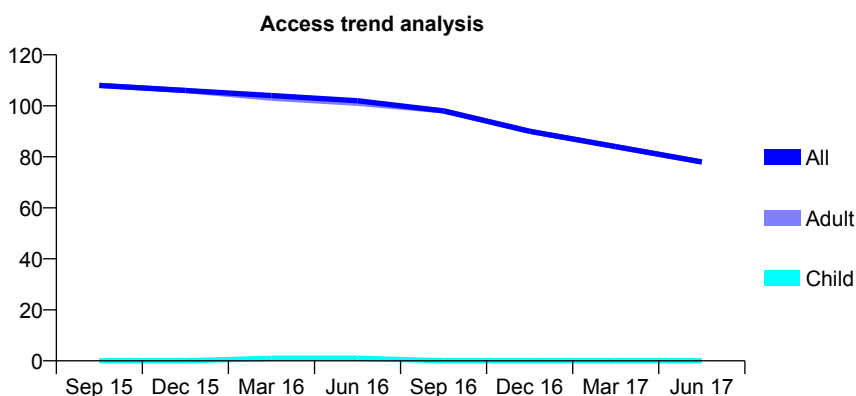
## Q69 - Vital Signs At a Glance Contract Report for 323373/0003 - June 2017

Name or company name	MR GF HOLLIS
Contract type name	GDS Contract
Purpose of contract	General
Contract start date	01/04/2006
Contract end date	

17/18 Contracted general activity (UDA)	1,474
Carry forward general activity (UDA)	0
17/18 Contracted orthodontic activity (UOA)	0
Carry forward orthodontic activity (UOA)	0
Baseline contract value	£41,032.71

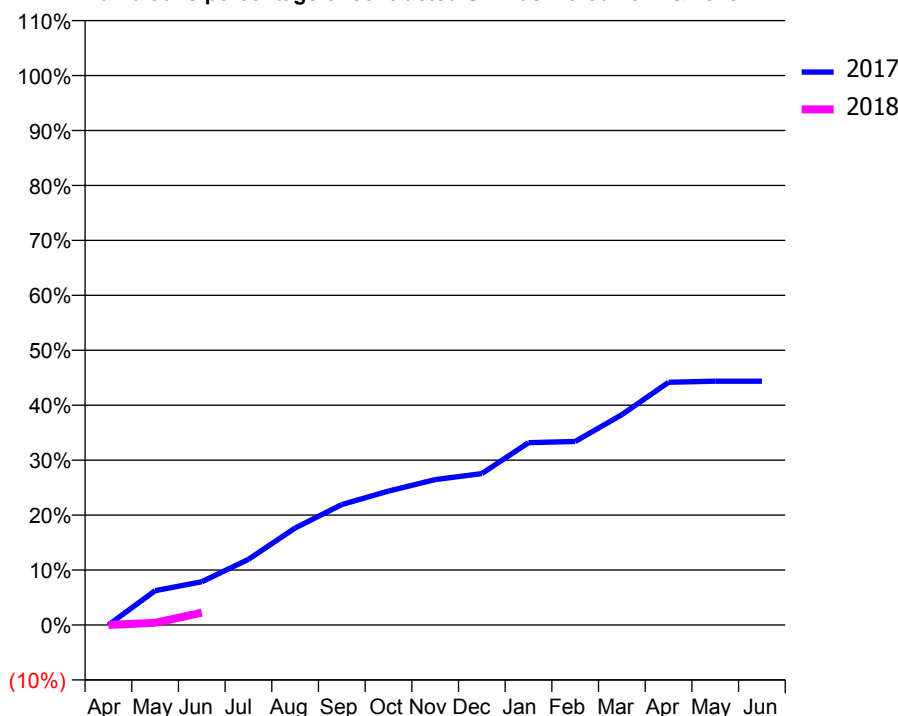
### ACCESS\*

Patients seen in 24 months	Total	Change since previous quarter
Quarter ending June 2016	102	
Quarter ending September 2016	98	↓
Quarter ending December 2016	90	↓
Quarter ending March 2017	84	↓
Quarter ending June 2017	78	↓
<b>Variance since June 2016</b>	<b>(23.5%)</b>	<b>↓</b>



### ACTIVITY

Cumulative percentage of contracted UDA delivered 2017 & 2018



Month	Adjusted Scheduled Activity (UDA)	
	2017	2018
April	0	0
May	92	6
June	116	33
July	176	
August	260	
September	323	
October	359	
November	390	
December	406	
January	489	
February	492	
March	564	
April	651	
May	654	
June	654	

### QUALITY

	Quantity	Base Number	Contract	AT	Region	England
% of FP17s for the same patient ID Re-attending within 3 months - Children	0	0	<i>N/A</i>	11.3%	11.6%	12.0%
% of FP17s for the same patient ID Re-attending within 3 months - Adults	1	14	7.1%	15.1%	15.9%	16.0%
% of FP17s for the same patient ID Re-attending between 3 & 9 months - Children	0	0	<i>N/A</i>	57.4%	60.4%	58.0%
% of FP17s for the same patient ID Re-attending between 3 & 9 months - Adults	10	14	71.4%	48.4%	52.3%	50.9%
% of FP17s for Band 1 Urgent Courses	0	5	0.0%	9.6%	9.5%	9.1%
% of FP17s Relating to Free Repair or Replacements	0	5	0.0%	0.7%	0.7%	0.8%
% of FP17s Relating to Continuations	0	5	0.0%	0.8%	1.0%	1.1%
% of Patients satisfied with the dentistry they have received	0	2	<i>N/A</i>	92.9%	91.9%	91.7%
% of Patients satisfied with the time they had to wait for an appointment	2	2	<i>N/A</i>	90.0%	88.0%	88.0%

\* This is based on patients treated on this contract for their most recent course of treatment. Figures in italics indicate the base number of FP17s or Patient Questionnaire responses are less than 100. N/A is shown where the base number of responses is less than 10 during the period. % is calculated as Quantity/Base number\*100

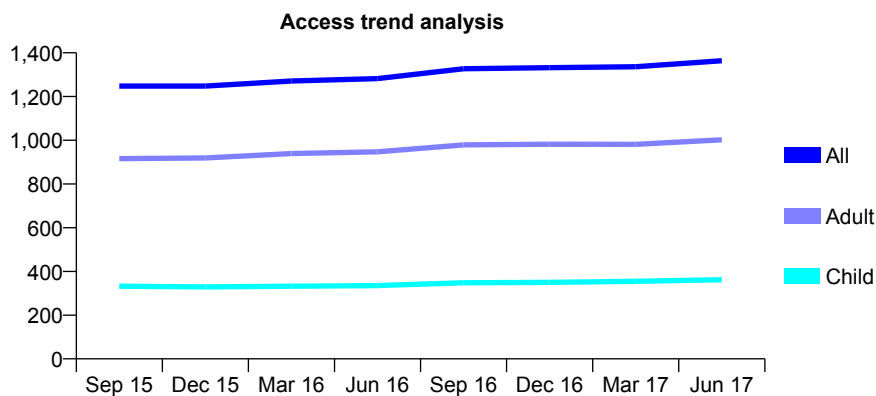
## Q69 - Vital Signs At a Glance Contract Report for 323977/0001 - June 2017

Name or company name	MR JR WHITLOCK
Contract type name	GDS Contract
Purpose of contract	General
Contract start date	01/04/2006
Contract end date	

17/18 Contracted general activity (UDA)	4,200
Carry forward general activity (UDA)	0
17/18 Contracted orthodontic activity (UOA)	0
Carry forward orthodontic activity (UOA)	0
Baseline contract value	£103,957.14

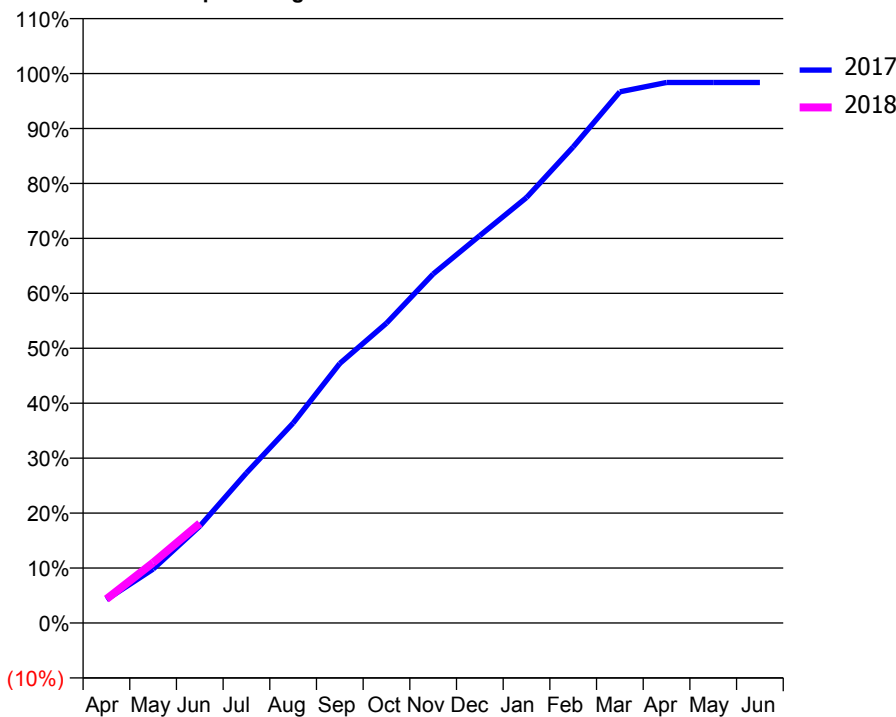
### ACCESS\*

Patients seen in 24 months	Total	Change since previous quarter
Quarter ending June 2016	1,282	
Quarter ending September 2016	1,327	↑
Quarter ending December 2016	1,332	→
Quarter ending March 2017	1,336	→
Quarter ending June 2017	1,364	↑
<b>Variance since June 2016</b>	<b>6.4%</b>	<b>↑</b>



### ACTIVITY

Cumulative percentage of contracted UDA delivered 2017 & 2018



Adjusted Scheduled Activity (UDA)

Month	2017	2018
April	178	183
May	412	461
June	741	762
July	1,148	
August	1,528	
September	1,984	
October	2,291	
November	2,668	
December	2,961	
January	3,251	
February	3,639	
March	4,060	
April	4,131	
May	4,131	
June	4,131	

### QUALITY

	Quantity	Base Number	Contract	AT	Region	England
% of FP17s for the same patient ID Re-attending within 3 months - Children	12	152	7.9%	11.3%	11.6%	12.0%
% of FP17s for the same patient ID Re-attending within 3 months - Adults	43	376	11.4%	15.1%	15.9%	16.0%
% of FP17s for the same patient ID Re-attending between 3 & 9 months - Children	102	152	67.1%	57.4%	60.4%	58.0%
% of FP17s for the same patient ID Re-attending between 3 & 9 months - Adults	267	376	71.0%	48.4%	52.3%	50.9%
% of FP17s for Band 1 Urgent Courses	14	481	2.9%	9.6%	9.5%	9.1%
% of FP17s Relating to Free Repair or Replacements	0	481	0.0%	0.7%	0.7%	0.8%
% of FP17s Relating to Continuations	0	481	0.0%	0.8%	1.0%	1.1%
% of Patients satisfied with the dentistry they have received	3	3	N/A	92.9%	91.9%	91.7%
% of Patients satisfied with the time they had to wait for an appointment	3	3	N/A	90.0%	88.0%	88.0%

\* This is based on patients treated on this contract for their most recent course of treatment. Figures in italics indicate the base number of FP17s or Patient Questionnaire responses are less than 100. N/A is shown where the base number of responses is less than 10 during the period. % is calculated as Quantity/Base number\*100

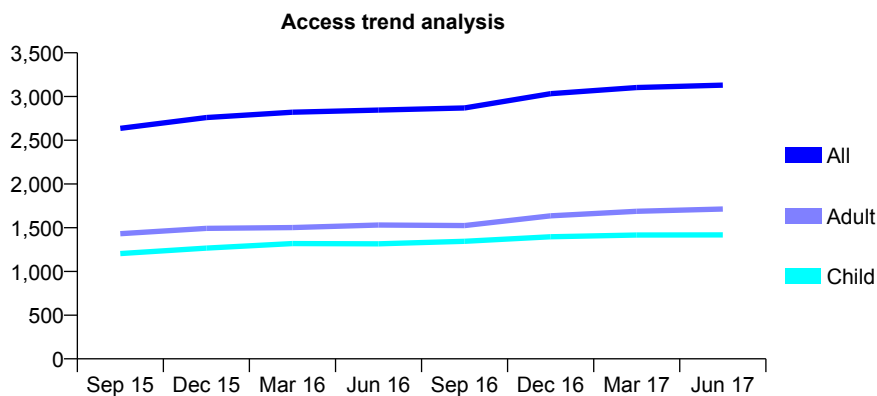
## Q69 - Vital Signs At a Glance Contract Report for 326240/0001 - June 2017

Name or company name	MR NS SEHRA
Contract type name	GDS Contract
Purpose of contract	General
Contract start date	01/04/2006
Contract end date	

17/18 Contracted general activity (UDA)	11,428
Carry forward general activity (UDA)	0
17/18 Contracted orthodontic activity (UOA)	0
Carry forward orthodontic activity (UOA)	0
Baseline contract value	£381,344.38

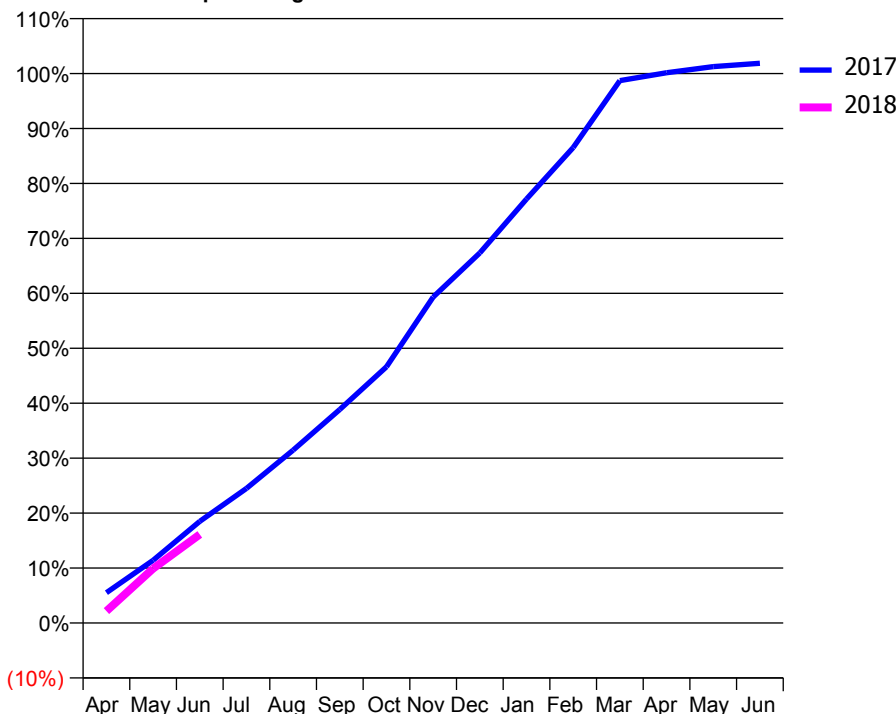
### ACCESS\*

Patients seen in 24 months	Total	Change since previous quarter
Quarter ending June 2016	2,845	
Quarter ending September 2016	2,869	→
Quarter ending December 2016	3,032	↑
Quarter ending March 2017	3,103	↑
Quarter ending June 2017	3,130	→
<b>Variance since June 2016</b>	<b>10.0%</b>	<b>↑</b>



### ACTIVITY

Cumulative percentage of contracted UDA delivered 2017 & 2018



Month	Adjusted Scheduled Activity (UDA)	
	2017	2018
April	655	248
May	1,358	1,134
June	2,198	1,843
July	2,912	
August	3,740	
September	4,618	
October	5,543	
November	7,052	
December	8,004	
January	9,171	
February	10,283	
March	11,732	
April	11,903	
May	12,033	
June	12,106	

### QUALITY

	Quantity	Base Number	Contract	AT	Region	England
% of FP17s for the same patient ID Re-attending within 3 months - Children	32	531	6.0%	11.3%	11.6%	12.0%
% of FP17s for the same patient ID Re-attending within 3 months - Adults	51	356	14.3%	15.1%	15.9%	16.0%
% of FP17s for the same patient ID Re-attending between 3 & 9 months - Children	372	531	70.1%	57.4%	60.4%	58.0%
% of FP17s for the same patient ID Re-attending between 3 & 9 months - Adults	173	356	48.6%	48.4%	52.3%	50.9%
% of FP17s for Band 1 Urgent Courses	94	758	12.4%	9.6%	9.5%	9.1%
% of FP17s Relating to Free Repair or Replacements	2	758	0.3%	0.7%	0.7%	0.8%
% of FP17s Relating to Continuations	0	758	0.0%	0.8%	1.0%	1.1%
% of Patients satisfied with the dentistry they have received	3	4	N/A	92.9%	91.9%	91.7%
% of Patients satisfied with the time they had to wait for an appointment	4	4	N/A	90.0%	88.0%	88.0%

\* This is based on patients treated on this contract for their most recent course of treatment. Figures in italics indicate the base number of FP17s or Patient Questionnaire responses are less than 100. N/A is shown where the base number of responses is less than 10 during the period. % is calculated as Quantity/Base number\*100

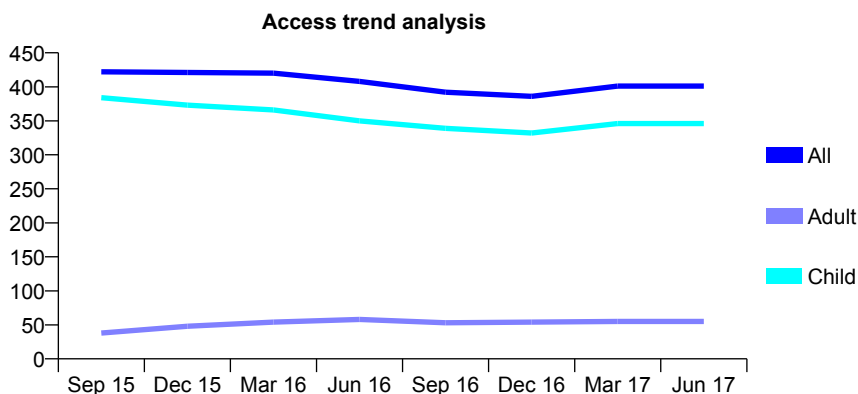
## Q69 - Vital Signs At a Glance Contract Report for 327387/0001 - June 2017

Name or company name	Pond House Dental Partnership
Contract type name	GDS Contract
Purpose of contract	General
Contract start date	01/04/2006
Contract end date	

17/18 Contracted general activity (UDA)	728
Carry forward general activity (UDA)	0
17/18 Contracted orthodontic activity (UOA)	0
Carry forward orthodontic activity (UOA)	0
Baseline contract value	£13,817.42

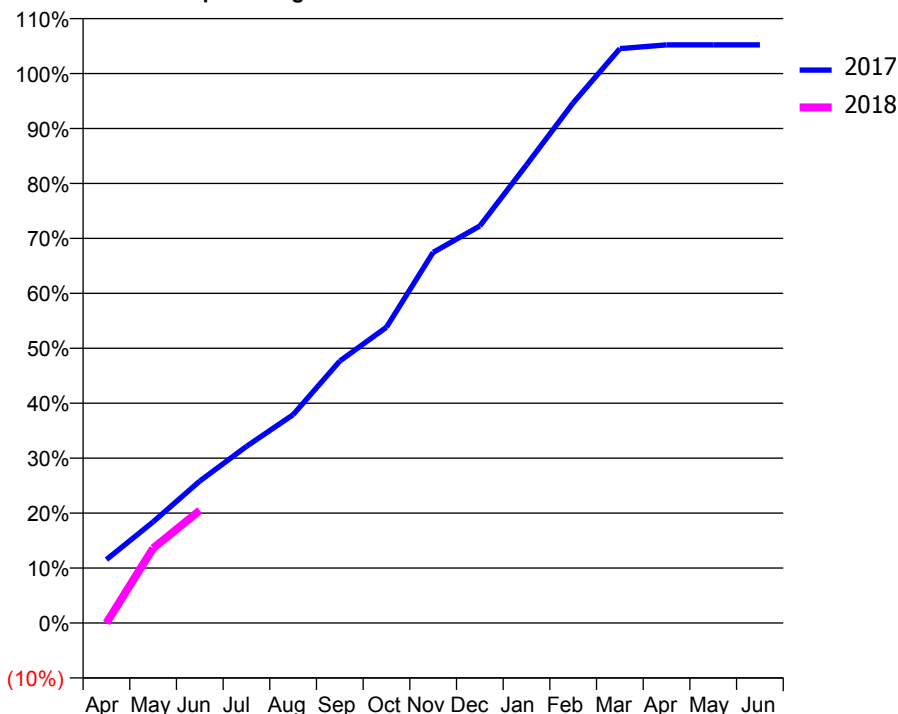
### ACCESS\*

Patients seen in 24 months	Total	Change since previous quarter
Quarter ending June 2016	408	
Quarter ending September 2016	392	↓
Quarter ending December 2016	386	↓
Quarter ending March 2017	401	↑
Quarter ending June 2017	401	→
<b>Variance since June 2016</b>	<b>(1.7%)</b>	<b>↓</b>



### ACTIVITY

Cumulative percentage of contracted UDA delivered 2017 & 2018



Adjusted Scheduled Activity (UDA)

Month	2017	2018
April	84	0
May	134	99
June	188	149
July	234	
August	276	
September	347	
October	392	
November	491	
December	526	
January	607	
February	689	
March	761	
April	766	
May	766	
June	766	

### QUALITY

	Quantity	Base Number	Contract	AT	Region	England
% of FP17s for the same patient ID Re-attending within 3 months - Children	6	94	6.4%	11.3%	11.6%	12.0%
% of FP17s for the same patient ID Re-attending within 3 months - Adults	0	3	0.0%	15.1%	15.9%	16.0%
% of FP17s for the same patient ID Re-attending between 3 & 9 months - Children	43	94	45.7%	57.4%	60.4%	58.0%
% of FP17s for the same patient ID Re-attending between 3 & 9 months - Adults	1	3	33.3%	48.4%	52.3%	50.9%
% of FP17s for Band 1 Urgent Courses	1	94	1.1%	9.6%	9.5%	9.1%
% of FP17s Relating to Free Repair or Replacements	0	94	0.0%	0.7%	0.7%	0.8%
% of FP17s Relating to Continuations	1	94	1.1%	0.8%	1.0%	1.1%
% of Patients satisfied with the dentistry they have received	1	1	N/A	92.9%	91.9%	91.7%
% of Patients satisfied with the time they had to wait for an appointment	1	1	N/A	90.0%	88.0%	88.0%

\* This is based on patients treated on this contract for their most recent course of treatment. Figures in italics indicate the base number of FP17s or Patient Questionnaire responses are less than 100. N/A is shown where the base number of responses is less than 10 during the period. % is calculated as Quantity/Base number\*100

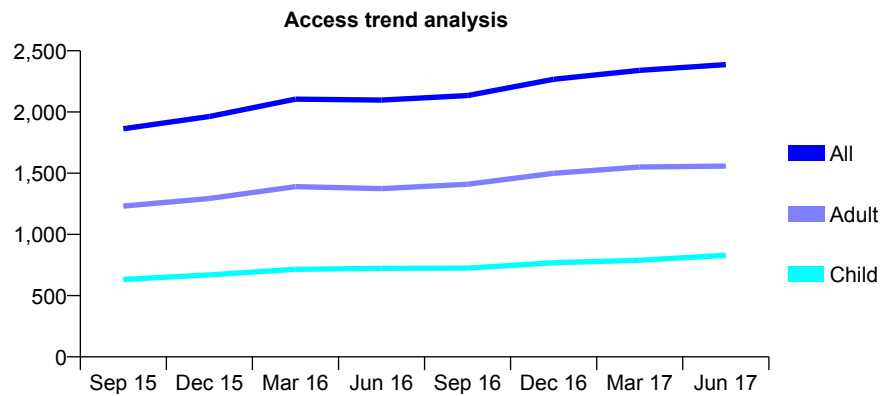
## Q69 - Vital Signs At a Glance Contract Report for 332119/0003 - June 2017

Name or company name	SC Dental Studio Ltd
Contract type name	GDS Contract
Purpose of contract	General
Contract start date	24/12/2009
Contract end date	

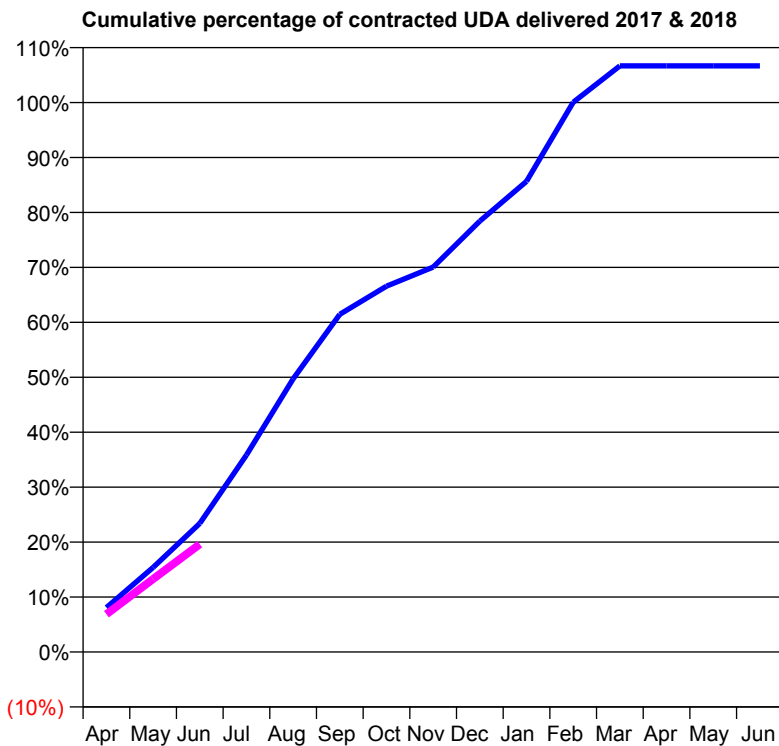
17/18 Contracted general activity (UDA)	3,150
Carry forward general activity (UDA)	0
17/18 Contracted orthodontic activity (UOA)	0
Carry forward orthodontic activity (UOA)	0
Baseline contract value	£91,798.82

### ACCESS\*

Patients seen in 24 months	Total	Change since previous quarter
Quarter ending June 2016	2,097	
Quarter ending September 2016	2,135	→
Quarter ending December 2016	2,267	↑
Quarter ending March 2017	2,340	↑
Quarter ending June 2017	2,387	↑
<b>Variance since June 2016</b>	<b>13.8%</b>	<b>↑</b>



### ACTIVITY



Month	Adjusted Scheduled Activity (UDA)	
	2017	2018
April	265	217
May	505	418
June	767	618
July	1,174	
August	1,628	
September	2,013	
October	2,181	
November	2,295	
December	2,569	
January	2,806	
February	3,277	
March	3,494	
April	3,494	
May	3,494	
June	3,494	

### QUALITY

	Quantity	Base Number	Contract	AT	Region	England
% of FP17s for the same patient ID Re-attending within 3 months - Children	26	255	10.2%	11.3%	11.6%	12.0%
% of FP17s for the same patient ID Re-attending within 3 months - Adults	44	345	12.8%	15.1%	15.9%	16.0%
% of FP17s for the same patient ID Re-attending between 3 & 9 months - Children	93	255	36.5%	57.4%	60.4%	58.0%
% of FP17s for the same patient ID Re-attending between 3 & 9 months - Adults	109	345	31.6%	48.4%	52.3%	50.9%
% of FP17s for Band 1 Urgent Courses	56	250	22.4%	9.6%	9.5%	9.1%
% of FP17s Relating to Free Repair or Replacements	0	250	0.0%	0.7%	0.7%	0.8%
% of FP17s Relating to Continuations	3	250	1.2%	0.8%	1.0%	1.1%
% of Patients satisfied with the dentistry they have received	3	3	N/A	92.9%	91.9%	91.7%
% of Patients satisfied with the time they had to wait for an appointment	1	3	N/A	90.0%	88.0%	88.0%

\* This is based on patients treated on this contract for their most recent course of treatment. Figures in italics indicate the base number of FP17s or Patient Questionnaire responses are less than 100. N/A is shown where the base number of responses is less than 10 during the period. % is calculated as Quantity/Base number\*100

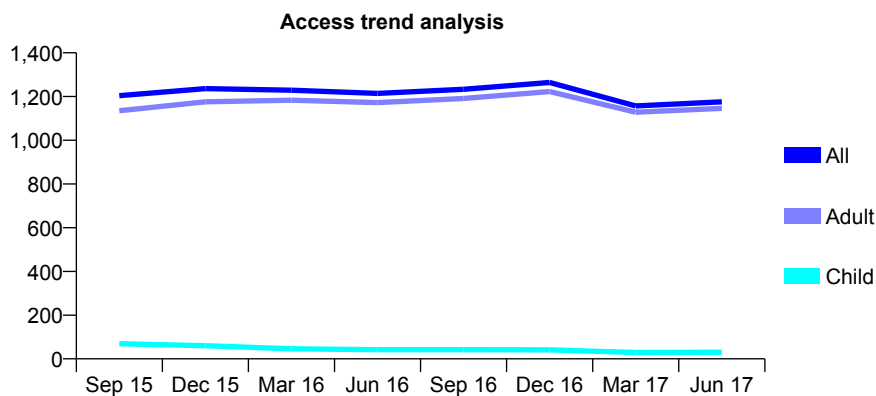
## Q69 - Vital Signs At a Glance Contract Report for 332119/0005 - June 2017

Name or company name	SC Dental Studio Ltd
Contract type name	GDS Contract
Purpose of contract	General
Contract start date	01/04/2013
Contract end date	

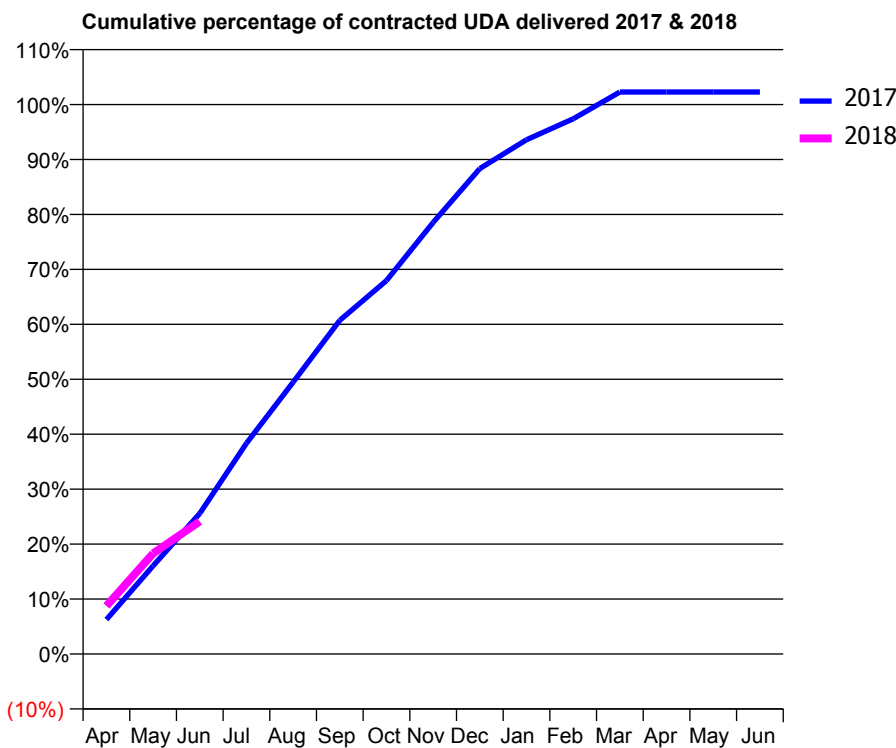
17/18 Contracted general activity (UDA)	5,175
Carry forward general activity (UDA)	0
17/18 Contracted orthodontic activity (UOA)	0
Carry forward orthodontic activity (UOA)	0
Baseline contract value	£264,030.23

### ACCESS\*

Patients seen in 24 months	Total	Change since previous quarter
Quarter ending June 2016	1,214	
Quarter ending September 2016	1,233	→
Quarter ending December 2016	1,264	↑
Quarter ending March 2017	1,157	↓
Quarter ending June 2017	1,176	→
<b>Variance since June 2016</b>	<b>(3.1%)</b>	<b>↓</b>



### ACTIVITY



Month	Adjusted Scheduled Activity (UDA)	
	2017	2018
April	338	453
May	864	948
June	1,377	1,249
July	2,064	
August	2,662	
September	3,269	
October	3,658	
November	4,227	
December	4,755	
January	5,037	
February	5,242	
March	5,504	
April	5,504	
May	5,504	
June	5,504	

### QUALITY

	Quantity	Base Number	Contract	AT	Region	England
% of FP17s for the same patient ID Re-attending within 3 months - Children	0	12	0.0%	11.3%	11.6%	12.0%
% of FP17s for the same patient ID Re-attending within 3 months - Adults	1	247	0.4%	15.1%	15.9%	16.0%
% of FP17s for the same patient ID Re-attending between 3 & 9 months - Children	2	12	16.7%	57.4%	60.4%	58.0%
% of FP17s for the same patient ID Re-attending between 3 & 9 months - Adults	19	247	7.7%	48.4%	52.3%	50.9%
% of FP17s for Band 1 Urgent Courses	0	259	0.0%	9.6%	9.5%	9.1%
% of FP17s Relating to Free Repair or Replacements	0	259	0.0%	0.7%	0.7%	0.8%
% of FP17s Relating to Continuations	1	259	0.4%	0.8%	1.0%	1.1%
% of Patients satisfied with the dentistry they have received	1	2	N/A	92.9%	91.9%	91.7%
% of Patients satisfied with the time they had to wait for an appointment	1	2	N/A	90.0%	88.0%	88.0%

\* This is based on patients treated on this contract for their most recent course of treatment. Figures in italics indicate the base number of FP17s or Patient Questionnaire responses are less than 100. N/A is shown where the base number of responses is less than 10 during the period. % is calculated as Quantity/Base number\*100

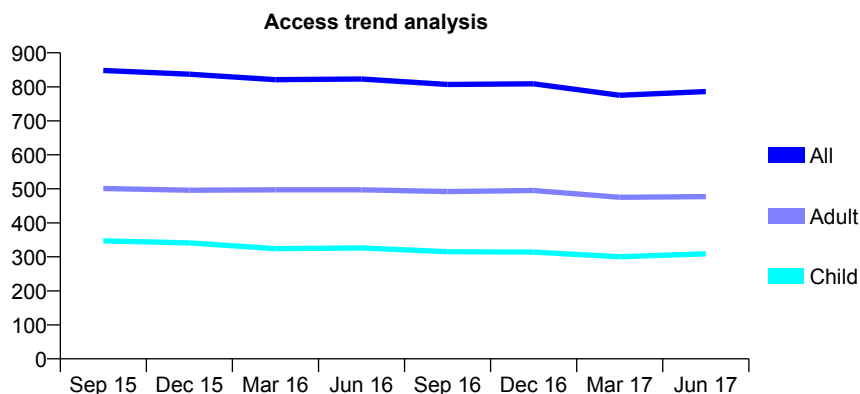
## Q69 - Vital Signs At a Glance Contract Report for 334944/0001 - June 2017

Name or company name	MISS NP MCVEIGH
Contract type name	GDS Contract
Purpose of contract	General
Contract start date	01/04/2006
Contract end date	

17/18 Contracted general activity (UDA)	1,760
Carry forward general activity (UDA)	0
17/18 Contracted orthodontic activity (UOA)	0
Carry forward orthodontic activity (UOA)	0
Baseline contract value	£42,527.25

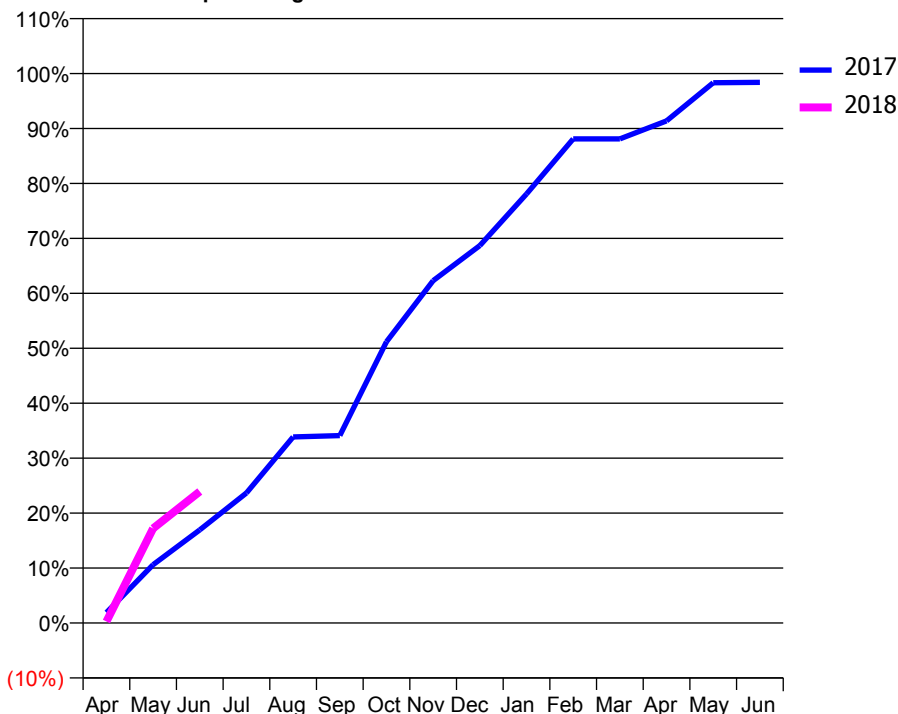
### ACCESS\*

Patients seen in 24 months	Total	Change since previous quarter
Quarter ending June 2016	823	
Quarter ending September 2016	807	↓
Quarter ending December 2016	809	→
Quarter ending March 2017	775	↓
Quarter ending June 2017	786	→
<b>Variance since June 2016</b>	<b>(4.5%)</b>	<b>↓</b>



### ACTIVITY

**Cumulative percentage of contracted UDA delivered 2017 & 2018**



**Adjusted Scheduled Activity (UDA)**

Month	2017	2018
April	33	5
May	187	303
June	298	421
July	417	
August	596	
September	600	
October	901	
November	1,096	
December	1,209	
January	1,374	
February	1,550	
March	1,550	
April	1,608	
May	1,731	
June	1,732	

### QUALITY

	Quantity	Base Number	Contract	AT	Region	England
% of FP17s for the same patient ID Re-attending within 3 months - Children	2	158	1.3%	11.3%	11.6%	12.0%
% of FP17s for the same patient ID Re-attending within 3 months - Adults	15	231	6.5%	15.1%	15.9%	16.0%
% of FP17s for the same patient ID Re-attending between 3 & 9 months - Children	107	158	67.7%	57.4%	60.4%	58.0%
% of FP17s for the same patient ID Re-attending between 3 & 9 months - Adults	177	231	76.6%	48.4%	52.3%	50.9%
% of FP17s for Band 1 Urgent Courses	6	286	2.1%	9.6%	9.5%	9.1%
% of FP17s Relating to Free Repair or Replacements	1	286	0.3%	0.7%	0.7%	0.8%
% of FP17s Relating to Continuations	1	286	0.3%	0.8%	1.0%	1.1%
% of Patients satisfied with the dentistry they have received	4	4	N/A	92.9%	91.9%	91.7%
% of Patients satisfied with the time they had to wait for an appointment	4	4	N/A	90.0%	88.0%	88.0%

\* This is based on patients treated on this contract for their most recent course of treatment. Figures in italics indicate the base number of FP17s or Patient Questionnaire responses are less than 100. N/A is shown where the base number of responses is less than 10 during the period. % is calculated as Quantity/Base number\*100

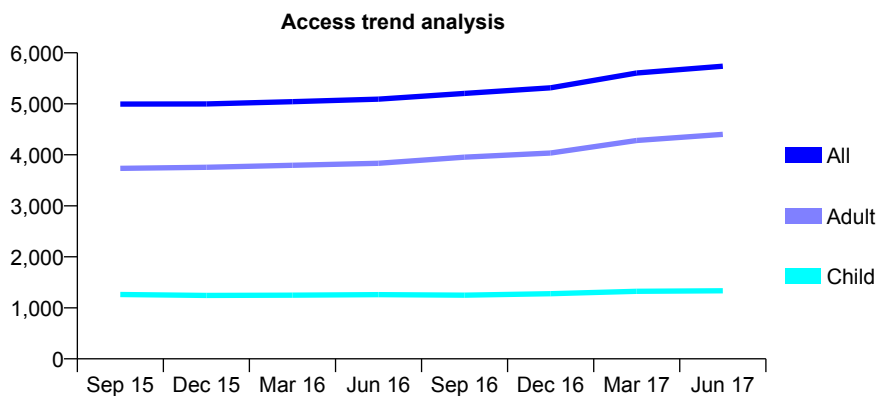
## Q69 - Vital Signs At a Glance Contract Report for 335304/0001 - June 2017

Name or company name	MR LR POWELL
Contract type name	GDS Contract
Purpose of contract	General
Contract start date	01/04/2006
Contract end date	

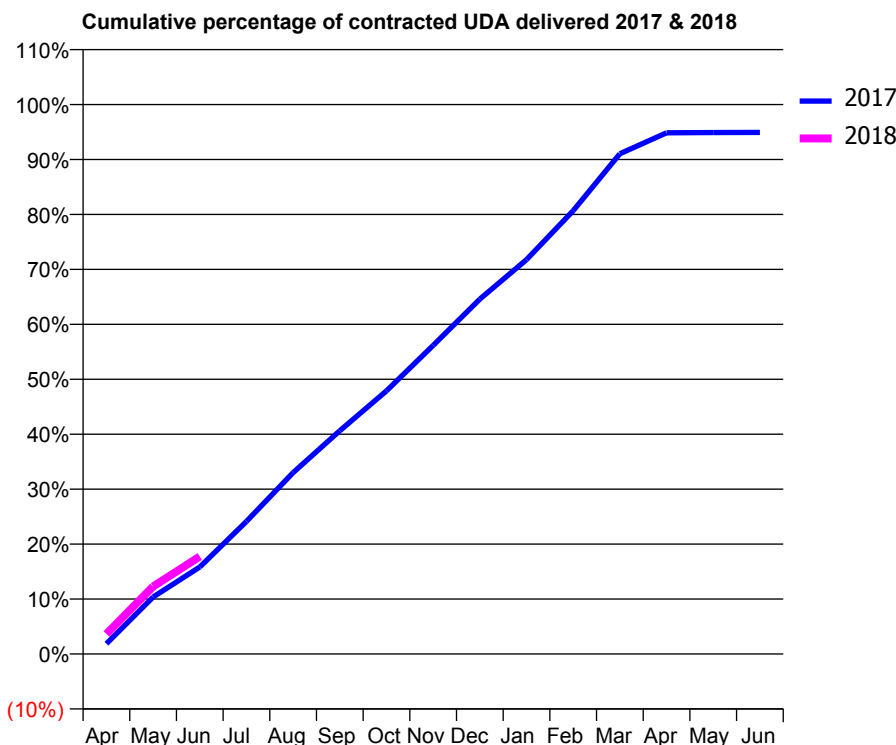
17/18 Contracted general activity (UDA)	17,123
Carry forward general activity (UDA)	0
17/18 Contracted orthodontic activity (UOA)	0
Carry forward orthodontic activity (UOA)	0
Baseline contract value	£391,044.74

### ACCESS\*

Patients seen in 24 months	Total	Change since previous quarter
Quarter ending June 2016	5,092	
Quarter ending September 2016	5,204	↑
Quarter ending December 2016	5,313	↑
Quarter ending March 2017	5,605	↑
Quarter ending June 2017	5,737	↑
<b>Variance since June 2016</b>	<b>12.7%</b>	<b>↑</b>



### ACTIVITY



Month	Adjusted Scheduled Activity (UDA)	
	2017	2018
April	322	624
May	1,778	2,103
June	2,710	3,039
July	4,131	
August	5,655	
September	6,960	
October	8,201	
November	9,617	
December	11,058	
January	12,288	
February	13,816	
March	15,588	
April	16,241	
May	16,250	
June	16,254	

### QUALITY

	Quantity	Base Number	Contract	AT	Region	England
% of FP17s for the same patient ID Re-attending within 3 months - Children	29	511	5.7%	11.3%	11.6%	12.0%
% of FP17s for the same patient ID Re-attending within 3 months - Adults	307	1,528	20.1%	15.1%	15.9%	16.0%
% of FP17s for the same patient ID Re-attending between 3 & 9 months - Children	329	511	64.4%	57.4%	60.4%	58.0%
% of FP17s for the same patient ID Re-attending between 3 & 9 months - Adults	754	1,528	49.3%	48.4%	52.3%	50.9%
% of FP17s for Band 1 Urgent Courses	189	1,687	11.2%	9.6%	9.5%	9.1%
% of FP17s Relating to Free Repair or Replacements	20	1,687	1.2%	0.7%	0.7%	0.8%
% of FP17s Relating to Continuations	20	1,687	1.2%	0.8%	1.0%	1.1%
% of Patients satisfied with the dentistry they have received	16	16	100.0%	92.9%	91.9%	91.7%
% of Patients satisfied with the time they had to wait for an appointment	14	16	87.5%	90.0%	88.0%	88.0%

\* This is based on patients treated on this contract for their most recent course of treatment. Figures in italics indicate the base number of FP17s or Patient Questionnaire responses are less than 100. N/A is shown where the base number of responses is less than 10 during the period. % is calculated as Quantity/Base number\*100



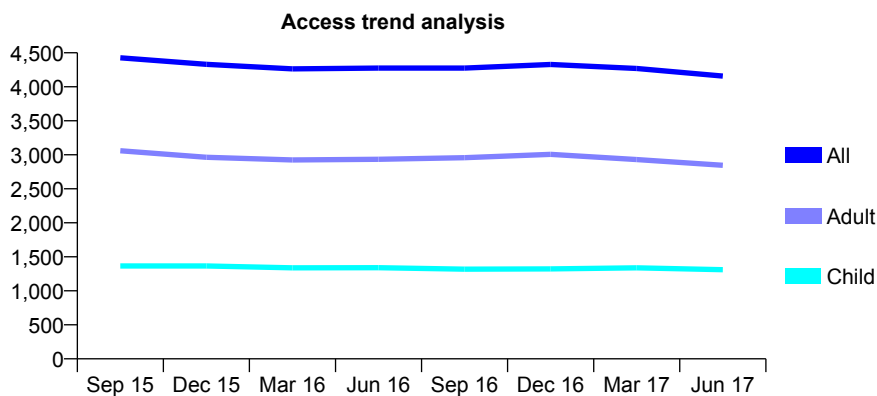
## Q69 - Vital Signs At a Glance Contract Report for 336785/0001 - June 2017

Name or company name	MRS KS RADIA
Contract type name	GDS Contract
Purpose of contract	General
Contract start date	01/04/2006
Contract end date	

17/18 Contracted general activity (UDA)	8,951
Carry forward general activity (UDA)	0
17/18 Contracted orthodontic activity (UOA)	0
Carry forward orthodontic activity (UOA)	0
Baseline contract value	£287,992.59

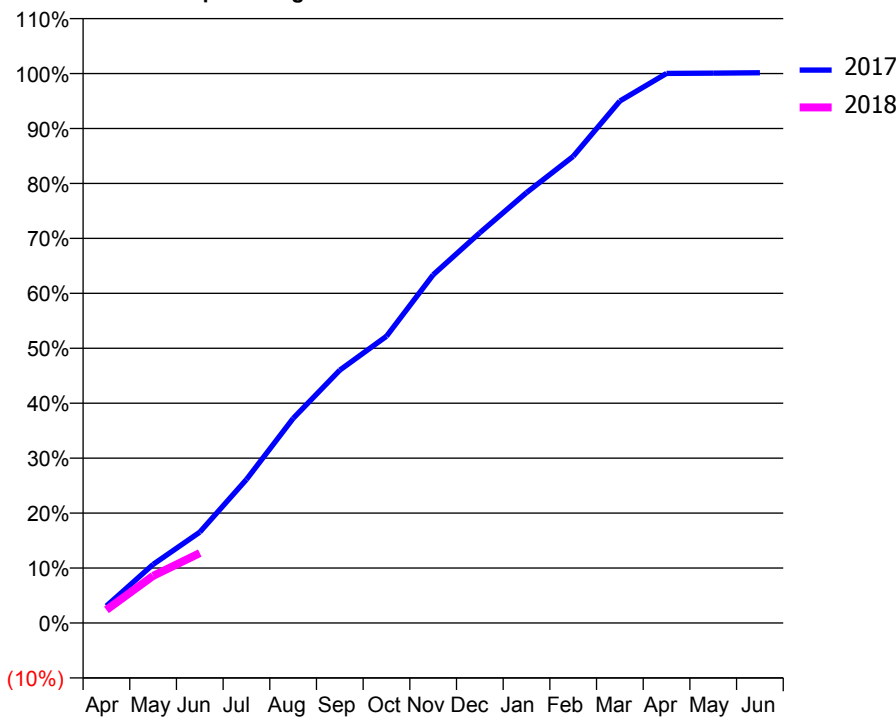
### ACCESS\*

Patients seen in 24 months	Total	Change since previous quarter
Quarter ending June 2016	4,276	
Quarter ending September 2016	4,275	→
Quarter ending December 2016	4,329	→
Quarter ending March 2017	4,269	↓
Quarter ending June 2017	4,158	↓
<b>Variance since June 2016</b>	<b>(2.8%)</b>	<b>↓</b>



### ACTIVITY

Cumulative percentage of contracted UDA delivered 2017 & 2018



Month	Adjusted Scheduled Activity (UDA)	
	2017	2018
April	276	215
May	954	768
June	1,481	1,139
July	2,339	
August	3,333	
September	4,119	
October	4,672	
November	5,672	
December	6,356	
January	7,010	
February	7,602	
March	8,503	
April	8,953	
May	8,956	
June	8,962	

### QUALITY

	Quantity	Base Number	Contract	AT	Region	England
% of FP17s for the same patient ID Re-attending within 3 months - Children	27	478	5.6%	11.3%	11.6%	12.0%
% of FP17s for the same patient ID Re-attending within 3 months - Adults	129	830	15.5%	15.1%	15.9%	16.0%
% of FP17s for the same patient ID Re-attending between 3 & 9 months - Children	334	478	69.9%	57.4%	60.4%	58.0%
% of FP17s for the same patient ID Re-attending between 3 & 9 months - Adults	379	830	45.7%	48.4%	52.3%	50.9%
% of FP17s for Band 1 Urgent Courses	46	715	6.4%	9.6%	9.5%	9.1%
% of FP17s Relating to Free Repair or Replacements	4	715	0.6%	0.7%	0.7%	0.8%
% of FP17s Relating to Continuations	2	715	0.3%	0.8%	1.0%	1.1%
% of Patients satisfied with the dentistry they have received	24	28	85.7%	92.9%	91.9%	91.7%
% of Patients satisfied with the time they had to wait for an appointment	24	28	85.7%	90.0%	88.0%	88.0%

\* This is based on patients treated on this contract for their most recent course of treatment. Figures in italics indicate the base number of FP17s or Patient Questionnaire responses are less than 100. N/A is shown where the base number of responses is less than 10 during the period. % is calculated as Quantity/Base number\*100

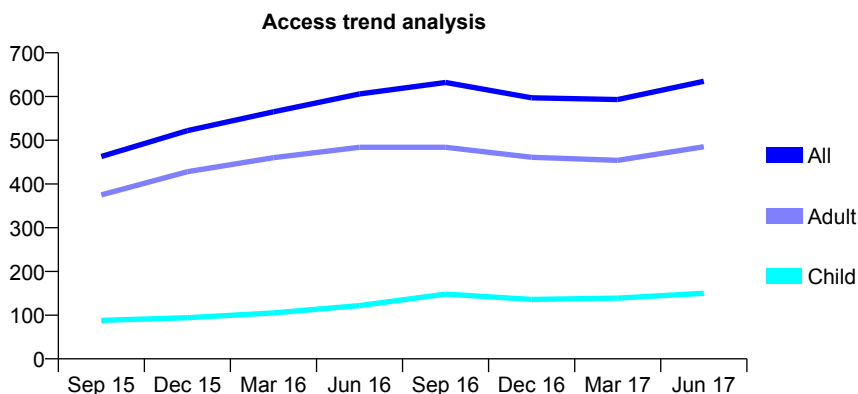
## Q69 - Vital Signs At a Glance Contract Report for 336785/0002 - June 2017

Name or company name	MRS KS RADIA
Contract type name	GDS Contract
Purpose of contract	General
Contract start date	01/04/2009
Contract end date	

17/18 Contracted general activity (UDA)	1,050
Carry forward general activity (UDA)	0
17/18 Contracted orthodontic activity (UOA)	0
Carry forward orthodontic activity (UOA)	0
Baseline contract value	£28,152.88

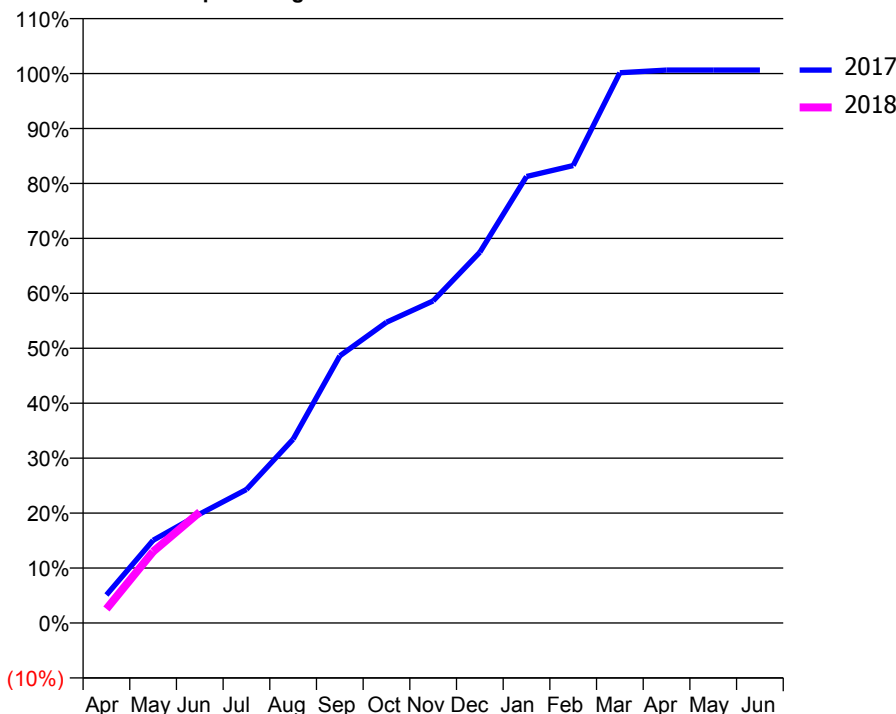
### ACCESS\*

Patients seen in 24 months	Total	Change since previous quarter
Quarter ending June 2016	606	
Quarter ending September 2016	632	↑
Quarter ending December 2016	597	↓
Quarter ending March 2017	593	→
Quarter ending June 2017	635	↑
<b>Variance since June 2016</b>	<b>4.8%</b>	<b>↑</b>



### ACTIVITY

Cumulative percentage of contracted UDA delivered 2017 & 2018



Month	Adjusted Scheduled Activity (UDA)	
	2017	2018
April	54	27
May	158	136
June	208	212
July	255	
August	351	
September	511	
October	575	
November	615	
December	708	
January	853	
February	874	
March	1,051	
April	1,057	
May	1,057	
June	1,057	

### QUALITY

	Quantity	Base Number	Contract	AT	Region	England
% of FP17s for the same patient ID Re-attending within 3 months - Children	2	46	4.3%	11.3%	11.6%	12.0%
% of FP17s for the same patient ID Re-attending within 3 months - Adults	3	136	2.2%	15.1%	15.9%	16.0%
% of FP17s for the same patient ID Re-attending between 3 & 9 months - Children	18	46	39.1%	57.4%	60.4%	58.0%
% of FP17s for the same patient ID Re-attending between 3 & 9 months - Adults	27	136	19.9%	48.4%	52.3%	50.9%
% of FP17s for Band 1 Urgent Courses	20	177	11.3%	9.6%	9.5%	9.1%
% of FP17s Relating to Free Repair or Replacements	0	177	0.0%	0.7%	0.7%	0.8%
% of FP17s Relating to Continuations	0	177	0.0%	0.8%	1.0%	1.1%
% of Patients satisfied with the dentistry they have received	2	2	N/A	92.9%	91.9%	91.7%
% of Patients satisfied with the time they had to wait for an appointment	2	2	N/A	90.0%	88.0%	88.0%

\* This is based on patients treated on this contract for their most recent course of treatment. Figures in italics indicate the base number of FP17s or Patient Questionnaire responses are less than 100. N/A is shown where the base number of responses is less than 10 during the period. % is calculated as Quantity/Base number\*100

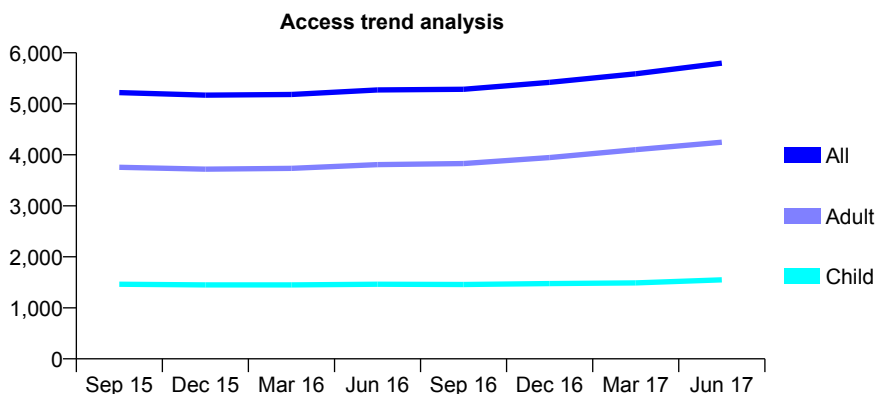
## Q69 - Vital Signs At a Glance Contract Report for 337765/0001 - June 2017

Name or company name	MR SI YOUNG
Contract type name	GDS Contract
Purpose of contract	General
Contract start date	01/04/2006
Contract end date	

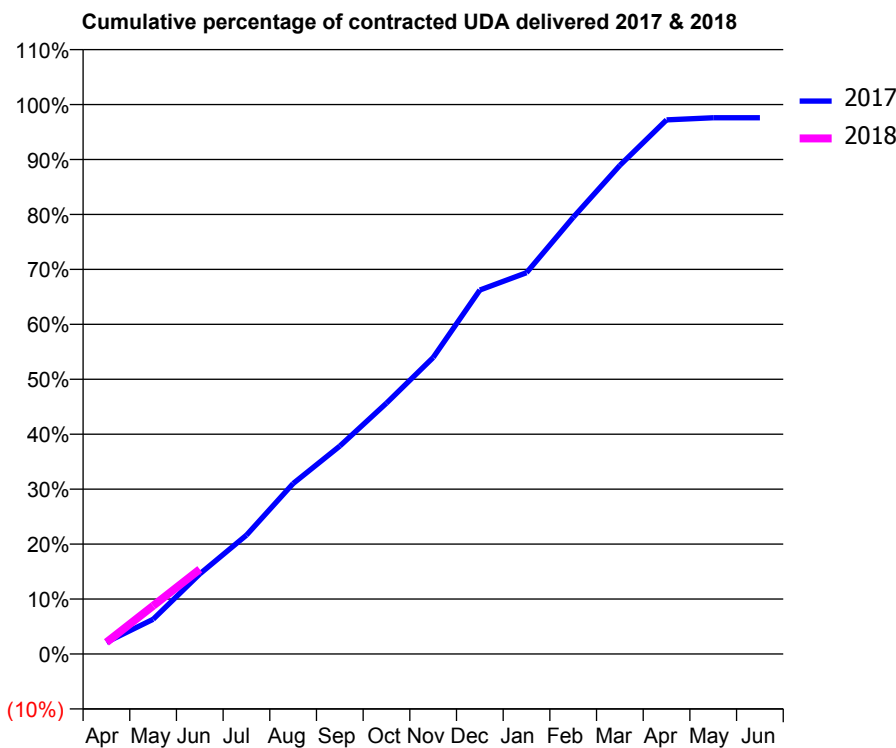
17/18 Contracted general activity (UDA)	15,338
Carry forward general activity (UDA)	0
17/18 Contracted orthodontic activity (UOA)	0
Carry forward orthodontic activity (UOA)	0
Baseline contract value	£391,112.06

### ACCESS\*

Patients seen in 24 months	Total	Change since previous quarter
Quarter ending June 2016	5,273	
Quarter ending September 2016	5,285	→
Quarter ending December 2016	5,422	↑
Quarter ending March 2017	5,589	↑
Quarter ending June 2017	5,798	↑
<b>Variance since June 2016</b>	<b>10.0%</b>	<b>↑</b>



### ACTIVITY



Month	Adjusted Scheduled Activity (UDA)	
	2017	2018
April	331	326
May	971	1,347
June	2,234	2,367
July	3,317	
August	4,759	
September	5,803	
October	7,003	
November	8,275	
December	10,158	
January	10,643	
February	12,189	
March	13,640	
April	14,908	
May	14,967	
June	14,967	

### QUALITY

	Quantity	Base Number	Contract	AT	Region	England
% of FP17s for the same patient ID Re-attending within 3 months - Children	35	589	5.9%	11.3%	11.6%	12.0%
% of FP17s for the same patient ID Re-attending within 3 months - Adults	148	1,134	13.1%	15.1%	15.9%	16.0%
% of FP17s for the same patient ID Re-attending between 3 & 9 months - Children	323	589	54.8%	57.4%	60.4%	58.0%
% of FP17s for the same patient ID Re-attending between 3 & 9 months - Adults	345	1,134	30.4%	48.4%	52.3%	50.9%
% of FP17s for Band 1 Urgent Courses	191	1,268	15.1%	9.6%	9.5%	9.1%
% of FP17s Relating to Free Repair or Replacements	4	1,268	0.3%	0.7%	0.7%	0.8%
% of FP17s Relating to Continuations	1	1,268	0.1%	0.8%	1.0%	1.1%
% of Patients satisfied with the dentistry they have received	15	15	100.0%	92.9%	91.9%	91.7%
% of Patients satisfied with the time they had to wait for an appointment	15	15	100.0%	90.0%	88.0%	88.0%

\* This is based on patients treated on this contract for their most recent course of treatment. Figures in italics indicate the base number of FP17s or Patient Questionnaire responses are less than 100. N/A is shown where the base number of responses is less than 10 during the period. % is calculated as Quantity/Base number\*100

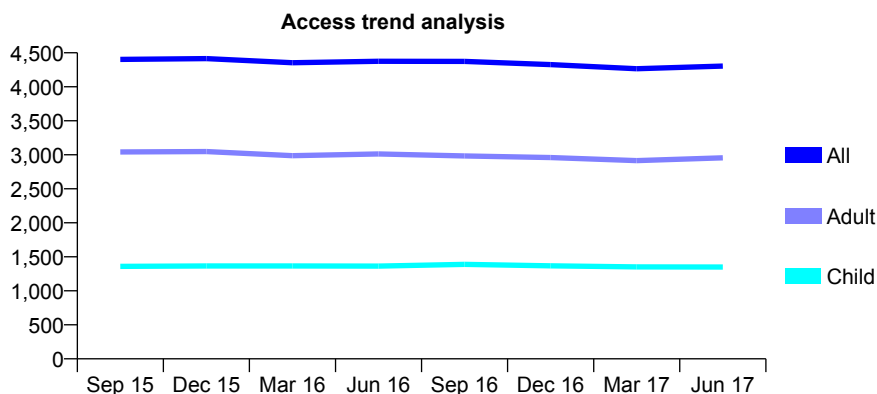
## Q69 - Vital Signs At a Glance Contract Report for 338761/0002 - June 2017

Name or company name	MR MS KHAN
Contract type name	GDS Contract
Purpose of contract	General
Contract start date	01/04/2006
Contract end date	

17/18 Contracted general activity (UDA)	11,111
Carry forward general activity (UDA)	0
17/18 Contracted orthodontic activity (UOA)	0
Carry forward orthodontic activity (UOA)	0
Baseline contract value	£262,775.82

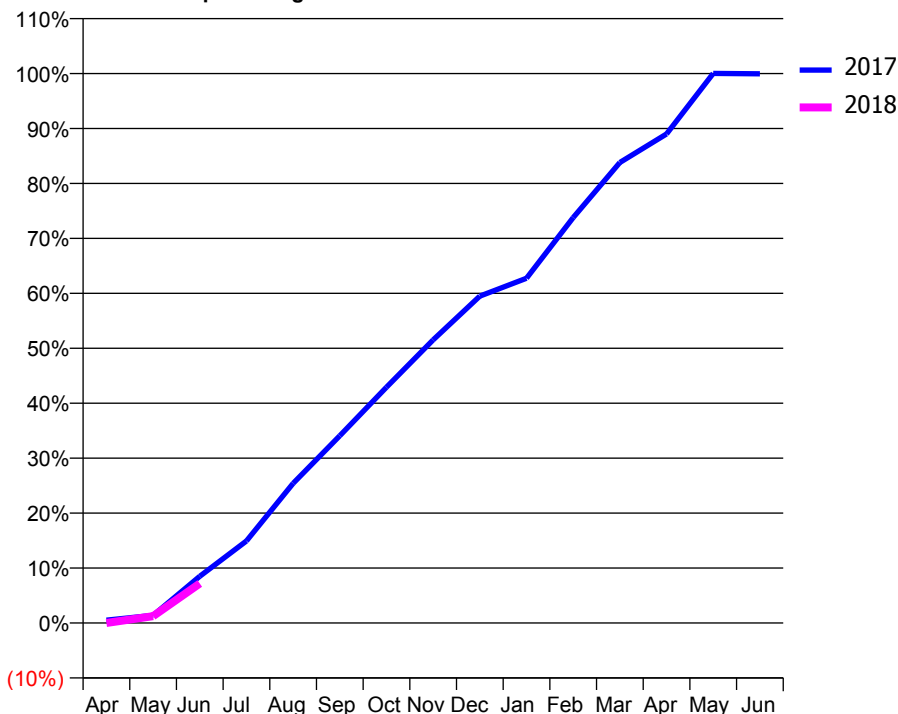
### ACCESS\*

Patients seen in 24 months	Total	Change since previous quarter
Quarter ending June 2016	4,376	
Quarter ending September 2016	4,373	→
Quarter ending December 2016	4,327	↓
Quarter ending March 2017	4,266	↓
Quarter ending June 2017	4,305	→
<b>Variance since June 2016</b>	<b>(1.6%)</b>	<b>↓</b>



### ACTIVITY

Cumulative percentage of contracted UDA delivered 2017 & 2018



Month	Adjusted Scheduled Activity (UDA)	
	2017	2018
April	58	1
May	154	140
June	946	799
July	1,660	
August	2,823	
September	3,787	
October	4,767	
November	5,725	
December	6,610	
January	6,971	
February	8,198	
March	9,311	
April	9,890	
May	11,114	
June	11,106	

### QUALITY

	Quantity	Base Number	Contract	AT	Region	England
% of FP17s for the same patient ID Re-attending within 3 months - Children	42	463	9.1%	11.3%	11.6%	12.0%
% of FP17s for the same patient ID Re-attending within 3 months - Adults	144	1,007	14.3%	15.1%	15.9%	16.0%
% of FP17s for the same patient ID Re-attending between 3 & 9 months - Children	279	463	60.3%	57.4%	60.4%	58.0%
% of FP17s for the same patient ID Re-attending between 3 & 9 months - Adults	558	1,007	55.4%	48.4%	52.3%	50.9%
% of FP17s for Band 1 Urgent Courses	80	513	15.6%	9.6%	9.5%	9.1%
% of FP17s Relating to Free Repair or Replacements	0	513	0.0%	0.7%	0.7%	0.8%
% of FP17s Relating to Continuations	6	513	1.2%	0.8%	1.0%	1.1%
% of Patients satisfied with the dentistry they have received	8	8	N/A	92.9%	91.9%	91.7%
% of Patients satisfied with the time they had to wait for an appointment	8	8	N/A	90.0%	88.0%	88.0%

\* This is based on patients treated on this contract for their most recent course of treatment. Figures in italics indicate the base number of FP17s or Patient Questionnaire responses are less than 100. N/A is shown where the base number of responses is less than 10 during the period. % is calculated as Quantity/Base number\*100

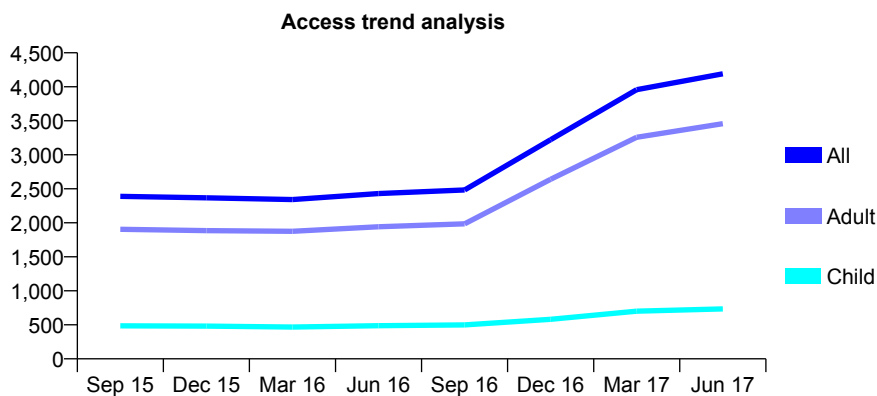
## Q69 - Vital Signs At a Glance Contract Report for 339946/0001 - June 2017

Name or company name	Mrs RK Kakad
Contract type name	GDS Contract
Purpose of contract	General
Contract start date	01/04/2006
Contract end date	

17/18 Contracted general activity (UDA)	17,125
Carry forward general activity (UDA)	0
17/18 Contracted orthodontic activity (UOA)	0
Carry forward orthodontic activity (UOA)	0
Baseline contract value	£368,099.36

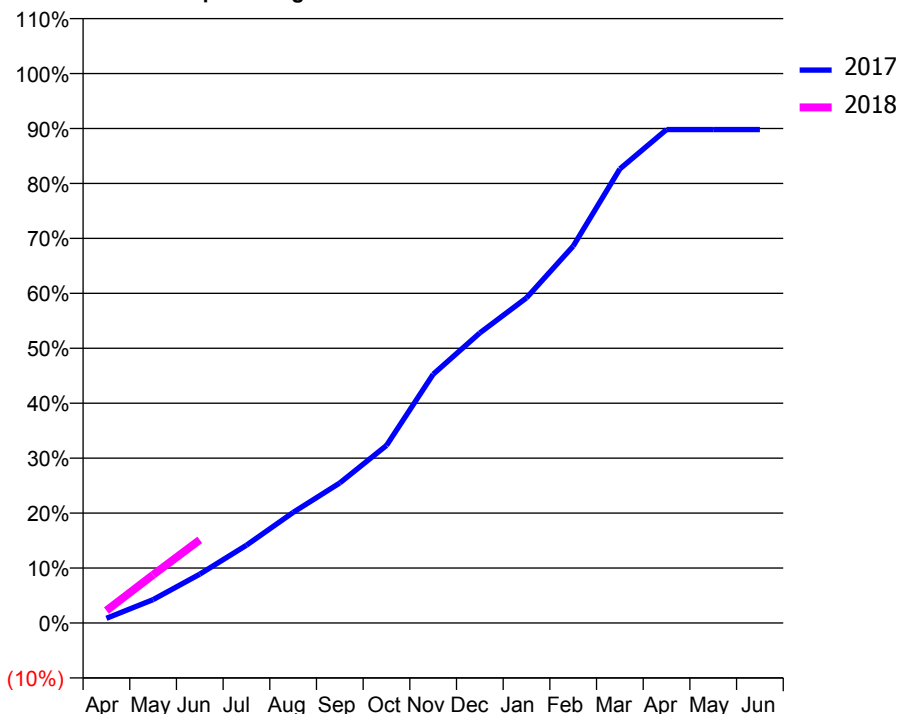
### ACCESS\*

Patients seen in 24 months	Total	Change since previous quarter
Quarter ending June 2016	2,430	
Quarter ending September 2016	2,484	↑
Quarter ending December 2016	3,222	↑
Quarter ending March 2017	3,958	↑
Quarter ending June 2017	4,191	↑
<b>Variance since June 2016</b>	<b>72.5%</b>	<b>↑</b>



### ACTIVITY

**Cumulative percentage of contracted UDA delivered 2017 & 2018**



Month	Adjusted Scheduled Activity (UDA)	
	2017	2018
April	109	390
May	538	1,501
June	1,124	2,589
July	1,793	
August	2,547	
September	3,225	
October	4,089	
November	5,729	
December	6,681	
January	7,490	
February	8,679	
March	10,457	
April	11,365	
May	11,363	
June	11,365	

### QUALITY

	Quantity	Base Number	Contract	AT	Region	England
% of FP17s for the same patient ID Re-attending within 3 months - Children	13	278	4.7%	11.3%	11.6%	12.0%
% of FP17s for the same patient ID Re-attending within 3 months - Adults	203	1,294	15.7%	15.1%	15.9%	16.0%
% of FP17s for the same patient ID Re-attending between 3 & 9 months - Children	136	278	48.9%	57.4%	60.4%	58.0%
% of FP17s for the same patient ID Re-attending between 3 & 9 months - Adults	572	1,294	44.2%	48.4%	52.3%	50.9%
% of FP17s for Band 1 Urgent Courses	106	1,242	8.5%	9.6%	9.5%	9.1%
% of FP17s Relating to Free Repair or Replacements	12	1,242	1.0%	0.7%	0.7%	0.8%
% of FP17s Relating to Continuations	10	1,242	0.8%	0.8%	1.0%	1.1%
% of Patients satisfied with the dentistry they have received	8	8	N/A	92.9%	91.9%	91.7%
% of Patients satisfied with the time they had to wait for an appointment	7	8	N/A	90.0%	88.0%	88.0%

\* This is based on patients treated on this contract for their most recent course of treatment. Figures in italics indicate the base number of FP17s or Patient Questionnaire responses are less than 100. N/A is shown where the base number of responses is less than 10 during the period. % is calculated as Quantity/Base number\*100

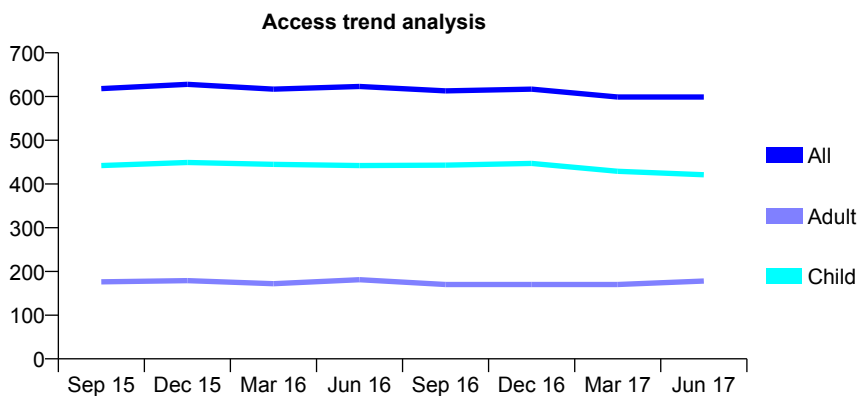
## Q69 - Vital Signs At a Glance Contract Report for 341495/0001 - June 2017

Name or company name	MISS M BAGHERZADEH-BUICKI
Contract type name	GDS Contract
Purpose of contract	General
Contract start date	01/04/2006
Contract end date	

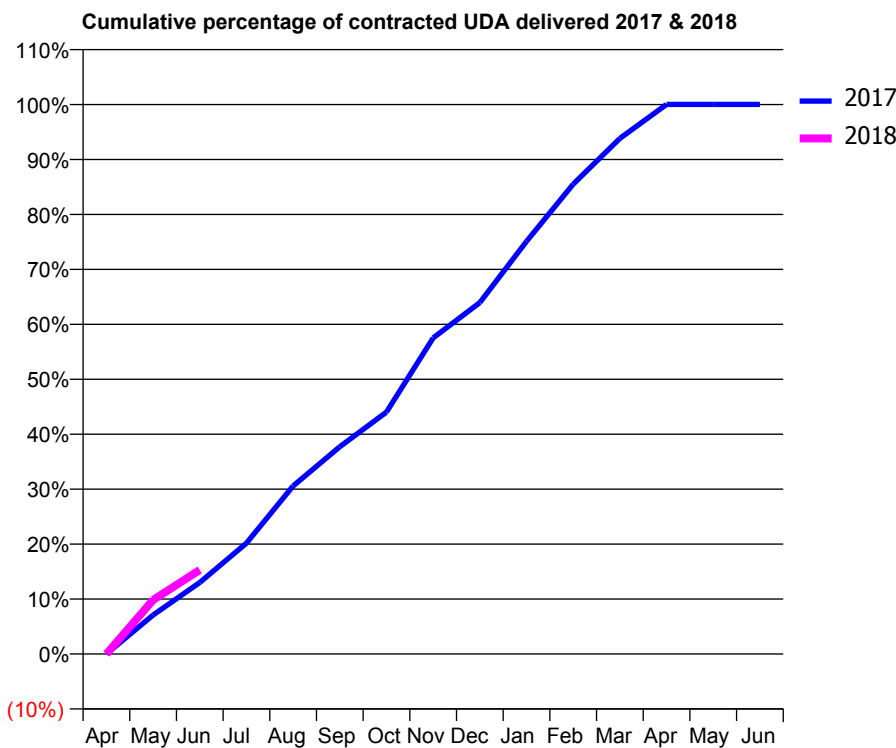
17/18 Contracted general activity (UDA)	2,359
Carry forward general activity (UDA)	0
17/18 Contracted orthodontic activity (UOA)	0
Carry forward orthodontic activity (UOA)	0
Baseline contract value	£61,136.29

### ACCESS\*

Patients seen in 24 months	Total	Change since previous quarter
Quarter ending June 2016	623	
Quarter ending September 2016	613	↓
Quarter ending December 2016	617	→
Quarter ending March 2017	599	↓
Quarter ending June 2017	599	→
<b>Variance since June 2016</b>	<b>(3.9%)</b>	<b>↓</b>



### ACTIVITY



Month	Adjusted Scheduled Activity (UDA)	
	2017	2018
April	0	0
May	167	232
June	307	361
July	476	
August	722	
September	890	
October	1,039	
November	1,357	
December	1,509	
January	1,772	
February	2,017	
March	2,213	
April	2,360	
May	2,360	
June	2,360	

### QUALITY

	Quantity	Base Number	Contract	AT	Region	England
% of FP17s for the same patient ID Re-attending within 3 months - Children	8	154	5.2%	11.3%	11.6%	12.0%
% of FP17s for the same patient ID Re-attending within 3 months - Adults	1	48	2.1%	15.1%	15.9%	16.0%
% of FP17s for the same patient ID Re-attending between 3 & 9 months - Children	125	154	81.2%	57.4%	60.4%	58.0%
% of FP17s for the same patient ID Re-attending between 3 & 9 months - Adults	30	48	62.5%	48.4%	52.3%	50.9%
% of FP17s for Band 1 Urgent Courses	6	148	4.1%	9.6%	9.5%	9.1%
% of FP17s Relating to Free Repair or Replacements	0	148	0.0%	0.7%	0.7%	0.8%
% of FP17s Relating to Continuations	0	148	0.0%	0.8%	1.0%	1.1%
% of Patients satisfied with the dentistry they have received	1	1	N/A	92.9%	91.9%	91.7%
% of Patients satisfied with the time they had to wait for an appointment	1	1	N/A	90.0%	88.0%	88.0%

\* This is based on patients treated on this contract for their most recent course of treatment. Figures in italics indicate the base number of FP17s or Patient Questionnaire responses are less than 100. N/A is shown where the base number of responses is less than 10 during the period. % is calculated as Quantity/Base number\*100

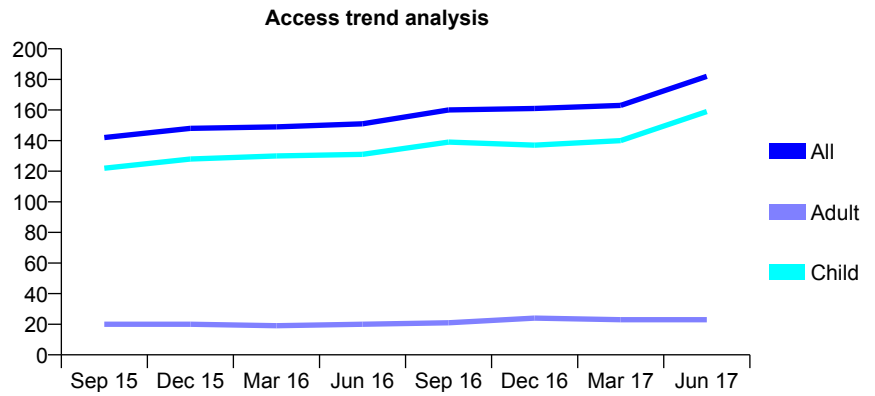
## Q69 - Vital Signs At a Glance Contract Report for 343099/0001 - June 2017

Name or company name	MRS E MUKSINOVIC
Contract type name	GDS Contract
Purpose of contract	General
Contract start date	01/04/2006
Contract end date	

17/18 Contracted general activity (UDA)	273
Carry forward general activity (UDA)	0
17/18 Contracted orthodontic activity (UOA)	0
Carry forward orthodontic activity (UOA)	0
Baseline contract value	£6,454.92

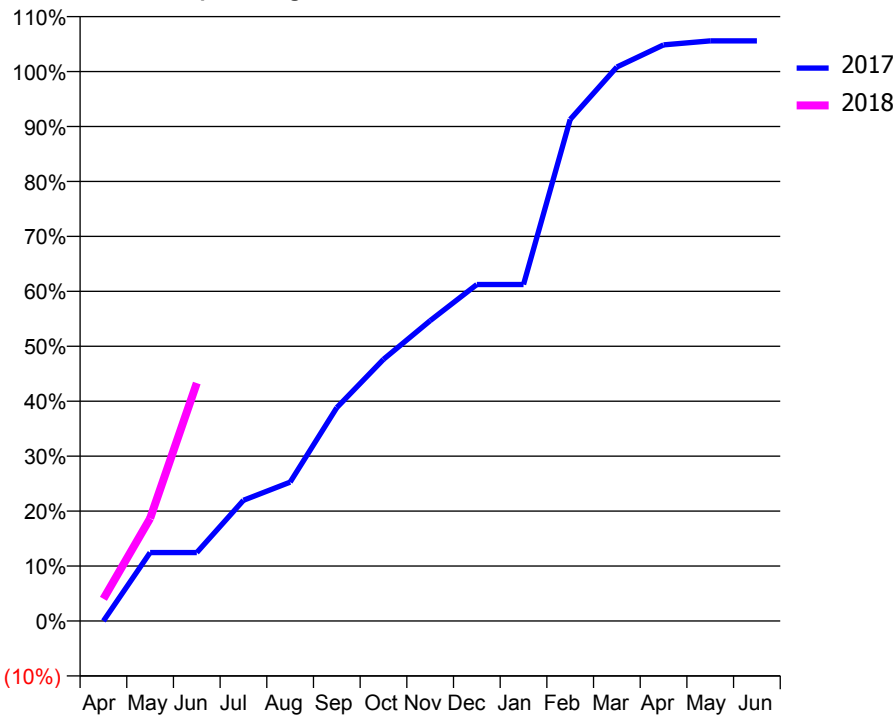
### ACCESS\*

Patients seen in 24 months	Total	Change since previous quarter
Quarter ending June 2016	151	
Quarter ending September 2016	160	↑
Quarter ending December 2016	161	→
Quarter ending March 2017	163	→
Quarter ending June 2017	182	↑
<b>Variance since June 2016</b>	<b>20.5%</b>	<b>↑</b>



### ACTIVITY

Cumulative percentage of contracted UDA delivered 2017 & 2018



Month	Adjusted Scheduled Activity (UDA)	
	2017	2018
April	0	11
May	34	51
June	34	118
July	60	
August	69	
September	106	
October	130	
November	149	
December	167	
January	167	
February	249	
March	275	
April	286	
May	288	
June	288	

### QUALITY

	Quantity	Base Number	Contract	AT	Region	England
% of FP17s for the same patient ID Re-attending within 3 months - Children	1	72	1.4%	11.3%	11.6%	12.0%
% of FP17s for the same patient ID Re-attending within 3 months - Adults	0	1	0.0%	15.1%	15.9%	16.0%
% of FP17s for the same patient ID Re-attending between 3 & 9 months - Children	22	72	30.6%	57.4%	60.4%	58.0%
% of FP17s for the same patient ID Re-attending between 3 & 9 months - Adults	0	1	0.0%	48.4%	52.3%	50.9%
% of FP17s for Band 1 Urgent Courses	1	62	1.6%	9.6%	9.5%	9.1%
% of FP17s Relating to Free Repair or Replacements	0	62	0.0%	0.7%	0.7%	0.8%
% of FP17s Relating to Continuations	0	62	0.0%	0.8%	1.0%	1.1%
% of Patients satisfied with the dentistry they have received	1	1	N/A	92.9%	91.9%	91.7%
% of Patients satisfied with the time they had to wait for an appointment	1	1	N/A	90.0%	88.0%	88.0%

\* This is based on patients treated on this contract for their most recent course of treatment. Figures in italics indicate the base number of FP17s or Patient Questionnaire responses are less than 100. N/A is shown where the base number of responses is less than 10 during the period. % is calculated as Quantity/Base number\*100

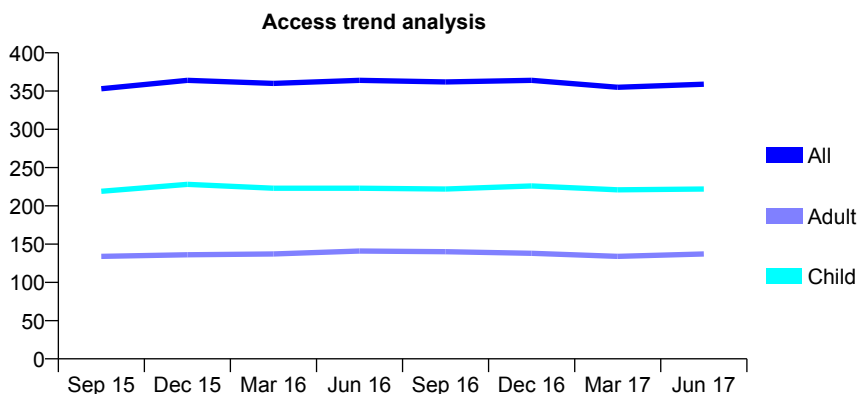
## Q69 - Vital Signs At a Glance Contract Report for 344192/0001 - June 2017

Name or company name	MR KV KARLEKAR
Contract type name	GDS Contract
Purpose of contract	General
Contract start date	01/09/2013
Contract end date	

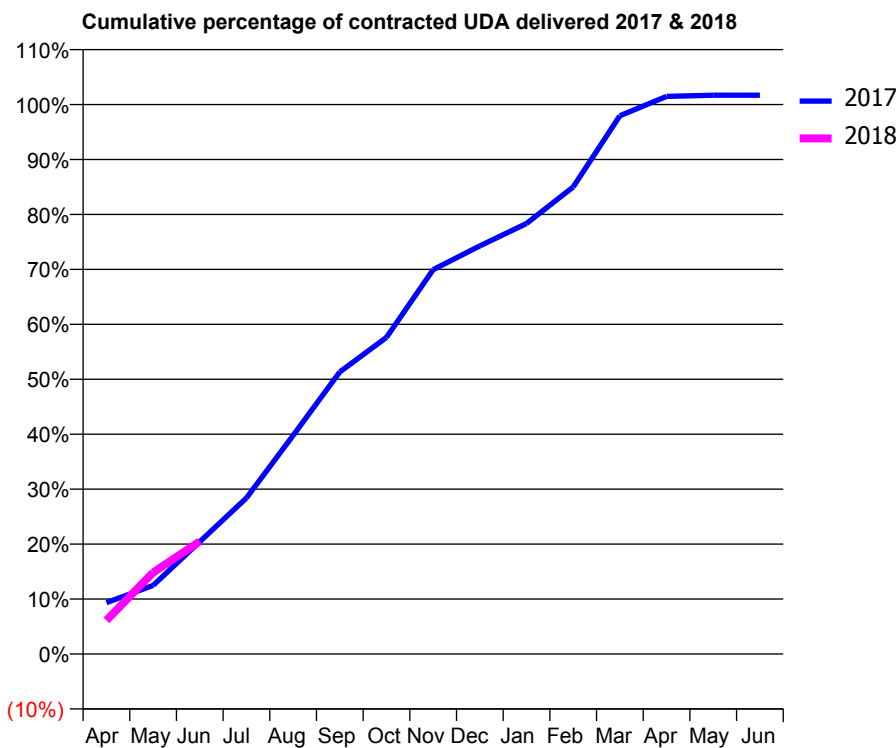
17/18 Contracted general activity (UDA)	1,160
Carry forward general activity (UDA)	0
17/18 Contracted orthodontic activity (UOA)	0
Carry forward orthodontic activity (UOA)	0
Baseline contract value	£28,905.04

### ACCESS\*

Patients seen in 24 months	Total	Change since previous quarter
Quarter ending June 2016	364	
Quarter ending September 2016	362	→
Quarter ending December 2016	364	→
Quarter ending March 2017	355	↓
Quarter ending June 2017	359	→
<b>Variance since June 2016</b>	<b>(1.4%)</b>	<b>↓</b>



### ACTIVITY



Month	Adjusted Scheduled Activity (UDA)	
	2017	2018
April	108	71
May	145	172
June	237	238
July	329	
August	461	
September	595	
October	668	
November	811	
December	861	
January	909	
February	986	
March	1,136	
April	1,177	
May	1,180	
June	1,180	

### QUALITY

	Quantity	Base Number	Contract	AT	Region	England
% of FP17s for the same patient ID Re-attending within 3 months - Children	7	91	7.7%	11.3%	11.6%	12.0%
% of FP17s for the same patient ID Re-attending within 3 months - Adults	2	22	9.1%	15.1%	15.9%	16.0%
% of FP17s for the same patient ID Re-attending between 3 & 9 months - Children	45	91	49.5%	57.4%	60.4%	58.0%
% of FP17s for the same patient ID Re-attending between 3 & 9 months - Adults	8	22	36.4%	48.4%	52.3%	50.9%
% of FP17s for Band 1 Urgent Courses	3	91	3.3%	9.6%	9.5%	9.1%
% of FP17s Relating to Free Repair or Replacements	0	91	0.0%	0.7%	0.7%	0.8%
% of FP17s Relating to Continuations	1	91	1.1%	0.8%	1.0%	1.1%
% of Patients satisfied with the dentistry they have received	0	0	N/A	92.9%	91.9%	91.7%
% of Patients satisfied with the time they had to wait for an appointment	0	0	N/A	90.0%	88.0%	88.0%

\* This is based on patients treated on this contract for their most recent course of treatment. Figures in italics indicate the base number of FP17s or Patient Questionnaire responses are less than 100. N/A is shown where the base number of responses is less than 10 during the period. % is calculated as Quantity/Base number\*100



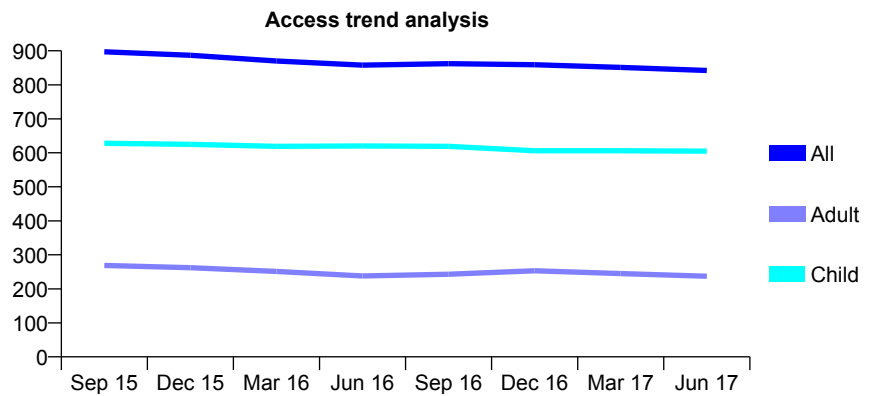
## Q69 - Vital Signs At a Glance Contract Report for 344311/0001 - June 2017

Name or company name	MR VG CHUGANI
Contract type name	GDS Contract
Purpose of contract	General
Contract start date	01/04/2006
Contract end date	

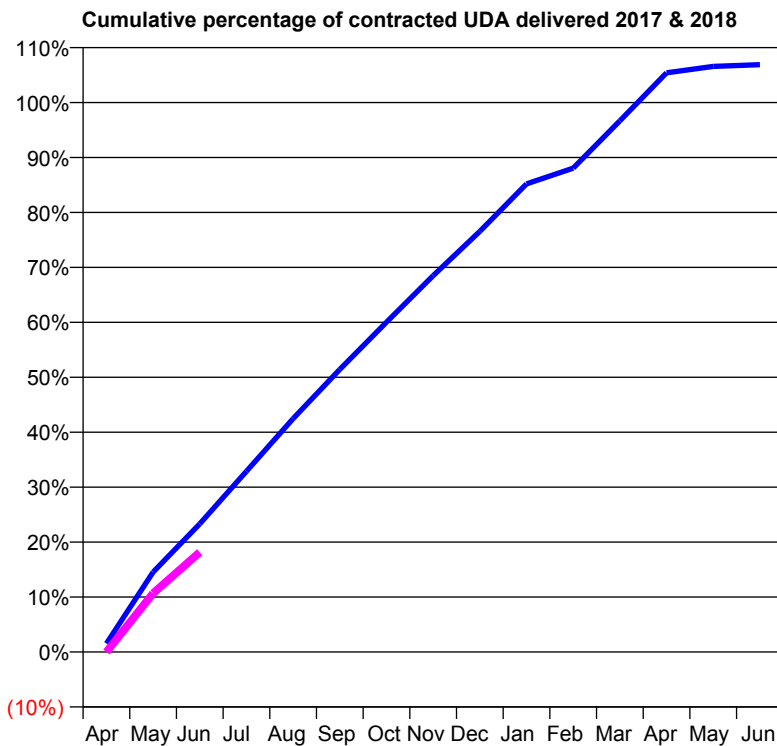
17/18 Contracted general activity (UDA)	1,570
Carry forward general activity (UDA)	0
17/18 Contracted orthodontic activity (UOA)	0
Carry forward orthodontic activity (UOA)	0
Baseline contract value	£37,113.91

### ACCESS\*

Patients seen in 24 months	Total	Change since previous quarter
Quarter ending June 2016	858	
Quarter ending September 2016	862	→
Quarter ending December 2016	859	→
Quarter ending March 2017	851	→
Quarter ending June 2017	842	↓
<b>Variance since June 2016</b>	<b>(1.9%)</b>	<b>↓</b>



### ACTIVITY



Month	Adjusted Scheduled Activity (UDA)	
	2017	2018
April	24	0
May	228	168
June	366	285
July	517	
August	667	
September	807	
October	942	
November	1,075	
December	1,202	
January	1,337	
February	1,383	
March	1,518	
April	1,655	
May	1,673	
June	1,678	

### QUALITY

	Quantity	Base Number	Contract	AT	Region	England
% of FP17s for the same patient ID Re-attending within 3 months - Children	19	267	7.1%	11.3%	11.6%	12.0%
% of FP17s for the same patient ID Re-attending within 3 months - Adults	7	50	14.0%	15.1%	15.9%	16.0%
% of FP17s for the same patient ID Re-attending between 3 & 9 months - Children	172	267	64.4%	57.4%	60.4%	58.0%
% of FP17s for the same patient ID Re-attending between 3 & 9 months - Adults	23	50	46.0%	48.4%	52.3%	50.9%
% of FP17s for Band 1 Urgent Courses	11	206	5.3%	9.6%	9.5%	9.1%
% of FP17s Relating to Free Repair or Replacements	0	206	0.0%	0.7%	0.7%	0.8%
% of FP17s Relating to Continuations	0	206	0.0%	0.8%	1.0%	1.1%
% of Patients satisfied with the dentistry they have received	0	0	N/A	92.9%	91.9%	91.7%
% of Patients satisfied with the time they had to wait for an appointment	0	0	N/A	90.0%	88.0%	88.0%

\* This is based on patients treated on this contract for their most recent course of treatment. Figures in italics indicate the base number of FP17s or Patient Questionnaire responses are less than 100. N/A is shown where the base number of responses is less than 10 during the period. % is calculated as Quantity/Base number\*100

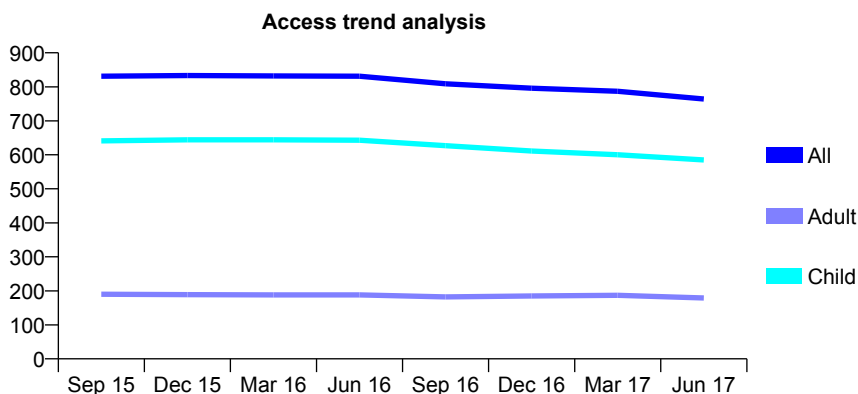
## Q69 - Vital Signs At a Glance Contract Report for 351458/0001 - June 2017

Name or company name	McAleavey and Padget
Contract type name	GDS Contract
Purpose of contract	General
Contract start date	01/04/2006
Contract end date	

17/18 Contracted general activity (UDA)	1,443
Carry forward general activity (UDA)	0
17/18 Contracted orthodontic activity (UOA)	0
Carry forward orthodontic activity (UOA)	0
Baseline contract value	£34,018.30

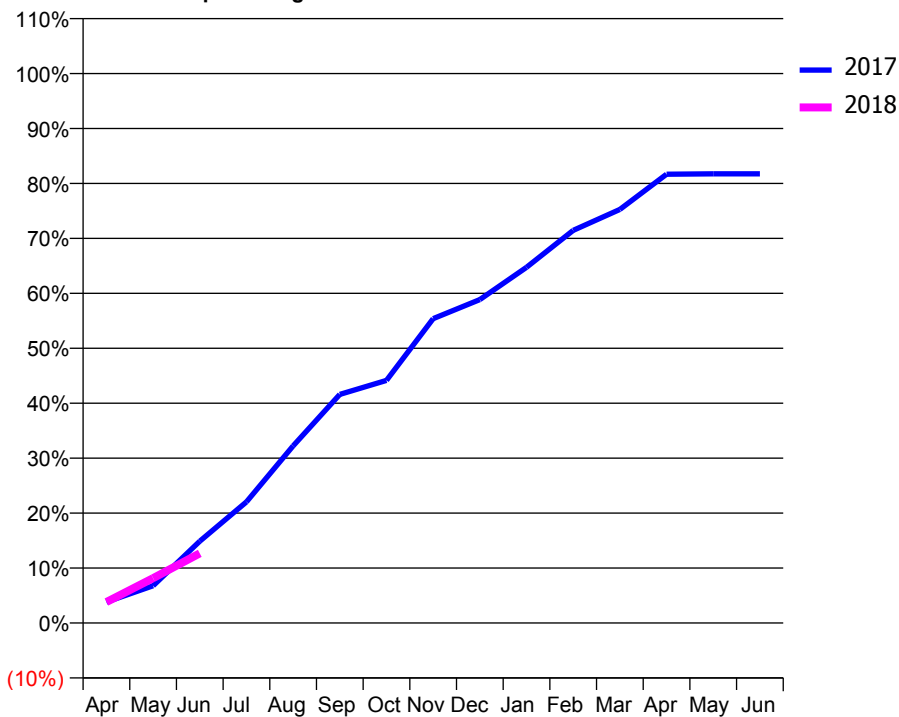
### ACCESS\*

Patients seen in 24 months	Total	Change since previous quarter
Quarter ending June 2016	831	
Quarter ending September 2016	809	↓
Quarter ending December 2016	796	↓
Quarter ending March 2017	787	↓
Quarter ending June 2017	764	↓
<b>Variance since June 2016</b>	<b>(8.1%)</b>	<b>↓</b>



### ACTIVITY

**Cumulative percentage of contracted UDA delivered 2017 & 2018**



Month	Adjusted Scheduled Activity (UDA)	
	2017	2018
April	55	55
May	98	118
June	215	183
July	318	
August	465	
September	600	
October	637	
November	799	
December	849	
January	934	
February	1,031	
March	1,086	
April	1,178	
May	1,179	
June	1,179	

### QUALITY

	Quantity	Base Number	Contract	AT	Region	England
% of FP17s for the same patient ID Re-attending within 3 months - Children	7	186	3.8%	11.3%	11.6%	12.0%
% of FP17s for the same patient ID Re-attending within 3 months - Adults	2	25	8.0%	15.1%	15.9%	16.0%
% of FP17s for the same patient ID Re-attending between 3 & 9 months - Children	105	186	56.5%	57.4%	60.4%	58.0%
% of FP17s for the same patient ID Re-attending between 3 & 9 months - Adults	9	25	36.0%	48.4%	52.3%	50.9%
% of FP17s for Band 1 Urgent Courses	0	143	0.0%	9.6%	9.5%	9.1%
% of FP17s Relating to Free Repair or Replacements	0	143	0.0%	0.7%	0.7%	0.8%
% of FP17s Relating to Continuations	3	143	2.1%	0.8%	1.0%	1.1%
% of Patients satisfied with the dentistry they have received	0	0	N/A	92.9%	91.9%	91.7%
% of Patients satisfied with the time they had to wait for an appointment	0	0	N/A	90.0%	88.0%	88.0%

\* This is based on patients treated on this contract for their most recent course of treatment. Figures in italics indicate the base number of FP17s or Patient Questionnaire responses are less than 100. N/A is shown where the base number of responses is less than 10 during the period. % is calculated as Quantity/Base number\*100

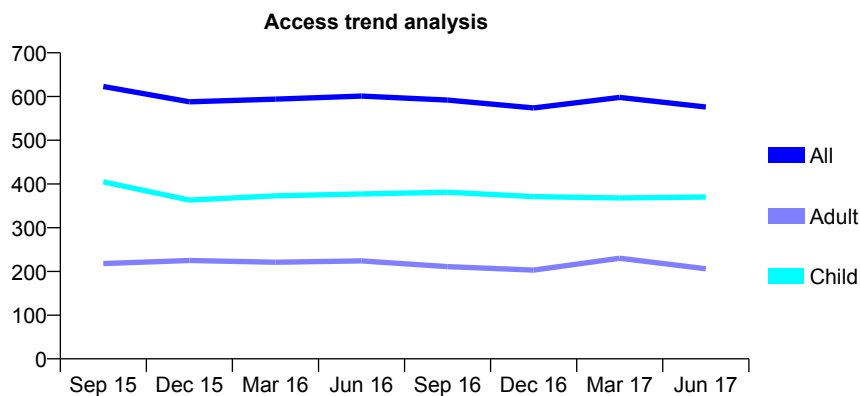
## Q69 - Vital Signs At a Glance Contract Report for 353434/0001 - June 2017

Name or company name	MR RS DHILLON
Contract type name	GDS Contract
Purpose of contract	General
Contract start date	01/04/2006
Contract end date	

17/18 Contracted general activity (UDA)	1,018
Carry forward general activity (UDA)	0
17/18 Contracted orthodontic activity (UOA)	0
Carry forward orthodontic activity (UOA)	0
Baseline contract value	£27,217.26

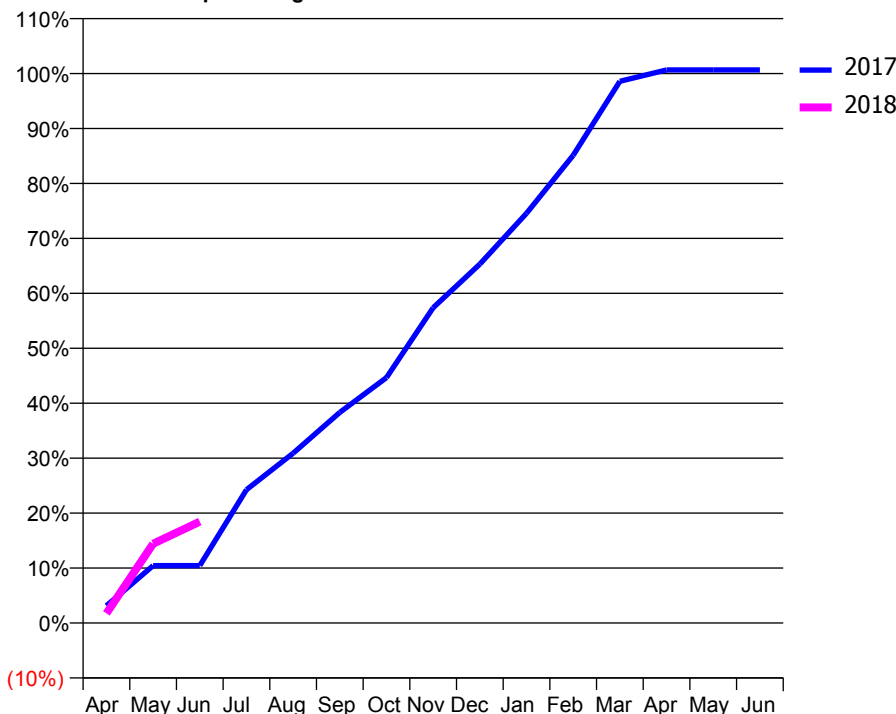
### ACCESS\*

Patients seen in 24 months	Total	Change since previous quarter
Quarter ending June 2016	601	
Quarter ending September 2016	592	↓
Quarter ending December 2016	574	↓
Quarter ending March 2017	598	↑
Quarter ending June 2017	576	↓
<b>Variance since June 2016</b>	<b>(4.2%)</b>	<b>↓</b>



### ACTIVITY

Cumulative percentage of contracted UDA delivered 2017 & 2018



Adjusted Scheduled Activity (UDA)		
Month	2017	2018
April	32	18
May	106	147
June	106	188
July	247	
August	315	
September	390	
October	455	
November	584	
December	665	
January	759	
February	867	
March	1,004	
April	1,025	
May	1,025	
June	1,025	

### QUALITY

	Quantity	Base Number	Contract	AT	Region	England
% of FP17s for the same patient ID Re-attending within 3 months - Children	10	110	9.1%	11.3%	11.6%	12.0%
% of FP17s for the same patient ID Re-attending within 3 months - Adults	4	36	11.1%	15.1%	15.9%	16.0%
% of FP17s for the same patient ID Re-attending between 3 & 9 months - Children	62	110	56.4%	57.4%	60.4%	58.0%
% of FP17s for the same patient ID Re-attending between 3 & 9 months - Adults	15	36	41.7%	48.4%	52.3%	50.9%
% of FP17s for Band 1 Urgent Courses	4	131	3.1%	9.6%	9.5%	9.1%
% of FP17s Relating to Free Repair or Replacements	1	131	0.8%	0.7%	0.7%	0.8%
% of FP17s Relating to Continuations	0	131	0.0%	0.8%	1.0%	1.1%
% of Patients satisfied with the dentistry they have received	1	1	N/A	92.9%	91.9%	91.7%
% of Patients satisfied with the time they had to wait for an appointment	1	1	N/A	90.0%	88.0%	88.0%

\* This is based on patients treated on this contract for their most recent course of treatment. Figures in italics indicate the base number of FP17s or Patient Questionnaire responses are less than 100. N/A is shown where the base number of responses is less than 10 during the period. % is calculated as Quantity/Base number\*100

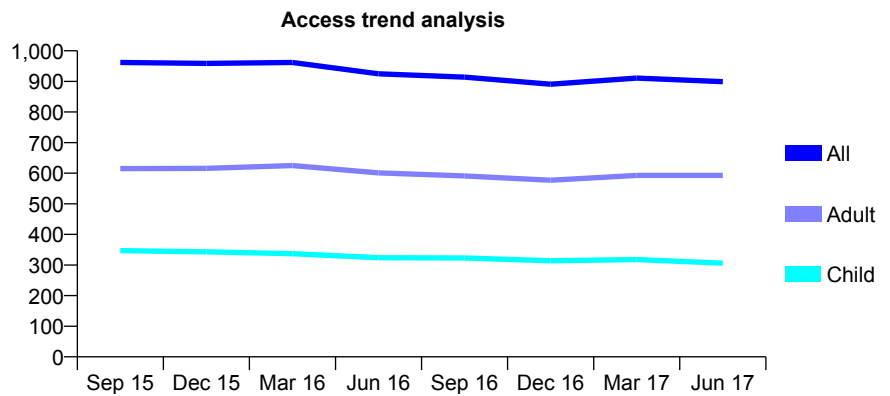
## Q69 - Vital Signs At a Glance Contract Report for 355763/0001 - June 2017

Name or company name	MR AJ DANDAPAT
Contract type name	GDS Contract
Purpose of contract	General
Contract start date	01/04/2006
Contract end date	

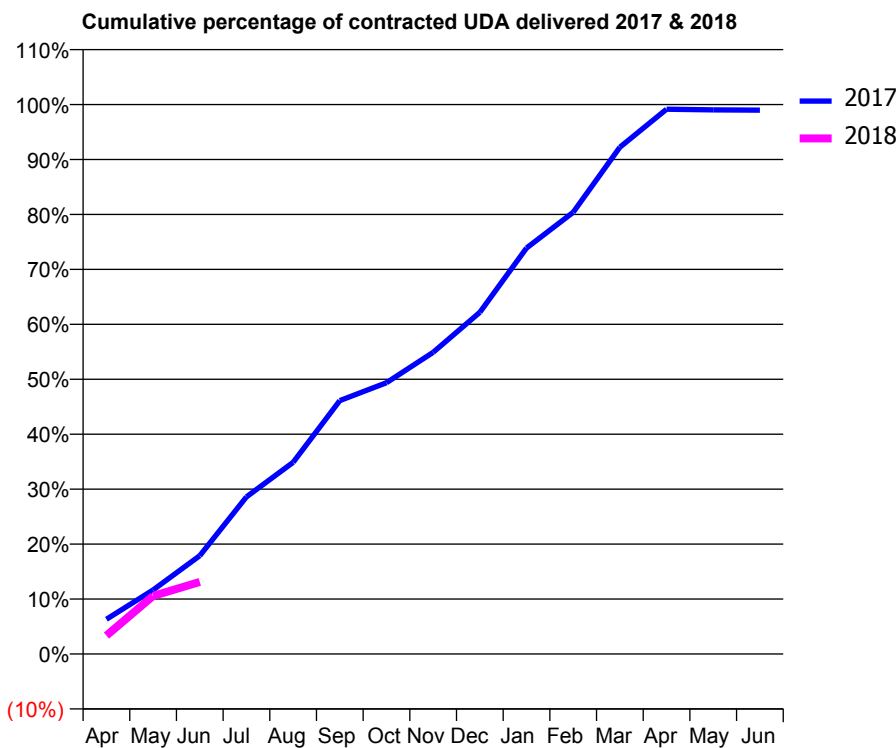
17/18 Contracted general activity (UDA)	3,556
Carry forward general activity (UDA)	0
17/18 Contracted orthodontic activity (UOA)	0
Carry forward orthodontic activity (UOA)	0
Baseline contract value	£89,860.89

### ACCESS\*

Patients seen in 24 months	Total	Change since previous quarter
Quarter ending June 2016	925	
Quarter ending September 2016	914	↓
Quarter ending December 2016	891	↓
Quarter ending March 2017	911	↑
Quarter ending June 2017	899	↓
<b>Variance since June 2016</b>	<b>(2.8%)</b>	<b>↓</b>



### ACTIVITY



Adjusted Scheduled Activity (UDA)		
Month	2017	2018
April	234	119
May	431	376
June	662	466
July	1,058	
August	1,290	
September	1,705	
October	1,826	
November	2,031	
December	2,299	
January	2,732	
February	2,972	
March	3,411	
April	3,667	
May	3,662	
June	3,660	

### QUALITY

	Quantity	Base Number	Contract	AT	Region	England
% of FP17s for the same patient ID Re-attending within 3 months - Children	15	135	11.1%	11.3%	11.6%	12.0%
% of FP17s for the same patient ID Re-attending within 3 months - Adults	22	178	12.4%	15.1%	15.9%	16.0%
% of FP17s for the same patient ID Re-attending between 3 & 9 months - Children	95	135	70.4%	57.4%	60.4%	58.0%
% of FP17s for the same patient ID Re-attending between 3 & 9 months - Adults	122	178	68.5%	48.4%	52.3%	50.9%
% of FP17s for Band 1 Urgent Courses	10	250	4.0%	9.6%	9.5%	9.1%
% of FP17s Relating to Free Repair or Replacements	7	250	2.8%	0.7%	0.7%	0.8%
% of FP17s Relating to Continuations	0	250	0.0%	0.8%	1.0%	1.1%
% of Patients satisfied with the dentistry they have received	4	4	N/A	92.9%	91.9%	91.7%
% of Patients satisfied with the time they had to wait for an appointment	3	4	N/A	90.0%	88.0%	88.0%

\* This is based on patients treated on this contract for their most recent course of treatment. Figures in italics indicate the base number of FP17s or Patient Questionnaire responses are less than 100. N/A is shown where the base number of responses is less than 10 during the period. % is calculated as Quantity/Base number\*100

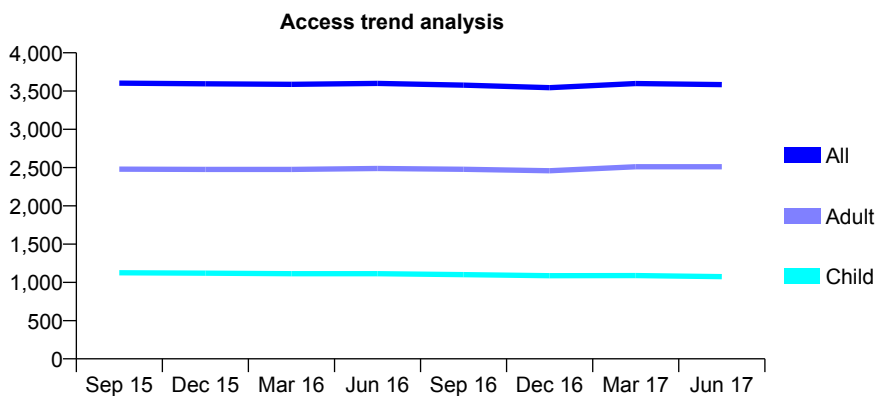
## Q69 - Vital Signs At a Glance Contract Report for 356581/0001 - June 2017

Name or company name	MR ZR ANWAR
Contract type name	GDS Contract
Purpose of contract	General
Contract start date	28/07/2012
Contract end date	

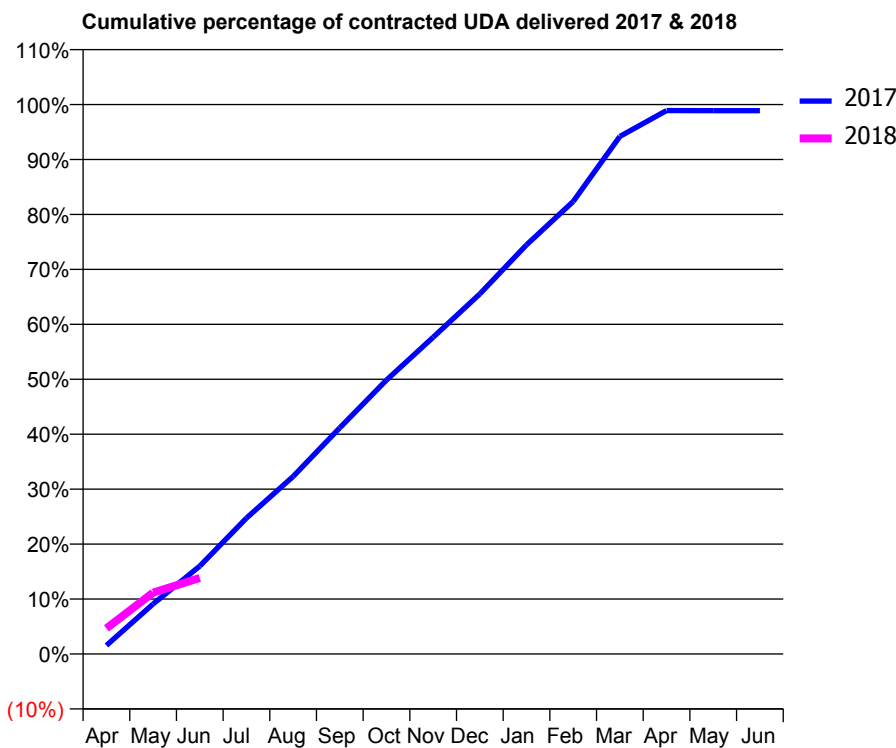
17/18 Contracted general activity (UDA)	9,276
Carry forward general activity (UDA)	0
17/18 Contracted orthodontic activity (UOA)	0
Carry forward orthodontic activity (UOA)	0
Baseline contract value	£216,401.44

### ACCESS\*

Patients seen in 24 months	Total	Change since previous quarter
Quarter ending June 2016	3,600	
Quarter ending September 2016	3,578	→
Quarter ending December 2016	3,545	→
Quarter ending March 2017	3,599	→
Quarter ending June 2017	3,585	→
<b>Variance since June 2016</b>	<b>(0.4%)</b>	→



### ACTIVITY



Month	Adjusted Scheduled Activity (UDA)	
	2017	2018
April	149	433
May	868	1,036
June	1,525	1,284
July	2,357	
August	3,078	
September	3,923	
October	4,748	
November	5,492	
December	6,242	
January	7,094	
February	7,845	
March	8,973	
April	9,422	
May	9,419	
June	9,419	

### QUALITY

	Quantity	Base Number	Contract	AT	Region	England
% of FP17s for the same patient ID Re-attending within 3 months - Children	22	333	6.6%	11.3%	11.6%	12.0%
% of FP17s for the same patient ID Re-attending within 3 months - Adults	70	574	12.2%	15.1%	15.9%	16.0%
% of FP17s for the same patient ID Re-attending between 3 & 9 months - Children	261	333	78.4%	57.4%	60.4%	58.0%
% of FP17s for the same patient ID Re-attending between 3 & 9 months - Adults	221	574	38.5%	48.4%	52.3%	50.9%
% of FP17s for Band 1 Urgent Courses	53	711	7.5%	9.6%	9.5%	9.1%
% of FP17s Relating to Free Repair or Replacements	4	711	0.6%	0.7%	0.7%	0.8%
% of FP17s Relating to Continuations	2	711	0.3%	0.8%	1.0%	1.1%
% of Patients satisfied with the dentistry they have received	13	13	100.0%	92.9%	91.9%	91.7%
% of Patients satisfied with the time they had to wait for an appointment	12	13	92.3%	90.0%	88.0%	88.0%

\* This is based on patients treated on this contract for their most recent course of treatment. Figures in italics indicate the base number of FP17s or Patient Questionnaire responses are less than 100. N/A is shown where the base number of responses is less than 10 during the period. % is calculated as Quantity/Base number\*100

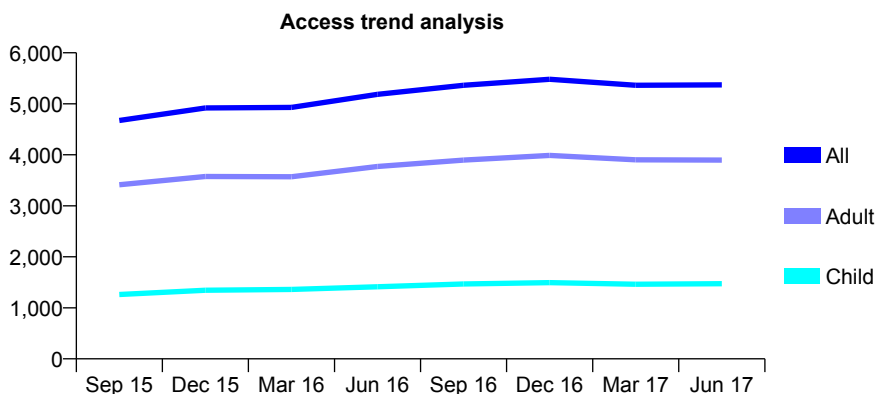
## Q69 - Vital Signs At a Glance Contract Report for 359270/0019 - June 2017

Name or company name	MR AF RAI
Contract type name	GDS Contract
Purpose of contract	General
Contract start date	01/11/2012
Contract end date	

17/18 Contracted general activity (UDA)	13,000
Carry forward general activity (UDA)	0
17/18 Contracted orthodontic activity (UOA)	0
Carry forward orthodontic activity (UOA)	0
Baseline contract value	£315,343.87

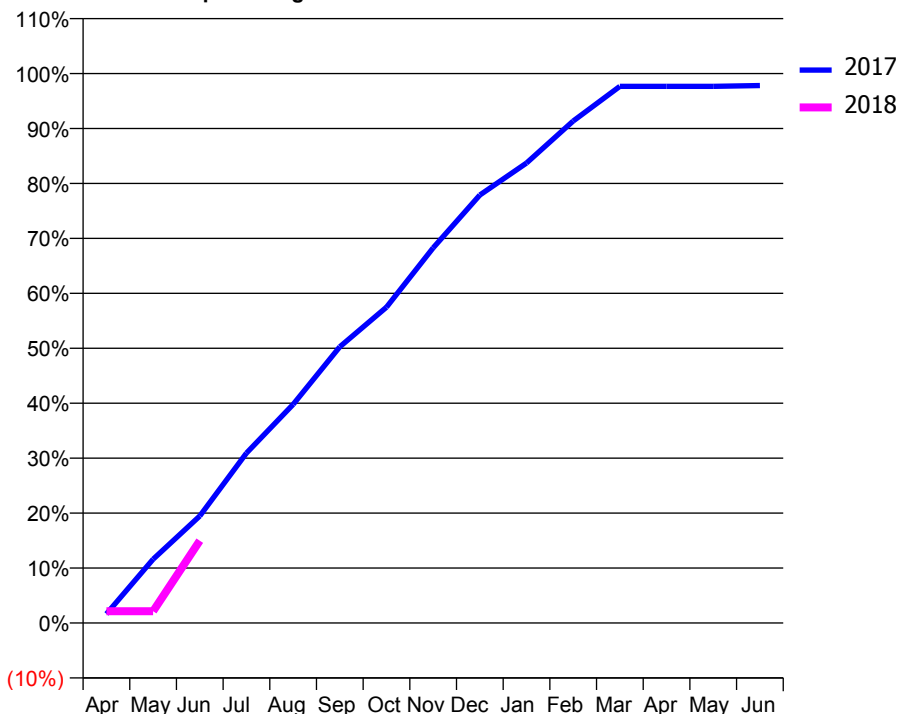
### ACCESS\*

Patients seen in 24 months	Total	Change since previous quarter
Quarter ending June 2016	5,185	
Quarter ending September 2016	5,364	↑
Quarter ending December 2016	5,482	↑
Quarter ending March 2017	5,364	↓
Quarter ending June 2017	5,372	→
<b>Variance since June 2016</b>	<b>3.6%</b>	<b>↑</b>



### ACTIVITY

Cumulative percentage of contracted UDA delivered 2017 & 2018



Adjusted Scheduled Activity (UDA)

Month	2017	2018
April	216	279
May	1,510	279
June	2,532	1,947
July	4,022	
August	5,173	
September	6,535	
October	7,471	
November	8,876	
December	10,124	
January	10,881	
February	11,876	
March	12,696	
April	12,696	
May	12,696	
June	12,716	

### QUALITY

	Quantity	Base Number	Contract	AT	Region	England
% of FP17s for the same patient ID Re-attending within 3 months - Children	20	433	4.6%	11.3%	11.6%	12.0%
% of FP17s for the same patient ID Re-attending within 3 months - Adults	81	704	11.5%	15.1%	15.9%	16.0%
% of FP17s for the same patient ID Re-attending between 3 & 9 months - Children	265	433	61.2%	57.4%	60.4%	58.0%
% of FP17s for the same patient ID Re-attending between 3 & 9 months - Adults	352	704	50.0%	48.4%	52.3%	50.9%
% of FP17s for Band 1 Urgent Courses	130	1,123	11.6%	9.6%	9.5%	9.1%
% of FP17s Relating to Free Repair or Replacements	16	1,123	1.4%	0.7%	0.7%	0.8%
% of FP17s Relating to Continuations	12	1,123	1.1%	0.8%	1.0%	1.1%
% of Patients satisfied with the dentistry they have received	5	5	N/A	92.9%	91.9%	91.7%
% of Patients satisfied with the time they had to wait for an appointment	5	5	N/A	90.0%	88.0%	88.0%

\* This is based on patients treated on this contract for their most recent course of treatment. Figures in italics indicate the base number of FP17s or Patient Questionnaire responses are less than 100. N/A is shown where the base number of responses is less than 10 during the period. % is calculated as Quantity/Base number\*100

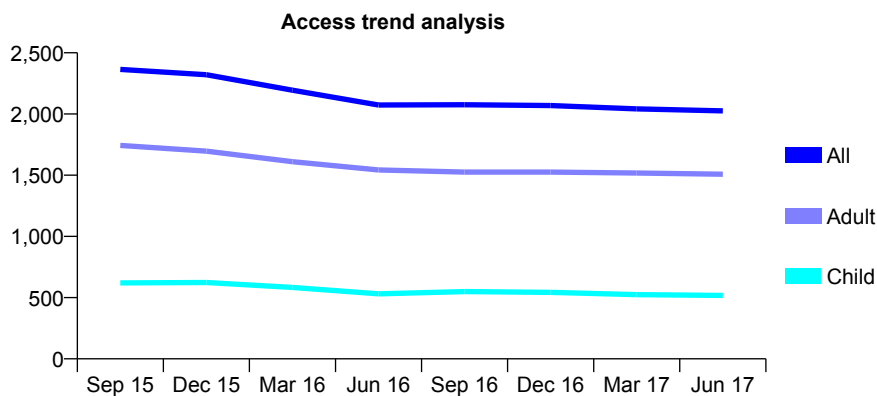
## Q69 - Vital Signs At a Glance Contract Report for 360589/0001 - June 2017

Name or company name	MISS A MODGIL
Contract type name	GDS Contract
Purpose of contract	General
Contract start date	01/04/2006
Contract end date	

17/18 Contracted general activity (UDA)	5,446
Carry forward general activity (UDA)	0
17/18 Contracted orthodontic activity (UOA)	0
Carry forward orthodontic activity (UOA)	0
Baseline contract value	£147,474.33

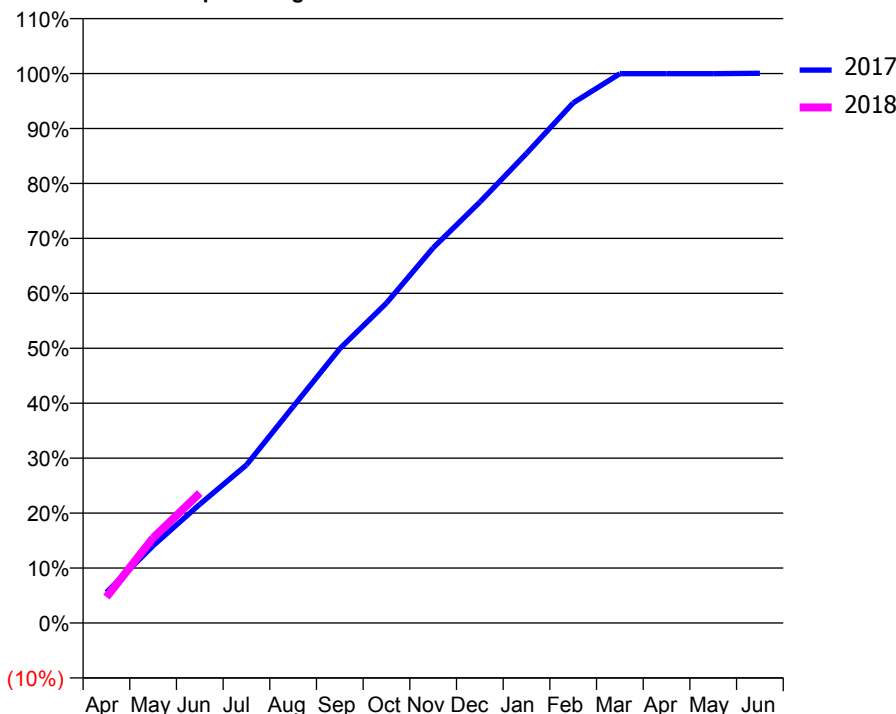
### ACCESS\*

Patients seen in 24 months	Total	Change since previous quarter
Quarter ending June 2016	2,074	
Quarter ending September 2016	2,076	→
Quarter ending December 2016	2,069	→
Quarter ending March 2017	2,042	↓
Quarter ending June 2017	2,026	→
<b>Variance since June 2016</b>	<b>(2.3%)</b>	<b>↓</b>



### ACTIVITY

Cumulative percentage of contracted UDA delivered 2017 & 2018



Month	Adjusted Scheduled Activity (UDA)	
	2017	2018
April	304	257
May	766	844
June	1,176	1,287
July	1,567	
August	2,145	
September	2,720	
October	3,171	
November	3,718	
December	4,172	
January	4,654	
February	5,155	
March	5,444	
April	5,444	
May	5,444	
June	5,448	

### QUALITY

	Quantity	Base Number	Contract	AT	Region	England
% of FP17s for the same patient ID Re-attending within 3 months - Children	8	183	4.4%	11.3%	11.6%	12.0%
% of FP17s for the same patient ID Re-attending within 3 months - Adults	56	560	10.0%	15.1%	15.9%	16.0%
% of FP17s for the same patient ID Re-attending between 3 & 9 months - Children	105	183	57.4%	57.4%	60.4%	58.0%
% of FP17s for the same patient ID Re-attending between 3 & 9 months - Adults	285	560	50.9%	48.4%	52.3%	50.9%
% of FP17s for Band 1 Urgent Courses	82	741	11.1%	9.6%	9.5%	9.1%
% of FP17s Relating to Free Repair or Replacements	14	741	1.9%	0.7%	0.7%	0.8%
% of FP17s Relating to Continuations	0	741	0.0%	0.8%	1.0%	1.1%
% of Patients satisfied with the dentistry they have received	3	3	N/A	92.9%	91.9%	91.7%
% of Patients satisfied with the time they had to wait for an appointment	3	3	N/A	90.0%	88.0%	88.0%

\* This is based on patients treated on this contract for their most recent course of treatment. Figures in italics indicate the base number of FP17s or Patient Questionnaire responses are less than 100. N/A is shown where the base number of responses is less than 10 during the period. % is calculated as Quantity/Base number\*100

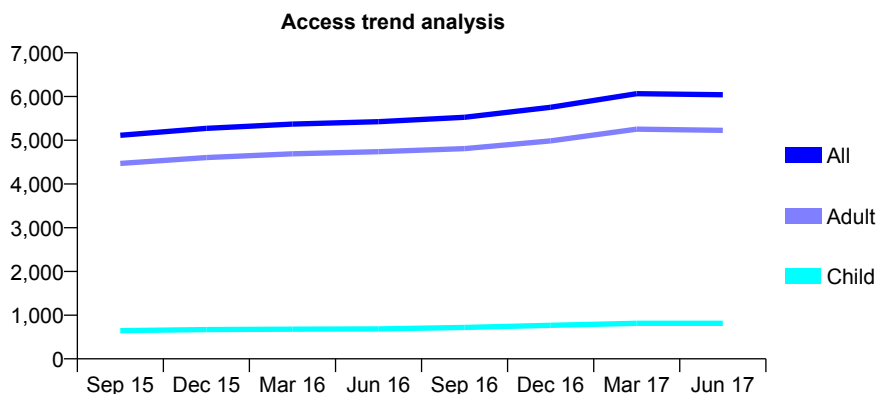
## Q69 - Vital Signs At a Glance Contract Report for 385905/0001 - June 2017

Name or company name	Mr B Ranu, Mr S Kaura and Mr T Tariq
Contract type name	GDS Contract
Purpose of contract	General
Contract start date	01/04/2006
Contract end date	

17/18 Contracted general activity (UDA)	10,897
Carry forward general activity (UDA)	0
17/18 Contracted orthodontic activity (UOA)	0
Carry forward orthodontic activity (UOA)	0
Baseline contract value	£310,507.50

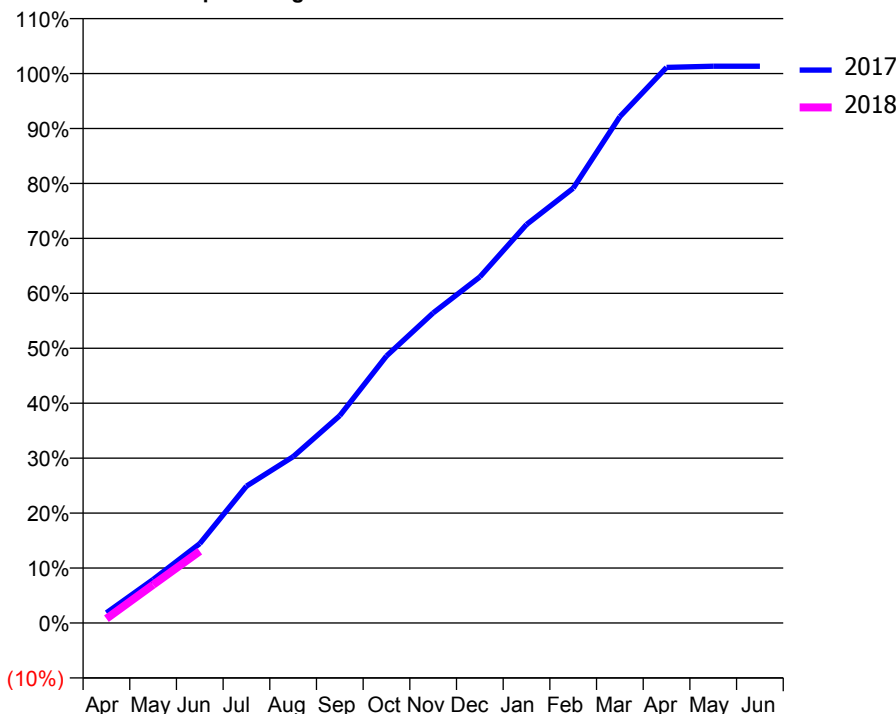
### ACCESS\*

Patients seen in 24 months	Total	Change since previous quarter
Quarter ending June 2016	5,425	
Quarter ending September 2016	5,524	→
Quarter ending December 2016	5,753	↑
Quarter ending March 2017	6,065	↑
Quarter ending June 2017	6,040	→
<b>Variance since June 2016</b>	<b>11.3%</b>	<b>↑</b>



### ACTIVITY

Cumulative percentage of contracted UDA delivered 2017 & 2018



Month	Adjusted Scheduled Activity (UDA)	
	2017	2018
April	201	85
May	863	757
June	1,575	1,425
July	2,715	
August	3,298	
September	4,114	
October	5,296	
November	6,150	
December	6,862	
January	7,903	
February	8,622	
March	10,042	
April	11,019	
May	11,041	
June	11,041	

### QUALITY

	Quantity	Base Number	Contract	AT	Region	England
% of FP17s for the same patient ID Re-attending within 3 months - Children	8	169	4.7%	11.3%	11.6%	12.0%
% of FP17s for the same patient ID Re-attending within 3 months - Adults	115	1,118	10.3%	15.1%	15.9%	16.0%
% of FP17s for the same patient ID Re-attending between 3 & 9 months - Children	44	169	26.0%	57.4%	60.4%	58.0%
% of FP17s for the same patient ID Re-attending between 3 & 9 months - Adults	334	1,118	29.9%	48.4%	52.3%	50.9%
% of FP17s for Band 1 Urgent Courses	316	812	38.9%	9.6%	9.5%	9.1%
% of FP17s Relating to Free Repair or Replacements	0	812	0.0%	0.7%	0.7%	0.8%
% of FP17s Relating to Continuations	1	812	0.1%	0.8%	1.0%	1.1%
% of Patients satisfied with the dentistry they have received	7	8	N/A	92.9%	91.9%	91.7%
% of Patients satisfied with the time they had to wait for an appointment	8	8	N/A	90.0%	88.0%	88.0%

\* This is based on patients treated on this contract for their most recent course of treatment. Figures in italics indicate the base number of FP17s or Patient Questionnaire responses are less than 100. N/A is shown where the base number of responses is less than 10 during the period. % is calculated as Quantity/Base number\*100



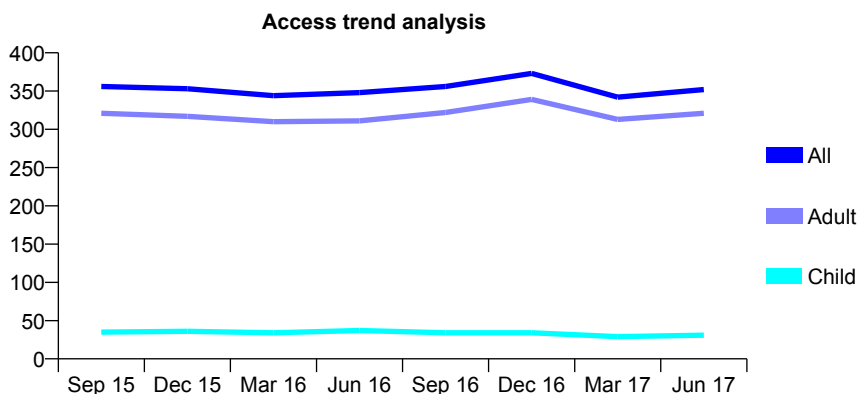
## Q69 - Vital Signs At a Glance Contract Report for 385905/0003 - June 2017

Name or company name	Mr B Ranu, Mr S Kaura and Mr T Tariq
Contract type name	PDS Contract
Purpose of contract	General
Contract start date	01/04/2006
Contract end date	31/03/2019

17/18 Contracted general activity (UDA)	3,488
Carry forward general activity (UDA)	0
17/18 Contracted orthodontic activity (UOA)	0
Carry forward orthodontic activity (UOA)	0
Baseline contract value	£102,815.17

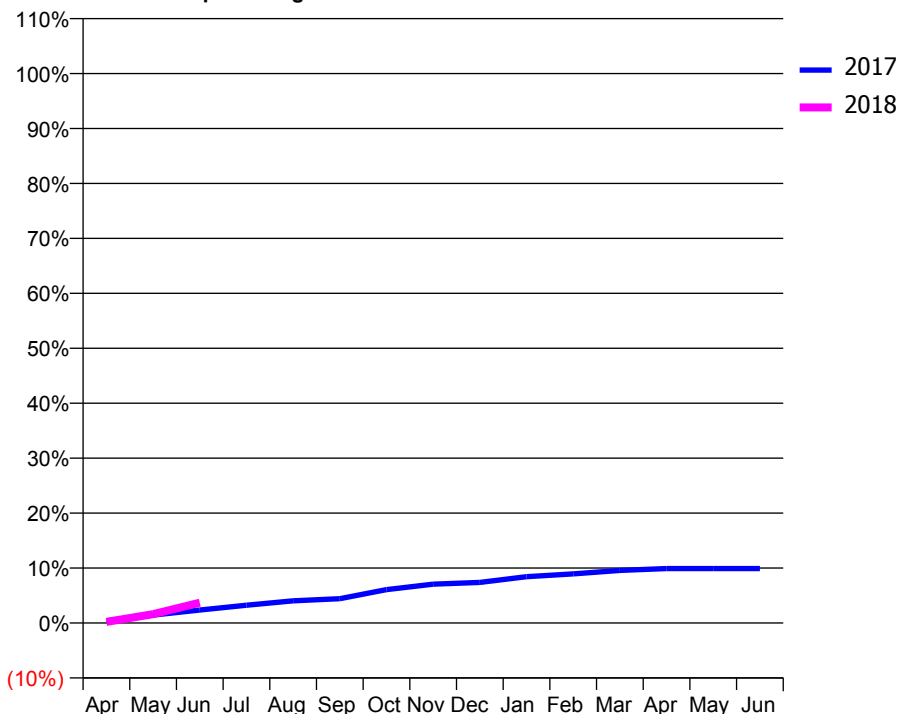
### ACCESS\*

Patients seen in 24 months	Total	Change since previous quarter
Quarter ending June 2016	348	
Quarter ending September 2016	356	↑
Quarter ending December 2016	373	↑
Quarter ending March 2017	342	↓
Quarter ending June 2017	352	↑
<b>Variance since June 2016</b>	<b>1.1%</b>	→



### ACTIVITY

Cumulative percentage of contracted UDA delivered 2017 & 2018



Adjusted Scheduled Activity (UDA)

Month	2017	2018
April	14	7
May	51	56
June	82	129
July	113	
August	141	
September	155	
October	212	
November	247	
December	258	
January	294	
February	312	
March	334	
April	346	
May	346	
June	346	

### QUALITY

	Quantity	Base Number	Contract	AT	Region	England
% of FP17s for the same patient ID Re-attending within 3 months - Children	1	14	7.1%	11.3%	11.6%	12.0%
% of FP17s for the same patient ID Re-attending within 3 months - Adults	4	109	3.7%	15.1%	15.9%	16.0%
% of FP17s for the same patient ID Re-attending between 3 & 9 months - Children	0	14	0.0%	57.4%	60.4%	58.0%
% of FP17s for the same patient ID Re-attending between 3 & 9 months - Adults	0	109	0.0%	48.4%	52.3%	50.9%
% of FP17s for Band 1 Urgent Courses	101	107	94.4%	9.6%	9.5%	9.1%
% of FP17s Relating to Free Repair or Replacements	0	107	0.0%	0.7%	0.7%	0.8%
% of FP17s Relating to Continuations	0	107	0.0%	0.8%	1.0%	1.1%
% of Patients satisfied with the dentistry they have received	0	0	N/A	92.9%	91.9%	91.7%
% of Patients satisfied with the time they had to wait for an appointment	0	0	N/A	90.0%	88.0%	88.0%

\* This is based on patients treated on this contract for their most recent course of treatment. Figures in italics indicate the base number of FP17s or Patient Questionnaire responses are less than 100. N/A is shown where the base number of responses is less than 10 during the period. % is calculated as Quantity/Base number\*100

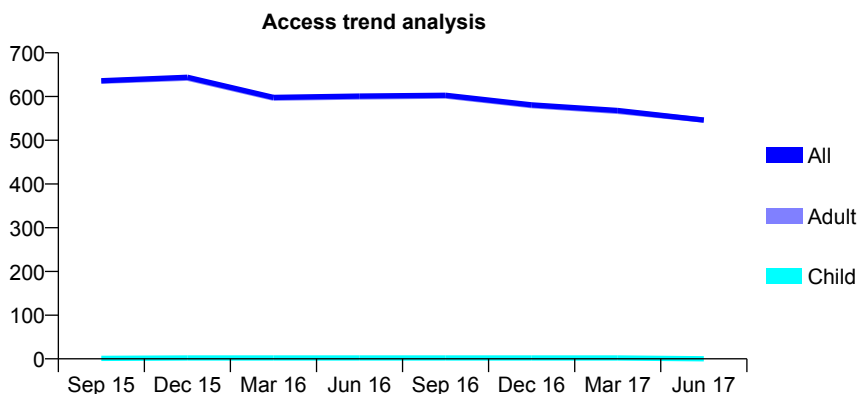
## Q69 - Vital Signs At a Glance Contract Report for 566039/0001 - June 2017

Name or company name	MS AR LOCKYER
Contract type name	GDS Contract
Purpose of contract	General
Contract start date	01/04/2006
Contract end date	

17/18 Contracted general activity (UDA)	2,800
Carry forward general activity (UDA)	0
17/18 Contracted orthodontic activity (UOA)	0
Carry forward orthodontic activity (UOA)	0
Baseline contract value	£74,004.90

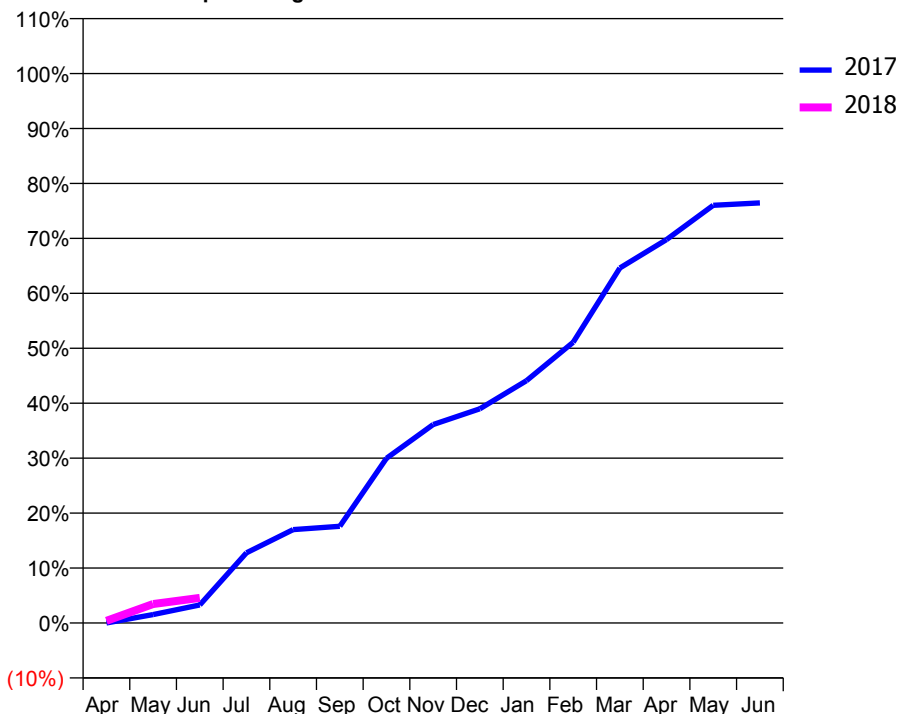
### ACCESS\*

Patients seen in 24 months	Total	Change since previous quarter
Quarter ending June 2016	601	
Quarter ending September 2016	603	→
Quarter ending December 2016	581	↓
Quarter ending March 2017	568	↓
Quarter ending June 2017	546	↓
<b>Variance since June 2016</b>	<b>(9.2%)</b>	<b>↓</b>



### ACTIVITY

Cumulative percentage of contracted UDA delivered 2017 & 2018



Month	Adjusted Scheduled Activity (UDA)	
	2017	2018
April	0	11
May	43	97
June	92	128
July	358	
August	476	
September	493	
October	840	
November	1,011	
December	1,092	
January	1,235	
February	1,431	
March	1,809	
April	1,954	
May	2,129	
June	2,141	

### QUALITY

	Quantity	Base Number	Contract	AT	Region	England
% of FP17s for the same patient ID Re-attending within 3 months - Children	0	0	N/A	11.3%	11.6%	12.0%
% of FP17s for the same patient ID Re-attending within 3 months - Adults	15	105	14.3%	15.1%	15.9%	16.0%
% of FP17s for the same patient ID Re-attending between 3 & 9 months - Children	0	0	N/A	57.4%	60.4%	58.0%
% of FP17s for the same patient ID Re-attending between 3 & 9 months - Adults	20	105	19.0%	48.4%	52.3%	50.9%
% of FP17s for Band 1 Urgent Courses	4	58	6.9%	9.6%	9.5%	9.1%
% of FP17s Relating to Free Repair or Replacements	1	58	1.7%	0.7%	0.7%	0.8%
% of FP17s Relating to Continuations	8	58	13.8%	0.8%	1.0%	1.1%
% of Patients satisfied with the dentistry they have received	3	3	N/A	92.9%	91.9%	91.7%
% of Patients satisfied with the time they had to wait for an appointment	3	3	N/A	90.0%	88.0%	88.0%

\* This is based on patients treated on this contract for their most recent course of treatment. Figures in italics indicate the base number of FP17s or Patient Questionnaire responses are less than 100. N/A is shown where the base number of responses is less than 10 during the period. % is calculated as Quantity/Base number\*100

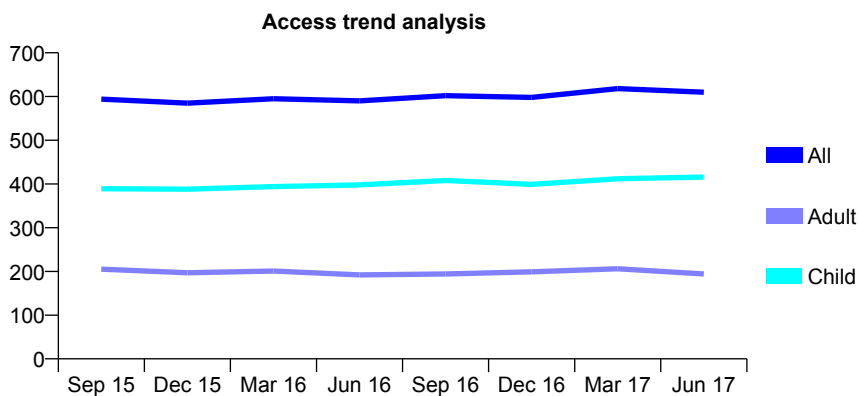
## Q69 - Vital Signs At a Glance Contract Report for 566039/0005 - June 2017

Name or company name	MS AR LOCKYER
Contract type name	GDS Contract
Purpose of contract	General
Contract start date	01/04/2006
Contract end date	

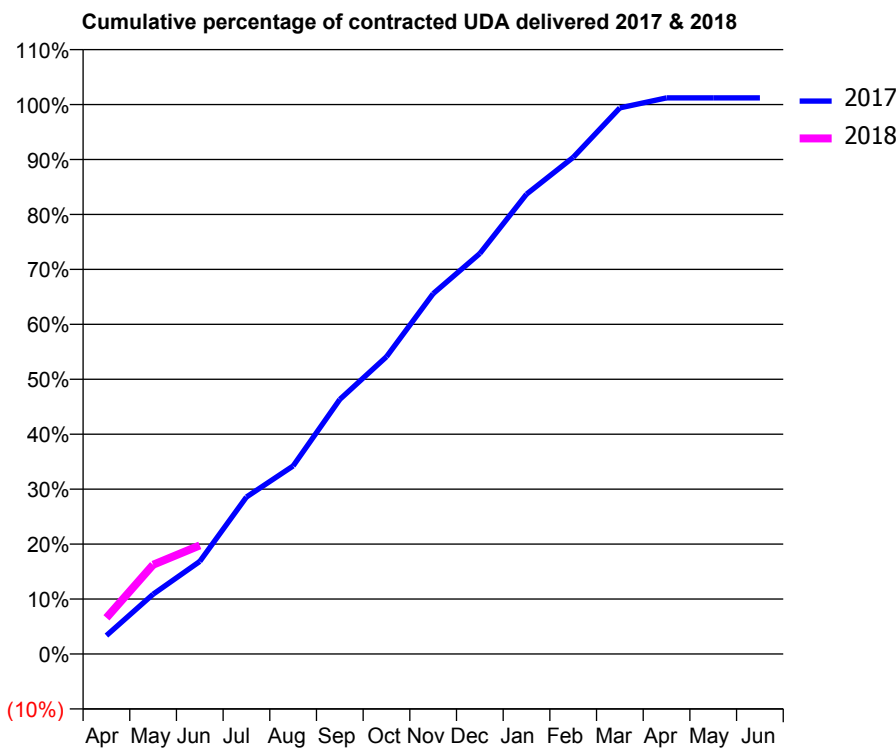
17/18 Contracted general activity (UDA)	1,000
Carry forward general activity (UDA)	0
17/18 Contracted orthodontic activity (UOA)	0
Carry forward orthodontic activity (UOA)	0
Baseline contract value	£26,430.32

### ACCESS\*

Patients seen in 24 months	Total	Change since previous quarter
Quarter ending June 2016	590	
Quarter ending September 2016	602	↑
Quarter ending December 2016	598	→
Quarter ending March 2017	618	↑
Quarter ending June 2017	610	↓
<b>Variance since June 2016</b>	<b>3.4%</b>	<b>↑</b>



### ACTIVITY



Month	Adjusted Scheduled Activity (UDA)	
	2017	2018
April	35	66
May	113	162
June	175	198
July	297	
August	356	
September	482	
October	563	
November	682	
December	758	
January	870	
February	940	
March	1,034	
April	1,053	
May	1,053	
June	1,053	

### QUALITY

	Quantity	Base Number	Contract	AT	Region	England
% of FP17s for the same patient ID Re-attending within 3 months - Children	4	121	3.3%	11.3%	11.6%	12.0%
% of FP17s for the same patient ID Re-attending within 3 months - Adults	4	37	10.8%	15.1%	15.9%	16.0%
% of FP17s for the same patient ID Re-attending between 3 & 9 months - Children	74	121	61.2%	57.4%	60.4%	58.0%
% of FP17s for the same patient ID Re-attending between 3 & 9 months - Adults	16	37	43.2%	48.4%	52.3%	50.9%
% of FP17s for Band 1 Urgent Courses	3	147	2.0%	9.6%	9.5%	9.1%
% of FP17s Relating to Free Repair or Replacements	0	147	0.0%	0.7%	0.7%	0.8%
% of FP17s Relating to Continuations	1	147	0.7%	0.8%	1.0%	1.1%
% of Patients satisfied with the dentistry they have received	1	1	N/A	92.9%	91.9%	91.7%
% of Patients satisfied with the time they had to wait for an appointment	1	1	N/A	90.0%	88.0%	88.0%

\* This is based on patients treated on this contract for their most recent course of treatment. Figures in italics indicate the base number of FP17s or Patient Questionnaire responses are less than 100. N/A is shown where the base number of responses is less than 10 during the period. % is calculated as Quantity/Base number\*100

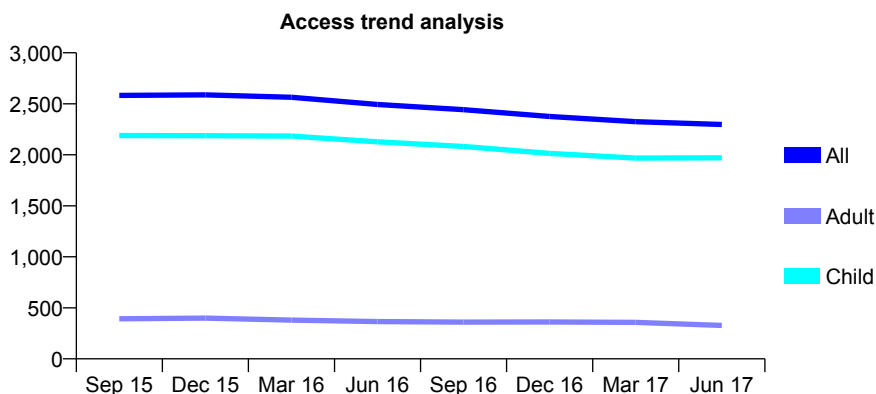
## Q69 - Vital Signs At a Glance Contract Report for 566551/0001 - June 2017

Name or company name	MR GB DERRY
Contract type name	GDS Contract
Purpose of contract	General
Contract start date	01/04/2006
Contract end date	

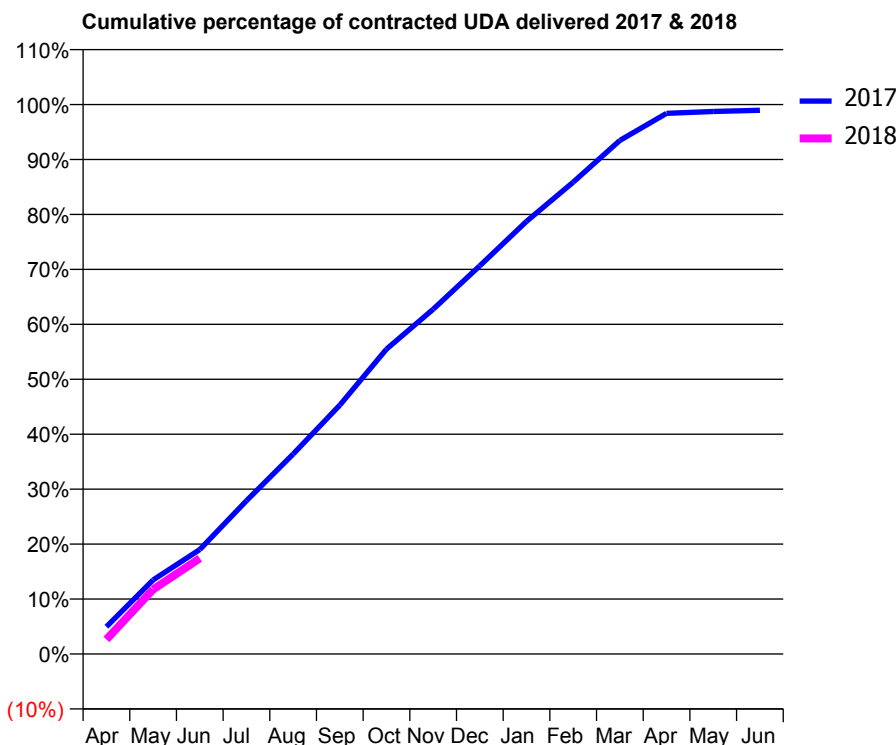
17/18 Contracted general activity (UDA)	5,000
Carry forward general activity (UDA)	0
17/18 Contracted orthodontic activity (UOA)	0
Carry forward orthodontic activity (UOA)	0
Baseline contract value	£135,353.09

### ACCESS\*

Patients seen in 24 months	Total	Change since previous quarter
Quarter ending June 2016	2,493	
Quarter ending September 2016	2,442	↓
Quarter ending December 2016	2,376	↓
Quarter ending March 2017	2,325	↓
Quarter ending June 2017	2,297	↓
<b>Variance since June 2016</b>	<b>(7.9%)</b>	<b>↓</b>



### ACTIVITY



Month	Adjusted Scheduled Activity (UDA)	
	2017	2018
April	249	133
May	675	587
June	950	870
July	1,394	
August	1,820	
September	2,264	
October	2,774	
November	3,137	
December	3,533	
January	3,937	
February	4,294	
March	4,673	
April	4,920	
May	4,937	
June	4,948	

### QUALITY

	Quantity	Base Number	Contract	AT	Region	England
% of FP17s for the same patient ID Re-attending within 3 months - Children	61	878	6.9%	11.3%	11.6%	12.0%
% of FP17s for the same patient ID Re-attending within 3 months - Adults	3	42	7.1%	15.1%	15.9%	16.0%
% of FP17s for the same patient ID Re-attending between 3 & 9 months - Children	641	878	73.0%	57.4%	60.4%	58.0%
% of FP17s for the same patient ID Re-attending between 3 & 9 months - Adults	30	42	71.4%	48.4%	52.3%	50.9%
% of FP17s for Band 1 Urgent Courses	25	687	3.6%	9.6%	9.5%	9.1%
% of FP17s Relating to Free Repair or Replacements	0	687	0.0%	0.7%	0.7%	0.8%
% of FP17s Relating to Continuations	0	687	0.0%	0.8%	1.0%	1.1%
% of Patients satisfied with the dentistry they have received	2	2	N/A	92.9%	91.9%	91.7%
% of Patients satisfied with the time they had to wait for an appointment	2	2	N/A	90.0%	88.0%	88.0%

\* This is based on patients treated on this contract for their most recent course of treatment. Figures in italics indicate the base number of FP17s or Patient Questionnaire responses are less than 100. N/A is shown where the base number of responses is less than 10 during the period. % is calculated as Quantity/Base number\*100

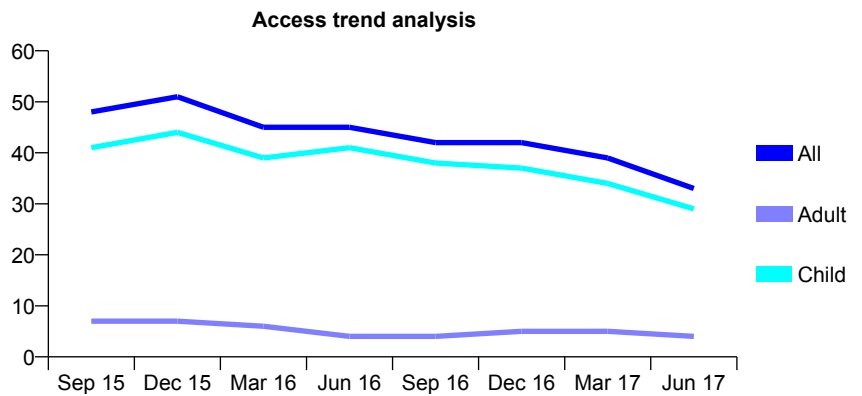
## Q69 - Vital Signs At a Glance Contract Report for 568430/0001 - June 2017

Name or company name	MR PG CRUCI
Contract type name	GDS Contract
Purpose of contract	General
Contract start date	01/04/2006
Contract end date	

17/18 Contracted general activity (UDA)	39
Carry forward general activity (UDA)	0
17/18 Contracted orthodontic activity (UOA)	0
Carry forward orthodontic activity (UOA)	0
Baseline contract value	£907.84

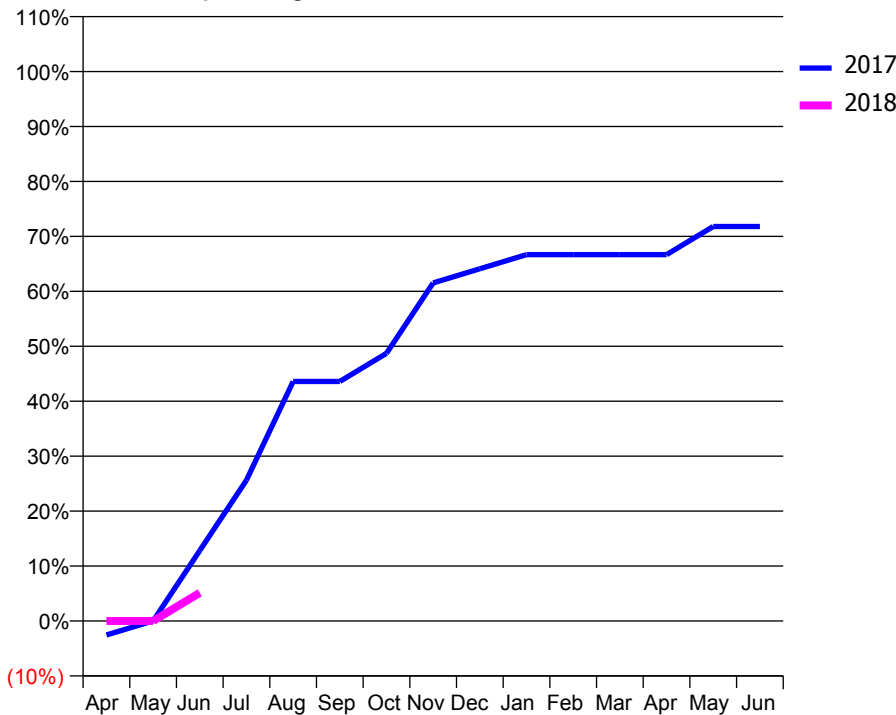
### ACCESS\*

Patients seen in 24 months	Total	Change since previous quarter
Quarter ending June 2016	45	
Quarter ending September 2016	42	↓
Quarter ending December 2016	42	→
Quarter ending March 2017	39	↓
Quarter ending June 2017	33	↓
<b>Variance since June 2016</b>	<b>(26.7%)</b>	<b>↓</b>



### ACTIVITY

Cumulative percentage of contracted UDA delivered 2017 & 2018



Month	Adjusted Scheduled Activity (UDA)	
	2017	2018
April	-1	0
May	0	0
June	5	2
July	10	
August	17	
September	17	
October	19	
November	24	
December	25	
January	26	
February	26	
March	26	
April	26	
May	28	
June	28	

### QUALITY

	Quantity	Base Number	Contract	AT	Region	England
% of FP17s for the same patient ID Re-attending within 3 months - Children	0	4	0.0%	11.3%	11.6%	12.0%
% of FP17s for the same patient ID Re-attending within 3 months - Adults	0	0	N/A	15.1%	15.9%	16.0%
% of FP17s for the same patient ID Re-attending between 3 & 9 months - Children	1	4	25.0%	57.4%	60.4%	58.0%
% of FP17s for the same patient ID Re-attending between 3 & 9 months - Adults	0	0	N/A	48.4%	52.3%	50.9%
% of FP17s for Band 1 Urgent Courses	0	2	0.0%	9.6%	9.5%	9.1%
% of FP17s Relating to Free Repair or Replacements	0	2	0.0%	0.7%	0.7%	0.8%
% of FP17s Relating to Continuations	0	2	0.0%	0.8%	1.0%	1.1%
% of Patients satisfied with the dentistry they have received	0	0	N/A	92.9%	91.9%	91.7%
% of Patients satisfied with the time they had to wait for an appointment	0	0	N/A	90.0%	88.0%	88.0%

\* This is based on patients treated on this contract for their most recent course of treatment. Figures in italics indicate the base number of FP17s or Patient Questionnaire responses are less than 100. N/A is shown where the base number of responses is less than 10 during the period. % is calculated as Quantity/Base number\*100

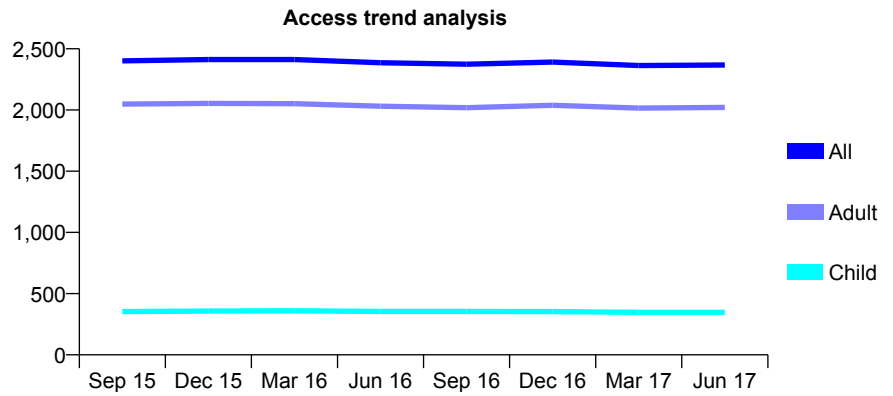
## Q69 - Vital Signs At a Glance Contract Report for 575682/0001 - June 2017

Name or company name	MR HJ COULL
Contract type name	GDS Contract
Purpose of contract	General
Contract start date	01/04/2006
Contract end date	

17/18 Contracted general activity (UDA)	6,812
Carry forward general activity (UDA)	0
17/18 Contracted orthodontic activity (UOA)	0
Carry forward orthodontic activity (UOA)	0
Baseline contract value	£161,065.22

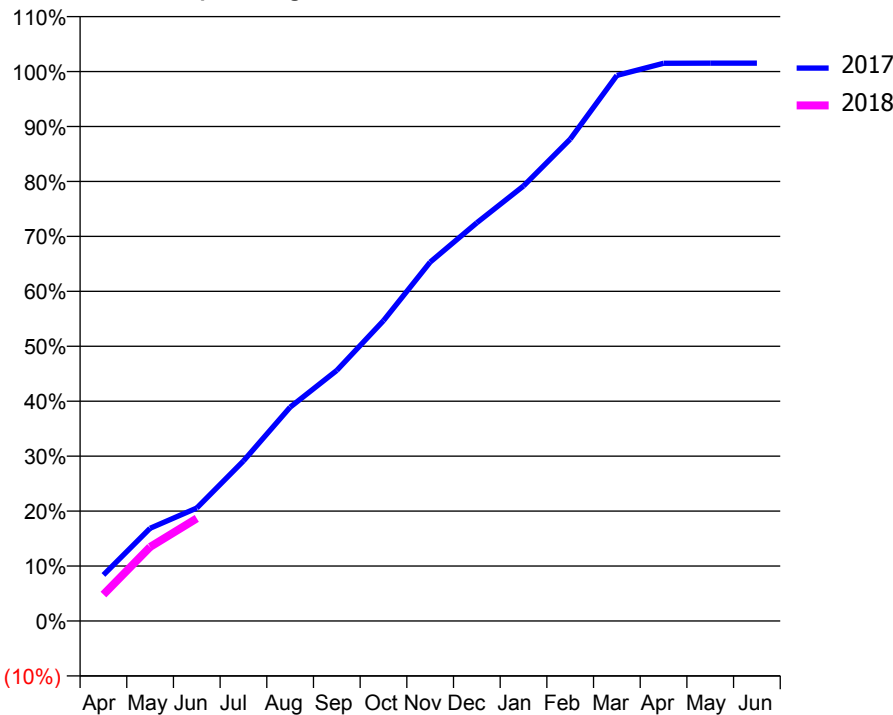
### ACCESS\*

Patients seen in 24 months	Total	Change since previous quarter
Quarter ending June 2016	2,386	
Quarter ending September 2016	2,374	→
Quarter ending December 2016	2,392	→
Quarter ending March 2017	2,363	↓
Quarter ending June 2017	2,368	→
<b>Variance since June 2016</b>	<b>(0.8%)</b>	<b>→</b>



### ACTIVITY

Cumulative percentage of contracted UDA delivered 2017 & 2018



Month	Adjusted Scheduled Activity (UDA)	
	2017	2018
April	572	328
May	1,150	919
June	1,401	1,273
July	1,985	
August	2,651	
September	3,107	
October	3,723	
November	4,450	
December	4,937	
January	5,393	
February	5,973	
March	6,764	
April	6,914	
May	6,916	
June	6,916	

### QUALITY

	Quantity	Base Number	Contract	AT	Region	England
% of FP17s for the same patient ID Re-attending within 3 months - Children	6	111	5.4%	11.3%	11.6%	12.0%
% of FP17s for the same patient ID Re-attending within 3 months - Adults	45	615	7.3%	15.1%	15.9%	16.0%
% of FP17s for the same patient ID Re-attending between 3 & 9 months - Children	90	111	81.1%	57.4%	60.4%	58.0%
% of FP17s for the same patient ID Re-attending between 3 & 9 months - Adults	440	615	71.5%	48.4%	52.3%	50.9%
% of FP17s for Band 1 Urgent Courses	39	673	5.8%	9.6%	9.5%	9.1%
% of FP17s Relating to Free Repair or Replacements	1	673	0.1%	0.7%	0.7%	0.8%
% of FP17s Relating to Continuations	3	673	0.4%	0.8%	1.0%	1.1%
% of Patients satisfied with the dentistry they have received	4	4	N/A	92.9%	91.9%	91.7%
% of Patients satisfied with the time they had to wait for an appointment	4	4	N/A	90.0%	88.0%	88.0%

\* This is based on patients treated on this contract for their most recent course of treatment. Figures in italics indicate the base number of FP17s or Patient Questionnaire responses are less than 100. N/A is shown where the base number of responses is less than 10 during the period. % is calculated as Quantity/Base number\*100

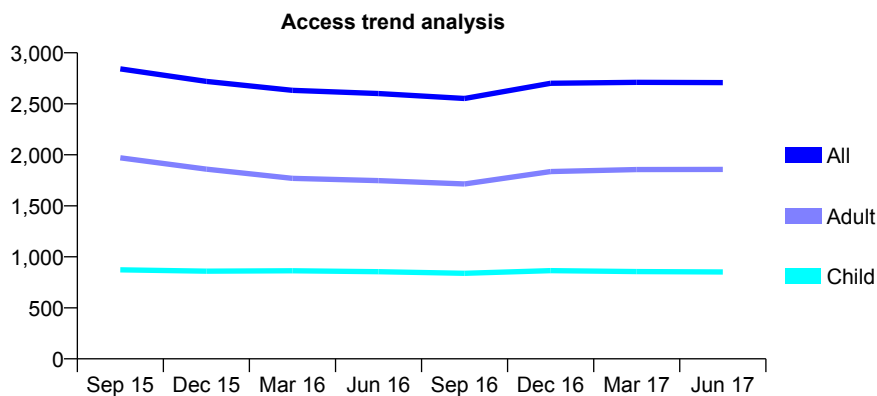
## Q69 - Vital Signs At a Glance Contract Report for 578967/0001 - June 2017

Name or company name	MR AC COOKE
Contract type name	GDS Contract
Purpose of contract	General
Contract start date	01/04/2006
Contract end date	

17/18 Contracted general activity (UDA)	7,646
Carry forward general activity (UDA)	0
17/18 Contracted orthodontic activity (UOA)	0
Carry forward orthodontic activity (UOA)	0
Baseline contract value	£180,784.61

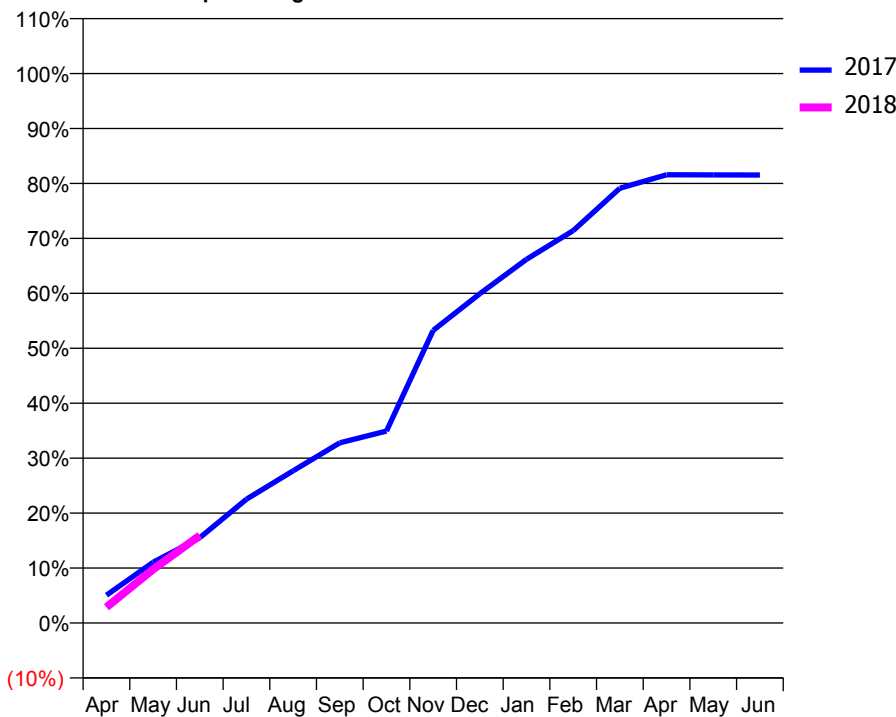
### ACCESS\*

Patients seen in 24 months	Total	Change since previous quarter
Quarter ending June 2016	2,601	
Quarter ending September 2016	2,552	↓
Quarter ending December 2016	2,701	↑
Quarter ending March 2017	2,711	→
Quarter ending June 2017	2,708	→
<b>Variance since June 2016</b>	<b>4.1%</b>	<b>↑</b>



### ACTIVITY

Cumulative percentage of contracted UDA delivered 2017 & 2018



Month	Adjusted Scheduled Activity (UDA)	
	2017	2018
April	387	219
May	845	746
June	1,186	1,218
July	1,722	
August	2,117	
September	2,507	
October	2,671	
November	4,072	
December	4,582	
January	5,060	
February	5,460	
March	6,050	
April	6,238	
May	6,235	
June	6,234	

### QUALITY

	Quantity	Base Number	Contract	AT	Region	England
% of FP17s for the same patient ID Re-attending within 3 months - Children	17	361	4.7%	11.3%	11.6%	12.0%
% of FP17s for the same patient ID Re-attending within 3 months - Adults	39	564	6.9%	15.1%	15.9%	16.0%
% of FP17s for the same patient ID Re-attending between 3 & 9 months - Children	276	361	76.5%	57.4%	60.4%	58.0%
% of FP17s for the same patient ID Re-attending between 3 & 9 months - Adults	362	564	64.2%	48.4%	52.3%	50.9%
% of FP17s for Band 1 Urgent Courses	52	799	6.5%	9.6%	9.5%	9.1%
% of FP17s Relating to Free Repair or Replacements	2	799	0.3%	0.7%	0.7%	0.8%
% of FP17s Relating to Continuations	1	799	0.1%	0.8%	1.0%	1.1%
% of Patients satisfied with the dentistry they have received	7	7	N/A	92.9%	91.9%	91.7%
% of Patients satisfied with the time they had to wait for an appointment	4	7	N/A	90.0%	88.0%	88.0%

\* This is based on patients treated on this contract for their most recent course of treatment. Figures in italics indicate the base number of FP17s or Patient Questionnaire responses are less than 100. N/A is shown where the base number of responses is less than 10 during the period. % is calculated as Quantity/Base number\*100

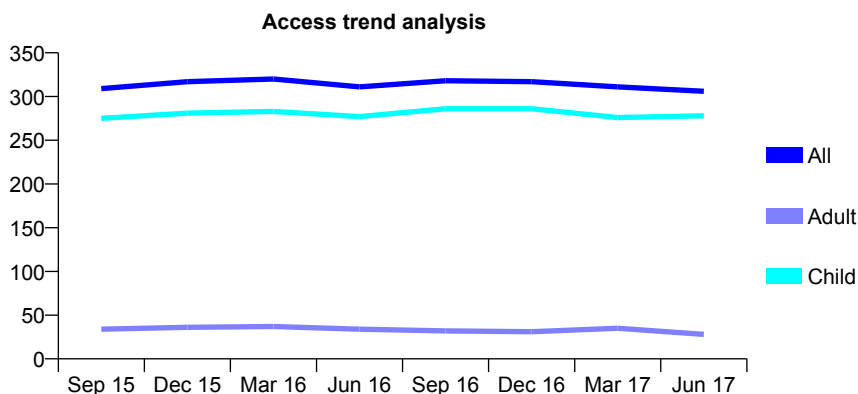
## Q69 - Vital Signs At a Glance Contract Report for 630209/0001 - June 2017

Name or company name	MR CR NIXON
Contract type name	GDS Contract
Purpose of contract	General
Contract start date	01/04/2006
Contract end date	

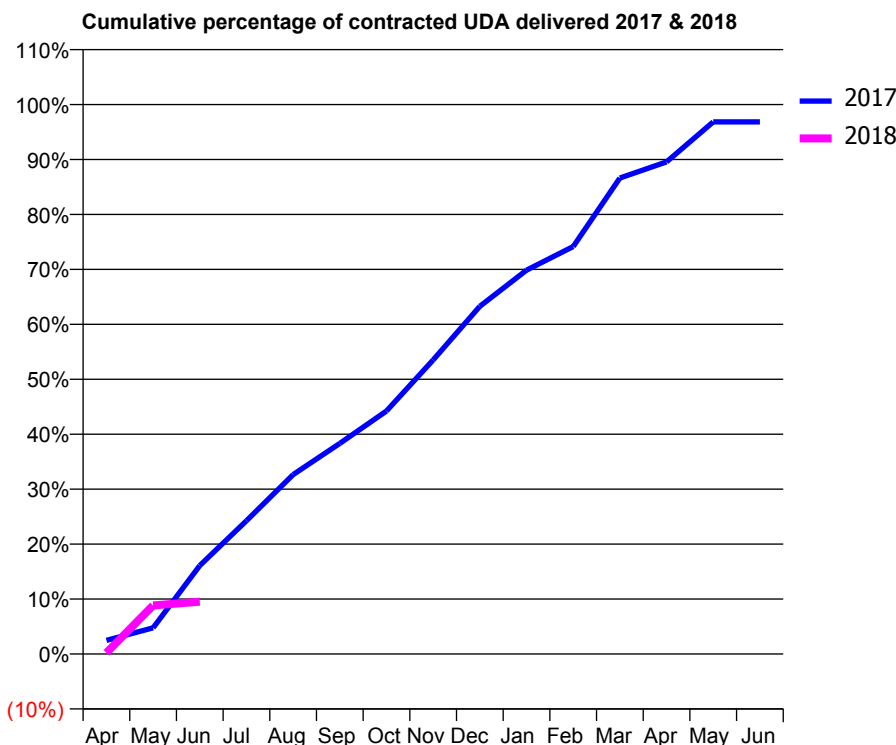
17/18 Contracted general activity (UDA)	441
Carry forward general activity (UDA)	0
17/18 Contracted orthodontic activity (UOA)	0
Carry forward orthodontic activity (UOA)	0
Baseline contract value	£10,151.40

### ACCESS\*

Patients seen in 24 months	Total	Change since previous quarter
Quarter ending June 2016	311	
Quarter ending September 2016	318	↑
Quarter ending December 2016	317	→
Quarter ending March 2017	311	↓
Quarter ending June 2017	306	↓
<b>Variance since June 2016</b>	<b>(1.6%)</b>	<b>↓</b>



### ACTIVITY



Month	Adjusted Scheduled Activity (UDA)	
	2017	2018
April	11	1
May	21	39
June	71	42
July	107	
August	144	
September	169	
October	195	
November	236	
December	279	
January	308	
February	327	
March	382	
April	395	
May	427	
June	427	

### QUALITY

	Quantity	Base Number	Contract	AT	Region	England
% of FP17s for the same patient ID Re-attending within 3 months - Children	4	77	5.2%	11.3%	11.6%	12.0%
% of FP17s for the same patient ID Re-attending within 3 months - Adults	0	2	0.0%	15.1%	15.9%	16.0%
% of FP17s for the same patient ID Re-attending between 3 & 9 months - Children	54	77	70.1%	57.4%	60.4%	58.0%
% of FP17s for the same patient ID Re-attending between 3 & 9 months - Adults	1	2	50.0%	48.4%	52.3%	50.9%
% of FP17s for Band 1 Urgent Courses	0	40	0.0%	9.6%	9.5%	9.1%
% of FP17s Relating to Free Repair or Replacements	0	40	0.0%	0.7%	0.7%	0.8%
% of FP17s Relating to Continuations	0	40	0.0%	0.8%	1.0%	1.1%
% of Patients satisfied with the dentistry they have received	0	0	N/A	92.9%	91.9%	91.7%
% of Patients satisfied with the time they had to wait for an appointment	0	0	N/A	90.0%	88.0%	88.0%

\* This is based on patients treated on this contract for their most recent course of treatment. Figures in italics indicate the base number of FP17s or Patient Questionnaire responses are less than 100. N/A is shown where the base number of responses is less than 10 during the period. % is calculated as Quantity/Base number\*100



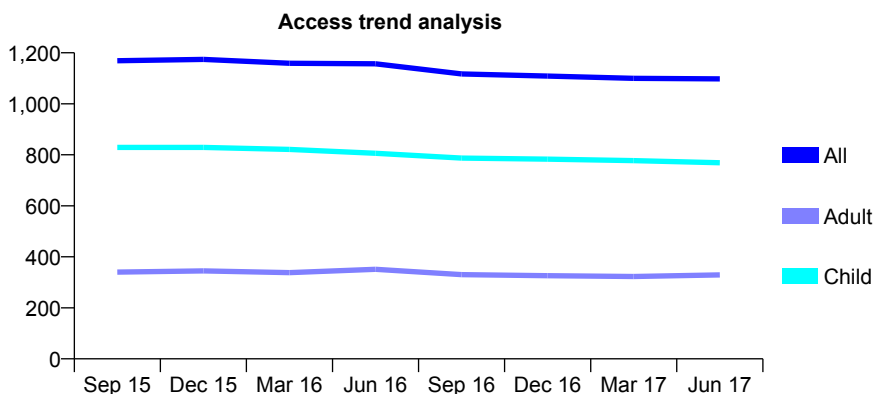
## Q69 - Vital Signs At a Glance Contract Report for 630640/0001 - June 2017

Name or company name	MRS ME SHAW
Contract type name	GDS Contract
Purpose of contract	General
Contract start date	01/04/2006
Contract end date	

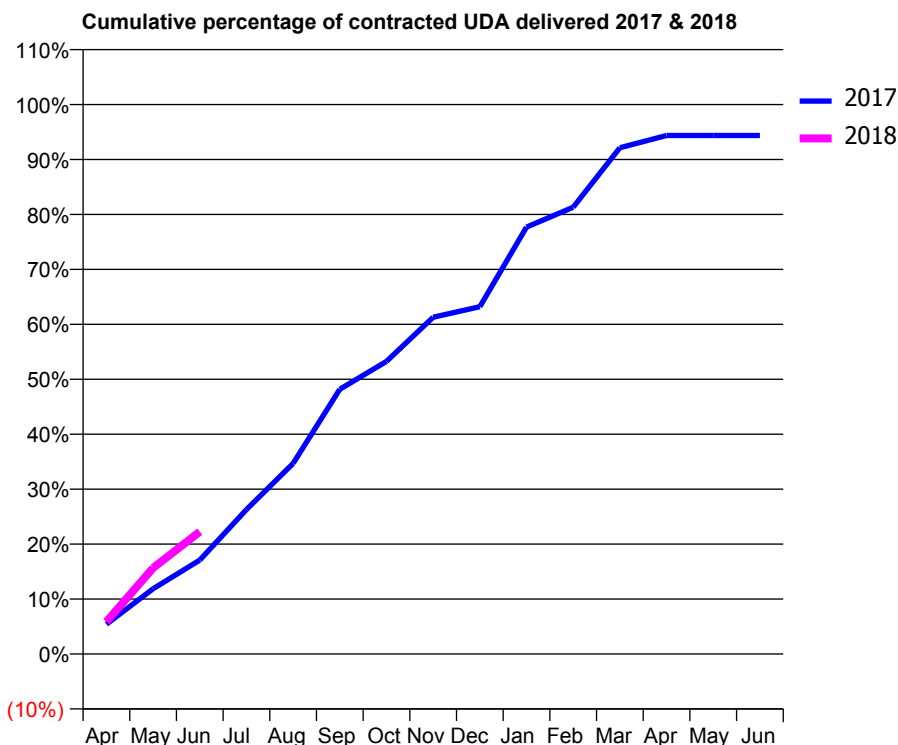
17/18 Contracted general activity (UDA)	2,164
Carry forward general activity (UDA)	0
17/18 Contracted orthodontic activity (UOA)	0
Carry forward orthodontic activity (UOA)	0
Baseline contract value	£47,107.43

### ACCESS\*

Patients seen in 24 months	Total	Change since previous quarter
Quarter ending June 2016	1,157	
Quarter ending September 2016	1,117	↓
Quarter ending December 2016	1,109	→
Quarter ending March 2017	1,100	→
Quarter ending June 2017	1,098	→
<b>Variance since June 2016</b>	<b>(5.1%)</b>	<b>↓</b>



### ACTIVITY



Adjusted Scheduled Activity (UDA)		
Month	2017	2018
April	117	128
May	257	339
June	370	482
July	569	
August	751	
September	1,043	
October	1,153	
November	1,326	
December	1,368	
January	1,681	
February	1,759	
March	1,994	
April	2,042	
May	2,042	
June	2,042	

### QUALITY

	Quantity	Base Number	Contract	AT	Region	England
% of FP17s for the same patient ID Re-attending within 3 months - Children	14	359	3.9%	11.3%	11.6%	12.0%
% of FP17s for the same patient ID Re-attending within 3 months - Adults	2	72	2.8%	15.1%	15.9%	16.0%
% of FP17s for the same patient ID Re-attending between 3 & 9 months - Children	251	359	69.9%	57.4%	60.4%	58.0%
% of FP17s for the same patient ID Re-attending between 3 & 9 months - Adults	39	72	54.2%	48.4%	52.3%	50.9%
% of FP17s for Band 1 Urgent Courses	5	391	1.3%	9.6%	9.5%	9.1%
% of FP17s Relating to Free Repair or Replacements	0	391	0.0%	0.7%	0.7%	0.8%
% of FP17s Relating to Continuations	0	391	0.0%	0.8%	1.0%	1.1%
% of Patients satisfied with the dentistry they have received	1	1	N/A	92.9%	91.9%	91.7%
% of Patients satisfied with the time they had to wait for an appointment	1	1	N/A	90.0%	88.0%	88.0%

\* This is based on patients treated on this contract for their most recent course of treatment. Figures in italics indicate the base number of FP17s or Patient Questionnaire responses are less than 100. N/A is shown where the base number of responses is less than 10 during the period. % is calculated as Quantity/Base number\*100

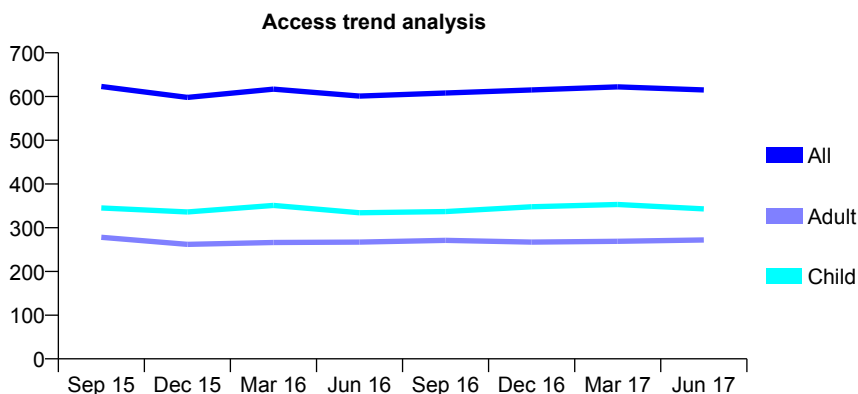
## Q69 - Vital Signs At a Glance Contract Report for 631043/0001 - June 2017

Name or company name	MR PR COLLINS
Contract type name	GDS Contract
Purpose of contract	General
Contract start date	01/04/2006
Contract end date	

17/18 Contracted general activity (UDA)	1,226
Carry forward general activity (UDA)	0
17/18 Contracted orthodontic activity (UOA)	0
Carry forward orthodontic activity (UOA)	0
Baseline contract value	£31,075.85

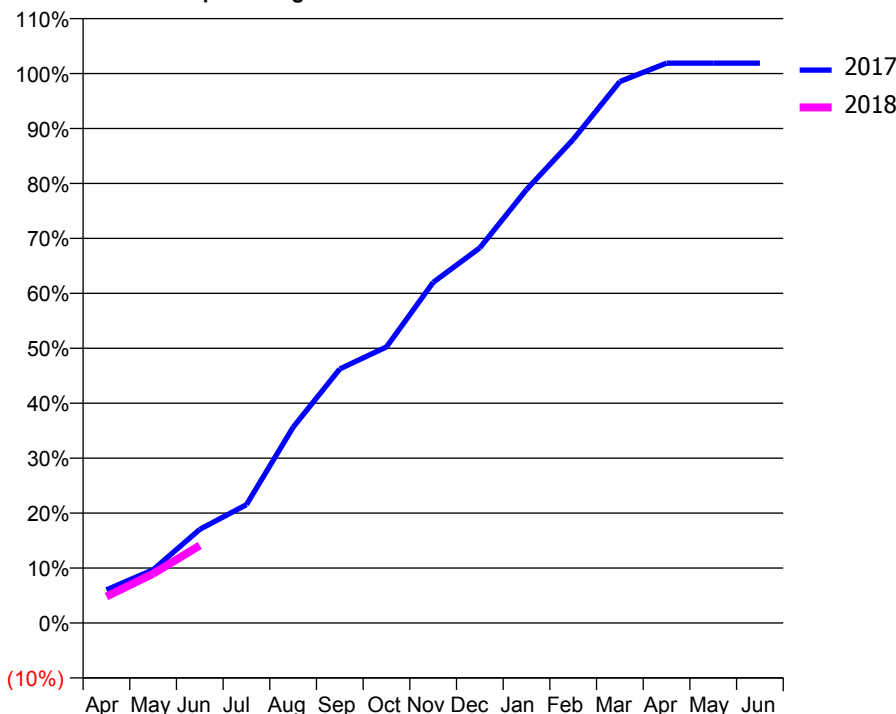
### ACCESS\*

Patients seen in 24 months	Total	Change since previous quarter
Quarter ending June 2016	601	
Quarter ending September 2016	608	→
Quarter ending December 2016	615	→
Quarter ending March 2017	622	→
Quarter ending June 2017	615	↓
<b>Variance since June 2016</b>	<b>2.3%</b>	<b>↑</b>



### ACTIVITY

Cumulative percentage of contracted UDA delivered 2017 & 2018



Adjusted Scheduled Activity (UDA)

Month	2017	2018
April	74	59
May	119	110
June	209	173
July	264	
August	437	
September	567	
October	616	
November	760	
December	837	
January	967	
February	1,079	
March	1,208	
April	1,249	
May	1,249	
June	1,249	

### QUALITY

	Quantity	Base Number	Contract	AT	Region	England
% of FP17s for the same patient ID Re-attending within 3 months - Children	4	84	4.8%	11.3%	11.6%	12.0%
% of FP17s for the same patient ID Re-attending within 3 months - Adults	3	53	5.7%	15.1%	15.9%	16.0%
% of FP17s for the same patient ID Re-attending between 3 & 9 months - Children	45	84	53.6%	57.4%	60.4%	58.0%
% of FP17s for the same patient ID Re-attending between 3 & 9 months - Adults	25	53	47.2%	48.4%	52.3%	50.9%
% of FP17s for Band 1 Urgent Courses	0	110	0.0%	9.6%	9.5%	9.1%
% of FP17s Relating to Free Repair or Replacements	0	110	0.0%	0.7%	0.7%	0.8%
% of FP17s Relating to Continuations	1	110	0.9%	0.8%	1.0%	1.1%
% of Patients satisfied with the dentistry they have received	0	0	N/A	92.9%	91.9%	91.7%
% of Patients satisfied with the time they had to wait for an appointment	0	0	N/A	90.0%	88.0%	88.0%

\* This is based on patients treated on this contract for their most recent course of treatment. Figures in italics indicate the base number of FP17s or Patient Questionnaire responses are less than 100. N/A is shown where the base number of responses is less than 10 during the period. % is calculated as Quantity/Base number\*100

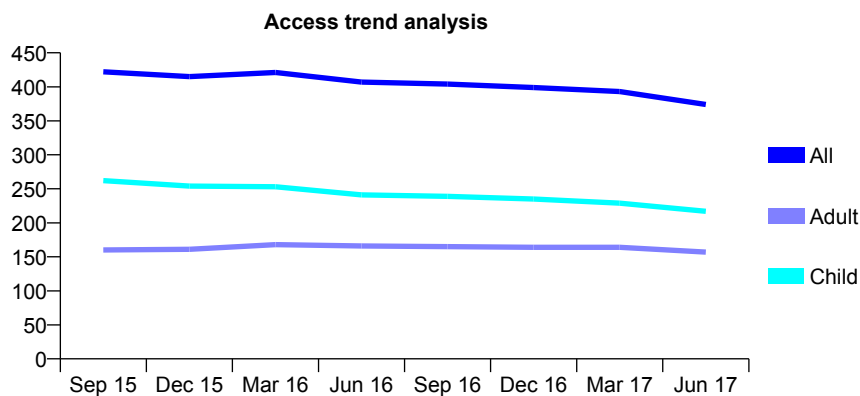
## Q69 - Vital Signs At a Glance Contract Report for 631582/0001 - June 2017

Name or company name	MR NM GOLDSMITH
Contract type name	GDS Contract
Purpose of contract	General
Contract start date	01/04/2006
Contract end date	

17/18 Contracted general activity (UDA)	758
Carry forward general activity (UDA)	0
17/18 Contracted orthodontic activity (UOA)	0
Carry forward orthodontic activity (UOA)	0
Baseline contract value	£20,642.33

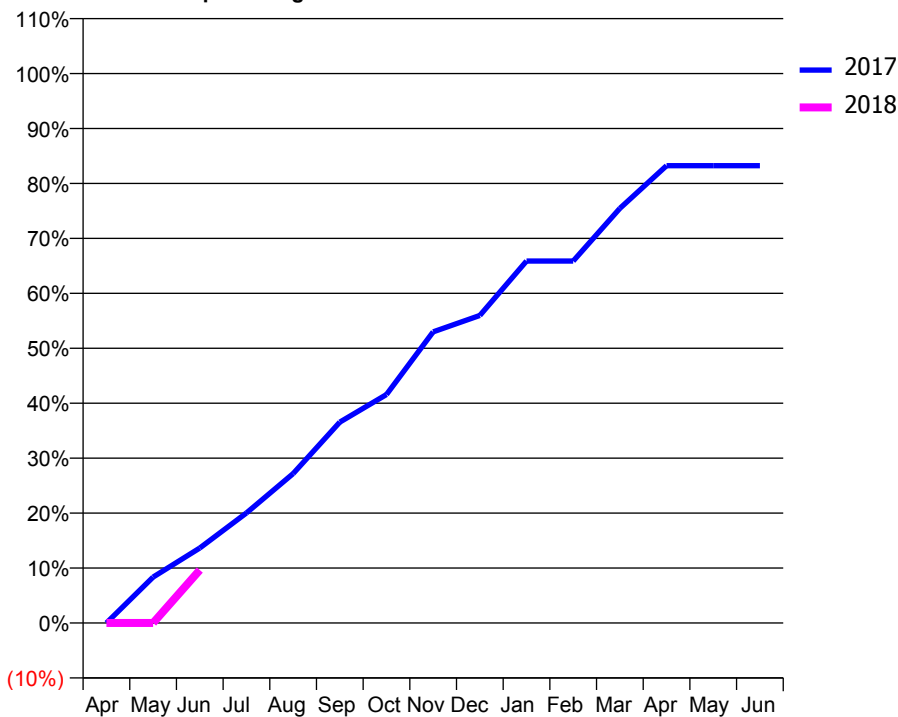
### ACCESS\*

Patients seen in 24 months	Total	Change since previous quarter
Quarter ending June 2016	407	
Quarter ending September 2016	404	→
Quarter ending December 2016	399	↓
Quarter ending March 2017	393	↓
Quarter ending June 2017	374	↓
<b>Variance since June 2016</b>	<b>(8.1%)</b>	<b>↓</b>



### ACTIVITY

**Cumulative percentage of contracted UDA delivered 2017 & 2018**



**Adjusted Scheduled Activity (UDA)**

Month	2017	2018
April	0	0
May	63	0
June	103	73
July	152	
August	206	
September	277	
October	315	
November	402	
December	424	
January	499	
February	499	
March	572	
April	631	
May	631	
June	631	

### QUALITY

	Quantity	Base Number	Contract	AT	Region	England
% of FP17s for the same patient ID Re-attending within 3 months - Children	8	77	10.4%	11.3%	11.6%	12.0%
% of FP17s for the same patient ID Re-attending within 3 months - Adults	1	34	2.9%	15.1%	15.9%	16.0%
% of FP17s for the same patient ID Re-attending between 3 & 9 months - Children	57	77	74.0%	57.4%	60.4%	58.0%
% of FP17s for the same patient ID Re-attending between 3 & 9 months - Adults	26	34	76.5%	48.4%	52.3%	50.9%
% of FP17s for Band 1 Urgent Courses	1	65	1.5%	9.6%	9.5%	9.1%
% of FP17s Relating to Free Repair or Replacements	0	65	0.0%	0.7%	0.7%	0.8%
% of FP17s Relating to Continuations	2	65	3.1%	0.8%	1.0%	1.1%
% of Patients satisfied with the dentistry they have received	1	1	N/A	92.9%	91.9%	91.7%
% of Patients satisfied with the time they had to wait for an appointment	1	1	N/A	90.0%	88.0%	88.0%

\* This is based on patients treated on this contract for their most recent course of treatment. Figures in italics indicate the base number of FP17s or Patient Questionnaire responses are less than 100. N/A is shown where the base number of responses is less than 10 during the period. % is calculated as Quantity/Base number\*100

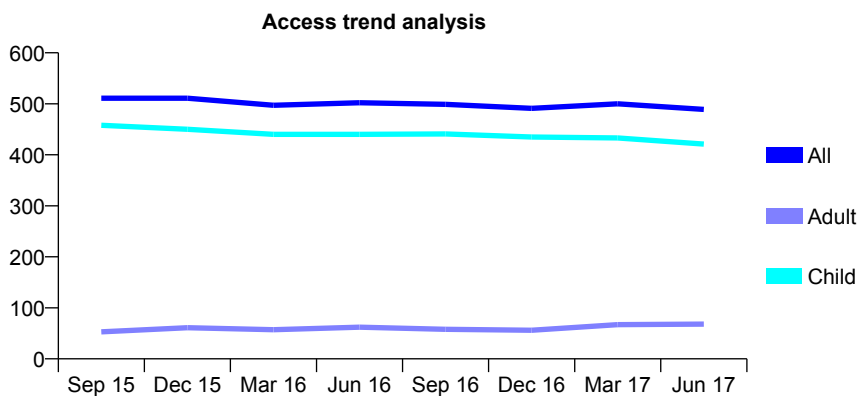
## Q69 - Vital Signs At a Glance Contract Report for 632635/0001 - June 2017

Name or company name	MR GJ BLANCHARD
Contract type name	GDS Contract
Purpose of contract	General
Contract start date	04/11/2006
Contract end date	

17/18 Contracted general activity (UDA)	846
Carry forward general activity (UDA)	0
17/18 Contracted orthodontic activity (UOA)	0
Carry forward orthodontic activity (UOA)	0
Baseline contract value	£15,257.00

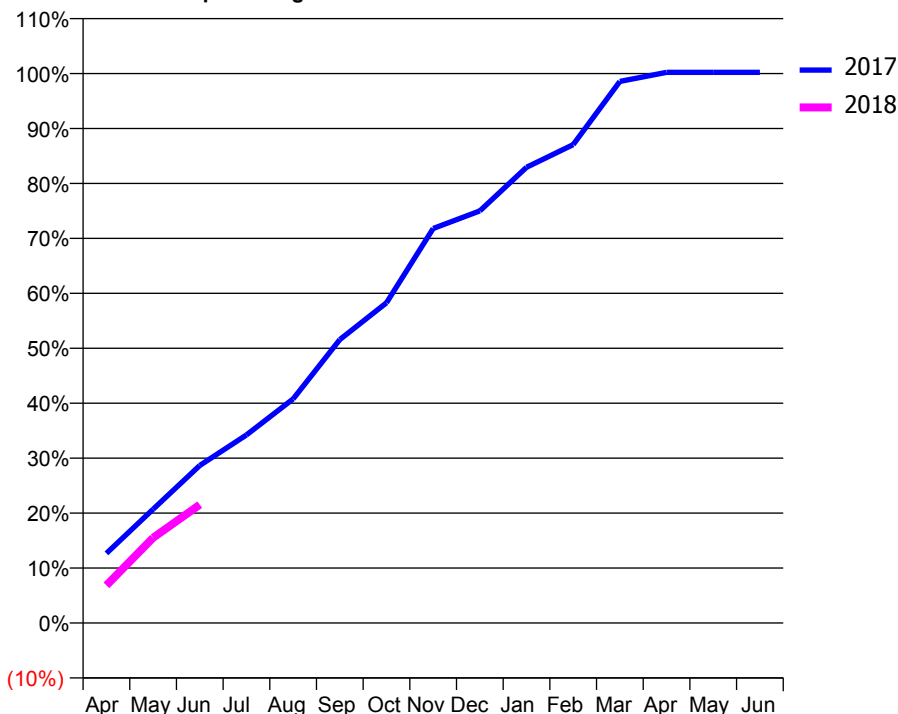
### ACCESS\*

Patients seen in 24 months	Total	Change since previous quarter
Quarter ending June 2016	502	
Quarter ending September 2016	499	→
Quarter ending December 2016	491	↓
Quarter ending March 2017	500	→
Quarter ending June 2017	489	↓
<b>Variance since June 2016</b>	<b>(2.6%)</b>	<b>↓</b>



### ACTIVITY

Cumulative percentage of contracted UDA delivered 2017 & 2018



Adjusted Scheduled Activity (UDA)

Month	2017	2018
April	107	58
May	175	131
June	243	182
July	290	
August	345	
September	436	
October	493	
November	607	
December	634	
January	702	
February	737	
March	834	
April	848	
May	848	
June	848	

### QUALITY

	Quantity	Base Number	Contract	AT	Region	England
% of FP17s for the same patient ID Re-attending within 3 months - Children	4	153	2.6%	11.3%	11.6%	12.0%
% of FP17s for the same patient ID Re-attending within 3 months - Adults	0	8	0.0%	15.1%	15.9%	16.0%
% of FP17s for the same patient ID Re-attending between 3 & 9 months - Children	88	153	57.5%	57.4%	60.4%	58.0%
% of FP17s for the same patient ID Re-attending between 3 & 9 months - Adults	4	8	50.0%	48.4%	52.3%	50.9%
% of FP17s for Band 1 Urgent Courses	1	155	0.6%	9.6%	9.5%	9.1%
% of FP17s Relating to Free Repair or Replacements	0	155	0.0%	0.7%	0.7%	0.8%
% of FP17s Relating to Continuations	0	155	0.0%	0.8%	1.0%	1.1%
% of Patients satisfied with the dentistry they have received	0	0	N/A	92.9%	91.9%	91.7%
% of Patients satisfied with the time they had to wait for an appointment	0	0	N/A	90.0%	88.0%	88.0%

\* This is based on patients treated on this contract for their most recent course of treatment. Figures in italics indicate the base number of FP17s or Patient Questionnaire responses are less than 100. N/A is shown where the base number of responses is less than 10 during the period. % is calculated as Quantity/Base number\*100

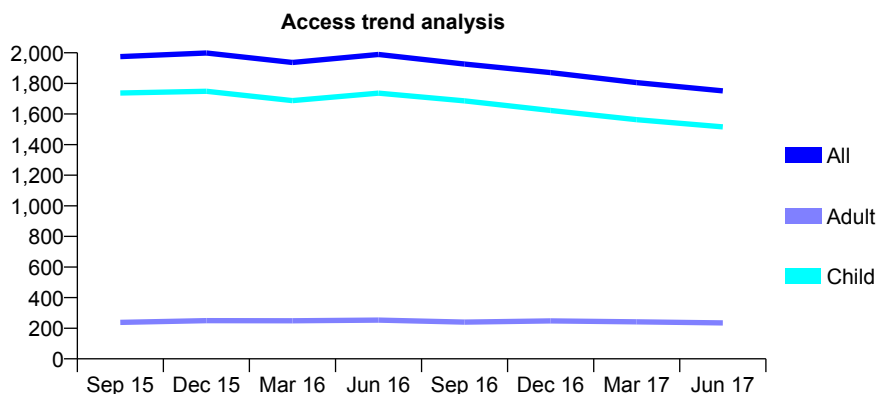
## Q69 - Vital Signs At a Glance Contract Report for 641464/0004 - June 2017

Name or company name	MR RJ DENVILLE
Contract type name	GDS Contract
Purpose of contract	General
Contract start date	02/06/2012
Contract end date	

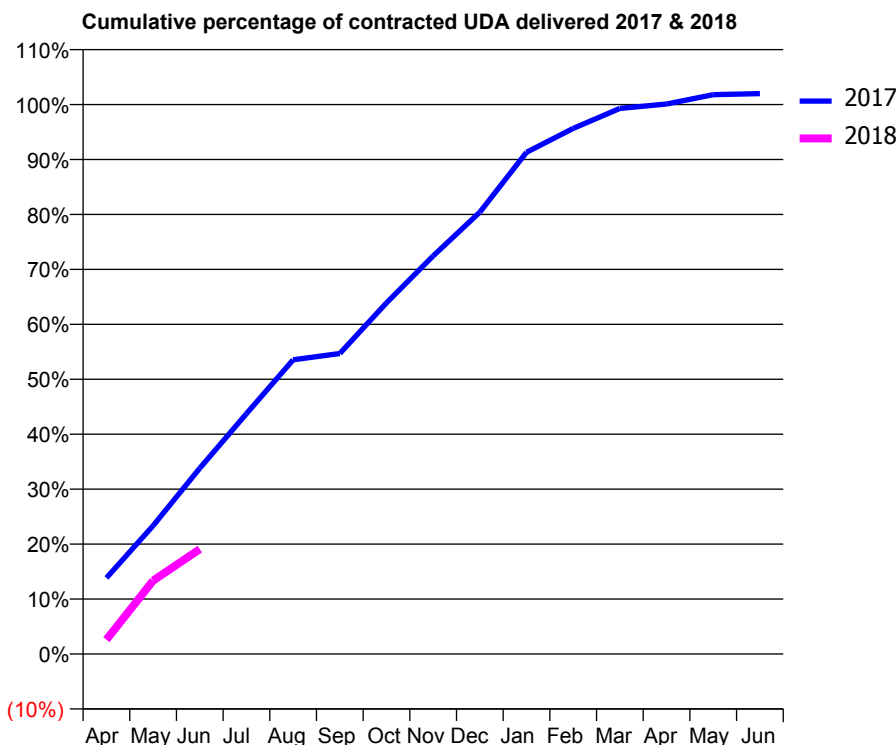
17/18 Contracted general activity (UDA)	4,414
Carry forward general activity (UDA)	0
17/18 Contracted orthodontic activity (UOA)	0
Carry forward orthodontic activity (UOA)	0
Baseline contract value	£97,660.44

### ACCESS\*

Patients seen in 24 months	Total	Change since previous quarter
Quarter ending June 2016	1,989	
Quarter ending September 2016	1,926	↓
Quarter ending December 2016	1,871	↓
Quarter ending March 2017	1,805	↓
Quarter ending June 2017	1,751	↓
<b>Variance since June 2016</b>	<b>(12.0%)</b>	<b>↓</b>



### ACTIVITY



Month	Adjusted Scheduled Activity (UDA)	
	2017	2018
April	611	115
May	1,031	590
June	1,492	842
July	1,930	
August	2,363	
September	2,413	
October	2,820	
November	3,198	
December	3,549	
January	4,030	
February	4,222	
March	4,382	
April	4,418	
May	4,493	
June	4,501	

### QUALITY

	Quantity	Base Number	Contract	AT	Region	England
% of FP17s for the same patient ID Re-attending within 3 months - Children	40	526	7.6%	11.3%	11.6%	12.0%
% of FP17s for the same patient ID Re-attending within 3 months - Adults	3	23	13.0%	15.1%	15.9%	16.0%
% of FP17s for the same patient ID Re-attending between 3 & 9 months - Children	345	526	65.6%	57.4%	60.4%	58.0%
% of FP17s for the same patient ID Re-attending between 3 & 9 months - Adults	11	23	47.8%	48.4%	52.3%	50.9%
% of FP17s for Band 1 Urgent Courses	15	479	3.1%	9.6%	9.5%	9.1%
% of FP17s Relating to Free Repair or Replacements	0	479	0.0%	0.7%	0.7%	0.8%
% of FP17s Relating to Continuations	0	479	0.0%	0.8%	1.0%	1.1%
% of Patients satisfied with the dentistry they have received	3	3	N/A	92.9%	91.9%	91.7%
% of Patients satisfied with the time they had to wait for an appointment	3	3	N/A	90.0%	88.0%	88.0%

\* This is based on patients treated on this contract for their most recent course of treatment. Figures in italics indicate the base number of FP17s or Patient Questionnaire responses are less than 100. N/A is shown where the base number of responses is less than 10 during the period. % is calculated as Quantity/Base number\*100

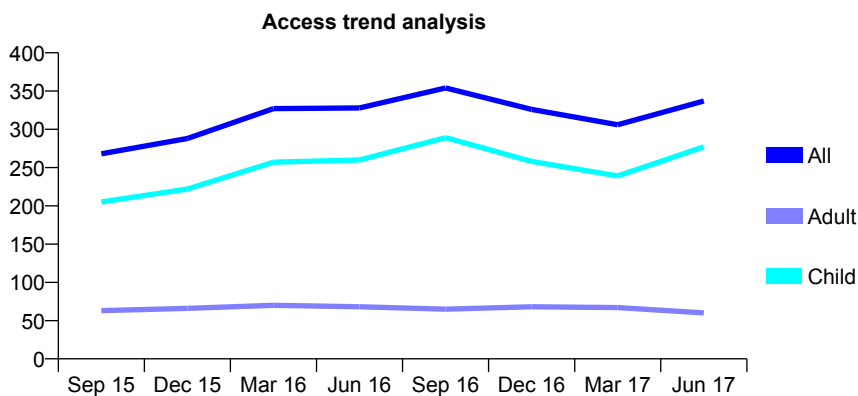
## Q69 - Vital Signs At a Glance Contract Report for 642215/0001 - June 2017

Name or company name	MISS EH NICHOLS
Contract type name	GDS Contract
Purpose of contract	General
Contract start date	01/04/2006
Contract end date	

17/18 Contracted general activity (UDA)	500
Carry forward general activity (UDA)	0
17/18 Contracted orthodontic activity (UOA)	0
Carry forward orthodontic activity (UOA)	0
Baseline contract value	£11,559.30

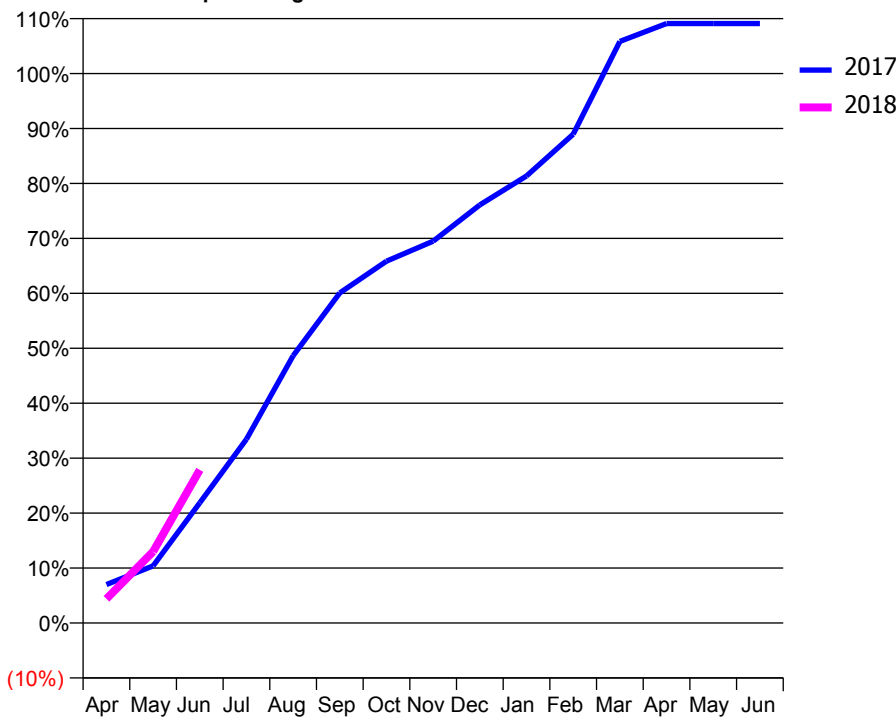
### ACCESS\*

Patients seen in 24 months	Total	Change since previous quarter
Quarter ending June 2016	328	
Quarter ending September 2016	354	↑
Quarter ending December 2016	326	↓
Quarter ending March 2017	306	↓
Quarter ending June 2017	337	↑
<b>Variance since June 2016</b>	<b>2.7%</b>	<b>↑</b>



### ACTIVITY

Cumulative percentage of contracted UDA delivered 2017 & 2018



Month	Adjusted Scheduled Activity (UDA)	
	2017	2018
April	35	22
May	52	65
June	109	139
July	167	
August	243	
September	300	
October	329	
November	347	
December	380	
January	407	
February	445	
March	529	
April	545	
May	545	
June	545	

### QUALITY

	Quantity	Base Number	Contract	AT	Region	England
% of FP17s for the same patient ID Re-attending within 3 months - Children	5	105	4.8%	11.3%	11.6%	12.0%
% of FP17s for the same patient ID Re-attending within 3 months - Adults	0	4	0.0%	15.1%	15.9%	16.0%
% of FP17s for the same patient ID Re-attending between 3 & 9 months - Children	24	105	22.9%	57.4%	60.4%	58.0%
% of FP17s for the same patient ID Re-attending between 3 & 9 months - Adults	1	4	25.0%	48.4%	52.3%	50.9%
% of FP17s for Band 1 Urgent Courses	2	97	2.1%	9.6%	9.5%	9.1%
% of FP17s Relating to Free Repair or Replacements	0	97	0.0%	0.7%	0.7%	0.8%
% of FP17s Relating to Continuations	0	97	0.0%	0.8%	1.0%	1.1%
% of Patients satisfied with the dentistry they have received	1	1	N/A	92.9%	91.9%	91.7%
% of Patients satisfied with the time they had to wait for an appointment	1	1	N/A	90.0%	88.0%	88.0%

\* This is based on patients treated on this contract for their most recent course of treatment. Figures in italics indicate the base number of FP17s or Patient Questionnaire responses are less than 100. N/A is shown where the base number of responses is less than 10 during the period. % is calculated as Quantity/Base number\*100

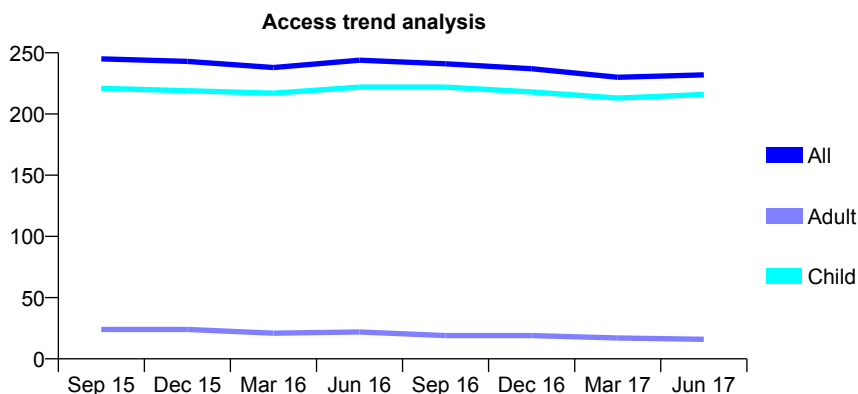
## Q69 - Vital Signs At a Glance Contract Report for 644188/0001 - June 2017

Name or company name	MR PC CHEN
Contract type name	GDS Contract
Purpose of contract	General
Contract start date	01/04/2006
Contract end date	

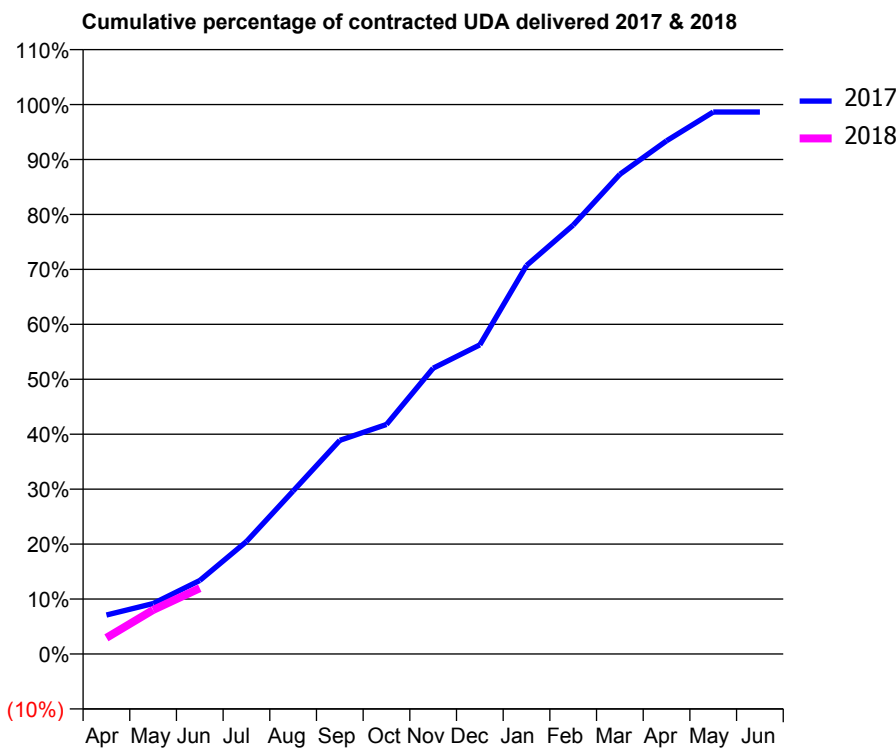
17/18 Contracted general activity (UDA)	381
Carry forward general activity (UDA)	0
17/18 Contracted orthodontic activity (UOA)	0
Carry forward orthodontic activity (UOA)	0
Baseline contract value	£9,008.50

### ACCESS\*

Patients seen in 24 months	Total	Change since previous quarter
Quarter ending June 2016	244	
Quarter ending September 2016	241	↓
Quarter ending December 2016	237	↓
Quarter ending March 2017	230	↓
Quarter ending June 2017	232	→
<b>Variance since June 2016</b>	<b>(4.9%)</b>	<b>↓</b>



### ACTIVITY



Month	Adjusted Scheduled Activity (UDA)	
	2017	2018
April	27	11
May	35	31
June	51	46
July	78	
August	113	
September	148	
October	159	
November	198	
December	214	
January	269	
February	297	
March	333	
April	356	
May	376	
June	376	

### QUALITY

	Quantity	Base Number	Contract	AT	Region	England
% of FP17s for the same patient ID Re-attending within 3 months - Children	4	70	5.7%	11.3%	11.6%	12.0%
% of FP17s for the same patient ID Re-attending within 3 months - Adults	0	0	N/A	15.1%	15.9%	16.0%
% of FP17s for the same patient ID Re-attending between 3 & 9 months - Children	43	70	61.4%	57.4%	60.4%	58.0%
% of FP17s for the same patient ID Re-attending between 3 & 9 months - Adults	0	0	N/A	48.4%	52.3%	50.9%
% of FP17s for Band 1 Urgent Courses	3	37	8.1%	9.6%	9.5%	9.1%
% of FP17s Relating to Free Repair or Replacements	0	37	0.0%	0.7%	0.7%	0.8%
% of FP17s Relating to Continuations	0	37	0.0%	0.8%	1.0%	1.1%
% of Patients satisfied with the dentistry they have received	1	1	N/A	92.9%	91.9%	91.7%
% of Patients satisfied with the time they had to wait for an appointment	1	1	N/A	90.0%	88.0%	88.0%

\* This is based on patients treated on this contract for their most recent course of treatment. Figures in italics indicate the base number of FP17s or Patient Questionnaire responses are less than 100. N/A is shown where the base number of responses is less than 10 during the period. % is calculated as Quantity/Base number\*100

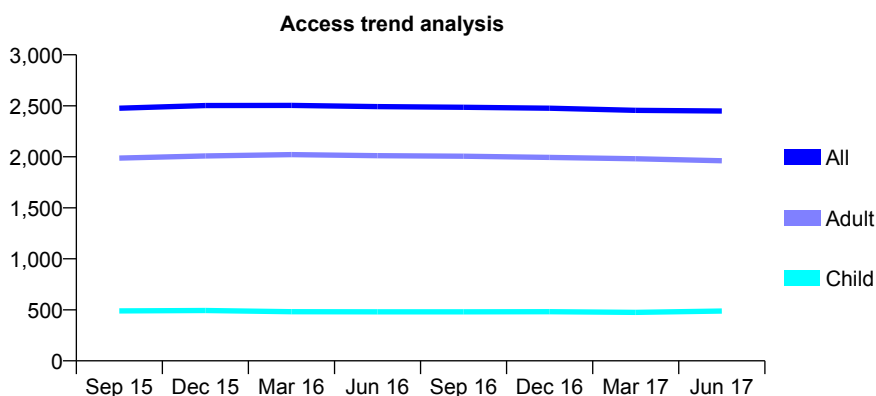
## Q69 - Vital Signs At a Glance Contract Report for 648744/0001 - June 2017

Name or company name	MR NV BADIANI
Contract type name	GDS Contract
Purpose of contract	General
Contract start date	01/04/2006
Contract end date	

17/18 Contracted general activity (UDA)	5,082
Carry forward general activity (UDA)	0
17/18 Contracted orthodontic activity (UOA)	0
Carry forward orthodontic activity (UOA)	0
Baseline contract value	£123,622.93

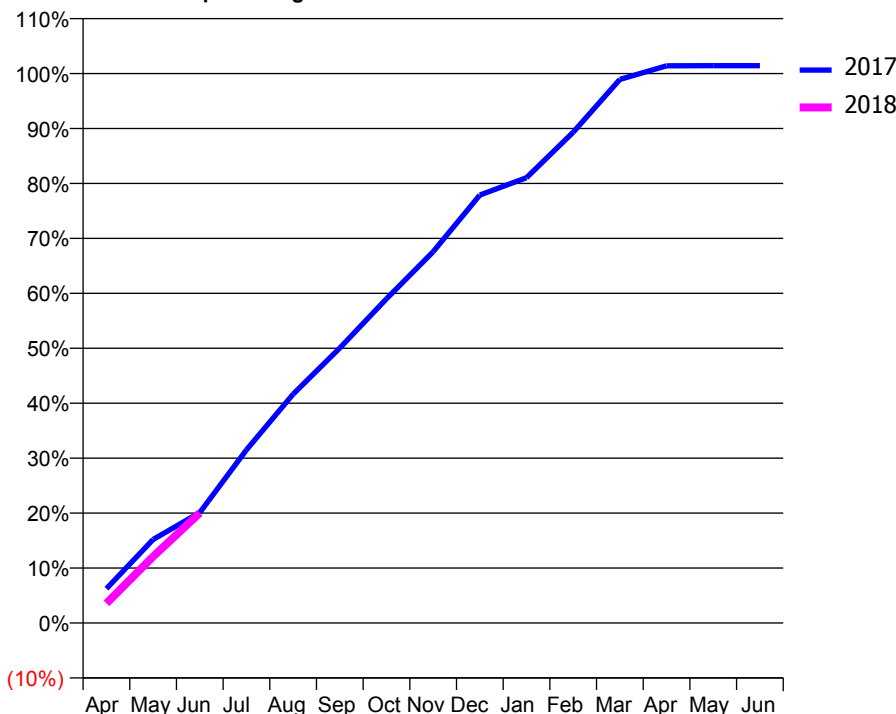
### ACCESS\*

Patients seen in 24 months	Total	Change since previous quarter
Quarter ending June 2016	2,492	
Quarter ending September 2016	2,486	→
Quarter ending December 2016	2,476	→
Quarter ending March 2017	2,456	→
Quarter ending June 2017	2,449	→
<b>Variance since June 2016</b>	<b>(1.7%)</b>	<b>↓</b>



### ACTIVITY

Cumulative percentage of contracted UDA delivered 2017 & 2018



Month	Adjusted Scheduled Activity (UDA)	
	2017	2018
April	330	182
May	803	615
June	1,062	1,018
July	1,665	
August	2,202	
September	2,646	
October	3,118	
November	3,571	
December	4,116	
January	4,283	
February	4,720	
March	5,228	
April	5,358	
May	5,360	
June	5,360	

### QUALITY

	Quantity	Base Number	Contract	AT	Region	England
% of FP17s for the same patient ID Re-attending within 3 months - Children	6	179	3.4%	11.3%	11.6%	12.0%
% of FP17s for the same patient ID Re-attending within 3 months - Adults	63	528	11.9%	15.1%	15.9%	16.0%
% of FP17s for the same patient ID Re-attending between 3 & 9 months - Children	105	179	58.7%	57.4%	60.4%	58.0%
% of FP17s for the same patient ID Re-attending between 3 & 9 months - Adults	249	528	47.2%	48.4%	52.3%	50.9%
% of FP17s for Band 1 Urgent Courses	102	618	16.5%	9.6%	9.5%	9.1%
% of FP17s Relating to Free Repair or Replacements	0	618	0.0%	0.7%	0.7%	0.8%
% of FP17s Relating to Continuations	0	618	0.0%	0.8%	1.0%	1.1%
% of Patients satisfied with the dentistry they have received	5	5	N/A	92.9%	91.9%	91.7%
% of Patients satisfied with the time they had to wait for an appointment	5	5	N/A	90.0%	88.0%	88.0%

\* This is based on patients treated on this contract for their most recent course of treatment. Figures in italics indicate the base number of FP17s or Patient Questionnaire responses are less than 100. N/A is shown where the base number of responses is less than 10 during the period. % is calculated as Quantity/Base number\*100



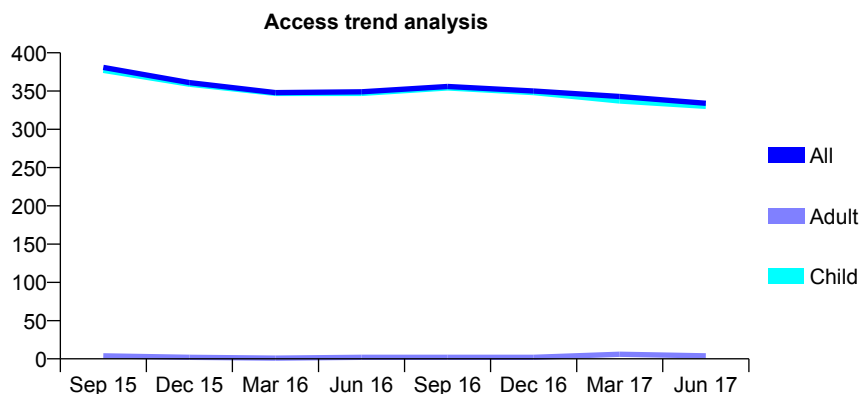
## Q69 - Vital Signs At a Glance Contract Report for 649988/0001 - June 2017

Name or company name	MISS SE MACGILLIVRAY
Contract type name	GDS Contract
Purpose of contract	General
Contract start date	01/04/2006
Contract end date	

17/18 Contracted general activity (UDA)	550
Carry forward general activity (UDA)	0
17/18 Contracted orthodontic activity (UOA)	0
Carry forward orthodontic activity (UOA)	0
Baseline contract value	£12,951.20

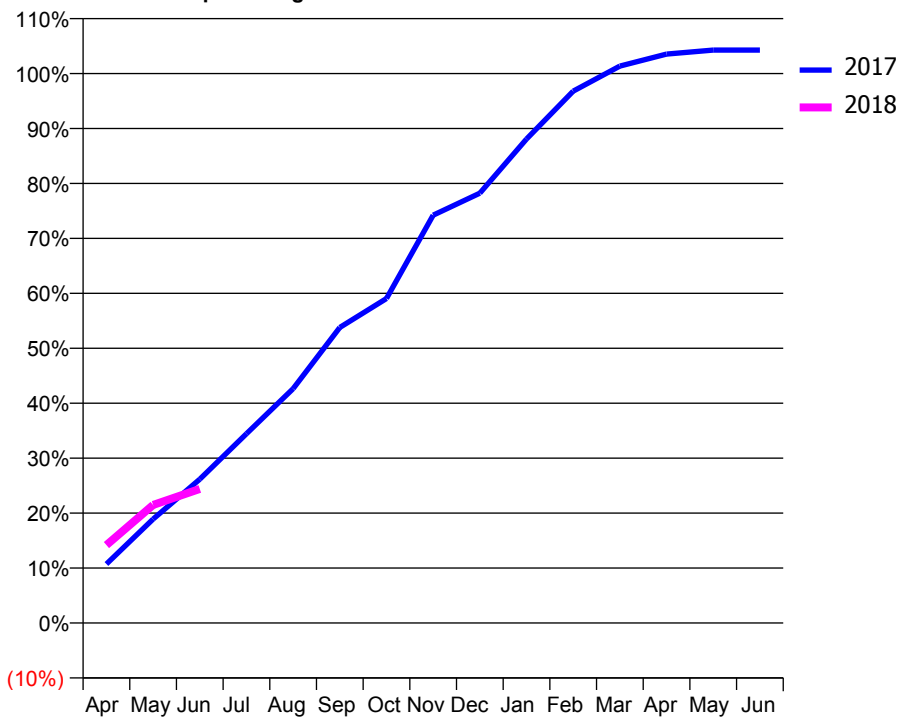
### ACCESS\*

Patients seen in 24 months	Total	Change since previous quarter
Quarter ending June 2016	349	
Quarter ending September 2016	356	↑
Quarter ending December 2016	350	↓
Quarter ending March 2017	343	↓
Quarter ending June 2017	334	↓
<b>Variance since June 2016</b>	<b>(4.3%)</b>	<b>↓</b>



### ACTIVITY

Cumulative percentage of contracted UDA delivered 2017 & 2018



### QUALITY

	Quantity	Base Number	Contract	AT	Region	England
% of FP17s for the same patient ID Re-attending within 3 months - Children	9	123	7.3%	11.3%	11.6%	12.0%
% of FP17s for the same patient ID Re-attending within 3 months - Adults	0	0	N/A	15.1%	15.9%	16.0%
% of FP17s for the same patient ID Re-attending between 3 & 9 months - Children	82	123	66.7%	57.4%	60.4%	58.0%
% of FP17s for the same patient ID Re-attending between 3 & 9 months - Adults	0	0	N/A	48.4%	52.3%	50.9%
% of FP17s for Band 1 Urgent Courses	1	110	0.9%	9.6%	9.5%	9.1%
% of FP17s Relating to Free Repair or Replacements	0	110	0.0%	0.7%	0.7%	0.8%
% of FP17s Relating to Continuations	0	110	0.0%	0.8%	1.0%	1.1%
% of Patients satisfied with the dentistry they have received	3	3	N/A	92.9%	91.9%	91.7%
% of Patients satisfied with the time they had to wait for an appointment	2	3	N/A	90.0%	88.0%	88.0%

\* This is based on patients treated on this contract for their most recent course of treatment. Figures in italics indicate the base number of FP17s or Patient Questionnaire responses are less than 100. N/A is shown where the base number of responses is less than 10 during the period. % is calculated as Quantity/Base number\*100

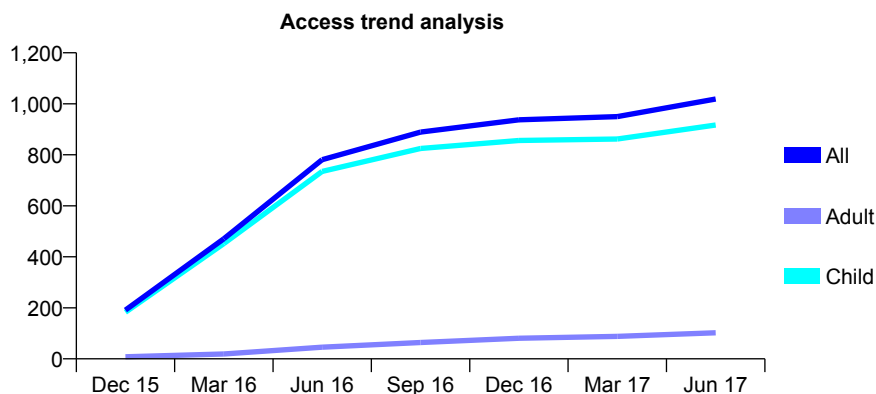
## Q69 - Vital Signs At a Glance Contract Report for 660361/0002 - June 2017

Name or company name	MRS SK RAJANI
Contract type name	GDS Contract
Purpose of contract	General
Contract start date	01/09/2015
Contract end date	

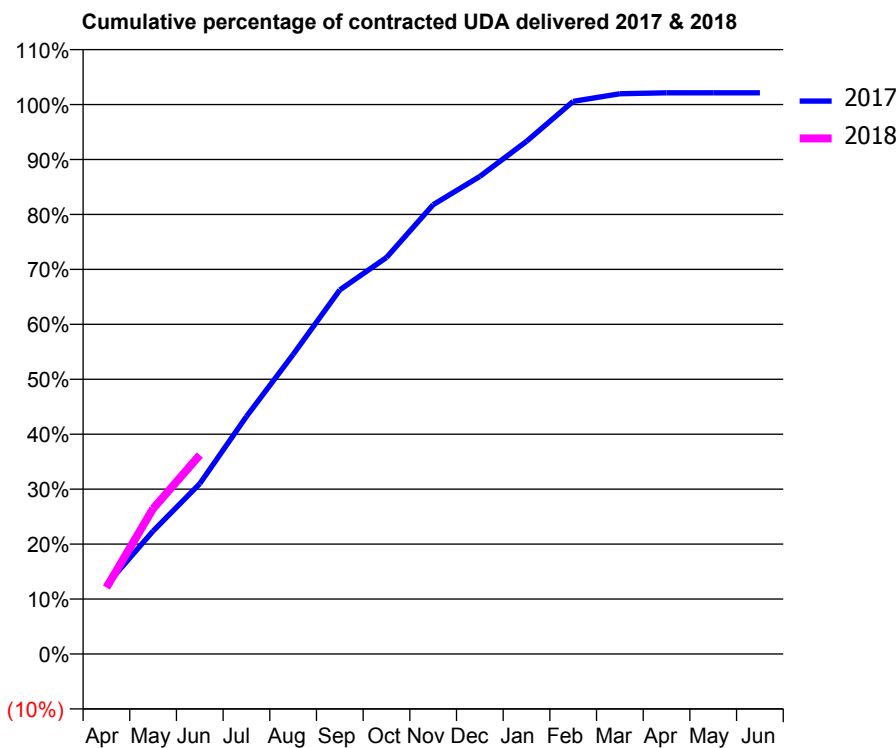
17/18 Contracted general activity (UDA)	1,803
Carry forward general activity (UDA)	0
17/18 Contracted orthodontic activity (UOA)	0
Carry forward orthodontic activity (UOA)	0
Baseline contract value	£36,055.09

### ACCESS\*

Patients seen in 24 months	Total	Change since previous quarter
Quarter ending June 2016	781	
Quarter ending September 2016	889	↑
Quarter ending December 2016	937	↑
Quarter ending March 2017	950	→
Quarter ending June 2017	1,019	↑
<b>Variance since June 2016</b>	<b>30.5%</b>	<b>↑</b>



### ACTIVITY



Month	Adjusted Scheduled Activity (UDA)	
	2017	2018
April	227	218
May	404	477
June	559	653
July	780	
August	983	
September	1,195	
October	1,301	
November	1,474	
December	1,567	
January	1,682	
February	1,813	
March	1,838	
April	1,841	
May	1,841	
June	1,841	

### QUALITY

	Quantity	Base Number	Contract	AT	Region	England
% of FP17s for the same patient ID Re-attending within 3 months - Children	12	451	2.7%	11.3%	11.6%	12.0%
% of FP17s for the same patient ID Re-attending within 3 months - Adults	0	20	0.0%	15.1%	15.9%	16.0%
% of FP17s for the same patient ID Re-attending between 3 & 9 months - Children	212	451	47.0%	57.4%	60.4%	58.0%
% of FP17s for the same patient ID Re-attending between 3 & 9 months - Adults	9	20	45.0%	48.4%	52.3%	50.9%
% of FP17s for Band 1 Urgent Courses	1	470	0.2%	9.6%	9.5%	9.1%
% of FP17s Relating to Free Repair or Replacements	0	470	0.0%	0.7%	0.7%	0.8%
% of FP17s Relating to Continuations	2	470	0.4%	0.8%	1.0%	1.1%
% of Patients satisfied with the dentistry they have received	0	1	N/A	92.9%	91.9%	91.7%
% of Patients satisfied with the time they had to wait for an appointment	0	1	N/A	90.0%	88.0%	88.0%

\* This is based on patients treated on this contract for their most recent course of treatment. Figures in italics indicate the base number of FP17s or Patient Questionnaire responses are less than 100. N/A is shown where the base number of responses is less than 10 during the period. % is calculated as Quantity/Base number\*100

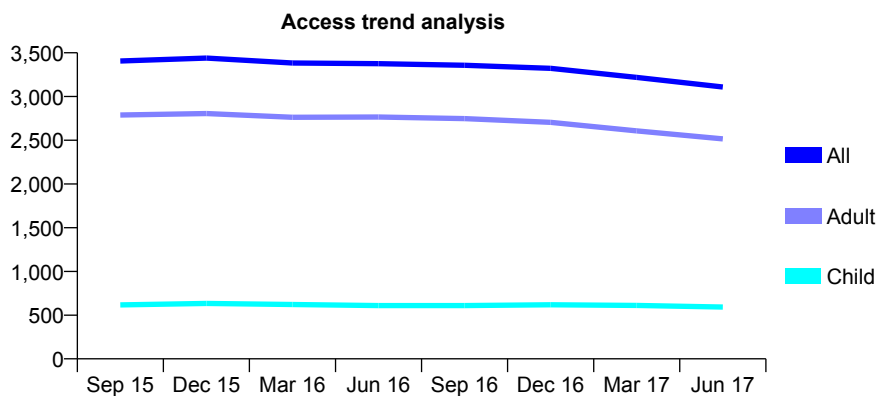
## Q69 - Vital Signs At a Glance Contract Report for 673927/0001 - June 2017

Name or company name	MR DG DUGGAN
Contract type name	GDS Contract
Purpose of contract	General
Contract start date	01/04/2006
Contract end date	

17/18 Contracted general activity (UDA)	11,284
Carry forward general activity (UDA)	0
17/18 Contracted orthodontic activity (UOA)	0
Carry forward orthodontic activity (UOA)	0
Baseline contract value	£266,802.71

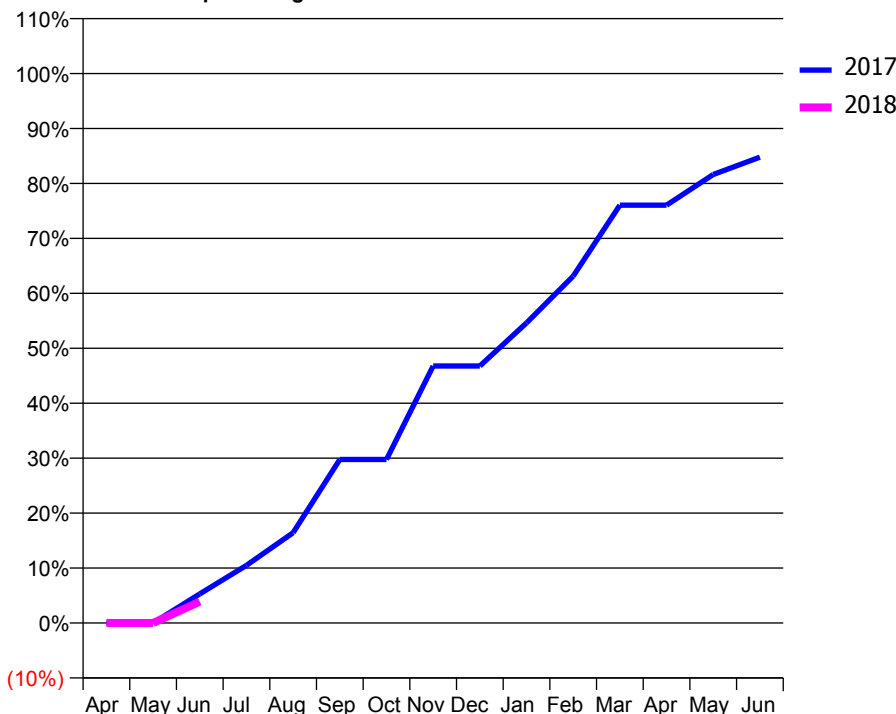
### ACCESS\*

Patients seen in 24 months	Total	Change since previous quarter
Quarter ending June 2016	3,376	
Quarter ending September 2016	3,358	→
Quarter ending December 2016	3,323	↓
Quarter ending March 2017	3,218	↓
Quarter ending June 2017	3,109	↓
<b>Variance since June 2016</b>	<b>(7.9%)</b>	<b>↓</b>



### ACTIVITY

Cumulative percentage of contracted UDA delivered 2017 & 2018



Adjusted Scheduled Activity (UDA)

Month	2017	2018
April	0	0
May	0	0
June	598	438
July	1,183	
August	1,855	
September	3,357	
October	3,357	
November	5,278	
December	5,278	
January	6,162	
February	7,124	
March	8,581	
April	8,581	
May	9,209	
June	9,567	

### QUALITY

	Quantity	Base Number	Contract	AT	Region	England
% of FP17s for the same patient ID Re-attending within 3 months - Children	10	185	5.4%	11.3%	11.6%	12.0%
% of FP17s for the same patient ID Re-attending within 3 months - Adults	69	594	11.6%	15.1%	15.9%	16.0%
% of FP17s for the same patient ID Re-attending between 3 & 9 months - Children	137	185	74.1%	57.4%	60.4%	58.0%
% of FP17s for the same patient ID Re-attending between 3 & 9 months - Adults	425	594	71.5%	48.4%	52.3%	50.9%
% of FP17s for Band 1 Urgent Courses	6	245	2.4%	9.6%	9.5%	9.1%
% of FP17s Relating to Free Repair or Replacements	1	245	0.4%	0.7%	0.7%	0.8%
% of FP17s Relating to Continuations	4	245	1.6%	0.8%	1.0%	1.1%
% of Patients satisfied with the dentistry they have received	0	1	N/A	92.9%	91.9%	91.7%
% of Patients satisfied with the time they had to wait for an appointment	0	1	N/A	90.0%	88.0%	88.0%

\* This is based on patients treated on this contract for their most recent course of treatment. Figures in italics indicate the base number of FP17s or Patient Questionnaire responses are less than 100. N/A is shown where the base number of responses is less than 10 during the period. % is calculated as Quantity/Base number\*100

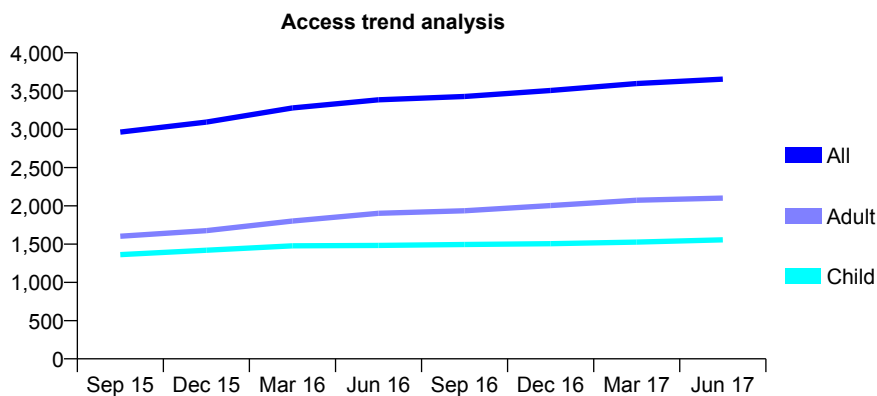
## Q69 - Vital Signs At a Glance Contract Report for 678279/0001 - June 2017

Name or company name	MR C WONG
Contract type name	GDS Contract
Purpose of contract	General
Contract start date	01/04/2006
Contract end date	

17/18 Contracted general activity (UDA)	9,000
Carry forward general activity (UDA)	0
17/18 Contracted orthodontic activity (UOA)	0
Carry forward orthodontic activity (UOA)	0
Baseline contract value	£231,419.02

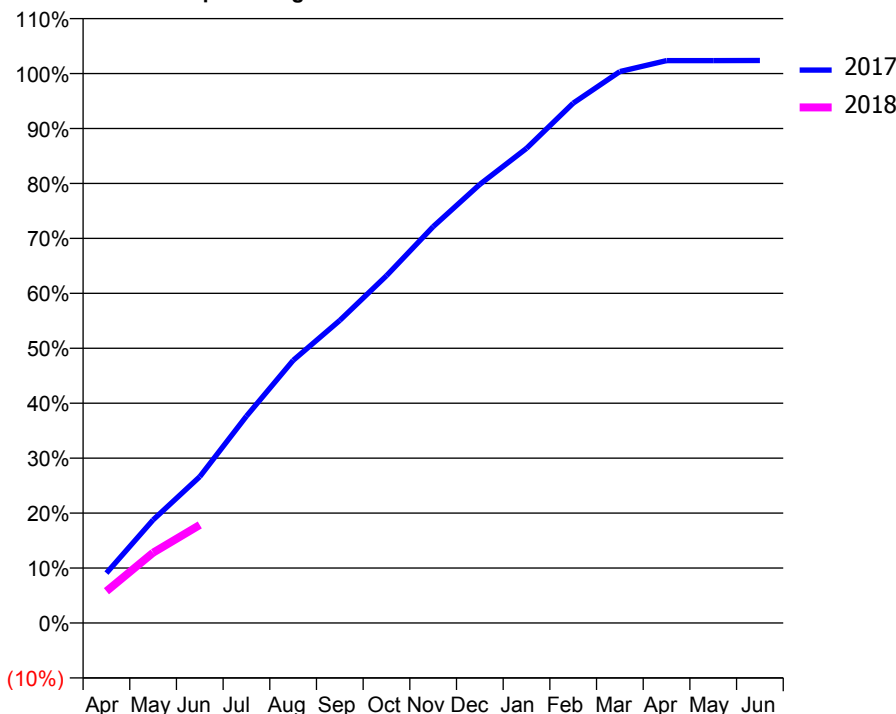
### ACCESS\*

Patients seen in 24 months	Total	Change since previous quarter
Quarter ending June 2016	3,385	
Quarter ending September 2016	3,430	→
Quarter ending December 2016	3,508	↑
Quarter ending March 2017	3,599	↑
Quarter ending June 2017	3,656	→
<b>Variance since June 2016</b>	<b>8.0%</b>	<b>↑</b>



### ACTIVITY

Cumulative percentage of contracted UDA delivered 2017 & 2018



Adjusted Scheduled Activity (UDA)

Month	2017	2018
April	818	521
May	1,690	1,153
June	2,397	1,607
July	3,389	
August	4,301	
September	4,956	
October	5,687	
November	6,493	
December	7,183	
January	7,773	
February	8,515	
March	9,033	
April	9,211	
May	9,210	
June	9,212	

### QUALITY

	Quantity	Base Number	Contract	AT	Region	England
% of FP17s for the same patient ID Re-attending within 3 months - Children	30	555	5.4%	11.3%	11.6%	12.0%
% of FP17s for the same patient ID Re-attending within 3 months - Adults	67	617	10.9%	15.1%	15.9%	16.0%
% of FP17s for the same patient ID Re-attending between 3 & 9 months - Children	322	555	58.0%	57.4%	60.4%	58.0%
% of FP17s for the same patient ID Re-attending between 3 & 9 months - Adults	296	617	48.0%	48.4%	52.3%	50.9%
% of FP17s for Band 1 Urgent Courses	50	838	6.0%	9.6%	9.5%	9.1%
% of FP17s Relating to Free Repair or Replacements	1	838	0.1%	0.7%	0.7%	0.8%
% of FP17s Relating to Continuations	7	838	0.8%	0.8%	1.0%	1.1%
% of Patients satisfied with the dentistry they have received	6	6	N/A	92.9%	91.9%	91.7%
% of Patients satisfied with the time they had to wait for an appointment	4	6	N/A	90.0%	88.0%	88.0%

\* This is based on patients treated on this contract for their most recent course of treatment. Figures in italics indicate the base number of FP17s or Patient Questionnaire responses are less than 100. N/A is shown where the base number of responses is less than 10 during the period. % is calculated as Quantity/Base number\*100

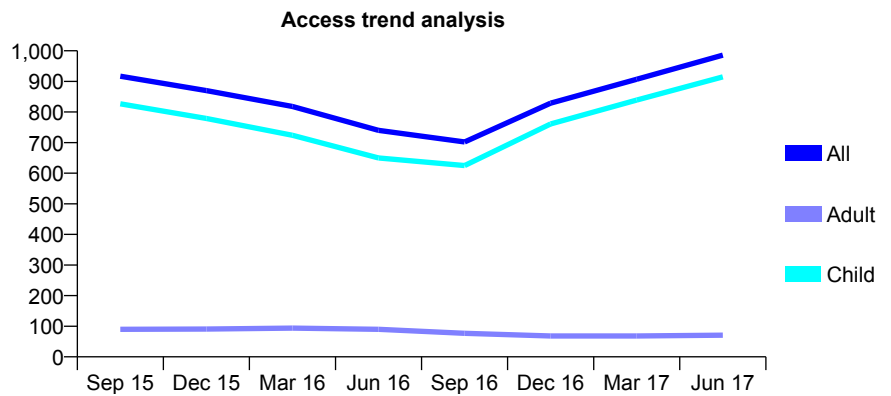
## Q69 - Vital Signs At a Glance Contract Report for 678600/0001 - June 2017

Name or company name	MISS CE MCCLELLAND
Contract type name	GDS Contract
Purpose of contract	General
Contract start date	01/04/2006
Contract end date	

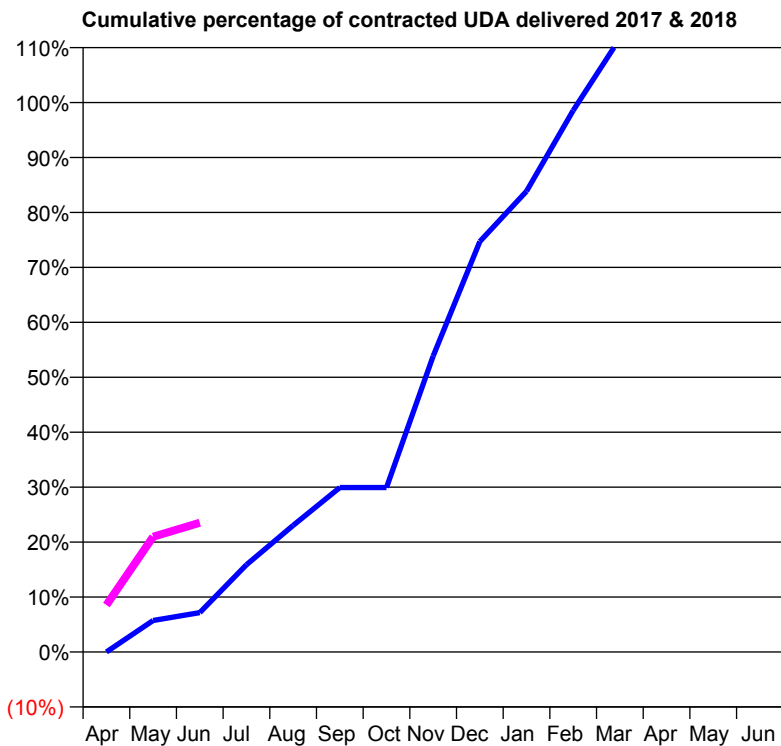
17/18 Contracted general activity (UDA)	1,700
Carry forward general activity (UDA)	0
17/18 Contracted orthodontic activity (UOA)	0
Carry forward orthodontic activity (UOA)	0
Baseline contract value	£40,195.37

### ACCESS\*

Patients seen in 24 months	Total	Change since previous quarter
Quarter ending June 2016	740	
Quarter ending September 2016	702	↓
Quarter ending December 2016	829	↑
Quarter ending March 2017	907	↑
Quarter ending June 2017	986	↑
<b>Variance since June 2016</b>	<b>33.2%</b>	<b>↑</b>



### ACTIVITY



Month	Adjusted Scheduled Activity (UDA)	
	2017	2018
April	0	145
May	98	357
June	122	400
July	270	
August	392	
September	509	
October	509	
November	916	
December	1,270	
January	1,426	
February	1,675	
March	1,898	
April	2,004	
May	2,004	
June	2,004	

### QUALITY

	Quantity	Base Number	Contract	AT	Region	England
% of FP17s for the same patient ID Re-attending within 3 months - Children	39	355	11.0%	11.3%	11.6%	12.0%
% of FP17s for the same patient ID Re-attending within 3 months - Adults	0	7	0.0%	15.1%	15.9%	16.0%
% of FP17s for the same patient ID Re-attending between 3 & 9 months - Children	195	355	54.9%	57.4%	60.4%	58.0%
% of FP17s for the same patient ID Re-attending between 3 & 9 months - Adults	3	7	42.9%	48.4%	52.3%	50.9%
% of FP17s for Band 1 Urgent Courses	9	296	3.0%	9.6%	9.5%	9.1%
% of FP17s Relating to Free Repair or Replacements	0	296	0.0%	0.7%	0.7%	0.8%
% of FP17s Relating to Continuations	0	296	0.0%	0.8%	1.0%	1.1%
% of Patients satisfied with the dentistry they have received	4	4	N/A	92.9%	91.9%	91.7%
% of Patients satisfied with the time they had to wait for an appointment	4	4	N/A	90.0%	88.0%	88.0%

\* This is based on patients treated on this contract for their most recent course of treatment. Figures in italics indicate the base number of FP17s or Patient Questionnaire responses are less than 100. N/A is shown where the base number of responses is less than 10 during the period. % is calculated as Quantity/Base number\*100

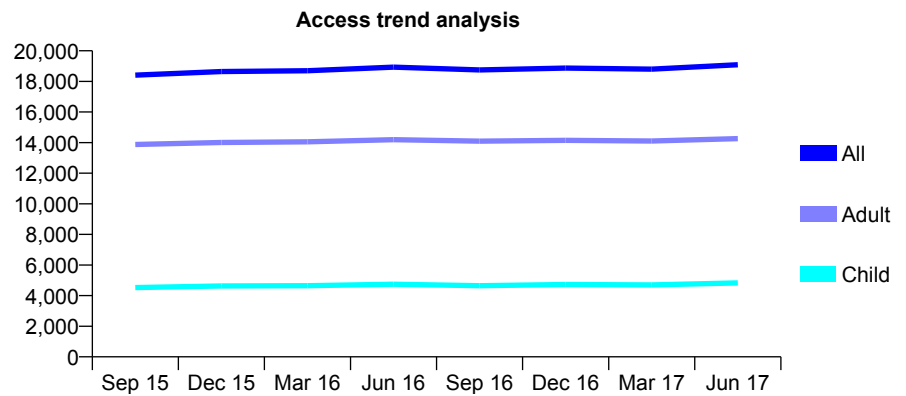
## Q69 - Vital Signs At a Glance Contract Report for 678732/0001 - June 2017

Name or company name	MR V MISTRY
Contract type name	GDS Contract
Purpose of contract	General
Contract start date	01/04/2006
Contract end date	

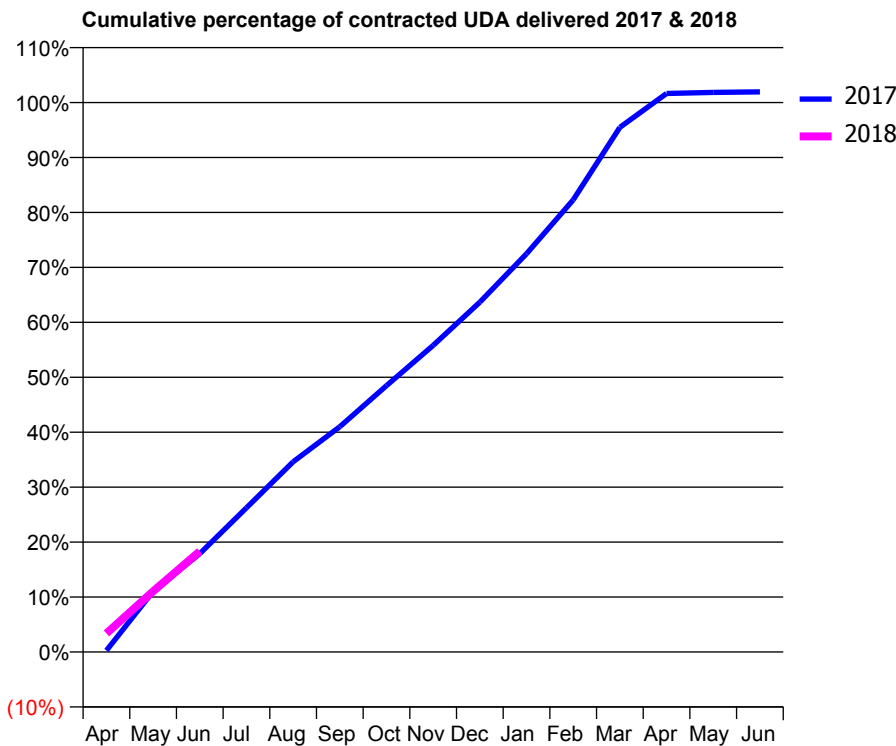
17/18 Contracted general activity (UDA)	40,260
Carry forward general activity (UDA)	0
17/18 Contracted orthodontic activity (UOA)	0
Carry forward orthodontic activity (UOA)	0
Baseline contract value	£1,137,344.38

### ACCESS\*

Patients seen in 24 months	Total	Change since previous quarter
Quarter ending June 2016	18,932	
Quarter ending September 2016	18,752	→
Quarter ending December 2016	18,872	→
Quarter ending March 2017	18,806	→
Quarter ending June 2017	19,090	→
<b>Variance since June 2016</b>	<b>0.8%</b>	<b>→</b>



### ACTIVITY



Month	Adjusted Scheduled Activity (UDA)	
	2017	2018
April	112	1,362
May	4,622	4,449
June	7,493	7,376
July	10,993	
August	14,499	
September	17,167	
October	20,299	
November	23,363	
December	26,652	
January	30,340	
February	34,446	
March	39,977	
April	42,558	
May	42,642	
June	42,675	

### QUALITY

	Quantity	Base Number	Contract	AT	Region	England
% of FP17s for the same patient ID Re-attending within 3 months - Children	99	1,422	7.0%	11.3%	11.6%	12.0%
% of FP17s for the same patient ID Re-attending within 3 months - Adults	722	3,842	18.8%	15.1%	15.9%	16.0%
% of FP17s for the same patient ID Re-attending between 3 & 9 months - Children	624	1,422	43.9%	57.4%	60.4%	58.0%
% of FP17s for the same patient ID Re-attending between 3 & 9 months - Adults	1,265	3,842	32.9%	48.4%	52.3%	50.9%
% of FP17s for Band 1 Urgent Courses	747	3,548	21.1%	9.6%	9.5%	9.1%
% of FP17s Relating to Free Repair or Replacements	65	3,548	1.8%	0.7%	0.7%	0.8%
% of FP17s Relating to Continuations	39	3,548	1.1%	0.8%	1.0%	1.1%
% of Patients satisfied with the dentistry they have received	27	28	96.4%	92.9%	91.9%	91.7%
% of Patients satisfied with the time they had to wait for an appointment	21	28	75.0%	90.0%	88.0%	88.0%

\* This is based on patients treated on this contract for their most recent course of treatment. Figures in italics indicate the base number of FP17s or Patient Questionnaire responses are less than 100. N/A is shown where the base number of responses is less than 10 during the period. % is calculated as Quantity/Base number\*100

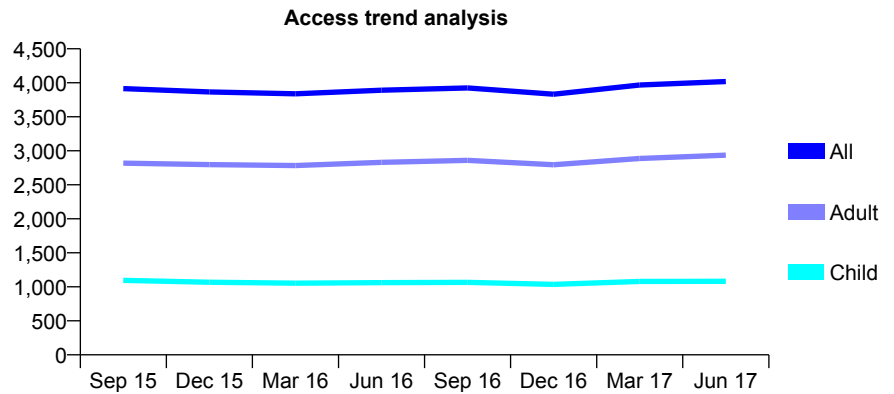
## Q69 - Vital Signs At a Glance Contract Report for 683396/0001 - June 2017

Name or company name	Bourbon Street Dental Care
Contract type name	GDS Contract
Purpose of contract	General
Contract start date	01/04/2006
Contract end date	

17/18 Contracted general activity (UDA)	11,630
Carry forward general activity (UDA)	0
17/18 Contracted orthodontic activity (UOA)	0
Carry forward orthodontic activity (UOA)	0
Baseline contract value	£355,666.59

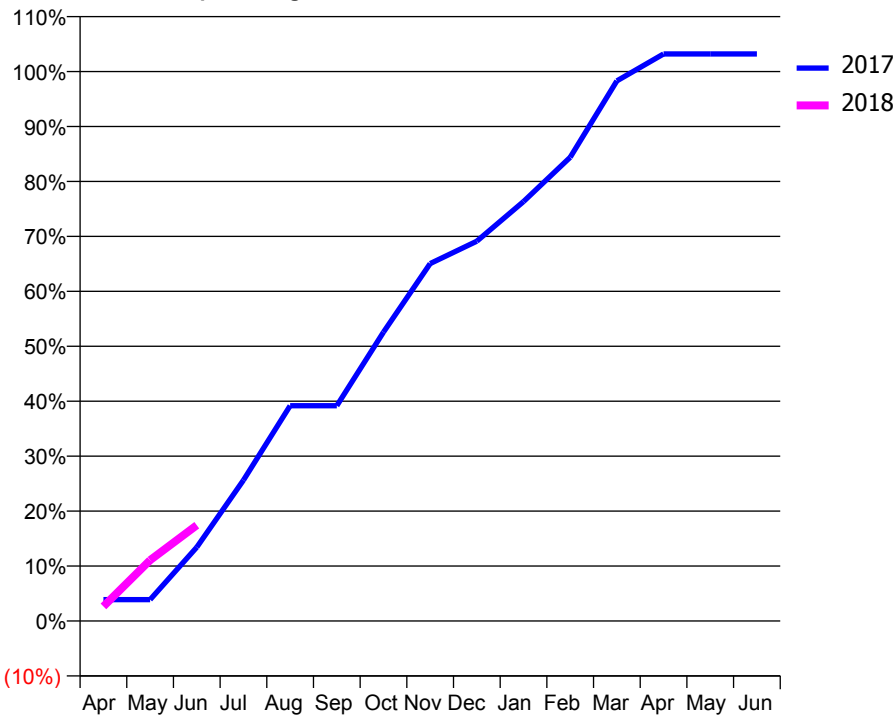
### ACCESS\*

Patients seen in 24 months	Total	Change since previous quarter
Quarter ending June 2016	3,891	
Quarter ending September 2016	3,925	→
Quarter ending December 2016	3,832	↓
Quarter ending March 2017	3,967	↑
Quarter ending June 2017	4,018	→
<b>Variance since June 2016</b>	<b>3.3%</b>	<b>↑</b>



### ACTIVITY

Cumulative percentage of contracted UDA delivered 2017 & 2018



Month	Adjusted Scheduled Activity (UDA)	
	2017	2018
April	453	310
May	453	1,287
June	1,562	2,028
July	2,982	
August	4,557	
September	4,557	
October	6,115	
November	7,564	
December	8,039	
January	8,879	
February	9,816	
March	11,433	
April	12,003	
May	12,003	
June	12,003	

### QUALITY

	Quantity	Base Number	Contract	AT	Region	England
% of FP17s for the same patient ID Re-attending within 3 months - Children	37	287	12.9%	11.3%	11.6%	12.0%
% of FP17s for the same patient ID Re-attending within 3 months - Adults	77	675	11.4%	15.1%	15.9%	16.0%
% of FP17s for the same patient ID Re-attending between 3 & 9 months - Children	129	287	44.9%	57.4%	60.4%	58.0%
% of FP17s for the same patient ID Re-attending between 3 & 9 months - Adults	193	675	28.6%	48.4%	52.3%	50.9%
% of FP17s for Band 1 Urgent Courses	27	763	3.5%	9.6%	9.5%	9.1%
% of FP17s Relating to Free Repair or Replacements	3	763	0.4%	0.7%	0.7%	0.8%
% of FP17s Relating to Continuations	26	763	3.4%	0.8%	1.0%	1.1%
% of Patients satisfied with the dentistry they have received	11	11	100.0%	92.9%	91.9%	91.7%
% of Patients satisfied with the time they had to wait for an appointment	11	11	100.0%	90.0%	88.0%	88.0%

\* This is based on patients treated on this contract for their most recent course of treatment. Figures in italics indicate the base number of FP17s or Patient Questionnaire responses are less than 100. N/A is shown where the base number of responses is less than 10 during the period. % is calculated as Quantity/Base number\*100

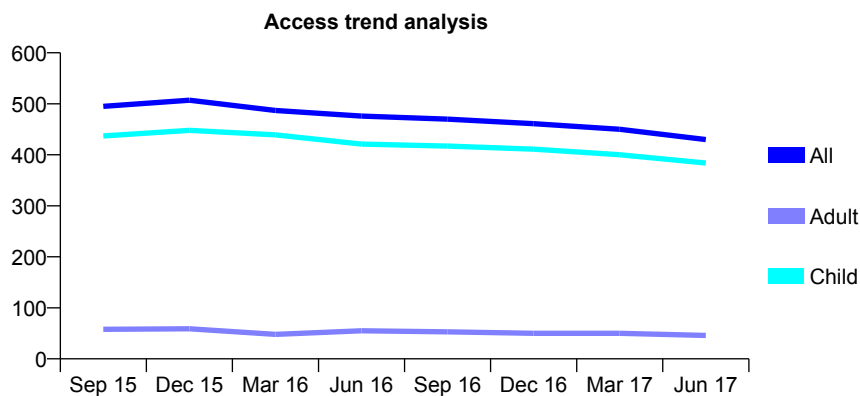
## Q69 - Vital Signs At a Glance Contract Report for 683760/0001 - June 2017

Name or company name	MR CJ MORRIS
Contract type name	GDS Contract
Purpose of contract	General
Contract start date	01/12/2013
Contract end date	

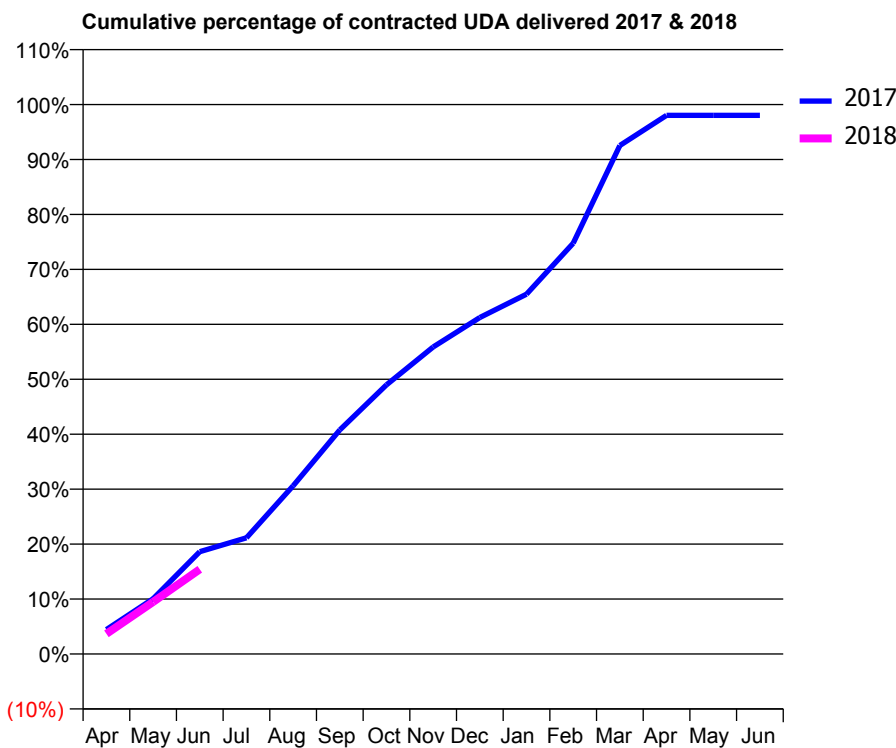
17/18 Contracted general activity (UDA)	1,443
Carry forward general activity (UDA)	0
17/18 Contracted orthodontic activity (UOA)	0
Carry forward orthodontic activity (UOA)	0
Baseline contract value	£29,137.29

### ACCESS\*

Patients seen in 24 months	Total	Change since previous quarter
Quarter ending June 2016	476	
Quarter ending September 2016	470	↓
Quarter ending December 2016	461	↓
Quarter ending March 2017	450	↓
Quarter ending June 2017	430	↓
<b>Variance since June 2016</b>	<b>(9.7%)</b>	<b>↓</b>



### ACTIVITY



Adjusted Scheduled Activity (UDA)		
Month	2017	2018
April	64	53
May	145	137
June	269	222
July	305	
August	442	
September	588	
October	707	
November	806	
December	884	
January	945	
February	1,079	
March	1,335	
April	1,415	
May	1,415	
June	1,415	

### QUALITY

	Quantity	Base Number	Contract	AT	Region	England
% of FP17s for the same patient ID Re-attending within 3 months - Children	17	141	12.1%	11.3%	11.6%	12.0%
% of FP17s for the same patient ID Re-attending within 3 months - Adults	0	3	0.0%	15.1%	15.9%	16.0%
% of FP17s for the same patient ID Re-attending between 3 & 9 months - Children	80	141	56.7%	57.4%	60.4%	58.0%
% of FP17s for the same patient ID Re-attending between 3 & 9 months - Adults	2	3	66.7%	48.4%	52.3%	50.9%
% of FP17s for Band 1 Urgent Courses	12	108	11.1%	9.6%	9.5%	9.1%
% of FP17s Relating to Free Repair or Replacements	0	108	0.0%	0.7%	0.7%	0.8%
% of FP17s Relating to Continuations	0	108	0.0%	0.8%	1.0%	1.1%
% of Patients satisfied with the dentistry they have received	0	0	N/A	92.9%	91.9%	91.7%
% of Patients satisfied with the time they had to wait for an appointment	0	0	N/A	90.0%	88.0%	88.0%

\* This is based on patients treated on this contract for their most recent course of treatment. Figures in italics indicate the base number of FP17s or Patient Questionnaire responses are less than 100. N/A is shown where the base number of responses is less than 10 during the period. % is calculated as Quantity/Base number\*100



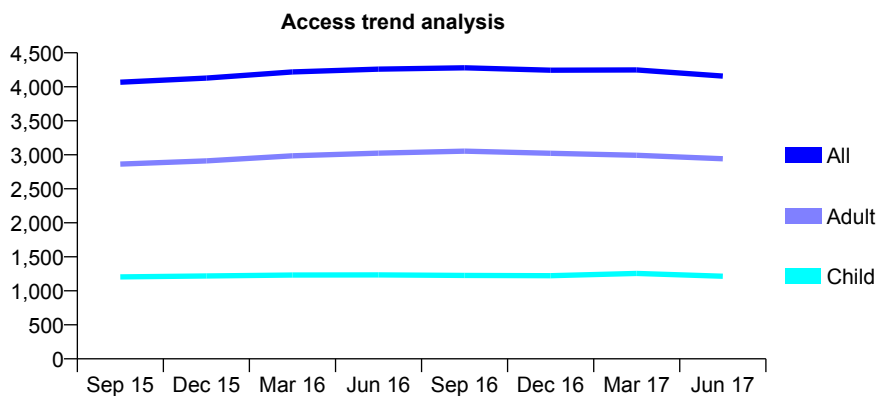
## Q69 - Vital Signs At a Glance Contract Report for 684163/0001 - June 2017

Name or company name	MR PW NILAND
Contract type name	GDS Contract
Purpose of contract	General
Contract start date	01/11/2007
Contract end date	

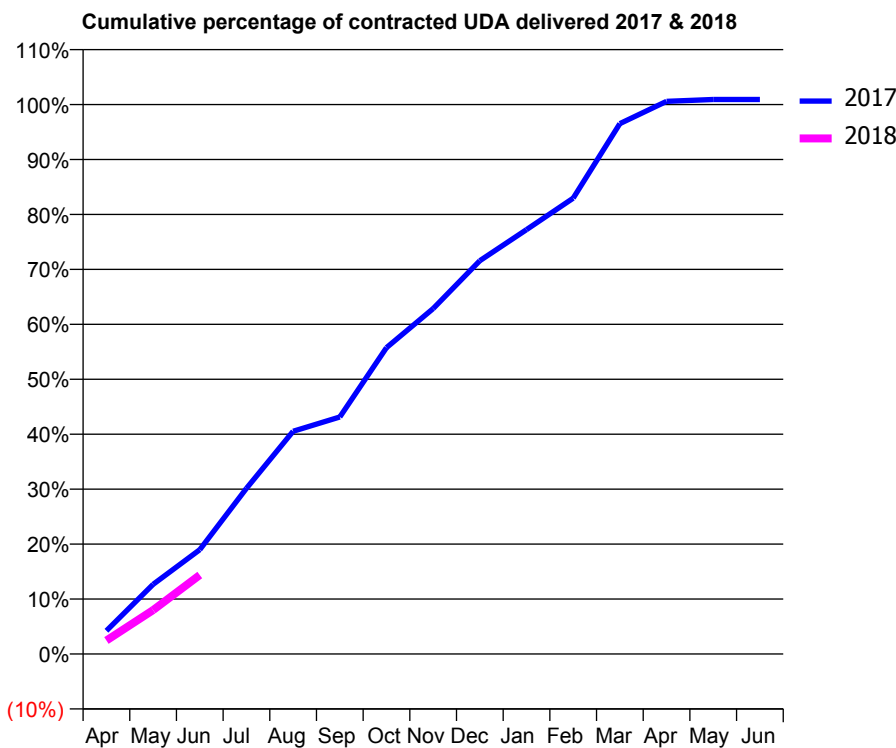
17/18 Contracted general activity (UDA)	10,400
Carry forward general activity (UDA)	0
17/18 Contracted orthodontic activity (UOA)	0
Carry forward orthodontic activity (UOA)	0
Baseline contract value	£301,343.23

### ACCESS\*

Patients seen in 24 months	Total	Change since previous quarter
Quarter ending June 2016	4,260	
Quarter ending September 2016	4,280	→
Quarter ending December 2016	4,244	→
Quarter ending March 2017	4,249	→
Quarter ending June 2017	4,158	↓
<b>Variance since June 2016</b>	<b>(2.4%)</b>	<b>↓</b>



### ACTIVITY



Month	Adjusted Scheduled Activity (UDA)	
	2017	2018
April	440	257
May	1,318	831
June	1,975	1,495
July	3,137	
August	4,215	
September	4,486	
October	5,798	
November	6,537	
December	7,443	
January	8,032	
February	8,627	
March	10,038	
April	10,460	
May	10,496	
June	10,496	

### QUALITY

	Quantity	Base Number	Contract	AT	Region	England
% of FP17s for the same patient ID Re-attending within 3 months - Children	25	338	7.4%	11.3%	11.6%	12.0%
% of FP17s for the same patient ID Re-attending within 3 months - Adults	76	610	12.5%	15.1%	15.9%	16.0%
% of FP17s for the same patient ID Re-attending between 3 & 9 months - Children	164	338	48.5%	57.4%	60.4%	58.0%
% of FP17s for the same patient ID Re-attending between 3 & 9 months - Adults	239	610	39.2%	48.4%	52.3%	50.9%
% of FP17s for Band 1 Urgent Courses	22	748	2.9%	9.6%	9.5%	9.1%
% of FP17s Relating to Free Repair or Replacements	4	748	0.5%	0.7%	0.7%	0.8%
% of FP17s Relating to Continuations	29	748	3.9%	0.8%	1.0%	1.1%
% of Patients satisfied with the dentistry they have received	4	4	N/A	92.9%	91.9%	91.7%
% of Patients satisfied with the time they had to wait for an appointment	4	4	N/A	90.0%	88.0%	88.0%

\* This is based on patients treated on this contract for their most recent course of treatment. Figures in italics indicate the base number of FP17s or Patient Questionnaire responses are less than 100. N/A is shown where the base number of responses is less than 10 during the period. % is calculated as Quantity/Base number\*100

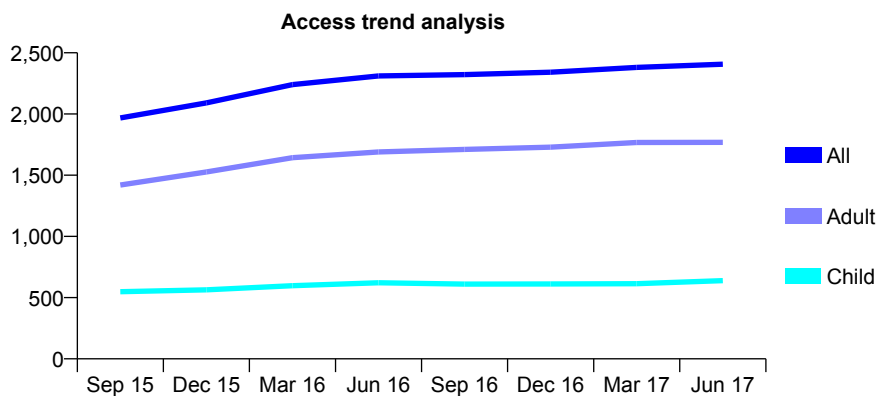
## Q69 - Vital Signs At a Glance Contract Report for 688118/0001 - June 2017

Name or company name	MR C SANTODOMINGO RUBIDO
Contract type name	GDS Contract
Purpose of contract	General
Contract start date	01/04/2014
Contract end date	

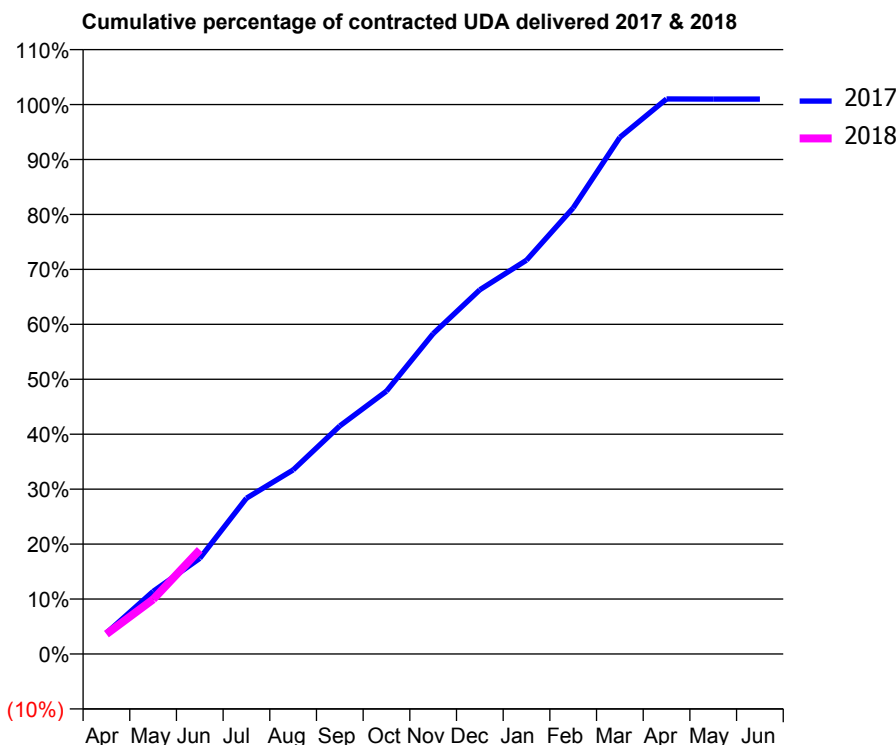
17/18 Contracted general activity (UDA)	7,974
Carry forward general activity (UDA)	0
17/18 Contracted orthodontic activity (UOA)	0
Carry forward orthodontic activity (UOA)	0
Baseline contract value	£196,659.61

### ACCESS\*

Patients seen in 24 months	Total	Change since previous quarter
Quarter ending June 2016	2,311	
Quarter ending September 2016	2,322	→
Quarter ending December 2016	2,341	→
Quarter ending March 2017	2,381	→
Quarter ending June 2017	2,407	→
<b>Variance since June 2016</b>	<b>4.2%</b>	<b>↑</b>



### ACTIVITY



Month	Adjusted Scheduled Activity (UDA)	
	2017	2018
April	305	290
May	909	792
June	1,388	1,513
July	2,260	
August	2,672	
September	3,310	
October	3,814	
November	4,648	
December	5,286	
January	5,714	
February	6,473	
March	7,498	
April	8,054	
May	8,053	
June	8,053	

### QUALITY

	Quantity	Base Number	Contract	AT	Region	England
% of FP17s for the same patient ID Re-attending within 3 months - Children	7	206	3.4%	11.3%	11.6%	12.0%
% of FP17s for the same patient ID Re-attending within 3 months - Adults	69	520	13.3%	15.1%	15.9%	16.0%
% of FP17s for the same patient ID Re-attending between 3 & 9 months - Children	102	206	49.5%	57.4%	60.4%	58.0%
% of FP17s for the same patient ID Re-attending between 3 & 9 months - Adults	201	520	38.7%	48.4%	52.3%	50.9%
% of FP17s for Band 1 Urgent Courses	36	557	6.5%	9.6%	9.5%	9.1%
% of FP17s Relating to Free Repair or Replacements	1	557	0.2%	0.7%	0.7%	0.8%
% of FP17s Relating to Continuations	0	557	0.0%	0.8%	1.0%	1.1%
% of Patients satisfied with the dentistry they have received	8	8	N/A	92.9%	91.9%	91.7%
% of Patients satisfied with the time they had to wait for an appointment	5	8	N/A	90.0%	88.0%	88.0%

\* This is based on patients treated on this contract for their most recent course of treatment. Figures in italics indicate the base number of FP17s or Patient Questionnaire responses are less than 100. N/A is shown where the base number of responses is less than 10 during the period. % is calculated as Quantity/Base number\*100

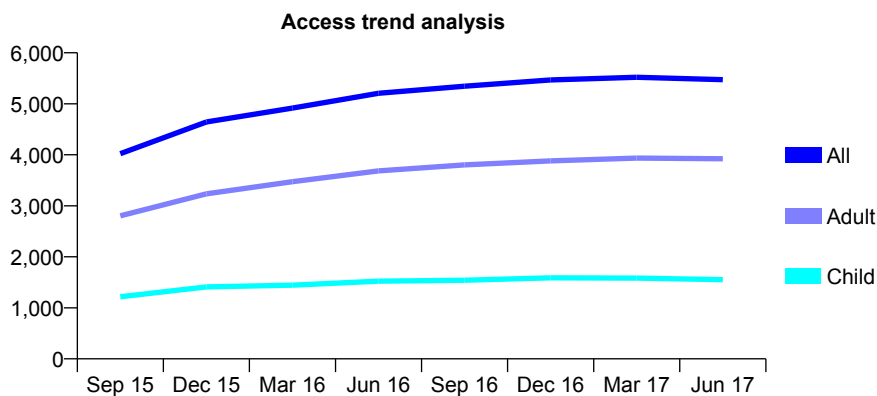
## Q69 - Vital Signs At a Glance Contract Report for 689955/0001 - June 2017

Name or company name	MR DS MALLI
Contract type name	GDS Contract
Purpose of contract	General
Contract start date	01/10/2014
Contract end date	

17/18 Contracted general activity (UDA)	12,508
Carry forward general activity (UDA)	0
17/18 Contracted orthodontic activity (UOA)	0
Carry forward orthodontic activity (UOA)	0
Baseline contract value	£339,543.74

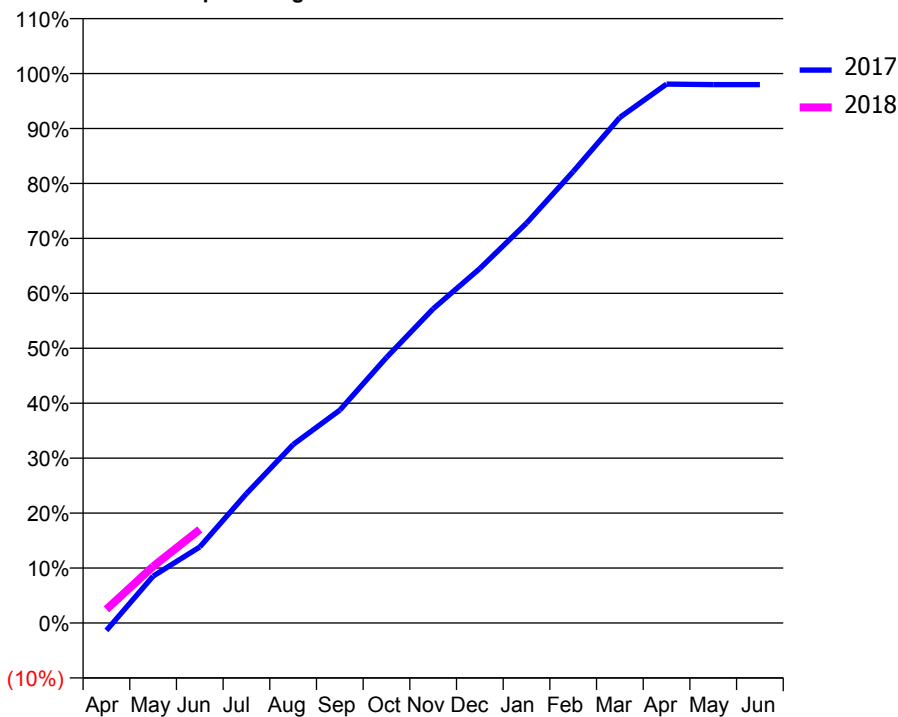
### ACCESS\*

Patients seen in 24 months	Total	Change since previous quarter
Quarter ending June 2016	5,207	
Quarter ending September 2016	5,344	↑
Quarter ending December 2016	5,467	↑
Quarter ending March 2017	5,519	→
Quarter ending June 2017	5,473	→
<b>Variance since June 2016</b>	<b>5.1%</b>	<b>↑</b>



### ACTIVITY

Cumulative percentage of contracted UDA delivered 2017 & 2018



Month	Adjusted Scheduled Activity (UDA)	
	2017	2018
April	-173	310
May	1,067	1,290
June	1,732	2,131
July	2,946	
August	4,062	
September	4,845	
October	6,045	
November	7,153	
December	8,071	
January	9,103	
February	10,275	
March	11,507	
April	12,267	
May	12,255	
June	12,254	

### QUALITY

	Quantity	Base Number	Contract	AT	Region	England
% of FP17s for the same patient ID Re-attending within 3 months - Children	20	378	5.3%	11.3%	11.6%	12.0%
% of FP17s for the same patient ID Re-attending within 3 months - Adults	107	1,018	10.5%	15.1%	15.9%	16.0%
% of FP17s for the same patient ID Re-attending between 3 & 9 months - Children	175	378	46.3%	57.4%	60.4%	58.0%
% of FP17s for the same patient ID Re-attending between 3 & 9 months - Adults	480	1,018	47.2%	48.4%	52.3%	50.9%
% of FP17s for Band 1 Urgent Courses	63	1,047	6.0%	9.6%	9.5%	9.1%
% of FP17s Relating to Free Repair or Replacements	4	1,047	0.4%	0.7%	0.7%	0.8%
% of FP17s Relating to Continuations	6	1,047	0.6%	0.8%	1.0%	1.1%
% of Patients satisfied with the dentistry they have received	6	6	N/A	92.9%	91.9%	91.7%
% of Patients satisfied with the time they had to wait for an appointment	6	6	N/A	90.0%	88.0%	88.0%

\* This is based on patients treated on this contract for their most recent course of treatment. Figures in italics indicate the base number of FP17s or Patient Questionnaire responses are less than 100. N/A is shown where the base number of responses is less than 10 during the period. % is calculated as Quantity/Base number\*100

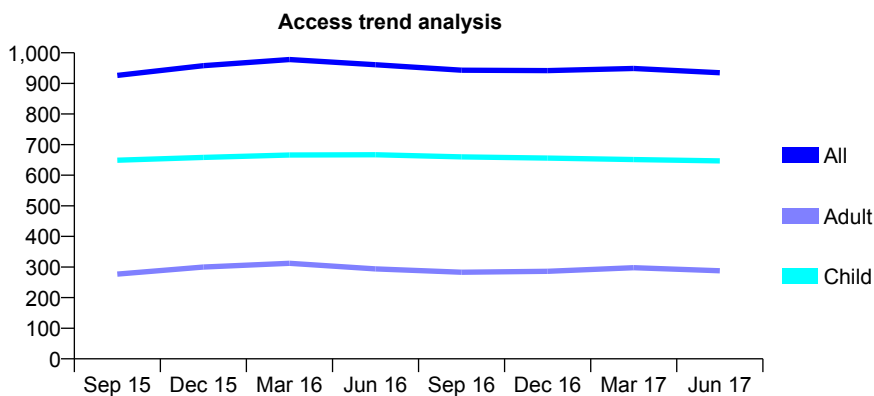
## Q69 - Vital Signs At a Glance Contract Report for 691259/0001 - June 2017

Name or company name	MRS N MAJEVADIA
Contract type name	GDS Contract
Purpose of contract	General
Contract start date	01/04/2014
Contract end date	

17/18 Contracted general activity (UDA)	2,400
Carry forward general activity (UDA)	0
17/18 Contracted orthodontic activity (UOA)	0
Carry forward orthodontic activity (UOA)	0
Baseline contract value	£54,507.66

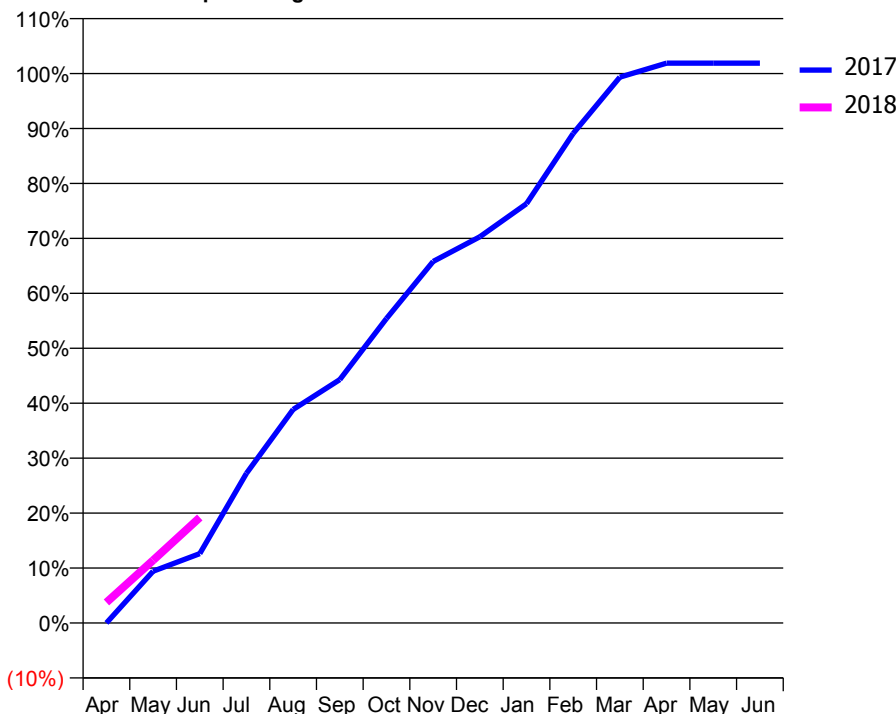
### ACCESS\*

Patients seen in 24 months	Total	Change since previous quarter
Quarter ending June 2016	961	
Quarter ending September 2016	943	↓
Quarter ending December 2016	942	→
Quarter ending March 2017	949	→
Quarter ending June 2017	935	↓
<b>Variance since June 2016</b>	<b>(2.7%)</b>	<b>↓</b>



### ACTIVITY

Cumulative percentage of contracted UDA delivered 2017 & 2018



Adjusted Scheduled Activity (UDA)

Month	2017	2018
April	0	90
May	226	274
June	303	461
July	654	
August	933	
September	1,063	
October	1,330	
November	1,579	
December	1,687	
January	1,832	
February	2,138	
March	2,384	
April	2,445	
May	2,445	
June	2,445	

### QUALITY

	Quantity	Base Number	Contract	AT	Region	England
% of FP17s for the same patient ID Re-attending within 3 months - Children	19	252	7.5%	11.3%	11.6%	12.0%
% of FP17s for the same patient ID Re-attending within 3 months - Adults	15	71	21.1%	15.1%	15.9%	16.0%
% of FP17s for the same patient ID Re-attending between 3 & 9 months - Children	155	252	61.5%	57.4%	60.4%	58.0%
% of FP17s for the same patient ID Re-attending between 3 & 9 months - Adults	43	71	60.6%	48.4%	52.3%	50.9%
% of FP17s for Band 1 Urgent Courses	11	289	3.8%	9.6%	9.5%	9.1%
% of FP17s Relating to Free Repair or Replacements	0	289	0.0%	0.7%	0.7%	0.8%
% of FP17s Relating to Continuations	6	289	2.1%	0.8%	1.0%	1.1%
% of Patients satisfied with the dentistry they have received	0	0	N/A	92.9%	91.9%	91.7%
% of Patients satisfied with the time they had to wait for an appointment	0	0	N/A	90.0%	88.0%	88.0%

\* This is based on patients treated on this contract for their most recent course of treatment. Figures in italics indicate the base number of FP17s or Patient Questionnaire responses are less than 100. N/A is shown where the base number of responses is less than 10 during the period. % is calculated as Quantity/Base number\*100

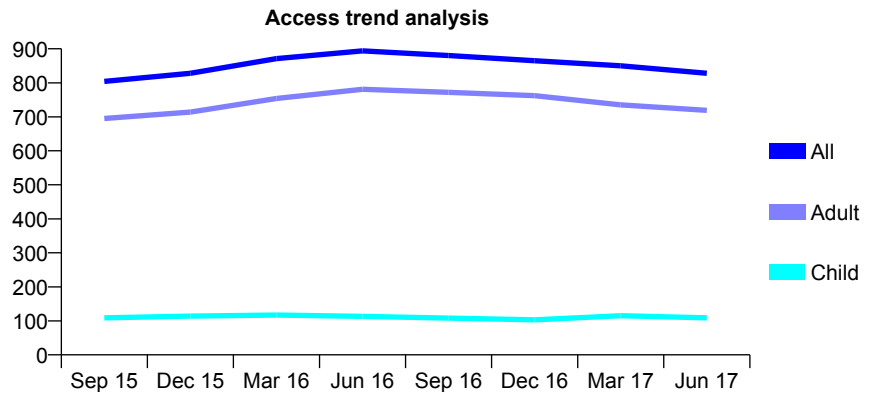
## Q69 - Vital Signs At a Glance Contract Report for 691259/0002 - June 2017

Name or company name	MRS N MAJEVADIA
Contract type name	GDS Contract
Purpose of contract	General
Contract start date	01/08/2014
Contract end date	

17/18 Contracted general activity (UDA)	3,008
Carry forward general activity (UDA)	0
17/18 Contracted orthodontic activity (UOA)	0
Carry forward orthodontic activity (UOA)	0
Baseline contract value	£71,821.35

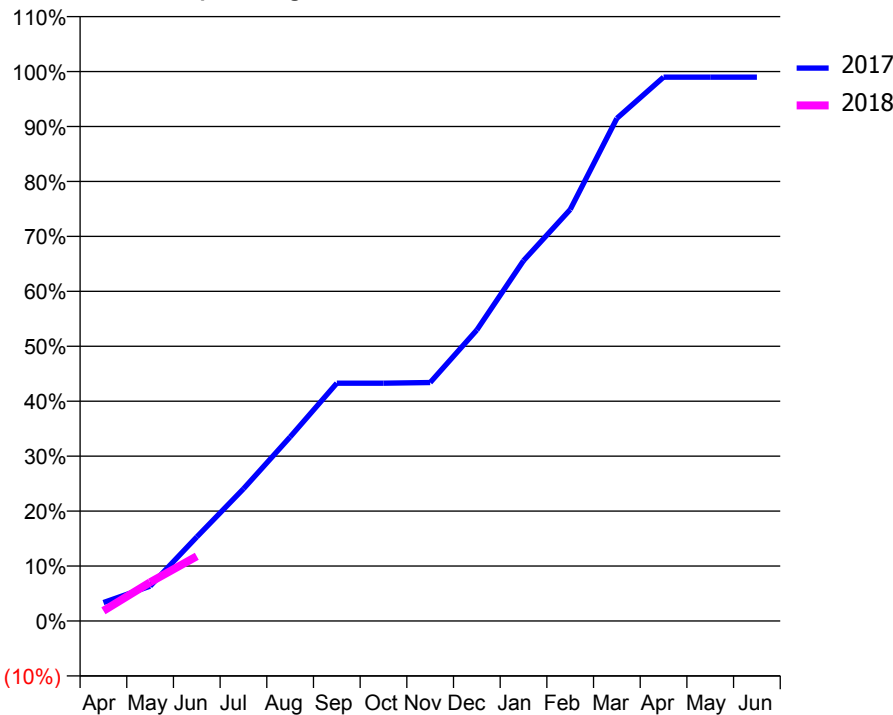
### ACCESS\*

Patients seen in 24 months	Total	Change since previous quarter
Quarter ending June 2016	894	
Quarter ending September 2016	880	↓
Quarter ending December 2016	865	↓
Quarter ending March 2017	850	↓
Quarter ending June 2017	828	↓
<b>Variance since June 2016</b>	<b>(7.4%)</b>	<b>↓</b>



### ACTIVITY

Cumulative percentage of contracted UDA delivered 2017 & 2018



Month	Adjusted Scheduled Activity (UDA)	
	2017	2018
April	101	56
May	191	212
June	460	354
July	724	
August	1,008	
September	1,302	
October	1,302	
November	1,305	
December	1,593	
January	1,973	
February	2,252	
March	2,751	
April	2,977	
May	2,977	
June	2,977	

### QUALITY

	Quantity	Base Number	Contract	AT	Region	England
% of FP17s for the same patient ID Re-attending within 3 months - Children	1	36	2.8%	11.3%	11.6%	12.0%
% of FP17s for the same patient ID Re-attending within 3 months - Adults	20	196	10.2%	15.1%	15.9%	16.0%
% of FP17s for the same patient ID Re-attending between 3 & 9 months - Children	22	36	61.1%	57.4%	60.4%	58.0%
% of FP17s for the same patient ID Re-attending between 3 & 9 months - Adults	133	196	67.9%	48.4%	52.3%	50.9%
% of FP17s for Band 1 Urgent Courses	2	173	1.2%	9.6%	9.5%	9.1%
% of FP17s Relating to Free Repair or Replacements	0	173	0.0%	0.7%	0.7%	0.8%
% of FP17s Relating to Continuations	0	173	0.0%	0.8%	1.0%	1.1%
% of Patients satisfied with the dentistry they have received	0	1	N/A	92.9%	91.9%	91.7%
% of Patients satisfied with the time they had to wait for an appointment	1	1	N/A	90.0%	88.0%	88.0%

\* This is based on patients treated on this contract for their most recent course of treatment. Figures in italics indicate the base number of FP17s or Patient Questionnaire responses are less than 100. N/A is shown where the base number of responses is less than 10 during the period. % is calculated as Quantity/Base number\*100

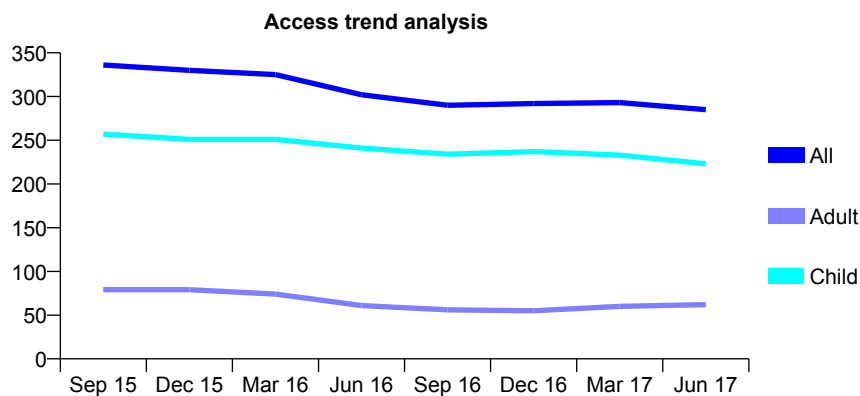
## Q69 - Vital Signs At a Glance Contract Report for 725773/0001 - June 2017

Name or company name	MR MC MARTIN
Contract type name	GDS Contract
Purpose of contract	General
Contract start date	01/04/2006
Contract end date	

17/18 Contracted general activity (UDA)	600
Carry forward general activity (UDA)	0
17/18 Contracted orthodontic activity (UOA)	0
Carry forward orthodontic activity (UOA)	0
Baseline contract value	£14,192.66

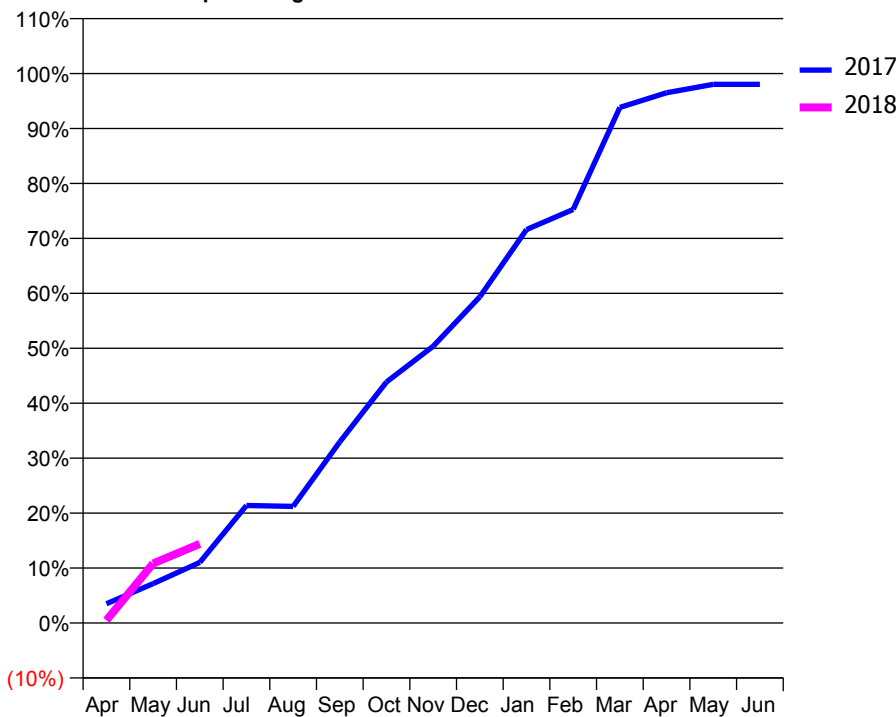
### ACCESS\*

Patients seen in 24 months	Total	Change since previous quarter
Quarter ending June 2016	302	
Quarter ending September 2016	290	↓
Quarter ending December 2016	292	→
Quarter ending March 2017	293	→
Quarter ending June 2017	285	↓
<b>Variance since June 2016</b>	<b>(5.6%)</b>	<b>↓</b>



### ACTIVITY

Cumulative percentage of contracted UDA delivered 2017 & 2018



Month	Adjusted Scheduled Activity (UDA)	
	2017	2018
April	21	3
May	43	65
June	66	86
July	128	
August	127	
September	198	
October	263	
November	302	
December	356	
January	430	
February	452	
March	563	
April	579	
May	588	
June	588	

### QUALITY

	Quantity	Base Number	Contract	AT	Region	England
% of FP17s for the same patient ID Re-attending within 3 months - Children	3	72	4.2%	11.3%	11.6%	12.0%
% of FP17s for the same patient ID Re-attending within 3 months - Adults	1	10	10.0%	15.1%	15.9%	16.0%
% of FP17s for the same patient ID Re-attending between 3 & 9 months - Children	48	72	66.7%	57.4%	60.4%	58.0%
% of FP17s for the same patient ID Re-attending between 3 & 9 months - Adults	6	10	60.0%	48.4%	52.3%	50.9%
% of FP17s for Band 1 Urgent Courses	2	63	3.2%	9.6%	9.5%	9.1%
% of FP17s Relating to Free Repair or Replacements	0	63	0.0%	0.7%	0.7%	0.8%
% of FP17s Relating to Continuations	0	63	0.0%	0.8%	1.0%	1.1%
% of Patients satisfied with the dentistry they have received	0	0	N/A	92.9%	91.9%	91.7%
% of Patients satisfied with the time they had to wait for an appointment	0	0	N/A	90.0%	88.0%	88.0%

\* This is based on patients treated on this contract for their most recent course of treatment. Figures in italics indicate the base number of FP17s or Patient Questionnaire responses are less than 100. N/A is shown where the base number of responses is less than 10 during the period. % is calculated as Quantity/Base number\*100

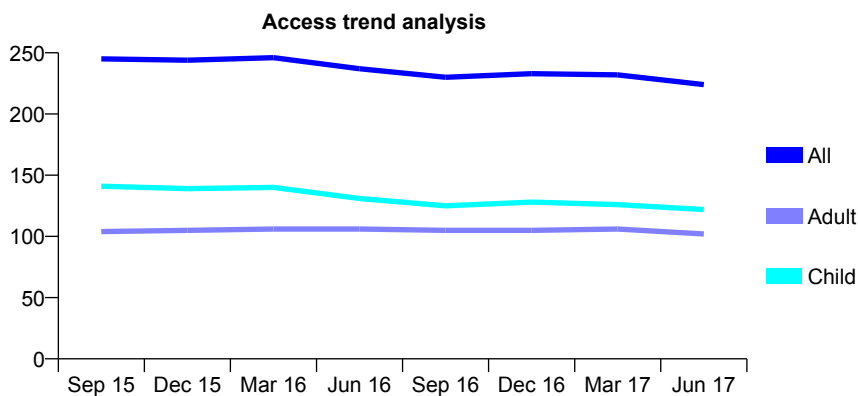
## Q69 - Vital Signs At a Glance Contract Report for 732605/0002 - June 2017

Name or company name	MR DW COX
Contract type name	GDS Contract
Purpose of contract	General
Contract start date	01/04/2006
Contract end date	

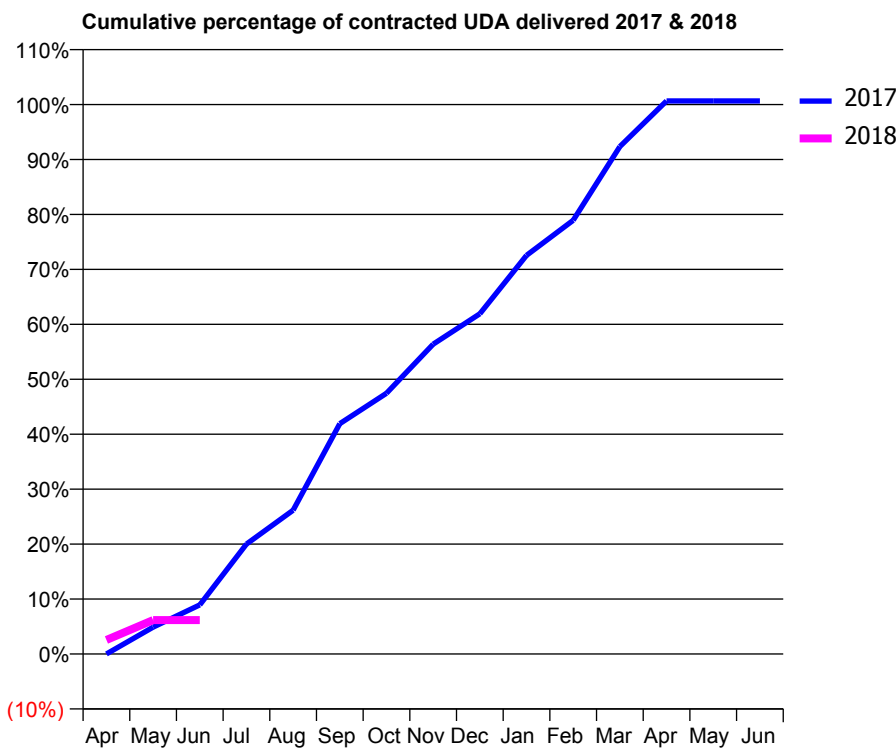
17/18 Contracted general activity (UDA)	470
Carry forward general activity (UDA)	0
17/18 Contracted orthodontic activity (UOA)	0
Carry forward orthodontic activity (UOA)	0
Baseline contract value	£10,749.63

### ACCESS\*

Patients seen in 24 months	Total	Change since previous quarter
Quarter ending June 2016	237	
Quarter ending September 2016	230	↓
Quarter ending December 2016	233	→
Quarter ending March 2017	232	→
Quarter ending June 2017	224	↓
<b>Variance since June 2016</b>	<b>(5.5%)</b>	<b>↓</b>



### ACTIVITY



Month	Adjusted Scheduled Activity (UDA)	
	2017	2018
April	0	12
May	23	29
June	42	29
July	94	
August	123	
September	197	
October	223	
November	265	
December	291	
January	341	
February	371	
March	434	
April	473	
May	473	
June	473	

### QUALITY

	Quantity	Base Number	Contract	AT	Region	England
% of FP17s for the same patient ID Re-attending within 3 months - Children	1	23	4.3%	11.3%	11.6%	12.0%
% of FP17s for the same patient ID Re-attending within 3 months - Adults	0	14	0.0%	15.1%	15.9%	16.0%
% of FP17s for the same patient ID Re-attending between 3 & 9 months - Children	19	23	82.6%	57.4%	60.4%	58.0%
% of FP17s for the same patient ID Re-attending between 3 & 9 months - Adults	10	14	71.4%	48.4%	52.3%	50.9%
% of FP17s for Band 1 Urgent Courses	0	23	0.0%	9.6%	9.5%	9.1%
% of FP17s Relating to Free Repair or Replacements	0	23	0.0%	0.7%	0.7%	0.8%
% of FP17s Relating to Continuations	1	23	4.3%	0.8%	1.0%	1.1%
% of Patients satisfied with the dentistry they have received	0	0	N/A	92.9%	91.9%	91.7%
% of Patients satisfied with the time they had to wait for an appointment	0	0	N/A	90.0%	88.0%	88.0%

\* This is based on patients treated on this contract for their most recent course of treatment. Figures in italics indicate the base number of FP17s or Patient Questionnaire responses are less than 100. N/A is shown where the base number of responses is less than 10 during the period. % is calculated as Quantity/Base number\*100

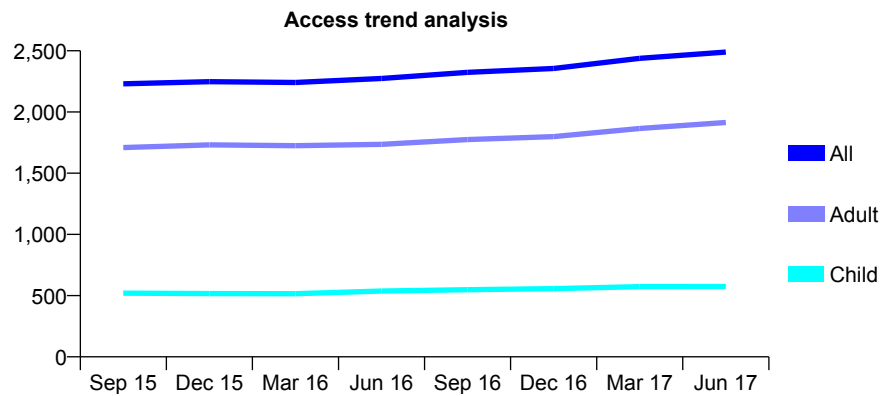
## Q69 - Vital Signs At a Glance Contract Report for 736686/0002 - June 2017

Name or company name	MR DA DUFFY
Contract type name	PDS Contract
Purpose of contract	General
Contract start date	01/04/2006
Contract end date	31/03/2018

17/18 Contracted general activity (UDA)	6,186
Carry forward general activity (UDA)	0
17/18 Contracted orthodontic activity (UOA)	0
Carry forward orthodontic activity (UOA)	0
Baseline contract value	£161,211.66

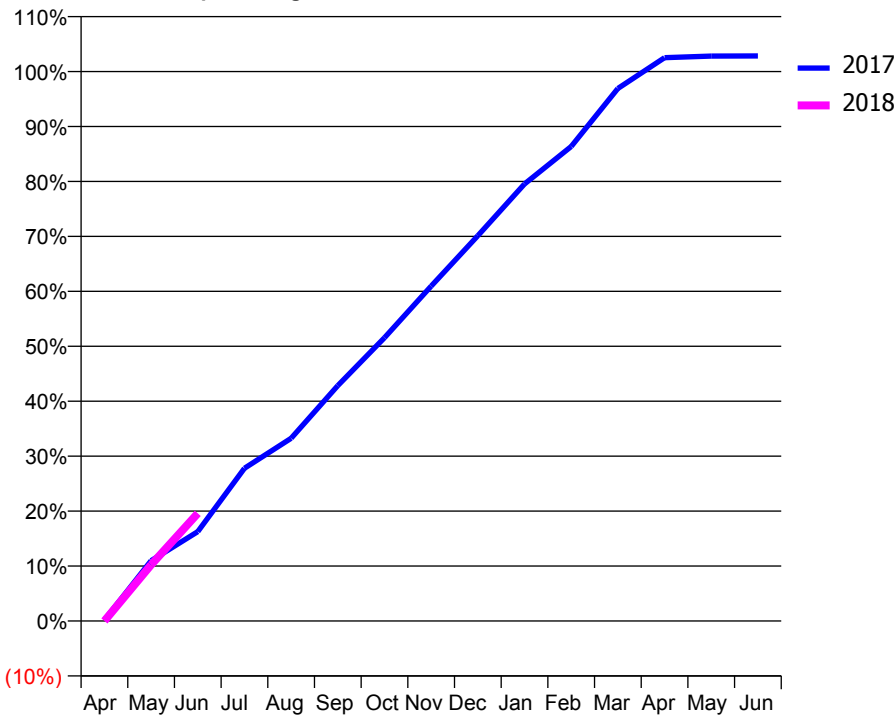
### ACCESS\*

Patients seen in 24 months	Total	Change since previous quarter
Quarter ending June 2016	2,274	
Quarter ending September 2016	2,324	↑
Quarter ending December 2016	2,356	→
Quarter ending March 2017	2,438	↑
Quarter ending June 2017	2,490	↑
<b>Variance since June 2016</b>	<b>9.5%</b>	<b>↑</b>



### ACTIVITY

Cumulative percentage of contracted UDA delivered 2017 & 2018



Month	Adjusted Scheduled Activity (UDA)	
	2017	2018
April	12	0
May	679	633
June	1,006	1,213
July	1,719	
August	2,058	
September	2,650	
October	3,189	
November	3,771	
December	4,338	
January	4,920	
February	5,341	
March	5,995	
April	6,341	
May	6,359	
June	6,360	

### QUALITY

	Quantity	Base Number	Contract	AT	Region	England
% of FP17s for the same patient ID Re-attending within 3 months - Children	6	161	3.7%	11.3%	11.6%	12.0%
% of FP17s for the same patient ID Re-attending within 3 months - Adults	69	637	10.8%	15.1%	15.9%	16.0%
% of FP17s for the same patient ID Re-attending between 3 & 9 months - Children	85	161	52.8%	57.4%	60.4%	58.0%
% of FP17s for the same patient ID Re-attending between 3 & 9 months - Adults	362	637	56.8%	48.4%	52.3%	50.9%
% of FP17s for Band 1 Urgent Courses	58	633	9.2%	9.6%	9.5%	9.1%
% of FP17s Relating to Free Repair or Replacements	1	633	0.2%	0.7%	0.7%	0.8%
% of FP17s Relating to Continuations	0	633	0.0%	0.8%	1.0%	1.1%
% of Patients satisfied with the dentistry they have received	7	8	N/A	92.9%	91.9%	91.7%
% of Patients satisfied with the time they had to wait for an appointment	8	8	N/A	90.0%	88.0%	88.0%

\* This is based on patients treated on this contract for their most recent course of treatment. Figures in italics indicate the base number of FP17s or Patient Questionnaire responses are less than 100. N/A is shown where the base number of responses is less than 10 during the period. % is calculated as Quantity/Base number\*100



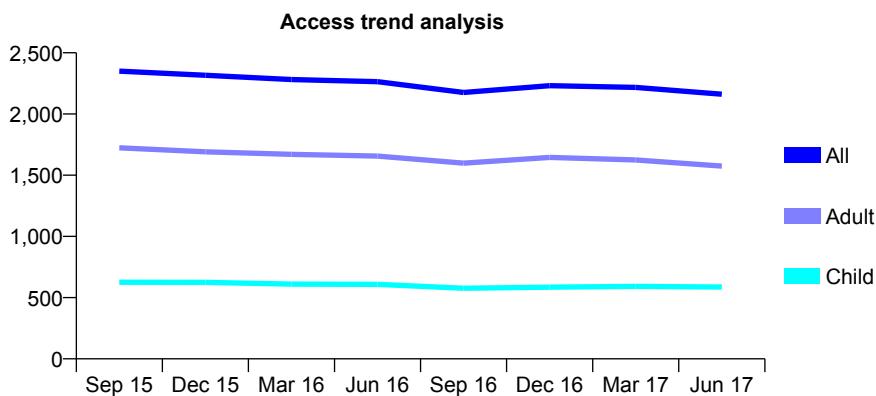
## Q69 - Vital Signs At a Glance Contract Report for 737356/0001 - June 2017

Name or company name	MISS MJ HARDMAN
Contract type name	GDS Contract
Purpose of contract	General
Contract start date	01/04/2006
Contract end date	

17/18 Contracted general activity (UDA)	6,493
Carry forward general activity (UDA)	0
17/18 Contracted orthodontic activity (UOA)	0
Carry forward orthodontic activity (UOA)	0
Baseline contract value	£153,260.90

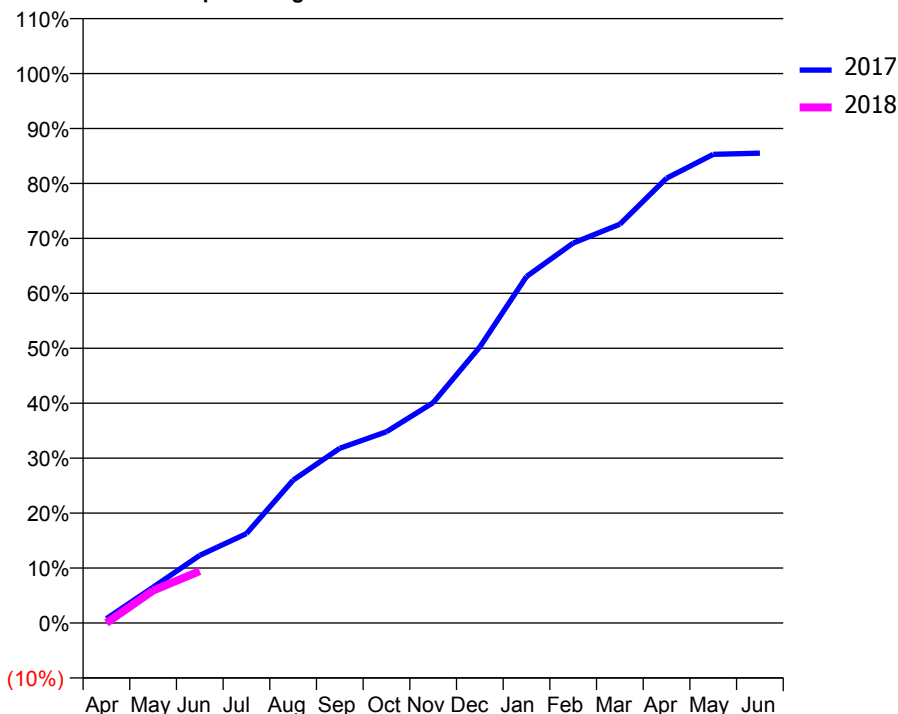
### ACCESS\*

Patients seen in 24 months	Total	Change since previous quarter
Quarter ending June 2016	2,264	
Quarter ending September 2016	2,176	↓
Quarter ending December 2016	2,231	↑
Quarter ending March 2017	2,217	→
Quarter ending June 2017	2,162	↓
<b>Variance since June 2016</b>	<b>(4.5%)</b>	<b>↓</b>



### ACTIVITY

Cumulative percentage of contracted UDA delivered 2017 & 2018



Month	Adjusted Scheduled Activity (UDA)	
	2017	2018
April	52	0
May	423	384
June	800	614
July	1,056	
August	1,689	
September	2,065	
October	2,260	
November	2,603	
December	3,263	
January	4,095	
February	4,490	
March	4,711	
April	5,256	
May	5,537	
June	5,551	

### QUALITY

	Quantity	Base Number	Contract	AT	Region	England
% of FP17s for the same patient ID Re-attending within 3 months - Children	10	262	3.8%	11.3%	11.6%	12.0%
% of FP17s for the same patient ID Re-attending within 3 months - Adults	49	490	10.0%	15.1%	15.9%	16.0%
% of FP17s for the same patient ID Re-attending between 3 & 9 months - Children	161	262	61.5%	57.4%	60.4%	58.0%
% of FP17s for the same patient ID Re-attending between 3 & 9 months - Adults	296	490	60.4%	48.4%	52.3%	50.9%
% of FP17s for Band 1 Urgent Courses	9	332	2.7%	9.6%	9.5%	9.1%
% of FP17s Relating to Free Repair or Replacements	0	332	0.0%	0.7%	0.7%	0.8%
% of FP17s Relating to Continuations	1	332	0.3%	0.8%	1.0%	1.1%
% of Patients satisfied with the dentistry they have received	3	3	N/A	92.9%	91.9%	91.7%
% of Patients satisfied with the time they had to wait for an appointment	3	3	N/A	90.0%	88.0%	88.0%

\* This is based on patients treated on this contract for their most recent course of treatment. Figures in italics indicate the base number of FP17s or Patient Questionnaire responses are less than 100. N/A is shown where the base number of responses is less than 10 during the period. % is calculated as Quantity/Base number\*100

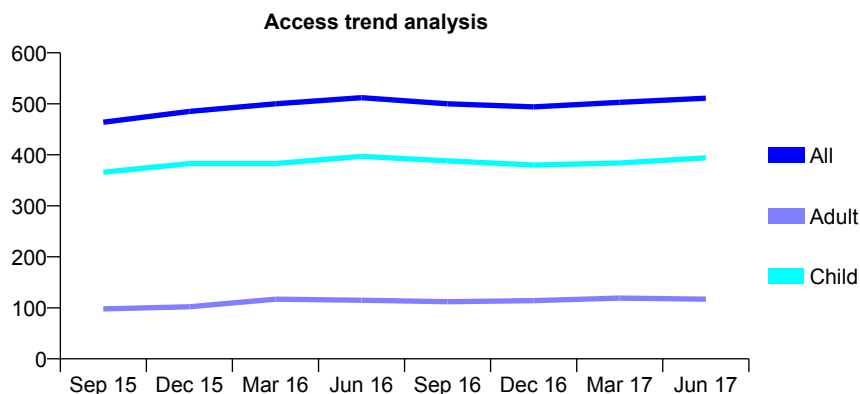
## Q69 - Vital Signs At a Glance Contract Report for 740616/0001 - June 2017

Name or company name	MR R PARMAR
Contract type name	GDS Contract
Purpose of contract	General
Contract start date	01/04/2006
Contract end date	

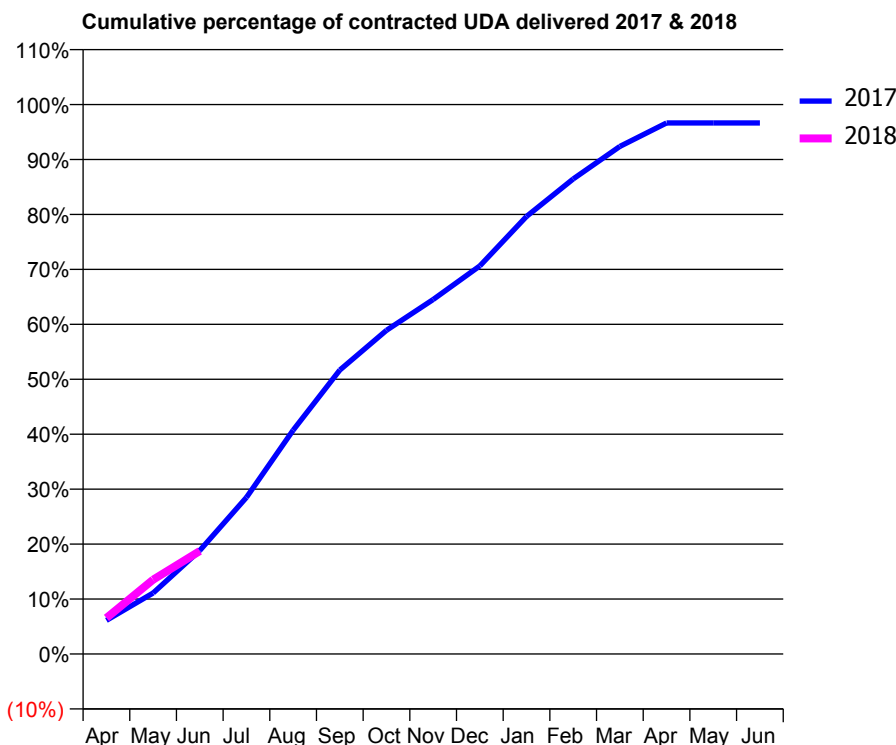
17/18 Contracted general activity (UDA)	750
Carry forward general activity (UDA)	0
17/18 Contracted orthodontic activity (UOA)	0
Carry forward orthodontic activity (UOA)	0
Baseline contract value	£16,422.18

### ACCESS\*

Patients seen in 24 months	Total	Change since previous quarter
Quarter ending June 2016	512	
Quarter ending September 2016	500	↓
Quarter ending December 2016	494	↓
Quarter ending March 2017	503	→
Quarter ending June 2017	511	→
<b>Variance since June 2016</b>	<b>(0.2%)</b>	<b>→</b>



### ACTIVITY



Month	Adjusted Scheduled Activity (UDA)	
	2017	2018
April	46	49
May	83	101
June	141	141
July	214	
August	305	
September	388	
October	442	
November	484	
December	530	
January	597	
February	648	
March	693	
April	725	
May	725	
June	725	

### QUALITY

	Quantity	Base Number	Contract	AT	Region	England
% of FP17s for the same patient ID Re-attending within 3 months - Children	8	142	5.6%	11.3%	11.6%	12.0%
% of FP17s for the same patient ID Re-attending within 3 months - Adults	0	6	0.0%	15.1%	15.9%	16.0%
% of FP17s for the same patient ID Re-attending between 3 & 9 months - Children	80	142	56.3%	57.4%	60.4%	58.0%
% of FP17s for the same patient ID Re-attending between 3 & 9 months - Adults	2	6	33.3%	48.4%	52.3%	50.9%
% of FP17s for Band 1 Urgent Courses	3	126	2.4%	9.6%	9.5%	9.1%
% of FP17s Relating to Free Repair or Replacements	0	126	0.0%	0.7%	0.7%	0.8%
% of FP17s Relating to Continuations	2	126	1.6%	0.8%	1.0%	1.1%
% of Patients satisfied with the dentistry they have received	3	3	N/A	92.9%	91.9%	91.7%
% of Patients satisfied with the time they had to wait for an appointment	3	3	N/A	90.0%	88.0%	88.0%

\* This is based on patients treated on this contract for their most recent course of treatment. Figures in italics indicate the base number of FP17s or Patient Questionnaire responses are less than 100. N/A is shown where the base number of responses is less than 10 during the period. % is calculated as Quantity/Base number\*100

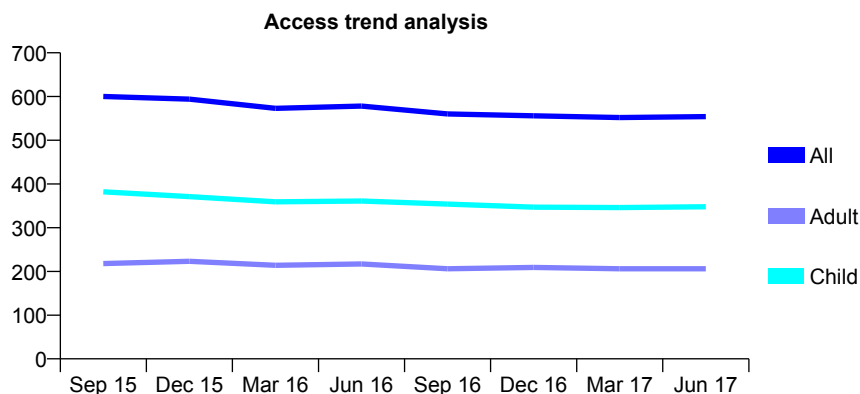
## Q69 - Vital Signs At a Glance Contract Report for 741523/0001 - June 2017

Name or company name	MR JE MILLER
Contract type name	GDS Contract
Purpose of contract	General
Contract start date	01/07/2007
Contract end date	

17/18 Contracted general activity (UDA)	950
Carry forward general activity (UDA)	0
17/18 Contracted orthodontic activity (UOA)	0
Carry forward orthodontic activity (UOA)	0
Baseline contract value	£22,464.24

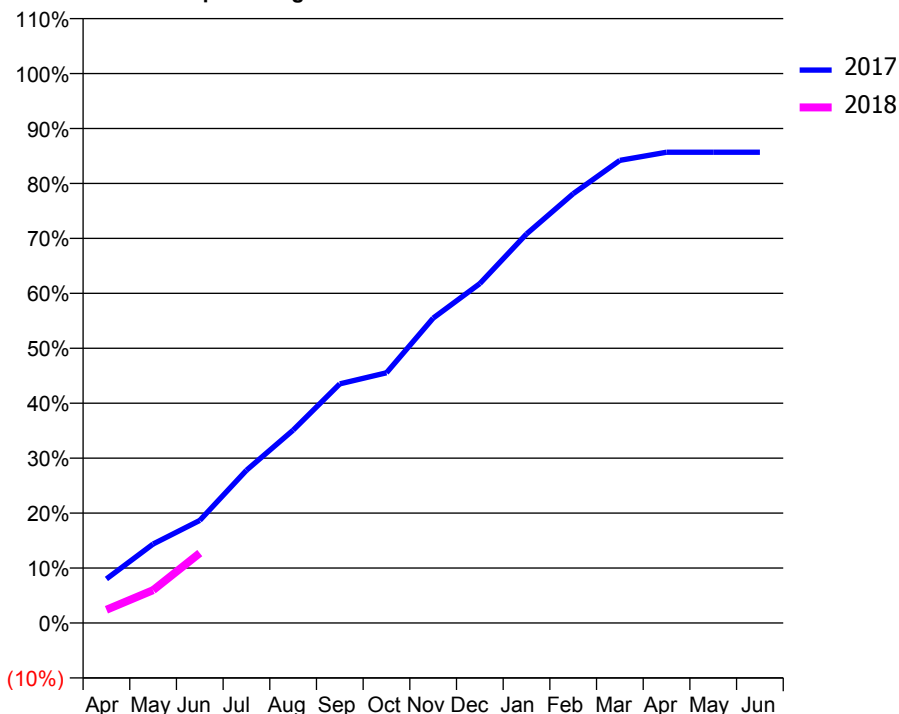
### ACCESS\*

Patients seen in 24 months	Total	Change since previous quarter
Quarter ending June 2016	578	
Quarter ending September 2016	560	↓
Quarter ending December 2016	556	→
Quarter ending March 2017	552	→
Quarter ending June 2017	554	→
<b>Variance since June 2016</b>	<b>(4.2%)</b>	<b>↓</b>



### ACTIVITY

Cumulative percentage of contracted UDA delivered 2017 & 2018



Adjusted Scheduled Activity (UDA)

Month	2017	2018
April	76	23
May	137	57
June	177	121
July	264	
August	333	
September	413	
October	433	
November	527	
December	587	
January	673	
February	742	
March	800	
April	814	
May	814	
June	814	

### QUALITY

	Quantity	Base Number	Contract	AT	Region	England
% of FP17s for the same patient ID Re-attending within 3 months - Children	2	85	2.4%	11.3%	11.6%	12.0%
% of FP17s for the same patient ID Re-attending within 3 months - Adults	3	30	10.0%	15.1%	15.9%	16.0%
% of FP17s for the same patient ID Re-attending between 3 & 9 months - Children	38	85	44.7%	57.4%	60.4%	58.0%
% of FP17s for the same patient ID Re-attending between 3 & 9 months - Adults	12	30	40.0%	48.4%	52.3%	50.9%
% of FP17s for Band 1 Urgent Courses	10	107	9.3%	9.6%	9.5%	9.1%
% of FP17s Relating to Free Repair or Replacements	0	107	0.0%	0.7%	0.7%	0.8%
% of FP17s Relating to Continuations	0	107	0.0%	0.8%	1.0%	1.1%
% of Patients satisfied with the dentistry they have received	1	1	N/A	92.9%	91.9%	91.7%
% of Patients satisfied with the time they had to wait for an appointment	1	1	N/A	90.0%	88.0%	88.0%

\* This is based on patients treated on this contract for their most recent course of treatment. Figures in italics indicate the base number of FP17s or Patient Questionnaire responses are less than 100. N/A is shown where the base number of responses is less than 10 during the period. % is calculated as Quantity/Base number\*100

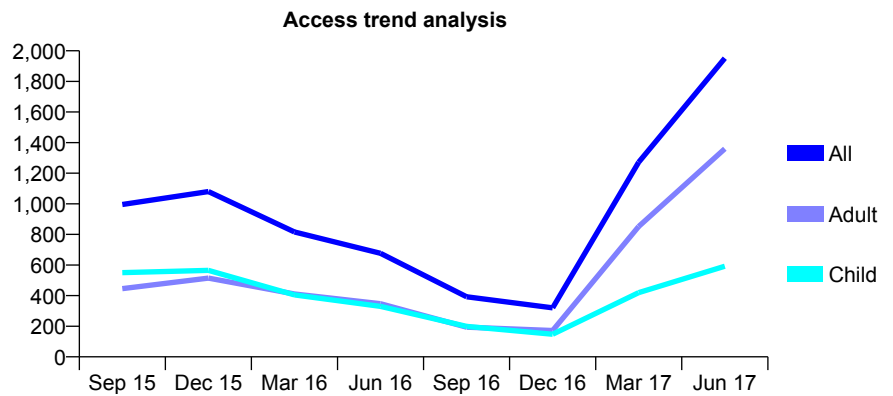
## Q69 - Vital Signs At a Glance Contract Report for 746762/0001 - June 2017

Name or company name	MR S BHATIA
Contract type name	GDS Contract
Purpose of contract	General
Contract start date	01/04/2006
Contract end date	

17/18 Contracted general activity (UDA)	7,056
Carry forward general activity (UDA)	0
17/18 Contracted orthodontic activity (UOA)	0
Carry forward orthodontic activity (UOA)	0
Baseline contract value	£175,084.04

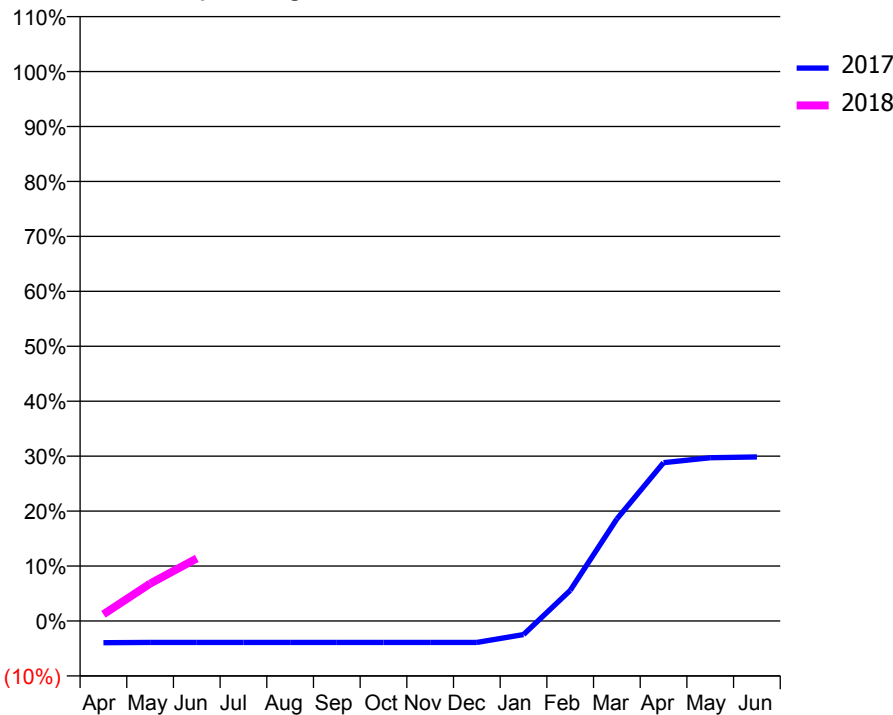
### ACCESS\*

Patients seen in 24 months	Total	Change since previous quarter
Quarter ending June 2016	677	
Quarter ending September 2016	393	↓
Quarter ending December 2016	320	↓
Quarter ending March 2017	1,272	↑
Quarter ending June 2017	1,952	↑
<b>Variance since June 2016</b>	<b>188.3%</b>	<b>↑</b>



### ACTIVITY

Cumulative percentage of contracted UDA delivered 2017 & 2018



Month	Adjusted Scheduled Activity (UDA)	
	2017	2018
April	-247	87
May	-244	481
June	-244	805
July	-244	
August	-244	
September	-244	
October	-244	
November	-244	
December	-244	
January	-155	
February	347	
March	1,159	
April	1,800	
May	1,856	
June	1,865	

### QUALITY

	Quantity	Base Number	Contract	AT	Region	England
% of FP17s for the same patient ID Re-attending within 3 months - Children	11	283	3.9%	11.3%	11.6%	12.0%
% of FP17s for the same patient ID Re-attending within 3 months - Adults	60	705	8.5%	15.1%	15.9%	16.0%
% of FP17s for the same patient ID Re-attending between 3 & 9 months - Children	1	283	0.4%	57.4%	60.4%	58.0%
% of FP17s for the same patient ID Re-attending between 3 & 9 months - Adults	25	705	3.5%	48.4%	52.3%	50.9%
% of FP17s for Band 1 Urgent Courses	23	543	4.2%	9.6%	9.5%	9.1%
% of FP17s Relating to Free Repair or Replacements	3	543	0.6%	0.7%	0.7%	0.8%
% of FP17s Relating to Continuations	0	543	0.0%	0.8%	1.0%	1.1%
% of Patients satisfied with the dentistry they have received	1	1	N/A	92.9%	91.9%	91.7%
% of Patients satisfied with the time they had to wait for an appointment	1	1	N/A	90.0%	88.0%	88.0%

\* This is based on patients treated on this contract for their most recent course of treatment. Figures in italics indicate the base number of FP17s or Patient Questionnaire responses are less than 100. N/A is shown where the base number of responses is less than 10 during the period. % is calculated as Quantity/Base number\*100

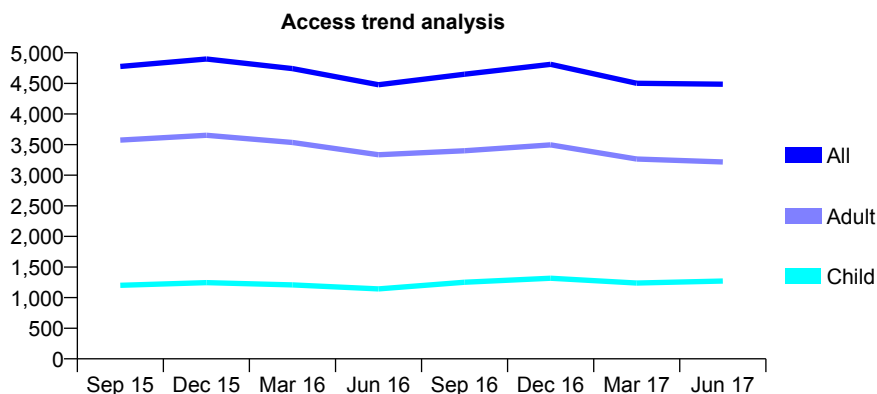
## Q69 - Vital Signs At a Glance Contract Report for 746762/0002 - June 2017

Name or company name	MR S BHATIA
Contract type name	GDS Contract
Purpose of contract	General
Contract start date	01/04/2006
Contract end date	

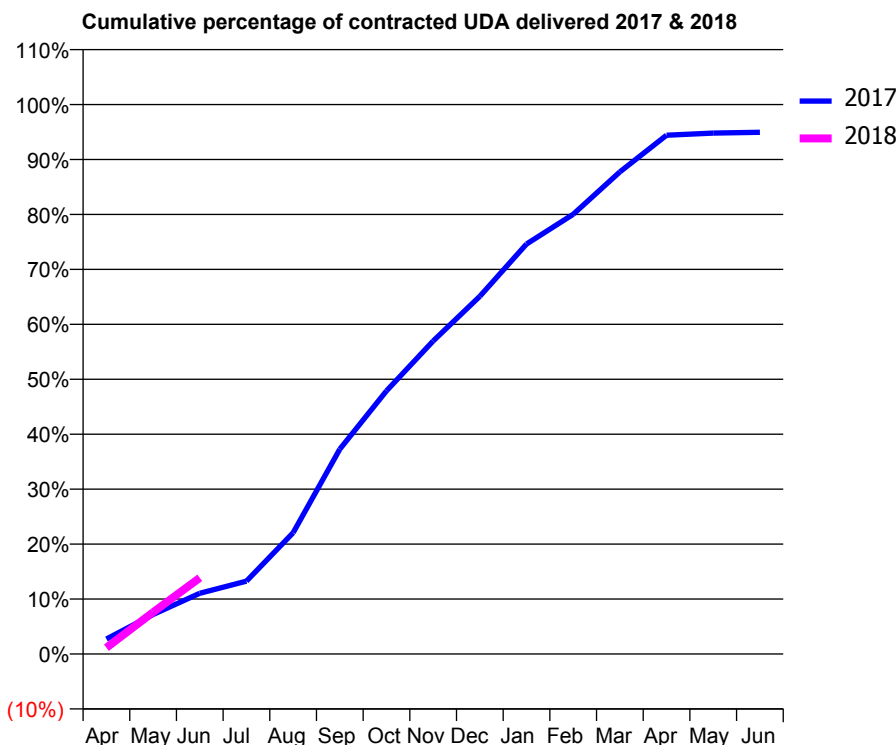
17/18 Contracted general activity (UDA)	8,311
Carry forward general activity (UDA)	0
17/18 Contracted orthodontic activity (UOA)	0
Carry forward orthodontic activity (UOA)	0
Baseline contract value	£214,101.99

### ACCESS\*

Patients seen in 24 months	Total	Change since previous quarter
Quarter ending June 2016	4,478	
Quarter ending September 2016	4,650	↑
Quarter ending December 2016	4,812	↑
Quarter ending March 2017	4,503	↓
Quarter ending June 2017	4,488	→
<b>Variance since June 2016</b>	<b>0.2%</b>	<b>→</b>



### ACTIVITY



Month	Adjusted Scheduled Activity (UDA)	
	2017	2018
April	226	96
May	598	632
June	919	1,153
July	1,102	
August	1,834	
September	3,099	
October	3,981	
November	4,735	
December	5,409	
January	6,201	
February	6,651	
March	7,292	
April	7,846	
May	7,879	
June	7,892	

### QUALITY

	Quantity	Base Number	Contract	AT	Region	England
% of FP17s for the same patient ID Re-attending within 3 months - Children	7	307	2.3%	11.3%	11.6%	12.0%
% of FP17s for the same patient ID Re-attending within 3 months - Adults	36	619	5.8%	15.1%	15.9%	16.0%
% of FP17s for the same patient ID Re-attending between 3 & 9 months - Children	108	307	35.2%	57.4%	60.4%	58.0%
% of FP17s for the same patient ID Re-attending between 3 & 9 months - Adults	192	619	31.0%	48.4%	52.3%	50.9%
% of FP17s for Band 1 Urgent Courses	33	638	5.2%	9.6%	9.5%	9.1%
% of FP17s Relating to Free Repair or Replacements	2	638	0.3%	0.7%	0.7%	0.8%
% of FP17s Relating to Continuations	2	638	0.3%	0.8%	1.0%	1.1%
% of Patients satisfied with the dentistry they have received	7	7	N/A	92.9%	91.9%	91.7%
% of Patients satisfied with the time they had to wait for an appointment	7	7	N/A	90.0%	88.0%	88.0%

\* This is based on patients treated on this contract for their most recent course of treatment. Figures in italics indicate the base number of FP17s or Patient Questionnaire responses are less than 100. N/A is shown where the base number of responses is less than 10 during the period. % is calculated as Quantity/Base number\*100

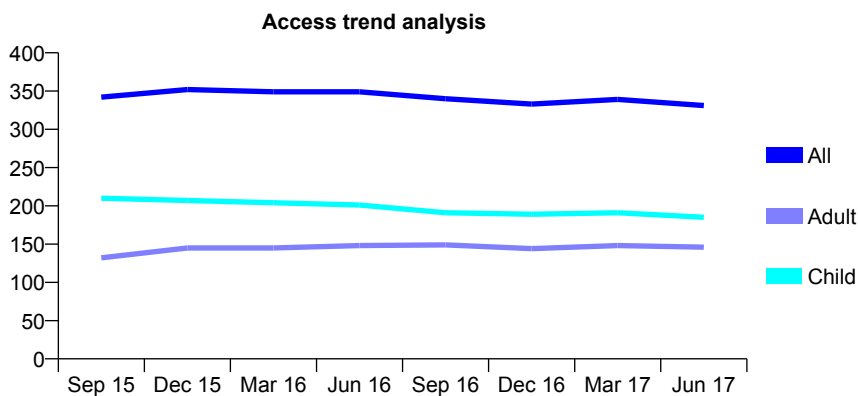
## Q69 - Vital Signs At a Glance Contract Report for 754730/0001 - June 2017

Name or company name	MR D SCHOFIELD
Contract type name	GDS Contract
Purpose of contract	General
Contract start date	01/04/2006
Contract end date	

17/18 Contracted general activity (UDA)	645
Carry forward general activity (UDA)	0
17/18 Contracted orthodontic activity (UOA)	0
Carry forward orthodontic activity (UOA)	0
Baseline contract value	£14,446.77

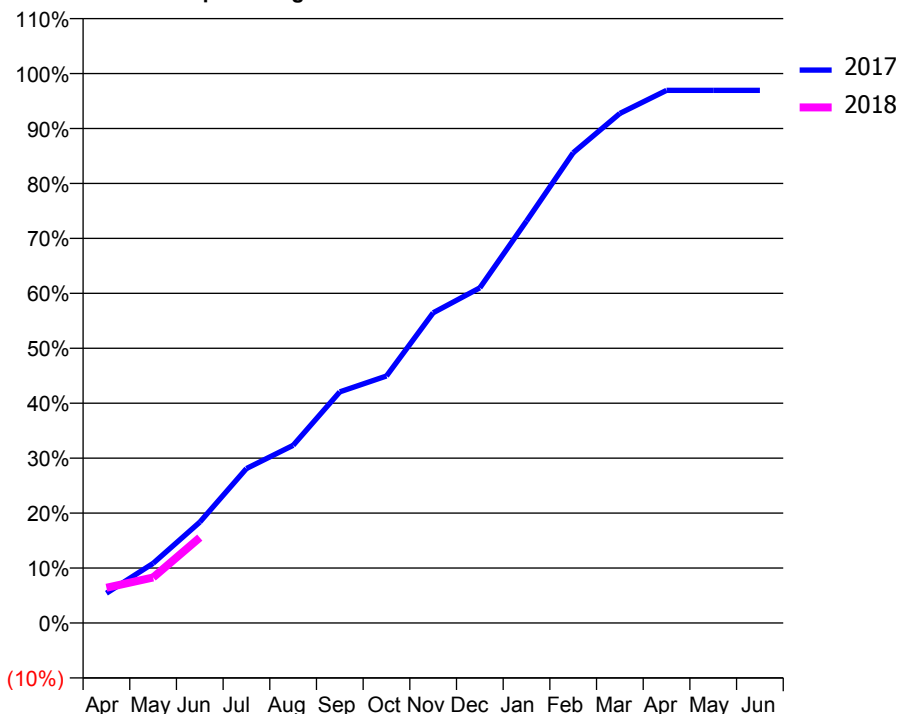
### ACCESS\*

Patients seen in 24 months	Total	Change since previous quarter
Quarter ending June 2016	349	
Quarter ending September 2016	340	↓
Quarter ending December 2016	333	↓
Quarter ending March 2017	339	→
Quarter ending June 2017	331	↓
<b>Variance since June 2016</b>	<b>(5.2%)</b>	<b>↓</b>



### ACTIVITY

Cumulative percentage of contracted UDA delivered 2017 & 2018



Month	Adjusted Scheduled Activity (UDA)	
	2017	2018
April	35	41
May	70	53
June	118	100
July	181	
August	209	
September	271	
October	290	
November	364	
December	393	
January	472	
February	552	
March	598	
April	625	
May	625	
June	625	

### QUALITY

	Quantity	Base Number	Contract	AT	Region	England
% of FP17s for the same patient ID Re-attending within 3 months - Children	3	66	4.5%	11.3%	11.6%	12.0%
% of FP17s for the same patient ID Re-attending within 3 months - Adults	2	35	5.7%	15.1%	15.9%	16.0%
% of FP17s for the same patient ID Re-attending between 3 & 9 months - Children	52	66	78.8%	57.4%	60.4%	58.0%
% of FP17s for the same patient ID Re-attending between 3 & 9 months - Adults	18	35	51.4%	48.4%	52.3%	50.9%
% of FP17s for Band 1 Urgent Courses	6	87	6.9%	9.6%	9.5%	9.1%
% of FP17s Relating to Free Repair or Replacements	0	87	0.0%	0.7%	0.7%	0.8%
% of FP17s Relating to Continuations	1	87	1.1%	0.8%	1.0%	1.1%
% of Patients satisfied with the dentistry they have received	2	2	N/A	92.9%	91.9%	91.7%
% of Patients satisfied with the time they had to wait for an appointment	2	2	N/A	90.0%	88.0%	88.0%

\* This is based on patients treated on this contract for their most recent course of treatment. Figures in italics indicate the base number of FP17s or Patient Questionnaire responses are less than 100. N/A is shown where the base number of responses is less than 10 during the period. % is calculated as Quantity/Base number\*100

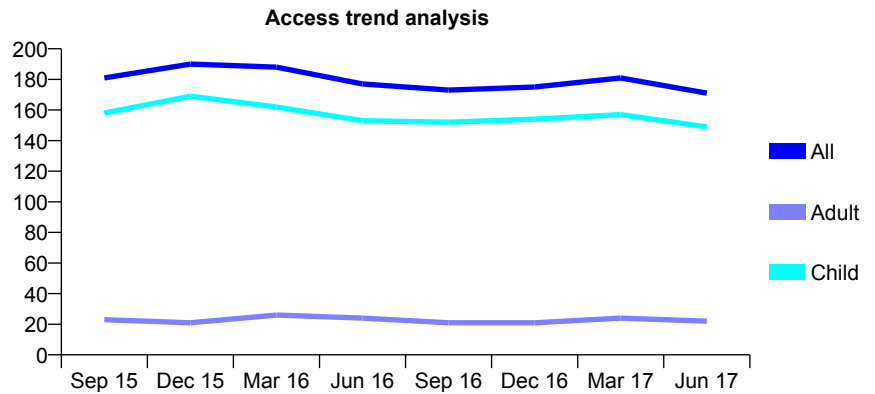
## Q69 - Vital Signs At a Glance Contract Report for 762199/0001 - June 2017

Name or company name	MR F MOTTACKI
Contract type name	GDS Contract
Purpose of contract	General
Contract start date	01/04/2006
Contract end date	

17/18 Contracted general activity (UDA)	358
Carry forward general activity (UDA)	0
17/18 Contracted orthodontic activity (UOA)	0
Carry forward orthodontic activity (UOA)	0
Baseline contract value	£8,586.52

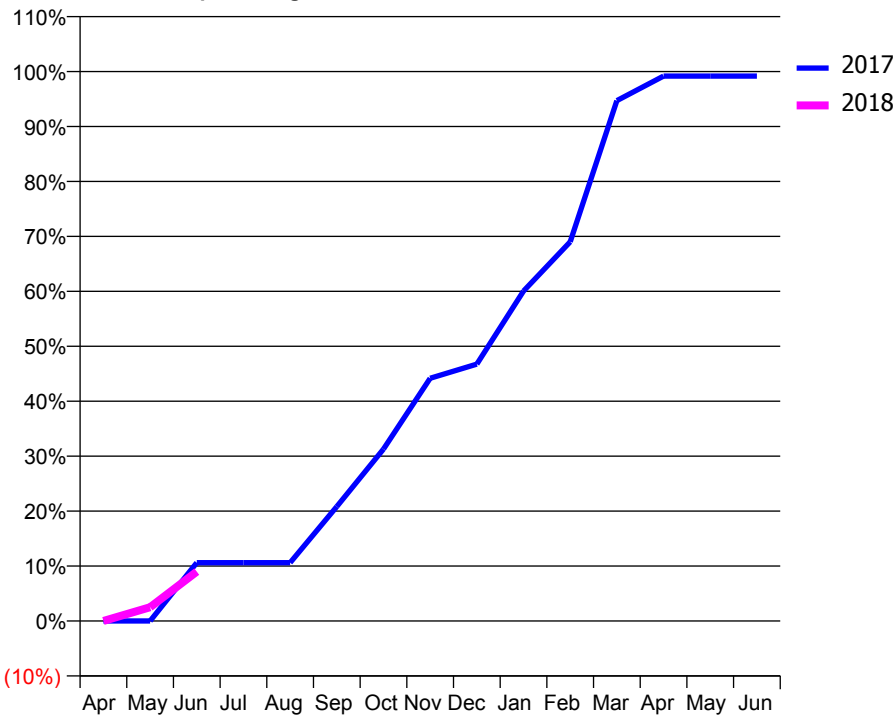
### ACCESS\*

Patients seen in 24 months	Total	Change since previous quarter
Quarter ending June 2016	177	
Quarter ending September 2016	173	↓
Quarter ending December 2016	175	→
Quarter ending March 2017	181	↑
Quarter ending June 2017	171	↓
<b>Variance since June 2016</b>	<b>(3.4%)</b>	<b>↓</b>



### ACTIVITY

Cumulative percentage of contracted UDA delivered 2017 & 2018



Month	Adjusted Scheduled Activity (UDA)	
	2017	2018
April	0	0
May	0	9
June	38	32
July	38	
August	38	
September	75	
October	112	
November	158	
December	167	
January	215	
February	247	
March	339	
April	355	
May	355	
June	355	

### QUALITY

	Quantity	Base Number	Contract	AT	Region	England
% of FP17s for the same patient ID Re-attending within 3 months - Children	1	22	4.5%	11.3%	11.6%	12.0%
% of FP17s for the same patient ID Re-attending within 3 months - Adults	2	6	33.3%	15.1%	15.9%	16.0%
% of FP17s for the same patient ID Re-attending between 3 & 9 months - Children	9	22	40.9%	57.4%	60.4%	58.0%
% of FP17s for the same patient ID Re-attending between 3 & 9 months - Adults	1	6	16.7%	48.4%	52.3%	50.9%
% of FP17s for Band 1 Urgent Courses	1	18	5.6%	9.6%	9.5%	9.1%
% of FP17s Relating to Free Repair or Replacements	0	18	0.0%	0.7%	0.7%	0.8%
% of FP17s Relating to Continuations	0	18	0.0%	0.8%	1.0%	1.1%
% of Patients satisfied with the dentistry they have received	0	0	N/A	92.9%	91.9%	91.7%
% of Patients satisfied with the time they had to wait for an appointment	0	0	N/A	90.0%	88.0%	88.0%

\* This is based on patients treated on this contract for their most recent course of treatment. Figures in italics indicate the base number of FP17s or Patient Questionnaire responses are less than 100. N/A is shown where the base number of responses is less than 10 during the period. % is calculated as Quantity/Base number\*100

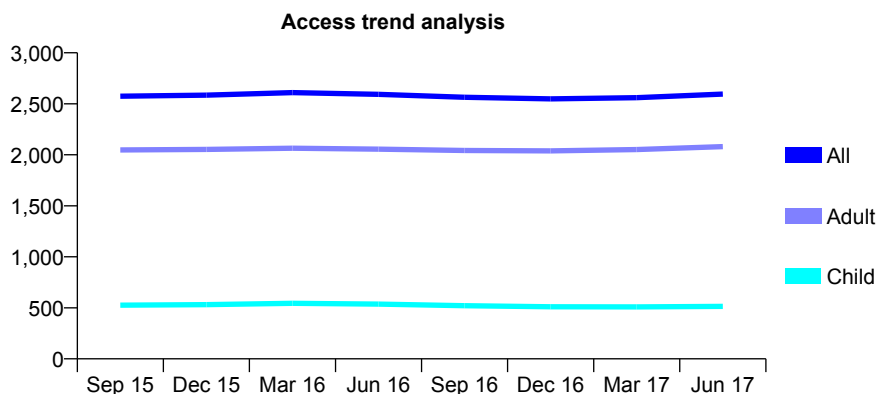
## Q69 - Vital Signs At a Glance Contract Report for 762717/0001 - June 2017

Name or company name	MR R PATEL
Contract type name	GDS Contract
Purpose of contract	General
Contract start date	01/04/2007
Contract end date	

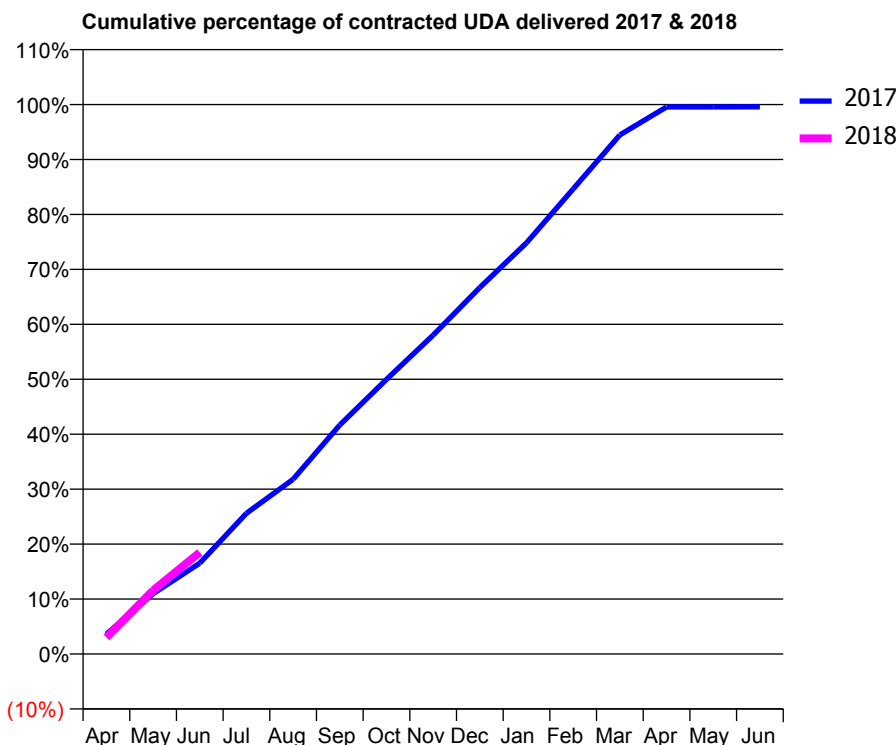
17/18 Contracted general activity (UDA)	7,599
Carry forward general activity (UDA)	0
17/18 Contracted orthodontic activity (UOA)	0
Carry forward orthodontic activity (UOA)	0
Baseline contract value	£165,541.62

### ACCESS\*

Patients seen in 24 months	Total	Change since previous quarter
Quarter ending June 2016	2,593	
Quarter ending September 2016	2,564	↓
Quarter ending December 2016	2,549	→
Quarter ending March 2017	2,560	→
Quarter ending June 2017	2,596	→
<b>Variance since June 2016</b>	<b>0.1%</b>	<b>→</b>



### ACTIVITY



Month	Adjusted Scheduled Activity (UDA)	
	2017	2018
April	276	229
May	835	881
June	1,257	1,406
July	1,946	
August	2,416	
September	3,168	
October	3,799	
November	4,410	
December	5,068	
January	5,686	
February	6,432	
March	7,178	
April	7,565	
May	7,565	
June	7,567	

### QUALITY

	Quantity	Base Number	Contract	AT	Region	England
% of FP17s for the same patient ID Re-attending within 3 months - Children	10	209	4.8%	11.3%	11.6%	12.0%
% of FP17s for the same patient ID Re-attending within 3 months - Adults	128	845	15.1%	15.1%	15.9%	16.0%
% of FP17s for the same patient ID Re-attending between 3 & 9 months - Children	148	209	70.8%	57.4%	60.4%	58.0%
% of FP17s for the same patient ID Re-attending between 3 & 9 months - Adults	577	845	68.3%	48.4%	52.3%	50.9%
% of FP17s for Band 1 Urgent Courses	59	861	6.9%	9.6%	9.5%	9.1%
% of FP17s Relating to Free Repair or Replacements	13	861	1.5%	0.7%	0.7%	0.8%
% of FP17s Relating to Continuations	9	861	1.0%	0.8%	1.0%	1.1%
% of Patients satisfied with the dentistry they have received	3	4	N/A	92.9%	91.9%	91.7%
% of Patients satisfied with the time they had to wait for an appointment	4	4	N/A	90.0%	88.0%	88.0%

\* This is based on patients treated on this contract for their most recent course of treatment. Figures in italics indicate the base number of FP17s or Patient Questionnaire responses are less than 100. N/A is shown where the base number of responses is less than 10 during the period. % is calculated as Quantity/Base number\*100



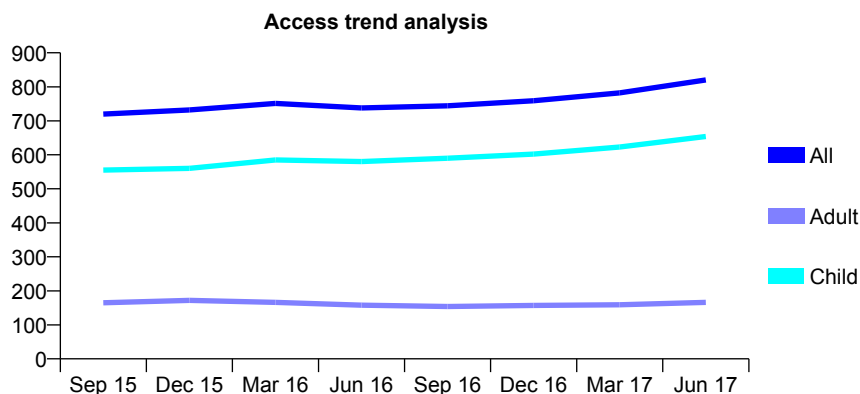
## Q69 - Vital Signs At a Glance Contract Report for 766461/0002 - June 2017

Name or company name	MR J MURUGUPPILLAI
Contract type name	GDS Contract
Purpose of contract	General
Contract start date	30/07/2008
Contract end date	

17/18 Contracted general activity (UDA)	1,226
Carry forward general activity (UDA)	0
17/18 Contracted orthodontic activity (UOA)	0
Carry forward orthodontic activity (UOA)	0
Baseline contract value	£26,368.74

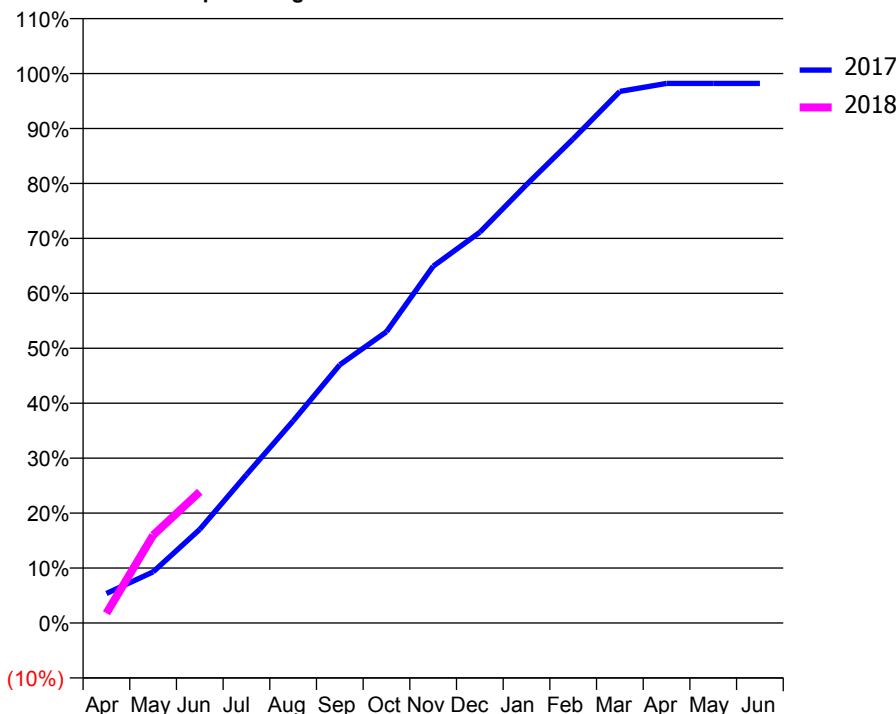
### ACCESS\*

Patients seen in 24 months	Total	Change since previous quarter
Quarter ending June 2016	738	
Quarter ending September 2016	744	→
Quarter ending December 2016	759	↑
Quarter ending March 2017	782	↑
Quarter ending June 2017	820	↑
<b>Variance since June 2016</b>	<b>11.1%</b>	<b>↑</b>



### ACTIVITY

Cumulative percentage of contracted UDA delivered 2017 & 2018



Adjusted Scheduled Activity (UDA)

Month	2017	2018
April	66	22
May	114	196
June	209	293
July	331	
August	451	
September	576	
October	650	
November	796	
December	872	
January	978	
February	1,080	
March	1,186	
April	1,204	
May	1,204	
June	1,204	

### QUALITY

	Quantity	Base Number	Contract	AT	Region	England
% of FP17s for the same patient ID Re-attending within 3 months - Children	4	239	1.7%	11.3%	11.6%	12.0%
% of FP17s for the same patient ID Re-attending within 3 months - Adults	3	36	8.3%	15.1%	15.9%	16.0%
% of FP17s for the same patient ID Re-attending between 3 & 9 months - Children	145	239	60.7%	57.4%	60.4%	58.0%
% of FP17s for the same patient ID Re-attending between 3 & 9 months - Adults	13	36	36.1%	48.4%	52.3%	50.9%
% of FP17s for Band 1 Urgent Courses	0	257	0.0%	9.6%	9.5%	9.1%
% of FP17s Relating to Free Repair or Replacements	0	257	0.0%	0.7%	0.7%	0.8%
% of FP17s Relating to Continuations	0	257	0.0%	0.8%	1.0%	1.1%
% of Patients satisfied with the dentistry they have received	0	0	N/A	92.9%	91.9%	91.7%
% of Patients satisfied with the time they had to wait for an appointment	0	0	N/A	90.0%	88.0%	88.0%

\* This is based on patients treated on this contract for their most recent course of treatment. Figures in italics indicate the base number of FP17s or Patient Questionnaire responses are less than 100. N/A is shown where the base number of responses is less than 10 during the period. % is calculated as Quantity/Base number\*100

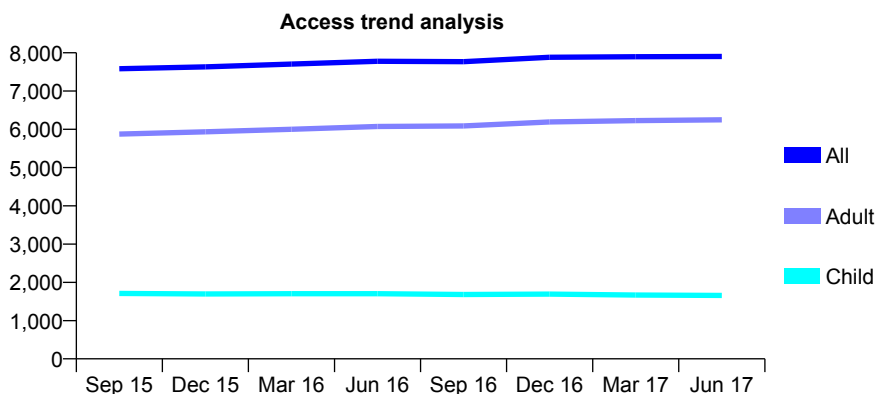
## Q69 - Vital Signs At a Glance Contract Report for 767670/0001 - June 2017

Name or company name	MRS K DOULGERIDOU-KOSTOPOULOU
Contract type name	GDS Contract
Purpose of contract	General
Contract start date	01/04/2006
Contract end date	

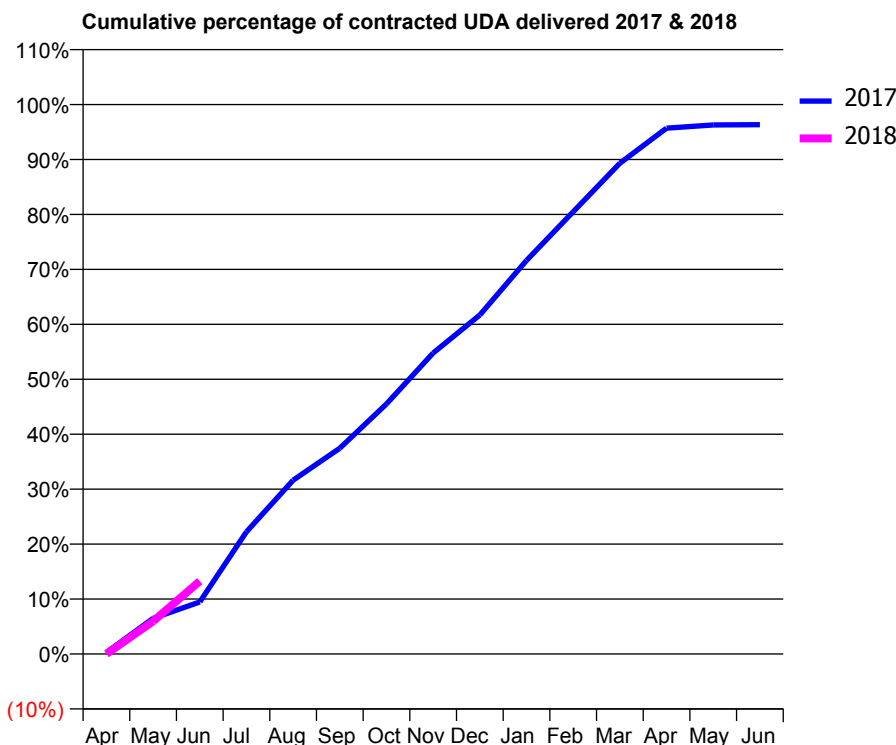
17/18 Contracted general activity (UDA)	24,000
Carry forward general activity (UDA)	0
17/18 Contracted orthodontic activity (UOA)	0
Carry forward orthodontic activity (UOA)	0
Baseline contract value	£519,114.05

### ACCESS\*

Patients seen in 24 months	Total	Change since previous quarter
Quarter ending June 2016	7,778	
Quarter ending September 2016	7,768	→
Quarter ending December 2016	7,883	→
Quarter ending March 2017	7,896	→
Quarter ending June 2017	7,905	→
<b>Variance since June 2016</b>	<b>1.6%</b>	<b>→</b>



### ACTIVITY



Month	Adjusted Scheduled Activity (UDA)	
	2017	2018
April	72	0
May	1,558	1,429
June	2,274	3,185
July	5,341	
August	7,593	
September	8,989	
October	10,925	
November	13,150	
December	14,808	
January	17,193	
February	19,317	
March	21,434	
April	22,967	
May	23,106	
June	23,121	

### QUALITY

	Quantity	Base Number	Contract	AT	Region	England
% of FP17s for the same patient ID Re-attending within 3 months - Children	33	563	5.9%	11.3%	11.6%	12.0%
% of FP17s for the same patient ID Re-attending within 3 months - Adults	239	1,952	12.2%	15.1%	15.9%	16.0%
% of FP17s for the same patient ID Re-attending between 3 & 9 months - Children	338	563	60.0%	57.4%	60.4%	58.0%
% of FP17s for the same patient ID Re-attending between 3 & 9 months - Adults	1,101	1,952	56.4%	48.4%	52.3%	50.9%
% of FP17s for Band 1 Urgent Courses	25	1,801	1.4%	9.6%	9.5%	9.1%
% of FP17s Relating to Free Repair or Replacements	13	1,801	0.7%	0.7%	0.7%	0.8%
% of FP17s Relating to Continuations	19	1,801	1.1%	0.8%	1.0%	1.1%
% of Patients satisfied with the dentistry they have received	19	24	79.2%	92.9%	91.9%	91.7%
% of Patients satisfied with the time they had to wait for an appointment	22	24	91.7%	90.0%	88.0%	88.0%

\* This is based on patients treated on this contract for their most recent course of treatment. Figures in italics indicate the base number of FP17s or Patient Questionnaire responses are less than 100. N/A is shown where the base number of responses is less than 10 during the period. % is calculated as Quantity/Base number\*100

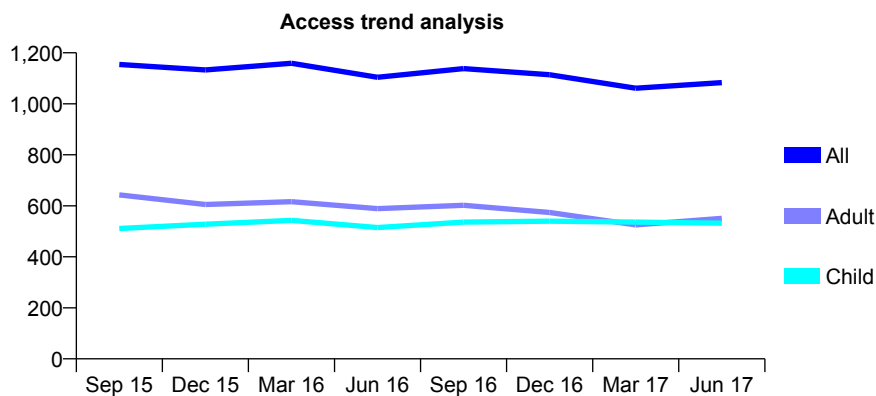
## Q69 - Vital Signs At a Glance Contract Report for 768405/0001 - June 2017

Name or company name	MR H SANDHU
Contract type name	GDS Contract
Purpose of contract	General
Contract start date	01/04/2006
Contract end date	

17/18 Contracted general activity (UDA)	3,000
Carry forward general activity (UDA)	0
17/18 Contracted orthodontic activity (UOA)	0
Carry forward orthodontic activity (UOA)	0
Baseline contract value	£63,670.78

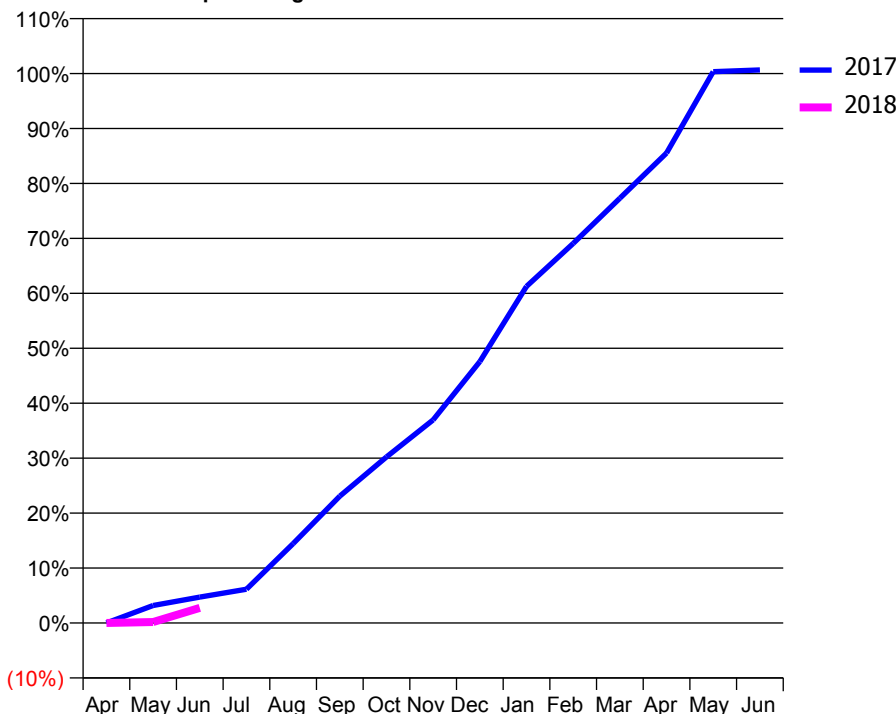
### ACCESS\*

Patients seen in 24 months	Total	Change since previous quarter
Quarter ending June 2016	1,104	
Quarter ending September 2016	1,138	↑
Quarter ending December 2016	1,114	↓
Quarter ending March 2017	1,061	↓
Quarter ending June 2017	1,083	↑
<b>Variance since June 2016</b>	<b>(1.9%)</b>	<b>↓</b>



### ACTIVITY

Cumulative percentage of contracted UDA delivered 2017 & 2018



Adjusted Scheduled Activity (UDA)

Month	2017	2018
April	0	0
May	95	5
June	141	82
July	184	
August	433	
September	693	
October	906	
November	1,109	
December	1,427	
January	1,838	
February	2,072	
March	2,319	
April	2,566	
May	3,010	
June	3,020	

### QUALITY

	Quantity	Base Number	Contract	AT	Region	England
% of FP17s for the same patient ID Re-attending within 3 months - Children	10	140	7.1%	11.3%	11.6%	12.0%
% of FP17s for the same patient ID Re-attending within 3 months - Adults	20	115	17.4%	15.1%	15.9%	16.0%
% of FP17s for the same patient ID Re-attending between 3 & 9 months - Children	61	140	43.6%	57.4%	60.4%	58.0%
% of FP17s for the same patient ID Re-attending between 3 & 9 months - Adults	28	115	24.3%	48.4%	52.3%	50.9%
% of FP17s for Band 1 Urgent Courses	7	44	15.9%	9.6%	9.5%	9.1%
% of FP17s Relating to Free Repair or Replacements	0	44	0.0%	0.7%	0.7%	0.8%
% of FP17s Relating to Continuations	2	44	4.5%	0.8%	1.0%	1.1%
% of Patients satisfied with the dentistry they have received	0	0	N/A	92.9%	91.9%	91.7%
% of Patients satisfied with the time they had to wait for an appointment	0	0	N/A	90.0%	88.0%	88.0%

\* This is based on patients treated on this contract for their most recent course of treatment. Figures in italics indicate the base number of FP17s or Patient Questionnaire responses are less than 100. N/A is shown where the base number of responses is less than 10 during the period. % is calculated as Quantity/Base number\*100

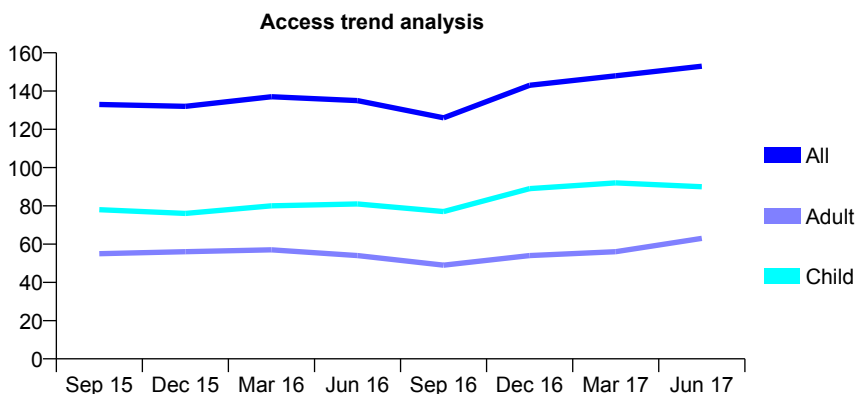
## Q69 - Vital Signs At a Glance Contract Report for 768618/0001 - June 2017

Name or company name	MR PS NAGI
Contract type name	GDS Contract
Purpose of contract	General
Contract start date	05/02/2008
Contract end date	

17/18 Contracted general activity (UDA)	270
Carry forward general activity (UDA)	0
17/18 Contracted orthodontic activity (UOA)	0
Carry forward orthodontic activity (UOA)	0
Baseline contract value	£6,385.07

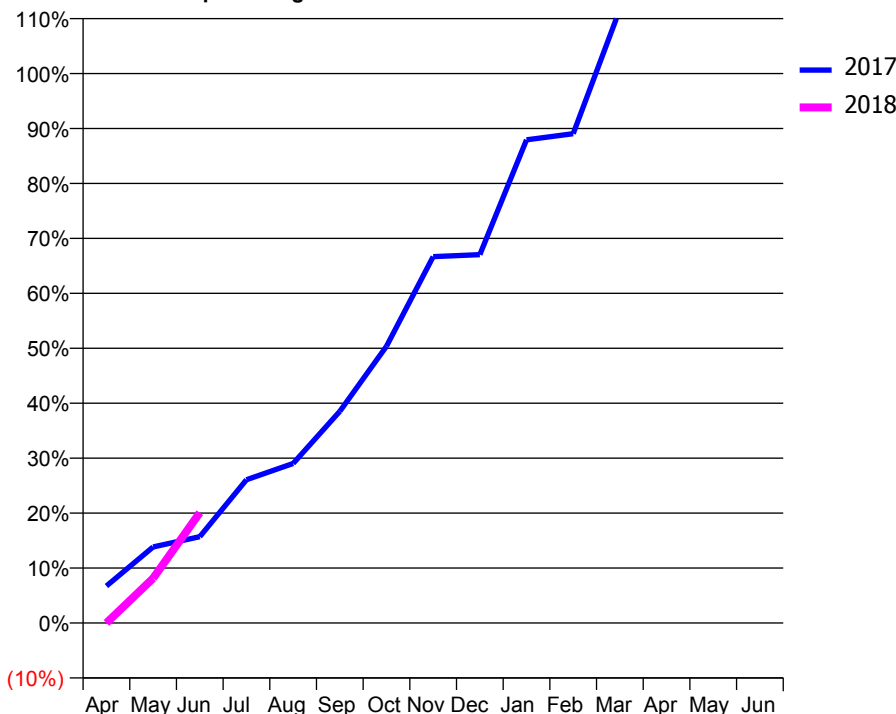
### ACCESS\*

Patients seen in 24 months	Total	Change since previous quarter
Quarter ending June 2016	135	
Quarter ending September 2016	126	↓
Quarter ending December 2016	143	↑
Quarter ending March 2017	148	↑
Quarter ending June 2017	153	↑
<b>Variance since June 2016</b>	<b>13.3%</b>	<b>↑</b>



### ACTIVITY

Cumulative percentage of contracted UDA delivered 2017 & 2018



Adjusted Scheduled Activity (UDA)

Month	2017	2018
April	18	0
May	37	22
June	42	54
July	70	
August	78	
September	104	
October	136	
November	180	
December	181	
January	237	
February	240	
March	301	
April	324	
May	332	
June	334	

### QUALITY

	Quantity	Base Number	Contract	AT	Region	England
% of FP17s for the same patient ID Re-attending within 3 months - Children	7	36	19.4%	11.3%	11.6%	12.0%
% of FP17s for the same patient ID Re-attending within 3 months - Adults	1	14	7.1%	15.1%	15.9%	16.0%
% of FP17s for the same patient ID Re-attending between 3 & 9 months - Children	10	36	27.8%	57.4%	60.4%	58.0%
% of FP17s for the same patient ID Re-attending between 3 & 9 months - Adults	5	14	35.7%	48.4%	52.3%	50.9%
% of FP17s for Band 1 Urgent Courses	1	34	2.9%	9.6%	9.5%	9.1%
% of FP17s Relating to Free Repair or Replacements	0	34	0.0%	0.7%	0.7%	0.8%
% of FP17s Relating to Continuations	0	34	0.0%	0.8%	1.0%	1.1%
% of Patients satisfied with the dentistry they have received	0	0	N/A	92.9%	91.9%	91.7%
% of Patients satisfied with the time they had to wait for an appointment	0	0	N/A	90.0%	88.0%	88.0%

\* This is based on patients treated on this contract for their most recent course of treatment. Figures in italics indicate the base number of FP17s or Patient Questionnaire responses are less than 100. N/A is shown where the base number of responses is less than 10 during the period. % is calculated as Quantity/Base number\*100

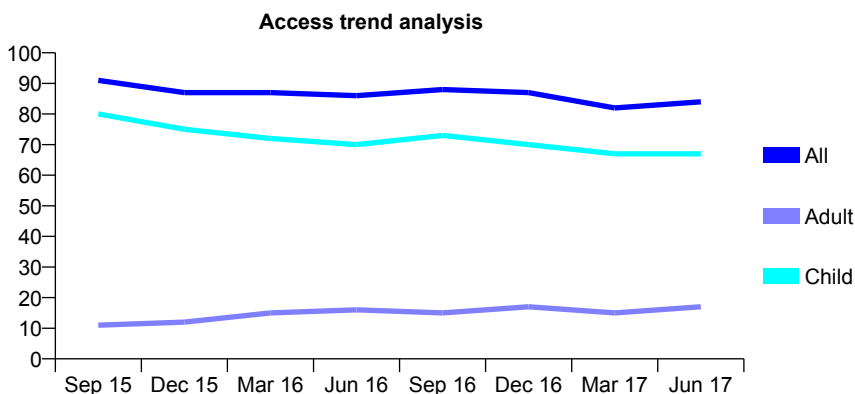
## Q69 - Vital Signs At a Glance Contract Report for 768766/0001 - June 2017

Name or company name	MR S PATEL
Contract type name	GDS Contract
Purpose of contract	General
Contract start date	01/07/2006
Contract end date	

17/18 Contracted general activity (UDA)	190
Carry forward general activity (UDA)	0
17/18 Contracted orthodontic activity (UOA)	0
Carry forward orthodontic activity (UOA)	0
Baseline contract value	£4,492.43

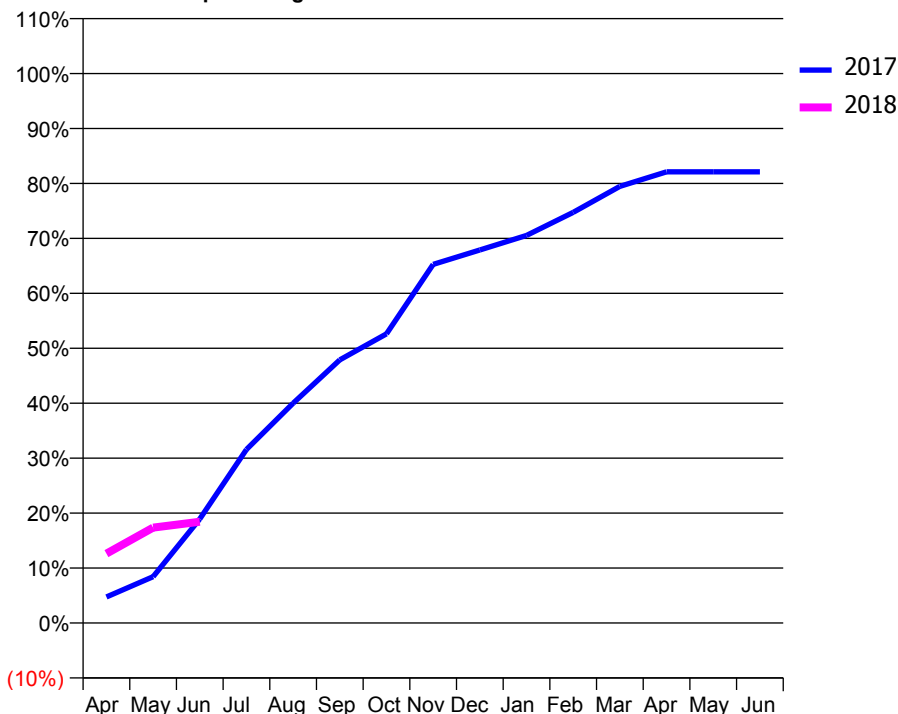
### ACCESS\*

Patients seen in 24 months	Total	Change since previous quarter
Quarter ending June 2016	86	
Quarter ending September 2016	88	↑
Quarter ending December 2016	87	↓
Quarter ending March 2017	82	↓
Quarter ending June 2017	84	↑
<b>Variance since June 2016</b>	<b>(2.3%)</b>	<b>↓</b>



### ACTIVITY

Cumulative percentage of contracted UDA delivered 2017 & 2018



Adjusted Scheduled Activity (UDA)

Month	2017	2018
April	9	24
May	16	33
June	36	35
July	60	
August	76	
September	91	
October	100	
November	124	
December	129	
January	134	
February	142	
March	151	
April	156	
May	156	
June	156	

### QUALITY

	Quantity	Base Number	Contract	AT	Region	England
% of FP17s for the same patient ID Re-attending within 3 months - Children	0	26	0.0%	11.3%	11.6%	12.0%
% of FP17s for the same patient ID Re-attending within 3 months - Adults	0	2	0.0%	15.1%	15.9%	16.0%
% of FP17s for the same patient ID Re-attending between 3 & 9 months - Children	14	26	53.8%	57.4%	60.4%	58.0%
% of FP17s for the same patient ID Re-attending between 3 & 9 months - Adults	1	2	50.0%	48.4%	52.3%	50.9%
% of FP17s for Band 1 Urgent Courses	0	23	0.0%	9.6%	9.5%	9.1%
% of FP17s Relating to Free Repair or Replacements	0	23	0.0%	0.7%	0.7%	0.8%
% of FP17s Relating to Continuations	0	23	0.0%	0.8%	1.0%	1.1%
% of Patients satisfied with the dentistry they have received	0	0	N/A	92.9%	91.9%	91.7%
% of Patients satisfied with the time they had to wait for an appointment	0	0	N/A	90.0%	88.0%	88.0%

\* This is based on patients treated on this contract for their most recent course of treatment. Figures in italics indicate the base number of FP17s or Patient Questionnaire responses are less than 100. N/A is shown where the base number of responses is less than 10 during the period. % is calculated as Quantity/Base number\*100

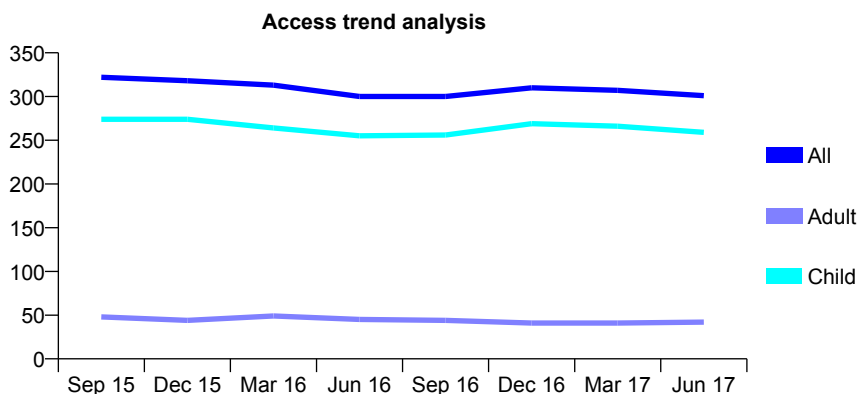
## Q69 - Vital Signs At a Glance Contract Report for 772909/0001 - June 2017

Name or company name	MR JS JUGDEV
Contract type name	GDS Contract
Purpose of contract	General
Contract start date	01/02/2008
Contract end date	

17/18 Contracted general activity (UDA)	649
Carry forward general activity (UDA)	0
17/18 Contracted orthodontic activity (UOA)	0
Carry forward orthodontic activity (UOA)	0
Baseline contract value	£15,148.84

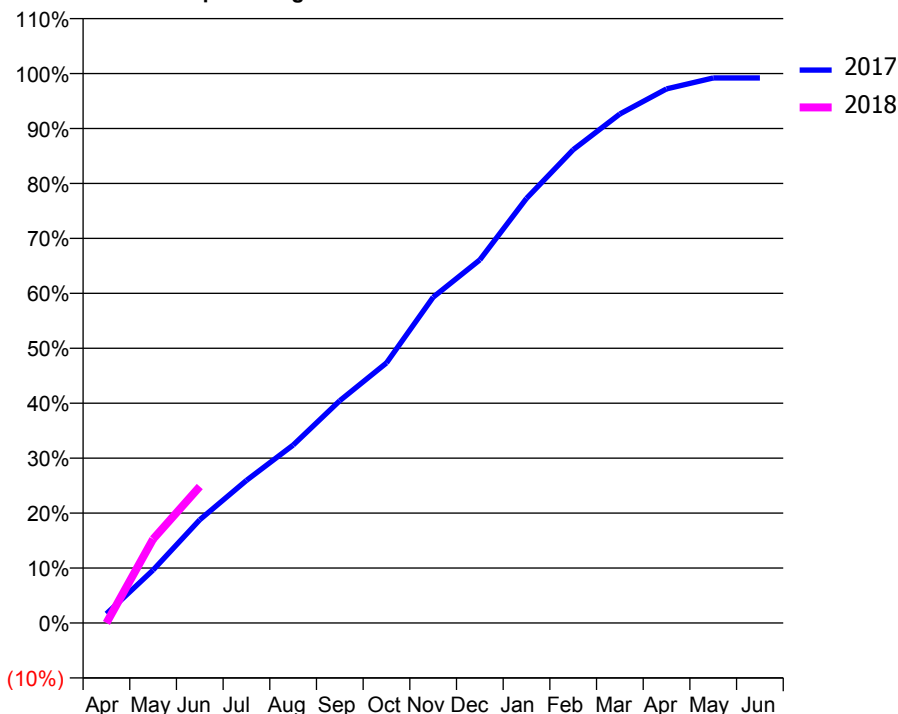
### ACCESS\*

Patients seen in 24 months	Total	Change since previous quarter
Quarter ending June 2016	300	
Quarter ending September 2016	300	→
Quarter ending December 2016	310	↑
Quarter ending March 2017	307	→
Quarter ending June 2017	301	↓
<b>Variance since June 2016</b>	<b>0.3%</b>	<b>→</b>



### ACTIVITY

Cumulative percentage of contracted UDA delivered 2017 & 2018



Adjusted Scheduled Activity (UDA)

Month	2017	2018
April	11	0
May	63	99
June	122	161
July	168	
August	210	
September	263	
October	307	
November	385	
December	429	
January	502	
February	559	
March	601	
April	631	
May	644	
June	644	

### QUALITY

	Quantity	Base Number	Contract	AT	Region	England
% of FP17s for the same patient ID Re-attending within 3 months - Children	6	137	4.4%	11.3%	11.6%	12.0%
% of FP17s for the same patient ID Re-attending within 3 months - Adults	0	8	0.0%	15.1%	15.9%	16.0%
% of FP17s for the same patient ID Re-attending between 3 & 9 months - Children	102	137	74.5%	57.4%	60.4%	58.0%
% of FP17s for the same patient ID Re-attending between 3 & 9 months - Adults	8	8	100.0%	48.4%	52.3%	50.9%
% of FP17s for Band 1 Urgent Courses	1	113	0.9%	9.6%	9.5%	9.1%
% of FP17s Relating to Free Repair or Replacements	0	113	0.0%	0.7%	0.7%	0.8%
% of FP17s Relating to Continuations	0	113	0.0%	0.8%	1.0%	1.1%
% of Patients satisfied with the dentistry they have received	0	0	N/A	92.9%	91.9%	91.7%
% of Patients satisfied with the time they had to wait for an appointment	0	0	N/A	90.0%	88.0%	88.0%

\* This is based on patients treated on this contract for their most recent course of treatment. Figures in italics indicate the base number of FP17s or Patient Questionnaire responses are less than 100. N/A is shown where the base number of responses is less than 10 during the period. % is calculated as Quantity/Base number\*100

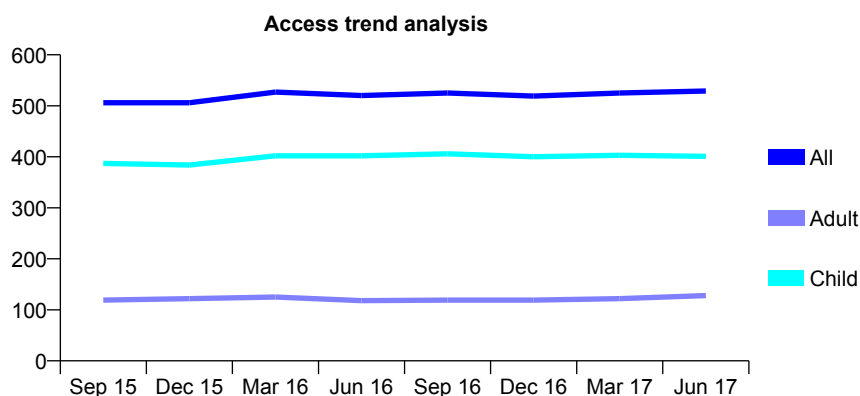
## Q69 - Vital Signs At a Glance Contract Report for 783463/0001 - June 2017

Name or company name	MR SP DAHLMAN
Contract type name	GDS Contract
Purpose of contract	General
Contract start date	01/04/2006
Contract end date	

17/18 Contracted general activity (UDA)	700
Carry forward general activity (UDA)	0
17/18 Contracted orthodontic activity (UOA)	0
Carry forward orthodontic activity (UOA)	0
Baseline contract value	£16,551.04

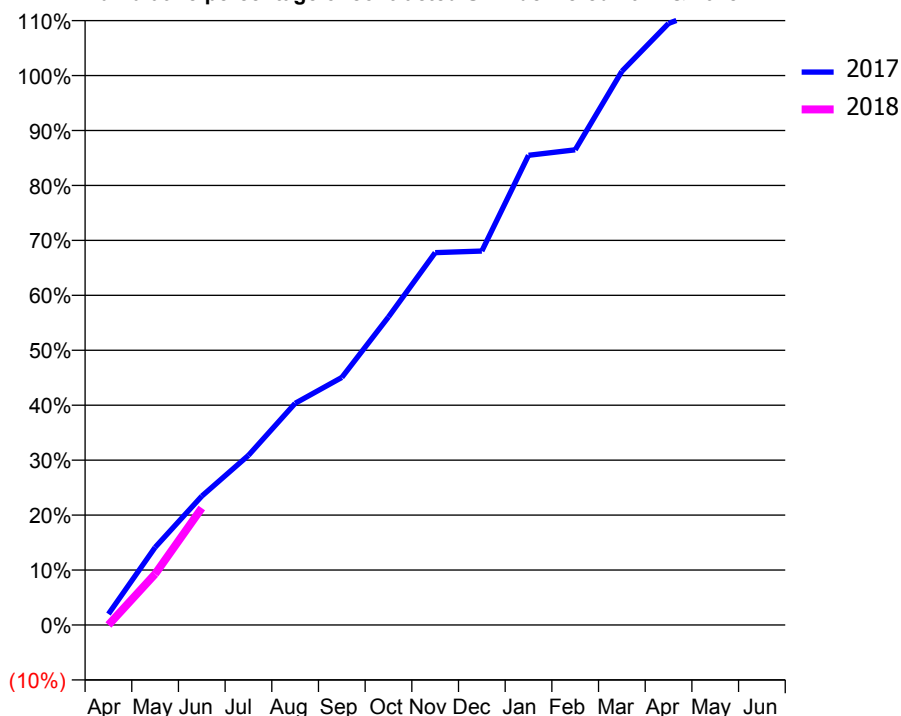
### ACCESS\*

Patients seen in 24 months	Total	Change since previous quarter
Quarter ending June 2016	520	
Quarter ending September 2016	525	→
Quarter ending December 2016	519	↓
Quarter ending March 2017	525	→
Quarter ending June 2017	529	→
<b>Variance since June 2016</b>	<b>1.7%</b>	<b>→</b>



### ACTIVITY

**Cumulative percentage of contracted UDA delivered 2017 & 2018**



**Adjusted Scheduled Activity (UDA)**

Month	2017	2018
April	14	0
May	99	65
June	164	149
July	216	
August	282	
September	315	
October	392	
November	474	
December	476	
January	598	
February	605	
March	705	
April	766	
May	788	
June	788	

### QUALITY

	Quantity	Base Number	Contract	AT	Region	England
% of FP17s for the same patient ID Re-attending within 3 months - Children	5	142	3.5%	11.3%	11.6%	12.0%
% of FP17s for the same patient ID Re-attending within 3 months - Adults	2	19	<i>10.5%</i>	15.1%	15.9%	16.0%
% of FP17s for the same patient ID Re-attending between 3 & 9 months - Children	75	142	52.8%	57.4%	60.4%	58.0%
% of FP17s for the same patient ID Re-attending between 3 & 9 months - Adults	5	19	26.3%	48.4%	52.3%	50.9%
% of FP17s for Band 1 Urgent Courses	0	113	0.0%	9.6%	9.5%	9.1%
% of FP17s Relating to Free Repair or Replacements	0	113	0.0%	0.7%	0.7%	0.8%
% of FP17s Relating to Continuations	0	113	0.0%	0.8%	1.0%	1.1%
% of Patients satisfied with the dentistry they have received	1	2	N/A	92.9%	91.9%	91.7%
% of Patients satisfied with the time they had to wait for an appointment	2	2	N/A	90.0%	88.0%	88.0%

\* This is based on patients treated on this contract for their most recent course of treatment. Figures in italics indicate the base number of FP17s or Patient Questionnaire responses are less than 100. N/A is shown where the base number of responses is less than 10 during the period. % is calculated as Quantity/Base number\*100

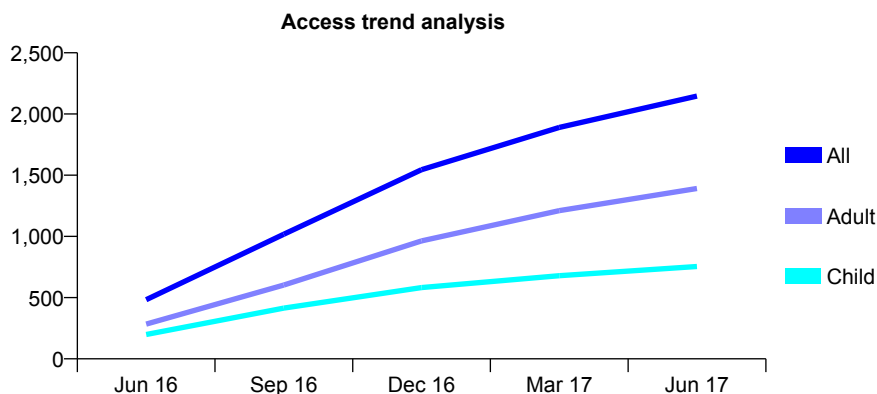
## Q69 - Vital Signs At a Glance Contract Report for 788236/0001 - June 2017

Name or company name	MR N SHAH
Contract type name	GDS Contract
Purpose of contract	General
Contract start date	01/11/2015
Contract end date	

17/18 Contracted general activity (UDA)	6,219
Carry forward general activity (UDA)	0
17/18 Contracted orthodontic activity (UOA)	0
Carry forward orthodontic activity (UOA)	0
Baseline contract value	£135,339.28

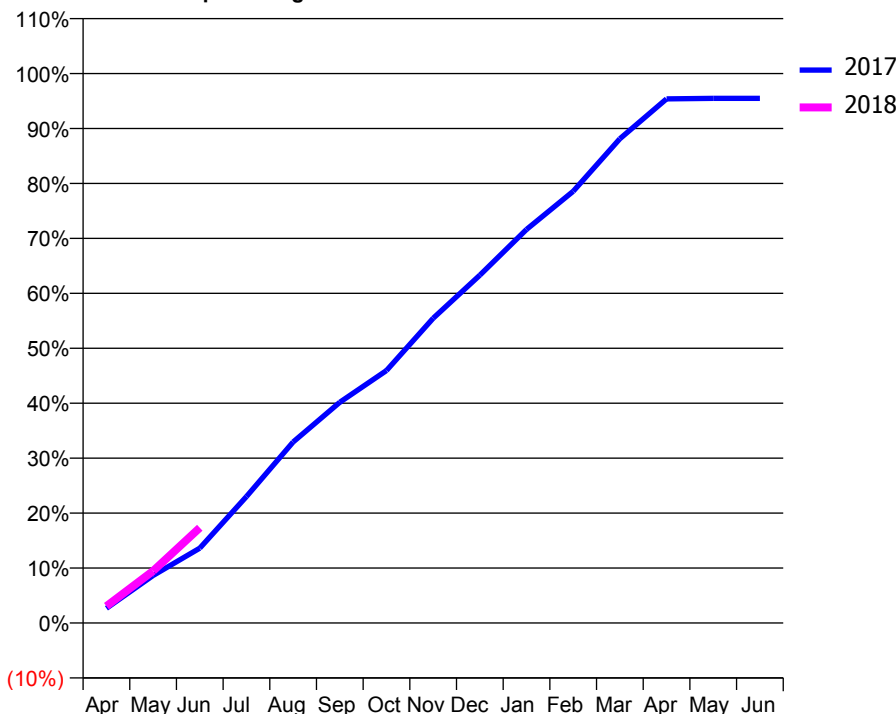
### ACCESS\*

Patients seen in 24 months	Total	Change since previous quarter
Quarter ending June 2016	483	
Quarter ending September 2016	1,018	↑
Quarter ending December 2016	1,545	↑
Quarter ending March 2017	1,890	↑
Quarter ending June 2017	2,146	↑
<b>Variance since June 2016</b>	<b>344.3%</b>	<b>↑</b>



### ACTIVITY

Cumulative percentage of contracted UDA delivered 2017 & 2018



Month	Adjusted Scheduled Activity (UDA)	
	2017	2018
April	173	191
May	560	589
June	882	1,079
July	1,489	
August	2,130	
September	2,599	
October	2,972	
November	3,588	
December	4,095	
January	4,633	
February	5,081	
March	5,701	
April	6,169	
May	6,175	
June	6,175	

### QUALITY

	Quantity	Base Number	Contract	AT	Region	England
% of FP17s for the same patient ID Re-attending within 3 months - Children	21	292	7.2%	11.3%	11.6%	12.0%
% of FP17s for the same patient ID Re-attending within 3 months - Adults	91	479	19.0%	15.1%	15.9%	16.0%
% of FP17s for the same patient ID Re-attending between 3 & 9 months - Children	121	292	41.4%	57.4%	60.4%	58.0%
% of FP17s for the same patient ID Re-attending between 3 & 9 months - Adults	140	479	29.2%	48.4%	52.3%	50.9%
% of FP17s for Band 1 Urgent Courses	94	589	16.0%	9.6%	9.5%	9.1%
% of FP17s Relating to Free Repair or Replacements	1	589	0.2%	0.7%	0.7%	0.8%
% of FP17s Relating to Continuations	4	589	0.7%	0.8%	1.0%	1.1%
% of Patients satisfied with the dentistry they have received	7	9	N/A	92.9%	91.9%	91.7%
% of Patients satisfied with the time they had to wait for an appointment	7	9	N/A	90.0%	88.0%	88.0%

\* This is based on patients treated on this contract for their most recent course of treatment. Figures in italics indicate the base number of FP17s or Patient Questionnaire responses are less than 100. N/A is shown where the base number of responses is less than 10 during the period. % is calculated as Quantity/Base number\*100



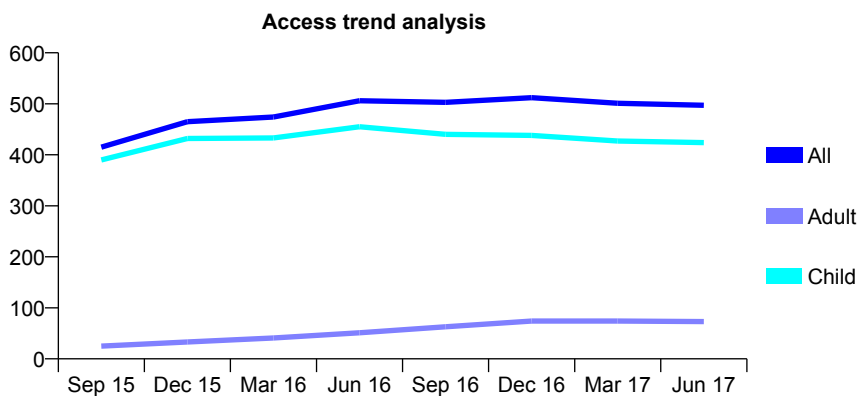
## Q69 - Vital Signs At a Glance Contract Report for 789224/0001 - June 2017

Name or company name	MR SM MUGHAL
Contract type name	GDS Contract
Purpose of contract	General
Contract start date	01/01/2015
Contract end date	

17/18 Contracted general activity (UDA)	986
Carry forward general activity (UDA)	0
17/18 Contracted orthodontic activity (UOA)	0
Carry forward orthodontic activity (UOA)	0
Baseline contract value	£21,357.14

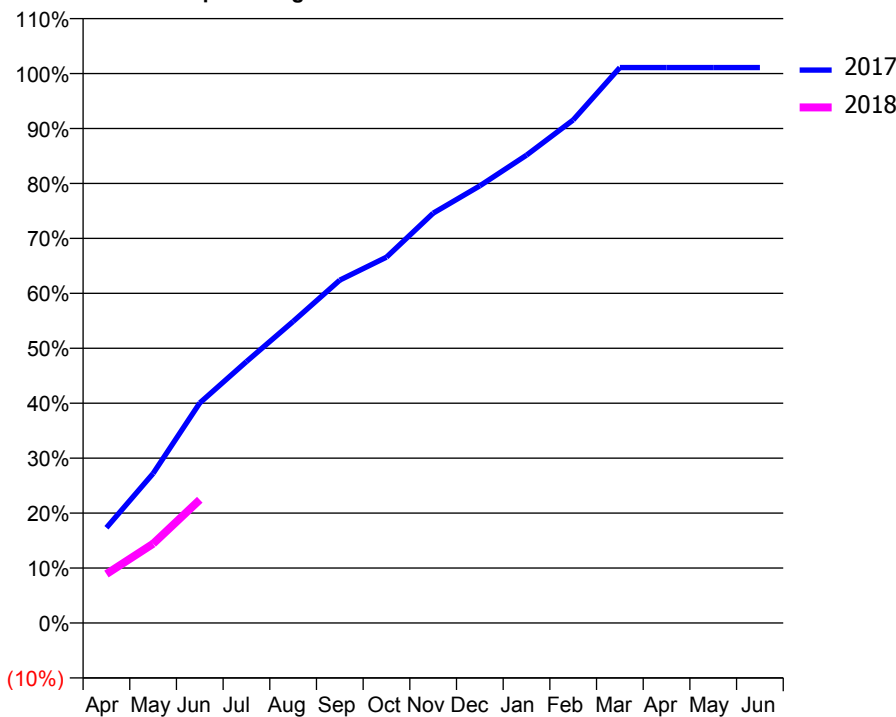
### ACCESS\*

Patients seen in 24 months	Total	Change since previous quarter
Quarter ending June 2016	506	
Quarter ending September 2016	503	→
Quarter ending December 2016	512	→
Quarter ending March 2017	501	↓
Quarter ending June 2017	497	→
<b>Variance since June 2016</b>	<b>(1.8%)</b>	<b>↓</b>



### ACTIVITY

Cumulative percentage of contracted UDA delivered 2017 & 2018



Adjusted Scheduled Activity (UDA)

Month	2017	2018
April	171	88
May	268	142
June	395	221
July	469	
August	541	
September	615	
October	656	
November	735	
December	784	
January	839	
February	903	
March	997	
April	997	
May	997	
June	997	

### QUALITY

	Quantity	Base Number	Contract	AT	Region	England
% of FP17s for the same patient ID Re-attending within 3 months - Children	4	172	2.3%	11.3%	11.6%	12.0%
% of FP17s for the same patient ID Re-attending within 3 months - Adults	1	11	9.1%	15.1%	15.9%	16.0%
% of FP17s for the same patient ID Re-attending between 3 & 9 months - Children	100	172	58.1%	57.4%	60.4%	58.0%
% of FP17s for the same patient ID Re-attending between 3 & 9 months - Adults	7	11	63.6%	48.4%	52.3%	50.9%
% of FP17s for Band 1 Urgent Courses	1	183	0.5%	9.6%	9.5%	9.1%
% of FP17s Relating to Free Repair or Replacements	0	183	0.0%	0.7%	0.7%	0.8%
% of FP17s Relating to Continuations	0	183	0.0%	0.8%	1.0%	1.1%
% of Patients satisfied with the dentistry they have received	0	0	N/A	92.9%	91.9%	91.7%
% of Patients satisfied with the time they had to wait for an appointment	0	0	N/A	90.0%	88.0%	88.0%

\* This is based on patients treated on this contract for their most recent course of treatment. Figures in italics indicate the base number of FP17s or Patient Questionnaire responses are less than 100. N/A is shown where the base number of responses is less than 10 during the period. % is calculated as Quantity/Base number\*100

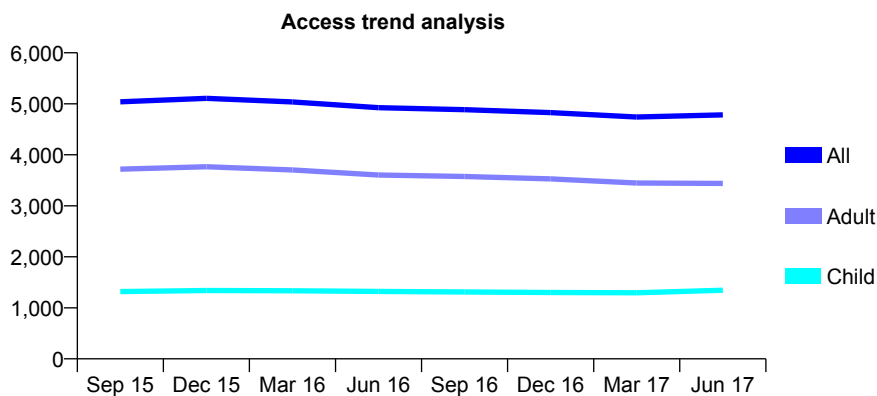
## Q69 - Vital Signs At a Glance Contract Report for 789429/0001 - June 2017

Name or company name	MRS A SIDHU
Contract type name	GDS Contract
Purpose of contract	General
Contract start date	01/06/2009
Contract end date	

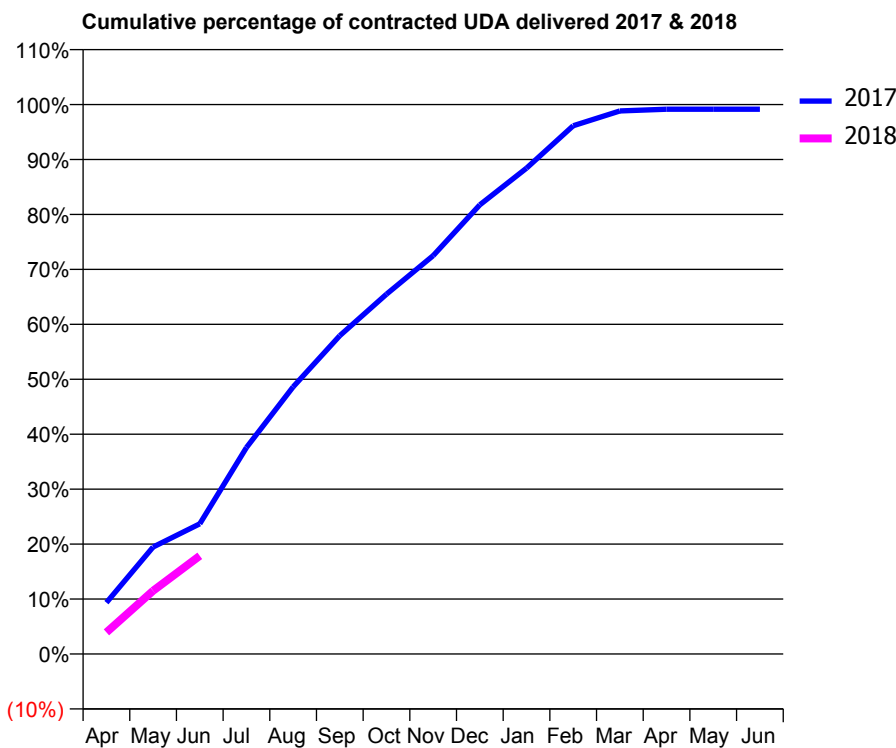
17/18 Contracted general activity (UDA)	14,000
Carry forward general activity (UDA)	0
17/18 Contracted orthodontic activity (UOA)	0
Carry forward orthodontic activity (UOA)	0
Baseline contract value	£346,778.99

### ACCESS\*

Patients seen in 24 months	Total	Change since previous quarter
Quarter ending June 2016	4,925	
Quarter ending September 2016	4,886	→
Quarter ending December 2016	4,828	↓
Quarter ending March 2017	4,742	↓
Quarter ending June 2017	4,783	→
<b>Variance since June 2016</b>	<b>(2.9%)</b>	<b>↓</b>



### ACTIVITY



Month	Adjusted Scheduled Activity (UDA)	
	2017	2018
April	1,362	553
May	2,835	1,614
June	3,450	2,501
July	5,470	
August	7,079	
September	8,435	
October	9,536	
November	10,557	
December	11,901	
January	12,873	
February	13,999	
March	14,388	
April	14,437	
May	14,437	
June	14,437	

### QUALITY

	Quantity	Base Number	Contract	AT	Region	England
% of FP17s for the same patient ID Re-attending within 3 months - Children	29	472	6.1%	11.3%	11.6%	12.0%
% of FP17s for the same patient ID Re-attending within 3 months - Adults	94	811	11.6%	15.1%	15.9%	16.0%
% of FP17s for the same patient ID Re-attending between 3 & 9 months - Children	231	472	48.9%	57.4%	60.4%	58.0%
% of FP17s for the same patient ID Re-attending between 3 & 9 months - Adults	402	811	49.6%	48.4%	52.3%	50.9%
% of FP17s for Band 1 Urgent Courses	127	1,249	10.2%	9.6%	9.5%	9.1%
% of FP17s Relating to Free Repair or Replacements	9	1,249	0.7%	0.7%	0.7%	0.8%
% of FP17s Relating to Continuations	20	1,249	1.6%	0.8%	1.0%	1.1%
% of Patients satisfied with the dentistry they have received	16	17	94.1%	92.9%	91.9%	91.7%
% of Patients satisfied with the time they had to wait for an appointment	15	17	88.2%	90.0%	88.0%	88.0%

\* This is based on patients treated on this contract for their most recent course of treatment. Figures in italics indicate the base number of FP17s or Patient Questionnaire responses are less than 100. N/A is shown where the base number of responses is less than 10 during the period. % is calculated as Quantity/Base number\*100

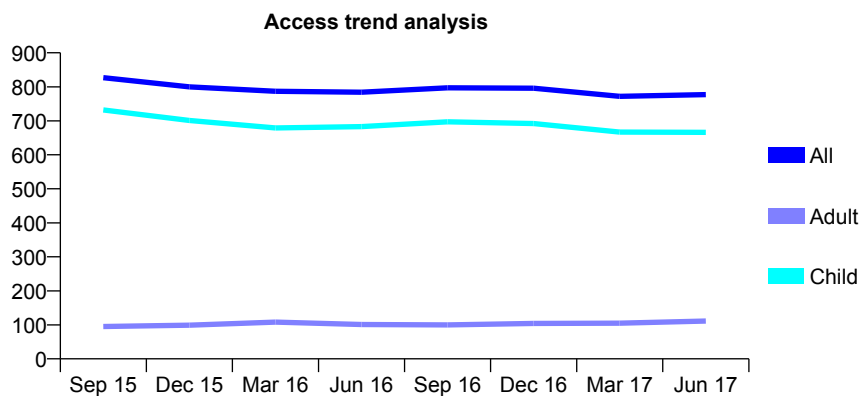
## Q69 - Vital Signs At a Glance Contract Report for 810282/0001 - June 2017

Name or company name	MR CJ MORRELL
Contract type name	GDS Contract
Purpose of contract	General
Contract start date	01/04/2006
Contract end date	

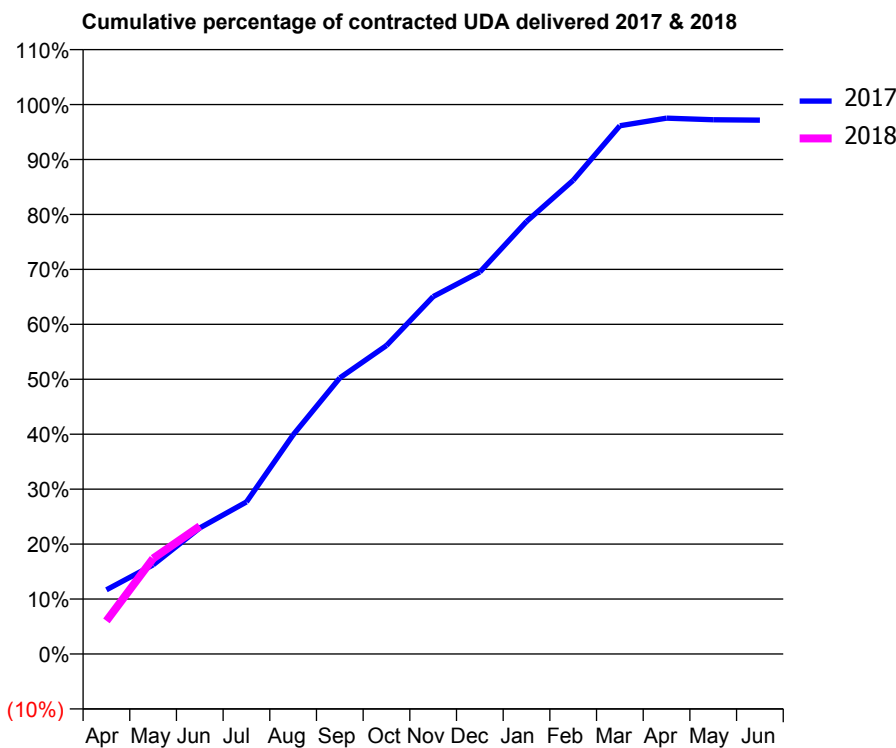
17/18 Contracted general activity (UDA)	1,100
Carry forward general activity (UDA)	0
17/18 Contracted orthodontic activity (UOA)	0
Carry forward orthodontic activity (UOA)	0
Baseline contract value	£21,291.44

### ACCESS\*

Patients seen in 24 months	Total	Change since previous quarter
Quarter ending June 2016	784	
Quarter ending September 2016	797	→
Quarter ending December 2016	796	→
Quarter ending March 2017	772	↓
Quarter ending June 2017	777	→
<b>Variance since June 2016</b>	<b>(0.9%)</b>	<b>→</b>



### ACTIVITY



Month	Adjusted Scheduled Activity (UDA)	
	2017	2018
April	128	66
May	178	191
June	252	256
July	304	
August	439	
September	553	
October	618	
November	716	
December	765	
January	866	
February	948	
March	1,058	
April	1,073	
May	1,070	
June	1,069	

### QUALITY

	Quantity	Base Number	Contract	AT	Region	England
% of FP17s for the same patient ID Re-attending within 3 months - Children	7	210	3.3%	11.3%	11.6%	12.0%
% of FP17s for the same patient ID Re-attending within 3 months - Adults	2	13	15.4%	15.1%	15.9%	16.0%
% of FP17s for the same patient ID Re-attending between 3 & 9 months - Children	100	210	47.6%	57.4%	60.4%	58.0%
% of FP17s for the same patient ID Re-attending between 3 & 9 months - Adults	6	13	46.2%	48.4%	52.3%	50.9%
% of FP17s for Band 1 Urgent Courses	9	212	4.2%	9.6%	9.5%	9.1%
% of FP17s Relating to Free Repair or Replacements	0	212	0.0%	0.7%	0.7%	0.8%
% of FP17s Relating to Continuations	0	212	0.0%	0.8%	1.0%	1.1%
% of Patients satisfied with the dentistry they have received	1	1	N/A	92.9%	91.9%	91.7%
% of Patients satisfied with the time they had to wait for an appointment	1	1	N/A	90.0%	88.0%	88.0%

\* This is based on patients treated on this contract for their most recent course of treatment. Figures in italics indicate the base number of FP17s or Patient Questionnaire responses are less than 100. N/A is shown where the base number of responses is less than 10 during the period. % is calculated as Quantity/Base number\*100

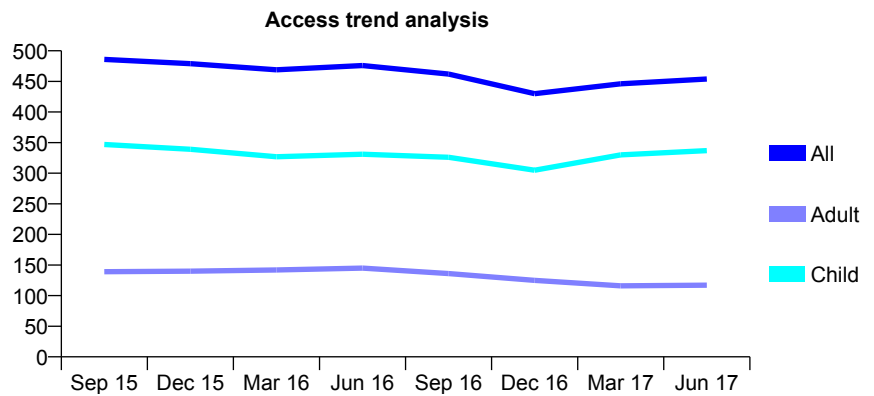
## Q69 - Vital Signs At a Glance Contract Report for 811769/0001 - June 2017

Name or company name	MR PP BRODIE
Contract type name	GDS Contract
Purpose of contract	General
Contract start date	01/04/2006
Contract end date	

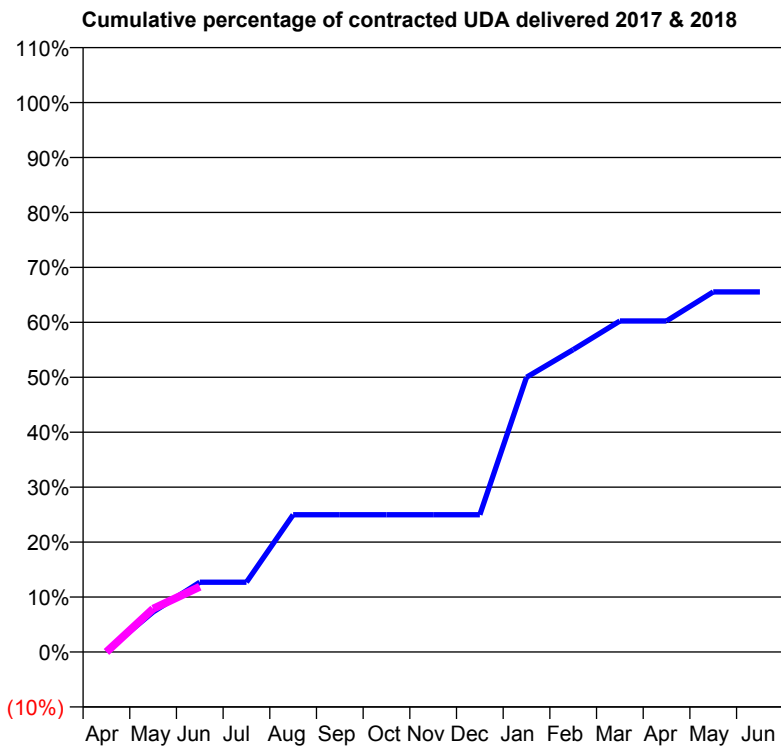
17/18 Contracted general activity (UDA)	1,500
Carry forward general activity (UDA)	0
17/18 Contracted orthodontic activity (UOA)	0
Carry forward orthodontic activity (UOA)	0
Baseline contract value	£35,467.27

### ACCESS\*

Patients seen in 24 months	Total	Change since previous quarter
Quarter ending June 2016	476	
Quarter ending September 2016	462	↓
Quarter ending December 2016	430	↓
Quarter ending March 2017	446	↑
Quarter ending June 2017	454	→
<b>Variance since June 2016</b>	<b>(4.6%)</b>	<b>↓</b>



### ACTIVITY



Month	Adjusted Scheduled Activity (UDA)	
	2017	2018
April	2	0
May	109	118
June	190	178
July	190	
August	375	
September	375	
October	375	
November	375	
December	375	
January	750	
February	825	
March	904	
April	904	
May	983	
June	983	

### QUALITY

	Quantity	Base Number	Contract	AT	Region	England
% of FP17s for the same patient ID Re-attending within 3 months - Children	6	137	4.4%	11.3%	11.6%	12.0%
% of FP17s for the same patient ID Re-attending within 3 months - Adults	3	24	12.5%	15.1%	15.9%	16.0%
% of FP17s for the same patient ID Re-attending between 3 & 9 months - Children	93	137	67.9%	57.4%	60.4%	58.0%
% of FP17s for the same patient ID Re-attending between 3 & 9 months - Adults	13	24	54.2%	48.4%	52.3%	50.9%
% of FP17s for Band 1 Urgent Courses	1	108	0.9%	9.6%	9.5%	9.1%
% of FP17s Relating to Free Repair or Replacements	0	108	0.0%	0.7%	0.7%	0.8%
% of FP17s Relating to Continuations	0	108	0.0%	0.8%	1.0%	1.1%
% of Patients satisfied with the dentistry they have received	1	1	N/A	92.9%	91.9%	91.7%
% of Patients satisfied with the time they had to wait for an appointment	1	1	N/A	90.0%	88.0%	88.0%

\* This is based on patients treated on this contract for their most recent course of treatment. Figures in italics indicate the base number of FP17s or Patient Questionnaire responses are less than 100. N/A is shown where the base number of responses is less than 10 during the period. % is calculated as Quantity/Base number\*100

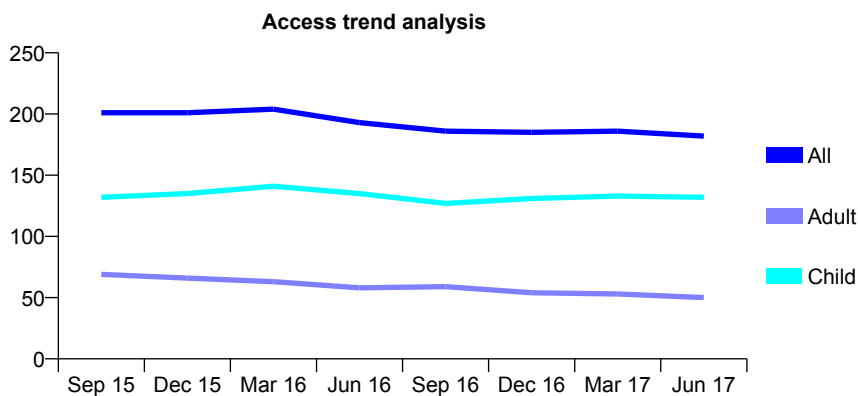
## Q69 - Vital Signs At a Glance Contract Report for 812757/0001 - June 2017

Name or company name	MR C HURST
Contract type name	GDS Contract
Purpose of contract	General
Contract start date	01/04/2006
Contract end date	

17/18 Contracted general activity (UDA)	500
Carry forward general activity (UDA)	0
17/18 Contracted orthodontic activity (UOA)	0
Carry forward orthodontic activity (UOA)	0
Baseline contract value	£11,819.09

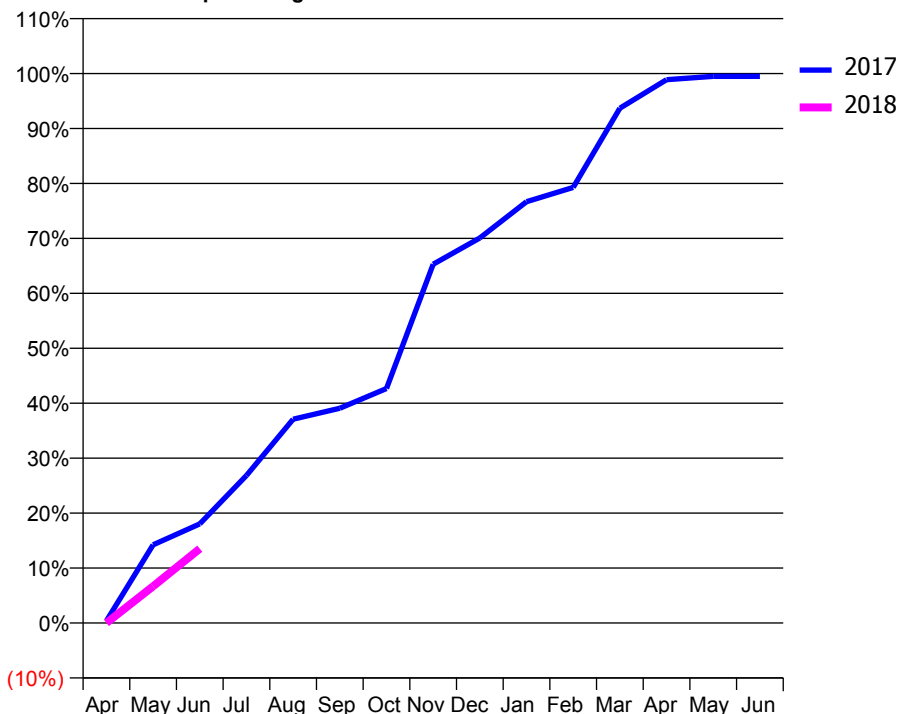
### ACCESS\*

Patients seen in 24 months	Total	Change since previous quarter
Quarter ending June 2016	193	
Quarter ending September 2016	186	↓
Quarter ending December 2016	185	→
Quarter ending March 2017	186	→
Quarter ending June 2017	182	↓
<b>Variance since June 2016</b>	<b>(5.7%)</b>	<b>↓</b>



### ACTIVITY

Cumulative percentage of contracted UDA delivered 2017 & 2018



Month	Adjusted Scheduled Activity (UDA)	
	2017	2018
April	2	0
May	71	33
June	90	68
July	134	
August	185	
September	195	
October	213	
November	326	
December	350	
January	383	
February	396	
March	468	
April	494	
May	497	
June	497	

### QUALITY

	Quantity	Base Number	Contract	AT	Region	England
% of FP17s for the same patient ID Re-attending within 3 months - Children	5	38	13.2%	11.3%	11.6%	12.0%
% of FP17s for the same patient ID Re-attending within 3 months - Adults	7	16	43.8%	15.1%	15.9%	16.0%
% of FP17s for the same patient ID Re-attending between 3 & 9 months - Children	23	38	60.5%	57.4%	60.4%	58.0%
% of FP17s for the same patient ID Re-attending between 3 & 9 months - Adults	6	16	37.5%	48.4%	52.3%	50.9%
% of FP17s for Band 1 Urgent Courses	3	43	7.0%	9.6%	9.5%	9.1%
% of FP17s Relating to Free Repair or Replacements	0	43	0.0%	0.7%	0.7%	0.8%
% of FP17s Relating to Continuations	2	43	4.7%	0.8%	1.0%	1.1%
% of Patients satisfied with the dentistry they have received	0	0	N/A	92.9%	91.9%	91.7%
% of Patients satisfied with the time they had to wait for an appointment	0	0	N/A	90.0%	88.0%	88.0%

\* This is based on patients treated on this contract for their most recent course of treatment. Figures in italics indicate the base number of FP17s or Patient Questionnaire responses are less than 100. N/A is shown where the base number of responses is less than 10 during the period. % is calculated as Quantity/Base number\*100

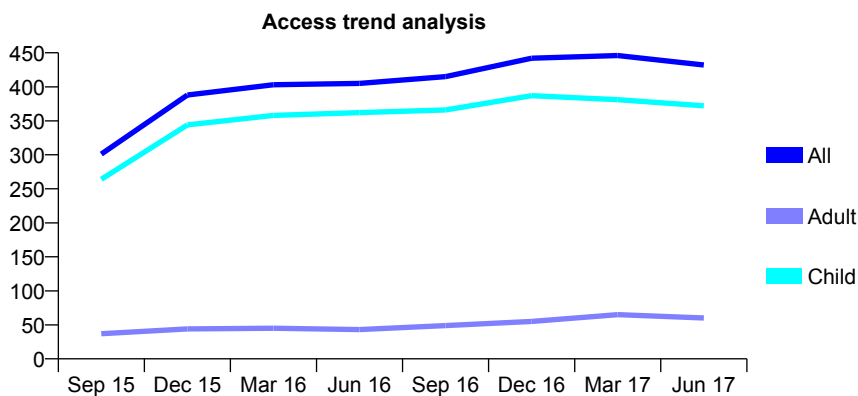
## Q69 - Vital Signs At a Glance Contract Report for 815039/0001 - June 2017

Name or company name	MR PC BRASH
Contract type name	GDS Contract
Purpose of contract	General
Contract start date	01/04/2006
Contract end date	

17/18 Contracted general activity (UDA)	760
Carry forward general activity (UDA)	0
17/18 Contracted orthodontic activity (UOA)	0
Carry forward orthodontic activity (UOA)	0
Baseline contract value	£20,024.25

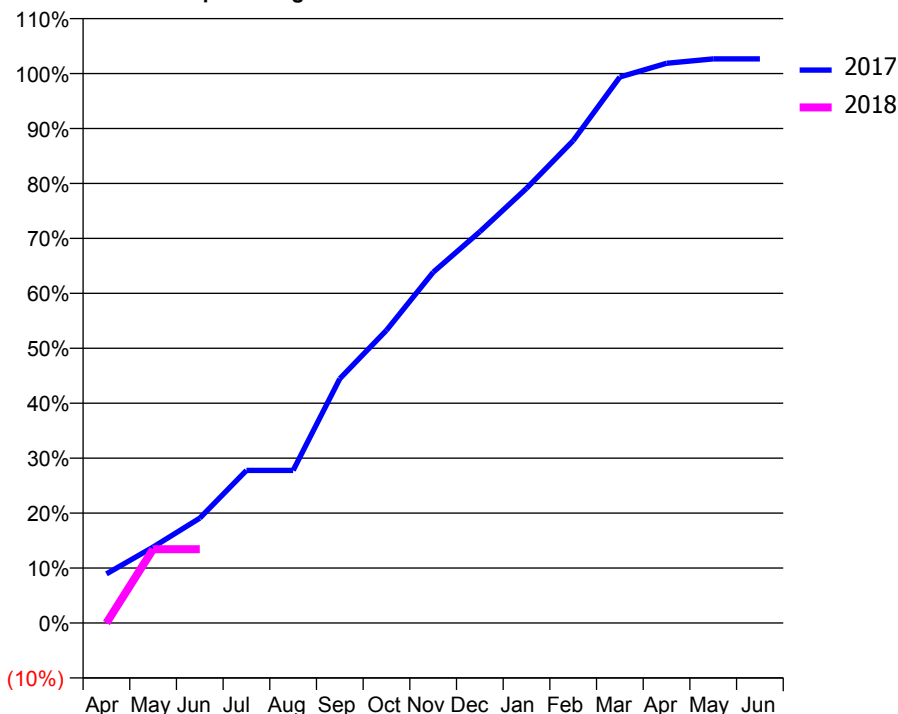
### ACCESS\*

Patients seen in 24 months	Total	Change since previous quarter
Quarter ending June 2016	405	
Quarter ending September 2016	415	↑
Quarter ending December 2016	442	↑
Quarter ending March 2017	446	→
Quarter ending June 2017	432	↓
<b>Variance since June 2016</b>	<b>6.7%</b>	<b>↑</b>



### ACTIVITY

Cumulative percentage of contracted UDA delivered 2017 & 2018



Adjusted Scheduled Activity (UDA)

Month	2017	2018
April	68	0
May	105	102
June	145	102
July	211	
August	211	
September	338	
October	405	
November	485	
December	541	
January	601	
February	667	
March	755	
April	774	
May	780	
June	780	

### QUALITY

	Quantity	Base Number	Contract	AT	Region	England
% of FP17s for the same patient ID Re-attending within 3 months - Children	2	87	2.3%	11.3%	11.6%	12.0%
% of FP17s for the same patient ID Re-attending within 3 months - Adults	0	4	0.0%	15.1%	15.9%	16.0%
% of FP17s for the same patient ID Re-attending between 3 & 9 months - Children	47	87	54.0%	57.4%	60.4%	58.0%
% of FP17s for the same patient ID Re-attending between 3 & 9 months - Adults	2	4	50.0%	48.4%	52.3%	50.9%
% of FP17s for Band 1 Urgent Courses	0	74	0.0%	9.6%	9.5%	9.1%
% of FP17s Relating to Free Repair or Replacements	0	74	0.0%	0.7%	0.7%	0.8%
% of FP17s Relating to Continuations	0	74	0.0%	0.8%	1.0%	1.1%
% of Patients satisfied with the dentistry they have received	0	0	N/A	92.9%	91.9%	91.7%
% of Patients satisfied with the time they had to wait for an appointment	0	0	N/A	90.0%	88.0%	88.0%

\* This is based on patients treated on this contract for their most recent course of treatment. Figures in italics indicate the base number of FP17s or Patient Questionnaire responses are less than 100. N/A is shown where the base number of responses is less than 10 during the period. % is calculated as Quantity/Base number\*100

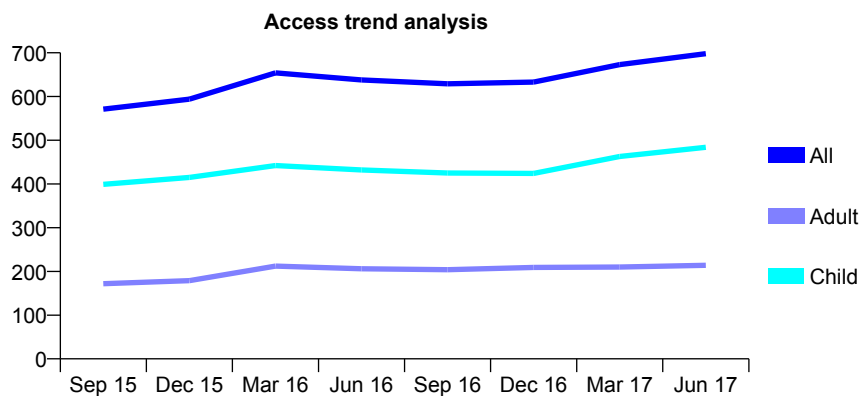
## Q69 - Vital Signs At a Glance Contract Report for 815128/0001 - June 2017

Name or company name	Handa and Majeবাদia
Contract type name	GDS Contract
Purpose of contract	General
Contract start date	01/04/2006
Contract end date	31/05/2017

17/18 Contracted general activity (UDA)	285
Carry forward general activity (UDA)	0
17/18 Contracted orthodontic activity (UOA)	0
Carry forward orthodontic activity (UOA)	0
Baseline contract value	£6,805.19

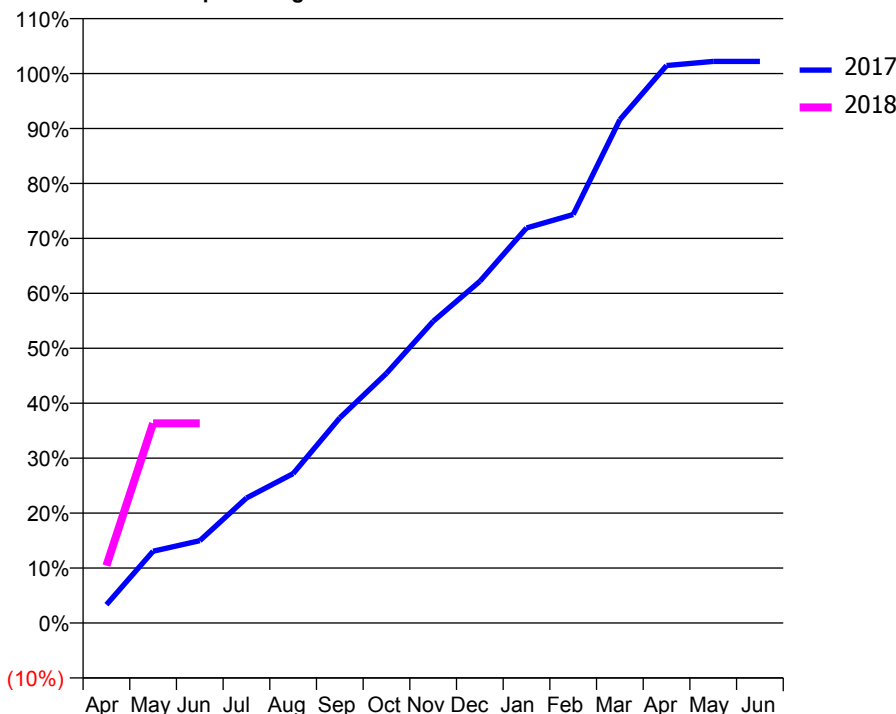
### ACCESS\*

Patients seen in 24 months	Total	Change since previous quarter
Quarter ending June 2016	638	
Quarter ending September 2016	629	↓
Quarter ending December 2016	633	→
Quarter ending March 2017	673	↑
Quarter ending June 2017	698	↑
<b>Variance since June 2016</b>	<b>9.4%</b>	<b>↑</b>



### ACTIVITY

Cumulative percentage of contracted UDA delivered 2017 & 2018



Month	Adjusted Scheduled Activity (UDA)	
	2017	2018
April	57	30
May	224	104
June	257	104
July	390	
August	466	
September	639	
October	778	
November	940	
December	1,065	
January	1,231	
February	1,273	
March	1,568	
April	1,737	
May	1,750	
June	1,750	

### QUALITY

	Quantity	Base Number	Contract	AT	Region	England
% of FP17s for the same patient ID Re-attending within 3 months - Children	9	108	8.3%	11.3%	11.6%	12.0%
% of FP17s for the same patient ID Re-attending within 3 months - Adults	8	23	34.8%	15.1%	15.9%	16.0%
% of FP17s for the same patient ID Re-attending between 3 & 9 months - Children	28	108	25.9%	57.4%	60.4%	58.0%
% of FP17s for the same patient ID Re-attending between 3 & 9 months - Adults	5	23	21.7%	48.4%	52.3%	50.9%
% of FP17s for Band 1 Urgent Courses	8	61	13.1%	9.6%	9.5%	9.1%
% of FP17s Relating to Free Repair or Replacements	0	61	0.0%	0.7%	0.7%	0.8%
% of FP17s Relating to Continuations	0	61	0.0%	0.8%	1.0%	1.1%
% of Patients satisfied with the dentistry they have received	3	3	N/A	92.9%	91.9%	91.7%
% of Patients satisfied with the time they had to wait for an appointment	3	3	N/A	90.0%	88.0%	88.0%

\* This is based on patients treated on this contract for their most recent course of treatment. Figures in italics indicate the base number of FP17s or Patient Questionnaire responses are less than 100. N/A is shown where the base number of responses is less than 10 during the period. % is calculated as Quantity/Base number\*100

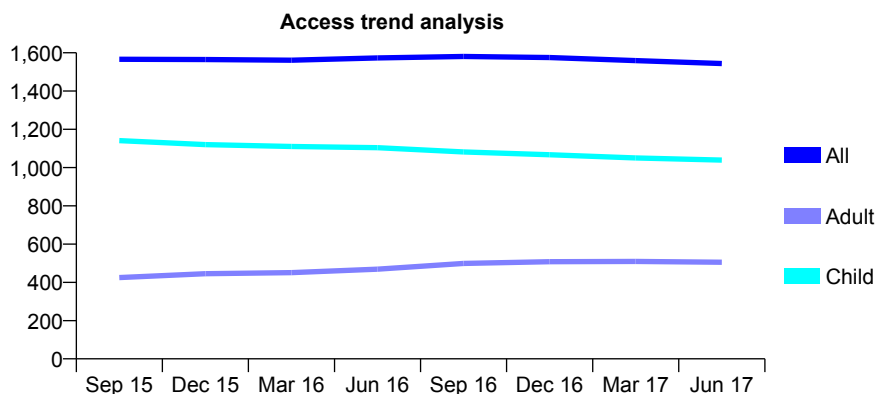
## Q69 - Vital Signs At a Glance Contract Report for 820334/0001 - June 2017

Name or company name	MR A BABOOLAL
Contract type name	GDS Contract
Purpose of contract	General
Contract start date	01/04/2006
Contract end date	

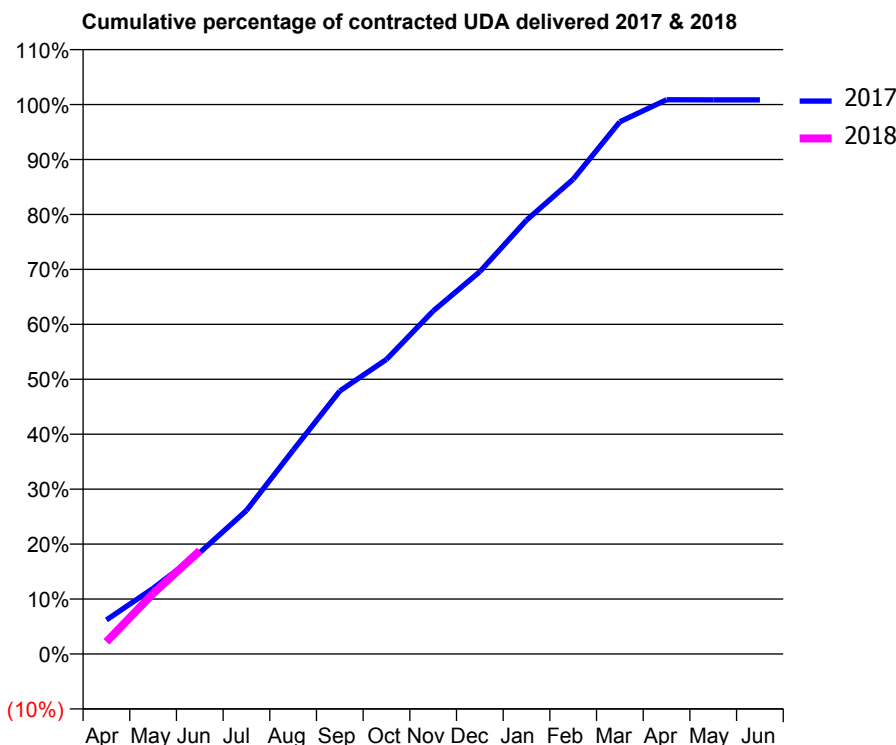
17/18 Contracted general activity (UDA)	3,755
Carry forward general activity (UDA)	0
17/18 Contracted orthodontic activity (UOA)	0
Carry forward orthodontic activity (UOA)	0
Baseline contract value	£88,598.43

### ACCESS\*

Patients seen in 24 months	Total	Change since previous quarter
Quarter ending June 2016	1,573	
Quarter ending September 2016	1,581	→
Quarter ending December 2016	1,575	→
Quarter ending March 2017	1,559	↓
Quarter ending June 2017	1,544	→
<b>Variance since June 2016</b>	<b>(1.8%)</b>	<b>↓</b>



### ACTIVITY



Adjusted Scheduled Activity (UDA)		
Month	2017	2018
April	233	84
May	449	414
June	693	706
July	981	
August	1,393	
September	1,798	
October	2,013	
November	2,344	
December	2,613	
January	2,964	
February	3,244	
March	3,637	
April	3,787	
May	3,786	
June	3,786	

### QUALITY

	Quantity	Base Number	Contract	AT	Region	England
% of FP17s for the same patient ID Re-attending within 3 months - Children	24	434	5.5%	11.3%	11.6%	12.0%
% of FP17s for the same patient ID Re-attending within 3 months - Adults	13	148	8.8%	15.1%	15.9%	16.0%
% of FP17s for the same patient ID Re-attending between 3 & 9 months - Children	315	434	72.6%	57.4%	60.4%	58.0%
% of FP17s for the same patient ID Re-attending between 3 & 9 months - Adults	112	148	75.7%	48.4%	52.3%	50.9%
% of FP17s for Band 1 Urgent Courses	18	476	3.8%	9.6%	9.5%	9.1%
% of FP17s Relating to Free Repair or Replacements	0	476	0.0%	0.7%	0.7%	0.8%
% of FP17s Relating to Continuations	5	476	1.1%	0.8%	1.0%	1.1%
% of Patients satisfied with the dentistry they have received	2	2	N/A	92.9%	91.9%	91.7%
% of Patients satisfied with the time they had to wait for an appointment	2	2	N/A	90.0%	88.0%	88.0%

\* This is based on patients treated on this contract for their most recent course of treatment. Figures in italics indicate the base number of FP17s or Patient Questionnaire responses are less than 100. N/A is shown where the base number of responses is less than 10 during the period. % is calculated as Quantity/Base number\*100



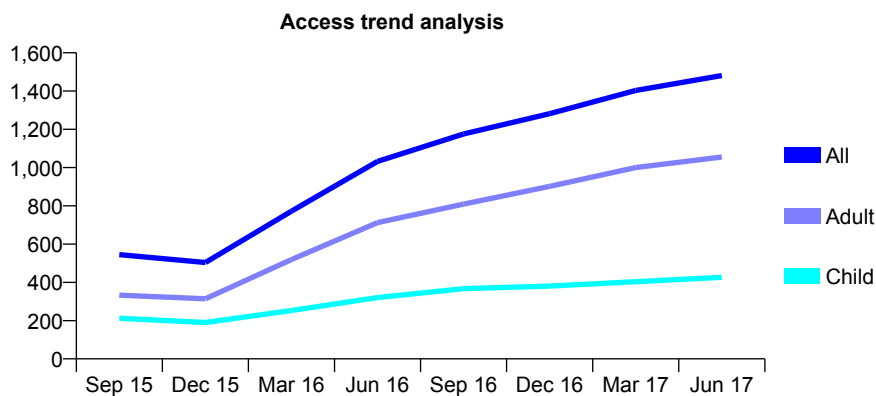
## Q69 - Vital Signs At a Glance Contract Report for 826634/0001 - June 2017

Name or company name	MR G SNYMAN
Contract type name	GDS Contract
Purpose of contract	General
Contract start date	01/04/2006
Contract end date	

17/18 Contracted general activity (UDA)	7,134
Carry forward general activity (UDA)	0
17/18 Contracted orthodontic activity (UOA)	0
Carry forward orthodontic activity (UOA)	0
Baseline contract value	£446,827.67

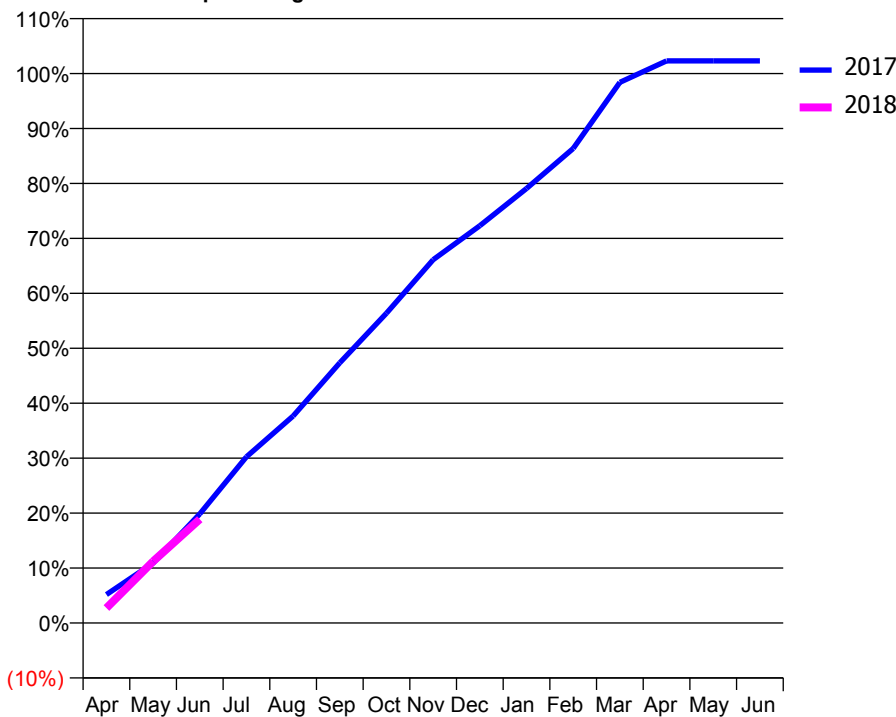
### ACCESS\*

Patients seen in 24 months	Total	Change since previous quarter
Quarter ending June 2016	1,032	
Quarter ending September 2016	1,176	↑
Quarter ending December 2016	1,282	↑
Quarter ending March 2017	1,403	↑
Quarter ending June 2017	1,481	↑
<b>Variance since June 2016</b>	<b>43.5%</b>	<b>↑</b>



### ACTIVITY

Cumulative percentage of contracted UDA delivered 2017 & 2018



Month	Adjusted Scheduled Activity (UDA)	
	2017	2018
April	370	194
May	779	800
June	1,417	1,348
July	2,158	
August	2,688	
September	3,379	
October	4,022	
November	4,716	
December	5,158	
January	5,640	
February	6,160	
March	7,020	
April	7,298	
May	7,298	
June	7,298	

### QUALITY

	Quantity	Base Number	Contract	AT	Region	England
% of FP17s for the same patient ID Re-attending within 3 months - Children	2	127	1.6%	11.3%	11.6%	12.0%
% of FP17s for the same patient ID Re-attending within 3 months - Adults	2	234	0.9%	15.1%	15.9%	16.0%
% of FP17s for the same patient ID Re-attending between 3 & 9 months - Children	8	127	6.3%	57.4%	60.4%	58.0%
% of FP17s for the same patient ID Re-attending between 3 & 9 months - Adults	3	234	1.3%	48.4%	52.3%	50.9%
% of FP17s for Band 1 Urgent Courses	0	301	0.0%	9.6%	9.5%	9.1%
% of FP17s Relating to Free Repair or Replacements	0	301	0.0%	0.7%	0.7%	0.8%
% of FP17s Relating to Continuations	0	301	0.0%	0.8%	1.0%	1.1%
% of Patients satisfied with the dentistry they have received	0	0	N/A	92.9%	91.9%	91.7%
% of Patients satisfied with the time they had to wait for an appointment	0	0	N/A	90.0%	88.0%	88.0%

\* This is based on patients treated on this contract for their most recent course of treatment. Figures in italics indicate the base number of FP17s or Patient Questionnaire responses are less than 100. N/A is shown where the base number of responses is less than 10 during the period. % is calculated as Quantity/Base number\*100

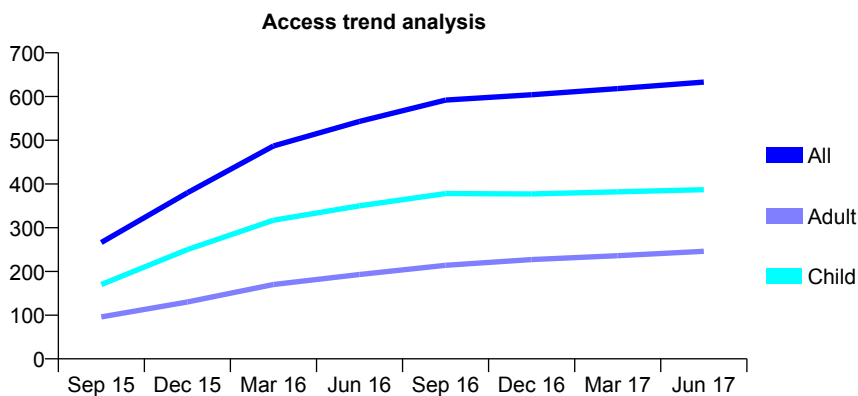
## Q69 - Vital Signs At a Glance Contract Report for 829064/0001 - June 2017

Name or company name	MRS PP KOTHARI
Contract type name	GDS Contract
Purpose of contract	General
Contract start date	01/04/2006
Contract end date	

17/18 Contracted general activity (UDA)	1,400
Carry forward general activity (UDA)	0
17/18 Contracted orthodontic activity (UOA)	0
Carry forward orthodontic activity (UOA)	0
Baseline contract value	£32,206.72

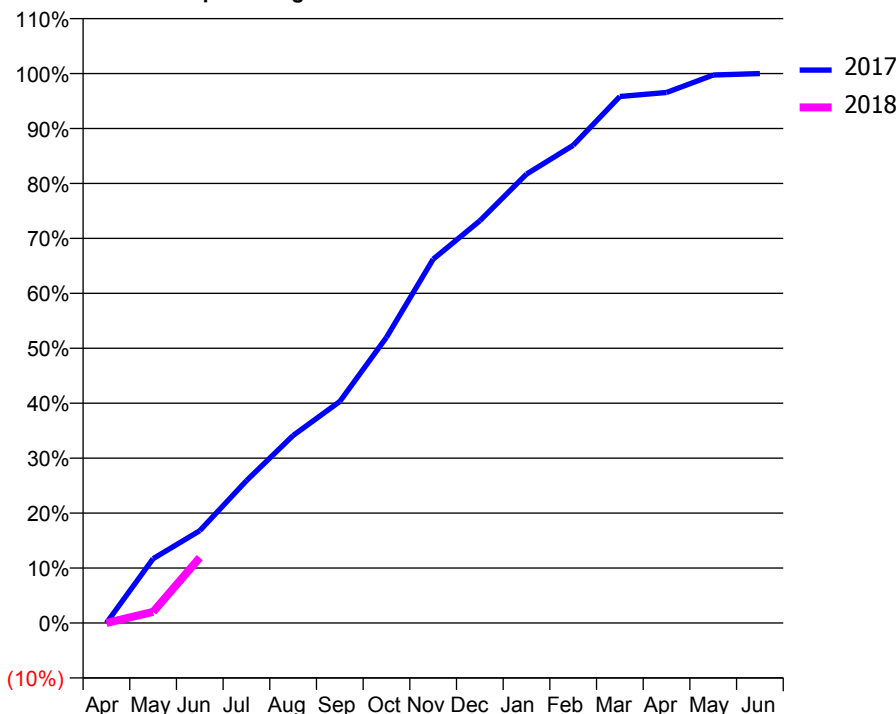
### ACCESS\*

Patients seen in 24 months	Total	Change since previous quarter
Quarter ending June 2016	543	
Quarter ending September 2016	592	↑
Quarter ending December 2016	604	↑
Quarter ending March 2017	618	↑
Quarter ending June 2017	633	↑
<b>Variance since June 2016</b>	<b>16.6%</b>	<b>↑</b>



### ACTIVITY

Cumulative percentage of contracted UDA delivered 2017 & 2018



Adjusted Scheduled Activity (UDA)

Month	2017	2018
April	0	0
May	164	28
June	235	167
July	363	
August	478	
September	564	
October	728	
November	927	
December	1,025	
January	1,144	
February	1,217	
March	1,341	
April	1,352	
May	1,396	
June	1,400	

### QUALITY

	Quantity	Base Number	Contract	AT	Region	England
% of FP17s for the same patient ID Re-attending within 3 months - Children	5	122	4.1%	11.3%	11.6%	12.0%
% of FP17s for the same patient ID Re-attending within 3 months - Adults	2	26	7.7%	15.1%	15.9%	16.0%
% of FP17s for the same patient ID Re-attending between 3 & 9 months - Children	72	122	59.0%	57.4%	60.4%	58.0%
% of FP17s for the same patient ID Re-attending between 3 & 9 months - Adults	14	26	53.8%	48.4%	52.3%	50.9%
% of FP17s for Band 1 Urgent Courses	9	102	8.8%	9.6%	9.5%	9.1%
% of FP17s Relating to Free Repair or Replacements	0	102	0.0%	0.7%	0.7%	0.8%
% of FP17s Relating to Continuations	0	102	0.0%	0.8%	1.0%	1.1%
% of Patients satisfied with the dentistry they have received	1	1	N/A	92.9%	91.9%	91.7%
% of Patients satisfied with the time they had to wait for an appointment	1	1	N/A	90.0%	88.0%	88.0%

\* This is based on patients treated on this contract for their most recent course of treatment. Figures in italics indicate the base number of FP17s or Patient Questionnaire responses are less than 100. N/A is shown where the base number of responses is less than 10 during the period. % is calculated as Quantity/Base number\*100

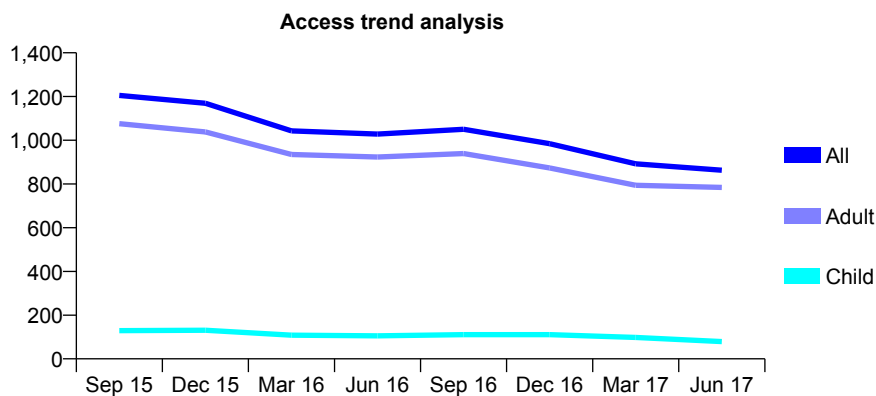
## Q69 - Vital Signs At a Glance Contract Report for 829471/0006 - June 2017

Name or company name	MR JS DHARIWAL
Contract type name	GDS Contract
Purpose of contract	General
Contract start date	01/04/2006
Contract end date	

17/18 Contracted general activity (UDA)	3,143
Carry forward general activity (UDA)	0
17/18 Contracted orthodontic activity (UOA)	0
Carry forward orthodontic activity (UOA)	0
Baseline contract value	£252,628.88

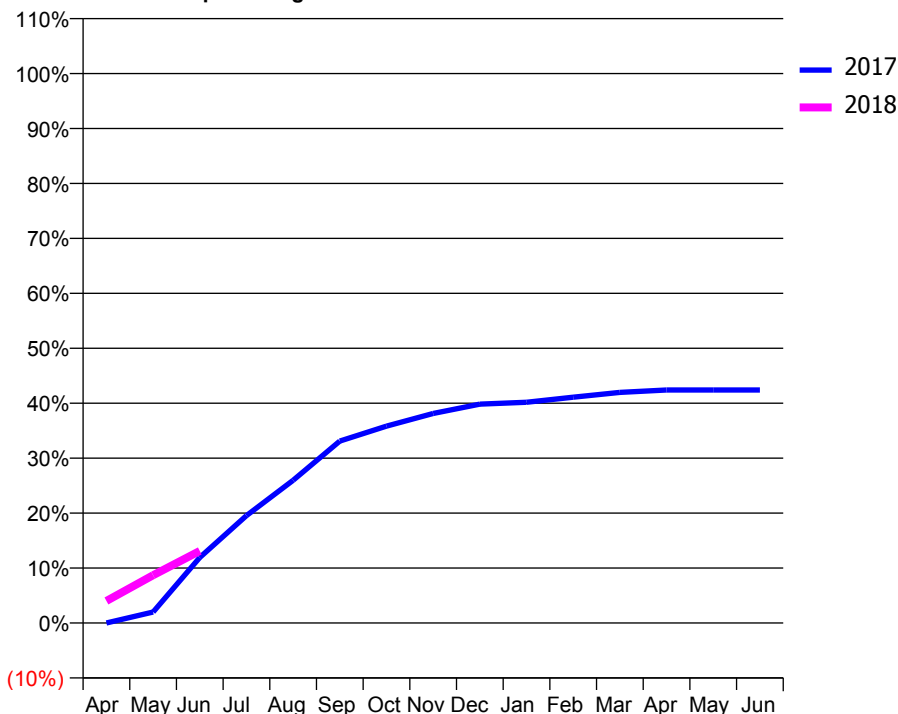
### ACCESS\*

Patients seen in 24 months	Total	Change since previous quarter
Quarter ending June 2016	1,028	
Quarter ending September 2016	1,050	↑
Quarter ending December 2016	984	↓
Quarter ending March 2017	892	↓
Quarter ending June 2017	863	↓
<b>Variance since June 2016</b>	<b>(16.1%)</b>	<b>↓</b>



### ACTIVITY

Cumulative percentage of contracted UDA delivered 2017 & 2018



Adjusted Scheduled Activity (UDA)

Month	2017	2018
April	0	126
May	63	273
June	375	412
July	615	
August	816	
September	1,041	
October	1,126	
November	1,198	
December	1,252	
January	1,263	
February	1,292	
March	1,319	
April	1,333	
May	1,333	
June	1,333	

### QUALITY

	Quantity	Base Number	Contract	AT	Region	England
% of FP17s for the same patient ID Re-attending within 3 months - Children	2	56	3.6%	11.3%	11.6%	12.0%
% of FP17s for the same patient ID Re-attending within 3 months - Adults	5	294	1.7%	15.1%	15.9%	16.0%
% of FP17s for the same patient ID Re-attending between 3 & 9 months - Children	0	56	0.0%	57.4%	60.4%	58.0%
% of FP17s for the same patient ID Re-attending between 3 & 9 months - Adults	1	294	0.3%	48.4%	52.3%	50.9%
% of FP17s for Band 1 Urgent Courses	335	339	98.8%	9.6%	9.5%	9.1%
% of FP17s Relating to Free Repair or Replacements	0	339	0.0%	0.7%	0.7%	0.8%
% of FP17s Relating to Continuations	0	339	0.0%	0.8%	1.0%	1.1%
% of Patients satisfied with the dentistry they have received	5	6	N/A	92.9%	91.9%	91.7%
% of Patients satisfied with the time they had to wait for an appointment	5	6	N/A	90.0%	88.0%	88.0%

\* This is based on patients treated on this contract for their most recent course of treatment. Figures in italics indicate the base number of FP17s or Patient Questionnaire responses are less than 100. N/A is shown where the base number of responses is less than 10 during the period. % is calculated as Quantity/Base number\*100

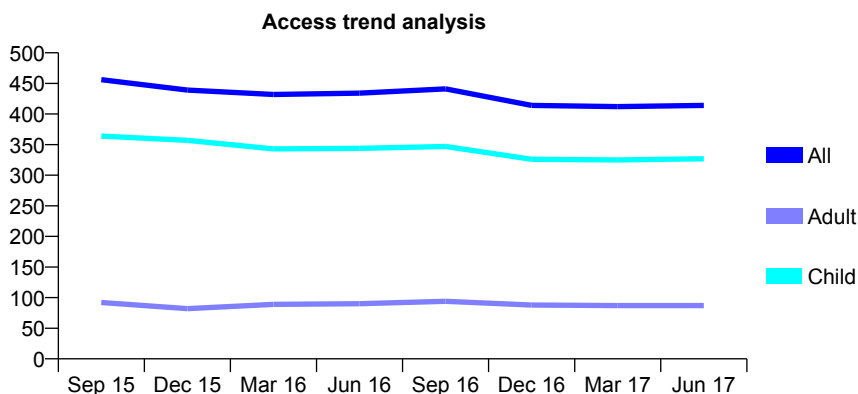
## Q69 - Vital Signs At a Glance Contract Report for 830119/0001 - June 2017

Name or company name	MR MJ MCKENNY
Contract type name	GDS Contract
Purpose of contract	General
Contract start date	01/04/2008
Contract end date	

17/18 Contracted general activity (UDA)	732
Carry forward general activity (UDA)	0
17/18 Contracted orthodontic activity (UOA)	0
Carry forward orthodontic activity (UOA)	0
Baseline contract value	£16,256.12

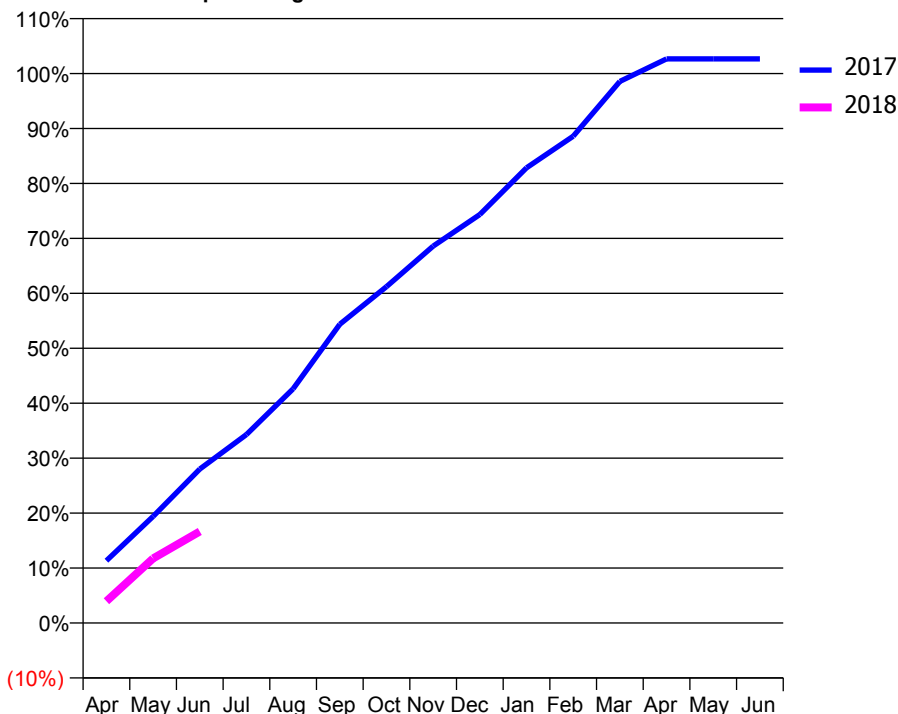
### ACCESS\*

Patients seen in 24 months	Total	Change since previous quarter
Quarter ending June 2016	434	
Quarter ending September 2016	441	→
Quarter ending December 2016	414	↓
Quarter ending March 2017	412	→
Quarter ending June 2017	414	→
<b>Variance since June 2016</b>	<b>(4.6%)</b>	<b>↓</b>



### ACTIVITY

Cumulative percentage of contracted UDA delivered 2017 & 2018



Month	Adjusted Scheduled Activity (UDA)	
	2017	2018
April	83	29
May	142	86
June	205	122
July	251	
August	312	
September	398	
October	448	
November	502	
December	544	
January	606	
February	648	
March	721	
April	751	
May	751	
June	751	

### QUALITY

	Quantity	Base Number	Contract	AT	Region	England
% of FP17s for the same patient ID Re-attending within 3 months - Children	2	95	2.1%	11.3%	11.6%	12.0%
% of FP17s for the same patient ID Re-attending within 3 months - Adults	2	17	11.8%	15.1%	15.9%	16.0%
% of FP17s for the same patient ID Re-attending between 3 & 9 months - Children	49	95	51.6%	57.4%	60.4%	58.0%
% of FP17s for the same patient ID Re-attending between 3 & 9 months - Adults	6	17	35.3%	48.4%	52.3%	50.9%
% of FP17s for Band 1 Urgent Courses	0	90	0.0%	9.6%	9.5%	9.1%
% of FP17s Relating to Free Repair or Replacements	0	90	0.0%	0.7%	0.7%	0.8%
% of FP17s Relating to Continuations	1	90	1.1%	0.8%	1.0%	1.1%
% of Patients satisfied with the dentistry they have received	1	1	N/A	92.9%	91.9%	91.7%
% of Patients satisfied with the time they had to wait for an appointment	1	1	N/A	90.0%	88.0%	88.0%

\* This is based on patients treated on this contract for their most recent course of treatment. Figures in italics indicate the base number of FP17s or Patient Questionnaire responses are less than 100. N/A is shown where the base number of responses is less than 10 during the period. % is calculated as Quantity/Base number\*100

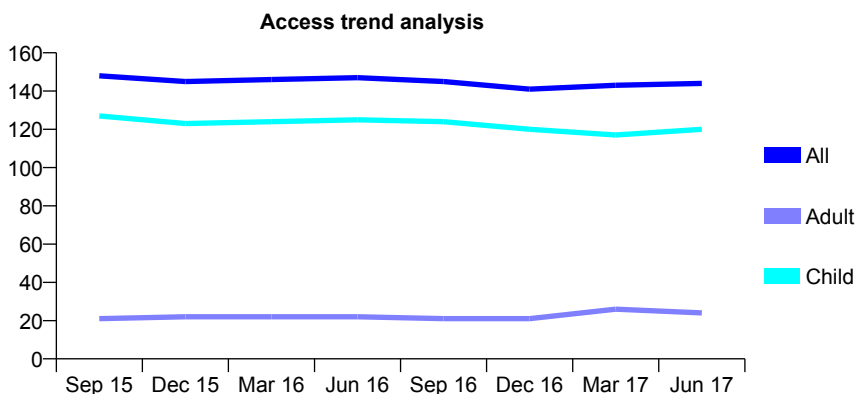
## Q69 - Vital Signs At a Glance Contract Report for 830429/0001 - June 2017

Name or company name	MRS CA PEERS
Contract type name	GDS Contract
Purpose of contract	General
Contract start date	01/04/2006
Contract end date	

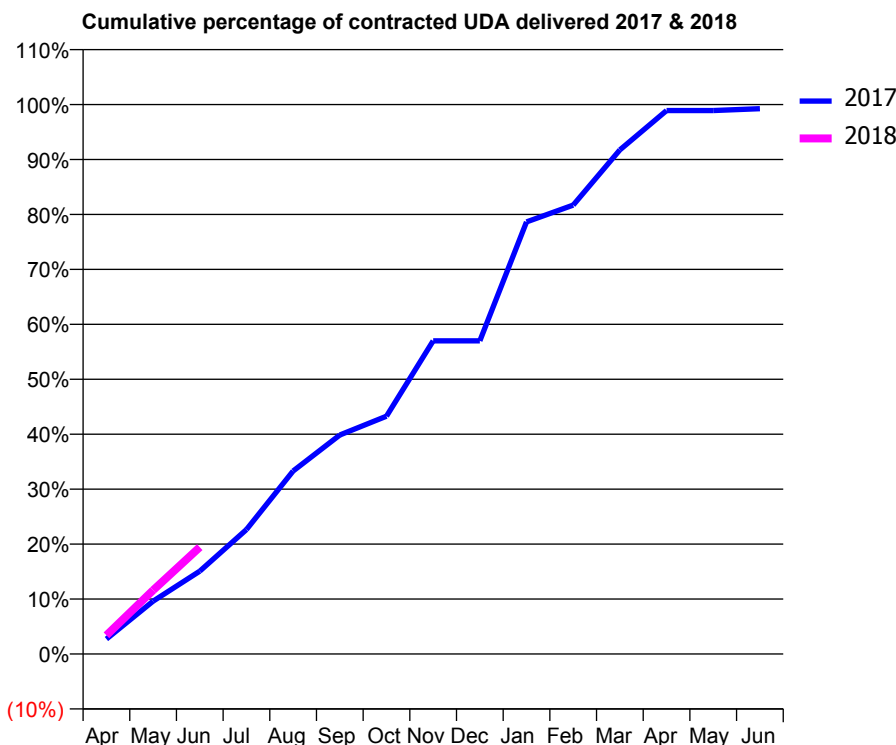
17/18 Contracted general activity (UDA)	293
Carry forward general activity (UDA)	0
17/18 Contracted orthodontic activity (UOA)	0
Carry forward orthodontic activity (UOA)	0
Baseline contract value	£6,929.42

### ACCESS\*

Patients seen in 24 months	Total	Change since previous quarter
Quarter ending June 2016	147	
Quarter ending September 2016	145	↓
Quarter ending December 2016	141	↓
Quarter ending March 2017	143	→
Quarter ending June 2017	144	→
<b>Variance since June 2016</b>	<b>(2.0%)</b>	<b>↓</b>



### ACTIVITY



Month	Adjusted Scheduled Activity (UDA)	
	2017	2018
April	8	10
May	28	34
June	44	57
July	66	
August	98	
September	117	
October	127	
November	167	
December	167	
January	230	
February	239	
March	269	
April	290	
May	290	
June	291	

### QUALITY

	Quantity	Base Number	Contract	AT	Region	England
% of FP17s for the same patient ID Re-attending within 3 months - Children	3	45	6.7%	11.3%	11.6%	12.0%
% of FP17s for the same patient ID Re-attending within 3 months - Adults	0	8	0.0%	15.1%	15.9%	16.0%
% of FP17s for the same patient ID Re-attending between 3 & 9 months - Children	33	45	73.3%	57.4%	60.4%	58.0%
% of FP17s for the same patient ID Re-attending between 3 & 9 months - Adults	6	8	75.0%	48.4%	52.3%	50.9%
% of FP17s for Band 1 Urgent Courses	0	39	0.0%	9.6%	9.5%	9.1%
% of FP17s Relating to Free Repair or Replacements	0	39	0.0%	0.7%	0.7%	0.8%
% of FP17s Relating to Continuations	0	39	0.0%	0.8%	1.0%	1.1%
% of Patients satisfied with the dentistry they have received	0	0	N/A	92.9%	91.9%	91.7%
% of Patients satisfied with the time they had to wait for an appointment	0	0	N/A	90.0%	88.0%	88.0%

\* This is based on patients treated on this contract for their most recent course of treatment. Figures in italics indicate the base number of FP17s or Patient Questionnaire responses are less than 100. N/A is shown where the base number of responses is less than 10 during the period. % is calculated as Quantity/Base number\*100

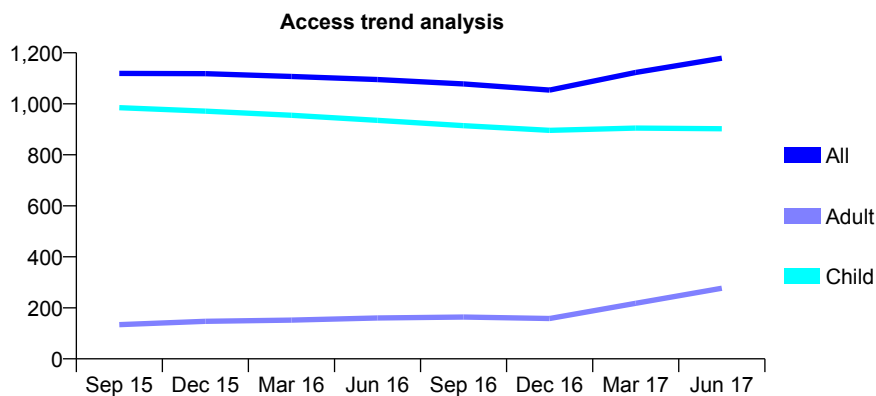
## Q69 - Vital Signs At a Glance Contract Report for 834815/0001 - June 2017

Name or company name	Watlington Dental Centre
Contract type name	GDS Contract
Purpose of contract	General
Contract start date	01/04/2006
Contract end date	

17/18 Contracted general activity (UDA)	2,300
Carry forward general activity (UDA)	0
17/18 Contracted orthodontic activity (UOA)	0
Carry forward orthodontic activity (UOA)	0
Baseline contract value	£54,370.70

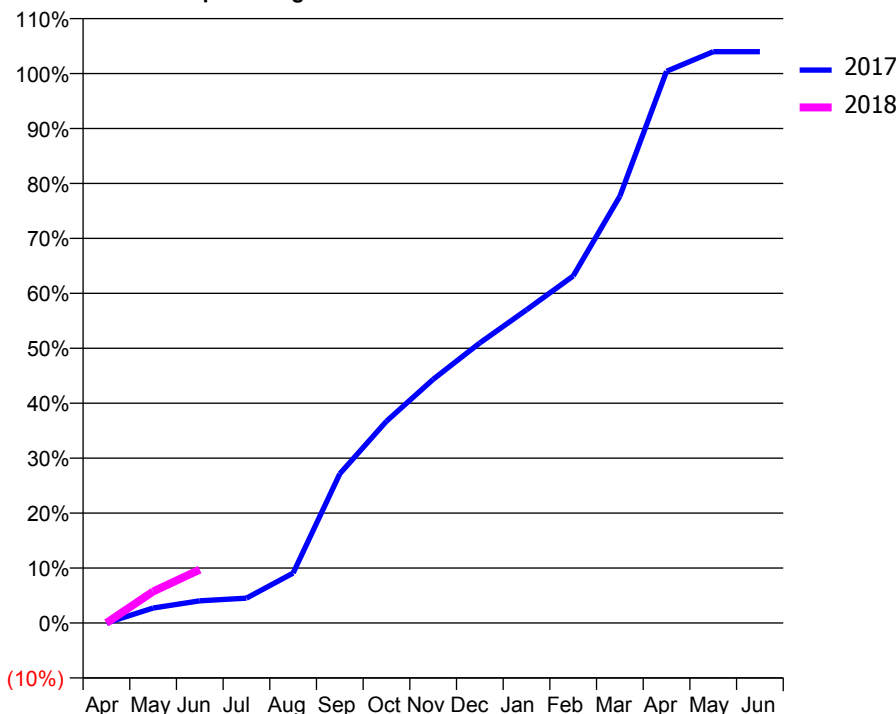
### ACCESS\*

Patients seen in 24 months	Total	Change since previous quarter
Quarter ending June 2016	1,095	
Quarter ending September 2016	1,078	↓
Quarter ending December 2016	1,054	↓
Quarter ending March 2017	1,123	↑
Quarter ending June 2017	1,179	↑
<b>Variance since June 2016</b>	<b>7.7%</b>	<b>↑</b>



### ACTIVITY

Cumulative percentage of contracted UDA delivered 2017 & 2018



Month	Adjusted Scheduled Activity (UDA)	
	2017	2018
April	0	0
May	63	132
June	93	223
July	104	
August	209	
September	625	
October	845	
November	1,020	
December	1,172	
January	1,311	
February	1,452	
March	1,787	
April	2,309	
May	2,391	
June	2,391	

### QUALITY

	Quantity	Base Number	Contract	AT	Region	England
% of FP17s for the same patient ID Re-attending within 3 months - Children	15	285	5.3%	11.3%	11.6%	12.0%
% of FP17s for the same patient ID Re-attending within 3 months - Adults	1	105	1.0%	15.1%	15.9%	16.0%
% of FP17s for the same patient ID Re-attending between 3 & 9 months - Children	195	285	68.4%	57.4%	60.4%	58.0%
% of FP17s for the same patient ID Re-attending between 3 & 9 months - Adults	10	105	9.5%	48.4%	52.3%	50.9%
% of FP17s for Band 1 Urgent Courses	2	157	1.3%	9.6%	9.5%	9.1%
% of FP17s Relating to Free Repair or Replacements	0	157	0.0%	0.7%	0.7%	0.8%
% of FP17s Relating to Continuations	0	157	0.0%	0.8%	1.0%	1.1%
% of Patients satisfied with the dentistry they have received	6	6	N/A	92.9%	91.9%	91.7%
% of Patients satisfied with the time they had to wait for an appointment	6	6	N/A	90.0%	88.0%	88.0%

\* This is based on patients treated on this contract for their most recent course of treatment. Figures in italics indicate the base number of FP17s or Patient Questionnaire responses are less than 100. N/A is shown where the base number of responses is less than 10 during the period. % is calculated as Quantity/Base number\*100

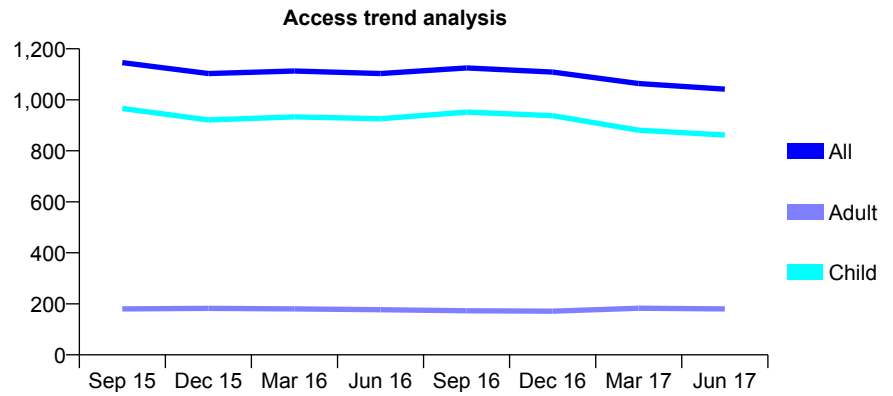
## Q69 - Vital Signs At a Glance Contract Report for 839175/0004 - June 2017

Name or company name	MR U BOSE
Contract type name	GDS Contract
Purpose of contract	General
Contract start date	01/01/2013
Contract end date	

17/18 Contracted general activity (UDA)	3,000
Carry forward general activity (UDA)	0
17/18 Contracted orthodontic activity (UOA)	0
Carry forward orthodontic activity (UOA)	0
Baseline contract value	£74,618.75

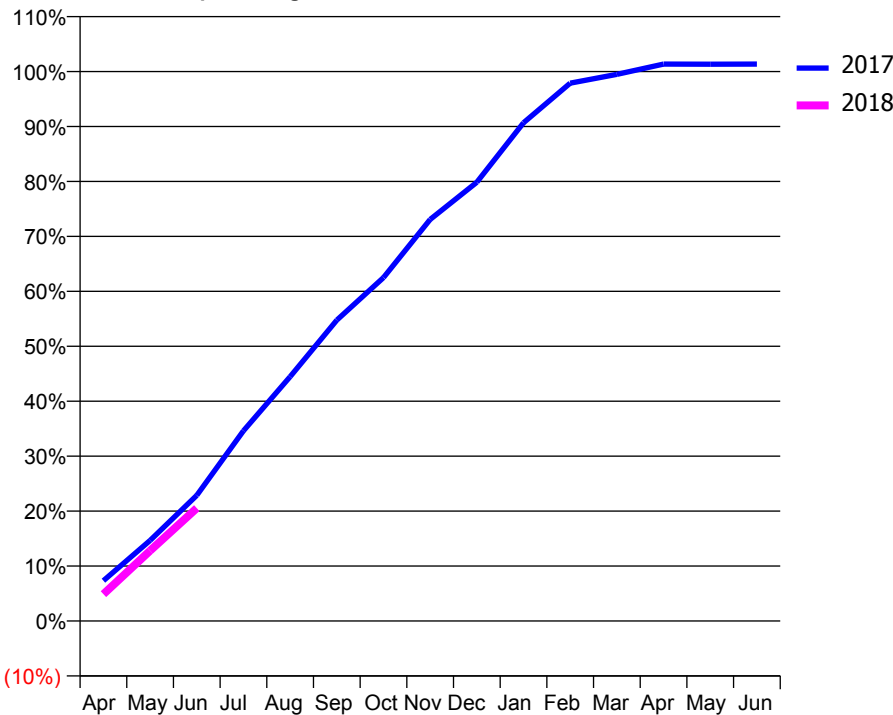
### ACCESS\*

Patients seen in 24 months	Total	Change since previous quarter
Quarter ending June 2016	1,103	
Quarter ending September 2016	1,125	→
Quarter ending December 2016	1,109	↓
Quarter ending March 2017	1,064	↓
Quarter ending June 2017	1,042	↓
<b>Variance since June 2016</b>	<b>(5.5%)</b>	<b>↓</b>



### ACTIVITY

Cumulative percentage of contracted UDA delivered 2017 & 2018



Month	Adjusted Scheduled Activity (UDA)	
	2017	2018
April	220	147
May	440	384
June	686	616
July	1,038	
August	1,334	
September	1,643	
October	1,875	
November	2,192	
December	2,395	
January	2,720	
February	2,937	
March	2,985	
April	3,041	
May	3,040	
June	3,041	

### QUALITY

	Quantity	Base Number	Contract	AT	Region	England
% of FP17s for the same patient ID Re-attending within 3 months - Children	38	466	8.2%	11.3%	11.6%	12.0%
% of FP17s for the same patient ID Re-attending within 3 months - Adults	2	41	4.9%	15.1%	15.9%	16.0%
% of FP17s for the same patient ID Re-attending between 3 & 9 months - Children	257	466	55.2%	57.4%	60.4%	58.0%
% of FP17s for the same patient ID Re-attending between 3 & 9 months - Adults	19	41	46.3%	48.4%	52.3%	50.9%
% of FP17s for Band 1 Urgent Courses	0	464	0.0%	9.6%	9.5%	9.1%
% of FP17s Relating to Free Repair or Replacements	0	464	0.0%	0.7%	0.7%	0.8%
% of FP17s Relating to Continuations	0	464	0.0%	0.8%	1.0%	1.1%
% of Patients satisfied with the dentistry they have received	2	2	N/A	92.9%	91.9%	91.7%
% of Patients satisfied with the time they had to wait for an appointment	1	2	N/A	90.0%	88.0%	88.0%

\* This is based on patients treated on this contract for their most recent course of treatment. Figures in italics indicate the base number of FP17s or Patient Questionnaire responses are less than 100. N/A is shown where the base number of responses is less than 10 during the period. % is calculated as Quantity/Base number\*100

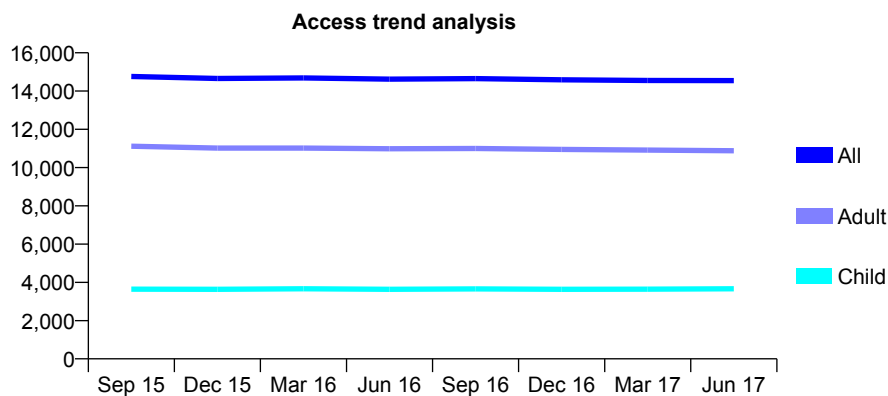
## Q69 - Vital Signs At a Glance Contract Report for 842834/0001 - June 2017

Name or company name	MR HR LABBANI MOTLAGH
Contract type name	GDS Contract
Purpose of contract	General
Contract start date	01/12/2009
Contract end date	

17/18 Contracted general activity (UDA)	36,100
Carry forward general activity (UDA)	0
17/18 Contracted orthodontic activity (UOA)	0
Carry forward orthodontic activity (UOA)	0
Baseline contract value	£1,043,617.89

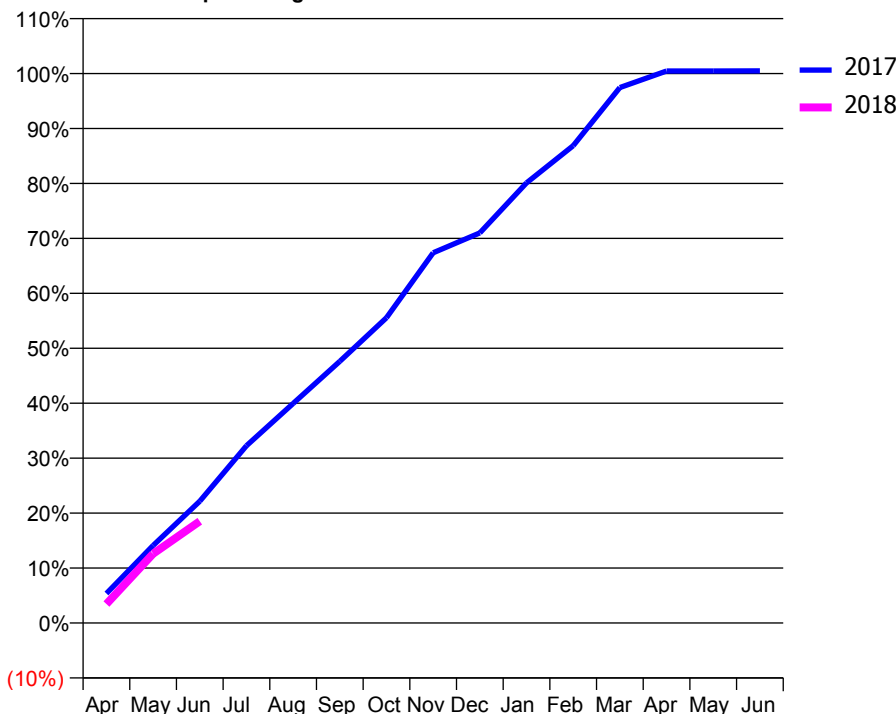
### ACCESS\*

Patients seen in 24 months	Total	Change since previous quarter
Quarter ending June 2016	14,620	
Quarter ending September 2016	14,654	→
Quarter ending December 2016	14,585	→
Quarter ending March 2017	14,553	→
Quarter ending June 2017	14,546	→
<b>Variance since June 2016</b>	<b>(0.5%)</b>	→



### ACTIVITY

Cumulative percentage of contracted UDA delivered 2017 & 2018



Month	Adjusted Scheduled Activity (UDA)	
	2017	2018
April	2,022	1,249
May	5,301	4,553
June	8,321	6,689
July	12,115	
August	15,004	
September	17,879	
October	20,862	
November	25,294	
December	26,653	
January	30,075	
February	32,613	
March	36,584	
April	37,718	
May	37,716	
June	37,719	

### QUALITY

	Quantity	Base Number	Contract	AT	Region	England
% of FP17s for the same patient ID Re-attending within 3 months - Children	12	1,247	1.0%	11.3%	11.6%	12.0%
% of FP17s for the same patient ID Re-attending within 3 months - Adults	97	2,813	3.4%	15.1%	15.9%	16.0%
% of FP17s for the same patient ID Re-attending between 3 & 9 months - Children	700	1,247	56.1%	57.4%	60.4%	58.0%
% of FP17s for the same patient ID Re-attending between 3 & 9 months - Adults	1,648	2,813	58.6%	48.4%	52.3%	50.9%
% of FP17s for Band 1 Urgent Courses	61	3,422	1.8%	9.6%	9.5%	9.1%
% of FP17s Relating to Free Repair or Replacements	0	3,422	0.0%	0.7%	0.7%	0.8%
% of FP17s Relating to Continuations	6	3,422	0.2%	0.8%	1.0%	1.1%
% of Patients satisfied with the dentistry they have received	158	164	96.3%	92.9%	91.9%	91.7%
% of Patients satisfied with the time they had to wait for an appointment	159	164	97.0%	90.0%	88.0%	88.0%

\* This is based on patients treated on this contract for their most recent course of treatment. Figures in italics indicate the base number of FP17s or Patient Questionnaire responses are less than 100. N/A is shown where the base number of responses is less than 10 during the period. % is calculated as Quantity/Base number\*100



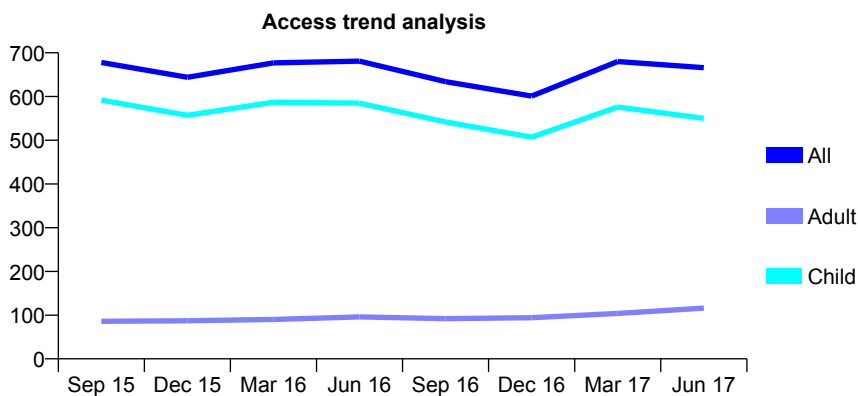
## Q69 - Vital Signs At a Glance Contract Report for 847054/0001 - June 2017

Name or company name	MR RA HUGHES
Contract type name	GDS Contract
Purpose of contract	General
Contract start date	01/04/2006
Contract end date	

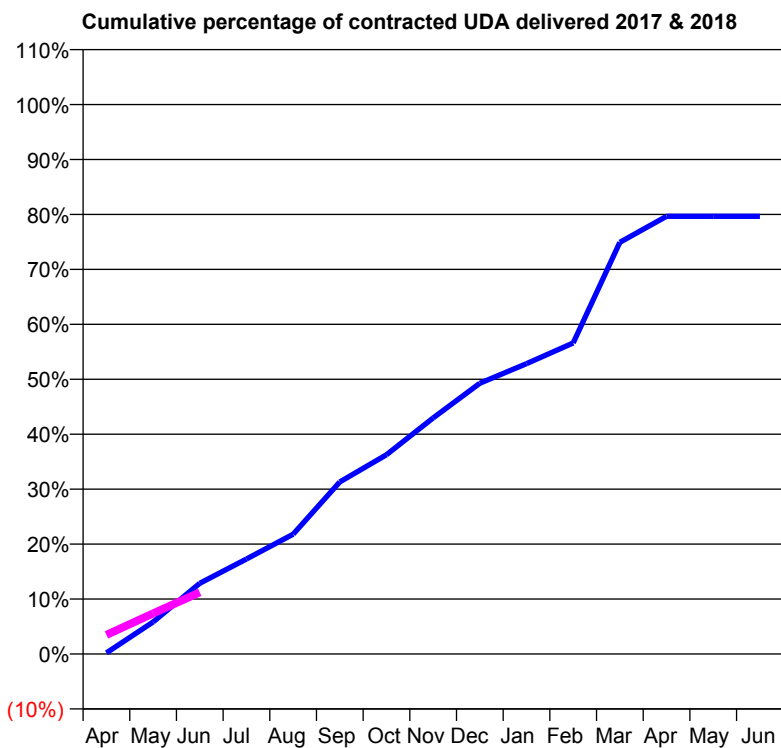
17/18 Contracted general activity (UDA)	1,526
Carry forward general activity (UDA)	0
17/18 Contracted orthodontic activity (UOA)	0
Carry forward orthodontic activity (UOA)	0
Baseline contract value	£39,645.92

### ACCESS\*

Patients seen in 24 months	Total	Change since previous quarter
Quarter ending June 2016	681	
Quarter ending September 2016	634	↓
Quarter ending December 2016	601	↓
Quarter ending March 2017	680	↑
Quarter ending June 2017	666	↓
<b>Variance since June 2016</b>	<b>(2.2%)</b>	<b>↓</b>



### ACTIVITY



Month	Adjusted Scheduled Activity (UDA)	
	2017	2018
April	3	53
May	89	113
June	196	171
July	264	
August	333	
September	478	
October	553	
November	656	
December	752	
January	806	
February	864	
March	1,143	
April	1,216	
May	1,216	
June	1,216	

### QUALITY

	Quantity	Base Number	Contract	AT	Region	England
% of FP17s for the same patient ID Re-attending within 3 months - Children	12	188	6.4%	11.3%	11.6%	12.0%
% of FP17s for the same patient ID Re-attending within 3 months - Adults	2	10	20.0%	15.1%	15.9%	16.0%
% of FP17s for the same patient ID Re-attending between 3 & 9 months - Children	115	188	61.2%	57.4%	60.4%	58.0%
% of FP17s for the same patient ID Re-attending between 3 & 9 months - Adults	2	10	20.0%	48.4%	52.3%	50.9%
% of FP17s for Band 1 Urgent Courses	7	146	4.8%	9.6%	9.5%	9.1%
% of FP17s Relating to Free Repair or Replacements	0	146	0.0%	0.7%	0.7%	0.8%
% of FP17s Relating to Continuations	0	146	0.0%	0.8%	1.0%	1.1%
% of Patients satisfied with the dentistry they have received	0	0	N/A	92.9%	91.9%	91.7%
% of Patients satisfied with the time they had to wait for an appointment	0	0	N/A	90.0%	88.0%	88.0%

\* This is based on patients treated on this contract for their most recent course of treatment. Figures in italics indicate the base number of FP17s or Patient Questionnaire responses are less than 100. N/A is shown where the base number of responses is less than 10 during the period. % is calculated as Quantity/Base number\*100

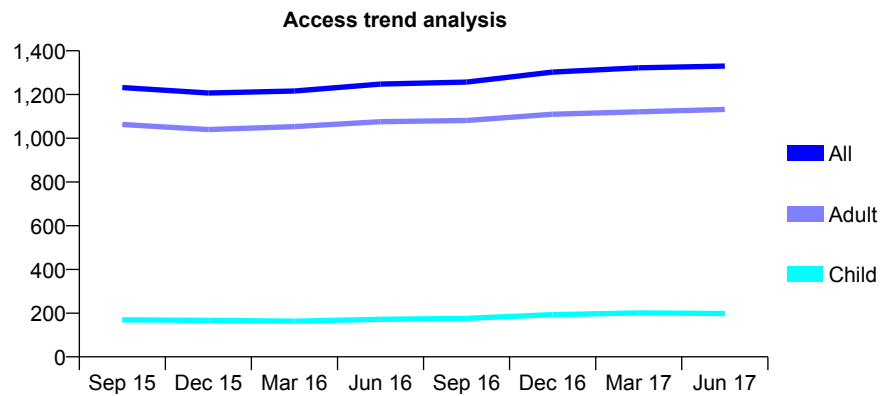
## Q69 - Vital Signs At a Glance Contract Report for 848077/0001 - June 2017

Name or company name	MISS NP MCVEIGH
Contract type name	GDS Contract
Purpose of contract	General
Contract start date	01/04/2006
Contract end date	

17/18 Contracted general activity (UDA)	4,472
Carry forward general activity (UDA)	0
17/18 Contracted orthodontic activity (UOA)	0
Carry forward orthodontic activity (UOA)	0
Baseline contract value	£93,542.62

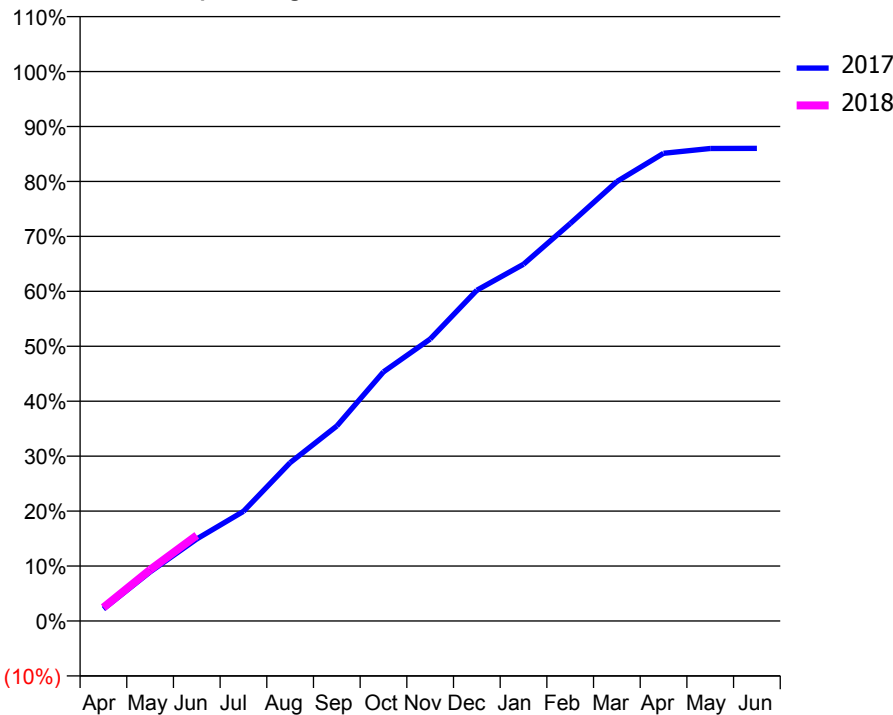
### ACCESS\*

Patients seen in 24 months	Total	Change since previous quarter
Quarter ending June 2016	1,248	
Quarter ending September 2016	1,257	→
Quarter ending December 2016	1,303	↑
Quarter ending March 2017	1,322	→
Quarter ending June 2017	1,330	→
<b>Variance since June 2016</b>	<b>6.6%</b>	<b>↑</b>



### ACTIVITY

Cumulative percentage of contracted UDA delivered 2017 & 2018



Month	Adjusted Scheduled Activity (UDA)	
	2017	2018
April	99	111
May	399	417
June	668	697
July	893	
August	1,289	
September	1,587	
October	2,028	
November	2,294	
December	2,691	
January	2,903	
February	3,234	
March	3,576	
April	3,806	
May	3,846	
June	3,847	

### QUALITY

	Quantity	Base Number	Contract	AT	Region	England
% of FP17s for the same patient ID Re-attending within 3 months - Children	2	79	2.5%	11.3%	11.6%	12.0%
% of FP17s for the same patient ID Re-attending within 3 months - Adults	64	534	12.0%	15.1%	15.9%	16.0%
% of FP17s for the same patient ID Re-attending between 3 & 9 months - Children	51	79	64.6%	57.4%	60.4%	58.0%
% of FP17s for the same patient ID Re-attending between 3 & 9 months - Adults	384	534	71.9%	48.4%	52.3%	50.9%
% of FP17s for Band 1 Urgent Courses	40	483	8.3%	9.6%	9.5%	9.1%
% of FP17s Relating to Free Repair or Replacements	4	483	0.8%	0.7%	0.7%	0.8%
% of FP17s Relating to Continuations	0	483	0.0%	0.8%	1.0%	1.1%
% of Patients satisfied with the dentistry they have received	8	9	N/A	92.9%	91.9%	91.7%
% of Patients satisfied with the time they had to wait for an appointment	9	9	N/A	90.0%	88.0%	88.0%

\* This is based on patients treated on this contract for their most recent course of treatment. Figures in italics indicate the base number of FP17s or Patient Questionnaire responses are less than 100. N/A is shown where the base number of responses is less than 10 during the period. % is calculated as Quantity/Base number\*100

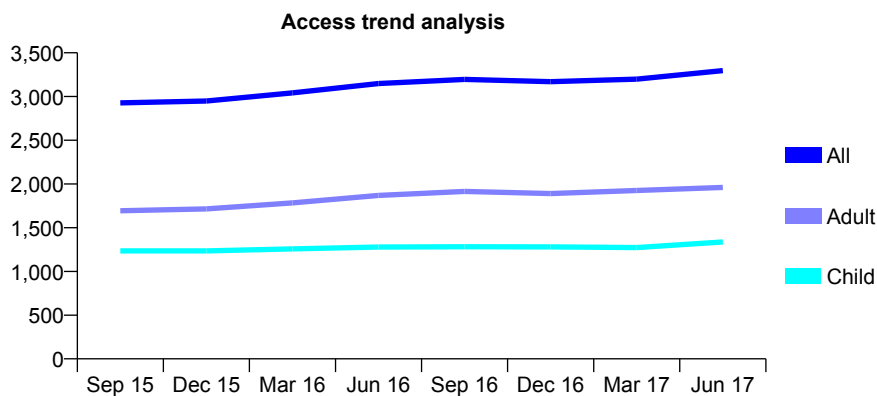
## Q69 - Vital Signs At a Glance Contract Report for 854166/0001 - June 2017

Name or company name	MRS JP BENNETT
Contract type name	GDS Contract
Purpose of contract	General
Contract start date	01/04/2006
Contract end date	

17/18 Contracted general activity (UDA)	5,698
Carry forward general activity (UDA)	0
17/18 Contracted orthodontic activity (UOA)	0
Carry forward orthodontic activity (UOA)	0
Baseline contract value	£112,514.90

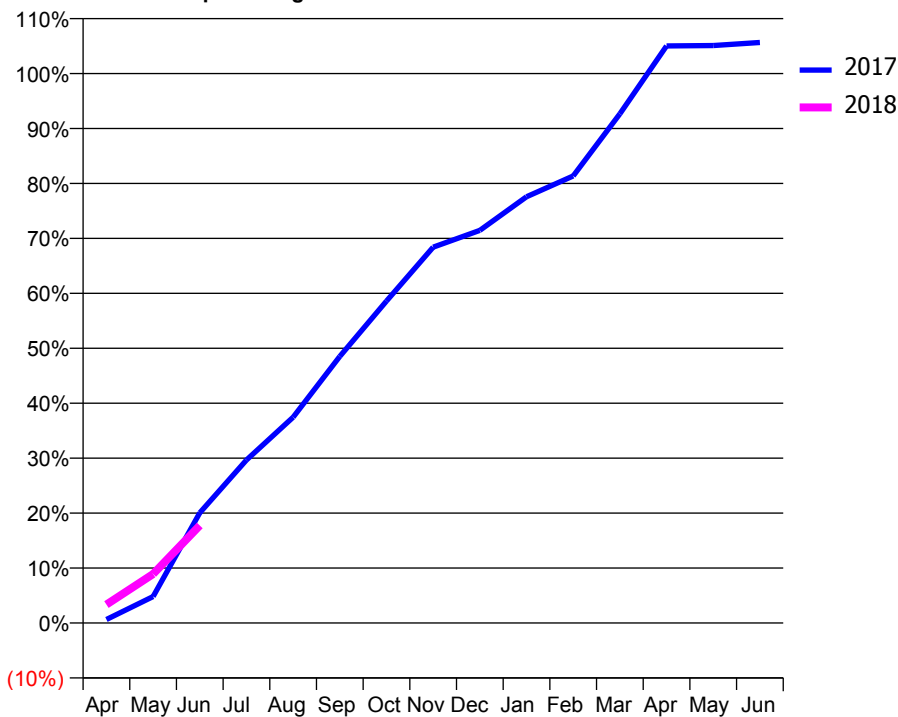
### ACCESS\*

Patients seen in 24 months	Total	Change since previous quarter
Quarter ending June 2016	3,148	
Quarter ending September 2016	3,196	→
Quarter ending December 2016	3,170	→
Quarter ending March 2017	3,199	→
Quarter ending June 2017	3,297	↑
<b>Variance since June 2016</b>	<b>4.7%</b>	<b>↑</b>



### ACTIVITY

Cumulative percentage of contracted UDA delivered 2017 & 2018



Adjusted Scheduled Activity (UDA)		
Month	2017	2018
April	38	192
May	286	509
June	1,189	1,011
July	1,758	
August	2,219	
September	2,875	
October	3,472	
November	4,053	
December	4,234	
January	4,597	
February	4,821	
March	5,491	
April	6,223	
May	6,228	
June	6,261	

### QUALITY

	Quantity	Base Number	Contract	AT	Region	England
% of FP17s for the same patient ID Re-attending within 3 months - Children	54	733	7.4%	11.3%	11.6%	12.0%
% of FP17s for the same patient ID Re-attending within 3 months - Adults	146	651	22.4%	15.1%	15.9%	16.0%
% of FP17s for the same patient ID Re-attending between 3 & 9 months - Children	442	733	60.3%	57.4%	60.4%	58.0%
% of FP17s for the same patient ID Re-attending between 3 & 9 months - Adults	285	651	43.8%	48.4%	52.3%	50.9%
% of FP17s for Band 1 Urgent Courses	56	618	9.1%	9.6%	9.5%	9.1%
% of FP17s Relating to Free Repair or Replacements	5	618	0.8%	0.7%	0.7%	0.8%
% of FP17s Relating to Continuations	0	618	0.0%	0.8%	1.0%	1.1%
% of Patients satisfied with the dentistry they have received	2	2	N/A	92.9%	91.9%	91.7%
% of Patients satisfied with the time they had to wait for an appointment	2	2	N/A	90.0%	88.0%	88.0%

\* This is based on patients treated on this contract for their most recent course of treatment. Figures in italics indicate the base number of FP17s or Patient Questionnaire responses are less than 100. N/A is shown where the base number of responses is less than 10 during the period. % is calculated as Quantity/Base number\*100

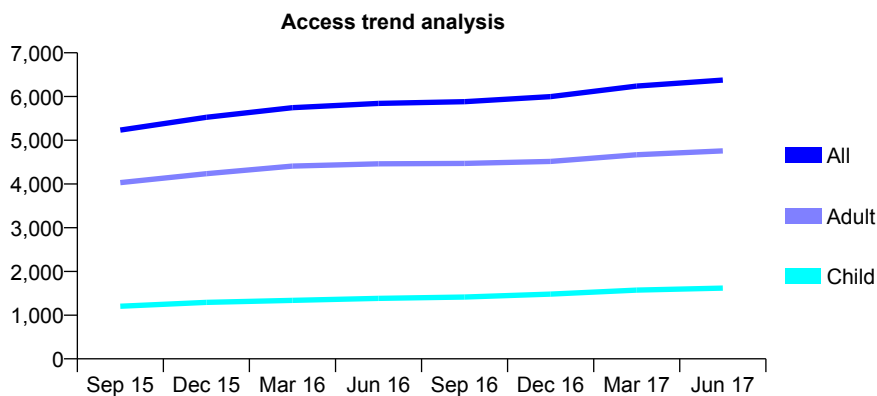
## Q69 - Vital Signs At a Glance Contract Report for 889660/0001 - June 2017

Name or company name	MR B AHMED
Contract type name	GDS Contract
Purpose of contract	General
Contract start date	25/07/2012
Contract end date	

17/18 Contracted general activity (UDA)	13,000
Carry forward general activity (UDA)	0
17/18 Contracted orthodontic activity (UOA)	0
Carry forward orthodontic activity (UOA)	0
Baseline contract value	£309,062.58

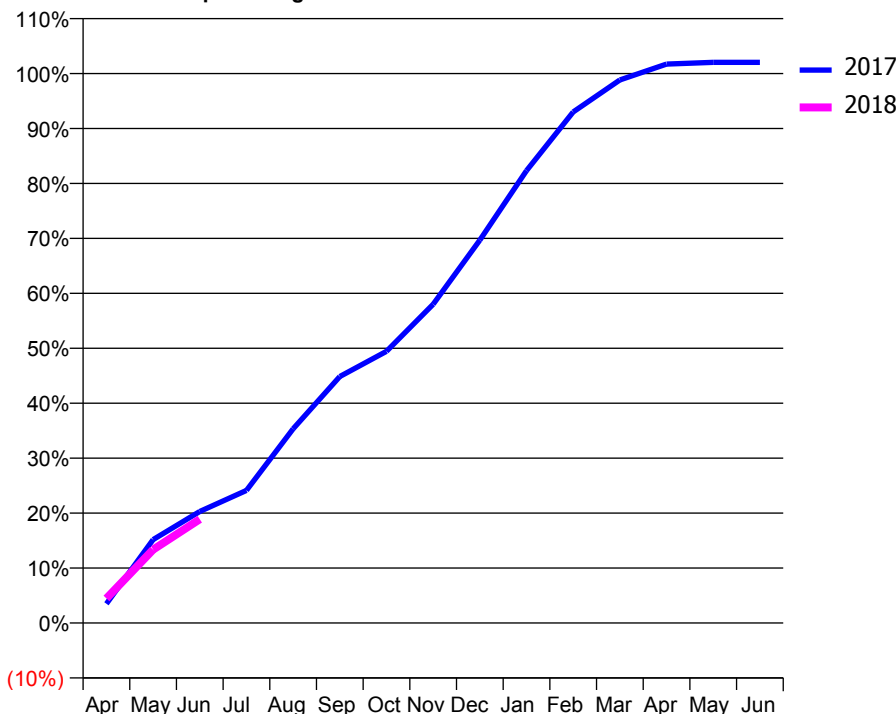
### ACCESS\*

Patients seen in 24 months	Total	Change since previous quarter
Quarter ending June 2016	5,844	
Quarter ending September 2016	5,883	→
Quarter ending December 2016	5,999	→
Quarter ending March 2017	6,239	↑
Quarter ending June 2017	6,376	↑
<b>Variance since June 2016</b>	<b>9.1%</b>	<b>↑</b>



### ACTIVITY

Cumulative percentage of contracted UDA delivered 2017 & 2018



Month	Adjusted Scheduled Activity (UDA)	
	2017	2018
April	475	581
May	2,053	1,738
June	2,746	2,455
July	3,264	
August	4,780	
September	6,064	
October	6,685	
November	7,842	
December	9,421	
January	11,129	
February	12,575	
March	13,360	
April	13,751	
May	13,794	
June	13,795	

### QUALITY

	Quantity	Base Number	Contract	AT	Region	England
% of FP17s for the same patient ID Re-attending within 3 months - Children	39	518	7.5%	11.3%	11.6%	12.0%
% of FP17s for the same patient ID Re-attending within 3 months - Adults	153	1,411	10.8%	15.1%	15.9%	16.0%
% of FP17s for the same patient ID Re-attending between 3 & 9 months - Children	312	518	60.2%	57.4%	60.4%	58.0%
% of FP17s for the same patient ID Re-attending between 3 & 9 months - Adults	814	1,411	57.7%	48.4%	52.3%	50.9%
% of FP17s for Band 1 Urgent Courses	143	1,441	9.9%	9.6%	9.5%	9.1%
% of FP17s Relating to Free Repair or Replacements	14	1,441	1.0%	0.7%	0.7%	0.8%
% of FP17s Relating to Continuations	5	1,441	0.3%	0.8%	1.0%	1.1%
% of Patients satisfied with the dentistry they have received	21	23	91.3%	92.9%	91.9%	91.7%
% of Patients satisfied with the time they had to wait for an appointment	23	23	100.0%	90.0%	88.0%	88.0%

\* This is based on patients treated on this contract for their most recent course of treatment. Figures in italics indicate the base number of FP17s or Patient Questionnaire responses are less than 100. N/A is shown where the base number of responses is less than 10 during the period. % is calculated as Quantity/Base number\*100

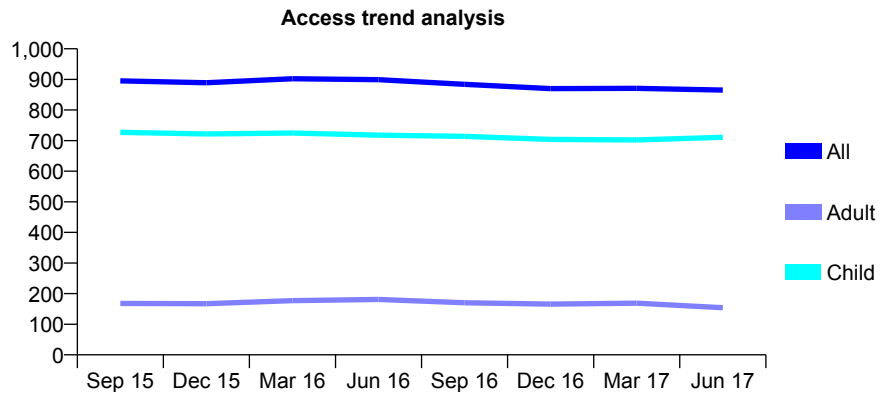
## Q69 - Vital Signs At a Glance Contract Report for 905763/0001 - June 2017

Name or company name	MR HR PATEL
Contract type name	GDS Contract
Purpose of contract	General
Contract start date	01/04/2006
Contract end date	

17/18 Contracted general activity (UDA)	2,000
Carry forward general activity (UDA)	0
17/18 Contracted orthodontic activity (UOA)	0
Carry forward orthodontic activity (UOA)	0
Baseline contract value	£44,551.25

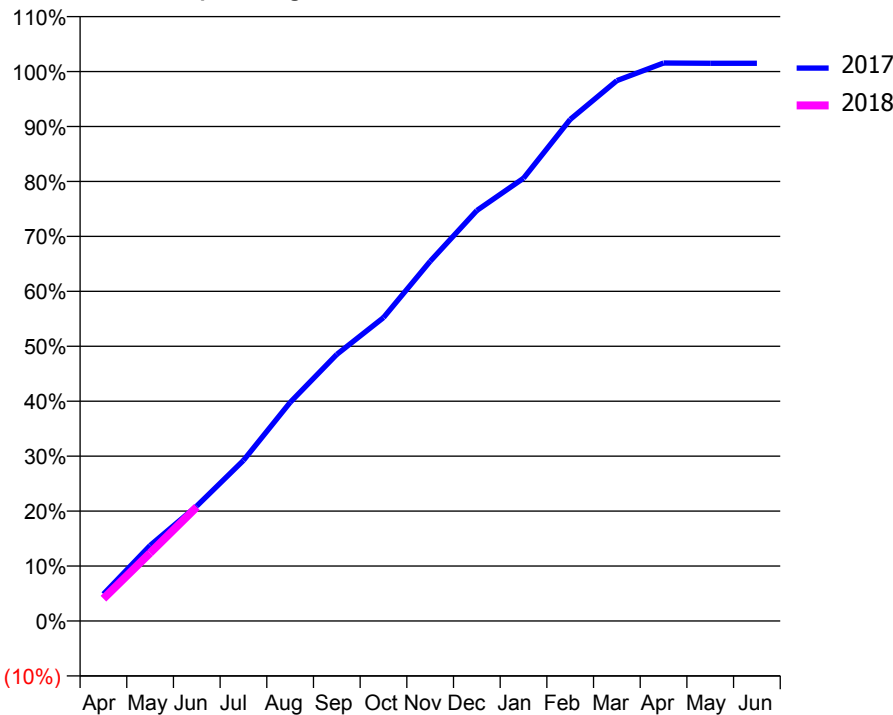
### ACCESS\*

Patients seen in 24 months	Total	Change since previous quarter
Quarter ending June 2016	899	
Quarter ending September 2016	884	↓
Quarter ending December 2016	870	↓
Quarter ending March 2017	871	→
Quarter ending June 2017	865	→
<b>Variance since June 2016</b>	<b>(3.8%)</b>	<b>↓</b>



### ACTIVITY

Cumulative percentage of contracted UDA delivered 2017 & 2018



Month	Adjusted Scheduled Activity (UDA)	
	2017	2018
April	98	81
May	275	248
June	419	415
July	585	
August	796	
September	970	
October	1,104	
November	1,309	
December	1,494	
January	1,611	
February	1,826	
March	1,967	
April	2,031	
May	2,030	
June	2,030	

### QUALITY

	Quantity	Base Number	Contract	AT	Region	England
% of FP17s for the same patient ID Re-attending within 3 months - Children	27	295	9.2%	11.3%	11.6%	12.0%
% of FP17s for the same patient ID Re-attending within 3 months - Adults	10	46	21.7%	15.1%	15.9%	16.0%
% of FP17s for the same patient ID Re-attending between 3 & 9 months - Children	162	295	54.9%	57.4%	60.4%	58.0%
% of FP17s for the same patient ID Re-attending between 3 & 9 months - Adults	23	46	50.0%	48.4%	52.3%	50.9%
% of FP17s for Band 1 Urgent Courses	12	279	4.3%	9.6%	9.5%	9.1%
% of FP17s Relating to Free Repair or Replacements	0	279	0.0%	0.7%	0.7%	0.8%
% of FP17s Relating to Continuations	0	279	0.0%	0.8%	1.0%	1.1%
% of Patients satisfied with the dentistry they have received	0	0	N/A	92.9%	91.9%	91.7%
% of Patients satisfied with the time they had to wait for an appointment	0	0	N/A	90.0%	88.0%	88.0%

\* This is based on patients treated on this contract for their most recent course of treatment. Figures in italics indicate the base number of FP17s or Patient Questionnaire responses are less than 100. N/A is shown where the base number of responses is less than 10 during the period. % is calculated as Quantity/Base number\*100

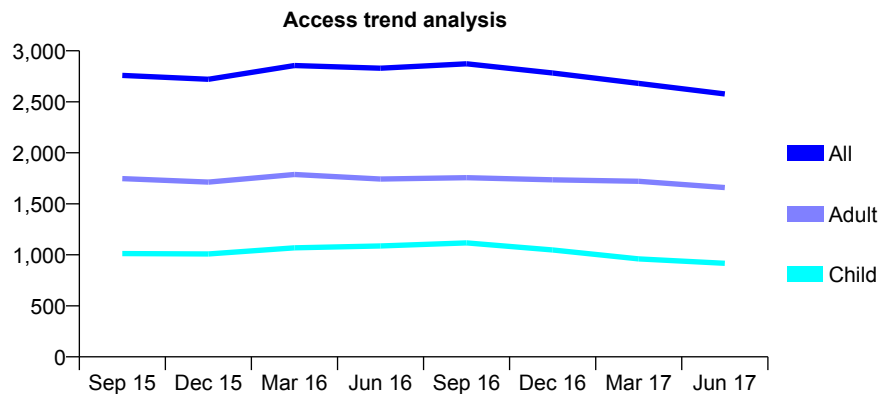
## Q69 - Vital Signs At a Glance Contract Report for 905860/0004 - June 2017

Name or company name	MR A MAKHANI
Contract type name	GDS Contract
Purpose of contract	General
Contract start date	01/04/2006
Contract end date	

17/18 Contracted general activity (UDA)	6,297
Carry forward general activity (UDA)	0
17/18 Contracted orthodontic activity (UOA)	0
Carry forward orthodontic activity (UOA)	0
Baseline contract value	£154,113.93

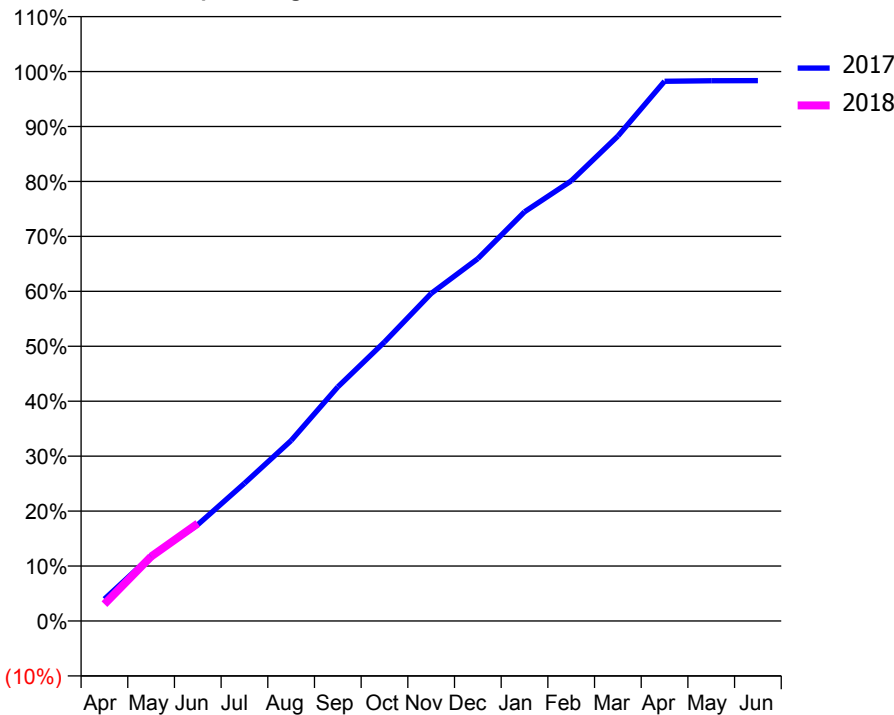
### ACCESS\*

Patients seen in 24 months	Total	Change since previous quarter
Quarter ending June 2016	2,830	
Quarter ending September 2016	2,873	→
Quarter ending December 2016	2,783	↓
Quarter ending March 2017	2,681	↓
Quarter ending June 2017	2,577	↓
<b>Variance since June 2016</b>	<b>(8.9%)</b>	<b>↓</b>



### ACTIVITY

Cumulative percentage of contracted UDA delivered 2017 & 2018



Adjusted Scheduled Activity (UDA)		
Month	2017	2018
April	251	193
May	745	739
June	1,104	1,118
July	1,578	
August	2,068	
September	2,683	
October	3,197	
November	3,754	
December	4,153	
January	4,690	
February	5,043	
March	5,556	
April	6,184	
May	6,191	
June	6,192	

### QUALITY

	Quantity	Base Number	Contract	AT	Region	England
% of FP17s for the same patient ID Re-attending within 3 months - Children	15	351	4.3%	11.3%	11.6%	12.0%
% of FP17s for the same patient ID Re-attending within 3 months - Adults	67	516	13.0%	15.1%	15.9%	16.0%
% of FP17s for the same patient ID Re-attending between 3 & 9 months - Children	200	351	57.0%	57.4%	60.4%	58.0%
% of FP17s for the same patient ID Re-attending between 3 & 9 months - Adults	212	516	41.1%	48.4%	52.3%	50.9%
% of FP17s for Band 1 Urgent Courses	52	597	8.7%	9.6%	9.5%	9.1%
% of FP17s Relating to Free Repair or Replacements	1	597	0.2%	0.7%	0.7%	0.8%
% of FP17s Relating to Continuations	2	597	0.3%	0.8%	1.0%	1.1%
% of Patients satisfied with the dentistry they have received	3	3	N/A	92.9%	91.9%	91.7%
% of Patients satisfied with the time they had to wait for an appointment	3	3	N/A	90.0%	88.0%	88.0%

\* This is based on patients treated on this contract for their most recent course of treatment. Figures in italics indicate the base number of FP17s or Patient Questionnaire responses are less than 100. N/A is shown where the base number of responses is less than 10 during the period. % is calculated as Quantity/Base number\*100

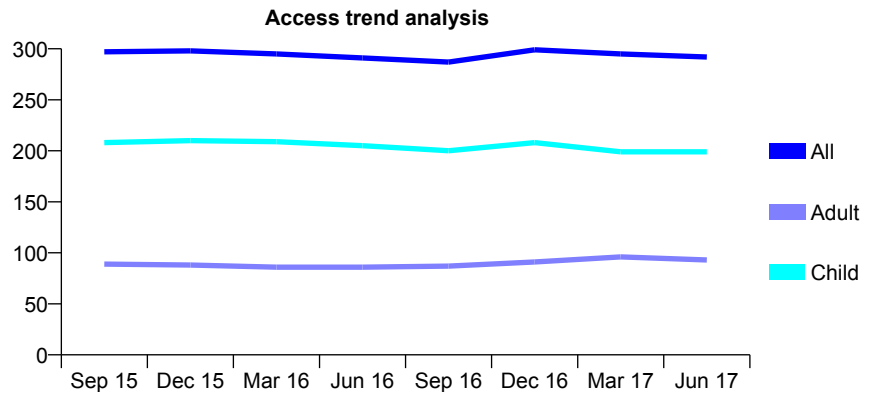
## Q69 - Vital Signs At a Glance Contract Report for 911658/0001 - June 2017

Name or company name	KH Lee Dental Praticce
Contract type name	GDS Contract
Purpose of contract	General
Contract start date	01/04/2006
Contract end date	

17/18 Contracted general activity (UDA)	520
Carry forward general activity (UDA)	0
17/18 Contracted orthodontic activity (UOA)	0
Carry forward orthodontic activity (UOA)	0
Baseline contract value	£11,945.68

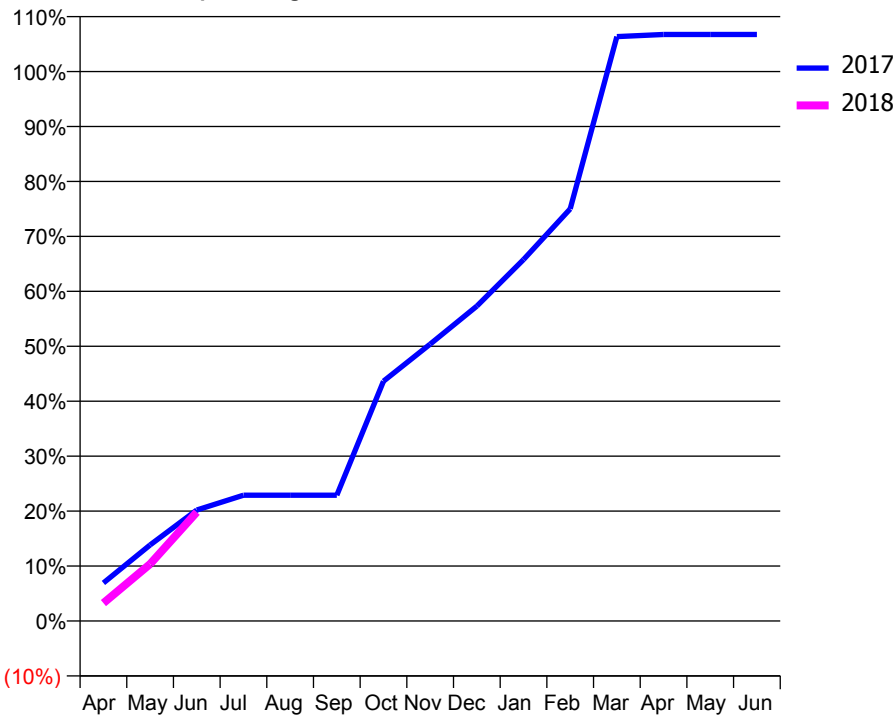
### ACCESS\*

Patients seen in 24 months	Total	Change since previous quarter
Quarter ending June 2016	291	
Quarter ending September 2016	287	↓
Quarter ending December 2016	299	↑
Quarter ending March 2017	295	↓
Quarter ending June 2017	292	↓
<b>Variance since June 2016</b>	<b>0.3%</b>	→



### ACTIVITY

Cumulative percentage of contracted UDA delivered 2017 & 2018



Month	Adjusted Scheduled Activity (UDA)	
	2017	2018
April	36	17
May	72	54
June	105	103
July	119	
August	119	
September	119	
October	227	
November	262	
December	298	
January	342	
February	390	
March	553	
April	555	
May	555	
June	555	

### QUALITY

	Quantity	Base Number	Contract	AT	Region	England
% of FP17s for the same patient ID Re-attending within 3 months - Children	1	70	1.4%	11.3%	11.6%	12.0%
% of FP17s for the same patient ID Re-attending within 3 months - Adults	0	16	0.0%	15.1%	15.9%	16.0%
% of FP17s for the same patient ID Re-attending between 3 & 9 months - Children	43	70	61.4%	57.4%	60.4%	58.0%
% of FP17s for the same patient ID Re-attending between 3 & 9 months - Adults	5	16	31.3%	48.4%	52.3%	50.9%
% of FP17s for Band 1 Urgent Courses	0	84	0.0%	9.6%	9.5%	9.1%
% of FP17s Relating to Free Repair or Replacements	0	84	0.0%	0.7%	0.7%	0.8%
% of FP17s Relating to Continuations	0	84	0.0%	0.8%	1.0%	1.1%
% of Patients satisfied with the dentistry they have received	0	0	N/A	92.9%	91.9%	91.7%
% of Patients satisfied with the time they had to wait for an appointment	0	0	N/A	90.0%	88.0%	88.0%

\* This is based on patients treated on this contract for their most recent course of treatment. Figures in italics indicate the base number of FP17s or Patient Questionnaire responses are less than 100. N/A is shown where the base number of responses is less than 10 during the period. % is calculated as Quantity/Base number\*100

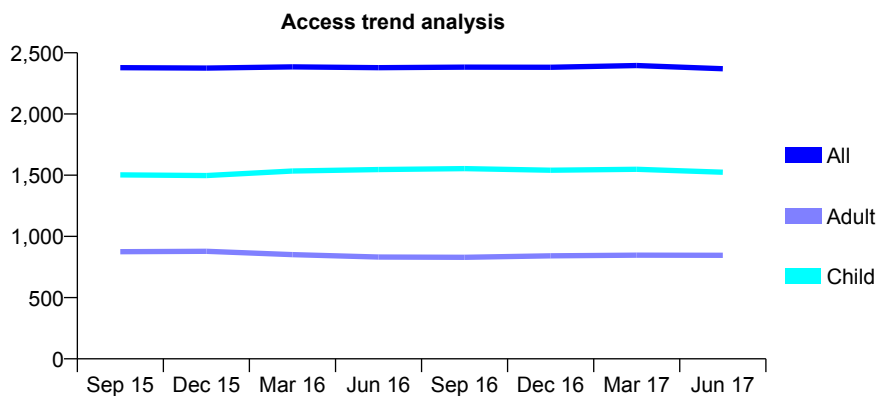
## Q69 - Vital Signs At a Glance Contract Report for 912344/0001 - June 2017

Name or company name	MISS LE DAVIES
Contract type name	GDS Contract
Purpose of contract	General
Contract start date	01/04/2006
Contract end date	

17/18 Contracted general activity (UDA)	5,439
Carry forward general activity (UDA)	0
17/18 Contracted orthodontic activity (UOA)	0
Carry forward orthodontic activity (UOA)	0
Baseline contract value	£112,234.08

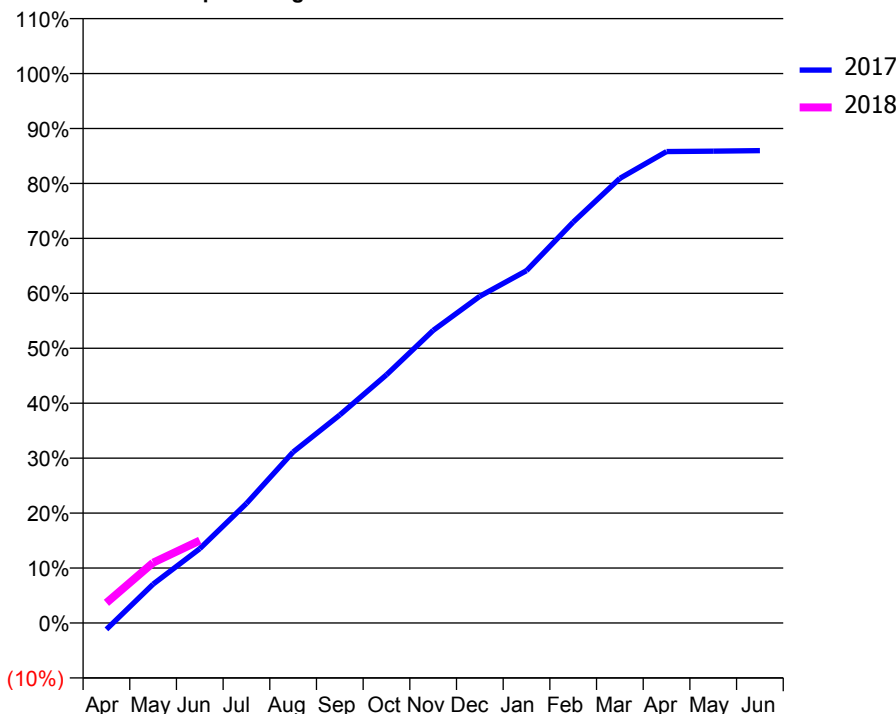
### ACCESS\*

Patients seen in 24 months	Total	Change since previous quarter
Quarter ending June 2016	2,378	
Quarter ending September 2016	2,383	→
Quarter ending December 2016	2,382	→
Quarter ending March 2017	2,396	→
Quarter ending June 2017	2,370	↓
<b>Variance since June 2016</b>	<b>(0.3%)</b>	→



### ACTIVITY

Cumulative percentage of contracted UDA delivered 2017 & 2018



Adjusted Scheduled Activity (UDA)		
Month	2017	2018
April	-64	200
May	384	598
June	736	816
July	1,184	
August	1,693	
September	2,060	
October	2,458	
November	2,897	
December	3,235	
January	3,488	
February	3,969	
March	4,401	
April	4,666	
May	4,670	
June	4,676	

### QUALITY

	Quantity	Base Number	Contract	AT	Region	England
% of FP17s for the same patient ID Re-attending within 3 months - Children	48	458	10.5%	11.3%	11.6%	12.0%
% of FP17s for the same patient ID Re-attending within 3 months - Adults	40	204	19.6%	15.1%	15.9%	16.0%
% of FP17s for the same patient ID Re-attending between 3 & 9 months - Children	191	458	41.7%	57.4%	60.4%	58.0%
% of FP17s for the same patient ID Re-attending between 3 & 9 months - Adults	71	204	34.8%	48.4%	52.3%	50.9%
% of FP17s for Band 1 Urgent Courses	40	509	7.9%	9.6%	9.5%	9.1%
% of FP17s Relating to Free Repair or Replacements	0	509	0.0%	0.7%	0.7%	0.8%
% of FP17s Relating to Continuations	0	509	0.0%	0.8%	1.0%	1.1%
% of Patients satisfied with the dentistry they have received	6	6	N/A	92.9%	91.9%	91.7%
% of Patients satisfied with the time they had to wait for an appointment	6	6	N/A	90.0%	88.0%	88.0%

\* This is based on patients treated on this contract for their most recent course of treatment. Figures in italics indicate the base number of FP17s or Patient Questionnaire responses are less than 100. N/A is shown where the base number of responses is less than 10 during the period. % is calculated as Quantity/Base number\*100



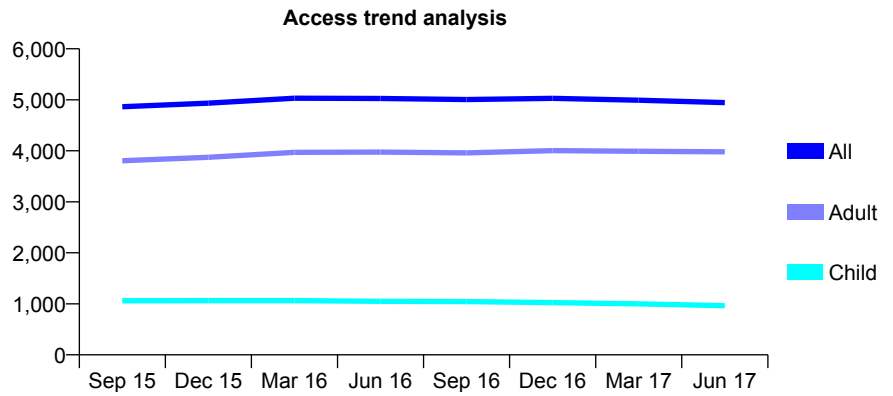
## Q69 - Vital Signs At a Glance Contract Report for 915211/0001 - June 2017

Name or company name	MISS A CHANDARIA
Contract type name	GDS Contract
Purpose of contract	General
Contract start date	01/04/2006
Contract end date	

17/18 Contracted general activity (UDA)	12,723
Carry forward general activity (UDA)	0
17/18 Contracted orthodontic activity (UOA)	0
Carry forward orthodontic activity (UOA)	0
Baseline contract value	£299,910.66

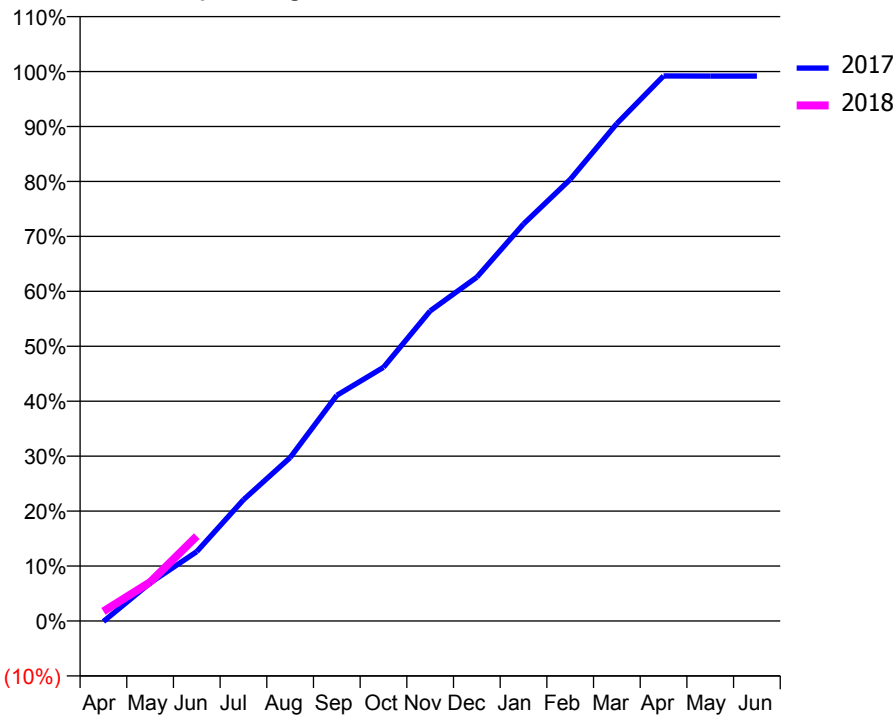
### ACCESS\*

Patients seen in 24 months	Total	Change since previous quarter
Quarter ending June 2016	5,026	
Quarter ending September 2016	5,004	→
Quarter ending December 2016	5,029	→
Quarter ending March 2017	4,992	→
Quarter ending June 2017	4,944	→
<b>Variance since June 2016</b>	<b>(1.6%)</b>	<b>↓</b>



### ACTIVITY

Cumulative percentage of contracted UDA delivered 2017 & 2018



Month	Adjusted Scheduled Activity (UDA)	
	2017	2018
April	-14	223
May	917	899
June	1,672	1,965
July	2,921	
August	3,936	
September	5,436	
October	6,108	
November	7,468	
December	8,280	
January	9,560	
February	10,633	
March	11,978	
April	13,123	
May	13,122	
June	13,122	

### QUALITY

	Quantity	Base Number	Contract	AT	Region	England
% of FP17s for the same patient ID Re-attending within 3 months - Children	13	292	4.5%	11.3%	11.6%	12.0%
% of FP17s for the same patient ID Re-attending within 3 months - Adults	119	1,223	9.7%	15.1%	15.9%	16.0%
% of FP17s for the same patient ID Re-attending between 3 & 9 months - Children	134	292	45.9%	57.4%	60.4%	58.0%
% of FP17s for the same patient ID Re-attending between 3 & 9 months - Adults	695	1,223	56.8%	48.4%	52.3%	50.9%
% of FP17s for Band 1 Urgent Courses	86	1,025	8.4%	9.6%	9.5%	9.1%
% of FP17s Relating to Free Repair or Replacements	1	1,025	0.1%	0.7%	0.7%	0.8%
% of FP17s Relating to Continuations	2	1,025	0.2%	0.8%	1.0%	1.1%
% of Patients satisfied with the dentistry they have received	15	16	93.8%	92.9%	91.9%	91.7%
% of Patients satisfied with the time they had to wait for an appointment	14	16	87.5%	90.0%	88.0%	88.0%

\* This is based on patients treated on this contract for their most recent course of treatment. Figures in italics indicate the base number of FP17s or Patient Questionnaire responses are less than 100. N/A is shown where the base number of responses is less than 10 during the period. % is calculated as Quantity/Base number\*100

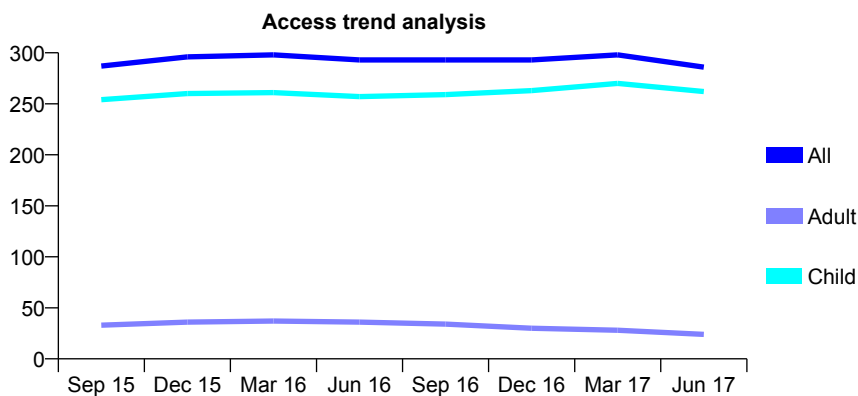
## Q69 - Vital Signs At a Glance Contract Report for 915564/0001 - June 2017

Name or company name	MR JM PATEL
Contract type name	GDS Contract
Purpose of contract	General
Contract start date	01/04/2006
Contract end date	

17/18 Contracted general activity (UDA)	580
Carry forward general activity (UDA)	0
17/18 Contracted orthodontic activity (UOA)	0
Carry forward orthodontic activity (UOA)	0
Baseline contract value	£11,097.26

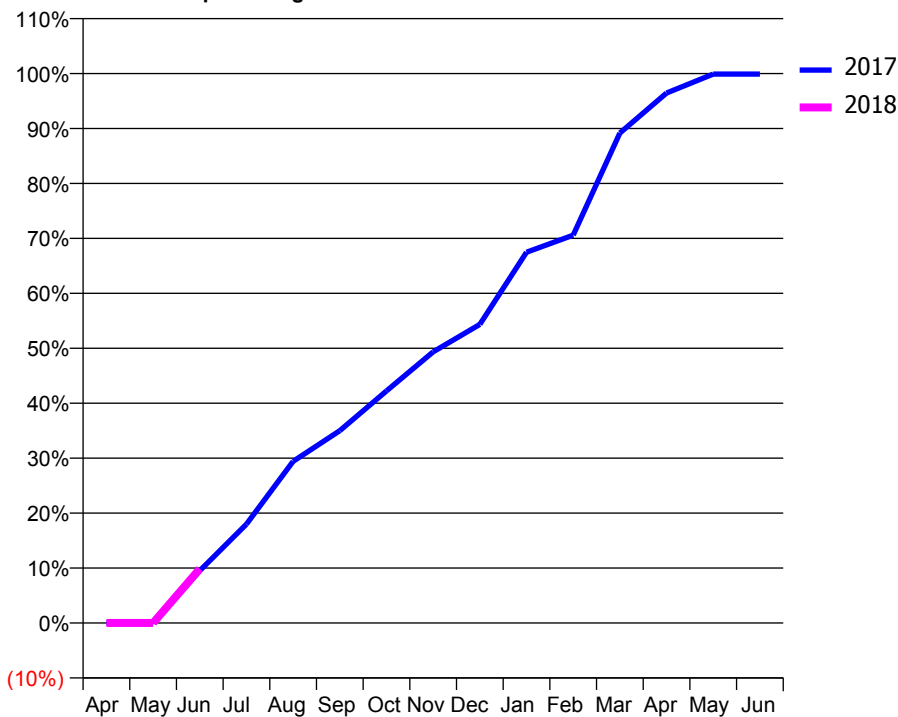
### ACCESS\*

Patients seen in 24 months	Total	Change since previous quarter
Quarter ending June 2016	293	
Quarter ending September 2016	293	→
Quarter ending December 2016	293	→
Quarter ending March 2017	298	→
Quarter ending June 2017	286	↓
<b>Variance since June 2016</b>	<b>(2.4%)</b>	<b>↓</b>



### ACTIVITY

Cumulative percentage of contracted UDA delivered 2017 & 2018



Adjusted Scheduled Activity (UDA)

Month	2017	2018
April	0	0
May	0	0
June	55	57
July	104	
August	171	
September	203	
October	245	
November	286	
December	315	
January	391	
February	409	
March	517	
April	559	
May	579	
June	579	

### QUALITY

	Quantity	Base Number	Contract	AT	Region	England
% of FP17s for the same patient ID Re-attending within 3 months - Children	3	87	3.4%	11.3%	11.6%	12.0%
% of FP17s for the same patient ID Re-attending within 3 months - Adults	0	0	N/A	15.1%	15.9%	16.0%
% of FP17s for the same patient ID Re-attending between 3 & 9 months - Children	69	87	79.3%	57.4%	60.4%	58.0%
% of FP17s for the same patient ID Re-attending between 3 & 9 months - Adults	0	0	N/A	48.4%	52.3%	50.9%
% of FP17s for Band 1 Urgent Courses	1	39	2.6%	9.6%	9.5%	9.1%
% of FP17s Relating to Free Repair or Replacements	0	39	0.0%	0.7%	0.7%	0.8%
% of FP17s Relating to Continuations	0	39	0.0%	0.8%	1.0%	1.1%
% of Patients satisfied with the dentistry they have received	0	0	N/A	92.9%	91.9%	91.7%
% of Patients satisfied with the time they had to wait for an appointment	0	0	N/A	90.0%	88.0%	88.0%

\* This is based on patients treated on this contract for their most recent course of treatment. Figures in italics indicate the base number of FP17s or Patient Questionnaire responses are less than 100. N/A is shown where the base number of responses is less than 10 during the period. % is calculated as Quantity/Base number\*100

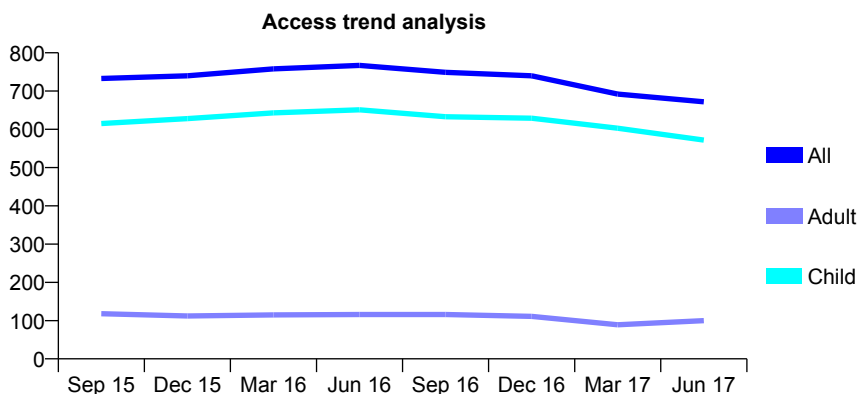
## Q69 - Vital Signs At a Glance Contract Report for 916439/0001 - June 2017

Name or company name	MR A SYED
Contract type name	GDS Contract
Purpose of contract	General
Contract start date	01/04/2006
Contract end date	

17/18 Contracted general activity (UDA)	963
Carry forward general activity (UDA)	0
17/18 Contracted orthodontic activity (UOA)	0
Carry forward orthodontic activity (UOA)	0
Baseline contract value	£21,681.61

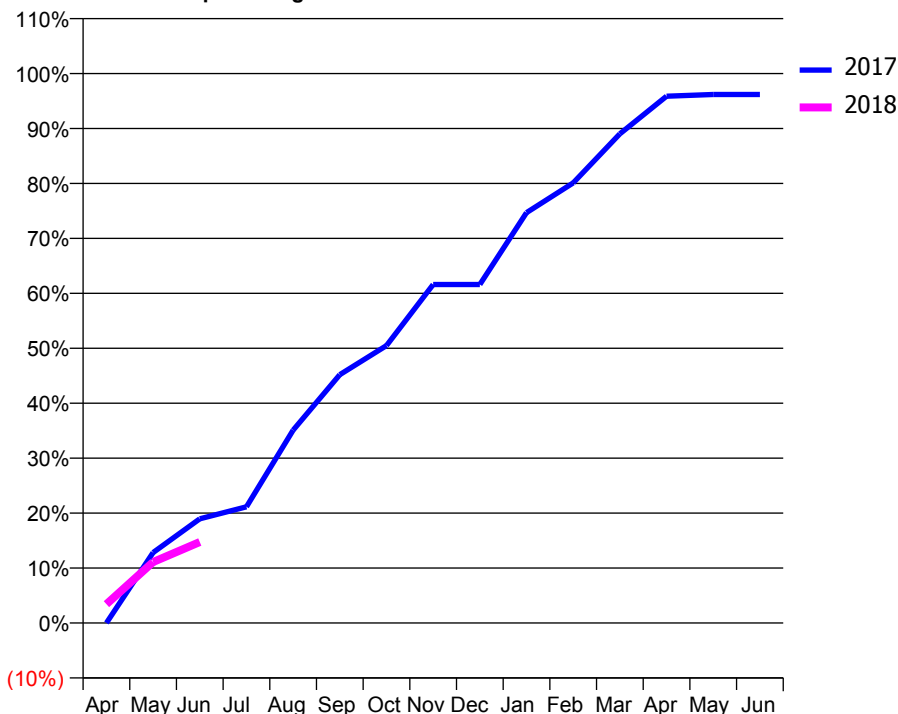
### ACCESS\*

Patients seen in 24 months	Total	Change since previous quarter
Quarter ending June 2016	767	
Quarter ending September 2016	749	↓
Quarter ending December 2016	740	↓
Quarter ending March 2017	692	↓
Quarter ending June 2017	672	↓
<b>Variance since June 2016</b>	<b>(12.4%)</b>	<b>↓</b>



### ACTIVITY

Cumulative percentage of contracted UDA delivered 2017 & 2018



Adjusted Scheduled Activity (UDA)

Month	2017	2018
April	0	33
May	123	107
June	183	142
July	204	
August	338	
September	435	
October	486	
November	593	
December	593	
January	719	
February	771	
March	857	
April	923	
May	926	
June	926	

### QUALITY

	Quantity	Base Number	Contract	AT	Region	England
% of FP17s for the same patient ID Re-attending within 3 months - Children	4	170	2.4%	11.3%	11.6%	12.0%
% of FP17s for the same patient ID Re-attending within 3 months - Adults	0	11	0.0%	15.1%	15.9%	16.0%
% of FP17s for the same patient ID Re-attending between 3 & 9 months - Children	96	170	56.5%	57.4%	60.4%	58.0%
% of FP17s for the same patient ID Re-attending between 3 & 9 months - Adults	4	11	36.4%	48.4%	52.3%	50.9%
% of FP17s for Band 1 Urgent Courses	0	128	0.0%	9.6%	9.5%	9.1%
% of FP17s Relating to Free Repair or Replacements	0	128	0.0%	0.7%	0.7%	0.8%
% of FP17s Relating to Continuations	0	128	0.0%	0.8%	1.0%	1.1%
% of Patients satisfied with the dentistry they have received	0	0	N/A	92.9%	91.9%	91.7%
% of Patients satisfied with the time they had to wait for an appointment	0	0	N/A	90.0%	88.0%	88.0%

\* This is based on patients treated on this contract for their most recent course of treatment. Figures in italics indicate the base number of FP17s or Patient Questionnaire responses are less than 100. N/A is shown where the base number of responses is less than 10 during the period. % is calculated as Quantity/Base number\*100

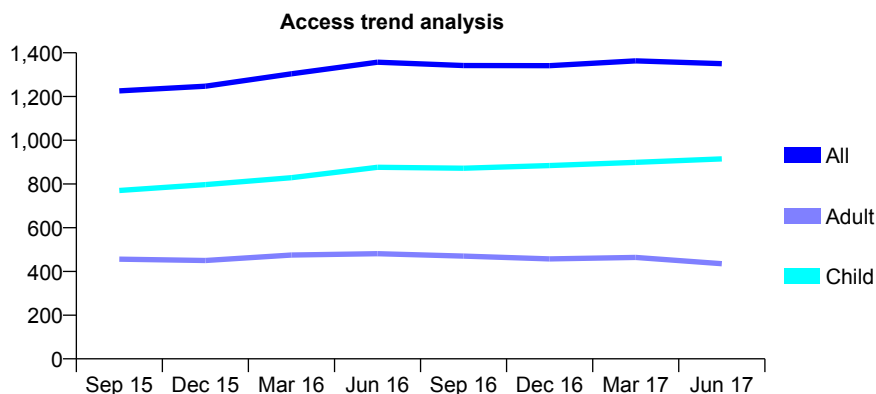
## Q69 - Vital Signs At a Glance Contract Report for 917044/0001 - June 2017

Name or company name	MISS M KHANNA
Contract type name	GDS Contract
Purpose of contract	General
Contract start date	01/04/2006
Contract end date	

17/18 Contracted general activity (UDA)	3,000
Carry forward general activity (UDA)	0
17/18 Contracted orthodontic activity (UOA)	0
Carry forward orthodontic activity (UOA)	0
Baseline contract value	£62,915.32

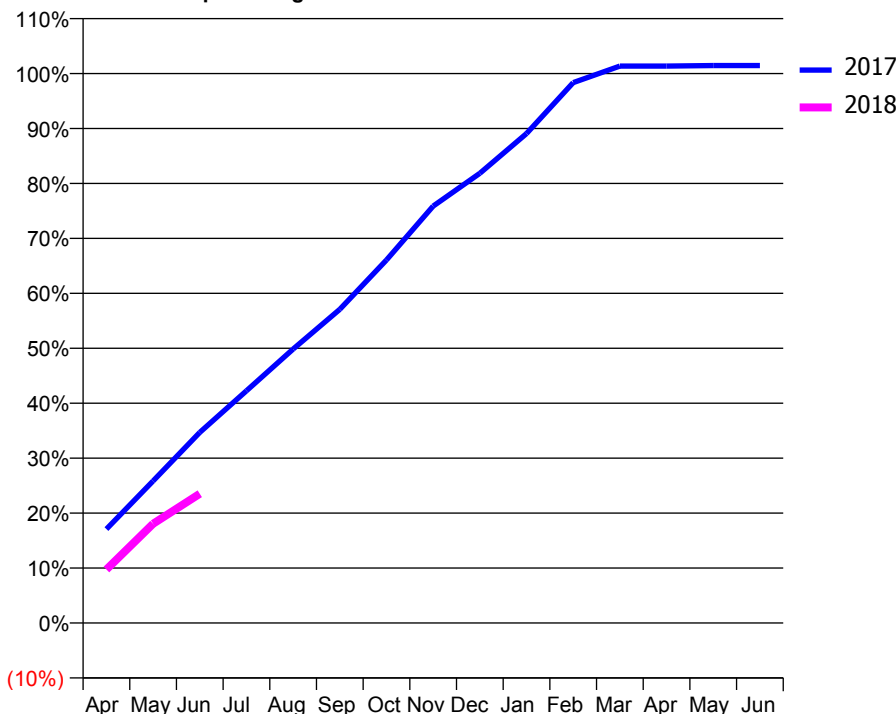
### ACCESS\*

Patients seen in 24 months	Total	Change since previous quarter
Quarter ending June 2016	1,357	
Quarter ending September 2016	1,342	↓
Quarter ending December 2016	1,341	→
Quarter ending March 2017	1,363	→
Quarter ending June 2017	1,350	→
<b>Variance since June 2016</b>	<b>(0.5%)</b>	→



### ACTIVITY

Cumulative percentage of contracted UDA delivered 2017 & 2018



Adjusted Scheduled Activity (UDA)

Month	2017	2018
April	513	293
May	776	542
June	1,041	706
July	1,268	
August	1,496	
September	1,713	
October	1,982	
November	2,276	
December	2,455	
January	2,672	
February	2,951	
March	3,041	
April	3,041	
May	3,044	
June	3,044	

### QUALITY

	Quantity	Base Number	Contract	AT	Region	England
% of FP17s for the same patient ID Re-attending within 3 months - Children	16	335	4.8%	11.3%	11.6%	12.0%
% of FP17s for the same patient ID Re-attending within 3 months - Adults	3	82	3.7%	15.1%	15.9%	16.0%
% of FP17s for the same patient ID Re-attending between 3 & 9 months - Children	183	335	54.6%	57.4%	60.4%	58.0%
% of FP17s for the same patient ID Re-attending between 3 & 9 months - Adults	43	82	52.4%	48.4%	52.3%	50.9%
% of FP17s for Band 1 Urgent Courses	8	416	1.9%	9.6%	9.5%	9.1%
% of FP17s Relating to Free Repair or Replacements	0	416	0.0%	0.7%	0.7%	0.8%
% of FP17s Relating to Continuations	3	416	0.7%	0.8%	1.0%	1.1%
% of Patients satisfied with the dentistry they have received	1	1	N/A	92.9%	91.9%	91.7%
% of Patients satisfied with the time they had to wait for an appointment	1	1	N/A	90.0%	88.0%	88.0%

\* This is based on patients treated on this contract for their most recent course of treatment. Figures in italics indicate the base number of FP17s or Patient Questionnaire responses are less than 100. N/A is shown where the base number of responses is less than 10 during the period. % is calculated as Quantity/Base number\*100

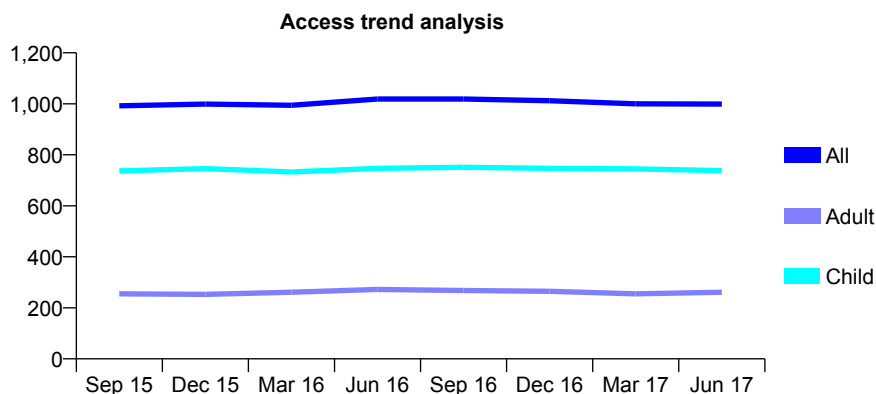
## Q69 - Vital Signs At a Glance Contract Report for 919306/0001 - June 2017

Name or company name	MR DJ VAN DER SPUY
Contract type name	GDS Contract
Purpose of contract	General
Contract start date	01/04/2006
Contract end date	

17/18 Contracted general activity (UDA)	3,200
Carry forward general activity (UDA)	0
17/18 Contracted orthodontic activity (UOA)	0
Carry forward orthodontic activity (UOA)	0
Baseline contract value	£73,529.58

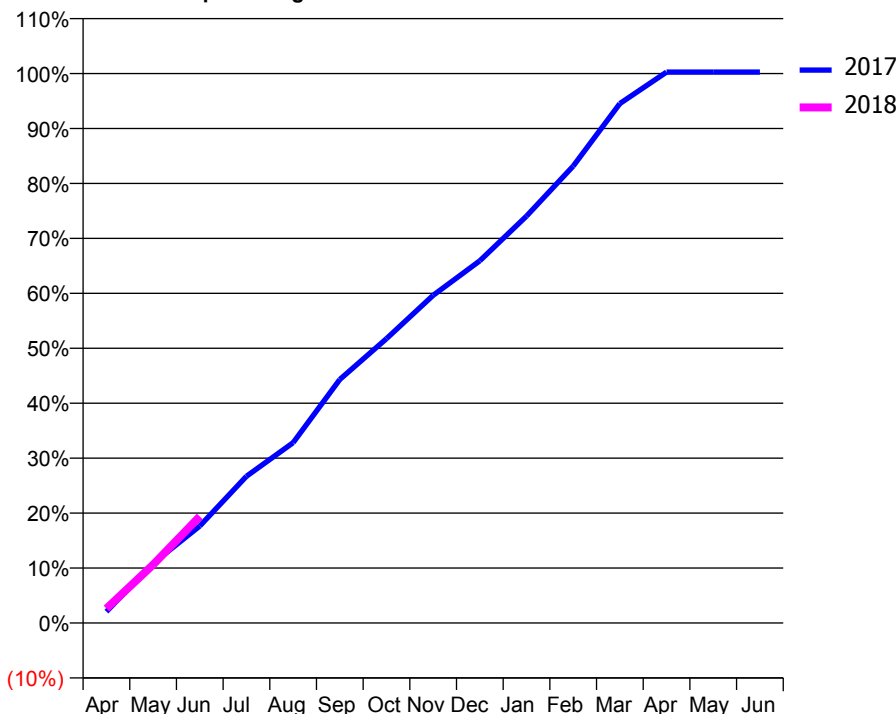
### ACCESS\*

Patients seen in 24 months	Total	Change since previous quarter
Quarter ending June 2016	1,019	
Quarter ending September 2016	1,019	→
Quarter ending December 2016	1,012	→
Quarter ending March 2017	1,000	↓
Quarter ending June 2017	999	→
<b>Variance since June 2016</b>	<b>(2.0%)</b>	<b>↓</b>



### ACTIVITY

Cumulative percentage of contracted UDA delivered 2017 & 2018



Adjusted Scheduled Activity (UDA)

Month	2017	2018
April	67	84
May	348	340
June	565	621
July	854	
August	1,050	
September	1,418	
October	1,656	
November	1,908	
December	2,110	
January	2,369	
February	2,661	
March	3,025	
April	3,208	
May	3,208	
June	3,208	

### QUALITY

	Quantity	Base Number	Contract	AT	Region	England
% of FP17s for the same patient ID Re-attending within 3 months - Children	40	352	11.4%	11.3%	11.6%	12.0%
% of FP17s for the same patient ID Re-attending within 3 months - Adults	25	86	29.1%	15.1%	15.9%	16.0%
% of FP17s for the same patient ID Re-attending between 3 & 9 months - Children	244	352	69.3%	57.4%	60.4%	58.0%
% of FP17s for the same patient ID Re-attending between 3 & 9 months - Adults	48	86	55.8%	48.4%	52.3%	50.9%
% of FP17s for Band 1 Urgent Courses	6	326	1.8%	9.6%	9.5%	9.1%
% of FP17s Relating to Free Repair or Replacements	0	326	0.0%	0.7%	0.7%	0.8%
% of FP17s Relating to Continuations	1	326	0.3%	0.8%	1.0%	1.1%
% of Patients satisfied with the dentistry they have received	0	0	N/A	92.9%	91.9%	91.7%
% of Patients satisfied with the time they had to wait for an appointment	0	0	N/A	90.0%	88.0%	88.0%

\* This is based on patients treated on this contract for their most recent course of treatment. Figures in italics indicate the base number of FP17s or Patient Questionnaire responses are less than 100. N/A is shown where the base number of responses is less than 10 during the period. % is calculated as Quantity/Base number\*100

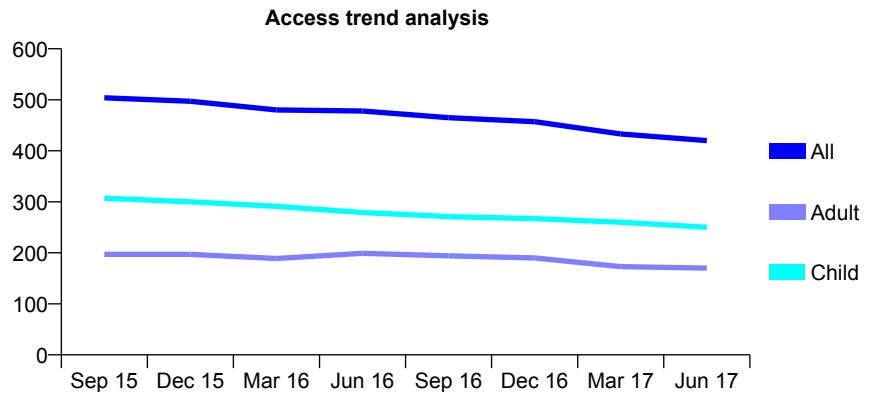
## Q69 - Vital Signs At a Glance Contract Report for 920525/0001 - June 2017

Name or company name	MR T MOEHL
Contract type name	GDS Contract
Purpose of contract	General
Contract start date	01/04/2006
Contract end date	

17/18 Contracted general activity (UDA)	1,635
Carry forward general activity (UDA)	0
17/18 Contracted orthodontic activity (UOA)	0
Carry forward orthodontic activity (UOA)	0
Baseline contract value	£39,050.92

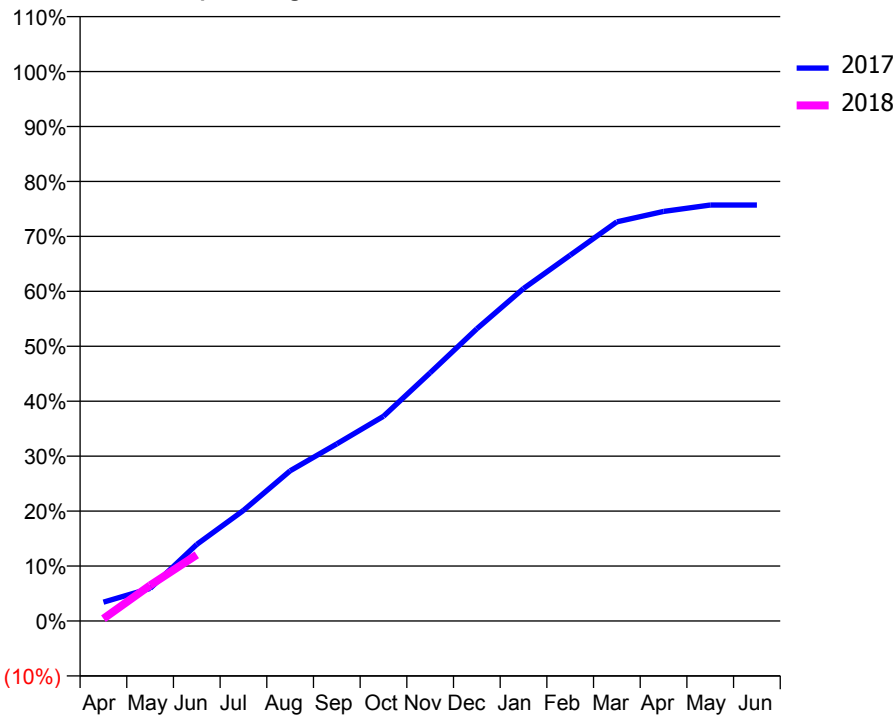
### ACCESS\*

Patients seen in 24 months	Total	Change since previous quarter
Quarter ending June 2016	478	
Quarter ending September 2016	465	↓
Quarter ending December 2016	457	↓
Quarter ending March 2017	433	↓
Quarter ending June 2017	420	↓
<b>Variance since June 2016</b>	<b>(12.1%)</b>	<b>↓</b>



### ACTIVITY

Cumulative percentage of contracted UDA delivered 2017 & 2018



Month	Adjusted Scheduled Activity (UDA)	
	2017	2018
April	56	7
May	97	106
June	228	197
July	329	
August	447	
September	527	
October	609	
November	738	
December	869	
January	989	
February	1,089	
March	1,188	
April	1,219	
May	1,238	
June	1,238	

### QUALITY

	Quantity	Base Number	Contract	AT	Region	England
% of FP17s for the same patient ID Re-attending within 3 months - Children	3	57	5.3%	11.3%	11.6%	12.0%
% of FP17s for the same patient ID Re-attending within 3 months - Adults	12	41	29.3%	15.1%	15.9%	16.0%
% of FP17s for the same patient ID Re-attending between 3 & 9 months - Children	23	57	40.4%	57.4%	60.4%	58.0%
% of FP17s for the same patient ID Re-attending between 3 & 9 months - Adults	21	41	51.2%	48.4%	52.3%	50.9%
% of FP17s for Band 1 Urgent Courses	0	82	0.0%	9.6%	9.5%	9.1%
% of FP17s Relating to Free Repair or Replacements	0	82	0.0%	0.7%	0.7%	0.8%
% of FP17s Relating to Continuations	2	82	2.4%	0.8%	1.0%	1.1%
% of Patients satisfied with the dentistry they have received	1	1	N/A	92.9%	91.9%	91.7%
% of Patients satisfied with the time they had to wait for an appointment	1	1	N/A	90.0%	88.0%	88.0%

\* This is based on patients treated on this contract for their most recent course of treatment. Figures in italics indicate the base number of FP17s or Patient Questionnaire responses are less than 100. N/A is shown where the base number of responses is less than 10 during the period. % is calculated as Quantity/Base number\*100

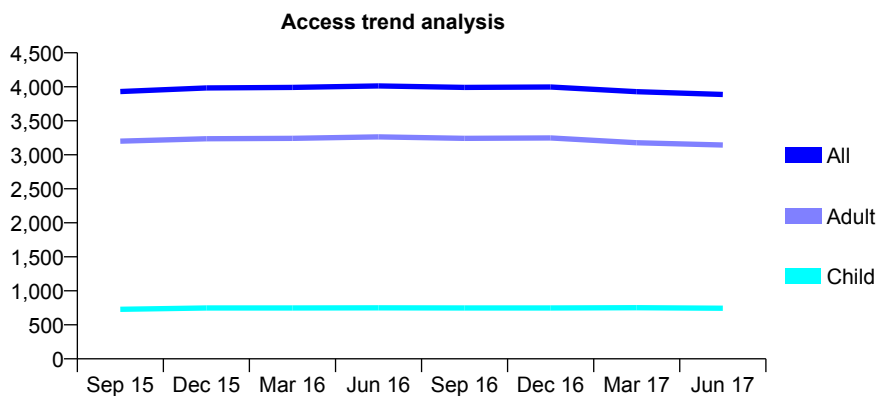
## Q69 - Vital Signs At a Glance Contract Report for 920592/0001 - June 2017

Name or company name	MR AJ CROSBIE
Contract type name	GDS Contract
Purpose of contract	General
Contract start date	01/02/2009
Contract end date	

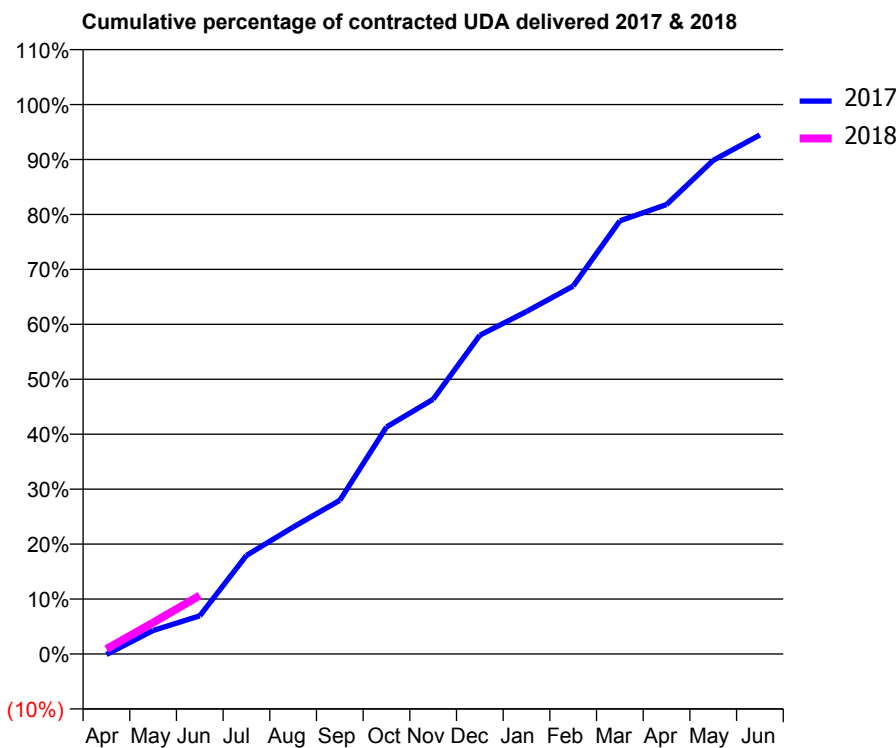
17/18 Contracted general activity (UDA)	10,001
Carry forward general activity (UDA)	0
17/18 Contracted orthodontic activity (UOA)	0
Carry forward orthodontic activity (UOA)	0
Baseline contract value	£233,208.48

### ACCESS\*

Patients seen in 24 months	Total	Change since previous quarter
Quarter ending June 2016	4,013	
Quarter ending September 2016	3,991	→
Quarter ending December 2016	3,998	→
Quarter ending March 2017	3,929	↓
Quarter ending June 2017	3,888	↓
<b>Variance since June 2016</b>	<b>(3.1%)</b>	<b>↓</b>



### ACTIVITY



Month	Adjusted Scheduled Activity (UDA)	
	2017	2018
April	-11	90
May	428	572
June	696	1,063
July	1,794	
August	2,310	
September	2,798	
October	4,132	
November	4,637	
December	5,802	
January	6,234	
February	6,697	
March	7,883	
April	8,181	
May	8,987	
June	9,447	

### QUALITY

	Quantity	Base Number	Contract	AT	Region	England
% of FP17s for the same patient ID Re-attending within 3 months - Children	6	240	2.5%	11.3%	11.6%	12.0%
% of FP17s for the same patient ID Re-attending within 3 months - Adults	170	1,117	15.2%	15.1%	15.9%	16.0%
% of FP17s for the same patient ID Re-attending between 3 & 9 months - Children	152	240	63.3%	57.4%	60.4%	58.0%
% of FP17s for the same patient ID Re-attending between 3 & 9 months - Adults	644	1,117	57.7%	48.4%	52.3%	50.9%
% of FP17s for Band 1 Urgent Courses	45	575	7.8%	9.6%	9.5%	9.1%
% of FP17s Relating to Free Repair or Replacements	5	575	0.9%	0.7%	0.7%	0.8%
% of FP17s Relating to Continuations	5	575	0.9%	0.8%	1.0%	1.1%
% of Patients satisfied with the dentistry they have received	7	8	N/A	92.9%	91.9%	91.7%
% of Patients satisfied with the time they had to wait for an appointment	8	8	N/A	90.0%	88.0%	88.0%

\* This is based on patients treated on this contract for their most recent course of treatment. Figures in italics indicate the base number of FP17s or Patient Questionnaire responses are less than 100. N/A is shown where the base number of responses is less than 10 during the period. % is calculated as Quantity/Base number\*100

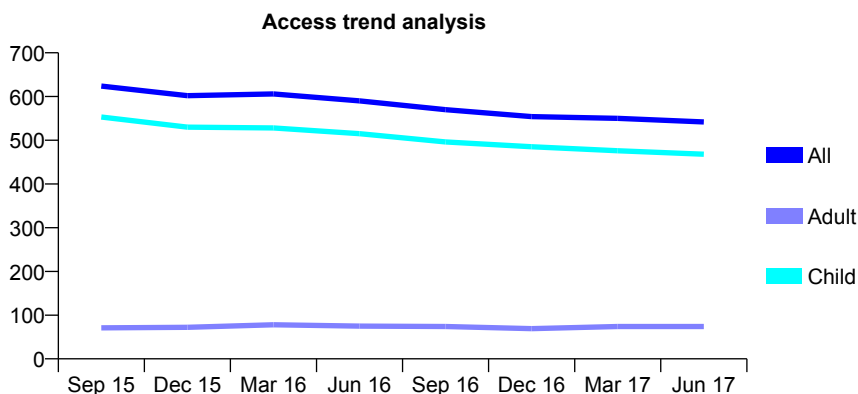
## Q69 - Vital Signs At a Glance Contract Report for 920738/0002 - June 2017

Name or company name	MR A KOTHARI
Contract type name	GDS Contract
Purpose of contract	General
Contract start date	01/04/2006
Contract end date	

17/18 Contracted general activity (UDA)	945
Carry forward general activity (UDA)	0
17/18 Contracted orthodontic activity (UOA)	0
Carry forward orthodontic activity (UOA)	0
Baseline contract value	£22,296.16

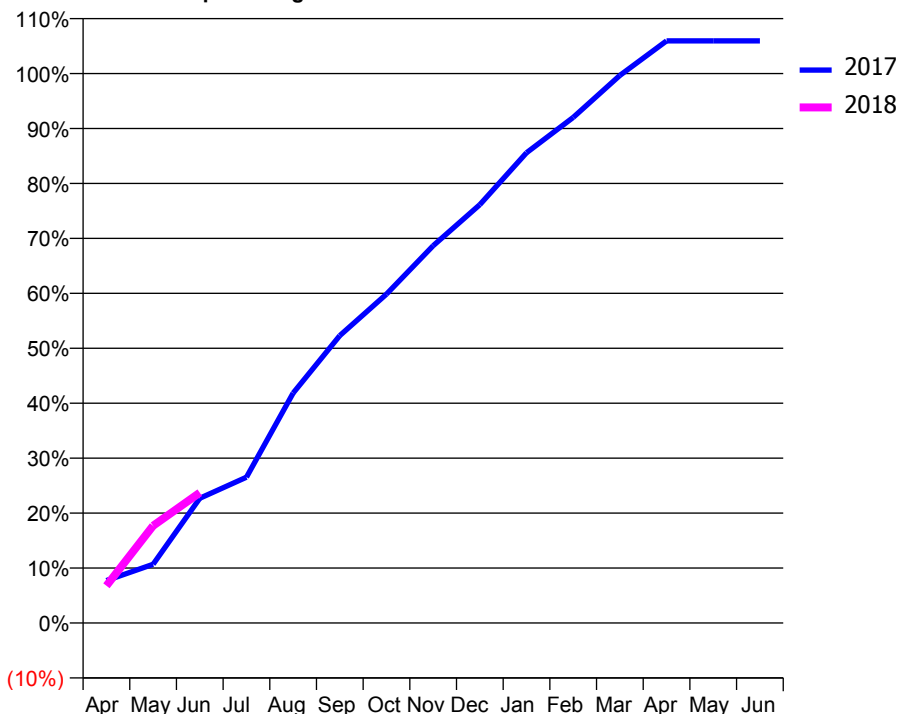
### ACCESS\*

Patients seen in 24 months	Total	Change since previous quarter
Quarter ending June 2016	590	
Quarter ending September 2016	570	↓
Quarter ending December 2016	554	↓
Quarter ending March 2017	550	→
Quarter ending June 2017	542	↓
<b>Variance since June 2016</b>	<b>(8.1%)</b>	<b>↓</b>



### ACTIVITY

**Cumulative percentage of contracted UDA delivered 2017 & 2018**



**Adjusted Scheduled Activity (UDA)**

Month	2017	2018
April	73	64
May	101	167
June	215	224
July	251	
August	395	
September	494	
October	566	
November	649	
December	720	
January	809	
February	869	
March	942	
April	1,001	
May	1,001	
June	1,001	

### QUALITY

	Quantity	Base Number	Contract	AT	Region	England
% of FP17s for the same patient ID Re-attending within 3 months - Children	13	210	6.2%	11.3%	11.6%	12.0%
% of FP17s for the same patient ID Re-attending within 3 months - Adults	0	13	0.0%	15.1%	15.9%	16.0%
% of FP17s for the same patient ID Re-attending between 3 & 9 months - Children	135	210	64.3%	57.4%	60.4%	58.0%
% of FP17s for the same patient ID Re-attending between 3 & 9 months - Adults	7	13	53.8%	48.4%	52.3%	50.9%
% of FP17s for Band 1 Urgent Courses	1	170	0.6%	9.6%	9.5%	9.1%
% of FP17s Relating to Free Repair or Replacements	0	170	0.0%	0.7%	0.7%	0.8%
% of FP17s Relating to Continuations	0	170	0.0%	0.8%	1.0%	1.1%
% of Patients satisfied with the dentistry they have received	0	0	N/A	92.9%	91.9%	91.7%
% of Patients satisfied with the time they had to wait for an appointment	0	0	N/A	90.0%	88.0%	88.0%

\* This is based on patients treated on this contract for their most recent course of treatment. Figures in italics indicate the base number of FP17s or Patient Questionnaire responses are less than 100. N/A is shown where the base number of responses is less than 10 during the period. % is calculated as Quantity/Base number\*100



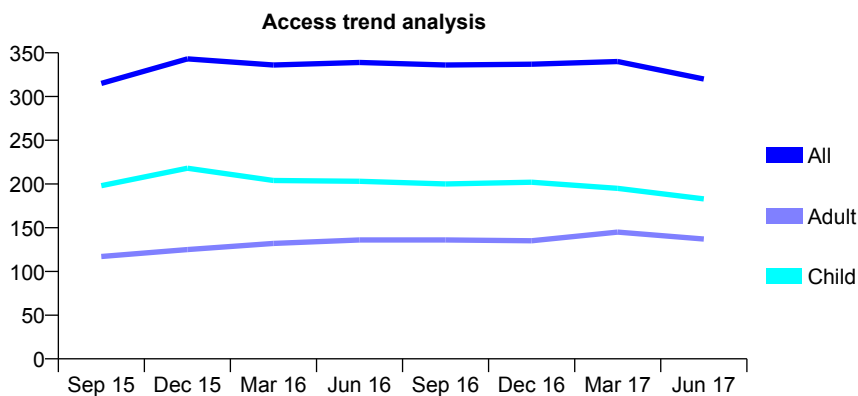
## Q69 - Vital Signs At a Glance Contract Report for 921270/0001 - June 2017

Name or company name	MR MN GOSZTONYI
Contract type name	GDS Contract
Purpose of contract	General
Contract start date	01/04/2006
Contract end date	

17/18 Contracted general activity (UDA)	766
Carry forward general activity (UDA)	0
17/18 Contracted orthodontic activity (UOA)	0
Carry forward orthodontic activity (UOA)	0
Baseline contract value	£17,016.94

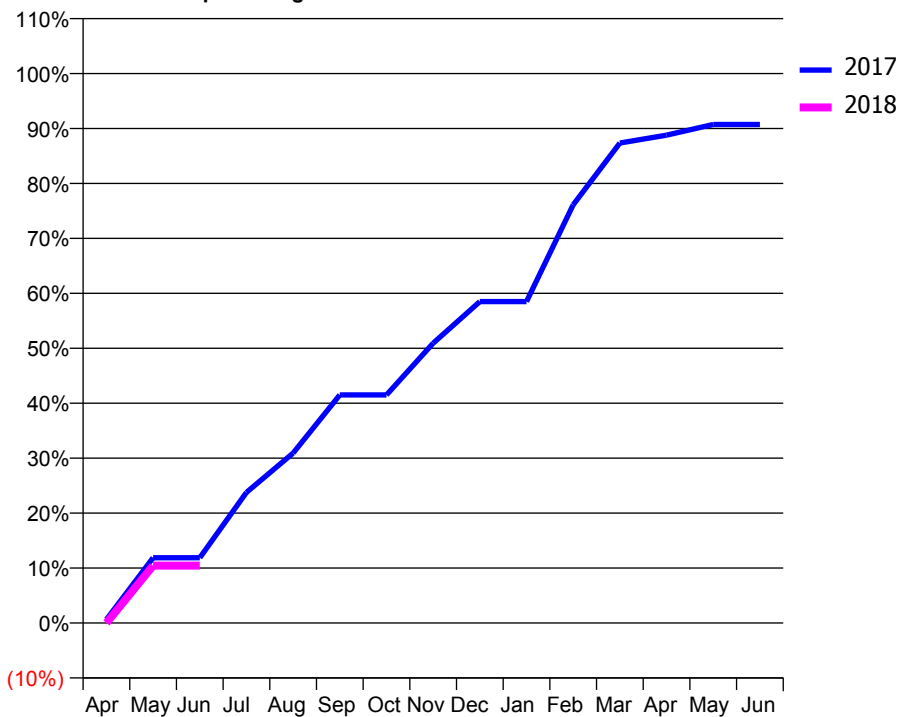
### ACCESS\*

Patients seen in 24 months	Total	Change since previous quarter
Quarter ending June 2016	339	
Quarter ending September 2016	336	→
Quarter ending December 2016	337	→
Quarter ending March 2017	340	→
Quarter ending June 2017	320	↓
<b>Variance since June 2016</b>	<b>(5.6%)</b>	<b>↓</b>



### ACTIVITY

Cumulative percentage of contracted UDA delivered 2017 & 2018



Month	Adjusted Scheduled Activity (UDA)	
	2017	2018
April	5	0
May	91	80
June	91	80
July	182	
August	237	
September	318	
October	318	
November	390	
December	448	
January	448	
February	583	
March	669	
April	680	
May	695	
June	695	

### QUALITY

	Quantity	Base Number	Contract	AT	Region	England
% of FP17s for the same patient ID Re-attending within 3 months - Children	4	40	10.0%	11.3%	11.6%	12.0%
% of FP17s for the same patient ID Re-attending within 3 months - Adults	1	26	3.8%	15.1%	15.9%	16.0%
% of FP17s for the same patient ID Re-attending between 3 & 9 months - Children	30	40	75.0%	57.4%	60.4%	58.0%
% of FP17s for the same patient ID Re-attending between 3 & 9 months - Adults	20	26	76.9%	48.4%	52.3%	50.9%
% of FP17s for Band 1 Urgent Courses	0	50	0.0%	9.6%	9.5%	9.1%
% of FP17s Relating to Free Repair or Replacements	0	50	0.0%	0.7%	0.7%	0.8%
% of FP17s Relating to Continuations	2	50	4.0%	0.8%	1.0%	1.1%
% of Patients satisfied with the dentistry they have received	0	0	N/A	92.9%	91.9%	91.7%
% of Patients satisfied with the time they had to wait for an appointment	0	0	N/A	90.0%	88.0%	88.0%

\* This is based on patients treated on this contract for their most recent course of treatment. Figures in italics indicate the base number of FP17s or Patient Questionnaire responses are less than 100. N/A is shown where the base number of responses is less than 10 during the period. % is calculated as Quantity/Base number\*100

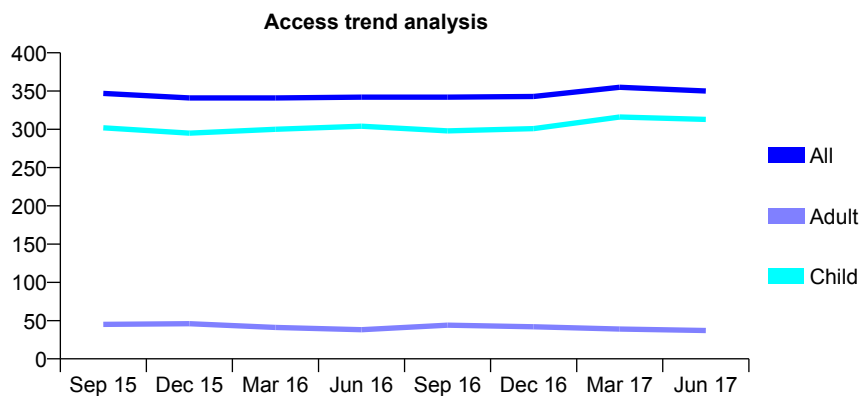
## Q69 - Vital Signs At a Glance Contract Report for 924865/0003 - June 2017

Name or company name	Owlsmoor Dental Surgery
Contract type name	GDS Contract
Purpose of contract	General
Contract start date	28/05/2013
Contract end date	

17/18 Contracted general activity (UDA)	675
Carry forward general activity (UDA)	0
17/18 Contracted orthodontic activity (UOA)	0
Carry forward orthodontic activity (UOA)	0
Baseline contract value	£17,717.26

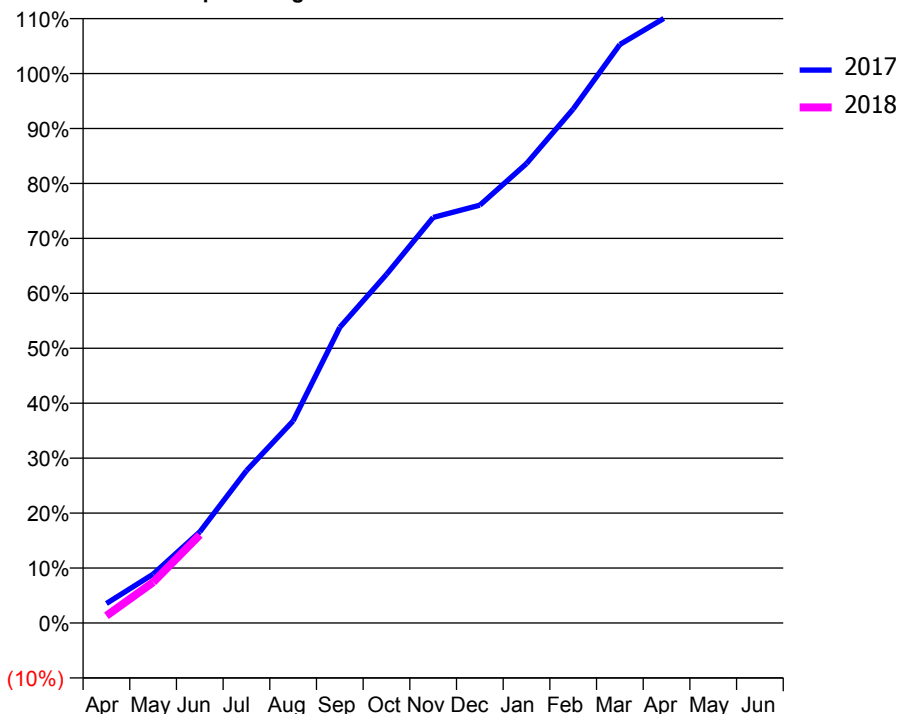
### ACCESS\*

Patients seen in 24 months	Total	Change since previous quarter
Quarter ending June 2016	342	
Quarter ending September 2016	342	→
Quarter ending December 2016	343	→
Quarter ending March 2017	355	↑
Quarter ending June 2017	350	↓
<b>Variance since June 2016</b>	<b>2.3%</b>	<b>↑</b>



### ACTIVITY

Cumulative percentage of contracted UDA delivered 2017 & 2018



Month	Adjusted Scheduled Activity (UDA)	
	2017	2018
April	24	9
May	60	50
June	112	108
July	187	
August	248	
September	363	
October	428	
November	498	
December	513	
January	564	
February	631	
March	711	
April	745	
May	746	
June	746	

### QUALITY

	Quantity	Base Number	Contract	AT	Region	England
% of FP17s for the same patient ID Re-attending within 3 months - Children	6	102	5.9%	11.3%	11.6%	12.0%
% of FP17s for the same patient ID Re-attending within 3 months - Adults	0	3	0.0%	15.1%	15.9%	16.0%
% of FP17s for the same patient ID Re-attending between 3 & 9 months - Children	62	102	60.8%	57.4%	60.4%	58.0%
% of FP17s for the same patient ID Re-attending between 3 & 9 months - Adults	2	3	66.7%	48.4%	52.3%	50.9%
% of FP17s for Band 1 Urgent Courses	1	82	1.2%	9.6%	9.5%	9.1%
% of FP17s Relating to Free Repair or Replacements	0	82	0.0%	0.7%	0.7%	0.8%
% of FP17s Relating to Continuations	1	82	1.2%	0.8%	1.0%	1.1%
% of Patients satisfied with the dentistry they have received	0	0	N/A	92.9%	91.9%	91.7%
% of Patients satisfied with the time they had to wait for an appointment	0	0	N/A	90.0%	88.0%	88.0%

\* This is based on patients treated on this contract for their most recent course of treatment. Figures in italics indicate the base number of FP17s or Patient Questionnaire responses are less than 100. N/A is shown where the base number of responses is less than 10 during the period. % is calculated as Quantity/Base number\*100

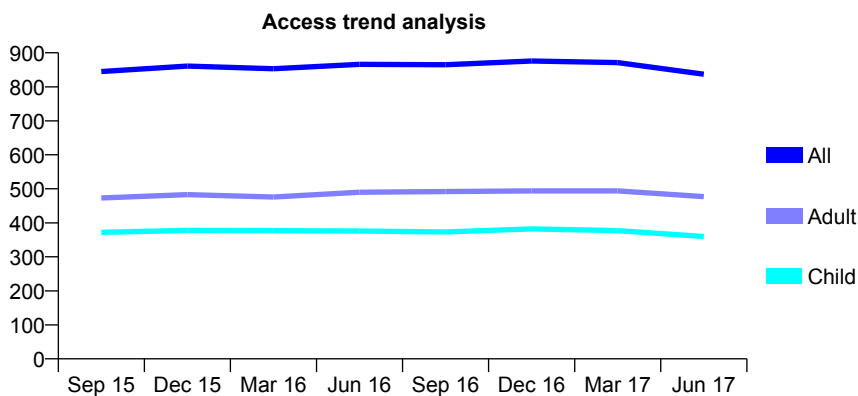
## Q69 - Vital Signs At a Glance Contract Report for 925446/0001 - June 2017

Name or company name	310 Dental Care
Contract type name	GDS Contract
Purpose of contract	General
Contract start date	01/04/2009
Contract end date	

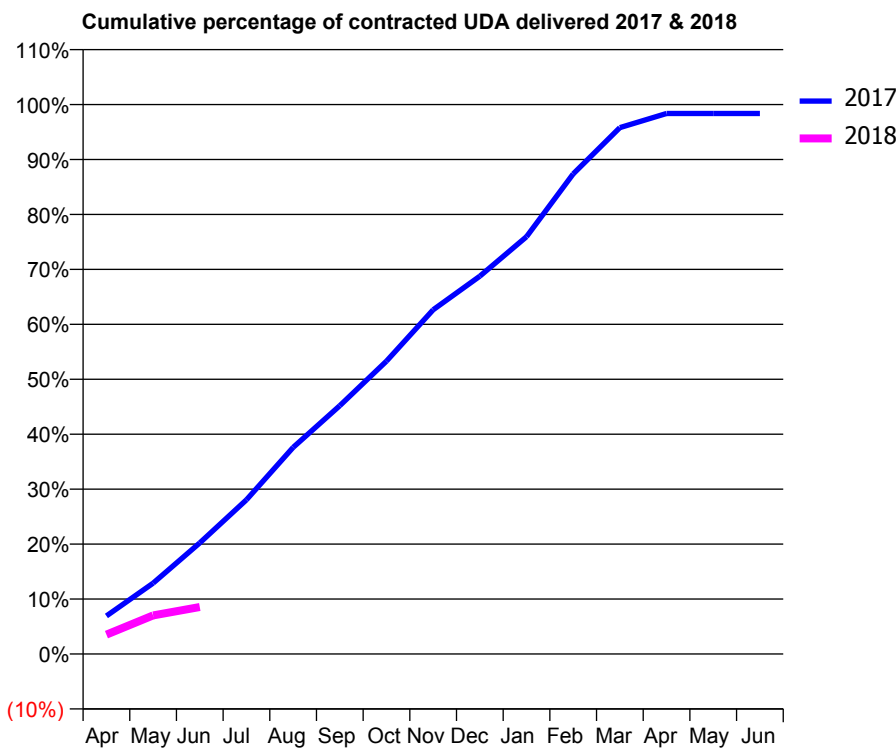
17/18 Contracted general activity (UDA)	2,734
Carry forward general activity (UDA)	0
17/18 Contracted orthodontic activity (UOA)	0
Carry forward orthodontic activity (UOA)	0
Baseline contract value	£64,630.21

### ACCESS\*

Patients seen in 24 months	Total	Change since previous quarter
Quarter ending June 2016	866	
Quarter ending September 2016	865	→
Quarter ending December 2016	876	→
Quarter ending March 2017	871	→
Quarter ending June 2017	837	↓
<b>Variance since June 2016</b>	<b>(3.3%)</b>	<b>↓</b>



### ACTIVITY



Month	Adjusted Scheduled Activity (UDA)	
	2017	2018
April	197	96
May	367	192
June	575	234
July	798	
August	1,069	
September	1,285	
October	1,516	
November	1,781	
December	1,955	
January	2,159	
February	2,484	
March	2,724	
April	2,796	
May	2,796	
June	2,796	

### QUALITY

	Quantity	Base Number	Contract	AT	Region	England
% of FP17s for the same patient ID Re-attending within 3 months - Children	12	56	21.4%	11.3%	11.6%	12.0%
% of FP17s for the same patient ID Re-attending within 3 months - Adults	7	61	11.5%	15.1%	15.9%	16.0%
% of FP17s for the same patient ID Re-attending between 3 & 9 months - Children	20	56	35.7%	57.4%	60.4%	58.0%
% of FP17s for the same patient ID Re-attending between 3 & 9 months - Adults	32	61	52.5%	48.4%	52.3%	50.9%
% of FP17s for Band 1 Urgent Courses	8	81	9.9%	9.6%	9.5%	9.1%
% of FP17s Relating to Free Repair or Replacements	0	81	0.0%	0.7%	0.7%	0.8%
% of FP17s Relating to Continuations	0	81	0.0%	0.8%	1.0%	1.1%
% of Patients satisfied with the dentistry they have received	5	5	N/A	92.9%	91.9%	91.7%
% of Patients satisfied with the time they had to wait for an appointment	5	5	N/A	90.0%	88.0%	88.0%

\* This is based on patients treated on this contract for their most recent course of treatment. Figures in italics indicate the base number of FP17s or Patient Questionnaire responses are less than 100. N/A is shown where the base number of responses is less than 10 during the period. % is calculated as Quantity/Base number\*100

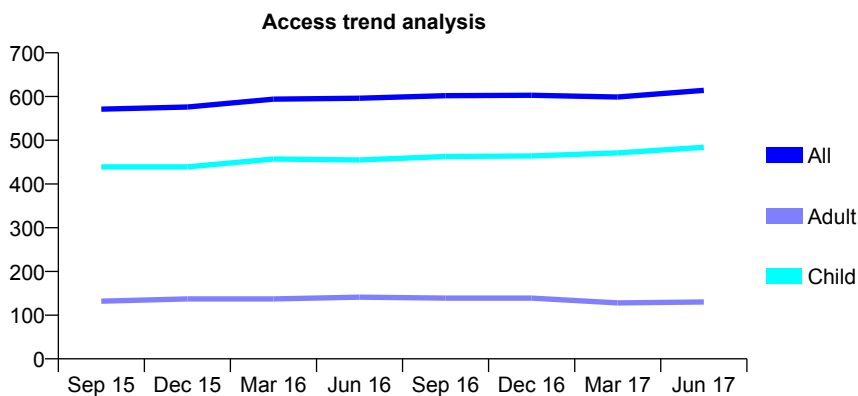
## Q69 - Vital Signs At a Glance Contract Report for 926361/0001 - June 2017

Name or company name	DR F TALHI
Contract type name	GDS Contract
Purpose of contract	General
Contract start date	01/04/2006
Contract end date	

17/18 Contracted general activity (UDA)	1,000
Carry forward general activity (UDA)	0
17/18 Contracted orthodontic activity (UOA)	0
Carry forward orthodontic activity (UOA)	0
Baseline contract value	£23,369.56

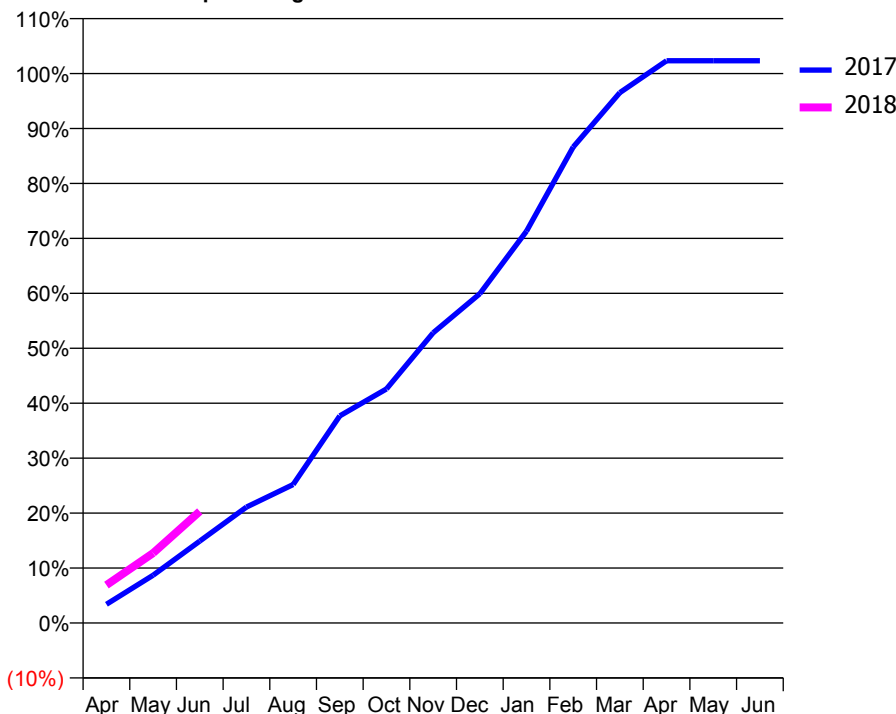
### ACCESS\*

Patients seen in 24 months	Total	Change since previous quarter
Quarter ending June 2016	596	
Quarter ending September 2016	602	→
Quarter ending December 2016	603	→
Quarter ending March 2017	599	→
Quarter ending June 2017	614	↑
<b>Variance since June 2016</b>	<b>3.0%</b>	<b>↑</b>



### ACTIVITY

Cumulative percentage of contracted UDA delivered 2017 & 2018



Adjusted Scheduled Activity (UDA)

Month	2017	2018
April	34	69
May	87	127
June	149	203
July	211	
August	252	
September	377	
October	426	
November	528	
December	599	
January	713	
February	866	
March	965	
April	1,023	
May	1,023	
June	1,023	

### QUALITY

	Quantity	Base Number	Contract	AT	Region	England
% of FP17s for the same patient ID Re-attending within 3 months - Children	5	135	3.7%	11.3%	11.6%	12.0%
% of FP17s for the same patient ID Re-attending within 3 months - Adults	1	34	2.9%	15.1%	15.9%	16.0%
% of FP17s for the same patient ID Re-attending between 3 & 9 months - Children	78	135	57.8%	57.4%	60.4%	58.0%
% of FP17s for the same patient ID Re-attending between 3 & 9 months - Adults	17	34	50.0%	48.4%	52.3%	50.9%
% of FP17s for Band 1 Urgent Courses	1	154	0.6%	9.6%	9.5%	9.1%
% of FP17s Relating to Free Repair or Replacements	0	154	0.0%	0.7%	0.7%	0.8%
% of FP17s Relating to Continuations	0	154	0.0%	0.8%	1.0%	1.1%
% of Patients satisfied with the dentistry they have received	0	0	N/A	92.9%	91.9%	91.7%
% of Patients satisfied with the time they had to wait for an appointment	0	0	N/A	90.0%	88.0%	88.0%

\* This is based on patients treated on this contract for their most recent course of treatment. Figures in italics indicate the base number of FP17s or Patient Questionnaire responses are less than 100. N/A is shown where the base number of responses is less than 10 during the period. % is calculated as Quantity/Base number\*100

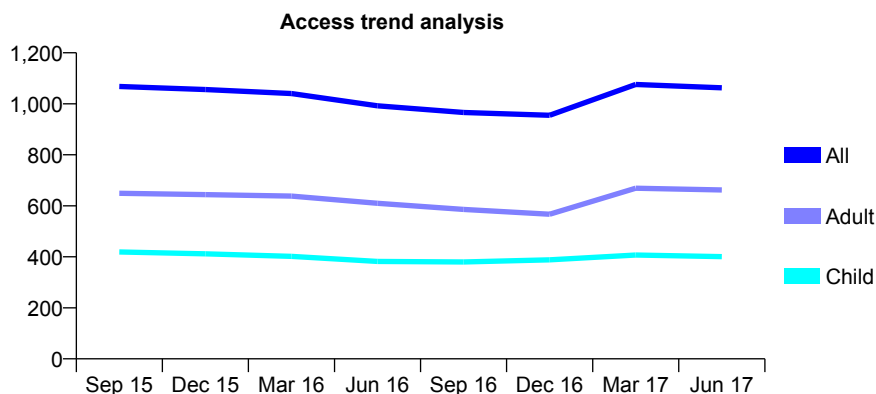
## Q69 - Vital Signs At a Glance Contract Report for 930997/0002 - June 2017

Name or company name	MR PF MITCHELL
Contract type name	GDS Contract
Purpose of contract	General
Contract start date	11/05/2012
Contract end date	

17/18 Contracted general activity (UDA)	1,914
Carry forward general activity (UDA)	0
17/18 Contracted orthodontic activity (UOA)	0
Carry forward orthodontic activity (UOA)	0
Baseline contract value	£44,894.06

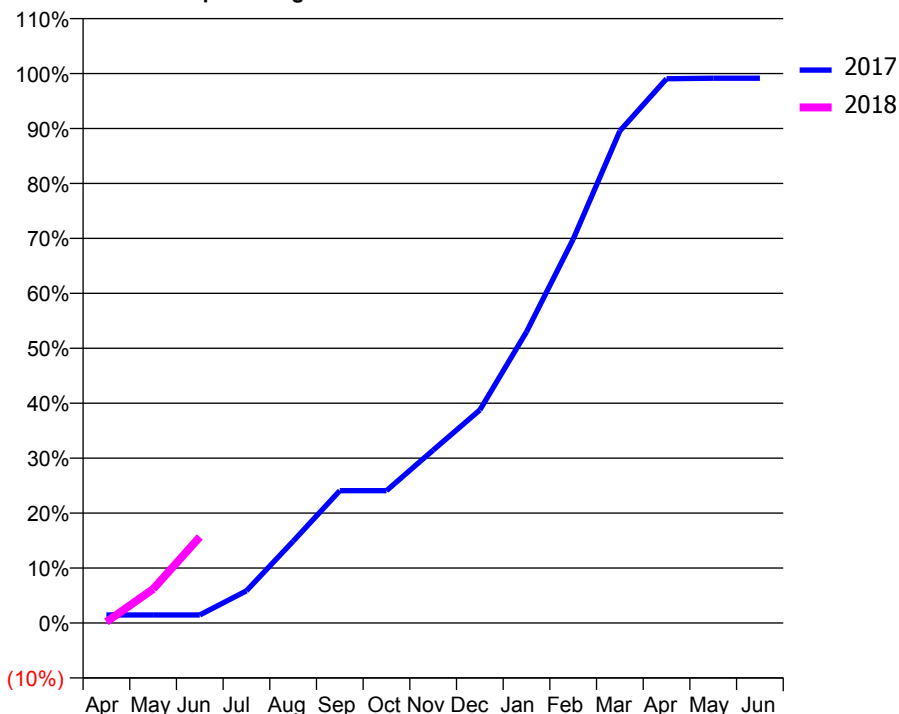
### ACCESS\*

Patients seen in 24 months	Total	Change since previous quarter
Quarter ending June 2016	992	
Quarter ending September 2016	966	↓
Quarter ending December 2016	955	↓
Quarter ending March 2017	1,076	↑
Quarter ending June 2017	1,063	↓
<b>Variance since June 2016</b>	<b>7.2%</b>	<b>↑</b>



### ACTIVITY

Cumulative percentage of contracted UDA delivered 2017 & 2018



Adjusted Scheduled Activity (UDA)		
Month	2017	2018
April	28	4
May	28	118
June	28	300
July	112	
August	285	
September	461	
October	461	
November	602	
December	742	
January	1,014	
February	1,337	
March	1,714	
April	1,896	
May	1,898	
June	1,898	

### QUALITY

	Quantity	Base Number	Contract	AT	Region	England
% of FP17s for the same patient ID Re-attending within 3 months - Children	2	104	1.9%	11.3%	11.6%	12.0%
% of FP17s for the same patient ID Re-attending within 3 months - Adults	17	157	10.8%	15.1%	15.9%	16.0%
% of FP17s for the same patient ID Re-attending between 3 & 9 months - Children	48	104	46.2%	57.4%	60.4%	58.0%
% of FP17s for the same patient ID Re-attending between 3 & 9 months - Adults	44	157	28.0%	48.4%	52.3%	50.9%
% of FP17s for Band 1 Urgent Courses	0	180	0.0%	9.6%	9.5%	9.1%
% of FP17s Relating to Free Repair or Replacements	0	180	0.0%	0.7%	0.7%	0.8%
% of FP17s Relating to Continuations	0	180	0.0%	0.8%	1.0%	1.1%
% of Patients satisfied with the dentistry they have received	2	2	N/A	92.9%	91.9%	91.7%
% of Patients satisfied with the time they had to wait for an appointment	2	2	N/A	90.0%	88.0%	88.0%

\* This is based on patients treated on this contract for their most recent course of treatment. Figures in italics indicate the base number of FP17s or Patient Questionnaire responses are less than 100. N/A is shown where the base number of responses is less than 10 during the period. % is calculated as Quantity/Base number\*100

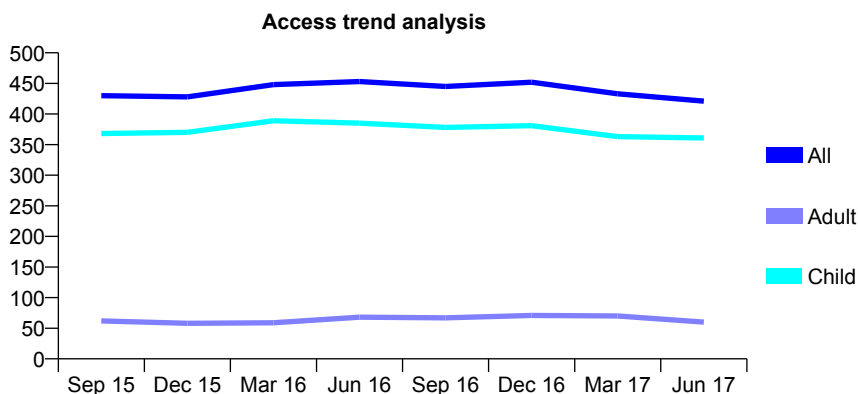
## Q69 - Vital Signs At a Glance Contract Report for 939374/0001 - June 2017

Name or company name	MR MS PATEL
Contract type name	GDS Contract
Purpose of contract	General
Contract start date	01/04/2006
Contract end date	

17/18 Contracted general activity (UDA)	989
Carry forward general activity (UDA)	0
17/18 Contracted orthodontic activity (UOA)	0
Carry forward orthodontic activity (UOA)	0
Baseline contract value	£23,695.38

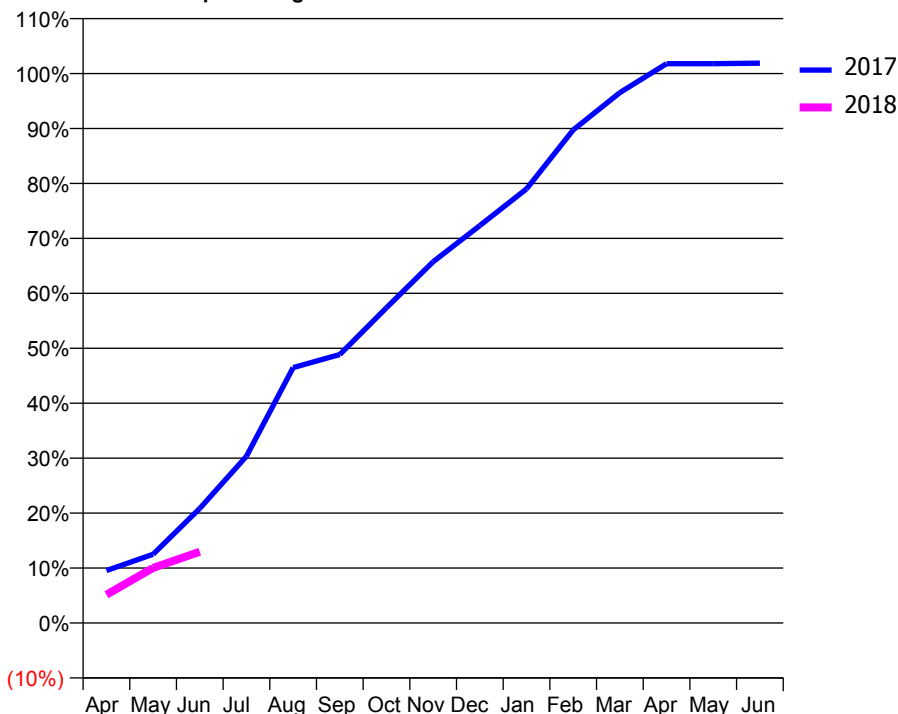
### ACCESS\*

Patients seen in 24 months	Total	Change since previous quarter
Quarter ending June 2016	453	
Quarter ending September 2016	445	↓
Quarter ending December 2016	452	→
Quarter ending March 2017	433	↓
Quarter ending June 2017	421	↓
<b>Variance since June 2016</b>	<b>(7.1%)</b>	<b>↓</b>



### ACTIVITY

Cumulative percentage of contracted UDA delivered 2017 & 2018



Adjusted Scheduled Activity (UDA)

Month	2017	2018
April	94	51
May	124	99
June	206	128
July	300	
August	460	
September	483	
October	567	
November	650	
December	715	
January	781	
February	887	
March	955	
April	1,007	
May	1,007	
June	1,008	

### QUALITY

	Quantity	Base Number	Contract	AT	Region	England
% of FP17s for the same patient ID Re-attending within 3 months - Children	6	83	7.2%	11.3%	11.6%	12.0%
% of FP17s for the same patient ID Re-attending within 3 months - Adults	0	8	0.0%	15.1%	15.9%	16.0%
% of FP17s for the same patient ID Re-attending between 3 & 9 months - Children	40	83	48.2%	57.4%	60.4%	58.0%
% of FP17s for the same patient ID Re-attending between 3 & 9 months - Adults	4	8	50.0%	48.4%	52.3%	50.9%
% of FP17s for Band 1 Urgent Courses	1	76	1.3%	9.6%	9.5%	9.1%
% of FP17s Relating to Free Repair or Replacements	0	76	0.0%	0.7%	0.7%	0.8%
% of FP17s Relating to Continuations	0	76	0.0%	0.8%	1.0%	1.1%
% of Patients satisfied with the dentistry they have received	0	0	N/A	92.9%	91.9%	91.7%
% of Patients satisfied with the time they had to wait for an appointment	0	0	N/A	90.0%	88.0%	88.0%

\* This is based on patients treated on this contract for their most recent course of treatment. Figures in italics indicate the base number of FP17s or Patient Questionnaire responses are less than 100. N/A is shown where the base number of responses is less than 10 during the period. % is calculated as Quantity/Base number\*100

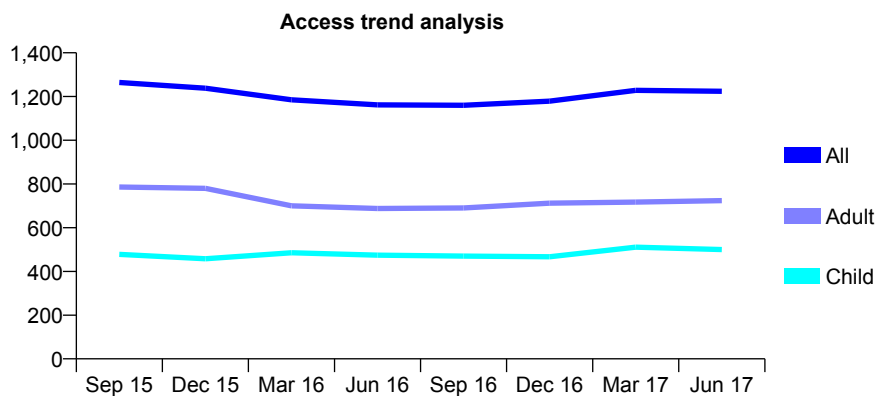
## Q69 - Vital Signs At a Glance Contract Report for 946818/0002 - June 2017

Name or company name	MR S NAJAFI
Contract type name	GDS Contract
Purpose of contract	General
Contract start date	01/04/2006
Contract end date	

17/18 Contracted general activity (UDA)	3,330
Carry forward general activity (UDA)	0
17/18 Contracted orthodontic activity (UOA)	0
Carry forward orthodontic activity (UOA)	0
Baseline contract value	£79,433.84

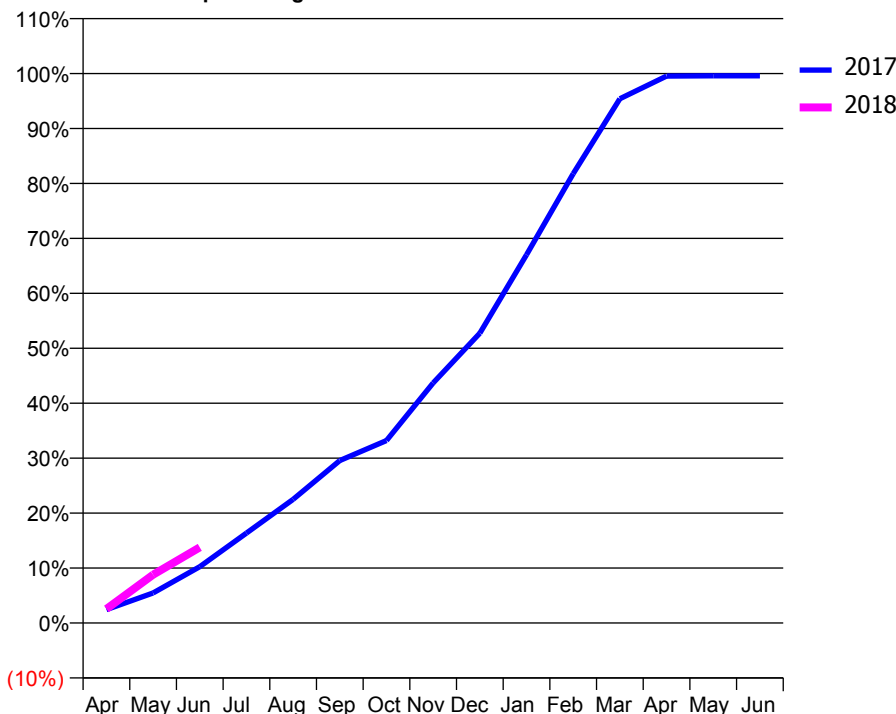
### ACCESS\*

Patients seen in 24 months	Total	Change since previous quarter
Quarter ending June 2016	1,162	
Quarter ending September 2016	1,160	→
Quarter ending December 2016	1,179	→
Quarter ending March 2017	1,228	↑
Quarter ending June 2017	1,224	→
<b>Variance since June 2016</b>	<b>5.3%</b>	<b>↑</b>



### ACTIVITY

Cumulative percentage of contracted UDA delivered 2017 & 2018



Month	Adjusted Scheduled Activity (UDA)	
	2017	2018
April	81	85
May	183	293
June	342	459
July	545	
August	750	
September	985	
October	1,106	
November	1,455	
December	1,756	
January	2,231	
February	2,723	
March	3,177	
April	3,314	
May	3,316	
June	3,316	

### QUALITY

	Quantity	Base Number	Contract	AT	Region	England
% of FP17s for the same patient ID Re-attending within 3 months - Children	9	107	8.4%	11.3%	11.6%	12.0%
% of FP17s for the same patient ID Re-attending within 3 months - Adults	12	164	7.3%	15.1%	15.9%	16.0%
% of FP17s for the same patient ID Re-attending between 3 & 9 months - Children	81	107	75.7%	57.4%	60.4%	58.0%
% of FP17s for the same patient ID Re-attending between 3 & 9 months - Adults	107	164	65.2%	48.4%	52.3%	50.9%
% of FP17s for Band 1 Urgent Courses	14	215	6.5%	9.6%	9.5%	9.1%
% of FP17s Relating to Free Repair or Replacements	1	215	0.5%	0.7%	0.7%	0.8%
% of FP17s Relating to Continuations	0	215	0.0%	0.8%	1.0%	1.1%
% of Patients satisfied with the dentistry they have received	0	0	N/A	92.9%	91.9%	91.7%
% of Patients satisfied with the time they had to wait for an appointment	0	0	N/A	90.0%	88.0%	88.0%

\* This is based on patients treated on this contract for their most recent course of treatment. Figures in italics indicate the base number of FP17s or Patient Questionnaire responses are less than 100. N/A is shown where the base number of responses is less than 10 during the period. % is calculated as Quantity/Base number\*100

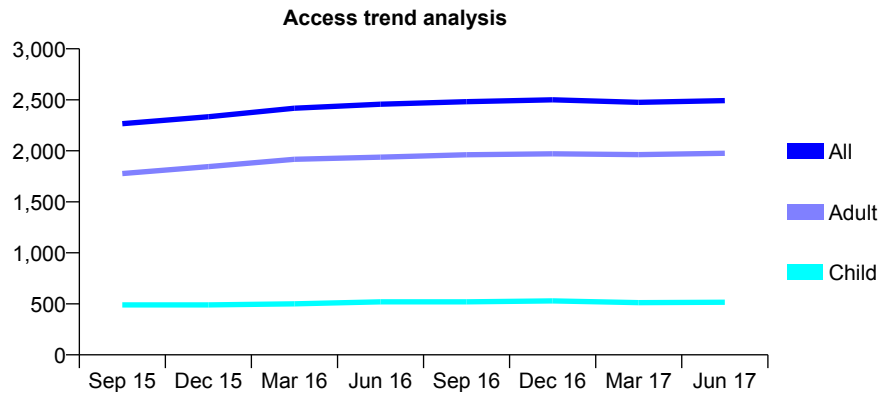
## Q69 - Vital Signs At a Glance Contract Report for 947504/0001 - June 2017

Name or company name	MISS C RADOS
Contract type name	GDS Contract
Purpose of contract	General
Contract start date	01/04/2014
Contract end date	

17/18 Contracted general activity (UDA)	6,996
Carry forward general activity (UDA)	0
17/18 Contracted orthodontic activity (UOA)	0
Carry forward orthodontic activity (UOA)	0
Baseline contract value	£175,431.32

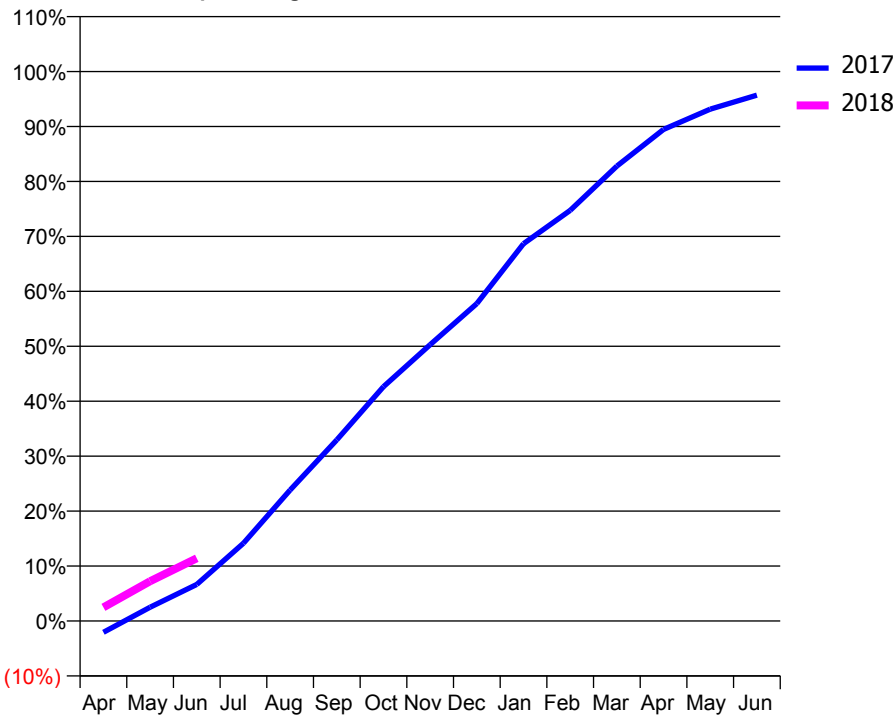
### ACCESS\*

Patients seen in 24 months	Total	Change since previous quarter
Quarter ending June 2016	2,457	
Quarter ending September 2016	2,482	→
Quarter ending December 2016	2,500	→
Quarter ending March 2017	2,475	↓
Quarter ending June 2017	2,492	→
<b>Variance since June 2016</b>	<b>1.4%</b>	<b>→</b>



### ACTIVITY

Cumulative percentage of contracted UDA delivered 2017 & 2018



Month	Adjusted Scheduled Activity (UDA)	
	2017	2018
April	-152	174
May	184	507
June	490	799
July	1,040	
August	1,752	
September	2,422	
October	3,132	
November	3,695	
December	4,244	
January	5,044	
February	5,490	
March	6,081	
April	6,571	
May	6,842	
June	7,030	

### QUALITY

	Quantity	Base Number	Contract	AT	Region	England
% of FP17s for the same patient ID Re-attending within 3 months - Children	17	212	8.0%	11.3%	11.6%	12.0%
% of FP17s for the same patient ID Re-attending within 3 months - Adults	99	623	15.9%	15.1%	15.9%	16.0%
% of FP17s for the same patient ID Re-attending between 3 & 9 months - Children	149	212	70.3%	57.4%	60.4%	58.0%
% of FP17s for the same patient ID Re-attending between 3 & 9 months - Adults	350	623	56.2%	48.4%	52.3%	50.9%
% of FP17s for Band 1 Urgent Courses	60	490	12.2%	9.6%	9.5%	9.1%
% of FP17s Relating to Free Repair or Replacements	0	490	0.0%	0.7%	0.7%	0.8%
% of FP17s Relating to Continuations	5	490	1.0%	0.8%	1.0%	1.1%
% of Patients satisfied with the dentistry they have received	4	4	N/A	92.9%	91.9%	91.7%
% of Patients satisfied with the time they had to wait for an appointment	4	4	N/A	90.0%	88.0%	88.0%

\* This is based on patients treated on this contract for their most recent course of treatment. Figures in italics indicate the base number of FP17s or Patient Questionnaire responses are less than 100. N/A is shown where the base number of responses is less than 10 during the period. % is calculated as Quantity/Base number\*100



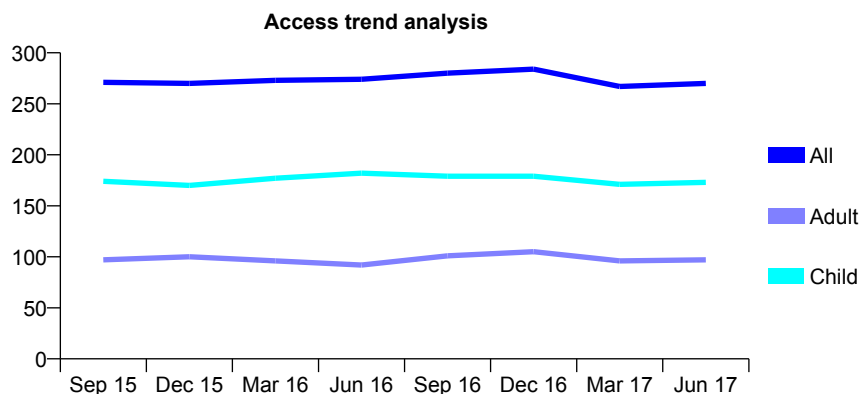
## Q69 - Vital Signs At a Glance Contract Report for 950122/0001 - June 2017

Name or company name	MR EH MIDDLETON
Contract type name	GDS Contract
Purpose of contract	General
Contract start date	01/04/2006
Contract end date	

17/18 Contracted general activity (UDA)	716
Carry forward general activity (UDA)	0
17/18 Contracted orthodontic activity (UOA)	0
Carry forward orthodontic activity (UOA)	0
Baseline contract value	£18,755.85

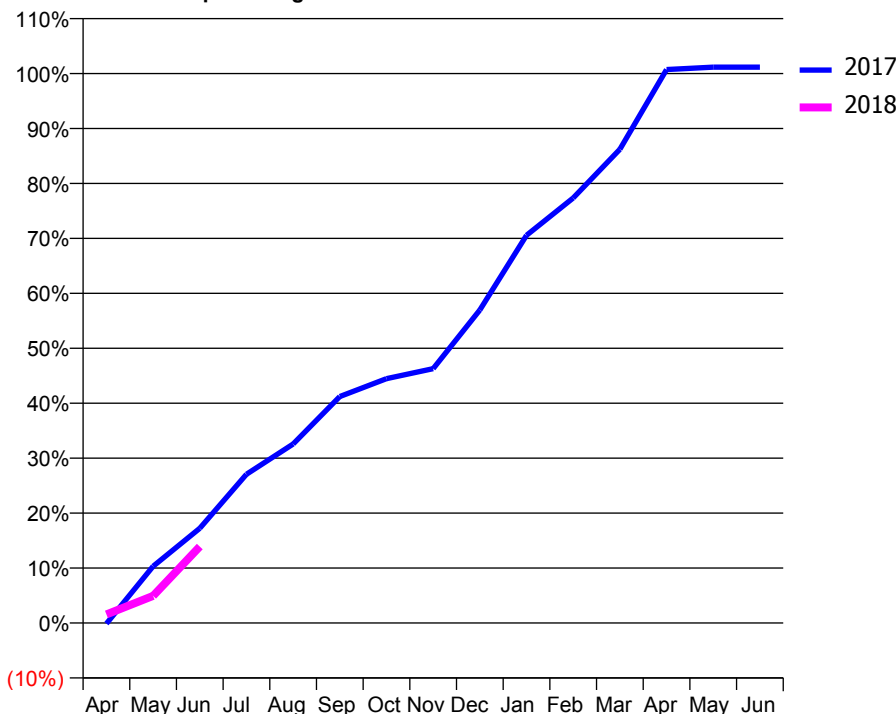
### ACCESS\*

Patients seen in 24 months	Total	Change since previous quarter
Quarter ending June 2016	274	
Quarter ending September 2016	280	↑
Quarter ending December 2016	284	→
Quarter ending March 2017	267	↓
Quarter ending June 2017	270	→
<b>Variance since June 2016</b>	<b>(1.5%)</b>	<b>↓</b>



### ACTIVITY

Cumulative percentage of contracted UDA delivered 2017 & 2018



Adjusted Scheduled Activity (UDA)		
Month	2017	2018
April	-1	11
May	74	35
June	123	100
July	194	
August	233	
September	295	
October	318	
November	331	
December	408	
January	505	
February	554	
March	617	
April	721	
May	724	
June	724	

### QUALITY

	Quantity	Base Number	Contract	AT	Region	England
% of FP17s for the same patient ID Re-attending within 3 months - Children	10	57	17.5%	11.3%	11.6%	12.0%
% of FP17s for the same patient ID Re-attending within 3 months - Adults	12	33	36.4%	15.1%	15.9%	16.0%
% of FP17s for the same patient ID Re-attending between 3 & 9 months - Children	23	57	40.4%	57.4%	60.4%	58.0%
% of FP17s for the same patient ID Re-attending between 3 & 9 months - Adults	8	33	24.2%	48.4%	52.3%	50.9%
% of FP17s for Band 1 Urgent Courses	3	46	6.5%	9.6%	9.5%	9.1%
% of FP17s Relating to Free Repair or Replacements	0	46	0.0%	0.7%	0.7%	0.8%
% of FP17s Relating to Continuations	0	46	0.0%	0.8%	1.0%	1.1%
% of Patients satisfied with the dentistry they have received	0	1	N/A	92.9%	91.9%	91.7%
% of Patients satisfied with the time they had to wait for an appointment	1	1	N/A	90.0%	88.0%	88.0%

\* This is based on patients treated on this contract for their most recent course of treatment. Figures in italics indicate the base number of FP17s or Patient Questionnaire responses are less than 100. N/A is shown where the base number of responses is less than 10 during the period. % is calculated as Quantity/Base number\*100

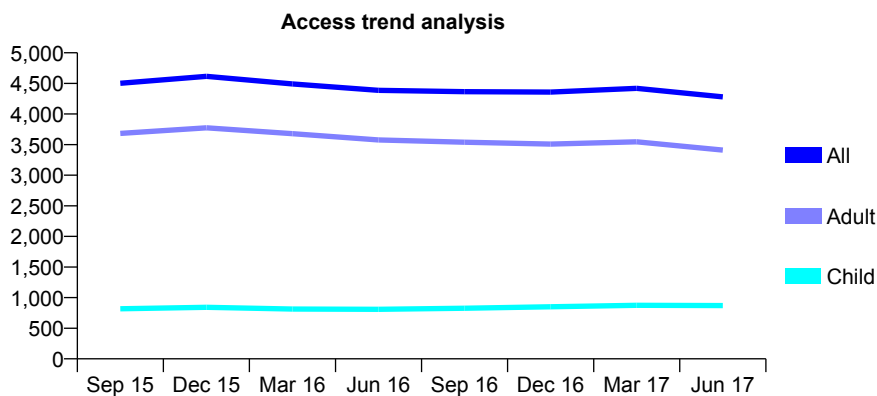
## Q69 - Vital Signs At a Glance Contract Report for 959766/0001 - June 2017

Name or company name	MR S SABBAGHI-SARABI
Contract type name	GDS Contract
Purpose of contract	General
Contract start date	01/04/2006
Contract end date	

17/18 Contracted general activity (UDA)	11,188
Carry forward general activity (UDA)	0
17/18 Contracted orthodontic activity (UOA)	0
Carry forward orthodontic activity (UOA)	0
Baseline contract value	£270,425.76

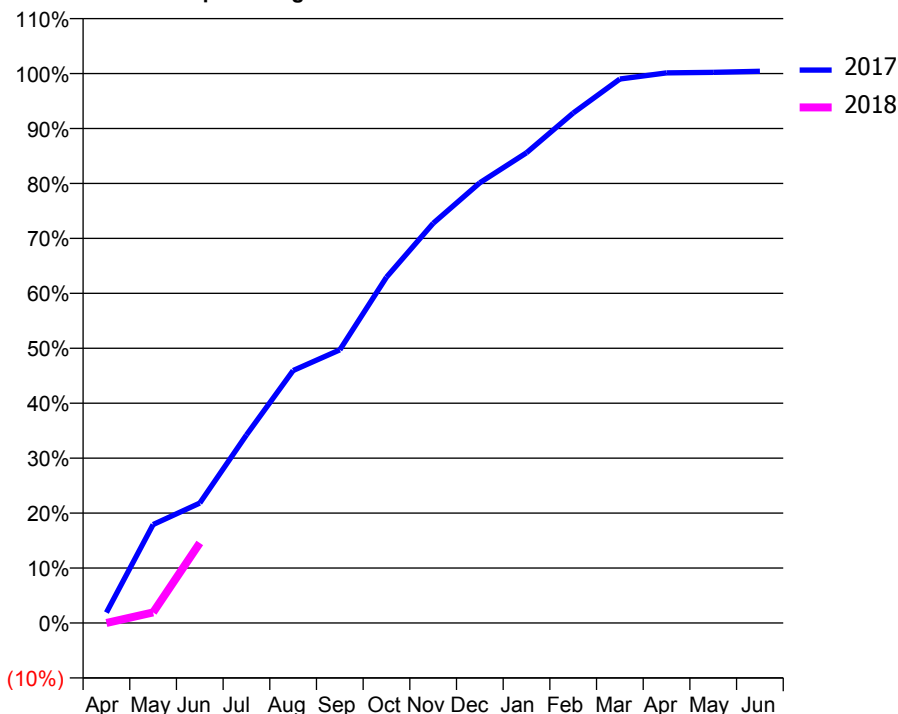
### ACCESS\*

Patients seen in 24 months	Total	Change since previous quarter
Quarter ending June 2016	4,386	
Quarter ending September 2016	4,366	→
Quarter ending December 2016	4,359	→
Quarter ending March 2017	4,420	→
Quarter ending June 2017	4,281	↓
<b>Variance since June 2016</b>	<b>(2.4%)</b>	<b>↓</b>



### ACTIVITY

Cumulative percentage of contracted UDA delivered 2017 & 2018



Month	Adjusted Scheduled Activity (UDA)	
	2017	2018
April	234	0
May	2,205	217
June	2,687	1,631
July	4,212	
August	5,655	
September	6,119	
October	7,747	
November	8,954	
December	9,861	
January	10,533	
February	11,422	
March	12,185	
April	12,322	
May	12,335	
June	12,358	

### QUALITY

	Quantity	Base Number	Contract	AT	Region	England
% of FP17s for the same patient ID Re-attending within 3 months - Children	16	203	7.9%	11.3%	11.6%	12.0%
% of FP17s for the same patient ID Re-attending within 3 months - Adults	74	716	10.3%	15.1%	15.9%	16.0%
% of FP17s for the same patient ID Re-attending between 3 & 9 months - Children	73	203	36.0%	57.4%	60.4%	58.0%
% of FP17s for the same patient ID Re-attending between 3 & 9 months - Adults	307	716	42.9%	48.4%	52.3%	50.9%
% of FP17s for Band 1 Urgent Courses	92	801	11.5%	9.6%	9.5%	9.1%
% of FP17s Relating to Free Repair or Replacements	4	801	0.5%	0.7%	0.7%	0.8%
% of FP17s Relating to Continuations	0	801	0.0%	0.8%	1.0%	1.1%
% of Patients satisfied with the dentistry they have received	3	3	N/A	92.9%	91.9%	91.7%
% of Patients satisfied with the time they had to wait for an appointment	3	3	N/A	90.0%	88.0%	88.0%

\* This is based on patients treated on this contract for their most recent course of treatment. Figures in italics indicate the base number of FP17s or Patient Questionnaire responses are less than 100. N/A is shown where the base number of responses is less than 10 during the period. % is calculated as Quantity/Base number\*100

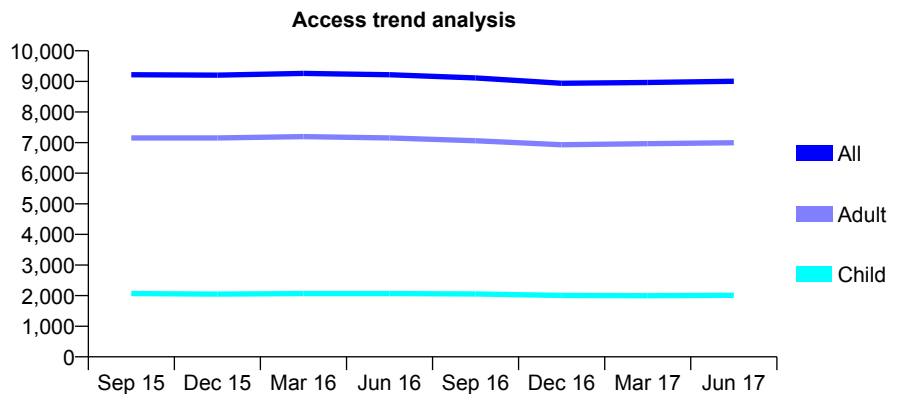
## Q69 - Vital Signs At a Glance Contract Report for 961450/0001 - June 2017

Name or company name	Wootton House Dental Partnership
Contract type name	GDS Contract
Purpose of contract	General
Contract start date	21/05/2010
Contract end date	

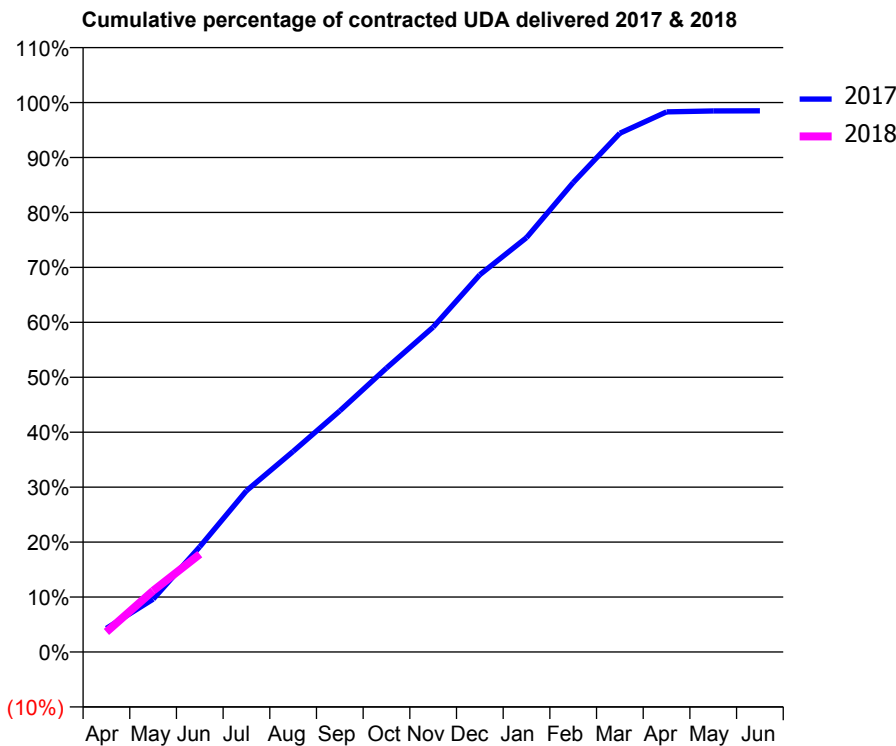
17/18 Contracted general activity (UDA)	26,774
Carry forward general activity (UDA)	0
17/18 Contracted orthodontic activity (UOA)	0
Carry forward orthodontic activity (UOA)	0
Baseline contract value	£650,020.75

### ACCESS\*

Patients seen in 24 months	Total	Change since previous quarter
Quarter ending June 2016	9,219	
Quarter ending September 2016	9,113	↓
Quarter ending December 2016	8,938	↓
Quarter ending March 2017	8,966	→
Quarter ending June 2017	9,005	→
<b>Variance since June 2016</b>	<b>(2.3%)</b>	<b>↓</b>



### ACTIVITY



Month	Adjusted Scheduled Activity (UDA)	
	2017	2018
April	1,152	977
May	2,577	2,988
June	5,130	4,767
July	7,857	
August	9,773	
September	11,753	
October	13,835	
November	15,833	
December	18,384	
January	20,190	
February	22,870	
March	25,277	
April	26,314	
May	26,365	
June	26,366	

### QUALITY

	Quantity	Base Number	Contract	AT	Region	England
% of FP17s for the same patient ID Re-attending within 3 months - Children	41	711	5.8%	11.3%	11.6%	12.0%
% of FP17s for the same patient ID Re-attending within 3 months - Adults	331	2,322	14.3%	15.1%	15.9%	16.0%
% of FP17s for the same patient ID Re-attending between 3 & 9 months - Children	475	711	66.8%	57.4%	60.4%	58.0%
% of FP17s for the same patient ID Re-attending between 3 & 9 months - Adults	1,254	2,322	54.0%	48.4%	52.3%	50.9%
% of FP17s for Band 1 Urgent Courses	205	2,505	8.2%	9.6%	9.5%	9.1%
% of FP17s Relating to Free Repair or Replacements	21	2,505	0.8%	0.7%	0.7%	0.8%
% of FP17s Relating to Continuations	24	2,505	1.0%	0.8%	1.0%	1.1%
% of Patients satisfied with the dentistry they have received	31	33	93.9%	92.9%	91.9%	91.7%
% of Patients satisfied with the time they had to wait for an appointment	30	33	90.9%	90.0%	88.0%	88.0%

\* This is based on patients treated on this contract for their most recent course of treatment. Figures in italics indicate the base number of FP17s or Patient Questionnaire responses are less than 100. N/A is shown where the base number of responses is less than 10 during the period. % is calculated as Quantity/Base number\*100

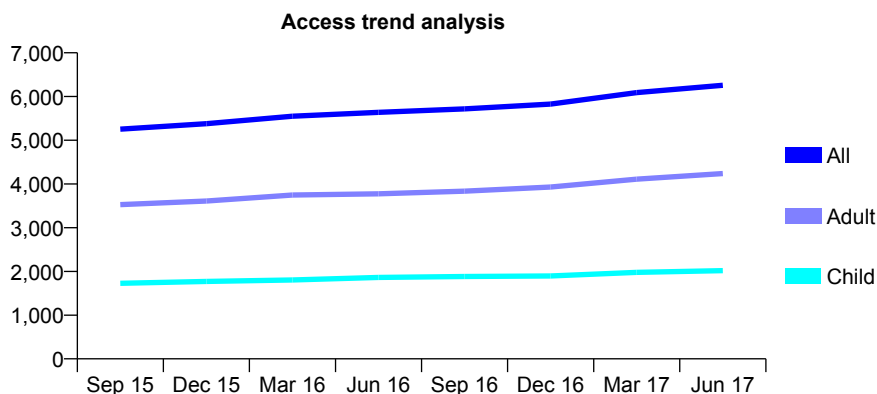
## Q69 - Vital Signs At a Glance Contract Report for 962392/0001 - June 2017

Name or company name	MR N PATEL
Contract type name	GDS Contract
Purpose of contract	General
Contract start date	01/04/2008
Contract end date	

17/18 Contracted general activity (UDA)	12,712
Carry forward general activity (UDA)	0
17/18 Contracted orthodontic activity (UOA)	0
Carry forward orthodontic activity (UOA)	0
Baseline contract value	£312,810.05

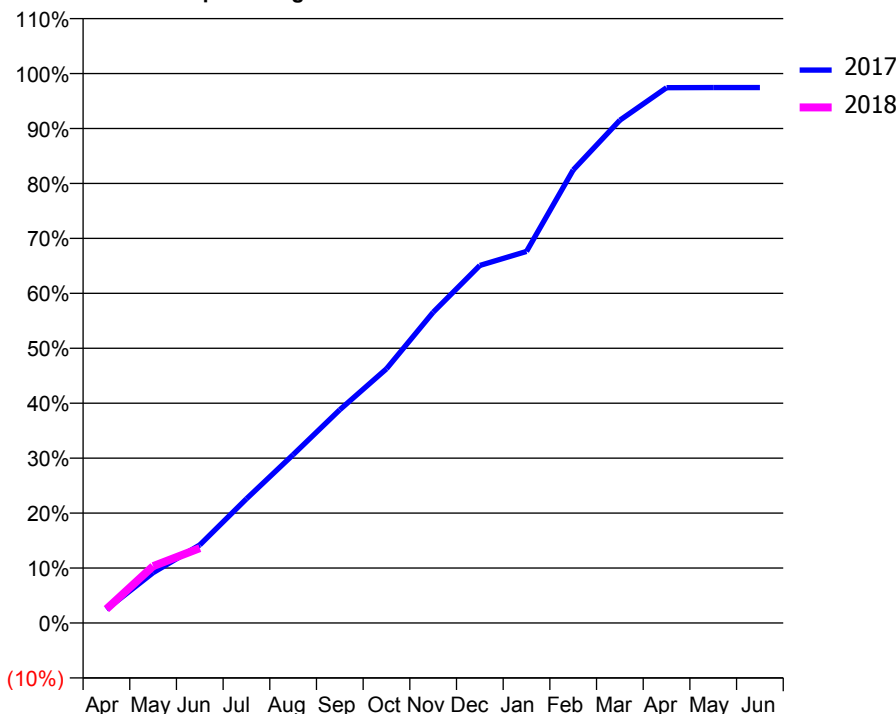
### ACCESS\*

Patients seen in 24 months	Total	Change since previous quarter
Quarter ending June 2016	5,637	
Quarter ending September 2016	5,718	→
Quarter ending December 2016	5,826	→
Quarter ending March 2017	6,089	↑
Quarter ending June 2017	6,257	↑
<b>Variance since June 2016</b>	<b>11.0%</b>	<b>↑</b>



### ACTIVITY

Cumulative percentage of contracted UDA delivered 2017 & 2018



Adjusted Scheduled Activity (UDA)

Month	2017	2018
April	349	324
May	1,280	1,315
June	1,986	1,732
July	3,161	
August	4,283	
September	5,428	
October	6,471	
November	7,908	
December	9,098	
January	9,455	
February	11,529	
March	12,793	
April	13,621	
May	13,626	
June	13,625	

### QUALITY

	Quantity	Base Number	Contract	AT	Region	England
% of FP17s for the same patient ID Re-attending within 3 months - Children	38	731	5.2%	11.3%	11.6%	12.0%
% of FP17s for the same patient ID Re-attending within 3 months - Adults	130	922	14.1%	15.1%	15.9%	16.0%
% of FP17s for the same patient ID Re-attending between 3 & 9 months - Children	547	731	74.8%	57.4%	60.4%	58.0%
% of FP17s for the same patient ID Re-attending between 3 & 9 months - Adults	459	922	49.8%	48.4%	52.3%	50.9%
% of FP17s for Band 1 Urgent Courses	63	1,001	6.3%	9.6%	9.5%	9.1%
% of FP17s Relating to Free Repair or Replacements	8	1,001	0.8%	0.7%	0.7%	0.8%
% of FP17s Relating to Continuations	4	1,001	0.4%	0.8%	1.0%	1.1%
% of Patients satisfied with the dentistry they have received	9	10	90.0%	92.9%	91.9%	91.7%
% of Patients satisfied with the time they had to wait for an appointment	9	10	90.0%	90.0%	88.0%	88.0%

\* This is based on patients treated on this contract for their most recent course of treatment. Figures in italics indicate the base number of FP17s or Patient Questionnaire responses are less than 100. N/A is shown where the base number of responses is less than 10 during the period. % is calculated as Quantity/Base number\*100

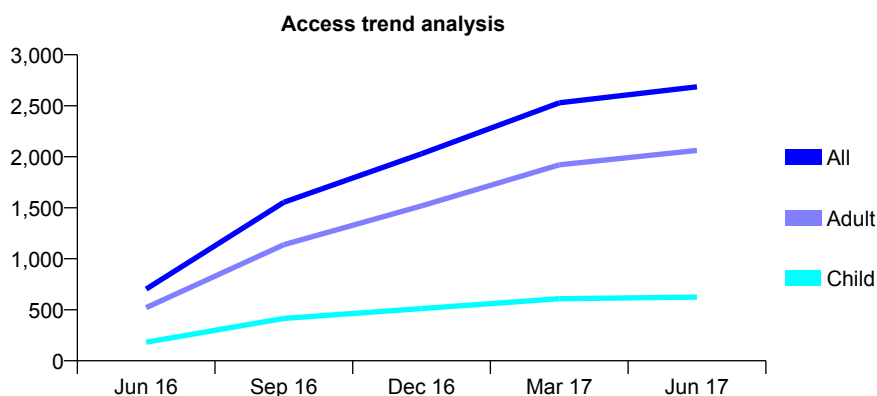
## Q70 - Vital Signs At a Glance Contract Report for 100088/0000 - June 2017

Name or company name	Portsea Dental Care Ltd
Contract type name	GDS Contract
Purpose of contract	General
Contract start date	01/04/2016
Contract end date	

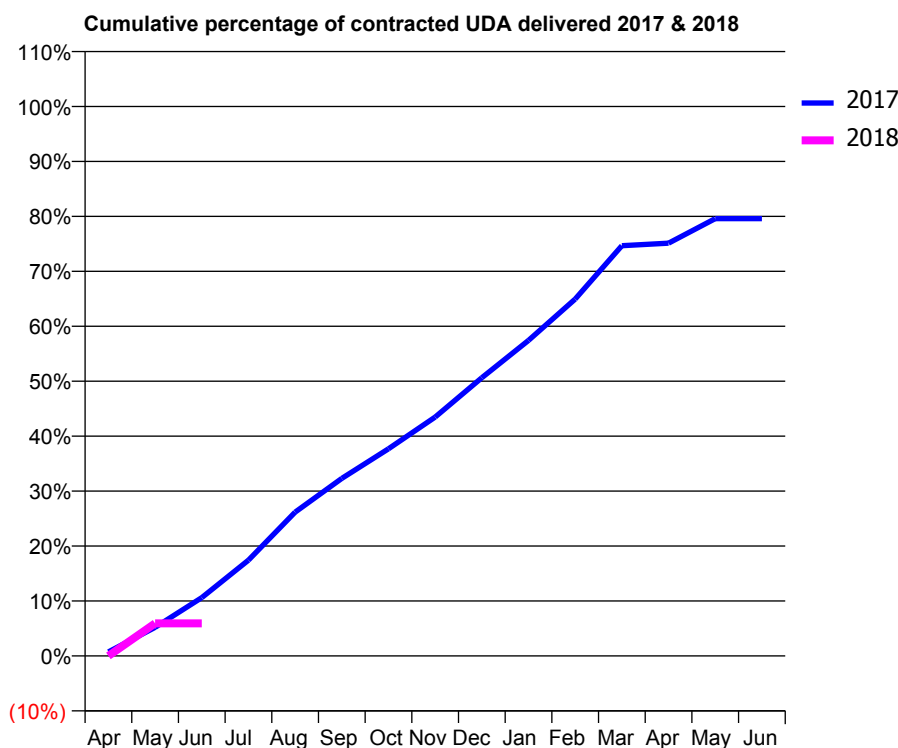
17/18 Contracted general activity (UDA)	17,002
Carry forward general activity (UDA)	0
17/18 Contracted orthodontic activity (UOA)	0
Carry forward orthodontic activity (UOA)	0
Baseline contract value	£342,420.28

### ACCESS\*

Patients seen in 24 months	Total	Change since previous quarter
Quarter ending June 2016	703	
Quarter ending September 2016	1,553	↑
Quarter ending December 2016	2,030	↑
Quarter ending March 2017	2,529	↑
Quarter ending June 2017	2,686	↑
<b>Variance since June 2016</b>	<b>282.1%</b>	<b>↑</b>



### ACTIVITY



Month	Adjusted Scheduled Activity (UDA)	
	2017	2018
April	127	0
May	885	1,011
June	1,805	1,011
July	2,965	
August	4,450	
September	5,496	
October	6,410	
November	7,392	
December	8,607	
January	9,764	
February	11,044	
March	12,694	
April	12,772	
May	13,531	
June	13,531	

### QUALITY

	Quantity	Base Number	Contract	AT	Region	England
% of FP17s for the same patient ID Re-attending within 3 months - Children	8	129	6.2%	10.6%	11.6%	12.0%
% of FP17s for the same patient ID Re-attending within 3 months - Adults	67	487	13.8%	14.9%	15.9%	16.0%
% of FP17s for the same patient ID Re-attending between 3 & 9 months - Children	55	129	42.6%	59.9%	60.4%	58.0%
% of FP17s for the same patient ID Re-attending between 3 & 9 months - Adults	111	487	22.8%	52.2%	52.3%	50.9%
% of FP17s for Band 1 Urgent Courses	198	408	48.5%	10.0%	9.5%	9.1%
% of FP17s Relating to Free Repair or Replacements	1	408	0.2%	0.6%	0.7%	0.8%
% of FP17s Relating to Continuations	0	408	0.0%	1.1%	1.0%	1.1%
% of Patients satisfied with the dentistry they have received	5	5	N/A	93.1%	91.9%	91.7%
% of Patients satisfied with the time they had to wait for an appointment	3	5	N/A	87.9%	88.0%	88.0%

\* This is based on patients treated on this contract for their most recent course of treatment. Figures in italics indicate the base number of FP17s or Patient Questionnaire responses are less than 100. N/A is shown where the base number of responses is less than 10 during the period. % is calculated as Quantity/Base number\*100

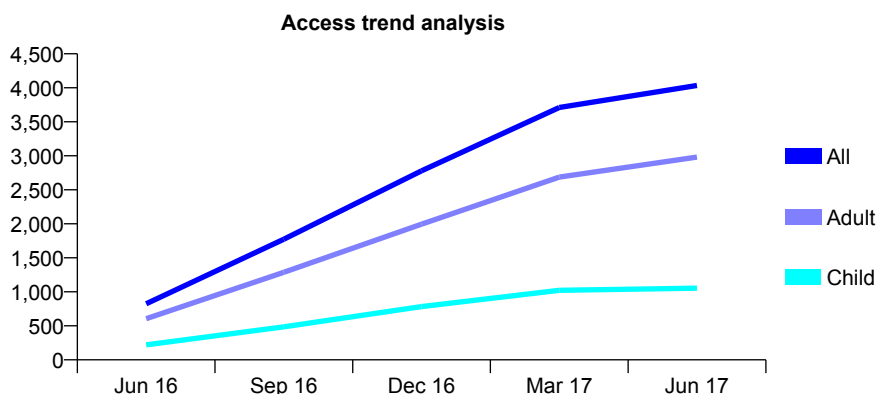
## Q70 - Vital Signs At a Glance Contract Report for 100089/0000 - June 2017

Name or company name	Hilsea Dental Care Ltd
Contract type name	GDS Contract
Purpose of contract	General
Contract start date	01/04/2016
Contract end date	

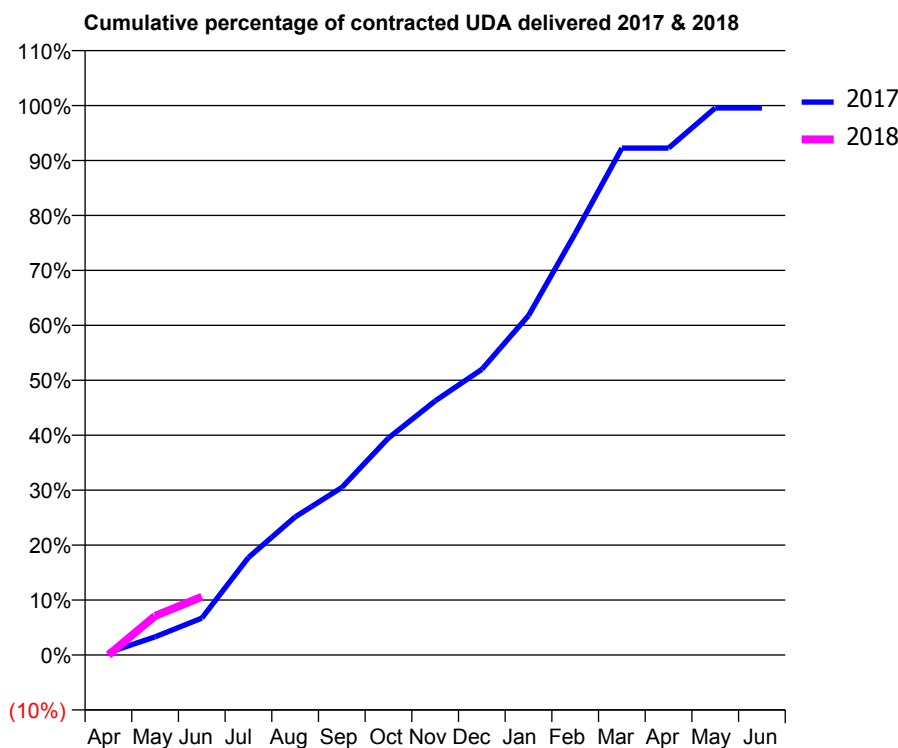
17/18 Contracted general activity (UDA)	17,002
Carry forward general activity (UDA)	0
17/18 Contracted orthodontic activity (UOA)	0
Carry forward orthodontic activity (UOA)	0
Baseline contract value	£342,420.28

### ACCESS\*

Patients seen in 24 months	Total	Change since previous quarter
Quarter ending June 2016	825	
Quarter ending September 2016	1,773	↑
Quarter ending December 2016	2,779	↑
Quarter ending March 2017	3,710	↑
Quarter ending June 2017	4,035	↑
<b>Variance since June 2016</b>	<b>389.1%</b>	<b>↑</b>



### ACTIVITY



Month	Adjusted Scheduled Activity (UDA)	
	2017	2018
April	75	1
May	564	1,212
June	1,141	1,800
July	3,016	
August	4,272	
September	5,184	
October	6,713	
November	7,860	
December	8,840	
January	10,503	
February	13,046	
March	15,685	
April	15,685	
May	16,928	
June	16,927	

### QUALITY

	Quantity	Base Number	Contract	AT	Region	England
% of FP17s for the same patient ID Re-attending within 3 months - Children	31	245	12.7%	10.6%	11.6%	12.0%
% of FP17s for the same patient ID Re-attending within 3 months - Adults	179	832	21.5%	14.9%	15.9%	16.0%
% of FP17s for the same patient ID Re-attending between 3 & 9 months - Children	115	245	46.9%	59.9%	60.4%	58.0%
% of FP17s for the same patient ID Re-attending between 3 & 9 months - Adults	241	832	29.0%	52.2%	52.3%	50.9%
% of FP17s for Band 1 Urgent Courses	250	747	33.5%	10.0%	9.5%	9.1%
% of FP17s Relating to Free Repair or Replacements	4	747	0.5%	0.6%	0.7%	0.8%
% of FP17s Relating to Continuations	19	747	2.5%	1.1%	1.0%	1.1%
% of Patients satisfied with the dentistry they have received	13	13	100.0%	93.1%	91.9%	91.7%
% of Patients satisfied with the time they had to wait for an appointment	11	13	84.6%	87.9%	88.0%	88.0%

\* This is based on patients treated on this contract for their most recent course of treatment. Figures in italics indicate the base number of FP17s or Patient Questionnaire responses are less than 100. N/A is shown where the base number of responses is less than 10 during the period. % is calculated as Quantity/Base number\*100

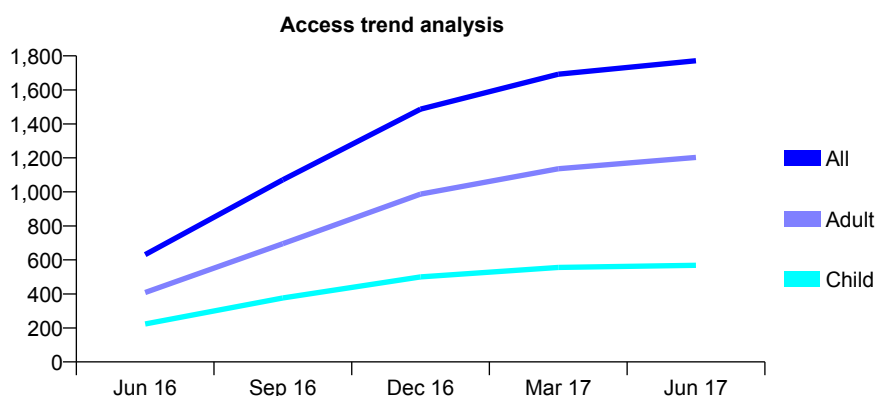
## Q70 - Vital Signs At a Glance Contract Report for 100091/0000 - June 2017

Name or company name	Paulsgrove Dental Care Ltd
Contract type name	GDS Contract
Purpose of contract	General
Contract start date	01/04/2016
Contract end date	

17/18 Contracted general activity (UDA)	7,002
Carry forward general activity (UDA)	0
17/18 Contracted orthodontic activity (UOA)	0
Carry forward orthodontic activity (UOA)	0
Baseline contract value	£141,020.28

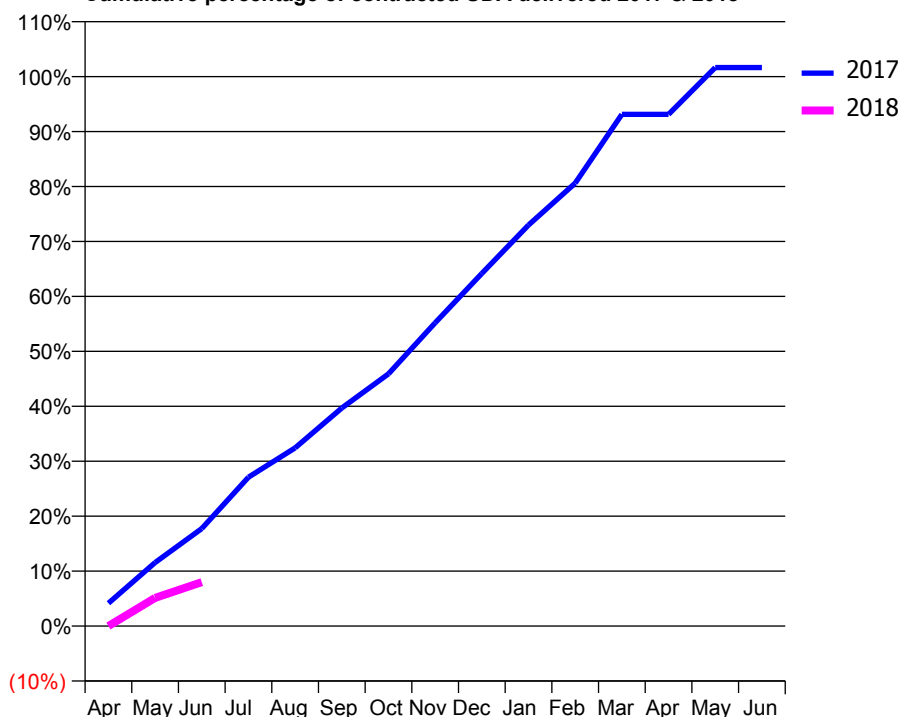
### ACCESS\*

Patients seen in 24 months	Total	Change since previous quarter
Quarter ending June 2016	631	
Quarter ending September 2016	1,071	↑
Quarter ending December 2016	1,487	↑
Quarter ending March 2017	1,692	↑
Quarter ending June 2017	1,771	↑
<b>Variance since June 2016</b>	<b>180.7%</b>	<b>↑</b>



### ACTIVITY

Cumulative percentage of contracted UDA delivered 2017 & 2018



Adjusted Scheduled Activity (UDA)

Month	2017	2018
April	291	0
May	810	360
June	1,243	560
July	1,898	
August	2,271	
September	2,779	
October	3,213	
November	3,864	
December	4,493	
January	5,110	
February	5,644	
March	6,521	
April	6,521	
May	7,116	
June	7,116	

### QUALITY

	Quantity	Base Number	Contract	AT	Region	England
% of FP17s for the same patient ID Re-attending within 3 months - Children	12	164	7.3%	10.6%	11.6%	12.0%
% of FP17s for the same patient ID Re-attending within 3 months - Adults	32	318	10.1%	14.9%	15.9%	16.0%
% of FP17s for the same patient ID Re-attending between 3 & 9 months - Children	109	164	66.5%	59.9%	60.4%	58.0%
% of FP17s for the same patient ID Re-attending between 3 & 9 months - Adults	156	318	49.1%	52.2%	52.3%	50.9%
% of FP17s for Band 1 Urgent Courses	102	322	31.7%	10.0%	9.5%	9.1%
% of FP17s Relating to Free Repair or Replacements	0	322	0.0%	0.6%	0.7%	0.8%
% of FP17s Relating to Continuations	4	322	1.2%	1.1%	1.0%	1.1%
% of Patients satisfied with the dentistry they have received	1	3	N/A	93.1%	91.9%	91.7%
% of Patients satisfied with the time they had to wait for an appointment	2	3	N/A	87.9%	88.0%	88.0%

\* This is based on patients treated on this contract for their most recent course of treatment. Figures in italics indicate the base number of FP17s or Patient Questionnaire responses are less than 100. N/A is shown where the base number of responses is less than 10 during the period. % is calculated as Quantity/Base number\*100

## Q70 - Vital Signs At a Glance Contract Report for 100326/0000 - June 2017


Name or company name	Access Dental Ltd
Contract type name	PDS Contract
Purpose of contract	General
Contract start date	01/04/2017
Contract end date	31/03/2020

17/18 Contracted general activity (UDA)	3,402
Carry forward general activity (UDA)	0
17/18 Contracted orthodontic activity (UOA)	0
Carry forward orthodontic activity (UOA)	0
Baseline contract value	£219,701.16

### ACCESS\*

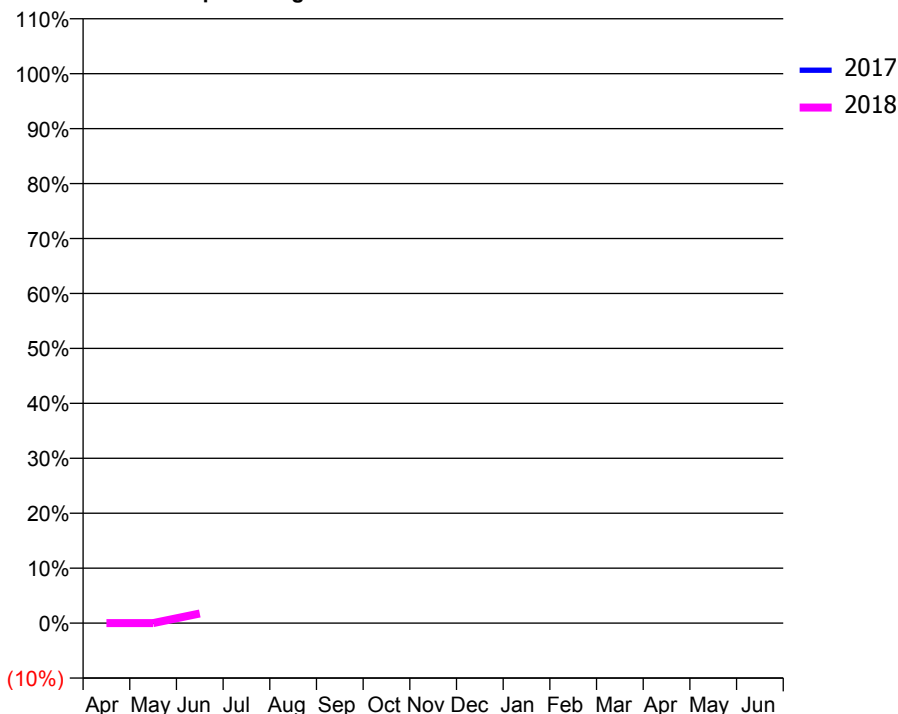
Patients seen in 24 months	Total	Change since previous quarter
Quarter ending June 2016	0	
Quarter ending September 2016	0	
Quarter ending December 2016	0	
Quarter ending March 2017	0	
Quarter ending June 2017	27	↑
<b>Variance since June 2016</b>	N/A	

### Access trend analysis



### ACTIVITY

#### Cumulative percentage of contracted UDA delivered 2017 & 2018



#### Adjusted Scheduled Activity (UDA)

Month	2017	2018
April	0	0
May	0	0
June	0	60
July	0	0
August	0	0
September	0	0
October	0	0
November	0	0
December	0	0
January	0	0
February	0	0
March	0	0
April	0	0
May	0	0
June	0	0

### QUALITY

	Quantity	Base Number	Contract	AT	Region	England
% of FP17s for the same patient ID Re-attending within 3 months - Children	0	7	0.0%	10.6%	11.6%	12.0%
% of FP17s for the same patient ID Re-attending within 3 months - Adults	0	43	0.0%	14.9%	15.9%	16.0%
% of FP17s for the same patient ID Re-attending between 3 & 9 months - Children	0	7	0.0%	59.9%	60.4%	58.0%
% of FP17s for the same patient ID Re-attending between 3 & 9 months - Adults	0	43	0.0%	52.2%	52.3%	50.9%
% of FP17s for Band 1 Urgent Courses	50	50	100.0%	10.0%	9.5%	9.1%
% of FP17s Relating to Free Repair or Replacements	0	50	0.0%	0.6%	0.7%	0.8%
% of FP17s Relating to Continuations	0	50	0.0%	1.1%	1.0%	1.1%
% of Patients satisfied with the dentistry they have received	0	0	N/A	93.1%	91.9%	91.7%
% of Patients satisfied with the time they had to wait for an appointment	0	0	N/A	87.9%	88.0%	88.0%

\* This is based on patients treated on this contract for their most recent course of treatment. Figures in italics indicate the base number of FP17s or Patient Questionnaire responses are less than 100. N/A is shown where the base number of responses is less than 10 during the period. % is calculated as Quantity/Base number\*100



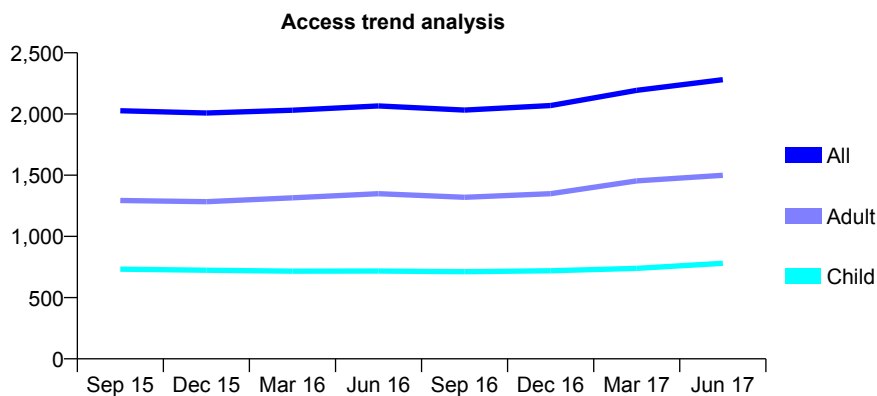
## Q70 - Vital Signs At a Glance Contract Report for 101281/0122 - June 2017

Name or company name	OASIS DENTAL CARE LTD
Contract type name	GDS Contract
Purpose of contract	General
Contract start date	01/04/2006
Contract end date	

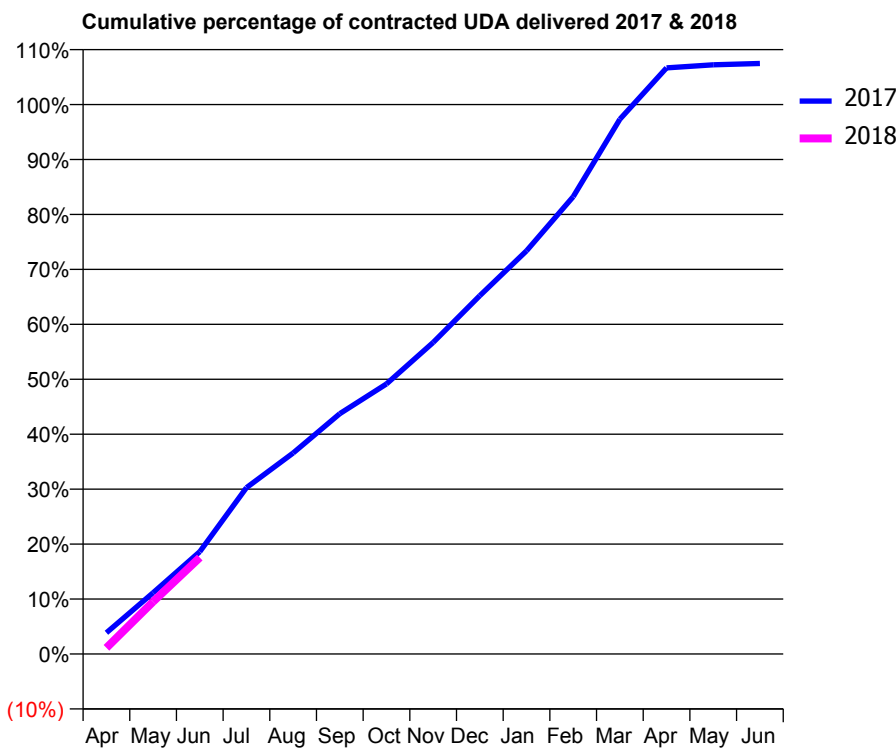
17/18 Contracted general activity (UDA)	4,652
Carry forward general activity (UDA)	0
17/18 Contracted orthodontic activity (UOA)	0
Carry forward orthodontic activity (UOA)	0
Baseline contract value	£108,915.47

### ACCESS\*

Patients seen in 24 months	Total	Change since previous quarter
Quarter ending June 2016	2,066	
Quarter ending September 2016	2,032	↓
Quarter ending December 2016	2,069	→
Quarter ending March 2017	2,193	↑
Quarter ending June 2017	2,280	↑
<b>Variance since June 2016</b>	<b>10.4%</b>	<b>↑</b>



### ACTIVITY



Adjusted Scheduled Activity (UDA)		
Month	2017	2018
April	181	52
May	518	443
June	866	817
July	1,408	
August	1,702	
September	2,035	
October	2,287	
November	2,637	
December	3,034	
January	3,413	
February	3,872	
March	4,527	
April	4,963	
May	4,988	
June	4,999	

### QUALITY

	Quantity	Base Number	Contract	AT	Region	England
% of FP17s for the same patient ID Re-attending within 3 months - Children	22	292	7.5%	10.6%	11.6%	12.0%
% of FP17s for the same patient ID Re-attending within 3 months - Adults	65	448	14.5%	14.9%	15.9%	16.0%
% of FP17s for the same patient ID Re-attending between 3 & 9 months - Children	161	292	55.1%	59.9%	60.4%	58.0%
% of FP17s for the same patient ID Re-attending between 3 & 9 months - Adults	190	448	42.4%	52.2%	52.3%	50.9%
% of FP17s for Band 1 Urgent Courses	68	479	14.2%	10.0%	9.5%	9.1%
% of FP17s Relating to Free Repair or Replacements	0	479	0.0%	0.6%	0.7%	0.8%
% of FP17s Relating to Continuations	4	479	0.8%	1.1%	1.0%	1.1%
% of Patients satisfied with the dentistry they have received	2	2	N/A	93.1%	91.9%	91.7%
% of Patients satisfied with the time they had to wait for an appointment	2	2	N/A	87.9%	88.0%	88.0%

\* This is based on patients treated on this contract for their most recent course of treatment. Figures in italics indicate the base number of FP17s or Patient Questionnaire responses are less than 100. N/A is shown where the base number of responses is less than 10 during the period. % is calculated as Quantity/Base number\*100

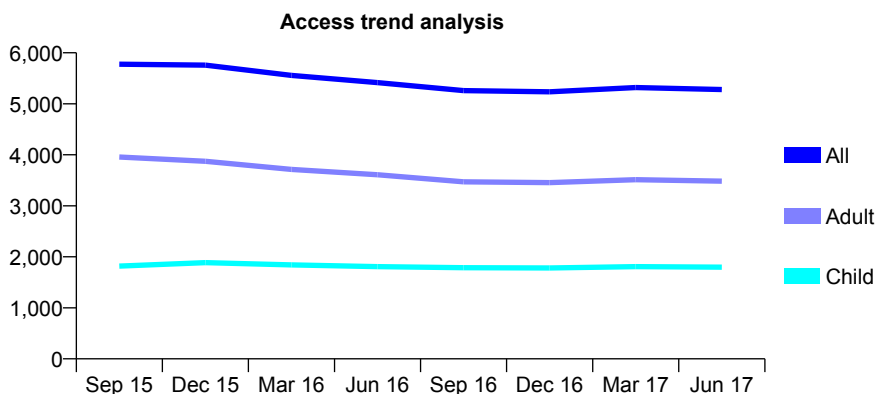
## Q70 - Vital Signs At a Glance Contract Report for 101281/0124 - June 2017

Name or company name	OASIS DENTAL CARE LTD
Contract type name	GDS Contract
Purpose of contract	General
Contract start date	01/04/2006
Contract end date	

17/18 Contracted general activity (UDA)	13,263
Carry forward general activity (UDA)	0
17/18 Contracted orthodontic activity (UOA)	0
Carry forward orthodontic activity (UOA)	0
Baseline contract value	£316,345.87

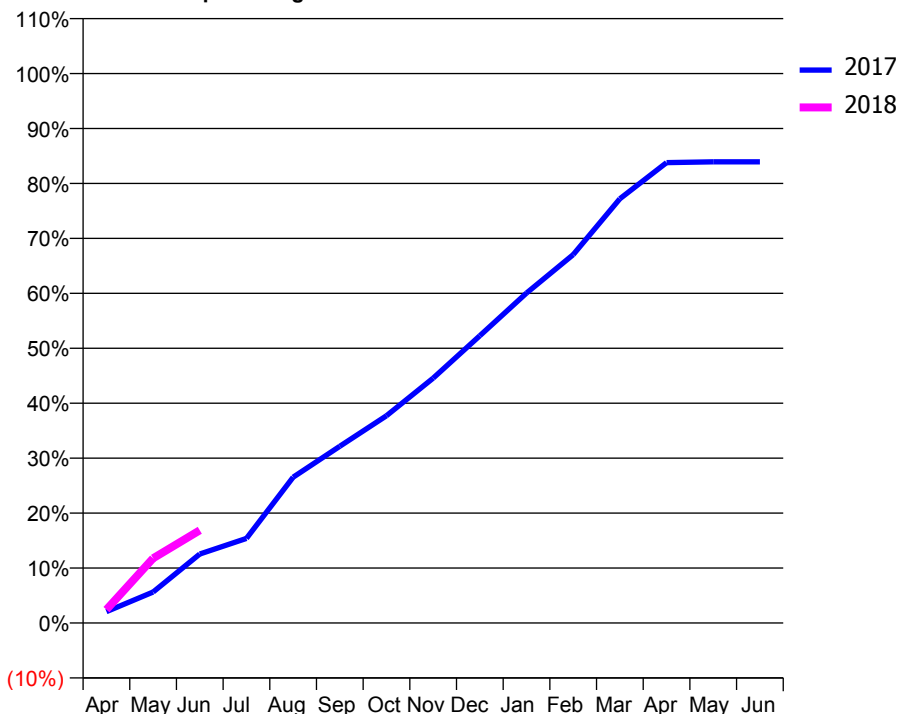
### ACCESS\*

Patients seen in 24 months	Total	Change since previous quarter
Quarter ending June 2016	5,416	
Quarter ending September 2016	5,259	↓
Quarter ending December 2016	5,235	→
Quarter ending March 2017	5,319	→
Quarter ending June 2017	5,281	→
<b>Variance since June 2016</b>	<b>(2.5%)</b>	<b>↓</b>



### ACTIVITY

Cumulative percentage of contracted UDA delivered 2017 & 2018



Month	Adjusted Scheduled Activity (UDA)	
	2017	2018
April	275	323
May	749	1,563
June	1,665	2,239
July	2,043	
August	3,520	
September	4,265	
October	5,002	
November	5,912	
December	6,935	
January	7,964	
February	8,890	
March	10,240	
April	11,112	
May	11,131	
June	11,131	

### QUALITY

	Quantity	Base Number	Contract	AT	Region	England
% of FP17s for the same patient ID Re-attending within 3 months - Children	45	522	8.6%	10.6%	11.6%	12.0%
% of FP17s for the same patient ID Re-attending within 3 months - Adults	171	1,034	16.5%	14.9%	15.9%	16.0%
% of FP17s for the same patient ID Re-attending between 3 & 9 months - Children	280	522	53.6%	59.9%	60.4%	58.0%
% of FP17s for the same patient ID Re-attending between 3 & 9 months - Adults	460	1,034	44.5%	52.2%	52.3%	50.9%
% of FP17s for Band 1 Urgent Courses	108	1,141	9.5%	10.0%	9.5%	9.1%
% of FP17s Relating to Free Repair or Replacements	30	1,141	2.6%	0.6%	0.7%	0.8%
% of FP17s Relating to Continuations	27	1,141	2.4%	1.1%	1.0%	1.1%
% of Patients satisfied with the dentistry they have received	6	6	N/A	93.1%	91.9%	91.7%
% of Patients satisfied with the time they had to wait for an appointment	6	6	N/A	87.9%	88.0%	88.0%

\* This is based on patients treated on this contract for their most recent course of treatment. Figures in italics indicate the base number of FP17s or Patient Questionnaire responses are less than 100. N/A is shown where the base number of responses is less than 10 during the period. % is calculated as Quantity/Base number\*100

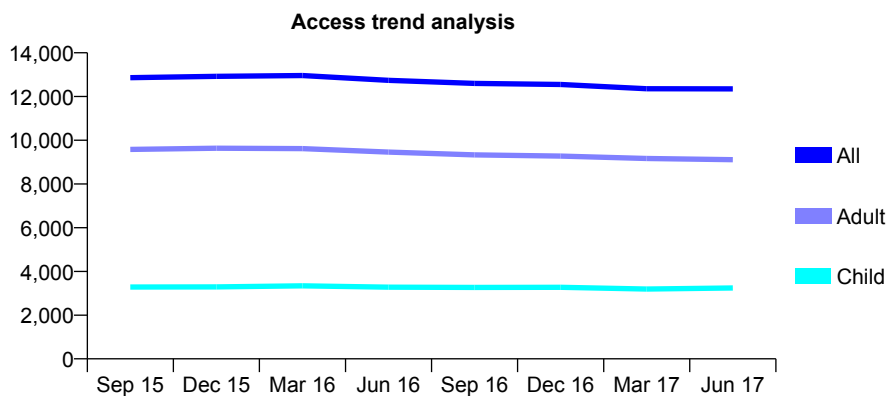
## Q70 - Vital Signs At a Glance Contract Report for 101281/0193 - June 2017

Name or company name	OASIS DENTAL CARE LTD
Contract type name	GDS Contract
Purpose of contract	General
Contract start date	01/02/2009
Contract end date	

17/18 Contracted general activity (UDA)	35,100
Carry forward general activity (UDA)	0
17/18 Contracted orthodontic activity (UOA)	0
Carry forward orthodontic activity (UOA)	0
Baseline contract value	£748,810.79

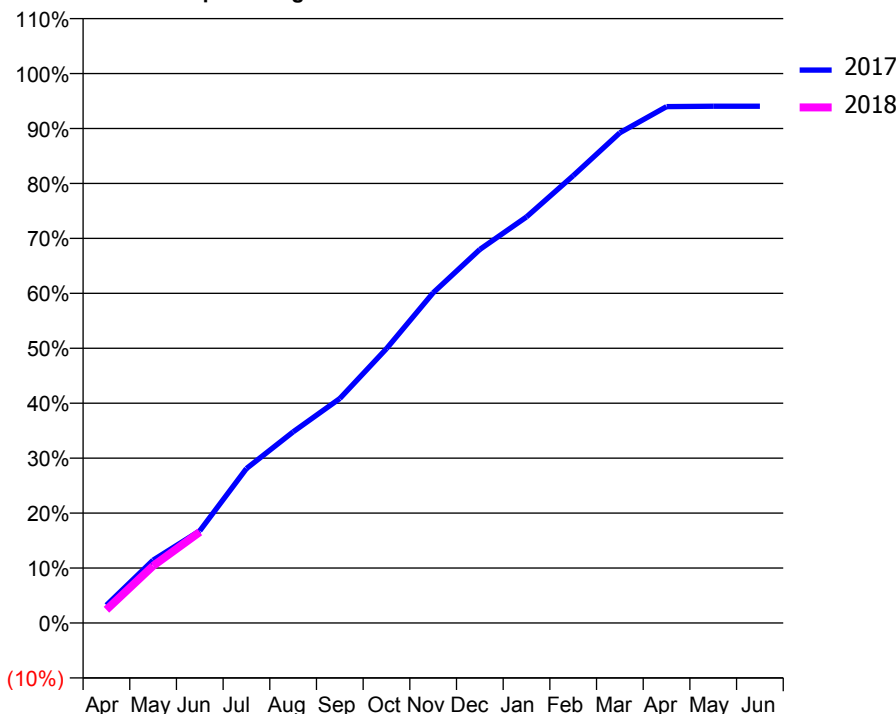
### ACCESS\*

Patients seen in 24 months	Total	Change since previous quarter
Quarter ending June 2016	12,738	
Quarter ending September 2016	12,597	↓
Quarter ending December 2016	12,550	→
Quarter ending March 2017	12,354	↓
Quarter ending June 2017	12,351	→
<b>Variance since June 2016</b>	<b>(3.0%)</b>	<b>↓</b>



### ACTIVITY

Cumulative percentage of contracted UDA delivered 2017 & 2018



Month	Adjusted Scheduled Activity (UDA)	
	2017	2018
April	1,107	848
May	3,920	3,652
June	5,739	5,815
July	9,622	
August	11,902	
September	13,987	
October	17,085	
November	20,567	
December	23,271	
January	25,292	
February	27,860	
March	30,539	
April	32,168	
May	32,190	
June	32,192	

### QUALITY

	Quantity	Base Number	Contract	AT	Region	England
% of FP17s for the same patient ID Re-attending within 3 months - Children	95	1,266	7.5%	10.6%	11.6%	12.0%
% of FP17s for the same patient ID Re-attending within 3 months - Adults	353	3,181	11.1%	14.9%	15.9%	16.0%
% of FP17s for the same patient ID Re-attending between 3 & 9 months - Children	754	1,266	59.6%	59.9%	60.4%	58.0%
% of FP17s for the same patient ID Re-attending between 3 & 9 months - Adults	2,032	3,181	63.9%	52.2%	52.3%	50.9%
% of FP17s for Band 1 Urgent Courses	374	3,575	10.5%	10.0%	9.5%	9.1%
% of FP17s Relating to Free Repair or Replacements	6	3,575	0.2%	0.6%	0.7%	0.8%
% of FP17s Relating to Continuations	31	3,575	0.9%	1.1%	1.0%	1.1%
% of Patients satisfied with the dentistry they have received	10	12	83.3%	93.1%	91.9%	91.7%
% of Patients satisfied with the time they had to wait for an appointment	10	12	83.3%	87.9%	88.0%	88.0%

\* This is based on patients treated on this contract for their most recent course of treatment. Figures in italics indicate the base number of FP17s or Patient Questionnaire responses are less than 100. N/A is shown where the base number of responses is less than 10 during the period. % is calculated as Quantity/Base number\*100

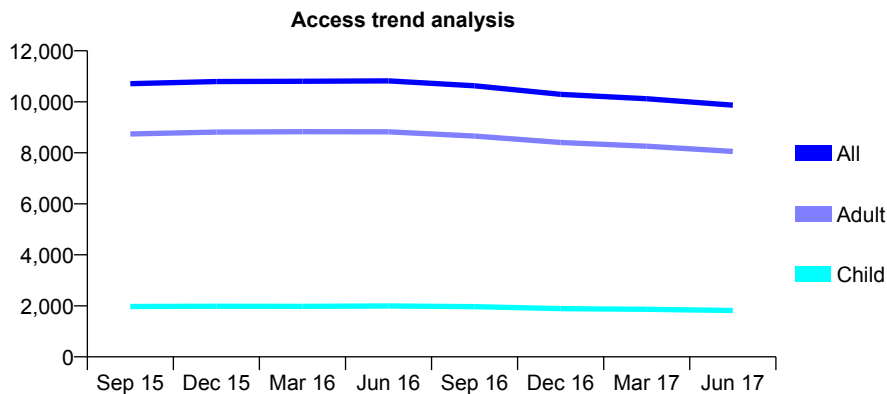
## Q70 - Vital Signs At a Glance Contract Report for 101338/0001 - June 2017

Name or company name	Whitecross Dental Care Limited
Contract type name	GDS Contract
Purpose of contract	General
Contract start date	01/04/2006
Contract end date	

17/18 Contracted general activity (UDA)	27,500
Carry forward general activity (UDA)	0
17/18 Contracted orthodontic activity (UOA)	0
Carry forward orthodontic activity (UOA)	0
Baseline contract value	£658,371.32

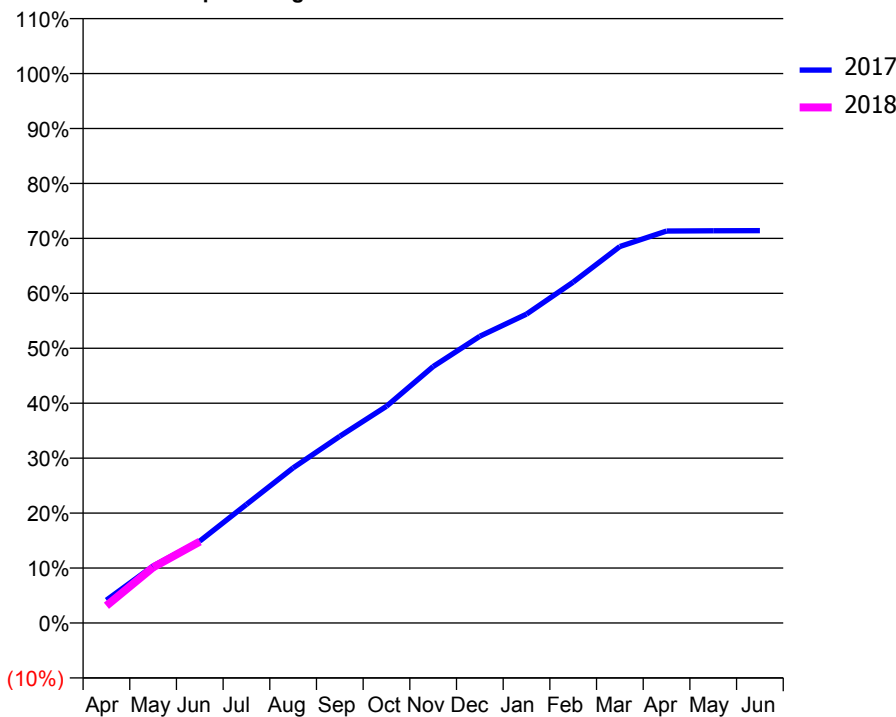
### ACCESS\*

Patients seen in 24 months	Total	Change since previous quarter
Quarter ending June 2016	10,819	
Quarter ending September 2016	10,625	↓
Quarter ending December 2016	10,293	↓
Quarter ending March 2017	10,120	↓
Quarter ending June 2017	9,870	↓
<b>Variance since June 2016</b>	<b>(8.8%)</b>	<b>↓</b>



### ACTIVITY

Cumulative percentage of contracted UDA delivered 2017 & 2018



Month	Adjusted Scheduled Activity (UDA)	
	2017	2018
April	1,406	861
May	3,496	2,789
June	5,028	4,076
July	7,273	
August	9,519	
September	11,457	
October	13,292	
November	15,734	
December	17,588	
January	18,946	
February	20,908	
March	23,093	
April	24,042	
May	24,061	
June	24,063	

### QUALITY

	Quantity	Base Number	Contract	AT	Region	England
% of FP17s for the same patient ID Re-attending within 3 months - Children	38	529	7.2%	10.6%	11.6%	12.0%
% of FP17s for the same patient ID Re-attending within 3 months - Adults	216	2,032	10.6%	14.9%	15.9%	16.0%
% of FP17s for the same patient ID Re-attending between 3 & 9 months - Children	206	529	38.9%	59.9%	60.4%	58.0%
% of FP17s for the same patient ID Re-attending between 3 & 9 months - Adults	822	2,032	40.5%	52.2%	52.3%	50.9%
% of FP17s for Band 1 Urgent Courses	220	2,135	10.3%	10.0%	9.5%	9.1%
% of FP17s Relating to Free Repair or Replacements	7	2,135	0.3%	0.6%	0.7%	0.8%
% of FP17s Relating to Continuations	46	2,135	2.2%	1.1%	1.0%	1.1%
% of Patients satisfied with the dentistry they have received	7	8	N/A	93.1%	91.9%	91.7%
% of Patients satisfied with the time they had to wait for an appointment	3	8	N/A	87.9%	88.0%	88.0%

\* This is based on patients treated on this contract for their most recent course of treatment. Figures in italics indicate the base number of FP17s or Patient Questionnaire responses are less than 100. N/A is shown where the base number of responses is less than 10 during the period. % is calculated as Quantity/Base number\*100

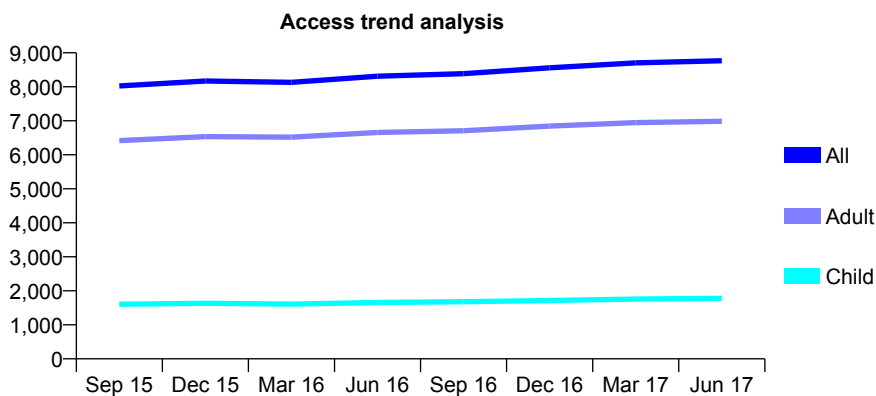
## Q70 - Vital Signs At a Glance Contract Report for 101338/0002 - June 2017

Name or company name	Whitecross Dental Care Limited
Contract type name	GDS Contract
Purpose of contract	General
Contract start date	01/04/2006
Contract end date	

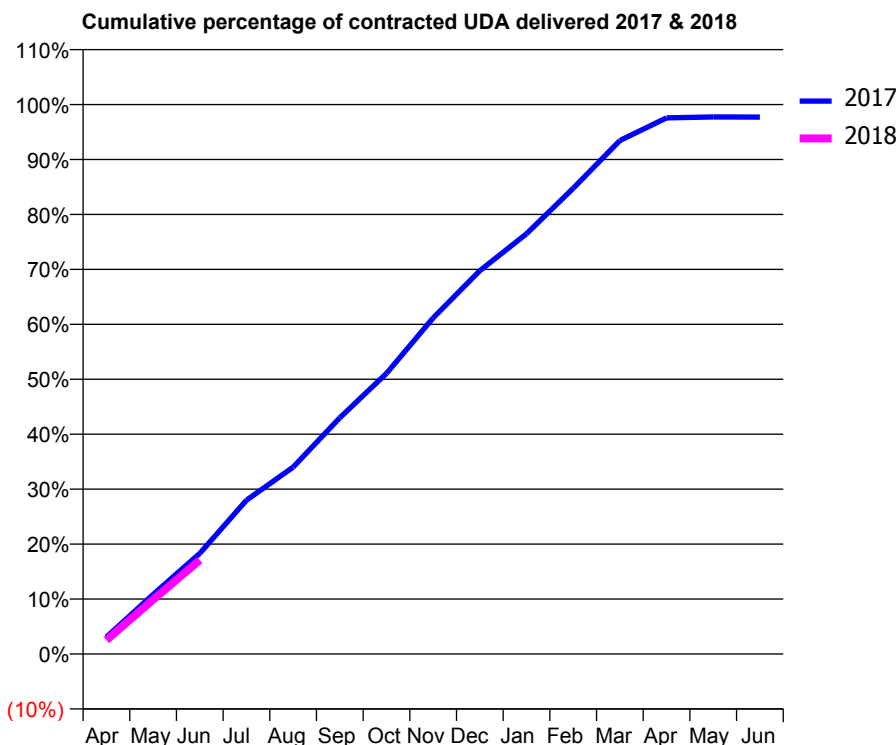
17/18 Contracted general activity (UDA)	26,962
Carry forward general activity (UDA)	0
17/18 Contracted orthodontic activity (UOA)	0
Carry forward orthodontic activity (UOA)	0
Baseline contract value	£645,491.19

### ACCESS\*

Patients seen in 24 months	Total	Change since previous quarter
Quarter ending June 2016	8,311	
Quarter ending September 2016	8,387	→
Quarter ending December 2016	8,559	↑
Quarter ending March 2017	8,704	→
Quarter ending June 2017	8,766	→
<b>Variance since June 2016</b>	<b>5.5%</b>	<b>↑</b>



### ACTIVITY



Month	Adjusted Scheduled Activity (UDA)	
	2017	2018
April	832	684
May	2,920	2,663
June	4,934	4,608
July	7,550	
August	9,168	
September	11,593	
October	13,772	
November	16,491	
December	18,810	
January	20,619	
February	22,850	
March	25,196	
April	26,308	
May	26,350	
June	26,348	

### QUALITY

	Quantity	Base Number	Contract	AT	Region	England
% of FP17s for the same patient ID Re-attending within 3 months - Children	31	562	5.5%	10.6%	11.6%	12.0%
% of FP17s for the same patient ID Re-attending within 3 months - Adults	221	2,183	10.1%	14.9%	15.9%	16.0%
% of FP17s for the same patient ID Re-attending between 3 & 9 months - Children	301	562	53.6%	59.9%	60.4%	58.0%
% of FP17s for the same patient ID Re-attending between 3 & 9 months - Adults	1,173	2,183	53.7%	52.2%	52.3%	50.9%
% of FP17s for Band 1 Urgent Courses	161	2,294	7.0%	10.0%	9.5%	9.1%
% of FP17s Relating to Free Repair or Replacements	7	2,294	0.3%	0.6%	0.7%	0.8%
% of FP17s Relating to Continuations	35	2,294	1.5%	1.1%	1.0%	1.1%
% of Patients satisfied with the dentistry they have received	11	12	91.7%	93.1%	91.9%	91.7%
% of Patients satisfied with the time they had to wait for an appointment	11	12	91.7%	87.9%	88.0%	88.0%

\* This is based on patients treated on this contract for their most recent course of treatment. Figures in italics indicate the base number of FP17s or Patient Questionnaire responses are less than 100. N/A is shown where the base number of responses is less than 10 during the period. % is calculated as Quantity/Base number\*100

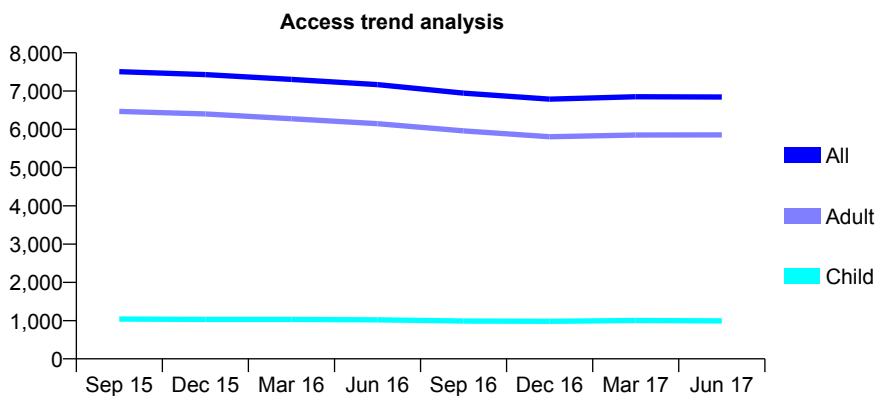
## Q70 - Vital Signs At a Glance Contract Report for 101338/0003 - June 2017

Name or company name	Whitecross Dental Care Limited
Contract type name	GDS Contract
Purpose of contract	General
Contract start date	01/04/2006
Contract end date	

17/18 Contracted general activity (UDA)	20,000
Carry forward general activity (UDA)	0
17/18 Contracted orthodontic activity (UOA)	0
Carry forward orthodontic activity (UOA)	0
Baseline contract value	£558,338.49

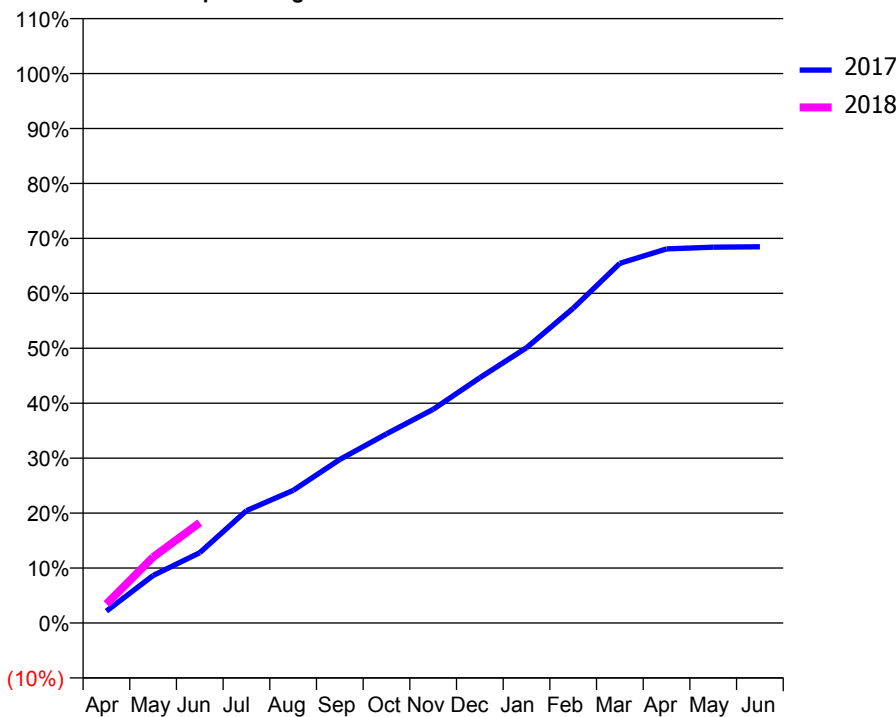
### ACCESS\*

Patients seen in 24 months	Total	Change since previous quarter
Quarter ending June 2016	7,168	
Quarter ending September 2016	6,947	↓
Quarter ending December 2016	6,790	↓
Quarter ending March 2017	6,852	→
Quarter ending June 2017	6,844	→
<b>Variance since June 2016</b>	<b>(4.5%)</b>	<b>↓</b>



### ACTIVITY

Cumulative percentage of contracted UDA delivered 2017 & 2018



Month	Adjusted Scheduled Activity (UDA)	
	2017	2018
April	525	690
May	2,101	2,398
June	3,113	3,651
July	4,970	
August	5,863	
September	7,230	
October	8,360	
November	9,447	
December	10,845	
January	12,169	
February	13,914	
March	15,903	
April	16,542	
May	16,617	
June	16,635	

### QUALITY

	Quantity	Base Number	Contract	AT	Region	England
% of FP17s for the same patient ID Re-attending within 3 months - Children	36	349	10.3%	10.6%	11.6%	12.0%
% of FP17s for the same patient ID Re-attending within 3 months - Adults	164	1,598	10.3%	14.9%	15.9%	16.0%
% of FP17s for the same patient ID Re-attending between 3 & 9 months - Children	142	349	40.7%	59.9%	60.4%	58.0%
% of FP17s for the same patient ID Re-attending between 3 & 9 months - Adults	626	1,598	39.2%	52.2%	52.3%	50.9%
% of FP17s for Band 1 Urgent Courses	196	1,616	12.1%	10.0%	9.5%	9.1%
% of FP17s Relating to Free Repair or Replacements	17	1,616	1.1%	0.6%	0.7%	0.8%
% of FP17s Relating to Continuations	36	1,616	2.2%	1.1%	1.0%	1.1%
% of Patients satisfied with the dentistry they have received	10	12	83.3%	93.1%	91.9%	91.7%
% of Patients satisfied with the time they had to wait for an appointment	11	12	91.7%	87.9%	88.0%	88.0%

\* This is based on patients treated on this contract for their most recent course of treatment. Figures in italics indicate the base number of FP17s or Patient Questionnaire responses are less than 100. N/A is shown where the base number of responses is less than 10 during the period. % is calculated as Quantity/Base number\*100

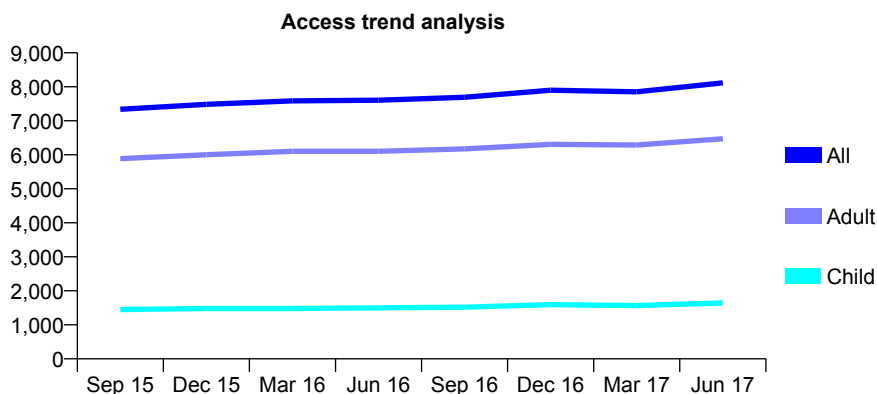
## Q70 - Vital Signs At a Glance Contract Report for 101338/0015 - June 2017

Name or company name	Whitecross Dental Care Limited
Contract type name	GDS Contract
Purpose of contract	General
Contract start date	01/04/2006
Contract end date	

17/18 Contracted general activity (UDA)	24,549
Carry forward general activity (UDA)	0
17/18 Contracted orthodontic activity (UOA)	0
Carry forward orthodontic activity (UOA)	0
Baseline contract value	£685,332.59

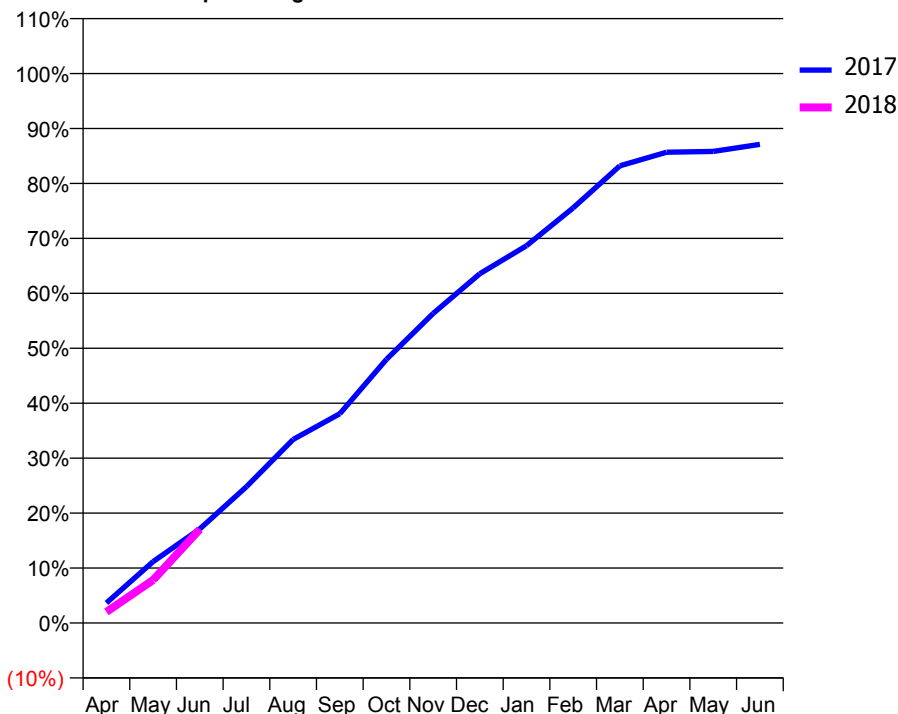
### ACCESS\*

Patients seen in 24 months	Total	Change since previous quarter
Quarter ending June 2016	7,606	
Quarter ending September 2016	7,692	→
Quarter ending December 2016	7,901	↑
Quarter ending March 2017	7,852	→
Quarter ending June 2017	8,117	↑
<b>Variance since June 2016</b>	<b>6.7%</b>	<b>↑</b>



### ACTIVITY

Cumulative percentage of contracted UDA delivered 2017 & 2018



Month	Adjusted Scheduled Activity (UDA)	
	2017	2018
April	898	499
May	2,743	1,919
June	4,205	4,183
July	6,089	
August	8,201	
September	9,348	
October	11,783	
November	13,828	
December	15,608	
January	16,855	
February	18,547	
March	20,425	
April	21,033	
May	21,066	
June	21,383	

### QUALITY

	Quantity	Base Number	Contract	AT	Region	England
% of FP17s for the same patient ID Re-attending within 3 months - Children	26	652	4.0%	10.6%	11.6%	12.0%
% of FP17s for the same patient ID Re-attending within 3 months - Adults	246	1,951	12.6%	14.9%	15.9%	16.0%
% of FP17s for the same patient ID Re-attending between 3 & 9 months - Children	346	652	53.1%	59.9%	60.4%	58.0%
% of FP17s for the same patient ID Re-attending between 3 & 9 months - Adults	754	1,951	38.6%	52.2%	52.3%	50.9%
% of FP17s for Band 1 Urgent Courses	173	2,171	8.0%	10.0%	9.5%	9.1%
% of FP17s Relating to Free Repair or Replacements	3	2,171	0.1%	0.6%	0.7%	0.8%
% of FP17s Relating to Continuations	43	2,171	2.0%	1.1%	1.0%	1.1%
% of Patients satisfied with the dentistry they have received	15	16	93.8%	93.1%	91.9%	91.7%
% of Patients satisfied with the time they had to wait for an appointment	15	16	93.8%	87.9%	88.0%	88.0%

\* This is based on patients treated on this contract for their most recent course of treatment. Figures in italics indicate the base number of FP17s or Patient Questionnaire responses are less than 100. N/A is shown where the base number of responses is less than 10 during the period. % is calculated as Quantity/Base number\*100

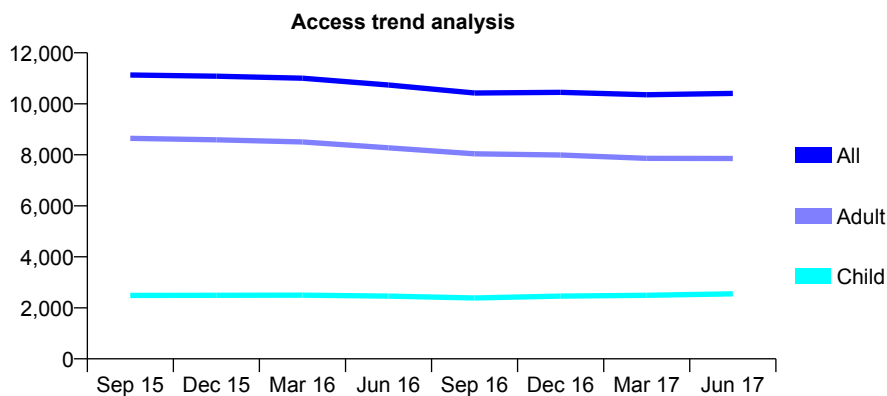
## Q70 - Vital Signs At a Glance Contract Report for 101338/0018 - June 2017

Name or company name	Whitecross Dental Care Limited
Contract type name	GDS Contract
Purpose of contract	General
Contract start date	01/04/2006
Contract end date	

17/18 Contracted general activity (UDA)	28,215
Carry forward general activity (UDA)	0
17/18 Contracted orthodontic activity (UOA)	0
Carry forward orthodontic activity (UOA)	0
Baseline contract value	£731,329.11

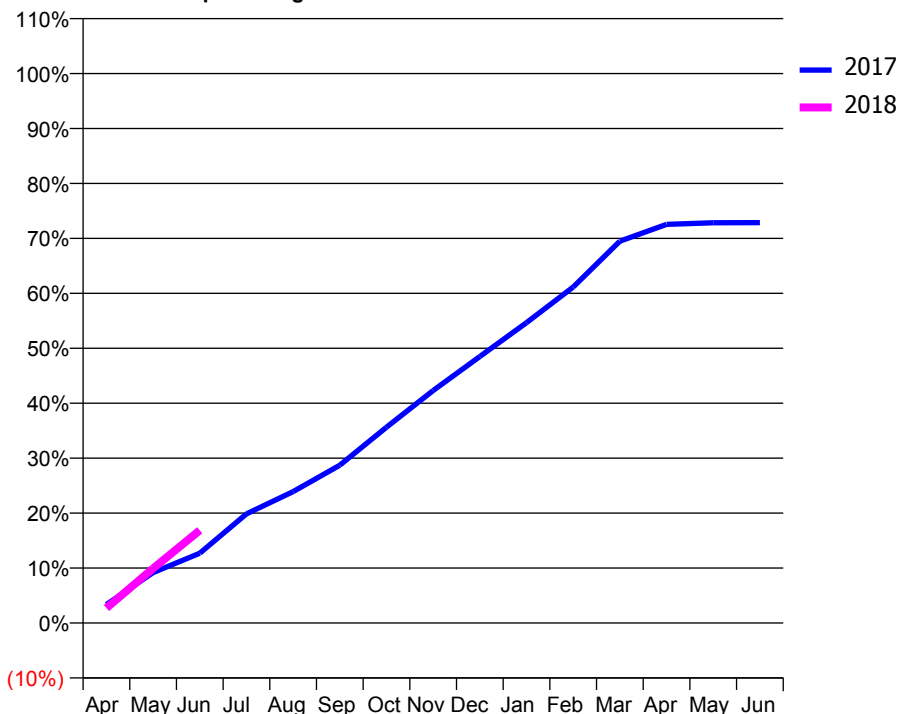
### ACCESS\*

Patients seen in 24 months	Total	Change since previous quarter
Quarter ending June 2016	10,736	
Quarter ending September 2016	10,425	↓
Quarter ending December 2016	10,450	→
Quarter ending March 2017	10,353	→
Quarter ending June 2017	10,409	→
<b>Variance since June 2016</b>	<b>(3.0%)</b>	<b>↓</b>



### ACTIVITY

Cumulative percentage of contracted UDA delivered 2017 & 2018



Month	Adjusted Scheduled Activity (UDA)	
	2017	2018
April	1,158	770
May	3,167	2,801
June	4,387	4,759
July	6,856	
August	8,252	
September	9,906	
October	12,292	
November	14,597	
December	16,731	
January	18,859	
February	21,095	
March	23,975	
April	25,033	
May	25,136	
June	25,143	

### QUALITY

	Quantity	Base Number	Contract	AT	Region	England
% of FP17s for the same patient ID Re-attending within 3 months - Children	29	750	3.9%	10.6%	11.6%	12.0%
% of FP17s for the same patient ID Re-attending within 3 months - Adults	184	1,956	9.4%	14.9%	15.9%	16.0%
% of FP17s for the same patient ID Re-attending between 3 & 9 months - Children	345	750	46.0%	59.9%	60.4%	58.0%
% of FP17s for the same patient ID Re-attending between 3 & 9 months - Adults	528	1,956	27.0%	52.2%	52.3%	50.9%
% of FP17s for Band 1 Urgent Courses	225	2,300	9.8%	10.0%	9.5%	9.1%
% of FP17s Relating to Free Repair or Replacements	12	2,300	0.5%	0.6%	0.7%	0.8%
% of FP17s Relating to Continuations	27	2,300	1.2%	1.1%	1.0%	1.1%
% of Patients satisfied with the dentistry they have received	10	11	90.9%	93.1%	91.9%	91.7%
% of Patients satisfied with the time they had to wait for an appointment	6	11	54.5%	87.9%	88.0%	88.0%

\* This is based on patients treated on this contract for their most recent course of treatment. Figures in italics indicate the base number of FP17s or Patient Questionnaire responses are less than 100. N/A is shown where the base number of responses is less than 10 during the period. % is calculated as Quantity/Base number\*100



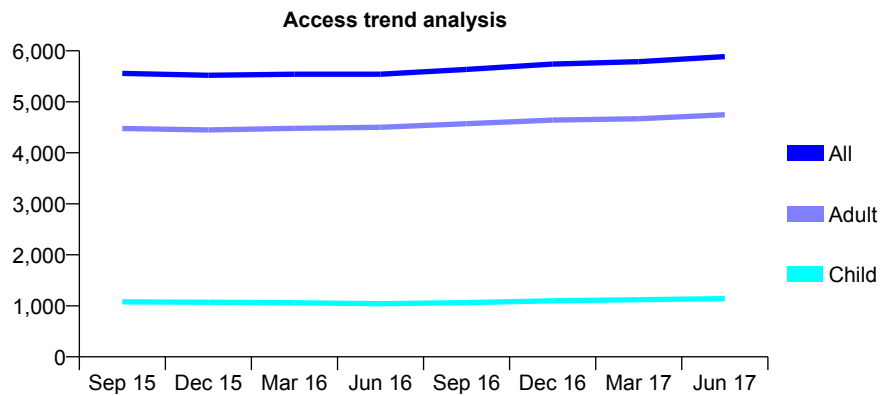
## Q70 - Vital Signs At a Glance Contract Report for 101338/0026 - June 2017

Name or company name	Whitecross Dental Care Limited
Contract type name	GDS Contract
Purpose of contract	General
Contract start date	01/04/2006
Contract end date	

17/18 Contracted general activity (UDA)	16,392
Carry forward general activity (UDA)	0
17/18 Contracted orthodontic activity (UOA)	0
Carry forward orthodontic activity (UOA)	0
Baseline contract value	£392,437.18

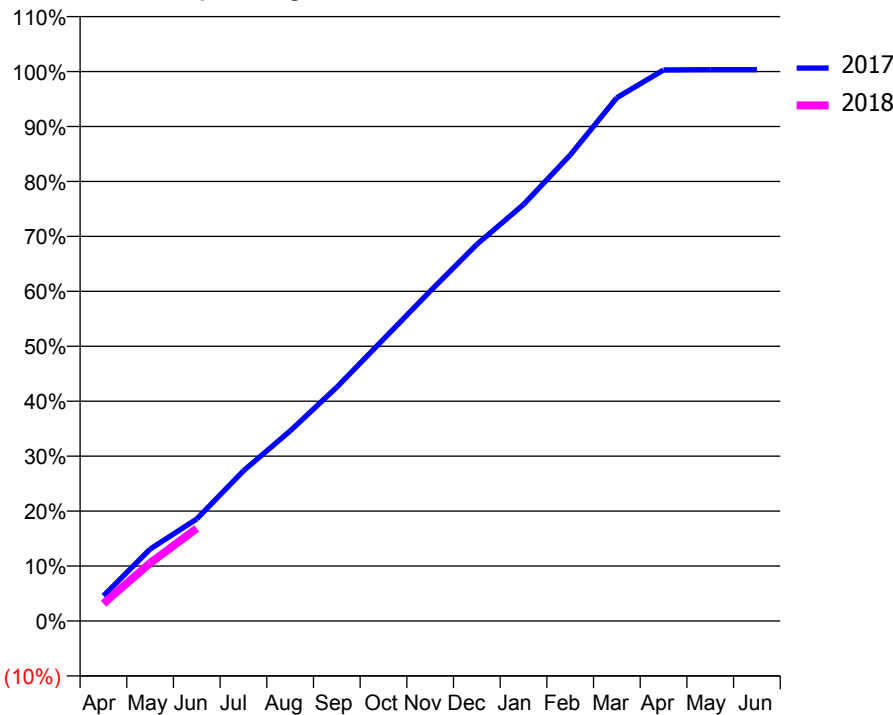
### ACCESS\*

Patients seen in 24 months	Total	Change since previous quarter
Quarter ending June 2016	5,542	
Quarter ending September 2016	5,635	→
Quarter ending December 2016	5,741	→
Quarter ending March 2017	5,787	→
Quarter ending June 2017	5,887	→
<b>Variance since June 2016</b>	<b>6.2%</b>	<b>↑</b>



### ACTIVITY

Cumulative percentage of contracted UDA delivered 2017 & 2018



Month	Adjusted Scheduled Activity (UDA)	
	2017	2018
April	750	518
May	2,147	1,727
June	3,044	2,763
July	4,482	
August	5,670	
September	6,974	
October	8,406	
November	9,839	
December	11,236	
January	12,425	
February	13,900	
March	15,613	
April	16,440	
May	16,448	
June	16,448	

### QUALITY

	Quantity	Base Number	Contract	AT	Region	England
% of FP17s for the same patient ID Re-attending within 3 months - Children	24	416	5.8%	10.6%	11.6%	12.0%
% of FP17s for the same patient ID Re-attending within 3 months - Adults	143	1,489	9.6%	14.9%	15.9%	16.0%
% of FP17s for the same patient ID Re-attending between 3 & 9 months - Children	278	416	66.8%	59.9%	60.4%	58.0%
% of FP17s for the same patient ID Re-attending between 3 & 9 months - Adults	926	1,489	62.2%	52.2%	52.3%	50.9%
% of FP17s for Band 1 Urgent Courses	127	1,591	8.0%	10.0%	9.5%	9.1%
% of FP17s Relating to Free Repair or Replacements	7	1,591	0.4%	0.6%	0.7%	0.8%
% of FP17s Relating to Continuations	19	1,591	1.2%	1.1%	1.0%	1.1%
% of Patients satisfied with the dentistry they have received	3	3	N/A	93.1%	91.9%	91.7%
% of Patients satisfied with the time they had to wait for an appointment	3	3	N/A	87.9%	88.0%	88.0%

\* This is based on patients treated on this contract for their most recent course of treatment. Figures in italics indicate the base number of FP17s or Patient Questionnaire responses are less than 100. N/A is shown where the base number of responses is less than 10 during the period. % is calculated as Quantity/Base number\*100

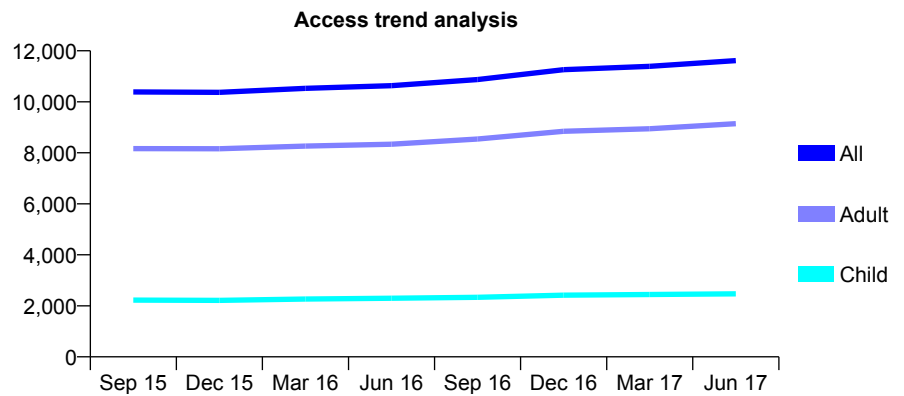
## Q70 - Vital Signs At a Glance Contract Report for 101338/0034 - June 2017

Name or company name	Whitecross Dental Care Limited
Contract type name	GDS Contract
Purpose of contract	General
Contract start date	01/04/2006
Contract end date	

17/18 Contracted general activity (UDA)	34,000
Carry forward general activity (UDA)	0
17/18 Contracted orthodontic activity (UOA)	0
Carry forward orthodontic activity (UOA)	0
Baseline contract value	£949,175.45

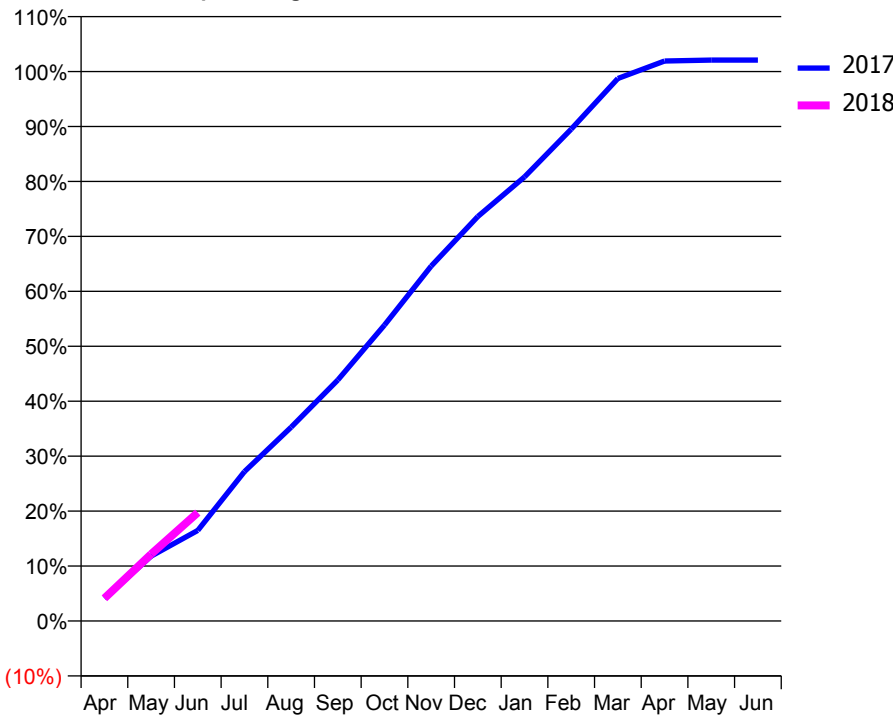
### ACCESS\*

Patients seen in 24 months	Total	Change since previous quarter
Quarter ending June 2016	10,634	
Quarter ending September 2016	10,875	↑
Quarter ending December 2016	11,262	↑
Quarter ending March 2017	11,389	→
Quarter ending June 2017	11,618	↑
<b>Variance since June 2016</b>	<b>9.3%</b>	<b>↑</b>



### ACTIVITY

Cumulative percentage of contracted UDA delivered 2017 & 2018



Month	Adjusted Scheduled Activity (UDA)	
	2017	2018
April	1,408	1,407
May	4,016	4,141
June	5,603	6,708
July	9,248	
August	11,994	
September	14,915	
October	18,315	
November	21,963	
December	25,026	
January	27,476	
February	30,432	
March	33,569	
April	34,652	
May	34,706	
June	34,705	

### QUALITY

	Quantity	Base Number	Contract	AT	Region	England
% of FP17s for the same patient ID Re-attending within 3 months - Children	65	877	7.4%	10.6%	11.6%	12.0%
% of FP17s for the same patient ID Re-attending within 3 months - Adults	421	2,821	14.9%	14.9%	15.9%	16.0%
% of FP17s for the same patient ID Re-attending between 3 & 9 months - Children	527	877	60.1%	59.9%	60.4%	58.0%
% of FP17s for the same patient ID Re-attending between 3 & 9 months - Adults	1,247	2,821	44.2%	52.2%	52.3%	50.9%
% of FP17s for Band 1 Urgent Courses	328	3,202	10.2%	10.0%	9.5%	9.1%
% of FP17s Relating to Free Repair or Replacements	29	3,202	0.9%	0.6%	0.7%	0.8%
% of FP17s Relating to Continuations	78	3,202	2.4%	1.1%	1.0%	1.1%
% of Patients satisfied with the dentistry they have received	22	23	95.7%	93.1%	91.9%	91.7%
% of Patients satisfied with the time they had to wait for an appointment	20	23	87.0%	87.9%	88.0%	88.0%

\* This is based on patients treated on this contract for their most recent course of treatment. Figures in italics indicate the base number of FP17s or Patient Questionnaire responses are less than 100. N/A is shown where the base number of responses is less than 10 during the period. % is calculated as Quantity/Base number\*100

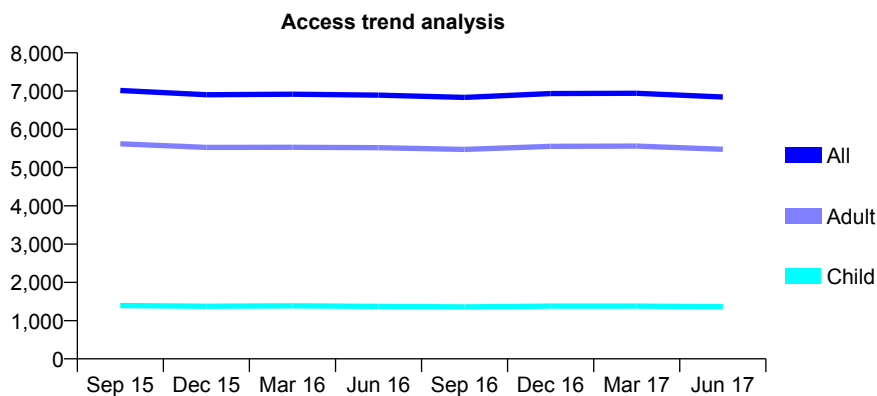
## Q70 - Vital Signs At a Glance Contract Report for 101338/0036 - June 2017

Name or company name	Whitecross Dental Care Limited
Contract type name	GDS Contract
Purpose of contract	General
Contract start date	01/04/2006
Contract end date	

17/18 Contracted general activity (UDA)	20,250
Carry forward general activity (UDA)	0
17/18 Contracted orthodontic activity (UOA)	0
Carry forward orthodontic activity (UOA)	0
Baseline contract value	£565,317.74

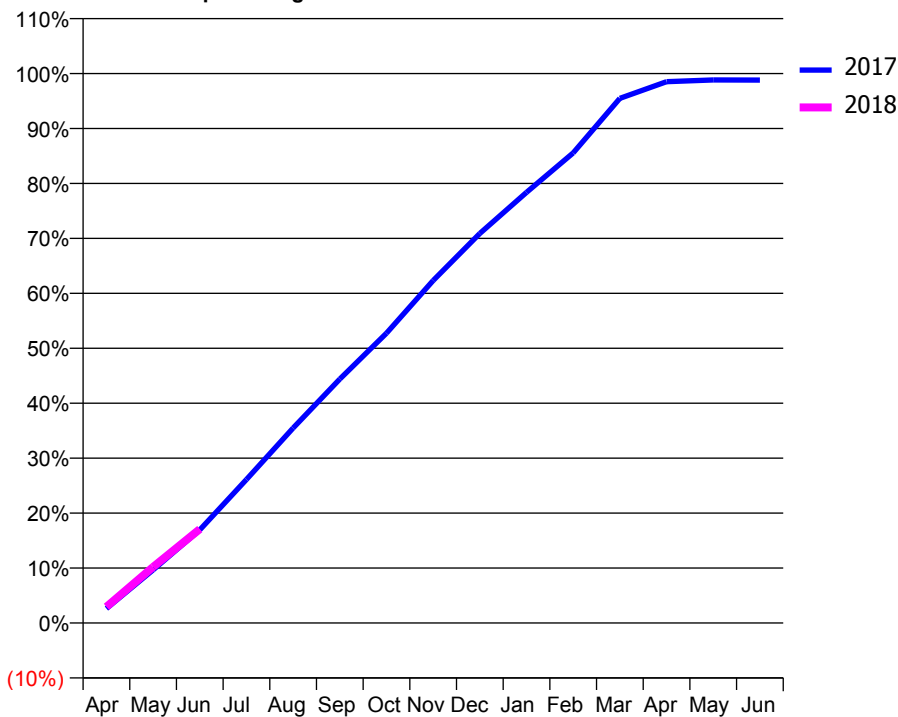
### ACCESS\*

Patients seen in 24 months	Total	Change since previous quarter
Quarter ending June 2016	6,893	
Quarter ending September 2016	6,833	→
Quarter ending December 2016	6,935	→
Quarter ending March 2017	6,943	→
Quarter ending June 2017	6,844	↓
<b>Variance since June 2016</b>	<b>(0.7%)</b>	→



### ACTIVITY

Cumulative percentage of contracted UDA delivered 2017 & 2018



Adjusted Scheduled Activity (UDA)

Month	2017	2018
April	533	597
May	1,958	2,065
June	3,432	3,462
July	5,289	
August	7,189	
September	8,988	
October	10,679	
November	12,620	
December	14,356	
January	15,869	
February	17,323	
March	19,337	
April	19,951	
May	20,010	
June	20,009	

### QUALITY

	Quantity	Base Number	Contract	AT	Region	England
% of FP17s for the same patient ID Re-attending within 3 months - Children	25	376	6.6%	10.6%	11.6%	12.0%
% of FP17s for the same patient ID Re-attending within 3 months - Adults	188	1,543	12.2%	14.9%	15.9%	16.0%
% of FP17s for the same patient ID Re-attending between 3 & 9 months - Children	192	376	51.1%	59.9%	60.4%	58.0%
% of FP17s for the same patient ID Re-attending between 3 & 9 months - Adults	773	1,543	50.1%	52.2%	52.3%	50.9%
% of FP17s for Band 1 Urgent Courses	176	1,653	10.6%	10.0%	9.5%	9.1%
% of FP17s Relating to Free Repair or Replacements	16	1,653	1.0%	0.6%	0.7%	0.8%
% of FP17s Relating to Continuations	40	1,653	2.4%	1.1%	1.0%	1.1%
% of Patients satisfied with the dentistry they have received	7	7	N/A	93.1%	91.9%	91.7%
% of Patients satisfied with the time they had to wait for an appointment	7	7	N/A	87.9%	88.0%	88.0%

\* This is based on patients treated on this contract for their most recent course of treatment. Figures in italics indicate the base number of FP17s or Patient Questionnaire responses are less than 100. N/A is shown where the base number of responses is less than 10 during the period. % is calculated as Quantity/Base number\*100

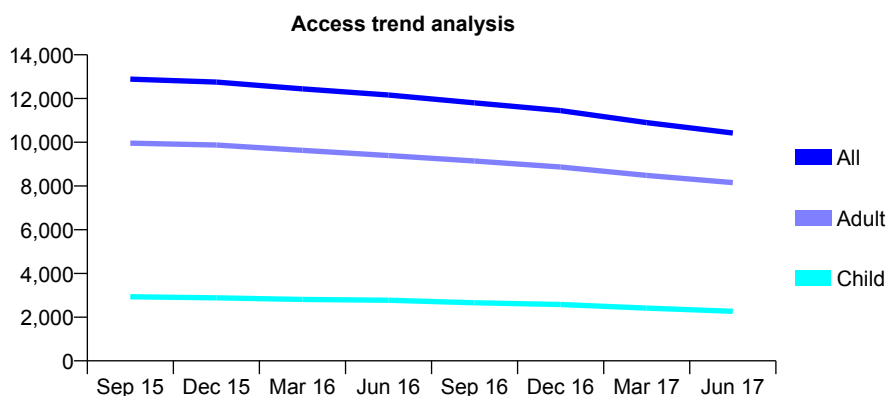
## Q70 - Vital Signs At a Glance Contract Report for 101338/0038 - June 2017

Name or company name	Whitecross Dental Care Limited
Contract type name	GDS Contract
Purpose of contract	General
Contract start date	01/04/2006
Contract end date	

17/18 Contracted general activity (UDA)	30,838
Carry forward general activity (UDA)	0
17/18 Contracted orthodontic activity (UOA)	0
Carry forward orthodontic activity (UOA)	0
Baseline contract value	£942,410.05

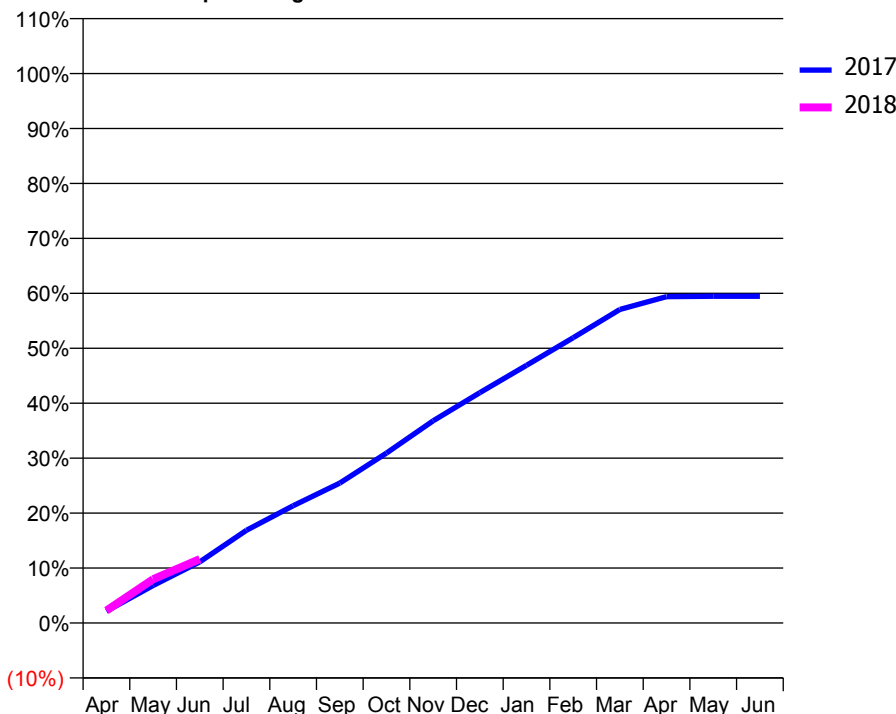
### ACCESS\*

Patients seen in 24 months	Total	Change since previous quarter
Quarter ending June 2016	12,159	
Quarter ending September 2016	11,799	↓
Quarter ending December 2016	11,446	↓
Quarter ending March 2017	10,897	↓
Quarter ending June 2017	10,421	↓
<b>Variance since June 2016</b>	<b>(14.3%)</b>	<b>↓</b>



### ACTIVITY

Cumulative percentage of contracted UDA delivered 2017 & 2018



Adjusted Scheduled Activity (UDA)

Month	2017	2018
April	748	703
May	2,383	2,456
June	3,879	3,590
July	5,882	
August	7,439	
September	8,876	
October	10,773	
November	12,818	
December	14,603	
January	16,340	
February	18,084	
March	19,883	
April	20,688	
May	20,717	
June	20,715	

### QUALITY

	Quantity	Base Number	Contract	AT	Region	England
% of FP17s for the same patient ID Re-attending within 3 months - Children	40	566	7.1%	10.6%	11.6%	12.0%
% of FP17s for the same patient ID Re-attending within 3 months - Adults	176	1,858	9.5%	14.9%	15.9%	16.0%
% of FP17s for the same patient ID Re-attending between 3 & 9 months - Children	285	566	50.4%	59.9%	60.4%	58.0%
% of FP17s for the same patient ID Re-attending between 3 & 9 months - Adults	831	1,858	44.7%	52.2%	52.3%	50.9%
% of FP17s for Band 1 Urgent Courses	150	1,972	7.6%	10.0%	9.5%	9.1%
% of FP17s Relating to Free Repair or Replacements	17	1,972	0.9%	0.6%	0.7%	0.8%
% of FP17s Relating to Continuations	28	1,972	1.4%	1.1%	1.0%	1.1%
% of Patients satisfied with the dentistry they have received	16	18	88.9%	93.1%	91.9%	91.7%
% of Patients satisfied with the time they had to wait for an appointment	12	18	66.7%	87.9%	88.0%	88.0%

\* This is based on patients treated on this contract for their most recent course of treatment. Figures in italics indicate the base number of FP17s or Patient Questionnaire responses are less than 100. N/A is shown where the base number of responses is less than 10 during the period. % is calculated as Quantity/Base number\*100

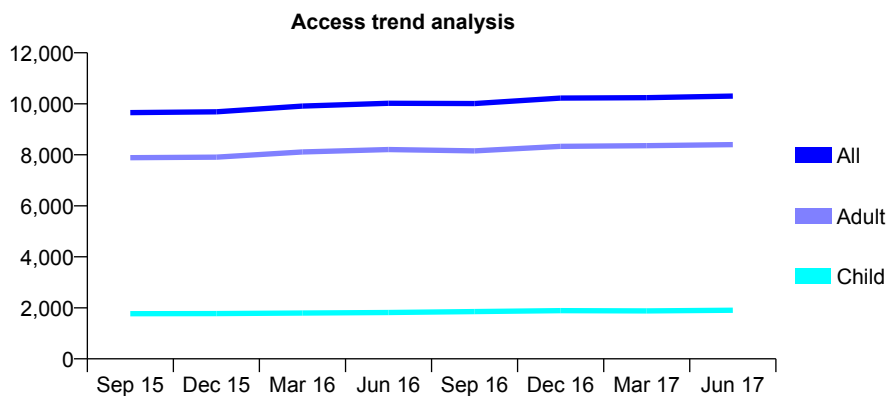
## Q70 - Vital Signs At a Glance Contract Report for 101338/0047 - June 2017

Name or company name	Whitecross Dental Care Limited
Contract type name	GDS Contract
Purpose of contract	General
Contract start date	01/04/2007
Contract end date	

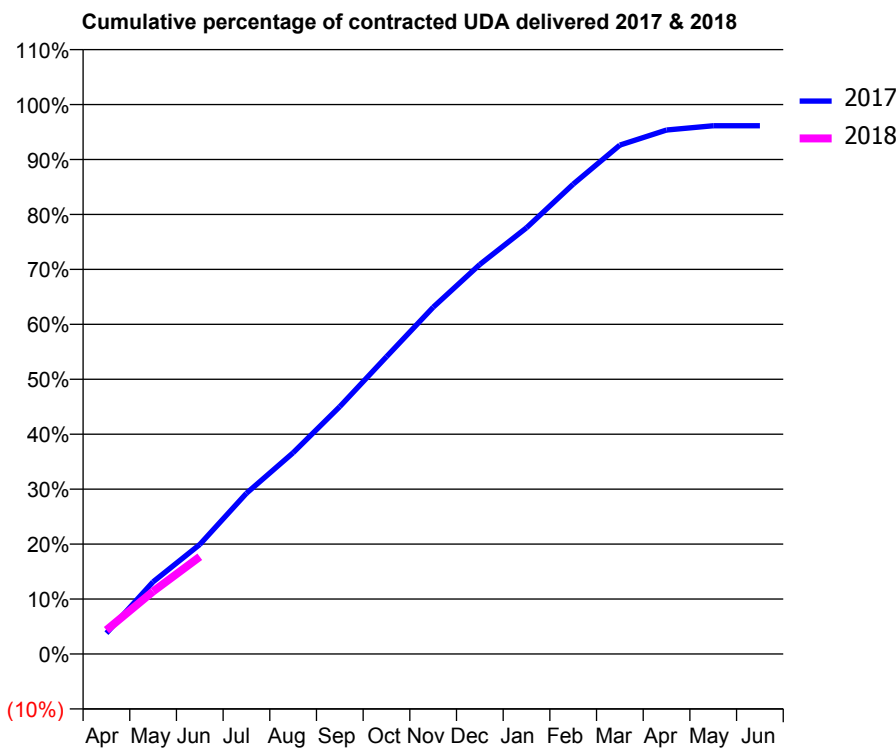
17/18 Contracted general activity (UDA)	34,779
Carry forward general activity (UDA)	0
17/18 Contracted orthodontic activity (UOA)	0
Carry forward orthodontic activity (UOA)	0
Baseline contract value	£1,004,828.80

### ACCESS\*

Patients seen in 24 months	Total	Change since previous quarter
Quarter ending June 2016	10,022	
Quarter ending September 2016	10,008	→
Quarter ending December 2016	10,225	↑
Quarter ending March 2017	10,239	→
Quarter ending June 2017	10,304	→
<b>Variance since June 2016</b>	<b>2.8%</b>	<b>↑</b>



### ACTIVITY



Month	Adjusted Scheduled Activity (UDA)	
	2017	2018
April	1,302	1,515
May	4,498	3,963
June	6,825	6,155
July	10,021	
August	12,546	
September	15,418	
October	18,533	
November	21,617	
December	24,287	
January	26,566	
February	29,289	
March	31,718	
April	32,660	
May	32,926	
June	32,930	

### QUALITY

	Quantity	Base Number	Contract	AT	Region	England
% of FP17s for the same patient ID Re-attending within 3 months - Children	40	602	6.6%	10.6%	11.6%	12.0%
% of FP17s for the same patient ID Re-attending within 3 months - Adults	359	2,551	14.1%	14.9%	15.9%	16.0%
% of FP17s for the same patient ID Re-attending between 3 & 9 months - Children	319	602	53.0%	59.9%	60.4%	58.0%
% of FP17s for the same patient ID Re-attending between 3 & 9 months - Adults	1,297	2,551	50.8%	52.2%	52.3%	50.9%
% of FP17s for Band 1 Urgent Courses	172	2,627	6.5%	10.0%	9.5%	9.1%
% of FP17s Relating to Free Repair or Replacements	29	2,627	1.1%	0.6%	0.7%	0.8%
% of FP17s Relating to Continuations	84	2,627	3.2%	1.1%	1.0%	1.1%
% of Patients satisfied with the dentistry they have received	18	19	94.7%	93.1%	91.9%	91.7%
% of Patients satisfied with the time they had to wait for an appointment	14	19	73.7%	87.9%	88.0%	88.0%

\* This is based on patients treated on this contract for their most recent course of treatment. Figures in italics indicate the base number of FP17s or Patient Questionnaire responses are less than 100. N/A is shown where the base number of responses is less than 10 during the period. % is calculated as Quantity/Base number\*100

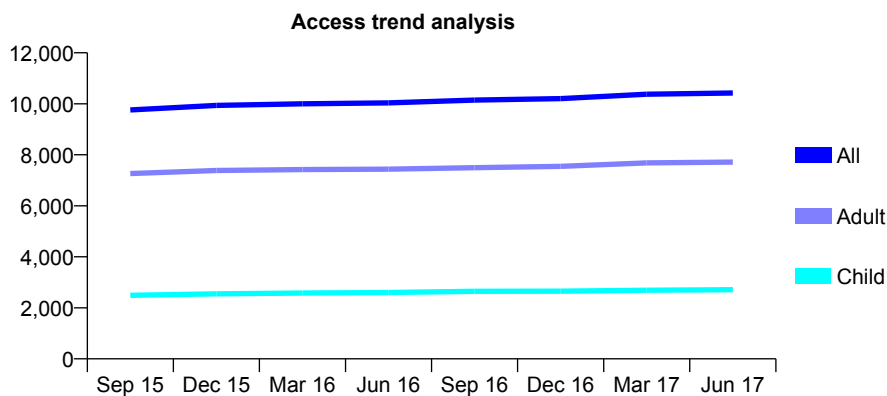
## Q70 - Vital Signs At a Glance Contract Report for 101338/0070 - June 2017

Name or company name	Whitecross Dental Care Limited
Contract type name	GDS Contract
Purpose of contract	General
Contract start date	01/11/2008
Contract end date	

17/18 Contracted general activity (UDA)	29,000
Carry forward general activity (UDA)	0
17/18 Contracted orthodontic activity (UOA)	0
Carry forward orthodontic activity (UOA)	0
Baseline contract value	£687,322.40

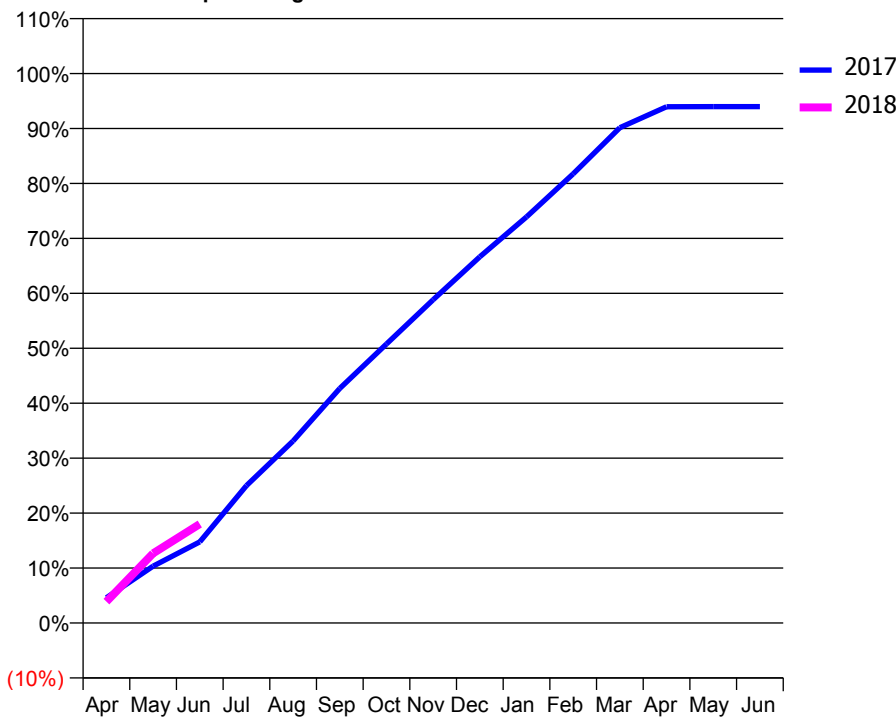
### ACCESS\*

Patients seen in 24 months	Total	Change since previous quarter
Quarter ending June 2016	10,036	
Quarter ending September 2016	10,146	→
Quarter ending December 2016	10,202	→
Quarter ending March 2017	10,376	→
Quarter ending June 2017	10,425	→
<b>Variance since June 2016</b>	<b>3.9%</b>	<b>↑</b>



### ACTIVITY

Cumulative percentage of contracted UDA delivered 2017 & 2018



Adjusted Scheduled Activity (UDA)

Month	2017	2018
April	1,325	1,131
May	2,977	3,675
June	4,245	5,227
July	7,187	
August	9,528	
September	12,273	
October	14,600	
November	16,916	
December	19,164	
January	21,248	
February	23,501	
March	25,918	
April	27,009	
May	27,018	
June	27,018	

### QUALITY

	Quantity	Base Number	Contract	AT	Region	England
% of FP17s for the same patient ID Re-attending within 3 months - Children	45	785	5.7%	10.6%	11.6%	12.0%
% of FP17s for the same patient ID Re-attending within 3 months - Adults	267	2,096	12.7%	14.9%	15.9%	16.0%
% of FP17s for the same patient ID Re-attending between 3 & 9 months - Children	417	785	53.1%	59.9%	60.4%	58.0%
% of FP17s for the same patient ID Re-attending between 3 & 9 months - Adults	1,043	2,096	49.8%	52.2%	52.3%	50.9%
% of FP17s for Band 1 Urgent Courses	168	2,435	6.9%	10.0%	9.5%	9.1%
% of FP17s Relating to Free Repair or Replacements	4	2,435	0.2%	0.6%	0.7%	0.8%
% of FP17s Relating to Continuations	45	2,435	1.8%	1.1%	1.0%	1.1%
% of Patients satisfied with the dentistry they have received	11	12	91.7%	93.1%	91.9%	91.7%
% of Patients satisfied with the time they had to wait for an appointment	11	12	91.7%	87.9%	88.0%	88.0%

\* This is based on patients treated on this contract for their most recent course of treatment. Figures in italics indicate the base number of FP17s or Patient Questionnaire responses are less than 100. N/A is shown where the base number of responses is less than 10 during the period. % is calculated as Quantity/Base number\*100

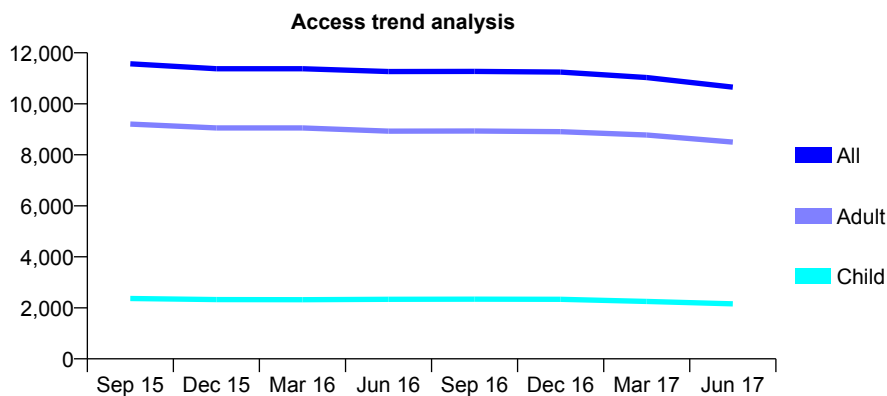
## Q70 - Vital Signs At a Glance Contract Report for 101338/0072 - June 2017

Name or company name	Whitecross Dental Care Limited
Contract type name	GDS Contract
Purpose of contract	General
Contract start date	01/01/2009
Contract end date	

17/18 Contracted general activity (UDA)	40,069
Carry forward general activity (UDA)	0
17/18 Contracted orthodontic activity (UOA)	0
Carry forward orthodontic activity (UOA)	0
Baseline contract value	£1,075,816.18

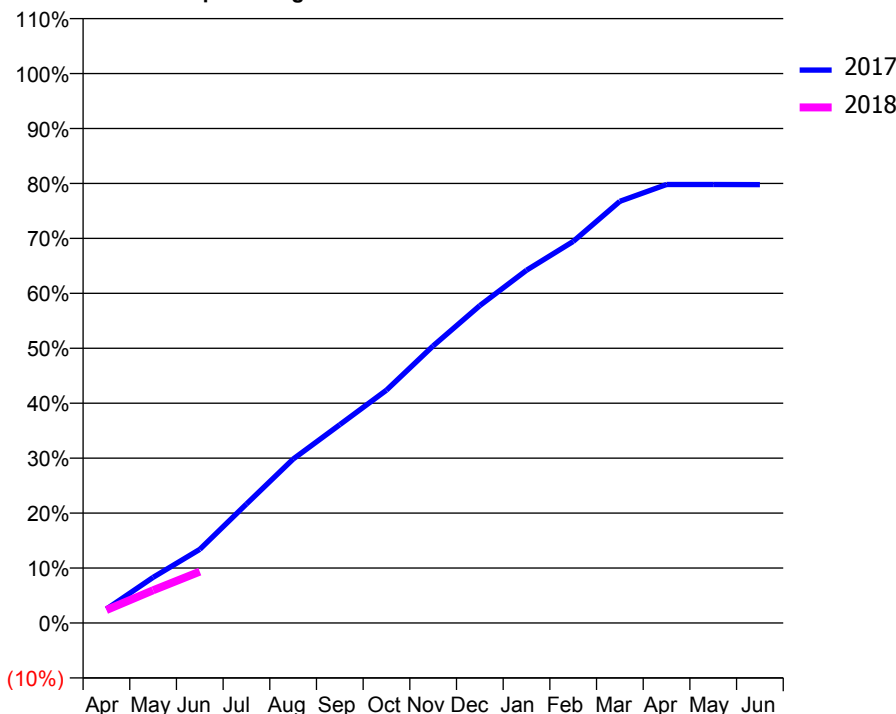
### ACCESS\*

Patients seen in 24 months	Total	Change since previous quarter
Quarter ending June 2016	11,265	
Quarter ending September 2016	11,271	→
Quarter ending December 2016	11,243	→
Quarter ending March 2017	11,030	↓
Quarter ending June 2017	10,653	↓
<b>Variance since June 2016</b>	<b>(5.4%)</b>	<b>↓</b>



### ACTIVITY

Cumulative percentage of contracted UDA delivered 2017 & 2018



Adjusted Scheduled Activity (UDA)

Month	2017	2018
April	1,014	944
May	3,332	2,389
June	5,376	3,751
July	8,675	
August	11,954	
September	14,460	
October	16,978	
November	20,209	
December	23,151	
January	25,727	
February	27,824	
March	30,753	
April	31,977	
May	31,978	
June	31,970	

### QUALITY

	Quantity	Base Number	Contract	AT	Region	England
% of FP17s for the same patient ID Re-attending within 3 months - Children	20	404	5.0%	10.6%	11.6%	12.0%
% of FP17s for the same patient ID Re-attending within 3 months - Adults	165	1,544	10.7%	14.9%	15.9%	16.0%
% of FP17s for the same patient ID Re-attending between 3 & 9 months - Children	214	404	53.0%	59.9%	60.4%	58.0%
% of FP17s for the same patient ID Re-attending between 3 & 9 months - Adults	790	1,544	51.2%	52.2%	52.3%	50.9%
% of FP17s for Band 1 Urgent Courses	163	1,530	10.7%	10.0%	9.5%	9.1%
% of FP17s Relating to Free Repair or Replacements	9	1,530	0.6%	0.6%	0.7%	0.8%
% of FP17s Relating to Continuations	23	1,530	1.5%	1.1%	1.0%	1.1%
% of Patients satisfied with the dentistry they have received	15	15	100.0%	93.1%	91.9%	91.7%
% of Patients satisfied with the time they had to wait for an appointment	14	15	93.3%	87.9%	88.0%	88.0%

\* This is based on patients treated on this contract for their most recent course of treatment. Figures in italics indicate the base number of FP17s or Patient Questionnaire responses are less than 100. N/A is shown where the base number of responses is less than 10 during the period. % is calculated as Quantity/Base number\*100

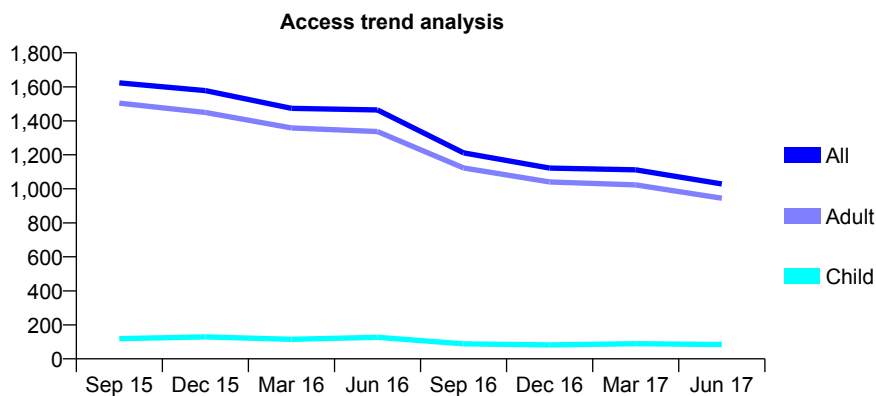
## Q70 - Vital Signs At a Glance Contract Report for 101338/0073 - June 2017

Name or company name	Whitecross Dental Care Limited
Contract type name	GDS Contract
Purpose of contract	General
Contract start date	01/01/2009
Contract end date	

17/18 Contracted general activity (UDA)	6,653
Carry forward general activity (UDA)	0
17/18 Contracted orthodontic activity (UOA)	0
Carry forward orthodontic activity (UOA)	0
Baseline contract value	£181,359.41

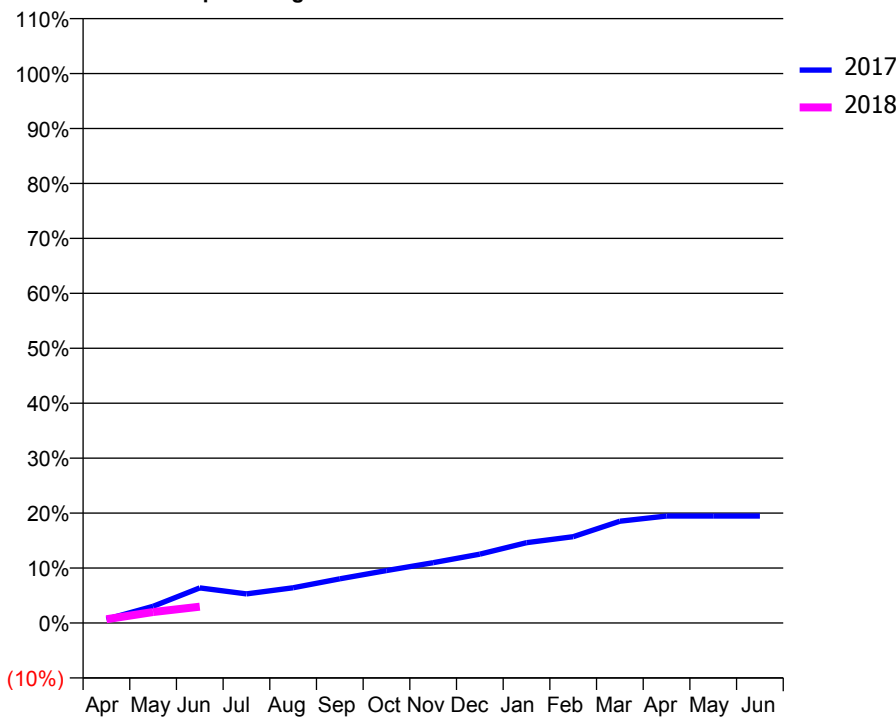
### ACCESS\*

Patients seen in 24 months	Total	Change since previous quarter
Quarter ending June 2016	1,464	
Quarter ending September 2016	1,211	↓
Quarter ending December 2016	1,122	↓
Quarter ending March 2017	1,112	→
Quarter ending June 2017	1,029	↓
<b>Variance since June 2016</b>	<b>(29.7%)</b>	<b>↓</b>



### ACTIVITY

Cumulative percentage of contracted UDA delivered 2017 & 2018



Adjusted Scheduled Activity (UDA)

Month	2017	2018
April	47	47
May	203	134
June	425	198
July	352	
August	427	
September	535	
October	636	
November	731	
December	834	
January	972	
February	1,045	
March	1,233	
April	1,296	
May	1,296	
June	1,296	

### QUALITY

	Quantity	Base Number	Contract	AT	Region	England
% of FP17s for the same patient ID Re-attending within 3 months - Children	3	23	13.0%	10.6%	11.6%	12.0%
% of FP17s for the same patient ID Re-attending within 3 months - Adults	17	193	8.8%	14.9%	15.9%	16.0%
% of FP17s for the same patient ID Re-attending between 3 & 9 months - Children	2	23	8.7%	59.9%	60.4%	58.0%
% of FP17s for the same patient ID Re-attending between 3 & 9 months - Adults	9	193	4.7%	52.2%	52.3%	50.9%
% of FP17s for Band 1 Urgent Courses	159	164	97.0%	10.0%	9.5%	9.1%
% of FP17s Relating to Free Repair or Replacements	0	164	0.0%	0.6%	0.7%	0.8%
% of FP17s Relating to Continuations	0	164	0.0%	1.1%	1.0%	1.1%
% of Patients satisfied with the dentistry they have received	0	1	N/A	93.1%	91.9%	91.7%
% of Patients satisfied with the time they had to wait for an appointment	0	1	N/A	87.9%	88.0%	88.0%

\* This is based on patients treated on this contract for their most recent course of treatment. Figures in italics indicate the base number of FP17s or Patient Questionnaire responses are less than 100. N/A is shown where the base number of responses is less than 10 during the period. % is calculated as Quantity/Base number\*100



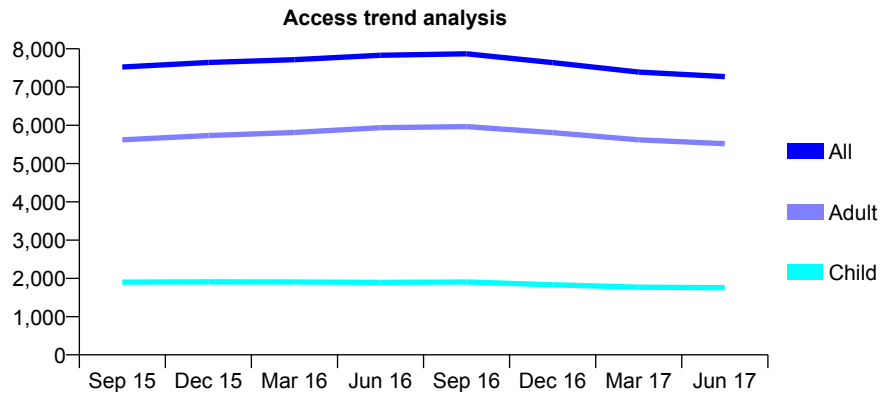
## Q70 - Vital Signs At a Glance Contract Report for 101338/0076 - June 2017

Name or company name	Whitecross Dental Care Limited
Contract type name	GDS Contract
Purpose of contract	General
Contract start date	01/02/2009
Contract end date	

17/18 Contracted general activity (UDA)	23,464
Carry forward general activity (UDA)	0
17/18 Contracted orthodontic activity (UOA)	0
Carry forward orthodontic activity (UOA)	0
Baseline contract value	£540,355.48

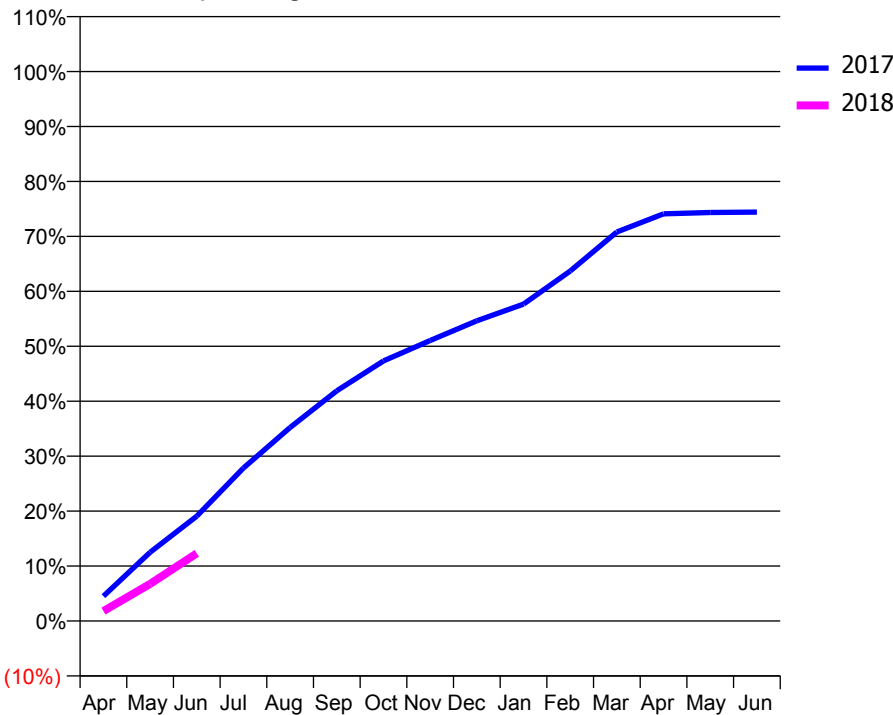
### ACCESS\*

Patients seen in 24 months	Total	Change since previous quarter
Quarter ending June 2016	7,831	
Quarter ending September 2016	7,869	→
Quarter ending December 2016	7,639	↓
Quarter ending March 2017	7,391	↓
Quarter ending June 2017	7,274	↓
<b>Variance since June 2016</b>	<b>(7.1%)</b>	<b>↓</b>



### ACTIVITY

Cumulative percentage of contracted UDA delivered 2017 & 2018



Month	Adjusted Scheduled Activity (UDA)	
	2017	2018
April	1,061	424
May	2,926	1,587
June	4,465	2,890
July	6,518	
August	8,243	
September	9,803	
October	11,077	
November	11,946	
December	12,786	
January	13,496	
February	14,902	
March	16,566	
April	17,340	
May	17,396	
June	17,416	

### QUALITY

	Quantity	Base Number	Contract	AT	Region	England
% of FP17s for the same patient ID Re-attending within 3 months - Children	20	510	3.9%	10.6%	11.6%	12.0%
% of FP17s for the same patient ID Re-attending within 3 months - Adults	161	1,381	11.7%	14.9%	15.9%	16.0%
% of FP17s for the same patient ID Re-attending between 3 & 9 months - Children	237	510	46.5%	59.9%	60.4%	58.0%
% of FP17s for the same patient ID Re-attending between 3 & 9 months - Adults	648	1,381	46.9%	52.2%	52.3%	50.9%
% of FP17s for Band 1 Urgent Courses	109	1,559	7.0%	10.0%	9.5%	9.1%
% of FP17s Relating to Free Repair or Replacements	3	1,559	0.2%	0.6%	0.7%	0.8%
% of FP17s Relating to Continuations	22	1,559	1.4%	1.1%	1.0%	1.1%
% of Patients satisfied with the dentistry they have received	13	14	92.9%	93.1%	91.9%	91.7%
% of Patients satisfied with the time they had to wait for an appointment	12	14	85.7%	87.9%	88.0%	88.0%

\* This is based on patients treated on this contract for their most recent course of treatment. Figures in italics indicate the base number of FP17s or Patient Questionnaire responses are less than 100. N/A is shown where the base number of responses is less than 10 during the period. % is calculated as Quantity/Base number\*100

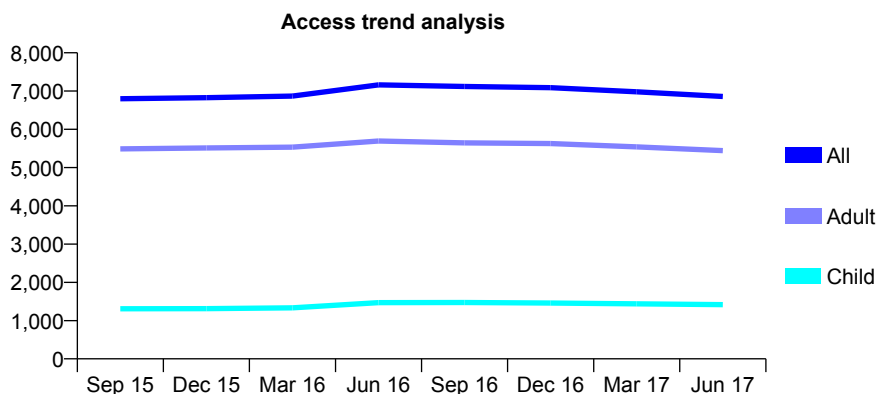
## Q70 - Vital Signs At a Glance Contract Report for 101338/0094 - June 2017

Name or company name	Whitecross Dental Care Limited
Contract type name	GDS Contract
Purpose of contract	General
Contract start date	14/09/2009
Contract end date	

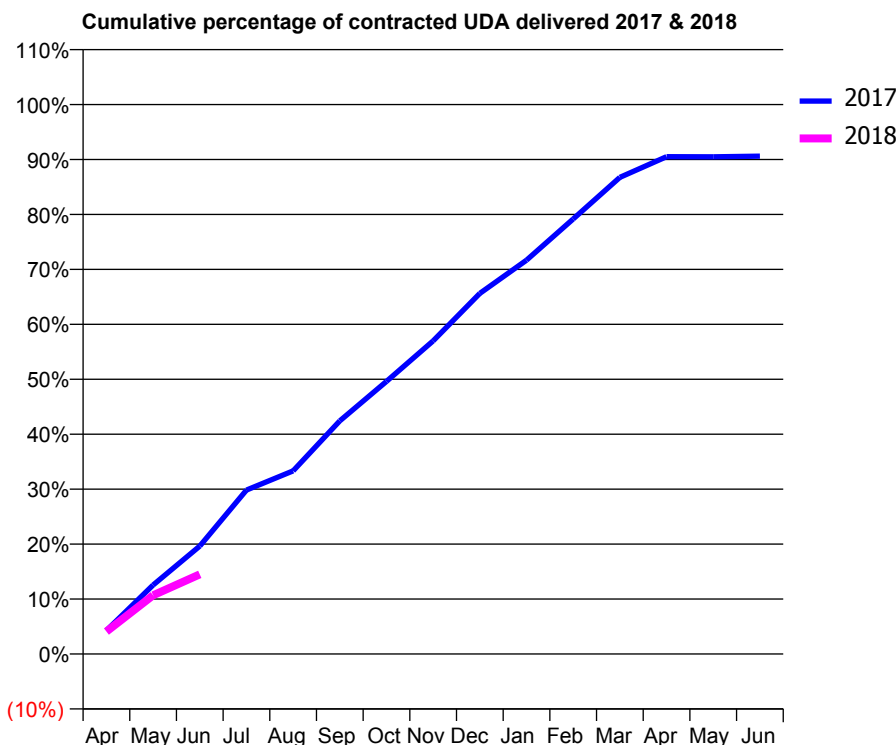
17/18 Contracted general activity (UDA)	20,000
Carry forward general activity (UDA)	0
17/18 Contracted orthodontic activity (UOA)	0
Carry forward orthodontic activity (UOA)	0
Baseline contract value	£546,970.10

### ACCESS\*

Patients seen in 24 months	Total	Change since previous quarter
Quarter ending June 2016	7,163	
Quarter ending September 2016	7,121	→
Quarter ending December 2016	7,087	→
Quarter ending March 2017	6,981	↓
Quarter ending June 2017	6,860	↓
<b>Variance since June 2016</b>	<b>(4.2%)</b>	<b>↓</b>



### ACTIVITY



Month	Adjusted Scheduled Activity (UDA)	
	2017	2018
April	855	816
May	2,512	2,138
June	3,929	2,902
July	5,966	
August	6,666	
September	8,484	
October	9,921	
November	11,400	
December	13,126	
January	14,332	
February	15,836	
March	17,347	
April	18,099	
May	18,096	
June	18,122	

### QUALITY

	Quantity	Base Number	Contract	AT	Region	England
% of FP17s for the same patient ID Re-attending within 3 months - Children	9	295	3.1%	10.6%	11.6%	12.0%
% of FP17s for the same patient ID Re-attending within 3 months - Adults	111	1,147	9.7%	14.9%	15.9%	16.0%
% of FP17s for the same patient ID Re-attending between 3 & 9 months - Children	93	295	31.5%	59.9%	60.4%	58.0%
% of FP17s for the same patient ID Re-attending between 3 & 9 months - Adults	370	1,147	32.3%	52.2%	52.3%	50.9%
% of FP17s for Band 1 Urgent Courses	64	1,173	5.5%	10.0%	9.5%	9.1%
% of FP17s Relating to Free Repair or Replacements	3	1,173	0.3%	0.6%	0.7%	0.8%
% of FP17s Relating to Continuations	17	1,173	1.4%	1.1%	1.0%	1.1%
% of Patients satisfied with the dentistry they have received	11	12	91.7%	93.1%	91.9%	91.7%
% of Patients satisfied with the time they had to wait for an appointment	9	12	75.0%	87.9%	88.0%	88.0%

\* This is based on patients treated on this contract for their most recent course of treatment. Figures in italics indicate the base number of FP17s or Patient Questionnaire responses are less than 100. N/A is shown where the base number of responses is less than 10 during the period. % is calculated as Quantity/Base number\*100

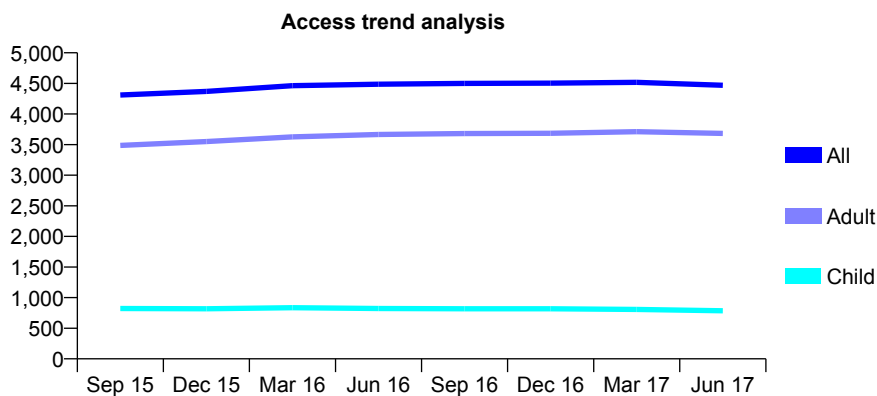
## Q70 - Vital Signs At a Glance Contract Report for 101338/0095 - June 2017

Name or company name	Whitecross Dental Care Limited
Contract type name	GDS Contract
Purpose of contract	General
Contract start date	02/09/2009
Contract end date	

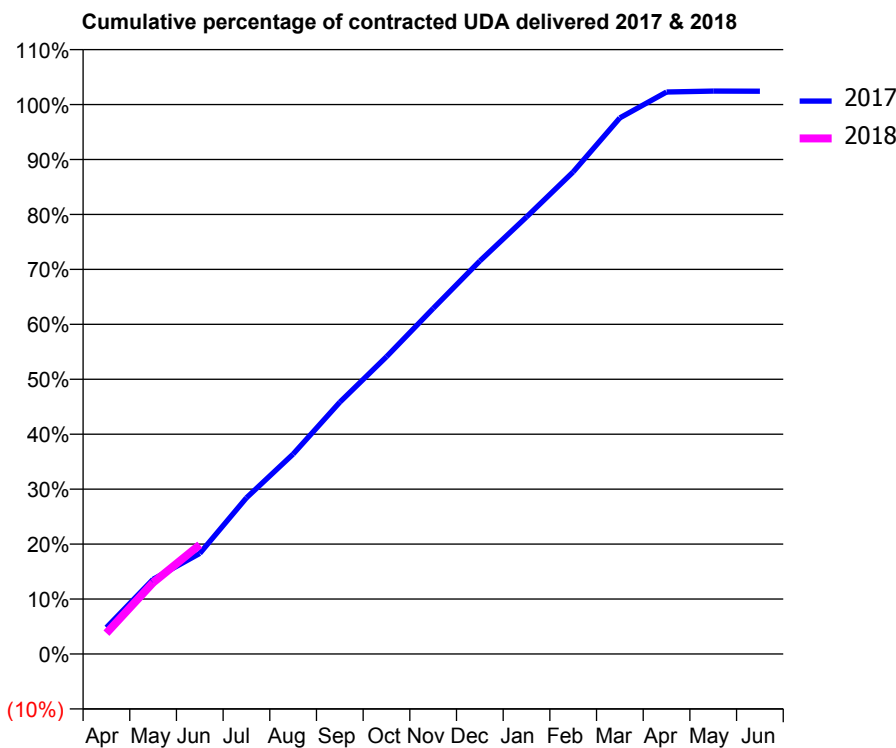
17/18 Contracted general activity (UDA)	12,000
Carry forward general activity (UDA)	0
17/18 Contracted orthodontic activity (UOA)	0
Carry forward orthodontic activity (UOA)	0
Baseline contract value	£328,182.07

### ACCESS\*

Patients seen in 24 months	Total	Change since previous quarter
Quarter ending June 2016	4,488	
Quarter ending September 2016	4,500	→
Quarter ending December 2016	4,504	→
Quarter ending March 2017	4,518	→
Quarter ending June 2017	4,470	↓
<b>Variance since June 2016</b>	<b>(0.4%)</b>	→



### ACTIVITY



Month	Adjusted Scheduled Activity (UDA)	
	2017	2018
April	579	455
May	1,633	1,561
June	2,197	2,385
July	3,412	
August	4,367	
September	5,499	
October	6,493	
November	7,546	
December	8,582	
January	9,545	
February	10,528	
March	11,706	
April	12,273	
May	12,294	
June	12,292	

### QUALITY

	Quantity	Base Number	Contract	AT	Region	England
% of FP17s for the same patient ID Re-attending within 3 months - Children	13	246	5.3%	10.6%	11.6%	12.0%
% of FP17s for the same patient ID Re-attending within 3 months - Adults	86	1,042	8.3%	14.9%	15.9%	16.0%
% of FP17s for the same patient ID Re-attending between 3 & 9 months - Children	139	246	56.5%	59.9%	60.4%	58.0%
% of FP17s for the same patient ID Re-attending between 3 & 9 months - Adults	244	1,042	23.4%	52.2%	52.3%	50.9%
% of FP17s for Band 1 Urgent Courses	65	1,072	6.1%	10.0%	9.5%	9.1%
% of FP17s Relating to Free Repair or Replacements	2	1,072	0.2%	0.6%	0.7%	0.8%
% of FP17s Relating to Continuations	9	1,072	0.8%	1.1%	1.0%	1.1%
% of Patients satisfied with the dentistry they have received	10	10	100.0%	93.1%	91.9%	91.7%
% of Patients satisfied with the time they had to wait for an appointment	7	10	70.0%	87.9%	88.0%	88.0%

\* This is based on patients treated on this contract for their most recent course of treatment. Figures in italics indicate the base number of FP17s or Patient Questionnaire responses are less than 100. N/A is shown where the base number of responses is less than 10 during the period. % is calculated as Quantity/Base number\*100

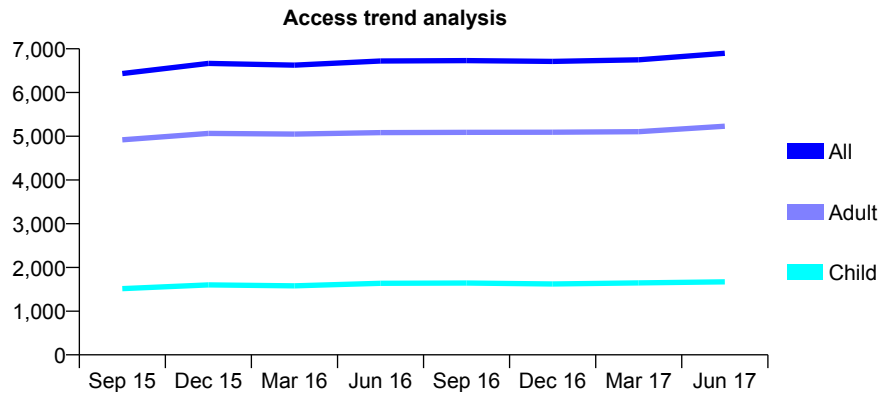
## Q70 - Vital Signs At a Glance Contract Report for 101338/0096 - June 2017

Name or company name	Whitecross Dental Care Limited
Contract type name	GDS Contract
Purpose of contract	General
Contract start date	01/09/2009
Contract end date	

17/18 Contracted general activity (UDA)	25,081
Carry forward general activity (UDA)	0
17/18 Contracted orthodontic activity (UOA)	0
Carry forward orthodontic activity (UOA)	0
Baseline contract value	£666,709.74

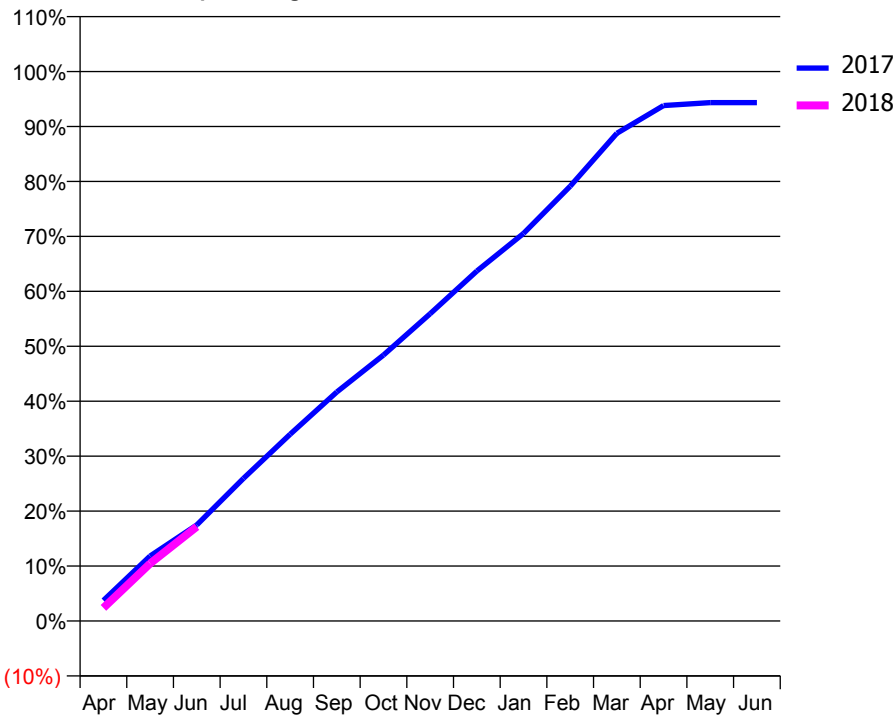
### ACCESS\*

Patients seen in 24 months	Total	Change since previous quarter
Quarter ending June 2016	6,720	
Quarter ending September 2016	6,731	→
Quarter ending December 2016	6,712	→
Quarter ending March 2017	6,749	→
Quarter ending June 2017	6,898	↑
<b>Variance since June 2016</b>	<b>2.6%</b>	<b>↑</b>



### ACTIVITY

Cumulative percentage of contracted UDA delivered 2017 & 2018



Month	Adjusted Scheduled Activity (UDA)	
	2017	2018
April	882	597
May	2,790	2,625
June	4,123	4,305
July	6,119	
August	8,015	
September	9,830	
October	11,416	
November	13,188	
December	15,023	
January	16,632	
February	18,658	
March	20,930	
April	22,123	
May	22,247	
June	22,246	

### QUALITY

	Quantity	Base Number	Contract	AT	Region	England
% of FP17s for the same patient ID Re-attending within 3 months - Children	45	557	8.1%	10.6%	11.6%	12.0%
% of FP17s for the same patient ID Re-attending within 3 months - Adults	192	1,679	11.4%	14.9%	15.9%	16.0%
% of FP17s for the same patient ID Re-attending between 3 & 9 months - Children	285	557	51.2%	59.9%	60.4%	58.0%
% of FP17s for the same patient ID Re-attending between 3 & 9 months - Adults	902	1,679	53.7%	52.2%	52.3%	50.9%
% of FP17s for Band 1 Urgent Courses	240	1,814	13.2%	10.0%	9.5%	9.1%
% of FP17s Relating to Free Repair or Replacements	12	1,814	0.7%	0.6%	0.7%	0.8%
% of FP17s Relating to Continuations	27	1,814	1.5%	1.1%	1.0%	1.1%
% of Patients satisfied with the dentistry they have received	12	13	92.3%	93.1%	91.9%	91.7%
% of Patients satisfied with the time they had to wait for an appointment	11	13	84.6%	87.9%	88.0%	88.0%

\* This is based on patients treated on this contract for their most recent course of treatment. Figures in italics indicate the base number of FP17s or Patient Questionnaire responses are less than 100. N/A is shown where the base number of responses is less than 10 during the period. % is calculated as Quantity/Base number\*100

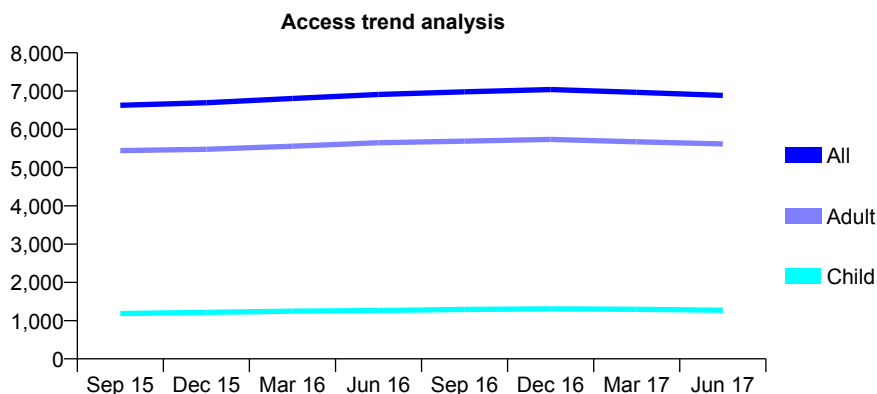
## Q70 - Vital Signs At a Glance Contract Report for 101338/0129 - June 2017

Name or company name	Whitecross Dental Care Limited
Contract type name	GDS Contract
Purpose of contract	General
Contract start date	25/10/2010
Contract end date	

17/18 Contracted general activity (UDA)	21,000
Carry forward general activity (UDA)	0
17/18 Contracted orthodontic activity (UOA)	0
Carry forward orthodontic activity (UOA)	0
Baseline contract value	£489,954.85

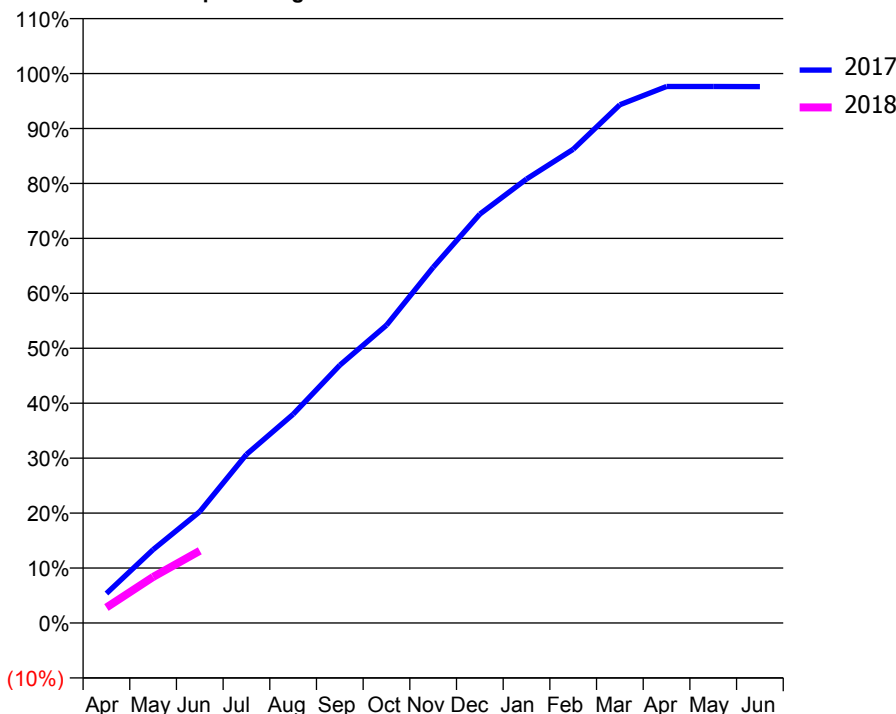
### ACCESS\*

Patients seen in 24 months	Total	Change since previous quarter
Quarter ending June 2016	6,912	
Quarter ending September 2016	6,981	→
Quarter ending December 2016	7,041	→
Quarter ending March 2017	6,968	↓
Quarter ending June 2017	6,888	↓
<b>Variance since June 2016</b>	<b>(0.3%)</b>	<b>→</b>



### ACTIVITY

Cumulative percentage of contracted UDA delivered 2017 & 2018



Adjusted Scheduled Activity (UDA)

Month	2017	2018
April	1,129	593
May	2,803	1,763
June	4,260	2,758
July	6,442	
August	7,979	
September	9,851	
October	11,382	
November	13,594	
December	15,627	
January	16,966	
February	18,105	
March	19,804	
April	20,503	
May	20,504	
June	20,497	

### QUALITY

	Quantity	Base Number	Contract	AT	Region	England
% of FP17s for the same patient ID Re-attending within 3 months - Children	17	308	5.5%	10.6%	11.6%	12.0%
% of FP17s for the same patient ID Re-attending within 3 months - Adults	172	1,316	13.1%	14.9%	15.9%	16.0%
% of FP17s for the same patient ID Re-attending between 3 & 9 months - Children	192	308	62.3%	59.9%	60.4%	58.0%
% of FP17s for the same patient ID Re-attending between 3 & 9 months - Adults	716	1,316	54.4%	52.2%	52.3%	50.9%
% of FP17s for Band 1 Urgent Courses	107	1,291	8.3%	10.0%	9.5%	9.1%
% of FP17s Relating to Free Repair or Replacements	14	1,291	1.1%	0.6%	0.7%	0.8%
% of FP17s Relating to Continuations	17	1,291	1.3%	1.1%	1.0%	1.1%
% of Patients satisfied with the dentistry they have received	9	9	N/A	93.1%	91.9%	91.7%
% of Patients satisfied with the time they had to wait for an appointment	9	9	N/A	87.9%	88.0%	88.0%

\* This is based on patients treated on this contract for their most recent course of treatment. Figures in italics indicate the base number of FP17s or Patient Questionnaire responses are less than 100. N/A is shown where the base number of responses is less than 10 during the period. % is calculated as Quantity/Base number\*100

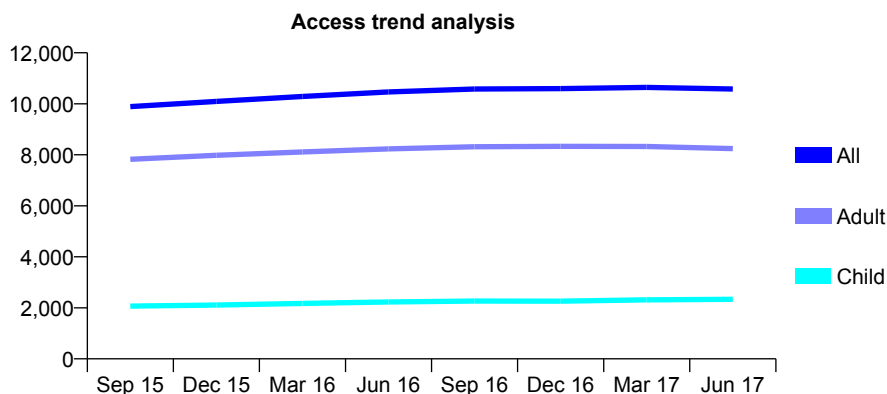
## Q70 - Vital Signs At a Glance Contract Report for 101338/0132 - June 2017

Name or company name	Whitecross Dental Care Limited
Contract type name	GDS Contract
Purpose of contract	General
Contract start date	01/09/2011
Contract end date	

17/18 Contracted general activity (UDA)	27,993
Carry forward general activity (UDA)	0
17/18 Contracted orthodontic activity (UOA)	0
Carry forward orthodontic activity (UOA)	0
Baseline contract value	£744,378.52

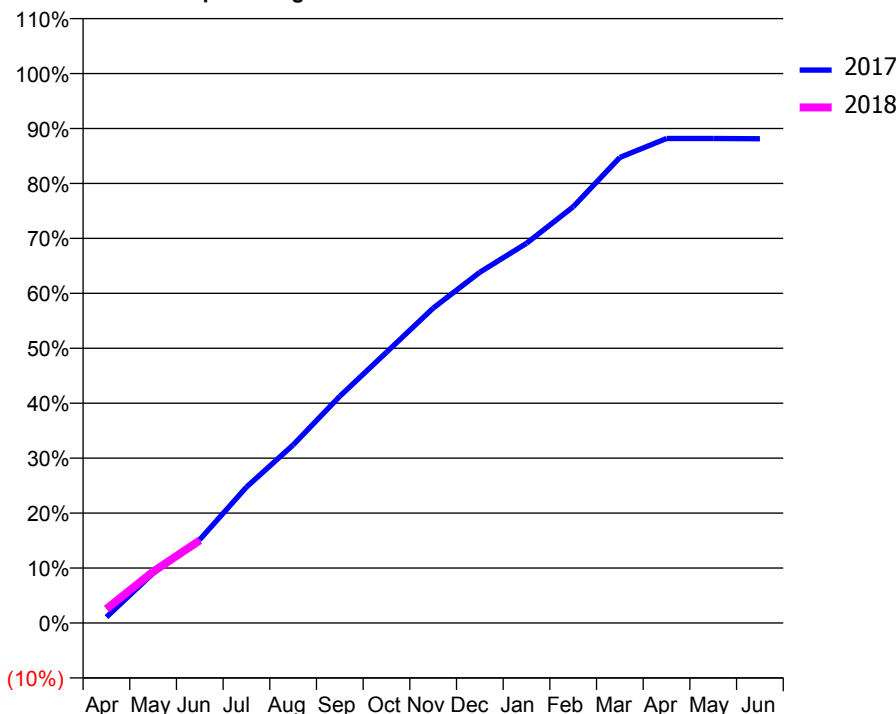
### ACCESS\*

Patients seen in 24 months	Total	Change since previous quarter
Quarter ending June 2016	10,464	
Quarter ending September 2016	10,582	→
Quarter ending December 2016	10,596	→
Quarter ending March 2017	10,641	→
Quarter ending June 2017	10,582	→
<b>Variance since June 2016</b>	<b>1.1%</b>	<b>→</b>



### ACTIVITY

Cumulative percentage of contracted UDA delivered 2017 & 2018



Adjusted Scheduled Activity (UDA)

Month	2017	2018
April	302	716
May	2,536	2,617
June	4,246	4,211
July	6,926	
August	9,075	
September	11,549	
October	13,794	
November	16,040	
December	17,871	
January	19,343	
February	21,202	
March	23,721	
April	24,686	
May	24,681	
June	24,669	

### QUALITY

	Quantity	Base Number	Contract	AT	Region	England
% of FP17s for the same patient ID Re-attending within 3 months - Children	32	685	4.7%	10.6%	11.6%	12.0%
% of FP17s for the same patient ID Re-attending within 3 months - Adults	189	2,104	9.0%	14.9%	15.9%	16.0%
% of FP17s for the same patient ID Re-attending between 3 & 9 months - Children	406	685	59.3%	59.9%	60.4%	58.0%
% of FP17s for the same patient ID Re-attending between 3 & 9 months - Adults	867	2,104	41.2%	52.2%	52.3%	50.9%
% of FP17s for Band 1 Urgent Courses	193	2,314	8.3%	10.0%	9.5%	9.1%
% of FP17s Relating to Free Repair or Replacements	9	2,314	0.4%	0.6%	0.7%	0.8%
% of FP17s Relating to Continuations	18	2,314	0.8%	1.1%	1.0%	1.1%
% of Patients satisfied with the dentistry they have received	18	21	85.7%	93.1%	91.9%	91.7%
% of Patients satisfied with the time they had to wait for an appointment	17	21	81.0%	87.9%	88.0%	88.0%

\* This is based on patients treated on this contract for their most recent course of treatment. Figures in italics indicate the base number of FP17s or Patient Questionnaire responses are less than 100. N/A is shown where the base number of responses is less than 10 during the period. % is calculated as Quantity/Base number\*100

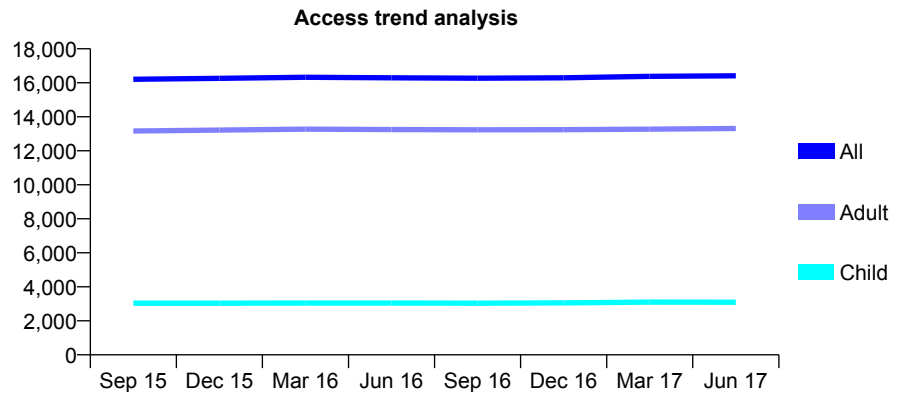
## Q70 - Vital Signs At a Glance Contract Report for 101338/0133 - June 2017

Name or company name	Whitecross Dental Care Limited
Contract type name	GDS Contract
Purpose of contract	General
Contract start date	01/09/2011
Contract end date	

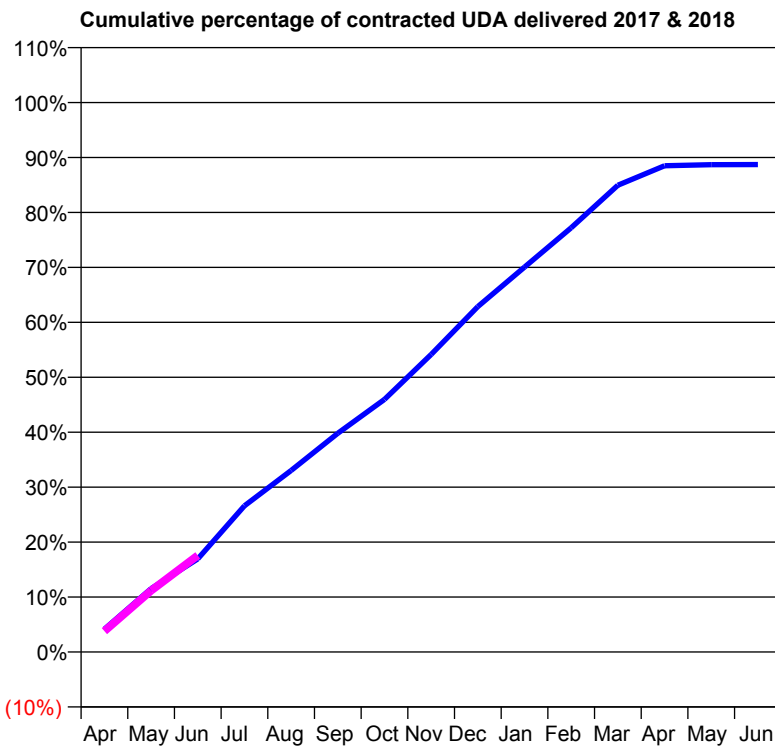
17/18 Contracted general activity (UDA)	42,224
Carry forward general activity (UDA)	0
17/18 Contracted orthodontic activity (UOA)	0
Carry forward orthodontic activity (UOA)	0
Baseline contract value	£1,229,727.12

### ACCESS\*

Patients seen in 24 months	Total	Change since previous quarter
Quarter ending June 2016	16,295	
Quarter ending September 2016	16,273	→
Quarter ending December 2016	16,298	→
Quarter ending March 2017	16,377	→
Quarter ending June 2017	16,410	→
<b>Variance since June 2016</b>	<b>0.7%</b>	<b>→</b>



### ACTIVITY



Month	Adjusted Scheduled Activity (UDA)	
	2017	2018
April	1,735	1,607
May	4,804	4,716
June	7,052	7,425
July	11,072	
August	13,740	
September	16,557	
October	19,128	
November	22,525	
December	26,156	
January	29,142	
February	32,122	
March	35,335	
April	36,815	
May	36,889	
June	36,899	

### QUALITY

	Quantity	Base Number	Contract	AT	Region	England
% of FP17s for the same patient ID Re-attending within 3 months - Children	55	1,068	5.1%	10.6%	11.6%	12.0%
% of FP17s for the same patient ID Re-attending within 3 months - Adults	479	4,231	11.3%	14.9%	15.9%	16.0%
% of FP17s for the same patient ID Re-attending between 3 & 9 months - Children	679	1,068	63.6%	59.9%	60.4%	58.0%
% of FP17s for the same patient ID Re-attending between 3 & 9 months - Adults	1,968	4,231	46.5%	52.2%	52.3%	50.9%
% of FP17s for Band 1 Urgent Courses	281	4,145	6.8%	10.0%	9.5%	9.1%
% of FP17s Relating to Free Repair or Replacements	15	4,145	0.4%	0.6%	0.7%	0.8%
% of FP17s Relating to Continuations	55	4,145	1.3%	1.1%	1.0%	1.1%
% of Patients satisfied with the dentistry they have received	23	23	100.0%	93.1%	91.9%	91.7%
% of Patients satisfied with the time they had to wait for an appointment	22	23	95.7%	87.9%	88.0%	88.0%

\* This is based on patients treated on this contract for their most recent course of treatment. Figures in italics indicate the base number of FP17s or Patient Questionnaire responses are less than 100. N/A is shown where the base number of responses is less than 10 during the period. % is calculated as Quantity/Base number\*100

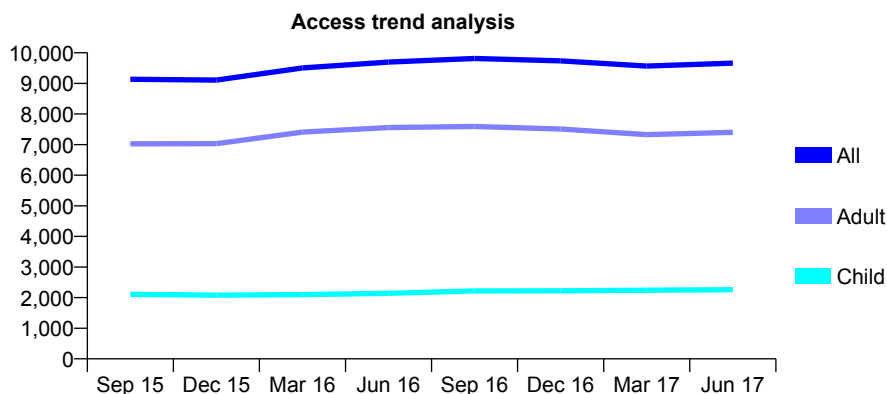
## Q70 - Vital Signs At a Glance Contract Report for 101362/0039 - June 2017

Name or company name	Rodericks Dental Limited
Contract type name	GDS Contract
Purpose of contract	General
Contract start date	03/10/2011
Contract end date	

17/18 Contracted general activity (UDA)	26,613
Carry forward general activity (UDA)	0
17/18 Contracted orthodontic activity (UOA)	0
Carry forward orthodontic activity (UOA)	0
Baseline contract value	£726,906.32

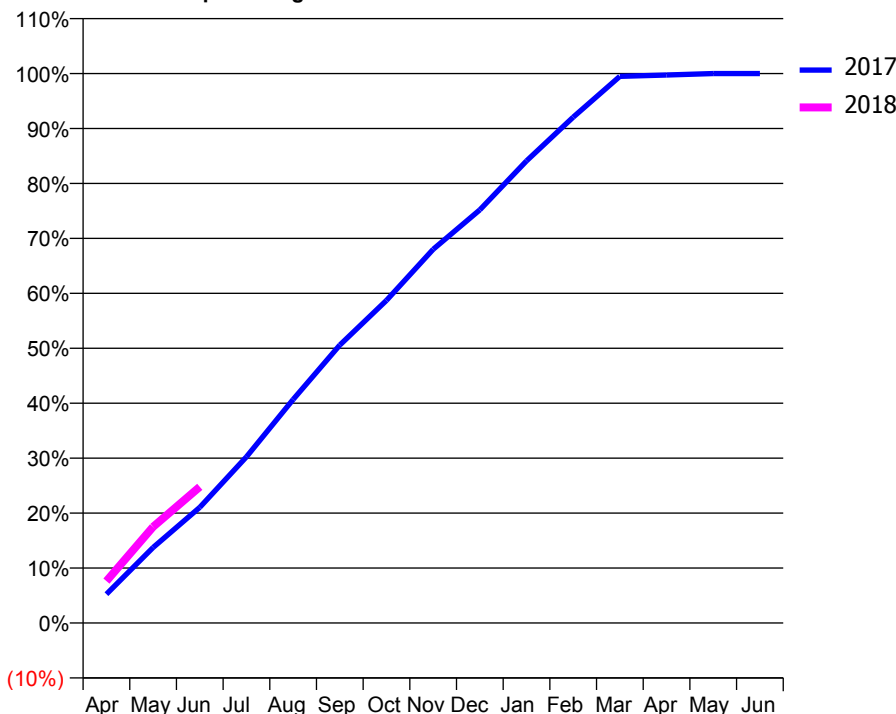
### ACCESS\*

Patients seen in 24 months	Total	Change since previous quarter
Quarter ending June 2016	9,699	
Quarter ending September 2016	9,815	→
Quarter ending December 2016	9,735	→
Quarter ending March 2017	9,567	↓
Quarter ending June 2017	9,661	→
<b>Variance since June 2016</b>	<b>(0.4%)</b>	→



### ACTIVITY

Cumulative percentage of contracted UDA delivered 2017 & 2018



Month	Adjusted Scheduled Activity (UDA)	
	2017	2018
April	1,401	2,033
May	3,657	4,658
June	5,602	6,599
July	8,052	
August	10,824	
September	13,461	
October	15,627	
November	18,101	
December	20,013	
January	22,379	
February	24,500	
March	26,478	
April	26,543	
May	26,614	
June	26,614	

### QUALITY

	Quantity	Base Number	Contract	AT	Region	England
% of FP17s for the same patient ID Re-attending within 3 months - Children	98	838	11.7%	10.6%	11.6%	12.0%
% of FP17s for the same patient ID Re-attending within 3 months - Adults	355	2,209	16.1%	14.9%	15.9%	16.0%
% of FP17s for the same patient ID Re-attending between 3 & 9 months - Children	455	838	54.3%	59.9%	60.4%	58.0%
% of FP17s for the same patient ID Re-attending between 3 & 9 months - Adults	846	2,209	38.3%	52.2%	52.3%	50.9%
% of FP17s for Band 1 Urgent Courses	856	2,997	28.6%	10.0%	9.5%	9.1%
% of FP17s Relating to Free Repair or Replacements	43	2,997	1.4%	0.6%	0.7%	0.8%
% of FP17s Relating to Continuations	8	2,997	0.3%	1.1%	1.0%	1.1%
% of Patients satisfied with the dentistry they have received	11	12	91.7%	93.1%	91.9%	91.7%
% of Patients satisfied with the time they had to wait for an appointment	11	12	91.7%	87.9%	88.0%	88.0%

\* This is based on patients treated on this contract for their most recent course of treatment. Figures in italics indicate the base number of FP17s or Patient Questionnaire responses are less than 100. N/A is shown where the base number of responses is less than 10 during the period. % is calculated as Quantity/Base number\*100



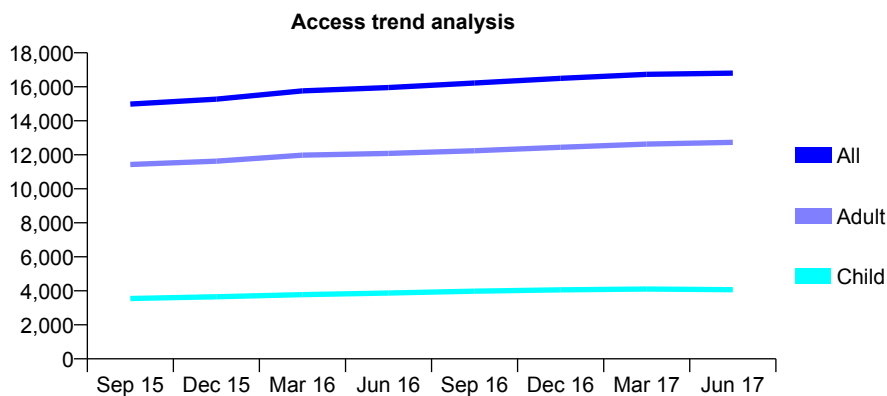
## Q70 - Vital Signs At a Glance Contract Report for 101362/0043 - June 2017

Name or company name	Rodericks Dental Limited
Contract type name	GDS Contract
Purpose of contract	General
Contract start date	11/02/2012
Contract end date	

17/18 Contracted general activity (UDA)	52,655
Carry forward general activity (UDA)	0
17/18 Contracted orthodontic activity (UOA)	0
Carry forward orthodontic activity (UOA)	0
Baseline contract value	£1,364,262.02

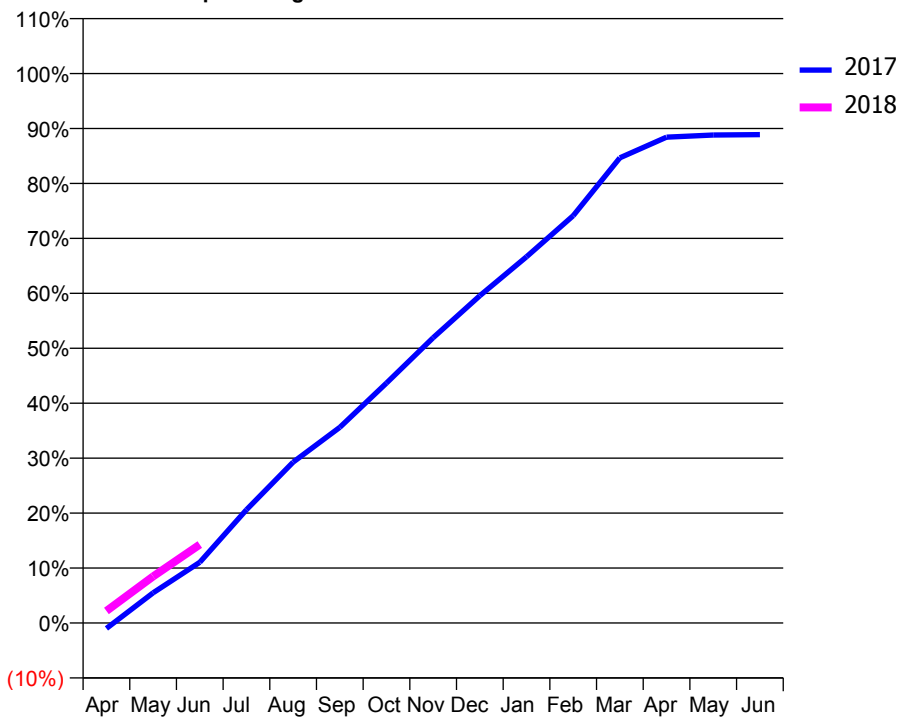
### ACCESS\*

Patients seen in 24 months	Total	Change since previous quarter
Quarter ending June 2016	15,954	
Quarter ending September 2016	16,222	→
Quarter ending December 2016	16,497	→
Quarter ending March 2017	16,737	→
Quarter ending June 2017	16,805	→
<b>Variance since June 2016</b>	<b>5.3%</b>	<b>↑</b>



### ACTIVITY

Cumulative percentage of contracted UDA delivered 2017 & 2018



Month	Adjusted Scheduled Activity (UDA)	
	2017	2018
April	-535	1,162
May	2,894	4,465
June	5,824	7,521
July	10,857	
August	15,421	
September	18,747	
October	22,991	
November	27,339	
December	31,364	
January	35,089	
February	39,035	
March	44,572	
April	46,550	
May	46,759	
June	46,792	

### QUALITY

	Quantity	Base Number	Contract	AT	Region	England
% of FP17s for the same patient ID Re-attending within 3 months - Children	85	1,207	7.0%	10.6%	11.6%	12.0%
% of FP17s for the same patient ID Re-attending within 3 months - Adults	482	3,383	14.2%	14.9%	15.9%	16.0%
% of FP17s for the same patient ID Re-attending between 3 & 9 months - Children	726	1,207	60.1%	59.9%	60.4%	58.0%
% of FP17s for the same patient ID Re-attending between 3 & 9 months - Adults	1,769	3,383	52.3%	52.2%	52.3%	50.9%
% of FP17s for Band 1 Urgent Courses	360	3,610	10.0%	10.0%	9.5%	9.1%
% of FP17s Relating to Free Repair or Replacements	29	3,610	0.8%	0.6%	0.7%	0.8%
% of FP17s Relating to Continuations	5	3,610	0.1%	1.1%	1.0%	1.1%
% of Patients satisfied with the dentistry they have received	18	18	100.0%	93.1%	91.9%	91.7%
% of Patients satisfied with the time they had to wait for an appointment	16	18	88.9%	87.9%	88.0%	88.0%

\* This is based on patients treated on this contract for their most recent course of treatment. Figures in italics indicate the base number of FP17s or Patient Questionnaire responses are less than 100. N/A is shown where the base number of responses is less than 10 during the period. % is calculated as Quantity/Base number\*100

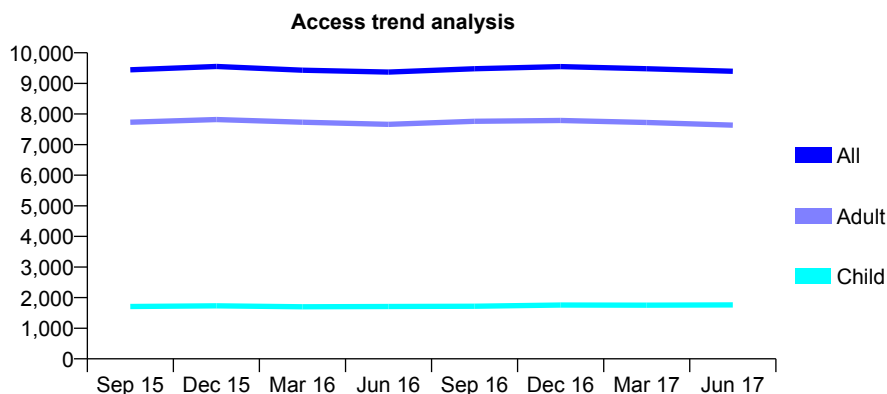
## Q70 - Vital Signs At a Glance Contract Report for 101435/0008 - June 2017

Name or company name	IDH Limited
Contract type name	GDS Contract
Purpose of contract	General
Contract start date	01/04/2006
Contract end date	

17/18 Contracted general activity (UDA)	31,000
Carry forward general activity (UDA)	0
17/18 Contracted orthodontic activity (UOA)	0
Carry forward orthodontic activity (UOA)	0
Baseline contract value	£742,164.02

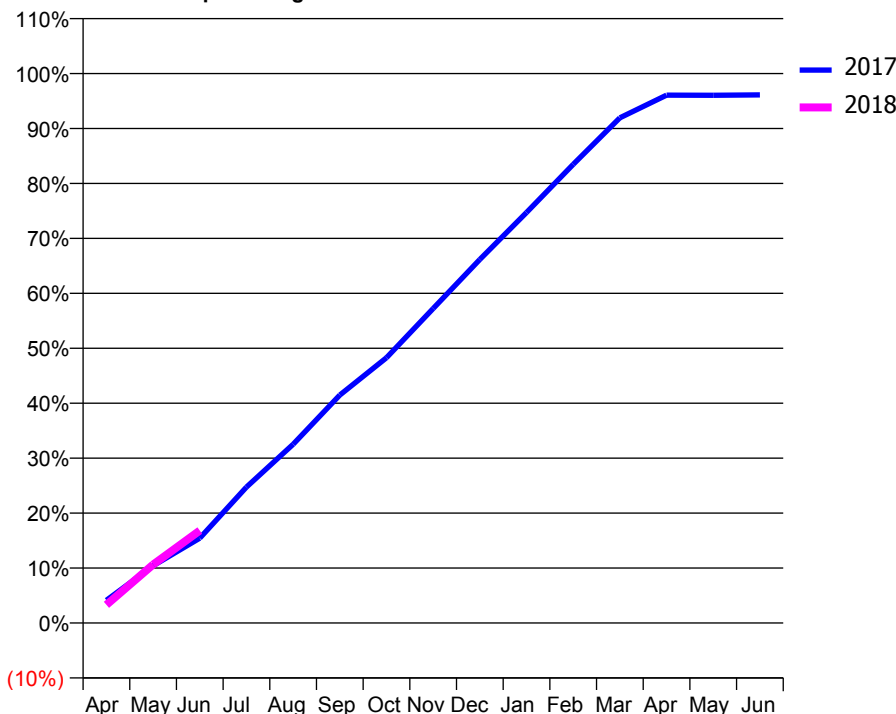
### ACCESS\*

Patients seen in 24 months	Total	Change since previous quarter
Quarter ending June 2016	9,372	
Quarter ending September 2016	9,481	→
Quarter ending December 2016	9,549	→
Quarter ending March 2017	9,478	→
Quarter ending June 2017	9,397	→
<b>Variance since June 2016</b>	<b>0.3%</b>	<b>→</b>



### ACTIVITY

Cumulative percentage of contracted UDA delivered 2017 & 2018



Month	Adjusted Scheduled Activity (UDA)	
	2017	2018
April	1,282	1,025
May	3,230	3,302
June	4,789	5,221
July	7,668	
August	10,087	
September	12,859	
October	14,963	
November	17,739	
December	20,508	
January	23,162	
February	25,875	
March	28,500	
April	29,780	
May	29,773	
June	29,792	

### QUALITY

	Quantity	Base Number	Contract	AT	Region	England
% of FP17s for the same patient ID Re-attending within 3 months - Children	26	491	5.3%	10.6%	11.6%	12.0%
% of FP17s for the same patient ID Re-attending within 3 months - Adults	168	1,760	9.5%	14.9%	15.9%	16.0%
% of FP17s for the same patient ID Re-attending between 3 & 9 months - Children	226	491	46.0%	59.9%	60.4%	58.0%
% of FP17s for the same patient ID Re-attending between 3 & 9 months - Adults	665	1,760	37.8%	52.2%	52.3%	50.9%
% of FP17s for Band 1 Urgent Courses	83	1,841	4.5%	10.0%	9.5%	9.1%
% of FP17s Relating to Free Repair or Replacements	13	1,841	0.7%	0.6%	0.7%	0.8%
% of FP17s Relating to Continuations	30	1,841	1.6%	1.1%	1.0%	1.1%
% of Patients satisfied with the dentistry they have received	9	11	81.8%	93.1%	91.9%	91.7%
% of Patients satisfied with the time they had to wait for an appointment	7	11	63.6%	87.9%	88.0%	88.0%

\* This is based on patients treated on this contract for their most recent course of treatment. Figures in italics indicate the base number of FP17s or Patient Questionnaire responses are less than 100. N/A is shown where the base number of responses is less than 10 during the period. % is calculated as Quantity/Base number\*100

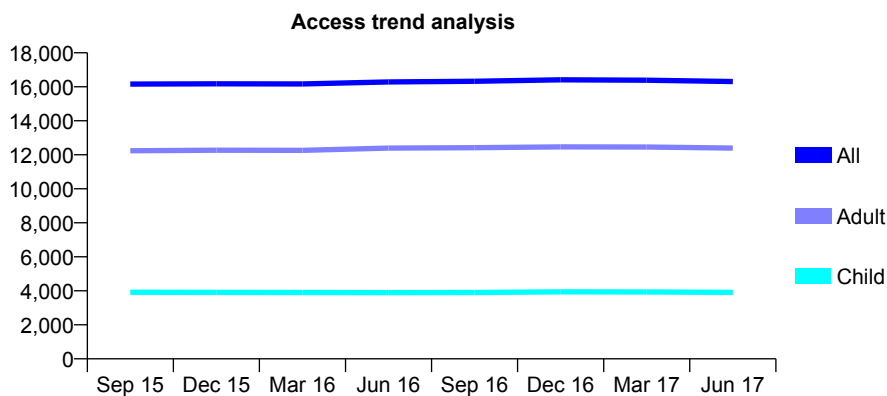
## Q70 - Vital Signs At a Glance Contract Report for 101435/0016 - June 2017

Name or company name	IDH Limited
Contract type name	GDS Contract
Purpose of contract	General
Contract start date	01/04/2006
Contract end date	

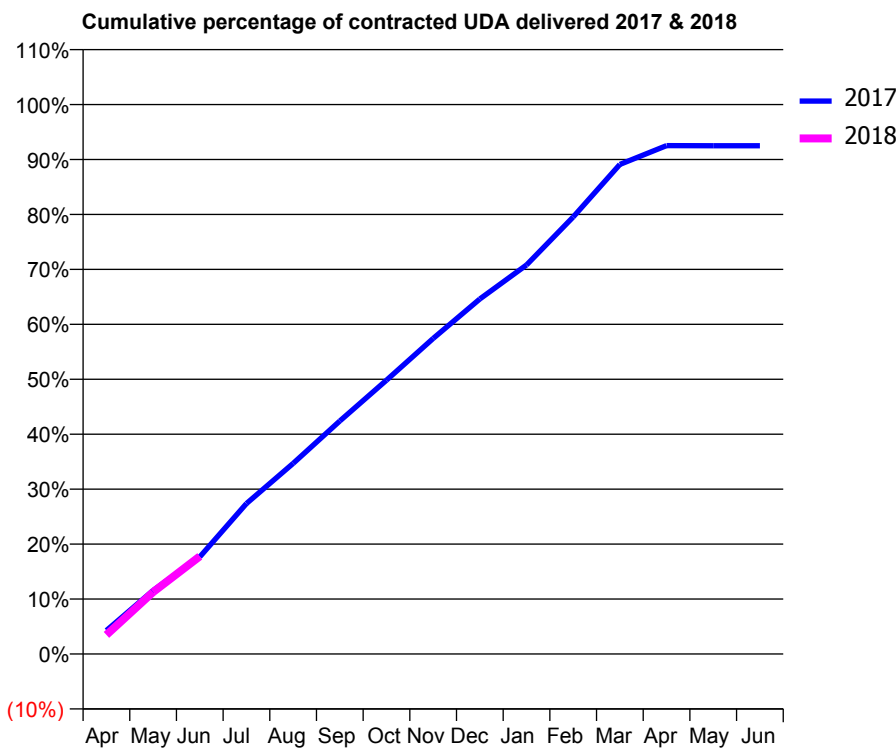
17/18 Contracted general activity (UDA)	47,133
Carry forward general activity (UDA)	0
17/18 Contracted orthodontic activity (UOA)	0
Carry forward orthodontic activity (UOA)	0
Baseline contract value	£1,040,809.98

### ACCESS\*

Patients seen in 24 months	Total	Change since previous quarter
Quarter ending June 2016	16,289	
Quarter ending September 2016	16,325	→
Quarter ending December 2016	16,411	→
Quarter ending March 2017	16,392	→
Quarter ending June 2017	16,306	→
<b>Variance since June 2016</b>	<b>0.1%</b>	<b>→</b>



### ACTIVITY



Month	Adjusted Scheduled Activity (UDA)	
	2017	2018
April	2,022	1,643
May	5,452	5,315
June	8,329	8,380
July	12,911	
August	16,346	
September	19,990	
October	23,483	
November	27,065	
December	30,450	
January	33,366	
February	37,484	
March	41,998	
April	43,603	
May	43,598	
June	43,600	

### QUALITY

	Quantity	Base Number	Contract	AT	Region	England
% of FP17s for the same patient ID Re-attending within 3 months - Children	65	1,244	5.2%	10.6%	11.6%	12.0%
% of FP17s for the same patient ID Re-attending within 3 months - Adults	335	3,658	9.2%	14.9%	15.9%	16.0%
% of FP17s for the same patient ID Re-attending between 3 & 9 months - Children	722	1,244	58.0%	59.9%	60.4%	58.0%
% of FP17s for the same patient ID Re-attending between 3 & 9 months - Adults	2,062	3,658	56.4%	52.2%	52.3%	50.9%
% of FP17s for Band 1 Urgent Courses	125	4,161	3.0%	10.0%	9.5%	9.1%
% of FP17s Relating to Free Repair or Replacements	24	4,161	0.6%	0.6%	0.7%	0.8%
% of FP17s Relating to Continuations	54	4,161	1.3%	1.1%	1.0%	1.1%
% of Patients satisfied with the dentistry they have received	20	21	95.2%	93.1%	91.9%	91.7%
% of Patients satisfied with the time they had to wait for an appointment	20	21	95.2%	87.9%	88.0%	88.0%

\* This is based on patients treated on this contract for their most recent course of treatment. Figures in italics indicate the base number of FP17s or Patient Questionnaire responses are less than 100. N/A is shown where the base number of responses is less than 10 during the period. % is calculated as Quantity/Base number\*100

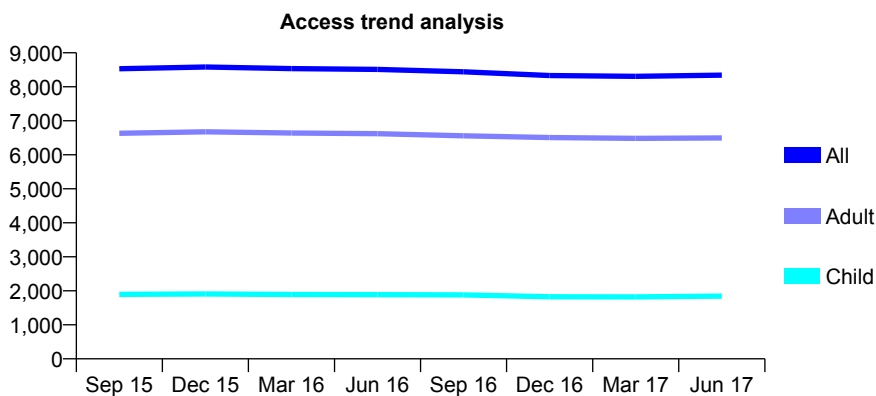
## Q70 - Vital Signs At a Glance Contract Report for 101435/0022 - June 2017

Name or company name	IDH Limited
Contract type name	GDS Contract
Purpose of contract	General
Contract start date	01/04/2006
Contract end date	

17/18 Contracted general activity (UDA)	24,473
Carry forward general activity (UDA)	0
17/18 Contracted orthodontic activity (UOA)	0
Carry forward orthodontic activity (UOA)	0
Baseline contract value	£577,927.40

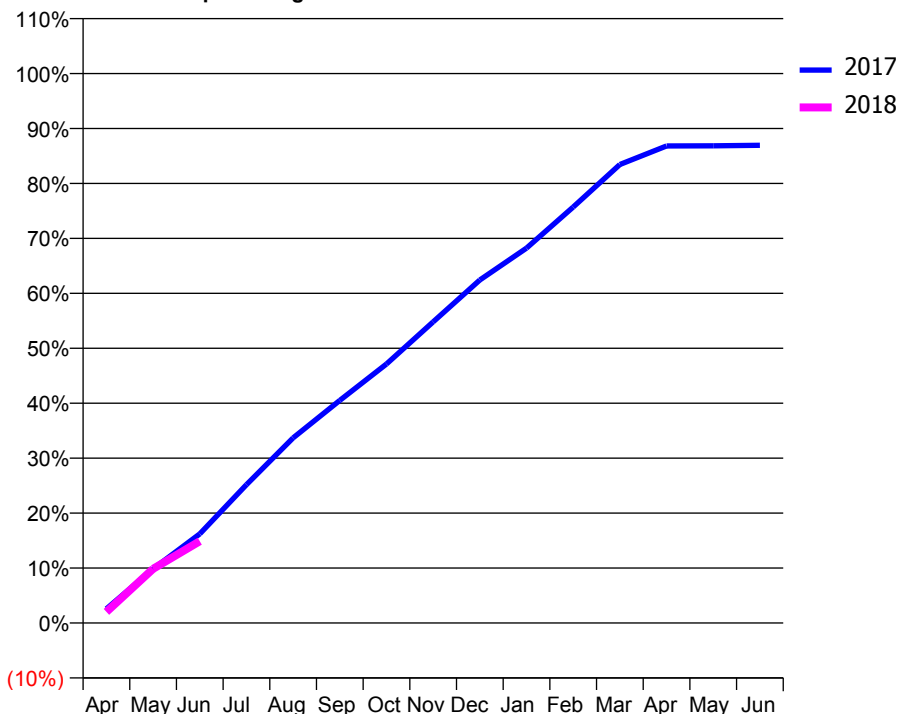
### ACCESS\*

Patients seen in 24 months	Total	Change since previous quarter
Quarter ending June 2016	8,510	
Quarter ending September 2016	8,442	→
Quarter ending December 2016	8,333	↓
Quarter ending March 2017	8,307	→
Quarter ending June 2017	8,342	→
<b>Variance since June 2016</b>	<b>(2.0%)</b>	<b>↓</b>



### ACTIVITY

Cumulative percentage of contracted UDA delivered 2017 & 2018



Month	Adjusted Scheduled Activity (UDA)	
	2017	2018
April	630	497
May	2,411	2,414
June	3,969	3,646
July	6,159	
August	8,246	
September	9,913	
October	11,535	
November	13,412	
December	15,276	
January	16,696	
February	18,524	
March	20,420	
April	21,246	
May	21,250	
June	21,277	

### QUALITY

	Quantity	Base Number	Contract	AT	Region	England
% of FP17s for the same patient ID Re-attending within 3 months - Children	25	533	4.7%	10.6%	11.6%	12.0%
% of FP17s for the same patient ID Re-attending within 3 months - Adults	147	1,712	8.6%	14.9%	15.9%	16.0%
% of FP17s for the same patient ID Re-attending between 3 & 9 months - Children	227	533	42.6%	59.9%	60.4%	58.0%
% of FP17s for the same patient ID Re-attending between 3 & 9 months - Adults	681	1,712	39.8%	52.2%	52.3%	50.9%
% of FP17s for Band 1 Urgent Courses	108	1,852	5.8%	10.0%	9.5%	9.1%
% of FP17s Relating to Free Repair or Replacements	4	1,852	0.2%	0.6%	0.7%	0.8%
% of FP17s Relating to Continuations	10	1,852	0.5%	1.1%	1.0%	1.1%
% of Patients satisfied with the dentistry they have received	2	2	N/A	93.1%	91.9%	91.7%
% of Patients satisfied with the time they had to wait for an appointment	2	2	N/A	87.9%	88.0%	88.0%

\* This is based on patients treated on this contract for their most recent course of treatment. Figures in italics indicate the base number of FP17s or Patient Questionnaire responses are less than 100. N/A is shown where the base number of responses is less than 10 during the period. % is calculated as Quantity/Base number\*100

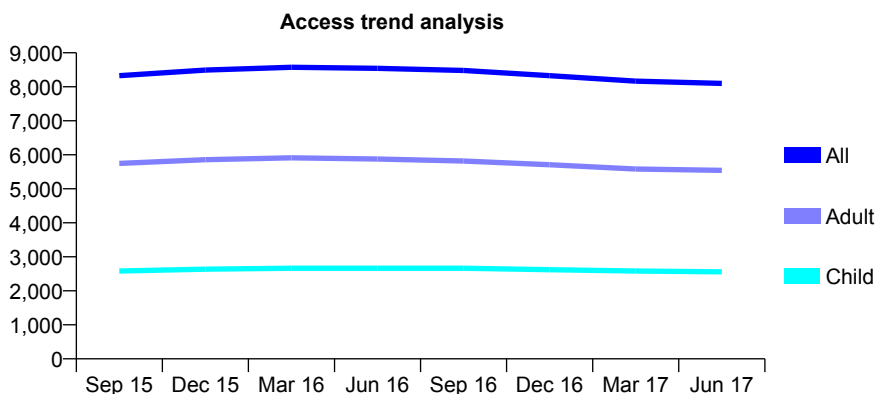
## Q70 - Vital Signs At a Glance Contract Report for 101435/0023 - June 2017

Name or company name	IDH Limited
Contract type name	GDS Contract
Purpose of contract	General
Contract start date	01/04/2006
Contract end date	

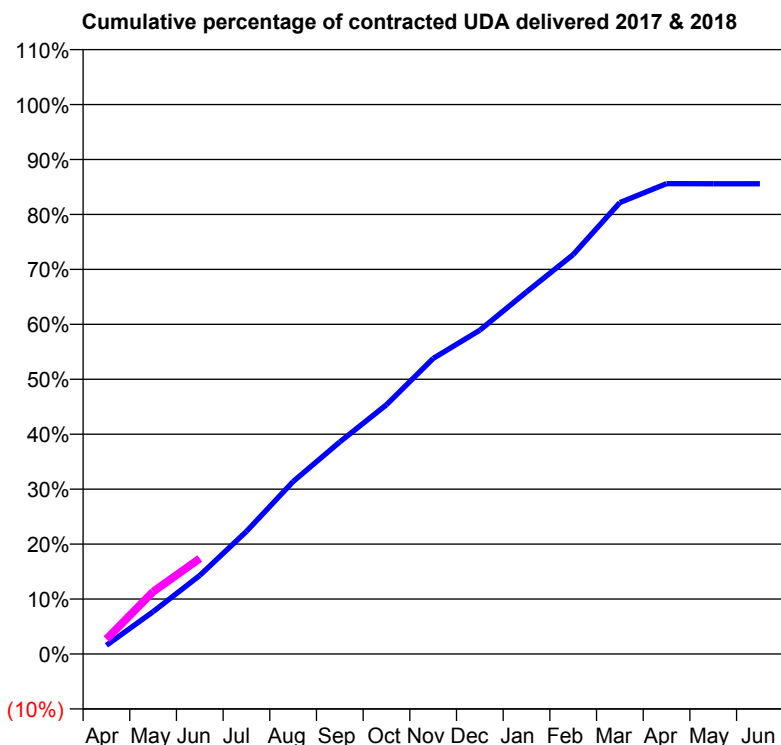
17/18 Contracted general activity (UDA)	21,343
Carry forward general activity (UDA)	0
17/18 Contracted orthodontic activity (UOA)	0
Carry forward orthodontic activity (UOA)	0
Baseline contract value	£607,510.52

### ACCESS\*

Patients seen in 24 months	Total	Change since previous quarter
Quarter ending June 2016	8,543	
Quarter ending September 2016	8,482	→
Quarter ending December 2016	8,327	↓
Quarter ending March 2017	8,165	↓
Quarter ending June 2017	8,101	→
<b>Variance since June 2016</b>	<b>(5.2%)</b>	<b>↓</b>



### ACTIVITY



Month	Adjusted Scheduled Activity (UDA)	
	2017	2018
April	337	578
May	1,646	2,421
June	3,054	3,709
July	4,765	
August	6,698	
September	8,239	
October	9,684	
November	11,480	
December	12,579	
January	14,063	
February	15,517	
March	17,535	
April	18,268	
May	18,267	
June	18,267	

### QUALITY

	Quantity	Base Number	Contract	AT	Region	England
% of FP17s for the same patient ID Re-attending within 3 months - Children	52	786	6.6%	10.6%	11.6%	12.0%
% of FP17s for the same patient ID Re-attending within 3 months - Adults	113	1,390	8.1%	14.9%	15.9%	16.0%
% of FP17s for the same patient ID Re-attending between 3 & 9 months - Children	440	786	56.0%	59.9%	60.4%	58.0%
% of FP17s for the same patient ID Re-attending between 3 & 9 months - Adults	731	1,390	52.6%	52.2%	52.3%	50.9%
% of FP17s for Band 1 Urgent Courses	100	1,862	5.4%	10.0%	9.5%	9.1%
% of FP17s Relating to Free Repair or Replacements	4	1,862	0.2%	0.6%	0.7%	0.8%
% of FP17s Relating to Continuations	17	1,862	0.9%	1.1%	1.0%	1.1%
% of Patients satisfied with the dentistry they have received	5	5	N/A	93.1%	91.9%	91.7%
% of Patients satisfied with the time they had to wait for an appointment	5	5	N/A	87.9%	88.0%	88.0%

\* This is based on patients treated on this contract for their most recent course of treatment. Figures in italics indicate the base number of FP17s or Patient Questionnaire responses are less than 100. N/A is shown where the base number of responses is less than 10 during the period. % is calculated as Quantity/Base number\*100

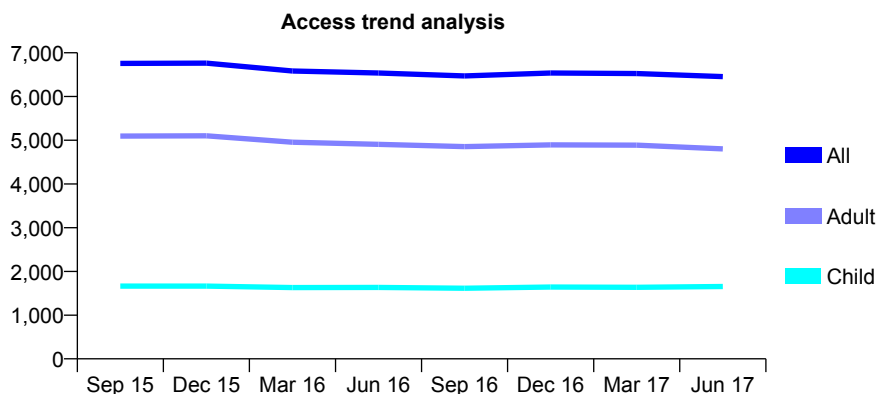
## Q70 - Vital Signs At a Glance Contract Report for 101435/0024 - June 2017

Name or company name	IDH Limited
Contract type name	GDS Contract
Purpose of contract	General
Contract start date	01/04/2006
Contract end date	

17/18 Contracted general activity (UDA)	16,619
Carry forward general activity (UDA)	0
17/18 Contracted orthodontic activity (UOA)	0
Carry forward orthodontic activity (UOA)	0
Baseline contract value	£359,619.90

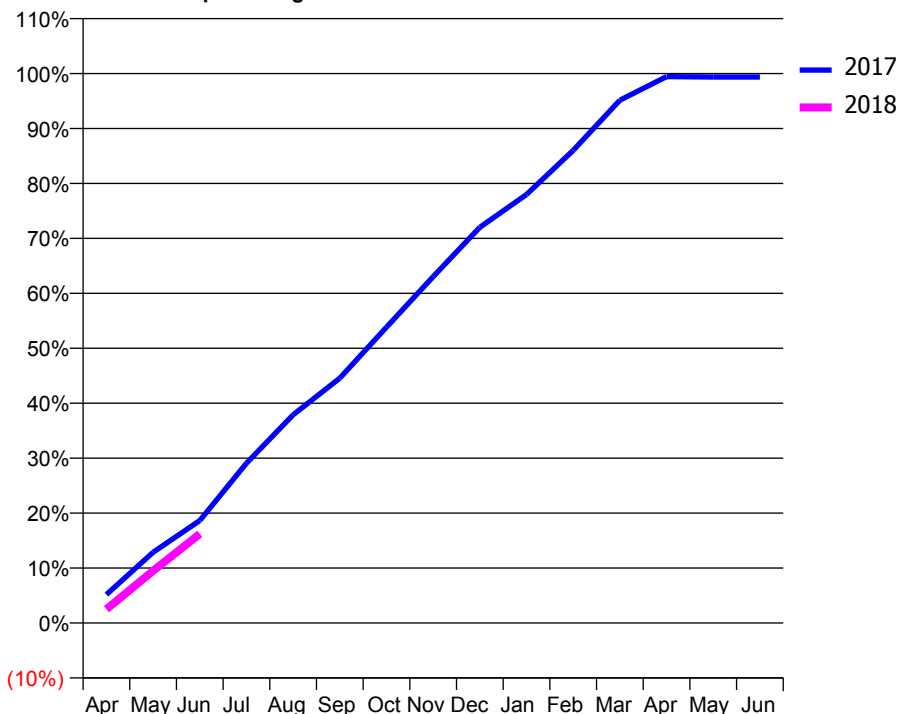
### ACCESS\*

Patients seen in 24 months	Total	Change since previous quarter
Quarter ending June 2016	6,539	
Quarter ending September 2016	6,470	↓
Quarter ending December 2016	6,539	→
Quarter ending March 2017	6,525	→
Quarter ending June 2017	6,457	↓
<b>Variance since June 2016</b>	<b>(1.3%)</b>	<b>↓</b>



### ACTIVITY

Cumulative percentage of contracted UDA delivered 2017 & 2018



Month	Adjusted Scheduled Activity (UDA)	
	2017	2018
April	861	417
May	2,140	1,578
June	3,100	2,694
July	4,832	
August	6,296	
September	7,405	
October	8,945	
November	10,476	
December	11,969	
January	12,960	
February	14,294	
March	15,813	
April	16,526	
May	16,514	
June	16,514	

### QUALITY

	Quantity	Base Number	Contract	AT	Region	England
% of FP17s for the same patient ID Re-attending within 3 months - Children	27	465	5.8%	10.6%	11.6%	12.0%
% of FP17s for the same patient ID Re-attending within 3 months - Adults	137	1,212	11.3%	14.9%	15.9%	16.0%
% of FP17s for the same patient ID Re-attending between 3 & 9 months - Children	270	465	58.1%	59.9%	60.4%	58.0%
% of FP17s for the same patient ID Re-attending between 3 & 9 months - Adults	502	1,212	41.4%	52.2%	52.3%	50.9%
% of FP17s for Band 1 Urgent Courses	116	1,386	8.4%	10.0%	9.5%	9.1%
% of FP17s Relating to Free Repair or Replacements	3	1,386	0.2%	0.6%	0.7%	0.8%
% of FP17s Relating to Continuations	12	1,386	0.9%	1.1%	1.0%	1.1%
% of Patients satisfied with the dentistry they have received	6	7	N/A	93.1%	91.9%	91.7%
% of Patients satisfied with the time they had to wait for an appointment	7	7	N/A	87.9%	88.0%	88.0%

\* This is based on patients treated on this contract for their most recent course of treatment. Figures in italics indicate the base number of FP17s or Patient Questionnaire responses are less than 100. N/A is shown where the base number of responses is less than 10 during the period. % is calculated as Quantity/Base number\*100

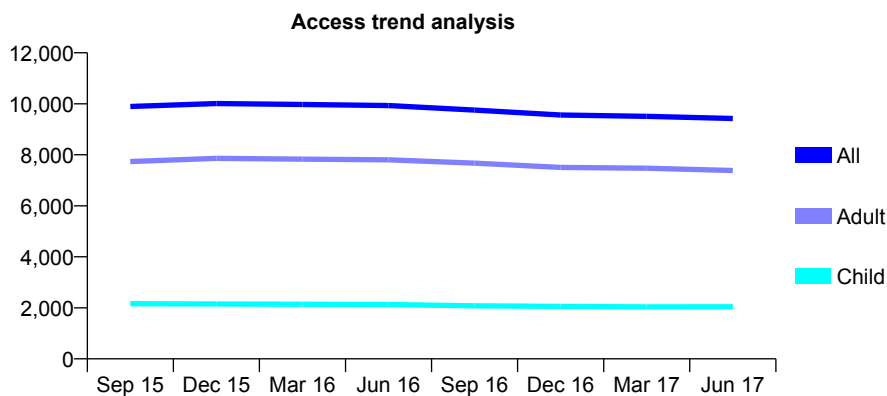
## Q70 - Vital Signs At a Glance Contract Report for 101435/0025 - June 2017

Name or company name	IDH Limited
Contract type name	GDS Contract
Purpose of contract	General
Contract start date	01/04/2006
Contract end date	

17/18 Contracted general activity (UDA)	30,000
Carry forward general activity (UDA)	0
17/18 Contracted orthodontic activity (UOA)	0
Carry forward orthodontic activity (UOA)	0
Baseline contract value	£747,856.34

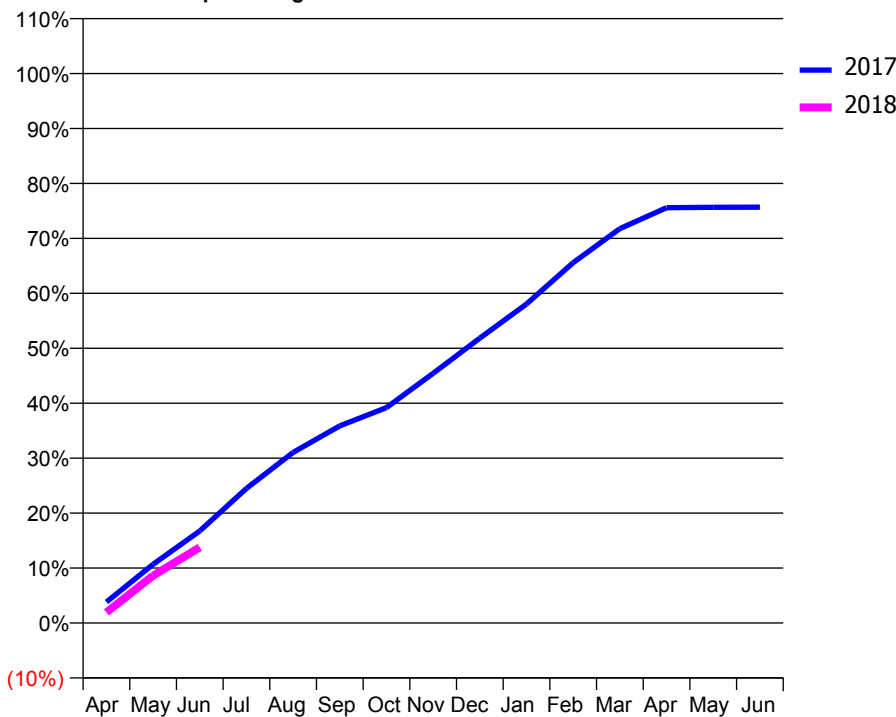
### ACCESS\*

Patients seen in 24 months	Total	Change since previous quarter
Quarter ending June 2016	9,934	
Quarter ending September 2016	9,755	↓
Quarter ending December 2016	9,562	↓
Quarter ending March 2017	9,508	→
Quarter ending June 2017	9,427	→
<b>Variance since June 2016</b>	<b>(5.1%)</b>	<b>↓</b>



### ACTIVITY

Cumulative percentage of contracted UDA delivered 2017 & 2018



Adjusted Scheduled Activity (UDA)

Month	2017	2018
April	1,138	577
May	3,174	2,587
June	4,974	4,131
July	7,275	
August	9,216	
September	10,654	
October	11,637	
November	13,489	
December	15,390	
January	17,237	
February	19,473	
March	21,306	
April	22,440	
May	22,462	
June	22,468	

### QUALITY

	Quantity	Base Number	Contract	AT	Region	England
% of FP17s for the same patient ID Re-attending within 3 months - Children	41	599	6.8%	10.6%	11.6%	12.0%
% of FP17s for the same patient ID Re-attending within 3 months - Adults	250	2,056	12.2%	14.9%	15.9%	16.0%
% of FP17s for the same patient ID Re-attending between 3 & 9 months - Children	266	599	44.4%	59.9%	60.4%	58.0%
% of FP17s for the same patient ID Re-attending between 3 & 9 months - Adults	814	2,056	39.6%	52.2%	52.3%	50.9%
% of FP17s for Band 1 Urgent Courses	223	2,150	10.4%	10.0%	9.5%	9.1%
% of FP17s Relating to Free Repair or Replacements	11	2,150	0.5%	0.6%	0.7%	0.8%
% of FP17s Relating to Continuations	27	2,150	1.3%	1.1%	1.0%	1.1%
% of Patients satisfied with the dentistry they have received	14	15	93.3%	93.1%	91.9%	91.7%
% of Patients satisfied with the time they had to wait for an appointment	12	15	80.0%	87.9%	88.0%	88.0%

\* This is based on patients treated on this contract for their most recent course of treatment. Figures in italics indicate the base number of FP17s or Patient Questionnaire responses are less than 100. N/A is shown where the base number of responses is less than 10 during the period. % is calculated as Quantity/Base number\*100

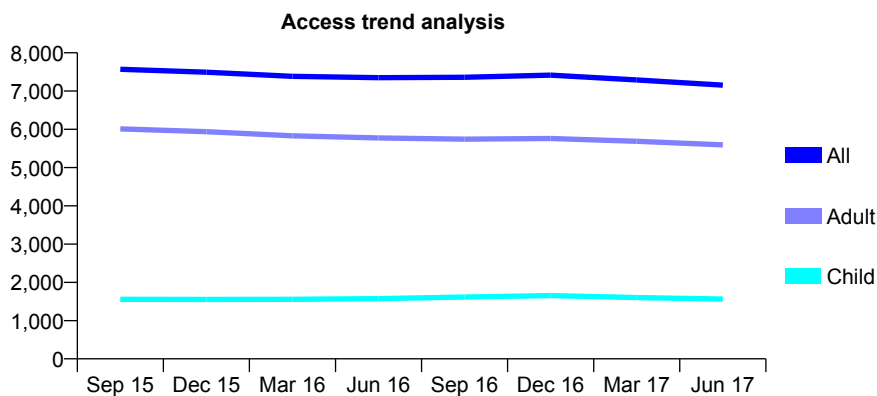
## Q70 - Vital Signs At a Glance Contract Report for 101435/0045 - June 2017

Name or company name	IDH Limited
Contract type name	GDS Contract
Purpose of contract	General
Contract start date	02/04/2006
Contract end date	

17/18 Contracted general activity (UDA)	24,500
Carry forward general activity (UDA)	0
17/18 Contracted orthodontic activity (UOA)	0
Carry forward orthodontic activity (UOA)	0
Baseline contract value	£563,095.01

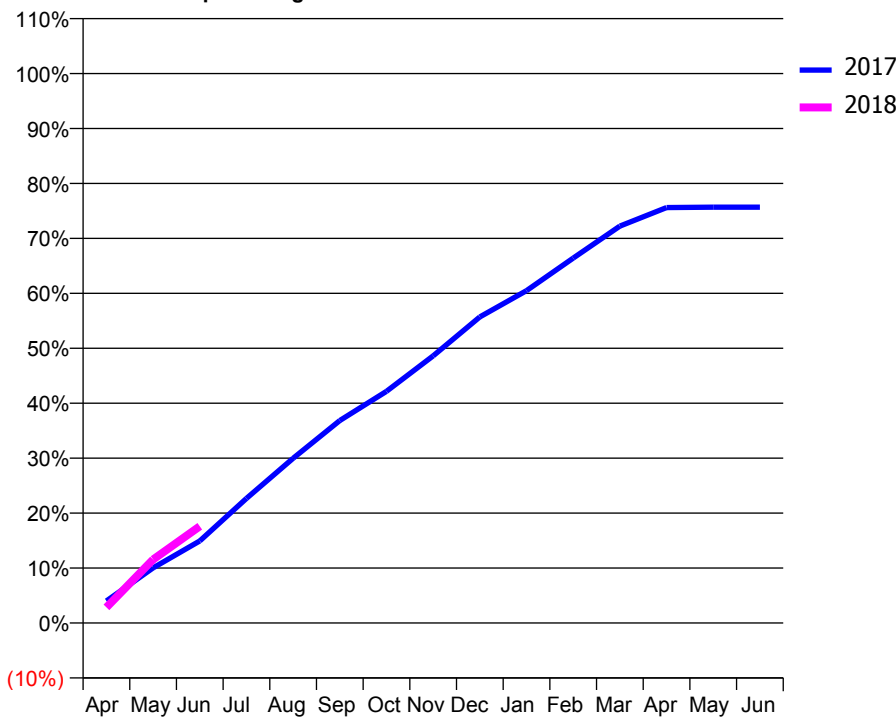
### ACCESS\*

Patients seen in 24 months	Total	Change since previous quarter
Quarter ending June 2016	7,349	
Quarter ending September 2016	7,360	→
Quarter ending December 2016	7,416	→
Quarter ending March 2017	7,289	↓
Quarter ending June 2017	7,156	↓
<b>Variance since June 2016</b>	<b>(2.6%)</b>	<b>↓</b>



### ACTIVITY

Cumulative percentage of contracted UDA delivered 2017 & 2018



Month	Adjusted Scheduled Activity (UDA)	
	2017	2018
April	1,223	699
May	3,061	2,834
June	4,556	4,313
July	6,915	
August	9,147	
September	11,237	
October	12,857	
November	14,828	
December	16,991	
January	18,447	
February	20,256	
March	22,033	
April	23,060	
May	23,080	
June	23,080	

### QUALITY

	Quantity	Base Number	Contract	AT	Region	England
% of FP17s for the same patient ID Re-attending within 3 months - Children	25	476	5.3%	10.6%	11.6%	12.0%
% of FP17s for the same patient ID Re-attending within 3 months - Adults	190	1,538	12.4%	14.9%	15.9%	16.0%
% of FP17s for the same patient ID Re-attending between 3 & 9 months - Children	226	476	47.5%	59.9%	60.4%	58.0%
% of FP17s for the same patient ID Re-attending between 3 & 9 months - Adults	682	1,538	44.3%	52.2%	52.3%	50.9%
% of FP17s for Band 1 Urgent Courses	139	1,584	8.8%	10.0%	9.5%	9.1%
% of FP17s Relating to Free Repair or Replacements	27	1,584	1.7%	0.6%	0.7%	0.8%
% of FP17s Relating to Continuations	11	1,584	0.7%	1.1%	1.0%	1.1%
% of Patients satisfied with the dentistry they have received	9	10	90.0%	93.1%	91.9%	91.7%
% of Patients satisfied with the time they had to wait for an appointment	10	10	100.0%	87.9%	88.0%	88.0%

\* This is based on patients treated on this contract for their most recent course of treatment. Figures in italics indicate the base number of FP17s or Patient Questionnaire responses are less than 100. N/A is shown where the base number of responses is less than 10 during the period. % is calculated as Quantity/Base number\*100



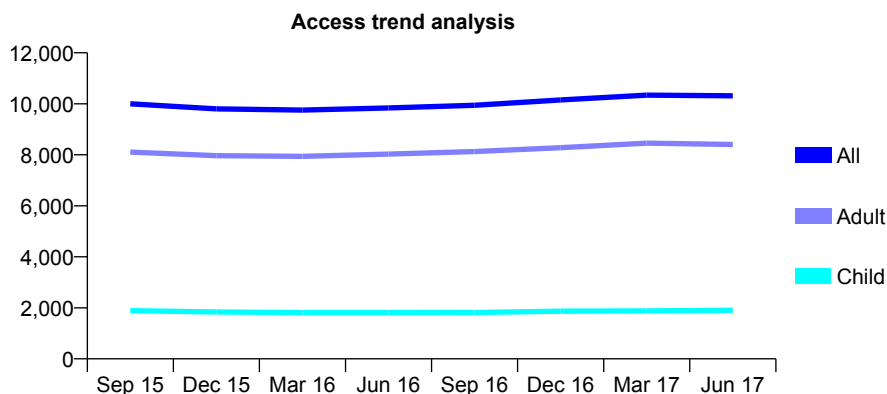
## Q70 - Vital Signs At a Glance Contract Report for 101435/0046 - June 2017

Name or company name	IDH Limited
Contract type name	GDS Contract
Purpose of contract	General
Contract start date	16/10/2006
Contract end date	

17/18 Contracted general activity (UDA)	28,000
Carry forward general activity (UDA)	0
17/18 Contracted orthodontic activity (UOA)	0
Carry forward orthodontic activity (UOA)	0
Baseline contract value	£670,341.71

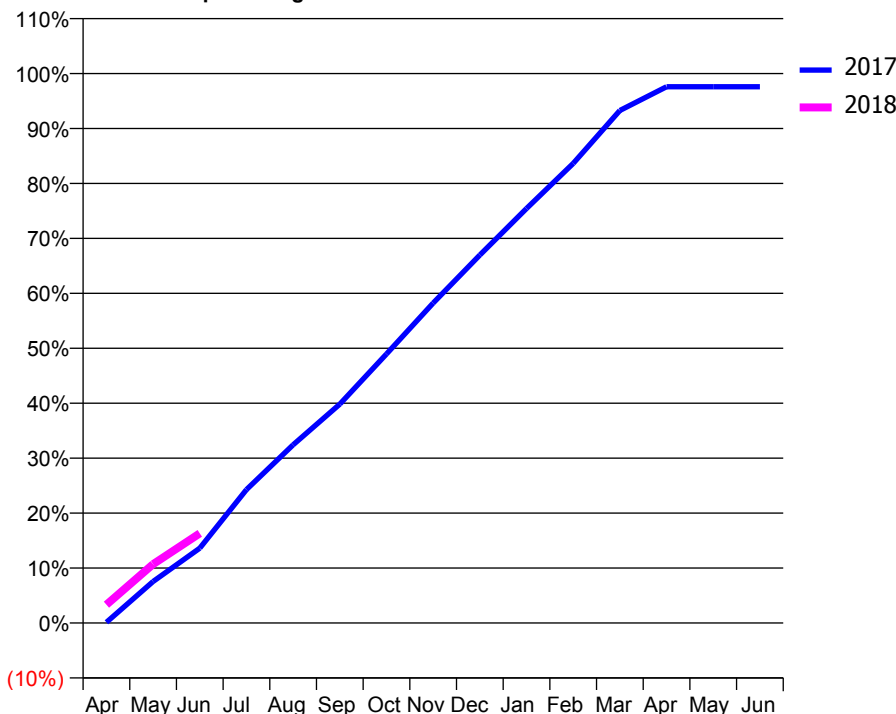
### ACCESS\*

Patients seen in 24 months	Total	Change since previous quarter
Quarter ending June 2016	9,840	
Quarter ending September 2016	9,943	→
Quarter ending December 2016	10,151	↑
Quarter ending March 2017	10,339	→
Quarter ending June 2017	10,312	→
<b>Variance since June 2016</b>	<b>4.8%</b>	<b>↑</b>



### ACTIVITY

Cumulative percentage of contracted UDA delivered 2017 & 2018



Adjusted Scheduled Activity (UDA)

Month	2017	2018
April	41	937
May	2,116	2,997
June	3,817	4,572
July	6,799	
August	9,082	
September	11,154	
October	13,711	
November	16,306	
December	18,752	
January	21,124	
February	23,419	
March	26,116	
April	27,325	
May	27,323	
June	27,323	

### QUALITY

	Quantity	Base Number	Contract	AT	Region	England
% of FP17s for the same patient ID Re-attending within 3 months - Children	19	574	3.3%	10.6%	11.6%	12.0%
% of FP17s for the same patient ID Re-attending within 3 months - Adults	272	2,447	11.1%	14.9%	15.9%	16.0%
% of FP17s for the same patient ID Re-attending between 3 & 9 months - Children	329	574	57.3%	59.9%	60.4%	58.0%
% of FP17s for the same patient ID Re-attending between 3 & 9 months - Adults	1,301	2,447	53.2%	52.2%	52.3%	50.9%
% of FP17s for Band 1 Urgent Courses	206	2,488	8.3%	10.0%	9.5%	9.1%
% of FP17s Relating to Free Repair or Replacements	8	2,488	0.3%	0.6%	0.7%	0.8%
% of FP17s Relating to Continuations	42	2,488	1.7%	1.1%	1.0%	1.1%
% of Patients satisfied with the dentistry they have received	13	13	100.0%	93.1%	91.9%	91.7%
% of Patients satisfied with the time they had to wait for an appointment	9	13	69.2%	87.9%	88.0%	88.0%

\* This is based on patients treated on this contract for their most recent course of treatment. Figures in italics indicate the base number of FP17s or Patient Questionnaire responses are less than 100. N/A is shown where the base number of responses is less than 10 during the period. % is calculated as Quantity/Base number\*100

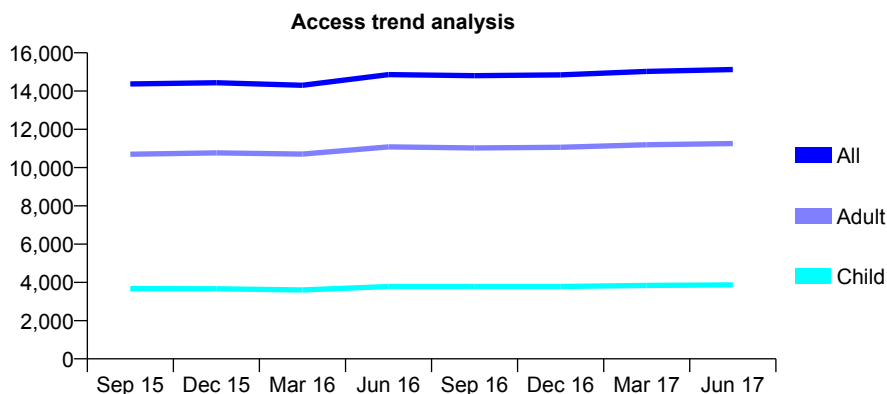
## Q70 - Vital Signs At a Glance Contract Report for 101435/0058 - June 2017

Name or company name	IDH Limited
Contract type name	GDS Contract
Purpose of contract	General
Contract start date	01/03/2007
Contract end date	

17/18 Contracted general activity (UDA)	45,500
Carry forward general activity (UDA)	0
17/18 Contracted orthodontic activity (UOA)	0
Carry forward orthodontic activity (UOA)	0
Baseline contract value	£1,041,609.73

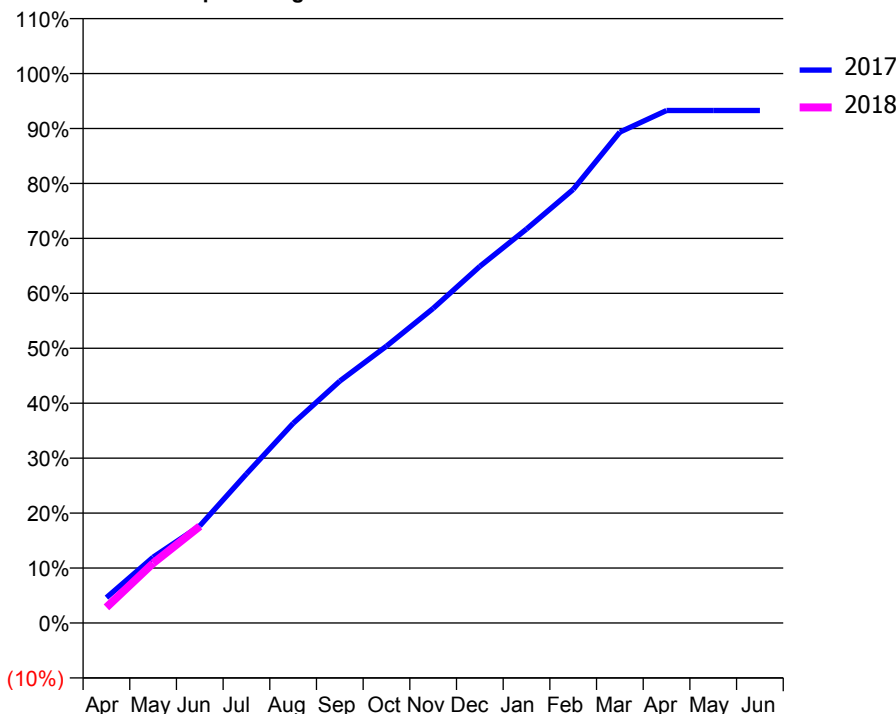
### ACCESS\*

Patients seen in 24 months	Total	Change since previous quarter
Quarter ending June 2016	14,859	
Quarter ending September 2016	14,806	→
Quarter ending December 2016	14,843	→
Quarter ending March 2017	15,027	→
Quarter ending June 2017	15,122	→
<b>Variance since June 2016</b>	<b>1.8%</b>	<b>→</b>



### ACTIVITY

Cumulative percentage of contracted UDA delivered 2017 & 2018



Month	Adjusted Scheduled Activity (UDA)	
	2017	2018
April	2,107	1,297
May	5,454	4,951
June	8,045	8,012
July	12,353	
August	16,539	
September	20,034	
October	22,926	
November	26,052	
December	29,533	
January	32,622	
February	35,904	
March	40,649	
April	42,433	
May	42,437	
June	42,436	

### QUALITY

	Quantity	Base Number	Contract	AT	Region	England
% of FP17s for the same patient ID Re-attending within 3 months - Children	77	1,200	6.4%	10.6%	11.6%	12.0%
% of FP17s for the same patient ID Re-attending within 3 months - Adults	326	3,150	10.3%	14.9%	15.9%	16.0%
% of FP17s for the same patient ID Re-attending between 3 & 9 months - Children	621	1,200	51.7%	59.9%	60.4%	58.0%
% of FP17s for the same patient ID Re-attending between 3 & 9 months - Adults	1,514	3,150	48.1%	52.2%	52.3%	50.9%
% of FP17s for Band 1 Urgent Courses	337	3,600	9.4%	10.0%	9.5%	9.1%
% of FP17s Relating to Free Repair or Replacements	10	3,600	0.3%	0.6%	0.7%	0.8%
% of FP17s Relating to Continuations	47	3,600	1.3%	1.1%	1.0%	1.1%
% of Patients satisfied with the dentistry they have received	10	11	90.9%	93.1%	91.9%	91.7%
% of Patients satisfied with the time they had to wait for an appointment	10	11	90.9%	87.9%	88.0%	88.0%

\* This is based on patients treated on this contract for their most recent course of treatment. Figures in italics indicate the base number of FP17s or Patient Questionnaire responses are less than 100. N/A is shown where the base number of responses is less than 10 during the period. % is calculated as Quantity/Base number\*100

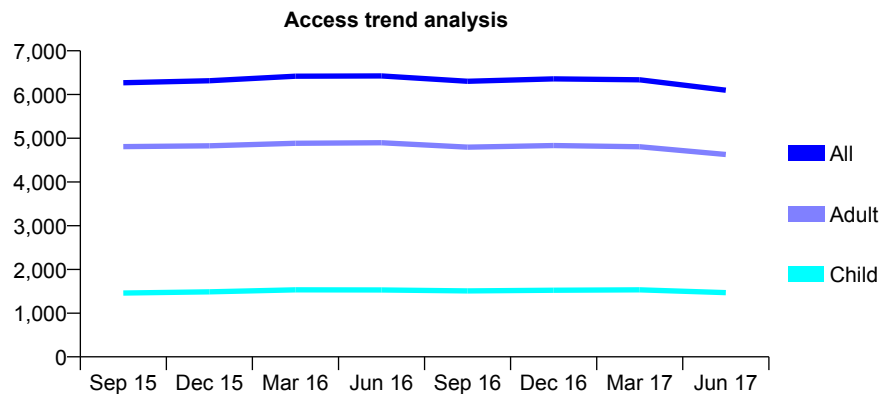
## Q70 - Vital Signs At a Glance Contract Report for 101435/0079 - June 2017

Name or company name	IDH Limited
Contract type name	GDS Contract
Purpose of contract	General
Contract start date	02/01/2008
Contract end date	

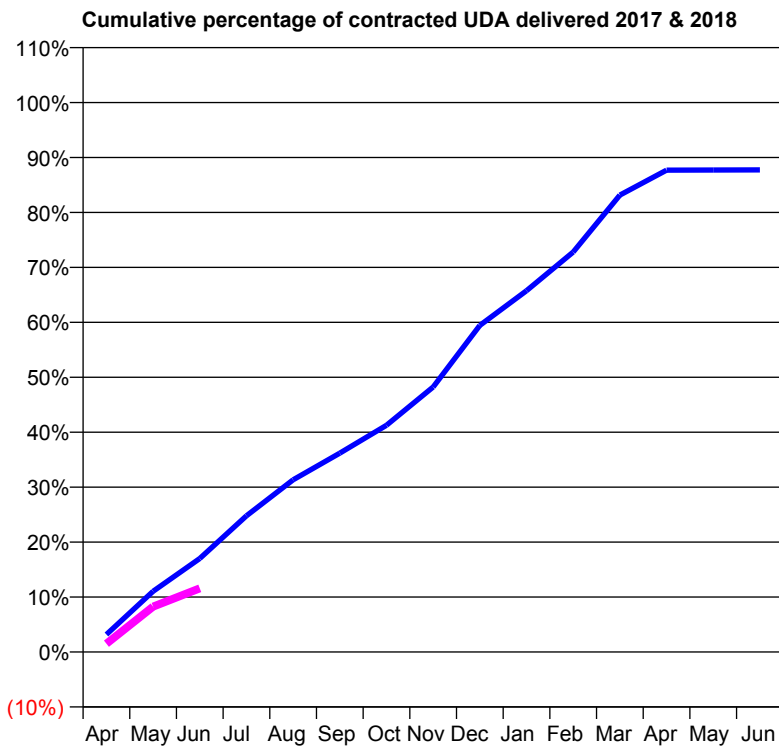
17/18 Contracted general activity (UDA)	17,000
Carry forward general activity (UDA)	0
17/18 Contracted orthodontic activity (UOA)	0
Carry forward orthodontic activity (UOA)	0
Baseline contract value	£409,003.06

### ACCESS\*

Patients seen in 24 months	Total	Change since previous quarter
Quarter ending June 2016	6,426	
Quarter ending September 2016	6,302	↓
Quarter ending December 2016	6,359	→
Quarter ending March 2017	6,337	→
Quarter ending June 2017	6,098	↓
<b>Variance since June 2016</b>	<b>(5.1%)</b>	<b>↓</b>



### ACTIVITY



Month	Adjusted Scheduled Activity (UDA)	
	2017	2018
April	544	259
May	1,880	1,403
June	2,896	1,969
July	4,215	
August	5,327	
September	6,154	
October	7,017	
November	8,198	
December	10,103	
January	11,176	
February	12,372	
March	14,135	
April	14,907	
May	14,911	
June	14,917	

### QUALITY

	Quantity	Base Number	Contract	AT	Region	England
% of FP17s for the same patient ID Re-attending within 3 months - Children	30	377	8.0%	10.6%	11.6%	12.0%
% of FP17s for the same patient ID Re-attending within 3 months - Adults	136	1,098	12.4%	14.9%	15.9%	16.0%
% of FP17s for the same patient ID Re-attending between 3 & 9 months - Children	236	377	62.6%	59.9%	60.4%	58.0%
% of FP17s for the same patient ID Re-attending between 3 & 9 months - Adults	630	1,098	57.4%	52.2%	52.3%	50.9%
% of FP17s for Band 1 Urgent Courses	133	1,119	11.9%	10.0%	9.5%	9.1%
% of FP17s Relating to Free Repair or Replacements	3	1,119	0.3%	0.6%	0.7%	0.8%
% of FP17s Relating to Continuations	9	1,119	0.8%	1.1%	1.0%	1.1%
% of Patients satisfied with the dentistry they have received	3	3	N/A	93.1%	91.9%	91.7%
% of Patients satisfied with the time they had to wait for an appointment	3	3	N/A	87.9%	88.0%	88.0%

\* This is based on patients treated on this contract for their most recent course of treatment. Figures in italics indicate the base number of FP17s or Patient Questionnaire responses are less than 100. N/A is shown where the base number of responses is less than 10 during the period. % is calculated as Quantity/Base number\*100

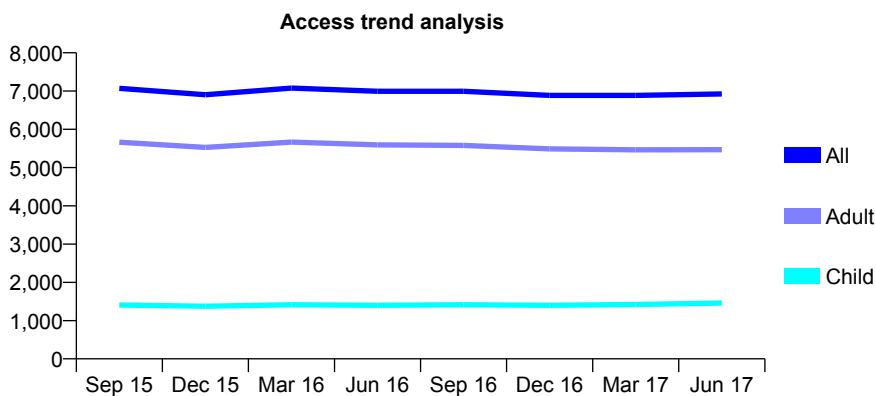
## Q70 - Vital Signs At a Glance Contract Report for 101435/0092 - June 2017

Name or company name	IDH Limited
Contract type name	GDS Contract
Purpose of contract	General
Contract start date	01/04/2008
Contract end date	

17/18 Contracted general activity (UDA)	24,000
Carry forward general activity (UDA)	0
17/18 Contracted orthodontic activity (UOA)	0
Carry forward orthodontic activity (UOA)	0
Baseline contract value	£574,578.61

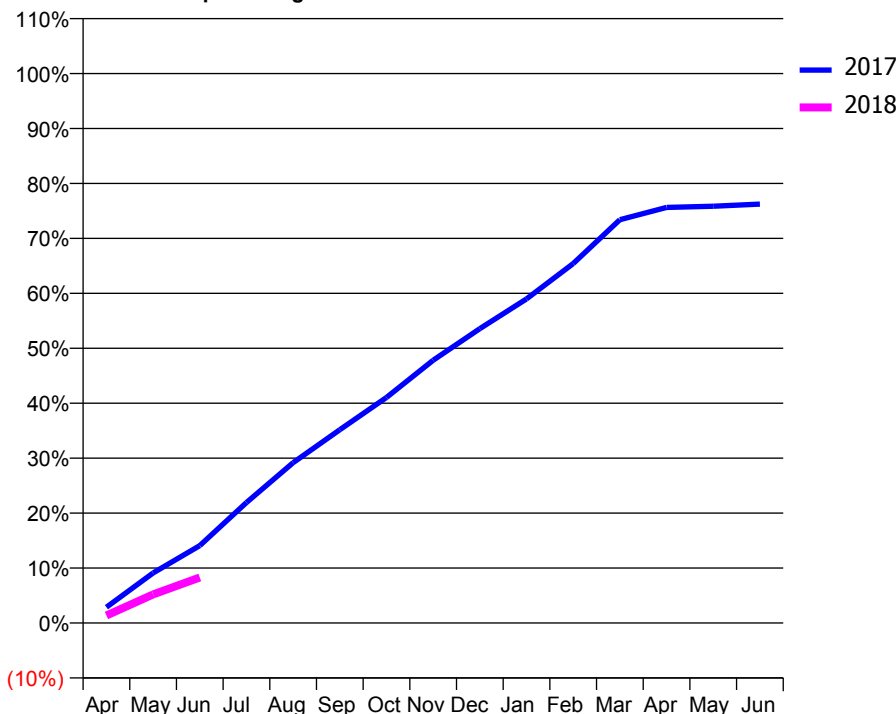
### ACCESS\*

Patients seen in 24 months	Total	Change since previous quarter
Quarter ending June 2016	6,994	
Quarter ending September 2016	6,993	→
Quarter ending December 2016	6,888	↓
Quarter ending March 2017	6,886	→
Quarter ending June 2017	6,926	→
<b>Variance since June 2016</b>	<b>(1.0%)</b>	<b>→</b>



### ACTIVITY

Cumulative percentage of contracted UDA delivered 2017 & 2018



Month	Adjusted Scheduled Activity (UDA)	
	2017	2018
April	693	329
May	2,184	1,250
June	3,380	1,989
July	5,262	
August	7,001	
September	8,439	
October	9,850	
November	11,479	
December	12,854	
January	14,158	
February	15,697	
March	17,614	
April	18,148	
May	18,206	
June	18,297	

### QUALITY

	Quantity	Base Number	Contract	AT	Region	England
% of FP17s for the same patient ID Re-attending within 3 months - Children	10	300	3.3%	10.6%	11.6%	12.0%
% of FP17s for the same patient ID Re-attending within 3 months - Adults	108	1,194	9.0%	14.9%	15.9%	16.0%
% of FP17s for the same patient ID Re-attending between 3 & 9 months - Children	210	300	70.0%	59.9%	60.4%	58.0%
% of FP17s for the same patient ID Re-attending between 3 & 9 months - Adults	681	1,194	57.0%	52.2%	52.3%	50.9%
% of FP17s for Band 1 Urgent Courses	139	1,189	11.7%	10.0%	9.5%	9.1%
% of FP17s Relating to Free Repair or Replacements	1	1,189	0.1%	0.6%	0.7%	0.8%
% of FP17s Relating to Continuations	7	1,189	0.6%	1.1%	1.0%	1.1%
% of Patients satisfied with the dentistry they have received	10	11	90.9%	93.1%	91.9%	91.7%
% of Patients satisfied with the time they had to wait for an appointment	9	11	81.8%	87.9%	88.0%	88.0%

\* This is based on patients treated on this contract for their most recent course of treatment. Figures in italics indicate the base number of FP17s or Patient Questionnaire responses are less than 100. N/A is shown where the base number of responses is less than 10 during the period. % is calculated as Quantity/Base number\*100

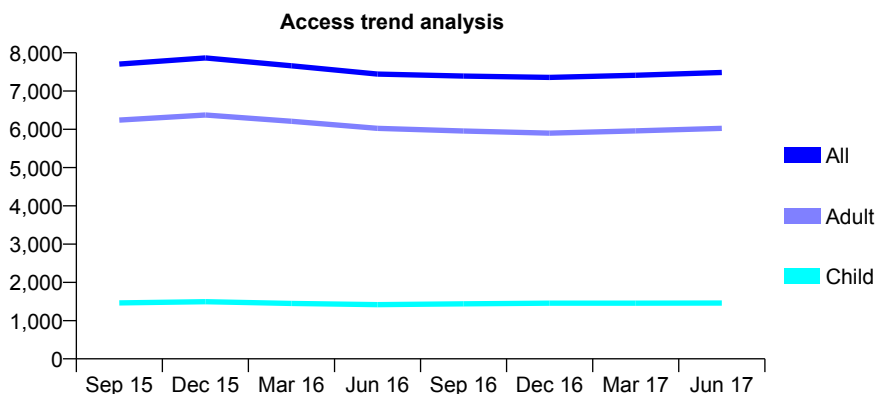
## Q70 - Vital Signs At a Glance Contract Report for 101435/0094 - June 2017

Name or company name	IDH Limited
Contract type name	GDS Contract
Purpose of contract	General
Contract start date	01/06/2008
Contract end date	

17/18 Contracted general activity (UDA)	24,873
Carry forward general activity (UDA)	0
17/18 Contracted orthodontic activity (UOA)	0
Carry forward orthodontic activity (UOA)	0
Baseline contract value	£562,528.16

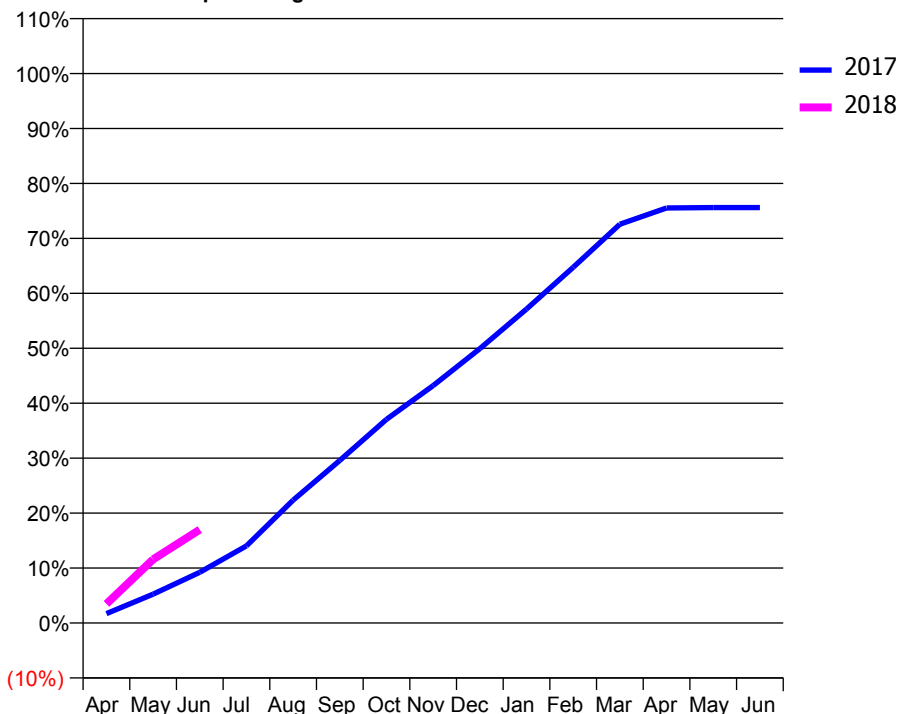
### ACCESS\*

Patients seen in 24 months	Total	Change since previous quarter
Quarter ending June 2016	7,443	
Quarter ending September 2016	7,393	→
Quarter ending December 2016	7,357	→
Quarter ending March 2017	7,414	→
Quarter ending June 2017	7,485	→
<b>Variance since June 2016</b>	<b>0.6%</b>	<b>→</b>



### ACTIVITY

Cumulative percentage of contracted UDA delivered 2017 & 2018



Month	Adjusted Scheduled Activity (UDA)	
	2017	2018
April	417	866
May	1,285	2,882
June	2,264	4,228
July	3,439	
August	5,478	
September	7,248	
October	9,083	
November	10,584	
December	12,234	
January	14,001	
February	15,859	
March	17,782	
April	18,505	
May	18,523	
June	18,523	

### QUALITY

	Quantity	Base Number	Contract	AT	Region	England
% of FP17s for the same patient ID Re-attending within 3 months - Children	30	473	6.3%	10.6%	11.6%	12.0%
% of FP17s for the same patient ID Re-attending within 3 months - Adults	306	1,993	15.4%	14.9%	15.9%	16.0%
% of FP17s for the same patient ID Re-attending between 3 & 9 months - Children	234	473	49.5%	59.9%	60.4%	58.0%
% of FP17s for the same patient ID Re-attending between 3 & 9 months - Adults	866	1,993	43.5%	52.2%	52.3%	50.9%
% of FP17s for Band 1 Urgent Courses	287	2,122	13.5%	10.0%	9.5%	9.1%
% of FP17s Relating to Free Repair or Replacements	12	2,122	0.6%	0.6%	0.7%	0.8%
% of FP17s Relating to Continuations	27	2,122	1.3%	1.1%	1.0%	1.1%
% of Patients satisfied with the dentistry they have received	21	21	100.0%	93.1%	91.9%	91.7%
% of Patients satisfied with the time they had to wait for an appointment	19	21	90.5%	87.9%	88.0%	88.0%

\* This is based on patients treated on this contract for their most recent course of treatment. Figures in italics indicate the base number of FP17s or Patient Questionnaire responses are less than 100. N/A is shown where the base number of responses is less than 10 during the period. % is calculated as Quantity/Base number\*100

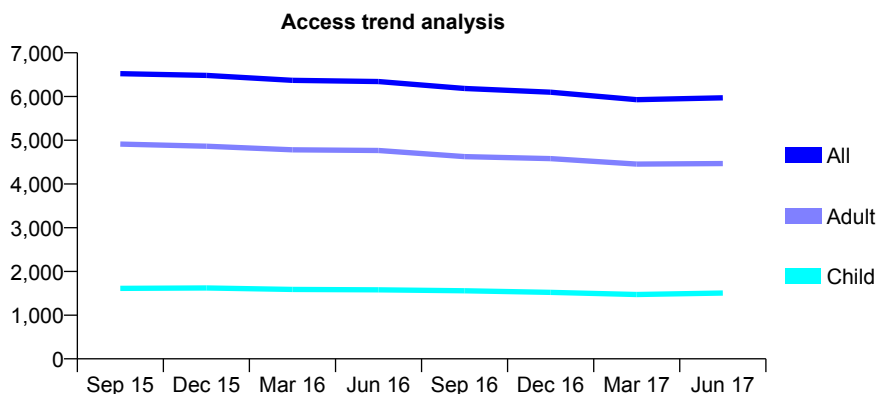
## Q70 - Vital Signs At a Glance Contract Report for 101435/0104 - June 2017

Name or company name	IDH Limited
Contract type name	GDS Contract
Purpose of contract	General
Contract start date	01/08/2008
Contract end date	

17/18 Contracted general activity (UDA)	18,500
Carry forward general activity (UDA)	0
17/18 Contracted orthodontic activity (UOA)	0
Carry forward orthodontic activity (UOA)	0
Baseline contract value	£449,603.05

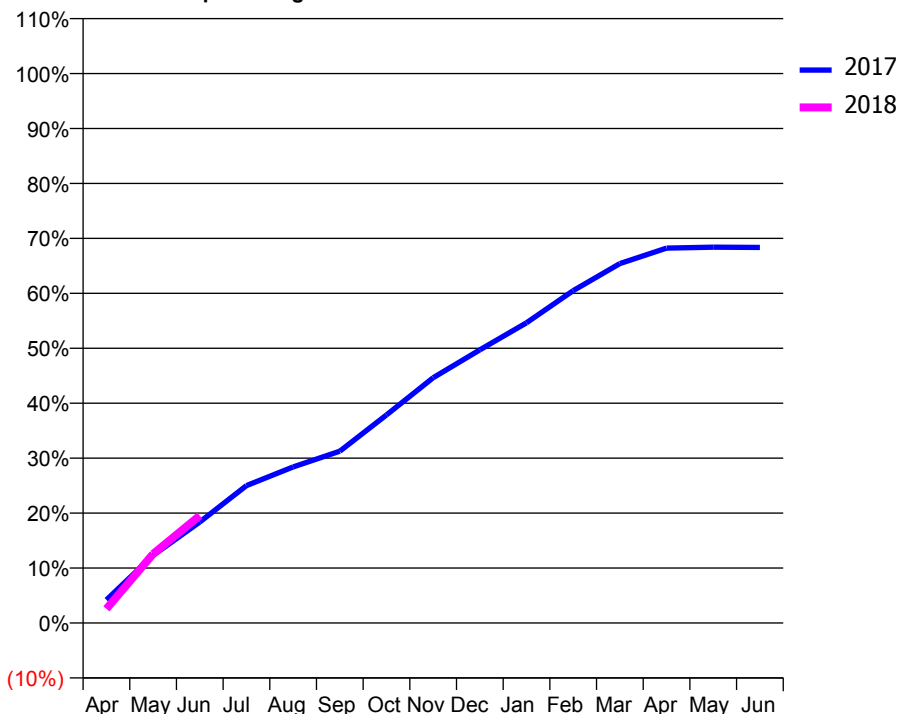
### ACCESS\*

Patients seen in 24 months	Total	Change since previous quarter
Quarter ending June 2016	6,344	
Quarter ending September 2016	6,183	↓
Quarter ending December 2016	6,100	↓
Quarter ending March 2017	5,927	↓
Quarter ending June 2017	5,971	→
<b>Variance since June 2016</b>	<b>(5.9%)</b>	<b>↓</b>



### ACTIVITY

Cumulative percentage of contracted UDA delivered 2017 & 2018



Adjusted Scheduled Activity (UDA)

Month	2017	2018
April	1,001	478
May	2,925	2,328
June	4,363	3,617
July	5,937	
August	6,744	
September	7,424	
October	8,993	
November	10,601	
December	11,805	
January	12,976	
February	14,365	
March	15,534	
April	16,204	
May	16,241	
June	16,230	

### QUALITY

	Quantity	Base Number	Contract	AT	Region	England
% of FP17s for the same patient ID Re-attending within 3 months - Children	19	474	4.0%	10.6%	11.6%	12.0%
% of FP17s for the same patient ID Re-attending within 3 months - Adults	107	1,296	8.3%	14.9%	15.9%	16.0%
% of FP17s for the same patient ID Re-attending between 3 & 9 months - Children	215	474	45.4%	59.9%	60.4%	58.0%
% of FP17s for the same patient ID Re-attending between 3 & 9 months - Adults	657	1,296	50.7%	52.2%	52.3%	50.9%
% of FP17s for Band 1 Urgent Courses	70	1,528	4.6%	10.0%	9.5%	9.1%
% of FP17s Relating to Free Repair or Replacements	13	1,528	0.9%	0.6%	0.7%	0.8%
% of FP17s Relating to Continuations	8	1,528	0.5%	1.1%	1.0%	1.1%
% of Patients satisfied with the dentistry they have received	5	5	N/A	93.1%	91.9%	91.7%
% of Patients satisfied with the time they had to wait for an appointment	5	5	N/A	87.9%	88.0%	88.0%

\* This is based on patients treated on this contract for their most recent course of treatment. Figures in italics indicate the base number of FP17s or Patient Questionnaire responses are less than 100. N/A is shown where the base number of responses is less than 10 during the period. % is calculated as Quantity/Base number\*100

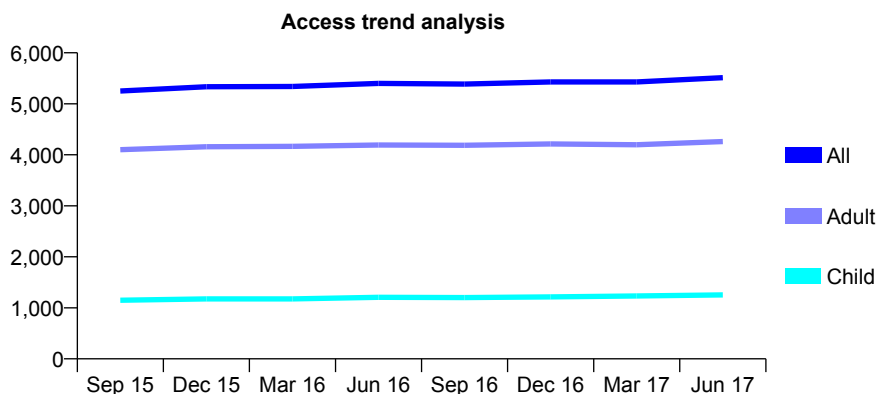
## Q70 - Vital Signs At a Glance Contract Report for 101435/0105 - June 2017

Name or company name	IDH Limited
Contract type name	GDS Contract
Purpose of contract	General
Contract start date	01/08/2008
Contract end date	

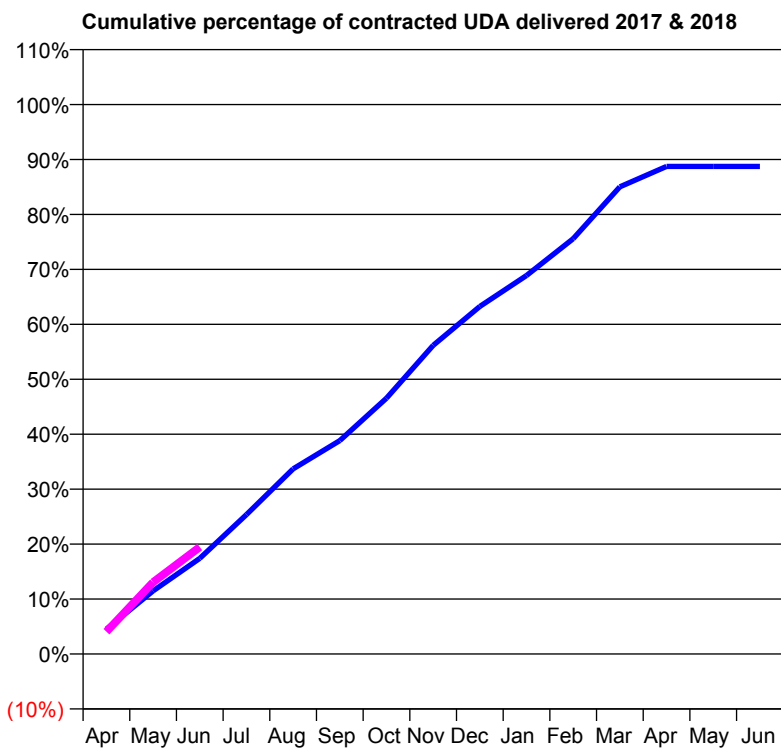
17/18 Contracted general activity (UDA)	13,500
Carry forward general activity (UDA)	0
17/18 Contracted orthodontic activity (UOA)	0
Carry forward orthodontic activity (UOA)	0
Baseline contract value	£323,084.42

### ACCESS\*

Patients seen in 24 months	Total	Change since previous quarter
Quarter ending June 2016	5,399	
Quarter ending September 2016	5,388	→
Quarter ending December 2016	5,428	→
Quarter ending March 2017	5,430	→
Quarter ending June 2017	5,513	→
<b>Variance since June 2016</b>	<b>2.1%</b>	<b>↑</b>



### ACTIVITY



Month	Adjusted Scheduled Activity (UDA)	
	2017	2018
April	679	548
May	1,723	1,765
June	2,611	2,628
July	3,807	
August	5,055	
September	5,824	
October	6,984	
November	8,426	
December	9,488	
January	10,333	
February	11,336	
March	12,754	
April	13,309	
May	13,309	
June	13,309	

### QUALITY

	Quantity	Base Number	Contract	AT	Region	England
% of FP17s for the same patient ID Re-attending within 3 months - Children	25	454	5.5%	10.6%	11.6%	12.0%
% of FP17s for the same patient ID Re-attending within 3 months - Adults	152	1,477	10.3%	14.9%	15.9%	16.0%
% of FP17s for the same patient ID Re-attending between 3 & 9 months - Children	283	454	62.3%	59.9%	60.4%	58.0%
% of FP17s for the same patient ID Re-attending between 3 & 9 months - Adults	852	1,477	57.7%	52.2%	52.3%	50.9%
% of FP17s for Band 1 Urgent Courses	127	1,643	7.7%	10.0%	9.5%	9.1%
% of FP17s Relating to Free Repair or Replacements	8	1,643	0.5%	0.6%	0.7%	0.8%
% of FP17s Relating to Continuations	11	1,643	0.7%	1.1%	1.0%	1.1%
% of Patients satisfied with the dentistry they have received	10	11	90.9%	93.1%	91.9%	91.7%
% of Patients satisfied with the time they had to wait for an appointment	9	11	81.8%	87.9%	88.0%	88.0%

\* This is based on patients treated on this contract for their most recent course of treatment. Figures in italics indicate the base number of FP17s or Patient Questionnaire responses are less than 100. N/A is shown where the base number of responses is less than 10 during the period. % is calculated as Quantity/Base number\*100

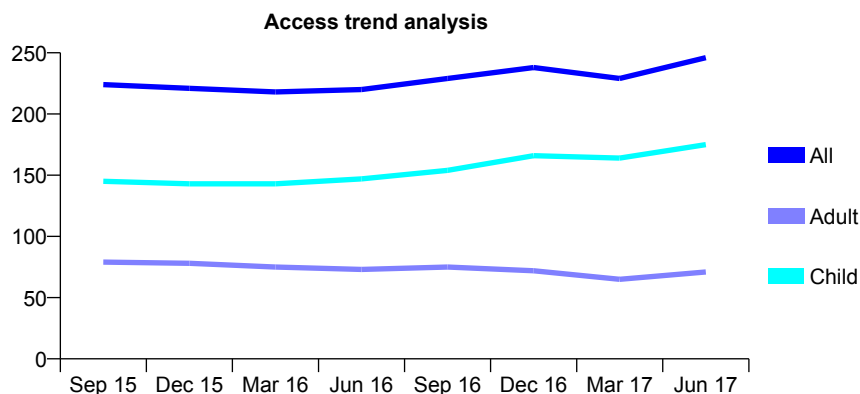
## Q70 - Vital Signs At a Glance Contract Report for 101680/0001 - June 2017

Name or company name	Mrs S Robinson
Contract type name	GDS Contract
Purpose of contract	General
Contract start date	01/09/2012
Contract end date	

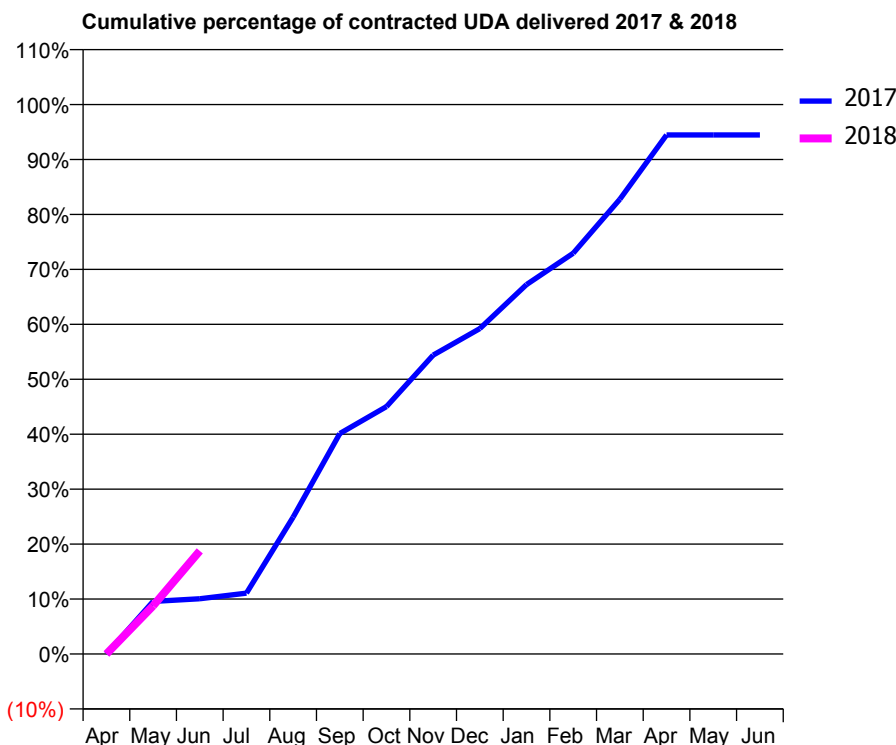
17/18 Contracted general activity (UDA)	600
Carry forward general activity (UDA)	0
17/18 Contracted orthodontic activity (UOA)	0
Carry forward orthodontic activity (UOA)	0
Baseline contract value	£12,980.77

### ACCESS\*

Patients seen in 24 months	Total	Change since previous quarter
Quarter ending June 2016	220	
Quarter ending September 2016	229	↑
Quarter ending December 2016	238	↑
Quarter ending March 2017	229	↓
Quarter ending June 2017	246	↑
<b>Variance since June 2016</b>	<b>11.8%</b>	<b>↑</b>



### ACTIVITY



Month	Adjusted Scheduled Activity (UDA)	
	2017	2018
April	0	0
May	57	53
June	60	113
July	66	
August	149	
September	241	
October	270	
November	326	
December	355	
January	403	
February	438	
March	497	
April	567	
May	567	
June	567	

### QUALITY

	Quantity	Base Number	Contract	AT	Region	England
% of FP17s for the same patient ID Re-attending within 3 months - Children	12	95	12.6%	10.6%	11.6%	12.0%
% of FP17s for the same patient ID Re-attending within 3 months - Adults	2	26	7.7%	14.9%	15.9%	16.0%
% of FP17s for the same patient ID Re-attending between 3 & 9 months - Children	57	95	60.0%	59.9%	60.4%	58.0%
% of FP17s for the same patient ID Re-attending between 3 & 9 months - Adults	13	26	50.0%	52.2%	52.3%	50.9%
% of FP17s for Band 1 Urgent Courses	3	82	3.7%	10.0%	9.5%	9.1%
% of FP17s Relating to Free Repair or Replacements	0	82	0.0%	0.6%	0.7%	0.8%
% of FP17s Relating to Continuations	0	82	0.0%	1.1%	1.0%	1.1%
% of Patients satisfied with the dentistry they have received	1	1	N/A	93.1%	91.9%	91.7%
% of Patients satisfied with the time they had to wait for an appointment	1	1	N/A	87.9%	88.0%	88.0%

\* This is based on patients treated on this contract for their most recent course of treatment. Figures in italics indicate the base number of FP17s or Patient Questionnaire responses are less than 100. N/A is shown where the base number of responses is less than 10 during the period. % is calculated as Quantity/Base number\*100



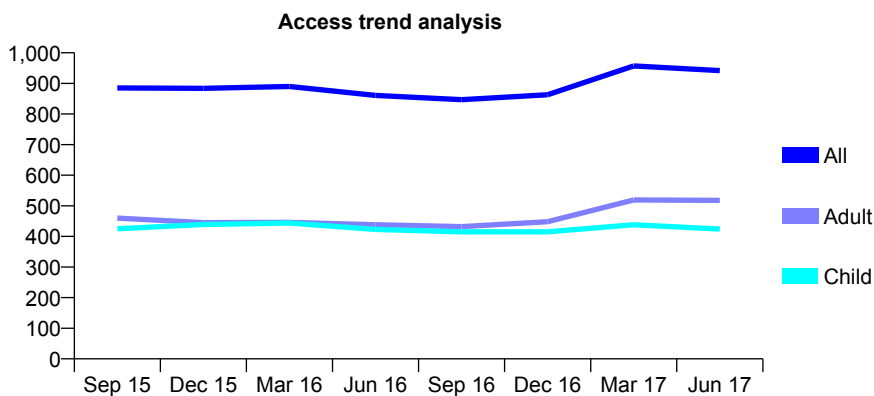
## Q70 - Vital Signs At a Glance Contract Report for 101923/0001 - June 2017

Name or company name	Bounty Road Dental Practice Partnership
Contract type name	GDS Contract
Purpose of contract	General
Contract start date	01/04/2009
Contract end date	

17/18 Contracted general activity (UDA)	3,000
Carry forward general activity (UDA)	0
17/18 Contracted orthodontic activity (UOA)	0
Carry forward orthodontic activity (UOA)	0
Baseline contract value	£65,076.78

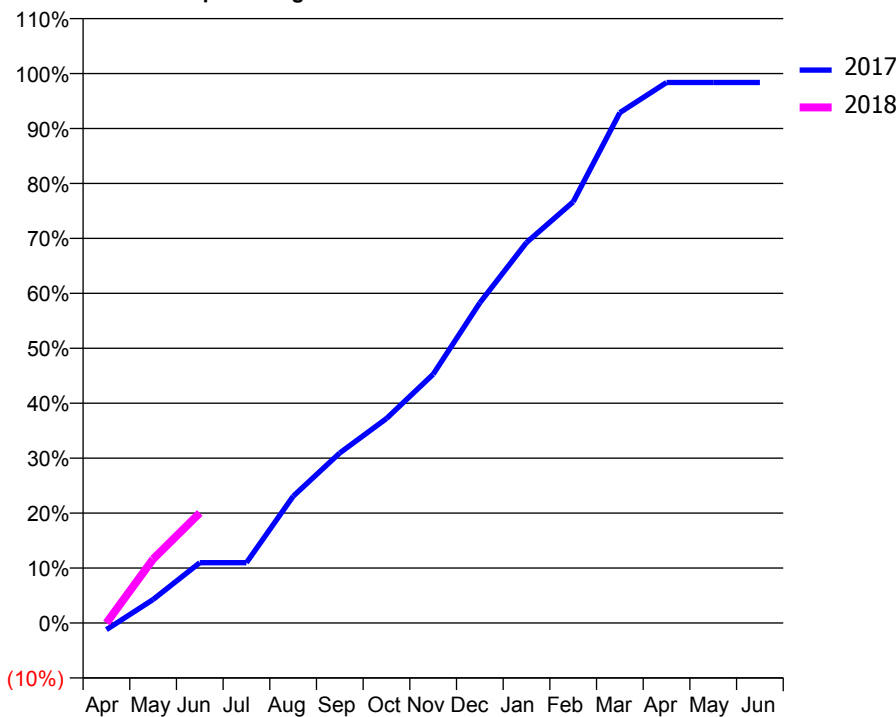
### ACCESS\*

Patients seen in 24 months	Total	Change since previous quarter
Quarter ending June 2016	861	
Quarter ending September 2016	847	↓
Quarter ending December 2016	863	→
Quarter ending March 2017	957	↑
Quarter ending June 2017	942	↓
<b>Variance since June 2016</b>	<b>9.4%</b>	<b>↑</b>



### ACTIVITY

Cumulative percentage of contracted UDA delivered 2017 & 2018



Adjusted Scheduled Activity (UDA)

Month	2017	2018
April	-37	0
May	129	349
June	329	601
July	329	
August	692	
September	929	
October	1,117	
November	1,358	
December	1,748	
January	2,077	
February	2,300	
March	2,786	
April	2,951	
May	2,951	
June	2,951	

### QUALITY

	Quantity	Base Number	Contract	AT	Region	England
% of FP17s for the same patient ID Re-attending within 3 months - Children	10	162	6.2%	10.6%	11.6%	12.0%
% of FP17s for the same patient ID Re-attending within 3 months - Adults	36	158	22.8%	14.9%	15.9%	16.0%
% of FP17s for the same patient ID Re-attending between 3 & 9 months - Children	109	162	67.3%	59.9%	60.4%	58.0%
% of FP17s for the same patient ID Re-attending between 3 & 9 months - Adults	76	158	48.1%	52.2%	52.3%	50.9%
% of FP17s for Band 1 Urgent Courses	25	255	9.8%	10.0%	9.5%	9.1%
% of FP17s Relating to Free Repair or Replacements	0	255	0.0%	0.6%	0.7%	0.8%
% of FP17s Relating to Continuations	9	255	3.5%	1.1%	1.0%	1.1%
% of Patients satisfied with the dentistry they have received	6	6	N/A	93.1%	91.9%	91.7%
% of Patients satisfied with the time they had to wait for an appointment	6	6	N/A	87.9%	88.0%	88.0%

\* This is based on patients treated on this contract for their most recent course of treatment. Figures in italics indicate the base number of FP17s or Patient Questionnaire responses are less than 100. N/A is shown where the base number of responses is less than 10 during the period. % is calculated as Quantity/Base number\*100

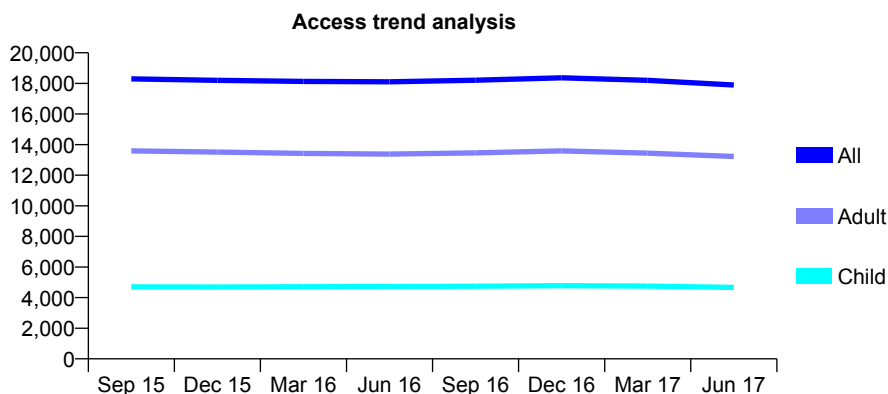
## Q70 - Vital Signs At a Glance Contract Report for 102482/0001 - June 2017

Name or company name	Marlfield Saint James Partnership
Contract type name	GDS Contract
Purpose of contract	General
Contract start date	01/04/2011
Contract end date	

17/18 Contracted general activity (UDA)	45,758
Carry forward general activity (UDA)	0
17/18 Contracted orthodontic activity (UOA)	0
Carry forward orthodontic activity (UOA)	0
Baseline contract value	£1,473,661.32

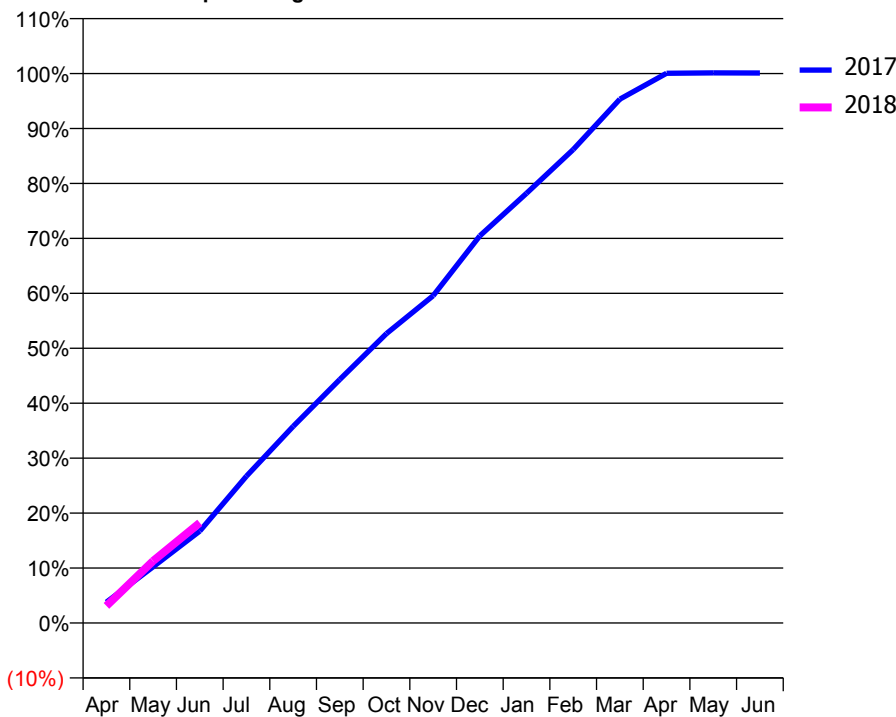
### ACCESS\*

Patients seen in 24 months	Total	Change since previous quarter
Quarter ending June 2016	18,107	
Quarter ending September 2016	18,206	→
Quarter ending December 2016	18,369	→
Quarter ending March 2017	18,197	→
Quarter ending June 2017	17,896	↓
<b>Variance since June 2016</b>	<b>(1.2%)</b>	<b>↓</b>



### ACTIVITY

Cumulative percentage of contracted UDA delivered 2017 & 2018



Month	Adjusted Scheduled Activity (UDA)	
	2017	2018
April	1,732	1,432
May	4,675	5,172
June	7,659	8,347
July	12,228	
August	16,368	
September	20,282	
October	24,097	
November	27,258	
December	32,236	
January	35,782	
February	39,426	
March	43,625	
April	45,778	
May	45,805	
June	45,804	

### QUALITY

	Quantity	Base Number	Contract	AT	Region	England
% of FP17s for the same patient ID Re-attending within 3 months - Children	112	1,733	6.5%	10.6%	11.6%	12.0%
% of FP17s for the same patient ID Re-attending within 3 months - Adults	553	4,627	12.0%	14.9%	15.9%	16.0%
% of FP17s for the same patient ID Re-attending between 3 & 9 months - Children	1,241	1,733	71.6%	59.9%	60.4%	58.0%
% of FP17s for the same patient ID Re-attending between 3 & 9 months - Adults	3,145	4,627	68.0%	52.2%	52.3%	50.9%
% of FP17s for Band 1 Urgent Courses	331	5,159	6.4%	10.0%	9.5%	9.1%
% of FP17s Relating to Free Repair or Replacements	24	5,159	0.5%	0.6%	0.7%	0.8%
% of FP17s Relating to Continuations	15	5,159	0.3%	1.1%	1.0%	1.1%
% of Patients satisfied with the dentistry they have received	45	45	100.0%	93.1%	91.9%	91.7%
% of Patients satisfied with the time they had to wait for an appointment	42	45	93.3%	87.9%	88.0%	88.0%

\* This is based on patients treated on this contract for their most recent course of treatment. Figures in italics indicate the base number of FP17s or Patient Questionnaire responses are less than 100. N/A is shown where the base number of responses is less than 10 during the period. % is calculated as Quantity/Base number\*100

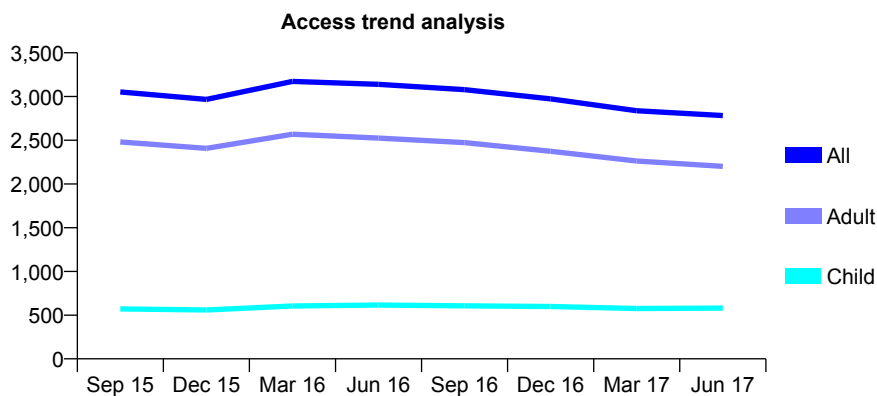
## Q70 - Vital Signs At a Glance Contract Report for 102571/0001 - June 2017

Name or company name	Dr R Mihoc
Contract type name	GDS Contract
Purpose of contract	General
Contract start date	01/07/2010
Contract end date	

17/18 Contracted general activity (UDA)	6,421
Carry forward general activity (UDA)	0
17/18 Contracted orthodontic activity (UOA)	0
Carry forward orthodontic activity (UOA)	0
Baseline contract value	£136,758.75

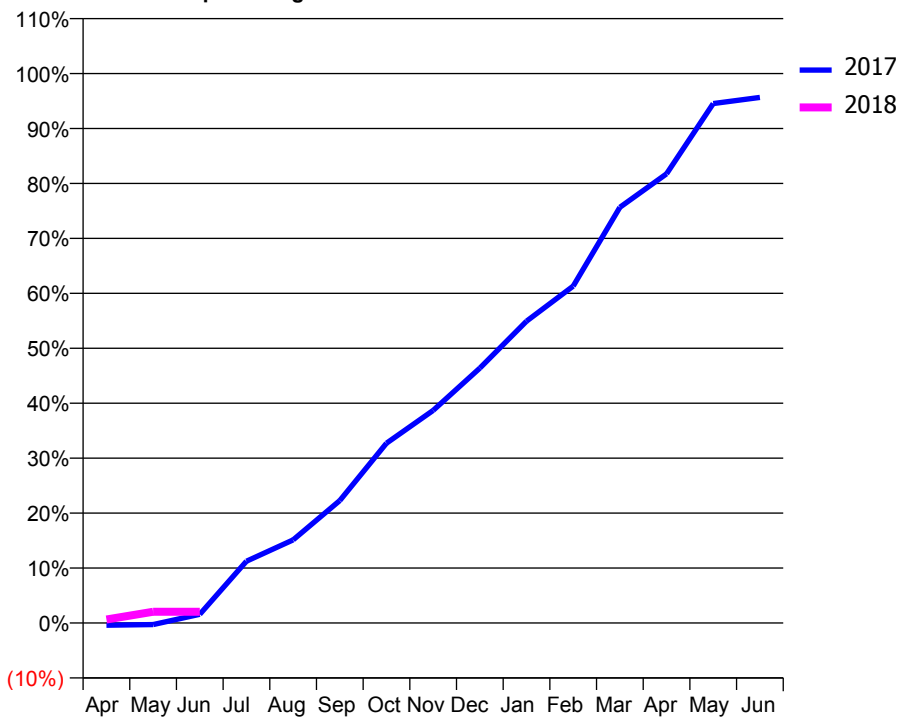
### ACCESS\*

Patients seen in 24 months	Total	Change since previous quarter
Quarter ending June 2016	3,140	
Quarter ending September 2016	3,079	↓
Quarter ending December 2016	2,973	↓
Quarter ending March 2017	2,838	↓
Quarter ending June 2017	2,782	↓
<b>Variance since June 2016</b>	<b>(11.4%)</b>	<b>↓</b>



### ACTIVITY

Cumulative percentage of contracted UDA delivered 2017 & 2018



Adjusted Scheduled Activity (UDA)

Month	2017	2018
April	-28	42
May	-19	132
June	102	132
July	722	
August	972	
September	1,431	
October	2,101	
November	2,484	
December	2,979	
January	3,526	
February	3,937	
March	4,858	
April	5,248	
May	6,070	
June	6,142	

### QUALITY

	Quantity	Base Number	Contract	AT	Region	England
% of FP17s for the same patient ID Re-attending within 3 months - Children	2	76	2.6%	10.6%	11.6%	12.0%
% of FP17s for the same patient ID Re-attending within 3 months - Adults	11	366	3.0%	14.9%	15.9%	16.0%
% of FP17s for the same patient ID Re-attending between 3 & 9 months - Children	37	76	48.7%	59.9%	60.4%	58.0%
% of FP17s for the same patient ID Re-attending between 3 & 9 months - Adults	173	366	47.3%	52.2%	52.3%	50.9%
% of FP17s for Band 1 Urgent Courses	0	48	0.0%	10.0%	9.5%	9.1%
% of FP17s Relating to Free Repair or Replacements	0	48	0.0%	0.6%	0.7%	0.8%
% of FP17s Relating to Continuations	0	48	0.0%	1.1%	1.0%	1.1%
% of Patients satisfied with the dentistry they have received	2	3	N/A	93.1%	91.9%	91.7%
% of Patients satisfied with the time they had to wait for an appointment	3	3	N/A	87.9%	88.0%	88.0%

\* This is based on patients treated on this contract for their most recent course of treatment. Figures in italics indicate the base number of FP17s or Patient Questionnaire responses are less than 100. N/A is shown where the base number of responses is less than 10 during the period. % is calculated as Quantity/Base number\*100

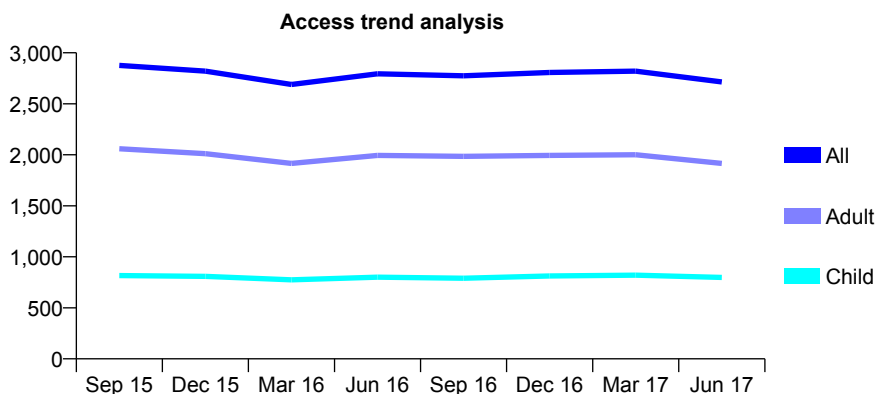
## Q70 - Vital Signs At a Glance Contract Report for 103187/0001 - June 2017

Name or company name	Southsea Dental Care Ltd
Contract type name	GDS Contract
Purpose of contract	General
Contract start date	01/07/2008
Contract end date	

17/18 Contracted general activity (UDA)	13,737
Carry forward general activity (UDA)	0
17/18 Contracted orthodontic activity (UOA)	0
Carry forward orthodontic activity (UOA)	0
Baseline contract value	£323,478.18

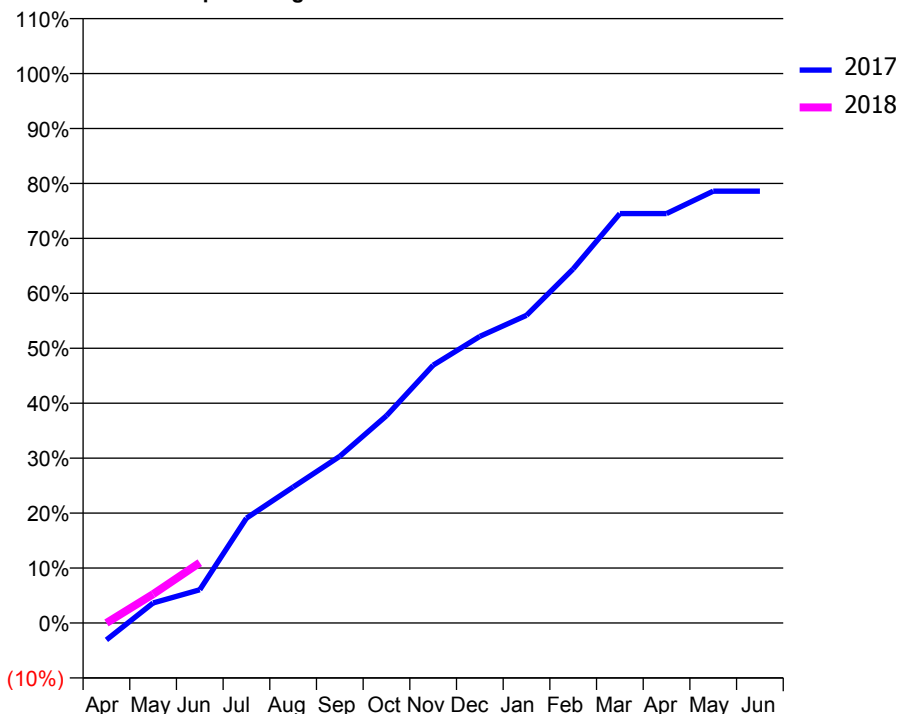
### ACCESS\*

Patients seen in 24 months	Total	Change since previous quarter
Quarter ending June 2016	2,794	
Quarter ending September 2016	2,775	→
Quarter ending December 2016	2,807	→
Quarter ending March 2017	2,820	→
Quarter ending June 2017	2,714	↓
<b>Variance since June 2016</b>	<b>(2.9%)</b>	<b>↓</b>



### ACTIVITY

Cumulative percentage of contracted UDA delivered 2017 & 2018



Month	Adjusted Scheduled Activity (UDA)	
	2017	2018
April	-426	0
May	502	721
June	830	1,507
July	2,622	
August	3,398	
September	4,169	
October	5,181	
November	6,446	
December	7,165	
January	7,693	
February	8,853	
March	10,235	
April	10,235	
May	10,795	
June	10,795	

### QUALITY

	Quantity	Base Number	Contract	AT	Region	England
% of FP17s for the same patient ID Re-attending within 3 months - Children	13	170	7.6%	10.6%	11.6%	12.0%
% of FP17s for the same patient ID Re-attending within 3 months - Adults	61	397	15.4%	14.9%	15.9%	16.0%
% of FP17s for the same patient ID Re-attending between 3 & 9 months - Children	74	170	43.5%	59.9%	60.4%	58.0%
% of FP17s for the same patient ID Re-attending between 3 & 9 months - Adults	201	397	50.6%	52.2%	52.3%	50.9%
% of FP17s for Band 1 Urgent Courses	67	446	15.0%	10.0%	9.5%	9.1%
% of FP17s Relating to Free Repair or Replacements	8	446	1.8%	0.6%	0.7%	0.8%
% of FP17s Relating to Continuations	4	446	0.9%	1.1%	1.0%	1.1%
% of Patients satisfied with the dentistry they have received	3	3	N/A	93.1%	91.9%	91.7%
% of Patients satisfied with the time they had to wait for an appointment	3	3	N/A	87.9%	88.0%	88.0%

\* This is based on patients treated on this contract for their most recent course of treatment. Figures in italics indicate the base number of FP17s or Patient Questionnaire responses are less than 100. N/A is shown where the base number of responses is less than 10 during the period. % is calculated as Quantity/Base number\*100

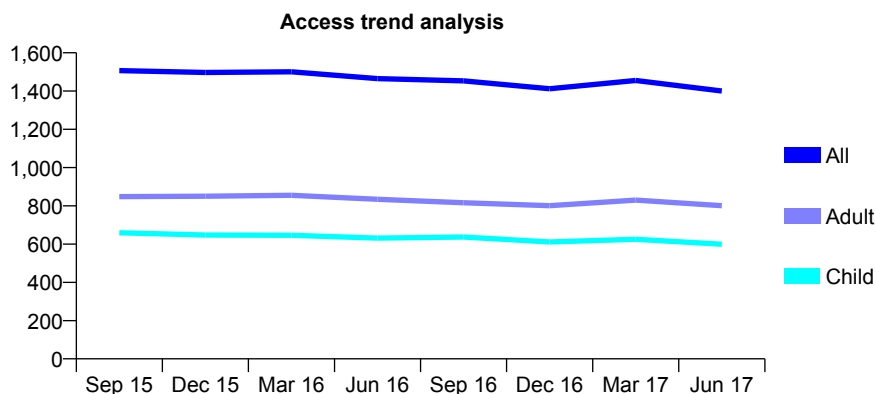
## Q70 - Vital Signs At a Glance Contract Report for 103608/0001 - June 2017

Name or company name	Aaron Campbell
Contract type name	GDS Contract
Purpose of contract	General
Contract start date	01/09/2011
Contract end date	

17/18 Contracted general activity (UDA)	3,900
Carry forward general activity (UDA)	0
17/18 Contracted orthodontic activity (UOA)	0
Carry forward orthodontic activity (UOA)	0
Baseline contract value	£102,505.81

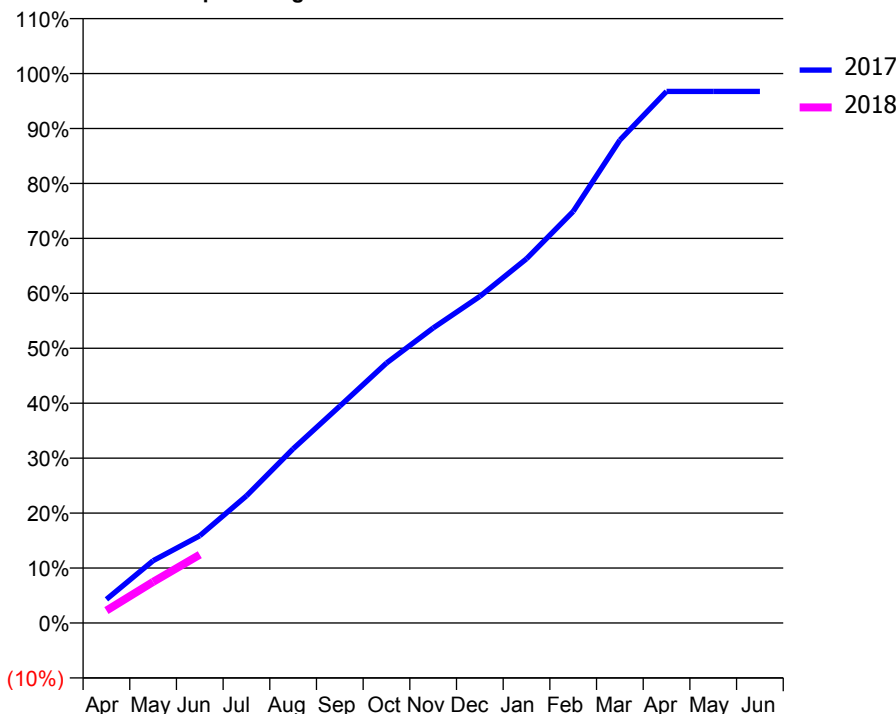
### ACCESS\*

Patients seen in 24 months	Total	Change since previous quarter
Quarter ending June 2016	1,465	
Quarter ending September 2016	1,453	→
Quarter ending December 2016	1,412	↓
Quarter ending March 2017	1,455	↑
Quarter ending June 2017	1,400	↓
<b>Variance since June 2016</b>	<b>(4.4%)</b>	<b>↓</b>



### ACTIVITY

Cumulative percentage of contracted UDA delivered 2017 & 2018



Adjusted Scheduled Activity (UDA)

Month	2017	2018
April	168	88
May	442	292
June	619	485
July	903	
August	1,237	
September	1,539	
October	1,845	
November	2,094	
December	2,319	
January	2,585	
February	2,921	
March	3,427	
April	3,772	
May	3,772	
June	3,772	

### QUALITY

	Quantity	Base Number	Contract	AT	Region	England
% of FP17s for the same patient ID Re-attending within 3 months - Children	9	203	4.4%	10.6%	11.6%	12.0%
% of FP17s for the same patient ID Re-attending within 3 months - Adults	27	223	12.1%	14.9%	15.9%	16.0%
% of FP17s for the same patient ID Re-attending between 3 & 9 months - Children	125	203	61.6%	59.9%	60.4%	58.0%
% of FP17s for the same patient ID Re-attending between 3 & 9 months - Adults	134	223	60.1%	52.2%	52.3%	50.9%
% of FP17s for Band 1 Urgent Courses	15	306	4.9%	10.0%	9.5%	9.1%
% of FP17s Relating to Free Repair or Replacements	0	306	0.0%	0.6%	0.7%	0.8%
% of FP17s Relating to Continuations	2	306	0.7%	1.1%	1.0%	1.1%
% of Patients satisfied with the dentistry they have received	2	2	N/A	93.1%	91.9%	91.7%
% of Patients satisfied with the time they had to wait for an appointment	2	2	N/A	87.9%	88.0%	88.0%

\* This is based on patients treated on this contract for their most recent course of treatment. Figures in italics indicate the base number of FP17s or Patient Questionnaire responses are less than 100. N/A is shown where the base number of responses is less than 10 during the period. % is calculated as Quantity/Base number\*100

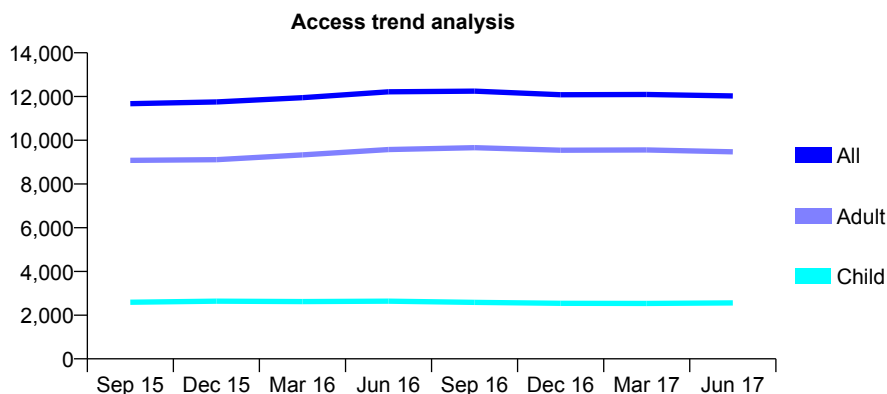
## Q70 - Vital Signs At a Glance Contract Report for 105414/0001 - June 2017

Name or company name	First Choice Dental Limited
Contract type name	GDS Contract
Purpose of contract	General
Contract start date	01/04/2006
Contract end date	

17/18 Contracted general activity (UDA)	41,208
Carry forward general activity (UDA)	0
17/18 Contracted orthodontic activity (UOA)	0
Carry forward orthodontic activity (UOA)	0
Baseline contract value	£1,318,462.03

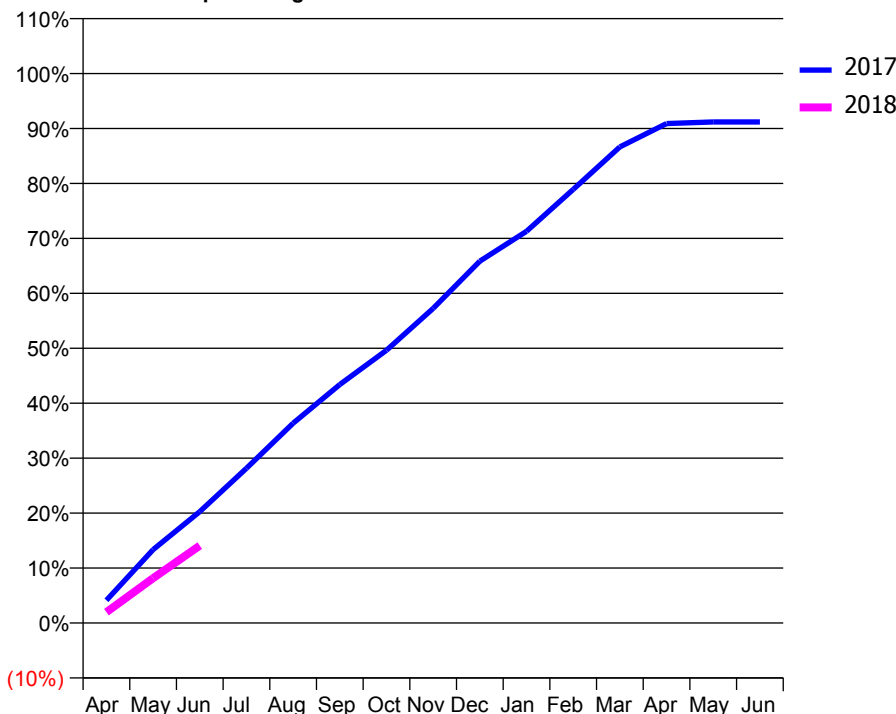
### ACCESS\*

Patients seen in 24 months	Total	Change since previous quarter
Quarter ending June 2016	12,218	
Quarter ending September 2016	12,246	→
Quarter ending December 2016	12,083	↓
Quarter ending March 2017	12,094	→
Quarter ending June 2017	12,029	→
<b>Variance since June 2016</b>	<b>(1.5%)</b>	<b>↓</b>



### ACTIVITY

Cumulative percentage of contracted UDA delivered 2017 & 2018



Month	Adjusted Scheduled Activity (UDA)	
	2017	2018
April	1,700	811
May	5,508	3,366
June	8,352	5,803
July	11,603	
August	14,982	
September	17,887	
October	20,457	
November	23,592	
December	27,138	
January	29,377	
February	32,514	
March	35,701	
April	37,458	
May	37,575	
June	37,575	

### QUALITY

	Quantity	Base Number	Contract	AT	Region	England
% of FP17s for the same patient ID Re-attending within 3 months - Children	44	829	5.3%	10.6%	11.6%	12.0%
% of FP17s for the same patient ID Re-attending within 3 months - Adults	370	2,604	14.2%	14.9%	15.9%	16.0%
% of FP17s for the same patient ID Re-attending between 3 & 9 months - Children	417	829	50.3%	59.9%	60.4%	58.0%
% of FP17s for the same patient ID Re-attending between 3 & 9 months - Adults	1,152	2,604	44.2%	52.2%	52.3%	50.9%
% of FP17s for Band 1 Urgent Courses	190	2,632	7.2%	10.0%	9.5%	9.1%
% of FP17s Relating to Free Repair or Replacements	22	2,632	0.8%	0.6%	0.7%	0.8%
% of FP17s Relating to Continuations	48	2,632	1.8%	1.1%	1.0%	1.1%
% of Patients satisfied with the dentistry they have received	16	17	94.1%	93.1%	91.9%	91.7%
% of Patients satisfied with the time they had to wait for an appointment	14	17	82.4%	87.9%	88.0%	88.0%

\* This is based on patients treated on this contract for their most recent course of treatment. Figures in italics indicate the base number of FP17s or Patient Questionnaire responses are less than 100. N/A is shown where the base number of responses is less than 10 during the period. % is calculated as Quantity/Base number\*100

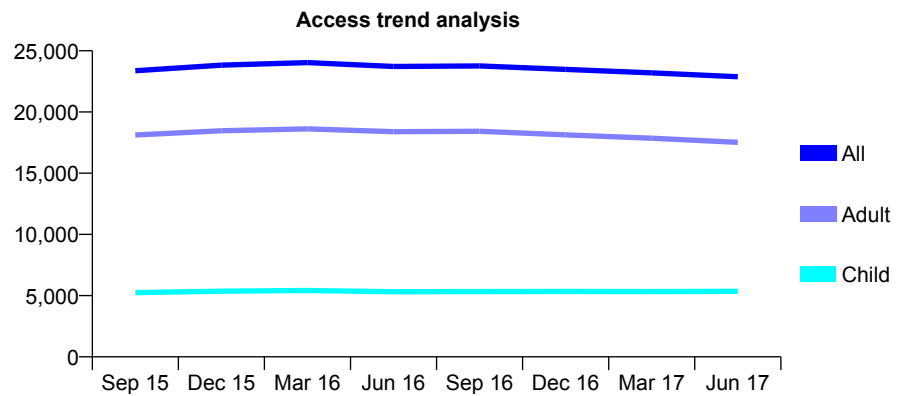
## Q70 - Vital Signs At a Glance Contract Report for 105414/0006 - June 2017

Name or company name	First Choice Dental Limited
Contract type name	GDS Contract
Purpose of contract	General
Contract start date	02/04/2006
Contract end date	

17/18 Contracted general activity (UDA)	63,565
Carry forward general activity (UDA)	0
17/18 Contracted orthodontic activity (UOA)	0
Carry forward orthodontic activity (UOA)	0
Baseline contract value	£2,007,556.71

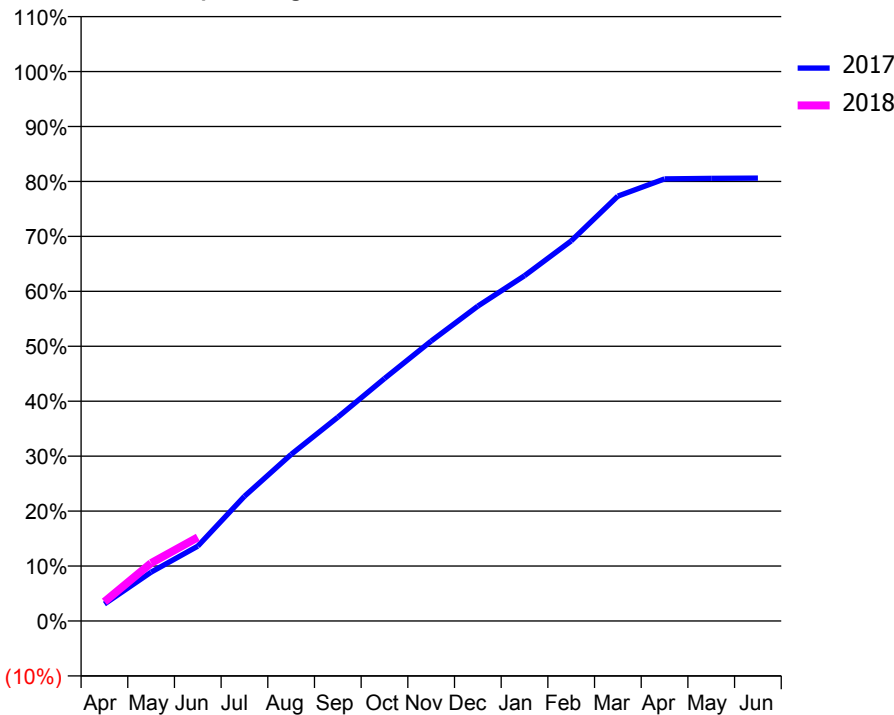
### ACCESS\*

Patients seen in 24 months	Total	Change since previous quarter
Quarter ending June 2016	23,717	
Quarter ending September 2016	23,763	→
Quarter ending December 2016	23,478	↓
Quarter ending March 2017	23,197	↓
Quarter ending June 2017	22,882	↓
<b>Variance since June 2016</b>	<b>(3.5%)</b>	<b>↓</b>



### ACTIVITY

Cumulative percentage of contracted UDA delivered 2017 & 2018



Month	Adjusted Scheduled Activity (UDA)	
	2017	2018
April	2,151	2,228
May	6,159	6,710
June	9,437	9,683
July	15,729	
August	21,008	
September	25,714	
October	30,591	
November	35,319	
December	39,719	
January	43,544	
February	47,935	
March	53,590	
April	55,763	
May	55,823	
June	55,858	

### QUALITY

	Quantity	Base Number	Contract	AT	Region	England
% of FP17s for the same patient ID Re-attending within 3 months - Children	69	1,337	5.2%	10.6%	11.6%	12.0%
% of FP17s for the same patient ID Re-attending within 3 months - Adults	377	4,000	9.4%	14.9%	15.9%	16.0%
% of FP17s for the same patient ID Re-attending between 3 & 9 months - Children	654	1,337	48.9%	59.9%	60.4%	58.0%
% of FP17s for the same patient ID Re-attending between 3 & 9 months - Adults	1,864	4,000	46.6%	52.2%	52.3%	50.9%
% of FP17s for Band 1 Urgent Courses	266	4,319	6.2%	10.0%	9.5%	9.1%
% of FP17s Relating to Free Repair or Replacements	10	4,319	0.2%	0.6%	0.7%	0.8%
% of FP17s Relating to Continuations	54	4,319	1.3%	1.1%	1.0%	1.1%
% of Patients satisfied with the dentistry they have received	22	22	100.0%	93.1%	91.9%	91.7%
% of Patients satisfied with the time they had to wait for an appointment	20	22	90.9%	87.9%	88.0%	88.0%

\* This is based on patients treated on this contract for their most recent course of treatment. Figures in italics indicate the base number of FP17s or Patient Questionnaire responses are less than 100. N/A is shown where the base number of responses is less than 10 during the period. % is calculated as Quantity/Base number\*100

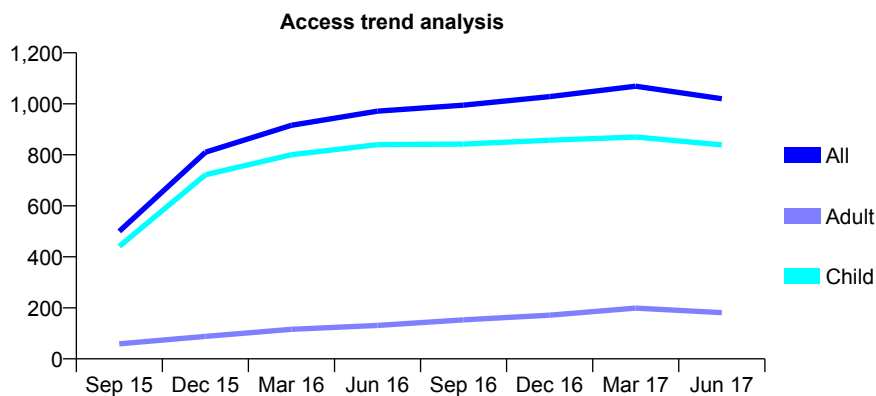
## Q70 - Vital Signs At a Glance Contract Report for 106488/0001 - June 2017

Name or company name	Solent House Dental Centre
Contract type name	GDS Contract
Purpose of contract	General
Contract start date	01/04/2015
Contract end date	

17/18 Contracted general activity (UDA)	1,991
Carry forward general activity (UDA)	0
17/18 Contracted orthodontic activity (UOA)	0
Carry forward orthodontic activity (UOA)	0
Baseline contract value	£51,883.88

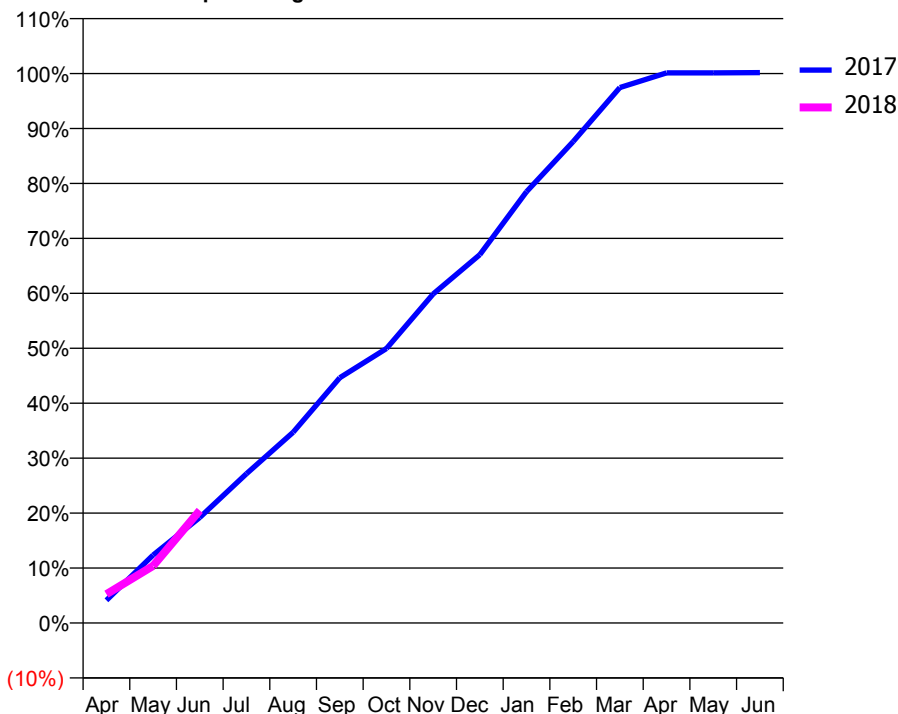
### ACCESS\*

Patients seen in 24 months	Total	Change since previous quarter
Quarter ending June 2016	971	
Quarter ending September 2016	995	↑
Quarter ending December 2016	1,028	↑
Quarter ending March 2017	1,069	↑
Quarter ending June 2017	1,020	↓
<b>Variance since June 2016</b>	<b>5.0%</b>	<b>↑</b>



### ACTIVITY

Cumulative percentage of contracted UDA delivered 2017 & 2018



Month	Adjusted Scheduled Activity (UDA)	
	2017	2018
April	82	104
May	246	207
June	383	408
July	541	
August	691	
September	889	
October	995	
November	1,192	
December	1,335	
January	1,563	
February	1,745	
March	1,940	
April	1,993	
May	1,993	
June	1,994	

### QUALITY

	Quantity	Base Number	Contract	AT	Region	England
% of FP17s for the same patient ID Re-attending within 3 months - Children	17	320	5.3%	10.6%	11.6%	12.0%
% of FP17s for the same patient ID Re-attending within 3 months - Adults	2	26	7.7%	14.9%	15.9%	16.0%
% of FP17s for the same patient ID Re-attending between 3 & 9 months - Children	246	320	76.9%	59.9%	60.4%	58.0%
% of FP17s for the same patient ID Re-attending between 3 & 9 months - Adults	18	26	69.2%	52.2%	52.3%	50.9%
% of FP17s for Band 1 Urgent Courses	11	313	3.5%	10.0%	9.5%	9.1%
% of FP17s Relating to Free Repair or Replacements	0	313	0.0%	0.6%	0.7%	0.8%
% of FP17s Relating to Continuations	0	313	0.0%	1.1%	1.0%	1.1%
% of Patients satisfied with the dentistry they have received	0	0	N/A	93.1%	91.9%	91.7%
% of Patients satisfied with the time they had to wait for an appointment	0	0	N/A	87.9%	88.0%	88.0%

\* This is based on patients treated on this contract for their most recent course of treatment. Figures in italics indicate the base number of FP17s or Patient Questionnaire responses are less than 100. N/A is shown where the base number of responses is less than 10 during the period. % is calculated as Quantity/Base number\*100



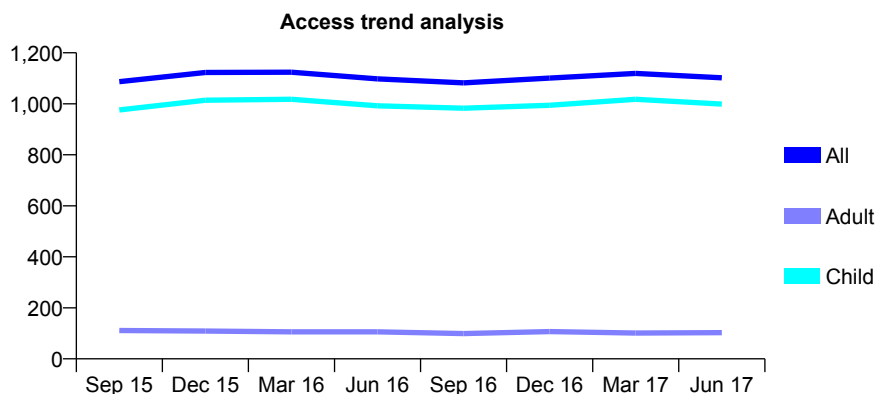
## Q70 - Vital Signs At a Glance Contract Report for 106615/0001 - June 2017

Name or company name	Westphal & Srinivasan
Contract type name	GDS Contract
Purpose of contract	General
Contract start date	01/03/2012
Contract end date	

17/18 Contracted general activity (UDA)	3,136
Carry forward general activity (UDA)	0
17/18 Contracted orthodontic activity (UOA)	0
Carry forward orthodontic activity (UOA)	0
Baseline contract value	£90,144.31

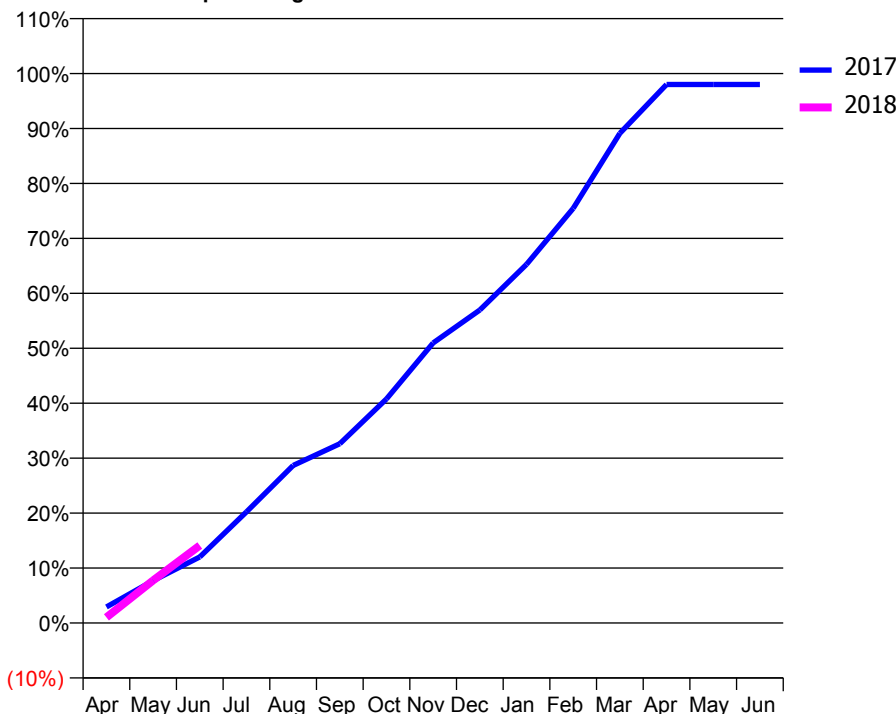
### ACCESS\*

Patients seen in 24 months	Total	Change since previous quarter
Quarter ending June 2016	1,098	
Quarter ending September 2016	1,082	↓
Quarter ending December 2016	1,101	→
Quarter ending March 2017	1,119	→
Quarter ending June 2017	1,102	↓
<b>Variance since June 2016</b>	<b>0.4%</b>	<b>→</b>



### ACTIVITY

Cumulative percentage of contracted UDA delivered 2017 & 2018



Adjusted Scheduled Activity (UDA)

Month	2017	2018
April	92	32
May	241	243
June	377	443
July	634	
August	899	
September	1,023	
October	1,279	
November	1,599	
December	1,786	
January	2,046	
February	2,367	
March	2,795	
April	3,073	
May	3,073	
June	3,073	

### QUALITY

	Quantity	Base Number	Contract	AT	Region	England
% of FP17s for the same patient ID Re-attending within 3 months - Children	47	397	11.8%	10.6%	11.6%	12.0%
% of FP17s for the same patient ID Re-attending within 3 months - Adults	0	0	N/A	14.9%	15.9%	16.0%
% of FP17s for the same patient ID Re-attending between 3 & 9 months - Children	271	397	68.3%	59.9%	60.4%	58.0%
% of FP17s for the same patient ID Re-attending between 3 & 9 months - Adults	0	0	N/A	52.2%	52.3%	50.9%
% of FP17s for Band 1 Urgent Courses	3	269	1.1%	10.0%	9.5%	9.1%
% of FP17s Relating to Free Repair or Replacements	0	269	0.0%	0.6%	0.7%	0.8%
% of FP17s Relating to Continuations	4	269	1.5%	1.1%	1.0%	1.1%
% of Patients satisfied with the dentistry they have received	1	1	N/A	93.1%	91.9%	91.7%
% of Patients satisfied with the time they had to wait for an appointment	1	1	N/A	87.9%	88.0%	88.0%

\* This is based on patients treated on this contract for their most recent course of treatment. Figures in italics indicate the base number of FP17s or Patient Questionnaire responses are less than 100. N/A is shown where the base number of responses is less than 10 during the period. % is calculated as Quantity/Base number\*100

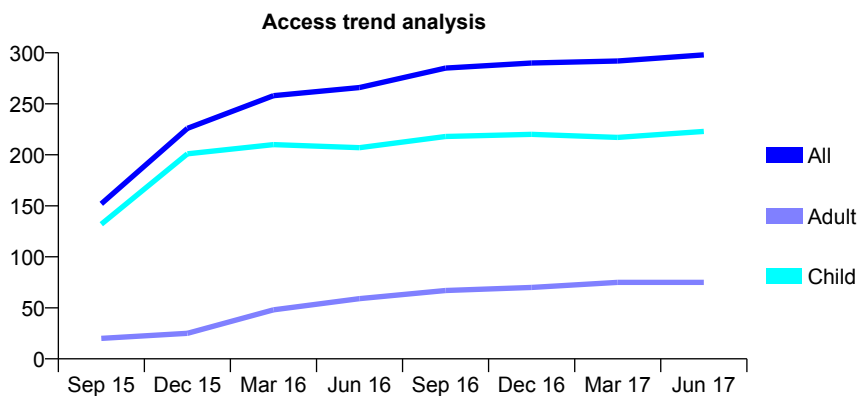
## Q70 - Vital Signs At a Glance Contract Report for 106763/0001 - June 2017

Name or company name	The Dental Centre Cowplain Ltd
Contract type name	GDS Contract
Purpose of contract	General
Contract start date	01/05/2015
Contract end date	

17/18 Contracted general activity (UDA)	700
Carry forward general activity (UDA)	0
17/18 Contracted orthodontic activity (UOA)	0
Carry forward orthodontic activity (UOA)	0
Baseline contract value	£15,974.69

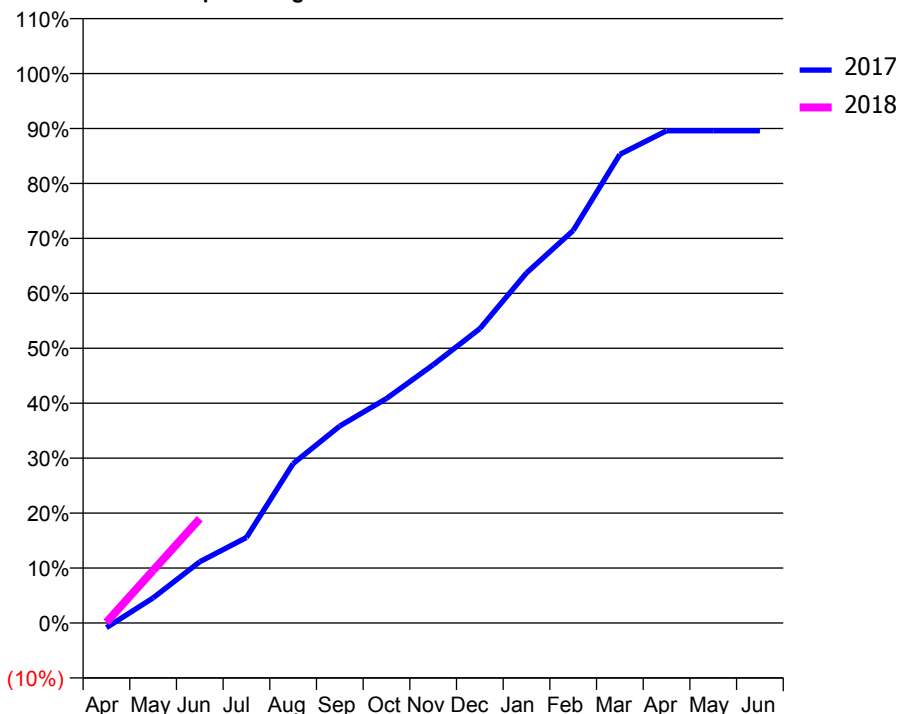
### ACCESS\*

Patients seen in 24 months	Total	Change since previous quarter
Quarter ending June 2016	266	
Quarter ending September 2016	285	↑
Quarter ending December 2016	290	→
Quarter ending March 2017	292	→
Quarter ending June 2017	298	↑
<b>Variance since June 2016</b>	<b>12.0%</b>	<b>↑</b>



### ACTIVITY

Cumulative percentage of contracted UDA delivered 2017 & 2018



Month	Adjusted Scheduled Activity (UDA)	
	2017	2018
April	-6	1
May	32	67
June	78	133
July	109	
August	203	
September	251	
October	286	
November	329	
December	375	
January	446	
February	500	
March	597	
April	627	
May	627	
June	627	

### QUALITY

	Quantity	Base Number	Contract	AT	Region	England
% of FP17s for the same patient ID Re-attending within 3 months - Children	3	70	4.3%	10.6%	11.6%	12.0%
% of FP17s for the same patient ID Re-attending within 3 months - Adults	4	20	20.0%	14.9%	15.9%	16.0%
% of FP17s for the same patient ID Re-attending between 3 & 9 months - Children	41	70	58.6%	59.9%	60.4%	58.0%
% of FP17s for the same patient ID Re-attending between 3 & 9 months - Adults	8	20	40.0%	52.2%	52.3%	50.9%
% of FP17s for Band 1 Urgent Courses	0	75	0.0%	10.0%	9.5%	9.1%
% of FP17s Relating to Free Repair or Replacements	0	75	0.0%	0.6%	0.7%	0.8%
% of FP17s Relating to Continuations	2	75	2.7%	1.1%	1.0%	1.1%
% of Patients satisfied with the dentistry they have received	0	0	N/A	93.1%	91.9%	91.7%
% of Patients satisfied with the time they had to wait for an appointment	0	0	N/A	87.9%	88.0%	88.0%

\* This is based on patients treated on this contract for their most recent course of treatment. Figures in italics indicate the base number of FP17s or Patient Questionnaire responses are less than 100. N/A is shown where the base number of responses is less than 10 during the period. % is calculated as Quantity/Base number\*100

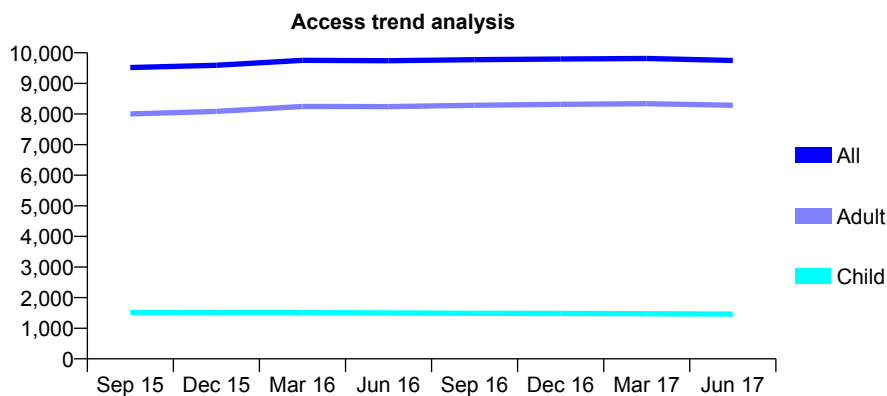
## Q70 - Vital Signs At a Glance Contract Report for 108669/0001 - June 2017

Name or company name	Knibbs Dental Surgery Limited
Contract type name	GDS Contract
Purpose of contract	General
Contract start date	01/04/2007
Contract end date	

17/18 Contracted general activity (UDA)	29,497
Carry forward general activity (UDA)	0
17/18 Contracted orthodontic activity (UOA)	0
Carry forward orthodontic activity (UOA)	0
Baseline contract value	£831,784.28

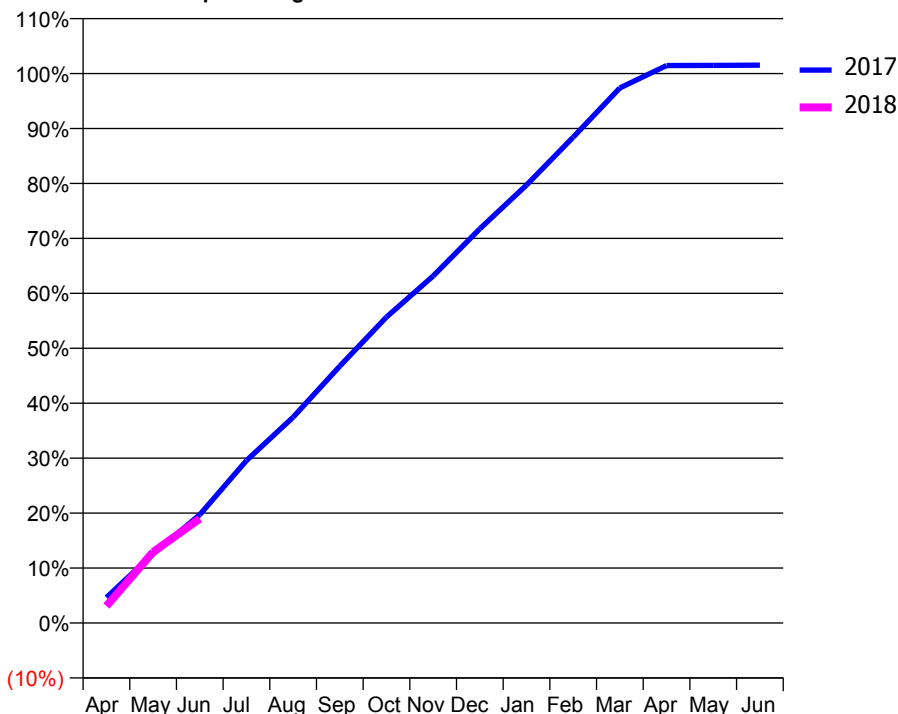
### ACCESS\*

Patients seen in 24 months	Total	Change since previous quarter
Quarter ending June 2016	9,741	
Quarter ending September 2016	9,774	→
Quarter ending December 2016	9,799	→
Quarter ending March 2017	9,813	→
Quarter ending June 2017	9,751	→
<b>Variance since June 2016</b>	<b>0.1%</b>	<b>→</b>



### ACTIVITY

Cumulative percentage of contracted UDA delivered 2017 & 2018



Month	Adjusted Scheduled Activity (UDA)	
	2017	2018
April	1,373	915
May	3,712	3,808
June	5,815	5,598
July	8,723	
August	11,045	
September	13,793	
October	16,424	
November	18,631	
December	21,161	
January	23,512	
February	26,084	
March	28,720	
April	29,926	
May	29,930	
June	29,943	

### QUALITY

	Quantity	Base Number	Contract	AT	Region	England
% of FP17s for the same patient ID Re-attending within 3 months - Children	38	523	7.3%	10.6%	11.6%	12.0%
% of FP17s for the same patient ID Re-attending within 3 months - Adults	521	3,260	16.0%	14.9%	15.9%	16.0%
% of FP17s for the same patient ID Re-attending between 3 & 9 months - Children	351	523	67.1%	59.9%	60.4%	58.0%
% of FP17s for the same patient ID Re-attending between 3 & 9 months - Adults	2,085	3,260	64.0%	52.2%	52.3%	50.9%
% of FP17s for Band 1 Urgent Courses	268	3,152	8.5%	10.0%	9.5%	9.1%
% of FP17s Relating to Free Repair or Replacements	36	3,152	1.1%	0.6%	0.7%	0.8%
% of FP17s Relating to Continuations	60	3,152	1.9%	1.1%	1.0%	1.1%
% of Patients satisfied with the dentistry they have received	19	19	100.0%	93.1%	91.9%	91.7%
% of Patients satisfied with the time they had to wait for an appointment	19	19	100.0%	87.9%	88.0%	88.0%

\* This is based on patients treated on this contract for their most recent course of treatment. Figures in italics indicate the base number of FP17s or Patient Questionnaire responses are less than 100. N/A is shown where the base number of responses is less than 10 during the period. % is calculated as Quantity/Base number\*100

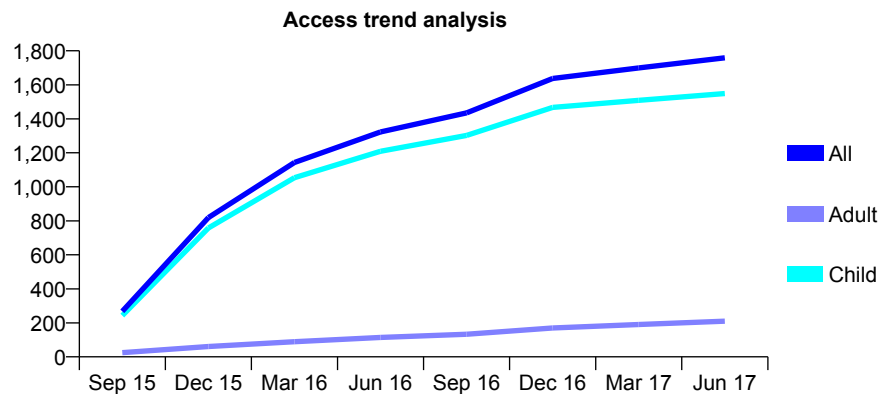
## Q70 - Vital Signs At a Glance Contract Report for 109770/0001 - June 2017

Name or company name	Marlott Road Partnership
Contract type name	GDS Contract
Purpose of contract	General
Contract start date	21/07/2015
Contract end date	

17/18 Contracted general activity (UDA)	3,290
Carry forward general activity (UDA)	0
17/18 Contracted orthodontic activity (UOA)	0
Carry forward orthodontic activity (UOA)	0
Baseline contract value	£82,646.60

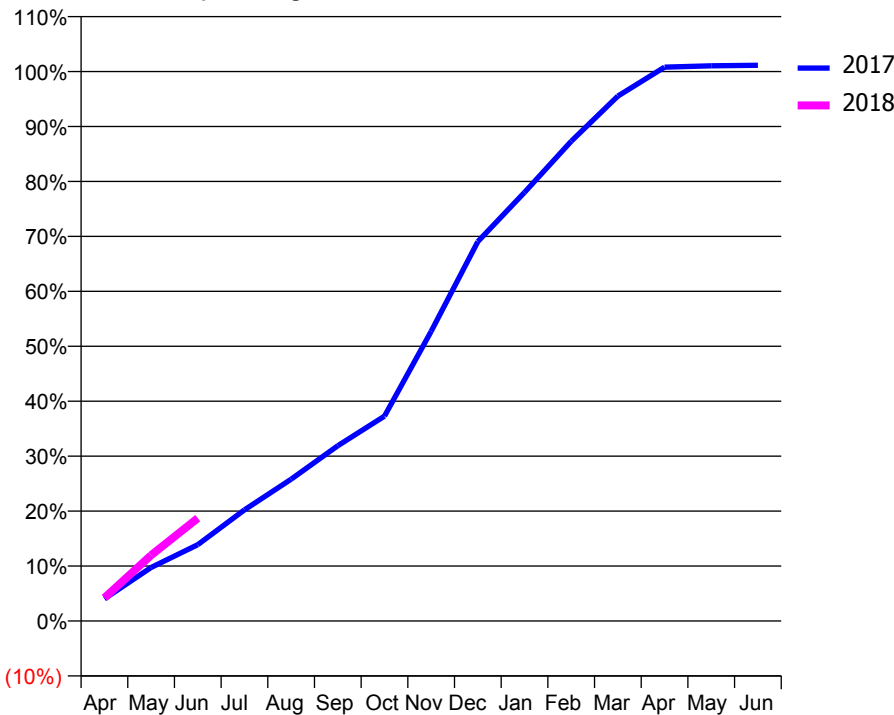
### ACCESS\*

Patients seen in 24 months	Total	Change since previous quarter
Quarter ending June 2016	1,323	
Quarter ending September 2016	1,435	↑
Quarter ending December 2016	1,637	↑
Quarter ending March 2017	1,699	↑
Quarter ending June 2017	1,759	↑
<b>Variance since June 2016</b>	<b>33.0%</b>	<b>↑</b>



### ACTIVITY

Cumulative percentage of contracted UDA delivered 2017 & 2018



Month	Adjusted Scheduled Activity (UDA)	
	2017	2018
April	133	138
May	321	394
June	457	616
July	665	
August	849	
September	1,050	
October	1,227	
November	1,734	
December	2,271	
January	2,567	
February	2,872	
March	3,143	
April	3,316	
May	3,324	
June	3,327	

### QUALITY

	Quantity	Base Number	Contract	AT	Region	England
% of FP17s for the same patient ID Re-attending within 3 months - Children	39	473	8.2%	10.6%	11.6%	12.0%
% of FP17s for the same patient ID Re-attending within 3 months - Adults	9	32	28.1%	14.9%	15.9%	16.0%
% of FP17s for the same patient ID Re-attending between 3 & 9 months - Children	181	473	38.3%	59.9%	60.4%	58.0%
% of FP17s for the same patient ID Re-attending between 3 & 9 months - Adults	8	32	25.0%	52.2%	52.3%	50.9%
% of FP17s for Band 1 Urgent Courses	13	407	3.2%	10.0%	9.5%	9.1%
% of FP17s Relating to Free Repair or Replacements	0	407	0.0%	0.6%	0.7%	0.8%
% of FP17s Relating to Continuations	1	407	0.2%	1.1%	1.0%	1.1%
% of Patients satisfied with the dentistry they have received	1	1	N/A	93.1%	91.9%	91.7%
% of Patients satisfied with the time they had to wait for an appointment	1	1	N/A	87.9%	88.0%	88.0%

\* This is based on patients treated on this contract for their most recent course of treatment. Figures in italics indicate the base number of FP17s or Patient Questionnaire responses are less than 100. N/A is shown where the base number of responses is less than 10 during the period. % is calculated as Quantity/Base number\*100

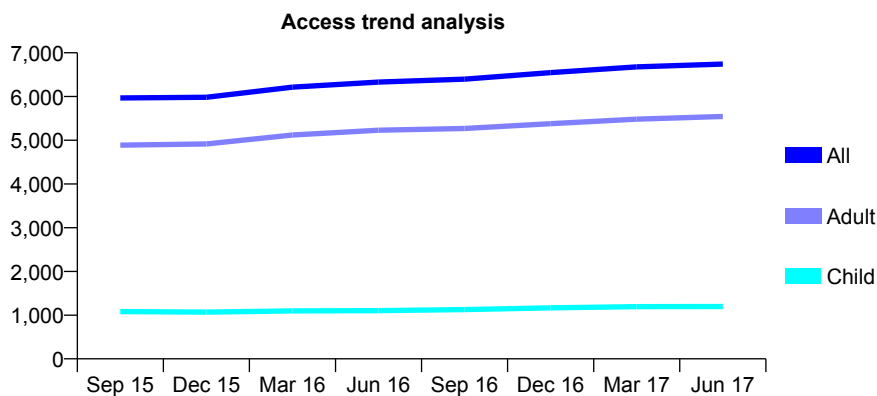
## Q70 - Vital Signs At a Glance Contract Report for 109878/0001 - June 2017

Name or company name	Hampshire Terrace Dental Care
Contract type name	GDS Contract
Purpose of contract	General
Contract start date	01/09/2011
Contract end date	

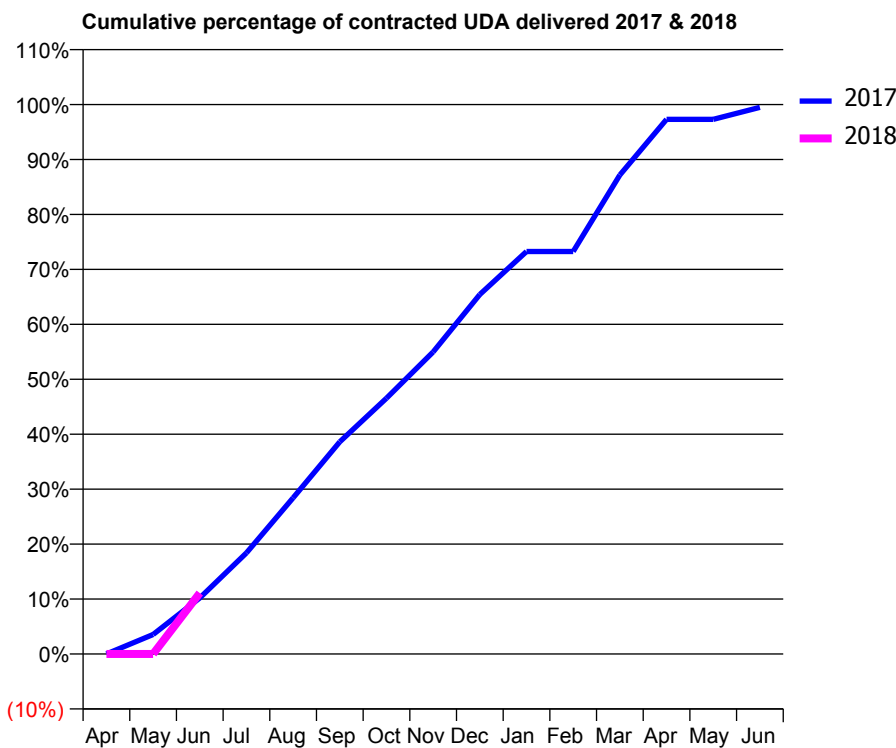
17/18 Contracted general activity (UDA)	17,197
Carry forward general activity (UDA)	0
17/18 Contracted orthodontic activity (UOA)	0
Carry forward orthodontic activity (UOA)	0
Baseline contract value	£428,813.09

### ACCESS\*

Patients seen in 24 months	Total	Change since previous quarter
Quarter ending June 2016	6,332	
Quarter ending September 2016	6,398	→
Quarter ending December 2016	6,547	↑
Quarter ending March 2017	6,677	→
Quarter ending June 2017	6,742	→
<b>Variance since June 2016</b>	<b>6.5%</b>	<b>↑</b>



### ACTIVITY



Month	Adjusted Scheduled Activity (UDA)	
	2017	2018
April	0	0
May	613	0
June	1,753	1,907
July	3,164	
August	4,891	
September	6,643	
October	8,004	
November	9,453	
December	11,253	
January	12,595	
February	12,595	
March	14,990	
April	16,732	
May	16,732	
June	17,108	

### QUALITY

	Quantity	Base Number	Contract	AT	Region	England
% of FP17s for the same patient ID Re-attending within 3 months - Children	26	468	5.6%	10.6%	11.6%	12.0%
% of FP17s for the same patient ID Re-attending within 3 months - Adults	262	2,018	13.0%	14.9%	15.9%	16.0%
% of FP17s for the same patient ID Re-attending between 3 & 9 months - Children	258	468	55.1%	59.9%	60.4%	58.0%
% of FP17s for the same patient ID Re-attending between 3 & 9 months - Adults	1,078	2,018	53.4%	52.2%	52.3%	50.9%
% of FP17s for Band 1 Urgent Courses	67	955	7.0%	10.0%	9.5%	9.1%
% of FP17s Relating to Free Repair or Replacements	7	955	0.7%	0.6%	0.7%	0.8%
% of FP17s Relating to Continuations	2	955	0.2%	1.1%	1.0%	1.1%
% of Patients satisfied with the dentistry they have received	4	5	N/A	93.1%	91.9%	91.7%
% of Patients satisfied with the time they had to wait for an appointment	2	5	N/A	87.9%	88.0%	88.0%

\* This is based on patients treated on this contract for their most recent course of treatment. Figures in italics indicate the base number of FP17s or Patient Questionnaire responses are less than 100. N/A is shown where the base number of responses is less than 10 during the period. % is calculated as Quantity/Base number\*100

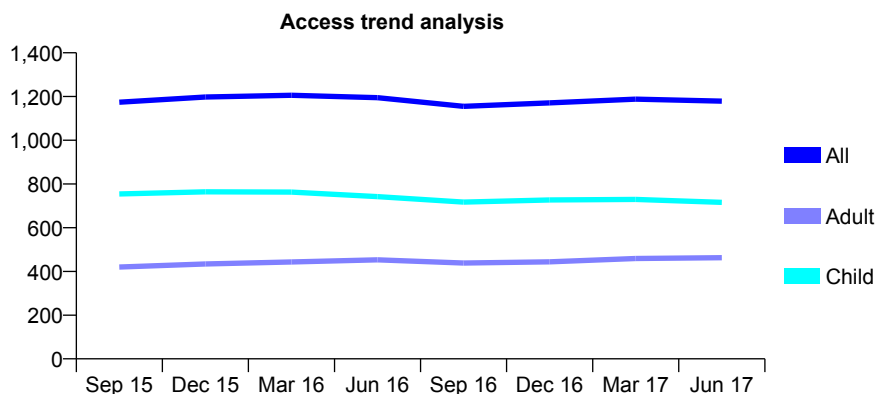
## Q70 - Vital Signs At a Glance Contract Report for 109916/0001 - June 2017

Name or company name	Mrs B Macmillan
Contract type name	GDS Contract
Purpose of contract	General
Contract start date	28/06/2010
Contract end date	

17/18 Contracted general activity (UDA)	2,885
Carry forward general activity (UDA)	0
17/18 Contracted orthodontic activity (UOA)	0
Carry forward orthodontic activity (UOA)	0
Baseline contract value	£61,668.12

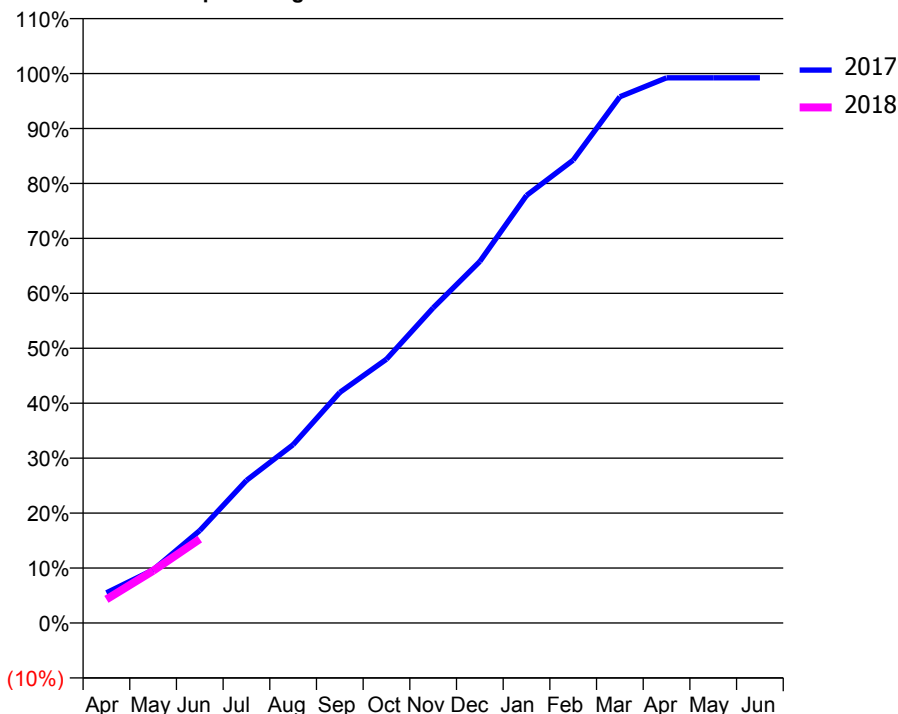
### ACCESS\*

Patients seen in 24 months	Total	Change since previous quarter
Quarter ending June 2016	1,195	
Quarter ending September 2016	1,155	↓
Quarter ending December 2016	1,171	→
Quarter ending March 2017	1,188	→
Quarter ending June 2017	1,179	→
<b>Variance since June 2016</b>	<b>(1.3%)</b>	<b>↓</b>



### ACTIVITY

Cumulative percentage of contracted UDA delivered 2017 & 2018



Adjusted Scheduled Activity (UDA)

Month	2017	2018
April	158	124
May	279	274
June	485	440
July	749	
August	937	
September	1,211	
October	1,385	
November	1,655	
December	1,898	
January	2,245	
February	2,430	
March	2,763	
April	2,862	
May	2,862	
June	2,862	

### QUALITY

	Quantity	Base Number	Contract	AT	Region	England
% of FP17s for the same patient ID Re-attending within 3 months - Children	12	271	4.4%	10.6%	11.6%	12.0%
% of FP17s for the same patient ID Re-attending within 3 months - Adults	5	95	5.3%	14.9%	15.9%	16.0%
% of FP17s for the same patient ID Re-attending between 3 & 9 months - Children	205	271	75.6%	59.9%	60.4%	58.0%
% of FP17s for the same patient ID Re-attending between 3 & 9 months - Adults	59	95	62.1%	52.2%	52.3%	50.9%
% of FP17s for Band 1 Urgent Courses	7	295	2.4%	10.0%	9.5%	9.1%
% of FP17s Relating to Free Repair or Replacements	0	295	0.0%	0.6%	0.7%	0.8%
% of FP17s Relating to Continuations	1	295	0.3%	1.1%	1.0%	1.1%
% of Patients satisfied with the dentistry they have received	1	1	N/A	93.1%	91.9%	91.7%
% of Patients satisfied with the time they had to wait for an appointment	1	1	N/A	87.9%	88.0%	88.0%

\* This is based on patients treated on this contract for their most recent course of treatment. Figures in italics indicate the base number of FP17s or Patient Questionnaire responses are less than 100. N/A is shown where the base number of responses is less than 10 during the period. % is calculated as Quantity/Base number\*100

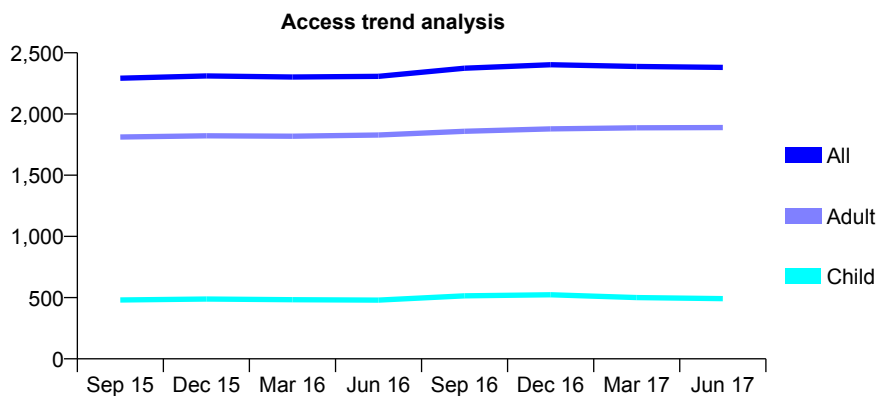
## Q70 - Vital Signs At a Glance Contract Report for 110485/0001 - June 2017

Name or company name	Mr M C Omar
Contract type name	GDS Contract
Purpose of contract	General
Contract start date	01/10/2013
Contract end date	

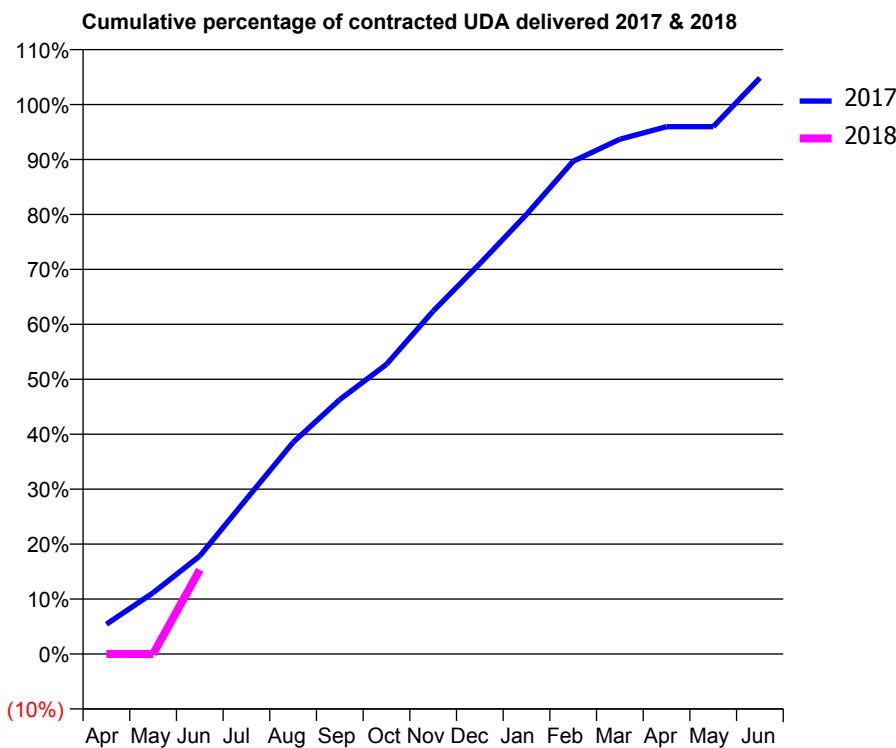
17/18 Contracted general activity (UDA)	7,987
Carry forward general activity (UDA)	0
17/18 Contracted orthodontic activity (UOA)	0
Carry forward orthodontic activity (UOA)	0
Baseline contract value	£177,161.87

### ACCESS\*

Patients seen in 24 months	Total	Change since previous quarter
Quarter ending June 2016	2,308	
Quarter ending September 2016	2,374	↑
Quarter ending December 2016	2,402	→
Quarter ending March 2017	2,388	→
Quarter ending June 2017	2,381	→
<b>Variance since June 2016</b>	<b>3.2%</b>	<b>↑</b>



### ACTIVITY



Month	Adjusted Scheduled Activity (UDA)	
	2017	2018
April	432	0
May	890	0
June	1,425	1,224
July	2,254	
August	3,076	
September	3,698	
October	4,211	
November	4,984	
December	5,673	
January	6,389	
February	7,162	
March	7,483	
April	7,665	
May	7,665	
June	8,373	

### QUALITY

	Quantity	Base Number	Contract	AT	Region	England
% of FP17s for the same patient ID Re-attending within 3 months - Children	27	248	10.9%	10.6%	11.6%	12.0%
% of FP17s for the same patient ID Re-attending within 3 months - Adults	107	801	13.4%	14.9%	15.9%	16.0%
% of FP17s for the same patient ID Re-attending between 3 & 9 months - Children	175	248	70.6%	59.9%	60.4%	58.0%
% of FP17s for the same patient ID Re-attending between 3 & 9 months - Adults	441	801	55.1%	52.2%	52.3%	50.9%
% of FP17s for Band 1 Urgent Courses	32	657	4.9%	10.0%	9.5%	9.1%
% of FP17s Relating to Free Repair or Replacements	12	657	1.8%	0.6%	0.7%	0.8%
% of FP17s Relating to Continuations	5	657	0.8%	1.1%	1.0%	1.1%
% of Patients satisfied with the dentistry they have received	5	5	N/A	93.1%	91.9%	91.7%
% of Patients satisfied with the time they had to wait for an appointment	4	5	N/A	87.9%	88.0%	88.0%

\* This is based on patients treated on this contract for their most recent course of treatment. Figures in italics indicate the base number of FP17s or Patient Questionnaire responses are less than 100. N/A is shown where the base number of responses is less than 10 during the period. % is calculated as Quantity/Base number\*100

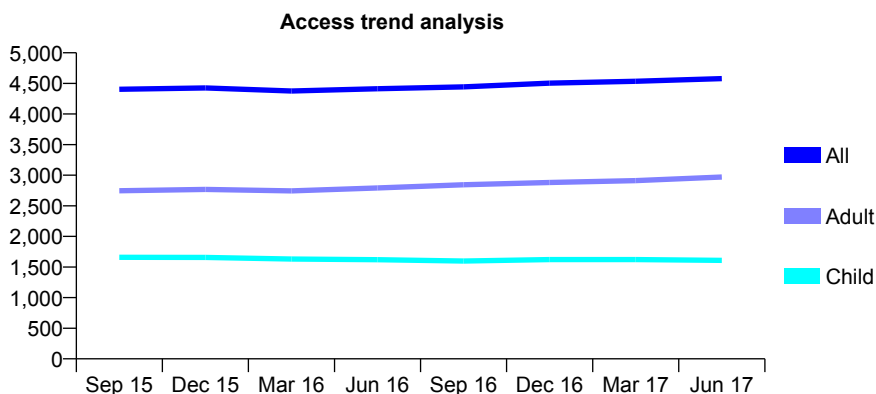
## Q70 - Vital Signs At a Glance Contract Report for 110663/0001 - June 2017

Name or company name	Lake Road Dental Practice
Contract type name	GDS Contract
Purpose of contract	General
Contract start date	01/07/2010
Contract end date	

17/18 Contracted general activity (UDA)	17,225
Carry forward general activity (UDA)	0
17/18 Contracted orthodontic activity (UOA)	0
Carry forward orthodontic activity (UOA)	0
Baseline contract value	£471,418.54

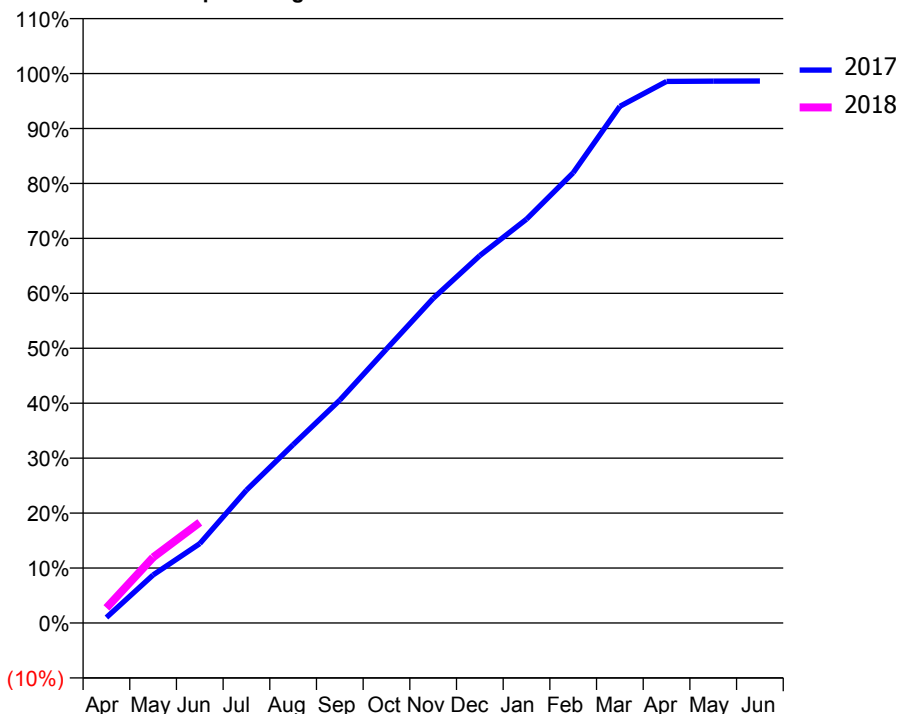
### ACCESS\*

Patients seen in 24 months	Total	Change since previous quarter
Quarter ending June 2016	4,412	
Quarter ending September 2016	4,443	→
Quarter ending December 2016	4,505	→
Quarter ending March 2017	4,535	→
Quarter ending June 2017	4,579	→
<b>Variance since June 2016</b>	<b>3.8%</b>	<b>↑</b>



### ACTIVITY

Cumulative percentage of contracted UDA delivered 2017 & 2018



Month	Adjusted Scheduled Activity (UDA)	
	2017	2018
April	172	476
May	1,507	2,060
June	2,491	3,152
July	4,167	
August	5,591	
September	6,987	
October	8,589	
November	10,176	
December	11,517	
January	12,660	
February	14,113	
March	16,197	
April	16,978	
May	16,984	
June	16,990	

### QUALITY

	Quantity	Base Number	Contract	AT	Region	England
% of FP17s for the same patient ID Re-attending within 3 months - Children	53	755	7.0%	10.6%	11.6%	12.0%
% of FP17s for the same patient ID Re-attending within 3 months - Adults	130	1,142	11.4%	14.9%	15.9%	16.0%
% of FP17s for the same patient ID Re-attending between 3 & 9 months - Children	581	755	77.0%	59.9%	60.4%	58.0%
% of FP17s for the same patient ID Re-attending between 3 & 9 months - Adults	699	1,142	61.2%	52.2%	52.3%	50.9%
% of FP17s for Band 1 Urgent Courses	181	1,525	11.9%	10.0%	9.5%	9.1%
% of FP17s Relating to Free Repair or Replacements	4	1,525	0.3%	0.6%	0.7%	0.8%
% of FP17s Relating to Continuations	13	1,525	0.9%	1.1%	1.0%	1.1%
% of Patients satisfied with the dentistry they have received	11	11	100.0%	93.1%	91.9%	91.7%
% of Patients satisfied with the time they had to wait for an appointment	11	11	100.0%	87.9%	88.0%	88.0%

\* This is based on patients treated on this contract for their most recent course of treatment. Figures in italics indicate the base number of FP17s or Patient Questionnaire responses are less than 100. N/A is shown where the base number of responses is less than 10 during the period. % is calculated as Quantity/Base number\*100



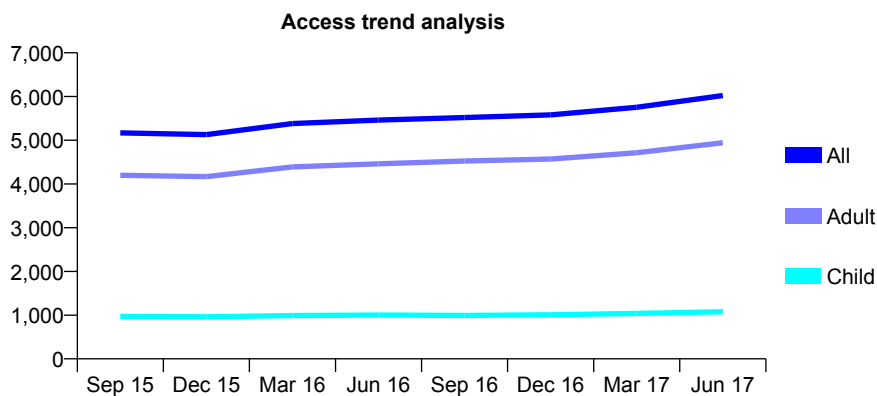
## Q70 - Vital Signs At a Glance Contract Report for 110701/0001 - June 2017

Name or company name	Dr H Dhatt
Contract type name	GDS Contract
Purpose of contract	General
Contract start date	01/04/2010
Contract end date	

17/18 Contracted general activity (UDA)	18,000
Carry forward general activity (UDA)	0
17/18 Contracted orthodontic activity (UOA)	0
Carry forward orthodontic activity (UOA)	0
Baseline contract value	£468,367.50

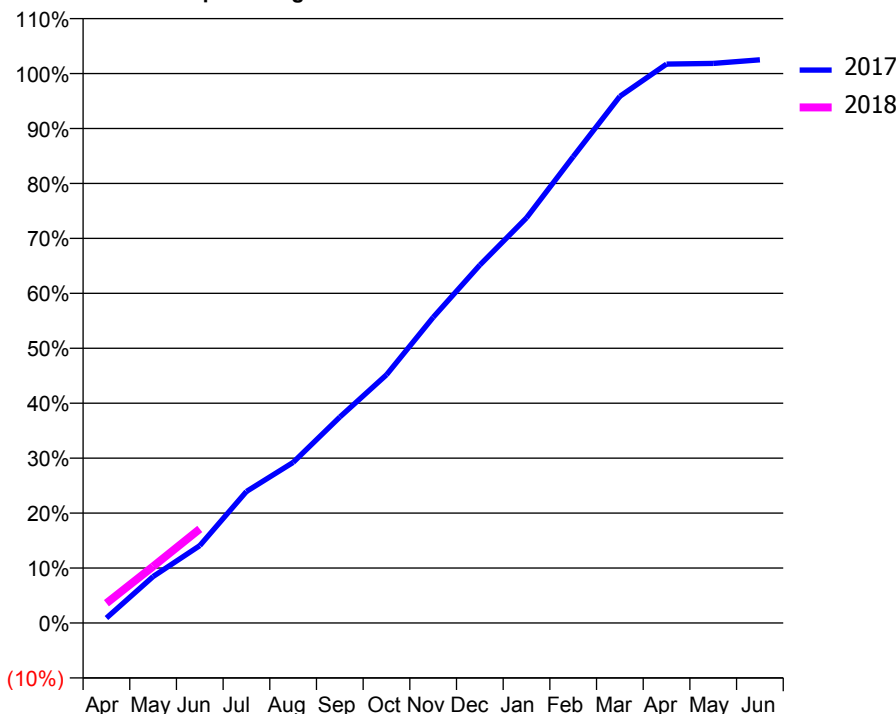
### ACCESS\*

Patients seen in 24 months	Total	Change since previous quarter
Quarter ending June 2016	5,462	
Quarter ending September 2016	5,518	→
Quarter ending December 2016	5,579	→
Quarter ending March 2017	5,754	↑
Quarter ending June 2017	6,021	↑
<b>Variance since June 2016</b>	<b>10.2%</b>	<b>↑</b>



### ACTIVITY

Cumulative percentage of contracted UDA delivered 2017 & 2018



Month	Adjusted Scheduled Activity (UDA)	
	2017	2018
April	164	647
May	1,524	1,853
June	2,537	3,083
July	4,308	
August	5,263	
September	6,745	
October	8,131	
November	10,014	
December	11,724	
January	13,271	
February	15,278	
March	17,251	
April	18,308	
May	18,332	
June	18,447	

### QUALITY

	Quantity	Base Number	Contract	AT	Region	England
% of FP17s for the same patient ID Re-attending within 3 months - Children	20	373	5.4%	10.6%	11.6%	12.0%
% of FP17s for the same patient ID Re-attending within 3 months - Adults	197	1,562	12.6%	14.9%	15.9%	16.0%
% of FP17s for the same patient ID Re-attending between 3 & 9 months - Children	224	373	60.1%	59.9%	60.4%	58.0%
% of FP17s for the same patient ID Re-attending between 3 & 9 months - Adults	825	1,562	52.8%	52.2%	52.3%	50.9%
% of FP17s for Band 1 Urgent Courses	201	1,254	16.0%	10.0%	9.5%	9.1%
% of FP17s Relating to Free Repair or Replacements	0	1,254	0.0%	0.6%	0.7%	0.8%
% of FP17s Relating to Continuations	3	1,254	0.2%	1.1%	1.0%	1.1%
% of Patients satisfied with the dentistry they have received	11	13	84.6%	93.1%	91.9%	91.7%
% of Patients satisfied with the time they had to wait for an appointment	11	13	84.6%	87.9%	88.0%	88.0%

\* This is based on patients treated on this contract for their most recent course of treatment. Figures in italics indicate the base number of FP17s or Patient Questionnaire responses are less than 100. N/A is shown where the base number of responses is less than 10 during the period. % is calculated as Quantity/Base number\*100

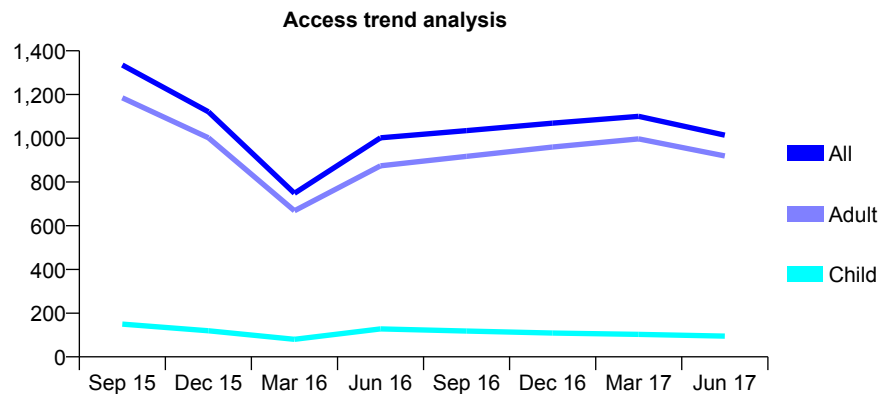
## Q70 - Vital Signs At a Glance Contract Report for 111643/0001 - June 2017

Name or company name	West Hill Dental Care
Contract type name	GDS Contract
Purpose of contract	General
Contract start date	01/02/2014
Contract end date	

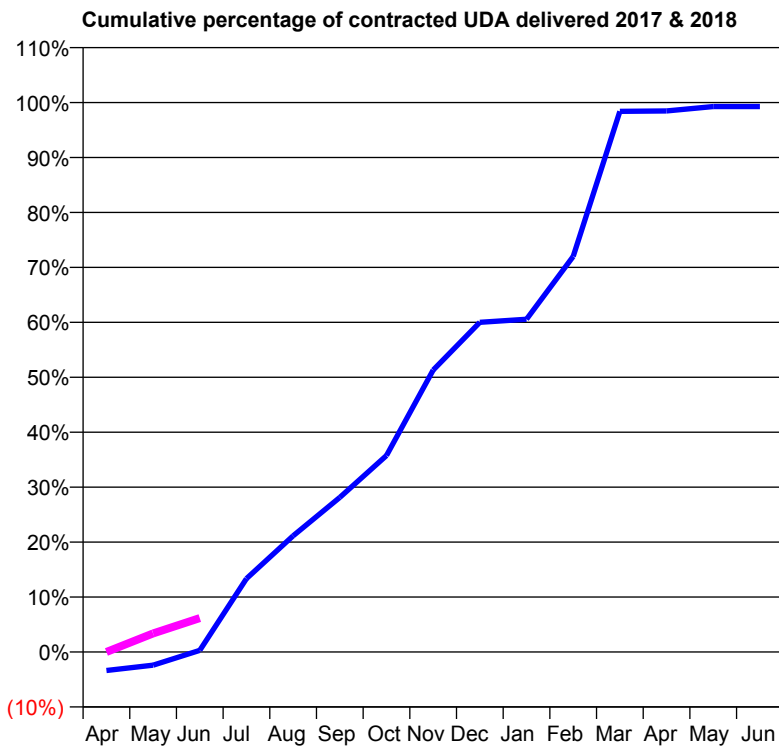
17/18 Contracted general activity (UDA)	7,439
Carry forward general activity (UDA)	0
17/18 Contracted orthodontic activity (UOA)	0
Carry forward orthodontic activity (UOA)	0
Baseline contract value	£159,588.22

### ACCESS\*

Patients seen in 24 months	Total	Change since previous quarter
Quarter ending June 2016	1,002	
Quarter ending September 2016	1,035	↑
Quarter ending December 2016	1,069	↑
Quarter ending March 2017	1,100	↑
Quarter ending June 2017	1,014	↓
<b>Variance since June 2016</b>	<b>1.2%</b>	→



### ACTIVITY



Month	Adjusted Scheduled Activity (UDA)	
	2017	2018
April	-252	0
May	-180	252
June	23	460
July	993	
August	1,574	
September	2,093	
October	2,659	
November	3,818	
December	4,463	
January	4,505	
February	5,355	
March	7,319	
April	7,325	
May	7,383	
June	7,383	

### QUALITY

	Quantity	Base Number	Contract	AT	Region	England
% of FP17s for the same patient ID Re-attending within 3 months - Children	1	20	5.0%	10.6%	11.6%	12.0%
% of FP17s for the same patient ID Re-attending within 3 months - Adults	11	128	8.6%	14.9%	15.9%	16.0%
% of FP17s for the same patient ID Re-attending between 3 & 9 months - Children	5	20	25.0%	59.9%	60.4%	58.0%
% of FP17s for the same patient ID Re-attending between 3 & 9 months - Adults	44	128	34.4%	52.2%	52.3%	50.9%
% of FP17s for Band 1 Urgent Courses	21	131	16.0%	10.0%	9.5%	9.1%
% of FP17s Relating to Free Repair or Replacements	1	131	0.8%	0.6%	0.7%	0.8%
% of FP17s Relating to Continuations	1	131	0.8%	1.1%	1.0%	1.1%
% of Patients satisfied with the dentistry they have received	4	4	N/A	93.1%	91.9%	91.7%
% of Patients satisfied with the time they had to wait for an appointment	4	4	N/A	87.9%	88.0%	88.0%

\* This is based on patients treated on this contract for their most recent course of treatment. Figures in italics indicate the base number of FP17s or Patient Questionnaire responses are less than 100. N/A is shown where the base number of responses is less than 10 during the period. % is calculated as Quantity/Base number\*100

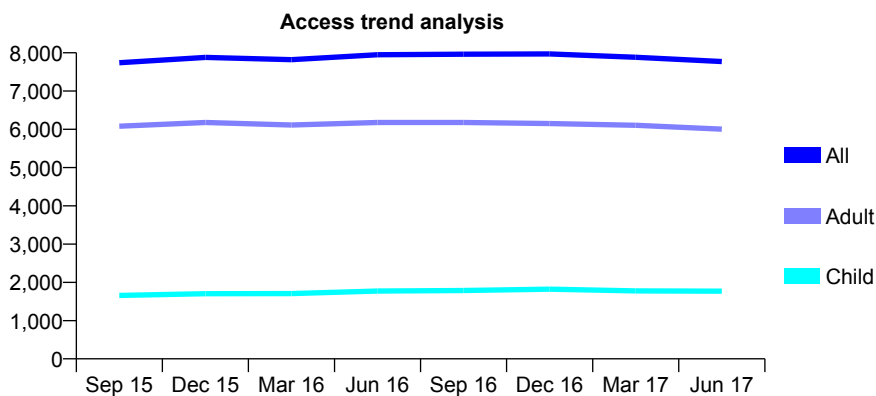
## Q70 - Vital Signs At a Glance Contract Report for 112410/0001 - June 2017

Name or company name	Dale Road Oral Care Ltd
Contract type name	GDS Contract
Purpose of contract	General
Contract start date	01/09/2010
Contract end date	

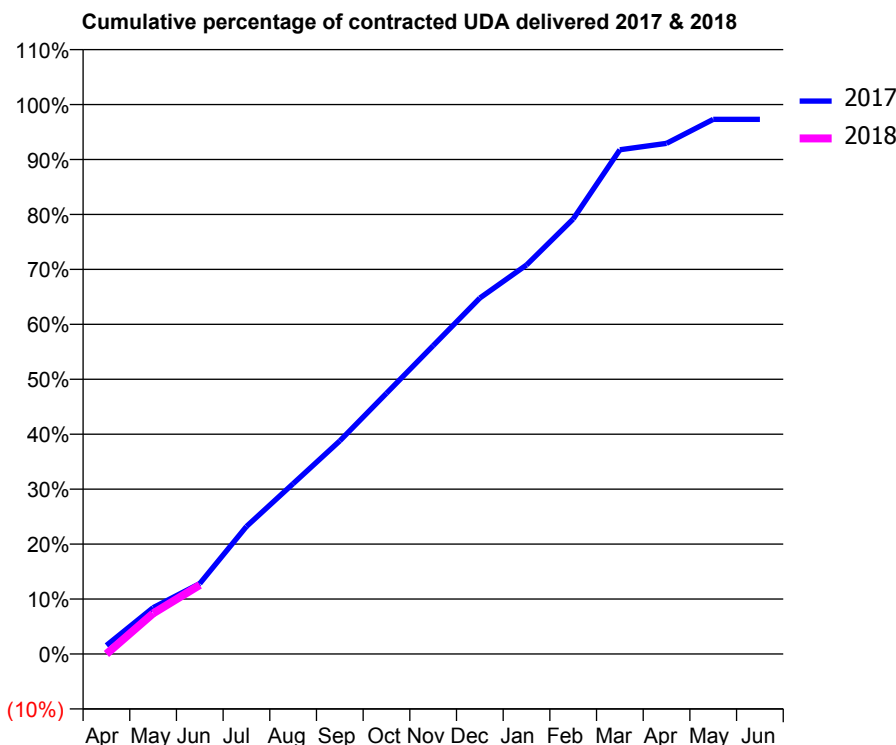
17/18 Contracted general activity (UDA)	30,000
Carry forward general activity (UDA)	0
17/18 Contracted orthodontic activity (UOA)	0
Carry forward orthodontic activity (UOA)	0
Baseline contract value	£704,705.73

### ACCESS\*

Patients seen in 24 months	Total	Change since previous quarter
Quarter ending June 2016	7,948	
Quarter ending September 2016	7,965	→
Quarter ending December 2016	7,972	→
Quarter ending March 2017	7,883	↓
Quarter ending June 2017	7,773	↓
<b>Variance since June 2016</b>	<b>(2.2%)</b>	<b>↓</b>



### ACTIVITY



Month	Adjusted Scheduled Activity (UDA)	
	2017	2018
April	467	0
May	2,527	2,215
June	3,847	3,769
July	6,966	
August	9,302	
September	11,636	
October	14,235	
November	16,835	
December	19,431	
January	21,240	
February	23,755	
March	27,532	
April	27,878	
May	29,189	
June	29,188	

### QUALITY

	Quantity	Base Number	Contract	AT	Region	England
% of FP17s for the same patient ID Re-attending within 3 months - Children	62	544	11.4%	10.6%	11.6%	12.0%
% of FP17s for the same patient ID Re-attending within 3 months - Adults	272	1,517	17.9%	14.9%	15.9%	16.0%
% of FP17s for the same patient ID Re-attending between 3 & 9 months - Children	306	544	56.3%	59.9%	60.4%	58.0%
% of FP17s for the same patient ID Re-attending between 3 & 9 months - Adults	759	1,517	50.0%	52.2%	52.3%	50.9%
% of FP17s for Band 1 Urgent Courses	172	1,556	11.1%	10.0%	9.5%	9.1%
% of FP17s Relating to Free Repair or Replacements	4	1,556	0.3%	0.6%	0.7%	0.8%
% of FP17s Relating to Continuations	54	1,556	3.5%	1.1%	1.0%	1.1%
% of Patients satisfied with the dentistry they have received	6	6	N/A	93.1%	91.9%	91.7%
% of Patients satisfied with the time they had to wait for an appointment	6	6	N/A	87.9%	88.0%	88.0%

\* This is based on patients treated on this contract for their most recent course of treatment. Figures in italics indicate the base number of FP17s or Patient Questionnaire responses are less than 100. N/A is shown where the base number of responses is less than 10 during the period. % is calculated as Quantity/Base number\*100

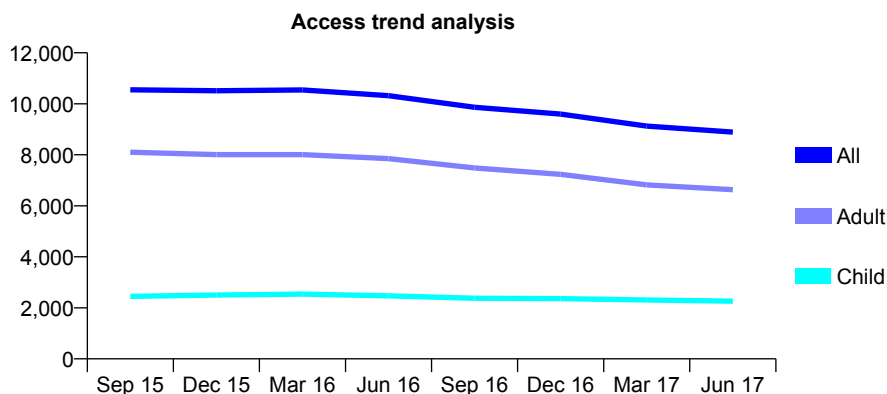
## Q70 - Vital Signs At a Glance Contract Report for 112488/0004 - June 2017

Name or company name	Integrated Dental Holdings
Contract type name	GDS Contract
Purpose of contract	General
Contract start date	01/01/2009
Contract end date	

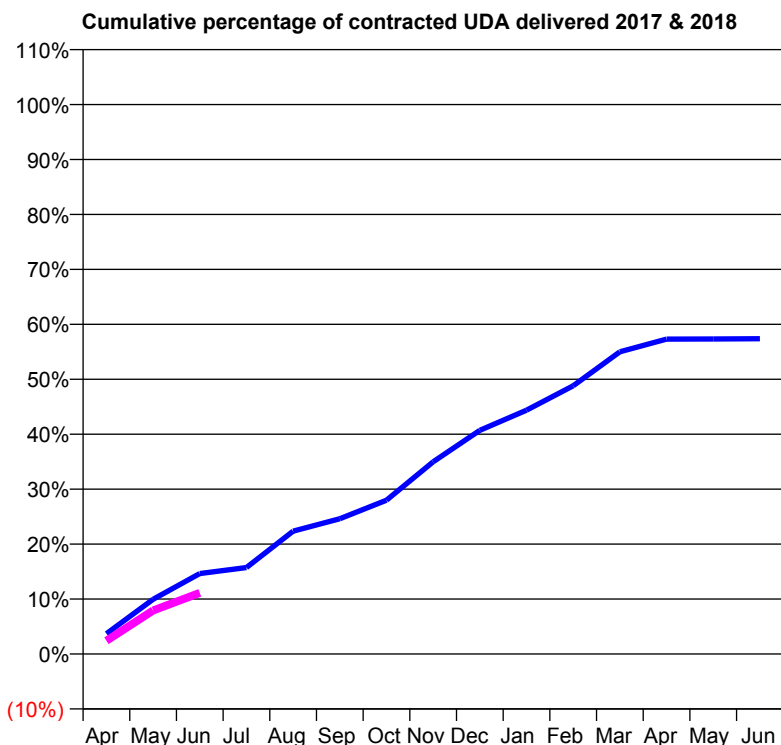
17/18 Contracted general activity (UDA)	35,968
Carry forward general activity (UDA)	0
17/18 Contracted orthodontic activity (UOA)	0
Carry forward orthodontic activity (UOA)	0
Baseline contract value	£825,151.99

### ACCESS\*

Patients seen in 24 months	Total	Change since previous quarter
Quarter ending June 2016	10,321	
Quarter ending September 2016	9,862	↓
Quarter ending December 2016	9,597	↓
Quarter ending March 2017	9,129	↓
Quarter ending June 2017	8,892	↓
<b>Variance since June 2016</b>	<b>(13.8%)</b>	<b>↓</b>



### ACTIVITY



Month	Adjusted Scheduled Activity (UDA)	
	2017	2018
April	1,330	865
May	3,583	2,848
June	5,271	3,999
July	5,658	
August	8,045	
September	8,851	
October	10,064	
November	12,583	
December	14,642	
January	15,958	
February	17,561	
March	19,786	
April	20,609	
May	20,618	
June	20,636	

### QUALITY

	Quantity	Base Number	Contract	AT	Region	England
% of FP17s for the same patient ID Re-attending within 3 months - Children	42	606	6.9%	10.6%	11.6%	12.0%
% of FP17s for the same patient ID Re-attending within 3 months - Adults	210	1,350	15.6%	14.9%	15.9%	16.0%
% of FP17s for the same patient ID Re-attending between 3 & 9 months - Children	254	606	41.9%	59.9%	60.4%	58.0%
% of FP17s for the same patient ID Re-attending between 3 & 9 months - Adults	495	1,350	36.7%	52.2%	52.3%	50.9%
% of FP17s for Band 1 Urgent Courses	201	1,595	12.6%	10.0%	9.5%	9.1%
% of FP17s Relating to Free Repair or Replacements	2	1,595	0.1%	0.6%	0.7%	0.8%
% of FP17s Relating to Continuations	8	1,595	0.5%	1.1%	1.0%	1.1%
% of Patients satisfied with the dentistry they have received	7	9	N/A	93.1%	91.9%	91.7%
% of Patients satisfied with the time they had to wait for an appointment	5	9	N/A	87.9%	88.0%	88.0%

\* This is based on patients treated on this contract for their most recent course of treatment. Figures in italics indicate the base number of FP17s or Patient Questionnaire responses are less than 100. N/A is shown where the base number of responses is less than 10 during the period. % is calculated as Quantity/Base number\*100

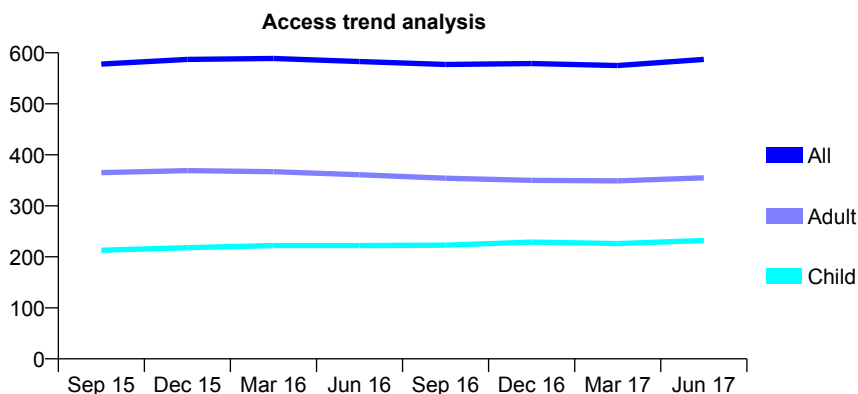
## Q70 - Vital Signs At a Glance Contract Report for 112593/0001 - June 2017

Name or company name	Mrs T C Martin
Contract type name	GDS Contract
Purpose of contract	General
Contract start date	01/01/2012
Contract end date	

17/18 Contracted general activity (UDA)	1,407
Carry forward general activity (UDA)	0
17/18 Contracted orthodontic activity (UOA)	0
Carry forward orthodontic activity (UOA)	0
Baseline contract value	£34,720.82

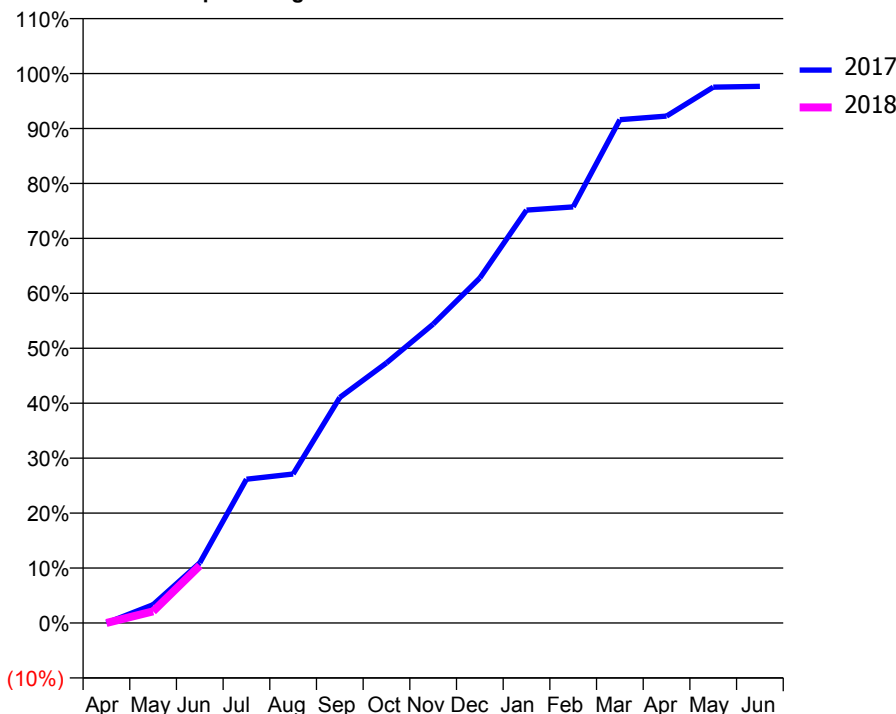
### ACCESS\*

Patients seen in 24 months	Total	Change since previous quarter
Quarter ending June 2016	583	
Quarter ending September 2016	577	↓
Quarter ending December 2016	579	→
Quarter ending March 2017	575	→
Quarter ending June 2017	587	↑
<b>Variance since June 2016</b>	<b>0.7%</b>	<b>→</b>



### ACTIVITY

Cumulative percentage of contracted UDA delivered 2017 & 2018



Adjusted Scheduled Activity (UDA)

Month	2017	2018
April	0	0
May	47	30
June	154	147
July	368	
August	381	
September	577	
October	666	
November	765	
December	884	
January	1,057	
February	1,065	
March	1,289	
April	1,298	
May	1,372	
June	1,374	

### QUALITY

	Quantity	Base Number	Contract	AT	Region	England
% of FP17s for the same patient ID Re-attending within 3 months - Children	6	59	10.2%	10.6%	11.6%	12.0%
% of FP17s for the same patient ID Re-attending within 3 months - Adults	9	87	10.3%	14.9%	15.9%	16.0%
% of FP17s for the same patient ID Re-attending between 3 & 9 months - Children	29	59	49.2%	59.9%	60.4%	58.0%
% of FP17s for the same patient ID Re-attending between 3 & 9 months - Adults	53	87	60.9%	52.2%	52.3%	50.9%
% of FP17s for Band 1 Urgent Courses	0	100	0.0%	10.0%	9.5%	9.1%
% of FP17s Relating to Free Repair or Replacements	1	100	1.0%	0.6%	0.7%	0.8%
% of FP17s Relating to Continuations	0	100	0.0%	1.1%	1.0%	1.1%
% of Patients satisfied with the dentistry they have received	1	1	N/A	93.1%	91.9%	91.7%
% of Patients satisfied with the time they had to wait for an appointment	1	1	N/A	87.9%	88.0%	88.0%

\* This is based on patients treated on this contract for their most recent course of treatment. Figures in italics indicate the base number of FP17s or Patient Questionnaire responses are less than 100. N/A is shown where the base number of responses is less than 10 during the period. % is calculated as Quantity/Base number\*100

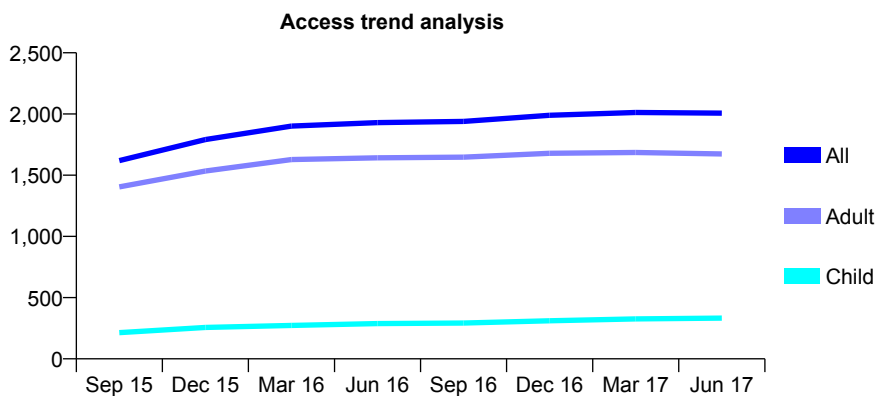
## Q70 - Vital Signs At a Glance Contract Report for 112690/0001 - June 2017

Name or company name	The Grove Dental Practice
Contract type name	GDS Contract
Purpose of contract	General
Contract start date	28/03/2014
Contract end date	

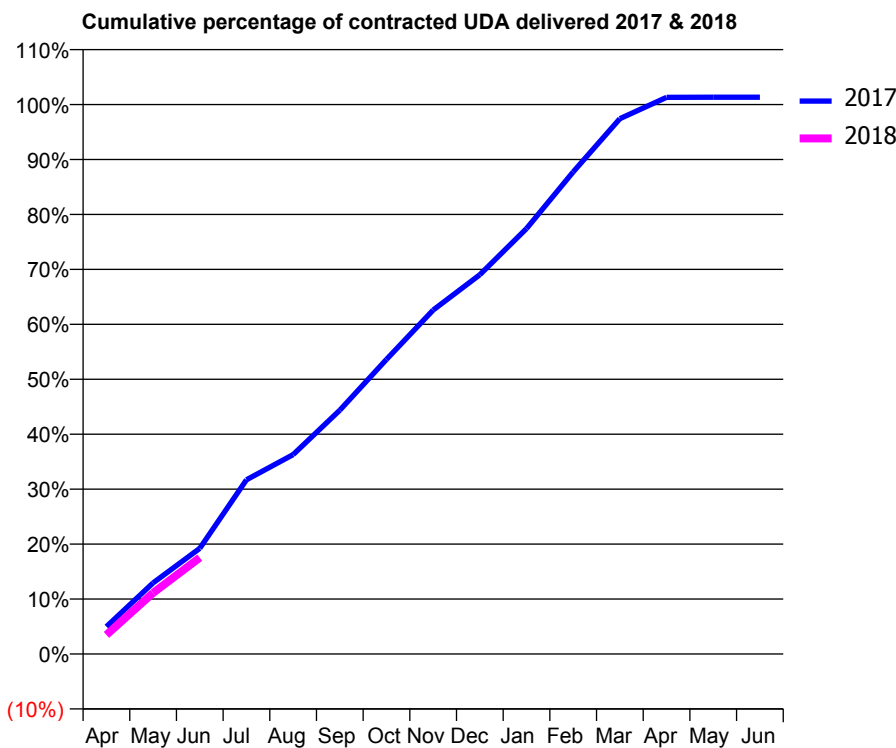
17/18 Contracted general activity (UDA)	5,028
Carry forward general activity (UDA)	0
17/18 Contracted orthodontic activity (UOA)	0
Carry forward orthodontic activity (UOA)	0
Baseline contract value	£115,622.26

### ACCESS\*

Patients seen in 24 months	Total	Change since previous quarter
Quarter ending June 2016	1,930	
Quarter ending September 2016	1,940	→
Quarter ending December 2016	1,990	↑
Quarter ending March 2017	2,012	→
Quarter ending June 2017	2,007	→
<b>Variance since June 2016</b>	<b>4.0%</b>	<b>↑</b>



### ACTIVITY



Month	Adjusted Scheduled Activity (UDA)	
	2017	2018
April	251	176
May	650	560
June	967	881
July	1,594	
August	1,824	
September	2,231	
October	2,696	
November	3,147	
December	3,471	
January	3,893	
February	4,411	
March	4,898	
April	5,094	
May	5,095	
June	5,095	

### QUALITY

	Quantity	Base Number	Contract	AT	Region	England
% of FP17s for the same patient ID Re-attending within 3 months - Children	10	120	8.3%	10.6%	11.6%	12.0%
% of FP17s for the same patient ID Re-attending within 3 months - Adults	75	544	13.8%	14.9%	15.9%	16.0%
% of FP17s for the same patient ID Re-attending between 3 & 9 months - Children	78	120	65.0%	59.9%	60.4%	58.0%
% of FP17s for the same patient ID Re-attending between 3 & 9 months - Adults	362	544	66.5%	52.2%	52.3%	50.9%
% of FP17s for Band 1 Urgent Courses	74	544	13.6%	10.0%	9.5%	9.1%
% of FP17s Relating to Free Repair or Replacements	7	544	1.3%	0.6%	0.7%	0.8%
% of FP17s Relating to Continuations	0	544	0.0%	1.1%	1.0%	1.1%
% of Patients satisfied with the dentistry they have received	4	4	N/A	93.1%	91.9%	91.7%
% of Patients satisfied with the time they had to wait for an appointment	4	4	N/A	87.9%	88.0%	88.0%

\* This is based on patients treated on this contract for their most recent course of treatment. Figures in italics indicate the base number of FP17s or Patient Questionnaire responses are less than 100. N/A is shown where the base number of responses is less than 10 during the period. % is calculated as Quantity/Base number\*100

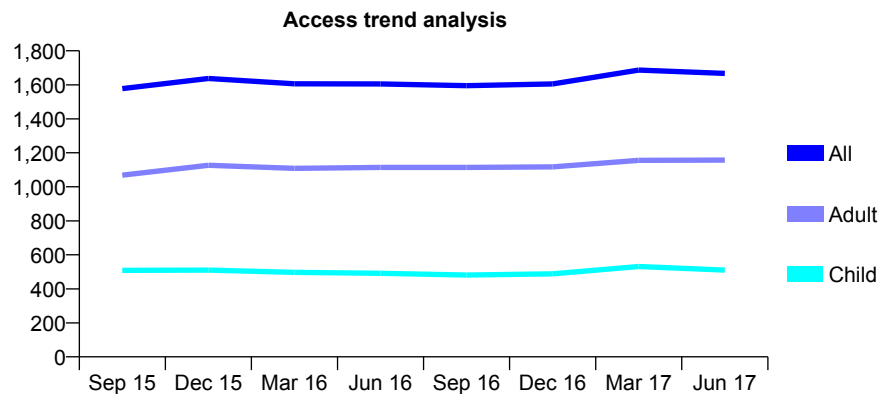
## Q70 - Vital Signs At a Glance Contract Report for 112844/0001 - June 2017

Name or company name	Tadley Dental Care Partnership
Contract type name	GDS Contract
Purpose of contract	General
Contract start date	09/03/2012
Contract end date	

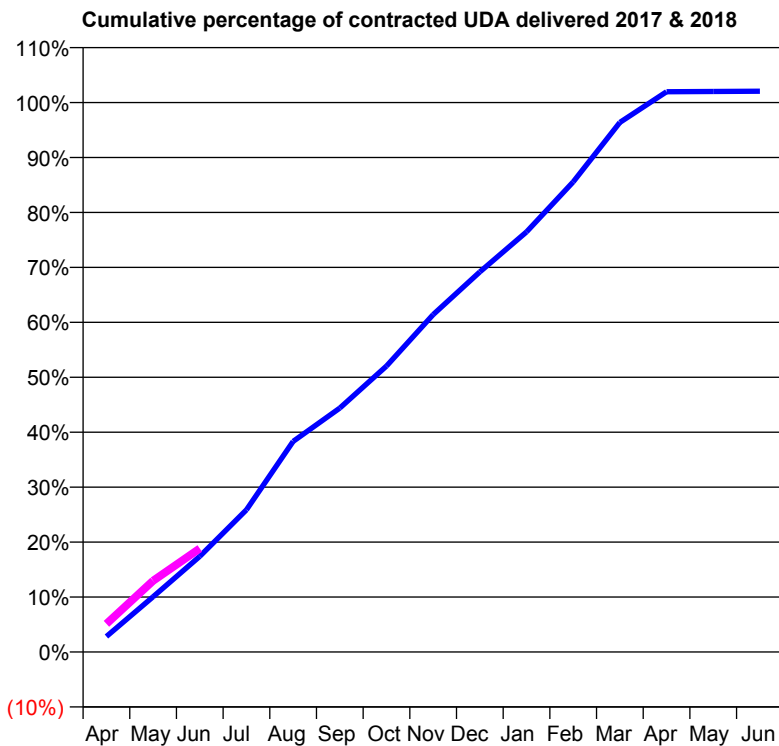
17/18 Contracted general activity (UDA)	4,130
Carry forward general activity (UDA)	0
17/18 Contracted orthodontic activity (UOA)	0
Carry forward orthodontic activity (UOA)	0
Baseline contract value	£107,500.49

### ACCESS\*

Patients seen in 24 months	Total	Change since previous quarter
Quarter ending June 2016	1,605	
Quarter ending September 2016	1,595	→
Quarter ending December 2016	1,605	→
Quarter ending March 2017	1,687	↑
Quarter ending June 2017	1,667	↓
<b>Variance since June 2016</b>	<b>3.9%</b>	<b>↑</b>



### ACTIVITY



Adjusted Scheduled Activity (UDA)		
Month	2017	2018
April	117	212
May	416	536
June	719	778
July	1,069	
August	1,583	
September	1,834	
October	2,150	
November	2,536	
December	2,857	
January	3,158	
February	3,533	
March	3,981	
April	4,211	
May	4,213	
June	4,215	

### QUALITY

	Quantity	Base Number	Contract	AT	Region	England
% of FP17s for the same patient ID Re-attending within 3 months - Children	6	173	3.5%	10.6%	11.6%	12.0%
% of FP17s for the same patient ID Re-attending within 3 months - Adults	30	393	7.6%	14.9%	15.9%	16.0%
% of FP17s for the same patient ID Re-attending between 3 & 9 months - Children	47	173	27.2%	59.9%	60.4%	58.0%
% of FP17s for the same patient ID Re-attending between 3 & 9 months - Adults	125	393	31.8%	52.2%	52.3%	50.9%
% of FP17s for Band 1 Urgent Courses	34	444	7.7%	10.0%	9.5%	9.1%
% of FP17s Relating to Free Repair or Replacements	3	444	0.7%	0.6%	0.7%	0.8%
% of FP17s Relating to Continuations	0	444	0.0%	1.1%	1.0%	1.1%
% of Patients satisfied with the dentistry they have received	1	1	N/A	93.1%	91.9%	91.7%
% of Patients satisfied with the time they had to wait for an appointment	1	1	N/A	87.9%	88.0%	88.0%

\* This is based on patients treated on this contract for their most recent course of treatment. Figures in italics indicate the base number of FP17s or Patient Questionnaire responses are less than 100. N/A is shown where the base number of responses is less than 10 during the period. % is calculated as Quantity/Base number\*100

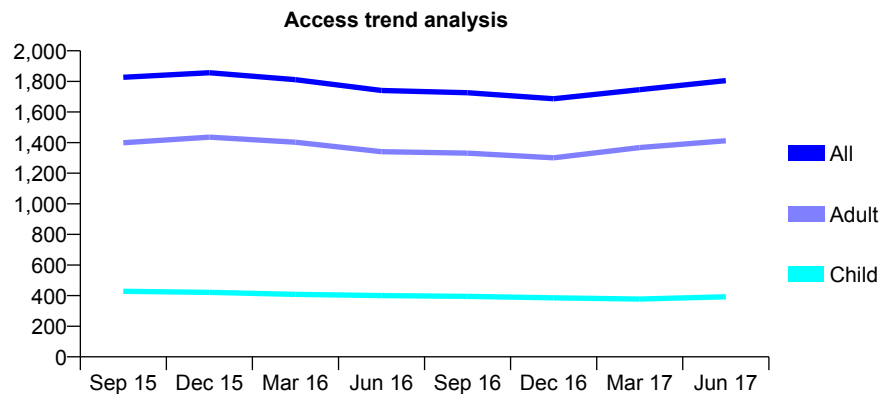
## Q70 - Vital Signs At a Glance Contract Report for 115304/0001 - June 2017

Name or company name	Ms A Modarresi-Tehrani
Contract type name	GDS Contract
Purpose of contract	General
Contract start date	10/08/2012
Contract end date	

17/18 Contracted general activity (UDA)	4,462
Carry forward general activity (UDA)	0
17/18 Contracted orthodontic activity (UOA)	0
Carry forward orthodontic activity (UOA)	0
Baseline contract value	£117,035.44

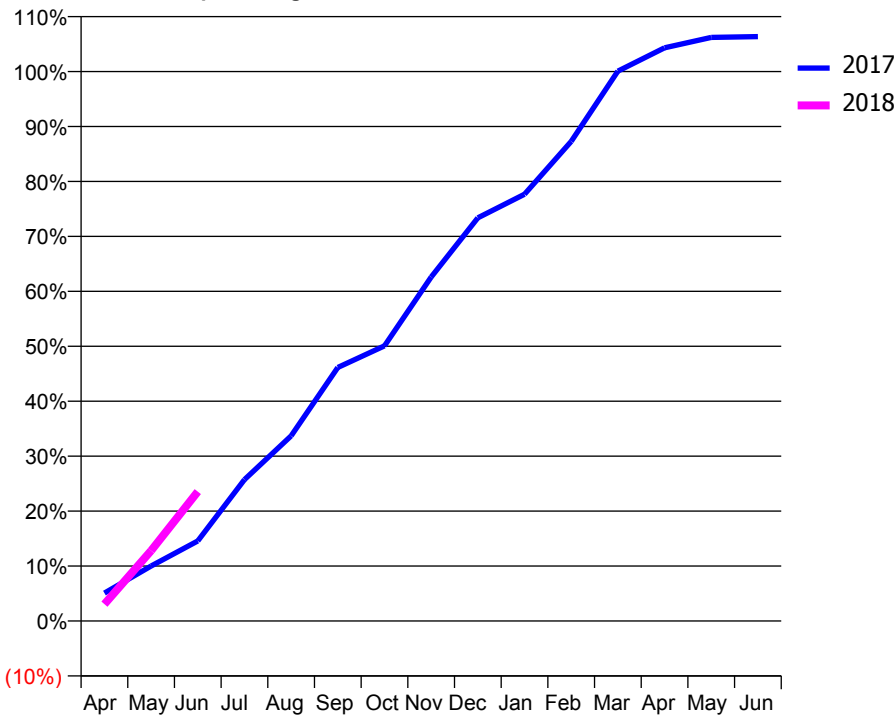
### ACCESS\*

Patients seen in 24 months	Total	Change since previous quarter
Quarter ending June 2016	1,741	
Quarter ending September 2016	1,726	→
Quarter ending December 2016	1,687	↓
Quarter ending March 2017	1,746	↑
Quarter ending June 2017	1,805	↑
<b>Variance since June 2016</b>	<b>3.7%</b>	<b>↑</b>



### ACTIVITY

Cumulative percentage of contracted UDA delivered 2017 & 2018



Month	Adjusted Scheduled Activity (UDA)	
	2017	2018
April	226	137
May	446	571
June	650	1,051
July	1,148	
August	1,504	
September	2,059	
October	2,235	
November	2,793	
December	3,274	
January	3,465	
February	3,894	
March	4,465	
April	4,654	
May	4,738	
June	4,745	

### QUALITY

	Quantity	Base Number	Contract	AT	Region	England
% of FP17s for the same patient ID Re-attending within 3 months - Children	3	143	2.1%	10.6%	11.6%	12.0%
% of FP17s for the same patient ID Re-attending within 3 months - Adults	68	520	13.1%	14.9%	15.9%	16.0%
% of FP17s for the same patient ID Re-attending between 3 & 9 months - Children	80	143	55.9%	59.9%	60.4%	58.0%
% of FP17s for the same patient ID Re-attending between 3 & 9 months - Adults	228	520	43.8%	52.2%	52.3%	50.9%
% of FP17s for Band 1 Urgent Courses	42	519	8.1%	10.0%	9.5%	9.1%
% of FP17s Relating to Free Repair or Replacements	0	519	0.0%	0.6%	0.7%	0.8%
% of FP17s Relating to Continuations	0	519	0.0%	1.1%	1.0%	1.1%
% of Patients satisfied with the dentistry they have received	2	4	N/A	93.1%	91.9%	91.7%
% of Patients satisfied with the time they had to wait for an appointment	2	4	N/A	87.9%	88.0%	88.0%

\* This is based on patients treated on this contract for their most recent course of treatment. Figures in italics indicate the base number of FP17s or Patient Questionnaire responses are less than 100. N/A is shown where the base number of responses is less than 10 during the period. % is calculated as Quantity/Base number\*100



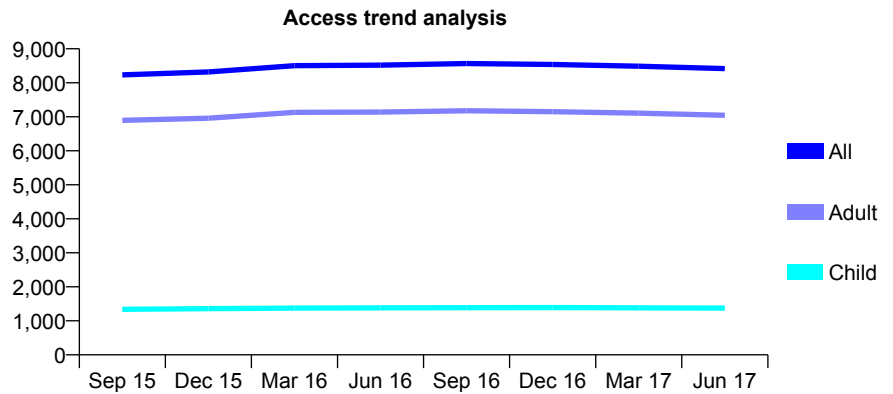
## Q70 - Vital Signs At a Glance Contract Report for 115363/0001 - June 2017

Name or company name	Holmoak Dental Practice
Contract type name	GDS Contract
Purpose of contract	General
Contract start date	01/04/2009
Contract end date	

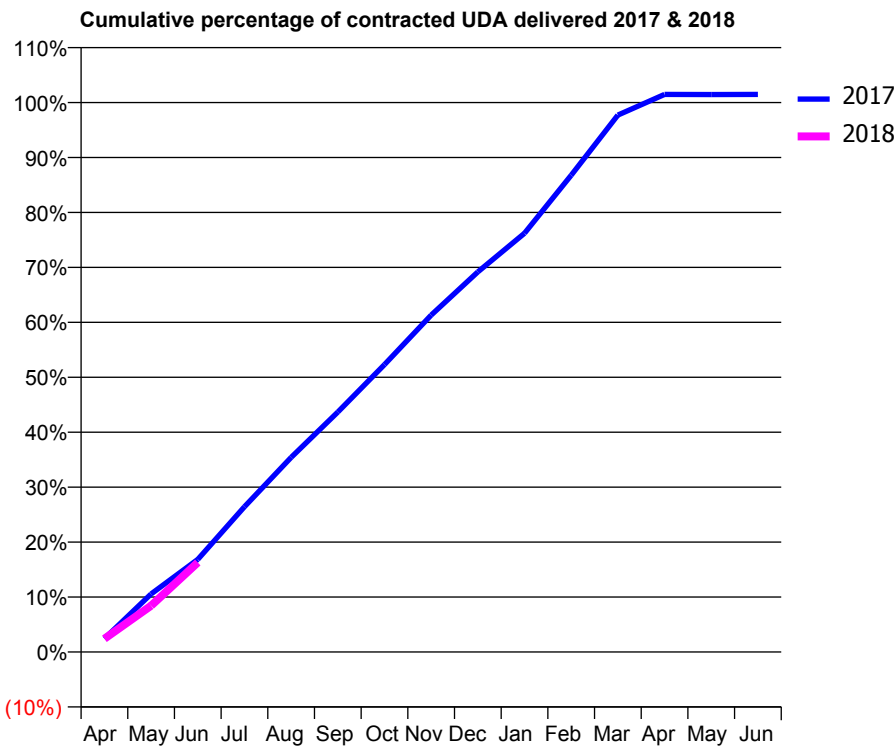
17/18 Contracted general activity (UDA)	28,000
Carry forward general activity (UDA)	0
17/18 Contracted orthodontic activity (UOA)	0
Carry forward orthodontic activity (UOA)	0
Baseline contract value	£720,445.42

### ACCESS\*

Patients seen in 24 months	Total	Change since previous quarter
Quarter ending June 2016	8,519	
Quarter ending September 2016	8,567	→
Quarter ending December 2016	8,541	→
Quarter ending March 2017	8,490	→
Quarter ending June 2017	8,419	→
<b>Variance since June 2016</b>	<b>(1.2%)</b>	<b>↓</b>



### ACTIVITY



Month	Adjusted Scheduled Activity (UDA)	
	2017	2018
April	684	676
May	2,962	2,361
June	4,716	4,562
July	7,404	
August	9,918	
September	12,229	
October	14,646	
November	17,168	
December	19,369	
January	21,339	
February	24,297	
March	27,362	
April	28,412	
May	28,404	
June	28,409	

### QUALITY

	Quantity	Base Number	Contract	AT	Region	England
% of FP17s for the same patient ID Re-attending within 3 months - Children	44	436	10.1%	10.6%	11.6%	12.0%
% of FP17s for the same patient ID Re-attending within 3 months - Adults	388	2,267	17.1%	14.9%	15.9%	16.0%
% of FP17s for the same patient ID Re-attending between 3 & 9 months - Children	271	436	62.2%	59.9%	60.4%	58.0%
% of FP17s for the same patient ID Re-attending between 3 & 9 months - Adults	1,341	2,267	59.2%	52.2%	52.3%	50.9%
% of FP17s for Band 1 Urgent Courses	242	2,237	10.8%	10.0%	9.5%	9.1%
% of FP17s Relating to Free Repair or Replacements	30	2,237	1.3%	0.6%	0.7%	0.8%
% of FP17s Relating to Continuations	26	2,237	1.2%	1.1%	1.0%	1.1%
% of Patients satisfied with the dentistry they have received	12	13	92.3%	93.1%	91.9%	91.7%
% of Patients satisfied with the time they had to wait for an appointment	12	13	92.3%	87.9%	88.0%	88.0%

\* This is based on patients treated on this contract for their most recent course of treatment. Figures in italics indicate the base number of FP17s or Patient Questionnaire responses are less than 100. N/A is shown where the base number of responses is less than 10 during the period. % is calculated as Quantity/Base number\*100

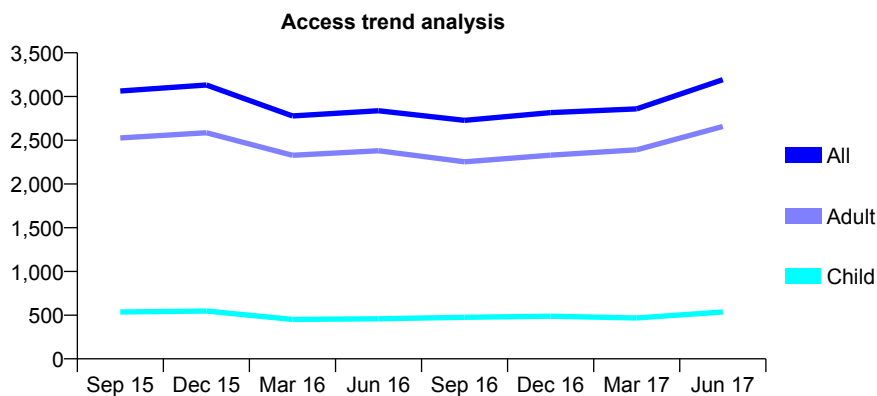
## Q70 - Vital Signs At a Glance Contract Report for 117463/0001 - June 2017

Name or company name	Jonathan Mynors-Wallis, Jayne Mynors-Wa
Contract type name	PDS Plus Contract
Purpose of contract	General
Contract start date	01/01/2011
Contract end date	31/12/2020

17/18 Contracted general activity (UDA)	6,000
Carry forward general activity (UDA)	0
17/18 Contracted orthodontic activity (UOA)	0
Carry forward orthodontic activity (UOA)	0
Baseline contract value	£118,698.85

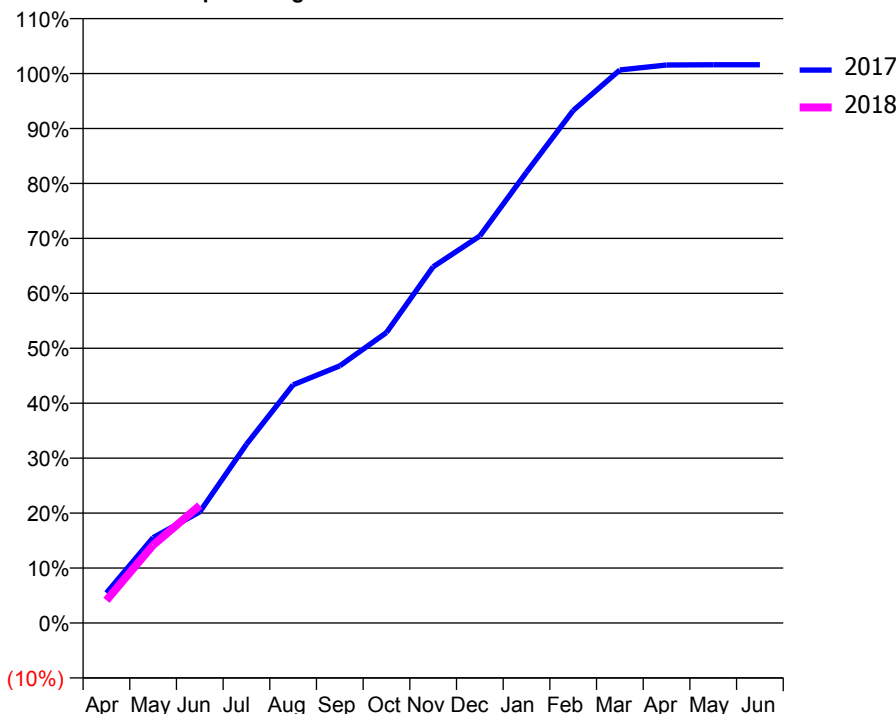
### ACCESS\*

Patients seen in 24 months	Total	Change since previous quarter
Quarter ending June 2016	2,838	
Quarter ending September 2016	2,728	↓
Quarter ending December 2016	2,816	↑
Quarter ending March 2017	2,858	→
Quarter ending June 2017	3,193	↑
<b>Variance since June 2016</b>	<b>12.5%</b>	<b>↑</b>



### ACTIVITY

Cumulative percentage of contracted UDA delivered 2017 & 2018



Month	Adjusted Scheduled Activity (UDA)	
	2017	2018
April	328	248
May	933	850
June	1,214	1,284
July	1,952	
August	2,601	
September	2,807	
October	3,173	
November	3,890	
December	4,227	
January	4,922	
February	5,596	
March	6,039	
April	6,093	
May	6,096	
June	6,096	

### QUALITY

	Quantity	Base Number	Contract	AT	Region	England
% of FP17s for the same patient ID Re-attending within 3 months - Children	10	205	4.9%	10.6%	11.6%	12.0%
% of FP17s for the same patient ID Re-attending within 3 months - Adults	89	875	10.2%	14.9%	15.9%	16.0%
% of FP17s for the same patient ID Re-attending between 3 & 9 months - Children	83	205	40.5%	59.9%	60.4%	58.0%
% of FP17s for the same patient ID Re-attending between 3 & 9 months - Adults	185	875	21.1%	52.2%	52.3%	50.9%
% of FP17s for Band 1 Urgent Courses	16	596	2.7%	10.0%	9.5%	9.1%
% of FP17s Relating to Free Repair or Replacements	4	596	0.7%	0.6%	0.7%	0.8%
% of FP17s Relating to Continuations	24	596	4.0%	1.1%	1.0%	1.1%
% of Patients satisfied with the dentistry they have received	2	2	N/A	93.1%	91.9%	91.7%
% of Patients satisfied with the time they had to wait for an appointment	2	2	N/A	87.9%	88.0%	88.0%

\* This is based on patients treated on this contract for their most recent course of treatment. Figures in italics indicate the base number of FP17s or Patient Questionnaire responses are less than 100. N/A is shown where the base number of responses is less than 10 during the period. % is calculated as Quantity/Base number\*100

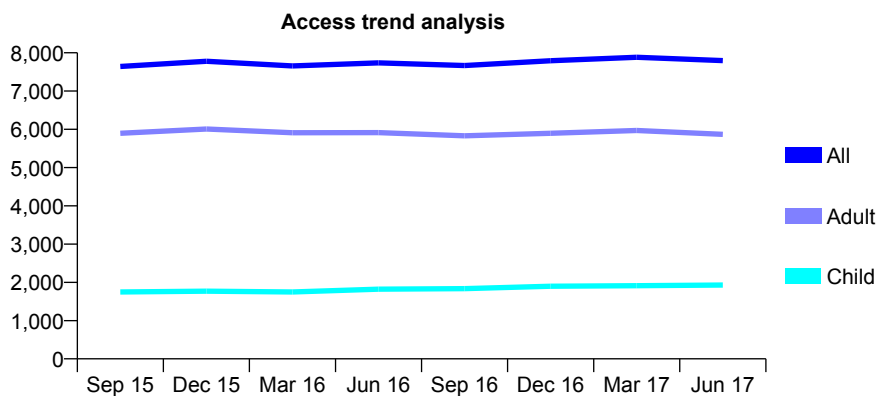
## Q70 - Vital Signs At a Glance Contract Report for 118060/0025 - June 2017

Name or company name	Genix Healthcare Ltd
Contract type name	GDS Contract
Purpose of contract	General
Contract start date	24/01/2011
Contract end date	

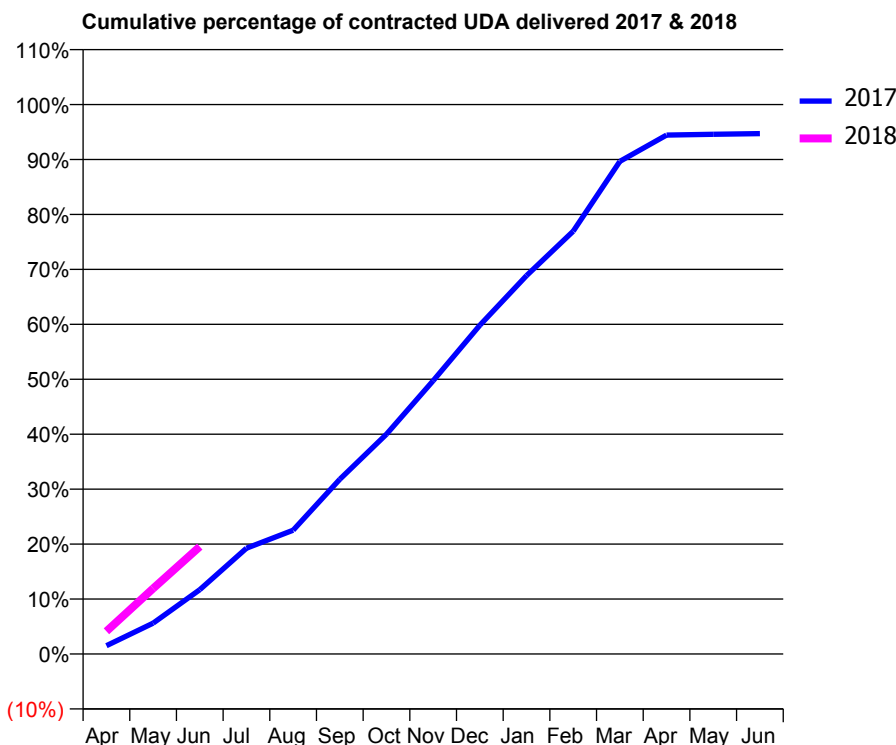
17/18 Contracted general activity (UDA)	21,000
Carry forward general activity (UDA)	0
17/18 Contracted orthodontic activity (UOA)	0
Carry forward orthodontic activity (UOA)	0
Baseline contract value	£524,553.03

### ACCESS\*

Patients seen in 24 months	Total	Change since previous quarter
Quarter ending June 2016	7,736	
Quarter ending September 2016	7,667	→
Quarter ending December 2016	7,794	→
Quarter ending March 2017	7,884	→
Quarter ending June 2017	7,796	↓
<b>Variance since June 2016</b>	<b>0.8%</b>	<b>→</b>



### ACTIVITY



Month	Adjusted Scheduled Activity (UDA)	
	2017	2018
April	318	869
May	1,182	2,507
June	2,460	4,102
July	4,046	
August	4,733	
September	6,678	
October	8,402	
November	10,445	
December	12,564	
January	14,460	
February	16,158	
March	18,828	
April	19,829	
May	19,860	
June	19,886	

### QUALITY

	Quantity	Base Number	Contract	AT	Region	England
% of FP17s for the same patient ID Re-attending within 3 months - Children	28	593	4.7%	10.6%	11.6%	12.0%
% of FP17s for the same patient ID Re-attending within 3 months - Adults	255	1,772	14.4%	14.9%	15.9%	16.0%
% of FP17s for the same patient ID Re-attending between 3 & 9 months - Children	311	593	52.4%	59.9%	60.4%	58.0%
% of FP17s for the same patient ID Re-attending between 3 & 9 months - Adults	953	1,772	53.8%	52.2%	52.3%	50.9%
% of FP17s for Band 1 Urgent Courses	117	1,898	6.2%	10.0%	9.5%	9.1%
% of FP17s Relating to Free Repair or Replacements	18	1,898	0.9%	0.6%	0.7%	0.8%
% of FP17s Relating to Continuations	11	1,898	0.6%	1.1%	1.0%	1.1%
% of Patients satisfied with the dentistry they have received	8	9	N/A	93.1%	91.9%	91.7%
% of Patients satisfied with the time they had to wait for an appointment	7	9	N/A	87.9%	88.0%	88.0%

\* This is based on patients treated on this contract for their most recent course of treatment. Figures in italics indicate the base number of FP17s or Patient Questionnaire responses are less than 100. N/A is shown where the base number of responses is less than 10 during the period. % is calculated as Quantity/Base number\*100

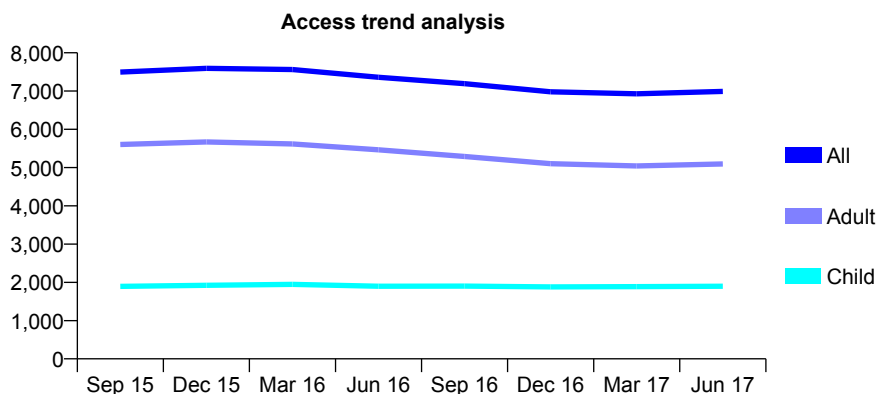
## Q70 - Vital Signs At a Glance Contract Report for 118060/0026 - June 2017

Name or company name	Genix Healthcare Ltd
Contract type name	GDS Contract
Purpose of contract	General
Contract start date	01/04/2011
Contract end date	

17/18 Contracted general activity (UDA)	21,000
Carry forward general activity (UDA)	0
17/18 Contracted orthodontic activity (UOA)	0
Carry forward orthodontic activity (UOA)	0
Baseline contract value	£524,553.03

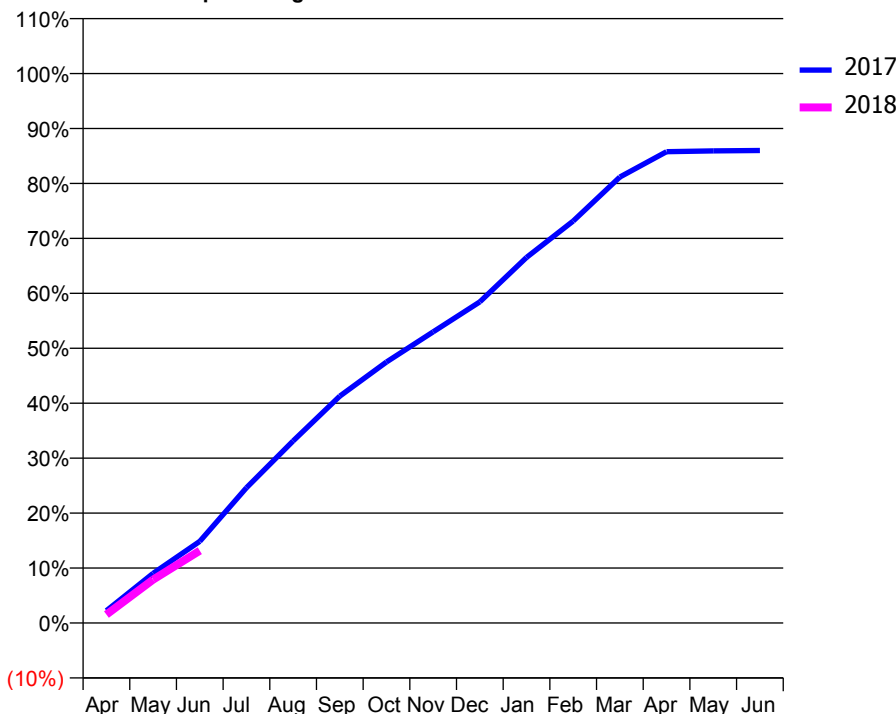
### ACCESS\*

Patients seen in 24 months	Total	Change since previous quarter
Quarter ending June 2016	7,361	
Quarter ending September 2016	7,192	↓
Quarter ending December 2016	6,980	↓
Quarter ending March 2017	6,929	→
Quarter ending June 2017	6,990	→
<b>Variance since June 2016</b>	<b>(5.0%)</b>	<b>↓</b>



### ACTIVITY

Cumulative percentage of contracted UDA delivered 2017 & 2018



Adjusted Scheduled Activity (UDA)

Month	2017	2018
April	452	324
May	1,819	1,659
June	2,990	2,767
July	4,953	
August	6,669	
September	8,312	
October	9,563	
November	10,664	
December	11,763	
January	13,387	
February	14,723	
March	16,334	
April	17,260	
May	17,291	
June	17,305	

### QUALITY

	Quantity	Base Number	Contract	AT	Region	England
% of FP17s for the same patient ID Re-attending within 3 months - Children	32	594	5.4%	10.6%	11.6%	12.0%
% of FP17s for the same patient ID Re-attending within 3 months - Adults	151	1,543	9.8%	14.9%	15.9%	16.0%
% of FP17s for the same patient ID Re-attending between 3 & 9 months - Children	352	594	59.3%	59.9%	60.4%	58.0%
% of FP17s for the same patient ID Re-attending between 3 & 9 months - Adults	831	1,543	53.9%	52.2%	52.3%	50.9%
% of FP17s for Band 1 Urgent Courses	210	1,623	12.9%	10.0%	9.5%	9.1%
% of FP17s Relating to Free Repair or Replacements	15	1,623	0.9%	0.6%	0.7%	0.8%
% of FP17s Relating to Continuations	9	1,623	0.6%	1.1%	1.0%	1.1%
% of Patients satisfied with the dentistry they have received	4	5	N/A	93.1%	91.9%	91.7%
% of Patients satisfied with the time they had to wait for an appointment	5	5	N/A	87.9%	88.0%	88.0%

\* This is based on patients treated on this contract for their most recent course of treatment. Figures in italics indicate the base number of FP17s or Patient Questionnaire responses are less than 100. N/A is shown where the base number of responses is less than 10 during the period. % is calculated as Quantity/Base number\*100

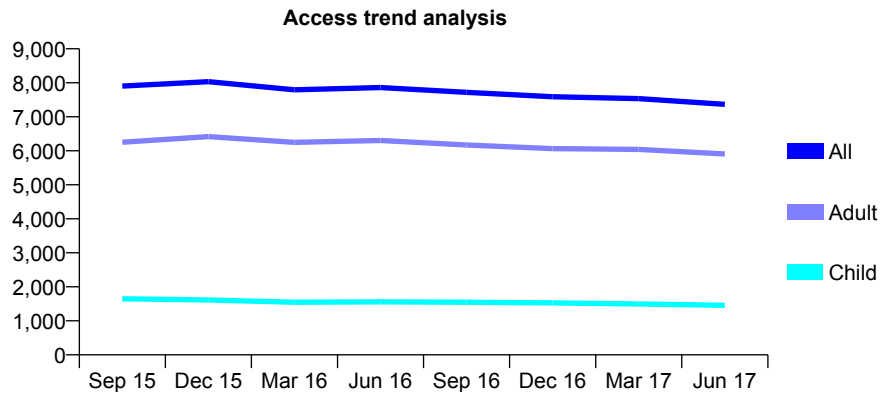
## Q70 - Vital Signs At a Glance Contract Report for 118133/0001 - June 2017

Name or company name	Mrs P Oghabi Sajjadi and Ms P Soltani - G
Contract type name	GDS Contract
Purpose of contract	General
Contract start date	01/11/2010
Contract end date	

17/18 Contracted general activity (UDA)	23,000
Carry forward general activity (UDA)	0
17/18 Contracted orthodontic activity (UOA)	0
Carry forward orthodontic activity (UOA)	0
Baseline contract value	£557,357.92

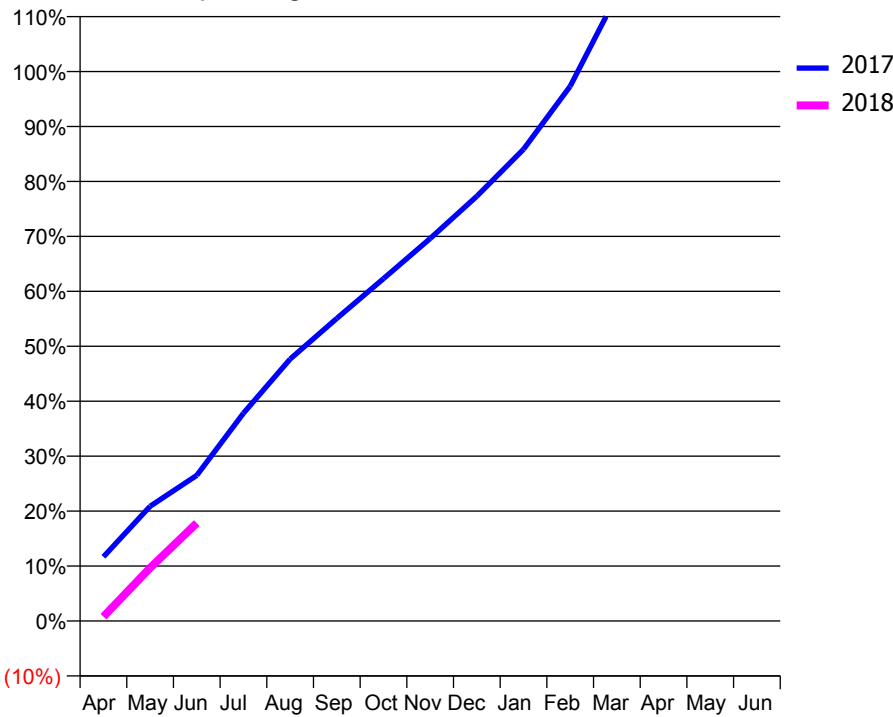
### ACCESS\*

Patients seen in 24 months	Total	Change since previous quarter
Quarter ending June 2016	7,861	
Quarter ending September 2016	7,718	↓
Quarter ending December 2016	7,591	↓
Quarter ending March 2017	7,536	→
Quarter ending June 2017	7,365	↓
<b>Variance since June 2016</b>	<b>(6.3%)</b>	<b>↓</b>



### ACTIVITY

Cumulative percentage of contracted UDA delivered 2017 & 2018



Month	Adjusted Scheduled Activity (UDA)	
	2017	2018
April	2,685	182
May	4,802	2,226
June	6,098	4,099
July	8,696	
August	10,964	
September	12,665	
October	14,329	
November	16,012	
December	17,778	
January	19,742	
February	22,385	
March	26,177	
April	27,813	
May	28,040	
June	28,071	

### QUALITY

	Quantity	Base Number	Contract	AT	Region	England
% of FP17s for the same patient ID Re-attending within 3 months - Children	39	492	7.9%	10.6%	11.6%	12.0%
% of FP17s for the same patient ID Re-attending within 3 months - Adults	397	1,947	20.4%	14.9%	15.9%	16.0%
% of FP17s for the same patient ID Re-attending between 3 & 9 months - Children	271	492	55.1%	59.9%	60.4%	58.0%
% of FP17s for the same patient ID Re-attending between 3 & 9 months - Adults	895	1,947	46.0%	52.2%	52.3%	50.9%
% of FP17s for Band 1 Urgent Courses	139	1,809	7.7%	10.0%	9.5%	9.1%
% of FP17s Relating to Free Repair or Replacements	14	1,809	0.8%	0.6%	0.7%	0.8%
% of FP17s Relating to Continuations	60	1,809	3.3%	1.1%	1.0%	1.1%
% of Patients satisfied with the dentistry they have received	17	19	89.5%	93.1%	91.9%	91.7%
% of Patients satisfied with the time they had to wait for an appointment	15	19	78.9%	87.9%	88.0%	88.0%

\* This is based on patients treated on this contract for their most recent course of treatment. Figures in italics indicate the base number of FP17s or Patient Questionnaire responses are less than 100. N/A is shown where the base number of responses is less than 10 during the period. % is calculated as Quantity/Base number\*100

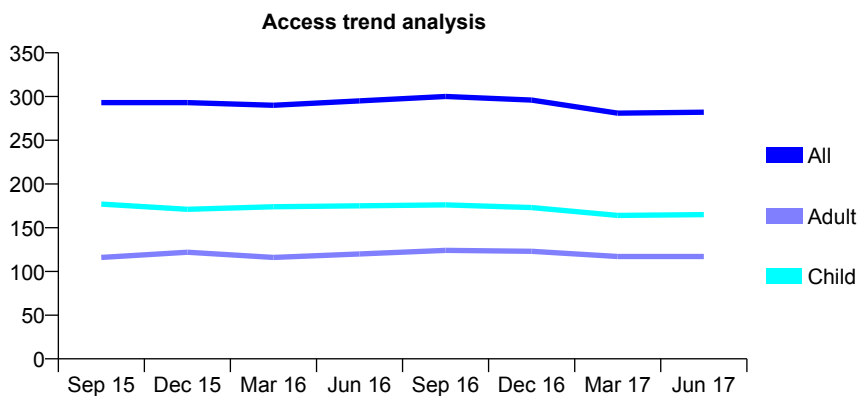
## Q70 - Vital Signs At a Glance Contract Report for 118451/0001 - June 2017

Name or company name	Adriana Lackova
Contract type name	GDS Contract
Purpose of contract	General
Contract start date	01/07/2011
Contract end date	

17/18 Contracted general activity (UDA)	1,000
Carry forward general activity (UDA)	0
17/18 Contracted orthodontic activity (UOA)	0
Carry forward orthodontic activity (UOA)	0
Baseline contract value	£19,249.54

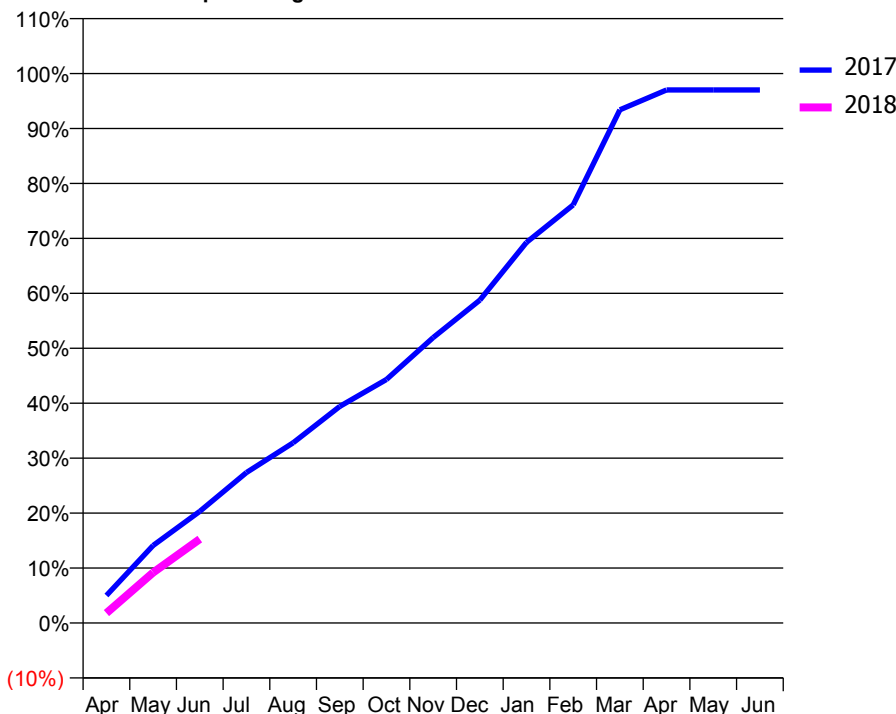
### ACCESS\*

Patients seen in 24 months	Total	Change since previous quarter
Quarter ending June 2016	295	
Quarter ending September 2016	300	→
Quarter ending December 2016	296	↓
Quarter ending March 2017	281	↓
Quarter ending June 2017	282	→
<b>Variance since June 2016</b>	<b>(4.4%)</b>	<b>↓</b>



### ACTIVITY

Cumulative percentage of contracted UDA delivered 2017 & 2018



Month	Adjusted Scheduled Activity (UDA)	
	2017	2018
April	50	18
May	141	92
June	203	153
July	274	
August	328	
September	394	
October	443	
November	519	
December	588	
January	693	
February	761	
March	934	
April	970	
May	970	
June	970	

### QUALITY

	Quantity	Base Number	Contract	AT	Region	England
% of FP17s for the same patient ID Re-attending within 3 months - Children	9	66	13.6%	10.6%	11.6%	12.0%
% of FP17s for the same patient ID Re-attending within 3 months - Adults	5	35	14.3%	14.9%	15.9%	16.0%
% of FP17s for the same patient ID Re-attending between 3 & 9 months - Children	45	66	68.2%	59.9%	60.4%	58.0%
% of FP17s for the same patient ID Re-attending between 3 & 9 months - Adults	22	35	62.9%	52.2%	52.3%	50.9%
% of FP17s for Band 1 Urgent Courses	4	86	4.7%	10.0%	9.5%	9.1%
% of FP17s Relating to Free Repair or Replacements	0	86	0.0%	0.6%	0.7%	0.8%
% of FP17s Relating to Continuations	0	86	0.0%	1.1%	1.0%	1.1%
% of Patients satisfied with the dentistry they have received	0	0	N/A	93.1%	91.9%	91.7%
% of Patients satisfied with the time they had to wait for an appointment	0	0	N/A	87.9%	88.0%	88.0%

\* This is based on patients treated on this contract for their most recent course of treatment. Figures in italics indicate the base number of FP17s or Patient Questionnaire responses are less than 100. N/A is shown where the base number of responses is less than 10 during the period. % is calculated as Quantity/Base number\*100

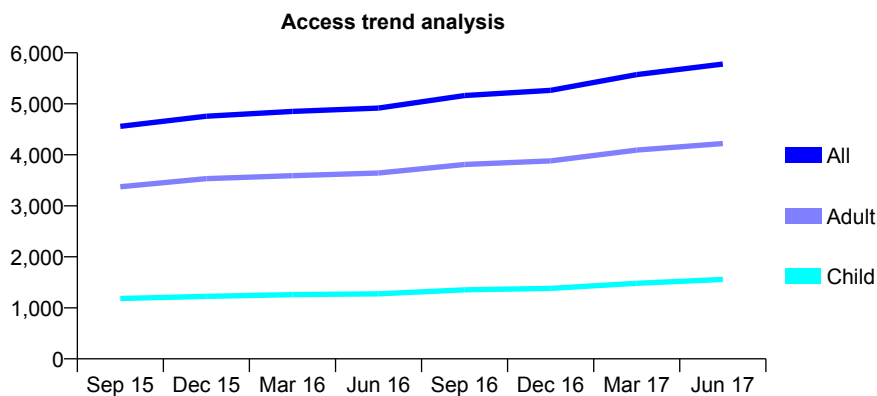
## Q70 - Vital Signs At a Glance Contract Report for 119016/0001 - June 2017

Name or company name	Alton Dental Ltd
Contract type name	GDS Contract
Purpose of contract	General
Contract start date	01/12/2010
Contract end date	

17/18 Contracted general activity (UDA)	9,051
Carry forward general activity (UDA)	0
17/18 Contracted orthodontic activity (UOA)	0
Carry forward orthodontic activity (UOA)	0
Baseline contract value	£279,784.52

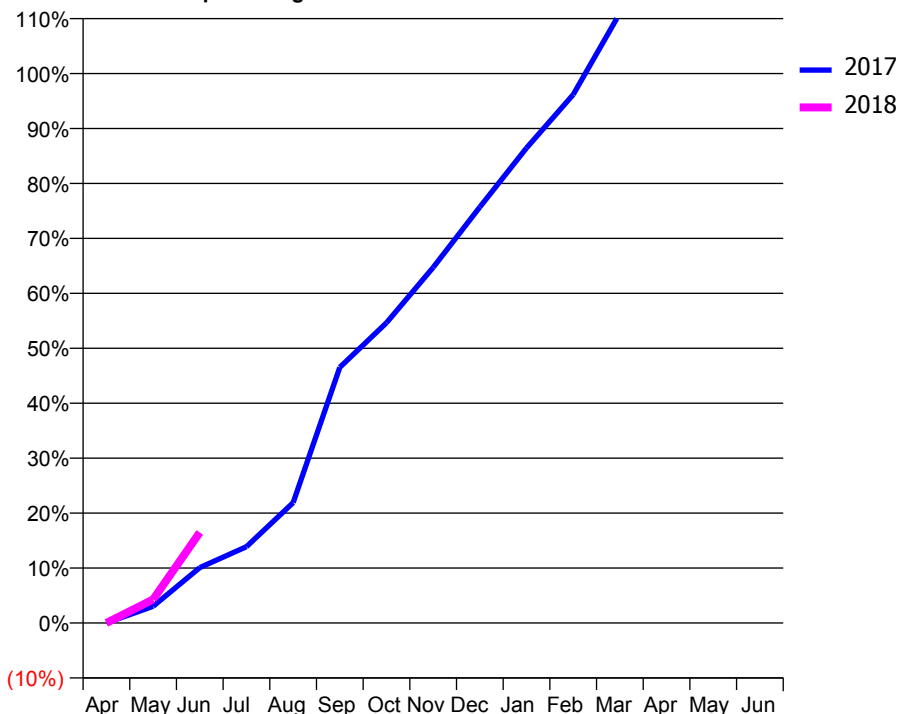
### ACCESS\*

Patients seen in 24 months	Total	Change since previous quarter
Quarter ending June 2016	4,916	
Quarter ending September 2016	5,162	↑
Quarter ending December 2016	5,264	→
Quarter ending March 2017	5,572	↑
Quarter ending June 2017	5,778	↑
<b>Variance since June 2016</b>	<b>17.5%</b>	<b>↑</b>



### ACTIVITY

Cumulative percentage of contracted UDA delivered 2017 & 2018



Month	Adjusted Scheduled Activity (UDA)	
	2017	2018
April	0	0
May	275	387
June	913	1,492
July	1,258	
August	1,983	
September	4,212	
October	4,945	
November	5,856	
December	6,851	
January	7,826	
February	8,702	
March	10,045	
April	11,212	
May	11,781	
June	11,787	

### QUALITY

	Quantity	Base Number	Contract	AT	Region	England
% of FP17s for the same patient ID Re-attending within 3 months - Children	37	464	8.0%	10.6%	11.6%	12.0%
% of FP17s for the same patient ID Re-attending within 3 months - Adults	187	1,354	13.8%	14.9%	15.9%	16.0%
% of FP17s for the same patient ID Re-attending between 3 & 9 months - Children	203	464	43.8%	59.9%	60.4%	58.0%
% of FP17s for the same patient ID Re-attending between 3 & 9 months - Adults	557	1,354	41.1%	52.2%	52.3%	50.9%
% of FP17s for Band 1 Urgent Courses	74	879	8.4%	10.0%	9.5%	9.1%
% of FP17s Relating to Free Repair or Replacements	2	879	0.2%	0.6%	0.7%	0.8%
% of FP17s Relating to Continuations	2	879	0.2%	1.1%	1.0%	1.1%
% of Patients satisfied with the dentistry they have received	5	6	N/A	93.1%	91.9%	91.7%
% of Patients satisfied with the time they had to wait for an appointment	6	6	N/A	87.9%	88.0%	88.0%

\* This is based on patients treated on this contract for their most recent course of treatment. Figures in italics indicate the base number of FP17s or Patient Questionnaire responses are less than 100. N/A is shown where the base number of responses is less than 10 during the period. % is calculated as Quantity/Base number\*100

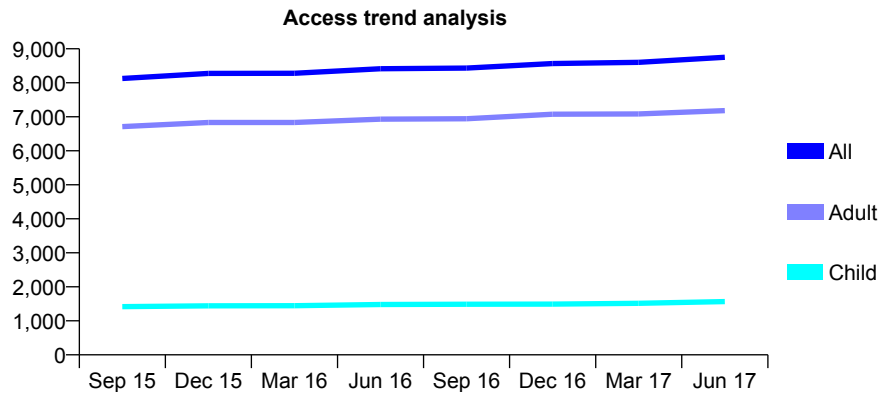
## Q70 - Vital Signs At a Glance Contract Report for 119652/0001 - June 2017

Name or company name	Westbourne Dental Practice
Contract type name	GDS Contract
Purpose of contract	General
Contract start date	01/04/2011
Contract end date	

17/18 Contracted general activity (UDA)	22,000
Carry forward general activity (UDA)	0
17/18 Contracted orthodontic activity (UOA)	0
Carry forward orthodontic activity (UOA)	0
Baseline contract value	£514,421.31

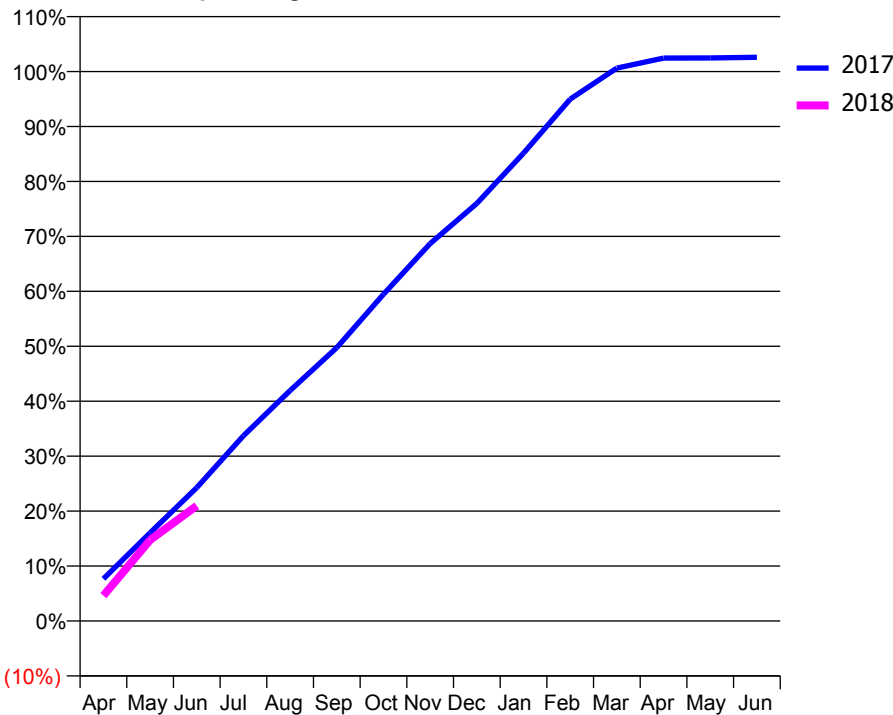
### ACCESS\*

Patients seen in 24 months	Total	Change since previous quarter
Quarter ending June 2016	8,412	
Quarter ending September 2016	8,432	→
Quarter ending December 2016	8,568	→
Quarter ending March 2017	8,601	→
Quarter ending June 2017	8,750	→
<b>Variance since June 2016</b>	<b>4.0%</b>	<b>↑</b>



### ACTIVITY

Cumulative percentage of contracted UDA delivered 2017 & 2018



Month	Adjusted Scheduled Activity (UDA)	
	2017	2018
April	1,692	1,016
May	3,534	3,242
June	5,341	4,615
July	7,416	
August	9,225	
September	10,948	
October	13,082	
November	15,112	
December	16,721	
January	18,731	
February	20,891	
March	22,140	
April	22,537	
May	22,541	
June	22,568	

### QUALITY

	Quantity	Base Number	Contract	AT	Region	England
% of FP17s for the same patient ID Re-attending within 3 months - Children	29	486	6.0%	10.6%	11.6%	12.0%
% of FP17s for the same patient ID Re-attending within 3 months - Adults	187	2,072	9.0%	14.9%	15.9%	16.0%
% of FP17s for the same patient ID Re-attending between 3 & 9 months - Children	228	486	46.9%	59.9%	60.4%	58.0%
% of FP17s for the same patient ID Re-attending between 3 & 9 months - Adults	1,005	2,072	48.5%	52.2%	52.3%	50.9%
% of FP17s for Band 1 Urgent Courses	104	2,346	4.4%	10.0%	9.5%	9.1%
% of FP17s Relating to Free Repair or Replacements	9	2,346	0.4%	0.6%	0.7%	0.8%
% of FP17s Relating to Continuations	65	2,346	2.8%	1.1%	1.0%	1.1%
% of Patients satisfied with the dentistry they have received	21	23	91.3%	93.1%	91.9%	91.7%
% of Patients satisfied with the time they had to wait for an appointment	18	23	78.3%	87.9%	88.0%	88.0%

\* This is based on patients treated on this contract for their most recent course of treatment. Figures in italics indicate the base number of FP17s or Patient Questionnaire responses are less than 100. N/A is shown where the base number of responses is less than 10 during the period. % is calculated as Quantity/Base number\*100



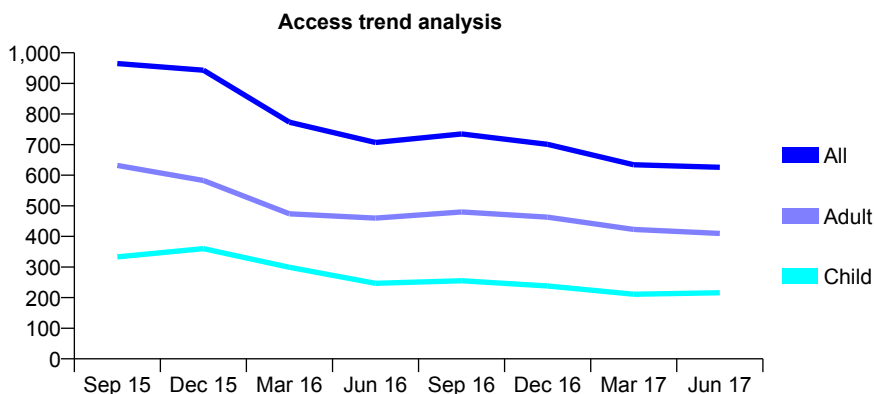
## Q70 - Vital Signs At a Glance Contract Report for 119830/0001 - June 2017

Name or company name	Milhams Road Partnership
Contract type name	GDS Contract
Purpose of contract	General
Contract start date	01/04/2012
Contract end date	

17/18 Contracted general activity (UDA)	2,495
Carry forward general activity (UDA)	0
17/18 Contracted orthodontic activity (UOA)	0
Carry forward orthodontic activity (UOA)	0
Baseline contract value	£64,713.34

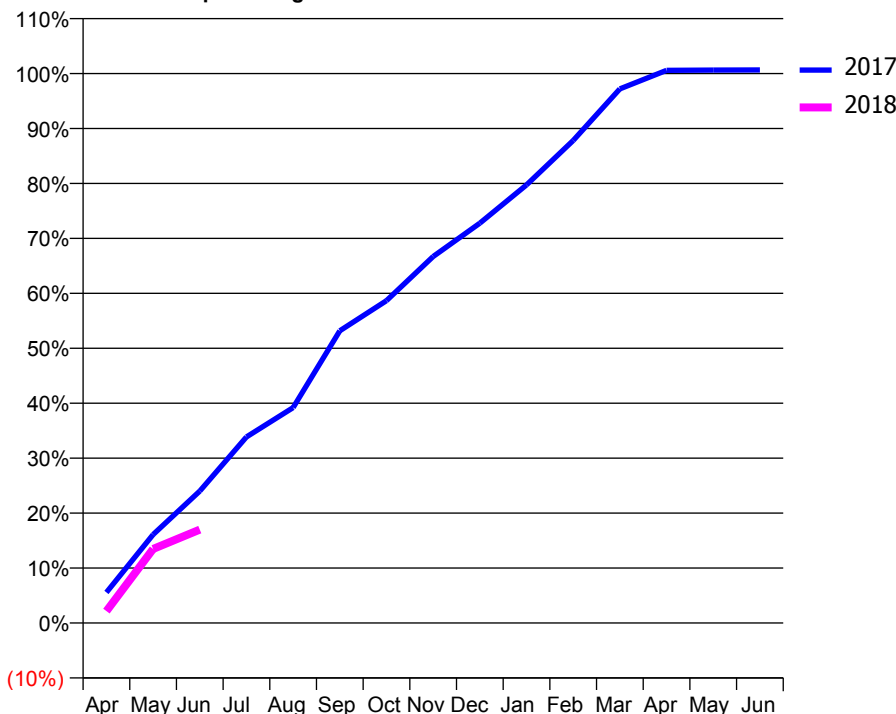
### ACCESS\*

Patients seen in 24 months	Total	Change since previous quarter
Quarter ending June 2016	707	
Quarter ending September 2016	735	↑
Quarter ending December 2016	701	↓
Quarter ending March 2017	634	↓
Quarter ending June 2017	626	↓
<b>Variance since June 2016</b>	<b>(11.5%)</b>	<b>↓</b>



### ACTIVITY

Cumulative percentage of contracted UDA delivered 2017 & 2018



Adjusted Scheduled Activity (UDA)

Month	2017	2018
April	139	54
May	402	336
June	599	424
July	845	
August	978	
September	1,327	
October	1,463	
November	1,664	
December	1,815	
January	1,989	
February	2,191	
March	2,425	
April	2,509	
May	2,510	
June	2,511	

### QUALITY

	Quantity	Base Number	Contract	AT	Region	England
% of FP17s for the same patient ID Re-attending within 3 months - Children	1	88	1.1%	10.6%	11.6%	12.0%
% of FP17s for the same patient ID Re-attending within 3 months - Adults	28	169	16.6%	14.9%	15.9%	16.0%
% of FP17s for the same patient ID Re-attending between 3 & 9 months - Children	25	88	28.4%	59.9%	60.4%	58.0%
% of FP17s for the same patient ID Re-attending between 3 & 9 months - Adults	54	169	32.0%	52.2%	52.3%	50.9%
% of FP17s for Band 1 Urgent Courses	31	210	14.8%	10.0%	9.5%	9.1%
% of FP17s Relating to Free Repair or Replacements	3	210	1.4%	0.6%	0.7%	0.8%
% of FP17s Relating to Continuations	2	210	1.0%	1.1%	1.0%	1.1%
% of Patients satisfied with the dentistry they have received	0	0	N/A	93.1%	91.9%	91.7%
% of Patients satisfied with the time they had to wait for an appointment	0	0	N/A	87.9%	88.0%	88.0%

\* This is based on patients treated on this contract for their most recent course of treatment. Figures in italics indicate the base number of FP17s or Patient Questionnaire responses are less than 100. N/A is shown where the base number of responses is less than 10 during the period. % is calculated as Quantity/Base number\*100

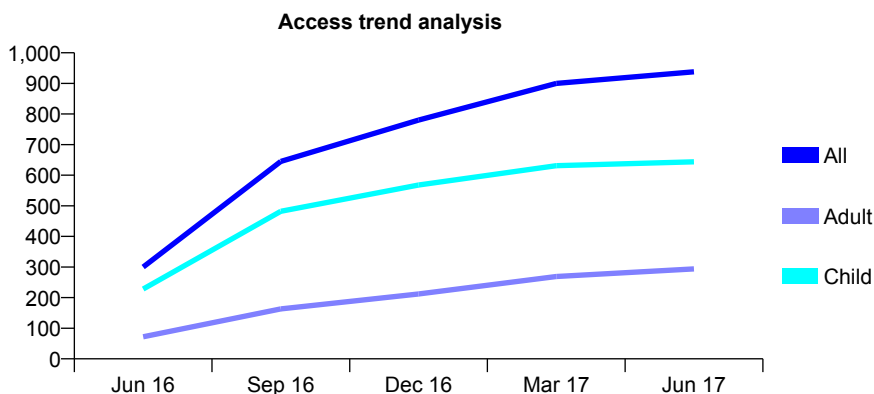
## Q70 - Vital Signs At a Glance Contract Report for 120189/0001 - June 2017

Name or company name	Heatherstone House NHS Partnership
Contract type name	GDS Contract
Purpose of contract	General
Contract start date	01/04/2016
Contract end date	

17/18 Contracted general activity (UDA)	2,110
Carry forward general activity (UDA)	0
17/18 Contracted orthodontic activity (UOA)	0
Carry forward orthodontic activity (UOA)	0
Baseline contract value	£62,706.14

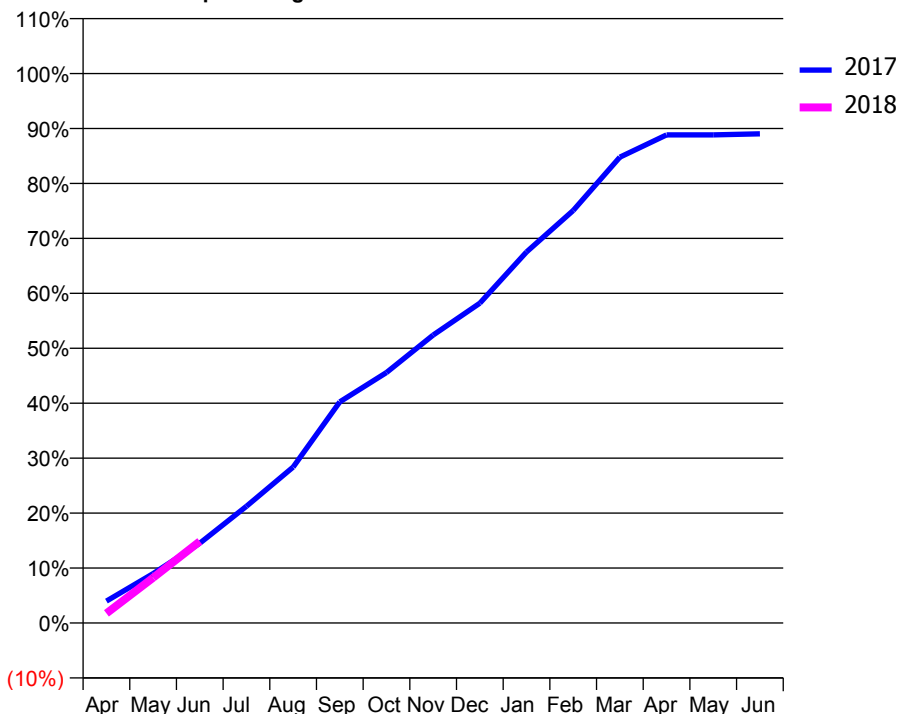
### ACCESS\*

Patients seen in 24 months	Total	Change since previous quarter
Quarter ending June 2016	300	
Quarter ending September 2016	645	↑
Quarter ending December 2016	780	↑
Quarter ending March 2017	900	↑
Quarter ending June 2017	938	↑
<b>Variance since June 2016</b>	<b>212.7%</b>	<b>↑</b>



### ACTIVITY

Cumulative percentage of contracted UDA delivered 2017 & 2018



Adjusted Scheduled Activity (UDA)

Month	2017	2018
April	87	37
May	196	174
June	317	314
July	463	
August	619	
September	878	
October	995	
November	1,143	
December	1,270	
January	1,474	
February	1,638	
March	1,850	
April	1,938	
May	1,938	
June	1,942	

### QUALITY

	Quantity	Base Number	Contract	AT	Region	England
% of FP17s for the same patient ID Re-attending within 3 months - Children	12	229	5.2%	10.6%	11.6%	12.0%
% of FP17s for the same patient ID Re-attending within 3 months - Adults	7	84	8.3%	14.9%	15.9%	16.0%
% of FP17s for the same patient ID Re-attending between 3 & 9 months - Children	151	229	65.9%	59.9%	60.4%	58.0%
% of FP17s for the same patient ID Re-attending between 3 & 9 months - Adults	50	84	59.5%	52.2%	52.3%	50.9%
% of FP17s for Band 1 Urgent Courses	24	247	9.7%	10.0%	9.5%	9.1%
% of FP17s Relating to Free Repair or Replacements	0	247	0.0%	0.6%	0.7%	0.8%
% of FP17s Relating to Continuations	0	247	0.0%	1.1%	1.0%	1.1%
% of Patients satisfied with the dentistry they have received	1	1	N/A	93.1%	91.9%	91.7%
% of Patients satisfied with the time they had to wait for an appointment	1	1	N/A	87.9%	88.0%	88.0%

\* This is based on patients treated on this contract for their most recent course of treatment. Figures in italics indicate the base number of FP17s or Patient Questionnaire responses are less than 100. N/A is shown where the base number of responses is less than 10 during the period. % is calculated as Quantity/Base number\*100

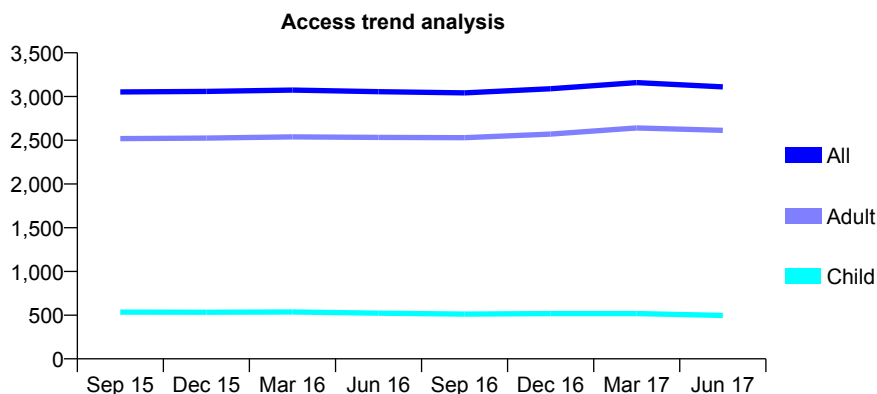
## Q70 - Vital Signs At a Glance Contract Report for 120669/0001 - June 2017

Name or company name	Gowers Dental Surgery Limited
Contract type name	GDS Contract
Purpose of contract	General
Contract start date	01/04/2009
Contract end date	

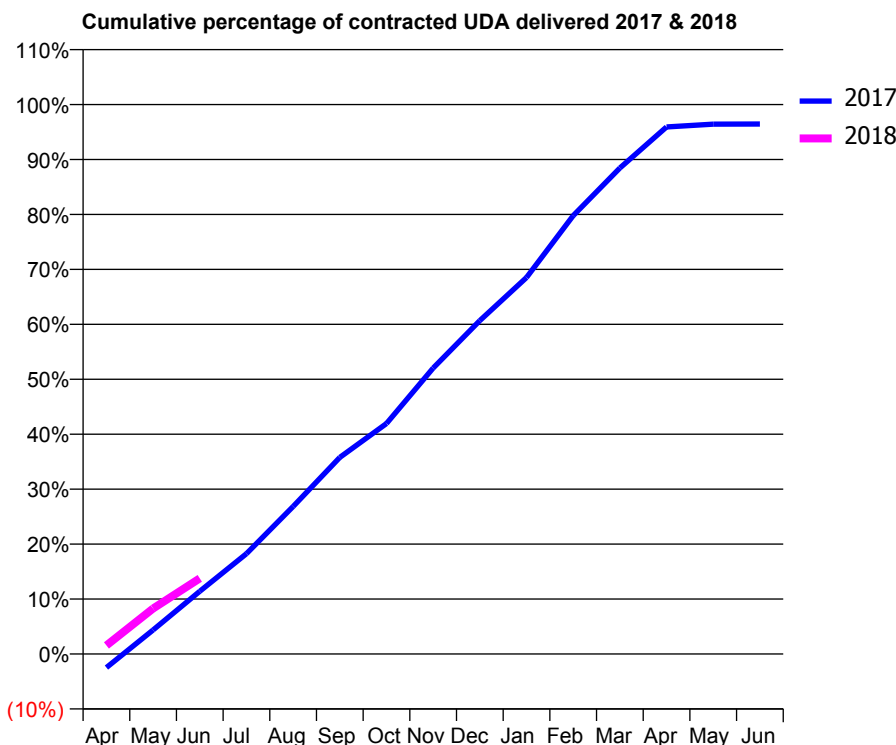
17/18 Contracted general activity (UDA)	11,705
Carry forward general activity (UDA)	0
17/18 Contracted orthodontic activity (UOA)	0
Carry forward orthodontic activity (UOA)	0
Baseline contract value	£301,788.71

### ACCESS\*

Patients seen in 24 months	Total	Change since previous quarter
Quarter ending June 2016	3,055	
Quarter ending September 2016	3,041	→
Quarter ending December 2016	3,089	→
Quarter ending March 2017	3,159	↑
Quarter ending June 2017	3,110	↓
<b>Variance since June 2016</b>	<b>1.8%</b>	<b>→</b>



### ACTIVITY



Month	Adjusted Scheduled Activity (UDA)	
	2017	2018
April	-292	183
May	514	969
June	1,337	1,611
July	2,137	
August	3,143	
September	4,187	
October	4,908	
November	6,092	
December	7,104	
January	8,020	
February	9,339	
March	10,353	
April	11,226	
May	11,286	
June	11,289	

### QUALITY

	Quantity	Base Number	Contract	AT	Region	England
% of FP17s for the same patient ID Re-attending within 3 months - Children	12	161	7.5%	10.6%	11.6%	12.0%
% of FP17s for the same patient ID Re-attending within 3 months - Adults	175	1,012	17.3%	14.9%	15.9%	16.0%
% of FP17s for the same patient ID Re-attending between 3 & 9 months - Children	111	161	68.9%	59.9%	60.4%	58.0%
% of FP17s for the same patient ID Re-attending between 3 & 9 months - Adults	637	1,012	62.9%	52.2%	52.3%	50.9%
% of FP17s for Band 1 Urgent Courses	107	902	11.9%	10.0%	9.5%	9.1%
% of FP17s Relating to Free Repair or Replacements	4	902	0.4%	0.6%	0.7%	0.8%
% of FP17s Relating to Continuations	18	902	2.0%	1.1%	1.0%	1.1%
% of Patients satisfied with the dentistry they have received	8	8	N/A	93.1%	91.9%	91.7%
% of Patients satisfied with the time they had to wait for an appointment	8	8	N/A	87.9%	88.0%	88.0%

\* This is based on patients treated on this contract for their most recent course of treatment. Figures in italics indicate the base number of FP17s or Patient Questionnaire responses are less than 100. N/A is shown where the base number of responses is less than 10 during the period. % is calculated as Quantity/Base number\*100

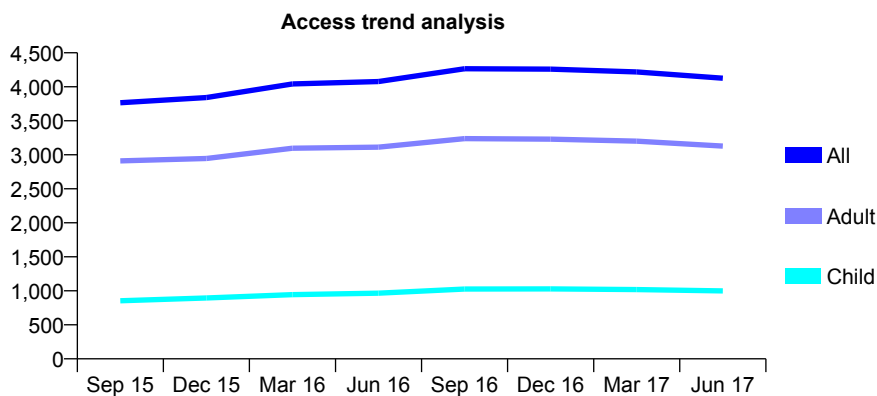
## Q70 - Vital Signs At a Glance Contract Report for 121061/0001 - June 2017

Name or company name	Dental Concepts Whitchurch
Contract type name	GDS Contract
Purpose of contract	General
Contract start date	10/09/2010
Contract end date	

17/18 Contracted general activity (UDA)	11,000
Carry forward general activity (UDA)	0
17/18 Contracted orthodontic activity (UOA)	0
Carry forward orthodontic activity (UOA)	0
Baseline contract value	£272,943.34

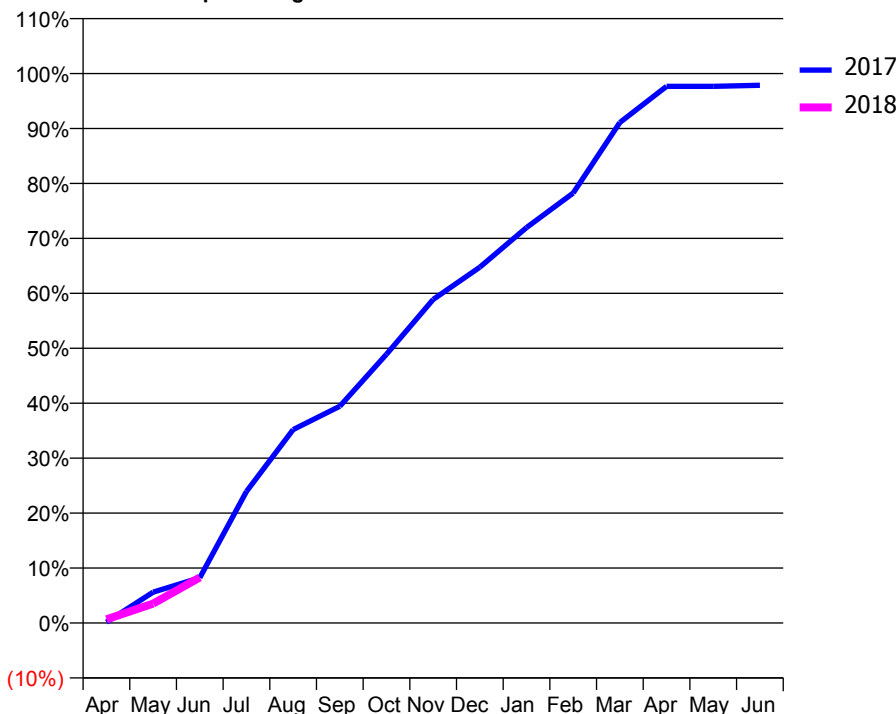
### ACCESS\*

Patients seen in 24 months	Total	Change since previous quarter
Quarter ending June 2016	4,078	
Quarter ending September 2016	4,265	↑
Quarter ending December 2016	4,259	→
Quarter ending March 2017	4,219	→
Quarter ending June 2017	4,127	↓
<b>Variance since June 2016</b>	<b>1.2%</b>	<b>→</b>



### ACTIVITY

Cumulative percentage of contracted UDA delivered 2017 & 2018



Month	Adjusted Scheduled Activity (UDA)	
	2017	2018
April	18	74
May	619	387
June	905	911
July	2,633	
August	3,872	
September	4,339	
October	5,381	
November	6,478	
December	7,122	
January	7,917	
February	8,607	
March	10,018	
April	10,742	
May	10,742	
June	10,765	

### QUALITY

	Quantity	Base Number	Contract	AT	Region	England
% of FP17s for the same patient ID Re-attending within 3 months - Children	15	219	6.8%	10.6%	11.6%	12.0%
% of FP17s for the same patient ID Re-attending within 3 months - Adults	69	699	9.9%	14.9%	15.9%	16.0%
% of FP17s for the same patient ID Re-attending between 3 & 9 months - Children	136	219	62.1%	59.9%	60.4%	58.0%
% of FP17s for the same patient ID Re-attending between 3 & 9 months - Adults	376	699	53.8%	52.2%	52.3%	50.9%
% of FP17s for Band 1 Urgent Courses	70	575	12.2%	10.0%	9.5%	9.1%
% of FP17s Relating to Free Repair or Replacements	6	575	1.0%	0.6%	0.7%	0.8%
% of FP17s Relating to Continuations	0	575	0.0%	1.1%	1.0%	1.1%
% of Patients satisfied with the dentistry they have received	16	16	100.0%	93.1%	91.9%	91.7%
% of Patients satisfied with the time they had to wait for an appointment	15	16	93.8%	87.9%	88.0%	88.0%

\* This is based on patients treated on this contract for their most recent course of treatment. Figures in italics indicate the base number of FP17s or Patient Questionnaire responses are less than 100. N/A is shown where the base number of responses is less than 10 during the period. % is calculated as Quantity/Base number\*100

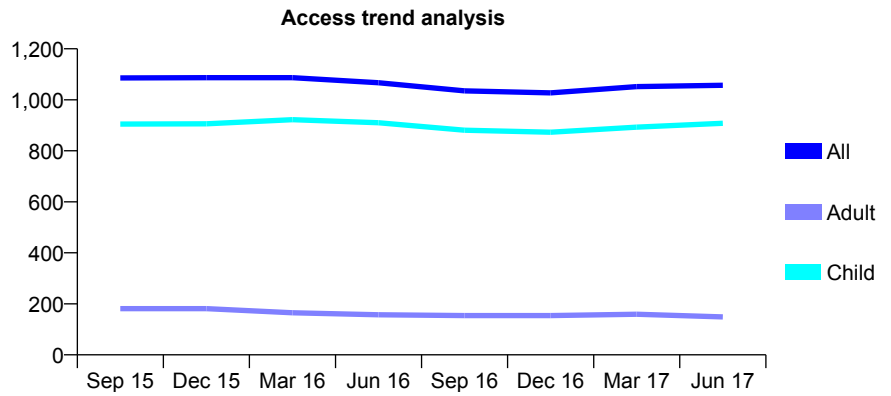
## Q70 - Vital Signs At a Glance Contract Report for 122920/0001 - June 2017

Name or company name	Ms Briony Wood
Contract type name	GDS Contract
Purpose of contract	General
Contract start date	01/08/2011
Contract end date	

17/18 Contracted general activity (UDA)	2,260
Carry forward general activity (UDA)	0
17/18 Contracted orthodontic activity (UOA)	0
Carry forward orthodontic activity (UOA)	0
Baseline contract value	£56,521.92

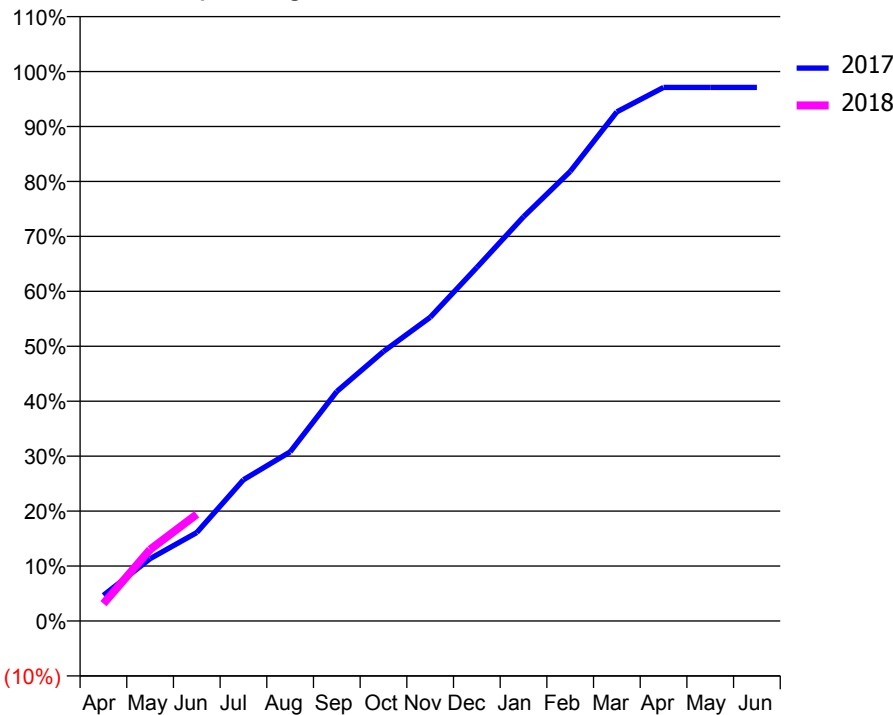
### ACCESS\*

Patients seen in 24 months	Total	Change since previous quarter
Quarter ending June 2016	1,067	
Quarter ending September 2016	1,035	↓
Quarter ending December 2016	1,027	→
Quarter ending March 2017	1,052	↑
Quarter ending June 2017	1,057	→
<b>Variance since June 2016</b>	<b>(0.9%)</b>	→



### ACTIVITY

Cumulative percentage of contracted UDA delivered 2017 & 2018



Adjusted Scheduled Activity (UDA)		
Month	2017	2018
April	106	71
May	256	294
June	364	439
July	581	
August	696	
September	944	
October	1,109	
November	1,249	
December	1,454	
January	1,663	
February	1,849	
March	2,094	
April	2,195	
May	2,195	
June	2,195	

### QUALITY

	Quantity	Base Number	Contract	AT	Region	England
% of FP17s for the same patient ID Re-attending within 3 months - Children	33	409	8.1%	10.6%	11.6%	12.0%
% of FP17s for the same patient ID Re-attending within 3 months - Adults	1	26	3.8%	14.9%	15.9%	16.0%
% of FP17s for the same patient ID Re-attending between 3 & 9 months - Children	275	409	67.2%	59.9%	60.4%	58.0%
% of FP17s for the same patient ID Re-attending between 3 & 9 months - Adults	17	26	65.4%	52.2%	52.3%	50.9%
% of FP17s for Band 1 Urgent Courses	14	351	4.0%	10.0%	9.5%	9.1%
% of FP17s Relating to Free Repair or Replacements	0	351	0.0%	0.6%	0.7%	0.8%
% of FP17s Relating to Continuations	0	351	0.0%	1.1%	1.0%	1.1%
% of Patients satisfied with the dentistry they have received	0	0	N/A	93.1%	91.9%	91.7%
% of Patients satisfied with the time they had to wait for an appointment	0	0	N/A	87.9%	88.0%	88.0%

\* This is based on patients treated on this contract for their most recent course of treatment. Figures in italics indicate the base number of FP17s or Patient Questionnaire responses are less than 100. N/A is shown where the base number of responses is less than 10 during the period. % is calculated as Quantity/Base number\*100

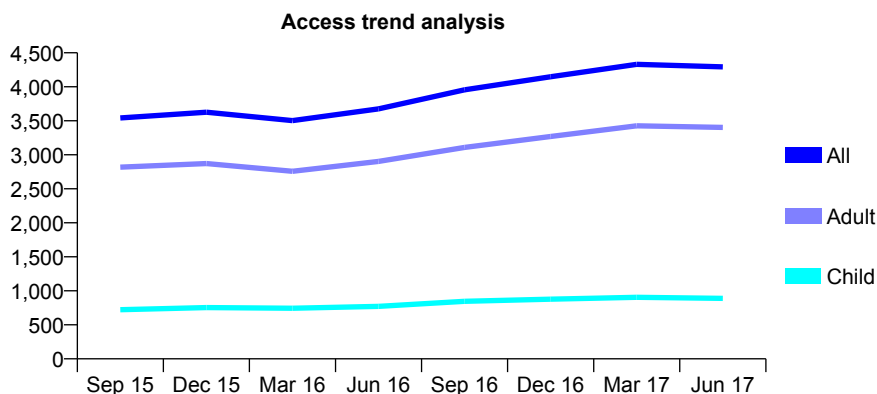
## Q70 - Vital Signs At a Glance Contract Report for 124370/0001 - June 2017

Name or company name	Best Practice CDA Ltd
Contract type name	GDS Contract
Purpose of contract	General
Contract start date	16/03/2010
Contract end date	

17/18 Contracted general activity (UDA)	15,000
Carry forward general activity (UDA)	0
17/18 Contracted orthodontic activity (UOA)	0
Carry forward orthodontic activity (UOA)	0
Baseline contract value	£385,292.18

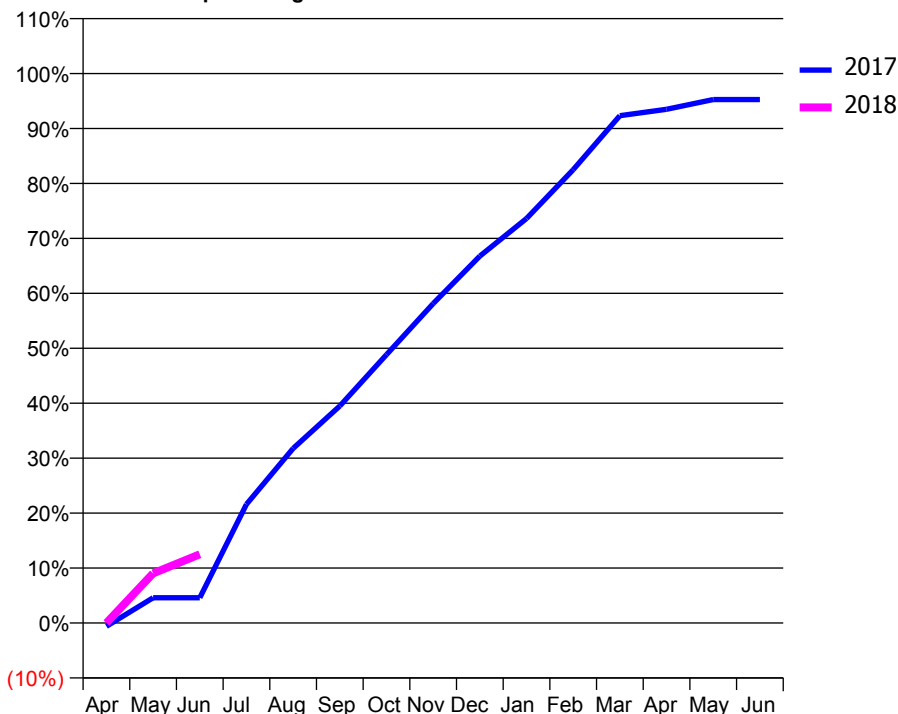
### ACCESS\*

Patients seen in 24 months	Total	Change since previous quarter
Quarter ending June 2016	3,675	
Quarter ending September 2016	3,956	↑
Quarter ending December 2016	4,148	↑
Quarter ending March 2017	4,330	↑
Quarter ending June 2017	4,293	→
<b>Variance since June 2016</b>	<b>16.8%</b>	<b>↑</b>



### ACTIVITY

Cumulative percentage of contracted UDA delivered 2017 & 2018



Month	Adjusted Scheduled Activity (UDA)	
	2017	2018
April	-84	0
May	634	1,357
June	634	1,876
July	2,972	
August	4,370	
September	5,431	
October	6,716	
November	7,995	
December	9,182	
January	10,122	
February	11,345	
March	12,695	
April	12,858	
May	13,101	
June	13,101	

### QUALITY

	Quantity	Base Number	Contract	AT	Region	England
% of FP17s for the same patient ID Re-attending within 3 months - Children	12	258	4.7%	10.6%	11.6%	12.0%
% of FP17s for the same patient ID Re-attending within 3 months - Adults	133	878	15.1%	14.9%	15.9%	16.0%
% of FP17s for the same patient ID Re-attending between 3 & 9 months - Children	173	258	67.1%	59.9%	60.4%	58.0%
% of FP17s for the same patient ID Re-attending between 3 & 9 months - Adults	500	878	56.9%	52.2%	52.3%	50.9%
% of FP17s for Band 1 Urgent Courses	84	966	8.7%	10.0%	9.5%	9.1%
% of FP17s Relating to Free Repair or Replacements	5	966	0.5%	0.6%	0.7%	0.8%
% of FP17s Relating to Continuations	20	966	2.1%	1.1%	1.0%	1.1%
% of Patients satisfied with the dentistry they have received	7	7	N/A	93.1%	91.9%	91.7%
% of Patients satisfied with the time they had to wait for an appointment	7	7	N/A	87.9%	88.0%	88.0%

\* This is based on patients treated on this contract for their most recent course of treatment. Figures in italics indicate the base number of FP17s or Patient Questionnaire responses are less than 100. N/A is shown where the base number of responses is less than 10 during the period. % is calculated as Quantity/Base number\*100

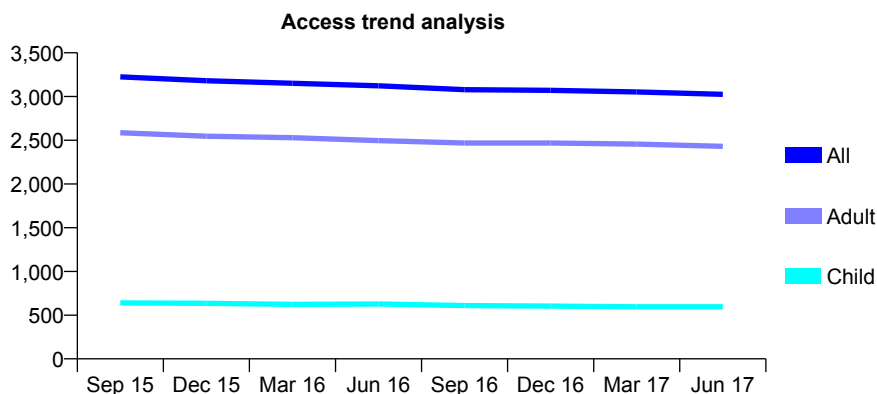
## Q70 - Vital Signs At a Glance Contract Report for 124745/0001 - June 2017

Name or company name	Mr B J Richardson & Mr C M Winterbottom
Contract type name	GDS Contract
Purpose of contract	General
Contract start date	01/04/2013
Contract end date	

17/18 Contracted general activity (UDA)	12,311
Carry forward general activity (UDA)	0
17/18 Contracted orthodontic activity (UOA)	0
Carry forward orthodontic activity (UOA)	0
Baseline contract value	£310,938.64

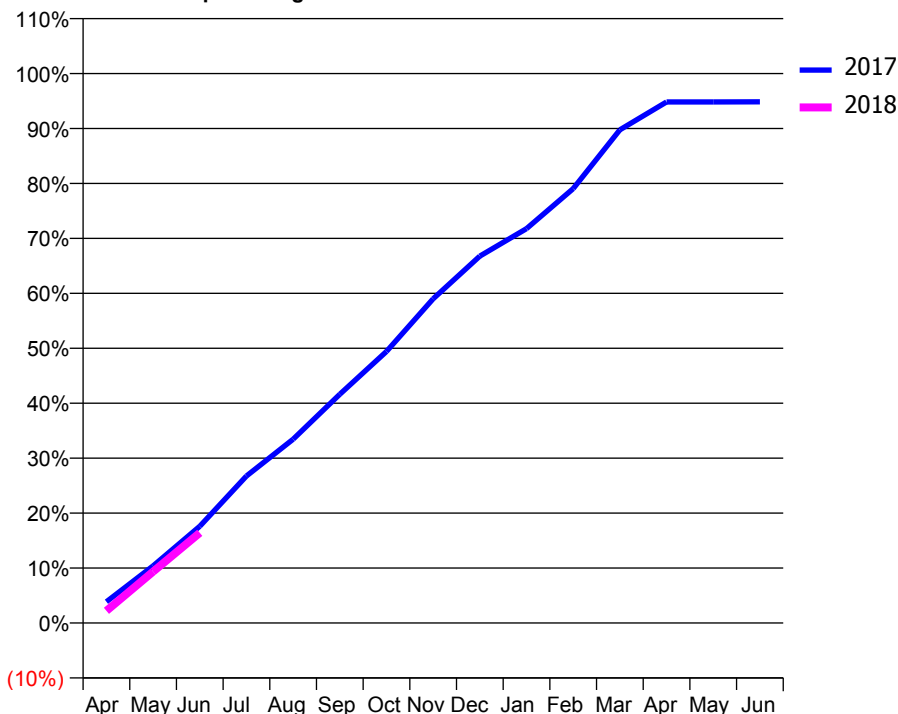
### ACCESS\*

Patients seen in 24 months	Total	Change since previous quarter
Quarter ending June 2016	3,122	
Quarter ending September 2016	3,078	↓
Quarter ending December 2016	3,071	→
Quarter ending March 2017	3,052	→
Quarter ending June 2017	3,025	→
<b>Variance since June 2016</b>	<b>(3.1%)</b>	<b>↓</b>



### ACTIVITY

Cumulative percentage of contracted UDA delivered 2017 & 2018



Adjusted Scheduled Activity (UDA)

Month	2017	2018
April	477	275
May	1,279	1,152
June	2,167	2,022
July	3,295	
August	4,119	
September	5,126	
October	6,085	
November	7,265	
December	8,221	
January	8,836	
February	9,733	
March	11,048	
April	11,673	
May	11,673	
June	11,678	

### QUALITY

	Quantity	Base Number	Contract	AT	Region	England
% of FP17s for the same patient ID Re-attending within 3 months - Children	16	234	6.8%	10.6%	11.6%	12.0%
% of FP17s for the same patient ID Re-attending within 3 months - Adults	148	1,012	14.6%	14.9%	15.9%	16.0%
% of FP17s for the same patient ID Re-attending between 3 & 9 months - Children	190	234	81.2%	59.9%	60.4%	58.0%
% of FP17s for the same patient ID Re-attending between 3 & 9 months - Adults	763	1,012	75.4%	52.2%	52.3%	50.9%
% of FP17s for Band 1 Urgent Courses	82	1,008	8.1%	10.0%	9.5%	9.1%
% of FP17s Relating to Free Repair or Replacements	2	1,008	0.2%	0.6%	0.7%	0.8%
% of FP17s Relating to Continuations	11	1,008	1.1%	1.1%	1.0%	1.1%
% of Patients satisfied with the dentistry they have received	10	11	90.9%	93.1%	91.9%	91.7%
% of Patients satisfied with the time they had to wait for an appointment	8	11	72.7%	87.9%	88.0%	88.0%

\* This is based on patients treated on this contract for their most recent course of treatment. Figures in italics indicate the base number of FP17s or Patient Questionnaire responses are less than 100. N/A is shown where the base number of responses is less than 10 during the period. % is calculated as Quantity/Base number\*100

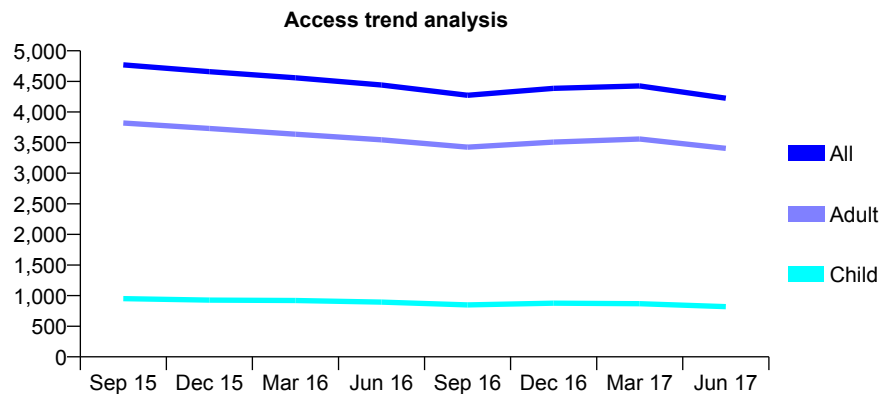
## Q70 - Vital Signs At a Glance Contract Report for 125598/0002 - June 2017

Name or company name	Allington Dental Care
Contract type name	GDS Contract
Purpose of contract	General
Contract start date	01/11/2011
Contract end date	

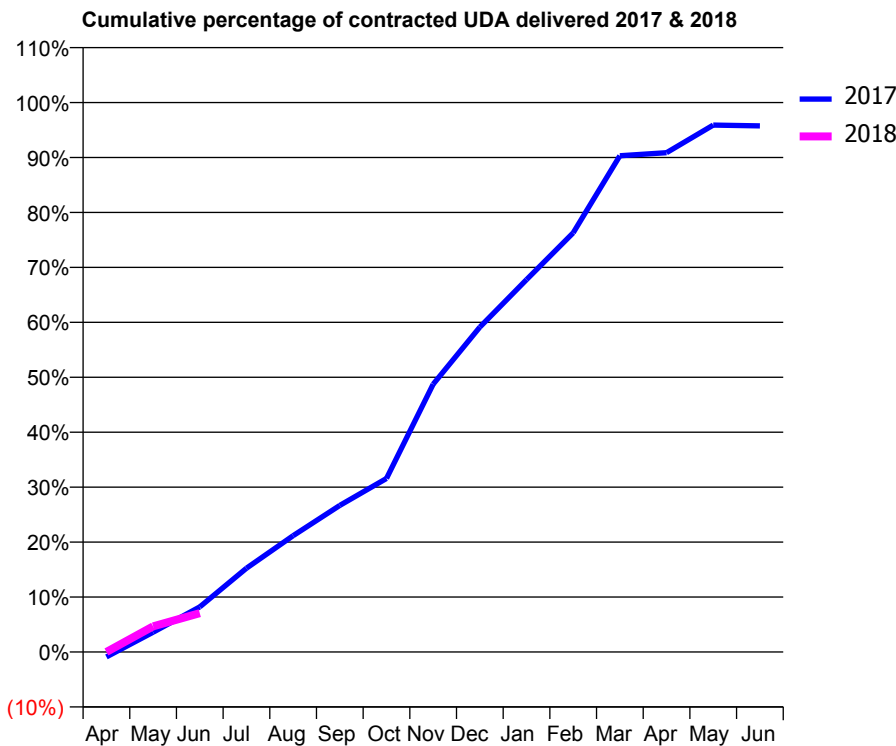
17/18 Contracted general activity (UDA)	15,000
Carry forward general activity (UDA)	0
17/18 Contracted orthodontic activity (UOA)	0
Carry forward orthodontic activity (UOA)	0
Baseline contract value	£474,308.95

### ACCESS\*

Patients seen in 24 months	Total	Change since previous quarter
Quarter ending June 2016	4,441	
Quarter ending September 2016	4,273	↓
Quarter ending December 2016	4,386	↑
Quarter ending March 2017	4,427	→
Quarter ending June 2017	4,226	↓
<b>Variance since June 2016</b>	<b>(4.8%)</b>	<b>↓</b>



### ACTIVITY



Month	Adjusted Scheduled Activity (UDA)	
	2017	2018
April	-137	0
May	541	699
June	1,233	1,063
July	2,288	
August	3,177	
September	4,001	
October	4,737	
November	7,311	
December	8,871	
January	10,163	
February	11,443	
March	13,545	
April	13,629	
May	14,383	
June	14,362	

### QUALITY

	Quantity	Base Number	Contract	AT	Region	England
% of FP17s for the same patient ID Re-attending within 3 months - Children	82	212	38.7%	10.6%	11.6%	12.0%
% of FP17s for the same patient ID Re-attending within 3 months - Adults	168	631	26.6%	14.9%	15.9%	16.0%
% of FP17s for the same patient ID Re-attending between 3 & 9 months - Children	94	212	44.3%	59.9%	60.4%	58.0%
% of FP17s for the same patient ID Re-attending between 3 & 9 months - Adults	346	631	54.8%	52.2%	52.3%	50.9%
% of FP17s for Band 1 Urgent Courses	58	496	11.7%	10.0%	9.5%	9.1%
% of FP17s Relating to Free Repair or Replacements	1	496	0.2%	0.6%	0.7%	0.8%
% of FP17s Relating to Continuations	37	496	7.5%	1.1%	1.0%	1.1%
% of Patients satisfied with the dentistry they have received	12	14	85.7%	93.1%	91.9%	91.7%
% of Patients satisfied with the time they had to wait for an appointment	10	14	71.4%	87.9%	88.0%	88.0%

\* This is based on patients treated on this contract for their most recent course of treatment. Figures in italics indicate the base number of FP17s or Patient Questionnaire responses are less than 100. N/A is shown where the base number of responses is less than 10 during the period. % is calculated as Quantity/Base number\*100



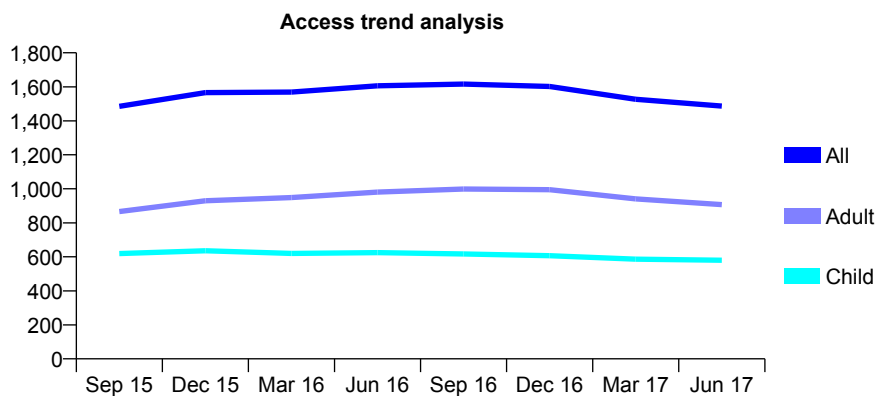
## Q70 - Vital Signs At a Glance Contract Report for 125776/0006 - June 2017

Name or company name	Apex Dental Care Ltd
Contract type name	GDS Contract
Purpose of contract	General
Contract start date	03/08/2009
Contract end date	

17/18 Contracted general activity (UDA)	3,549
Carry forward general activity (UDA)	0
17/18 Contracted orthodontic activity (UOA)	0
Carry forward orthodontic activity (UOA)	0
Baseline contract value	£78,717.14

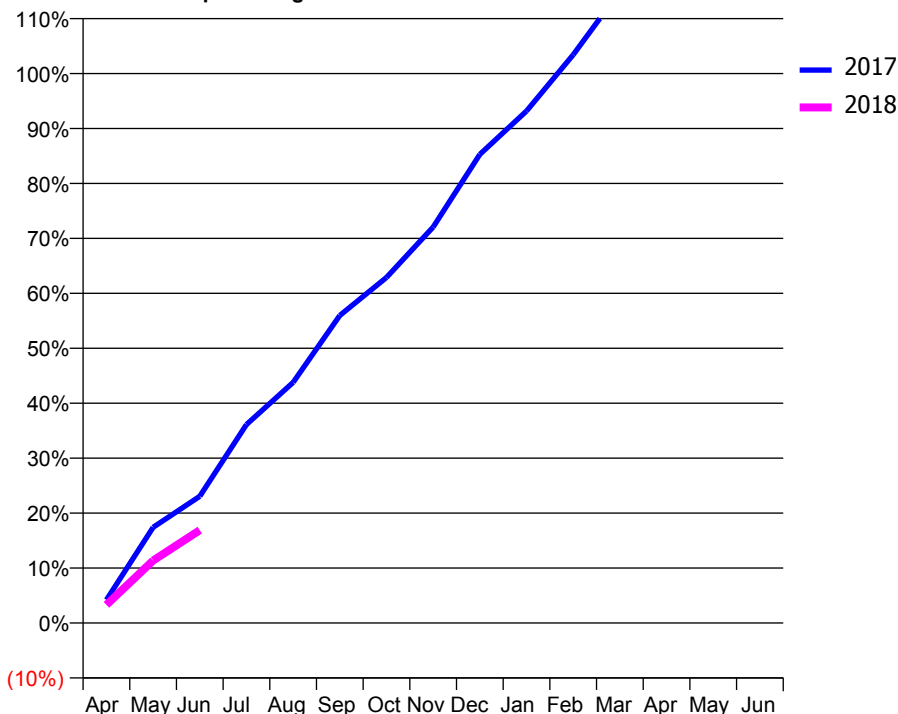
### ACCESS\*

Patients seen in 24 months	Total	Change since previous quarter
Quarter ending June 2016	1,606	
Quarter ending September 2016	1,616	→
Quarter ending December 2016	1,602	→
Quarter ending March 2017	1,527	↓
Quarter ending June 2017	1,487	↓
<b>Variance since June 2016</b>	<b>(7.4%)</b>	<b>↓</b>



### ACTIVITY

Cumulative percentage of contracted UDA delivered 2017 & 2018



Adjusted Scheduled Activity (UDA)

Month	2017	2018
April	149	118
May	618	403
June	819	600
July	1,282	
August	1,554	
September	1,986	
October	2,232	
November	2,557	
December	3,026	
January	3,307	
February	3,670	
March	4,079	
April	4,185	
May	4,208	
June	4,208	

### QUALITY

	Quantity	Base Number	Contract	AT	Region	England
% of FP17s for the same patient ID Re-attending within 3 months - Children	12	171	7.0%	10.6%	11.6%	12.0%
% of FP17s for the same patient ID Re-attending within 3 months - Adults	41	218	18.8%	14.9%	15.9%	16.0%
% of FP17s for the same patient ID Re-attending between 3 & 9 months - Children	114	171	66.7%	59.9%	60.4%	58.0%
% of FP17s for the same patient ID Re-attending between 3 & 9 months - Adults	111	218	50.9%	52.2%	52.3%	50.9%
% of FP17s for Band 1 Urgent Courses	40	332	12.0%	10.0%	9.5%	9.1%
% of FP17s Relating to Free Repair or Replacements	0	332	0.0%	0.6%	0.7%	0.8%
% of FP17s Relating to Continuations	0	332	0.0%	1.1%	1.0%	1.1%
% of Patients satisfied with the dentistry they have received	3	3	N/A	93.1%	91.9%	91.7%
% of Patients satisfied with the time they had to wait for an appointment	2	3	N/A	87.9%	88.0%	88.0%

\* This is based on patients treated on this contract for their most recent course of treatment. Figures in italics indicate the base number of FP17s or Patient Questionnaire responses are less than 100. N/A is shown where the base number of responses is less than 10 during the period. % is calculated as Quantity/Base number\*100

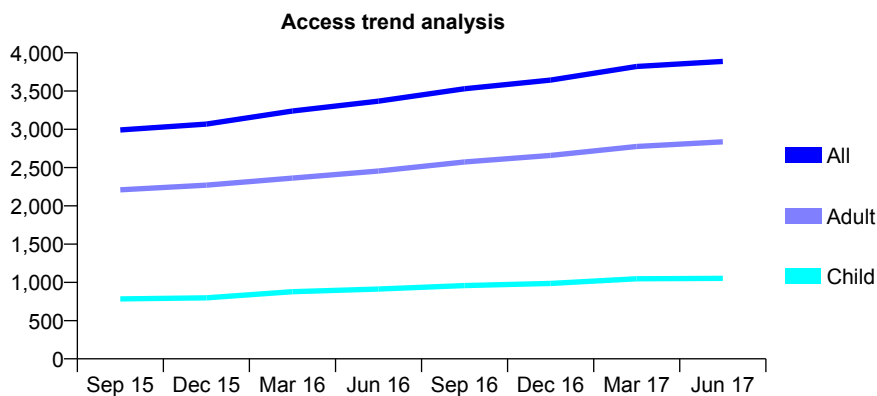
## Q70 - Vital Signs At a Glance Contract Report for 125776/0012 - June 2017

Name or company name	Apex Dental Care Ltd
Contract type name	GDS Contract
Purpose of contract	General
Contract start date	01/09/2011
Contract end date	

17/18 Contracted general activity (UDA)	10,000
Carry forward general activity (UDA)	0
17/18 Contracted orthodontic activity (UOA)	0
Carry forward orthodontic activity (UOA)	0
Baseline contract value	£268,122.60

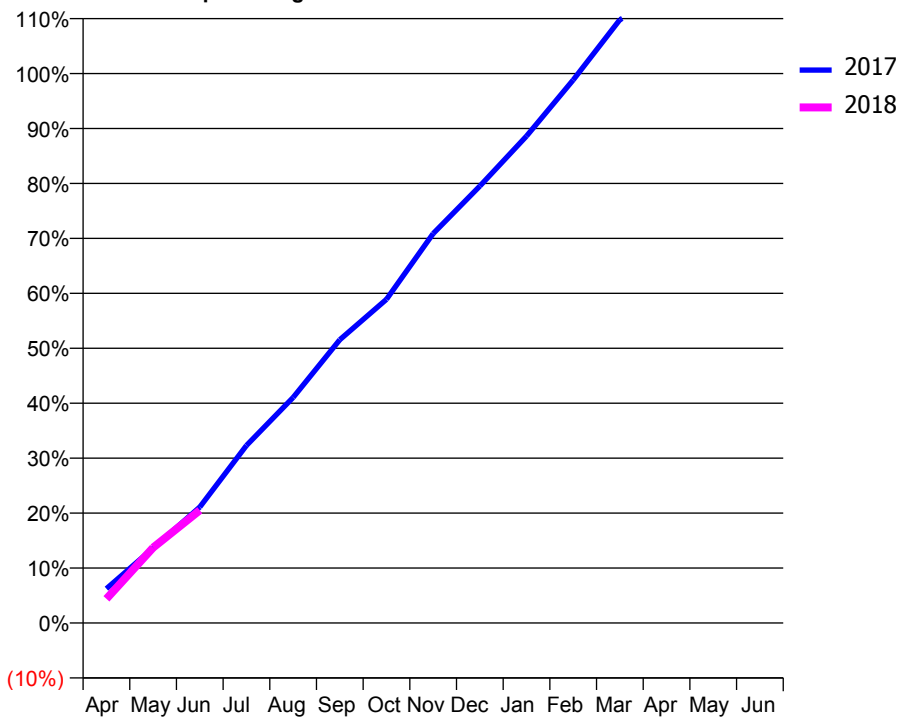
### ACCESS\*

Patients seen in 24 months	Total	Change since previous quarter
Quarter ending June 2016	3,368	
Quarter ending September 2016	3,531	↑
Quarter ending December 2016	3,644	↑
Quarter ending March 2017	3,822	↑
Quarter ending June 2017	3,888	→
<b>Variance since June 2016</b>	<b>15.4%</b>	<b>↑</b>



### ACTIVITY

Cumulative percentage of contracted UDA delivered 2017 & 2018



Month	Adjusted Scheduled Activity (UDA)	
	2017	2018
April	626	440
May	1,362	1,373
June	2,111	2,051
July	3,232	
August	4,106	
September	5,156	
October	5,891	
November	7,087	
December	7,951	
January	8,861	
February	9,882	
March	10,979	
April	11,400	
May	11,393	
June	11,395	

### QUALITY

	Quantity	Base Number	Contract	AT	Region	England
% of FP17s for the same patient ID Re-attending within 3 months - Children	12	321	3.7%	10.6%	11.6%	12.0%
% of FP17s for the same patient ID Re-attending within 3 months - Adults	121	961	12.6%	14.9%	15.9%	16.0%
% of FP17s for the same patient ID Re-attending between 3 & 9 months - Children	228	321	71.0%	59.9%	60.4%	58.0%
% of FP17s for the same patient ID Re-attending between 3 & 9 months - Adults	607	961	63.2%	52.2%	52.3%	50.9%
% of FP17s for Band 1 Urgent Courses	110	1,127	9.8%	10.0%	9.5%	9.1%
% of FP17s Relating to Free Repair or Replacements	7	1,127	0.6%	0.6%	0.7%	0.8%
% of FP17s Relating to Continuations	3	1,127	0.3%	1.1%	1.0%	1.1%
% of Patients satisfied with the dentistry they have received	6	7	N/A	93.1%	91.9%	91.7%
% of Patients satisfied with the time they had to wait for an appointment	7	7	N/A	87.9%	88.0%	88.0%

\* This is based on patients treated on this contract for their most recent course of treatment. Figures in italics indicate the base number of FP17s or Patient Questionnaire responses are less than 100. N/A is shown where the base number of responses is less than 10 during the period. % is calculated as Quantity/Base number\*100

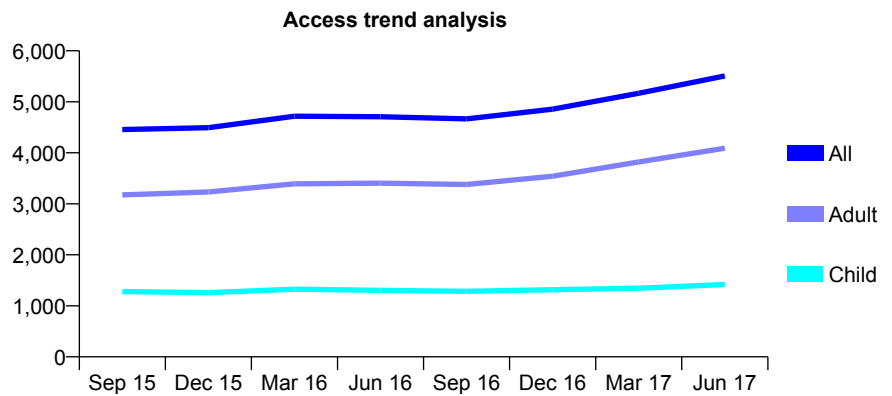
## Q70 - Vital Signs At a Glance Contract Report for 125776/0015 - June 2017

Name or company name	Apex Dental Care Ltd
Contract type name	GDS Contract
Purpose of contract	General
Contract start date	01/06/2013
Contract end date	

17/18 Contracted general activity (UDA)	16,814
Carry forward general activity (UDA)	0
17/18 Contracted orthodontic activity (UOA)	0
Carry forward orthodontic activity (UOA)	0
Baseline contract value	£384,431.07

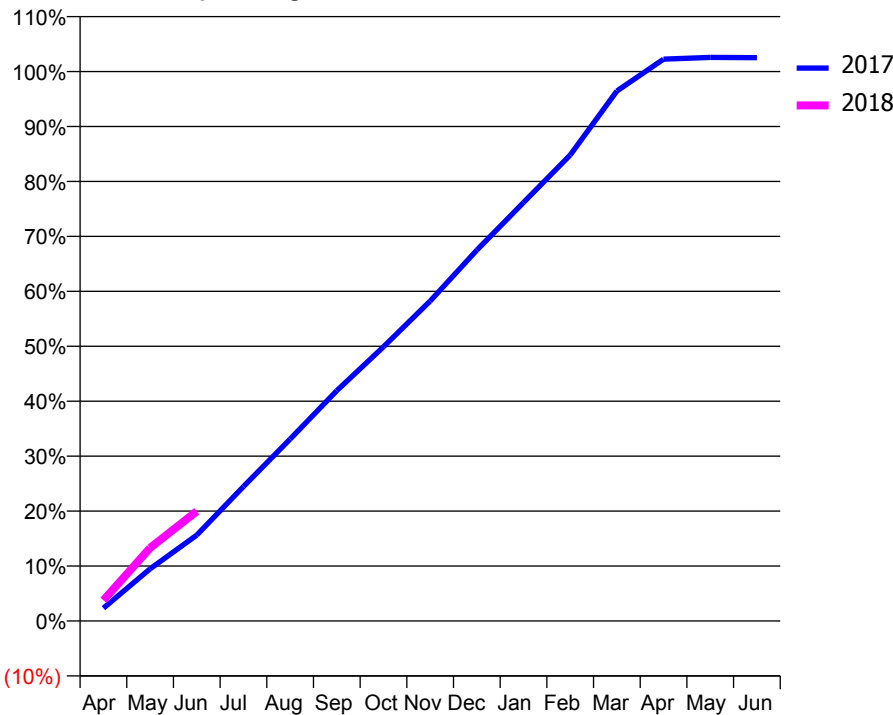
### ACCESS\*

Patients seen in 24 months	Total	Change since previous quarter
Quarter ending June 2016	4,708	
Quarter ending September 2016	4,666	→
Quarter ending December 2016	4,857	↑
Quarter ending March 2017	5,168	↑
Quarter ending June 2017	5,507	↑
<b>Variance since June 2016</b>	<b>17.0%</b>	<b>↑</b>



### ACTIVITY

Cumulative percentage of contracted UDA delivered 2017 & 2018



Month	Adjusted Scheduled Activity (UDA)	
	2017	2018
April	350	633
May	1,426	2,238
June	2,345	3,359
July	3,670	
August	4,968	
September	6,287	
October	7,485	
November	8,734	
December	10,125	
January	11,424	
February	12,721	
March	14,466	
April	15,339	
May	15,383	
June	15,379	

### QUALITY

	Quantity	Base Number	Contract	AT	Region	England
% of FP17s for the same patient ID Re-attending within 3 months - Children	40	571	7.0%	10.6%	11.6%	12.0%
% of FP17s for the same patient ID Re-attending within 3 months - Adults	202	1,565	12.9%	14.9%	15.9%	16.0%
% of FP17s for the same patient ID Re-attending between 3 & 9 months - Children	333	571	58.3%	59.9%	60.4%	58.0%
% of FP17s for the same patient ID Re-attending between 3 & 9 months - Adults	715	1,565	45.7%	52.2%	52.3%	50.9%
% of FP17s for Band 1 Urgent Courses	246	1,787	13.8%	10.0%	9.5%	9.1%
% of FP17s Relating to Free Repair or Replacements	5	1,787	0.3%	0.6%	0.7%	0.8%
% of FP17s Relating to Continuations	19	1,787	1.1%	1.1%	1.0%	1.1%
% of Patients satisfied with the dentistry they have received	4	4	N/A	93.1%	91.9%	91.7%
% of Patients satisfied with the time they had to wait for an appointment	4	4	N/A	87.9%	88.0%	88.0%

\* This is based on patients treated on this contract for their most recent course of treatment. Figures in italics indicate the base number of FP17s or Patient Questionnaire responses are less than 100. N/A is shown where the base number of responses is less than 10 during the period. % is calculated as Quantity/Base number\*100

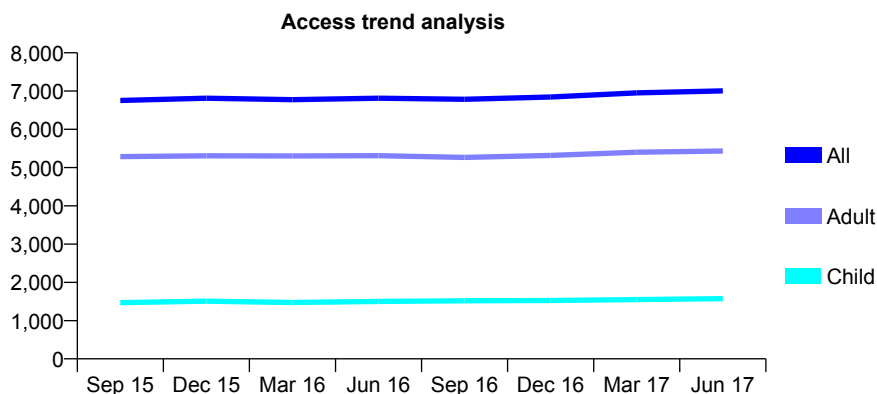
## Q70 - Vital Signs At a Glance Contract Report for 127116/0002 - June 2017

Name or company name	Mr R Gyening & Miss N Hussain
Contract type name	GDS Contract
Purpose of contract	General
Contract start date	01/07/2012
Contract end date	

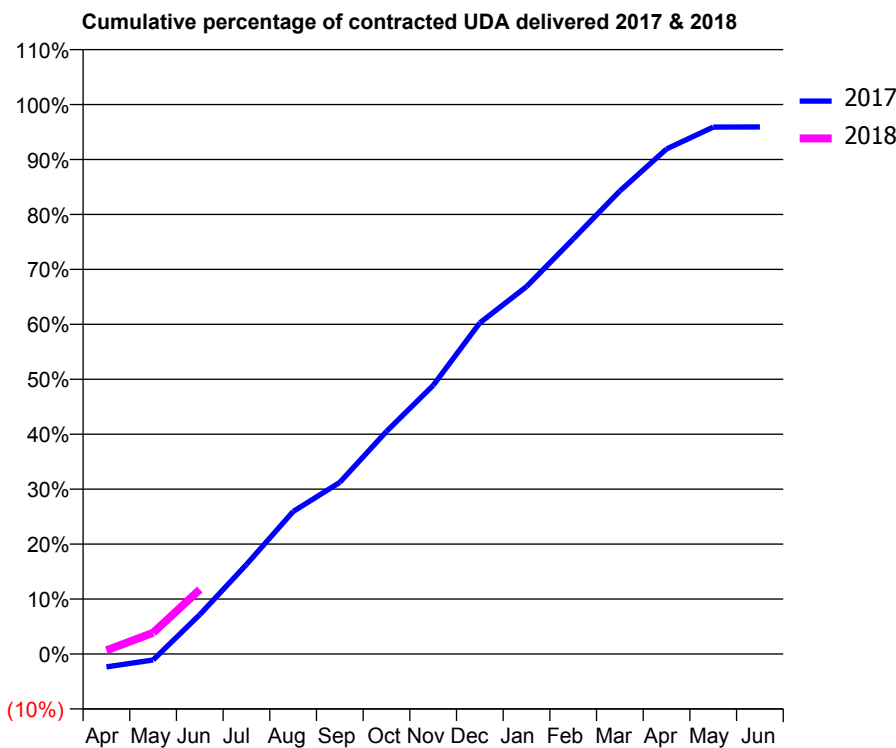
17/18 Contracted general activity (UDA)	20,000
Carry forward general activity (UDA)	0
17/18 Contracted orthodontic activity (UOA)	0
Carry forward orthodontic activity (UOA)	0
Baseline contract value	£521,250.17

### ACCESS\*

Patients seen in 24 months	Total	Change since previous quarter
Quarter ending June 2016	6,813	
Quarter ending September 2016	6,784	→
Quarter ending December 2016	6,845	→
Quarter ending March 2017	6,952	→
Quarter ending June 2017	7,006	→
<b>Variance since June 2016</b>	<b>2.8%</b>	<b>↑</b>



### ACTIVITY



Month	Adjusted Scheduled Activity (UDA)	
	2017	2018
April	-467	135
May	-218	776
June	1,412	2,344
July	3,210	
August	5,105	
September	6,150	
October	7,976	
November	9,626	
December	11,867	
January	13,163	
February	14,868	
March	16,590	
April	18,094	
May	18,881	
June	18,884	

### QUALITY

	Quantity	Base Number	Contract	AT	Region	England
% of FP17s for the same patient ID Re-attending within 3 months - Children	35	591	5.9%	10.6%	11.6%	12.0%
% of FP17s for the same patient ID Re-attending within 3 months - Adults	207	1,727	12.0%	14.9%	15.9%	16.0%
% of FP17s for the same patient ID Re-attending between 3 & 9 months - Children	364	591	61.6%	59.9%	60.4%	58.0%
% of FP17s for the same patient ID Re-attending between 3 & 9 months - Adults	956	1,727	55.4%	52.2%	52.3%	50.9%
% of FP17s for Band 1 Urgent Courses	82	978	8.4%	10.0%	9.5%	9.1%
% of FP17s Relating to Free Repair or Replacements	4	978	0.4%	0.6%	0.7%	0.8%
% of FP17s Relating to Continuations	6	978	0.6%	1.1%	1.0%	1.1%
% of Patients satisfied with the dentistry they have received	4	6	N/A	93.1%	91.9%	91.7%
% of Patients satisfied with the time they had to wait for an appointment	4	6	N/A	87.9%	88.0%	88.0%

\* This is based on patients treated on this contract for their most recent course of treatment. Figures in italics indicate the base number of FP17s or Patient Questionnaire responses are less than 100. N/A is shown where the base number of responses is less than 10 during the period. % is calculated as Quantity/Base number\*100

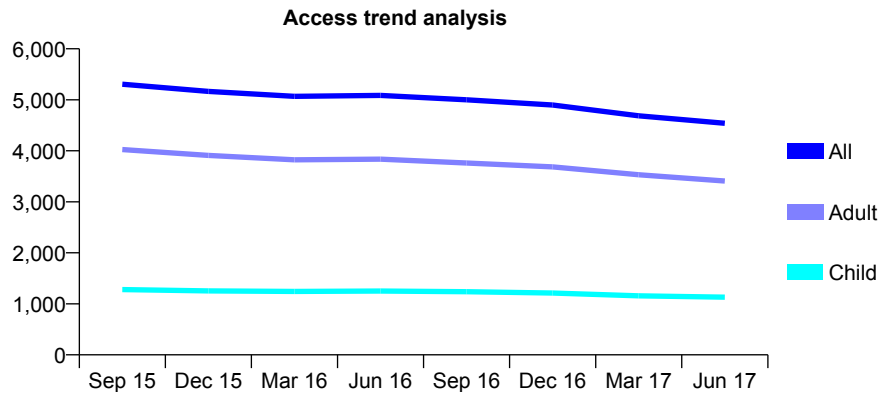
## Q70 - Vital Signs At a Glance Contract Report for 127116/0004 - June 2017

Name or company name	Mr R Gyening & Miss N Hussain
Contract type name	GDS Contract
Purpose of contract	General
Contract start date	01/07/2012
Contract end date	

17/18 Contracted general activity (UDA)	13,200
Carry forward general activity (UDA)	0
17/18 Contracted orthodontic activity (UOA)	0
Carry forward orthodontic activity (UOA)	0
Baseline contract value	£363,585.01

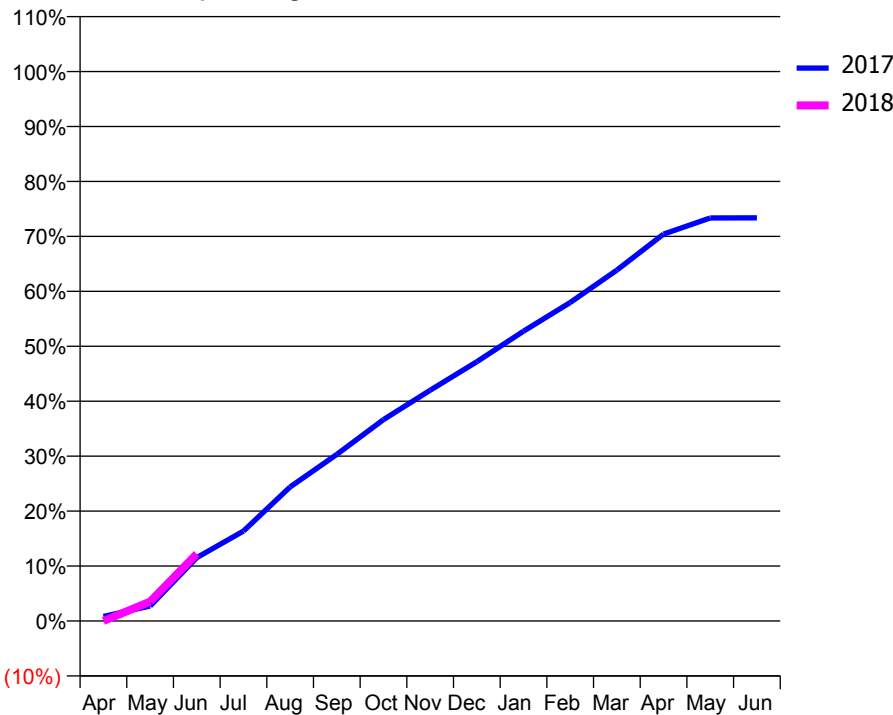
### ACCESS\*

Patients seen in 24 months	Total	Change since previous quarter
Quarter ending June 2016	5,087	
Quarter ending September 2016	5,001	↓
Quarter ending December 2016	4,898	↓
Quarter ending March 2017	4,687	↓
Quarter ending June 2017	4,540	↓
<b>Variance since June 2016</b>	<b>(10.8%)</b>	<b>↓</b>



### ACTIVITY

Cumulative percentage of contracted UDA delivered 2017 & 2018



Month	Adjusted Scheduled Activity (UDA)	
	2017	2018
April	111	0
May	360	467
June	1,525	1,612
July	2,161	
August	3,219	
September	4,003	
October	4,839	
November	5,544	
December	6,227	
January	6,961	
February	7,651	
March	8,430	
April	9,295	
May	9,683	
June	9,684	

### QUALITY

	Quantity	Base Number	Contract	AT	Region	England
% of FP17s for the same patient ID Re-attending within 3 months - Children	19	374	5.1%	10.6%	11.6%	12.0%
% of FP17s for the same patient ID Re-attending within 3 months - Adults	190	1,232	15.4%	14.9%	15.9%	16.0%
% of FP17s for the same patient ID Re-attending between 3 & 9 months - Children	185	374	49.5%	59.9%	60.4%	58.0%
% of FP17s for the same patient ID Re-attending between 3 & 9 months - Adults	639	1,232	51.9%	52.2%	52.3%	50.9%
% of FP17s for Band 1 Urgent Courses	100	916	10.9%	10.0%	9.5%	9.1%
% of FP17s Relating to Free Repair or Replacements	2	916	0.2%	0.6%	0.7%	0.8%
% of FP17s Relating to Continuations	1	916	0.1%	1.1%	1.0%	1.1%
% of Patients satisfied with the dentistry they have received	2	2	N/A	93.1%	91.9%	91.7%
% of Patients satisfied with the time they had to wait for an appointment	1	2	N/A	87.9%	88.0%	88.0%

\* This is based on patients treated on this contract for their most recent course of treatment. Figures in italics indicate the base number of FP17s or Patient Questionnaire responses are less than 100. N/A is shown where the base number of responses is less than 10 during the period. % is calculated as Quantity/Base number\*100

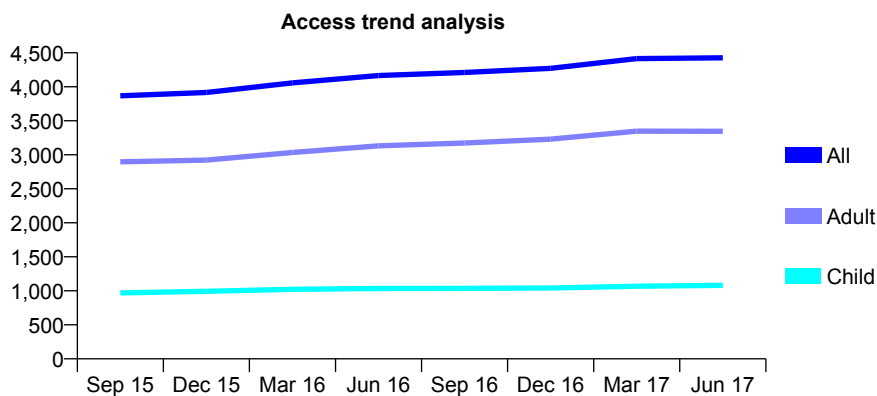
## Q70 - Vital Signs At a Glance Contract Report for 128392/0001 - June 2017

Name or company name	Dr L Tangsiri
Contract type name	GDS Contract
Purpose of contract	General
Contract start date	25/09/2009
Contract end date	

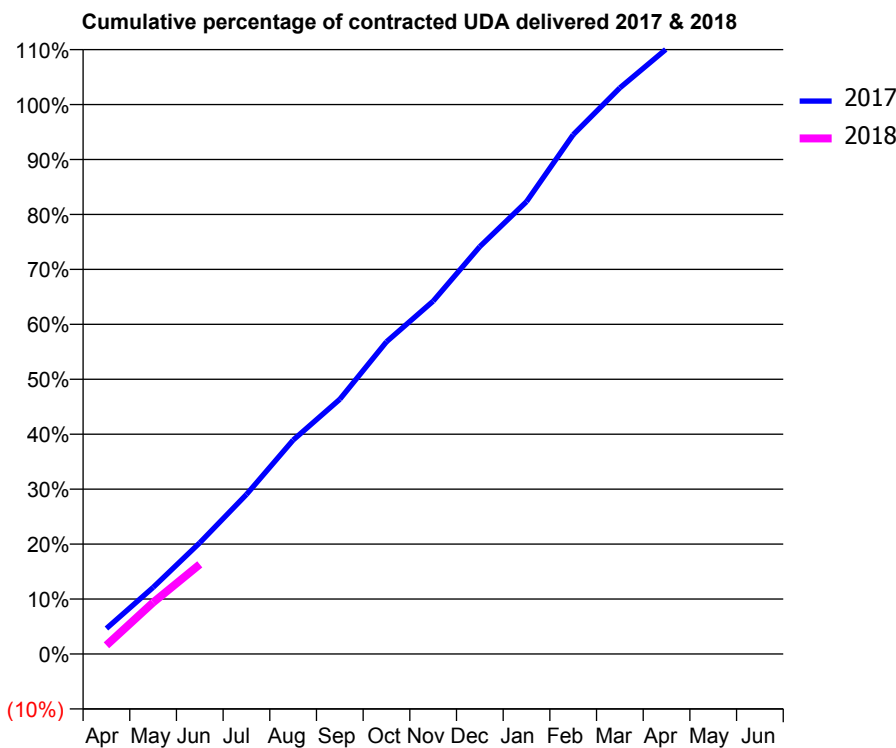
17/18 Contracted general activity (UDA)	10,368
Carry forward general activity (UDA)	0
17/18 Contracted orthodontic activity (UOA)	0
Carry forward orthodontic activity (UOA)	0
Baseline contract value	£234,610.85

### ACCESS\*

Patients seen in 24 months	Total	Change since previous quarter
Quarter ending June 2016	4,166	
Quarter ending September 2016	4,211	→
Quarter ending December 2016	4,272	→
Quarter ending March 2017	4,415	↑
Quarter ending June 2017	4,427	→
<b>Variance since June 2016</b>	<b>6.3%</b>	<b>↑</b>



### ACTIVITY



Month	Adjusted Scheduled Activity (UDA)	
	2017	2018
April	481	166
May	1,257	972
June	2,100	1,692
July	3,010	
August	4,037	
September	4,806	
October	5,891	
November	6,659	
December	7,689	
January	8,535	
February	9,800	
March	10,682	
April	11,419	
May	11,461	
June	11,464	

### QUALITY

	Quantity	Base Number	Contract	AT	Region	England
% of FP17s for the same patient ID Re-attending within 3 months - Children	21	324	6.5%	10.6%	11.6%	12.0%
% of FP17s for the same patient ID Re-attending within 3 months - Adults	102	940	10.9%	14.9%	15.9%	16.0%
% of FP17s for the same patient ID Re-attending between 3 & 9 months - Children	197	324	60.8%	59.9%	60.4%	58.0%
% of FP17s for the same patient ID Re-attending between 3 & 9 months - Adults	564	940	60.0%	52.2%	52.3%	50.9%
% of FP17s for Band 1 Urgent Courses	62	998	6.2%	10.0%	9.5%	9.1%
% of FP17s Relating to Free Repair or Replacements	2	998	0.2%	0.6%	0.7%	0.8%
% of FP17s Relating to Continuations	22	998	2.2%	1.1%	1.0%	1.1%
% of Patients satisfied with the dentistry they have received	6	7	N/A	93.1%	91.9%	91.7%
% of Patients satisfied with the time they had to wait for an appointment	5	7	N/A	87.9%	88.0%	88.0%

\* This is based on patients treated on this contract for their most recent course of treatment. Figures in italics indicate the base number of FP17s or Patient Questionnaire responses are less than 100. N/A is shown where the base number of responses is less than 10 during the period. % is calculated as Quantity/Base number\*100

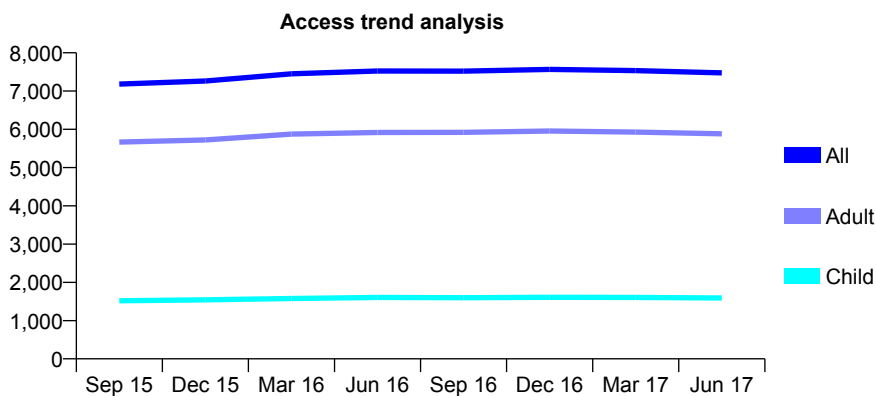
## Q70 - Vital Signs At a Glance Contract Report for 128678/0001 - June 2017

Name or company name	SCA Trafalgar Dental Services Ltd
Contract type name	GDS Contract
Purpose of contract	General
Contract start date	01/04/2009
Contract end date	

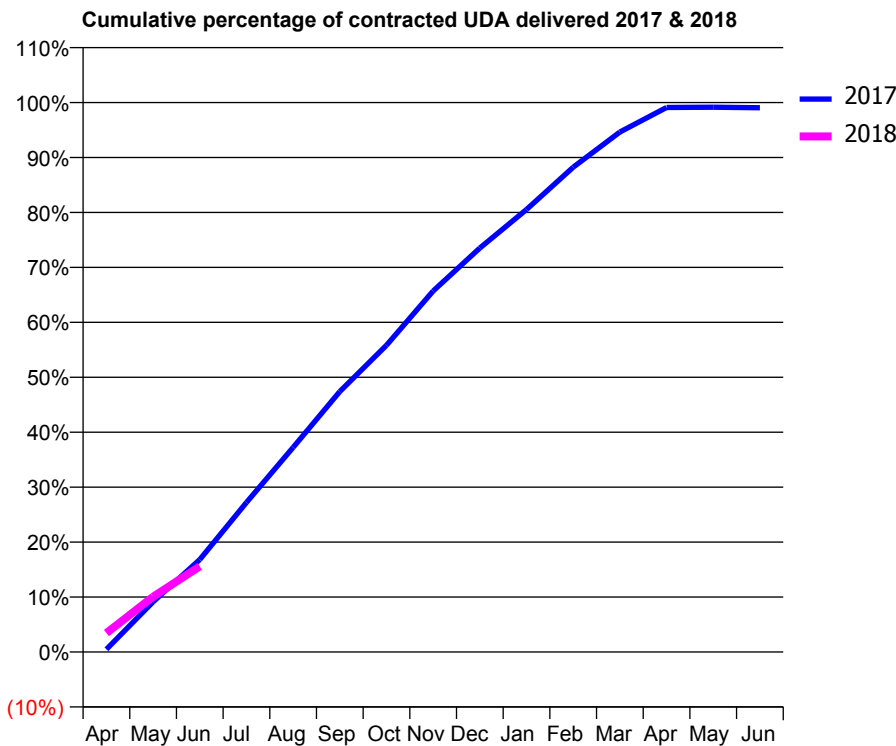
17/18 Contracted general activity (UDA)	21,352
Carry forward general activity (UDA)	0
17/18 Contracted orthodontic activity (UOA)	0
Carry forward orthodontic activity (UOA)	0
Baseline contract value	£544,703.17

### ACCESS\*

Patients seen in 24 months	Total	Change since previous quarter
Quarter ending June 2016	7,523	
Quarter ending September 2016	7,520	→
Quarter ending December 2016	7,565	→
Quarter ending March 2017	7,534	→
Quarter ending June 2017	7,475	→
<b>Variance since June 2016</b>	<b>(0.6%)</b>	→



### ACTIVITY



Month	Adjusted Scheduled Activity (UDA)	
	2017	2018
April	107	739
May	1,950	2,148
June	3,593	3,329
July	5,809	
August	7,949	
September	10,122	
October	11,918	
November	14,029	
December	15,696	
January	17,193	
February	18,839	
March	20,208	
April	21,156	
May	21,171	
June	21,150	

### QUALITY

	Quantity	Base Number	Contract	AT	Region	England
% of FP17s for the same patient ID Re-attending within 3 months - Children	31	505	6.1%	10.6%	11.6%	12.0%
% of FP17s for the same patient ID Re-attending within 3 months - Adults	186	1,844	10.1%	14.9%	15.9%	16.0%
% of FP17s for the same patient ID Re-attending between 3 & 9 months - Children	283	505	56.0%	59.9%	60.4%	58.0%
% of FP17s for the same patient ID Re-attending between 3 & 9 months - Adults	993	1,844	53.9%	52.2%	52.3%	50.9%
% of FP17s for Band 1 Urgent Courses	484	1,830	26.4%	10.0%	9.5%	9.1%
% of FP17s Relating to Free Repair or Replacements	3	1,830	0.2%	0.6%	0.7%	0.8%
% of FP17s Relating to Continuations	2	1,830	0.1%	1.1%	1.0%	1.1%
% of Patients satisfied with the dentistry they have received	9	9	N/A	93.1%	91.9%	91.7%
% of Patients satisfied with the time they had to wait for an appointment	9	9	N/A	87.9%	88.0%	88.0%

\* This is based on patients treated on this contract for their most recent course of treatment. Figures in italics indicate the base number of FP17s or Patient Questionnaire responses are less than 100. N/A is shown where the base number of responses is less than 10 during the period. % is calculated as Quantity/Base number\*100

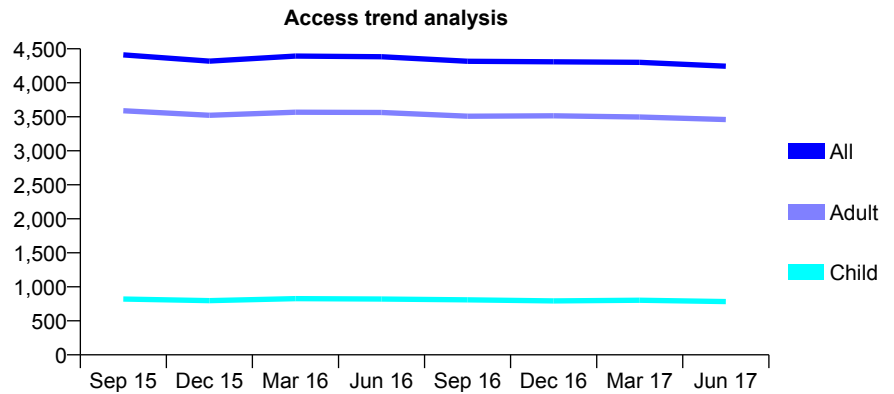
## Q70 - Vital Signs At a Glance Contract Report for 128678/0002 - June 2017

Name or company name	SCA Trafalgar Dental Services Ltd
Contract type name	GDS Contract
Purpose of contract	General
Contract start date	10/02/2013
Contract end date	

17/18 Contracted general activity (UDA)	16,000
Carry forward general activity (UDA)	0
17/18 Contracted orthodontic activity (UOA)	0
Carry forward orthodontic activity (UOA)	0
Baseline contract value	£477,320.72

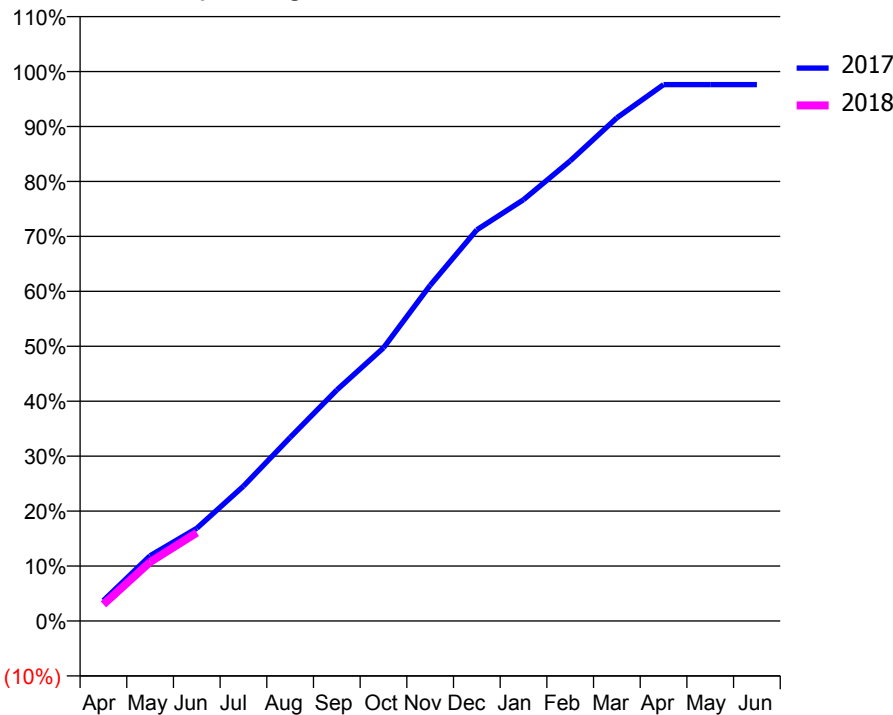
### ACCESS\*

Patients seen in 24 months	Total	Change since previous quarter
Quarter ending June 2016	4,384	
Quarter ending September 2016	4,316	↓
Quarter ending December 2016	4,308	→
Quarter ending March 2017	4,300	→
Quarter ending June 2017	4,244	↓
<b>Variance since June 2016</b>	<b>(3.2%)</b>	<b>↓</b>



### ACTIVITY

Cumulative percentage of contracted UDA delivered 2017 & 2018



Month	Adjusted Scheduled Activity (UDA)	
	2017	2018
April	595	484
May	1,901	1,716
June	2,700	2,573
July	3,926	
August	5,346	
September	6,728	
October	7,952	
November	9,776	
December	11,391	
January	12,266	
February	13,397	
March	14,651	
April	15,618	
May	15,618	
June	15,618	

### QUALITY

	Quantity	Base Number	Contract	AT	Region	England
% of FP17s for the same patient ID Re-attending within 3 months - Children	50	329	15.2%	10.6%	11.6%	12.0%
% of FP17s for the same patient ID Re-attending within 3 months - Adults	324	1,457	22.2%	14.9%	15.9%	16.0%
% of FP17s for the same patient ID Re-attending between 3 & 9 months - Children	206	329	62.6%	59.9%	60.4%	58.0%
% of FP17s for the same patient ID Re-attending between 3 & 9 months - Adults	846	1,457	58.1%	52.2%	52.3%	50.9%
% of FP17s for Band 1 Urgent Courses	164	1,346	12.2%	10.0%	9.5%	9.1%
% of FP17s Relating to Free Repair or Replacements	16	1,346	1.2%	0.6%	0.7%	0.8%
% of FP17s Relating to Continuations	30	1,346	2.2%	1.1%	1.0%	1.1%
% of Patients satisfied with the dentistry they have received	18	19	94.7%	93.1%	91.9%	91.7%
% of Patients satisfied with the time they had to wait for an appointment	17	19	89.5%	87.9%	88.0%	88.0%

\* This is based on patients treated on this contract for their most recent course of treatment. Figures in italics indicate the base number of FP17s or Patient Questionnaire responses are less than 100. N/A is shown where the base number of responses is less than 10 during the period. % is calculated as Quantity/Base number\*100



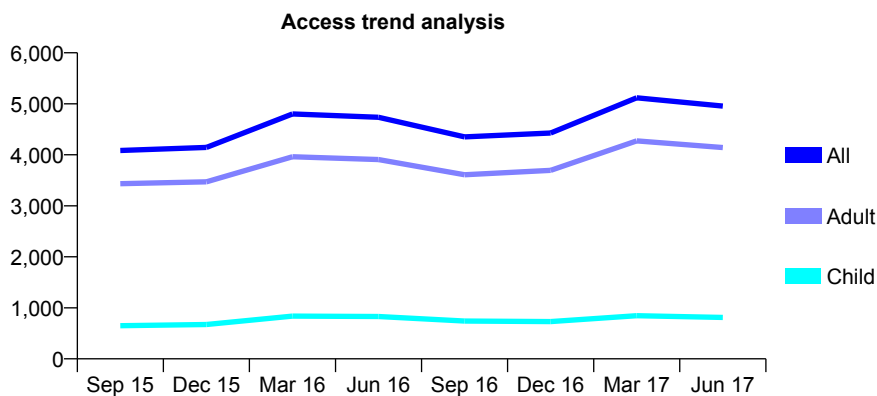
## Q70 - Vital Signs At a Glance Contract Report for 129135/0001 - June 2017

Name or company name	Mr M Rzepski & Mrs A Grycz-Rzepaska
Contract type name	GDS Contract
Purpose of contract	General
Contract start date	01/04/2006
Contract end date	

17/18 Contracted general activity (UDA)	14,316
Carry forward general activity (UDA)	0
17/18 Contracted orthodontic activity (UOA)	0
Carry forward orthodontic activity (UOA)	0
Baseline contract value	£292,850.17

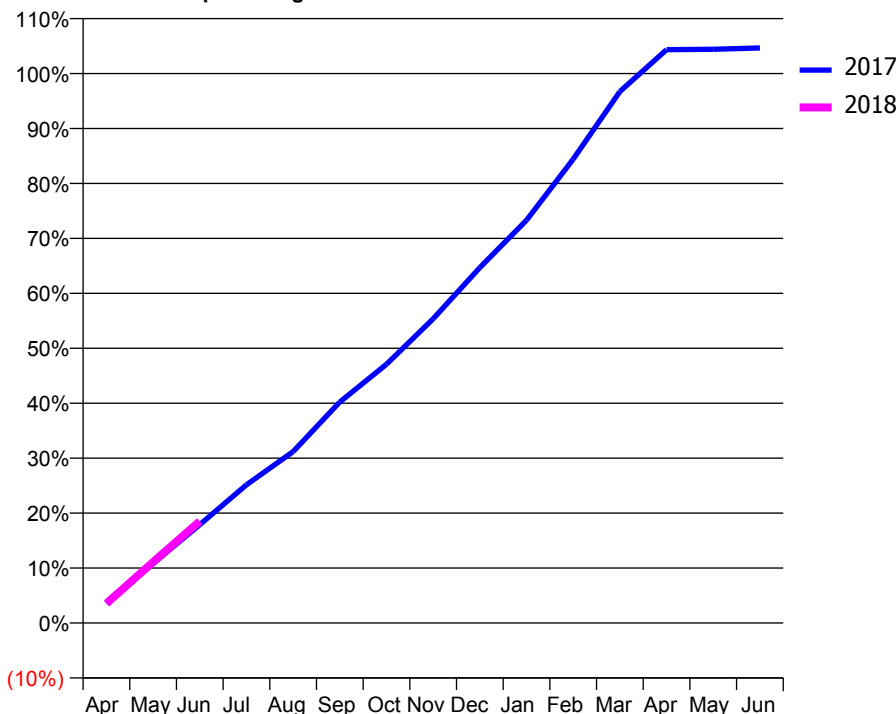
### ACCESS\*

Patients seen in 24 months	Total	Change since previous quarter
Quarter ending June 2016	4,737	
Quarter ending September 2016	4,351	↓
Quarter ending December 2016	4,427	→
Quarter ending March 2017	5,118	↑
Quarter ending June 2017	4,955	↓
<b>Variance since June 2016</b>	<b>4.6%</b>	<b>↑</b>



### ACTIVITY

Cumulative percentage of contracted UDA delivered 2017 & 2018



Month	Adjusted Scheduled Activity (UDA)	
	2017	2018
April	516	508
May	1,551	1,589
June	2,561	2,654
July	3,602	
August	4,466	
September	5,759	
October	6,743	
November	7,926	
December	9,261	
January	10,492	
February	12,086	
March	13,846	
April	14,938	
May	14,946	
June	14,981	

### QUALITY

	Quantity	Base Number	Contract	AT	Region	England
% of FP17s for the same patient ID Re-attending within 3 months - Children	18	312	5.8%	10.6%	11.6%	12.0%
% of FP17s for the same patient ID Re-attending within 3 months - Adults	277	1,775	15.6%	14.9%	15.9%	16.0%
% of FP17s for the same patient ID Re-attending between 3 & 9 months - Children	196	312	62.8%	59.9%	60.4%	58.0%
% of FP17s for the same patient ID Re-attending between 3 & 9 months - Adults	1,063	1,775	59.9%	52.2%	52.3%	50.9%
% of FP17s for Band 1 Urgent Courses	78	1,491	5.2%	10.0%	9.5%	9.1%
% of FP17s Relating to Free Repair or Replacements	11	1,491	0.7%	0.6%	0.7%	0.8%
% of FP17s Relating to Continuations	54	1,491	3.6%	1.1%	1.0%	1.1%
% of Patients satisfied with the dentistry they have received	15	17	88.2%	93.1%	91.9%	91.7%
% of Patients satisfied with the time they had to wait for an appointment	17	17	100.0%	87.9%	88.0%	88.0%

\* This is based on patients treated on this contract for their most recent course of treatment. Figures in italics indicate the base number of FP17s or Patient Questionnaire responses are less than 100. N/A is shown where the base number of responses is less than 10 during the period. % is calculated as Quantity/Base number\*100

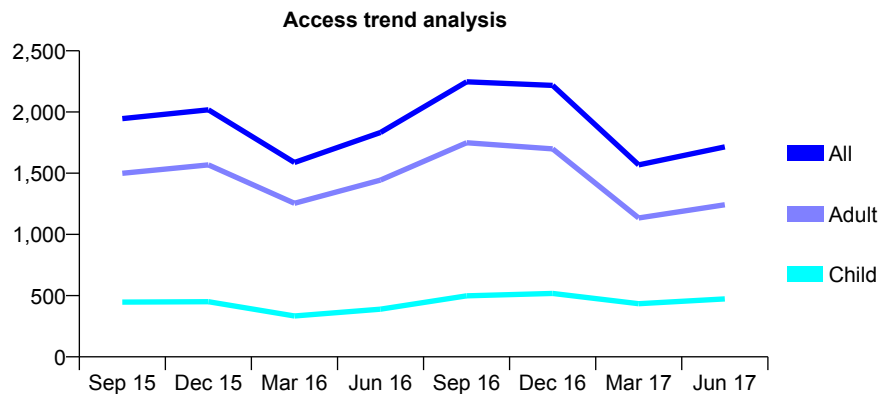
## Q70 - Vital Signs At a Glance Contract Report for 129135/0002 - June 2017

Name or company name	Mr M Rzepski & Mrs A Grycz-Rzepaska
Contract type name	PDS Plus Contract
Purpose of contract	General
Contract start date	01/12/2010
Contract end date	30/11/2020

17/18 Contracted general activity (UDA)	6,000
Carry forward general activity (UDA)	0
17/18 Contracted orthodontic activity (UOA)	0
Carry forward orthodontic activity (UOA)	0
Baseline contract value	£101,020.30

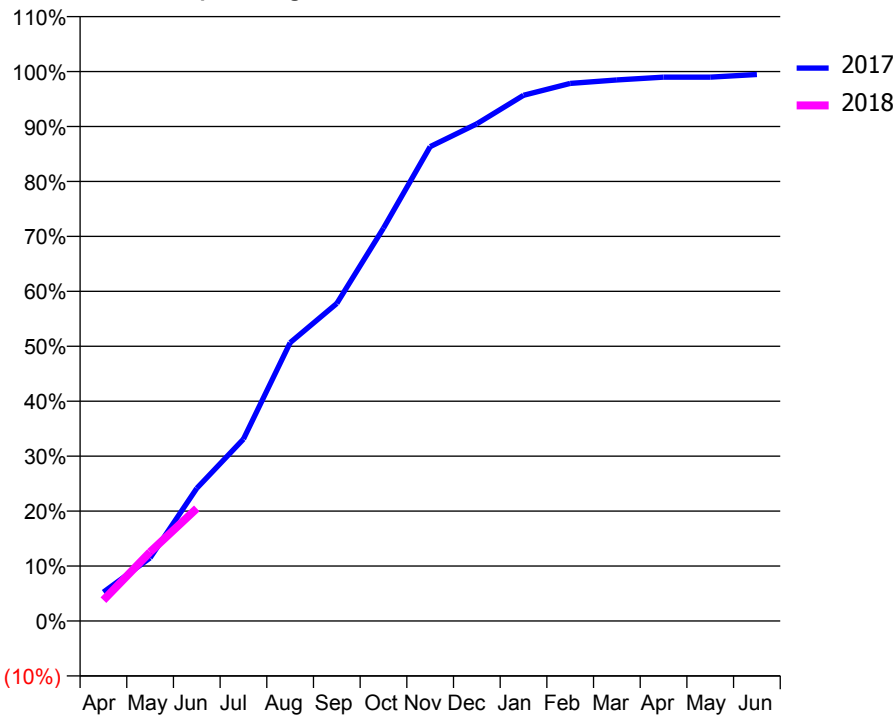
### ACCESS\*

Patients seen in 24 months	Total	Change since previous quarter
Quarter ending June 2016	1,833	
Quarter ending September 2016	2,247	↑
Quarter ending December 2016	2,217	↓
Quarter ending March 2017	1,568	↓
Quarter ending June 2017	1,715	↑
<b>Variance since June 2016</b>	<b>(6.4%)</b>	<b>↓</b>



### ACTIVITY

Cumulative percentage of contracted UDA delivered 2017 & 2018



Month	Adjusted Scheduled Activity (UDA)	
	2017	2018
April	315	227
May	689	753
June	1,450	1,230
July	1,987	
August	3,039	
September	3,468	
October	4,290	
November	5,180	
December	5,429	
January	5,741	
February	5,870	
March	5,907	
April	5,938	
May	5,938	
June	5,968	

### QUALITY

	Quantity	Base Number	Contract	AT	Region	England
% of FP17s for the same patient ID Re-attending within 3 months - Children	5	198	2.5%	10.6%	11.6%	12.0%
% of FP17s for the same patient ID Re-attending within 3 months - Adults	12	544	2.2%	14.9%	15.9%	16.0%
% of FP17s for the same patient ID Re-attending between 3 & 9 months - Children	87	198	43.9%	59.9%	60.4%	58.0%
% of FP17s for the same patient ID Re-attending between 3 & 9 months - Adults	268	544	49.3%	52.2%	52.3%	50.9%
% of FP17s for Band 1 Urgent Courses	44	702	6.3%	10.0%	9.5%	9.1%
% of FP17s Relating to Free Repair or Replacements	2	702	0.3%	0.6%	0.7%	0.8%
% of FP17s Relating to Continuations	13	702	1.9%	1.1%	1.0%	1.1%
% of Patients satisfied with the dentistry they have received	1	1	N/A	93.1%	91.9%	91.7%
% of Patients satisfied with the time they had to wait for an appointment	1	1	N/A	87.9%	88.0%	88.0%

\* This is based on patients treated on this contract for their most recent course of treatment. Figures in italics indicate the base number of FP17s or Patient Questionnaire responses are less than 100. N/A is shown where the base number of responses is less than 10 during the period. % is calculated as Quantity/Base number\*100

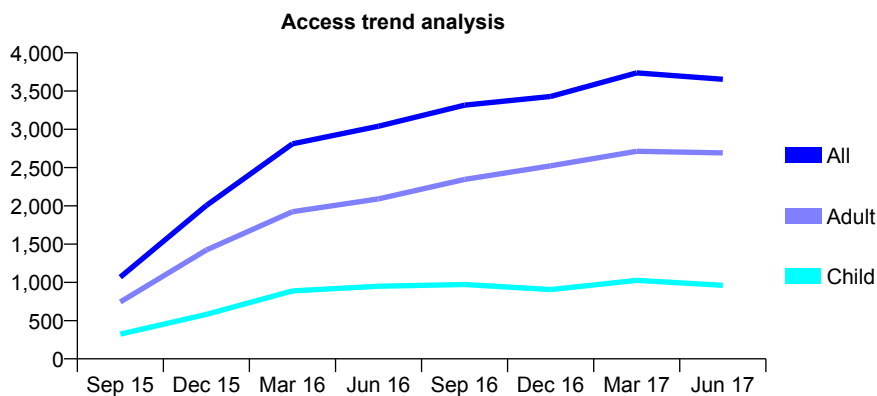
## Q70 - Vital Signs At a Glance Contract Report for 129992/0008 - June 2017

Name or company name	Somerset Partnership NHS Foundation Tru
Contract type name	PDS Contract
Purpose of contract	General
Contract start date	01/04/2015
Contract end date	31/03/2020

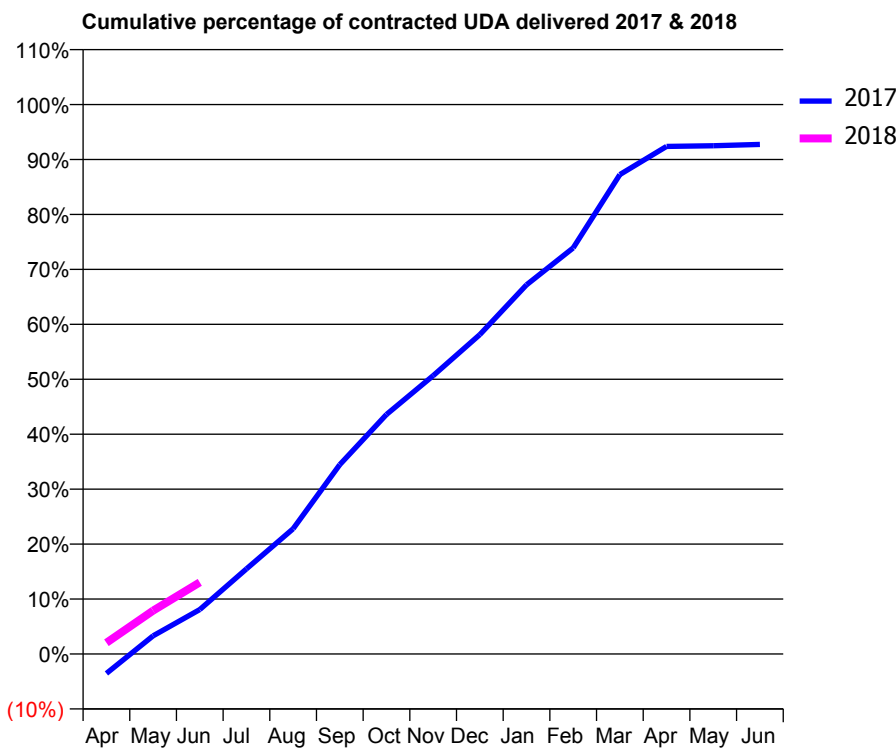
17/18 Contracted general activity (UDA)	9,333
Carry forward general activity (UDA)	0
17/18 Contracted orthodontic activity (UOA)	0
Carry forward orthodontic activity (UOA)	0
Baseline contract value	£1,169,528.31

### ACCESS\*

Patients seen in 24 months	Total	Change since previous quarter
Quarter ending June 2016	3,040	
Quarter ending September 2016	3,316	↑
Quarter ending December 2016	3,429	↑
Quarter ending March 2017	3,737	↑
Quarter ending June 2017	3,654	↓
<b>Variance since June 2016</b>	<b>20.2%</b>	<b>↑</b>



### ACTIVITY



Month	Adjusted Scheduled Activity (UDA)	
	2017	2018
April	-331	191
May	309	737
June	755	1,216
July	1,446	
August	2,128	
September	3,218	
October	4,068	
November	4,728	
December	5,426	
January	6,270	
February	6,898	
March	8,142	
April	8,621	
May	8,633	
June	8,654	

### QUALITY

	Quantity	Base Number	Contract	AT	Region	England
% of FP17s for the same patient ID Re-attending within 3 months - Children	23	252	9.1%	10.6%	11.6%	12.0%
% of FP17s for the same patient ID Re-attending within 3 months - Adults	96	673	14.3%	14.9%	15.9%	16.0%
% of FP17s for the same patient ID Re-attending between 3 & 9 months - Children	98	252	38.9%	59.9%	60.4%	58.0%
% of FP17s for the same patient ID Re-attending between 3 & 9 months - Adults	384	673	57.1%	52.2%	52.3%	50.9%
% of FP17s for Band 1 Urgent Courses	32	704	4.5%	10.0%	9.5%	9.1%
% of FP17s Relating to Free Repair or Replacements	2	704	0.3%	0.6%	0.7%	0.8%
% of FP17s Relating to Continuations	25	704	3.6%	1.1%	1.0%	1.1%
% of Patients satisfied with the dentistry they have received	2	2	N/A	93.1%	91.9%	91.7%
% of Patients satisfied with the time they had to wait for an appointment	0	2	N/A	87.9%	88.0%	88.0%

\* This is based on patients treated on this contract for their most recent course of treatment. Figures in italics indicate the base number of FP17s or Patient Questionnaire responses are less than 100. N/A is shown where the base number of responses is less than 10 during the period. % is calculated as Quantity/Base number\*100

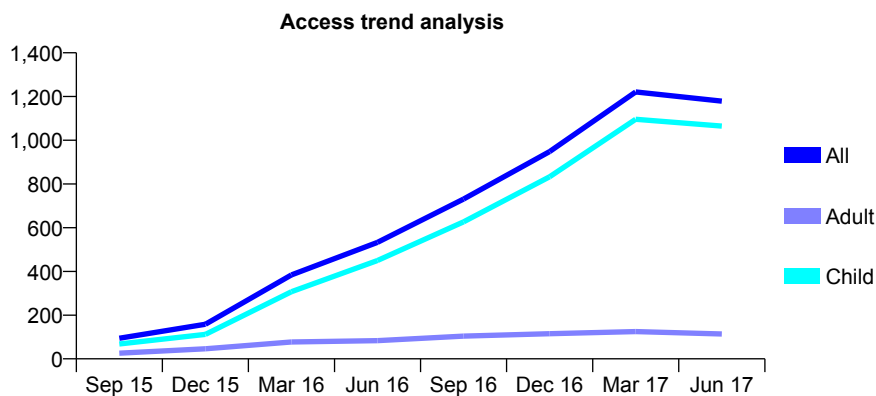
## Q70 - Vital Signs At a Glance Contract Report for 129992/0009 - June 2017

Name or company name	Somerset Partnership NHS Foundation Tru
Contract type name	PDS Contract
Purpose of contract	General
Contract start date	01/04/2015
Contract end date	31/03/2020

17/18 Contracted general activity (UDA)	4,666
Carry forward general activity (UDA)	0
17/18 Contracted orthodontic activity (UOA)	0
Carry forward orthodontic activity (UOA)	0
Baseline contract value	£389,847.99

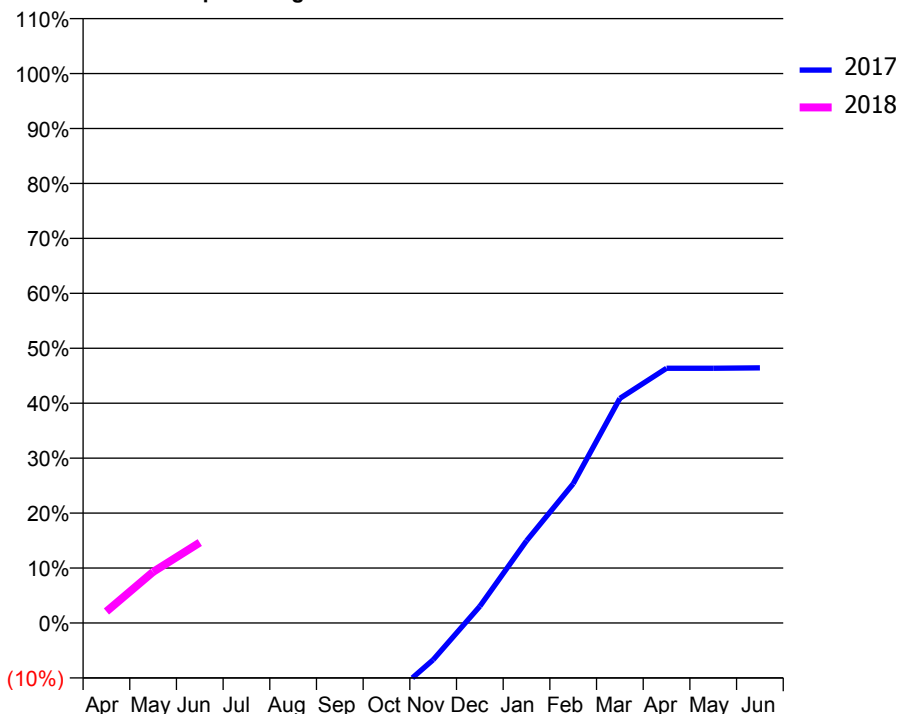
### ACCESS\*

Patients seen in 24 months	Total	Change since previous quarter
Quarter ending June 2016	533	
Quarter ending September 2016	731	↑
Quarter ending December 2016	948	↑
Quarter ending March 2017	1,221	↑
Quarter ending June 2017	1,179	↓
<b>Variance since June 2016</b>	<b>121.2%</b>	<b>↑</b>



### ACTIVITY

Cumulative percentage of contracted UDA delivered 2017 & 2018



Month	Adjusted Scheduled Activity (UDA)	
	2017	2018
April	-2,486	98
May	-2,273	434
June	-2,025	683
July	-1,776	
August	-1,571	
September	-1,104	
October	-661	
November	-313	
December	142	
January	698	
February	1,182	
March	1,907	
April	2,163	
May	2,163	
June	2,166	

### QUALITY

	Quantity	Base Number	Contract	AT	Region	England
% of FP17s for the same patient ID Re-attending within 3 months - Children	23	356	6.5%	10.6%	11.6%	12.0%
% of FP17s for the same patient ID Re-attending within 3 months - Adults	0	26	0.0%	14.9%	15.9%	16.0%
% of FP17s for the same patient ID Re-attending between 3 & 9 months - Children	19	356	5.3%	59.9%	60.4%	58.0%
% of FP17s for the same patient ID Re-attending between 3 & 9 months - Adults	3	26	11.5%	52.2%	52.3%	50.9%
% of FP17s for Band 1 Urgent Courses	1	274	0.4%	10.0%	9.5%	9.1%
% of FP17s Relating to Free Repair or Replacements	0	274	0.0%	0.6%	0.7%	0.8%
% of FP17s Relating to Continuations	1	274	0.4%	1.1%	1.0%	1.1%
% of Patients satisfied with the dentistry they have received	1	1	N/A	93.1%	91.9%	91.7%
% of Patients satisfied with the time they had to wait for an appointment	0	1	N/A	87.9%	88.0%	88.0%

\* This is based on patients treated on this contract for their most recent course of treatment. Figures in italics indicate the base number of FP17s or Patient Questionnaire responses are less than 100. N/A is shown where the base number of responses is less than 10 during the period. % is calculated as Quantity/Base number\*100

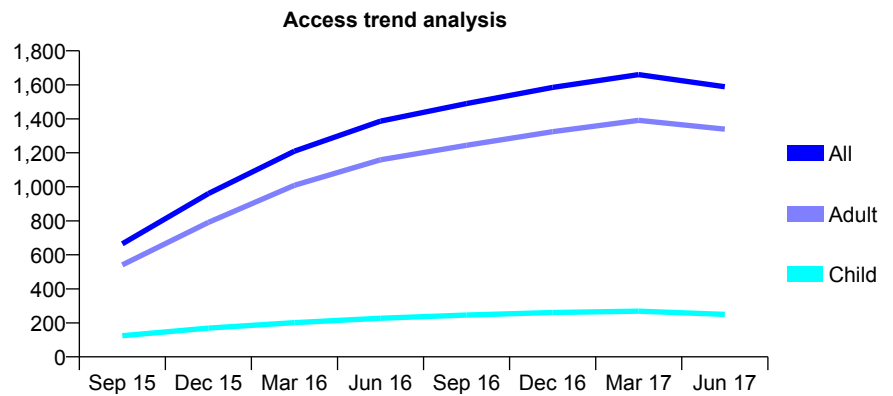
## Q70 - Vital Signs At a Glance Contract Report for 129992/0010 - June 2017

Name or company name	Somerset Partnership NHS Foundation Tru
Contract type name	PDS Contract
Purpose of contract	General
Contract start date	01/04/2015
Contract end date	31/03/2020

17/18 Contracted general activity (UDA)	4,666
Carry forward general activity (UDA)	0
17/18 Contracted orthodontic activity (UOA)	0
Carry forward orthodontic activity (UOA)	0
Baseline contract value	£560,456.40

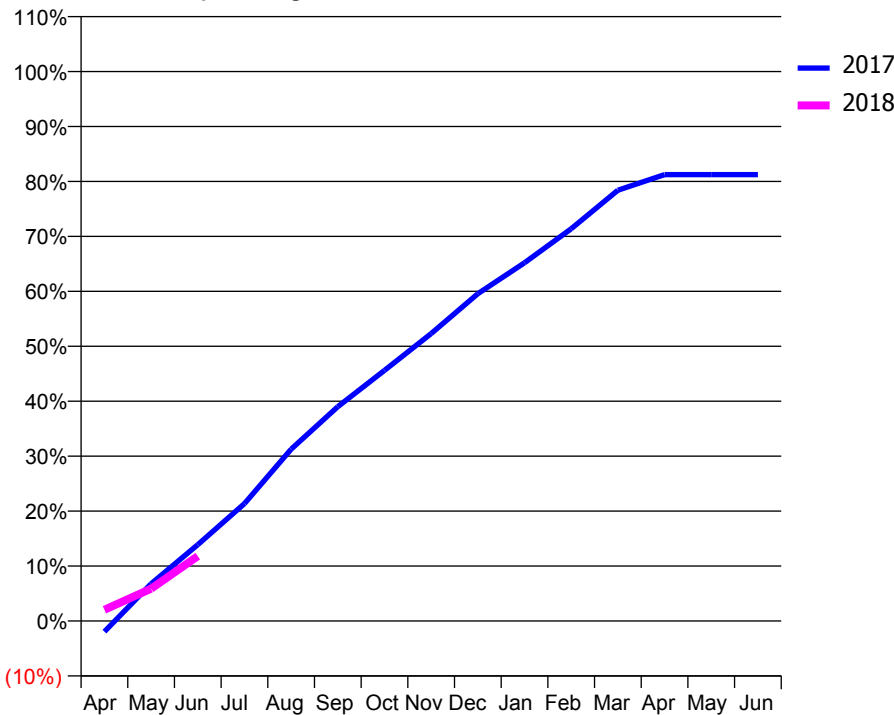
### ACCESS\*

Patients seen in 24 months	Total	Change since previous quarter
Quarter ending June 2016	1,386	
Quarter ending September 2016	1,490	↑
Quarter ending December 2016	1,585	↑
Quarter ending March 2017	1,660	↑
Quarter ending June 2017	1,589	↓
<b>Variance since June 2016</b>	<b>14.6%</b>	<b>↑</b>



### ACTIVITY

Cumulative percentage of contracted UDA delivered 2017 & 2018



Month	Adjusted Scheduled Activity (UDA)	
	2017	2018
April	-91	96
May	316	275
June	648	551
July	997	
August	1,459	
September	1,820	
October	2,128	
November	2,440	
December	2,779	
January	3,041	
February	3,331	
March	3,658	
April	3,790	
May	3,790	
June	3,790	

### QUALITY

	Quantity	Base Number	Contract	AT	Region	England
% of FP17s for the same patient ID Re-attending within 3 months - Children	0	43	0.0%	10.6%	11.6%	12.0%
% of FP17s for the same patient ID Re-attending within 3 months - Adults	19	224	8.5%	14.9%	15.9%	16.0%
% of FP17s for the same patient ID Re-attending between 3 & 9 months - Children	12	43	27.9%	59.9%	60.4%	58.0%
% of FP17s for the same patient ID Re-attending between 3 & 9 months - Adults	68	224	30.4%	52.2%	52.3%	50.9%
% of FP17s for Band 1 Urgent Courses	20	218	9.2%	10.0%	9.5%	9.1%
% of FP17s Relating to Free Repair or Replacements	1	218	0.5%	0.6%	0.7%	0.8%
% of FP17s Relating to Continuations	2	218	0.9%	1.1%	1.0%	1.1%
% of Patients satisfied with the dentistry they have received	5	7	N/A	93.1%	91.9%	91.7%
% of Patients satisfied with the time they had to wait for an appointment	7	7	N/A	87.9%	88.0%	88.0%

\* This is based on patients treated on this contract for their most recent course of treatment. Figures in italics indicate the base number of FP17s or Patient Questionnaire responses are less than 100. N/A is shown where the base number of responses is less than 10 during the period. % is calculated as Quantity/Base number\*100

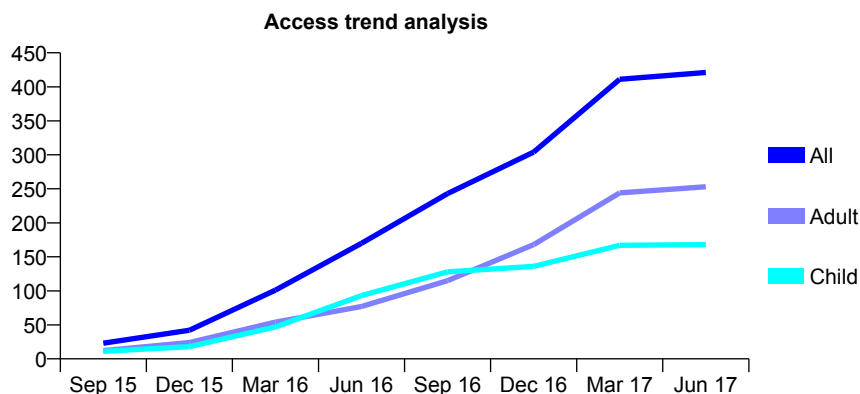
## Q70 - Vital Signs At a Glance Contract Report for 129992/0011 - June 2017

Name or company name	Somerset Partnership NHS Foundation Tru
Contract type name	PDS Contract
Purpose of contract	General
Contract start date	01/04/2015
Contract end date	31/03/2020

17/18 Contracted general activity (UDA)	2,333
Carry forward general activity (UDA)	0
17/18 Contracted orthodontic activity (UOA)	0
Carry forward orthodontic activity (UOA)	0
Baseline contract value	£186,818.80

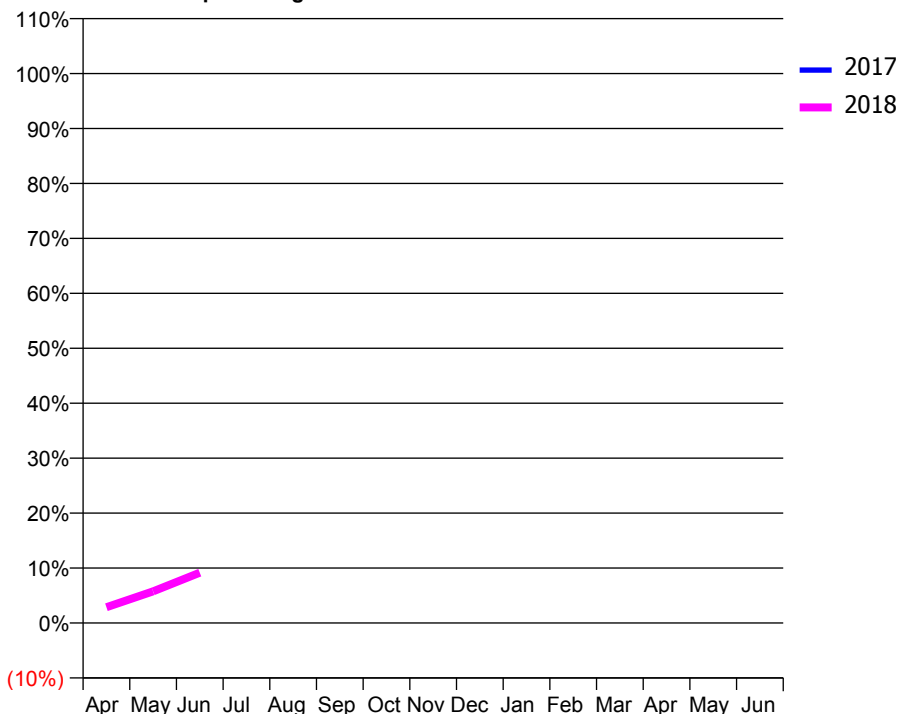
### ACCESS\*

Patients seen in 24 months	Total	Change since previous quarter
Quarter ending June 2016	170	
Quarter ending September 2016	243	↑
Quarter ending December 2016	304	↑
Quarter ending March 2017	411	↑
Quarter ending June 2017	421	↑
<b>Variance since June 2016</b>	<b>147.6%</b>	<b>↑</b>



### ACTIVITY

Cumulative percentage of contracted UDA delivered 2017 & 2018



Adjusted Scheduled Activity (UDA)

Month	2017	2018
April	-1,666	67
May	-1,602	134
June	-1,483	214
July	-1,363	
August	-1,211	
September	-1,095	
October	-1,005	
November	-901	
December	-776	
January	-673	
February	-507	
March	-345	
April	-258	
May	-258	
June	-258	

### QUALITY

	Quantity	Base Number	Contract	AT	Region	England
% of FP17s for the same patient ID Re-attending within 3 months - Children	1	53	1.9%	10.6%	11.6%	12.0%
% of FP17s for the same patient ID Re-attending within 3 months - Adults	0	55	0.0%	14.9%	15.9%	16.0%
% of FP17s for the same patient ID Re-attending between 3 & 9 months - Children	1	53	1.9%	59.9%	60.4%	58.0%
% of FP17s for the same patient ID Re-attending between 3 & 9 months - Adults	1	55	1.8%	52.2%	52.3%	50.9%
% of FP17s for Band 1 Urgent Courses	3	80	3.8%	10.0%	9.5%	9.1%
% of FP17s Relating to Free Repair or Replacements	0	80	0.0%	0.6%	0.7%	0.8%
% of FP17s Relating to Continuations	0	80	0.0%	1.1%	1.0%	1.1%
% of Patients satisfied with the dentistry they have received	1	1	N/A	93.1%	91.9%	91.7%
% of Patients satisfied with the time they had to wait for an appointment	1	1	N/A	87.9%	88.0%	88.0%

\* This is based on patients treated on this contract for their most recent course of treatment. Figures in italics indicate the base number of FP17s or Patient Questionnaire responses are less than 100. N/A is shown where the base number of responses is less than 10 during the period. % is calculated as Quantity/Base number\*100

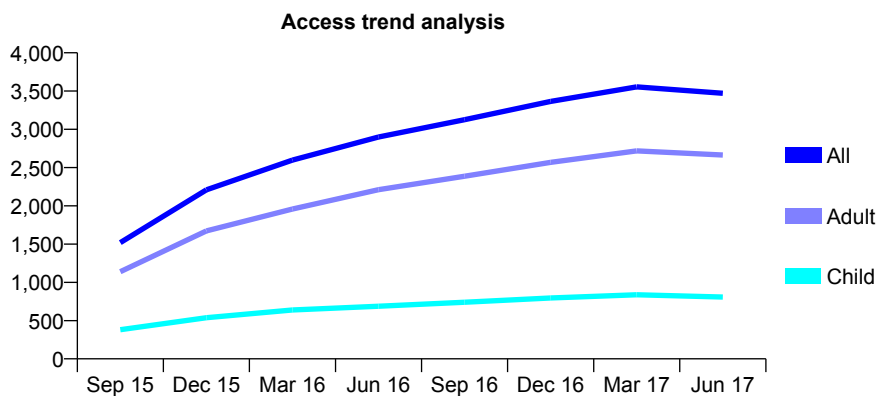
## Q70 - Vital Signs At a Glance Contract Report for 129992/0012 - June 2017

Name or company name	Somerset Partnership NHS Foundation Tru
Contract type name	PDS Contract
Purpose of contract	General
Contract start date	01/04/2015
Contract end date	31/03/2020

17/18 Contracted general activity (UDA)	10,500
Carry forward general activity (UDA)	0
17/18 Contracted orthodontic activity (UOA)	0
Carry forward orthodontic activity (UOA)	0
Baseline contract value	£264,337.50

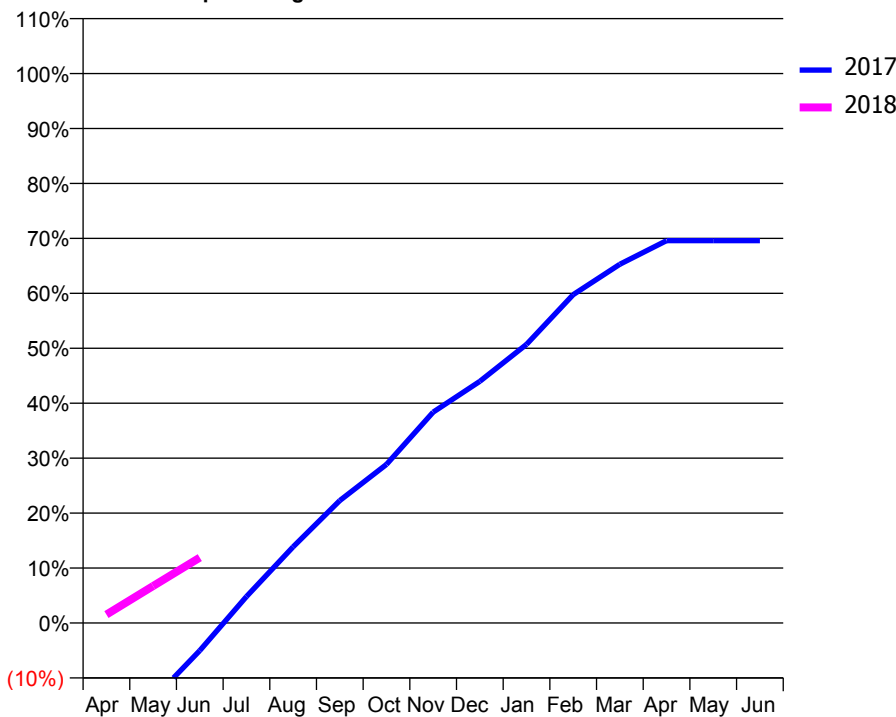
### ACCESS\*

Patients seen in 24 months	Total	Change since previous quarter
Quarter ending June 2016	2,899	
Quarter ending September 2016	3,126	↑
Quarter ending December 2016	3,365	↑
Quarter ending March 2017	3,555	↑
Quarter ending June 2017	3,471	↓
<b>Variance since June 2016</b>	<b>19.7%</b>	<b>↑</b>



### ACTIVITY

Cumulative percentage of contracted UDA delivered 2017 & 2018



Month	Adjusted Scheduled Activity (UDA)	
	2017	2018
April	-2,203	163
May	-1,461	707
June	-530	1,250
July	506	
August	1,456	
September	2,339	
October	3,030	
November	4,030	
December	4,617	
January	5,324	
February	6,275	
March	6,856	
April	7,306	
May	7,307	
June	7,307	

### QUALITY

	Quantity	Base Number	Contract	AT	Region	England
% of FP17s for the same patient ID Re-attending within 3 months - Children	10	147	6.8%	10.6%	11.6%	12.0%
% of FP17s for the same patient ID Re-attending within 3 months - Adults	61	588	10.4%	14.9%	15.9%	16.0%
% of FP17s for the same patient ID Re-attending between 3 & 9 months - Children	63	147	42.9%	59.9%	60.4%	58.0%
% of FP17s for the same patient ID Re-attending between 3 & 9 months - Adults	271	588	46.1%	52.2%	52.3%	50.9%
% of FP17s for Band 1 Urgent Courses	85	579	14.7%	10.0%	9.5%	9.1%
% of FP17s Relating to Free Repair or Replacements	0	579	0.0%	0.6%	0.7%	0.8%
% of FP17s Relating to Continuations	7	579	1.2%	1.1%	1.0%	1.1%
% of Patients satisfied with the dentistry they have received	24	26	92.3%	93.1%	91.9%	91.7%
% of Patients satisfied with the time they had to wait for an appointment	22	26	84.6%	87.9%	88.0%	88.0%

\* This is based on patients treated on this contract for their most recent course of treatment. Figures in italics indicate the base number of FP17s or Patient Questionnaire responses are less than 100. N/A is shown where the base number of responses is less than 10 during the period. % is calculated as Quantity/Base number\*100

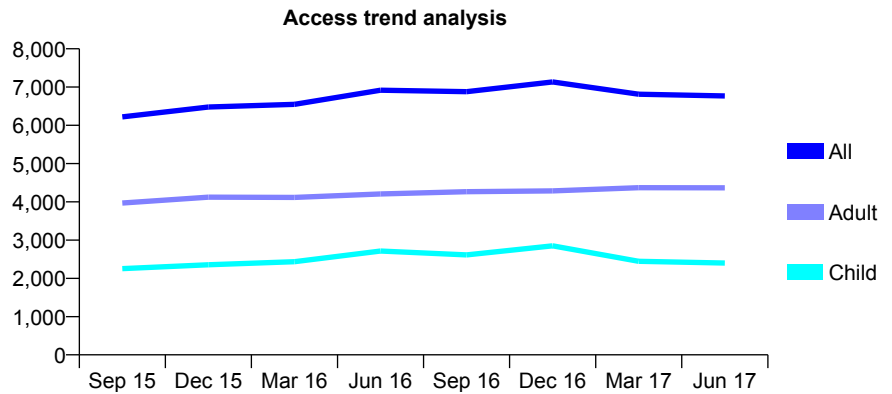
## Q70 - Vital Signs At a Glance Contract Report for 130400/0001 - June 2017

Name or company name	M & A Dentmet Ltd
Contract type name	GDS Contract
Purpose of contract	General
Contract start date	01/09/2009
Contract end date	

17/18 Contracted general activity (UDA)	13,601
Carry forward general activity (UDA)	0
17/18 Contracted orthodontic activity (UOA)	0
Carry forward orthodontic activity (UOA)	0
Baseline contract value	£345,237.74

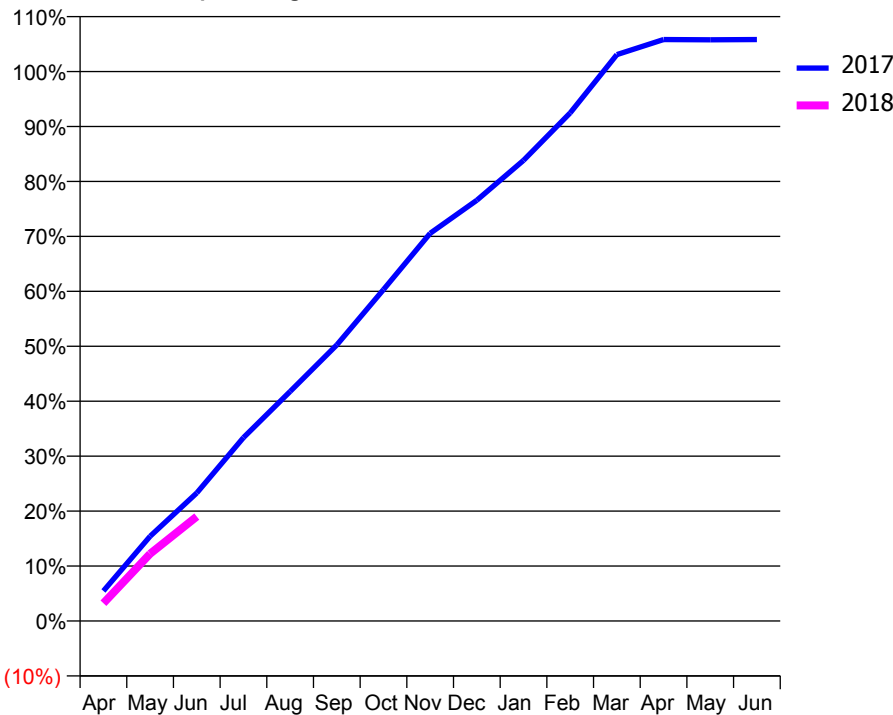
### ACCESS\*

Patients seen in 24 months	Total	Change since previous quarter
Quarter ending June 2016	6,919	
Quarter ending September 2016	6,878	→
Quarter ending December 2016	7,134	↑
Quarter ending March 2017	6,814	↓
Quarter ending June 2017	6,767	→
<b>Variance since June 2016</b>	<b>(2.2%)</b>	<b>↓</b>



### ACTIVITY

Cumulative percentage of contracted UDA delivered 2017 & 2018



Month	Adjusted Scheduled Activity (UDA)	
	2017	2018
April	744	442
May	2,097	1,665
June	3,171	2,585
July	4,539	
August	5,683	
September	6,833	
October	8,203	
November	9,595	
December	10,416	
January	11,400	
February	12,576	
March	14,020	
April	14,391	
May	14,386	
June	14,391	

### QUALITY

	Quantity	Base Number	Contract	AT	Region	England
% of FP17s for the same patient ID Re-attending within 3 months - Children	22	529	4.2%	10.6%	11.6%	12.0%
% of FP17s for the same patient ID Re-attending within 3 months - Adults	99	1,166	8.5%	14.9%	15.9%	16.0%
% of FP17s for the same patient ID Re-attending between 3 & 9 months - Children	253	529	47.8%	59.9%	60.4%	58.0%
% of FP17s for the same patient ID Re-attending between 3 & 9 months - Adults	592	1,166	50.8%	52.2%	52.3%	50.9%
% of FP17s for Band 1 Urgent Courses	97	1,482	6.5%	10.0%	9.5%	9.1%
% of FP17s Relating to Free Repair or Replacements	3	1,482	0.2%	0.6%	0.7%	0.8%
% of FP17s Relating to Continuations	0	1,482	0.0%	1.1%	1.0%	1.1%
% of Patients satisfied with the dentistry they have received	9	10	90.0%	93.1%	91.9%	91.7%
% of Patients satisfied with the time they had to wait for an appointment	9	10	90.0%	87.9%	88.0%	88.0%

\* This is based on patients treated on this contract for their most recent course of treatment. Figures in italics indicate the base number of FP17s or Patient Questionnaire responses are less than 100. N/A is shown where the base number of responses is less than 10 during the period. % is calculated as Quantity/Base number\*100



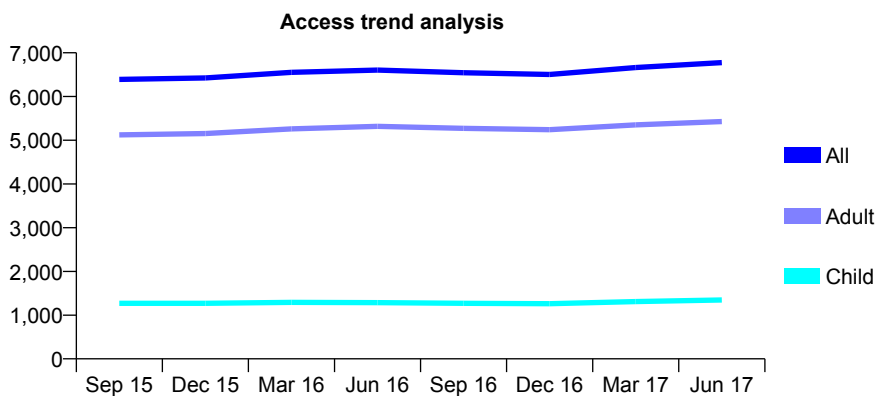
## Q70 - Vital Signs At a Glance Contract Report for 130931/0001 - June 2017

Name or company name	Palmerston Precinct Practice Limited
Contract type name	GDS Contract
Purpose of contract	General
Contract start date	01/04/2008
Contract end date	

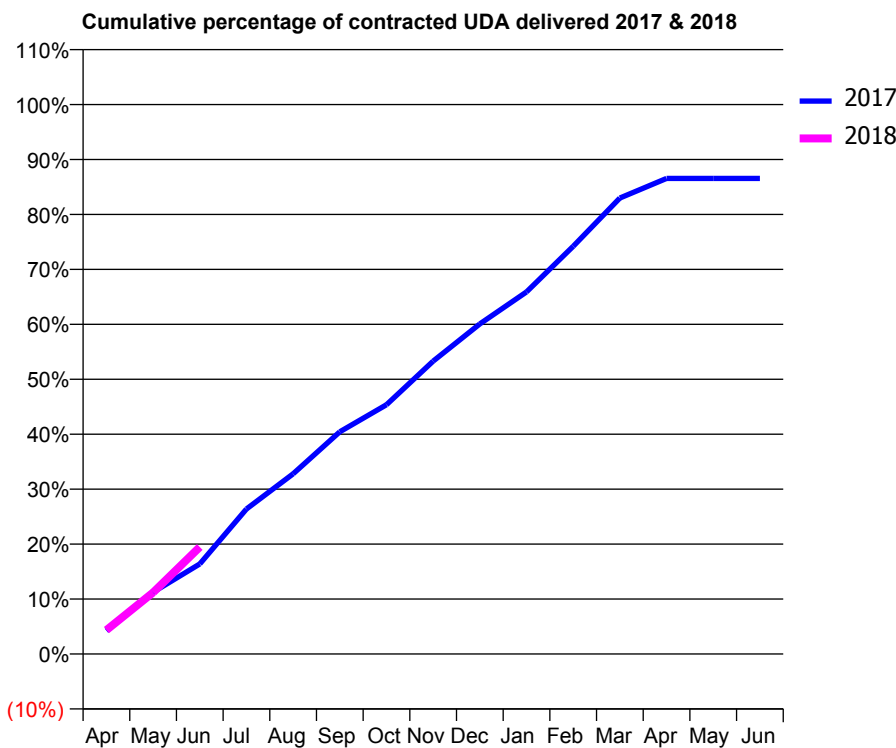
17/18 Contracted general activity (UDA)	20,100
Carry forward general activity (UDA)	0
17/18 Contracted orthodontic activity (UOA)	0
Carry forward orthodontic activity (UOA)	0
Baseline contract value	£476,213.39

### ACCESS\*

Patients seen in 24 months	Total	Change since previous quarter
Quarter ending June 2016	6,606	
Quarter ending September 2016	6,543	→
Quarter ending December 2016	6,503	→
Quarter ending March 2017	6,662	↑
Quarter ending June 2017	6,777	→
<b>Variance since June 2016</b>	<b>2.6%</b>	<b>↑</b>



### ACTIVITY



Month	Adjusted Scheduled Activity (UDA)	
	2017	2018
April	974	877
May	2,587	2,252
June	3,770	3,912
July	6,072	
August	7,544	
September	9,299	
October	10,437	
November	12,259	
December	13,816	
January	15,155	
February	17,063	
March	19,088	
April	19,908	
May	19,908	
June	19,905	

### QUALITY

	Quantity	Base Number	Contract	AT	Region	England
% of FP17s for the same patient ID Re-attending within 3 months - Children	18	495	3.6%	10.6%	11.6%	12.0%
% of FP17s for the same patient ID Re-attending within 3 months - Adults	172	1,689	10.2%	14.9%	15.9%	16.0%
% of FP17s for the same patient ID Re-attending between 3 & 9 months - Children	265	495	53.5%	59.9%	60.4%	58.0%
% of FP17s for the same patient ID Re-attending between 3 & 9 months - Adults	823	1,689	48.7%	52.2%	52.3%	50.9%
% of FP17s for Band 1 Urgent Courses	76	1,869	4.1%	10.0%	9.5%	9.1%
% of FP17s Relating to Free Repair or Replacements	7	1,869	0.4%	0.6%	0.7%	0.8%
% of FP17s Relating to Continuations	27	1,869	1.4%	1.1%	1.0%	1.1%
% of Patients satisfied with the dentistry they have received	8	8	N/A	93.1%	91.9%	91.7%
% of Patients satisfied with the time they had to wait for an appointment	6	8	N/A	87.9%	88.0%	88.0%

\* This is based on patients treated on this contract for their most recent course of treatment. Figures in italics indicate the base number of FP17s or Patient Questionnaire responses are less than 100. N/A is shown where the base number of responses is less than 10 during the period. % is calculated as Quantity/Base number\*100

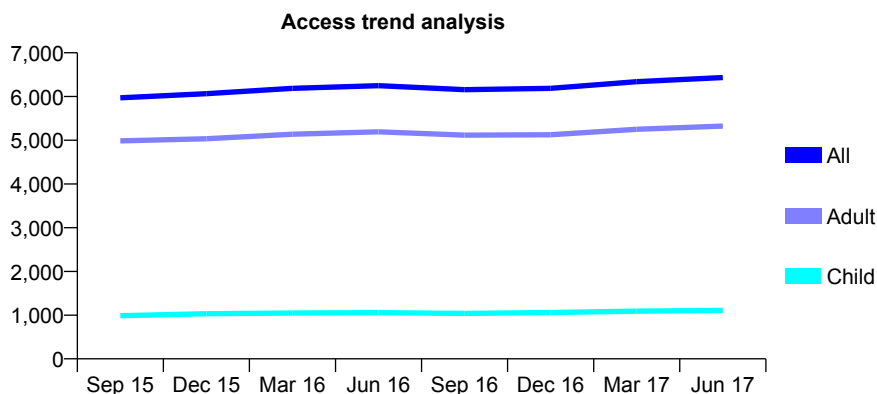
## Q70 - Vital Signs At a Glance Contract Report for 131024/0001 - June 2017

Name or company name	Dr NF Portelli & Dr RO Smallwood
Contract type name	GDS Contract
Purpose of contract	General
Contract start date	01/12/2012
Contract end date	

17/18 Contracted general activity (UDA)	16,665
Carry forward general activity (UDA)	0
17/18 Contracted orthodontic activity (UOA)	0
Carry forward orthodontic activity (UOA)	0
Baseline contract value	£346,031.32

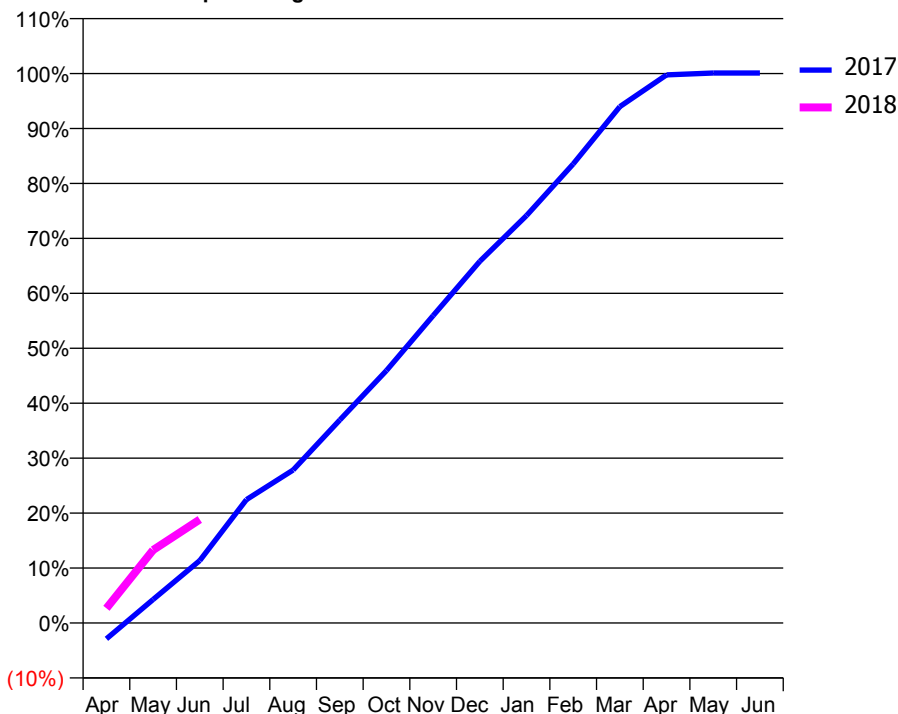
### ACCESS\*

Patients seen in 24 months	Total	Change since previous quarter
Quarter ending June 2016	6,248	
Quarter ending September 2016	6,156	↓
Quarter ending December 2016	6,186	→
Quarter ending March 2017	6,340	↑
Quarter ending June 2017	6,433	→
<b>Variance since June 2016</b>	<b>3.0%</b>	<b>↑</b>



### ACTIVITY

**Cumulative percentage of contracted UDA delivered 2017 & 2018**



Month	Adjusted Scheduled Activity (UDA)	
	2017	2018
April	-482	449
May	712	2,213
June	1,894	3,139
July	3,743	
August	4,641	
September	6,156	
October	7,656	
November	9,325	
December	10,969	
January	12,356	
February	13,923	
March	15,662	
April	16,622	
May	16,680	
June	16,680	

### QUALITY

	Quantity	Base Number	Contract	AT	Region	England
% of FP17s for the same patient ID Re-attending within 3 months - Children	42	400	10.5%	10.6%	11.6%	12.0%
% of FP17s for the same patient ID Re-attending within 3 months - Adults	261	2,012	13.0%	14.9%	15.9%	16.0%
% of FP17s for the same patient ID Re-attending between 3 & 9 months - Children	243	400	60.8%	59.9%	60.4%	58.0%
% of FP17s for the same patient ID Re-attending between 3 & 9 months - Adults	1,229	2,012	61.1%	52.2%	52.3%	50.9%
% of FP17s for Band 1 Urgent Courses	98	1,904	5.1%	10.0%	9.5%	9.1%
% of FP17s Relating to Free Repair or Replacements	17	1,904	0.9%	0.6%	0.7%	0.8%
% of FP17s Relating to Continuations	19	1,904	1.0%	1.1%	1.0%	1.1%
% of Patients satisfied with the dentistry they have received	13	13	100.0%	93.1%	91.9%	91.7%
% of Patients satisfied with the time they had to wait for an appointment	13	13	100.0%	87.9%	88.0%	88.0%

\* This is based on patients treated on this contract for their most recent course of treatment. Figures in italics indicate the base number of FP17s or Patient Questionnaire responses are less than 100. N/A is shown where the base number of responses is less than 10 during the period. % is calculated as Quantity/Base number\*100

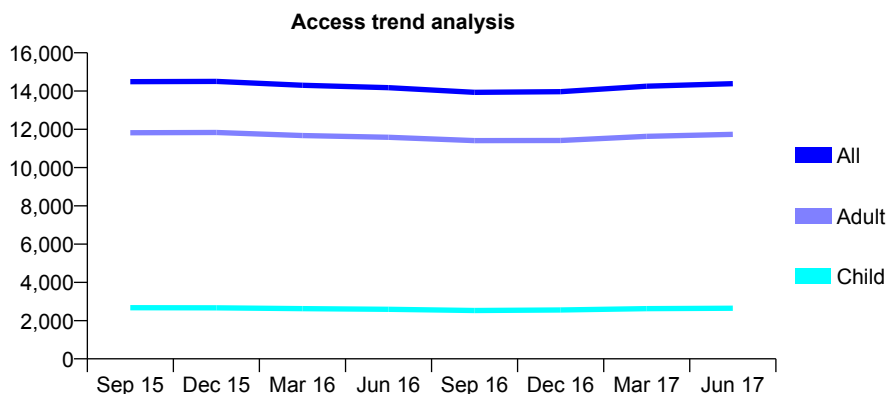
## Q70 - Vital Signs At a Glance Contract Report for 132063/0001 - June 2017

Name or company name	Wellum House Dental Practice
Contract type name	GDS Contract
Purpose of contract	General
Contract start date	01/04/2011
Contract end date	

17/18 Contracted general activity (UDA)	38,250
Carry forward general activity (UDA)	0
17/18 Contracted orthodontic activity (UOA)	0
Carry forward orthodontic activity (UOA)	0
Baseline contract value	£1,116,030.42

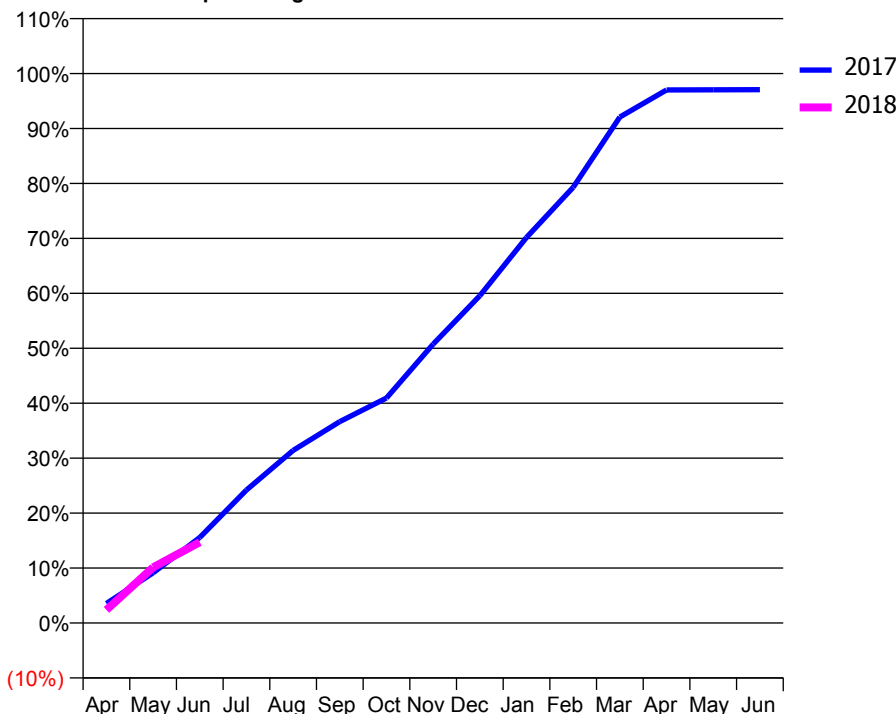
### ACCESS\*

Patients seen in 24 months	Total	Change since previous quarter
Quarter ending June 2016	14,174	
Quarter ending September 2016	13,933	↓
Quarter ending December 2016	13,965	→
Quarter ending March 2017	14,256	↑
Quarter ending June 2017	14,385	→
<b>Variance since June 2016</b>	<b>1.5%</b>	<b>→</b>



### ACTIVITY

Cumulative percentage of contracted UDA delivered 2017 & 2018



Adjusted Scheduled Activity (UDA)		
Month	2017	2018
April	1,359	915
May	3,494	3,874
June	5,954	5,631
July	9,257	
August	12,011	
September	14,018	
October	15,667	
November	19,414	
December	22,785	
January	26,836	
February	30,333	
March	35,224	
April	37,107	
May	37,118	
June	37,125	

### QUALITY

	Quantity	Base Number	Contract	AT	Region	England
% of FP17s for the same patient ID Re-attending within 3 months - Children	53	882	6.0%	10.6%	11.6%	12.0%
% of FP17s for the same patient ID Re-attending within 3 months - Adults	365	3,085	11.8%	14.9%	15.9%	16.0%
% of FP17s for the same patient ID Re-attending between 3 & 9 months - Children	474	882	53.7%	59.9%	60.4%	58.0%
% of FP17s for the same patient ID Re-attending between 3 & 9 months - Adults	1,659	3,085	53.8%	52.2%	52.3%	50.9%
% of FP17s for Band 1 Urgent Courses	208	3,150	6.6%	10.0%	9.5%	9.1%
% of FP17s Relating to Free Repair or Replacements	22	3,150	0.7%	0.6%	0.7%	0.8%
% of FP17s Relating to Continuations	22	3,150	0.7%	1.1%	1.0%	1.1%
% of Patients satisfied with the dentistry they have received	18	19	94.7%	93.1%	91.9%	91.7%
% of Patients satisfied with the time they had to wait for an appointment	17	19	89.5%	87.9%	88.0%	88.0%

\* This is based on patients treated on this contract for their most recent course of treatment. Figures in italics indicate the base number of FP17s or Patient Questionnaire responses are less than 100. N/A is shown where the base number of responses is less than 10 during the period. % is calculated as Quantity/Base number\*100

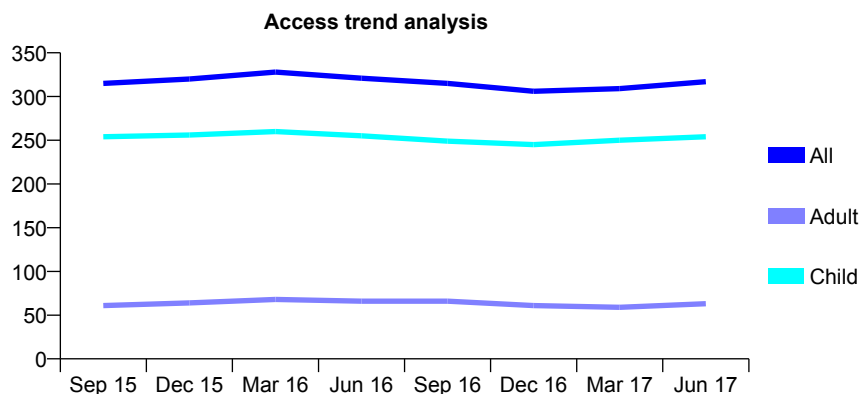
## Q70 - Vital Signs At a Glance Contract Report for 133183/0001 - June 2017

Name or company name	Heath Dental Suite
Contract type name	GDS Contract
Purpose of contract	General
Contract start date	01/09/2012
Contract end date	

17/18 Contracted general activity (UDA)	450
Carry forward general activity (UDA)	0
17/18 Contracted orthodontic activity (UOA)	0
Carry forward orthodontic activity (UOA)	0
Baseline contract value	£11,013.40

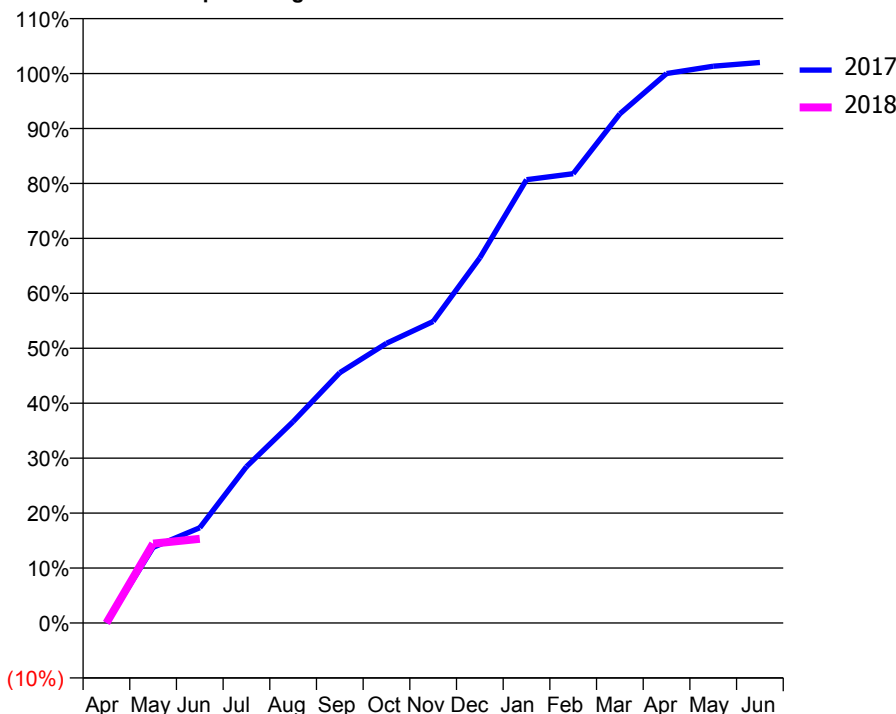
### ACCESS\*

Patients seen in 24 months	Total	Change since previous quarter
Quarter ending June 2016	321	
Quarter ending September 2016	315	↓
Quarter ending December 2016	306	↓
Quarter ending March 2017	309	→
Quarter ending June 2017	317	↑
<b>Variance since June 2016</b>	<b>(1.2%)</b>	<b>↓</b>



### ACTIVITY

Cumulative percentage of contracted UDA delivered 2017 & 2018



Adjusted Scheduled Activity (UDA)

Month	2017	2018
April	0	0
May	62	65
June	78	69
July	128	
August	165	
September	205	
October	229	
November	247	
December	299	
January	363	
February	368	
March	417	
April	450	
May	456	
June	459	

### QUALITY

	Quantity	Base Number	Contract	AT	Region	England
% of FP17s for the same patient ID Re-attending within 3 months - Children	0	73	0.0%	10.6%	11.6%	12.0%
% of FP17s for the same patient ID Re-attending within 3 months - Adults	0	10	0.0%	14.9%	15.9%	16.0%
% of FP17s for the same patient ID Re-attending between 3 & 9 months - Children	42	73	57.5%	59.9%	60.4%	58.0%
% of FP17s for the same patient ID Re-attending between 3 & 9 months - Adults	8	10	80.0%	52.2%	52.3%	50.9%
% of FP17s for Band 1 Urgent Courses	0	47	0.0%	10.0%	9.5%	9.1%
% of FP17s Relating to Free Repair or Replacements	0	47	0.0%	0.6%	0.7%	0.8%
% of FP17s Relating to Continuations	0	47	0.0%	1.1%	1.0%	1.1%
% of Patients satisfied with the dentistry they have received	0	0	N/A	93.1%	91.9%	91.7%
% of Patients satisfied with the time they had to wait for an appointment	0	0	N/A	87.9%	88.0%	88.0%

\* This is based on patients treated on this contract for their most recent course of treatment. Figures in italics indicate the base number of FP17s or Patient Questionnaire responses are less than 100. N/A is shown where the base number of responses is less than 10 during the period. % is calculated as Quantity/Base number\*100

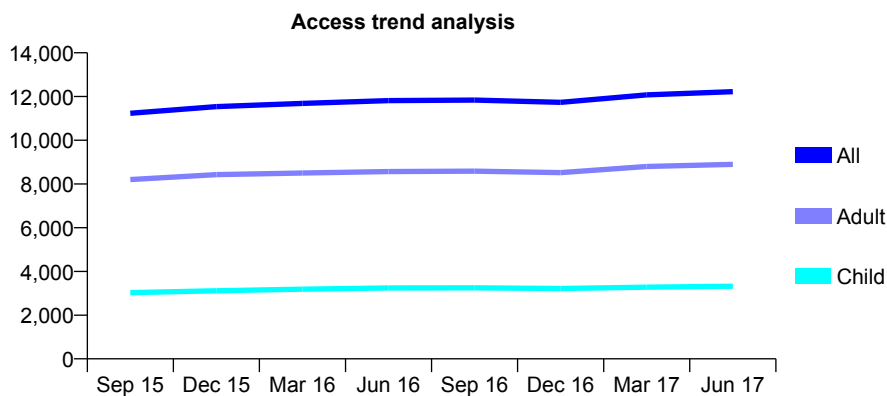
## Q70 - Vital Signs At a Glance Contract Report for 133302/0001 - June 2017

Name or company name	Fleet Dental Centre limited
Contract type name	GDS Contract
Purpose of contract	General
Contract start date	01/04/2013
Contract end date	

17/18 Contracted general activity (UDA)	25,346
Carry forward general activity (UDA)	0
17/18 Contracted orthodontic activity (UOA)	0
Carry forward orthodontic activity (UOA)	0
Baseline contract value	£608,913.21

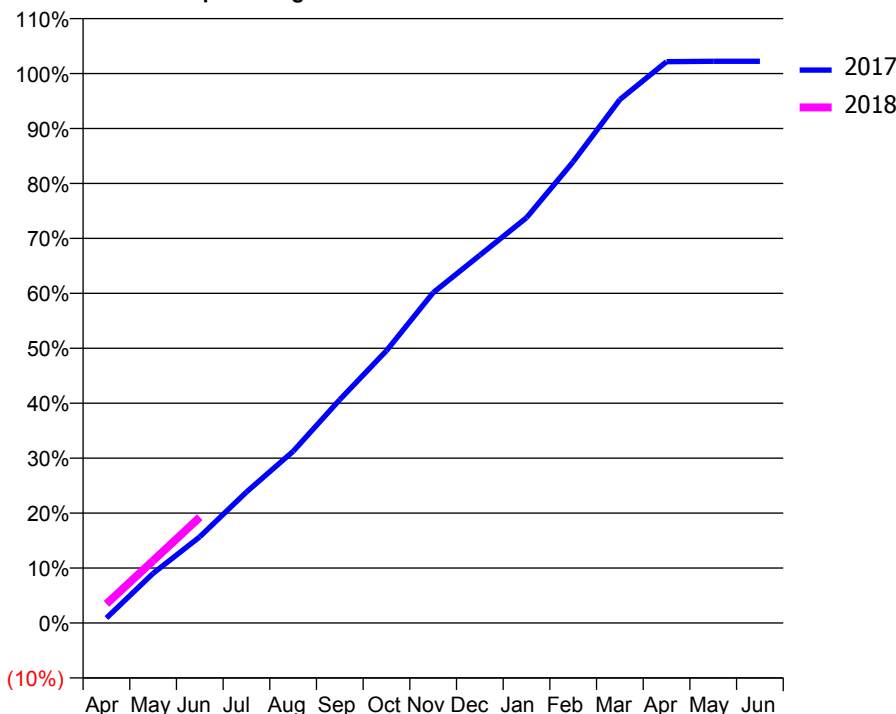
### ACCESS\*

Patients seen in 24 months	Total	Change since previous quarter
Quarter ending June 2016	11,811	
Quarter ending September 2016	11,837	→
Quarter ending December 2016	11,734	→
Quarter ending March 2017	12,077	↑
Quarter ending June 2017	12,222	→
<b>Variance since June 2016</b>	<b>3.5%</b>	<b>↑</b>



### ACTIVITY

Cumulative percentage of contracted UDA delivered 2017 & 2018



Month	Adjusted Scheduled Activity (UDA)	
	2017	2018
April	229	881
May	2,288	2,876
June	3,979	4,883
July	6,043	
August	7,919	
September	10,306	
October	12,565	
November	15,238	
December	16,968	
January	18,692	
February	21,280	
March	24,143	
April	25,892	
May	25,910	
June	25,910	

### QUALITY

	Quantity	Base Number	Contract	AT	Region	England
% of FP17s for the same patient ID Re-attending within 3 months - Children	80	1,282	6.2%	10.6%	11.6%	12.0%
% of FP17s for the same patient ID Re-attending within 3 months - Adults	351	2,948	11.9%	14.9%	15.9%	16.0%
% of FP17s for the same patient ID Re-attending between 3 & 9 months - Children	829	1,282	64.7%	59.9%	60.4%	58.0%
% of FP17s for the same patient ID Re-attending between 3 & 9 months - Adults	1,595	2,948	54.1%	52.2%	52.3%	50.9%
% of FP17s for Band 1 Urgent Courses	109	3,025	3.6%	10.0%	9.5%	9.1%
% of FP17s Relating to Free Repair or Replacements	6	3,025	0.2%	0.6%	0.7%	0.8%
% of FP17s Relating to Continuations	15	3,025	0.5%	1.1%	1.0%	1.1%
% of Patients satisfied with the dentistry they have received	59	61	96.7%	93.1%	91.9%	91.7%
% of Patients satisfied with the time they had to wait for an appointment	58	61	95.1%	87.9%	88.0%	88.0%

\* This is based on patients treated on this contract for their most recent course of treatment. Figures in italics indicate the base number of FP17s or Patient Questionnaire responses are less than 100. N/A is shown where the base number of responses is less than 10 during the period. % is calculated as Quantity/Base number\*100

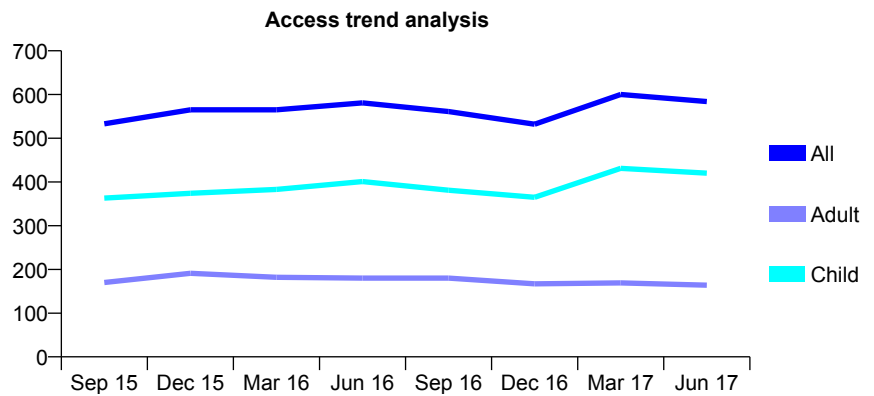
## Q70 - Vital Signs At a Glance Contract Report for 134074/0001 - June 2017

Name or company name	Dr Pawel Kiersz and Dr Ewelina Kiersz
Contract type name	GDS Contract
Purpose of contract	General
Contract start date	30/04/2010
Contract end date	

17/18 Contracted general activity (UDA)	1,389
Carry forward general activity (UDA)	0
17/18 Contracted orthodontic activity (UOA)	0
Carry forward orthodontic activity (UOA)	0
Baseline contract value	£28,861.12

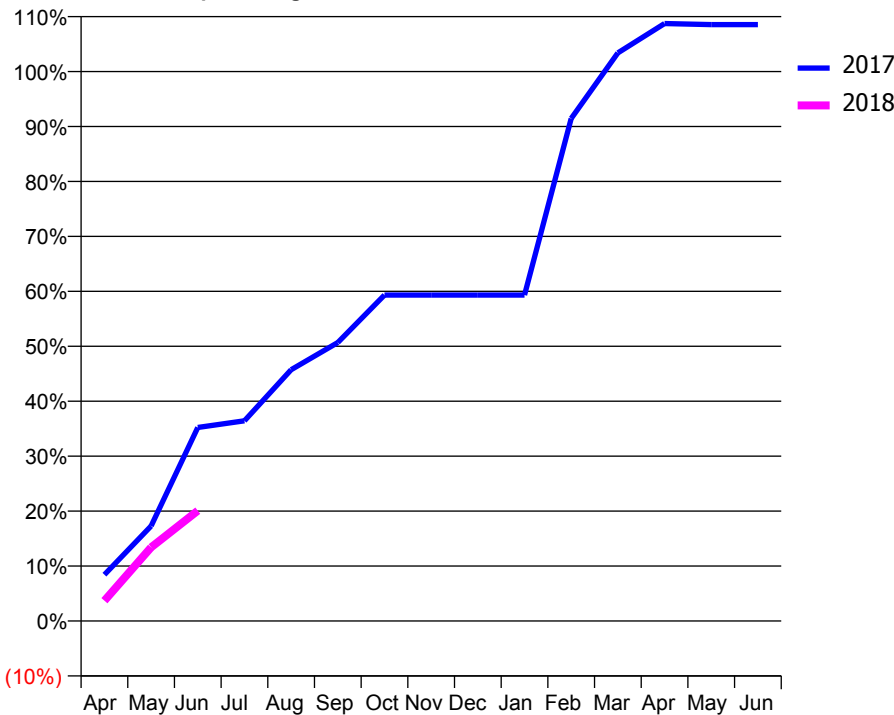
### ACCESS\*

Patients seen in 24 months	Total	Change since previous quarter
Quarter ending June 2016	581	
Quarter ending September 2016	561	↓
Quarter ending December 2016	532	↓
Quarter ending March 2017	600	↑
Quarter ending June 2017	584	↓
<b>Variance since June 2016</b>	<b>0.5%</b>	→



### ACTIVITY

Cumulative percentage of contracted UDA delivered 2017 & 2018



Month	Adjusted Scheduled Activity (UDA)	
	2017	2018
April	117	51
May	240	186
June	489	279
July	506	
August	635	
September	704	
October	824	
November	824	
December	824	
January	824	
February	1,270	
March	1,436	
April	1,510	
May	1,507	
June	1,507	

### QUALITY

	Quantity	Base Number	Contract	AT	Region	England
% of FP17s for the same patient ID Re-attending within 3 months - Children	15	169	8.9%	10.6%	11.6%	12.0%
% of FP17s for the same patient ID Re-attending within 3 months - Adults	12	41	29.3%	14.9%	15.9%	16.0%
% of FP17s for the same patient ID Re-attending between 3 & 9 months - Children	93	169	55.0%	59.9%	60.4%	58.0%
% of FP17s for the same patient ID Re-attending between 3 & 9 months - Adults	20	41	48.8%	52.2%	52.3%	50.9%
% of FP17s for Band 1 Urgent Courses	9	176	5.1%	10.0%	9.5%	9.1%
% of FP17s Relating to Free Repair or Replacements	0	176	0.0%	0.6%	0.7%	0.8%
% of FP17s Relating to Continuations	3	176	1.7%	1.1%	1.0%	1.1%
% of Patients satisfied with the dentistry they have received	1	1	N/A	93.1%	91.9%	91.7%
% of Patients satisfied with the time they had to wait for an appointment	1	1	N/A	87.9%	88.0%	88.0%

\* This is based on patients treated on this contract for their most recent course of treatment. Figures in italics indicate the base number of FP17s or Patient Questionnaire responses are less than 100. N/A is shown where the base number of responses is less than 10 during the period. % is calculated as Quantity/Base number\*100

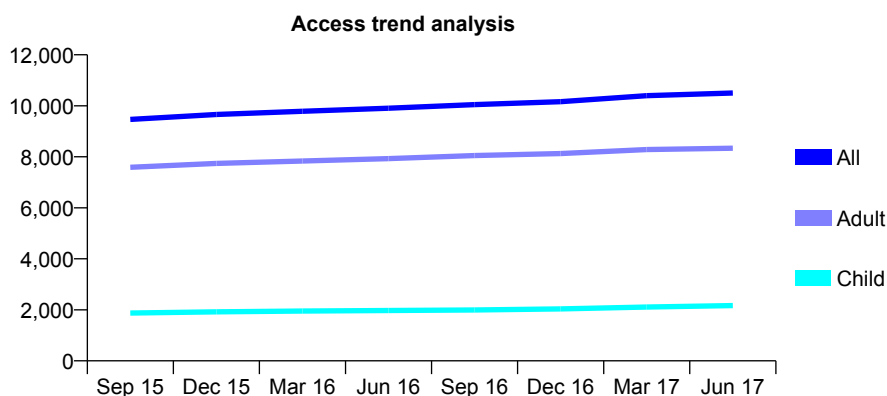
## Q70 - Vital Signs At a Glance Contract Report for 136042/0001 - June 2017

Name or company name	Mr M Shahi
Contract type name	PDS Contract
Purpose of contract	General
Contract start date	01/04/2006
Contract end date	31/03/2026

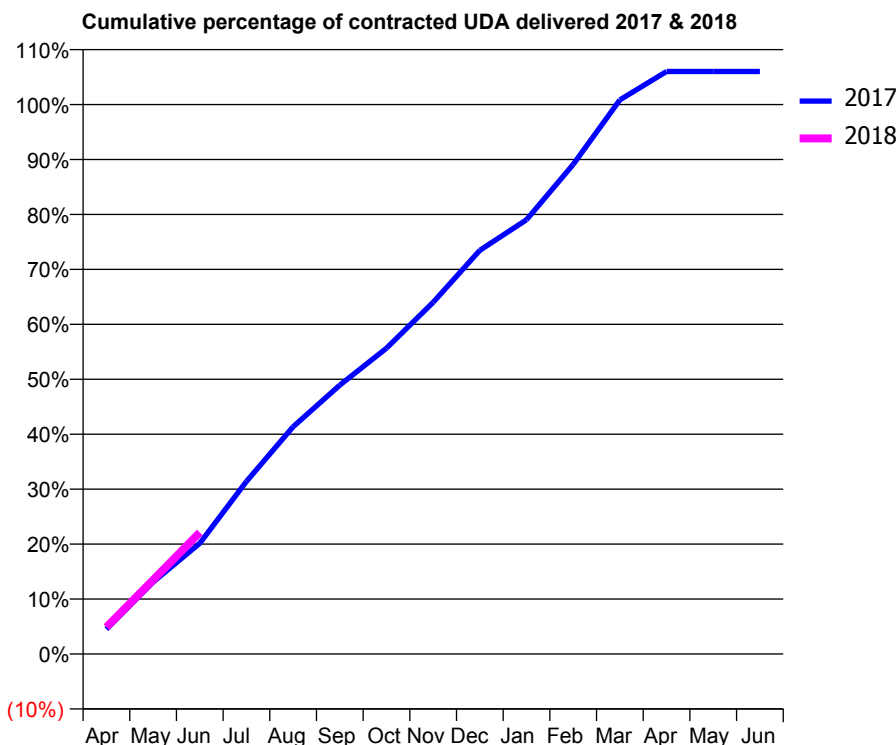
17/18 Contracted general activity (UDA)	28,500
Carry forward general activity (UDA)	0
17/18 Contracted orthodontic activity (UOA)	0
Carry forward orthodontic activity (UOA)	0
Baseline contract value	£895,696.75

### ACCESS\*

Patients seen in 24 months	Total	Change since previous quarter
Quarter ending June 2016	9,906	
Quarter ending September 2016	10,048	→
Quarter ending December 2016	10,164	→
Quarter ending March 2017	10,395	↑
Quarter ending June 2017	10,503	→
<b>Variance since June 2016</b>	<b>6.0%</b>	<b>↑</b>



### ACTIVITY



Month	Adjusted Scheduled Activity (UDA)	
	2017	2018
April	1,290	1,391
May	3,732	3,841
June	5,745	6,302
July	8,950	
August	11,790	
September	13,943	
October	15,863	
November	18,243	
December	20,937	
January	22,521	
February	25,394	
March	28,740	
April	30,216	
May	30,216	
June	30,216	

### QUALITY

	Quantity	Base Number	Contract	AT	Region	England
% of FP17s for the same patient ID Re-attending within 3 months - Children	17	731	2.3%	10.6%	11.6%	12.0%
% of FP17s for the same patient ID Re-attending within 3 months - Adults	103	2,371	4.3%	14.9%	15.9%	16.0%
% of FP17s for the same patient ID Re-attending between 3 & 9 months - Children	205	731	28.0%	59.9%	60.4%	58.0%
% of FP17s for the same patient ID Re-attending between 3 & 9 months - Adults	540	2,371	22.8%	52.2%	52.3%	50.9%
% of FP17s for Band 1 Urgent Courses	37	2,572	1.4%	10.0%	9.5%	9.1%
% of FP17s Relating to Free Repair or Replacements	2	2,572	0.1%	0.6%	0.7%	0.8%
% of FP17s Relating to Continuations	8	2,572	0.3%	1.1%	1.0%	1.1%
% of Patients satisfied with the dentistry they have received	53	56	94.6%	93.1%	91.9%	91.7%
% of Patients satisfied with the time they had to wait for an appointment	52	56	92.9%	87.9%	88.0%	88.0%

\* This is based on patients treated on this contract for their most recent course of treatment. Figures in italics indicate the base number of FP17s or Patient Questionnaire responses are less than 100. N/A is shown where the base number of responses is less than 10 during the period. % is calculated as Quantity/Base number\*100

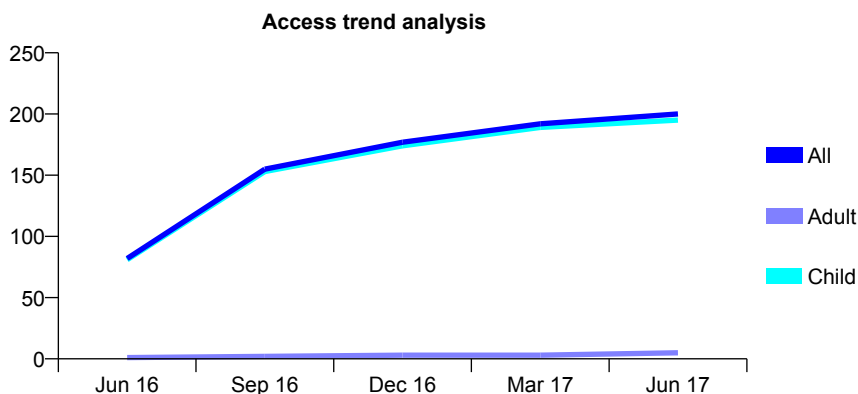
## Q70 - Vital Signs At a Glance Contract Report for 136514/0001 - June 2017

Name or company name	Parkstone Dental Practice
Contract type name	GDS Contract
Purpose of contract	General
Contract start date	01/04/2016
Contract end date	

17/18 Contracted general activity (UDA)	350
Carry forward general activity (UDA)	0
17/18 Contracted orthodontic activity (UOA)	0
Carry forward orthodontic activity (UOA)	0
Baseline contract value	£9,214.35

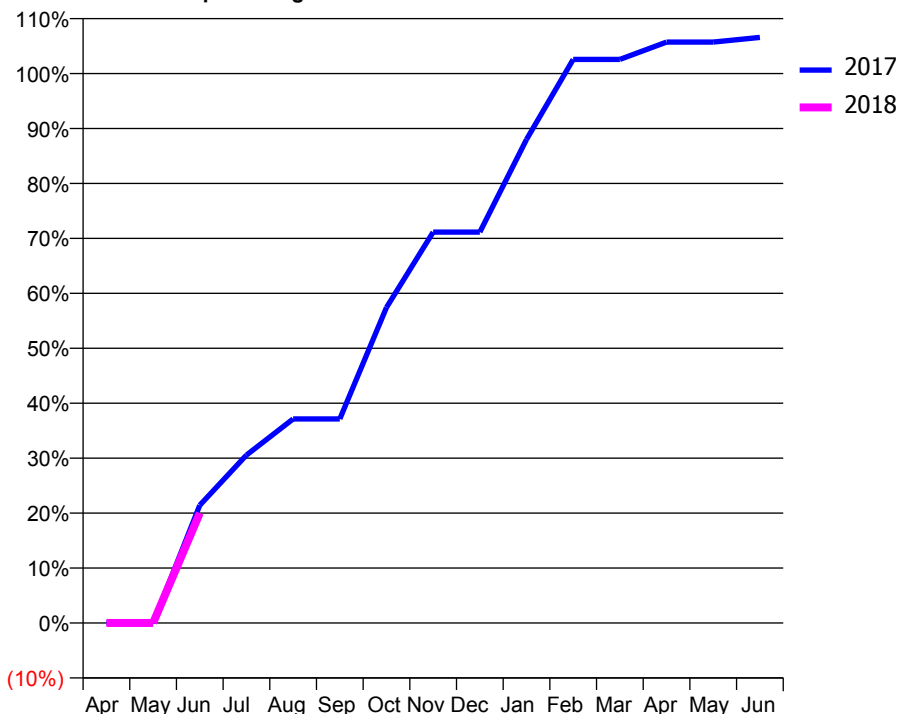
### ACCESS\*

Patients seen in 24 months	Total	Change since previous quarter
Quarter ending June 2016	82	
Quarter ending September 2016	155	↑
Quarter ending December 2016	177	↑
Quarter ending March 2017	192	↑
Quarter ending June 2017	200	↑
<b>Variance since June 2016</b>	<b>143.9%</b>	<b>↑</b>



### ACTIVITY

Cumulative percentage of contracted UDA delivered 2017 & 2018



Month	Adjusted Scheduled Activity (UDA)	
	2017	2018
April	0	0
May	0	0
June	75	70
July	107	
August	130	
September	130	
October	201	
November	249	
December	249	
January	308	
February	359	
March	359	
April	370	
May	370	
June	373	

### QUALITY

	Quantity	Base Number	Contract	AT	Region	England
% of FP17s for the same patient ID Re-attending within 3 months - Children	3	79	3.8%	10.6%	11.6%	12.0%
% of FP17s for the same patient ID Re-attending within 3 months - Adults	0	0	N/A	14.9%	15.9%	16.0%
% of FP17s for the same patient ID Re-attending between 3 & 9 months - Children	53	79	67.1%	59.9%	60.4%	58.0%
% of FP17s for the same patient ID Re-attending between 3 & 9 months - Adults	0	0	N/A	52.2%	52.3%	50.9%
% of FP17s for Band 1 Urgent Courses	0	65	0.0%	10.0%	9.5%	9.1%
% of FP17s Relating to Free Repair or Replacements	0	65	0.0%	0.6%	0.7%	0.8%
% of FP17s Relating to Continuations	0	65	0.0%	1.1%	1.0%	1.1%
% of Patients satisfied with the dentistry they have received	0	0	N/A	93.1%	91.9%	91.7%
% of Patients satisfied with the time they had to wait for an appointment	0	0	N/A	87.9%	88.0%	88.0%

\* This is based on patients treated on this contract for their most recent course of treatment. Figures in italics indicate the base number of FP17s or Patient Questionnaire responses are less than 100. N/A is shown where the base number of responses is less than 10 during the period. % is calculated as Quantity/Base number\*100



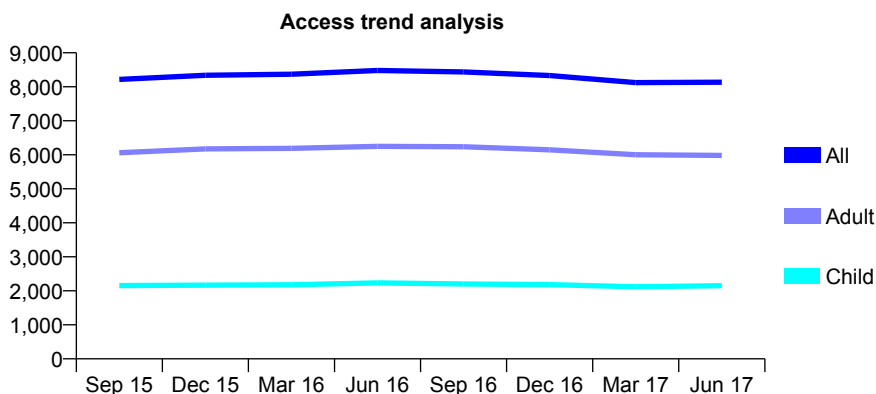
## Q70 - Vital Signs At a Glance Contract Report for 137588/0001 - June 2017

Name or company name	Damira Dental Studios Ltd
Contract type name	GDS Contract
Purpose of contract	General
Contract start date	01/08/2011
Contract end date	

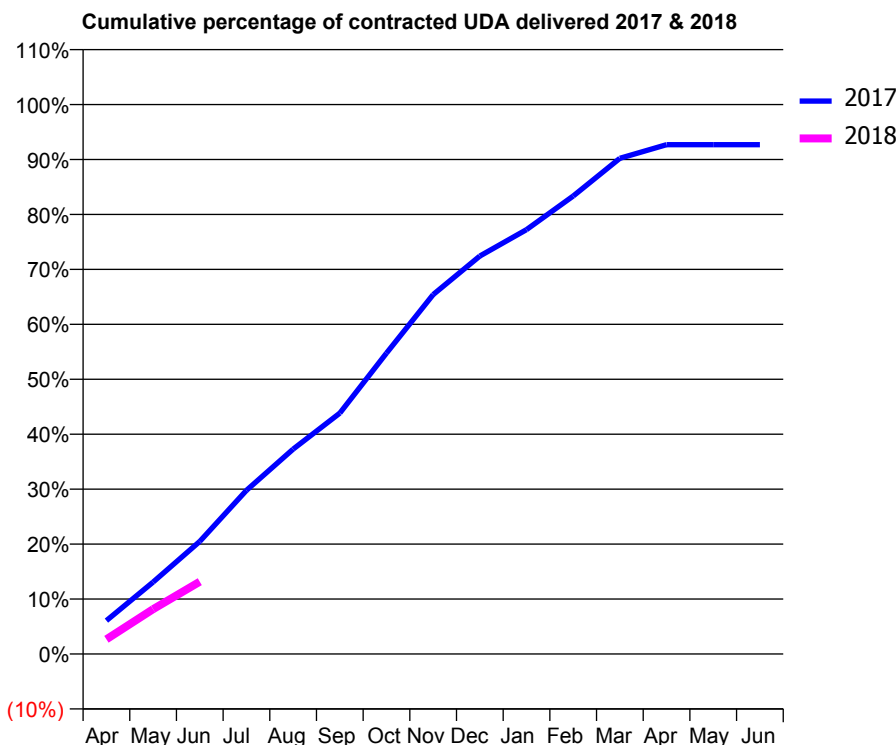
17/18 Contracted general activity (UDA)	20,000
Carry forward general activity (UDA)	0
17/18 Contracted orthodontic activity (UOA)	0
Carry forward orthodontic activity (UOA)	0
Baseline contract value	£518,241.59

### ACCESS\*

Patients seen in 24 months	Total	Change since previous quarter
Quarter ending June 2016	8,480	
Quarter ending September 2016	8,439	→
Quarter ending December 2016	8,330	↓
Quarter ending March 2017	8,123	↓
Quarter ending June 2017	8,134	→
<b>Variance since June 2016</b>	<b>(4.1%)</b>	<b>↓</b>



### ACTIVITY



Month	Adjusted Scheduled Activity (UDA)	
	2017	2018
April	1,216	536
May	2,619	1,633
June	4,097	2,634
July	5,959	
August	7,456	
September	8,770	
October	10,953	
November	13,080	
December	14,486	
January	15,448	
February	16,671	
March	18,042	
April	18,538	
May	18,538	
June	18,538	

### QUALITY

	Quantity	Base Number	Contract	AT	Region	England
% of FP17s for the same patient ID Re-attending within 3 months - Children	9	490	1.8%	10.6%	11.6%	12.0%
% of FP17s for the same patient ID Re-attending within 3 months - Adults	93	1,284	7.2%	14.9%	15.9%	16.0%
% of FP17s for the same patient ID Re-attending between 3 & 9 months - Children	354	490	72.2%	59.9%	60.4%	58.0%
% of FP17s for the same patient ID Re-attending between 3 & 9 months - Adults	898	1,284	69.9%	52.2%	52.3%	50.9%
% of FP17s for Band 1 Urgent Courses	54	1,503	3.6%	10.0%	9.5%	9.1%
% of FP17s Relating to Free Repair or Replacements	7	1,503	0.5%	0.6%	0.7%	0.8%
% of FP17s Relating to Continuations	1	1,503	0.1%	1.1%	1.0%	1.1%
% of Patients satisfied with the dentistry they have received	11	12	91.7%	93.1%	91.9%	91.7%
% of Patients satisfied with the time they had to wait for an appointment	10	12	83.3%	87.9%	88.0%	88.0%

\* This is based on patients treated on this contract for their most recent course of treatment. Figures in italics indicate the base number of FP17s or Patient Questionnaire responses are less than 100. N/A is shown where the base number of responses is less than 10 during the period. % is calculated as Quantity/Base number\*100

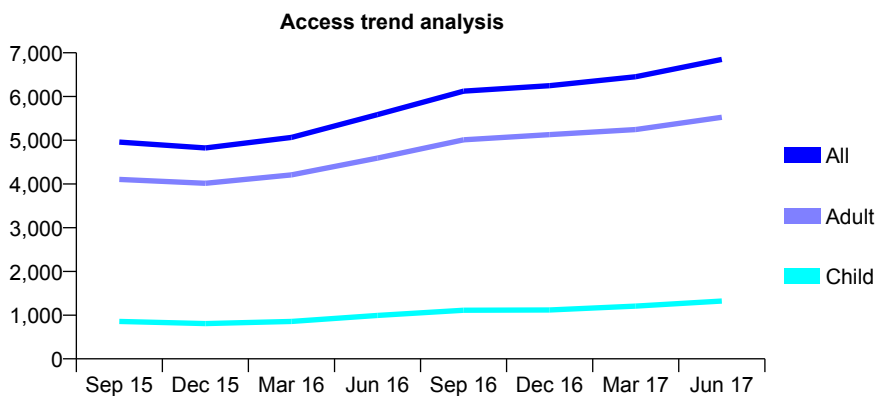
## Q70 - Vital Signs At a Glance Contract Report for 137588/0002 - June 2017

Name or company name	Damira Dental Studios Ltd
Contract type name	GDS Contract
Purpose of contract	General
Contract start date	20/03/2013
Contract end date	

17/18 Contracted general activity (UDA)	23,402
Carry forward general activity (UDA)	0
17/18 Contracted orthodontic activity (UOA)	0
Carry forward orthodontic activity (UOA)	0
Baseline contract value	£659,956.45

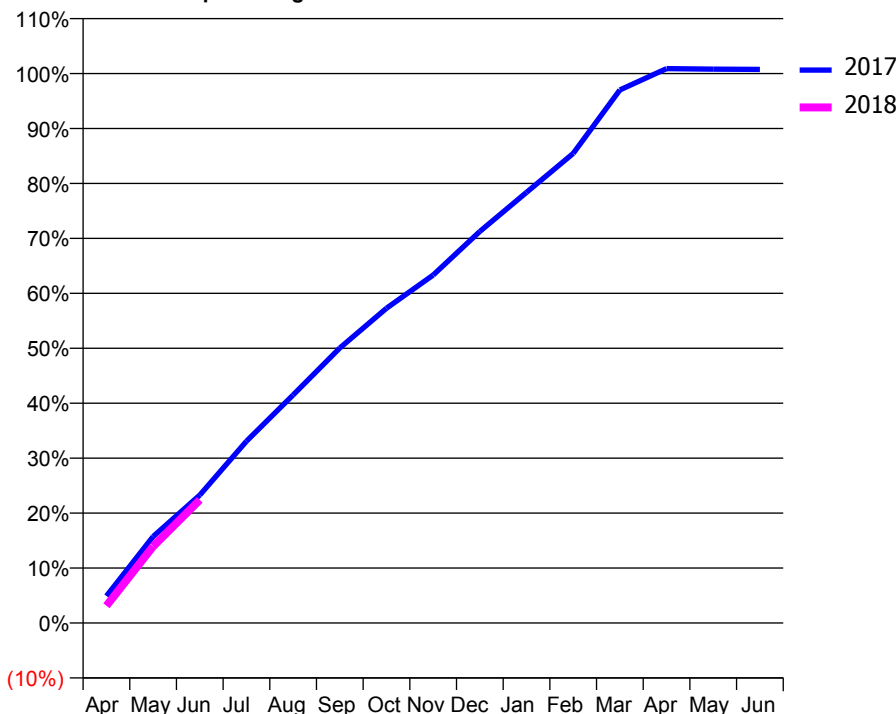
### ACCESS\*

Patients seen in 24 months	Total	Change since previous quarter
Quarter ending June 2016	5,585	
Quarter ending September 2016	6,122	↑
Quarter ending December 2016	6,248	↑
Quarter ending March 2017	6,451	↑
Quarter ending June 2017	6,849	↑
<b>Variance since June 2016</b>	<b>22.6%</b>	<b>↑</b>



### ACTIVITY

Cumulative percentage of contracted UDA delivered 2017 & 2018



Month	Adjusted Scheduled Activity (UDA)	
	2017	2018
April	1,151	738
May	3,683	3,261
June	5,451	5,243
July	7,741	
August	9,716	
September	11,712	
October	13,407	
November	14,822	
December	16,676	
January	18,338	
February	19,999	
March	22,701	
April	23,610	
May	23,590	
June	23,575	

### QUALITY

	Quantity	Base Number	Contract	AT	Region	England
% of FP17s for the same patient ID Re-attending within 3 months - Children	62	501	12.4%	10.6%	11.6%	12.0%
% of FP17s for the same patient ID Re-attending within 3 months - Adults	466	1,904	24.5%	14.9%	15.9%	16.0%
% of FP17s for the same patient ID Re-attending between 3 & 9 months - Children	213	501	42.5%	59.9%	60.4%	58.0%
% of FP17s for the same patient ID Re-attending between 3 & 9 months - Adults	594	1,904	31.2%	52.2%	52.3%	50.9%
% of FP17s for Band 1 Urgent Courses	609	2,106	28.9%	10.0%	9.5%	9.1%
% of FP17s Relating to Free Repair or Replacements	14	2,106	0.7%	0.6%	0.7%	0.8%
% of FP17s Relating to Continuations	6	2,106	0.3%	1.1%	1.0%	1.1%
% of Patients satisfied with the dentistry they have received	24	28	85.7%	93.1%	91.9%	91.7%
% of Patients satisfied with the time they had to wait for an appointment	24	28	85.7%	87.9%	88.0%	88.0%

\* This is based on patients treated on this contract for their most recent course of treatment. Figures in italics indicate the base number of FP17s or Patient Questionnaire responses are less than 100. N/A is shown where the base number of responses is less than 10 during the period. % is calculated as Quantity/Base number\*100

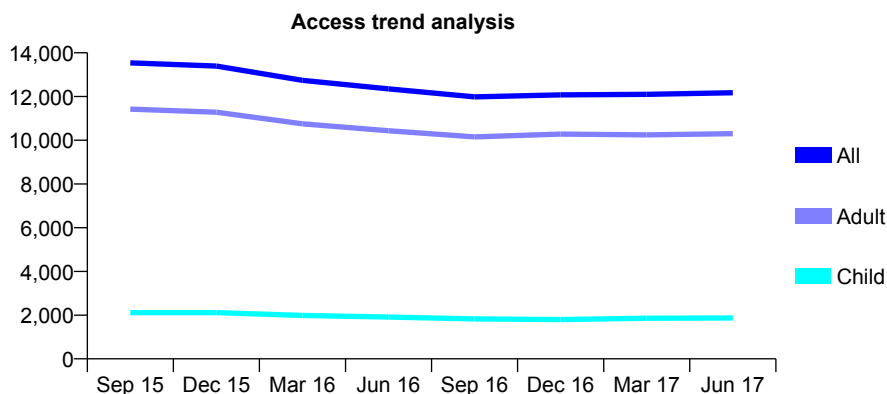
## Q70 - Vital Signs At a Glance Contract Report for 137588/0003 - June 2017

Name or company name	Damira Dental Studios Ltd
Contract type name	GDS Contract
Purpose of contract	General
Contract start date	01/04/2013
Contract end date	

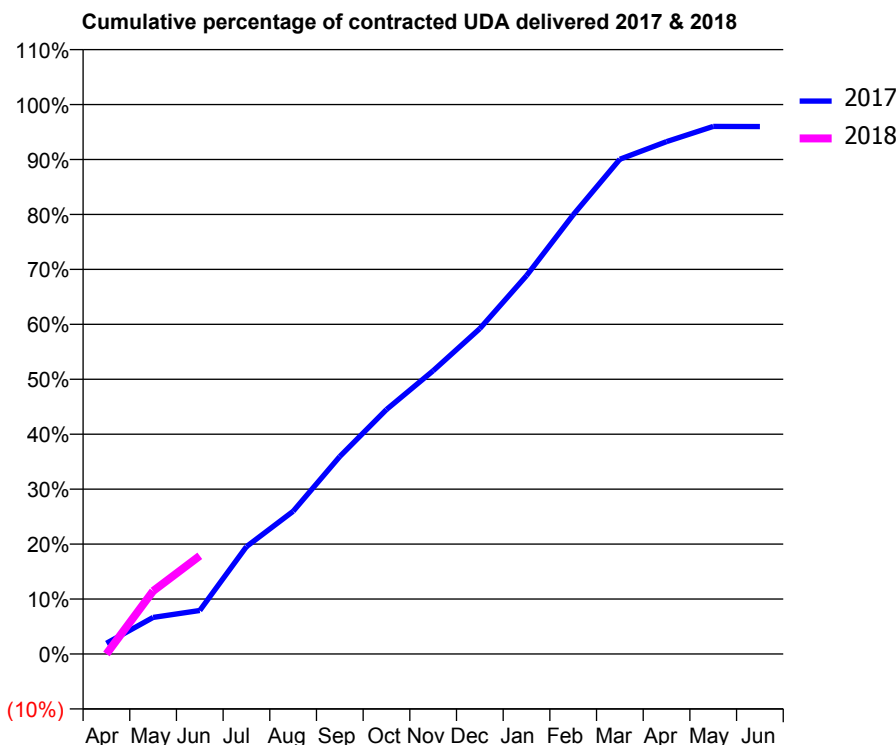
17/18 Contracted general activity (UDA)	30,000
Carry forward general activity (UDA)	0
17/18 Contracted orthodontic activity (UOA)	0
Carry forward orthodontic activity (UOA)	0
Baseline contract value	£796,279.07

### ACCESS\*

Patients seen in 24 months	Total	Change since previous quarter
Quarter ending June 2016	12,348	
Quarter ending September 2016	11,982	↓
Quarter ending December 2016	12,077	→
Quarter ending March 2017	12,100	→
Quarter ending June 2017	12,172	→
<b>Variance since June 2016</b>	<b>(1.4%)</b>	<b>↓</b>



### ACTIVITY



Month	Adjusted Scheduled Activity (UDA)	
	2017	2018
April	585	0
May	1,997	3,441
June	2,378	5,363
July	5,862	
August	7,791	
September	10,784	
October	13,350	
November	15,469	
December	17,770	
January	20,654	
February	23,979	
March	27,011	
April	27,972	
May	28,800	
June	28,798	

### QUALITY

	Quantity	Base Number	Contract	AT	Region	England
% of FP17s for the same patient ID Re-attending within 3 months - Children	72	579	12.4%	10.6%	11.6%	12.0%
% of FP17s for the same patient ID Re-attending within 3 months - Adults	749	3,357	22.3%	14.9%	15.9%	16.0%
% of FP17s for the same patient ID Re-attending between 3 & 9 months - Children	132	579	22.8%	59.9%	60.4%	58.0%
% of FP17s for the same patient ID Re-attending between 3 & 9 months - Adults	444	3,357	13.2%	52.2%	52.3%	50.9%
% of FP17s for Band 1 Urgent Courses	2,206	3,095	71.3%	10.0%	9.5%	9.1%
% of FP17s Relating to Free Repair or Replacements	13	3,095	0.4%	0.6%	0.7%	0.8%
% of FP17s Relating to Continuations	8	3,095	0.3%	1.1%	1.0%	1.1%
% of Patients satisfied with the dentistry they have received	12	15	80.0%	93.1%	91.9%	91.7%
% of Patients satisfied with the time they had to wait for an appointment	11	15	73.3%	87.9%	88.0%	88.0%

\* This is based on patients treated on this contract for their most recent course of treatment. Figures in italics indicate the base number of FP17s or Patient Questionnaire responses are less than 100. N/A is shown where the base number of responses is less than 10 during the period. % is calculated as Quantity/Base number\*100

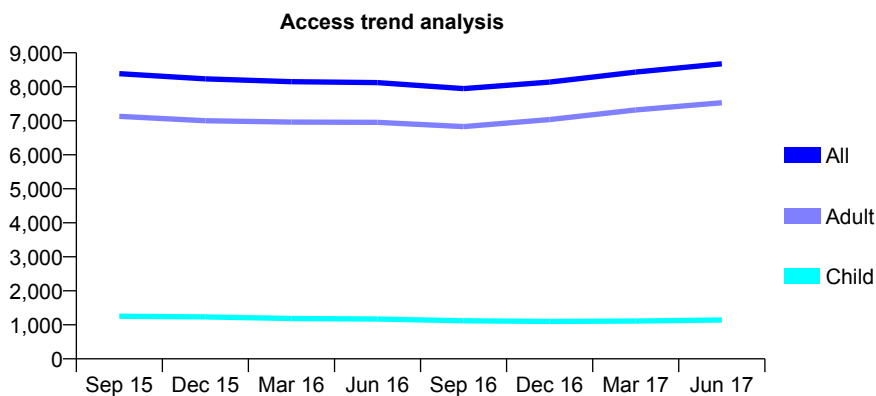
## Q70 - Vital Signs At a Glance Contract Report for 137588/0004 - June 2017

Name or company name	Damira Dental Studios Ltd
Contract type name	GDS Contract
Purpose of contract	General
Contract start date	01/04/2013
Contract end date	

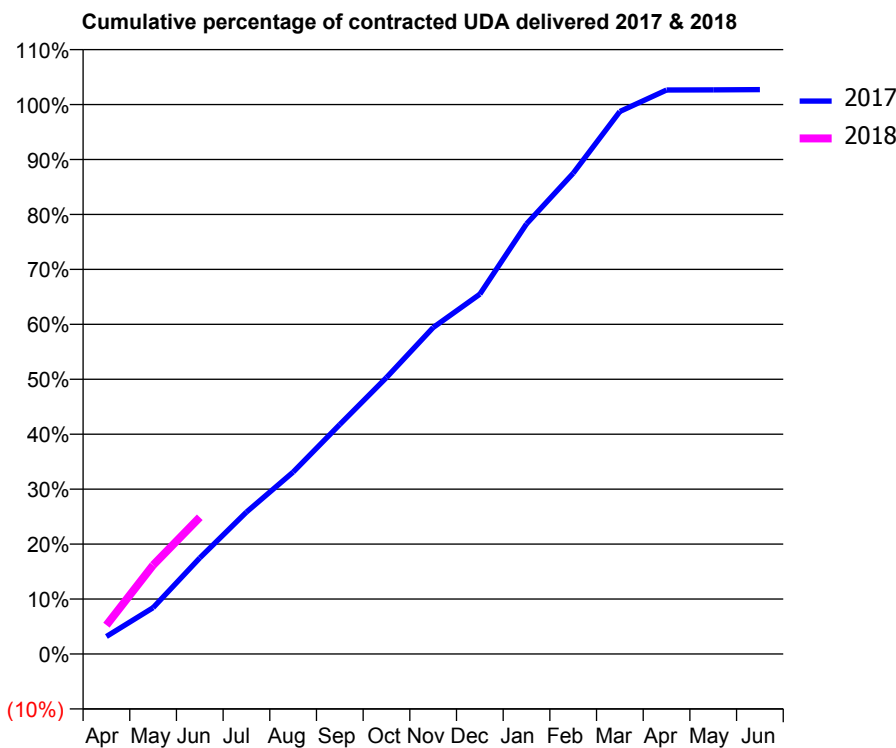
17/18 Contracted general activity (UDA)	20,000
Carry forward general activity (UDA)	0
17/18 Contracted orthodontic activity (UOA)	0
Carry forward orthodontic activity (UOA)	0
Baseline contract value	£555,943.79

### ACCESS\*

Patients seen in 24 months	Total	Change since previous quarter
Quarter ending June 2016	8,124	
Quarter ending September 2016	7,949	↓
Quarter ending December 2016	8,140	↑
Quarter ending March 2017	8,432	↑
Quarter ending June 2017	8,676	↑
<b>Variance since June 2016</b>	<b>6.8%</b>	<b>↑</b>



### ACTIVITY



Month	Adjusted Scheduled Activity (UDA)	
	2017	2018
April	636	1,053
May	1,688	3,233
June	3,496	4,978
July	5,169	
August	6,624	
September	8,357	
October	10,066	
November	11,885	
December	13,097	
January	15,654	
February	17,499	
March	19,746	
April	20,528	
May	20,533	
June	20,543	

### QUALITY

	Quantity	Base Number	Contract	AT	Region	England
% of FP17s for the same patient ID Re-attending within 3 months - Children	47	454	10.4%	10.6%	11.6%	12.0%
% of FP17s for the same patient ID Re-attending within 3 months - Adults	421	2,679	15.7%	14.9%	15.9%	16.0%
% of FP17s for the same patient ID Re-attending between 3 & 9 months - Children	162	454	35.7%	59.9%	60.4%	58.0%
% of FP17s for the same patient ID Re-attending between 3 & 9 months - Adults	735	2,679	27.4%	52.2%	52.3%	50.9%
% of FP17s for Band 1 Urgent Courses	1,494	2,760	54.1%	10.0%	9.5%	9.1%
% of FP17s Relating to Free Repair or Replacements	23	2,760	0.8%	0.6%	0.7%	0.8%
% of FP17s Relating to Continuations	13	2,760	0.5%	1.1%	1.0%	1.1%
% of Patients satisfied with the dentistry they have received	26	26	100.0%	93.1%	91.9%	91.7%
% of Patients satisfied with the time they had to wait for an appointment	22	26	84.6%	87.9%	88.0%	88.0%

\* This is based on patients treated on this contract for their most recent course of treatment. Figures in italics indicate the base number of FP17s or Patient Questionnaire responses are less than 100. N/A is shown where the base number of responses is less than 10 during the period. % is calculated as Quantity/Base number\*100

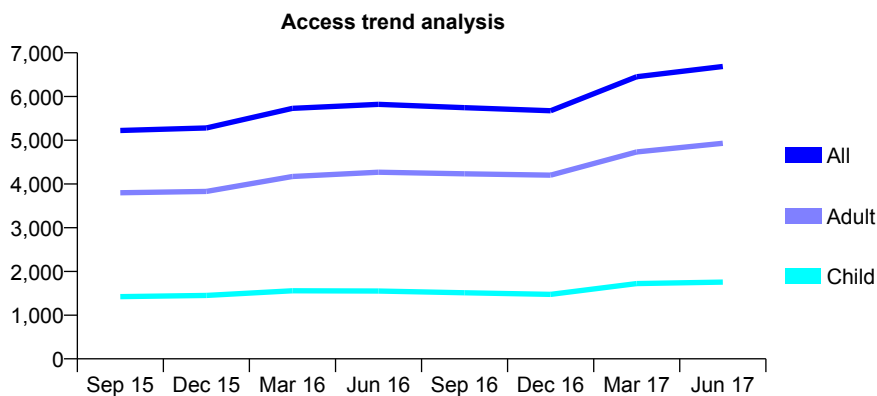
## Q70 - Vital Signs At a Glance Contract Report for 137588/0005 - June 2017

Name or company name	Damira Dental Studios Ltd
Contract type name	GDS Contract
Purpose of contract	General
Contract start date	01/04/2013
Contract end date	

17/18 Contracted general activity (UDA)	20,000
Carry forward general activity (UDA)	0
17/18 Contracted orthodontic activity (UOA)	0
Carry forward orthodontic activity (UOA)	0
Baseline contract value	£541,491.39

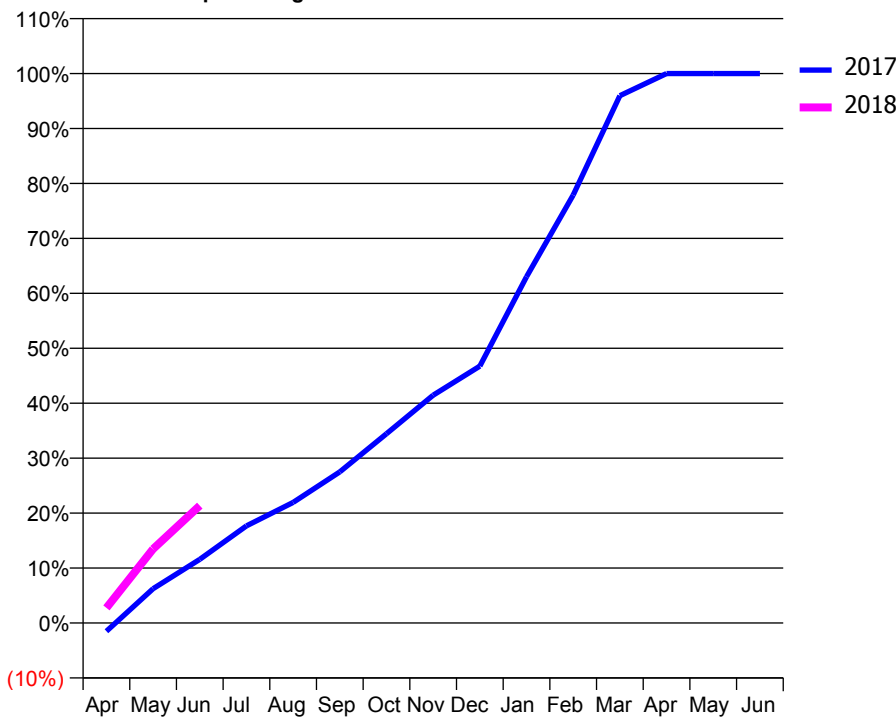
### ACCESS\*

Patients seen in 24 months	Total	Change since previous quarter
Quarter ending June 2016	5,820	
Quarter ending September 2016	5,744	↓
Quarter ending December 2016	5,675	↓
Quarter ending March 2017	6,453	↑
Quarter ending June 2017	6,686	↑
<b>Variance since June 2016</b>	<b>14.9%</b>	<b>↑</b>



### ACTIVITY

Cumulative percentage of contracted UDA delivered 2017 & 2018



Month	Adjusted Scheduled Activity (UDA)	
	2017	2018
April	-302	550
May	1,250	2,695
June	2,318	4,274
July	3,534	
August	4,388	
September	5,503	
October	6,890	
November	8,290	
December	9,351	
January	12,602	
February	15,575	
March	19,191	
April	20,001	
May	20,001	
June	19,999	

### QUALITY

	Quantity	Base Number	Contract	AT	Region	England
% of FP17s for the same patient ID Re-attending within 3 months - Children	69	491	14.1%	10.6%	11.6%	12.0%
% of FP17s for the same patient ID Re-attending within 3 months - Adults	266	1,379	19.3%	14.9%	15.9%	16.0%
% of FP17s for the same patient ID Re-attending between 3 & 9 months - Children	199	491	40.5%	59.9%	60.4%	58.0%
% of FP17s for the same patient ID Re-attending between 3 & 9 months - Adults	454	1,379	32.9%	52.2%	52.3%	50.9%
% of FP17s for Band 1 Urgent Courses	410	1,577	26.0%	10.0%	9.5%	9.1%
% of FP17s Relating to Free Repair or Replacements	11	1,577	0.7%	0.6%	0.7%	0.8%
% of FP17s Relating to Continuations	3	1,577	0.2%	1.1%	1.0%	1.1%
% of Patients satisfied with the dentistry they have received	7	7	N/A	93.1%	91.9%	91.7%
% of Patients satisfied with the time they had to wait for an appointment	7	7	N/A	87.9%	88.0%	88.0%

\* This is based on patients treated on this contract for their most recent course of treatment. Figures in italics indicate the base number of FP17s or Patient Questionnaire responses are less than 100. N/A is shown where the base number of responses is less than 10 during the period. % is calculated as Quantity/Base number\*100

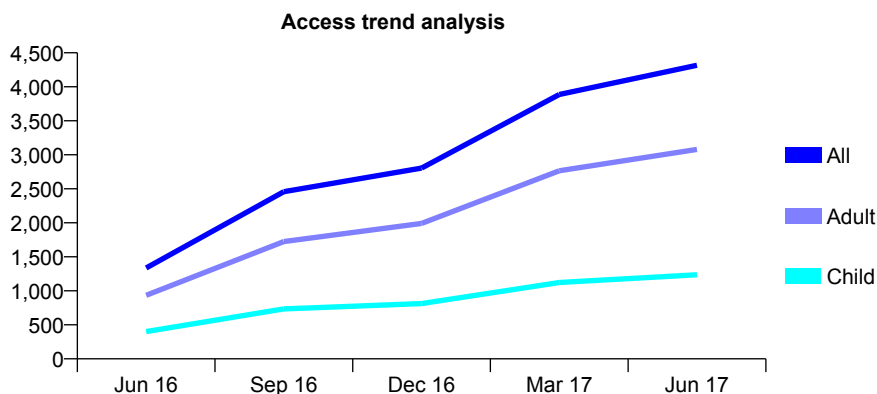
## Q70 - Vital Signs At a Glance Contract Report for 137588/0009 - June 2017

Name or company name	Damira Dental Studios Ltd
Contract type name	GDS Contract
Purpose of contract	General
Contract start date	01/04/2016
Contract end date	

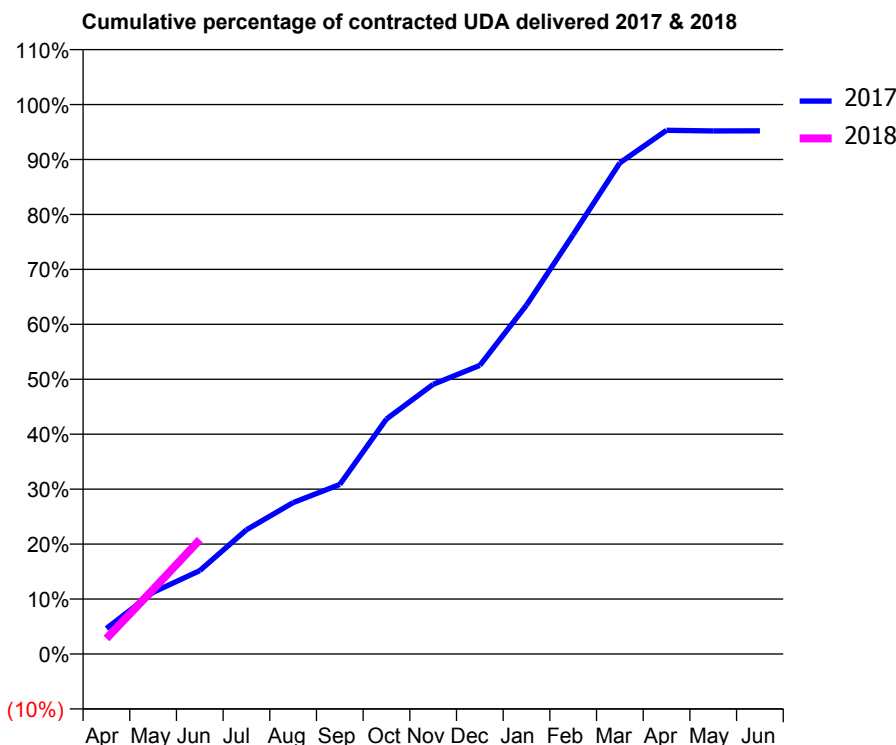
17/18 Contracted general activity (UDA)	15,480
Carry forward general activity (UDA)	0
17/18 Contracted orthodontic activity (UOA)	0
Carry forward orthodontic activity (UOA)	0
Baseline contract value	£414,183.60

### ACCESS\*

Patients seen in 24 months	Total	Change since previous quarter
Quarter ending June 2016	1,336	
Quarter ending September 2016	2,458	↑
Quarter ending December 2016	2,805	↑
Quarter ending March 2017	3,887	↑
Quarter ending June 2017	4,316	↑
<b>Variance since June 2016</b>	<b>223.1%</b>	<b>↑</b>



### ACTIVITY



Month	Adjusted Scheduled Activity (UDA)	
	2017	2018
April	730	439
May	1,764	1,822
June	2,385	3,221
July	3,556	
August	4,330	
September	4,851	
October	6,725	
November	7,718	
December	8,257	
January	9,984	
February	12,003	
March	14,055	
April	14,985	
May	14,966	
June	14,968	

### QUALITY

	Quantity	Base Number	Contract	AT	Region	England
% of FP17s for the same patient ID Re-attending within 3 months - Children	35	462	7.6%	10.6%	11.6%	12.0%
% of FP17s for the same patient ID Re-attending within 3 months - Adults	144	1,094	13.2%	14.9%	15.9%	16.0%
% of FP17s for the same patient ID Re-attending between 3 & 9 months - Children	218	462	47.2%	59.9%	60.4%	58.0%
% of FP17s for the same patient ID Re-attending between 3 & 9 months - Adults	483	1,094	44.1%	52.2%	52.3%	50.9%
% of FP17s for Band 1 Urgent Courses	126	1,211	10.4%	10.0%	9.5%	9.1%
% of FP17s Relating to Free Repair or Replacements	10	1,211	0.8%	0.6%	0.7%	0.8%
% of FP17s Relating to Continuations	2	1,211	0.2%	1.1%	1.0%	1.1%
% of Patients satisfied with the dentistry they have received	6	6	N/A	93.1%	91.9%	91.7%
% of Patients satisfied with the time they had to wait for an appointment	6	6	N/A	87.9%	88.0%	88.0%

\* This is based on patients treated on this contract for their most recent course of treatment. Figures in italics indicate the base number of FP17s or Patient Questionnaire responses are less than 100. N/A is shown where the base number of responses is less than 10 during the period. % is calculated as Quantity/Base number\*100

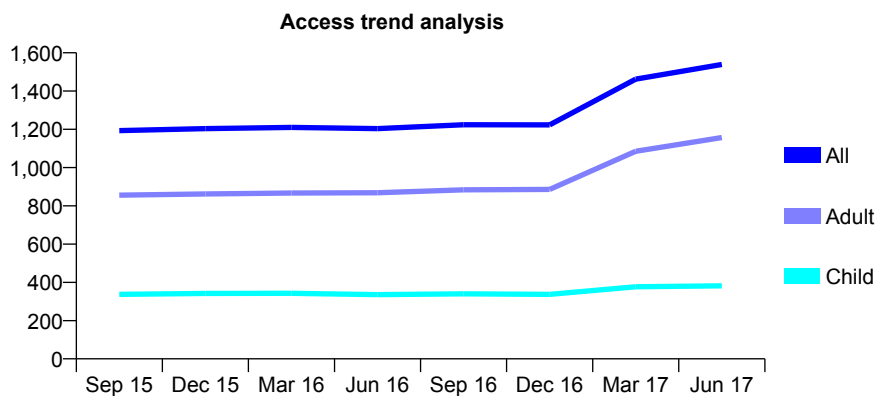
## Q70 - Vital Signs At a Glance Contract Report for 138274/0001 - June 2017

Name or company name	Bembridge Dental Practice
Contract type name	GDS Contract
Purpose of contract	General
Contract start date	11/10/2012
Contract end date	

17/18 Contracted general activity (UDA)	4,563
Carry forward general activity (UDA)	0
17/18 Contracted orthodontic activity (UOA)	0
Carry forward orthodontic activity (UOA)	0
Baseline contract value	£119,903.17

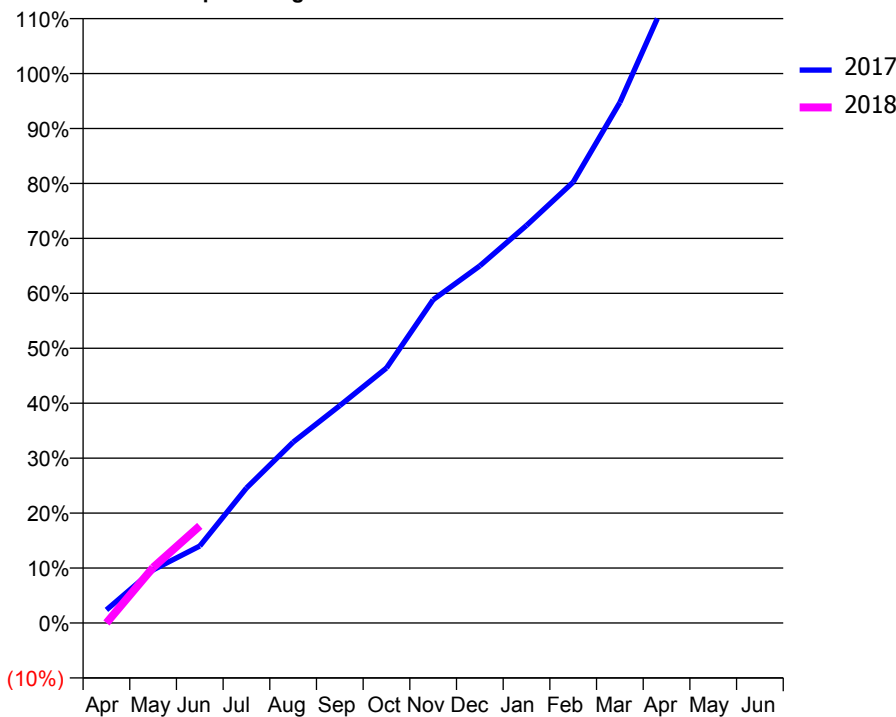
### ACCESS\*

Patients seen in 24 months	Total	Change since previous quarter
Quarter ending June 2016	1,204	
Quarter ending September 2016	1,224	→
Quarter ending December 2016	1,223	→
Quarter ending March 2017	1,462	↑
Quarter ending June 2017	1,539	↑
<b>Variance since June 2016</b>	<b>27.8%</b>	<b>↑</b>



### ACTIVITY

Cumulative percentage of contracted UDA delivered 2017 & 2018



Month	Adjusted Scheduled Activity (UDA)	
	2017	2018
April	109	0
May	441	461
June	639	806
July	1,121	
August	1,502	
September	1,806	
October	2,117	
November	2,685	
December	2,966	
January	3,302	
February	3,661	
March	4,323	
April	5,191	
May	5,149	
June	5,149	

### QUALITY

	Quantity	Base Number	Contract	AT	Region	England
% of FP17s for the same patient ID Re-attending within 3 months - Children	10	130	7.7%	10.6%	11.6%	12.0%
% of FP17s for the same patient ID Re-attending within 3 months - Adults	60	500	12.0%	14.9%	15.9%	16.0%
% of FP17s for the same patient ID Re-attending between 3 & 9 months - Children	65	130	50.0%	59.9%	60.4%	58.0%
% of FP17s for the same patient ID Re-attending between 3 & 9 months - Adults	206	500	41.2%	52.2%	52.3%	50.9%
% of FP17s for Band 1 Urgent Courses	7	374	1.9%	10.0%	9.5%	9.1%
% of FP17s Relating to Free Repair or Replacements	2	374	0.5%	0.6%	0.7%	0.8%
% of FP17s Relating to Continuations	2	374	0.5%	1.1%	1.0%	1.1%
% of Patients satisfied with the dentistry they have received	3	3	N/A	93.1%	91.9%	91.7%
% of Patients satisfied with the time they had to wait for an appointment	3	3	N/A	87.9%	88.0%	88.0%

\* This is based on patients treated on this contract for their most recent course of treatment. Figures in italics indicate the base number of FP17s or Patient Questionnaire responses are less than 100. N/A is shown where the base number of responses is less than 10 during the period. % is calculated as Quantity/Base number\*100

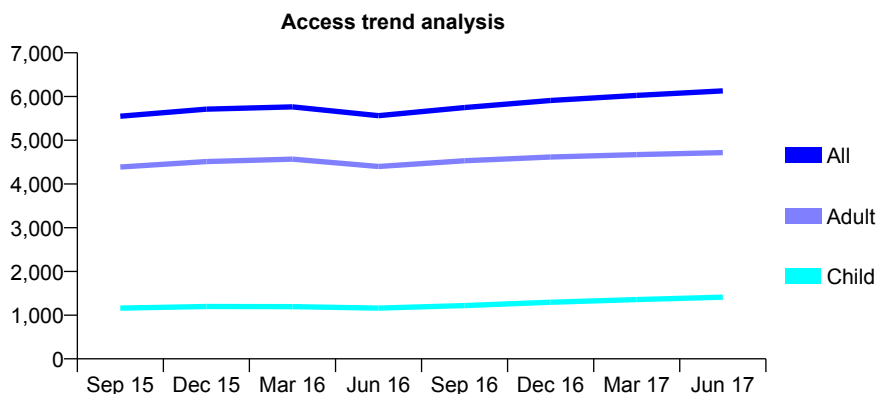
## Q70 - Vital Signs At a Glance Contract Report for 138622/0001 - June 2017

Name or company name	Weymouth and Bridges Dental Practice Pa
Contract type name	GDS Contract
Purpose of contract	General
Contract start date	01/04/2006
Contract end date	

17/18 Contracted general activity (UDA)	16,000
Carry forward general activity (UDA)	0
17/18 Contracted orthodontic activity (UOA)	0
Carry forward orthodontic activity (UOA)	0
Baseline contract value	£383,052.40

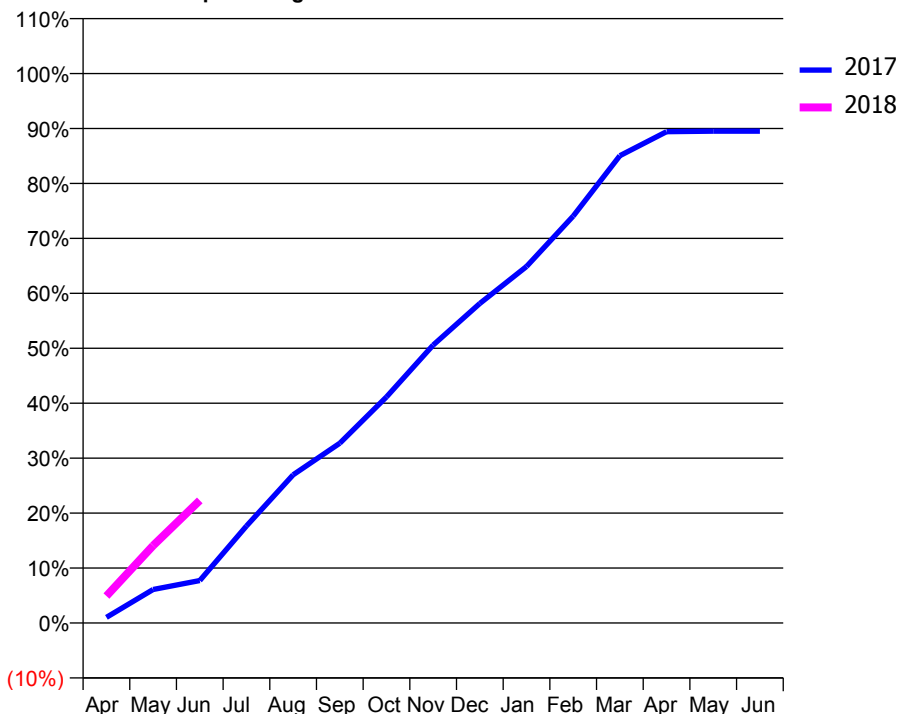
### ACCESS\*

Patients seen in 24 months	Total	Change since previous quarter
Quarter ending June 2016	5,561	
Quarter ending September 2016	5,749	↑
Quarter ending December 2016	5,911	↑
Quarter ending March 2017	6,027	→
Quarter ending June 2017	6,128	→
<b>Variance since June 2016</b>	<b>10.2%</b>	<b>↑</b>



### ACTIVITY

**Cumulative percentage of contracted UDA delivered 2017 & 2018**



Month	Adjusted Scheduled Activity (UDA)	
	2017	2018
April	198	785
May	1,167	2,253
June	1,481	3,570
July	3,378	
August	5,162	
September	6,262	
October	7,876	
November	9,679	
December	11,131	
January	12,416	
February	14,171	
March	16,278	
April	17,112	
May	17,133	
June	17,130	

### QUALITY

	Quantity	Base Number	Contract	AT	Region	England
% of FP17s for the same patient ID Re-attending within 3 months - Children	28	458	6.1%	10.6%	11.6%	12.0%
% of FP17s for the same patient ID Re-attending within 3 months - Adults	158	1,440	11.0%	14.9%	15.9%	16.0%
% of FP17s for the same patient ID Re-attending between 3 & 9 months - Children	245	458	53.5%	59.9%	60.4%	58.0%
% of FP17s for the same patient ID Re-attending between 3 & 9 months - Adults	696	1,440	48.3%	52.2%	52.3%	50.9%
% of FP17s for Band 1 Urgent Courses	59	1,528	3.9%	10.0%	9.5%	9.1%
% of FP17s Relating to Free Repair or Replacements	9	1,528	0.6%	0.6%	0.7%	0.8%
% of FP17s Relating to Continuations	22	1,528	1.4%	1.1%	1.0%	1.1%
% of Patients satisfied with the dentistry they have received	7	9	N/A	93.1%	91.9%	91.7%
% of Patients satisfied with the time they had to wait for an appointment	9	9	N/A	87.9%	88.0%	88.0%

\* This is based on patients treated on this contract for their most recent course of treatment. Figures in italics indicate the base number of FP17s or Patient Questionnaire responses are less than 100. N/A is shown where the base number of responses is less than 10 during the period. % is calculated as Quantity/Base number\*100



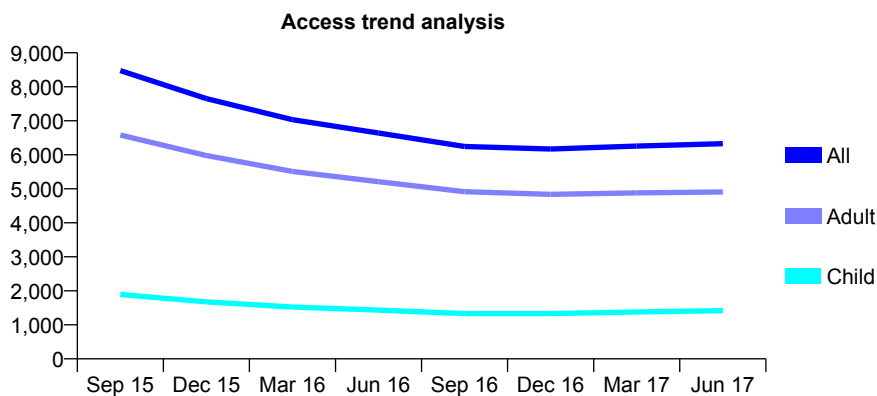
## Q70 - Vital Signs At a Glance Contract Report for 138622/0002 - June 2017

Name or company name	Weymouth and Bridges Dental Practice Pa
Contract type name	GDS Contract
Purpose of contract	General
Contract start date	01/04/2006
Contract end date	

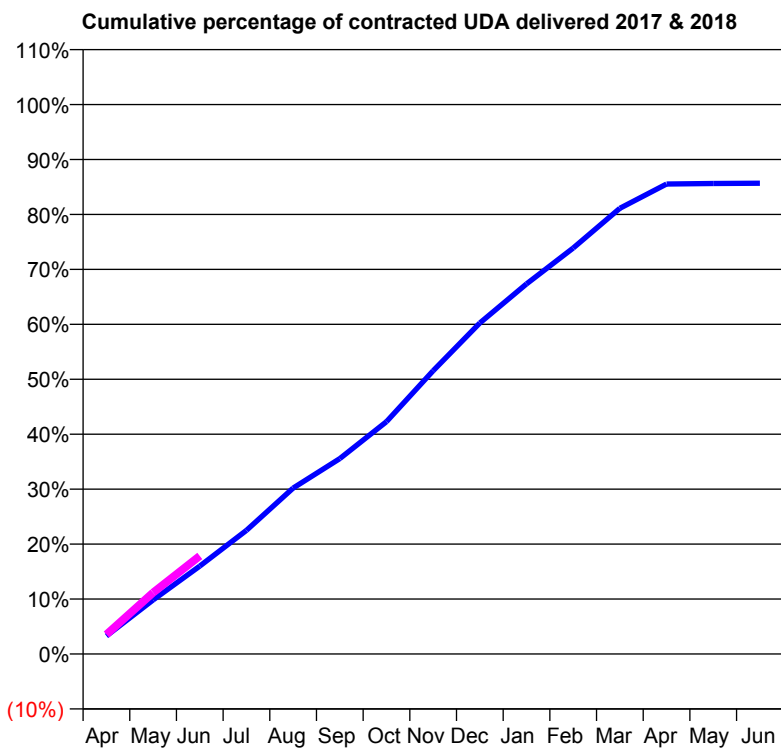
17/18 Contracted general activity (UDA)	21,500
Carry forward general activity (UDA)	0
17/18 Contracted orthodontic activity (UOA)	0
Carry forward orthodontic activity (UOA)	0
Baseline contract value	£514,726.66

### ACCESS\*

Patients seen in 24 months	Total	Change since previous quarter
Quarter ending June 2016	6,643	
Quarter ending September 2016	6,247	↓
Quarter ending December 2016	6,169	↓
Quarter ending March 2017	6,258	→
Quarter ending June 2017	6,328	→
<b>Variance since June 2016</b>	<b>(4.7%)</b>	<b>↓</b>



### ACTIVITY



Month	Adjusted Scheduled Activity (UDA)	
	2017	2018
April	708	764
May	2,118	2,400
June	3,442	3,839
July	4,841	
August	6,491	
September	7,648	
October	9,093	
November	11,083	
December	12,952	
January	14,481	
February	15,886	
March	17,438	
April	18,387	
May	18,411	
June	18,422	

### QUALITY

	Quantity	Base Number	Contract	AT	Region	England
% of FP17s for the same patient ID Re-attending within 3 months - Children	24	516	4.7%	10.6%	11.6%	12.0%
% of FP17s for the same patient ID Re-attending within 3 months - Adults	117	1,602	7.3%	14.9%	15.9%	16.0%
% of FP17s for the same patient ID Re-attending between 3 & 9 months - Children	268	516	51.9%	59.9%	60.4%	58.0%
% of FP17s for the same patient ID Re-attending between 3 & 9 months - Adults	661	1,602	41.3%	52.2%	52.3%	50.9%
% of FP17s for Band 1 Urgent Courses	54	1,713	3.2%	10.0%	9.5%	9.1%
% of FP17s Relating to Free Repair or Replacements	12	1,713	0.7%	0.6%	0.7%	0.8%
% of FP17s Relating to Continuations	17	1,713	1.0%	1.1%	1.0%	1.1%
% of Patients satisfied with the dentistry they have received	5	7	N/A	93.1%	91.9%	91.7%
% of Patients satisfied with the time they had to wait for an appointment	5	7	N/A	87.9%	88.0%	88.0%

\* This is based on patients treated on this contract for their most recent course of treatment. Figures in italics indicate the base number of FP17s or Patient Questionnaire responses are less than 100. N/A is shown where the base number of responses is less than 10 during the period. % is calculated as Quantity/Base number\*100

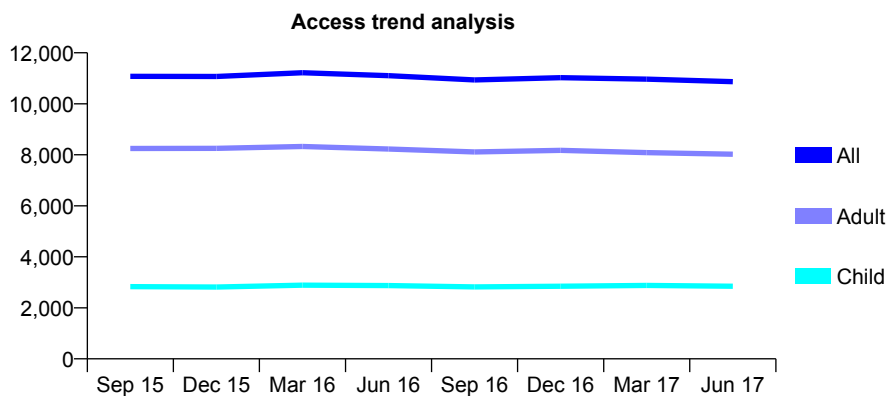
## Q70 - Vital Signs At a Glance Contract Report for 138649/0001 - June 2017

Name or company name	Lordshill Dental Partnership
Contract type name	GDS Contract
Purpose of contract	General
Contract start date	01/09/2012
Contract end date	

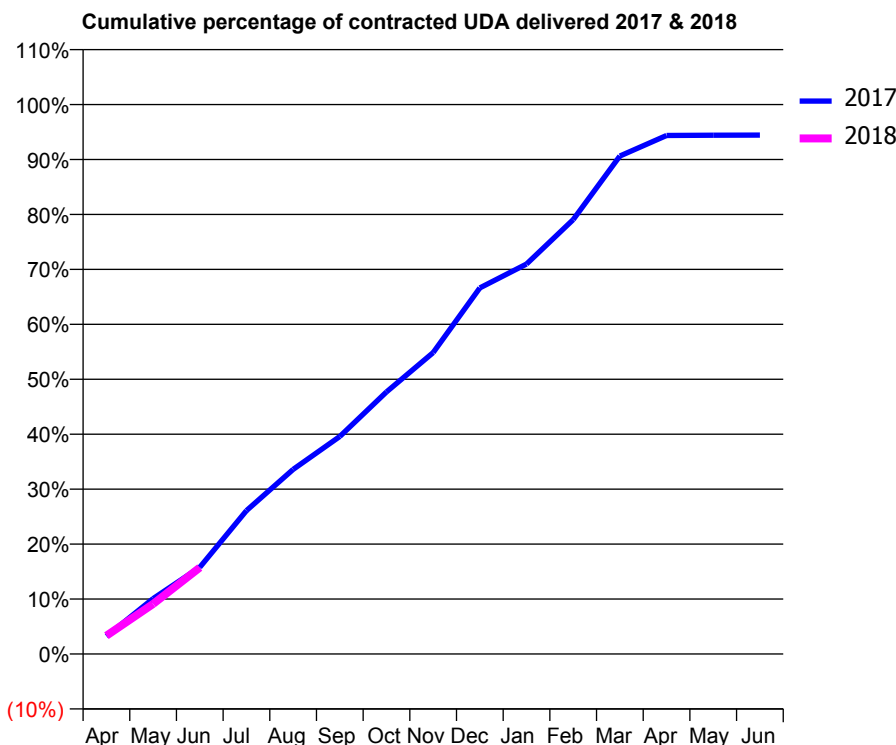
17/18 Contracted general activity (UDA)	39,000
Carry forward general activity (UDA)	0
17/18 Contracted orthodontic activity (UOA)	0
Carry forward orthodontic activity (UOA)	0
Baseline contract value	£1,067,115.62

### ACCESS\*

Patients seen in 24 months	Total	Change since previous quarter
Quarter ending June 2016	11,101	
Quarter ending September 2016	10,935	↓
Quarter ending December 2016	11,023	→
Quarter ending March 2017	10,966	→
Quarter ending June 2017	10,869	→
<b>Variance since June 2016</b>	<b>(2.1%)</b>	<b>↓</b>



### ACTIVITY



Month	Adjusted Scheduled Activity (UDA)	
	2017	2018
April	1,132	1,304
May	3,530	3,557
June	5,524	6,139
July	9,133	
August	11,759	
September	13,860	
October	16,696	
November	19,200	
December	23,317	
January	24,842	
February	27,669	
March	31,718	
April	33,025	
May	33,045	
June	33,054	

### QUALITY

	Quantity	Base Number	Contract	AT	Region	England
% of FP17s for the same patient ID Re-attending within 3 months - Children	56	791	7.1%	10.6%	11.6%	12.0%
% of FP17s for the same patient ID Re-attending within 3 months - Adults	344	2,038	16.9%	14.9%	15.9%	16.0%
% of FP17s for the same patient ID Re-attending between 3 & 9 months - Children	407	791	51.5%	59.9%	60.4%	58.0%
% of FP17s for the same patient ID Re-attending between 3 & 9 months - Adults	873	2,038	42.8%	52.2%	52.3%	50.9%
% of FP17s for Band 1 Urgent Courses	194	2,383	8.1%	10.0%	9.5%	9.1%
% of FP17s Relating to Free Repair or Replacements	19	2,383	0.8%	0.6%	0.7%	0.8%
% of FP17s Relating to Continuations	70	2,383	2.9%	1.1%	1.0%	1.1%
% of Patients satisfied with the dentistry they have received	9	11	81.8%	93.1%	91.9%	91.7%
% of Patients satisfied with the time they had to wait for an appointment	11	11	100.0%	87.9%	88.0%	88.0%

\* This is based on patients treated on this contract for their most recent course of treatment. Figures in italics indicate the base number of FP17s or Patient Questionnaire responses are less than 100. N/A is shown where the base number of responses is less than 10 during the period. % is calculated as Quantity/Base number\*100

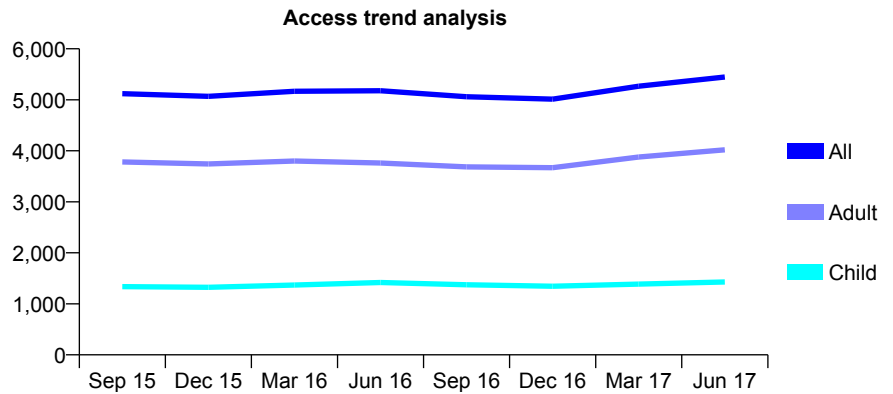
## Q70 - Vital Signs At a Glance Contract Report for 139165/0001 - June 2017

Name or company name	Smile Dental Care Limited
Contract type name	GDS Contract
Purpose of contract	General
Contract start date	01/04/2009
Contract end date	

17/18 Contracted general activity (UDA)	14,950
Carry forward general activity (UDA)	0
17/18 Contracted orthodontic activity (UOA)	0
Carry forward orthodontic activity (UOA)	0
Baseline contract value	£391,337.98

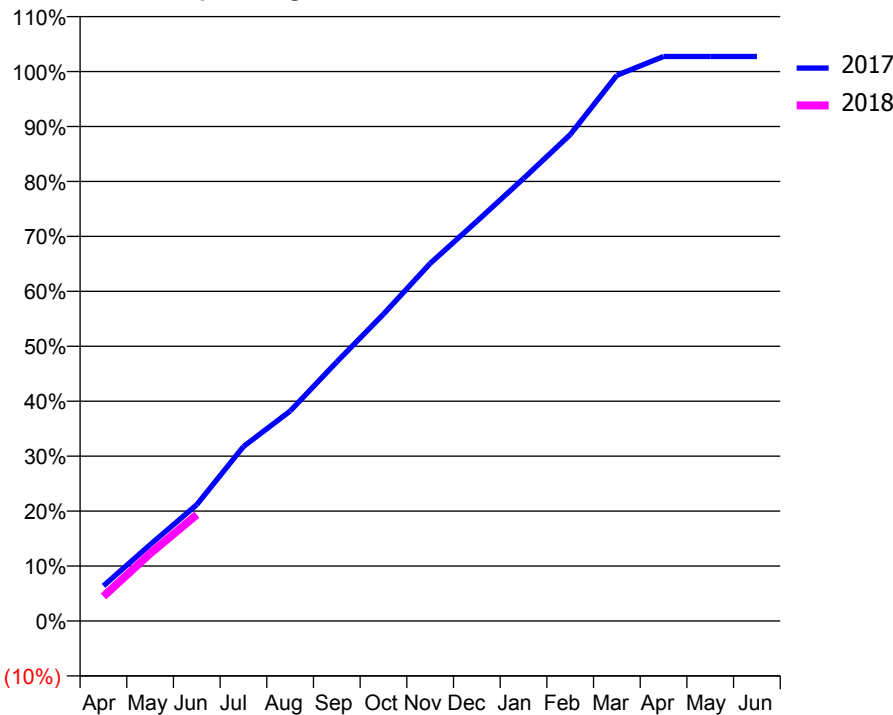
### ACCESS\*

Patients seen in 24 months	Total	Change since previous quarter
Quarter ending June 2016	5,179	
Quarter ending September 2016	5,059	↓
Quarter ending December 2016	5,014	→
Quarter ending March 2017	5,266	↑
Quarter ending June 2017	5,448	↑
<b>Variance since June 2016</b>	<b>5.2%</b>	<b>↑</b>



### ACTIVITY

Cumulative percentage of contracted UDA delivered 2017 & 2018



Month	Adjusted Scheduled Activity (UDA)	
	2017	2018
April	955	671
May	2,077	1,832
June	3,166	2,892
July	4,745	
August	5,714	
September	7,050	
October	8,351	
November	9,727	
December	10,876	
January	12,040	
February	13,231	
March	14,848	
April	15,357	
May	15,358	
June	15,358	

### QUALITY

	Quantity	Base Number	Contract	AT	Region	England
% of FP17s for the same patient ID Re-attending within 3 months - Children	48	583	8.2%	10.6%	11.6%	12.0%
% of FP17s for the same patient ID Re-attending within 3 months - Adults	227	1,578	14.4%	14.9%	15.9%	16.0%
% of FP17s for the same patient ID Re-attending between 3 & 9 months - Children	348	583	59.7%	59.9%	60.4%	58.0%
% of FP17s for the same patient ID Re-attending between 3 & 9 months - Adults	946	1,578	59.9%	52.2%	52.3%	50.9%
% of FP17s for Band 1 Urgent Courses	155	1,850	8.4%	10.0%	9.5%	9.1%
% of FP17s Relating to Free Repair or Replacements	17	1,850	0.9%	0.6%	0.7%	0.8%
% of FP17s Relating to Continuations	6	1,850	0.3%	1.1%	1.0%	1.1%
% of Patients satisfied with the dentistry they have received	2	3	N/A	93.1%	91.9%	91.7%
% of Patients satisfied with the time they had to wait for an appointment	2	3	N/A	87.9%	88.0%	88.0%

\* This is based on patients treated on this contract for their most recent course of treatment. Figures in italics indicate the base number of FP17s or Patient Questionnaire responses are less than 100. N/A is shown where the base number of responses is less than 10 during the period. % is calculated as Quantity/Base number\*100

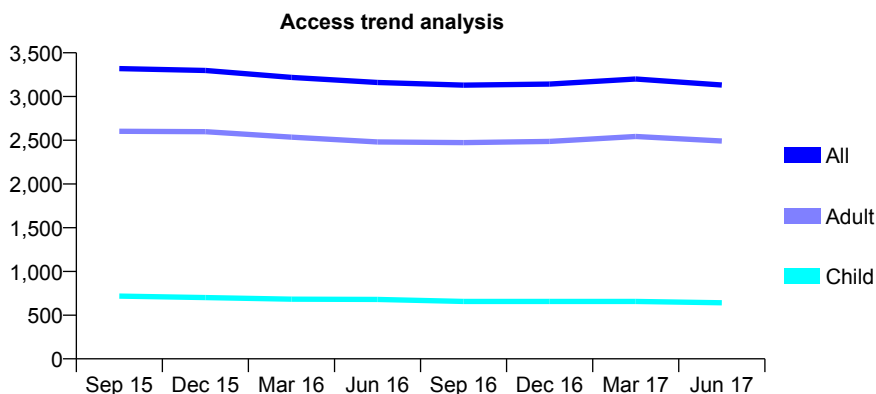
## Q70 - Vital Signs At a Glance Contract Report for 139181/0003 - June 2017

Name or company name	Bassett Dental Practice Ltd
Contract type name	GDS Contract
Purpose of contract	General
Contract start date	01/04/2010
Contract end date	

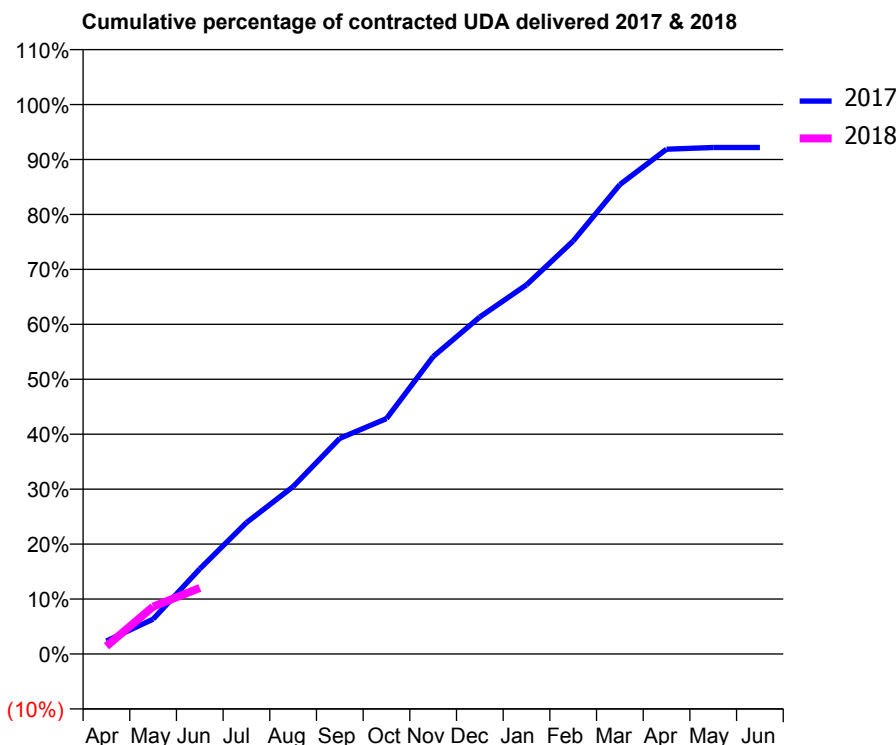
17/18 Contracted general activity (UDA)	10,973
Carry forward general activity (UDA)	0
17/18 Contracted orthodontic activity (UOA)	0
Carry forward orthodontic activity (UOA)	0
Baseline contract value	£258,078.46

### ACCESS\*

Patients seen in 24 months	Total	Change since previous quarter
Quarter ending June 2016	3,160	
Quarter ending September 2016	3,130	→
Quarter ending December 2016	3,143	→
Quarter ending March 2017	3,200	→
Quarter ending June 2017	3,132	↓
<b>Variance since June 2016</b>	<b>(0.9%)</b>	→



### ACTIVITY



Month	Adjusted Scheduled Activity (UDA)	
	2017	2018
April	259	156
May	698	947
June	1,700	1,319
July	2,623	
August	3,342	
September	4,306	
October	4,701	
November	5,938	
December	6,731	
January	7,373	
February	8,247	
March	9,375	
April	10,080	
May	10,114	
June	10,115	

### QUALITY

	Quantity	Base Number	Contract	AT	Region	England
% of FP17s for the same patient ID Re-attending within 3 months - Children	16	218	7.3%	10.6%	11.6%	12.0%
% of FP17s for the same patient ID Re-attending within 3 months - Adults	134	815	16.4%	14.9%	15.9%	16.0%
% of FP17s for the same patient ID Re-attending between 3 & 9 months - Children	128	218	58.7%	59.9%	60.4%	58.0%
% of FP17s for the same patient ID Re-attending between 3 & 9 months - Adults	488	815	59.9%	52.2%	52.3%	50.9%
% of FP17s for Band 1 Urgent Courses	38	718	5.3%	10.0%	9.5%	9.1%
% of FP17s Relating to Free Repair or Replacements	4	718	0.6%	0.6%	0.7%	0.8%
% of FP17s Relating to Continuations	19	718	2.6%	1.1%	1.0%	1.1%
% of Patients satisfied with the dentistry they have received	1	2	N/A	93.1%	91.9%	91.7%
% of Patients satisfied with the time they had to wait for an appointment	2	2	N/A	87.9%	88.0%	88.0%

\* This is based on patients treated on this contract for their most recent course of treatment. Figures in italics indicate the base number of FP17s or Patient Questionnaire responses are less than 100. N/A is shown where the base number of responses is less than 10 during the period. % is calculated as Quantity/Base number\*100

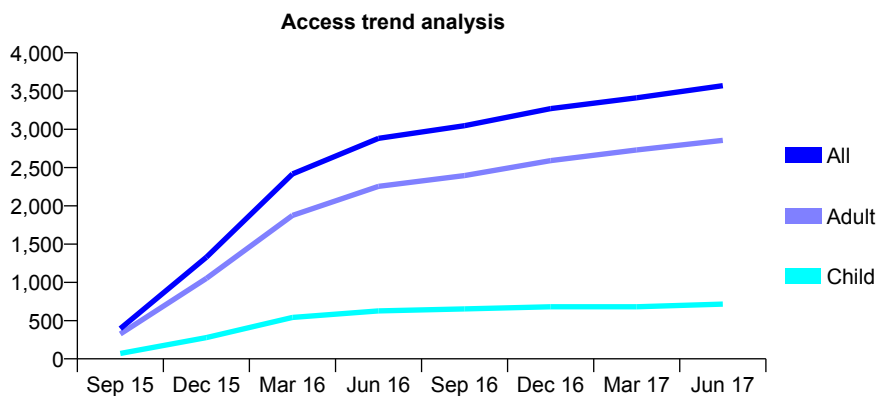
## Q70 - Vital Signs At a Glance Contract Report for 139661/0001 - June 2017

Name or company name	Swapnil Krishnarao Shinde
Contract type name	GDS Contract
Purpose of contract	General
Contract start date	01/09/2015
Contract end date	

17/18 Contracted general activity (UDA)	9,544
Carry forward general activity (UDA)	0
17/18 Contracted orthodontic activity (UOA)	0
Carry forward orthodontic activity (UOA)	0
Baseline contract value	£214,755.73

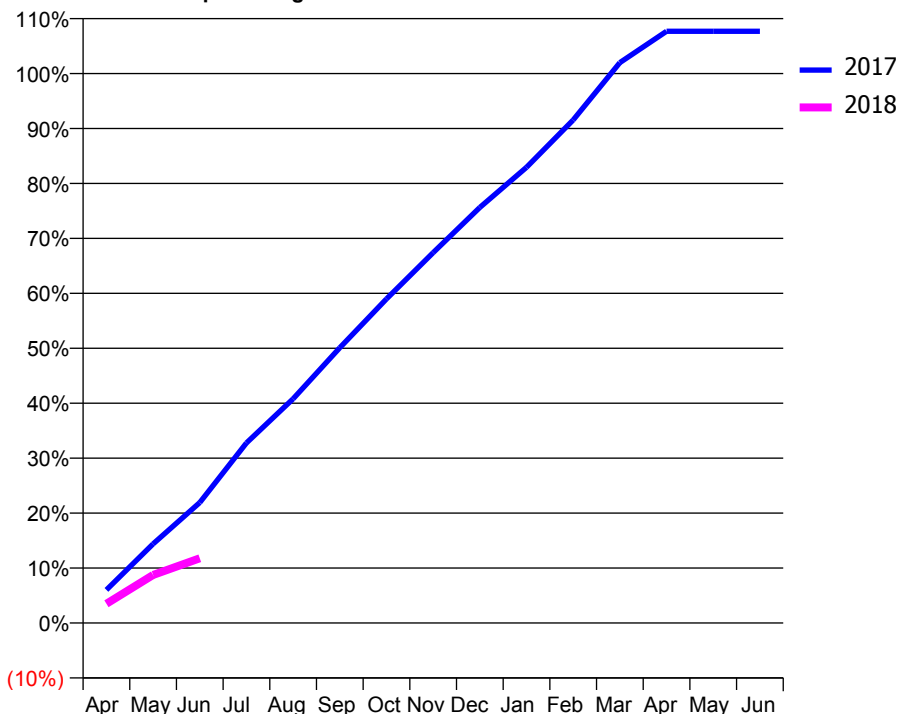
### ACCESS\*

Patients seen in 24 months	Total	Change since previous quarter
Quarter ending June 2016	2,882	
Quarter ending September 2016	3,047	↑
Quarter ending December 2016	3,271	↑
Quarter ending March 2017	3,412	↑
Quarter ending June 2017	3,571	↑
<b>Variance since June 2016</b>	<b>23.9%</b>	<b>↑</b>



### ACTIVITY

Cumulative percentage of contracted UDA delivered 2017 & 2018



Adjusted Scheduled Activity (UDA)

Month	2017	2018
April	575	335
May	1,375	835
June	2,094	1,125
July	3,127	
August	3,895	
September	4,781	
October	5,629	
November	6,433	
December	7,218	
January	7,916	
February	8,738	
March	9,732	
April	10,278	
May	10,277	
June	10,277	

### QUALITY

	Quantity	Base Number	Contract	AT	Region	England
% of FP17s for the same patient ID Re-attending within 3 months - Children	13	232	5.6%	10.6%	11.6%	12.0%
% of FP17s for the same patient ID Re-attending within 3 months - Adults	132	909	14.5%	14.9%	15.9%	16.0%
% of FP17s for the same patient ID Re-attending between 3 & 9 months - Children	130	232	56.0%	59.9%	60.4%	58.0%
% of FP17s for the same patient ID Re-attending between 3 & 9 months - Adults	553	909	60.8%	52.2%	52.3%	50.9%
% of FP17s for Band 1 Urgent Courses	42	655	6.4%	10.0%	9.5%	9.1%
% of FP17s Relating to Free Repair or Replacements	5	655	0.8%	0.6%	0.7%	0.8%
% of FP17s Relating to Continuations	2	655	0.3%	1.1%	1.0%	1.1%
% of Patients satisfied with the dentistry they have received	4	4	N/A	93.1%	91.9%	91.7%
% of Patients satisfied with the time they had to wait for an appointment	4	4	N/A	87.9%	88.0%	88.0%

\* This is based on patients treated on this contract for their most recent course of treatment. Figures in italics indicate the base number of FP17s or Patient Questionnaire responses are less than 100. N/A is shown where the base number of responses is less than 10 during the period. % is calculated as Quantity/Base number\*100

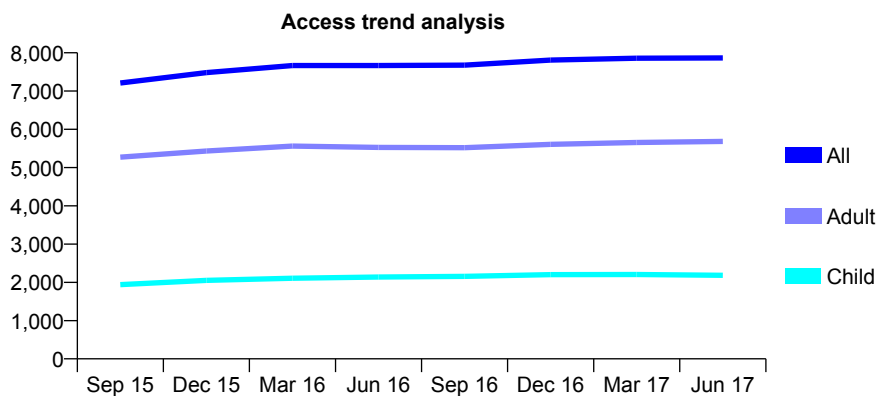
## Q70 - Vital Signs At a Glance Contract Report for 141003/0001 - June 2017

Name or company name	Rensburg Pty Limited
Contract type name	GDS Contract
Purpose of contract	General
Contract start date	01/11/2010
Contract end date	

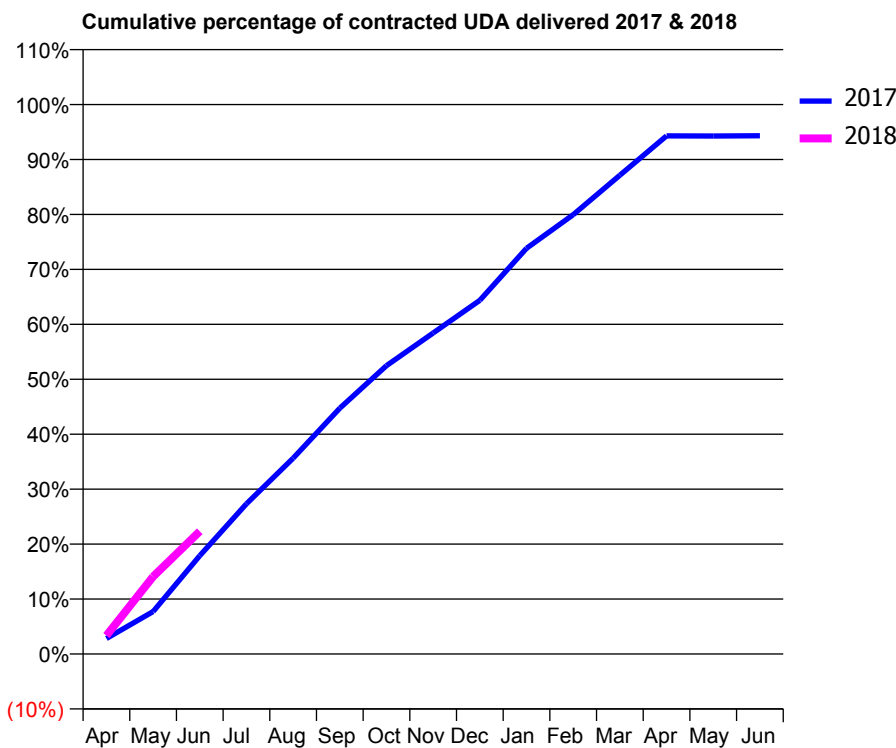
17/18 Contracted general activity (UDA)	18,000
Carry forward general activity (UDA)	0
17/18 Contracted orthodontic activity (UOA)	0
Carry forward orthodontic activity (UOA)	0
Baseline contract value	£425,770.83

### ACCESS\*

Patients seen in 24 months	Total	Change since previous quarter
Quarter ending June 2016	7,667	
Quarter ending September 2016	7,676	→
Quarter ending December 2016	7,809	→
Quarter ending March 2017	7,860	→
Quarter ending June 2017	7,867	→
<b>Variance since June 2016</b>	<b>2.6%</b>	<b>↑</b>



### ACTIVITY



Month	Adjusted Scheduled Activity (UDA)	
	2017	2018
April	509	604
May	1,392	2,538
June	3,223	4,022
July	4,920	
August	6,416	
September	8,053	
October	9,446	
November	10,518	
December	11,587	
January	13,290	
February	14,391	
March	15,682	
April	16,972	
May	16,969	
June	16,976	

### QUALITY

	Quantity	Base Number	Contract	AT	Region	England
% of FP17s for the same patient ID Re-attending within 3 months - Children	36	865	4.2%	10.6%	11.6%	12.0%
% of FP17s for the same patient ID Re-attending within 3 months - Adults	195	1,875	10.4%	14.9%	15.9%	16.0%
% of FP17s for the same patient ID Re-attending between 3 & 9 months - Children	470	865	54.3%	59.9%	60.4%	58.0%
% of FP17s for the same patient ID Re-attending between 3 & 9 months - Adults	777	1,875	41.4%	52.2%	52.3%	50.9%
% of FP17s for Band 1 Urgent Courses	161	2,083	7.7%	10.0%	9.5%	9.1%
% of FP17s Relating to Free Repair or Replacements	3	2,083	0.1%	0.6%	0.7%	0.8%
% of FP17s Relating to Continuations	3	2,083	0.1%	1.1%	1.0%	1.1%
% of Patients satisfied with the dentistry they have received	10	11	90.9%	93.1%	91.9%	91.7%
% of Patients satisfied with the time they had to wait for an appointment	8	11	72.7%	87.9%	88.0%	88.0%

\* This is based on patients treated on this contract for their most recent course of treatment. Figures in italics indicate the base number of FP17s or Patient Questionnaire responses are less than 100. N/A is shown where the base number of responses is less than 10 during the period. % is calculated as Quantity/Base number\*100

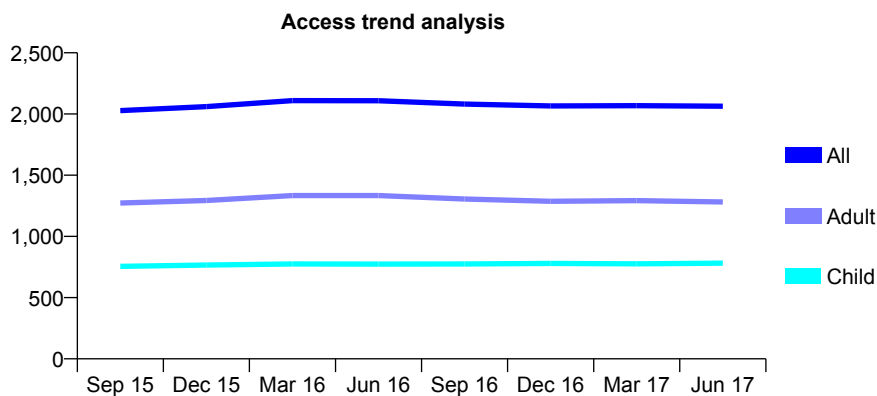
## Q70 - Vital Signs At a Glance Contract Report for 144592/0001 - June 2017

Name or company name	Van Der Merwe
Contract type name	GDS Contract
Purpose of contract	General
Contract start date	01/04/2014
Contract end date	

17/18 Contracted general activity (UDA)	6,197
Carry forward general activity (UDA)	0
17/18 Contracted orthodontic activity (UOA)	0
Carry forward orthodontic activity (UOA)	0
Baseline contract value	£137,065.29

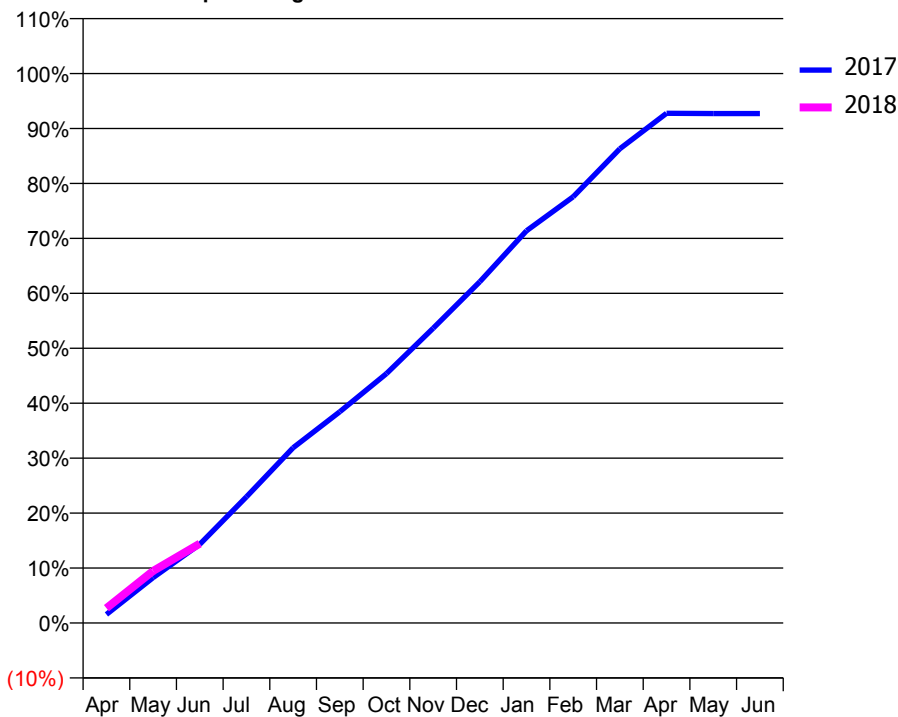
### ACCESS\*

Patients seen in 24 months	Total	Change since previous quarter
Quarter ending June 2016	2,108	
Quarter ending September 2016	2,081	↓
Quarter ending December 2016	2,066	→
Quarter ending March 2017	2,068	→
Quarter ending June 2017	2,064	→
<b>Variance since June 2016</b>	<b>(2.1%)</b>	<b>↓</b>



### ACTIVITY

Cumulative percentage of contracted UDA delivered 2017 & 2018



Month	Adjusted Scheduled Activity (UDA)	
	2017	2018
April	96	168
May	511	587
June	888	896
July	1,423	
August	1,977	
September	2,383	
October	2,813	
November	3,325	
December	3,849	
January	4,423	
February	4,807	
March	5,348	
April	5,748	
May	5,745	
June	5,746	

### QUALITY

	Quantity	Base Number	Contract	AT	Region	England
% of FP17s for the same patient ID Re-attending within 3 months - Children	13	266	4.9%	10.6%	11.6%	12.0%
% of FP17s for the same patient ID Re-attending within 3 months - Adults	45	417	10.8%	14.9%	15.9%	16.0%
% of FP17s for the same patient ID Re-attending between 3 & 9 months - Children	199	266	74.8%	59.9%	60.4%	58.0%
% of FP17s for the same patient ID Re-attending between 3 & 9 months - Adults	277	417	66.4%	52.2%	52.3%	50.9%
% of FP17s for Band 1 Urgent Courses	28	570	4.9%	10.0%	9.5%	9.1%
% of FP17s Relating to Free Repair or Replacements	3	570	0.5%	0.6%	0.7%	0.8%
% of FP17s Relating to Continuations	0	570	0.0%	1.1%	1.0%	1.1%
% of Patients satisfied with the dentistry they have received	2	2	N/A	93.1%	91.9%	91.7%
% of Patients satisfied with the time they had to wait for an appointment	2	2	N/A	87.9%	88.0%	88.0%

\* This is based on patients treated on this contract for their most recent course of treatment. Figures in italics indicate the base number of FP17s or Patient Questionnaire responses are less than 100. N/A is shown where the base number of responses is less than 10 during the period. % is calculated as Quantity/Base number\*100

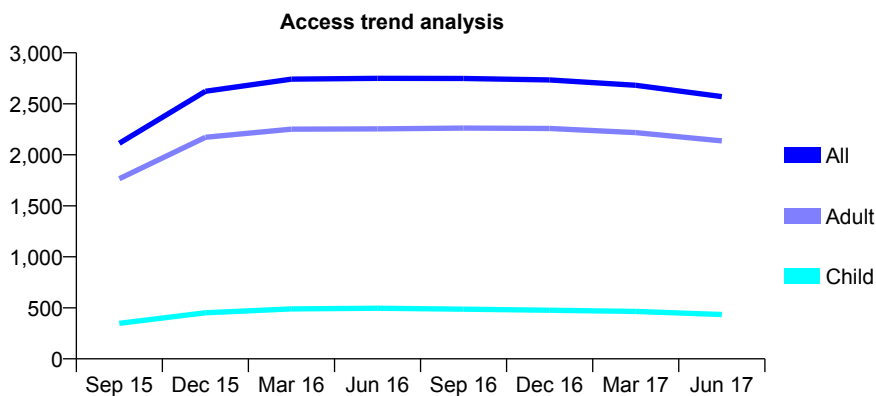
## Q70 - Vital Signs At a Glance Contract Report for 145068/0001 - June 2017

Name or company name	Island Dental Care
Contract type name	GDS Contract
Purpose of contract	General
Contract start date	01/04/2015
Contract end date	

17/18 Contracted general activity (UDA)	10,138
Carry forward general activity (UDA)	0
17/18 Contracted orthodontic activity (UOA)	0
Carry forward orthodontic activity (UOA)	0
Baseline contract value	£225,617.33

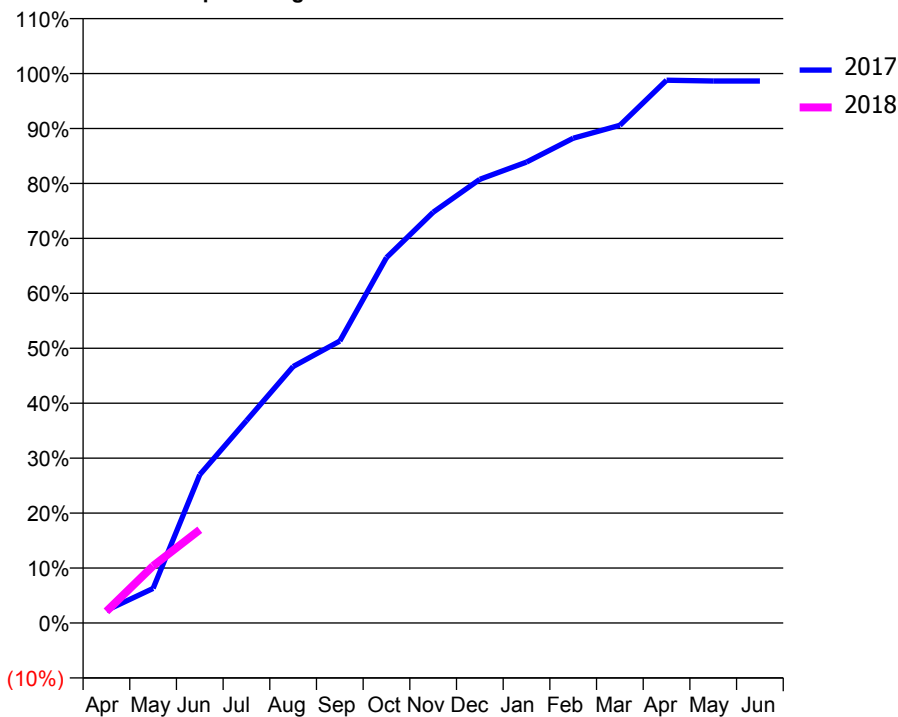
### ACCESS\*

Patients seen in 24 months	Total	Change since previous quarter
Quarter ending June 2016	2,750	
Quarter ending September 2016	2,749	→
Quarter ending December 2016	2,734	→
Quarter ending March 2017	2,682	↓
Quarter ending June 2017	2,571	↓
<b>Variance since June 2016</b>	<b>(6.5%)</b>	<b>↓</b>



### ACTIVITY

Cumulative percentage of contracted UDA delivered 2017 & 2018



Adjusted Scheduled Activity (UDA)

Month	2017	2018
April	232	215
May	640	1,055
June	2,737	1,721
July	3,734	
August	4,733	
September	5,202	
October	6,743	
November	7,578	
December	8,186	
January	8,503	
February	8,945	
March	9,183	
April	10,013	
May	10,000	
June	10,000	

### QUALITY

	Quantity	Base Number	Contract	AT	Region	England
% of FP17s for the same patient ID Re-attending within 3 months - Children	7	165	4.2%	10.6%	11.6%	12.0%
% of FP17s for the same patient ID Re-attending within 3 months - Adults	67	897	7.5%	14.9%	15.9%	16.0%
% of FP17s for the same patient ID Re-attending between 3 & 9 months - Children	112	165	67.9%	59.9%	60.4%	58.0%
% of FP17s for the same patient ID Re-attending between 3 & 9 months - Adults	620	897	69.1%	52.2%	52.3%	50.9%
% of FP17s for Band 1 Urgent Courses	17	708	2.4%	10.0%	9.5%	9.1%
% of FP17s Relating to Free Repair or Replacements	4	708	0.6%	0.6%	0.7%	0.8%
% of FP17s Relating to Continuations	3	708	0.4%	1.1%	1.0%	1.1%
% of Patients satisfied with the dentistry they have received	11	11	100.0%	93.1%	91.9%	91.7%
% of Patients satisfied with the time they had to wait for an appointment	11	11	100.0%	87.9%	88.0%	88.0%

\* This is based on patients treated on this contract for their most recent course of treatment. Figures in italics indicate the base number of FP17s or Patient Questionnaire responses are less than 100. N/A is shown where the base number of responses is less than 10 during the period. % is calculated as Quantity/Base number\*100



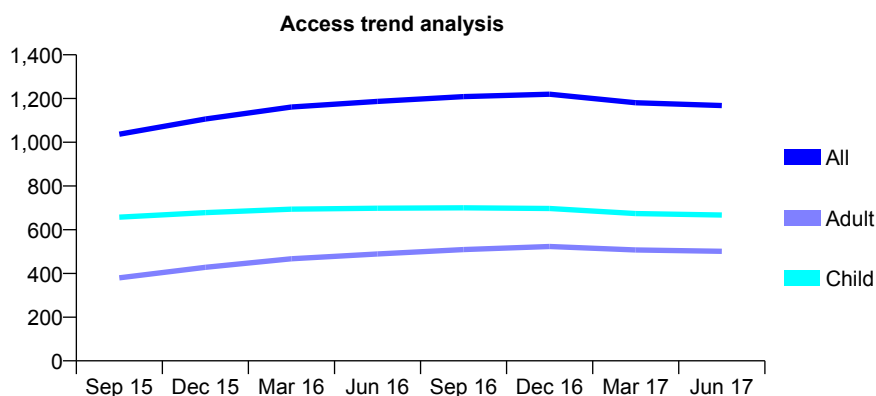
## Q70 - Vital Signs At a Glance Contract Report for 145122/0001 - June 2017

Name or company name	Stubbington Avenue Dental Practice
Contract type name	GDS Contract
Purpose of contract	General
Contract start date	01/01/2015
Contract end date	

17/18 Contracted general activity (UDA)	2,990
Carry forward general activity (UDA)	0
17/18 Contracted orthodontic activity (UOA)	0
Carry forward orthodontic activity (UOA)	0
Baseline contract value	£66,330.41

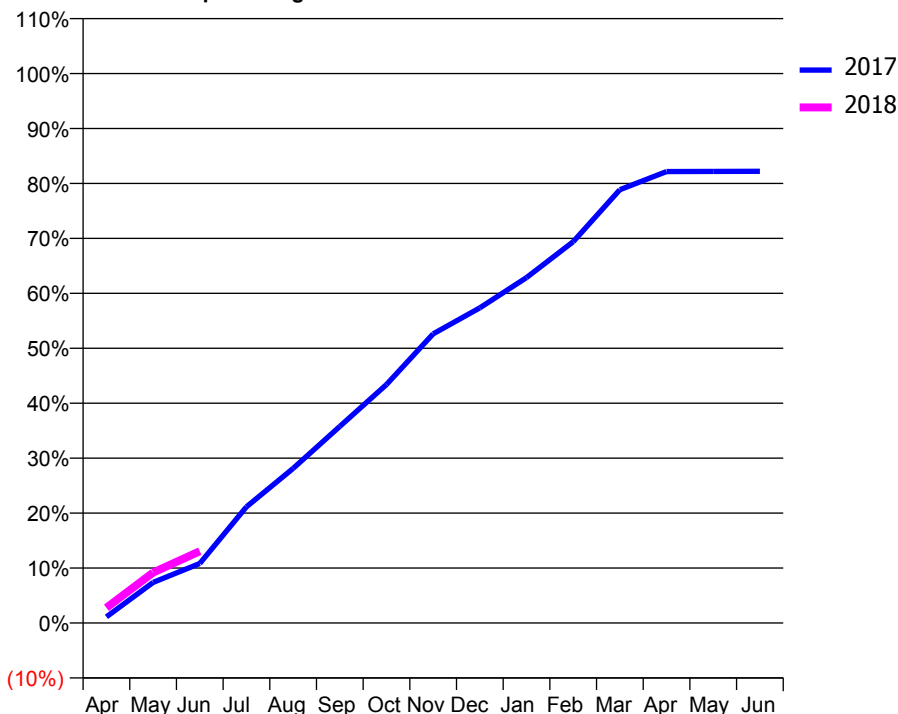
### ACCESS\*

Patients seen in 24 months	Total	Change since previous quarter
Quarter ending June 2016	1,187	
Quarter ending September 2016	1,209	→
Quarter ending December 2016	1,220	→
Quarter ending March 2017	1,181	↓
Quarter ending June 2017	1,168	↓
<b>Variance since June 2016</b>	<b>(1.6%)</b>	<b>↓</b>



### ACTIVITY

Cumulative percentage of contracted UDA delivered 2017 & 2018



Adjusted Scheduled Activity (UDA)		
Month	2017	2018
April	34	83
May	221	275
June	324	390
July	632	
August	842	
September	1,070	
October	1,298	
November	1,573	
December	1,715	
January	1,880	
February	2,075	
March	2,358	
April	2,456	
May	2,457	
June	2,458	

### QUALITY

	Quantity	Base Number	Contract	AT	Region	England
% of FP17s for the same patient ID Re-attending within 3 months - Children	7	211	3.3%	10.6%	11.6%	12.0%
% of FP17s for the same patient ID Re-attending within 3 months - Adults	12	145	8.3%	14.9%	15.9%	16.0%
% of FP17s for the same patient ID Re-attending between 3 & 9 months - Children	163	211	77.3%	59.9%	60.4%	58.0%
% of FP17s for the same patient ID Re-attending between 3 & 9 months - Adults	104	145	71.7%	52.2%	52.3%	50.9%
% of FP17s for Band 1 Urgent Courses	7	282	2.5%	10.0%	9.5%	9.1%
% of FP17s Relating to Free Repair or Replacements	1	282	0.4%	0.6%	0.7%	0.8%
% of FP17s Relating to Continuations	0	282	0.0%	1.1%	1.0%	1.1%
% of Patients satisfied with the dentistry they have received	0	0	N/A	93.1%	91.9%	91.7%
% of Patients satisfied with the time they had to wait for an appointment	0	0	N/A	87.9%	88.0%	88.0%

\* This is based on patients treated on this contract for their most recent course of treatment. Figures in italics indicate the base number of FP17s or Patient Questionnaire responses are less than 100. N/A is shown where the base number of responses is less than 10 during the period. % is calculated as Quantity/Base number\*100

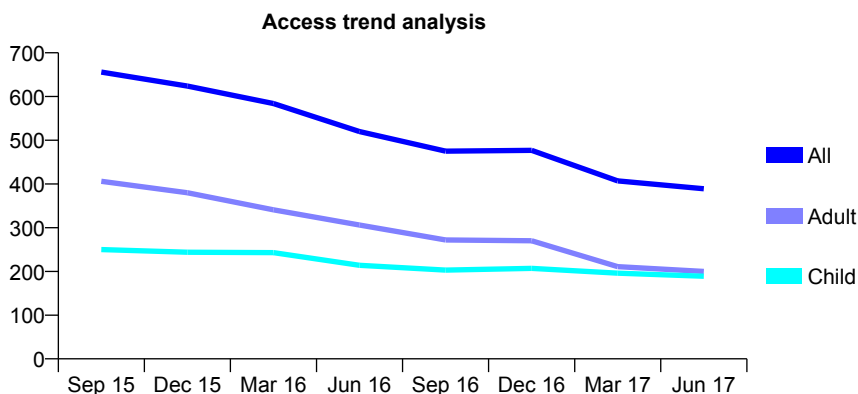
## Q70 - Vital Signs At a Glance Contract Report for 145785/0001 - June 2017

Name or company name	The Anchorage Practice Limited
Contract type name	GDS Contract
Purpose of contract	General
Contract start date	01/09/2008
Contract end date	

17/18 Contracted general activity (UDA)	1,850
Carry forward general activity (UDA)	0
17/18 Contracted orthodontic activity (UOA)	0
Carry forward orthodontic activity (UOA)	0
Baseline contract value	£42,109.09

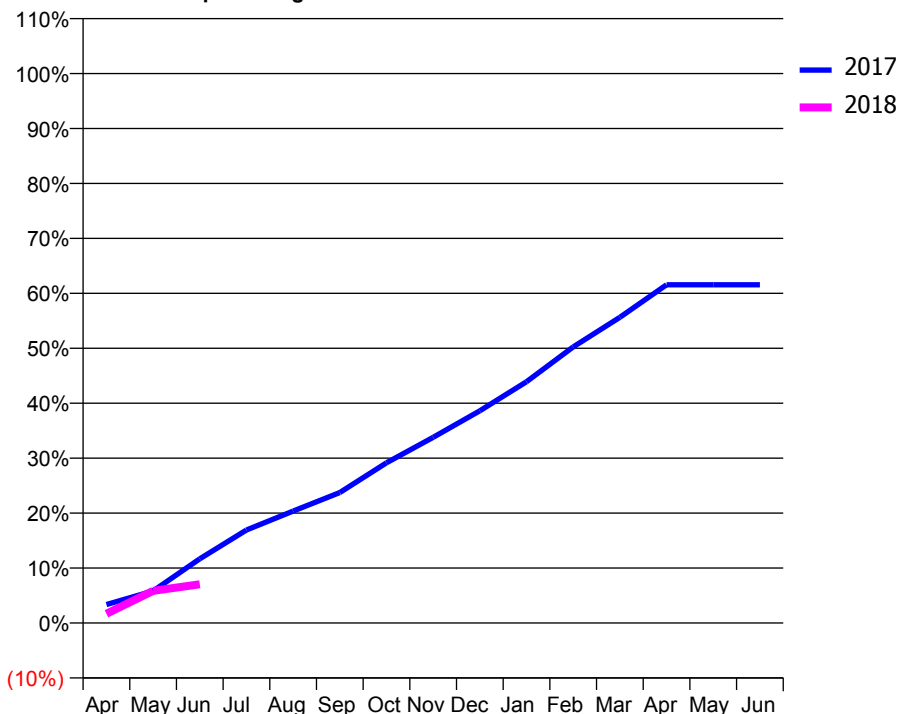
### ACCESS\*

Patients seen in 24 months	Total	Change since previous quarter
Quarter ending June 2016	520	
Quarter ending September 2016	475	↓
Quarter ending December 2016	477	→
Quarter ending March 2017	407	↓
Quarter ending June 2017	389	↓
<b>Variance since June 2016</b>	<b>(25.2%)</b>	<b>↓</b>



### ACTIVITY

Cumulative percentage of contracted UDA delivered 2017 & 2018



Adjusted Scheduled Activity (UDA)

Month	2017	2018
April	62	31
May	108	108
June	216	130
July	313	
August	377	
September	439	
October	539	
November	625	
December	714	
January	812	
February	929	
March	1,029	
April	1,139	
May	1,139	
June	1,139	

### QUALITY

	Quantity	Base Number	Contract	AT	Region	England
% of FP17s for the same patient ID Re-attending within 3 months - Children	14	77	18.2%	10.6%	11.6%	12.0%
% of FP17s for the same patient ID Re-attending within 3 months - Adults	10	48	20.8%	14.9%	15.9%	16.0%
% of FP17s for the same patient ID Re-attending between 3 & 9 months - Children	42	77	54.5%	59.9%	60.4%	58.0%
% of FP17s for the same patient ID Re-attending between 3 & 9 months - Adults	29	48	60.4%	52.2%	52.3%	50.9%
% of FP17s for Band 1 Urgent Courses	1	86	1.2%	10.0%	9.5%	9.1%
% of FP17s Relating to Free Repair or Replacements	0	86	0.0%	0.6%	0.7%	0.8%
% of FP17s Relating to Continuations	0	86	0.0%	1.1%	1.0%	1.1%
% of Patients satisfied with the dentistry they have received	0	0	N/A	93.1%	91.9%	91.7%
% of Patients satisfied with the time they had to wait for an appointment	0	0	N/A	87.9%	88.0%	88.0%

\* This is based on patients treated on this contract for their most recent course of treatment. Figures in italics indicate the base number of FP17s or Patient Questionnaire responses are less than 100. N/A is shown where the base number of responses is less than 10 during the period. % is calculated as Quantity/Base number\*100

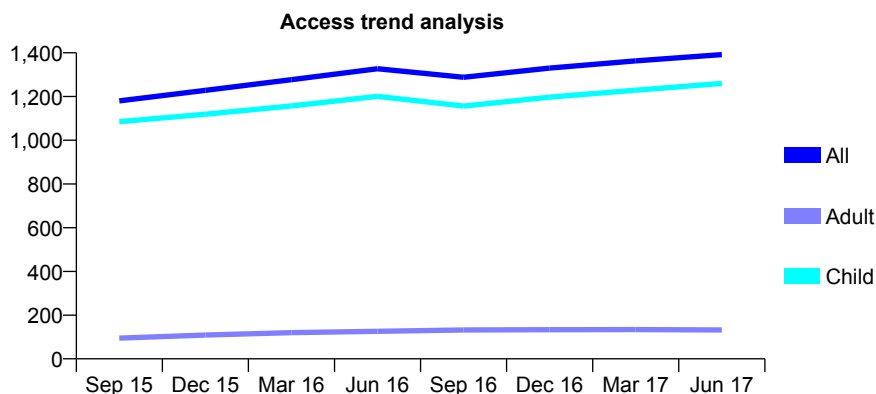
## Q70 - Vital Signs At a Glance Contract Report for 146005/0001 - June 2017

Name or company name	Mr T F Visser
Contract type name	GDS Contract
Purpose of contract	General
Contract start date	02/06/2014
Contract end date	

17/18 Contracted general activity (UDA)	2,910
Carry forward general activity (UDA)	0
17/18 Contracted orthodontic activity (UOA)	0
Carry forward orthodontic activity (UOA)	0
Baseline contract value	£62,915.45

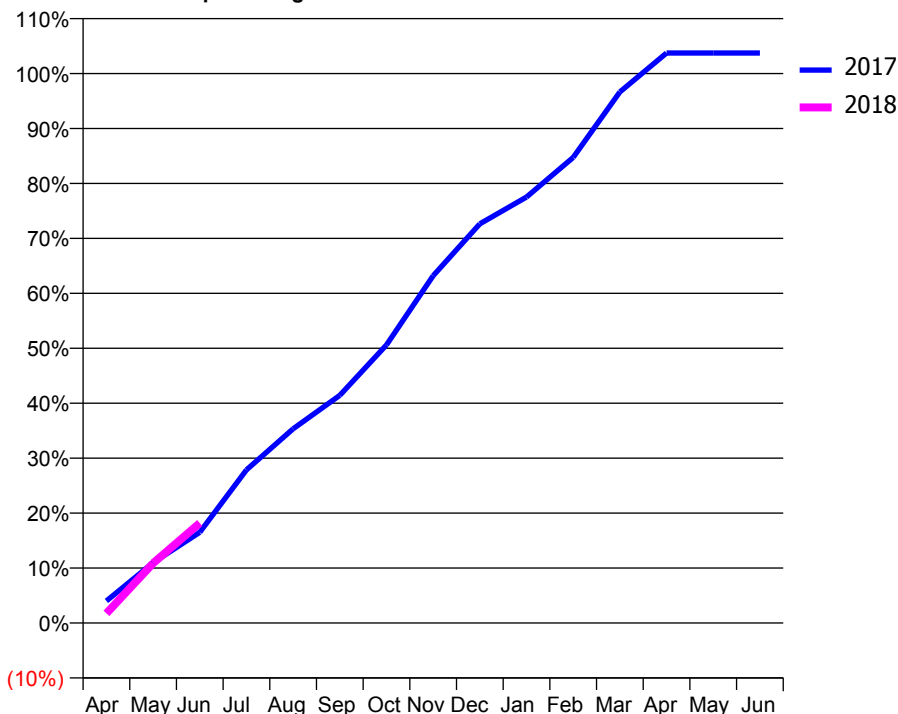
### ACCESS\*

Patients seen in 24 months	Total	Change since previous quarter
Quarter ending June 2016	1,327	
Quarter ending September 2016	1,288	↓
Quarter ending December 2016	1,330	↑
Quarter ending March 2017	1,363	↑
Quarter ending June 2017	1,392	↑
<b>Variance since June 2016</b>	<b>4.9%</b>	<b>↑</b>



### ACTIVITY

Cumulative percentage of contracted UDA delivered 2017 & 2018



Month	Adjusted Scheduled Activity (UDA)	
	2017	2018
April	117	51
May	319	317
June	481	530
July	811	
August	1,028	
September	1,206	
October	1,473	
November	1,839	
December	2,114	
January	2,256	
February	2,466	
March	2,812	
April	3,018	
May	3,018	
June	3,018	

### QUALITY

	Quantity	Base Number	Contract	AT	Region	England
% of FP17s for the same patient ID Re-attending within 3 months - Children	25	488	5.1%	10.6%	11.6%	12.0%
% of FP17s for the same patient ID Re-attending within 3 months - Adults	2	20	10.0%	14.9%	15.9%	16.0%
% of FP17s for the same patient ID Re-attending between 3 & 9 months - Children	317	488	65.0%	59.9%	60.4%	58.0%
% of FP17s for the same patient ID Re-attending between 3 & 9 months - Adults	13	20	65.0%	52.2%	52.3%	50.9%
% of FP17s for Band 1 Urgent Courses	13	391	3.3%	10.0%	9.5%	9.1%
% of FP17s Relating to Free Repair or Replacements	0	391	0.0%	0.6%	0.7%	0.8%
% of FP17s Relating to Continuations	3	391	0.8%	1.1%	1.0%	1.1%
% of Patients satisfied with the dentistry they have received	1	1	N/A	93.1%	91.9%	91.7%
% of Patients satisfied with the time they had to wait for an appointment	1	1	N/A	87.9%	88.0%	88.0%

\* This is based on patients treated on this contract for their most recent course of treatment. Figures in italics indicate the base number of FP17s or Patient Questionnaire responses are less than 100. N/A is shown where the base number of responses is less than 10 during the period. % is calculated as Quantity/Base number\*100

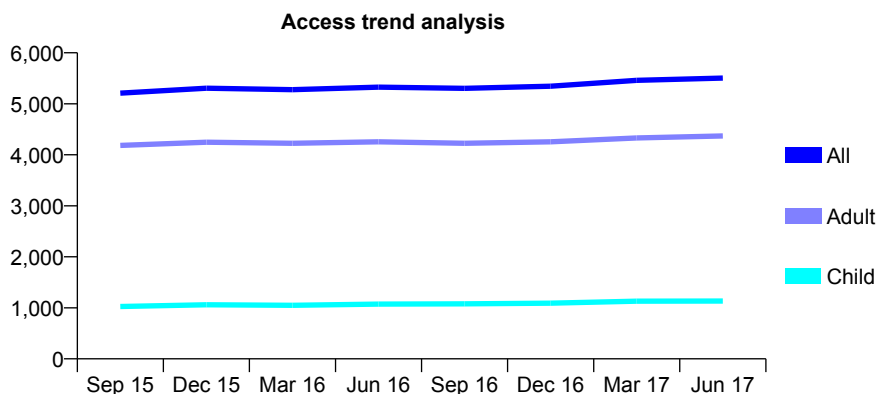
## Q70 - Vital Signs At a Glance Contract Report for 146447/0001 - June 2017

Name or company name	Dentapol Ltd
Contract type name	GDS Contract
Purpose of contract	General
Contract start date	01/11/2006
Contract end date	

17/18 Contracted general activity (UDA)	16,000
Carry forward general activity (UDA)	0
17/18 Contracted orthodontic activity (UOA)	0
Carry forward orthodontic activity (UOA)	0
Baseline contract value	£454,904.88

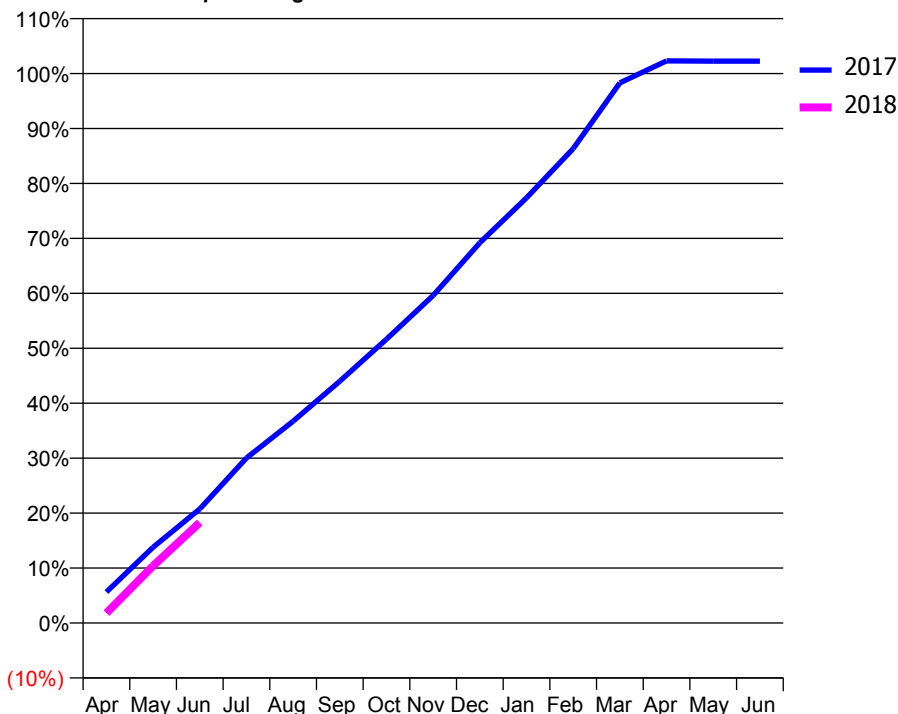
### ACCESS\*

Patients seen in 24 months	Total	Change since previous quarter
Quarter ending June 2016	5,327	
Quarter ending September 2016	5,304	→
Quarter ending December 2016	5,345	→
Quarter ending March 2017	5,461	↑
Quarter ending June 2017	5,504	→
<b>Variance since June 2016</b>	<b>3.3%</b>	<b>↑</b>



### ACTIVITY

Cumulative percentage of contracted UDA delivered 2017 & 2018



Month	Adjusted Scheduled Activity (UDA)	
	2017	2018
April	901	290
May	2,208	1,665
June	3,320	2,924
July	4,805	
August	5,875	
September	7,041	
October	8,263	
November	9,537	
December	11,072	
January	12,381	
February	13,811	
March	15,728	
April	16,367	
May	16,360	
June	16,361	

### QUALITY

	Quantity	Base Number	Contract	AT	Region	England
% of FP17s for the same patient ID Re-attending within 3 months - Children	19	353	5.4%	10.6%	11.6%	12.0%
% of FP17s for the same patient ID Re-attending within 3 months - Adults	226	1,498	15.1%	14.9%	15.9%	16.0%
% of FP17s for the same patient ID Re-attending between 3 & 9 months - Children	239	353	67.7%	59.9%	60.4%	58.0%
% of FP17s for the same patient ID Re-attending between 3 & 9 months - Adults	879	1,498	58.7%	52.2%	52.3%	50.9%
% of FP17s for Band 1 Urgent Courses	160	1,567	10.2%	10.0%	9.5%	9.1%
% of FP17s Relating to Free Repair or Replacements	33	1,567	2.1%	0.6%	0.7%	0.8%
% of FP17s Relating to Continuations	13	1,567	0.8%	1.1%	1.0%	1.1%
% of Patients satisfied with the dentistry they have received	4	6	N/A	93.1%	91.9%	91.7%
% of Patients satisfied with the time they had to wait for an appointment	5	6	N/A	87.9%	88.0%	88.0%

\* This is based on patients treated on this contract for their most recent course of treatment. Figures in italics indicate the base number of FP17s or Patient Questionnaire responses are less than 100. N/A is shown where the base number of responses is less than 10 during the period. % is calculated as Quantity/Base number\*100

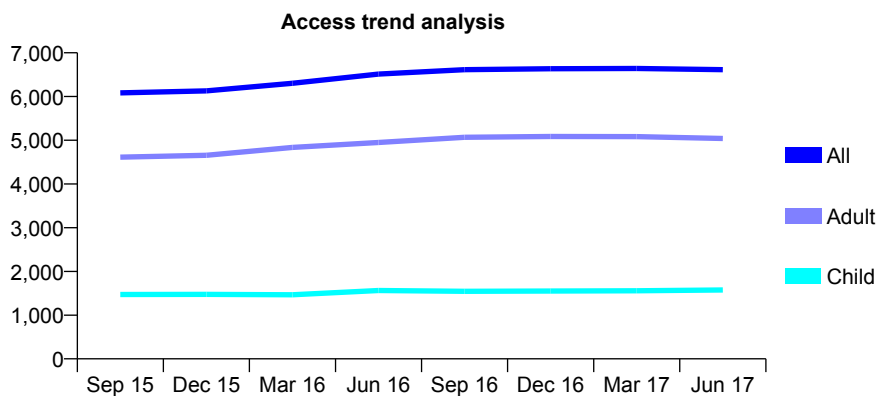
## Q70 - Vital Signs At a Glance Contract Report for 146447/0002 - June 2017

Name or company name	Dentapol Ltd
Contract type name	GDS Contract
Purpose of contract	General
Contract start date	01/01/2007
Contract end date	

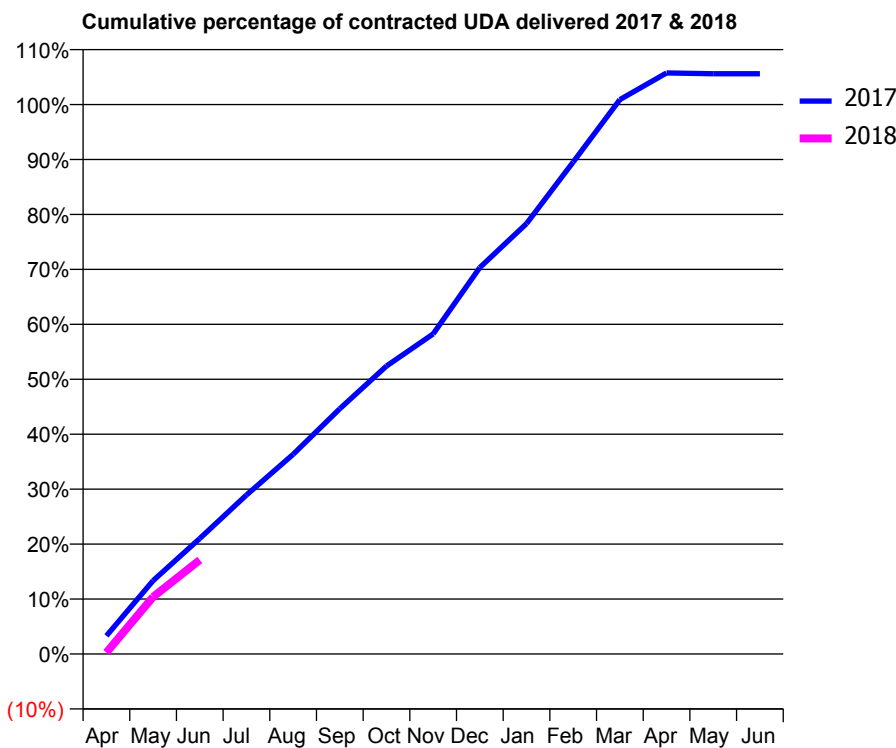
17/18 Contracted general activity (UDA)	24,000
Carry forward general activity (UDA)	0
17/18 Contracted orthodontic activity (UOA)	0
Carry forward orthodontic activity (UOA)	0
Baseline contract value	£583,326.10

### ACCESS\*

Patients seen in 24 months	Total	Change since previous quarter
Quarter ending June 2016	6,512	
Quarter ending September 2016	6,613	→
Quarter ending December 2016	6,635	→
Quarter ending March 2017	6,641	→
Quarter ending June 2017	6,615	→
<b>Variance since June 2016</b>	<b>1.6%</b>	<b>→</b>



### ACTIVITY



Month	Adjusted Scheduled Activity (UDA)	
	2017	2018
April	795	69
May	3,207	2,495
June	5,046	4,106
July	6,944	
August	8,721	
September	10,715	
October	12,577	
November	13,980	
December	16,883	
January	18,796	
February	21,488	
March	24,212	
April	25,376	
May	25,346	
June	25,346	

### QUALITY

	Quantity	Base Number	Contract	AT	Region	England
% of FP17s for the same patient ID Re-attending within 3 months - Children	54	528	10.2%	10.6%	11.6%	12.0%
% of FP17s for the same patient ID Re-attending within 3 months - Adults	325	1,518	21.4%	14.9%	15.9%	16.0%
% of FP17s for the same patient ID Re-attending between 3 & 9 months - Children	293	528	55.5%	59.9%	60.4%	58.0%
% of FP17s for the same patient ID Re-attending between 3 & 9 months - Adults	738	1,518	48.6%	52.2%	52.3%	50.9%
% of FP17s for Band 1 Urgent Courses	310	1,669	18.6%	10.0%	9.5%	9.1%
% of FP17s Relating to Free Repair or Replacements	5	1,669	0.3%	0.6%	0.7%	0.8%
% of FP17s Relating to Continuations	8	1,669	0.5%	1.1%	1.0%	1.1%
% of Patients satisfied with the dentistry they have received	14	15	93.3%	93.1%	91.9%	91.7%
% of Patients satisfied with the time they had to wait for an appointment	13	15	86.7%	87.9%	88.0%	88.0%

\* This is based on patients treated on this contract for their most recent course of treatment. Figures in italics indicate the base number of FP17s or Patient Questionnaire responses are less than 100. N/A is shown where the base number of responses is less than 10 during the period. % is calculated as Quantity/Base number\*100

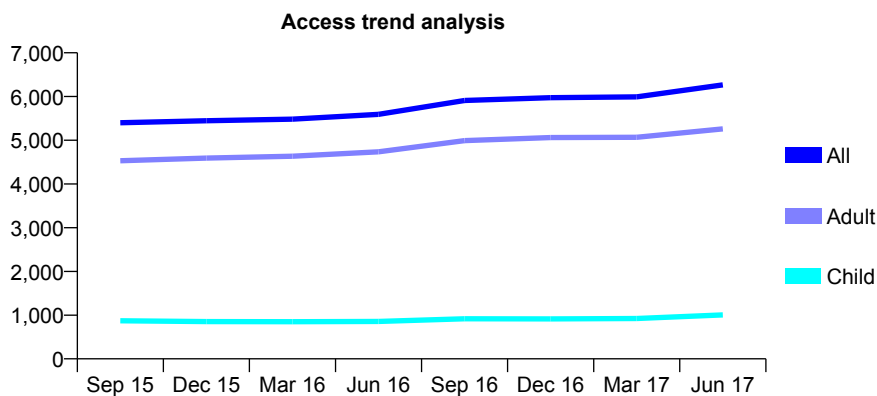
## Q70 - Vital Signs At a Glance Contract Report for 146447/0003 - June 2017

Name or company name	Dentapol Ltd
Contract type name	GDS Contract
Purpose of contract	General
Contract start date	01/01/2007
Contract end date	

17/18 Contracted general activity (UDA)	19,806
Carry forward general activity (UDA)	0
17/18 Contracted orthodontic activity (UOA)	0
Carry forward orthodontic activity (UOA)	0
Baseline contract value	£534,779.84

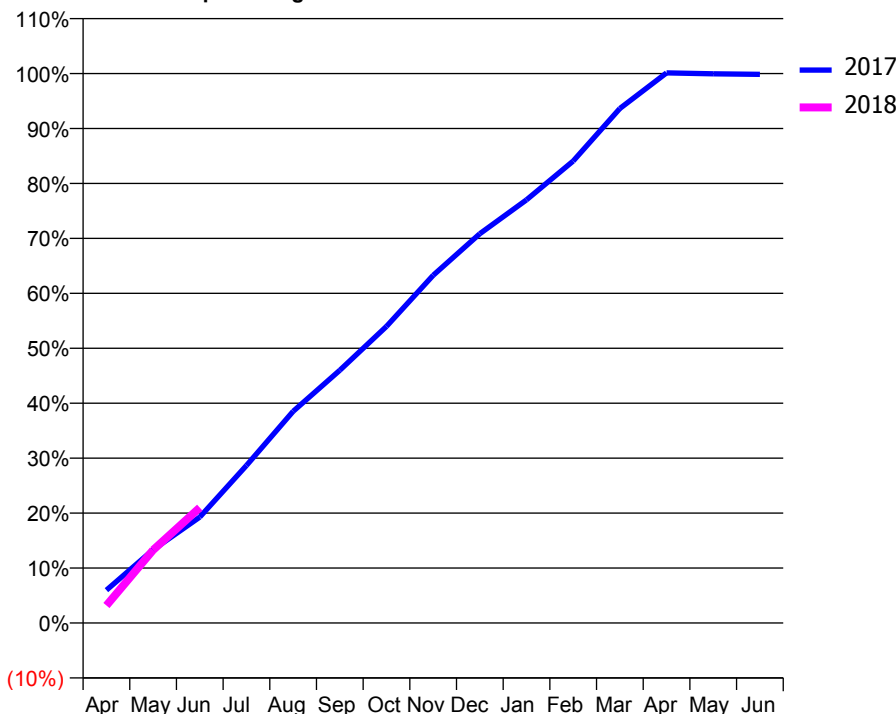
### ACCESS\*

Patients seen in 24 months	Total	Change since previous quarter
Quarter ending June 2016	5,592	
Quarter ending September 2016	5,911	↑
Quarter ending December 2016	5,974	→
Quarter ending March 2017	5,991	→
Quarter ending June 2017	6,266	↑
<b>Variance since June 2016</b>	<b>12.1%</b>	<b>↑</b>



### ACTIVITY

Cumulative percentage of contracted UDA delivered 2017 & 2018



Month	Adjusted Scheduled Activity (UDA)	
	2017	2018
April	1,185	630
May	2,643	2,632
June	3,818	4,161
July	5,679	
August	7,628	
September	9,111	
October	10,693	
November	12,532	
December	14,030	
January	15,255	
February	16,652	
March	18,547	
April	19,830	
May	19,796	
June	19,776	

### QUALITY

	Quantity	Base Number	Contract	AT	Region	England
% of FP17s for the same patient ID Re-attending within 3 months - Children	27	459	5.9%	10.6%	11.6%	12.0%
% of FP17s for the same patient ID Re-attending within 3 months - Adults	217	2,310	9.4%	14.9%	15.9%	16.0%
% of FP17s for the same patient ID Re-attending between 3 & 9 months - Children	210	459	45.8%	59.9%	60.4%	58.0%
% of FP17s for the same patient ID Re-attending between 3 & 9 months - Adults	1,257	2,310	54.4%	52.2%	52.3%	50.9%
% of FP17s for Band 1 Urgent Courses	326	2,274	14.3%	10.0%	9.5%	9.1%
% of FP17s Relating to Free Repair or Replacements	8	2,274	0.4%	0.6%	0.7%	0.8%
% of FP17s Relating to Continuations	12	2,274	0.5%	1.1%	1.0%	1.1%
% of Patients satisfied with the dentistry they have received	13	13	100.0%	93.1%	91.9%	91.7%
% of Patients satisfied with the time they had to wait for an appointment	12	13	92.3%	87.9%	88.0%	88.0%

\* This is based on patients treated on this contract for their most recent course of treatment. Figures in italics indicate the base number of FP17s or Patient Questionnaire responses are less than 100. N/A is shown where the base number of responses is less than 10 during the period. % is calculated as Quantity/Base number\*100

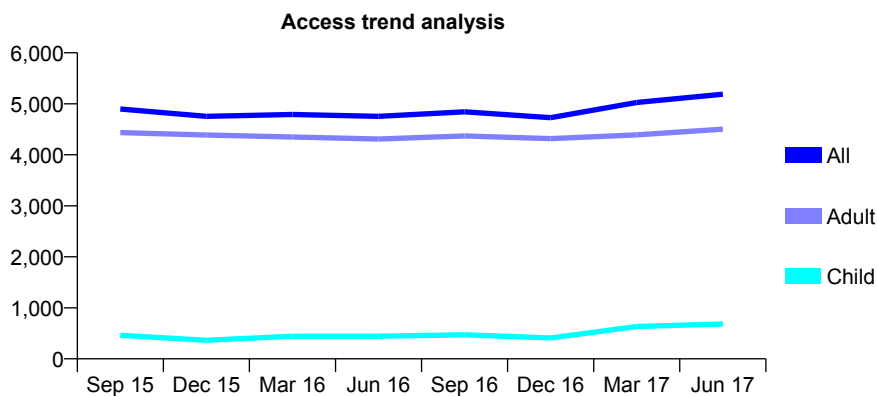
## Q70 - Vital Signs At a Glance Contract Report for 146447/0004 - June 2017

Name or company name	Dentapol Ltd
Contract type name	GDS Contract
Purpose of contract	General
Contract start date	01/01/2007
Contract end date	

17/18 Contracted general activity (UDA)	18,910
Carry forward general activity (UDA)	0
17/18 Contracted orthodontic activity (UOA)	0
Carry forward orthodontic activity (UOA)	0
Baseline contract value	£530,719.01

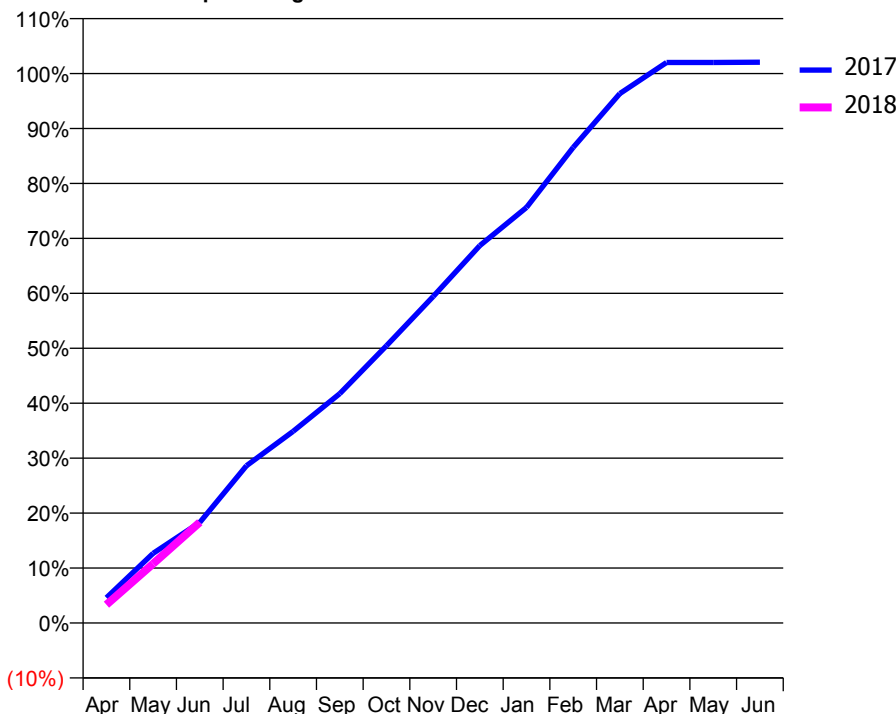
### ACCESS\*

Patients seen in 24 months	Total	Change since previous quarter
Quarter ending June 2016	4,753	
Quarter ending September 2016	4,843	→
Quarter ending December 2016	4,728	↓
Quarter ending March 2017	5,027	↑
Quarter ending June 2017	5,188	↑
<b>Variance since June 2016</b>	<b>9.2%</b>	<b>↑</b>



### ACTIVITY

Cumulative percentage of contracted UDA delivered 2017 & 2018



Month	Adjusted Scheduled Activity (UDA)	
	2017	2018
April	870	629
May	2,399	2,039
June	3,464	3,468
July	5,412	
August	6,599	
September	7,896	
October	9,541	
November	11,235	
December	12,990	
January	14,303	
February	16,368	
March	18,222	
April	19,290	
May	19,290	
June	19,297	

### QUALITY

	Quantity	Base Number	Contract	AT	Region	England
% of FP17s for the same patient ID Re-attending within 3 months - Children	29	254	11.4%	10.6%	11.6%	12.0%
% of FP17s for the same patient ID Re-attending within 3 months - Adults	337	1,820	18.5%	14.9%	15.9%	16.0%
% of FP17s for the same patient ID Re-attending between 3 & 9 months - Children	60	254	23.6%	59.9%	60.4%	58.0%
% of FP17s for the same patient ID Re-attending between 3 & 9 months - Adults	880	1,820	48.4%	52.2%	52.3%	50.9%
% of FP17s for Band 1 Urgent Courses	203	1,622	12.5%	10.0%	9.5%	9.1%
% of FP17s Relating to Free Repair or Replacements	23	1,622	1.4%	0.6%	0.7%	0.8%
% of FP17s Relating to Continuations	20	1,622	1.2%	1.1%	1.0%	1.1%
% of Patients satisfied with the dentistry they have received	12	14	85.7%	93.1%	91.9%	91.7%
% of Patients satisfied with the time they had to wait for an appointment	13	14	92.9%	87.9%	88.0%	88.0%

\* This is based on patients treated on this contract for their most recent course of treatment. Figures in italics indicate the base number of FP17s or Patient Questionnaire responses are less than 100. N/A is shown where the base number of responses is less than 10 during the period. % is calculated as Quantity/Base number\*100

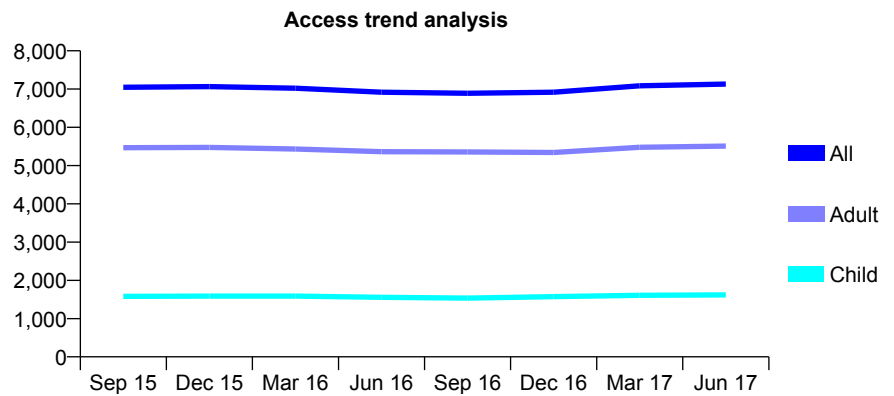
## Q70 - Vital Signs At a Glance Contract Report for 146447/0005 - June 2017

Name or company name	Dentapol Ltd
Contract type name	GDS Contract
Purpose of contract	General
Contract start date	01/01/2009
Contract end date	

17/18 Contracted general activity (UDA)	21,000
Carry forward general activity (UDA)	0
17/18 Contracted orthodontic activity (UOA)	0
Carry forward orthodontic activity (UOA)	0
Baseline contract value	£451,391.91

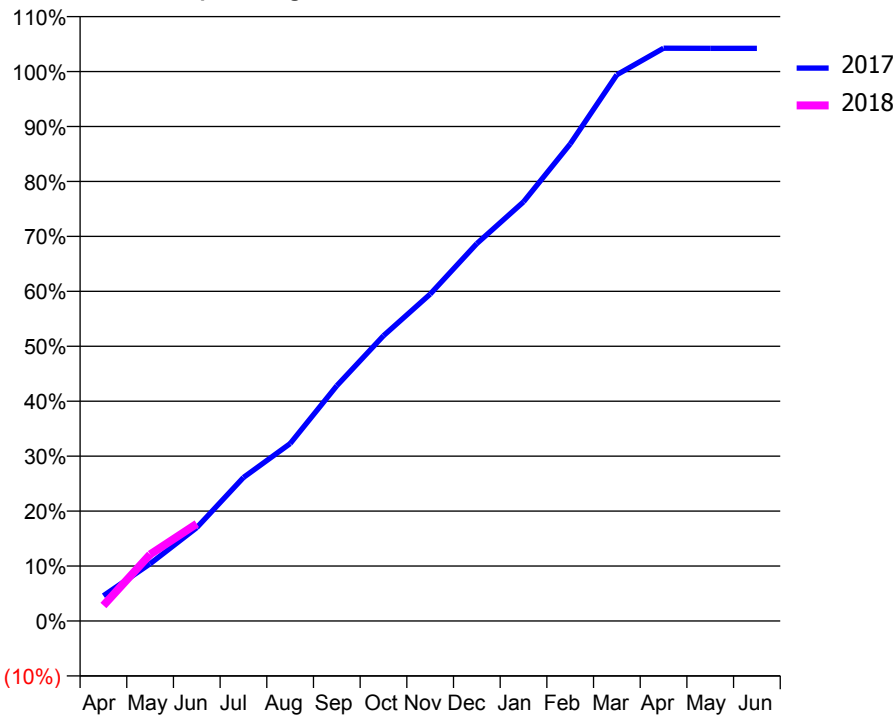
### ACCESS\*

Patients seen in 24 months	Total	Change since previous quarter
Quarter ending June 2016	6,919	
Quarter ending September 2016	6,890	→
Quarter ending December 2016	6,916	→
Quarter ending March 2017	7,085	↑
Quarter ending June 2017	7,130	→
<b>Variance since June 2016</b>	<b>3.0%</b>	<b>↑</b>



### ACTIVITY

Cumulative percentage of contracted UDA delivered 2017 & 2018



Month	Adjusted Scheduled Activity (UDA)	
	2017	2018
April	964	592
May	2,188	2,544
June	3,570	3,717
July	5,487	
August	6,781	
September	8,990	
October	10,901	
November	12,491	
December	14,423	
January	16,021	
February	18,230	
March	20,874	
April	21,888	
May	21,886	
June	21,885	

### QUALITY

	Quantity	Base Number	Contract	AT	Region	England
% of FP17s for the same patient ID Re-attending within 3 months - Children	29	512	5.7%	10.6%	11.6%	12.0%
% of FP17s for the same patient ID Re-attending within 3 months - Adults	205	1,742	11.8%	14.9%	15.9%	16.0%
% of FP17s for the same patient ID Re-attending between 3 & 9 months - Children	341	512	66.6%	59.9%	60.4%	58.0%
% of FP17s for the same patient ID Re-attending between 3 & 9 months - Adults	1,134	1,742	65.1%	52.2%	52.3%	50.9%
% of FP17s for Band 1 Urgent Courses	121	1,816	6.7%	10.0%	9.5%	9.1%
% of FP17s Relating to Free Repair or Replacements	26	1,816	1.4%	0.6%	0.7%	0.8%
% of FP17s Relating to Continuations	8	1,816	0.4%	1.1%	1.0%	1.1%
% of Patients satisfied with the dentistry they have received	8	8	N/A	93.1%	91.9%	91.7%
% of Patients satisfied with the time they had to wait for an appointment	7	8	N/A	87.9%	88.0%	88.0%

\* This is based on patients treated on this contract for their most recent course of treatment. Figures in italics indicate the base number of FP17s or Patient Questionnaire responses are less than 100. N/A is shown where the base number of responses is less than 10 during the period. % is calculated as Quantity/Base number\*100



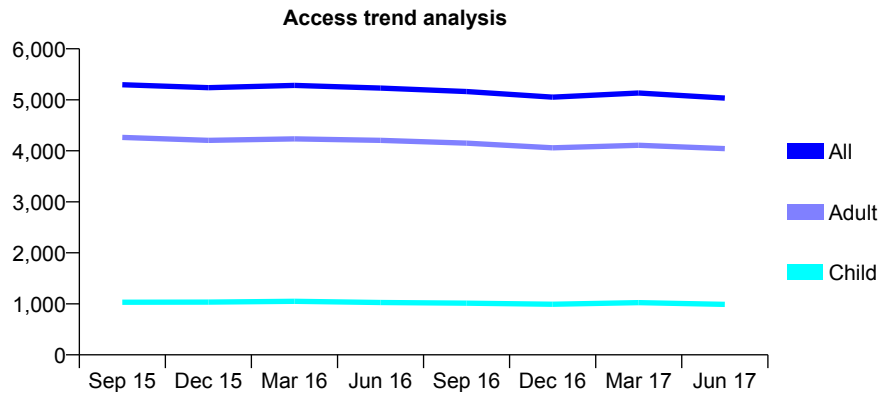
## Q70 - Vital Signs At a Glance Contract Report for 146447/0006 - June 2017

Name or company name	Dentapol Ltd
Contract type name	PDS Plus Contract
Purpose of contract	General
Contract start date	01/12/2010
Contract end date	30/11/2020

17/18 Contracted general activity (UDA)	13,000
Carry forward general activity (UDA)	0
17/18 Contracted orthodontic activity (UOA)	0
Carry forward orthodontic activity (UOA)	0
Baseline contract value	£217,788.37

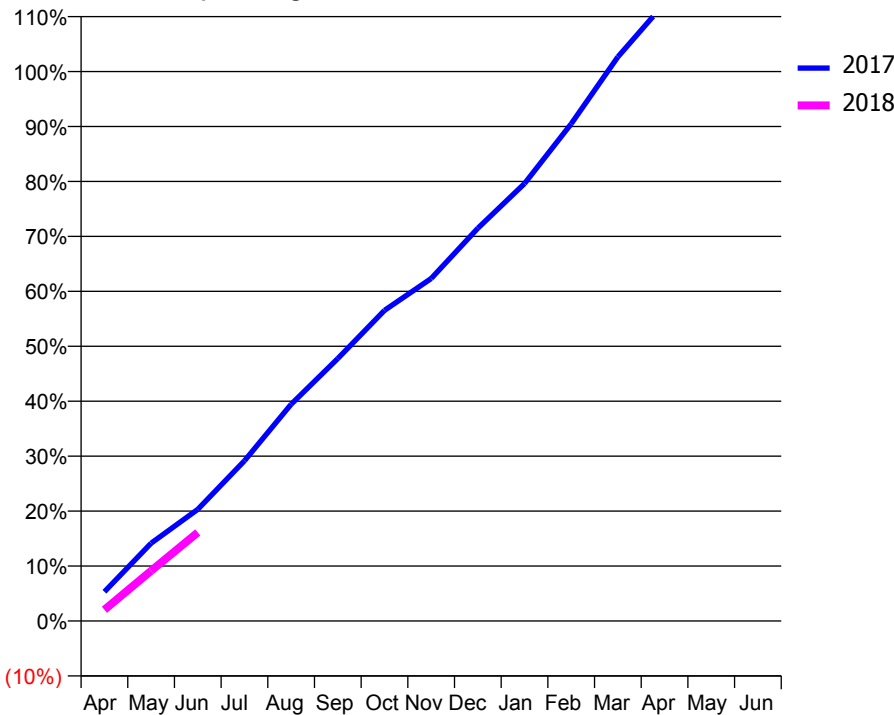
### ACCESS\*

Patients seen in 24 months	Total	Change since previous quarter
Quarter ending June 2016	5,231	
Quarter ending September 2016	5,162	↓
Quarter ending December 2016	5,051	↓
Quarter ending March 2017	5,133	→
Quarter ending June 2017	5,033	↓
<b>Variance since June 2016</b>	<b>(3.8%)</b>	<b>↓</b>



### ACTIVITY

Cumulative percentage of contracted UDA delivered 2017 & 2018



Month	Adjusted Scheduled Activity (UDA)	
	2017	2018
April	693	267
May	1,841	1,189
June	2,641	2,098
July	3,790	
August	5,129	
September	6,209	
October	7,349	
November	8,103	
December	9,291	
January	10,350	
February	11,763	
March	13,345	
April	14,612	
May	14,600	
June	14,674	

### QUALITY

	Quantity	Base Number	Contract	AT	Region	England
% of FP17s for the same patient ID Re-attending within 3 months - Children	34	380	8.9%	10.6%	11.6%	12.0%
% of FP17s for the same patient ID Re-attending within 3 months - Adults	236	1,430	16.5%	14.9%	15.9%	16.0%
% of FP17s for the same patient ID Re-attending between 3 & 9 months - Children	217	380	57.1%	59.9%	60.4%	58.0%
% of FP17s for the same patient ID Re-attending between 3 & 9 months - Adults	596	1,430	41.7%	52.2%	52.3%	50.9%
% of FP17s for Band 1 Urgent Courses	133	1,113	11.9%	10.0%	9.5%	9.1%
% of FP17s Relating to Free Repair or Replacements	5	1,113	0.4%	0.6%	0.7%	0.8%
% of FP17s Relating to Continuations	10	1,113	0.9%	1.1%	1.0%	1.1%
% of Patients satisfied with the dentistry they have received	2	3	N/A	93.1%	91.9%	91.7%
% of Patients satisfied with the time they had to wait for an appointment	2	3	N/A	87.9%	88.0%	88.0%

\* This is based on patients treated on this contract for their most recent course of treatment. Figures in italics indicate the base number of FP17s or Patient Questionnaire responses are less than 100. N/A is shown where the base number of responses is less than 10 during the period. % is calculated as Quantity/Base number\*100

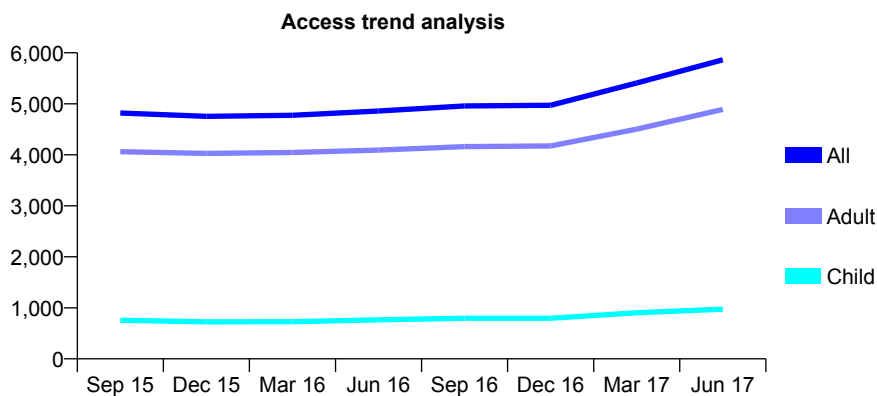
## Q70 - Vital Signs At a Glance Contract Report for 146447/0007 - June 2017

Name or company name	Dentapol Ltd
Contract type name	PDS Plus Contract
Purpose of contract	General
Contract start date	01/12/2010
Contract end date	30/11/2020

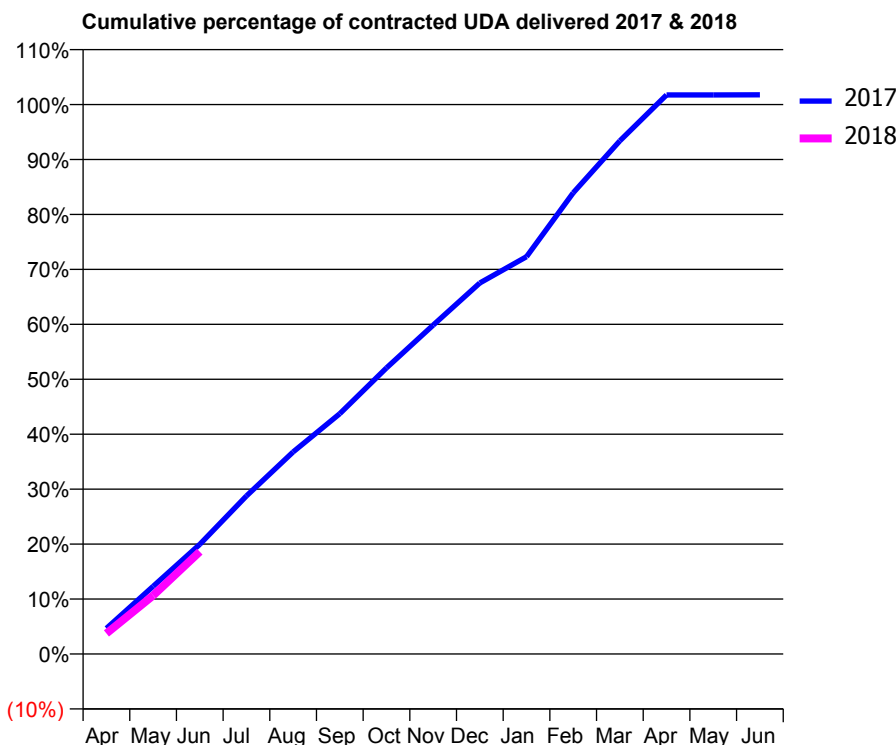
17/18 Contracted general activity (UDA)	16,400
Carry forward general activity (UDA)	0
17/18 Contracted orthodontic activity (UOA)	0
Carry forward orthodontic activity (UOA)	0
Baseline contract value	£276,540.79

### ACCESS\*

Patients seen in 24 months	Total	Change since previous quarter
Quarter ending June 2016	4,858	
Quarter ending September 2016	4,957	↑
Quarter ending December 2016	4,971	→
Quarter ending March 2017	5,408	↑
Quarter ending June 2017	5,864	↑
<b>Variance since June 2016</b>	<b>20.7%</b>	<b>↑</b>



### ACTIVITY



Month	Adjusted Scheduled Activity (UDA)	
	2017	2018
April	765	616
May	2,021	1,743
June	3,275	3,055
July	4,718	
August	6,032	
September	7,174	
October	8,538	
November	9,815	
December	11,072	
January	11,859	
February	13,764	
March	15,314	
April	16,685	
May	16,687	
June	16,688	

### QUALITY

	Quantity	Base Number	Contract	AT	Region	England
% of FP17s for the same patient ID Re-attending within 3 months - Children	17	374	4.5%	10.6%	11.6%	12.0%
% of FP17s for the same patient ID Re-attending within 3 months - Adults	233	1,933	12.1%	14.9%	15.9%	16.0%
% of FP17s for the same patient ID Re-attending between 3 & 9 months - Children	203	374	54.3%	59.9%	60.4%	58.0%
% of FP17s for the same patient ID Re-attending between 3 & 9 months - Adults	751	1,933	38.9%	52.2%	52.3%	50.9%
% of FP17s for Band 1 Urgent Courses	144	1,675	8.6%	10.0%	9.5%	9.1%
% of FP17s Relating to Free Repair or Replacements	9	1,675	0.5%	0.6%	0.7%	0.8%
% of FP17s Relating to Continuations	14	1,675	0.8%	1.1%	1.0%	1.1%
% of Patients satisfied with the dentistry they have received	15	15	100.0%	93.1%	91.9%	91.7%
% of Patients satisfied with the time they had to wait for an appointment	15	15	100.0%	87.9%	88.0%	88.0%

\* This is based on patients treated on this contract for their most recent course of treatment. Figures in italics indicate the base number of FP17s or Patient Questionnaire responses are less than 100. N/A is shown where the base number of responses is less than 10 during the period. % is calculated as Quantity/Base number\*100

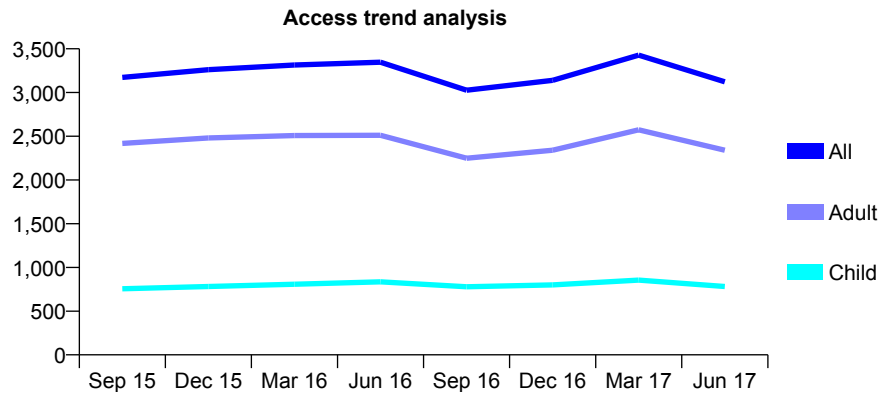
## Q70 - Vital Signs At a Glance Contract Report for 146447/0008 - June 2017

Name or company name	Dentapol Ltd
Contract type name	PDS Plus Contract
Purpose of contract	General
Contract start date	01/02/2011
Contract end date	30/11/2020

17/18 Contracted general activity (UDA)	9,000
Carry forward general activity (UDA)	0
17/18 Contracted orthodontic activity (UOA)	0
Carry forward orthodontic activity (UOA)	0
Baseline contract value	£150,776.57

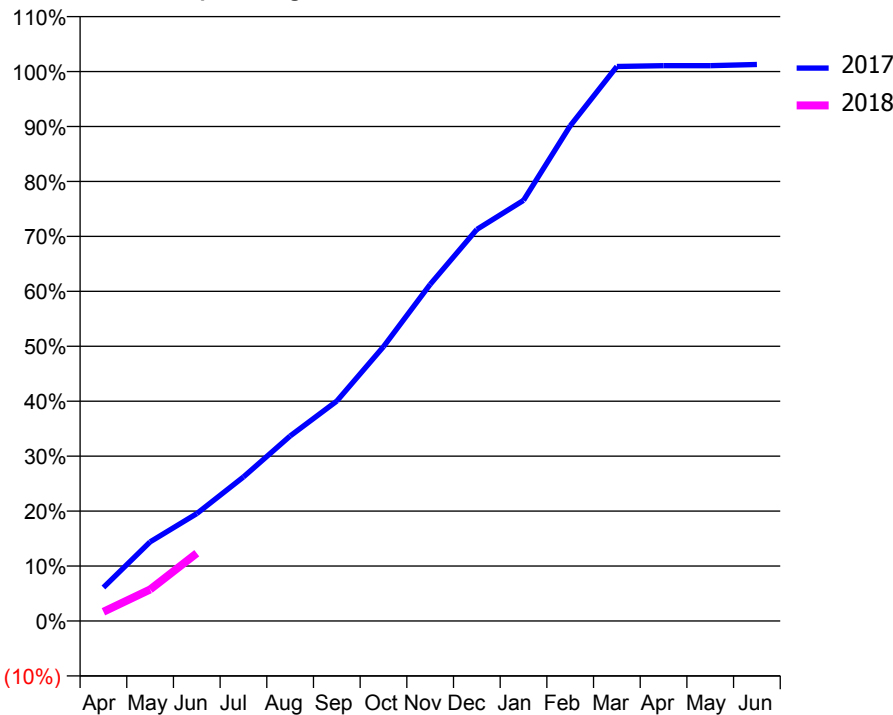
### ACCESS\*

Patients seen in 24 months	Total	Change since previous quarter
Quarter ending June 2016	3,346	
Quarter ending September 2016	3,026	↓
Quarter ending December 2016	3,140	↑
Quarter ending March 2017	3,428	↑
Quarter ending June 2017	3,122	↓
<b>Variance since June 2016</b>	<b>(6.7%)</b>	<b>↓</b>



### ACTIVITY

Cumulative percentage of contracted UDA delivered 2017 & 2018



Month	Adjusted Scheduled Activity (UDA)	
	2017	2018
April	550	151
May	1,296	516
June	1,760	1,110
July	2,359	
August	3,029	
September	3,603	
October	4,494	
November	5,513	
December	6,413	
January	6,890	
February	8,109	
March	9,083	
April	9,096	
May	9,095	
June	9,115	

### QUALITY

	Quantity	Base Number	Contract	AT	Region	England
% of FP17s for the same patient ID Re-attending within 3 months - Children	1	220	0.5%	10.6%	11.6%	12.0%
% of FP17s for the same patient ID Re-attending within 3 months - Adults	10	427	2.3%	14.9%	15.9%	16.0%
% of FP17s for the same patient ID Re-attending between 3 & 9 months - Children	112	220	50.9%	59.9%	60.4%	58.0%
% of FP17s for the same patient ID Re-attending between 3 & 9 months - Adults	199	427	46.6%	52.2%	52.3%	50.9%
% of FP17s for Band 1 Urgent Courses	62	632	9.8%	10.0%	9.5%	9.1%
% of FP17s Relating to Free Repair or Replacements	4	632	0.6%	0.6%	0.7%	0.8%
% of FP17s Relating to Continuations	0	632	0.0%	1.1%	1.0%	1.1%
% of Patients satisfied with the dentistry they have received	8	9	N/A	93.1%	91.9%	91.7%
% of Patients satisfied with the time they had to wait for an appointment	9	9	N/A	87.9%	88.0%	88.0%

\* This is based on patients treated on this contract for their most recent course of treatment. Figures in italics indicate the base number of FP17s or Patient Questionnaire responses are less than 100. N/A is shown where the base number of responses is less than 10 during the period. % is calculated as Quantity/Base number\*100

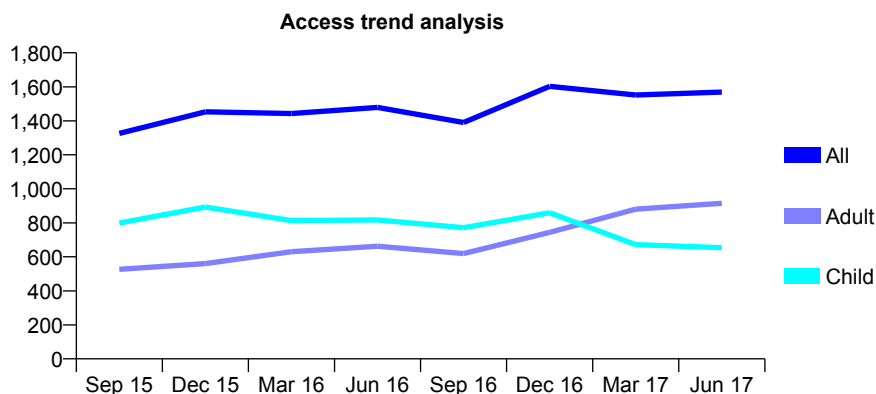
## Q70 - Vital Signs At a Glance Contract Report for 146447/0009 - June 2017

Name or company name	Dentapol Ltd
Contract type name	PDS Plus Contract
Purpose of contract	General
Contract start date	01/02/2011
Contract end date	30/11/2020

17/18 Contracted general activity (UDA)	3,000
Carry forward general activity (UDA)	0
17/18 Contracted orthodontic activity (UOA)	0
Carry forward orthodontic activity (UOA)	0
Baseline contract value	£50,258.85

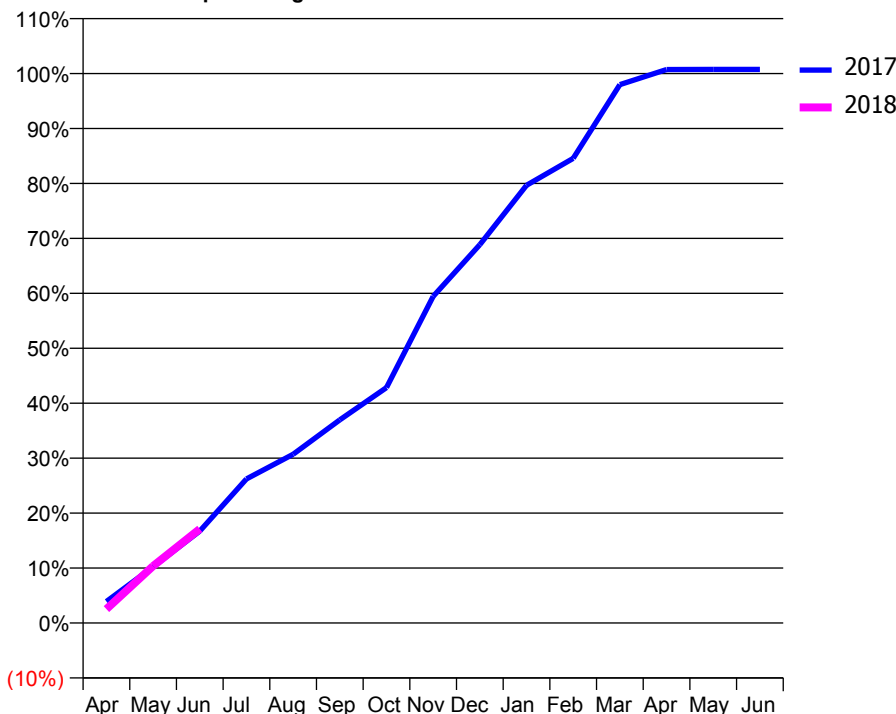
### ACCESS\*

Patients seen in 24 months	Total	Change since previous quarter
Quarter ending June 2016	1,479	
Quarter ending September 2016	1,390	↓
Quarter ending December 2016	1,603	↑
Quarter ending March 2017	1,552	↓
Quarter ending June 2017	1,569	→
<b>Variance since June 2016</b>	<b>6.1%</b>	<b>↑</b>



### ACTIVITY

Cumulative percentage of contracted UDA delivered 2017 & 2018



Month	Adjusted Scheduled Activity (UDA)	
	2017	2018
April	117	76
May	307	311
June	502	513
July	787	
August	921	
September	1,109	
October	1,286	
November	1,783	
December	2,066	
January	2,390	
February	2,537	
March	2,939	
April	3,021	
May	3,023	
June	3,023	

### QUALITY

	Quantity	Base Number	Contract	AT	Region	England
% of FP17s for the same patient ID Re-attending within 3 months - Children	3	212	1.4%	10.6%	11.6%	12.0%
% of FP17s for the same patient ID Re-attending within 3 months - Adults	2	258	0.8%	14.9%	15.9%	16.0%
% of FP17s for the same patient ID Re-attending between 3 & 9 months - Children	117	212	55.2%	59.9%	60.4%	58.0%
% of FP17s for the same patient ID Re-attending between 3 & 9 months - Adults	46	258	17.8%	52.2%	52.3%	50.9%
% of FP17s for Band 1 Urgent Courses	12	427	2.8%	10.0%	9.5%	9.1%
% of FP17s Relating to Free Repair or Replacements	1	427	0.2%	0.6%	0.7%	0.8%
% of FP17s Relating to Continuations	1	427	0.2%	1.1%	1.0%	1.1%
% of Patients satisfied with the dentistry they have received	2	2	N/A	93.1%	91.9%	91.7%
% of Patients satisfied with the time they had to wait for an appointment	2	2	N/A	87.9%	88.0%	88.0%

\* This is based on patients treated on this contract for their most recent course of treatment. Figures in italics indicate the base number of FP17s or Patient Questionnaire responses are less than 100. N/A is shown where the base number of responses is less than 10 during the period. % is calculated as Quantity/Base number\*100

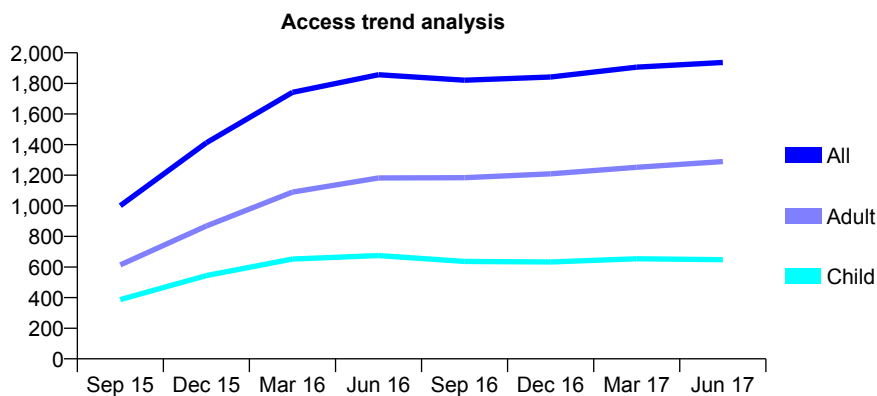
## Q70 - Vital Signs At a Glance Contract Report for 147133/0001 - June 2017

Name or company name	Mr John Cobley
Contract type name	GDS Contract
Purpose of contract	General
Contract start date	01/04/2015
Contract end date	

17/18 Contracted general activity (UDA)	2,883
Carry forward general activity (UDA)	0
17/18 Contracted orthodontic activity (UOA)	0
Carry forward orthodontic activity (UOA)	0
Baseline contract value	£67,129.09

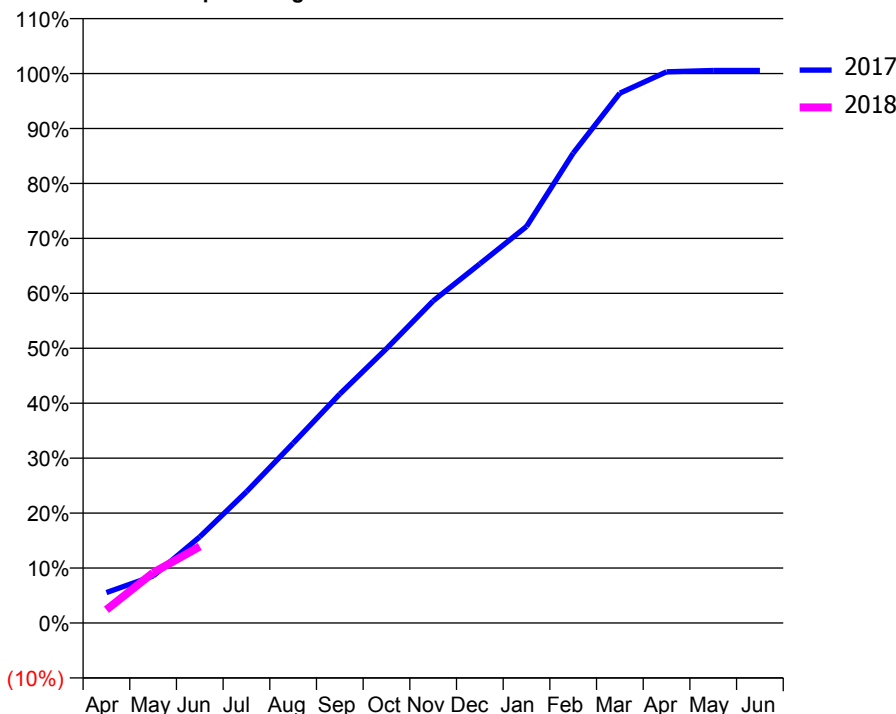
### ACCESS\*

Patients seen in 24 months	Total	Change since previous quarter
Quarter ending June 2016	1,857	
Quarter ending September 2016	1,821	↓
Quarter ending December 2016	1,842	→
Quarter ending March 2017	1,906	↑
Quarter ending June 2017	1,937	→
<b>Variance since June 2016</b>	<b>4.3%</b>	<b>↑</b>



### ACTIVITY

Cumulative percentage of contracted UDA delivered 2017 & 2018



Adjusted Scheduled Activity (UDA)

Month	2017	2018
April	160	69
May	246	264
June	453	401
July	689	
August	943	
September	1,202	
October	1,440	
November	1,690	
December	1,885	
January	2,080	
February	2,465	
March	2,780	
April	2,892	
May	2,899	
June	2,899	

### QUALITY

	Quantity	Base Number	Contract	AT	Region	England
% of FP17s for the same patient ID Re-attending within 3 months - Children	9	175	5.1%	10.6%	11.6%	12.0%
% of FP17s for the same patient ID Re-attending within 3 months - Adults	56	397	14.1%	14.9%	15.9%	16.0%
% of FP17s for the same patient ID Re-attending between 3 & 9 months - Children	57	175	32.6%	59.9%	60.4%	58.0%
% of FP17s for the same patient ID Re-attending between 3 & 9 months - Adults	115	397	29.0%	52.2%	52.3%	50.9%
% of FP17s for Band 1 Urgent Courses	20	250	8.0%	10.0%	9.5%	9.1%
% of FP17s Relating to Free Repair or Replacements	2	250	0.8%	0.6%	0.7%	0.8%
% of FP17s Relating to Continuations	2	250	0.8%	1.1%	1.0%	1.1%
% of Patients satisfied with the dentistry they have received	4	4	N/A	93.1%	91.9%	91.7%
% of Patients satisfied with the time they had to wait for an appointment	3	4	N/A	87.9%	88.0%	88.0%

\* This is based on patients treated on this contract for their most recent course of treatment. Figures in italics indicate the base number of FP17s or Patient Questionnaire responses are less than 100. N/A is shown where the base number of responses is less than 10 during the period. % is calculated as Quantity/Base number\*100

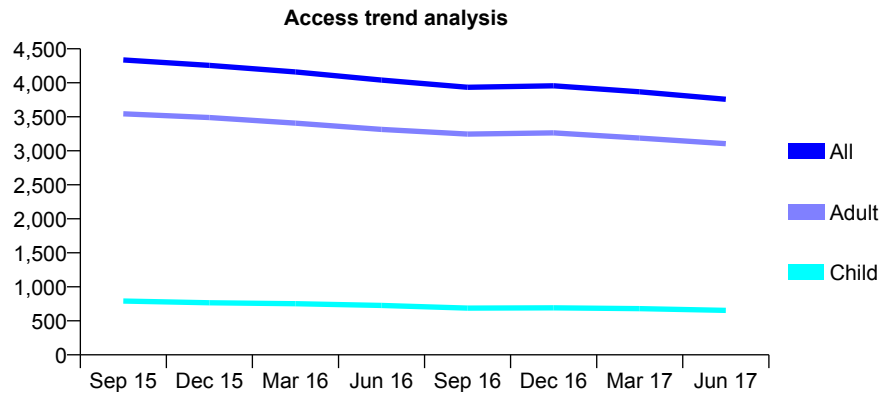
## Q70 - Vital Signs At a Glance Contract Report for 147435/0001 - June 2017

Name or company name	Fieldream Ltd
Contract type name	GDS Contract
Purpose of contract	General
Contract start date	01/08/2007
Contract end date	

17/18 Contracted general activity (UDA)	13,238
Carry forward general activity (UDA)	0
17/18 Contracted orthodontic activity (UOA)	0
Carry forward orthodontic activity (UOA)	0
Baseline contract value	£288,569.32

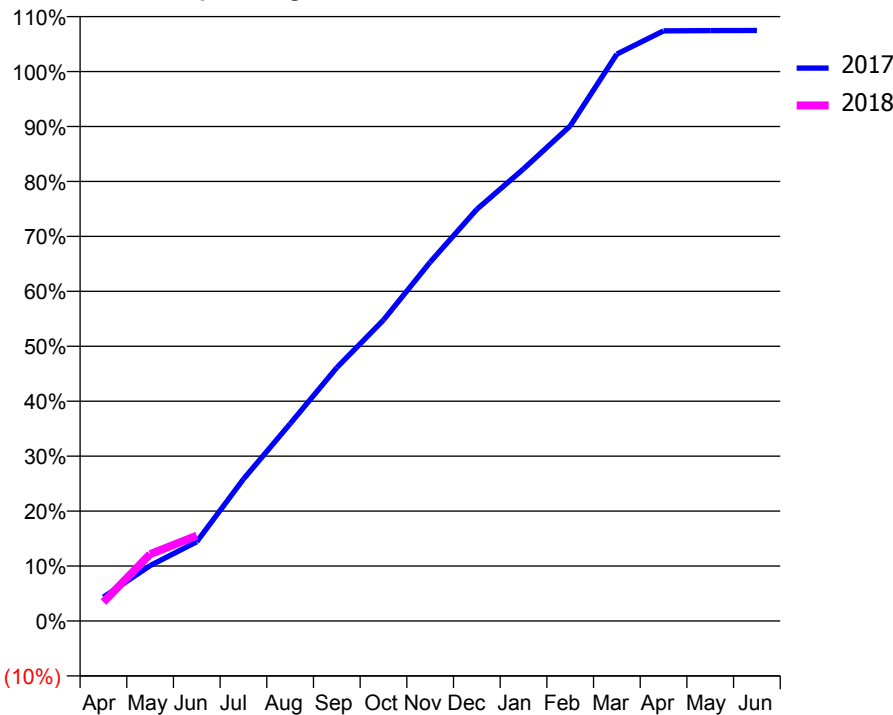
### ACCESS\*

Patients seen in 24 months	Total	Change since previous quarter
Quarter ending June 2016	4,041	
Quarter ending September 2016	3,934	↓
Quarter ending December 2016	3,955	→
Quarter ending March 2017	3,867	↓
Quarter ending June 2017	3,758	↓
<b>Variance since June 2016</b>	<b>(7.0%)</b>	<b>↓</b>



### ACTIVITY

Cumulative percentage of contracted UDA delivered 2017 & 2018



Month	Adjusted Scheduled Activity (UDA)	
	2017	2018
April	577	459
May	1,335	1,611
June	1,909	2,056
July	3,420	
August	4,753	
September	6,107	
October	7,251	
November	8,645	
December	9,917	
January	10,893	
February	11,926	
March	13,659	
April	14,218	
May	14,222	
June	14,225	

### QUALITY

	Quantity	Base Number	Contract	AT	Region	England
% of FP17s for the same patient ID Re-attending within 3 months - Children	17	219	7.8%	10.6%	11.6%	12.0%
% of FP17s for the same patient ID Re-attending within 3 months - Adults	119	927	12.8%	14.9%	15.9%	16.0%
% of FP17s for the same patient ID Re-attending between 3 & 9 months - Children	156	219	71.2%	59.9%	60.4%	58.0%
% of FP17s for the same patient ID Re-attending between 3 & 9 months - Adults	638	927	68.8%	52.2%	52.3%	50.9%
% of FP17s for Band 1 Urgent Courses	17	904	1.9%	10.0%	9.5%	9.1%
% of FP17s Relating to Free Repair or Replacements	1	904	0.1%	0.6%	0.7%	0.8%
% of FP17s Relating to Continuations	7	904	0.8%	1.1%	1.0%	1.1%
% of Patients satisfied with the dentistry they have received	19	20	95.0%	93.1%	91.9%	91.7%
% of Patients satisfied with the time they had to wait for an appointment	19	20	95.0%	87.9%	88.0%	88.0%

\* This is based on patients treated on this contract for their most recent course of treatment. Figures in italics indicate the base number of FP17s or Patient Questionnaire responses are less than 100. N/A is shown where the base number of responses is less than 10 during the period. % is calculated as Quantity/Base number\*100

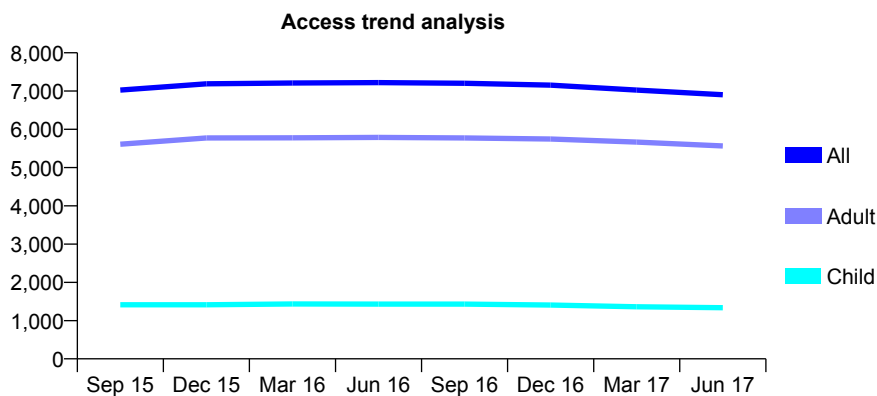
## Q70 - Vital Signs At a Glance Contract Report for 149802/0001 - June 2017

Name or company name	Dental Care Centre
Contract type name	GDS Contract
Purpose of contract	General
Contract start date	01/11/2009
Contract end date	

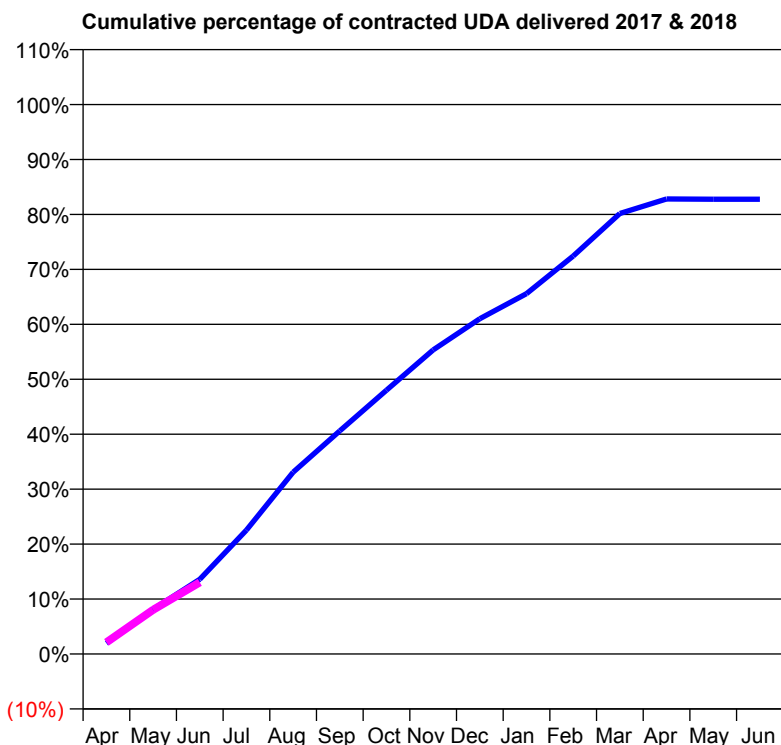
17/18 Contracted general activity (UDA)	23,000
Carry forward general activity (UDA)	0
17/18 Contracted orthodontic activity (UOA)	0
Carry forward orthodontic activity (UOA)	0
Baseline contract value	£571,074.32

### ACCESS\*

Patients seen in 24 months	Total	Change since previous quarter
Quarter ending June 2016	7,220	
Quarter ending September 2016	7,203	→
Quarter ending December 2016	7,153	→
Quarter ending March 2017	7,027	↓
Quarter ending June 2017	6,903	↓
<b>Variance since June 2016</b>	<b>(4.4%)</b>	<b>↓</b>



### ACTIVITY



Month	Adjusted Scheduled Activity (UDA)	
	2017	2018
April	445	487
May	1,850	1,849
June	3,093	3,001
July	5,131	
August	7,530	
September	9,238	
October	10,925	
November	12,591	
December	13,882	
January	14,918	
February	16,479	
March	18,236	
April	18,841	
May	18,830	
June	18,831	

### QUALITY

	Quantity	Base Number	Contract	AT	Region	England
% of FP17s for the same patient ID Re-attending within 3 months - Children	10	329	3.0%	10.6%	11.6%	12.0%
% of FP17s for the same patient ID Re-attending within 3 months - Adults	143	1,433	10.0%	14.9%	15.9%	16.0%
% of FP17s for the same patient ID Re-attending between 3 & 9 months - Children	246	329	74.8%	59.9%	60.4%	58.0%
% of FP17s for the same patient ID Re-attending between 3 & 9 months - Adults	968	1,433	67.6%	52.2%	52.3%	50.9%
% of FP17s for Band 1 Urgent Courses	91	1,516	6.0%	10.0%	9.5%	9.1%
% of FP17s Relating to Free Repair or Replacements	20	1,516	1.3%	0.6%	0.7%	0.8%
% of FP17s Relating to Continuations	5	1,516	0.3%	1.1%	1.0%	1.1%
% of Patients satisfied with the dentistry they have received	12	14	85.7%	93.1%	91.9%	91.7%
% of Patients satisfied with the time they had to wait for an appointment	10	14	71.4%	87.9%	88.0%	88.0%

\* This is based on patients treated on this contract for their most recent course of treatment. Figures in italics indicate the base number of FP17s or Patient Questionnaire responses are less than 100. N/A is shown where the base number of responses is less than 10 during the period. % is calculated as Quantity/Base number\*100

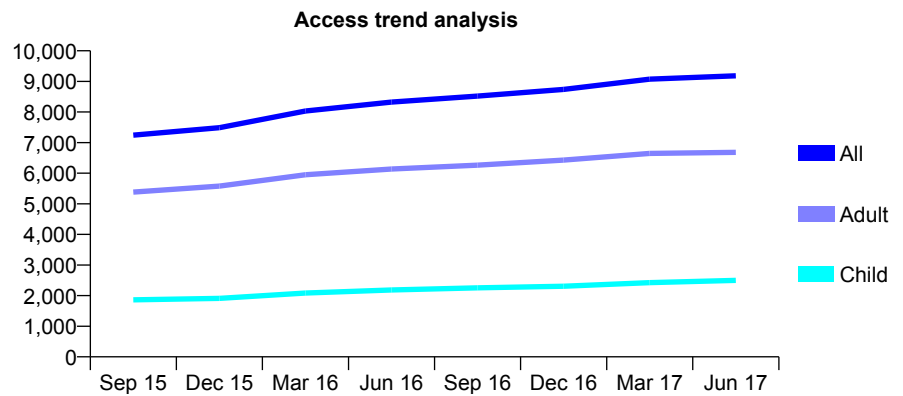
## Q70 - Vital Signs At a Glance Contract Report for 149802/0003 - June 2017

Name or company name	Dental Care Centre
Contract type name	GDS Contract
Purpose of contract	General
Contract start date	15/06/2010
Contract end date	

17/18 Contracted general activity (UDA)	23,000
Carry forward general activity (UDA)	0
17/18 Contracted orthodontic activity (UOA)	0
Carry forward orthodontic activity (UOA)	0
Baseline contract value	£575,507.96

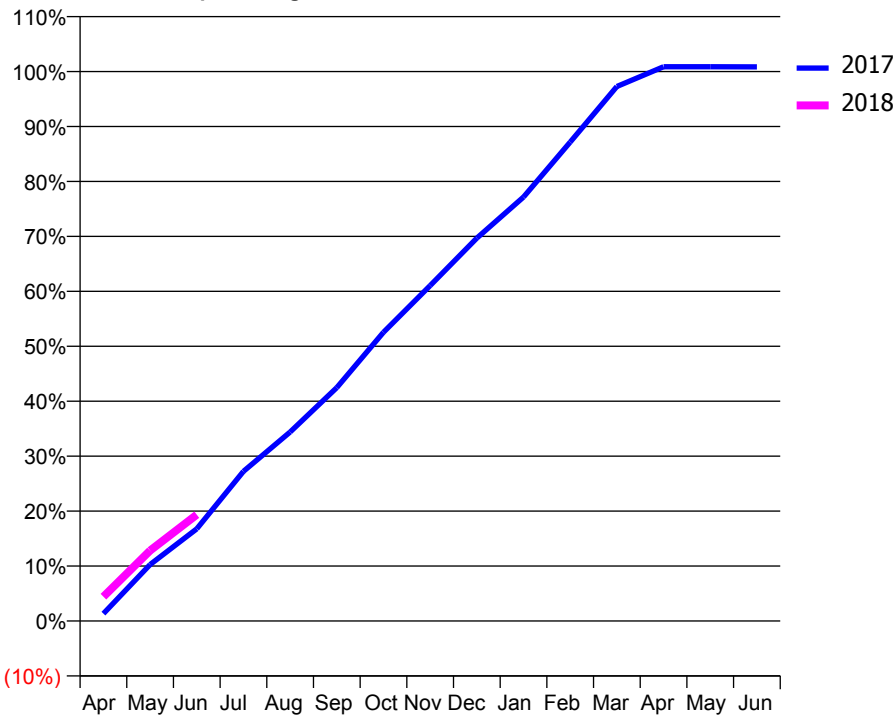
### ACCESS\*

Patients seen in 24 months	Total	Change since previous quarter
Quarter ending June 2016	8,324	
Quarter ending September 2016	8,520	↑
Quarter ending December 2016	8,740	↑
Quarter ending March 2017	9,073	↑
Quarter ending June 2017	9,181	→
<b>Variance since June 2016</b>	<b>10.3%</b>	<b>↑</b>



### ACTIVITY

Cumulative percentage of contracted UDA delivered 2017 & 2018



Month	Adjusted Scheduled Activity (UDA)	
	2017	2018
April	309	1,021
May	2,339	2,949
June	3,816	4,452
July	6,199	
August	7,828	
September	9,666	
October	11,955	
November	13,889	
December	15,854	
January	17,552	
February	19,827	
March	22,131	
April	22,947	
May	22,948	
June	22,941	

### QUALITY

	Quantity	Base Number	Contract	AT	Region	England
% of FP17s for the same patient ID Re-attending within 3 months - Children	56	829	6.8%	10.6%	11.6%	12.0%
% of FP17s for the same patient ID Re-attending within 3 months - Adults	262	1,985	13.2%	14.9%	15.9%	16.0%
% of FP17s for the same patient ID Re-attending between 3 & 9 months - Children	468	829	56.5%	59.9%	60.4%	58.0%
% of FP17s for the same patient ID Re-attending between 3 & 9 months - Adults	1,124	1,985	56.6%	52.2%	52.3%	50.9%
% of FP17s for Band 1 Urgent Courses	175	2,359	7.4%	10.0%	9.5%	9.1%
% of FP17s Relating to Free Repair or Replacements	16	2,359	0.7%	0.6%	0.7%	0.8%
% of FP17s Relating to Continuations	16	2,359	0.7%	1.1%	1.0%	1.1%
% of Patients satisfied with the dentistry they have received	6	8	N/A	93.1%	91.9%	91.7%
% of Patients satisfied with the time they had to wait for an appointment	7	8	N/A	87.9%	88.0%	88.0%

\* This is based on patients treated on this contract for their most recent course of treatment. Figures in italics indicate the base number of FP17s or Patient Questionnaire responses are less than 100. N/A is shown where the base number of responses is less than 10 during the period. % is calculated as Quantity/Base number\*100



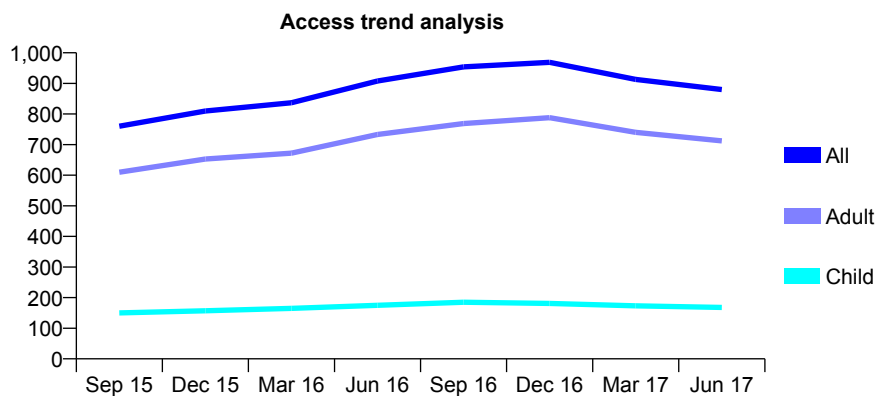
## Q70 - Vital Signs At a Glance Contract Report for 151041/0001 - June 2017

Name or company name	Dr Sravan Arcot
Contract type name	GDS Contract
Purpose of contract	General
Contract start date	05/12/2014
Contract end date	

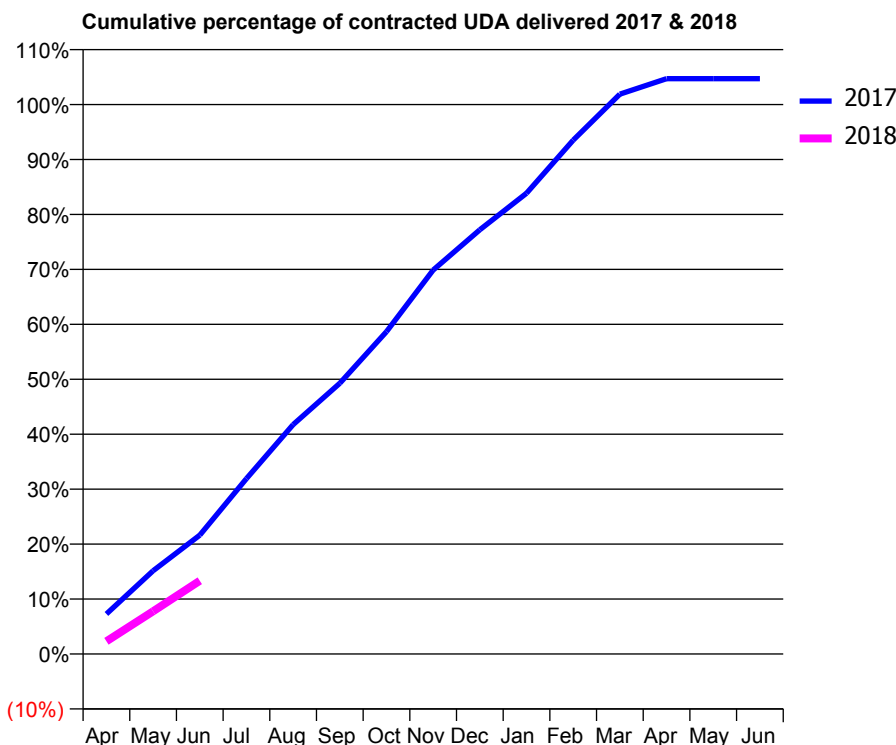
17/18 Contracted general activity (UDA)	3,587
Carry forward general activity (UDA)	0
17/18 Contracted orthodontic activity (UOA)	0
Carry forward orthodontic activity (UOA)	0
Baseline contract value	£102,598.24

### ACCESS\*

Patients seen in 24 months	Total	Change since previous quarter
Quarter ending June 2016	908	
Quarter ending September 2016	954	↑
Quarter ending December 2016	969	→
Quarter ending March 2017	913	↓
Quarter ending June 2017	880	↓
<b>Variance since June 2016</b>	<b>(3.1%)</b>	<b>↓</b>



### ACTIVITY



Month	Adjusted Scheduled Activity (UDA)	
	2017	2018
April	262	83
May	544	279
June	776	479
July	1,145	
August	1,498	
September	1,768	
October	2,104	
November	2,506	
December	2,770	
January	3,008	
February	3,354	
March	3,655	
April	3,756	
May	3,756	
June	3,756	

### QUALITY

	Quantity	Base Number	Contract	AT	Region	England
% of FP17s for the same patient ID Re-attending within 3 months - Children	6	55	10.9%	10.6%	11.6%	12.0%
% of FP17s for the same patient ID Re-attending within 3 months - Adults	39	213	18.3%	14.9%	15.9%	16.0%
% of FP17s for the same patient ID Re-attending between 3 & 9 months - Children	30	55	54.5%	59.9%	60.4%	58.0%
% of FP17s for the same patient ID Re-attending between 3 & 9 months - Adults	94	213	44.1%	52.2%	52.3%	50.9%
% of FP17s for Band 1 Urgent Courses	33	241	13.7%	10.0%	9.5%	9.1%
% of FP17s Relating to Free Repair or Replacements	6	241	2.5%	0.6%	0.7%	0.8%
% of FP17s Relating to Continuations	1	241	0.4%	1.1%	1.0%	1.1%
% of Patients satisfied with the dentistry they have received	1	1	N/A	93.1%	91.9%	91.7%
% of Patients satisfied with the time they had to wait for an appointment	1	1	N/A	87.9%	88.0%	88.0%

\* This is based on patients treated on this contract for their most recent course of treatment. Figures in italics indicate the base number of FP17s or Patient Questionnaire responses are less than 100. N/A is shown where the base number of responses is less than 10 during the period. % is calculated as Quantity/Base number\*100

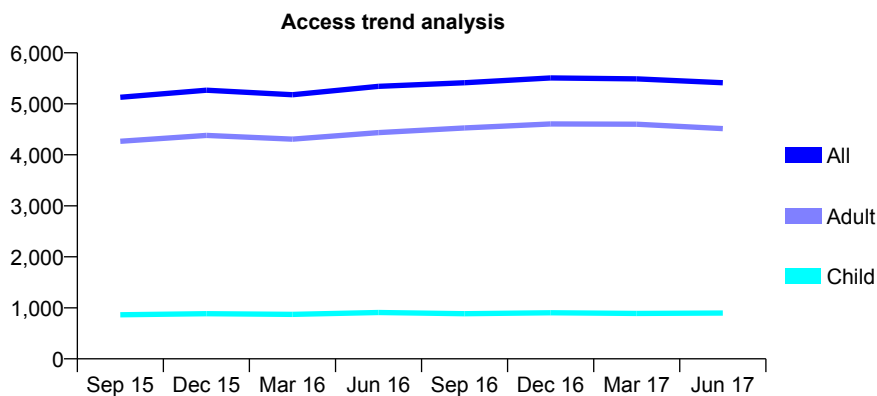
## Q70 - Vital Signs At a Glance Contract Report for 155020/0001 - June 2017

Name or company name	Old Christchurch Road Partnership
Contract type name	GDS Contract
Purpose of contract	General
Contract start date	01/04/2006
Contract end date	

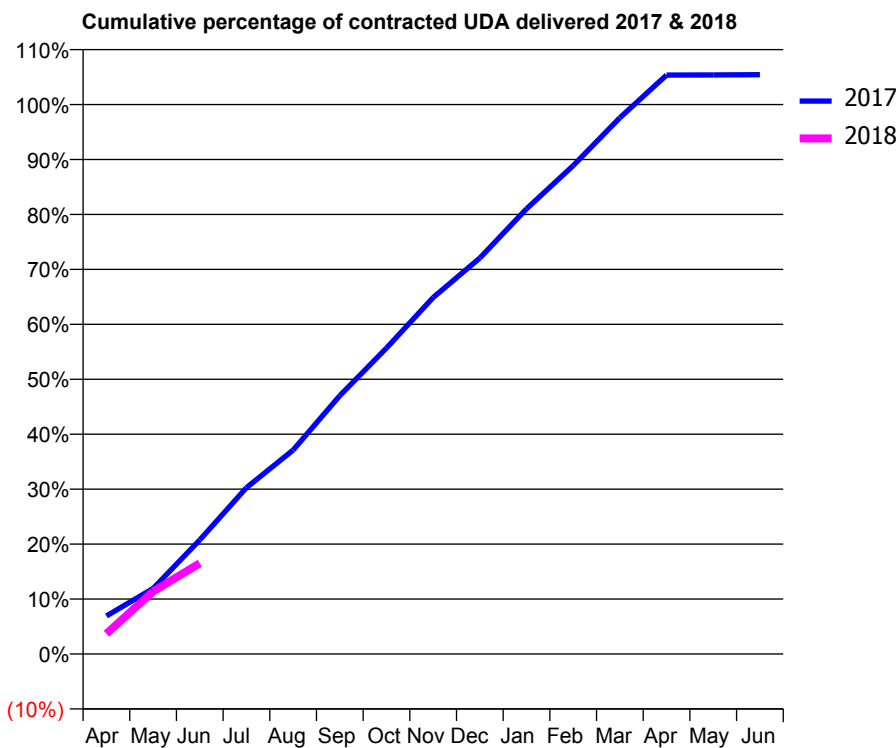
17/18 Contracted general activity (UDA)	15,383
Carry forward general activity (UDA)	0
17/18 Contracted orthodontic activity (UOA)	0
Carry forward orthodontic activity (UOA)	0
Baseline contract value	£457,284.08

### ACCESS\*

Patients seen in 24 months	Total	Change since previous quarter
Quarter ending June 2016	5,343	
Quarter ending September 2016	5,412	→
Quarter ending December 2016	5,508	→
Quarter ending March 2017	5,489	→
Quarter ending June 2017	5,413	↓
<b>Variance since June 2016</b>	<b>1.3%</b>	<b>→</b>



### ACTIVITY



Month	Adjusted Scheduled Activity (UDA)	
	2017	2018
April	1,065	571
May	1,835	1,753
June	3,195	2,539
July	4,658	
August	5,708	
September	7,233	
October	8,567	
November	9,981	
December	11,083	
January	12,461	
February	13,671	
March	15,013	
April	16,206	
May	16,209	
June	16,218	

### QUALITY

	Quantity	Base Number	Contract	AT	Region	England
% of FP17s for the same patient ID Re-attending within 3 months - Children	24	315	7.6%	10.6%	11.6%	12.0%
% of FP17s for the same patient ID Re-attending within 3 months - Adults	159	1,336	11.9%	14.9%	15.9%	16.0%
% of FP17s for the same patient ID Re-attending between 3 & 9 months - Children	179	315	56.8%	59.9%	60.4%	58.0%
% of FP17s for the same patient ID Re-attending between 3 & 9 months - Adults	706	1,336	52.8%	52.2%	52.3%	50.9%
% of FP17s for Band 1 Urgent Courses	70	1,240	5.6%	10.0%	9.5%	9.1%
% of FP17s Relating to Free Repair or Replacements	6	1,240	0.5%	0.6%	0.7%	0.8%
% of FP17s Relating to Continuations	18	1,240	1.5%	1.1%	1.0%	1.1%
% of Patients satisfied with the dentistry they have received	7	7	N/A	93.1%	91.9%	91.7%
% of Patients satisfied with the time they had to wait for an appointment	7	7	N/A	87.9%	88.0%	88.0%

\* This is based on patients treated on this contract for their most recent course of treatment. Figures in italics indicate the base number of FP17s or Patient Questionnaire responses are less than 100. N/A is shown where the base number of responses is less than 10 during the period. % is calculated as Quantity/Base number\*100

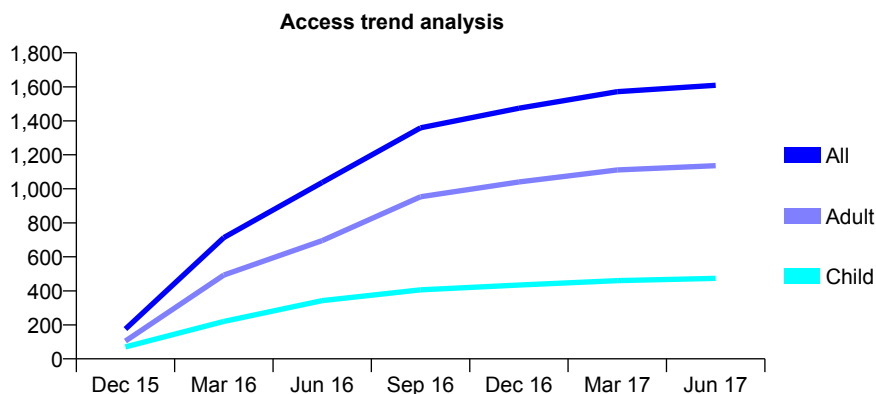
## Q70 - Vital Signs At a Glance Contract Report for 156884/0001 - June 2017

Name or company name	West End Smile Centre Limited
Contract type name	GDS Contract
Purpose of contract	General
Contract start date	01/11/2015
Contract end date	

17/18 Contracted general activity (UDA)	4,828
Carry forward general activity (UDA)	0
17/18 Contracted orthodontic activity (UOA)	0
Carry forward orthodontic activity (UOA)	0
Baseline contract value	£115,538.54

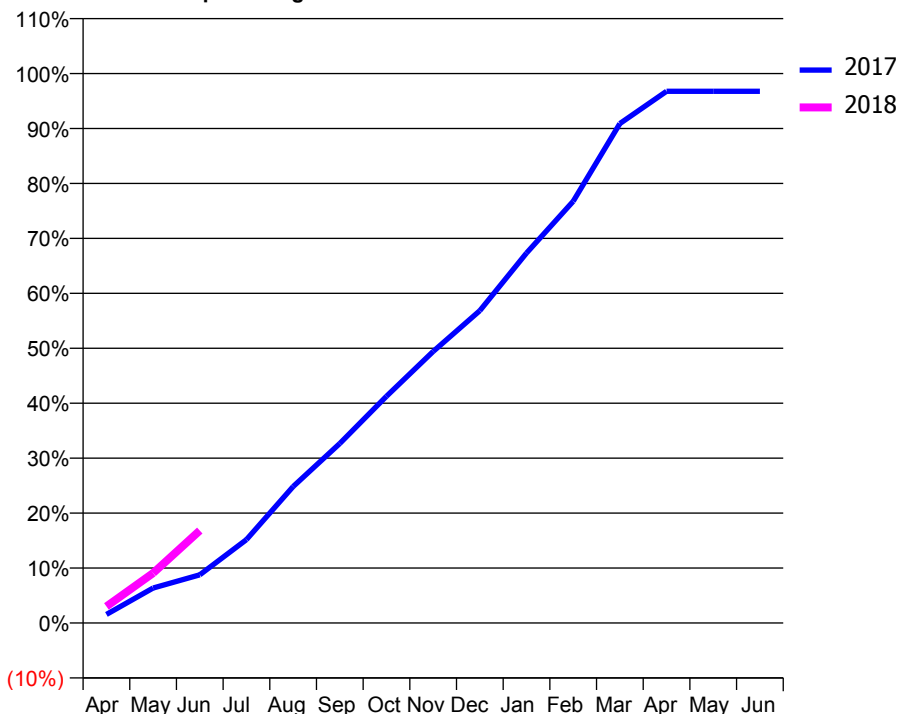
### ACCESS\*

Patients seen in 24 months	Total	Change since previous quarter
Quarter ending June 2016	1,037	
Quarter ending September 2016	1,359	↑
Quarter ending December 2016	1,474	↑
Quarter ending March 2017	1,571	↑
Quarter ending June 2017	1,609	↑
<b>Variance since June 2016</b>	<b>55.2%</b>	<b>↑</b>



### ACTIVITY

**Cumulative percentage of contracted UDA delivered 2017 & 2018**



**Adjusted Scheduled Activity (UDA)**

Month	2017	2018
April	76	146
May	307	439
June	423	812
July	733	
August	1,200	
September	1,577	
October	1,993	
November	2,385	
December	2,744	
January	3,251	
February	3,706	
March	4,388	
April	4,671	
May	4,671	
June	4,671	

### QUALITY

	Quantity	Base Number	Contract	AT	Region	England
% of FP17s for the same patient ID Re-attending within 3 months - Children	4	160	2.5%	10.6%	11.6%	12.0%
% of FP17s for the same patient ID Re-attending within 3 months - Adults	34	279	12.2%	14.9%	15.9%	16.0%
% of FP17s for the same patient ID Re-attending between 3 & 9 months - Children	91	160	56.9%	59.9%	60.4%	58.0%
% of FP17s for the same patient ID Re-attending between 3 & 9 months - Adults	92	279	33.0%	52.2%	52.3%	50.9%
% of FP17s for Band 1 Urgent Courses	11	333	3.3%	10.0%	9.5%	9.1%
% of FP17s Relating to Free Repair or Replacements	2	333	0.6%	0.6%	0.7%	0.8%
% of FP17s Relating to Continuations	2	333	0.6%	1.1%	1.0%	1.1%
% of Patients satisfied with the dentistry they have received	13	13	100.0%	93.1%	91.9%	91.7%
% of Patients satisfied with the time they had to wait for an appointment	13	13	100.0%	87.9%	88.0%	88.0%

\* This is based on patients treated on this contract for their most recent course of treatment. Figures in italics indicate the base number of FP17s or Patient Questionnaire responses are less than 100. N/A is shown where the base number of responses is less than 10 during the period. % is calculated as Quantity/Base number\*100

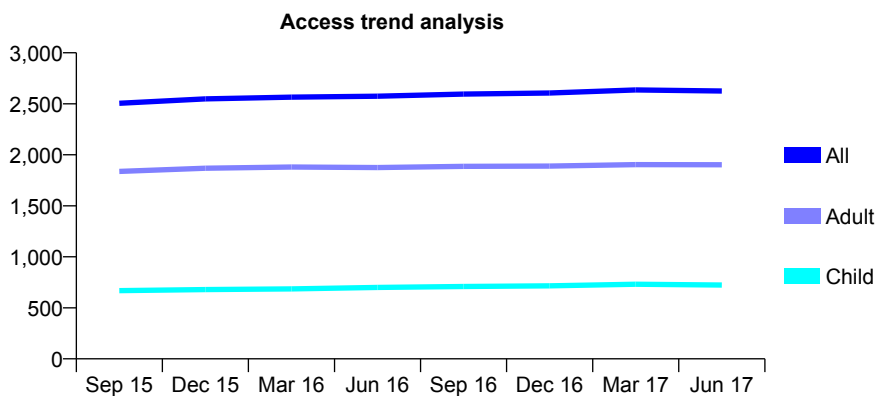
## Q70 - Vital Signs At a Glance Contract Report for 158720/0001 - June 2017

Name or company name	Mr A Dargahi
Contract type name	GDS Contract
Purpose of contract	General
Contract start date	13/04/2009
Contract end date	

17/18 Contracted general activity (UDA)	7,168
Carry forward general activity (UDA)	0
17/18 Contracted orthodontic activity (UOA)	0
Carry forward orthodontic activity (UOA)	0
Baseline contract value	£241,862.28

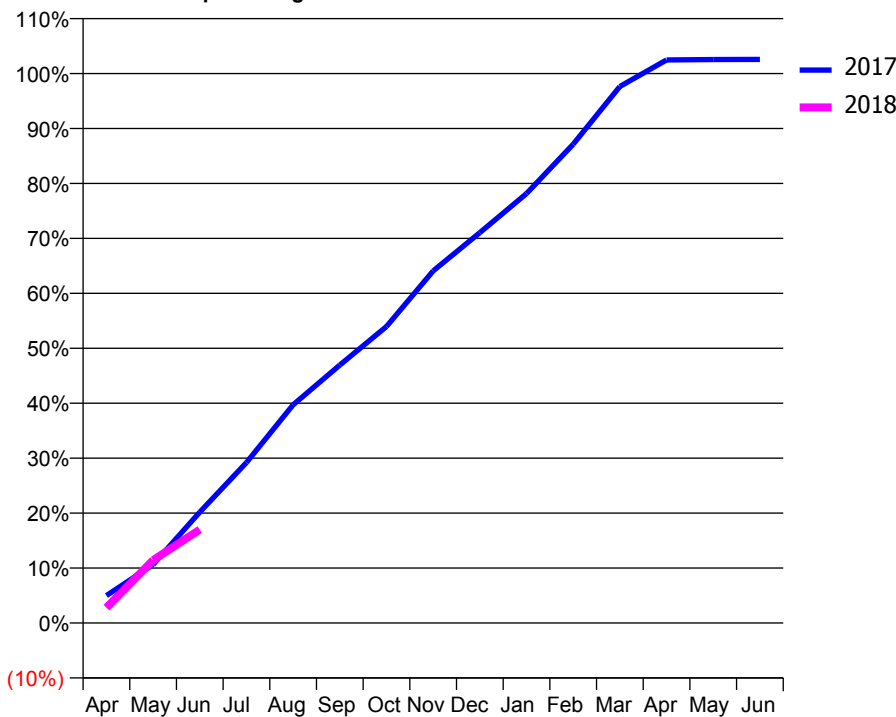
### ACCESS\*

Patients seen in 24 months	Total	Change since previous quarter
Quarter ending June 2016	2,575	
Quarter ending September 2016	2,596	→
Quarter ending December 2016	2,606	→
Quarter ending March 2017	2,636	→
Quarter ending June 2017	2,626	→
<b>Variance since June 2016</b>	<b>2.0%</b>	<b>→</b>



### ACTIVITY

Cumulative percentage of contracted UDA delivered 2017 & 2018



Month	Adjusted Scheduled Activity (UDA)	
	2017	2018
April	358	201
May	763	820
June	1,447	1,219
July	2,093	
August	2,847	
September	3,366	
October	3,868	
November	4,594	
December	5,093	
January	5,601	
February	6,245	
March	6,998	
April	7,344	
May	7,350	
June	7,352	

### QUALITY

	Quantity	Base Number	Contract	AT	Region	England
% of FP17s for the same patient ID Re-attending within 3 months - Children	15	240	6.3%	10.6%	11.6%	12.0%
% of FP17s for the same patient ID Re-attending within 3 months - Adults	75	572	13.1%	14.9%	15.9%	16.0%
% of FP17s for the same patient ID Re-attending between 3 & 9 months - Children	115	240	47.9%	59.9%	60.4%	58.0%
% of FP17s for the same patient ID Re-attending between 3 & 9 months - Adults	276	572	48.3%	52.2%	52.3%	50.9%
% of FP17s for Band 1 Urgent Courses	66	655	10.1%	10.0%	9.5%	9.1%
% of FP17s Relating to Free Repair or Replacements	0	655	0.0%	0.6%	0.7%	0.8%
% of FP17s Relating to Continuations	10	655	1.5%	1.1%	1.0%	1.1%
% of Patients satisfied with the dentistry they have received	5	5	N/A	93.1%	91.9%	91.7%
% of Patients satisfied with the time they had to wait for an appointment	5	5	N/A	87.9%	88.0%	88.0%

\* This is based on patients treated on this contract for their most recent course of treatment. Figures in italics indicate the base number of FP17s or Patient Questionnaire responses are less than 100. N/A is shown where the base number of responses is less than 10 during the period. % is calculated as Quantity/Base number\*100

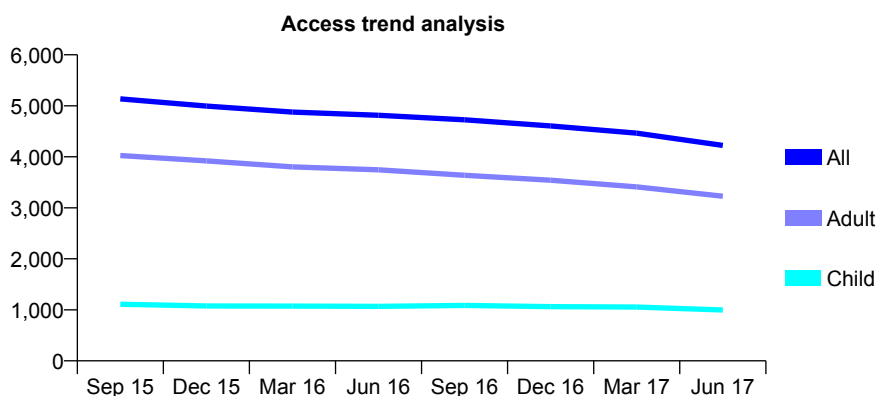
## Q70 - Vital Signs At a Glance Contract Report for 159239/0001 - June 2017

Name or company name	South England Dental Practice Partnership
Contract type name	GDS Contract
Purpose of contract	General
Contract start date	01/05/2013
Contract end date	

17/18 Contracted general activity (UDA)	17,500
Carry forward general activity (UDA)	0
17/18 Contracted orthodontic activity (UOA)	0
Carry forward orthodontic activity (UOA)	0
Baseline contract value	£444,207.07

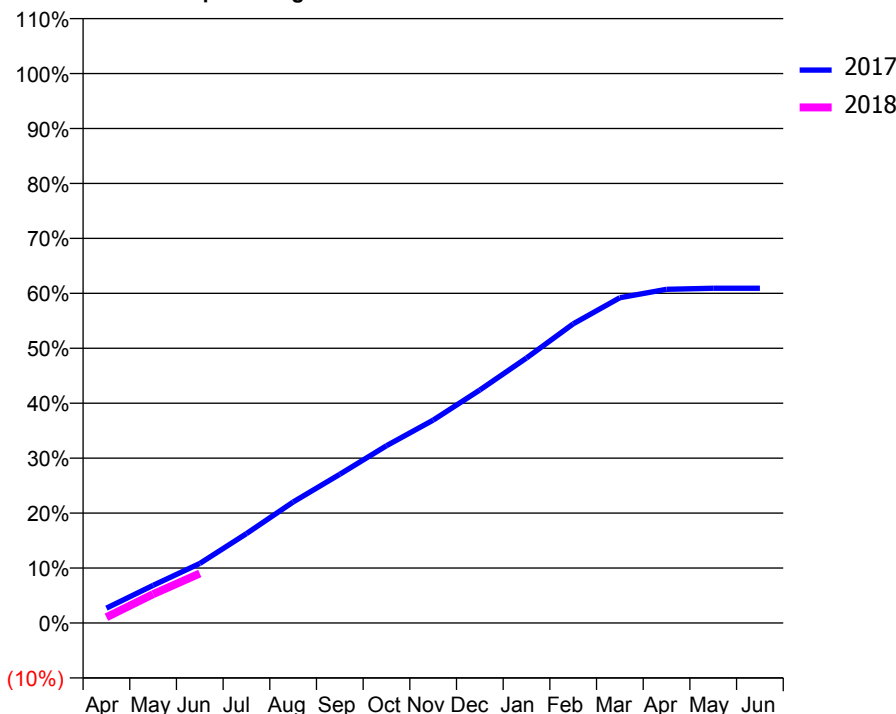
### ACCESS\*

Patients seen in 24 months	Total	Change since previous quarter
Quarter ending June 2016	4,814	
Quarter ending September 2016	4,726	↓
Quarter ending December 2016	4,604	↓
Quarter ending March 2017	4,465	↓
Quarter ending June 2017	4,224	↓
<b>Variance since June 2016</b>	<b>(12.3%)</b>	<b>↓</b>



### ACTIVITY

Cumulative percentage of contracted UDA delivered 2017 & 2018



Adjusted Scheduled Activity (UDA)

Month	2017	2018
April	473	187
May	1,201	920
June	1,897	1,579
July	2,848	
August	3,852	
September	4,736	
October	5,646	
November	6,460	
December	7,421	
January	8,442	
February	9,529	
March	10,362	
April	10,628	
May	10,660	
June	10,660	

### QUALITY

	Quantity	Base Number	Contract	AT	Region	England
% of FP17s for the same patient ID Re-attending within 3 months - Children	9	206	4.4%	10.6%	11.6%	12.0%
% of FP17s for the same patient ID Re-attending within 3 months - Adults	102	685	14.9%	14.9%	15.9%	16.0%
% of FP17s for the same patient ID Re-attending between 3 & 9 months - Children	101	206	49.0%	59.9%	60.4%	58.0%
% of FP17s for the same patient ID Re-attending between 3 & 9 months - Adults	257	685	37.5%	52.2%	52.3%	50.9%
% of FP17s for Band 1 Urgent Courses	274	750	36.5%	10.0%	9.5%	9.1%
% of FP17s Relating to Free Repair or Replacements	5	750	0.7%	0.6%	0.7%	0.8%
% of FP17s Relating to Continuations	1	750	0.1%	1.1%	1.0%	1.1%
% of Patients satisfied with the dentistry they have received	4	6	N/A	93.1%	91.9%	91.7%
% of Patients satisfied with the time they had to wait for an appointment	5	6	N/A	87.9%	88.0%	88.0%

\* This is based on patients treated on this contract for their most recent course of treatment. Figures in italics indicate the base number of FP17s or Patient Questionnaire responses are less than 100. N/A is shown where the base number of responses is less than 10 during the period. % is calculated as Quantity/Base number\*100

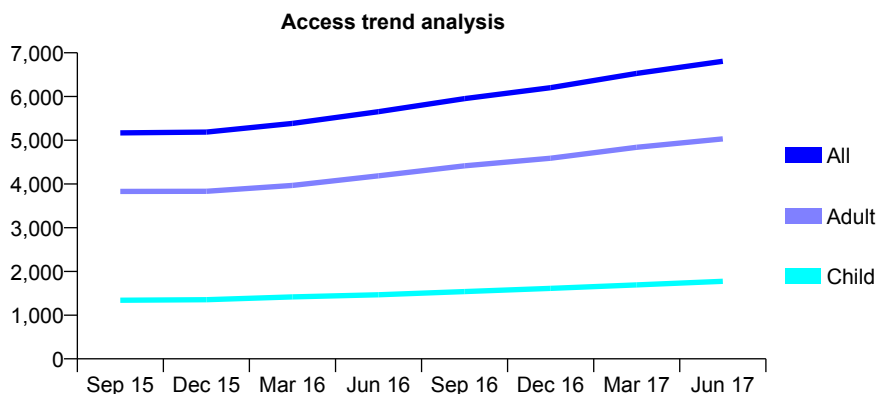
## Q70 - Vital Signs At a Glance Contract Report for 159360/0001 - June 2017

Name or company name	Smile4life Ltd
Contract type name	GDS Contract
Purpose of contract	General
Contract start date	01/12/2010
Contract end date	

17/18 Contracted general activity (UDA)	16,230
Carry forward general activity (UDA)	0
17/18 Contracted orthodontic activity (UOA)	0
Carry forward orthodontic activity (UOA)	0
Baseline contract value	£423,084.75

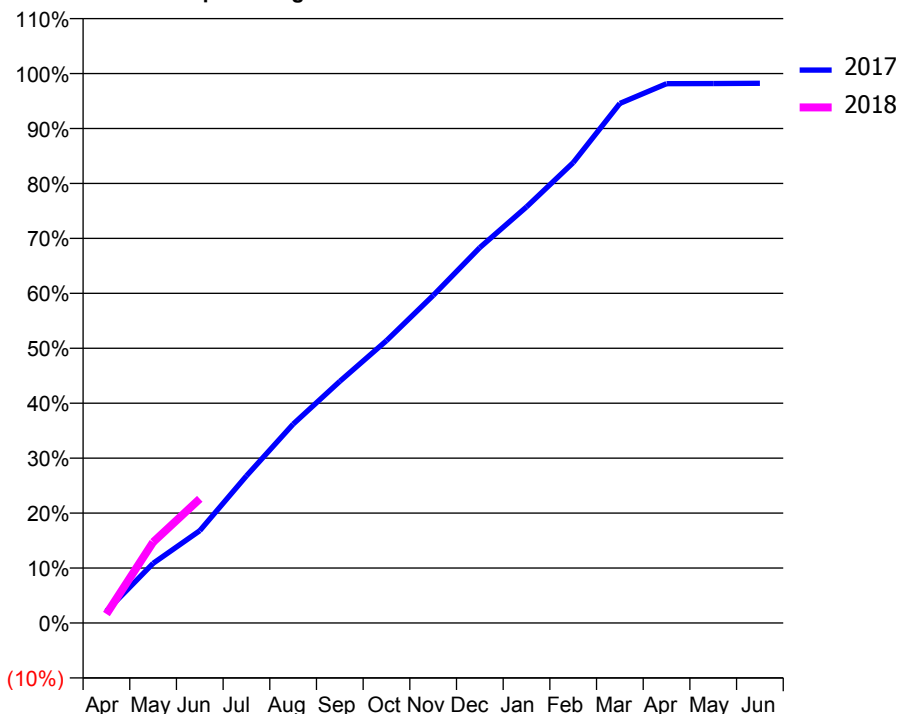
### ACCESS\*

Patients seen in 24 months	Total	Change since previous quarter
Quarter ending June 2016	5,652	
Quarter ending September 2016	5,953	↑
Quarter ending December 2016	6,201	↑
Quarter ending March 2017	6,530	↑
Quarter ending June 2017	6,805	↑
<b>Variance since June 2016</b>	<b>20.4%</b>	<b>↑</b>



### ACTIVITY

Cumulative percentage of contracted UDA delivered 2017 & 2018



Month	Adjusted Scheduled Activity (UDA)	
	2017	2018
April	352	268
May	1,761	2,389
June	2,727	3,668
July	4,345	
August	5,874	
September	7,139	
October	8,339	
November	9,674	
December	11,089	
January	12,291	
February	13,599	
March	15,347	
April	15,929	
May	15,934	
June	15,942	

### QUALITY

	Quantity	Base Number	Contract	AT	Region	England
% of FP17s for the same patient ID Re-attending within 3 months - Children	36	707	5.1%	10.6%	11.6%	12.0%
% of FP17s for the same patient ID Re-attending within 3 months - Adults	240	1,793	13.4%	14.9%	15.9%	16.0%
% of FP17s for the same patient ID Re-attending between 3 & 9 months - Children	440	707	62.2%	59.9%	60.4%	58.0%
% of FP17s for the same patient ID Re-attending between 3 & 9 months - Adults	1,041	1,793	58.1%	52.2%	52.3%	50.9%
% of FP17s for Band 1 Urgent Courses	179	2,027	8.8%	10.0%	9.5%	9.1%
% of FP17s Relating to Free Repair or Replacements	17	2,027	0.8%	0.6%	0.7%	0.8%
% of FP17s Relating to Continuations	12	2,027	0.6%	1.1%	1.0%	1.1%
% of Patients satisfied with the dentistry they have received	20	21	95.2%	93.1%	91.9%	91.7%
% of Patients satisfied with the time they had to wait for an appointment	20	21	95.2%	87.9%	88.0%	88.0%

\* This is based on patients treated on this contract for their most recent course of treatment. Figures in italics indicate the base number of FP17s or Patient Questionnaire responses are less than 100. N/A is shown where the base number of responses is less than 10 during the period. % is calculated as Quantity/Base number\*100

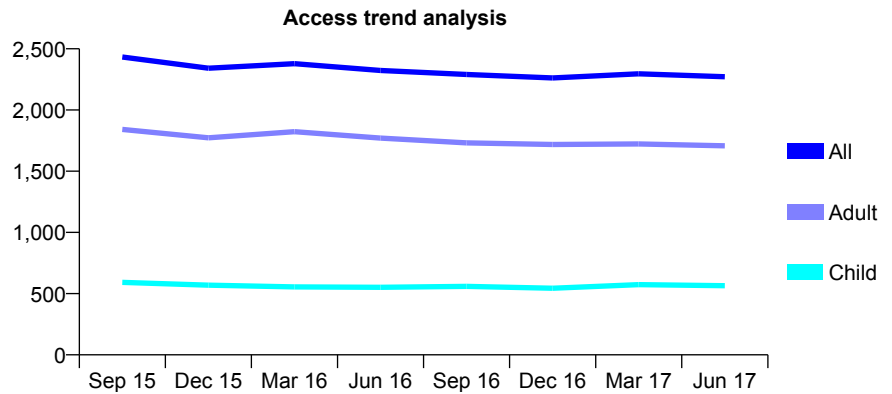
## Q70 - Vital Signs At a Glance Contract Report for 160326/0002 - June 2017

Name or company name	Burridge Dental Practice Ltd
Contract type name	GDS Contract
Purpose of contract	General
Contract start date	02/01/2012
Contract end date	

17/18 Contracted general activity (UDA)	6,100
Carry forward general activity (UDA)	0
17/18 Contracted orthodontic activity (UOA)	0
Carry forward orthodontic activity (UOA)	0
Baseline contract value	£152,133.85

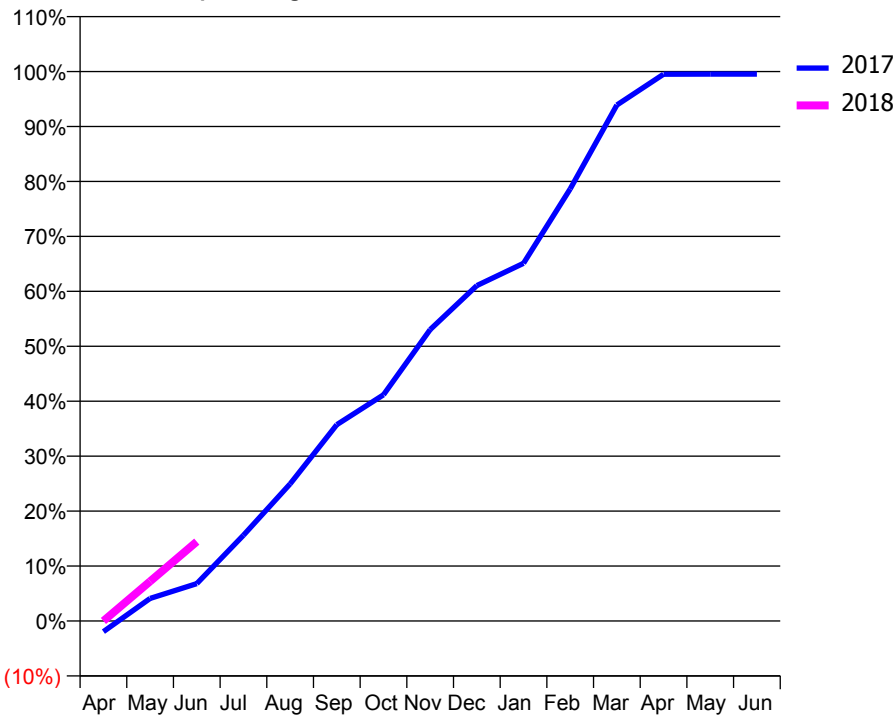
### ACCESS\*

Patients seen in 24 months	Total	Change since previous quarter
Quarter ending June 2016	2,323	
Quarter ending September 2016	2,290	↓
Quarter ending December 2016	2,262	↓
Quarter ending March 2017	2,296	→
Quarter ending June 2017	2,272	↓
<b>Variance since June 2016</b>	<b>(2.2%)</b>	<b>↓</b>



### ACTIVITY

Cumulative percentage of contracted UDA delivered 2017 & 2018



Month	Adjusted Scheduled Activity (UDA)	
	2017	2018
April	-119	0
May	250	441
June	415	882
July	952	
August	1,522	
September	2,180	
October	2,512	
November	3,235	
December	3,724	
January	3,970	
February	4,797	
March	5,729	
April	6,071	
May	6,072	
June	6,072	

### QUALITY

	Quantity	Base Number	Contract	AT	Region	England
% of FP17s for the same patient ID Re-attending within 3 months - Children	20	155	12.9%	10.6%	11.6%	12.0%
% of FP17s for the same patient ID Re-attending within 3 months - Adults	55	420	13.1%	14.9%	15.9%	16.0%
% of FP17s for the same patient ID Re-attending between 3 & 9 months - Children	92	155	59.4%	59.9%	60.4%	58.0%
% of FP17s for the same patient ID Re-attending between 3 & 9 months - Adults	230	420	54.8%	52.2%	52.3%	50.9%
% of FP17s for Band 1 Urgent Courses	23	429	5.4%	10.0%	9.5%	9.1%
% of FP17s Relating to Free Repair or Replacements	6	429	1.4%	0.6%	0.7%	0.8%
% of FP17s Relating to Continuations	15	429	3.5%	1.1%	1.0%	1.1%
% of Patients satisfied with the dentistry they have received	1	1	N/A	93.1%	91.9%	91.7%
% of Patients satisfied with the time they had to wait for an appointment	1	1	N/A	87.9%	88.0%	88.0%

\* This is based on patients treated on this contract for their most recent course of treatment. Figures in italics indicate the base number of FP17s or Patient Questionnaire responses are less than 100. N/A is shown where the base number of responses is less than 10 during the period. % is calculated as Quantity/Base number\*100

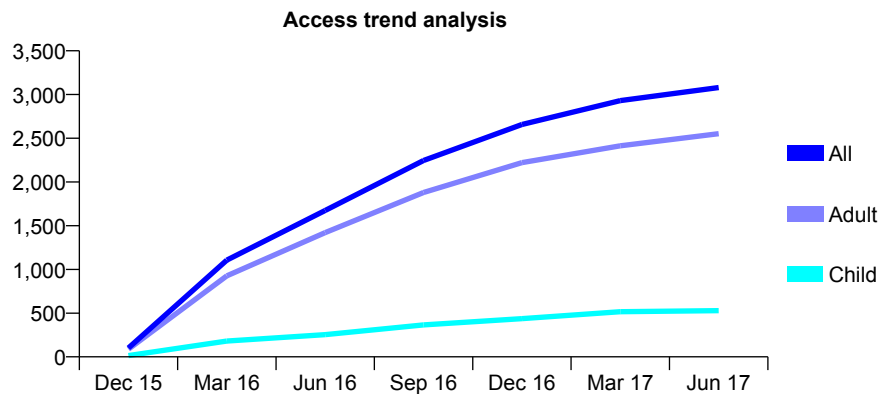
## Q70 - Vital Signs At a Glance Contract Report for 161888/0001 - June 2017

Name or company name	Hamid Alavi
Contract type name	GDS Contract
Purpose of contract	General
Contract start date	01/11/2015
Contract end date	

17/18 Contracted general activity (UDA)	13,137
Carry forward general activity (UDA)	0
17/18 Contracted orthodontic activity (UOA)	0
Carry forward orthodontic activity (UOA)	0
Baseline contract value	£289,144.10

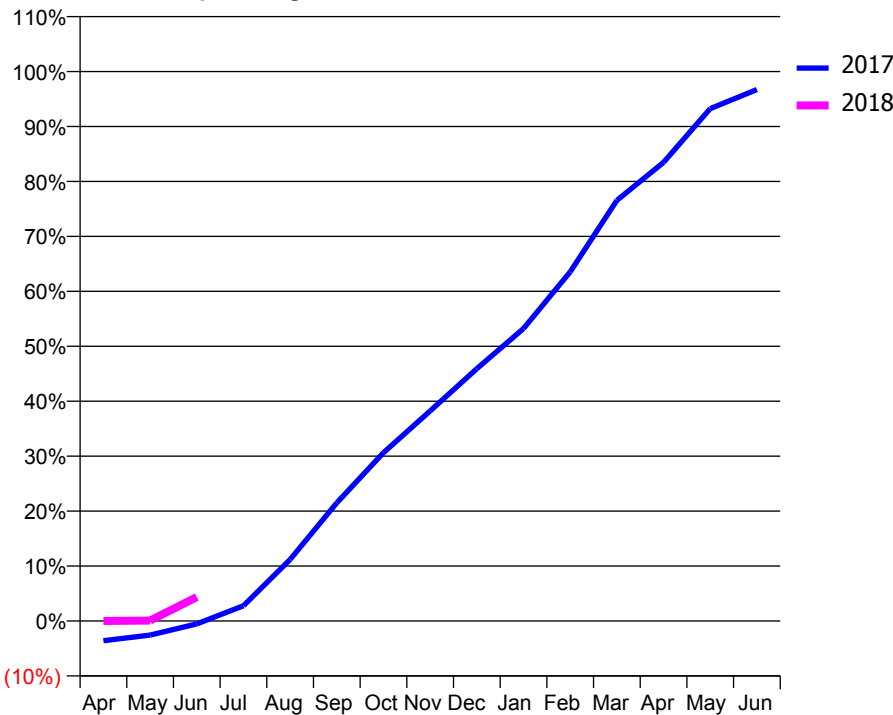
### ACCESS\*

Patients seen in 24 months	Total	Change since previous quarter
Quarter ending June 2016	1,674	
Quarter ending September 2016	2,245	↑
Quarter ending December 2016	2,658	↑
Quarter ending March 2017	2,930	↑
Quarter ending June 2017	3,080	↑
<b>Variance since June 2016</b>	<b>84.0%</b>	<b>↑</b>



### ACTIVITY

Cumulative percentage of contracted UDA delivered 2017 & 2018



Month	Adjusted Scheduled Activity (UDA)	
	2017	2018
April	-475	0
May	-340	12
June	-70	572
July	366	
August	1,470	
September	2,825	
October	4,024	
November	5,024	
December	6,033	
January	6,992	
February	8,348	
March	10,056	
April	10,965	
May	12,249	
June	12,706	

### QUALITY

	Quantity	Base Number	Contract	AT	Region	England
% of FP17s for the same patient ID Re-attending within 3 months - Children	33	153	21.6%	10.6%	11.6%	12.0%
% of FP17s for the same patient ID Re-attending within 3 months - Adults	160	711	22.5%	14.9%	15.9%	16.0%
% of FP17s for the same patient ID Re-attending between 3 & 9 months - Children	42	153	27.5%	59.9%	60.4%	58.0%
% of FP17s for the same patient ID Re-attending between 3 & 9 months - Adults	205	711	28.8%	52.2%	52.3%	50.9%
% of FP17s for Band 1 Urgent Courses	13	168	7.7%	10.0%	9.5%	9.1%
% of FP17s Relating to Free Repair or Replacements	0	168	0.0%	0.6%	0.7%	0.8%
% of FP17s Relating to Continuations	1	168	0.6%	1.1%	1.0%	1.1%
% of Patients satisfied with the dentistry they have received	6	7	N/A	93.1%	91.9%	91.7%
% of Patients satisfied with the time they had to wait for an appointment	6	7	N/A	87.9%	88.0%	88.0%

\* This is based on patients treated on this contract for their most recent course of treatment. Figures in italics indicate the base number of FP17s or Patient Questionnaire responses are less than 100. N/A is shown where the base number of responses is less than 10 during the period. % is calculated as Quantity/Base number\*100



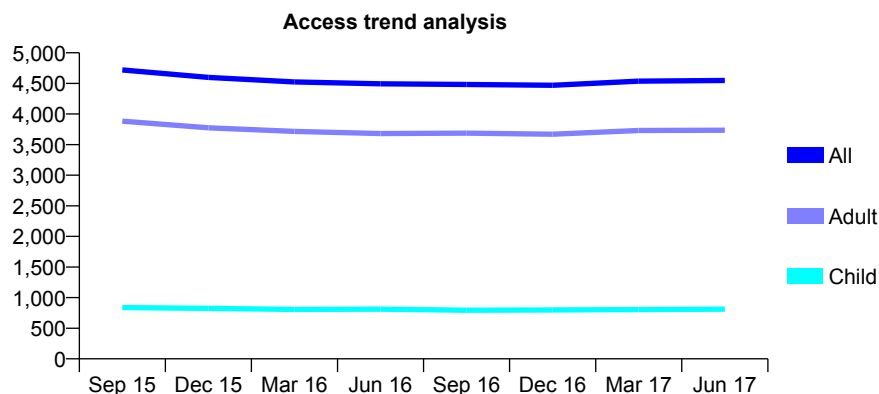
## Q70 - Vital Signs At a Glance Contract Report for 163295/0001 - June 2017

Name or company name	Chequers Dental Partnership
Contract type name	GDS Contract
Purpose of contract	General
Contract start date	01/04/2009
Contract end date	

17/18 Contracted general activity (UDA)	16,000
Carry forward general activity (UDA)	0
17/18 Contracted orthodontic activity (UOA)	0
Carry forward orthodontic activity (UOA)	0
Baseline contract value	£409,701.65

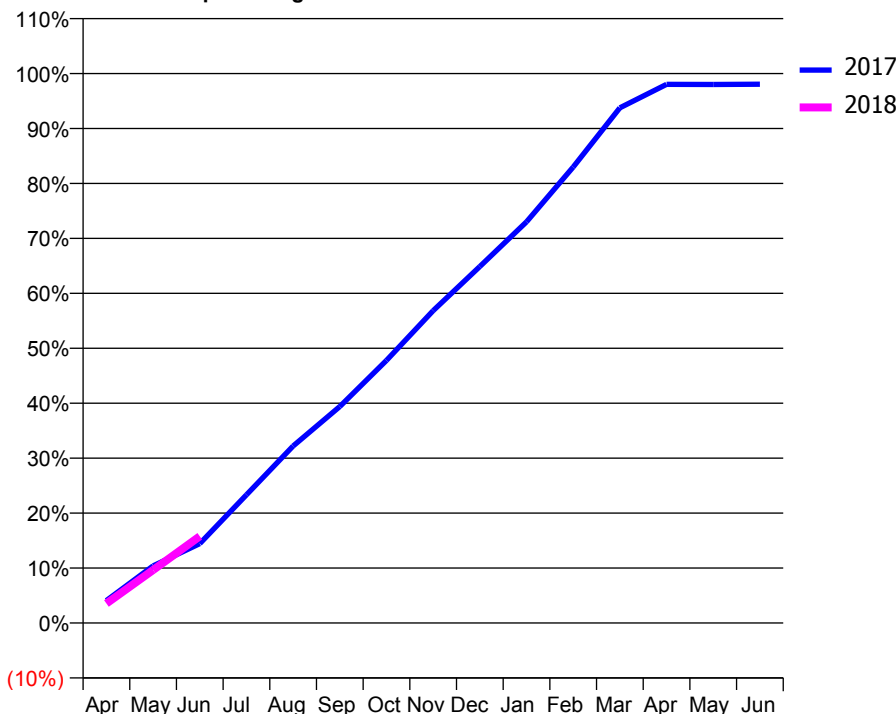
### ACCESS\*

Patients seen in 24 months	Total	Change since previous quarter
Quarter ending June 2016	4,493	
Quarter ending September 2016	4,482	→
Quarter ending December 2016	4,469	→
Quarter ending March 2017	4,536	→
Quarter ending June 2017	4,548	→
<b>Variance since June 2016</b>	<b>1.2%</b>	<b>→</b>



### ACTIVITY

Cumulative percentage of contracted UDA delivered 2017 & 2018



Month	Adjusted Scheduled Activity (UDA)	
	2017	2018
April	652	571
May	1,663	1,544
June	2,311	2,526
July	3,734	
August	5,155	
September	6,303	
October	7,645	
November	9,096	
December	10,379	
January	11,682	
February	13,279	
March	15,000	
April	15,683	
May	15,682	
June	15,687	

### QUALITY

	Quantity	Base Number	Contract	AT	Region	England
% of FP17s for the same patient ID Re-attending within 3 months - Children	20	280	7.1%	10.6%	11.6%	12.0%
% of FP17s for the same patient ID Re-attending within 3 months - Adults	177	1,188	14.9%	14.9%	15.9%	16.0%
% of FP17s for the same patient ID Re-attending between 3 & 9 months - Children	171	280	61.1%	59.9%	60.4%	58.0%
% of FP17s for the same patient ID Re-attending between 3 & 9 months - Adults	624	1,188	52.5%	52.2%	52.3%	50.9%
% of FP17s for Band 1 Urgent Courses	123	1,240	9.9%	10.0%	9.5%	9.1%
% of FP17s Relating to Free Repair or Replacements	20	1,240	1.6%	0.6%	0.7%	0.8%
% of FP17s Relating to Continuations	12	1,240	1.0%	1.1%	1.0%	1.1%
% of Patients satisfied with the dentistry they have received	6	6	N/A	93.1%	91.9%	91.7%
% of Patients satisfied with the time they had to wait for an appointment	5	6	N/A	87.9%	88.0%	88.0%

\* This is based on patients treated on this contract for their most recent course of treatment. Figures in italics indicate the base number of FP17s or Patient Questionnaire responses are less than 100. N/A is shown where the base number of responses is less than 10 during the period. % is calculated as Quantity/Base number\*100

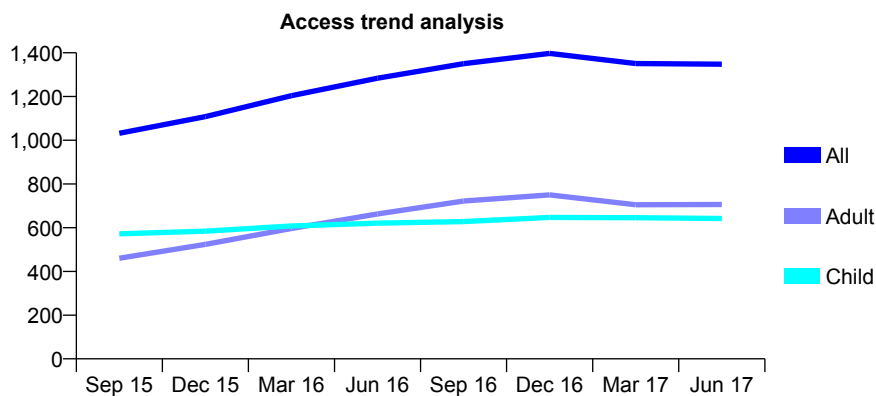
## Q70 - Vital Signs At a Glance Contract Report for 163376/0001 - June 2017

Name or company name	Northbourne Dental Partners
Contract type name	GDS Contract
Purpose of contract	General
Contract start date	01/09/2014
Contract end date	

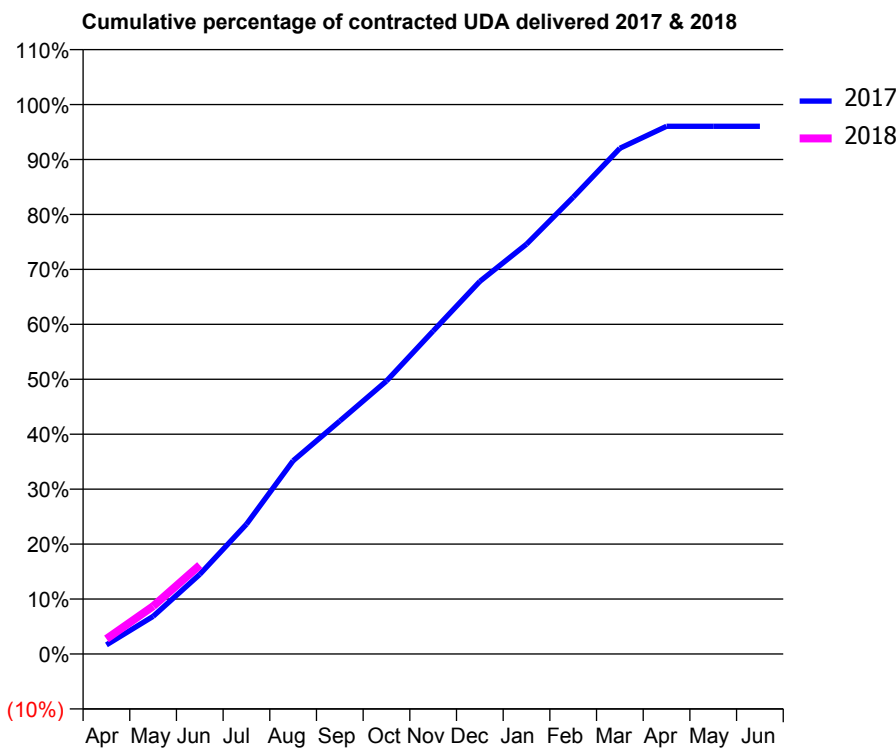
17/18 Contracted general activity (UDA)	4,002
Carry forward general activity (UDA)	0
17/18 Contracted orthodontic activity (UOA)	0
Carry forward orthodontic activity (UOA)	0
Baseline contract value	£106,350.07

### ACCESS\*

Patients seen in 24 months	Total	Change since previous quarter
Quarter ending June 2016	1,284	
Quarter ending September 2016	1,350	↑
Quarter ending December 2016	1,397	↑
Quarter ending March 2017	1,351	↓
Quarter ending June 2017	1,348	→
<b>Variance since June 2016</b>	<b>5.0%</b>	<b>↑</b>



### ACTIVITY



Month	Adjusted Scheduled Activity (UDA)	
	2017	2018
April	67	110
May	274	349
June	581	647
July	945	
August	1,408	
September	1,697	
October	1,988	
November	2,353	
December	2,714	
January	2,985	
February	3,327	
March	3,683	
April	3,843	
May	3,843	
June	3,843	

### QUALITY

	Quantity	Base Number	Contract	AT	Region	England
% of FP17s for the same patient ID Re-attending within 3 months - Children	42	347	12.1%	10.6%	11.6%	12.0%
% of FP17s for the same patient ID Re-attending within 3 months - Adults	19	154	12.3%	14.9%	15.9%	16.0%
% of FP17s for the same patient ID Re-attending between 3 & 9 months - Children	264	347	76.1%	59.9%	60.4%	58.0%
% of FP17s for the same patient ID Re-attending between 3 & 9 months - Adults	46	154	29.9%	52.2%	52.3%	50.9%
% of FP17s for Band 1 Urgent Courses	71	423	16.8%	10.0%	9.5%	9.1%
% of FP17s Relating to Free Repair or Replacements	1	423	0.2%	0.6%	0.7%	0.8%
% of FP17s Relating to Continuations	2	423	0.5%	1.1%	1.0%	1.1%
% of Patients satisfied with the dentistry they have received	4	4	N/A	93.1%	91.9%	91.7%
% of Patients satisfied with the time they had to wait for an appointment	4	4	N/A	87.9%	88.0%	88.0%

\* This is based on patients treated on this contract for their most recent course of treatment. Figures in italics indicate the base number of FP17s or Patient Questionnaire responses are less than 100. N/A is shown where the base number of responses is less than 10 during the period. % is calculated as Quantity/Base number\*100

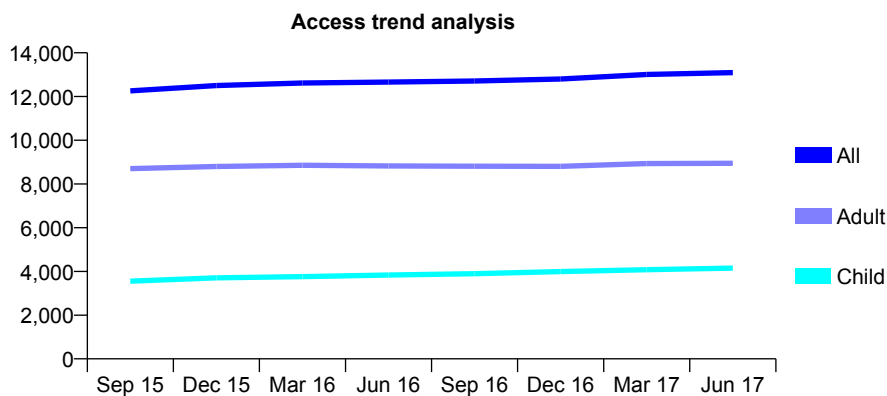
## Q70 - Vital Signs At a Glance Contract Report for 163457/0029 - June 2017

Name or company name	Solent Dental Services
Contract type name	PDS Contract
Purpose of contract	General
Contract start date	01/04/2013
Contract end date	31/03/2018

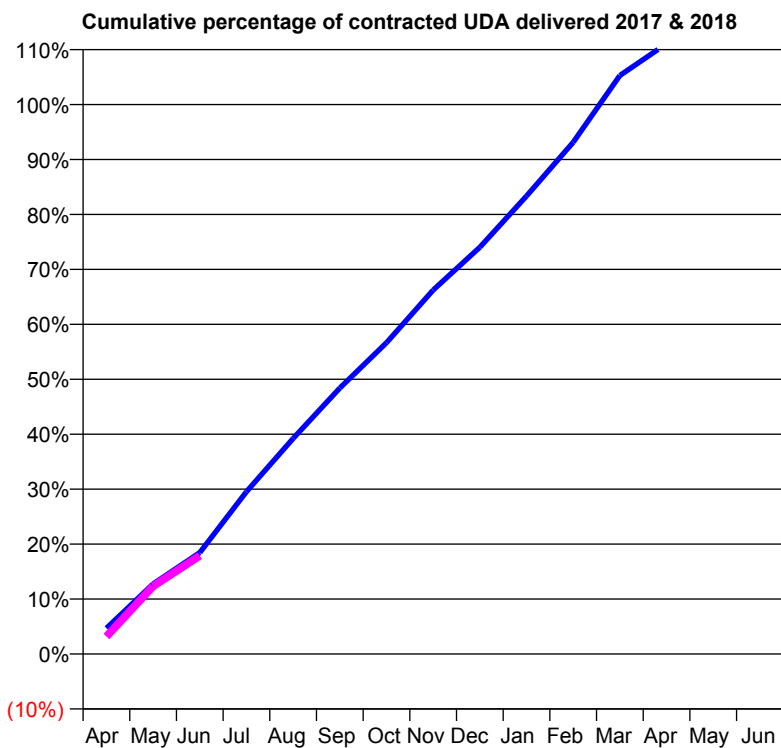
17/18 Contracted general activity (UDA)	29,478
Carry forward general activity (UDA)	0
17/18 Contracted orthodontic activity (UOA)	0
Carry forward orthodontic activity (UOA)	0
Baseline contract value	£4,556,262.90

### ACCESS\*

Patients seen in 24 months	Total	Change since previous quarter
Quarter ending June 2016	12,663	
Quarter ending September 2016	12,707	→
Quarter ending December 2016	12,800	→
Quarter ending March 2017	13,010	→
Quarter ending June 2017	13,092	→
<b>Variance since June 2016</b>	<b>3.4%</b>	<b>↑</b>



### ACTIVITY



Adjusted Scheduled Activity (UDA)		
Month	2017	2018
April	1,382	944
May	3,756	3,636
June	5,441	5,274
July	8,706	
August	11,562	
September	14,266	
October	16,702	
November	19,527	
December	21,818	
January	24,567	
February	27,454	
March	31,032	
April	32,740	
May	33,100	
June	33,333	

### QUALITY

	Quantity	Base Number	Contract	AT	Region	England
% of FP17s for the same patient ID Re-attending within 3 months - Children	193	1,604	12.0%	10.6%	11.6%	12.0%
% of FP17s for the same patient ID Re-attending within 3 months - Adults	383	2,529	15.1%	14.9%	15.9%	16.0%
% of FP17s for the same patient ID Re-attending between 3 & 9 months - Children	620	1,604	38.7%	59.9%	60.4%	58.0%
% of FP17s for the same patient ID Re-attending between 3 & 9 months - Adults	1,099	2,529	43.5%	52.2%	52.3%	50.9%
% of FP17s for Band 1 Urgent Courses	217	3,020	7.2%	10.0%	9.5%	9.1%
% of FP17s Relating to Free Repair or Replacements	10	3,020	0.3%	0.6%	0.7%	0.8%
% of FP17s Relating to Continuations	73	3,020	2.4%	1.1%	1.0%	1.1%
% of Patients satisfied with the dentistry they have received	15	16	93.8%	93.1%	91.9%	91.7%
% of Patients satisfied with the time they had to wait for an appointment	11	16	68.8%	87.9%	88.0%	88.0%

\* This is based on patients treated on this contract for their most recent course of treatment. Figures in italics indicate the base number of FP17s or Patient Questionnaire responses are less than 100. N/A is shown where the base number of responses is less than 10 during the period. % is calculated as Quantity/Base number\*100

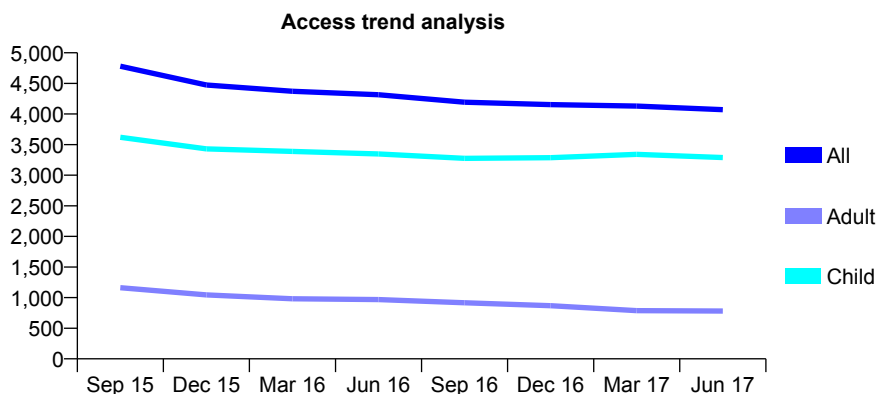
## Q70 - Vital Signs At a Glance Contract Report for 163457/0030 - June 2017

Name or company name	Solent Dental Services
Contract type name	PDS Contract
Purpose of contract	General
Contract start date	01/04/2013
Contract end date	31/03/2018

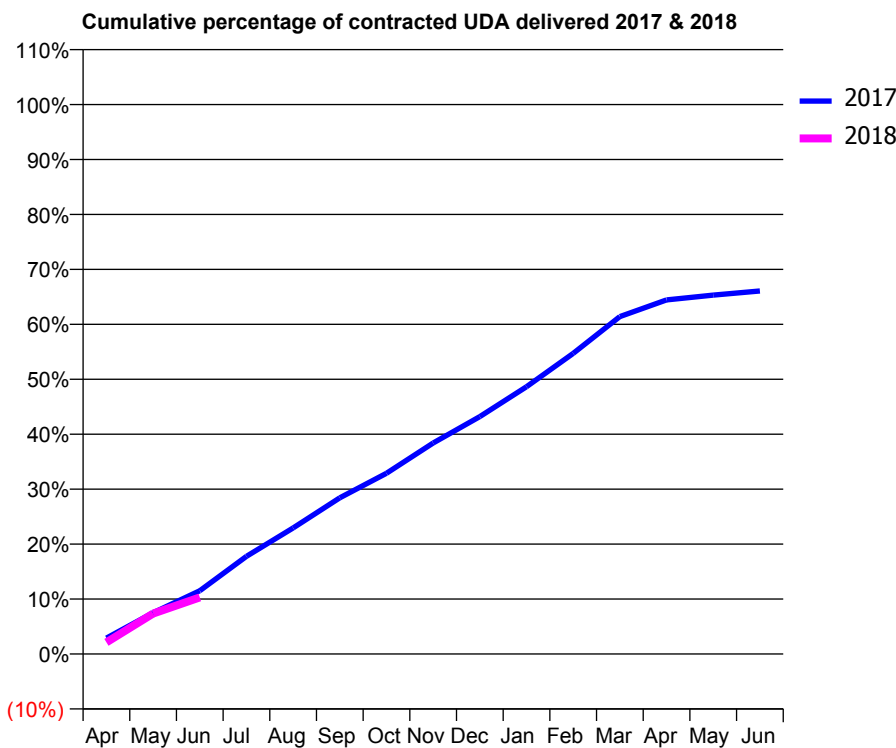
17/18 Contracted general activity (UDA)	18,978
Carry forward general activity (UDA)	0
17/18 Contracted orthodontic activity (UOA)	0
Carry forward orthodontic activity (UOA)	0
Baseline contract value	£2,930,139.35

### ACCESS\*

Patients seen in 24 months	Total	Change since previous quarter
Quarter ending June 2016	4,315	
Quarter ending September 2016	4,192	↓
Quarter ending December 2016	4,154	→
Quarter ending March 2017	4,129	→
Quarter ending June 2017	4,070	↓
<b>Variance since June 2016</b>	<b>(5.7%)</b>	<b>↓</b>



### ACTIVITY



Month	Adjusted Scheduled Activity (UDA)	
	2017	2018
April	549	401
May	1,427	1,398
June	2,185	1,956
July	3,374	
August	4,356	
September	5,397	
October	6,242	
November	7,288	
December	8,200	
January	9,231	
February	10,381	
March	11,653	
April	12,229	
May	12,395	
June	12,538	

### QUALITY

	Quantity	Base Number	Contract	AT	Region	England
% of FP17s for the same patient ID Re-attending within 3 months - Children	144	1,213	11.9%	10.6%	11.6%	12.0%
% of FP17s for the same patient ID Re-attending within 3 months - Adults	12	228	5.3%	14.9%	15.9%	16.0%
% of FP17s for the same patient ID Re-attending between 3 & 9 months - Children	275	1,213	22.7%	59.9%	60.4%	58.0%
% of FP17s for the same patient ID Re-attending between 3 & 9 months - Adults	35	228	15.4%	52.2%	52.3%	50.9%
% of FP17s for Band 1 Urgent Courses	74	964	7.7%	10.0%	9.5%	9.1%
% of FP17s Relating to Free Repair or Replacements	2	964	0.2%	0.6%	0.7%	0.8%
% of FP17s Relating to Continuations	19	964	2.0%	1.1%	1.0%	1.1%
% of Patients satisfied with the dentistry they have received	6	6	N/A	93.1%	91.9%	91.7%
% of Patients satisfied with the time they had to wait for an appointment	4	6	N/A	87.9%	88.0%	88.0%

\* This is based on patients treated on this contract for their most recent course of treatment. Figures in italics indicate the base number of FP17s or Patient Questionnaire responses are less than 100. N/A is shown where the base number of responses is less than 10 during the period. % is calculated as Quantity/Base number\*100

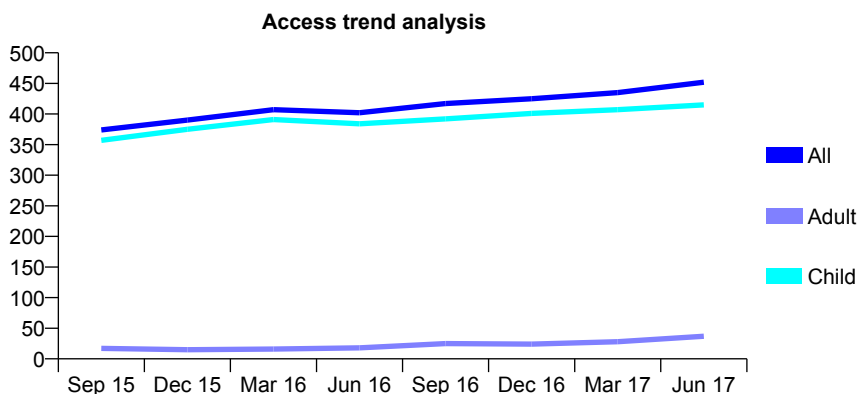
## Q70 - Vital Signs At a Glance Contract Report for 163694/0001 - June 2017

Name or company name	Stoke Road Dental Partnership
Contract type name	GDS Contract
Purpose of contract	General
Contract start date	15/09/2008
Contract end date	

17/18 Contracted general activity (UDA)	577
Carry forward general activity (UDA)	0
17/18 Contracted orthodontic activity (UOA)	0
Carry forward orthodontic activity (UOA)	0
Baseline contract value	£15,006.70

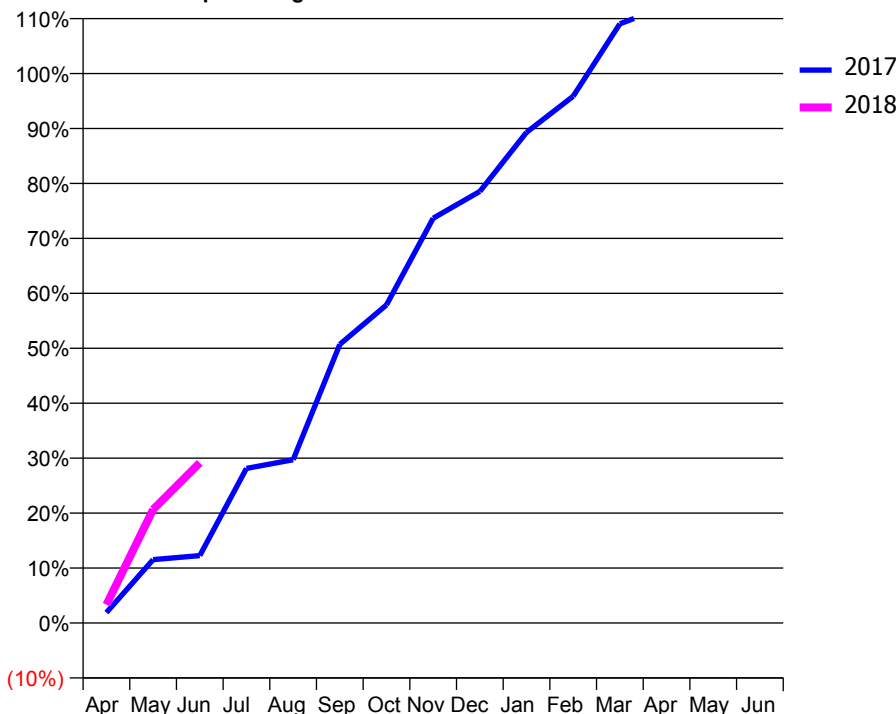
### ACCESS\*

Patients seen in 24 months	Total	Change since previous quarter
Quarter ending June 2016	402	
Quarter ending September 2016	417	↑
Quarter ending December 2016	425	→
Quarter ending March 2017	435	↑
Quarter ending June 2017	452	↑
<b>Variance since June 2016</b>	<b>12.4%</b>	<b>↑</b>



### ACTIVITY

Cumulative percentage of contracted UDA delivered 2017 & 2018



Month	Adjusted Scheduled Activity (UDA)	
	2017	2018
April	11	19
May	67	119
June	71	168
July	162	
August	171	
September	293	
October	334	
November	425	
December	453	
January	515	
February	553	
March	629	
April	648	
May	648	
June	648	

### QUALITY

	Quantity	Base Number	Contract	AT	Region	England
% of FP17s for the same patient ID Re-attending within 3 months - Children	6	142	4.2%	10.6%	11.6%	12.0%
% of FP17s for the same patient ID Re-attending within 3 months - Adults	0	0	N/A	14.9%	15.9%	16.0%
% of FP17s for the same patient ID Re-attending between 3 & 9 months - Children	61	142	43.0%	59.9%	60.4%	58.0%
% of FP17s for the same patient ID Re-attending between 3 & 9 months - Adults	0	0	N/A	52.2%	52.3%	50.9%
% of FP17s for Band 1 Urgent Courses	1	130	0.8%	10.0%	9.5%	9.1%
% of FP17s Relating to Free Repair or Replacements	0	130	0.0%	0.6%	0.7%	0.8%
% of FP17s Relating to Continuations	0	130	0.0%	1.1%	1.0%	1.1%
% of Patients satisfied with the dentistry they have received	0	0	N/A	93.1%	91.9%	91.7%
% of Patients satisfied with the time they had to wait for an appointment	0	0	N/A	87.9%	88.0%	88.0%

\* This is based on patients treated on this contract for their most recent course of treatment. Figures in italics indicate the base number of FP17s or Patient Questionnaire responses are less than 100. N/A is shown where the base number of responses is less than 10 during the period. % is calculated as Quantity/Base number\*100

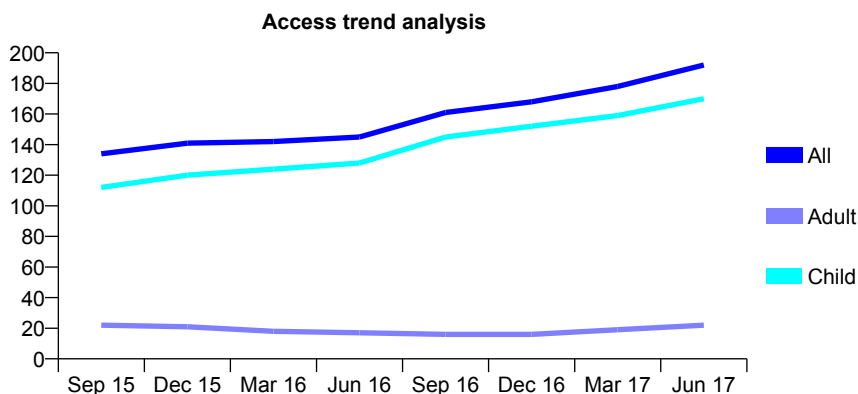
## Q70 - Vital Signs At a Glance Contract Report for 164488/0001 - June 2017

Name or company name	Mr JJR Gollings
Contract type name	GDS Contract
Purpose of contract	General
Contract start date	01/04/2012
Contract end date	

17/18 Contracted general activity (UDA)	275
Carry forward general activity (UDA)	0
17/18 Contracted orthodontic activity (UOA)	0
Carry forward orthodontic activity (UOA)	0
Baseline contract value	£7,244.48

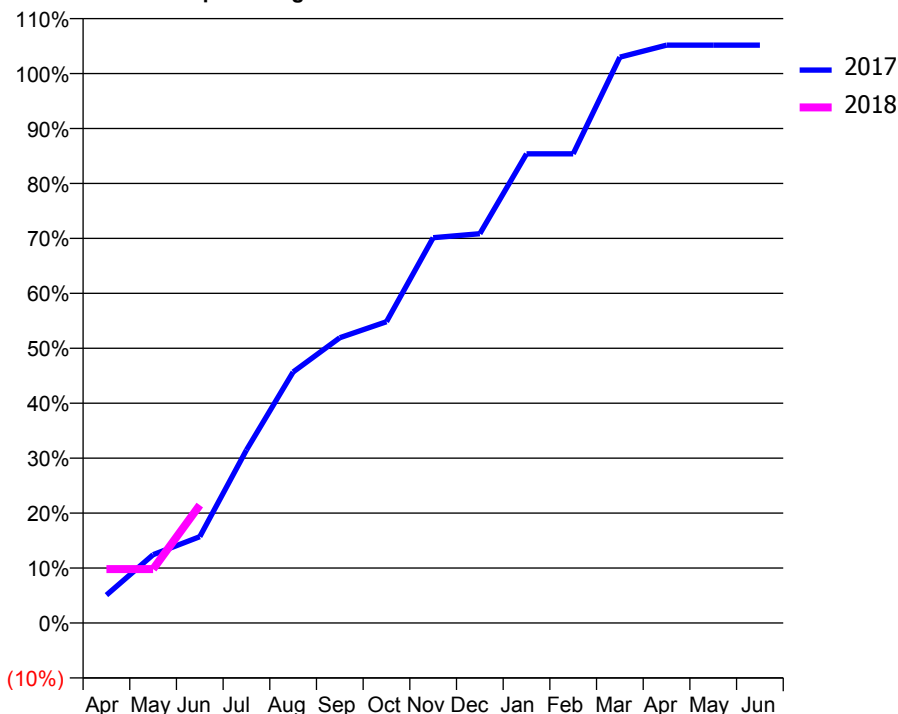
### ACCESS\*

Patients seen in 24 months	Total	Change since previous quarter
Quarter ending June 2016	145	
Quarter ending September 2016	161	↑
Quarter ending December 2016	168	↑
Quarter ending March 2017	178	↑
Quarter ending June 2017	192	↑
<b>Variance since June 2016</b>	<b>32.4%</b>	<b>↑</b>



### ACTIVITY

Cumulative percentage of contracted UDA delivered 2017 & 2018



Adjusted Scheduled Activity (UDA)

Month	2017	2018
April	14	27
May	34	27
June	43	59
July	87	
August	126	
September	143	
October	151	
November	193	
December	195	
January	235	
February	235	
March	283	
April	289	
May	289	
June	289	

### QUALITY

	Quantity	Base Number	Contract	AT	Region	England
% of FP17s for the same patient ID Re-attending within 3 months - Children	0	51	0.0%	10.6%	11.6%	12.0%
% of FP17s for the same patient ID Re-attending within 3 months - Adults	0	4	0.0%	14.9%	15.9%	16.0%
% of FP17s for the same patient ID Re-attending between 3 & 9 months - Children	27	51	52.9%	59.9%	60.4%	58.0%
% of FP17s for the same patient ID Re-attending between 3 & 9 months - Adults	2	4	50.0%	52.2%	52.3%	50.9%
% of FP17s for Band 1 Urgent Courses	0	49	0.0%	10.0%	9.5%	9.1%
% of FP17s Relating to Free Repair or Replacements	0	49	0.0%	0.6%	0.7%	0.8%
% of FP17s Relating to Continuations	0	49	0.0%	1.1%	1.0%	1.1%
% of Patients satisfied with the dentistry they have received	0	0	N/A	93.1%	91.9%	91.7%
% of Patients satisfied with the time they had to wait for an appointment	0	0	N/A	87.9%	88.0%	88.0%

\* This is based on patients treated on this contract for their most recent course of treatment. Figures in italics indicate the base number of FP17s or Patient Questionnaire responses are less than 100. N/A is shown where the base number of responses is less than 10 during the period. % is calculated as Quantity/Base number\*100

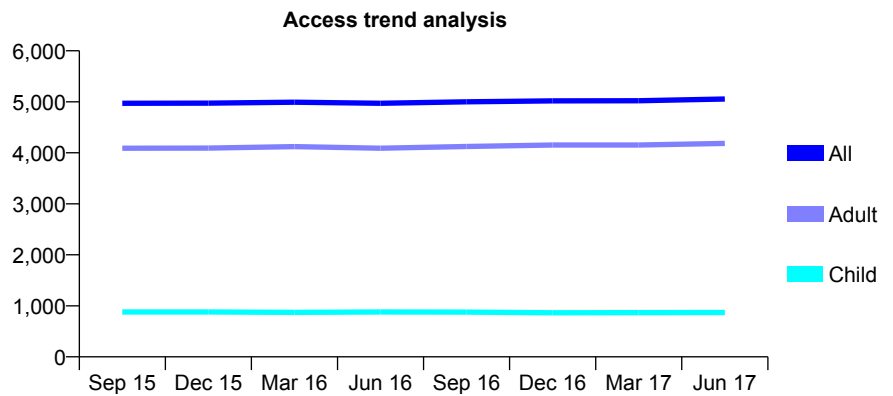
## Q70 - Vital Signs At a Glance Contract Report for 164534/0001 - June 2017

Name or company name	Triangle Surgery Ltd
Contract type name	GDS Contract
Purpose of contract	General
Contract start date	01/04/2011
Contract end date	

17/18 Contracted general activity (UDA)	17,591
Carry forward general activity (UDA)	0
17/18 Contracted orthodontic activity (UOA)	0
Carry forward orthodontic activity (UOA)	0
Baseline contract value	£546,134.25

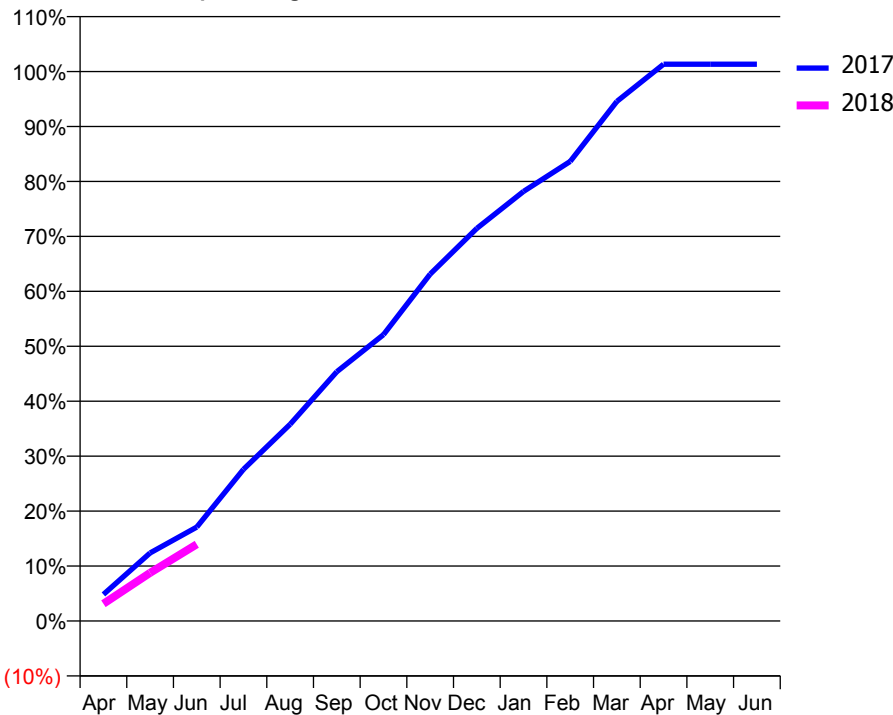
### ACCESS\*

Patients seen in 24 months	Total	Change since previous quarter
Quarter ending June 2016	4,972	
Quarter ending September 2016	4,999	→
Quarter ending December 2016	5,017	→
Quarter ending March 2017	5,021	→
Quarter ending June 2017	5,054	→
<b>Variance since June 2016</b>	<b>1.6%</b>	<b>→</b>



### ACTIVITY

Cumulative percentage of contracted UDA delivered 2017 & 2018



Month	Adjusted Scheduled Activity (UDA)	
	2017	2018
April	853	552
May	2,177	1,544
June	3,006	2,458
July	4,856	
August	6,297	
September	7,979	
October	9,166	
November	11,107	
December	12,571	
January	13,753	
February	14,712	
March	16,634	
April	17,823	
May	17,823	
June	17,823	

### QUALITY

	Quantity	Base Number	Contract	AT	Region	England
% of FP17s for the same patient ID Re-attending within 3 months - Children	13	333	3.9%	10.6%	11.6%	12.0%
% of FP17s for the same patient ID Re-attending within 3 months - Adults	184	1,430	12.9%	14.9%	15.9%	16.0%
% of FP17s for the same patient ID Re-attending between 3 & 9 months - Children	194	333	58.3%	59.9%	60.4%	58.0%
% of FP17s for the same patient ID Re-attending between 3 & 9 months - Adults	827	1,430	57.8%	52.2%	52.3%	50.9%
% of FP17s for Band 1 Urgent Courses	131	1,318	9.9%	10.0%	9.5%	9.1%
% of FP17s Relating to Free Repair or Replacements	11	1,318	0.8%	0.6%	0.7%	0.8%
% of FP17s Relating to Continuations	16	1,318	1.2%	1.1%	1.0%	1.1%
% of Patients satisfied with the dentistry they have received	19	19	100.0%	93.1%	91.9%	91.7%
% of Patients satisfied with the time they had to wait for an appointment	19	19	100.0%	87.9%	88.0%	88.0%

\* This is based on patients treated on this contract for their most recent course of treatment. Figures in italics indicate the base number of FP17s or Patient Questionnaire responses are less than 100. N/A is shown where the base number of responses is less than 10 during the period. % is calculated as Quantity/Base number\*100

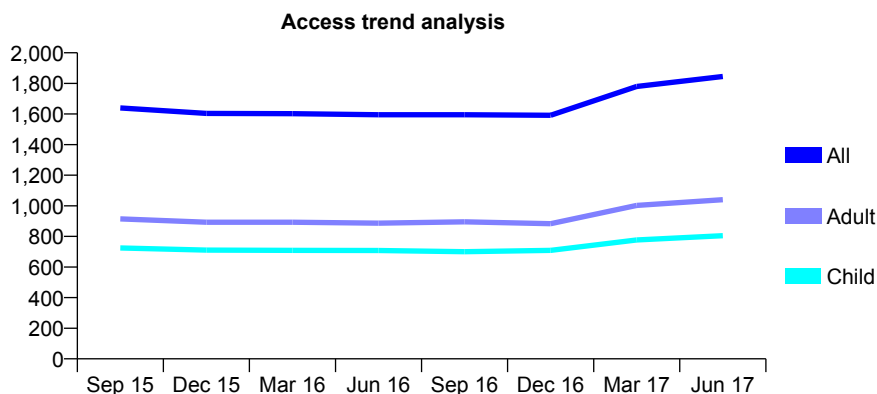
## Q70 - Vital Signs At a Glance Contract Report for 166340/0001 - June 2017

Name or company name	Mr & Mrs Gabriel
Contract type name	GDS Contract
Purpose of contract	General
Contract start date	01/04/2008
Contract end date	

17/18 Contracted general activity (UDA)	3,292
Carry forward general activity (UDA)	0
17/18 Contracted orthodontic activity (UOA)	0
Carry forward orthodontic activity (UOA)	0
Baseline contract value	£83,361.85

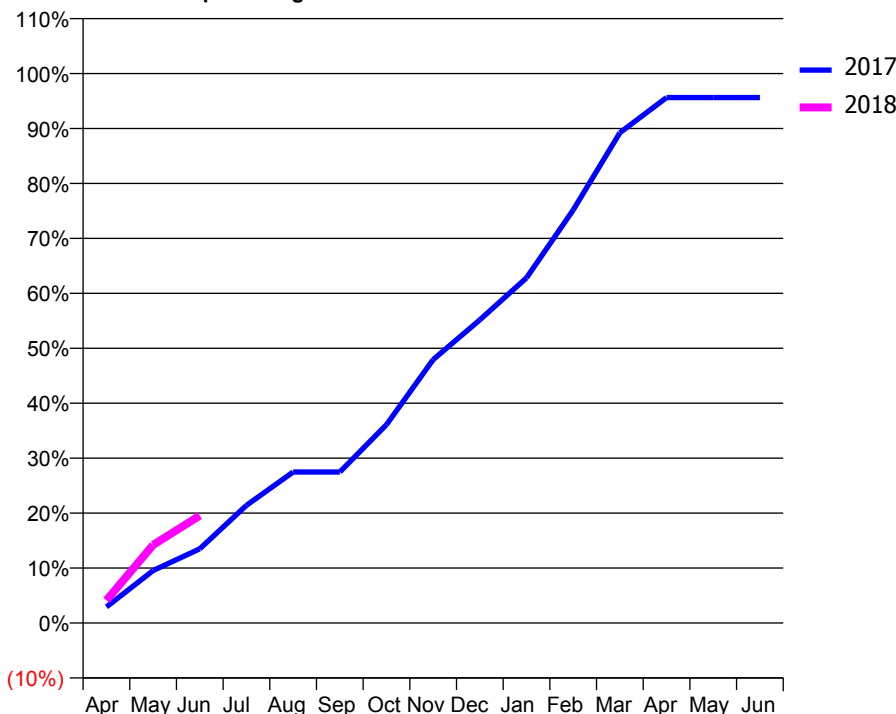
### ACCESS\*

Patients seen in 24 months	Total	Change since previous quarter
Quarter ending June 2016	1,595	
Quarter ending September 2016	1,595	→
Quarter ending December 2016	1,592	→
Quarter ending March 2017	1,780	↑
Quarter ending June 2017	1,845	↑
<b>Variance since June 2016</b>	<b>15.7%</b>	<b>↑</b>



### ACTIVITY

Cumulative percentage of contracted UDA delivered 2017 & 2018



Month	Adjusted Scheduled Activity (UDA)	
	2017	2018
April	96	136
May	314	468
June	445	644
July	705	
August	904	
September	904	
October	1,188	
November	1,578	
December	1,816	
January	2,068	
February	2,475	
March	2,937	
April	3,148	
May	3,148	
June	3,148	

### QUALITY

	Quantity	Base Number	Contract	AT	Region	England
% of FP17s for the same patient ID Re-attending within 3 months - Children	33	340	9.7%	10.6%	11.6%	12.0%
% of FP17s for the same patient ID Re-attending within 3 months - Adults	33	367	9.0%	14.9%	15.9%	16.0%
% of FP17s for the same patient ID Re-attending between 3 & 9 months - Children	196	340	57.6%	59.9%	60.4%	58.0%
% of FP17s for the same patient ID Re-attending between 3 & 9 months - Adults	208	367	56.7%	52.2%	52.3%	50.9%
% of FP17s for Band 1 Urgent Courses	23	323	7.1%	10.0%	9.5%	9.1%
% of FP17s Relating to Free Repair or Replacements	0	323	0.0%	0.6%	0.7%	0.8%
% of FP17s Relating to Continuations	0	323	0.0%	1.1%	1.0%	1.1%
% of Patients satisfied with the dentistry they have received	2	3	N/A	93.1%	91.9%	91.7%
% of Patients satisfied with the time they had to wait for an appointment	3	3	N/A	87.9%	88.0%	88.0%

\* This is based on patients treated on this contract for their most recent course of treatment. Figures in italics indicate the base number of FP17s or Patient Questionnaire responses are less than 100. N/A is shown where the base number of responses is less than 10 during the period. % is calculated as Quantity/Base number\*100



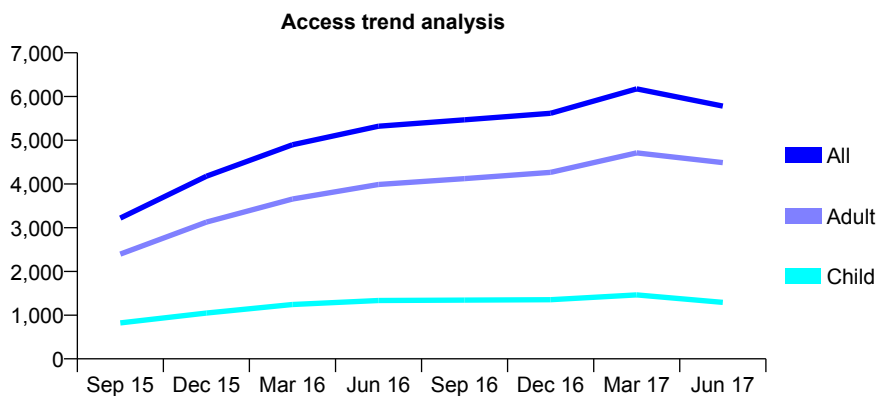
## Q70 - Vital Signs At a Glance Contract Report for 167029/0001 - June 2017

Name or company name	The Dental Practice
Contract type name	GDS Contract
Purpose of contract	General
Contract start date	01/04/2015
Contract end date	

17/18 Contracted general activity (UDA)	16,368
Carry forward general activity (UDA)	0
17/18 Contracted orthodontic activity (UOA)	0
Carry forward orthodontic activity (UOA)	0
Baseline contract value	£456,606.19

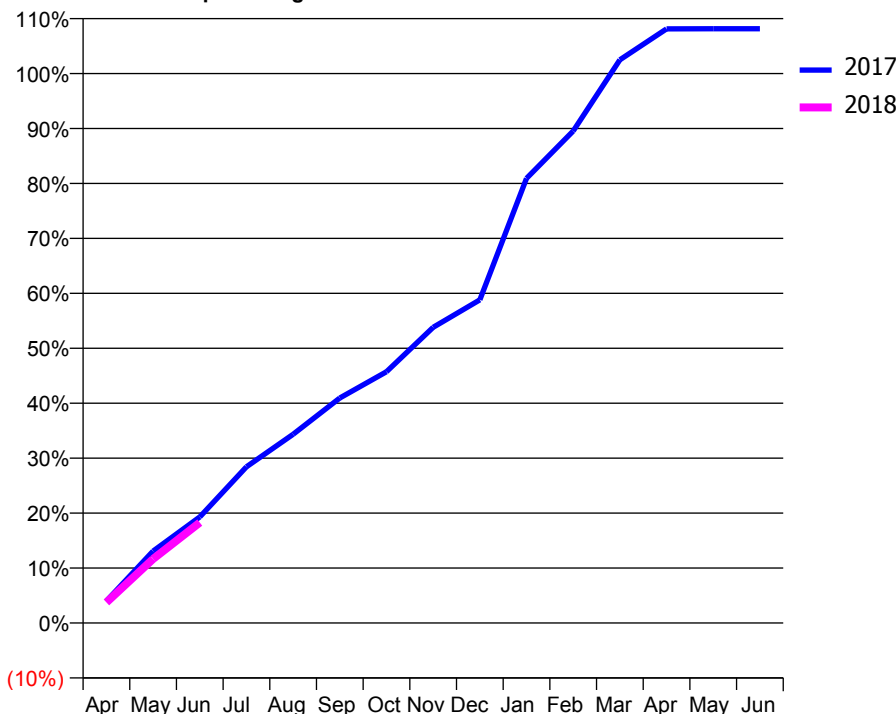
### ACCESS\*

Patients seen in 24 months	Total	Change since previous quarter
Quarter ending June 2016	5,321	
Quarter ending September 2016	5,468	↑
Quarter ending December 2016	5,618	↑
Quarter ending March 2017	6,174	↑
Quarter ending June 2017	5,780	↓
<b>Variance since June 2016</b>	<b>8.6%</b>	<b>↑</b>



### ACTIVITY

Cumulative percentage of contracted UDA delivered 2017 & 2018



Month	Adjusted Scheduled Activity (UDA)	
	2017	2018
April	659	614
May	2,142	1,908
June	3,159	2,993
July	4,652	
August	5,622	
September	6,702	
October	7,485	
November	8,806	
December	9,628	
January	13,246	
February	14,653	
March	16,776	
April	17,697	
May	17,700	
June	17,703	

### QUALITY

	Quantity	Base Number	Contract	AT	Region	England
% of FP17s for the same patient ID Re-attending within 3 months - Children	31	391	7.9%	10.6%	11.6%	12.0%
% of FP17s for the same patient ID Re-attending within 3 months - Adults	304	1,353	22.5%	14.9%	15.9%	16.0%
% of FP17s for the same patient ID Re-attending between 3 & 9 months - Children	235	391	60.1%	59.9%	60.4%	58.0%
% of FP17s for the same patient ID Re-attending between 3 & 9 months - Adults	599	1,353	44.3%	52.2%	52.3%	50.9%
% of FP17s for Band 1 Urgent Courses	131	1,407	9.3%	10.0%	9.5%	9.1%
% of FP17s Relating to Free Repair or Replacements	45	1,407	3.2%	0.6%	0.7%	0.8%
% of FP17s Relating to Continuations	63	1,407	4.5%	1.1%	1.0%	1.1%
% of Patients satisfied with the dentistry they have received	19	20	95.0%	93.1%	91.9%	91.7%
% of Patients satisfied with the time they had to wait for an appointment	15	20	75.0%	87.9%	88.0%	88.0%

\* This is based on patients treated on this contract for their most recent course of treatment. Figures in italics indicate the base number of FP17s or Patient Questionnaire responses are less than 100. N/A is shown where the base number of responses is less than 10 during the period. % is calculated as Quantity/Base number\*100

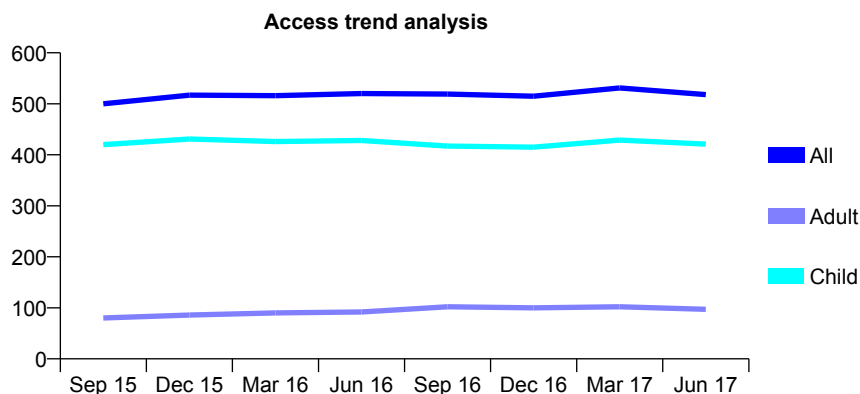
## Q70 - Vital Signs At a Glance Contract Report for 167878/0001 - June 2017

Name or company name	The Lodge Dental Partnership
Contract type name	GDS Contract
Purpose of contract	General
Contract start date	01/03/2011
Contract end date	

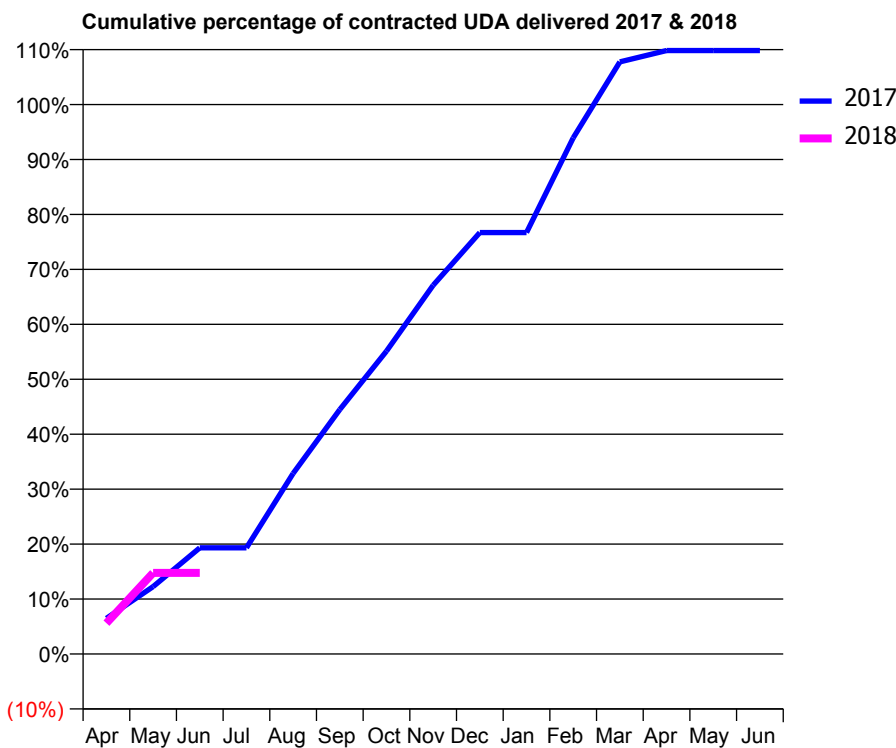
17/18 Contracted general activity (UDA)	825
Carry forward general activity (UDA)	0
17/18 Contracted orthodontic activity (UOA)	0
Carry forward orthodontic activity (UOA)	0
Baseline contract value	£19,823.01

### ACCESS\*

Patients seen in 24 months	Total	Change since previous quarter
Quarter ending June 2016	520	
Quarter ending September 2016	519	→
Quarter ending December 2016	515	→
Quarter ending March 2017	531	↑
Quarter ending June 2017	518	↓
<b>Variance since June 2016</b>	<b>(0.4%)</b>	<b>→</b>



### ACTIVITY



Month	Adjusted Scheduled Activity (UDA)	
	2017	2018
April	54	46
May	101	122
June	159	122
July	159	
August	271	
September	367	
October	455	
November	554	
December	633	
January	633	
February	775	
March	889	
April	906	
May	906	
June	906	

### QUALITY

	Quantity	Base Number	Contract	AT	Region	England
% of FP17s for the same patient ID Re-attending within 3 months - Children	9	108	8.3%	10.6%	11.6%	12.0%
% of FP17s for the same patient ID Re-attending within 3 months - Adults	1	8	12.5%	14.9%	15.9%	16.0%
% of FP17s for the same patient ID Re-attending between 3 & 9 months - Children	74	108	68.5%	59.9%	60.4%	58.0%
% of FP17s for the same patient ID Re-attending between 3 & 9 months - Adults	7	8	87.5%	52.2%	52.3%	50.9%
% of FP17s for Band 1 Urgent Courses	4	99	4.0%	10.0%	9.5%	9.1%
% of FP17s Relating to Free Repair or Replacements	0	99	0.0%	0.6%	0.7%	0.8%
% of FP17s Relating to Continuations	1	99	1.0%	1.1%	1.0%	1.1%
% of Patients satisfied with the dentistry they have received	0	0	N/A	93.1%	91.9%	91.7%
% of Patients satisfied with the time they had to wait for an appointment	0	0	N/A	87.9%	88.0%	88.0%

\* This is based on patients treated on this contract for their most recent course of treatment. Figures in italics indicate the base number of FP17s or Patient Questionnaire responses are less than 100. N/A is shown where the base number of responses is less than 10 during the period. % is calculated as Quantity/Base number\*100

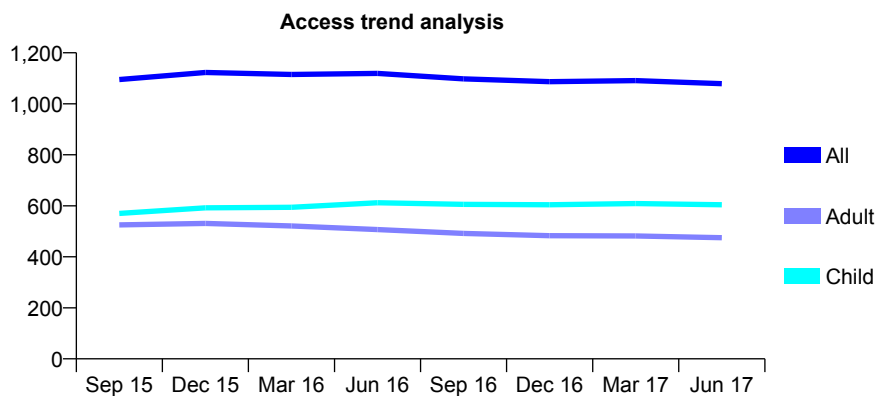
## Q70 - Vital Signs At a Glance Contract Report for 168165/0001 - June 2017

Name or company name	Stalbridge Dental Practice Ltd
Contract type name	GDS Contract
Purpose of contract	General
Contract start date	01/04/2008
Contract end date	

17/18 Contracted general activity (UDA)	3,669
Carry forward general activity (UDA)	0
17/18 Contracted orthodontic activity (UOA)	0
Carry forward orthodontic activity (UOA)	0
Baseline contract value	£92,943.93

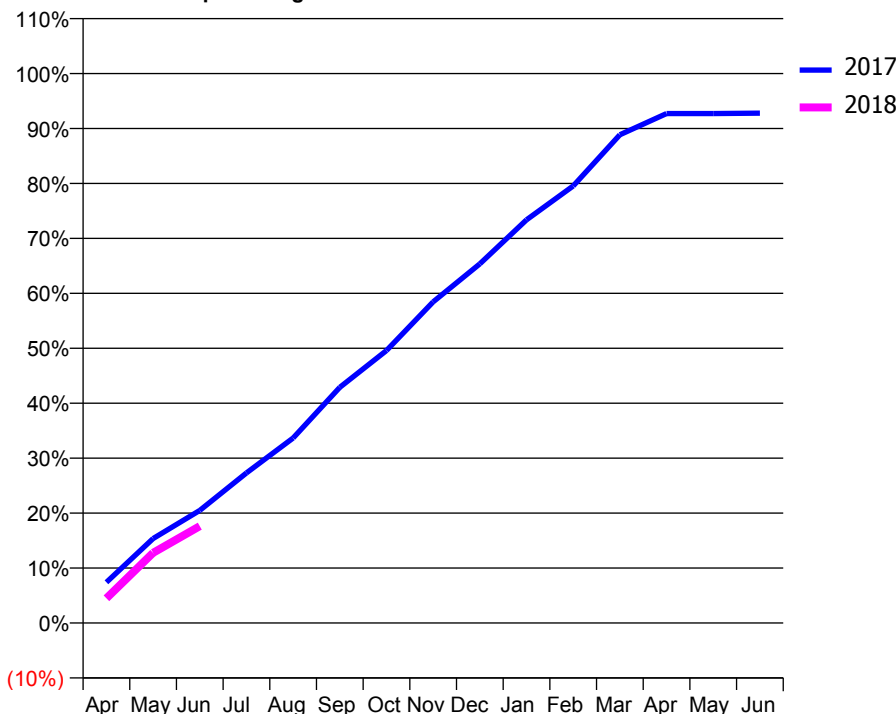
### ACCESS\*

Patients seen in 24 months	Total	Change since previous quarter
Quarter ending June 2016	1,119	
Quarter ending September 2016	1,098	↓
Quarter ending December 2016	1,087	↓
Quarter ending March 2017	1,091	→
Quarter ending June 2017	1,079	↓
<b>Variance since June 2016</b>	<b>(3.6%)</b>	<b>↓</b>



### ACTIVITY

Cumulative percentage of contracted UDA delivered 2017 & 2018



Adjusted Scheduled Activity (UDA)

Month	2017	2018
April	272	165
May	564	469
June	752	647
July	1,002	
August	1,236	
September	1,574	
October	1,820	
November	2,145	
December	2,398	
January	2,692	
February	2,918	
March	3,260	
April	3,402	
May	3,402	
June	3,404	

### QUALITY

	Quantity	Base Number	Contract	AT	Region	England
% of FP17s for the same patient ID Re-attending within 3 months - Children	7	201	3.5%	10.6%	11.6%	12.0%
% of FP17s for the same patient ID Re-attending within 3 months - Adults	25	141	17.7%	14.9%	15.9%	16.0%
% of FP17s for the same patient ID Re-attending between 3 & 9 months - Children	144	201	71.6%	59.9%	60.4%	58.0%
% of FP17s for the same patient ID Re-attending between 3 & 9 months - Adults	80	141	56.7%	52.2%	52.3%	50.9%
% of FP17s for Band 1 Urgent Courses	1	298	0.3%	10.0%	9.5%	9.1%
% of FP17s Relating to Free Repair or Replacements	0	298	0.0%	0.6%	0.7%	0.8%
% of FP17s Relating to Continuations	14	298	4.7%	1.1%	1.0%	1.1%
% of Patients satisfied with the dentistry they have received	3	3	N/A	93.1%	91.9%	91.7%
% of Patients satisfied with the time they had to wait for an appointment	3	3	N/A	87.9%	88.0%	88.0%

\* This is based on patients treated on this contract for their most recent course of treatment. Figures in italics indicate the base number of FP17s or Patient Questionnaire responses are less than 100. N/A is shown where the base number of responses is less than 10 during the period. % is calculated as Quantity/Base number\*100

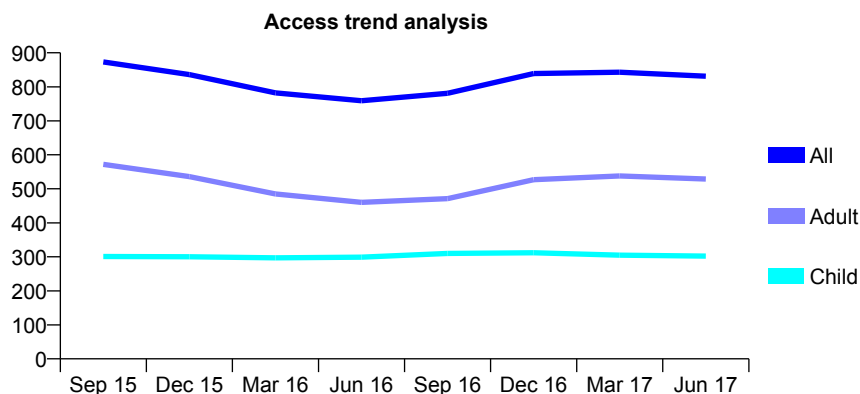
## Q70 - Vital Signs At a Glance Contract Report for 169250/0001 - June 2017

Name or company name	Mrs E Aslani
Contract type name	GDS Contract
Purpose of contract	General
Contract start date	05/06/2009
Contract end date	

17/18 Contracted general activity (UDA)	2,300
Carry forward general activity (UDA)	0
17/18 Contracted orthodontic activity (UOA)	0
Carry forward orthodontic activity (UOA)	0
Baseline contract value	£51,408.43

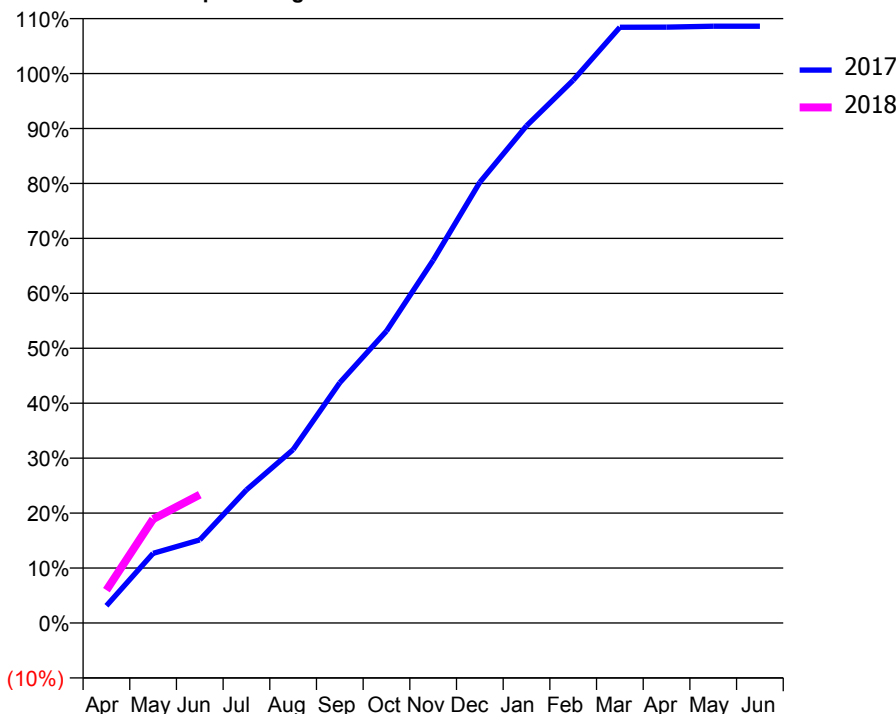
### ACCESS\*

Patients seen in 24 months	Total	Change since previous quarter
Quarter ending June 2016	759	
Quarter ending September 2016	781	↑
Quarter ending December 2016	839	↑
Quarter ending March 2017	843	→
Quarter ending June 2017	831	↓
<b>Variance since June 2016</b>	<b>9.5%</b>	<b>↑</b>



### ACTIVITY

Cumulative percentage of contracted UDA delivered 2017 & 2018



Adjusted Scheduled Activity (UDA)

Month	2017	2018
April	72	137
May	291	435
June	348	537
July	557	
August	726	
September	1,006	
October	1,222	
November	1,518	
December	1,845	
January	2,081	
February	2,272	
March	2,493	
April	2,494	
May	2,498	
June	2,498	

### QUALITY

	Quantity	Base Number	Contract	AT	Region	England
% of FP17s for the same patient ID Re-attending within 3 months - Children	6	107	5.6%	10.6%	11.6%	12.0%
% of FP17s for the same patient ID Re-attending within 3 months - Adults	39	192	20.3%	14.9%	15.9%	16.0%
% of FP17s for the same patient ID Re-attending between 3 & 9 months - Children	74	107	69.2%	59.9%	60.4%	58.0%
% of FP17s for the same patient ID Re-attending between 3 & 9 months - Adults	134	192	69.8%	52.2%	52.3%	50.9%
% of FP17s for Band 1 Urgent Courses	20	295	6.8%	10.0%	9.5%	9.1%
% of FP17s Relating to Free Repair or Replacements	0	295	0.0%	0.6%	0.7%	0.8%
% of FP17s Relating to Continuations	2	295	0.7%	1.1%	1.0%	1.1%
% of Patients satisfied with the dentistry they have received	4	4	N/A	93.1%	91.9%	91.7%
% of Patients satisfied with the time they had to wait for an appointment	4	4	N/A	87.9%	88.0%	88.0%

\* This is based on patients treated on this contract for their most recent course of treatment. Figures in italics indicate the base number of FP17s or Patient Questionnaire responses are less than 100. N/A is shown where the base number of responses is less than 10 during the period. % is calculated as Quantity/Base number\*100

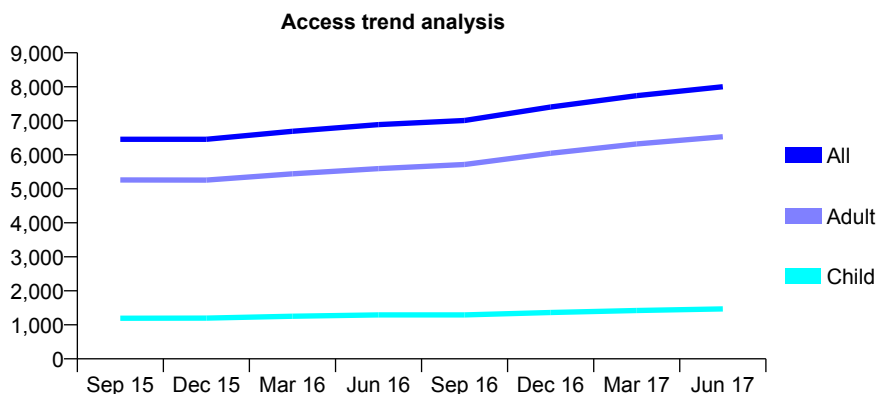
## Q70 - Vital Signs At a Glance Contract Report for 169315/0001 - June 2017

Name or company name	M A & K T Cottrell
Contract type name	GDS Contract
Purpose of contract	General
Contract start date	01/04/2011
Contract end date	

17/18 Contracted general activity (UDA)	24,444
Carry forward general activity (UDA)	0
17/18 Contracted orthodontic activity (UOA)	0
Carry forward orthodontic activity (UOA)	0
Baseline contract value	£610,696.89

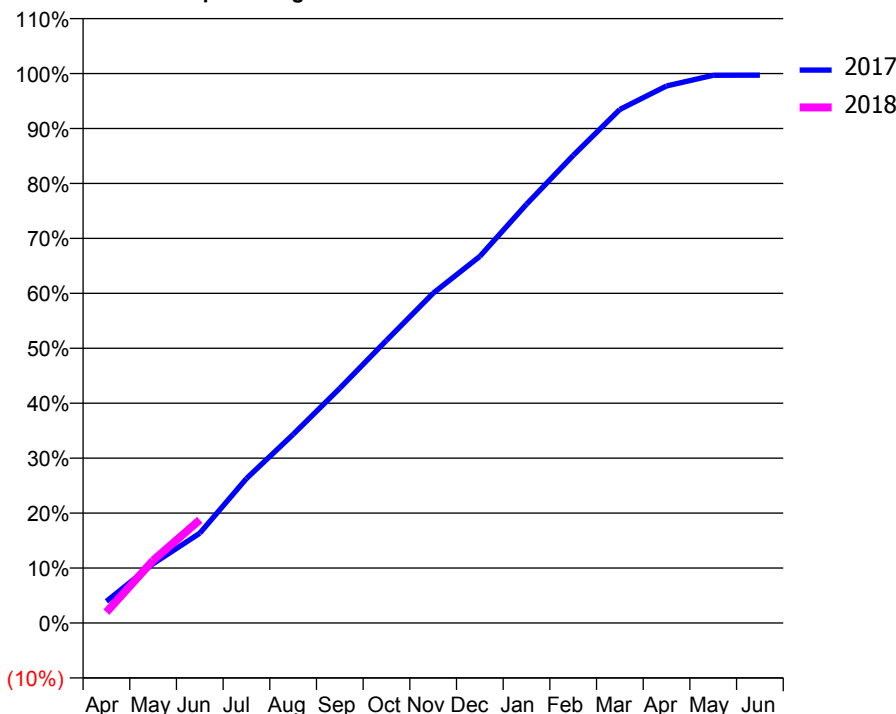
### ACCESS\*

Patients seen in 24 months	Total	Change since previous quarter
Quarter ending June 2016	6,889	
Quarter ending September 2016	7,009	→
Quarter ending December 2016	7,406	↑
Quarter ending March 2017	7,741	↑
Quarter ending June 2017	8,001	↑
<b>Variance since June 2016</b>	<b>16.1%</b>	<b>↑</b>



### ACTIVITY

Cumulative percentage of contracted UDA delivered 2017 & 2018



Month	Adjusted Scheduled Activity (UDA)	
	2017	2018
April	965	483
May	2,639	2,785
June	3,993	4,589
July	6,426	
August	8,389	
September	10,441	
October	12,571	
November	14,672	
December	16,309	
January	18,626	
February	20,800	
March	22,849	
April	23,892	
May	24,363	
June	24,372	

### QUALITY

	Quantity	Base Number	Contract	AT	Region	England
% of FP17s for the same patient ID Re-attending within 3 months - Children	52	612	8.5%	10.6%	11.6%	12.0%
% of FP17s for the same patient ID Re-attending within 3 months - Adults	293	2,217	13.2%	14.9%	15.9%	16.0%
% of FP17s for the same patient ID Re-attending between 3 & 9 months - Children	361	612	59.0%	59.9%	60.4%	58.0%
% of FP17s for the same patient ID Re-attending between 3 & 9 months - Adults	889	2,217	40.1%	52.2%	52.3%	50.9%
% of FP17s for Band 1 Urgent Courses	149	2,172	6.9%	10.0%	9.5%	9.1%
% of FP17s Relating to Free Repair or Replacements	2	2,172	0.1%	0.6%	0.7%	0.8%
% of FP17s Relating to Continuations	27	2,172	1.2%	1.1%	1.0%	1.1%
% of Patients satisfied with the dentistry they have received	10	10	100.0%	93.1%	91.9%	91.7%
% of Patients satisfied with the time they had to wait for an appointment	9	10	90.0%	87.9%	88.0%	88.0%

\* This is based on patients treated on this contract for their most recent course of treatment. Figures in italics indicate the base number of FP17s or Patient Questionnaire responses are less than 100. N/A is shown where the base number of responses is less than 10 during the period. % is calculated as Quantity/Base number\*100

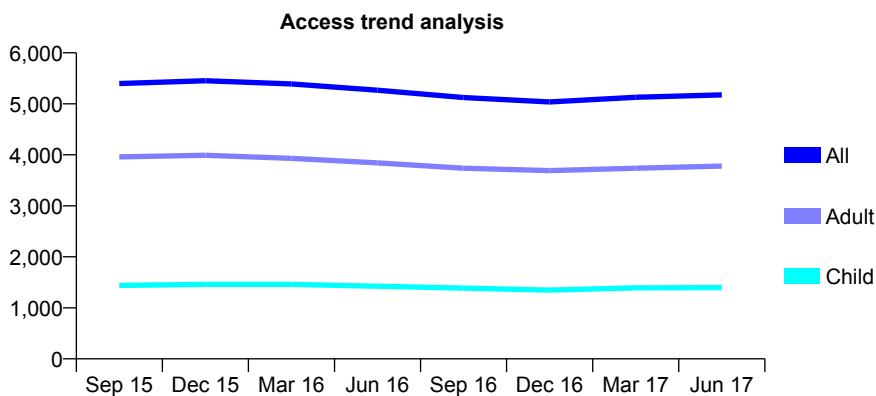
## Q70 - Vital Signs At a Glance Contract Report for 170046/0001 - June 2017

Name or company name	Mr T Darling
Contract type name	GDS Contract
Purpose of contract	General and Orthodontic
Contract start date	01/12/2012
Contract end date	

17/18 Contracted general activity (UDA)	13,766
Carry forward general activity (UDA)	0
17/18 Contracted orthodontic activity (UOA)	221
Carry forward orthodontic activity (UOA)	0
Baseline contract value	£345,715.42

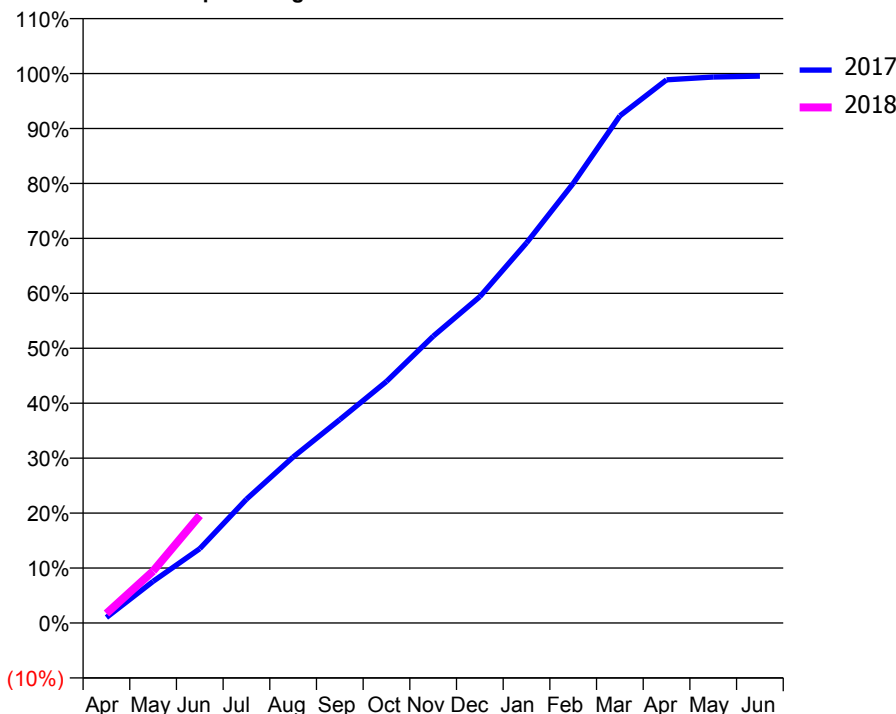
### ACCESS\*

Patients seen in 24 months	Total	Change since previous quarter
Quarter ending June 2016	5,266	
Quarter ending September 2016	5,123	↓
Quarter ending December 2016	5,036	↓
Quarter ending March 2017	5,128	→
Quarter ending June 2017	5,175	→
<b>Variance since June 2016</b>	<b>(1.7%)</b>	<b>↓</b>



### ACTIVITY

Cumulative percentage of contracted UDA delivered 2017 & 2018



Month	Adjusted Scheduled Activity (UDA)	
	2017	2018
April	138	238
May	1,043	1,300
June	1,861	2,693
July	3,103	
August	4,157	
September	5,097	
October	6,052	
November	7,184	
December	8,175	
January	9,522	
February	11,011	
March	12,705	
April	13,608	
May	13,676	
June	13,701	

### QUALITY

	Quantity	Base Number	Contract	AT	Region	England
% of FP17s for the same patient ID Re-attending within 3 months - Children	38	464	8.2%	10.6%	11.6%	12.0%
% of FP17s for the same patient ID Re-attending within 3 months - Adults	169	1,188	14.2%	14.9%	15.9%	16.0%
% of FP17s for the same patient ID Re-attending between 3 & 9 months - Children	255	464	55.0%	59.9%	60.4%	58.0%
% of FP17s for the same patient ID Re-attending between 3 & 9 months - Adults	528	1,188	44.4%	52.2%	52.3%	50.9%
% of FP17s for Band 1 Urgent Courses	87	1,236	7.0%	10.0%	9.5%	9.1%
% of FP17s Relating to Free Repair or Replacements	0	1,236	0.0%	0.6%	0.7%	0.8%
% of FP17s Relating to Continuations	37	1,236	3.0%	1.1%	1.0%	1.1%
% of Patients satisfied with the dentistry they have received	4	4	N/A	93.1%	91.9%	91.7%
% of Patients satisfied with the time they had to wait for an appointment	4	4	N/A	87.9%	88.0%	88.0%

\* This is based on patients treated on this contract for their most recent course of treatment. Figures in italics indicate the base number of FP17s or Patient Questionnaire responses are less than 100. N/A is shown where the base number of responses is less than 10 during the period. % is calculated as Quantity/Base number\*100

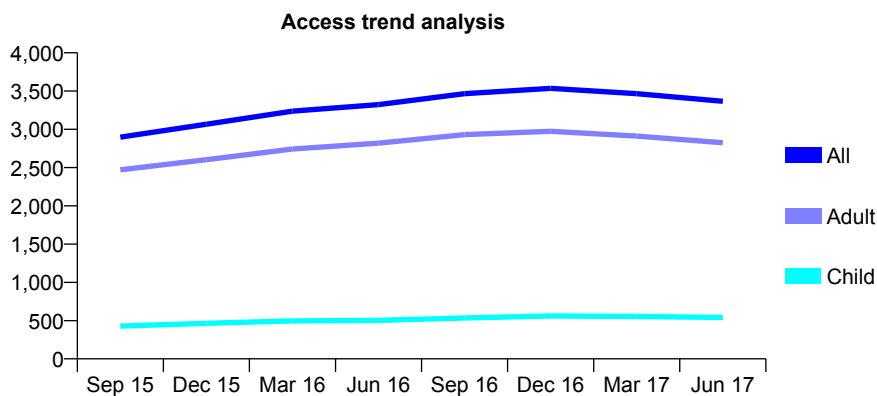
## Q70 - Vital Signs At a Glance Contract Report for 170127/0001 - June 2017

Name or company name	The Erfans
Contract type name	GDS Contract
Purpose of contract	General
Contract start date	16/04/2012
Contract end date	

17/18 Contracted general activity (UDA)	9,107
Carry forward general activity (UDA)	0
17/18 Contracted orthodontic activity (UOA)	0
Carry forward orthodontic activity (UOA)	0
Baseline contract value	£223,970.41

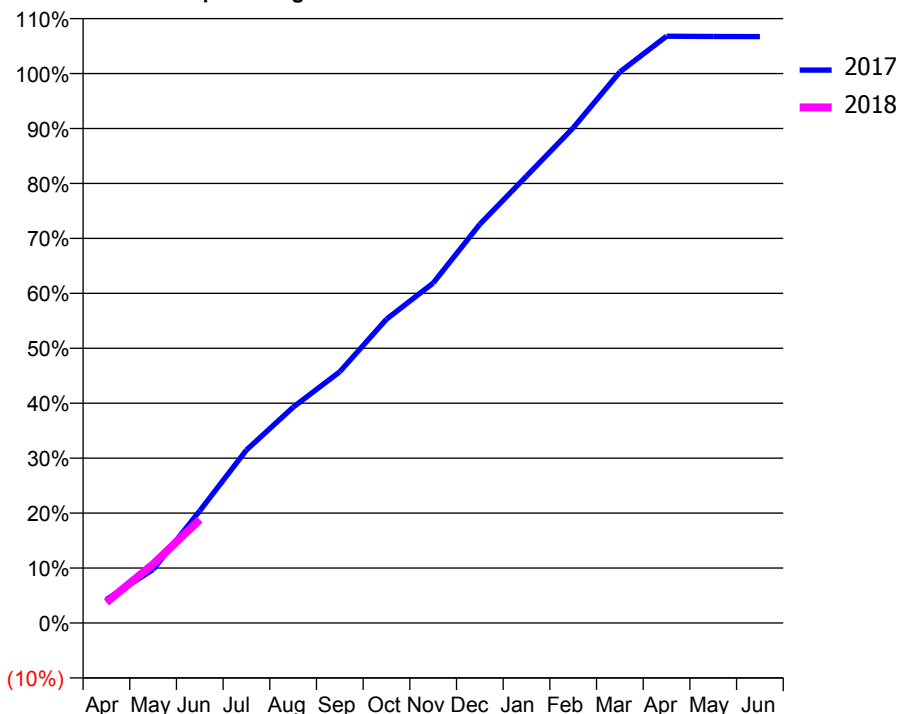
### ACCESS\*

Patients seen in 24 months	Total	Change since previous quarter
Quarter ending June 2016	3,323	
Quarter ending September 2016	3,465	↑
Quarter ending December 2016	3,536	↑
Quarter ending March 2017	3,465	↓
Quarter ending June 2017	3,366	↓
<b>Variance since June 2016</b>	<b>1.3%</b>	→



### ACTIVITY

Cumulative percentage of contracted UDA delivered 2017 & 2018



Adjusted Scheduled Activity (UDA)

Month	2017	2018
April	389	343
May	888	977
June	1,860	1,714
July	2,867	
August	3,576	
September	4,164	
October	5,035	
November	5,634	
December	6,609	
January	7,408	
February	8,207	
March	9,134	
April	9,725	
May	9,721	
June	9,718	

### QUALITY

	Quantity	Base Number	Contract	AT	Region	England
% of FP17s for the same patient ID Re-attending within 3 months - Children	10	155	6.5%	10.6%	11.6%	12.0%
% of FP17s for the same patient ID Re-attending within 3 months - Adults	94	866	10.9%	14.9%	15.9%	16.0%
% of FP17s for the same patient ID Re-attending between 3 & 9 months - Children	96	155	61.9%	59.9%	60.4%	58.0%
% of FP17s for the same patient ID Re-attending between 3 & 9 months - Adults	601	866	69.4%	52.2%	52.3%	50.9%
% of FP17s for Band 1 Urgent Courses	44	820	5.4%	10.0%	9.5%	9.1%
% of FP17s Relating to Free Repair or Replacements	9	820	1.1%	0.6%	0.7%	0.8%
% of FP17s Relating to Continuations	16	820	2.0%	1.1%	1.0%	1.1%
% of Patients satisfied with the dentistry they have received	14	16	87.5%	93.1%	91.9%	91.7%
% of Patients satisfied with the time they had to wait for an appointment	13	16	81.3%	87.9%	88.0%	88.0%

\* This is based on patients treated on this contract for their most recent course of treatment. Figures in italics indicate the base number of FP17s or Patient Questionnaire responses are less than 100. N/A is shown where the base number of responses is less than 10 during the period. % is calculated as Quantity/Base number\*100

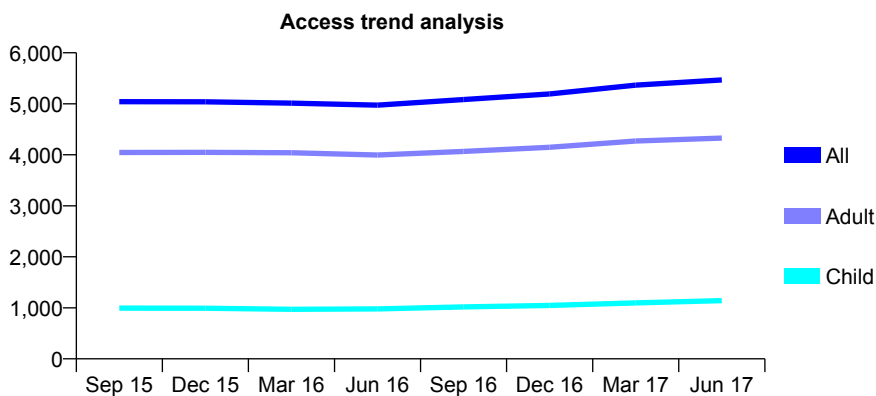
## Q70 - Vital Signs At a Glance Contract Report for 170542/0001 - June 2017

Name or company name	Mr A Ebodi Deljoujin
Contract type name	GDS Contract
Purpose of contract	General
Contract start date	01/10/2010
Contract end date	

17/18 Contracted general activity (UDA)	17,076
Carry forward general activity (UDA)	0
17/18 Contracted orthodontic activity (UOA)	0
Carry forward orthodontic activity (UOA)	0
Baseline contract value	£405,543.97

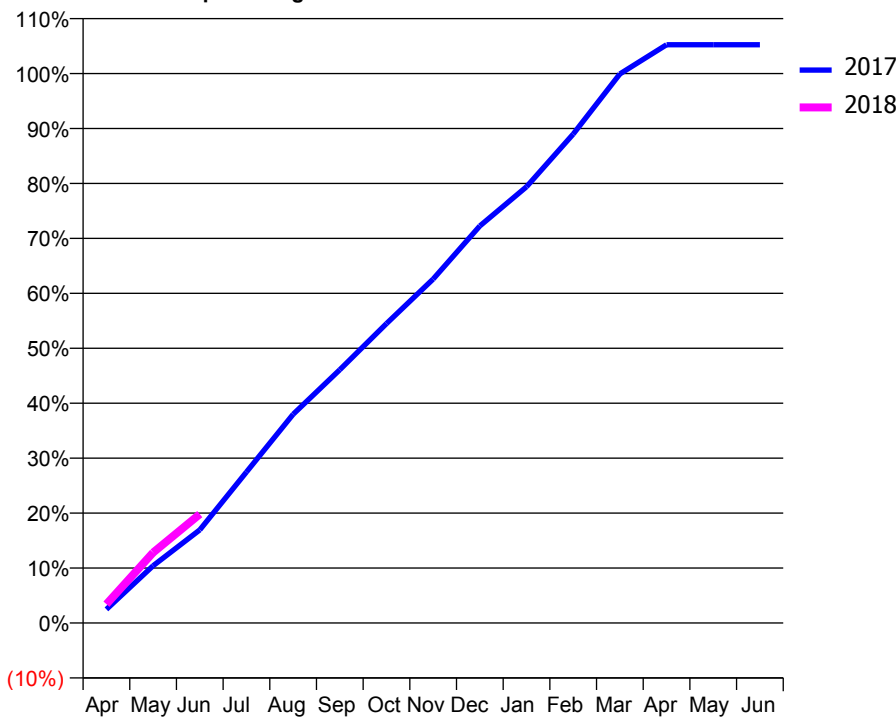
### ACCESS\*

Patients seen in 24 months	Total	Change since previous quarter
Quarter ending June 2016	4,974	
Quarter ending September 2016	5,083	↑
Quarter ending December 2016	5,193	↑
Quarter ending March 2017	5,367	↑
Quarter ending June 2017	5,468	→
<b>Variance since June 2016</b>	<b>9.9%</b>	<b>↑</b>



### ACTIVITY

Cumulative percentage of contracted UDA delivered 2017 & 2018



Month	Adjusted Scheduled Activity (UDA)	
	2017	2018
April	426	587
May	1,780	2,191
June	2,894	3,382
July	4,695	
August	6,488	
September	7,871	
October	9,303	
November	10,688	
December	12,337	
January	13,555	
February	15,192	
March	17,063	
April	17,972	
May	17,972	
June	17,969	

### QUALITY

	Quantity	Base Number	Contract	AT	Region	England
% of FP17s for the same patient ID Re-attending within 3 months - Children	19	407	4.7%	10.6%	11.6%	12.0%
% of FP17s for the same patient ID Re-attending within 3 months - Adults	227	1,664	13.6%	14.9%	15.9%	16.0%
% of FP17s for the same patient ID Re-attending between 3 & 9 months - Children	245	407	60.2%	59.9%	60.4%	58.0%
% of FP17s for the same patient ID Re-attending between 3 & 9 months - Adults	1,092	1,664	65.6%	52.2%	52.3%	50.9%
% of FP17s for Band 1 Urgent Courses	120	1,725	7.0%	10.0%	9.5%	9.1%
% of FP17s Relating to Free Repair or Replacements	6	1,725	0.3%	0.6%	0.7%	0.8%
% of FP17s Relating to Continuations	26	1,725	1.5%	1.1%	1.0%	1.1%
% of Patients satisfied with the dentistry they have received	11	12	91.7%	93.1%	91.9%	91.7%
% of Patients satisfied with the time they had to wait for an appointment	12	12	100.0%	87.9%	88.0%	88.0%

\* This is based on patients treated on this contract for their most recent course of treatment. Figures in italics indicate the base number of FP17s or Patient Questionnaire responses are less than 100. N/A is shown where the base number of responses is less than 10 during the period. % is calculated as Quantity/Base number\*100



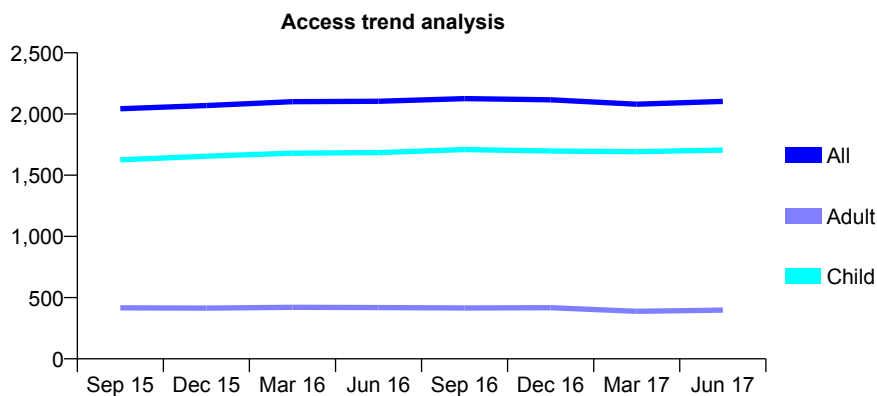
## Q70 - Vital Signs At a Glance Contract Report for 171921/0001 - June 2017

Name or company name	Beauchamp House Dental Surgery
Contract type name	GDS Contract
Purpose of contract	General
Contract start date	01/04/2009
Contract end date	

17/18 Contracted general activity (UDA)	5,000
Carry forward general activity (UDA)	0
17/18 Contracted orthodontic activity (UOA)	0
Carry forward orthodontic activity (UOA)	0
Baseline contract value	£153,223.38

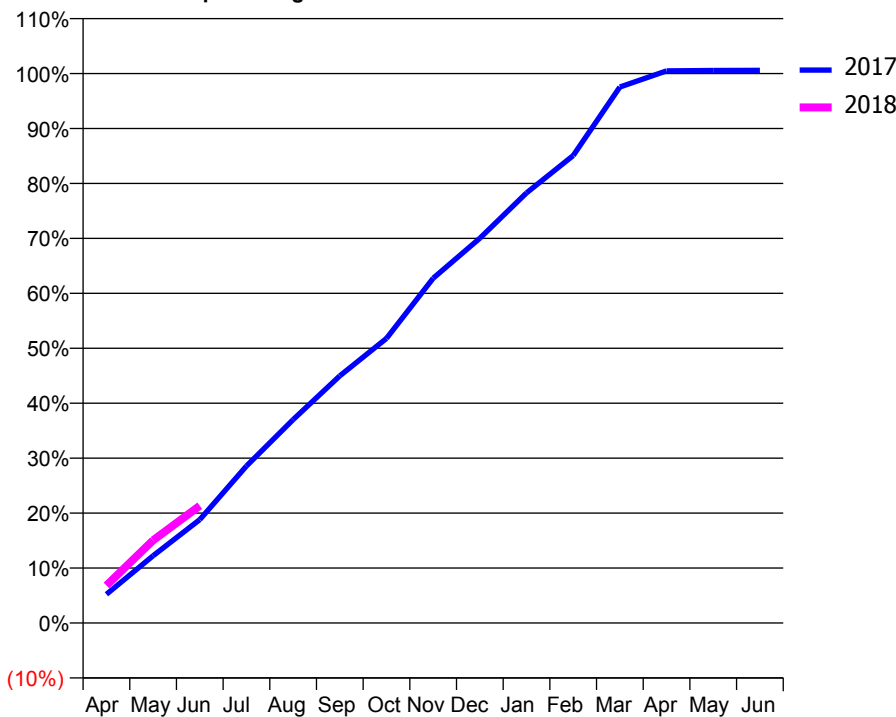
### ACCESS\*

Patients seen in 24 months	Total	Change since previous quarter
Quarter ending June 2016	2,104	
Quarter ending September 2016	2,126	→
Quarter ending December 2016	2,116	→
Quarter ending March 2017	2,080	↓
Quarter ending June 2017	2,103	→
<b>Variance since June 2016</b>	<b>(0.0%)</b>	<b>→</b>



### ACTIVITY

Cumulative percentage of contracted UDA delivered 2017 & 2018



Month	Adjusted Scheduled Activity (UDA)	
	2017	2018
April	261	342
May	612	753
June	941	1,067
July	1,429	
August	1,851	
September	2,249	
October	2,589	
November	3,137	
December	3,501	
January	3,914	
February	4,253	
March	4,877	
April	5,024	
May	5,027	
June	5,028	

### QUALITY

	Quantity	Base Number	Contract	AT	Region	England
% of FP17s for the same patient ID Re-attending within 3 months - Children	64	688	9.3%	10.6%	11.6%	12.0%
% of FP17s for the same patient ID Re-attending within 3 months - Adults	13	91	14.3%	14.9%	15.9%	16.0%
% of FP17s for the same patient ID Re-attending between 3 & 9 months - Children	486	688	70.6%	59.9%	60.4%	58.0%
% of FP17s for the same patient ID Re-attending between 3 & 9 months - Adults	51	91	56.0%	52.2%	52.3%	50.9%
% of FP17s for Band 1 Urgent Courses	22	687	3.2%	10.0%	9.5%	9.1%
% of FP17s Relating to Free Repair or Replacements	0	687	0.0%	0.6%	0.7%	0.8%
% of FP17s Relating to Continuations	0	687	0.0%	1.1%	1.0%	1.1%
% of Patients satisfied with the dentistry they have received	13	13	100.0%	93.1%	91.9%	91.7%
% of Patients satisfied with the time they had to wait for an appointment	13	13	100.0%	87.9%	88.0%	88.0%

\* This is based on patients treated on this contract for their most recent course of treatment. Figures in italics indicate the base number of FP17s or Patient Questionnaire responses are less than 100. N/A is shown where the base number of responses is less than 10 during the period. % is calculated as Quantity/Base number\*100

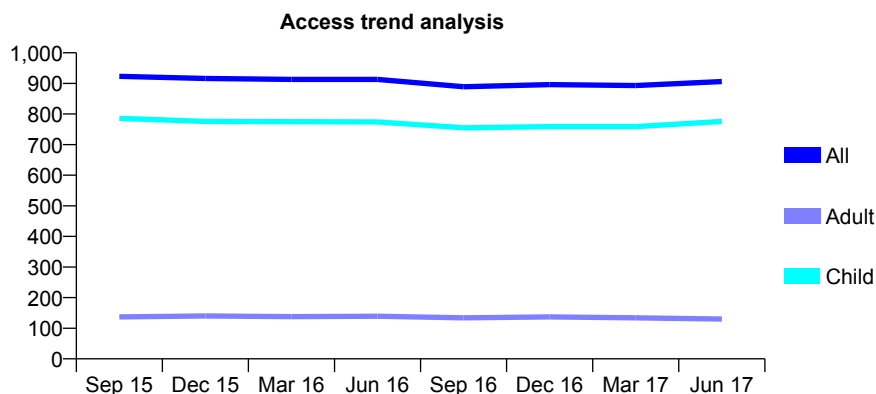
## Q70 - Vital Signs At a Glance Contract Report for 173363/0001 - June 2017

Name or company name	MLL Portchester
Contract type name	GDS Contract
Purpose of contract	General
Contract start date	01/10/2009
Contract end date	

17/18 Contracted general activity (UDA)	1,430
Carry forward general activity (UDA)	0
17/18 Contracted orthodontic activity (UOA)	0
Carry forward orthodontic activity (UOA)	0
Baseline contract value	£36,232.86

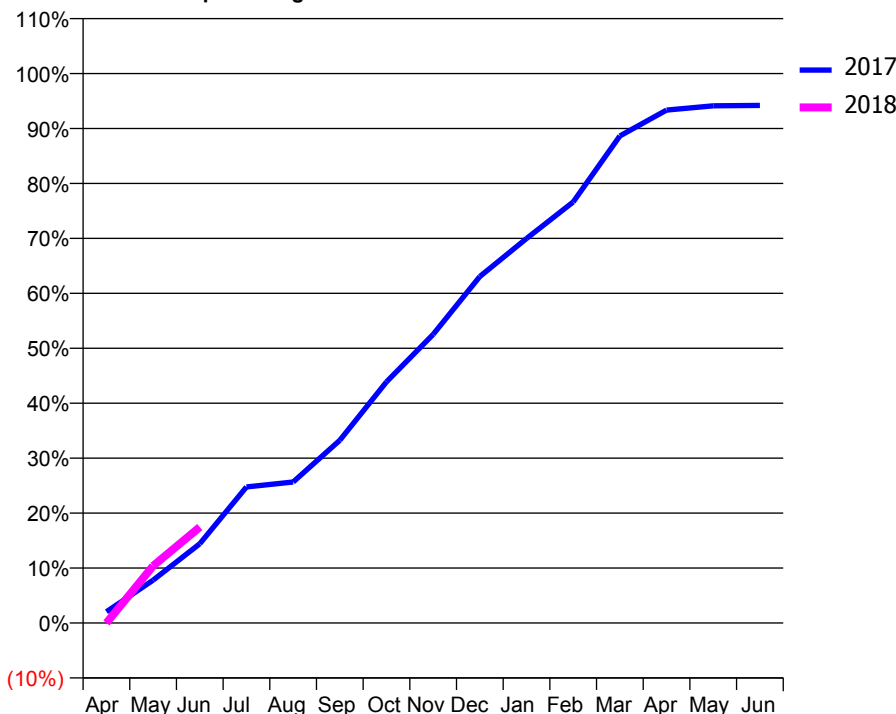
### ACCESS\*

Patients seen in 24 months	Total	Change since previous quarter
Quarter ending June 2016	913	
Quarter ending September 2016	889	↓
Quarter ending December 2016	896	→
Quarter ending March 2017	893	→
Quarter ending June 2017	906	→
<b>Variance since June 2016</b>	<b>(0.8%)</b>	→



### ACTIVITY

Cumulative percentage of contracted UDA delivered 2017 & 2018



Adjusted Scheduled Activity (UDA)

Month	2017	2018
April	29	0
May	112	149
June	206	250
July	354	
August	367	
September	476	
October	628	
November	751	
December	902	
January	1,001	
February	1,096	
March	1,268	
April	1,335	
May	1,346	
June	1,347	

### QUALITY

	Quantity	Base Number	Contract	AT	Region	England
% of FP17s for the same patient ID Re-attending within 3 months - Children	5	213	2.3%	10.6%	11.6%	12.0%
% of FP17s for the same patient ID Re-attending within 3 months - Adults	0	15	0.0%	14.9%	15.9%	16.0%
% of FP17s for the same patient ID Re-attending between 3 & 9 months - Children	79	213	37.1%	59.9%	60.4%	58.0%
% of FP17s for the same patient ID Re-attending between 3 & 9 months - Adults	4	15	26.7%	52.2%	52.3%	50.9%
% of FP17s for Band 1 Urgent Courses	9	171	5.3%	10.0%	9.5%	9.1%
% of FP17s Relating to Free Repair or Replacements	0	171	0.0%	0.6%	0.7%	0.8%
% of FP17s Relating to Continuations	0	171	0.0%	1.1%	1.0%	1.1%
% of Patients satisfied with the dentistry they have received	1	1	N/A	93.1%	91.9%	91.7%
% of Patients satisfied with the time they had to wait for an appointment	1	1	N/A	87.9%	88.0%	88.0%

\* This is based on patients treated on this contract for their most recent course of treatment. Figures in italics indicate the base number of FP17s or Patient Questionnaire responses are less than 100. N/A is shown where the base number of responses is less than 10 during the period. % is calculated as Quantity/Base number\*100

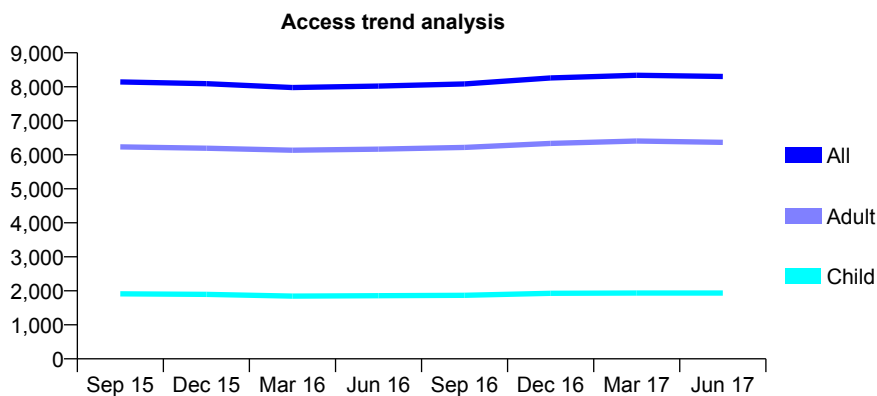
## Q70 - Vital Signs At a Glance Contract Report for 175226/0001 - June 2017

Name or company name	Forest Gate Dental Practice
Contract type name	GDS Contract
Purpose of contract	General
Contract start date	01/04/2009
Contract end date	

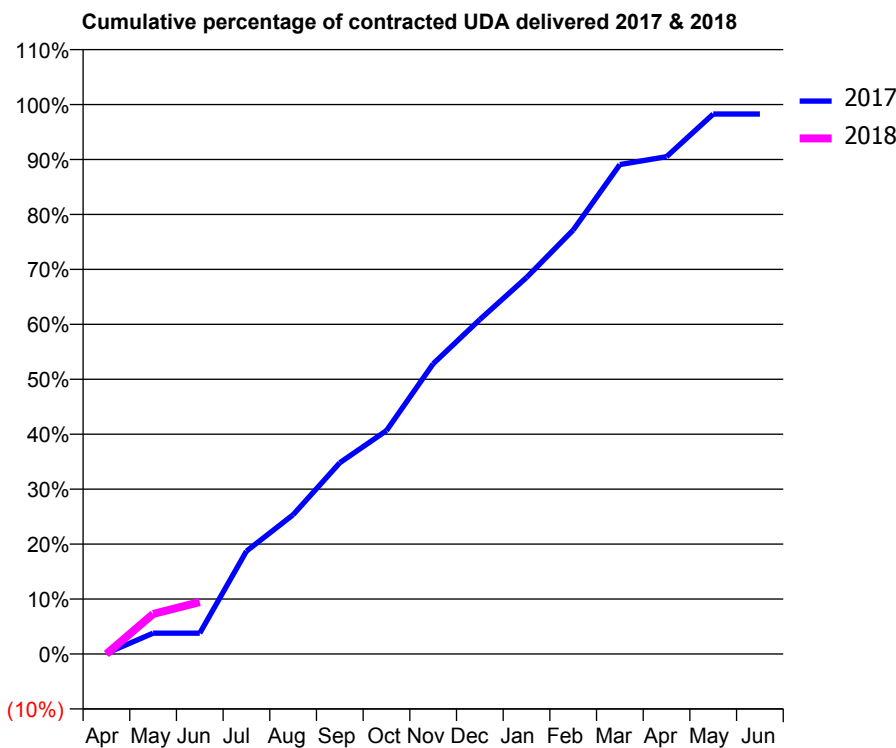
17/18 Contracted general activity (UDA)	26,029
Carry forward general activity (UDA)	0
17/18 Contracted orthodontic activity (UOA)	0
Carry forward orthodontic activity (UOA)	0
Baseline contract value	£762,873.98

### ACCESS\*

Patients seen in 24 months	Total	Change since previous quarter
Quarter ending June 2016	8,023	
Quarter ending September 2016	8,083	→
Quarter ending December 2016	8,261	↑
Quarter ending March 2017	8,340	→
Quarter ending June 2017	8,302	→
<b>Variance since June 2016</b>	<b>3.5%</b>	<b>↑</b>



### ACTIVITY



Month	Adjusted Scheduled Activity (UDA)	
	2017	2018
April	35	0
May	985	1,901
June	985	2,460
July	4,872	
August	6,597	
September	9,059	
October	10,581	
November	13,751	
December	15,846	
January	17,832	
February	20,085	
March	23,186	
April	23,555	
May	25,577	
June	25,577	

### QUALITY

	Quantity	Base Number	Contract	AT	Region	England
% of FP17s for the same patient ID Re-attending within 3 months - Children	21	413	5.1%	10.6%	11.6%	12.0%
% of FP17s for the same patient ID Re-attending within 3 months - Adults	208	1,498	13.9%	14.9%	15.9%	16.0%
% of FP17s for the same patient ID Re-attending between 3 & 9 months - Children	248	413	60.0%	59.9%	60.4%	58.0%
% of FP17s for the same patient ID Re-attending between 3 & 9 months - Adults	804	1,498	53.7%	52.2%	52.3%	50.9%
% of FP17s for Band 1 Urgent Courses	108	1,254	8.6%	10.0%	9.5%	9.1%
% of FP17s Relating to Free Repair or Replacements	14	1,254	1.1%	0.6%	0.7%	0.8%
% of FP17s Relating to Continuations	29	1,254	2.3%	1.1%	1.0%	1.1%
% of Patients satisfied with the dentistry they have received	8	9	N/A	93.1%	91.9%	91.7%
% of Patients satisfied with the time they had to wait for an appointment	7	9	N/A	87.9%	88.0%	88.0%

\* This is based on patients treated on this contract for their most recent course of treatment. Figures in italics indicate the base number of FP17s or Patient Questionnaire responses are less than 100. N/A is shown where the base number of responses is less than 10 during the period. % is calculated as Quantity/Base number\*100

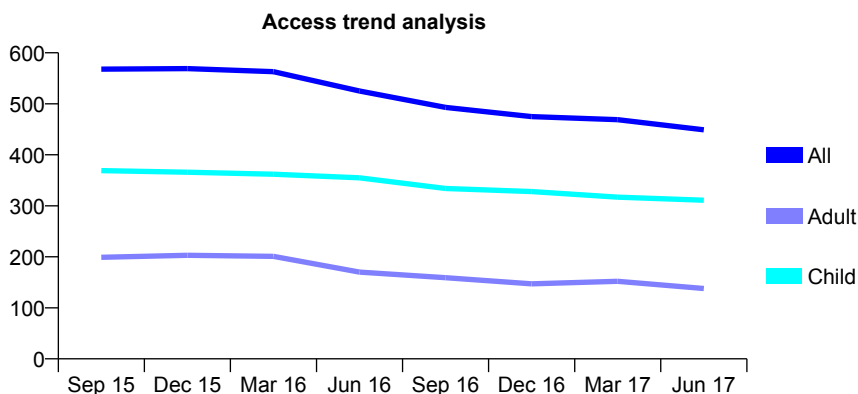
## Q70 - Vital Signs At a Glance Contract Report for 177148/0001 - June 2017

Name or company name	Miss S K Dau
Contract type name	GDS Contract
Purpose of contract	General
Contract start date	01/02/2014
Contract end date	

17/18 Contracted general activity (UDA)	1,500
Carry forward general activity (UDA)	0
17/18 Contracted orthodontic activity (UOA)	0
Carry forward orthodontic activity (UOA)	0
Baseline contract value	£35,266.90

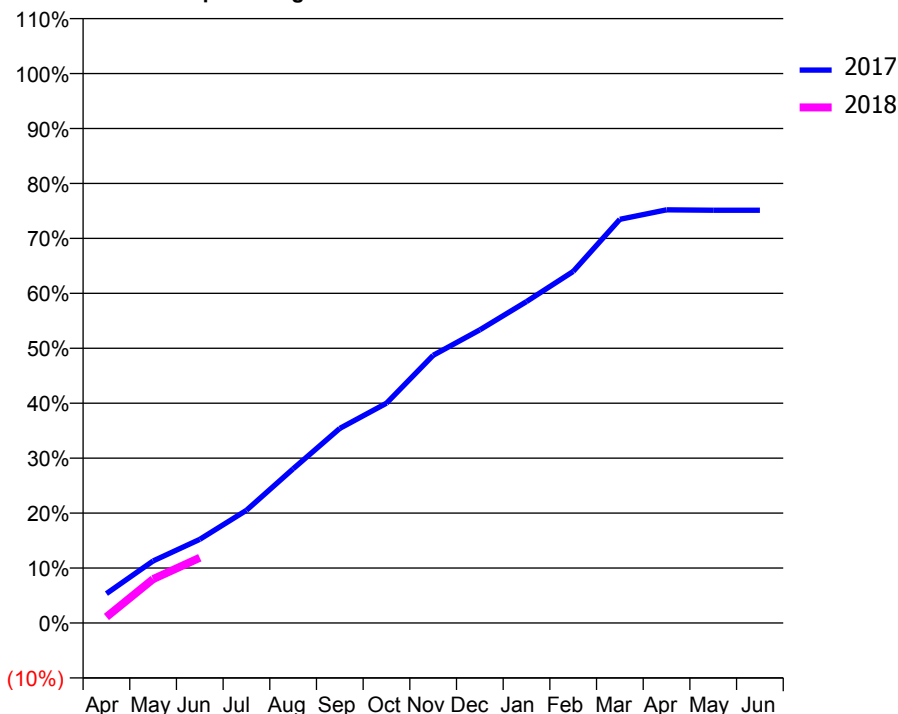
### ACCESS\*

Patients seen in 24 months	Total	Change since previous quarter
Quarter ending June 2016	525	
Quarter ending September 2016	493	↓
Quarter ending December 2016	475	↓
Quarter ending March 2017	469	↓
Quarter ending June 2017	449	↓
<b>Variance since June 2016</b>	<b>(14.5%)</b>	<b>↓</b>



### ACTIVITY

Cumulative percentage of contracted UDA delivered 2017 & 2018



Adjusted Scheduled Activity (UDA)

Month	2017	2018
April	80	17
May	169	120
June	228	178
July	308	
August	421	
September	531	
October	600	
November	731	
December	800	
January	878	
February	960	
March	1,102	
April	1,128	
May	1,127	
June	1,127	

### QUALITY

	Quantity	Base Number	Contract	AT	Region	England
% of FP17s for the same patient ID Re-attending within 3 months - Children	4	112	3.6%	10.6%	11.6%	12.0%
% of FP17s for the same patient ID Re-attending within 3 months - Adults	0	24	0.0%	14.9%	15.9%	16.0%
% of FP17s for the same patient ID Re-attending between 3 & 9 months - Children	80	112	71.4%	59.9%	60.4%	58.0%
% of FP17s for the same patient ID Re-attending between 3 & 9 months - Adults	15	24	62.5%	52.2%	52.3%	50.9%
% of FP17s for Band 1 Urgent Courses	5	117	4.3%	10.0%	9.5%	9.1%
% of FP17s Relating to Free Repair or Replacements	0	117	0.0%	0.6%	0.7%	0.8%
% of FP17s Relating to Continuations	0	117	0.0%	1.1%	1.0%	1.1%
% of Patients satisfied with the dentistry they have received	2	2	N/A	93.1%	91.9%	91.7%
% of Patients satisfied with the time they had to wait for an appointment	2	2	N/A	87.9%	88.0%	88.0%

\* This is based on patients treated on this contract for their most recent course of treatment. Figures in italics indicate the base number of FP17s or Patient Questionnaire responses are less than 100. N/A is shown where the base number of responses is less than 10 during the period. % is calculated as Quantity/Base number\*100

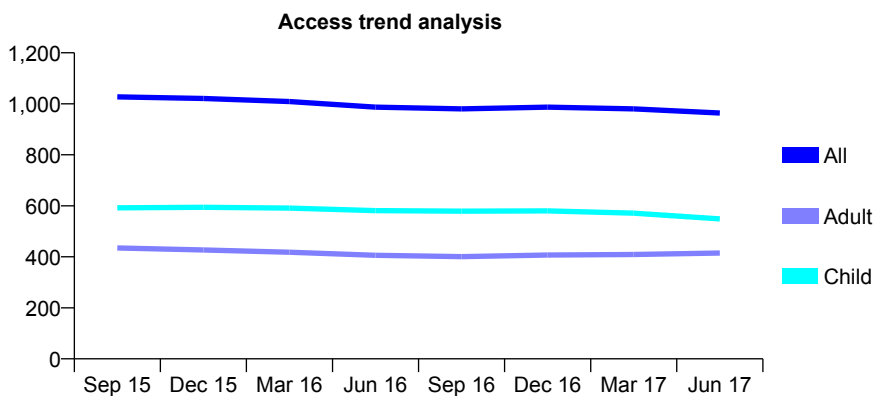
## Q70 - Vital Signs At a Glance Contract Report for 177571/0001 - June 2017

Name or company name	Mr M Dellafera
Contract type name	GDS Contract
Purpose of contract	General
Contract start date	01/07/2008
Contract end date	

17/18 Contracted general activity (UDA)	2,600
Carry forward general activity (UDA)	0
17/18 Contracted orthodontic activity (UOA)	0
Carry forward orthodontic activity (UOA)	0
Baseline contract value	£58,441.76

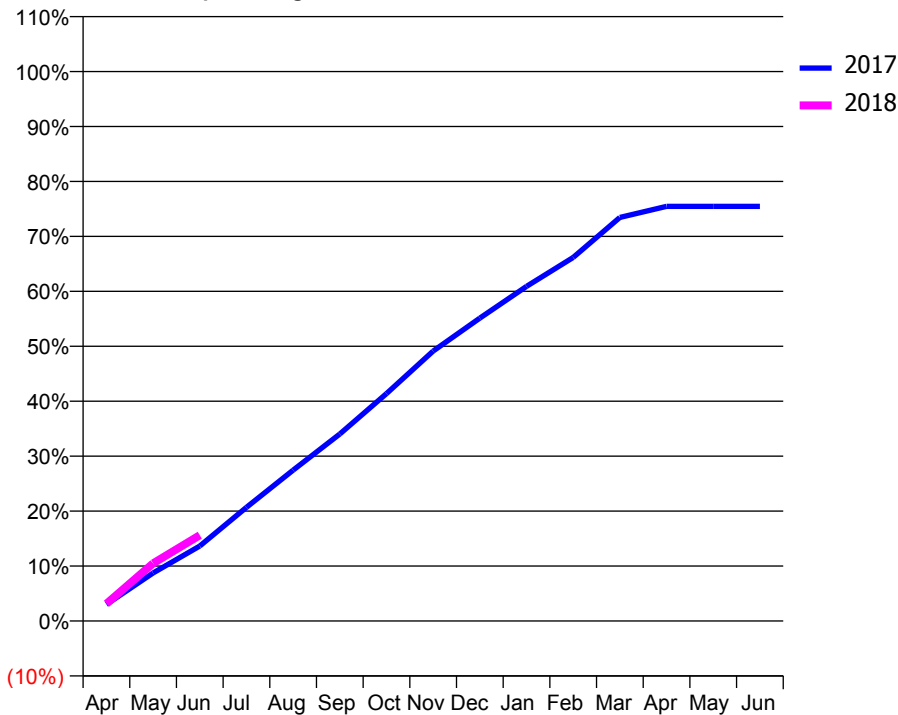
### ACCESS\*

Patients seen in 24 months	Total	Change since previous quarter
Quarter ending June 2016	987	
Quarter ending September 2016	980	→
Quarter ending December 2016	987	→
Quarter ending March 2017	980	→
Quarter ending June 2017	964	↓
<b>Variance since June 2016</b>	<b>(2.3%)</b>	<b>↓</b>



### ACTIVITY

Cumulative percentage of contracted UDA delivered 2017 & 2018



Adjusted Scheduled Activity (UDA)

Month	2017	2018
April	79	82
May	227	273
June	355	406
July	538	
August	714	
September	885	
October	1,076	
November	1,278	
December	1,433	
January	1,583	
February	1,720	
March	1,909	
April	1,962	
May	1,962	
June	1,962	

### QUALITY

	Quantity	Base Number	Contract	AT	Region	England
% of FP17s for the same patient ID Re-attending within 3 months - Children	11	236	4.7%	10.6%	11.6%	12.0%
% of FP17s for the same patient ID Re-attending within 3 months - Adults	14	122	11.5%	14.9%	15.9%	16.0%
% of FP17s for the same patient ID Re-attending between 3 & 9 months - Children	177	236	75.0%	59.9%	60.4%	58.0%
% of FP17s for the same patient ID Re-attending between 3 & 9 months - Adults	70	122	57.4%	52.2%	52.3%	50.9%
% of FP17s for Band 1 Urgent Courses	10	320	3.1%	10.0%	9.5%	9.1%
% of FP17s Relating to Free Repair or Replacements	0	320	0.0%	0.6%	0.7%	0.8%
% of FP17s Relating to Continuations	3	320	0.9%	1.1%	1.0%	1.1%
% of Patients satisfied with the dentistry they have received	1	1	N/A	93.1%	91.9%	91.7%
% of Patients satisfied with the time they had to wait for an appointment	1	1	N/A	87.9%	88.0%	88.0%

\* This is based on patients treated on this contract for their most recent course of treatment. Figures in italics indicate the base number of FP17s or Patient Questionnaire responses are less than 100. N/A is shown where the base number of responses is less than 10 during the period. % is calculated as Quantity/Base number\*100

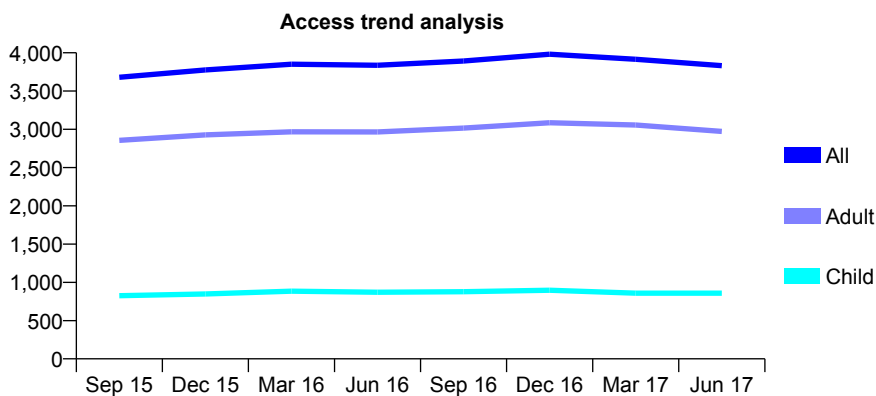
## Q70 - Vital Signs At a Glance Contract Report for 179418/0001 - June 2017

Name or company name	Moonlight Dental Surgeries Ltd
Contract type name	GDS Contract
Purpose of contract	General
Contract start date	01/10/2008
Contract end date	

17/18 Contracted general activity (UDA)	14,000
Carry forward general activity (UDA)	0
17/18 Contracted orthodontic activity (UOA)	0
Carry forward orthodontic activity (UOA)	0
Baseline contract value	£346,067.12

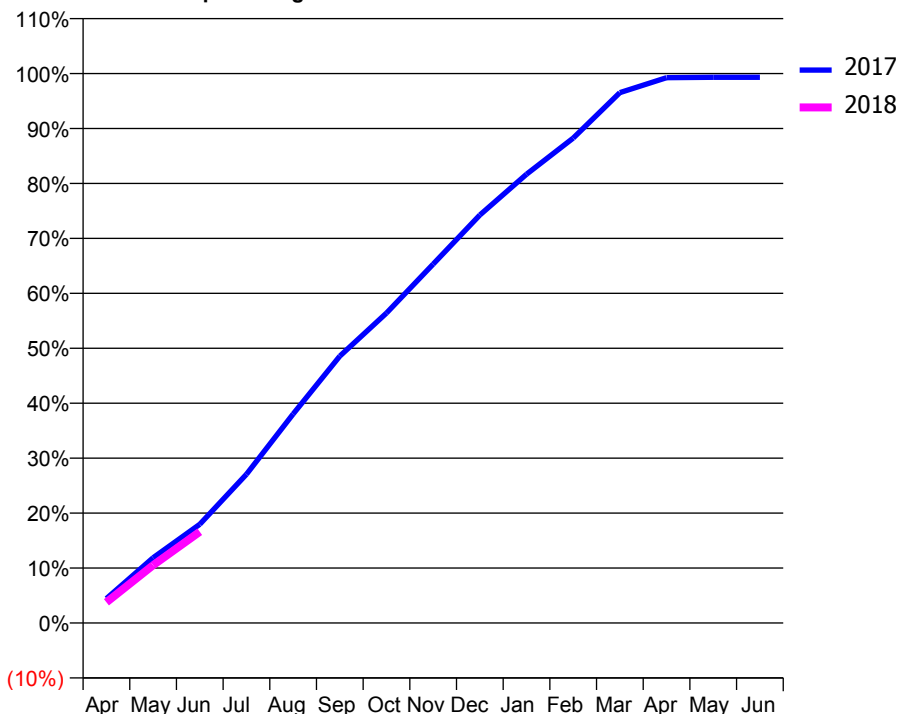
### ACCESS\*

Patients seen in 24 months	Total	Change since previous quarter
Quarter ending June 2016	3,837	
Quarter ending September 2016	3,893	→
Quarter ending December 2016	3,982	↑
Quarter ending March 2017	3,915	↓
Quarter ending June 2017	3,832	↓
<b>Variance since June 2016</b>	<b>(0.1%)</b>	<b>→</b>



### ACTIVITY

Cumulative percentage of contracted UDA delivered 2017 & 2018



Month	Adjusted Scheduled Activity (UDA)	
	2017	2018
April	622	529
May	1,664	1,474
June	2,515	2,326
July	3,790	
August	5,325	
September	6,801	
October	7,896	
November	9,144	
December	10,396	
January	11,433	
February	12,355	
March	13,514	
April	13,894	
May	13,903	
June	13,903	

### QUALITY

	Quantity	Base Number	Contract	AT	Region	England
% of FP17s for the same patient ID Re-attending within 3 months - Children	24	437	5.5%	10.6%	11.6%	12.0%
% of FP17s for the same patient ID Re-attending within 3 months - Adults	111	1,041	10.7%	14.9%	15.9%	16.0%
% of FP17s for the same patient ID Re-attending between 3 & 9 months - Children	308	437	70.5%	59.9%	60.4%	58.0%
% of FP17s for the same patient ID Re-attending between 3 & 9 months - Adults	693	1,041	66.6%	52.2%	52.3%	50.9%
% of FP17s for Band 1 Urgent Courses	82	1,310	6.3%	10.0%	9.5%	9.1%
% of FP17s Relating to Free Repair or Replacements	6	1,310	0.5%	0.6%	0.7%	0.8%
% of FP17s Relating to Continuations	5	1,310	0.4%	1.1%	1.0%	1.1%
% of Patients satisfied with the dentistry they have received	6	6	N/A	93.1%	91.9%	91.7%
% of Patients satisfied with the time they had to wait for an appointment	6	6	N/A	87.9%	88.0%	88.0%

\* This is based on patients treated on this contract for their most recent course of treatment. Figures in italics indicate the base number of FP17s or Patient Questionnaire responses are less than 100. N/A is shown where the base number of responses is less than 10 during the period. % is calculated as Quantity/Base number\*100

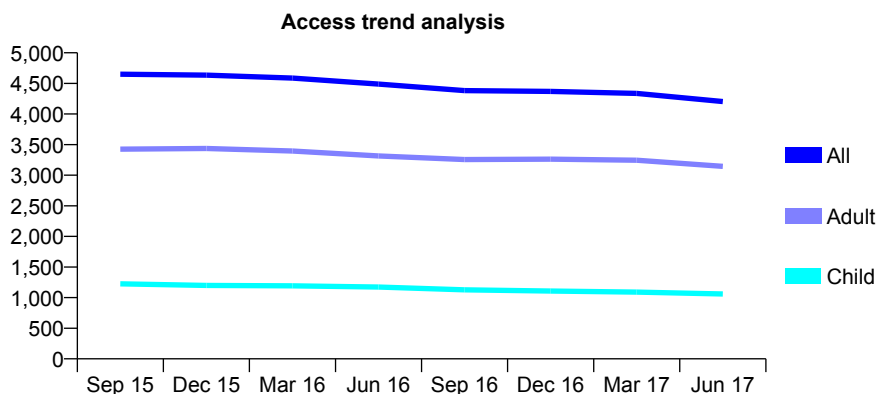
## Q70 - Vital Signs At a Glance Contract Report for 179981/0001 - June 2017

Name or company name	Tolpuddle Dental Practice Ltd
Contract type name	GDS Contract
Purpose of contract	General
Contract start date	06/04/2007
Contract end date	

17/18 Contracted general activity (UDA)	13,500
Carry forward general activity (UDA)	0
17/18 Contracted orthodontic activity (UOA)	0
Carry forward orthodontic activity (UOA)	0
Baseline contract value	£338,716.57

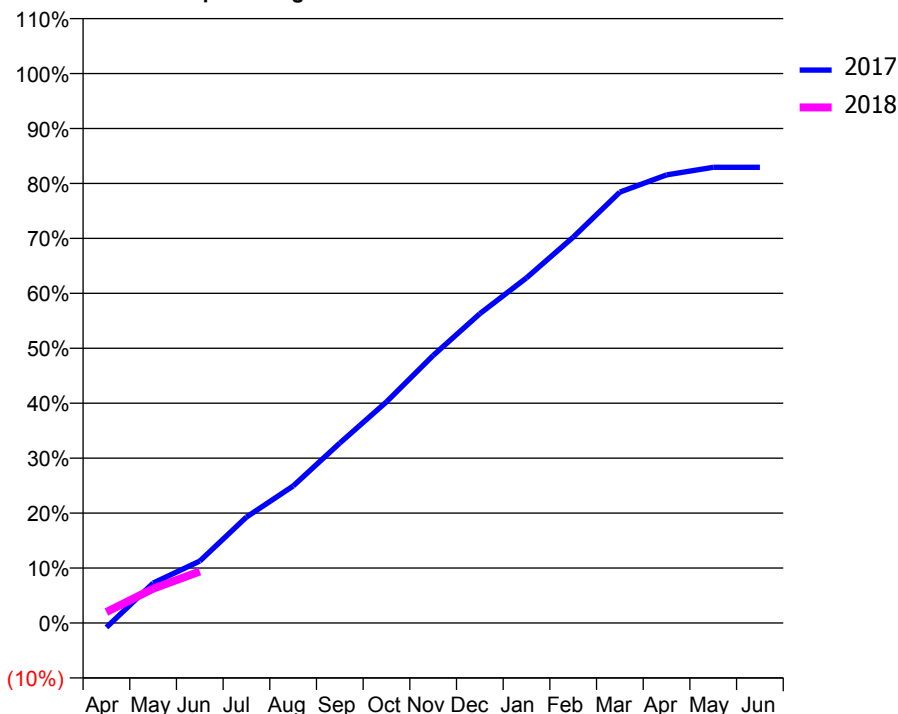
### ACCESS\*

Patients seen in 24 months	Total	Change since previous quarter
Quarter ending June 2016	4,489	
Quarter ending September 2016	4,383	↓
Quarter ending December 2016	4,370	→
Quarter ending March 2017	4,336	→
Quarter ending June 2017	4,203	↓
<b>Variance since June 2016</b>	<b>(6.4%)</b>	<b>↓</b>



### ACTIVITY

Cumulative percentage of contracted UDA delivered 2017 & 2018



Adjusted Scheduled Activity (UDA)

Month	2017	2018
April	-108	271
May	982	842
June	1,523	1,267
July	2,603	
August	3,366	
September	4,422	
October	5,434	
November	6,574	
December	7,600	
January	8,479	
February	9,479	
March	10,586	
April	11,008	
May	11,197	
June	11,197	

### QUALITY

	Quantity	Base Number	Contract	AT	Region	England
% of FP17s for the same patient ID Re-attending within 3 months - Children	10	232	4.3%	10.6%	11.6%	12.0%
% of FP17s for the same patient ID Re-attending within 3 months - Adults	109	793	13.7%	14.9%	15.9%	16.0%
% of FP17s for the same patient ID Re-attending between 3 & 9 months - Children	151	232	65.1%	59.9%	60.4%	58.0%
% of FP17s for the same patient ID Re-attending between 3 & 9 months - Adults	502	793	63.3%	52.2%	52.3%	50.9%
% of FP17s for Band 1 Urgent Courses	73	715	10.2%	10.0%	9.5%	9.1%
% of FP17s Relating to Free Repair or Replacements	1	715	0.1%	0.6%	0.7%	0.8%
% of FP17s Relating to Continuations	10	715	1.4%	1.1%	1.0%	1.1%
% of Patients satisfied with the dentistry they have received	6	6	N/A	93.1%	91.9%	91.7%
% of Patients satisfied with the time they had to wait for an appointment	6	6	N/A	87.9%	88.0%	88.0%

\* This is based on patients treated on this contract for their most recent course of treatment. Figures in italics indicate the base number of FP17s or Patient Questionnaire responses are less than 100. N/A is shown where the base number of responses is less than 10 during the period. % is calculated as Quantity/Base number\*100

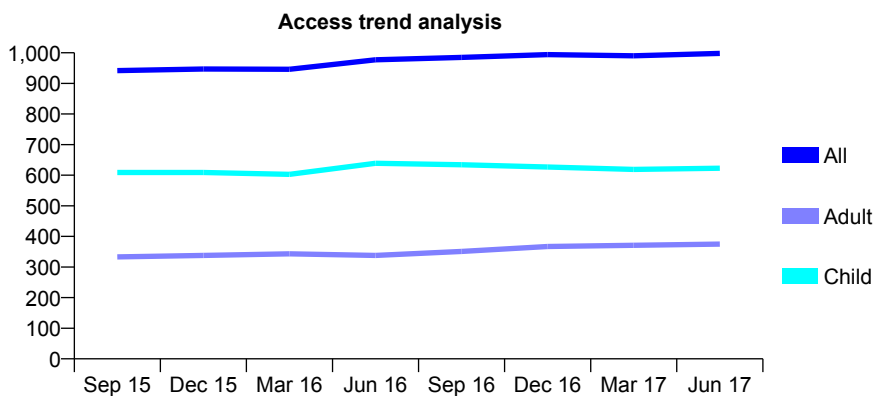
## Q70 - Vital Signs At a Glance Contract Report for 180211/0001 - June 2017

Name or company name	<a href="#">Dentistry@68</a>
Contract type name	GDS Contract
Purpose of contract	General
Contract start date	01/04/2006
Contract end date	

17/18 Contracted general activity (UDA)	2,150
Carry forward general activity (UDA)	0
17/18 Contracted orthodontic activity (UOA)	0
Carry forward orthodontic activity (UOA)	0
Baseline contract value	£47,698.45

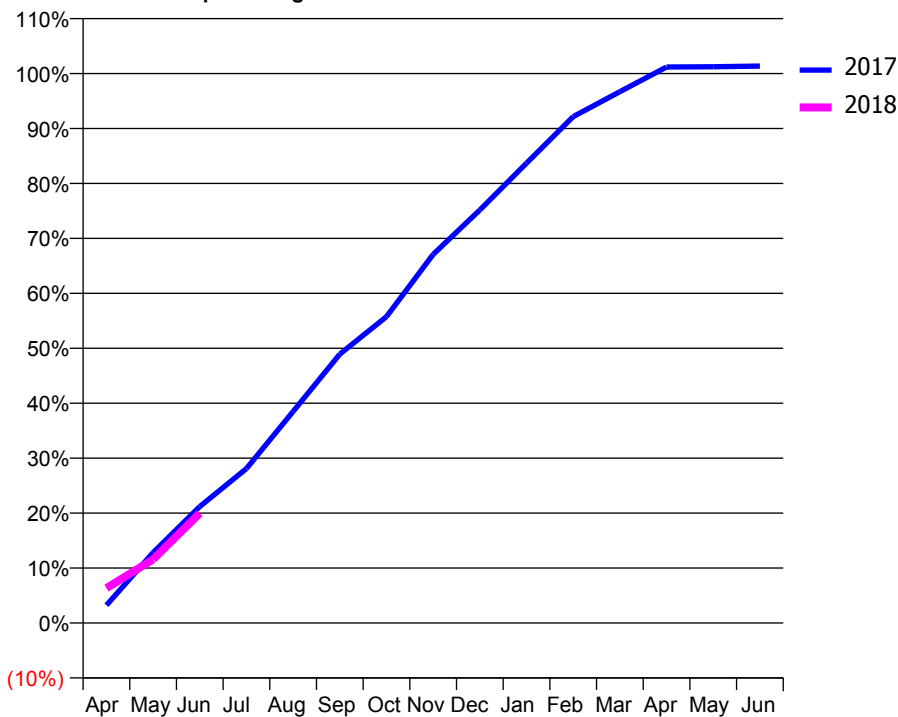
### ACCESS\*

Patients seen in 24 months	Total	Change since previous quarter
Quarter ending June 2016	977	
Quarter ending September 2016	985	→
Quarter ending December 2016	994	→
Quarter ending March 2017	990	→
Quarter ending June 2017	998	→
<b>Variance since June 2016</b>	2.1%	↑



### ACTIVITY

Cumulative percentage of contracted UDA delivered 2017 & 2018



Month	Adjusted Scheduled Activity (UDA)	
	2017	2018
April	70	137
May	276	249
June	456	430
July	604	
August	828	
September	1,052	
October	1,199	
November	1,442	
December	1,616	
January	1,799	
February	1,981	
March	2,079	
April	2,175	
May	2,176	
June	2,179	

### QUALITY

	Quantity	Base Number	Contract	AT	Region	England
% of FP17s for the same patient ID Re-attending within 3 months - Children	10	256	3.9%	10.6%	11.6%	12.0%
% of FP17s for the same patient ID Re-attending within 3 months - Adults	7	107	6.5%	14.9%	15.9%	16.0%
% of FP17s for the same patient ID Re-attending between 3 & 9 months - Children	211	256	82.4%	59.9%	60.4%	58.0%
% of FP17s for the same patient ID Re-attending between 3 & 9 months - Adults	73	107	68.2%	52.2%	52.3%	50.9%
% of FP17s for Band 1 Urgent Courses	8	287	2.8%	10.0%	9.5%	9.1%
% of FP17s Relating to Free Repair or Replacements	0	287	0.0%	0.6%	0.7%	0.8%
% of FP17s Relating to Continuations	0	287	0.0%	1.1%	1.0%	1.1%
% of Patients satisfied with the dentistry they have received	0	0	N/A	93.1%	91.9%	91.7%
% of Patients satisfied with the time they had to wait for an appointment	0	0	N/A	87.9%	88.0%	88.0%

\* This is based on patients treated on this contract for their most recent course of treatment. Figures in italics indicate the base number of FP17s or Patient Questionnaire responses are less than 100. N/A is shown where the base number of responses is less than 10 during the period. % is calculated as Quantity/Base number\*100



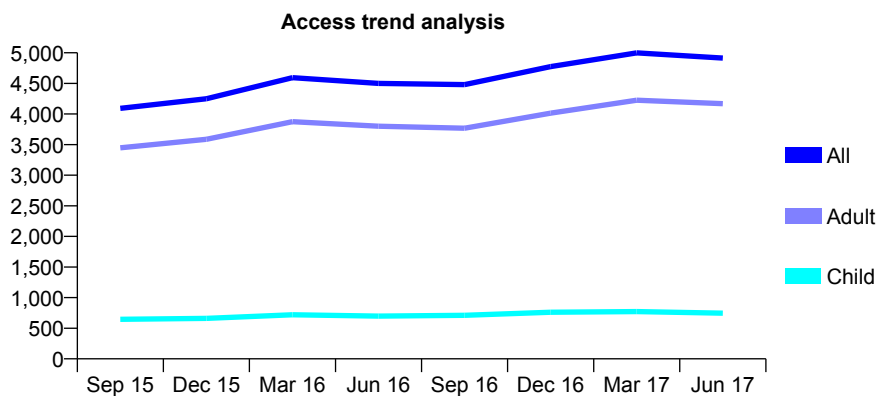
## Q70 - Vital Signs At a Glance Contract Report for 180548/0001 - June 2017

Name or company name	West Hill Dental Clinic Ltd
Contract type name	GDS Contract
Purpose of contract	General
Contract start date	01/10/2008
Contract end date	

17/18 Contracted general activity (UDA)	21,750
Carry forward general activity (UDA)	0
17/18 Contracted orthodontic activity (UOA)	0
Carry forward orthodontic activity (UOA)	0
Baseline contract value	£485,206.28

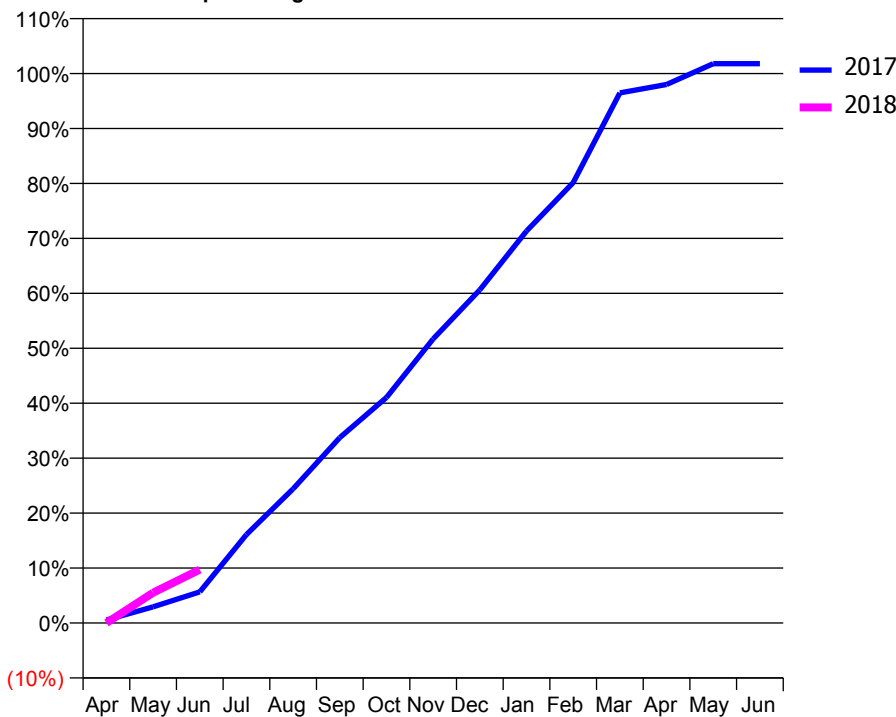
### ACCESS\*

Patients seen in 24 months	Total	Change since previous quarter
Quarter ending June 2016	4,499	
Quarter ending September 2016	4,480	→
Quarter ending December 2016	4,775	↑
Quarter ending March 2017	4,999	↑
Quarter ending June 2017	4,914	↓
<b>Variance since June 2016</b>	<b>9.2%</b>	<b>↑</b>



### ACTIVITY

Cumulative percentage of contracted UDA delivered 2017 & 2018



Month	Adjusted Scheduled Activity (UDA)	
	2017	2018
April	119	0
May	640	1,203
June	1,233	2,113
July	3,501	
August	5,310	
September	7,337	
October	8,930	
November	11,243	
December	13,185	
January	15,515	
February	17,433	
March	20,984	
April	21,317	
May	22,140	
June	22,140	

### QUALITY

	Quantity	Base Number	Contract	AT	Region	England
% of FP17s for the same patient ID Re-attending within 3 months - Children	4	138	2.9%	10.6%	11.6%	12.0%
% of FP17s for the same patient ID Re-attending within 3 months - Adults	110	734	15.0%	14.9%	15.9%	16.0%
% of FP17s for the same patient ID Re-attending between 3 & 9 months - Children	87	138	63.0%	59.9%	60.4%	58.0%
% of FP17s for the same patient ID Re-attending between 3 & 9 months - Adults	305	734	41.6%	52.2%	52.3%	50.9%
% of FP17s for Band 1 Urgent Courses	108	601	18.0%	10.0%	9.5%	9.1%
% of FP17s Relating to Free Repair or Replacements	5	601	0.8%	0.6%	0.7%	0.8%
% of FP17s Relating to Continuations	0	601	0.0%	1.1%	1.0%	1.1%
% of Patients satisfied with the dentistry they have received	12	12	100.0%	93.1%	91.9%	91.7%
% of Patients satisfied with the time they had to wait for an appointment	12	12	100.0%	87.9%	88.0%	88.0%

\* This is based on patients treated on this contract for their most recent course of treatment. Figures in italics indicate the base number of FP17s or Patient Questionnaire responses are less than 100. N/A is shown where the base number of responses is less than 10 during the period. % is calculated as Quantity/Base number\*100

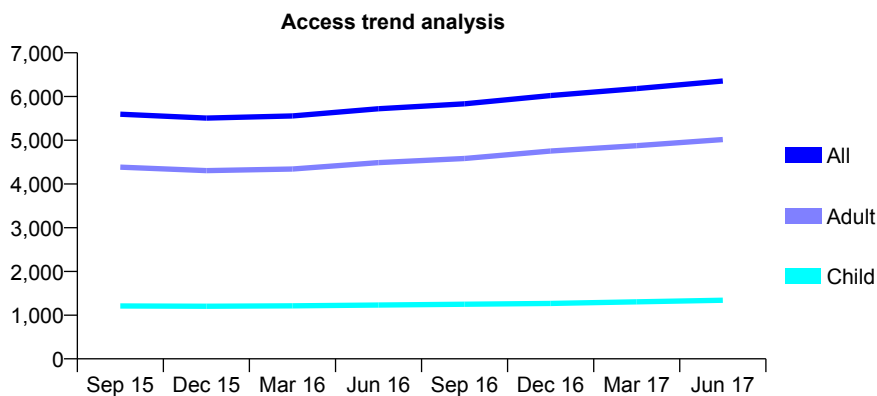
## Q70 - Vital Signs At a Glance Contract Report for 181145/0001 - June 2017

Name or company name	Adelstone Dental Care Ltd
Contract type name	GDS Contract
Purpose of contract	General
Contract start date	01/04/2008
Contract end date	

17/18 Contracted general activity (UDA)	19,600
Carry forward general activity (UDA)	0
17/18 Contracted orthodontic activity (UOA)	0
Carry forward orthodontic activity (UOA)	0
Baseline contract value	£547,171.74

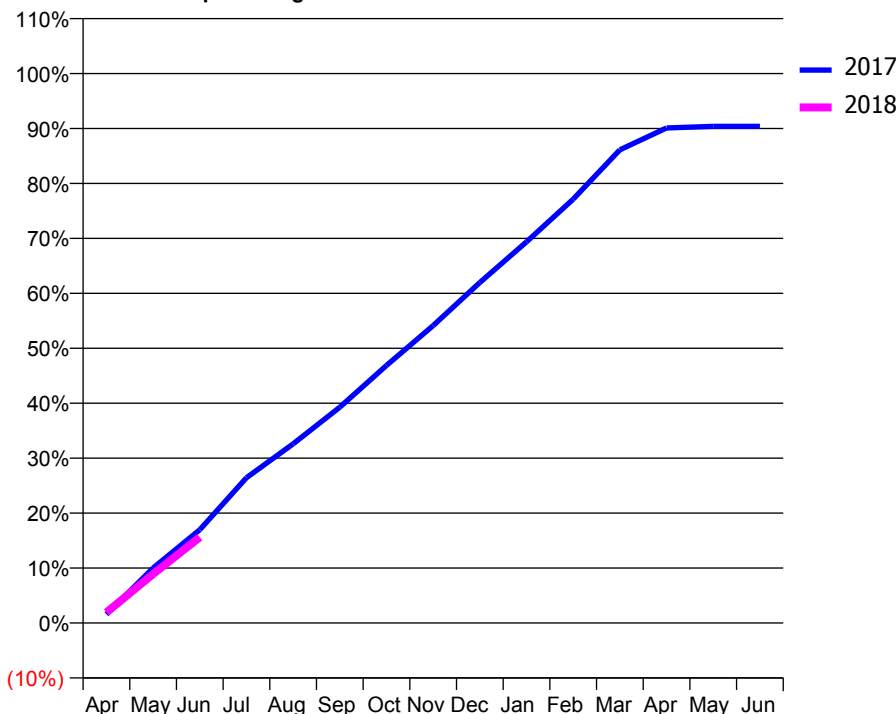
### ACCESS\*

Patients seen in 24 months	Total	Change since previous quarter
Quarter ending June 2016	5,720	
Quarter ending September 2016	5,833	→
Quarter ending December 2016	6,021	↑
Quarter ending March 2017	6,180	↑
Quarter ending June 2017	6,356	↑
<b>Variance since June 2016</b>	<b>11.1%</b>	<b>↑</b>



### ACTIVITY

Cumulative percentage of contracted UDA delivered 2017 & 2018



Month	Adjusted Scheduled Activity (UDA)	
	2017	2018
April	313	378
May	1,960	1,750
June	3,328	3,058
July	5,184	
August	6,388	
September	7,697	
October	9,186	
November	10,607	
December	12,144	
January	13,598	
February	15,116	
March	16,879	
April	17,659	
May	17,717	
June	17,717	

### QUALITY

	Quantity	Base Number	Contract	AT	Region	England
% of FP17s for the same patient ID Re-attending within 3 months - Children	23	426	5.4%	10.6%	11.6%	12.0%
% of FP17s for the same patient ID Re-attending within 3 months - Adults	147	1,623	9.1%	14.9%	15.9%	16.0%
% of FP17s for the same patient ID Re-attending between 3 & 9 months - Children	235	426	55.2%	59.9%	60.4%	58.0%
% of FP17s for the same patient ID Re-attending between 3 & 9 months - Adults	950	1,623	58.5%	52.2%	52.3%	50.9%
% of FP17s for Band 1 Urgent Courses	72	1,666	4.3%	10.0%	9.5%	9.1%
% of FP17s Relating to Free Repair or Replacements	4	1,666	0.2%	0.6%	0.7%	0.8%
% of FP17s Relating to Continuations	25	1,666	1.5%	1.1%	1.0%	1.1%
% of Patients satisfied with the dentistry they have received	8	8	N/A	93.1%	91.9%	91.7%
% of Patients satisfied with the time they had to wait for an appointment	7	8	N/A	87.9%	88.0%	88.0%

\* This is based on patients treated on this contract for their most recent course of treatment. Figures in italics indicate the base number of FP17s or Patient Questionnaire responses are less than 100. N/A is shown where the base number of responses is less than 10 during the period. % is calculated as Quantity/Base number\*100

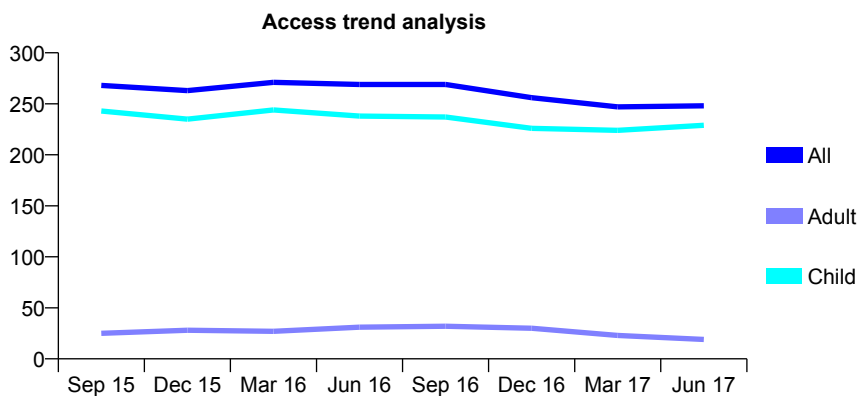
## Q70 - Vital Signs At a Glance Contract Report for 182400/0001 - June 2017

Name or company name	MIELIE LTD
Contract type name	GDS Contract
Purpose of contract	General
Contract start date	01/02/2008
Contract end date	

17/18 Contracted general activity (UDA)	520
Carry forward general activity (UDA)	0
17/18 Contracted orthodontic activity (UOA)	0
Carry forward orthodontic activity (UOA)	0
Baseline contract value	£12,526.69

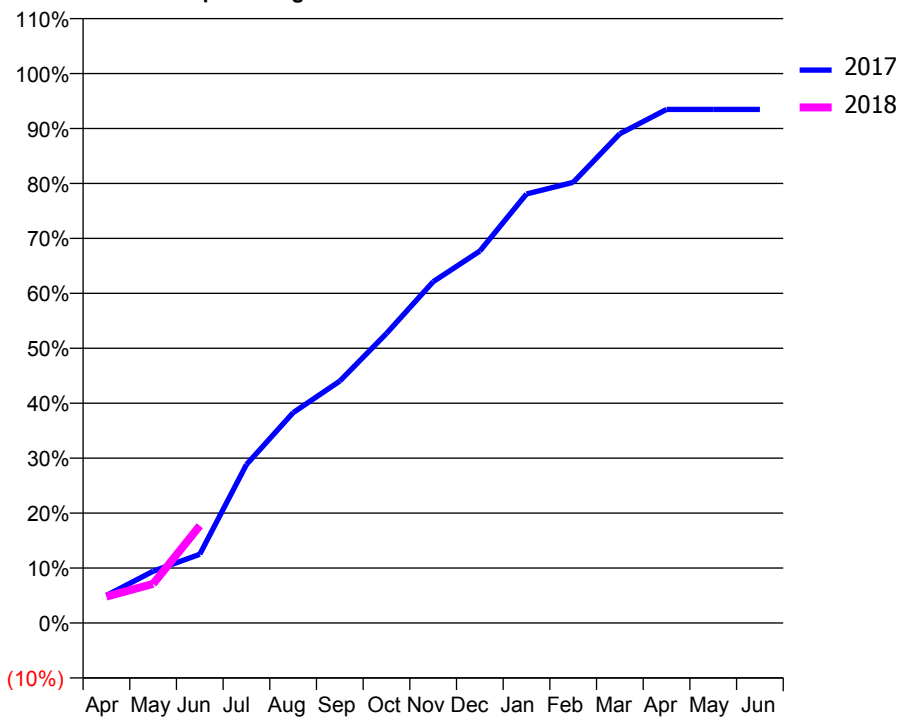
### ACCESS\*

Patients seen in 24 months	Total	Change since previous quarter
Quarter ending June 2016	269	
Quarter ending September 2016	269	→
Quarter ending December 2016	256	↓
Quarter ending March 2017	247	↓
Quarter ending June 2017	248	→
<b>Variance since June 2016</b>	<b>(7.8%)</b>	<b>↓</b>



### ACTIVITY

Cumulative percentage of contracted UDA delivered 2017 & 2018



Adjusted Scheduled Activity (UDA)

Month	2017	2018
April	26	25
May	49	37
June	65	92
July	150	
August	199	
September	229	
October	274	
November	323	
December	352	
January	406	
February	417	
March	463	
April	486	
May	486	
June	486	

### QUALITY

	Quantity	Base Number	Contract	AT	Region	England
% of FP17s for the same patient ID Re-attending within 3 months - Children	1	72	1.4%	10.6%	11.6%	12.0%
% of FP17s for the same patient ID Re-attending within 3 months - Adults	0	2	0.0%	14.9%	15.9%	16.0%
% of FP17s for the same patient ID Re-attending between 3 & 9 months - Children	44	72	61.1%	59.9%	60.4%	58.0%
% of FP17s for the same patient ID Re-attending between 3 & 9 months - Adults	1	2	50.0%	52.2%	52.3%	50.9%
% of FP17s for Band 1 Urgent Courses	0	61	0.0%	10.0%	9.5%	9.1%
% of FP17s Relating to Free Repair or Replacements	0	61	0.0%	0.6%	0.7%	0.8%
% of FP17s Relating to Continuations	1	61	1.6%	1.1%	1.0%	1.1%
% of Patients satisfied with the dentistry they have received	0	0	N/A	93.1%	91.9%	91.7%
% of Patients satisfied with the time they had to wait for an appointment	0	0	N/A	87.9%	88.0%	88.0%

\* This is based on patients treated on this contract for their most recent course of treatment. Figures in italics indicate the base number of FP17s or Patient Questionnaire responses are less than 100. N/A is shown where the base number of responses is less than 10 during the period. % is calculated as Quantity/Base number\*100

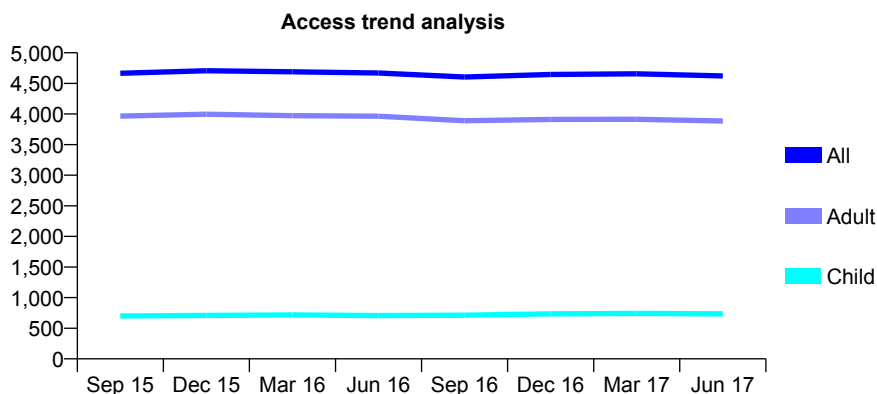
## Q70 - Vital Signs At a Glance Contract Report for 183016/0001 - June 2017

Name or company name	Mr M R Alam
Contract type name	GDS Contract
Purpose of contract	General
Contract start date	01/11/2013
Contract end date	

17/18 Contracted general activity (UDA)	15,102
Carry forward general activity (UDA)	0
17/18 Contracted orthodontic activity (UOA)	0
Carry forward orthodontic activity (UOA)	0
Baseline contract value	£300,236.37

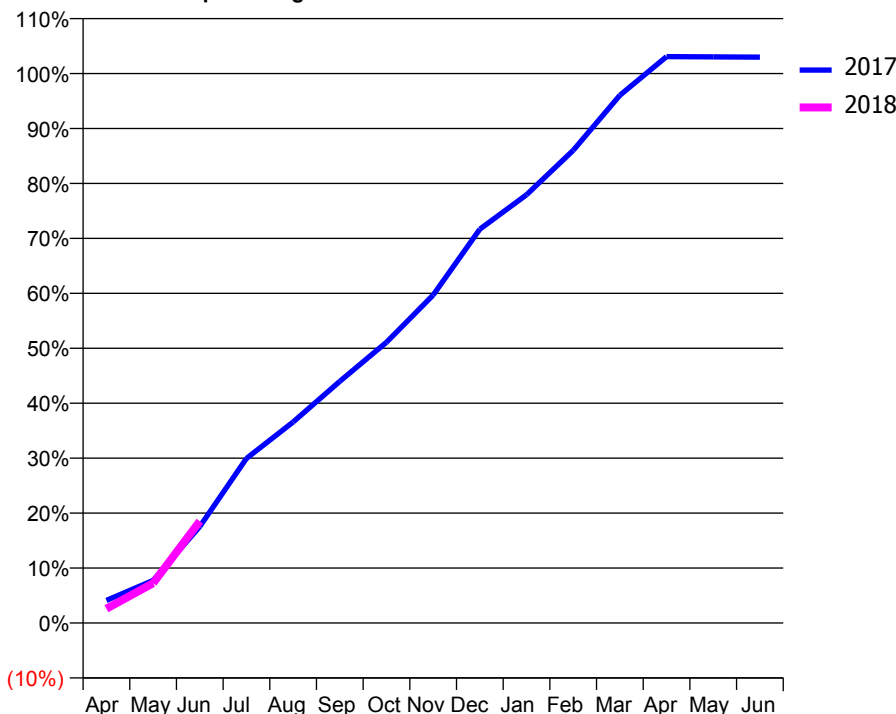
### ACCESS\*

Patients seen in 24 months	Total	Change since previous quarter
Quarter ending June 2016	4,669	
Quarter ending September 2016	4,605	↓
Quarter ending December 2016	4,647	→
Quarter ending March 2017	4,656	→
Quarter ending June 2017	4,622	→
<b>Variance since June 2016</b>	<b>(1.0%)</b>	<b>↓</b>



### ACTIVITY

Cumulative percentage of contracted UDA delivered 2017 & 2018



Month	Adjusted Scheduled Activity (UDA)	
	2017	2018
April	622	395
May	1,170	1,094
June	2,652	2,799
July	4,525	
August	5,523	
September	6,644	
October	7,717	
November	9,013	
December	10,824	
January	11,771	
February	12,989	
March	14,503	
April	15,566	
May	15,559	
June	15,550	

### QUALITY

	Quantity	Base Number	Contract	AT	Region	England
% of FP17s for the same patient ID Re-attending within 3 months - Children	9	279	3.2%	10.6%	11.6%	12.0%
% of FP17s for the same patient ID Re-attending within 3 months - Adults	128	1,311	9.8%	14.9%	15.9%	16.0%
% of FP17s for the same patient ID Re-attending between 3 & 9 months - Children	196	279	70.3%	59.9%	60.4%	58.0%
% of FP17s for the same patient ID Re-attending between 3 & 9 months - Adults	711	1,311	54.2%	52.2%	52.3%	50.9%
% of FP17s for Band 1 Urgent Courses	76	1,226	6.2%	10.0%	9.5%	9.1%
% of FP17s Relating to Free Repair or Replacements	15	1,226	1.2%	0.6%	0.7%	0.8%
% of FP17s Relating to Continuations	19	1,226	1.5%	1.1%	1.0%	1.1%
% of Patients satisfied with the dentistry they have received	4	7	N/A	93.1%	91.9%	91.7%
% of Patients satisfied with the time they had to wait for an appointment	7	7	N/A	87.9%	88.0%	88.0%

\* This is based on patients treated on this contract for their most recent course of treatment. Figures in italics indicate the base number of FP17s or Patient Questionnaire responses are less than 100. N/A is shown where the base number of responses is less than 10 during the period. % is calculated as Quantity/Base number\*100

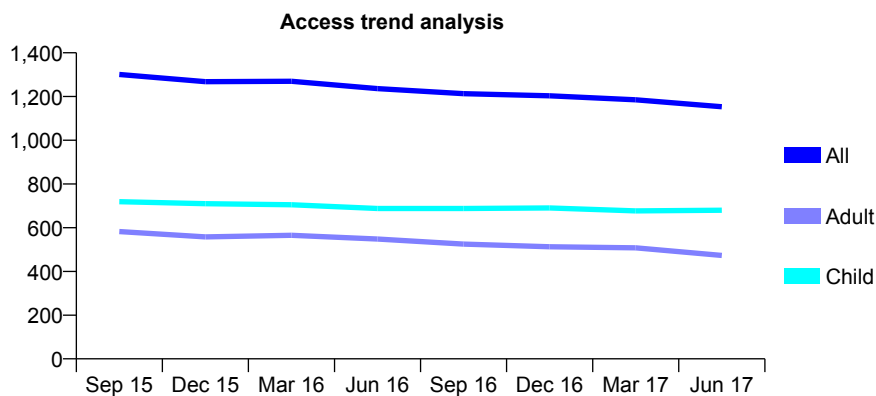
## Q70 - Vital Signs At a Glance Contract Report for 183814/0001 - June 2017

Name or company name	St Francis Practice Ltd
Contract type name	GDS Contract
Purpose of contract	General
Contract start date	01/09/2007
Contract end date	

17/18 Contracted general activity (UDA)	3,000
Carry forward general activity (UDA)	0
17/18 Contracted orthodontic activity (UOA)	0
Carry forward orthodontic activity (UOA)	0
Baseline contract value	£69,888.54

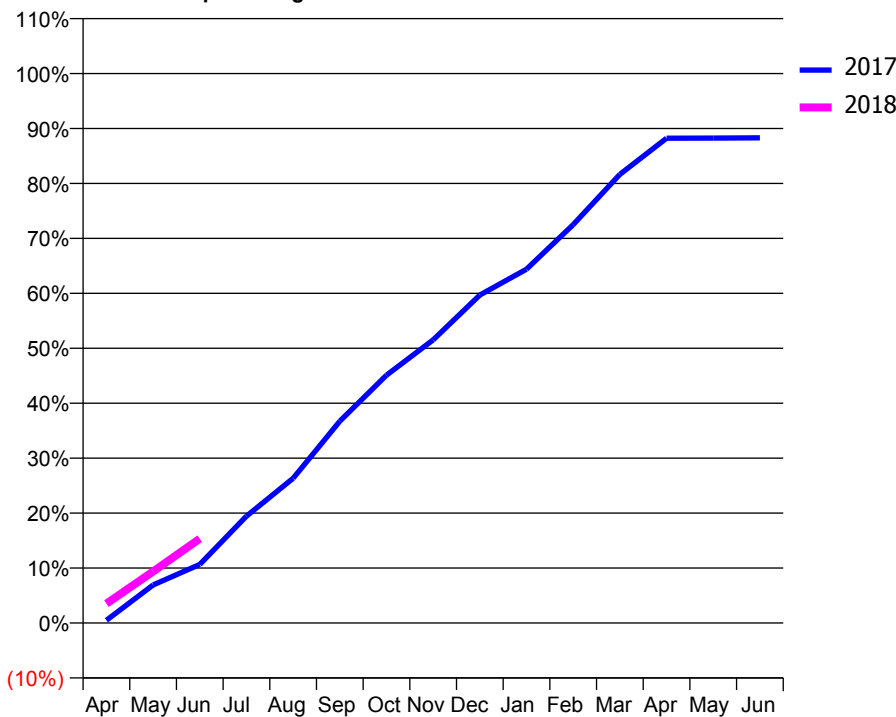
### ACCESS\*

Patients seen in 24 months	Total	Change since previous quarter
Quarter ending June 2016	1,236	
Quarter ending September 2016	1,213	↓
Quarter ending December 2016	1,203	→
Quarter ending March 2017	1,185	↓
Quarter ending June 2017	1,153	↓
<b>Variance since June 2016</b>	<b>(6.7%)</b>	<b>↓</b>



### ACTIVITY

Cumulative percentage of contracted UDA delivered 2017 & 2018



Adjusted Scheduled Activity (UDA)		
Month	2017	2018
April	15	106
May	208	282
June	320	461
July	584	
August	790	
September	1,102	
October	1,353	
November	1,546	
December	1,791	
January	1,932	
February	2,175	
March	2,449	
April	2,647	
May	2,648	
June	2,649	

### QUALITY

	Quantity	Base Number	Contract	AT	Region	England
% of FP17s for the same patient ID Re-attending within 3 months - Children	12	226	5.3%	10.6%	11.6%	12.0%
% of FP17s for the same patient ID Re-attending within 3 months - Adults	21	141	14.9%	14.9%	15.9%	16.0%
% of FP17s for the same patient ID Re-attending between 3 & 9 months - Children	123	226	54.4%	59.9%	60.4%	58.0%
% of FP17s for the same patient ID Re-attending between 3 & 9 months - Adults	73	141	51.8%	52.2%	52.3%	50.9%
% of FP17s for Band 1 Urgent Courses	23	288	8.0%	10.0%	9.5%	9.1%
% of FP17s Relating to Free Repair or Replacements	3	288	1.0%	0.6%	0.7%	0.8%
% of FP17s Relating to Continuations	0	288	0.0%	1.1%	1.0%	1.1%
% of Patients satisfied with the dentistry they have received	1	1	N/A	93.1%	91.9%	91.7%
% of Patients satisfied with the time they had to wait for an appointment	1	1	N/A	87.9%	88.0%	88.0%

\* This is based on patients treated on this contract for their most recent course of treatment. Figures in italics indicate the base number of FP17s or Patient Questionnaire responses are less than 100. N/A is shown where the base number of responses is less than 10 during the period. % is calculated as Quantity/Base number\*100

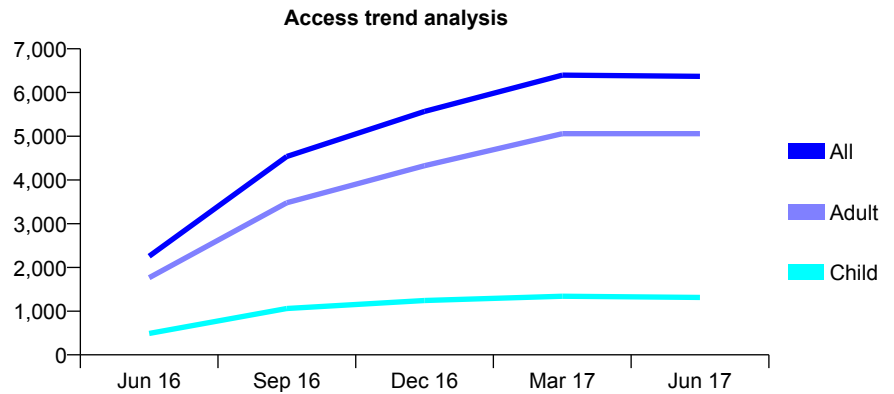
## Q70 - Vital Signs At a Glance Contract Report for 185353/0001 - June 2017

Name or company name	Jonathan Mynors-Wallis, Jayne Mynors-Wa
Contract type name	GDS Contract
Purpose of contract	General
Contract start date	01/04/2016
Contract end date	

17/18 Contracted general activity (UDA)	20,108
Carry forward general activity (UDA)	0
17/18 Contracted orthodontic activity (UOA)	0
Carry forward orthodontic activity (UOA)	0
Baseline contract value	£590,642.25

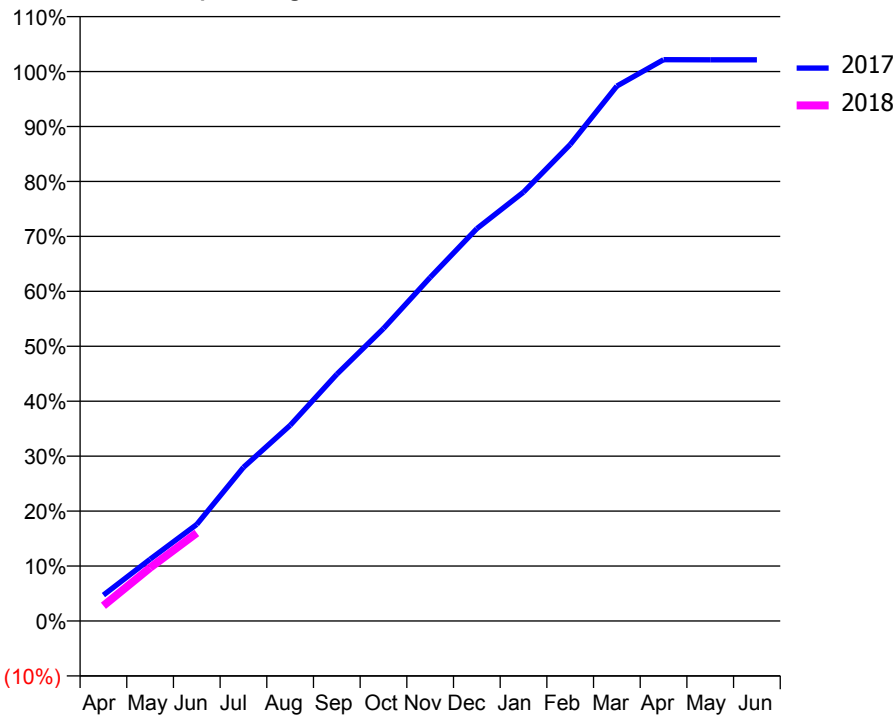
### ACCESS\*

Patients seen in 24 months	Total	Change since previous quarter
Quarter ending June 2016	2,257	
Quarter ending September 2016	4,537	↑
Quarter ending December 2016	5,568	↑
Quarter ending March 2017	6,399	↑
Quarter ending June 2017	6,371	→
<b>Variance since June 2016</b>	<b>182.3%</b>	<b>↑</b>



### ACTIVITY

Cumulative percentage of contracted UDA delivered 2017 & 2018



Month	Adjusted Scheduled Activity (UDA)	
	2017	2018
April	961	561
May	2,289	1,951
June	3,579	3,225
July	5,688	
August	7,246	
September	9,138	
October	10,834	
November	12,722	
December	14,529	
January	15,881	
February	17,643	
March	19,807	
April	20,785	
May	20,782	
June	20,782	

### QUALITY

	Quantity	Base Number	Contract	AT	Region	England
% of FP17s for the same patient ID Re-attending within 3 months - Children	21	509	4.1%	10.6%	11.6%	12.0%
% of FP17s for the same patient ID Re-attending within 3 months - Adults	207	1,690	12.2%	14.9%	15.9%	16.0%
% of FP17s for the same patient ID Re-attending between 3 & 9 months - Children	327	509	64.2%	59.9%	60.4%	58.0%
% of FP17s for the same patient ID Re-attending between 3 & 9 months - Adults	824	1,690	48.8%	52.2%	52.3%	50.9%
% of FP17s for Band 1 Urgent Courses	160	1,734	9.2%	10.0%	9.5%	9.1%
% of FP17s Relating to Free Repair or Replacements	29	1,734	1.7%	0.6%	0.7%	0.8%
% of FP17s Relating to Continuations	34	1,734	2.0%	1.1%	1.0%	1.1%
% of Patients satisfied with the dentistry they have received	16	16	100.0%	93.1%	91.9%	91.7%
% of Patients satisfied with the time they had to wait for an appointment	12	16	75.0%	87.9%	88.0%	88.0%

\* This is based on patients treated on this contract for their most recent course of treatment. Figures in italics indicate the base number of FP17s or Patient Questionnaire responses are less than 100. N/A is shown where the base number of responses is less than 10 during the period. % is calculated as Quantity/Base number\*100

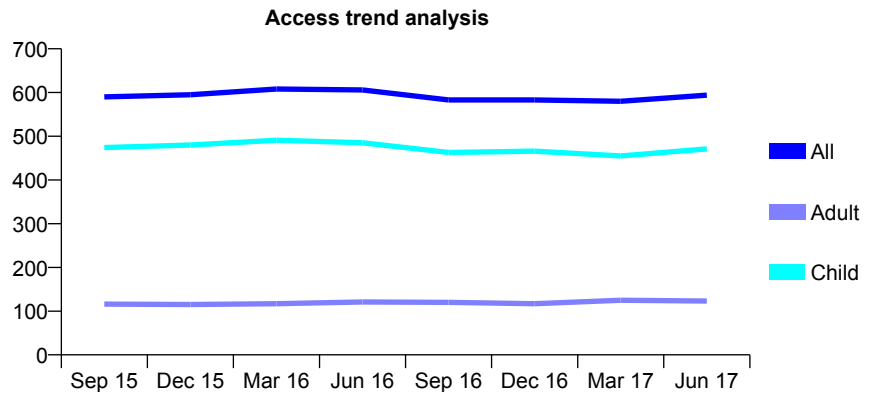
## Q70 - Vital Signs At a Glance Contract Report for 185485/0001 - June 2017

Name or company name	Mr A M Setchell
Contract type name	GDS Contract
Purpose of contract	General
Contract start date	01/04/2012
Contract end date	

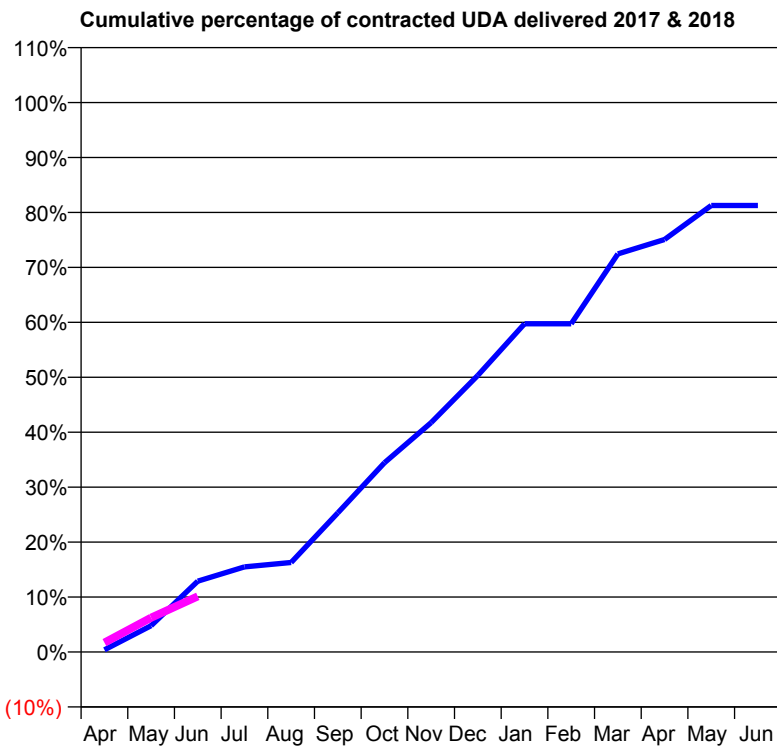
17/18 Contracted general activity (UDA)	1,000
Carry forward general activity (UDA)	0
17/18 Contracted orthodontic activity (UOA)	0
Carry forward orthodontic activity (UOA)	0
Baseline contract value	£23,450.88

### ACCESS\*

Patients seen in 24 months	Total	Change since previous quarter
Quarter ending June 2016	606	
Quarter ending September 2016	583	↓
Quarter ending December 2016	583	→
Quarter ending March 2017	580	→
Quarter ending June 2017	594	↑
<b>Variance since June 2016</b>	<b>(2.0%)</b>	<b>↓</b>



### ACTIVITY



Month	Adjusted Scheduled Activity (UDA)	
	2017	2018
April	4	17
May	48	62
June	129	101
July	155	
August	163	
September	253	
October	344	
November	417	
December	503	
January	597	
February	597	
March	724	
April	751	
May	813	
June	813	

### QUALITY

	Quantity	Base Number	Contract	AT	Region	England
% of FP17s for the same patient ID Re-attending within 3 months - Children	4	125	3.2%	10.6%	11.6%	12.0%
% of FP17s for the same patient ID Re-attending within 3 months - Adults	2	21	9.5%	14.9%	15.9%	16.0%
% of FP17s for the same patient ID Re-attending between 3 & 9 months - Children	63	125	50.4%	59.9%	60.4%	58.0%
% of FP17s for the same patient ID Re-attending between 3 & 9 months - Adults	9	21	42.9%	52.2%	52.3%	50.9%
% of FP17s for Band 1 Urgent Courses	2	87	2.3%	10.0%	9.5%	9.1%
% of FP17s Relating to Free Repair or Replacements	0	87	0.0%	0.6%	0.7%	0.8%
% of FP17s Relating to Continuations	0	87	0.0%	1.1%	1.0%	1.1%
% of Patients satisfied with the dentistry they have received	1	1	N/A	93.1%	91.9%	91.7%
% of Patients satisfied with the time they had to wait for an appointment	1	1	N/A	87.9%	88.0%	88.0%

\* This is based on patients treated on this contract for their most recent course of treatment. Figures in italics indicate the base number of FP17s or Patient Questionnaire responses are less than 100. N/A is shown where the base number of responses is less than 10 during the period. % is calculated as Quantity/Base number\*100

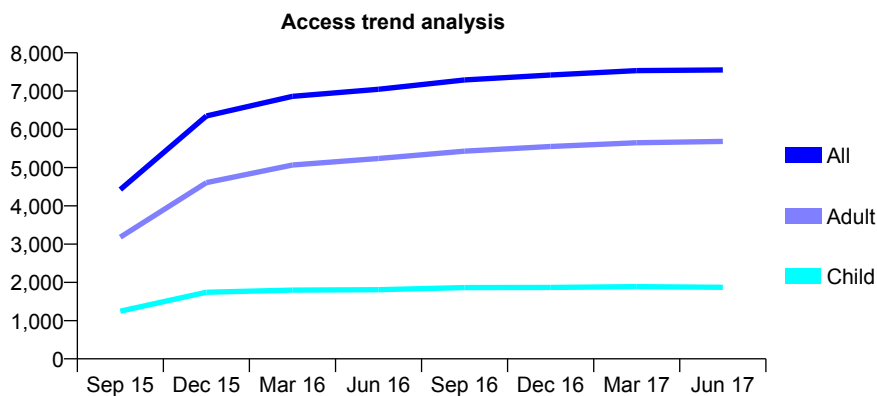
## Q70 - Vital Signs At a Glance Contract Report for 185523/0001 - June 2017

Name or company name	Gull Coppice Dental Practice Partnership
Contract type name	GDS Contract
Purpose of contract	General
Contract start date	01/05/2015
Contract end date	

17/18 Contracted general activity (UDA)	25,800
Carry forward general activity (UDA)	0
17/18 Contracted orthodontic activity (UOA)	0
Carry forward orthodontic activity (UOA)	0
Baseline contract value	£667,846.33

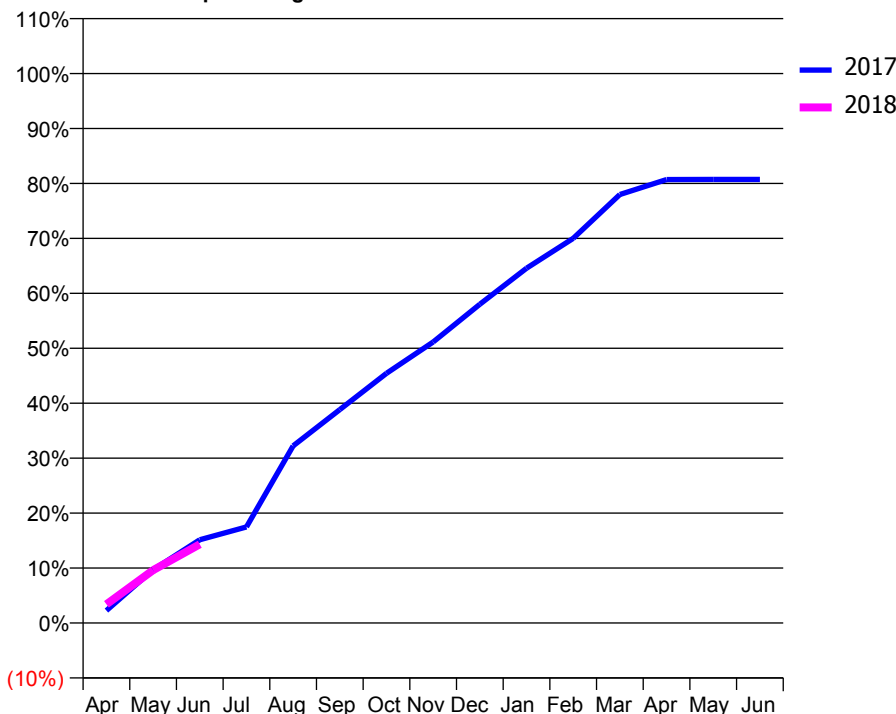
### ACCESS\*

Patients seen in 24 months	Total	Change since previous quarter
Quarter ending June 2016	7,048	
Quarter ending September 2016	7,291	↑
Quarter ending December 2016	7,420	→
Quarter ending March 2017	7,534	→
Quarter ending June 2017	7,553	→
<b>Variance since June 2016</b>	<b>7.2%</b>	<b>↑</b>



### ACTIVITY

Cumulative percentage of contracted UDA delivered 2017 & 2018



Adjusted Scheduled Activity (UDA)

Month	2017	2018
April	588	877
May	2,500	2,483
June	3,909	3,699
July	4,512	
August	8,320	
September	10,020	
October	11,724	
November	13,196	
December	14,967	
January	16,659	
February	18,062	
March	20,116	
April	20,820	
May	20,824	
June	20,824	

### QUALITY

	Quantity	Base Number	Contract	AT	Region	England
% of FP17s for the same patient ID Re-attending within 3 months - Children	24	529	4.5%	10.6%	11.6%	12.0%
% of FP17s for the same patient ID Re-attending within 3 months - Adults	156	1,552	10.1%	14.9%	15.9%	16.0%
% of FP17s for the same patient ID Re-attending between 3 & 9 months - Children	262	529	49.5%	59.9%	60.4%	58.0%
% of FP17s for the same patient ID Re-attending between 3 & 9 months - Adults	819	1,552	52.8%	52.2%	52.3%	50.9%
% of FP17s for Band 1 Urgent Courses	96	1,720	5.6%	10.0%	9.5%	9.1%
% of FP17s Relating to Free Repair or Replacements	14	1,720	0.8%	0.6%	0.7%	0.8%
% of FP17s Relating to Continuations	33	1,720	1.9%	1.1%	1.0%	1.1%
% of Patients satisfied with the dentistry they have received	11	11	100.0%	93.1%	91.9%	91.7%
% of Patients satisfied with the time they had to wait for an appointment	9	11	81.8%	87.9%	88.0%	88.0%

\* This is based on patients treated on this contract for their most recent course of treatment. Figures in italics indicate the base number of FP17s or Patient Questionnaire responses are less than 100. N/A is shown where the base number of responses is less than 10 during the period. % is calculated as Quantity/Base number\*100



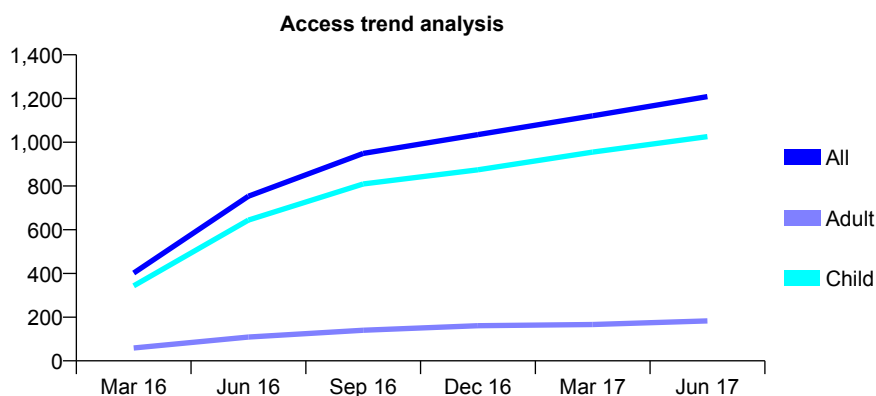
## Q70 - Vital Signs At a Glance Contract Report for 186406/0001 - June 2017

Name or company name	Clear Dentistry
Contract type name	GDS Contract
Purpose of contract	General
Contract start date	04/01/2016
Contract end date	

17/18 Contracted general activity (UDA)	903
Carry forward general activity (UDA)	0
17/18 Contracted orthodontic activity (UOA)	0
Carry forward orthodontic activity (UOA)	0
Baseline contract value	£82,216.47

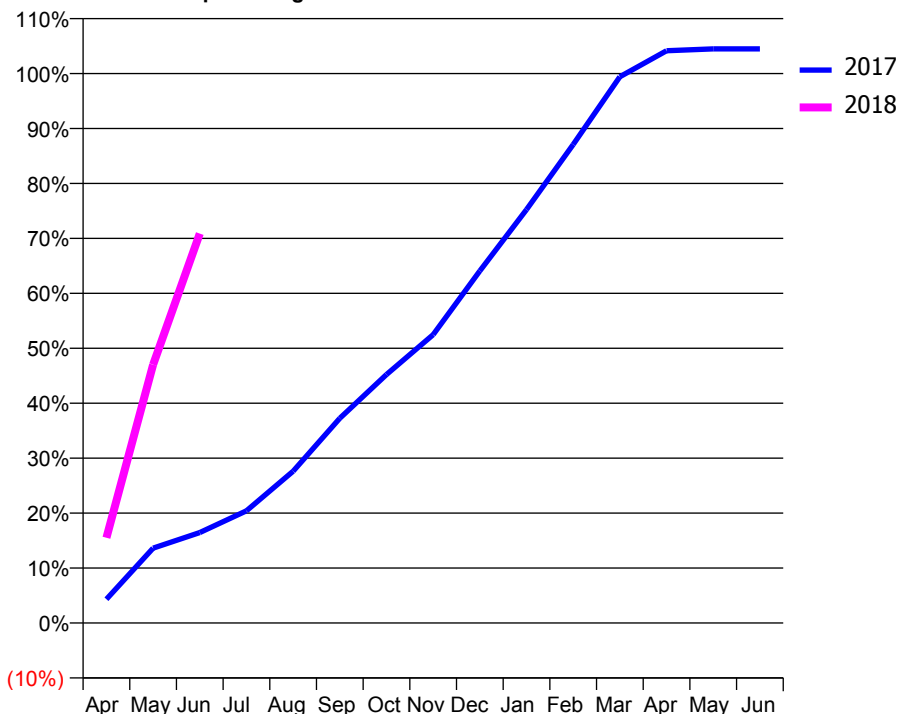
### ACCESS\*

Patients seen in 24 months	Total	Change since previous quarter
Quarter ending June 2016	753	
Quarter ending September 2016	949	↑
Quarter ending December 2016	1,035	↑
Quarter ending March 2017	1,121	↑
Quarter ending June 2017	1,209	↑
<b>Variance since June 2016</b>	<b>60.6%</b>	<b>↑</b>



### ACTIVITY

Cumulative percentage of contracted UDA delivered 2017 & 2018



Month	Adjusted Scheduled Activity (UDA)	
	2017	2018
April	165	140
May	517	425
June	626	640
July	776	
August	1,049	
September	1,416	
October	1,718	
November	1,994	
December	2,435	
January	2,859	
February	3,309	
March	3,777	
April	3,957	
May	3,970	
June	3,970	

### QUALITY

	Quantity	Base Number	Contract	AT	Region	England
% of FP17s for the same patient ID Re-attending within 3 months - Children	31	395	7.8%	10.6%	11.6%	12.0%
% of FP17s for the same patient ID Re-attending within 3 months - Adults	9	41	22.0%	14.9%	15.9%	16.0%
% of FP17s for the same patient ID Re-attending between 3 & 9 months - Children	232	395	58.7%	59.9%	60.4%	58.0%
% of FP17s for the same patient ID Re-attending between 3 & 9 months - Adults	27	41	65.9%	52.2%	52.3%	50.9%
% of FP17s for Band 1 Urgent Courses	15	360	4.2%	10.0%	9.5%	9.1%
% of FP17s Relating to Free Repair or Replacements	0	360	0.0%	0.6%	0.7%	0.8%
% of FP17s Relating to Continuations	0	360	0.0%	1.1%	1.0%	1.1%
% of Patients satisfied with the dentistry they have received	0	0	N/A	93.1%	91.9%	91.7%
% of Patients satisfied with the time they had to wait for an appointment	0	0	N/A	87.9%	88.0%	88.0%

\* This is based on patients treated on this contract for their most recent course of treatment. Figures in italics indicate the base number of FP17s or Patient Questionnaire responses are less than 100. N/A is shown where the base number of responses is less than 10 during the period. % is calculated as Quantity/Base number\*100

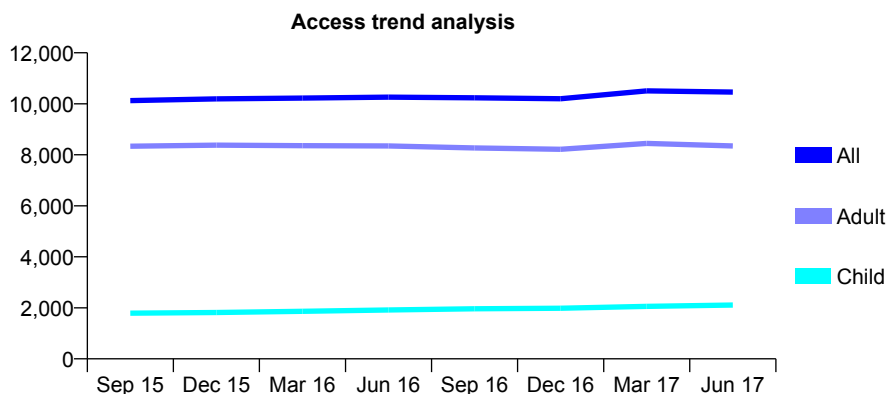
## Q70 - Vital Signs At a Glance Contract Report for 186511/0001 - June 2017

Name or company name	Iosis Clinic Ltd
Contract type name	GDS Contract
Purpose of contract	General
Contract start date	06/09/2010
Contract end date	

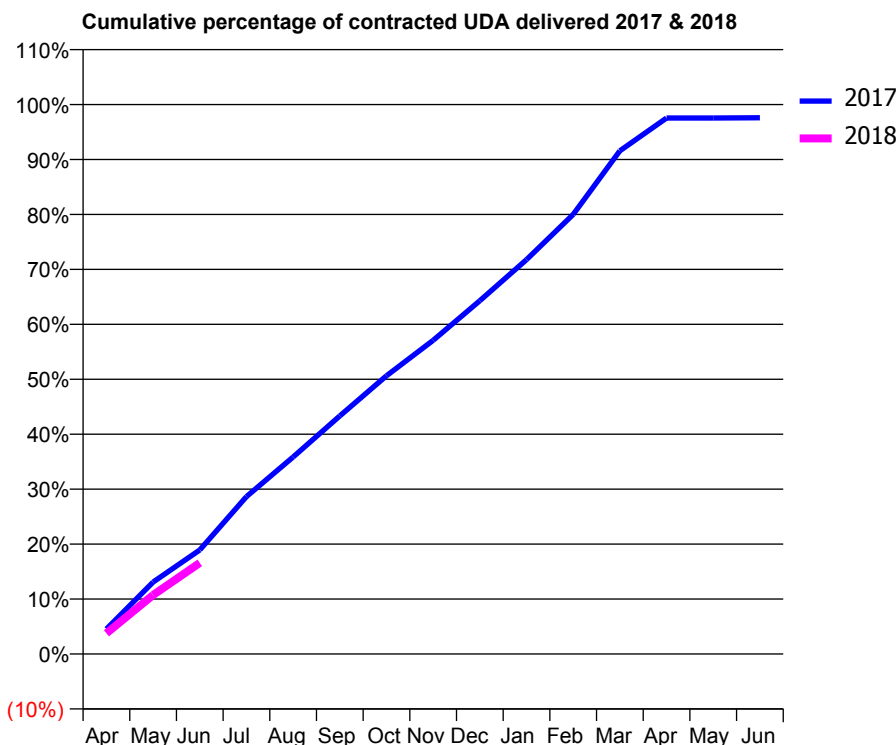
17/18 Contracted general activity (UDA)	26,613
Carry forward general activity (UDA)	0
17/18 Contracted orthodontic activity (UOA)	0
Carry forward orthodontic activity (UOA)	0
Baseline contract value	£1,350,556.00

### ACCESS\*

Patients seen in 24 months	Total	Change since previous quarter
Quarter ending June 2016	10,262	
Quarter ending September 2016	10,234	→
Quarter ending December 2016	10,199	→
Quarter ending March 2017	10,506	↑
Quarter ending June 2017	10,460	→
<b>Variance since June 2016</b>	<b>1.9%</b>	<b>→</b>



### ACTIVITY



Month	Adjusted Scheduled Activity (UDA)	
	2017	2018
April	1,210	1,002
May	3,484	2,859
June	5,040	4,415
July	7,624	
August	9,544	
September	11,532	
October	13,476	
November	15,193	
December	17,113	
January	19,101	
February	21,289	
March	24,367	
April	25,957	
May	25,959	
June	25,973	

### QUALITY

	Quantity	Base Number	Contract	AT	Region	England
% of FP17s for the same patient ID Re-attending within 3 months - Children	49	696	7.0%	10.6%	11.6%	12.0%
% of FP17s for the same patient ID Re-attending within 3 months - Adults	424	2,360	18.0%	14.9%	15.9%	16.0%
% of FP17s for the same patient ID Re-attending between 3 & 9 months - Children	353	696	50.7%	59.9%	60.4%	58.0%
% of FP17s for the same patient ID Re-attending between 3 & 9 months - Adults	891	2,360	37.8%	52.2%	52.3%	50.9%
% of FP17s for Band 1 Urgent Courses	548	2,452	22.3%	10.0%	9.5%	9.1%
% of FP17s Relating to Free Repair or Replacements	12	2,452	0.5%	0.6%	0.7%	0.8%
% of FP17s Relating to Continuations	30	2,452	1.2%	1.1%	1.0%	1.1%
% of Patients satisfied with the dentistry they have received	28	28	100.0%	93.1%	91.9%	91.7%
% of Patients satisfied with the time they had to wait for an appointment	25	28	89.3%	87.9%	88.0%	88.0%

\* This is based on patients treated on this contract for their most recent course of treatment. Figures in italics indicate the base number of FP17s or Patient Questionnaire responses are less than 100. N/A is shown where the base number of responses is less than 10 during the period. % is calculated as Quantity/Base number\*100

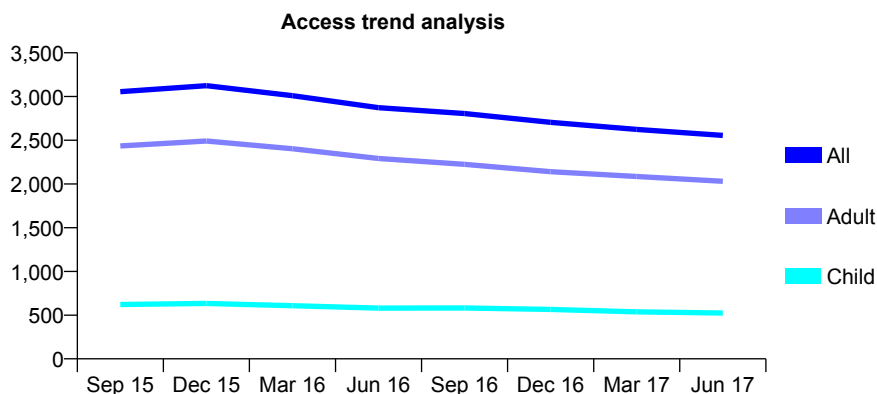
## Q70 - Vital Signs At a Glance Contract Report for 187291/0001 - June 2017

Name or company name	Karami & Motamedi
Contract type name	GDS Contract
Purpose of contract	General
Contract start date	01/02/2014
Contract end date	

17/18 Contracted general activity (UDA)	7,262
Carry forward general activity (UDA)	0
17/18 Contracted orthodontic activity (UOA)	0
Carry forward orthodontic activity (UOA)	0
Baseline contract value	£161,266.38

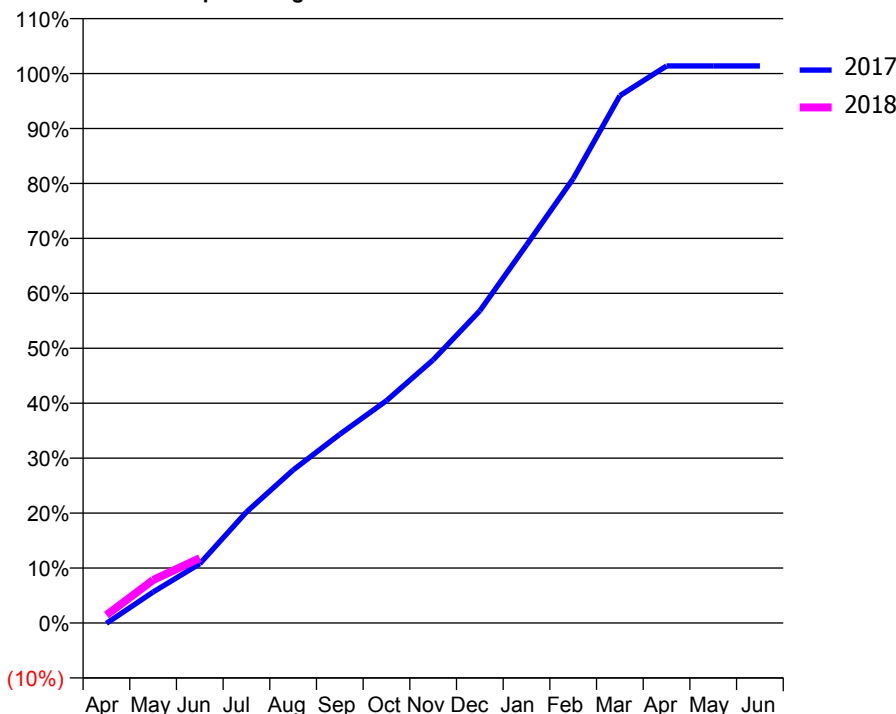
### ACCESS\*

Patients seen in 24 months	Total	Change since previous quarter
Quarter ending June 2016	2,872	
Quarter ending September 2016	2,806	↓
Quarter ending December 2016	2,705	↓
Quarter ending March 2017	2,624	↓
Quarter ending June 2017	2,555	↓
<b>Variance since June 2016</b>	<b>(11.0%)</b>	<b>↓</b>



### ACTIVITY

Cumulative percentage of contracted UDA delivered 2017 & 2018



Month	Adjusted Scheduled Activity (UDA)	
	2017	2018
April	-6	105
May	410	568
June	783	857
July	1,467	
August	2,022	
September	2,494	
October	2,938	
November	3,478	
December	4,127	
January	4,995	
February	5,873	
March	6,969	
April	7,362	
May	7,362	
June	7,362	

### QUALITY

	Quantity	Base Number	Contract	AT	Region	England
% of FP17s for the same patient ID Re-attending within 3 months - Children	2	136	1.5%	10.6%	11.6%	12.0%
% of FP17s for the same patient ID Re-attending within 3 months - Adults	90	547	16.5%	14.9%	15.9%	16.0%
% of FP17s for the same patient ID Re-attending between 3 & 9 months - Children	54	136	39.7%	59.9%	60.4%	58.0%
% of FP17s for the same patient ID Re-attending between 3 & 9 months - Adults	230	547	42.0%	52.2%	52.3%	50.9%
% of FP17s for Band 1 Urgent Courses	65	532	12.2%	10.0%	9.5%	9.1%
% of FP17s Relating to Free Repair or Replacements	0	532	0.0%	0.6%	0.7%	0.8%
% of FP17s Relating to Continuations	2	532	0.4%	1.1%	1.0%	1.1%
% of Patients satisfied with the dentistry they have received	20	21	95.2%	93.1%	91.9%	91.7%
% of Patients satisfied with the time they had to wait for an appointment	17	21	81.0%	87.9%	88.0%	88.0%

\* This is based on patients treated on this contract for their most recent course of treatment. Figures in italics indicate the base number of FP17s or Patient Questionnaire responses are less than 100. N/A is shown where the base number of responses is less than 10 during the period. % is calculated as Quantity/Base number\*100

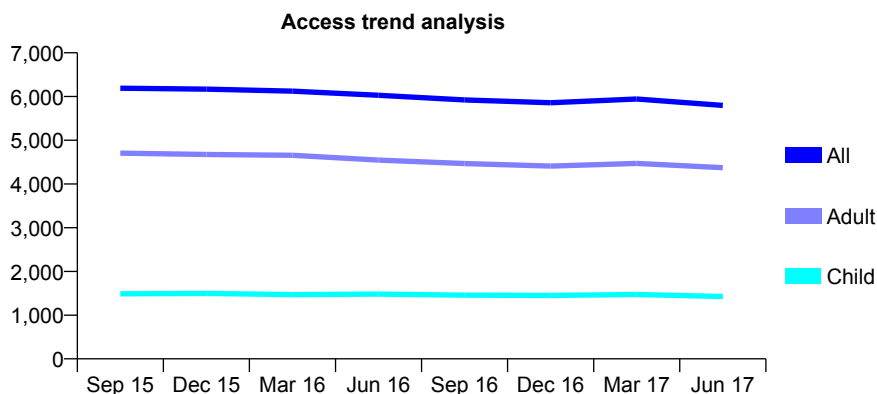
## Q70 - Vital Signs At a Glance Contract Report for 187453/0001 - June 2017

Name or company name	Chalet Hill Dental Centre
Contract type name	GDS Contract
Purpose of contract	General
Contract start date	01/01/2013
Contract end date	

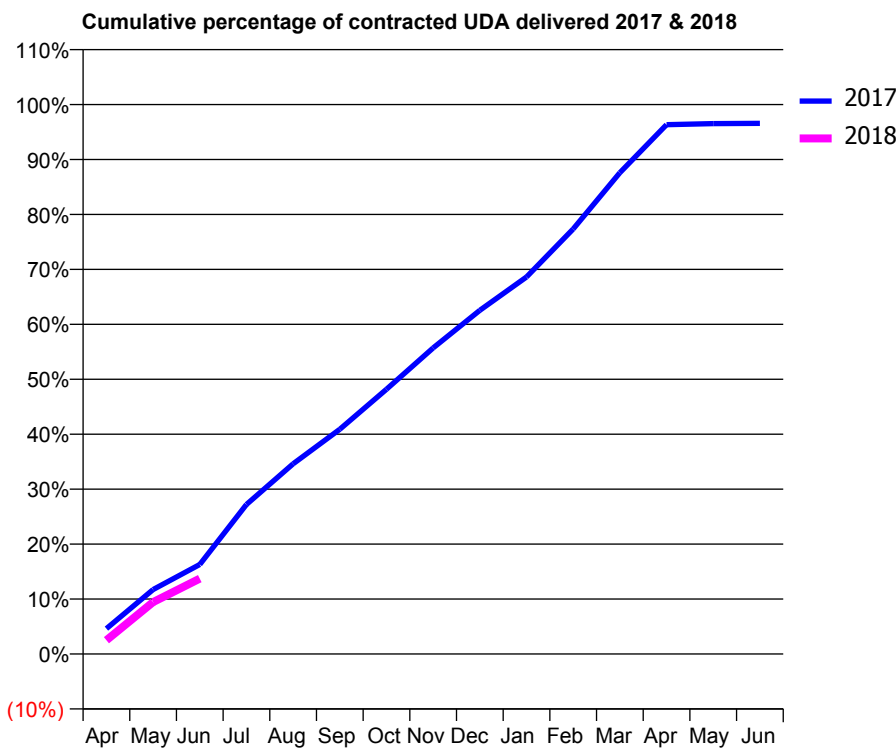
17/18 Contracted general activity (UDA)	20,000
Carry forward general activity (UDA)	0
17/18 Contracted orthodontic activity (UOA)	0
Carry forward orthodontic activity (UOA)	0
Baseline contract value	£477,258.22

### ACCESS\*

Patients seen in 24 months	Total	Change since previous quarter
Quarter ending June 2016	6,028	
Quarter ending September 2016	5,923	↓
Quarter ending December 2016	5,859	↓
Quarter ending March 2017	5,942	→
Quarter ending June 2017	5,798	↓
<b>Variance since June 2016</b>	<b>(3.8%)</b>	<b>↓</b>



### ACTIVITY



Month	Adjusted Scheduled Activity (UDA)	
	2017	2018
April	924	502
May	2,347	1,890
June	3,258	2,744
July	5,443	
August	6,924	
September	8,180	
October	9,637	
November	11,142	
December	12,511	
January	13,723	
February	15,468	
March	17,517	
April	19,267	
May	19,303	
June	19,315	

### QUALITY

	Quantity	Base Number	Contract	AT	Region	England
% of FP17s for the same patient ID Re-attending within 3 months - Children	62	456	13.6%	10.6%	11.6%	12.0%
% of FP17s for the same patient ID Re-attending within 3 months - Adults	215	1,344	16.0%	14.9%	15.9%	16.0%
% of FP17s for the same patient ID Re-attending between 3 & 9 months - Children	267	456	58.6%	59.9%	60.4%	58.0%
% of FP17s for the same patient ID Re-attending between 3 & 9 months - Adults	702	1,344	52.2%	52.2%	52.3%	50.9%
% of FP17s for Band 1 Urgent Courses	110	1,280	8.6%	10.0%	9.5%	9.1%
% of FP17s Relating to Free Repair or Replacements	15	1,280	1.2%	0.6%	0.7%	0.8%
% of FP17s Relating to Continuations	4	1,280	0.3%	1.1%	1.0%	1.1%
% of Patients satisfied with the dentistry they have received	12	12	100.0%	93.1%	91.9%	91.7%
% of Patients satisfied with the time they had to wait for an appointment	11	12	91.7%	87.9%	88.0%	88.0%

\* This is based on patients treated on this contract for their most recent course of treatment. Figures in italics indicate the base number of FP17s or Patient Questionnaire responses are less than 100. N/A is shown where the base number of responses is less than 10 during the period. % is calculated as Quantity/Base number\*100

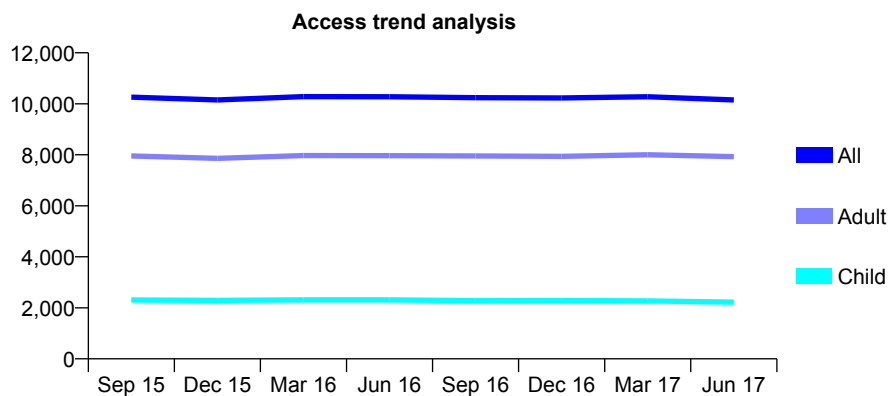
## Q70 - Vital Signs At a Glance Contract Report for 188530/0001 - June 2017

Name or company name	Dr Elaine Weaver
Contract type name	GDS Contract
Purpose of contract	General
Contract start date	01/04/2009
Contract end date	

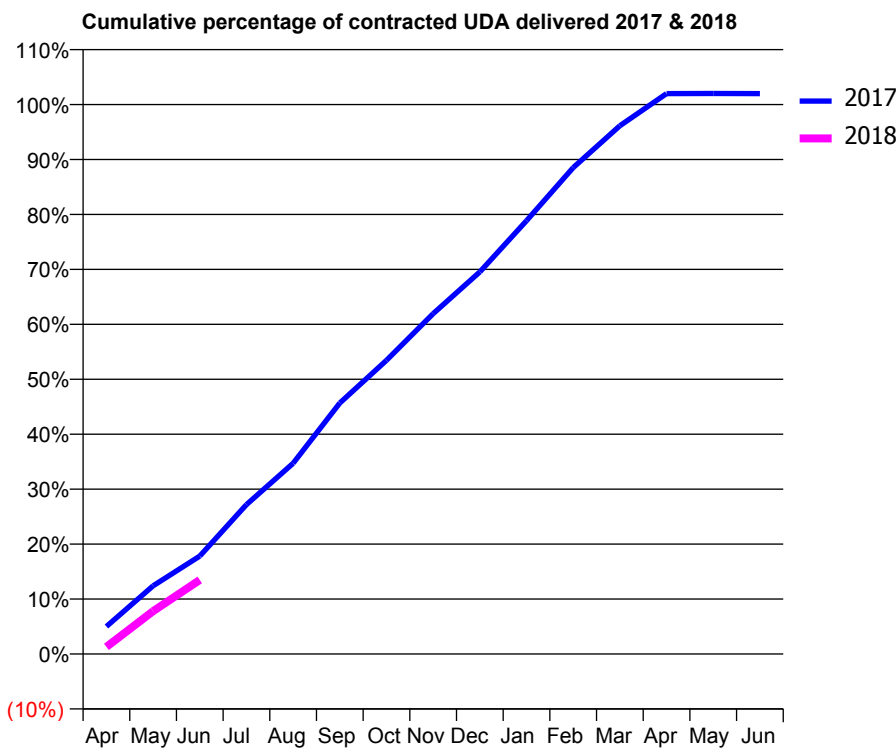
17/18 Contracted general activity (UDA)	26,437
Carry forward general activity (UDA)	0
17/18 Contracted orthodontic activity (UOA)	0
Carry forward orthodontic activity (UOA)	0
Baseline contract value	£822,858.52

### ACCESS\*

Patients seen in 24 months	Total	Change since previous quarter
Quarter ending June 2016	10,277	
Quarter ending September 2016	10,238	→
Quarter ending December 2016	10,230	→
Quarter ending March 2017	10,277	→
Quarter ending June 2017	10,154	↓
<b>Variance since June 2016</b>	<b>(1.2%)</b>	<b>↓</b>



### ACTIVITY



Month	Adjusted Scheduled Activity (UDA)	
	2017	2018
April	1,327	343
May	3,282	2,064
June	4,713	3,563
July	7,188	
August	9,176	
September	12,080	
October	14,129	
November	16,373	
December	18,383	
January	20,845	
February	23,400	
March	25,412	
April	26,963	
May	26,964	
June	26,963	

### QUALITY

	Quantity	Base Number	Contract	AT	Region	England
% of FP17s for the same patient ID Re-attending within 3 months - Children	50	615	8.1%	10.6%	11.6%	12.0%
% of FP17s for the same patient ID Re-attending within 3 months - Adults	417	2,367	17.6%	14.9%	15.9%	16.0%
% of FP17s for the same patient ID Re-attending between 3 & 9 months - Children	339	615	55.1%	59.9%	60.4%	58.0%
% of FP17s for the same patient ID Re-attending between 3 & 9 months - Adults	1,020	2,367	43.1%	52.2%	52.3%	50.9%
% of FP17s for Band 1 Urgent Courses	181	2,123	8.5%	10.0%	9.5%	9.1%
% of FP17s Relating to Free Repair or Replacements	21	2,123	1.0%	0.6%	0.7%	0.8%
% of FP17s Relating to Continuations	38	2,123	1.8%	1.1%	1.0%	1.1%
% of Patients satisfied with the dentistry they have received	15	15	100.0%	93.1%	91.9%	91.7%
% of Patients satisfied with the time they had to wait for an appointment	14	15	93.3%	87.9%	88.0%	88.0%

\* This is based on patients treated on this contract for their most recent course of treatment. Figures in italics indicate the base number of FP17s or Patient Questionnaire responses are less than 100. N/A is shown where the base number of responses is less than 10 during the period. % is calculated as Quantity/Base number\*100

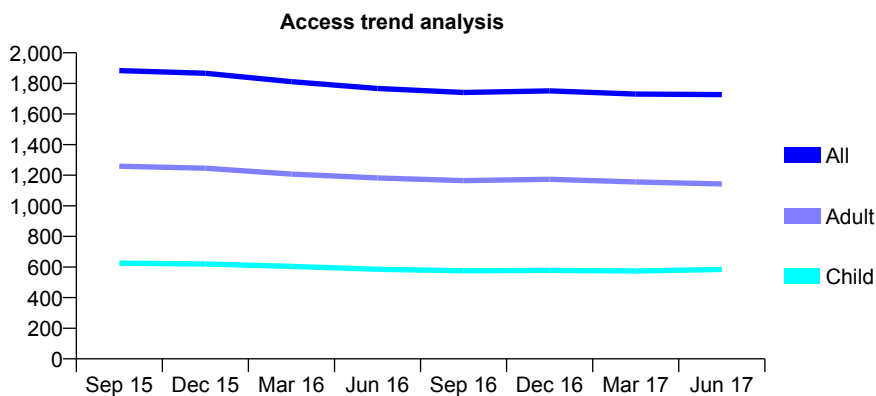
## Q70 - Vital Signs At a Glance Contract Report for 190195/0006 - June 2017

Name or company name	Xeon Smiles UK Ltd
Contract type name	GDS Contract
Purpose of contract	General and Orthodontic
Contract start date	09/06/2008
Contract end date	

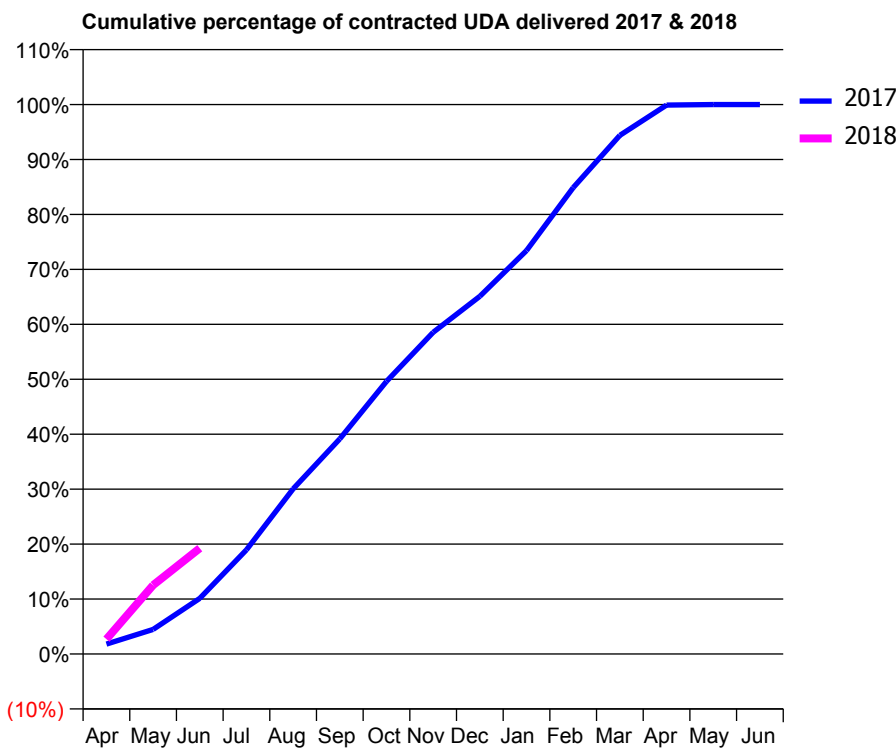
17/18 Contracted general activity (UDA)	4,501
Carry forward general activity (UDA)	0
17/18 Contracted orthodontic activity (UOA)	240
Carry forward orthodontic activity (UOA)	0
Baseline contract value	£118,346.43

### ACCESS\*

Patients seen in 24 months	Total	Change since previous quarter
Quarter ending June 2016	1,767	
Quarter ending September 2016	1,741	↓
Quarter ending December 2016	1,751	→
Quarter ending March 2017	1,730	↓
Quarter ending June 2017	1,727	→
<b>Variance since June 2016</b>	<b>(2.3%)</b>	<b>↓</b>



### ACTIVITY



Month	Adjusted Scheduled Activity (UDA)	
	2017	2018
April	81	121
May	201	564
June	456	867
July	854	
August	1,353	
September	1,762	
October	2,234	
November	2,635	
December	2,930	
January	3,304	
February	3,820	
March	4,249	
April	4,497	
May	4,501	
June	4,501	

### QUALITY

	Quantity	Base Number	Contract	AT	Region	England
% of FP17s for the same patient ID Re-attending within 3 months - Children	17	226	7.5%	10.6%	11.6%	12.0%
% of FP17s for the same patient ID Re-attending within 3 months - Adults	46	391	11.8%	14.9%	15.9%	16.0%
% of FP17s for the same patient ID Re-attending between 3 & 9 months - Children	157	226	69.5%	59.9%	60.4%	58.0%
% of FP17s for the same patient ID Re-attending between 3 & 9 months - Adults	241	391	61.6%	52.2%	52.3%	50.9%
% of FP17s for Band 1 Urgent Courses	34	505	6.7%	10.0%	9.5%	9.1%
% of FP17s Relating to Free Repair or Replacements	6	505	1.2%	0.6%	0.7%	0.8%
% of FP17s Relating to Continuations	6	505	1.2%	1.1%	1.0%	1.1%
% of Patients satisfied with the dentistry they have received	8	9	N/A	93.1%	91.9%	91.7%
% of Patients satisfied with the time they had to wait for an appointment	8	9	N/A	87.9%	88.0%	88.0%

\* This is based on patients treated on this contract for their most recent course of treatment. Figures in italics indicate the base number of FP17s or Patient Questionnaire responses are less than 100. N/A is shown where the base number of responses is less than 10 during the period. % is calculated as Quantity/Base number\*100

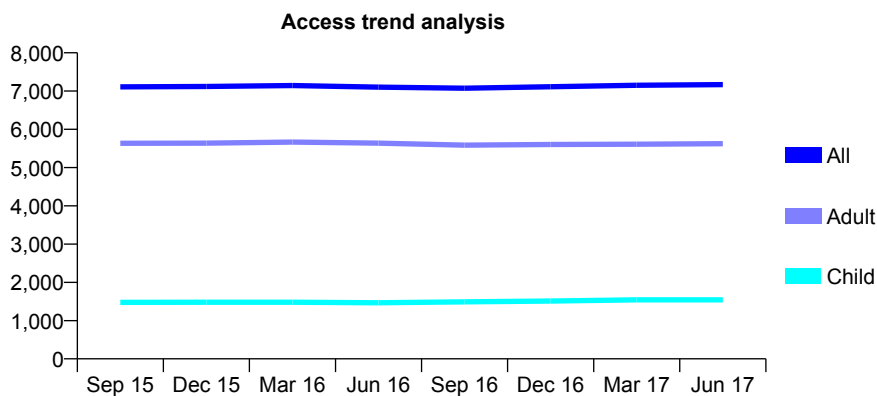
## Q70 - Vital Signs At a Glance Contract Report for 190233/0001 - June 2017

Name or company name	Dentalcare Limited
Contract type name	GDS Contract
Purpose of contract	General
Contract start date	13/12/2010
Contract end date	

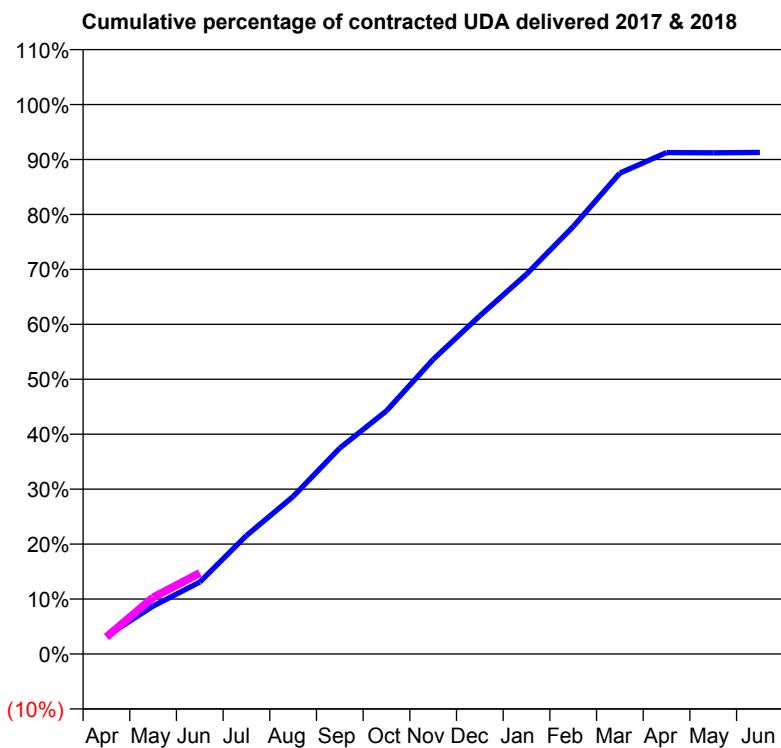
17/18 Contracted general activity (UDA)	19,865
Carry forward general activity (UDA)	0
17/18 Contracted orthodontic activity (UOA)	0
Carry forward orthodontic activity (UOA)	0
Baseline contract value	£479,236.66

### ACCESS\*

Patients seen in 24 months	Total	Change since previous quarter
Quarter ending June 2016	7,103	
Quarter ending September 2016	7,076	→
Quarter ending December 2016	7,114	→
Quarter ending March 2017	7,152	→
Quarter ending June 2017	7,167	→
<b>Variance since June 2016</b>	<b>0.9%</b>	<b>→</b>



### ACTIVITY



Month	Adjusted Scheduled Activity (UDA)	
	2017	2018
April	647	617
May	1,734	2,047
June	2,602	2,927
July	4,285	
August	5,697	
September	7,445	
October	8,790	
November	10,649	
December	12,226	
January	13,732	
February	15,455	
March	17,386	
April	18,126	
May	18,116	
June	18,131	

### QUALITY

	Quantity	Base Number	Contract	AT	Region	England
% of FP17s for the same patient ID Re-attending within 3 months - Children	31	476	6.5%	10.6%	11.6%	12.0%
% of FP17s for the same patient ID Re-attending within 3 months - Adults	140	1,428	9.8%	14.9%	15.9%	16.0%
% of FP17s for the same patient ID Re-attending between 3 & 9 months - Children	292	476	61.3%	59.9%	60.4%	58.0%
% of FP17s for the same patient ID Re-attending between 3 & 9 months - Adults	756	1,428	52.9%	52.2%	52.3%	50.9%
% of FP17s for Band 1 Urgent Courses	110	1,558	7.1%	10.0%	9.5%	9.1%
% of FP17s Relating to Free Repair or Replacements	7	1,558	0.4%	0.6%	0.7%	0.8%
% of FP17s Relating to Continuations	0	1,558	0.0%	1.1%	1.0%	1.1%
% of Patients satisfied with the dentistry they have received	5	5	N/A	93.1%	91.9%	91.7%
% of Patients satisfied with the time they had to wait for an appointment	4	5	N/A	87.9%	88.0%	88.0%

\* This is based on patients treated on this contract for their most recent course of treatment. Figures in italics indicate the base number of FP17s or Patient Questionnaire responses are less than 100. N/A is shown where the base number of responses is less than 10 during the period. % is calculated as Quantity/Base number\*100

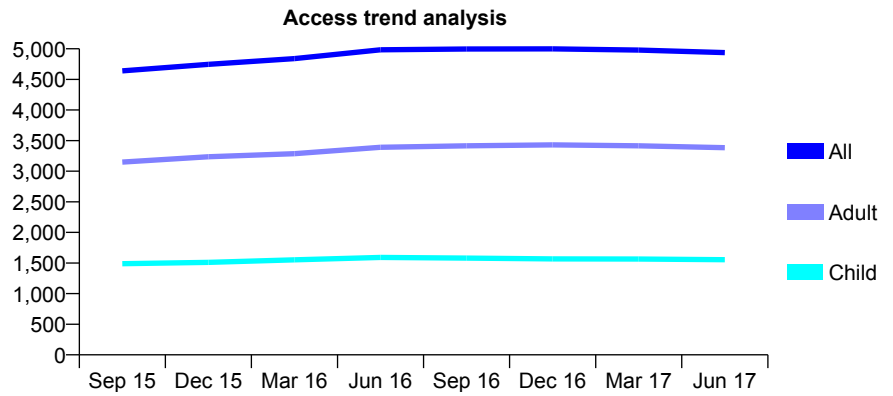
## Q70 - Vital Signs At a Glance Contract Report for 190985/0001 - June 2017

Name or company name	Miss P Kotecha
Contract type name	GDS Contract
Purpose of contract	General
Contract start date	01/12/2013
Contract end date	

17/18 Contracted general activity (UDA)	12,555
Carry forward general activity (UDA)	0
17/18 Contracted orthodontic activity (UOA)	0
Carry forward orthodontic activity (UOA)	0
Baseline contract value	£329,652.44

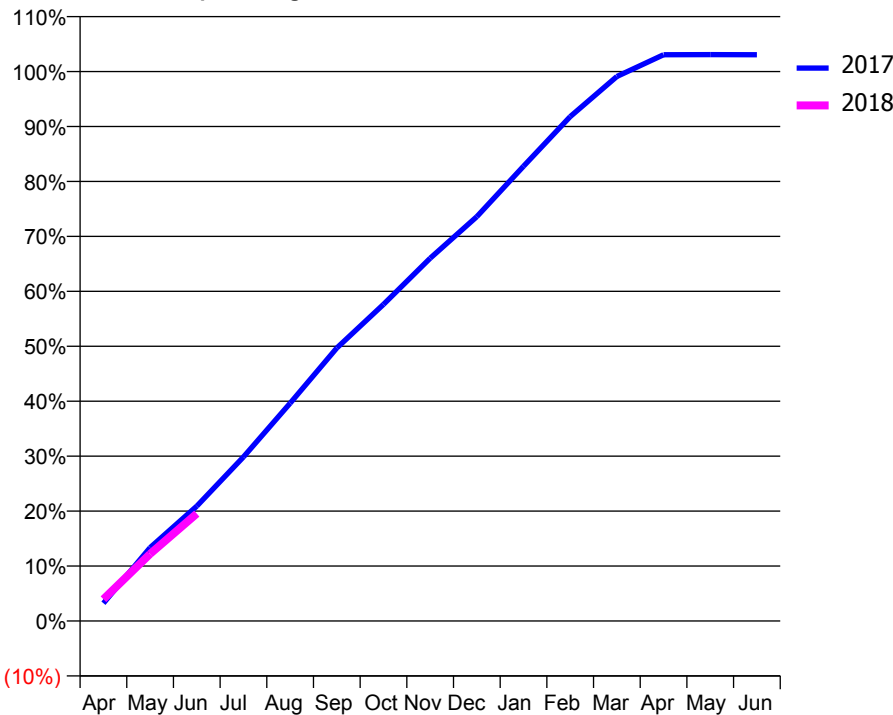
### ACCESS\*

Patients seen in 24 months	Total	Change since previous quarter
Quarter ending June 2016	4,983	
Quarter ending September 2016	4,996	→
Quarter ending December 2016	4,998	→
Quarter ending March 2017	4,979	→
Quarter ending June 2017	4,938	→
<b>Variance since June 2016</b>	<b>(0.9%)</b>	→



### ACTIVITY

Cumulative percentage of contracted UDA delivered 2017 & 2018



Month	Adjusted Scheduled Activity (UDA)	
	2017	2018
April	406	499
May	1,677	1,534
June	2,626	2,453
July	3,749	
August	4,978	
September	6,239	
October	7,234	
November	8,290	
December	9,239	
January	10,391	
February	11,524	
March	12,440	
April	12,937	
May	12,939	
June	12,936	

### QUALITY

	Quantity	Base Number	Contract	AT	Region	England
% of FP17s for the same patient ID Re-attending within 3 months - Children	39	584	6.7%	10.6%	11.6%	12.0%
% of FP17s for the same patient ID Re-attending within 3 months - Adults	99	1,085	9.1%	14.9%	15.9%	16.0%
% of FP17s for the same patient ID Re-attending between 3 & 9 months - Children	421	584	72.1%	59.9%	60.4%	58.0%
% of FP17s for the same patient ID Re-attending between 3 & 9 months - Adults	686	1,085	63.2%	52.2%	52.3%	50.9%
% of FP17s for Band 1 Urgent Courses	74	1,364	5.4%	10.0%	9.5%	9.1%
% of FP17s Relating to Free Repair or Replacements	3	1,364	0.2%	0.6%	0.7%	0.8%
% of FP17s Relating to Continuations	4	1,364	0.3%	1.1%	1.0%	1.1%
% of Patients satisfied with the dentistry they have received	8	9	N/A	93.1%	91.9%	91.7%
% of Patients satisfied with the time they had to wait for an appointment	8	9	N/A	87.9%	88.0%	88.0%

\* This is based on patients treated on this contract for their most recent course of treatment. Figures in italics indicate the base number of FP17s or Patient Questionnaire responses are less than 100. N/A is shown where the base number of responses is less than 10 during the period. % is calculated as Quantity/Base number\*100



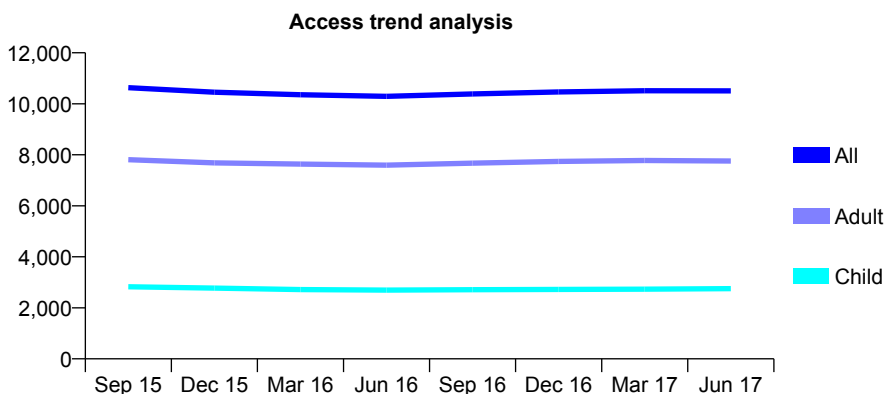
## Q70 - Vital Signs At a Glance Contract Report for 191183/0001 - June 2017

Name or company name	SCA Healthcare
Contract type name	GDS Contract
Purpose of contract	General
Contract start date	13/09/2008
Contract end date	

17/18 Contracted general activity (UDA)	36,115
Carry forward general activity (UDA)	0
17/18 Contracted orthodontic activity (UOA)	0
Carry forward orthodontic activity (UOA)	0
Baseline contract value	£1,077,723.17

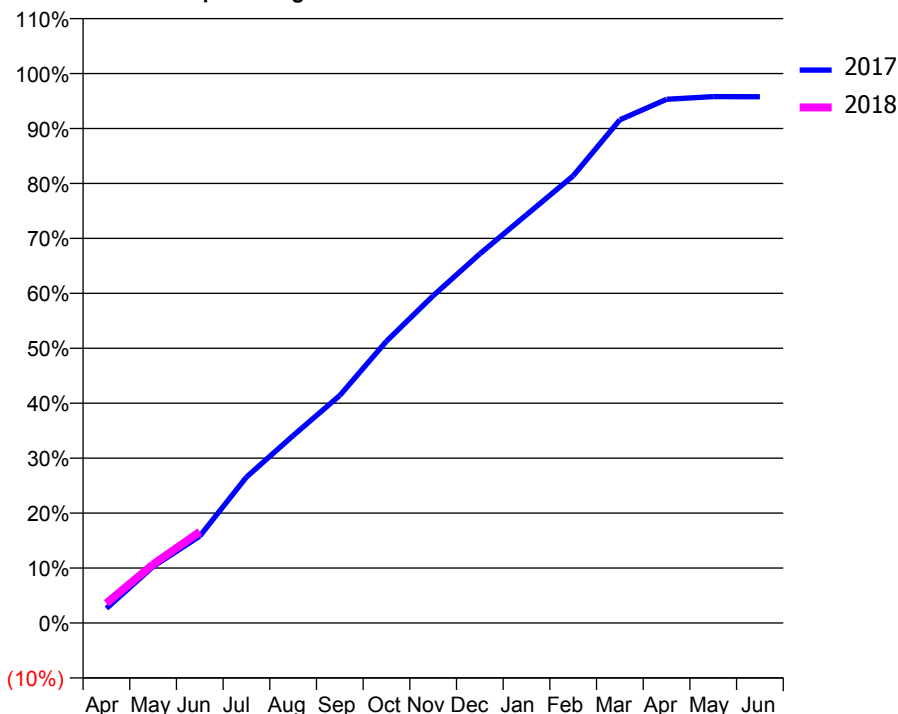
### ACCESS\*

Patients seen in 24 months	Total	Change since previous quarter
Quarter ending June 2016	10,291	
Quarter ending September 2016	10,386	→
Quarter ending December 2016	10,464	→
Quarter ending March 2017	10,511	→
Quarter ending June 2017	10,507	→
<b>Variance since June 2016</b>	<b>2.1%</b>	<b>↑</b>



### ACTIVITY

Cumulative percentage of contracted UDA delivered 2017 & 2018



Month	Adjusted Scheduled Activity (UDA)	
	2017	2018
April	963	1,300
May	3,714	3,861
June	5,706	6,001
July	9,592	
August	12,321	
September	14,956	
October	18,521	
November	21,511	
December	24,262	
January	26,835	
February	29,392	
March	33,067	
April	34,423	
May	34,597	
June	34,585	

### QUALITY

	Quantity	Base Number	Contract	AT	Region	England
% of FP17s for the same patient ID Re-attending within 3 months - Children	80	1,050	7.6%	10.6%	11.6%	12.0%
% of FP17s for the same patient ID Re-attending within 3 months - Adults	429	2,732	15.7%	14.9%	15.9%	16.0%
% of FP17s for the same patient ID Re-attending between 3 & 9 months - Children	693	1,050	66.0%	59.9%	60.4%	58.0%
% of FP17s for the same patient ID Re-attending between 3 & 9 months - Adults	1,681	2,732	61.5%	52.2%	52.3%	50.9%
% of FP17s for Band 1 Urgent Courses	214	3,141	6.8%	10.0%	9.5%	9.1%
% of FP17s Relating to Free Repair or Replacements	25	3,141	0.8%	0.6%	0.7%	0.8%
% of FP17s Relating to Continuations	38	3,141	1.2%	1.1%	1.0%	1.1%
% of Patients satisfied with the dentistry they have received	15	15	100.0%	93.1%	91.9%	91.7%
% of Patients satisfied with the time they had to wait for an appointment	15	15	100.0%	87.9%	88.0%	88.0%

\* This is based on patients treated on this contract for their most recent course of treatment. Figures in italics indicate the base number of FP17s or Patient Questionnaire responses are less than 100. N/A is shown where the base number of responses is less than 10 during the period. % is calculated as Quantity/Base number\*100

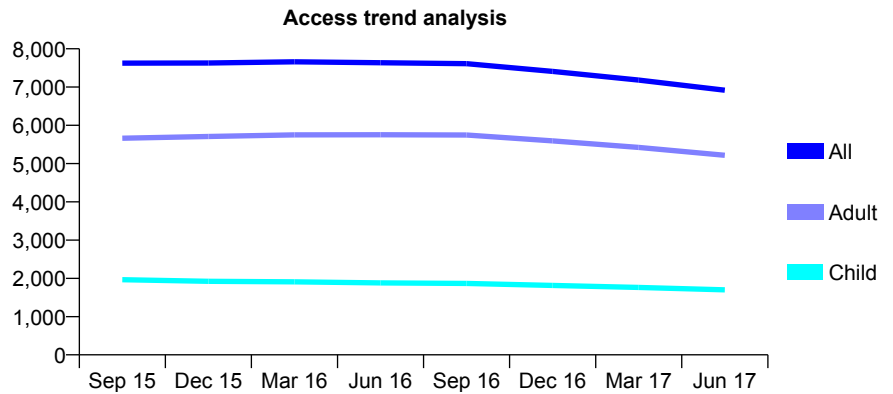
## Q70 - Vital Signs At a Glance Contract Report for 191183/0002 - June 2017

Name or company name	SCA Healthcare
Contract type name	GDS Contract
Purpose of contract	General
Contract start date	01/10/2008
Contract end date	

17/18 Contracted general activity (UDA)	22,500
Carry forward general activity (UDA)	0
17/18 Contracted orthodontic activity (UOA)	0
Carry forward orthodontic activity (UOA)	0
Baseline contract value	£529,755.63

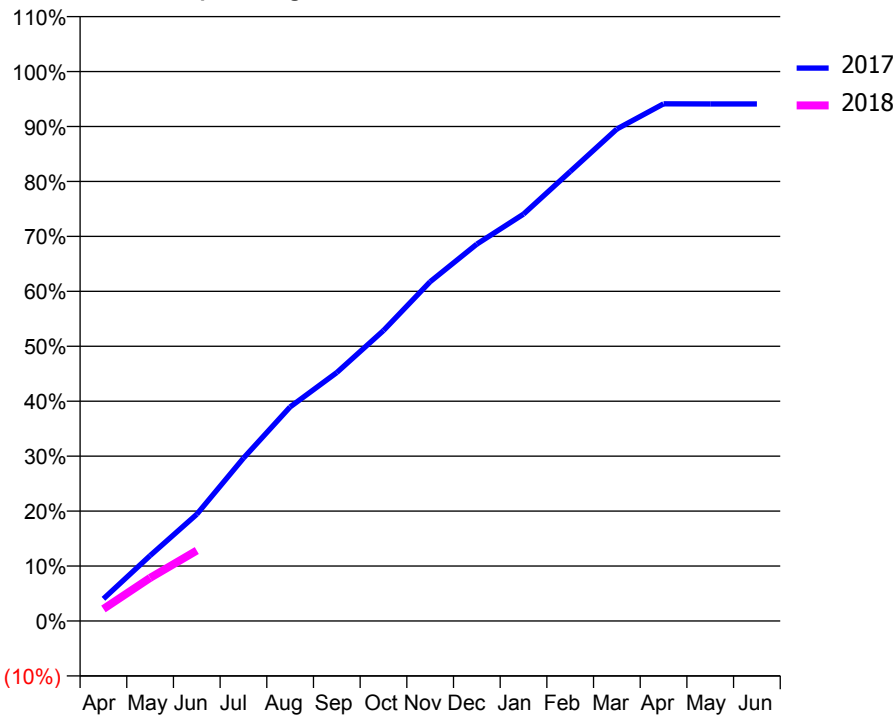
### ACCESS\*

Patients seen in 24 months	Total	Change since previous quarter
Quarter ending June 2016	7,636	
Quarter ending September 2016	7,611	→
Quarter ending December 2016	7,408	↓
Quarter ending March 2017	7,182	↓
Quarter ending June 2017	6,917	↓
<b>Variance since June 2016</b>	<b>(9.4%)</b>	<b>↓</b>



### ACTIVITY

Cumulative percentage of contracted UDA delivered 2017 & 2018



Month	Adjusted Scheduled Activity (UDA)	
	2017	2018
April	910	493
May	2,677	1,768
June	4,370	2,885
July	6,669	
August	8,766	
September	10,173	
October	11,897	
November	13,891	
December	15,434	
January	16,663	
February	18,404	
March	20,143	
April	21,174	
May	21,171	
June	21,172	

### QUALITY

	Quantity	Base Number	Contract	AT	Region	England
% of FP17s for the same patient ID Re-attending within 3 months - Children	54	553	9.8%	10.6%	11.6%	12.0%
% of FP17s for the same patient ID Re-attending within 3 months - Adults	229	1,474	15.5%	14.9%	15.9%	16.0%
% of FP17s for the same patient ID Re-attending between 3 & 9 months - Children	345	553	62.4%	59.9%	60.4%	58.0%
% of FP17s for the same patient ID Re-attending between 3 & 9 months - Adults	807	1,474	54.7%	52.2%	52.3%	50.9%
% of FP17s for Band 1 Urgent Courses	226	1,608	14.1%	10.0%	9.5%	9.1%
% of FP17s Relating to Free Repair or Replacements	9	1,608	0.6%	0.6%	0.7%	0.8%
% of FP17s Relating to Continuations	4	1,608	0.2%	1.1%	1.0%	1.1%
% of Patients satisfied with the dentistry they have received	3	4	N/A	93.1%	91.9%	91.7%
% of Patients satisfied with the time they had to wait for an appointment	4	4	N/A	87.9%	88.0%	88.0%

\* This is based on patients treated on this contract for their most recent course of treatment. Figures in italics indicate the base number of FP17s or Patient Questionnaire responses are less than 100. N/A is shown where the base number of responses is less than 10 during the period. % is calculated as Quantity/Base number\*100

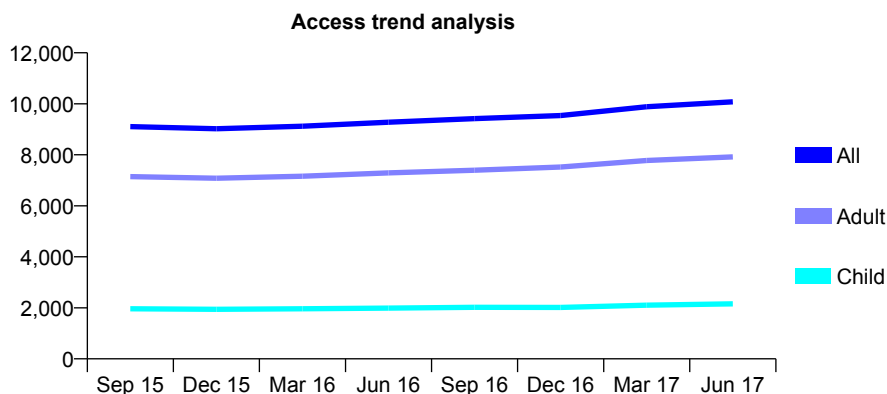
## Q70 - Vital Signs At a Glance Contract Report for 191183/0003 - June 2017

Name or company name	SCA Healthcare
Contract type name	GDS Contract
Purpose of contract	General
Contract start date	01/10/2008
Contract end date	

17/18 Contracted general activity (UDA)	31,000
Carry forward general activity (UDA)	0
17/18 Contracted orthodontic activity (UOA)	0
Carry forward orthodontic activity (UOA)	0
Baseline contract value	£844,384.11

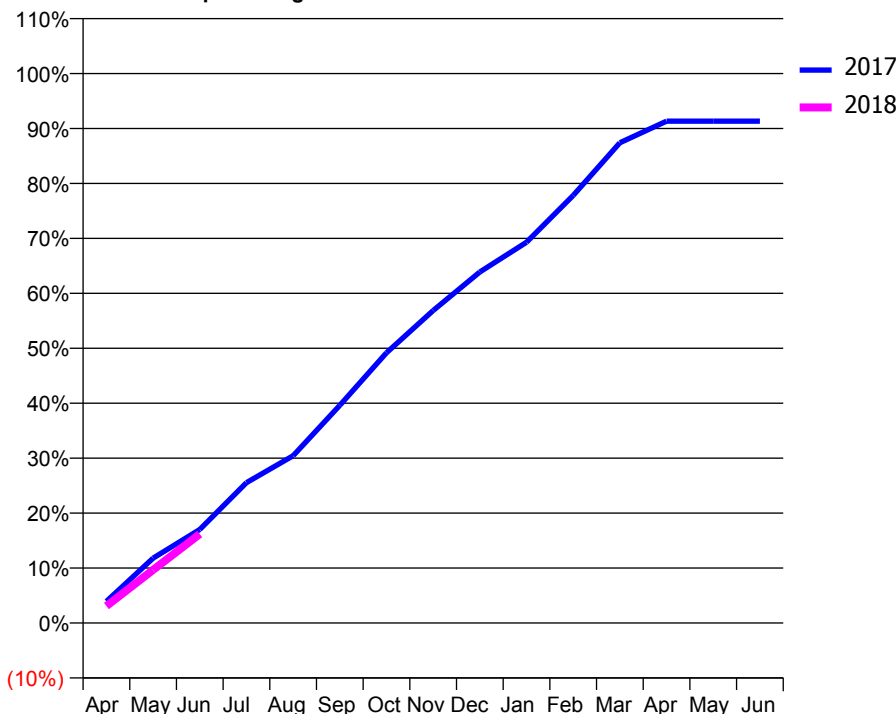
### ACCESS\*

Patients seen in 24 months	Total	Change since previous quarter
Quarter ending June 2016	9,281	
Quarter ending September 2016	9,417	→
Quarter ending December 2016	9,538	→
Quarter ending March 2017	9,885	↑
Quarter ending June 2017	10,076	→
<b>Variance since June 2016</b>	<b>8.6%</b>	<b>↑</b>



### ACTIVITY

Cumulative percentage of contracted UDA delivered 2017 & 2018



Adjusted Scheduled Activity (UDA)

Month	2017	2018
April	1,220	957
May	3,662	2,995
June	5,278	5,022
July	7,914	
August	9,440	
September	12,277	
October	15,243	
November	17,631	
December	19,807	
January	21,480	
February	24,123	
March	27,092	
April	28,312	
May	28,311	
June	28,313	

### QUALITY

	Quantity	Base Number	Contract	AT	Region	England
% of FP17s for the same patient ID Re-attending within 3 months - Children	45	767	5.9%	10.6%	11.6%	12.0%
% of FP17s for the same patient ID Re-attending within 3 months - Adults	321	2,611	12.3%	14.9%	15.9%	16.0%
% of FP17s for the same patient ID Re-attending between 3 & 9 months - Children	489	767	63.8%	59.9%	60.4%	58.0%
% of FP17s for the same patient ID Re-attending between 3 & 9 months - Adults	1,385	2,611	53.0%	52.2%	52.3%	50.9%
% of FP17s for Band 1 Urgent Courses	155	2,513	6.2%	10.0%	9.5%	9.1%
% of FP17s Relating to Free Repair or Replacements	16	2,513	0.6%	0.6%	0.7%	0.8%
% of FP17s Relating to Continuations	5	2,513	0.2%	1.1%	1.0%	1.1%
% of Patients satisfied with the dentistry they have received	6	6	N/A	93.1%	91.9%	91.7%
% of Patients satisfied with the time they had to wait for an appointment	6	6	N/A	87.9%	88.0%	88.0%

\* This is based on patients treated on this contract for their most recent course of treatment. Figures in italics indicate the base number of FP17s or Patient Questionnaire responses are less than 100. N/A is shown where the base number of responses is less than 10 during the period. % is calculated as Quantity/Base number\*100

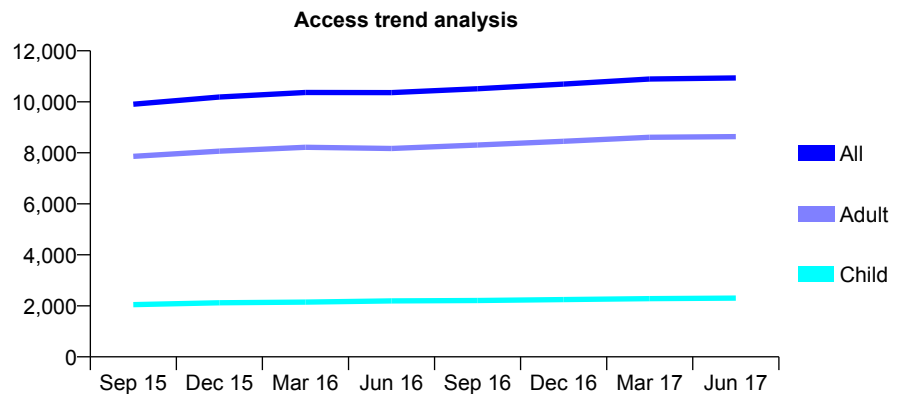
## Q70 - Vital Signs At a Glance Contract Report for 191183/0004 - June 2017

Name or company name	SCA Healthcare
Contract type name	GDS Contract
Purpose of contract	General
Contract start date	01/04/2011
Contract end date	

17/18 Contracted general activity (UDA)	30,000
Carry forward general activity (UDA)	0
17/18 Contracted orthodontic activity (UOA)	0
Carry forward orthodontic activity (UOA)	0
Baseline contract value	£761,497.84

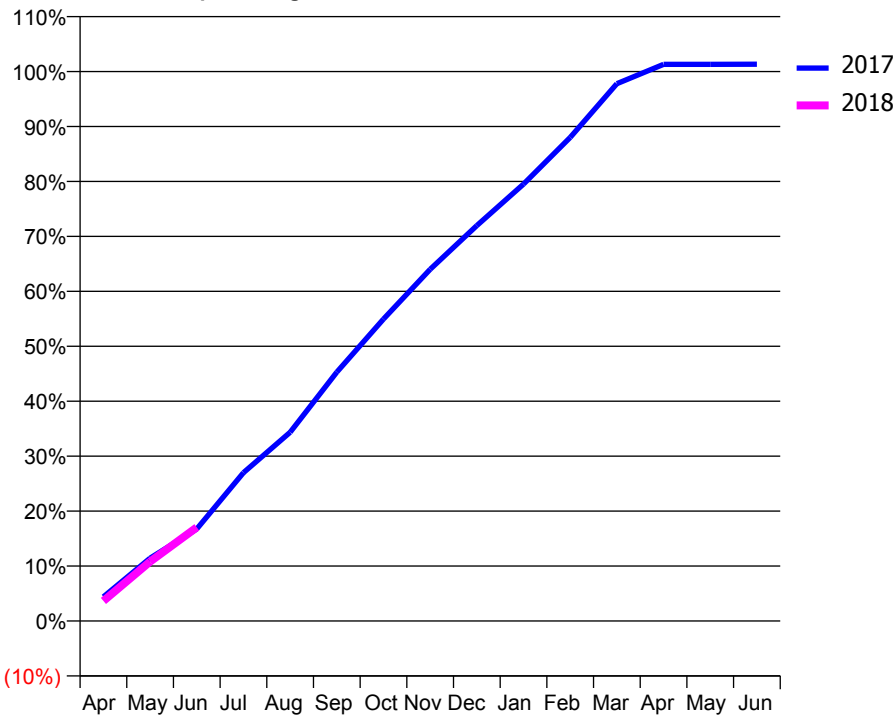
### ACCESS\*

Patients seen in 24 months	Total	Change since previous quarter
Quarter ending June 2016	10,362	
Quarter ending September 2016	10,515	→
Quarter ending December 2016	10,696	→
Quarter ending March 2017	10,894	→
Quarter ending June 2017	10,937	→
<b>Variance since June 2016</b>	<b>5.5%</b>	<b>↑</b>



### ACTIVITY

Cumulative percentage of contracted UDA delivered 2017 & 2018



Month	Adjusted Scheduled Activity (UDA)	
	2017	2018
April	1,292	1,094
May	3,361	3,244
June	4,923	5,117
July	7,930	
August	10,088	
September	13,307	
October	16,142	
November	18,802	
December	21,142	
January	23,358	
February	25,850	
March	28,723	
April	29,759	
May	29,760	
June	29,763	

### QUALITY

	Quantity	Base Number	Contract	AT	Region	England
% of FP17s for the same patient ID Re-attending within 3 months - Children	69	763	9.0%	10.6%	11.6%	12.0%
% of FP17s for the same patient ID Re-attending within 3 months - Adults	398	2,772	14.4%	14.9%	15.9%	16.0%
% of FP17s for the same patient ID Re-attending between 3 & 9 months - Children	464	763	60.8%	59.9%	60.4%	58.0%
% of FP17s for the same patient ID Re-attending between 3 & 9 months - Adults	1,715	2,772	61.9%	52.2%	52.3%	50.9%
% of FP17s for Band 1 Urgent Courses	320	2,951	10.8%	10.0%	9.5%	9.1%
% of FP17s Relating to Free Repair or Replacements	16	2,951	0.5%	0.6%	0.7%	0.8%
% of FP17s Relating to Continuations	12	2,951	0.4%	1.1%	1.0%	1.1%
% of Patients satisfied with the dentistry they have received	18	18	100.0%	93.1%	91.9%	91.7%
% of Patients satisfied with the time they had to wait for an appointment	13	18	72.2%	87.9%	88.0%	88.0%

\* This is based on patients treated on this contract for their most recent course of treatment. Figures in italics indicate the base number of FP17s or Patient Questionnaire responses are less than 100. N/A is shown where the base number of responses is less than 10 during the period. % is calculated as Quantity/Base number\*100

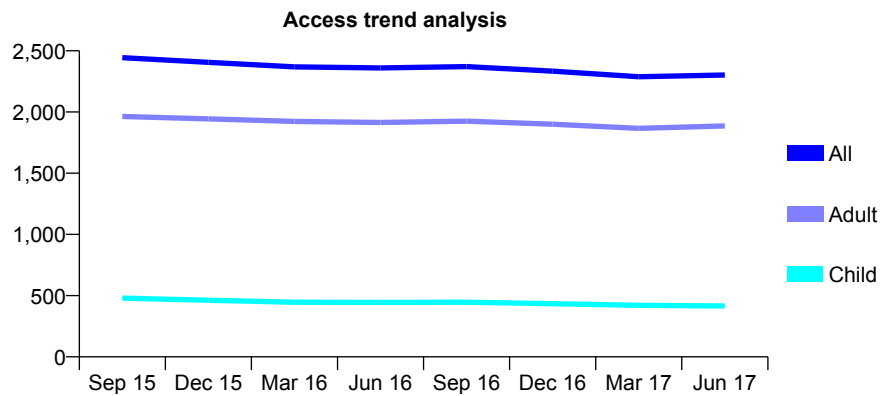
## Q70 - Vital Signs At a Glance Contract Report for 191302/0001 - June 2017

Name or company name	Mr M C Omar
Contract type name	GDS Contract
Purpose of contract	General
Contract start date	01/10/2013
Contract end date	

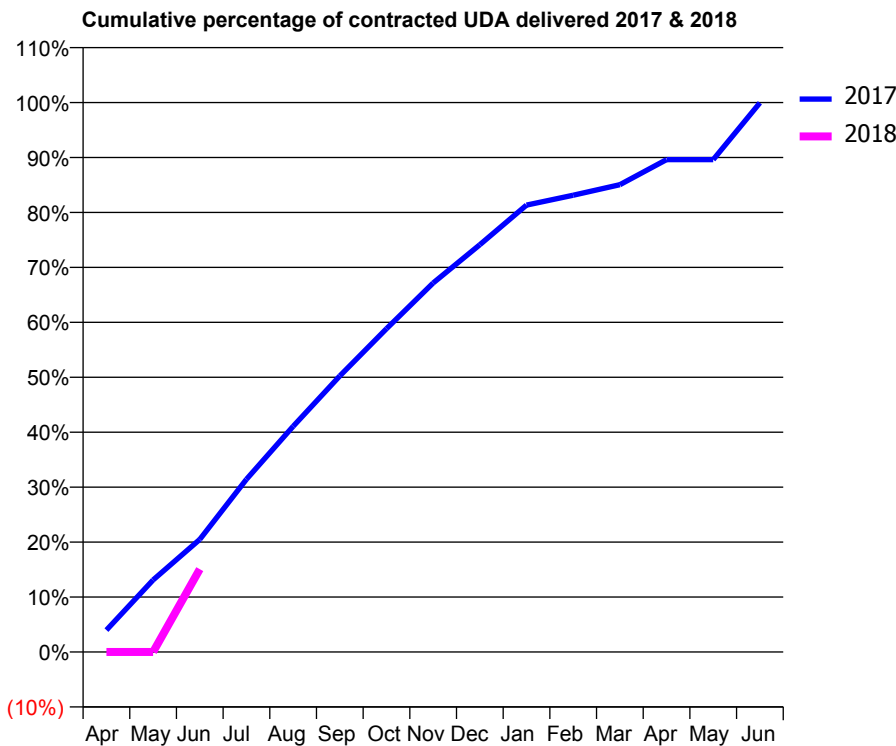
17/18 Contracted general activity (UDA)	8,401
Carry forward general activity (UDA)	0
17/18 Contracted orthodontic activity (UOA)	0
Carry forward orthodontic activity (UOA)	0
Baseline contract value	£187,486.07

### ACCESS\*

Patients seen in 24 months	Total	Change since previous quarter
Quarter ending June 2016	2,360	
Quarter ending September 2016	2,371	→
Quarter ending December 2016	2,334	↓
Quarter ending March 2017	2,288	↓
Quarter ending June 2017	2,302	→
<b>Variance since June 2016</b>	<b>(2.5%)</b>	<b>↓</b>



### ACTIVITY



Month	Adjusted Scheduled Activity (UDA)	
	2017	2018
April	336	0
May	1,102	0
June	1,722	1,268
July	2,640	
August	3,450	
September	4,220	
October	4,942	
November	5,641	
December	6,227	
January	6,834	
February	6,984	
March	7,145	
April	7,529	
May	7,529	
June	8,397	

### QUALITY

	Quantity	Base Number	Contract	AT	Region	England
% of FP17s for the same patient ID Re-attending within 3 months - Children	9	253	3.6%	10.6%	11.6%	12.0%
% of FP17s for the same patient ID Re-attending within 3 months - Adults	81	1,025	7.9%	14.9%	15.9%	16.0%
% of FP17s for the same patient ID Re-attending between 3 & 9 months - Children	198	253	78.3%	59.9%	60.4%	58.0%
% of FP17s for the same patient ID Re-attending between 3 & 9 months - Adults	688	1,025	67.1%	52.2%	52.3%	50.9%
% of FP17s for Band 1 Urgent Courses	34	692	4.9%	10.0%	9.5%	9.1%
% of FP17s Relating to Free Repair or Replacements	0	692	0.0%	0.6%	0.7%	0.8%
% of FP17s Relating to Continuations	1	692	0.1%	1.1%	1.0%	1.1%
% of Patients satisfied with the dentistry they have received	3	4	N/A	93.1%	91.9%	91.7%
% of Patients satisfied with the time they had to wait for an appointment	3	4	N/A	87.9%	88.0%	88.0%

\* This is based on patients treated on this contract for their most recent course of treatment. Figures in italics indicate the base number of FP17s or Patient Questionnaire responses are less than 100. N/A is shown where the base number of responses is less than 10 during the period. % is calculated as Quantity/Base number\*100

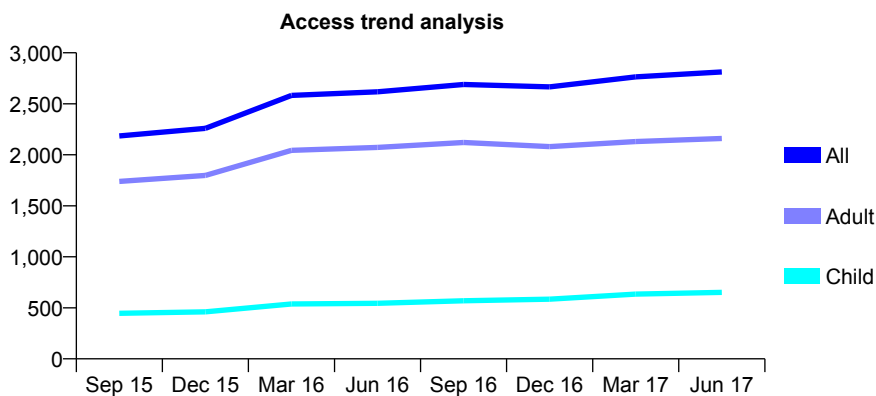
## Q70 - Vital Signs At a Glance Contract Report for 192317/0001 - June 2017

Name or company name	Smile Care Dorset Limited
Contract type name	GDS Contract
Purpose of contract	General
Contract start date	01/01/2013
Contract end date	

17/18 Contracted general activity (UDA)	9,883
Carry forward general activity (UDA)	0
17/18 Contracted orthodontic activity (UOA)	0
Carry forward orthodontic activity (UOA)	0
Baseline contract value	£226,498.38

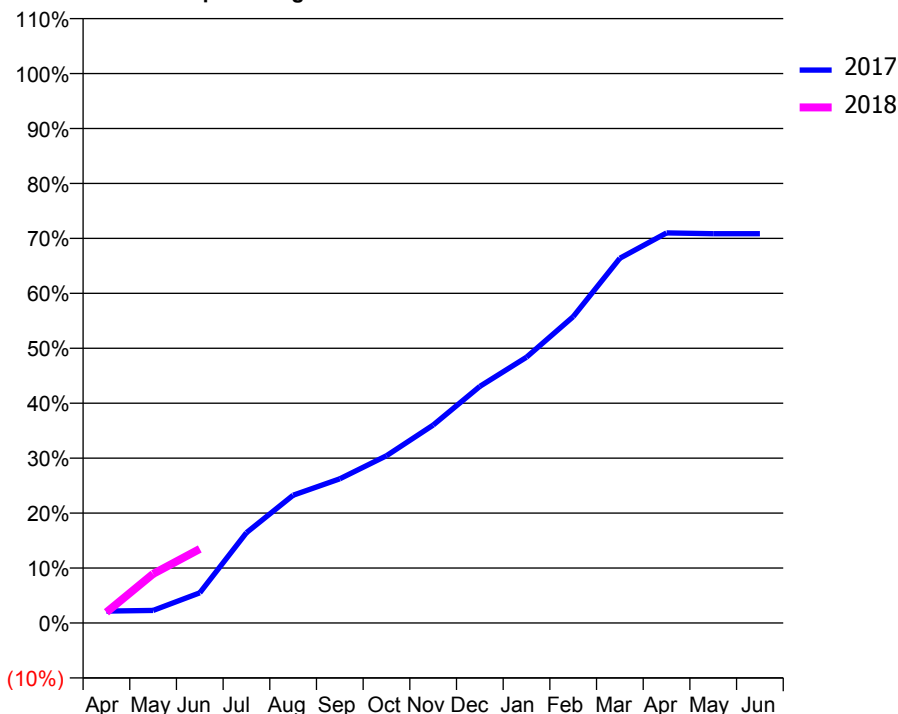
### ACCESS\*

Patients seen in 24 months	Total	Change since previous quarter
Quarter ending June 2016	2,617	
Quarter ending September 2016	2,690	↑
Quarter ending December 2016	2,666	→
Quarter ending March 2017	2,764	↑
Quarter ending June 2017	2,812	→
<b>Variance since June 2016</b>	<b>7.5%</b>	<b>↑</b>



### ACTIVITY

Cumulative percentage of contracted UDA delivered 2017 & 2018



Adjusted Scheduled Activity (UDA)

Month	2017	2018
April	215	194
May	227	883
June	543	1,332
July	1,625	
August	2,298	
September	2,594	
October	3,009	
November	3,560	
December	4,255	
January	4,782	
February	5,511	
March	6,561	
April	7,016	
May	7,001	
June	7,001	

### QUALITY

	Quantity	Base Number	Contract	AT	Region	England
% of FP17s for the same patient ID Re-attending within 3 months - Children	15	186	8.1%	10.6%	11.6%	12.0%
% of FP17s for the same patient ID Re-attending within 3 months - Adults	107	549	19.5%	14.9%	15.9%	16.0%
% of FP17s for the same patient ID Re-attending between 3 & 9 months - Children	61	186	32.8%	59.9%	60.4%	58.0%
% of FP17s for the same patient ID Re-attending between 3 & 9 months - Adults	184	549	33.5%	52.2%	52.3%	50.9%
% of FP17s for Band 1 Urgent Courses	40	591	6.8%	10.0%	9.5%	9.1%
% of FP17s Relating to Free Repair or Replacements	13	591	2.2%	0.6%	0.7%	0.8%
% of FP17s Relating to Continuations	0	591	0.0%	1.1%	1.0%	1.1%
% of Patients satisfied with the dentistry they have received	1	2	N/A	93.1%	91.9%	91.7%
% of Patients satisfied with the time they had to wait for an appointment	1	2	N/A	87.9%	88.0%	88.0%

\* This is based on patients treated on this contract for their most recent course of treatment. Figures in italics indicate the base number of FP17s or Patient Questionnaire responses are less than 100. N/A is shown where the base number of responses is less than 10 during the period. % is calculated as Quantity/Base number\*100

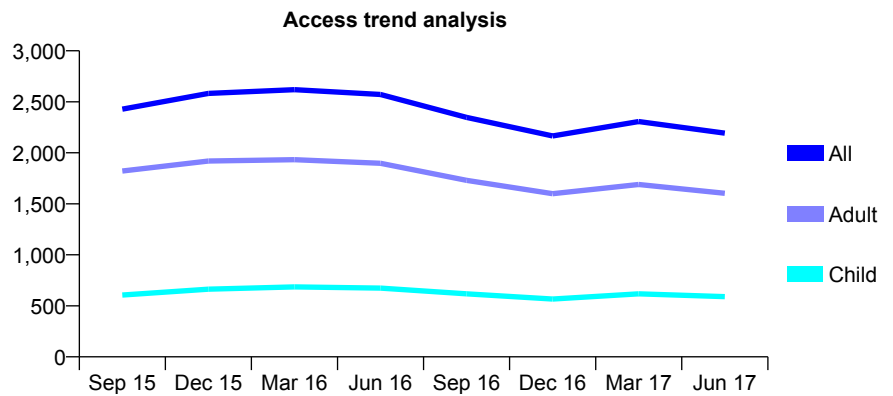
## Q70 - Vital Signs At a Glance Contract Report for 192317/0002 - June 2017

Name or company name	Smile Care Dorset Limited
Contract type name	GDS Contract
Purpose of contract	General
Contract start date	01/01/2013
Contract end date	

17/18 Contracted general activity (UDA)	7,000
Carry forward general activity (UDA)	0
17/18 Contracted orthodontic activity (UOA)	0
Carry forward orthodontic activity (UOA)	0
Baseline contract value	£151,015.67

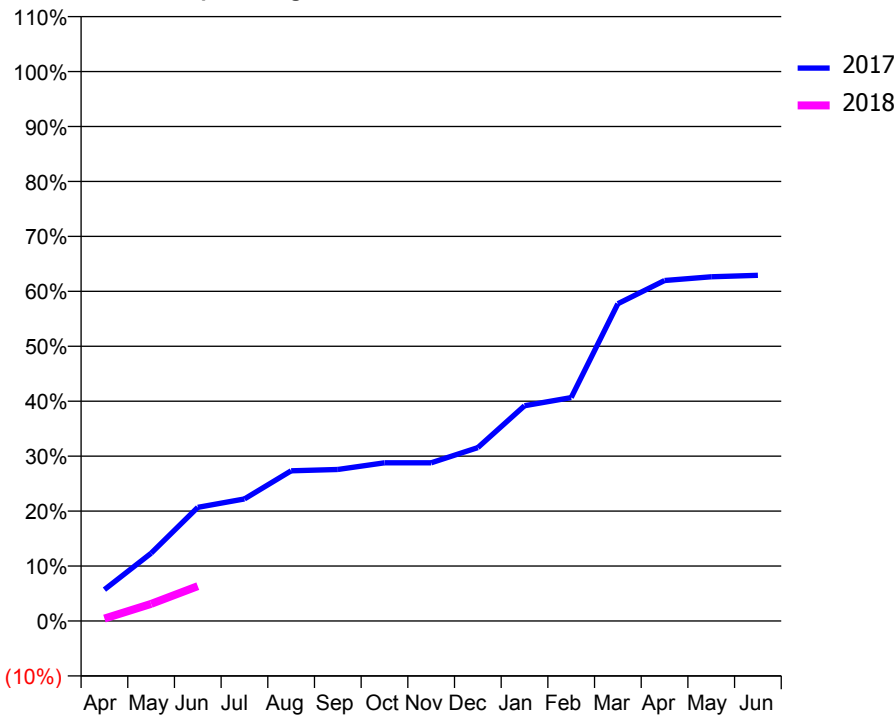
### ACCESS\*

Patients seen in 24 months	Total	Change since previous quarter
Quarter ending June 2016	2,572	
Quarter ending September 2016	2,347	↓
Quarter ending December 2016	2,166	↓
Quarter ending March 2017	2,306	↑
Quarter ending June 2017	2,193	↓
<b>Variance since June 2016</b>	<b>(14.7%)</b>	<b>↓</b>



### ACTIVITY

Cumulative percentage of contracted UDA delivered 2017 & 2018



Adjusted Scheduled Activity (UDA)		
Month	2017	2018
April	400	31
May	864	218
June	1,449	445
July	1,555	
August	1,914	
September	1,931	
October	2,016	
November	2,016	
December	2,209	
January	2,743	
February	2,846	
March	4,042	
April	4,338	
May	4,386	
June	4,404	

### QUALITY

	Quantity	Base Number	Contract	AT	Region	England
% of FP17s for the same patient ID Re-attending within 3 months - Children	4	96	4.2%	10.6%	11.6%	12.0%
% of FP17s for the same patient ID Re-attending within 3 months - Adults	25	260	9.6%	14.9%	15.9%	16.0%
% of FP17s for the same patient ID Re-attending between 3 & 9 months - Children	34	96	35.4%	59.9%	60.4%	58.0%
% of FP17s for the same patient ID Re-attending between 3 & 9 months - Adults	89	260	34.2%	52.2%	52.3%	50.9%
% of FP17s for Band 1 Urgent Courses	18	209	8.6%	10.0%	9.5%	9.1%
% of FP17s Relating to Free Repair or Replacements	6	209	2.9%	0.6%	0.7%	0.8%
% of FP17s Relating to Continuations	1	209	0.5%	1.1%	1.0%	1.1%
% of Patients satisfied with the dentistry they have received	1	1	N/A	93.1%	91.9%	91.7%
% of Patients satisfied with the time they had to wait for an appointment	0	1	N/A	87.9%	88.0%	88.0%

\* This is based on patients treated on this contract for their most recent course of treatment. Figures in italics indicate the base number of FP17s or Patient Questionnaire responses are less than 100. N/A is shown where the base number of responses is less than 10 during the period. % is calculated as Quantity/Base number\*100

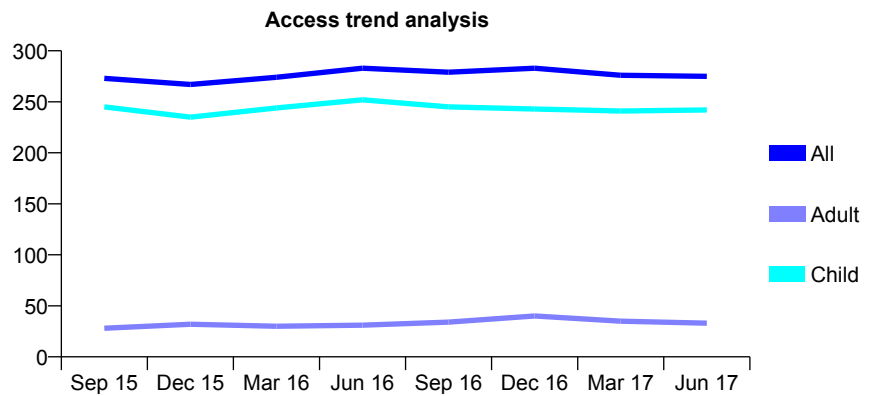
## Q70 - Vital Signs At a Glance Contract Report for 194085/0001 - June 2017

Name or company name	PEZO LTD
Contract type name	GDS Contract
Purpose of contract	General
Contract start date	01/02/2008
Contract end date	

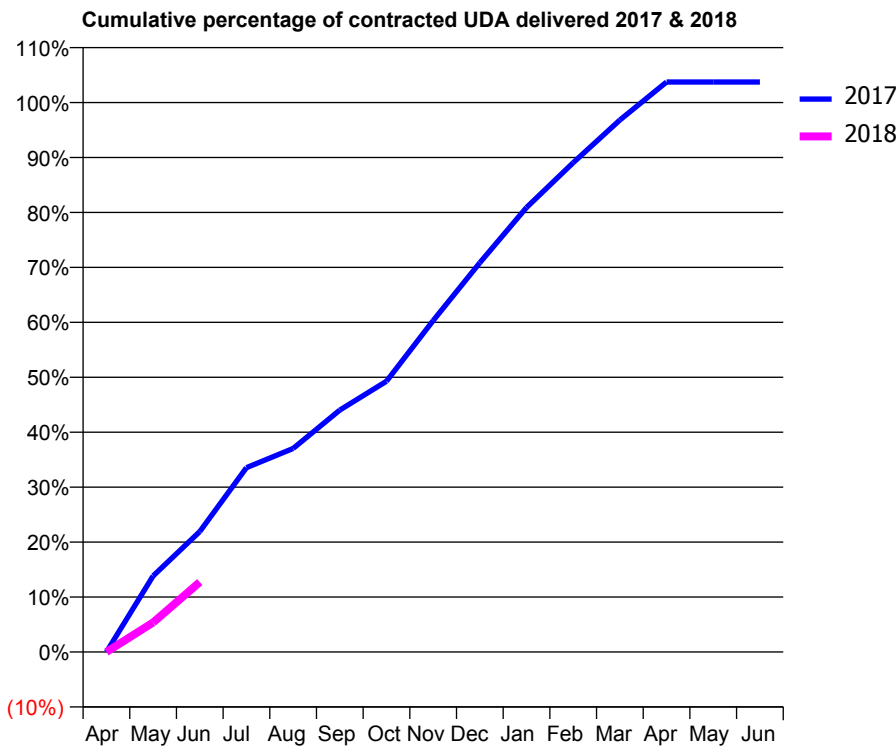
17/18 Contracted general activity (UDA)	520
Carry forward general activity (UDA)	0
17/18 Contracted orthodontic activity (UOA)	0
Carry forward orthodontic activity (UOA)	0
Baseline contract value	£12,526.68

### ACCESS\*

Patients seen in 24 months	Total	Change since previous quarter
Quarter ending June 2016	283	
Quarter ending September 2016	279	↓
Quarter ending December 2016	283	→
Quarter ending March 2017	276	↓
Quarter ending June 2017	275	→
<b>Variance since June 2016</b>	<b>(2.8%)</b>	<b>↓</b>



### ACTIVITY



Month	Adjusted Scheduled Activity (UDA)	
	2017	2018
April	0	0
May	72	28
June	114	66
July	174	
August	193	
September	229	
October	256	
November	314	
December	368	
January	421	
February	463	
March	503	
April	539	
May	539	
June	539	

### QUALITY

	Quantity	Base Number	Contract	AT	Region	England
% of FP17s for the same patient ID Re-attending within 3 months - Children	6	85	7.1%	10.6%	11.6%	12.0%
% of FP17s for the same patient ID Re-attending within 3 months - Adults	0	1	0.0%	14.9%	15.9%	16.0%
% of FP17s for the same patient ID Re-attending between 3 & 9 months - Children	55	85	64.7%	59.9%	60.4%	58.0%
% of FP17s for the same patient ID Re-attending between 3 & 9 months - Adults	0	1	0.0%	52.2%	52.3%	50.9%
% of FP17s for Band 1 Urgent Courses	1	58	1.7%	10.0%	9.5%	9.1%
% of FP17s Relating to Free Repair or Replacements	0	58	0.0%	0.6%	0.7%	0.8%
% of FP17s Relating to Continuations	0	58	0.0%	1.1%	1.0%	1.1%
% of Patients satisfied with the dentistry they have received	0	0	N/A	93.1%	91.9%	91.7%
% of Patients satisfied with the time they had to wait for an appointment	0	0	N/A	87.9%	88.0%	88.0%

\* This is based on patients treated on this contract for their most recent course of treatment. Figures in italics indicate the base number of FP17s or Patient Questionnaire responses are less than 100. N/A is shown where the base number of responses is less than 10 during the period. % is calculated as Quantity/Base number\*100



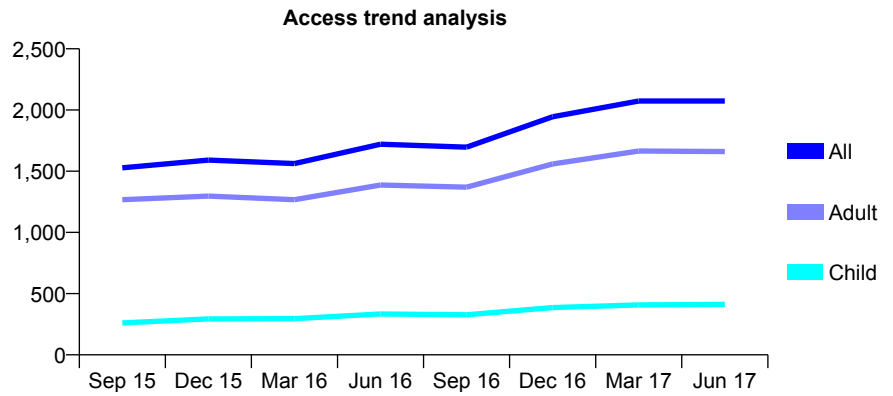
## Q70 - Vital Signs At a Glance Contract Report for 194158/0001 - June 2017

Name or company name	Mrs DS Banuri
Contract type name	GDS Contract
Purpose of contract	General
Contract start date	01/04/2011
Contract end date	

17/18 Contracted general activity (UDA)	8,000
Carry forward general activity (UDA)	0
17/18 Contracted orthodontic activity (UOA)	0
Carry forward orthodontic activity (UOA)	0
Baseline contract value	£163,265.62

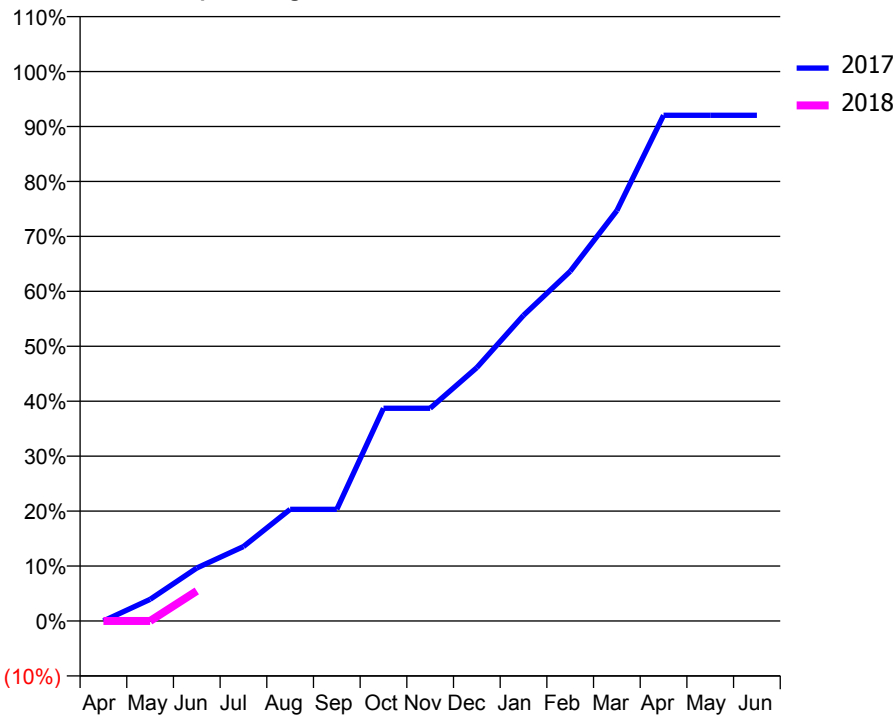
### ACCESS\*

Patients seen in 24 months	Total	Change since previous quarter
Quarter ending June 2016	1,721	
Quarter ending September 2016	1,697	↓
Quarter ending December 2016	1,945	↑
Quarter ending March 2017	2,073	↑
Quarter ending June 2017	2,073	→
<b>Variance since June 2016</b>	<b>20.5%</b>	<b>↑</b>



### ACTIVITY

Cumulative percentage of contracted UDA delivered 2017 & 2018



Month	Adjusted Scheduled Activity (UDA)	
	2017	2018
April	0	0
May	316	0
June	771	437
July	1,084	
August	1,627	
September	1,627	
October	3,097	
November	3,097	
December	3,690	
January	4,451	
February	5,091	
March	5,974	
April	7,363	
May	7,363	
June	7,363	

### QUALITY

	Quantity	Base Number	Contract	AT	Region	England
% of FP17s for the same patient ID Re-attending within 3 months - Children	8	173	4.6%	10.6%	11.6%	12.0%
% of FP17s for the same patient ID Re-attending within 3 months - Adults	75	653	11.5%	14.9%	15.9%	16.0%
% of FP17s for the same patient ID Re-attending between 3 & 9 months - Children	107	173	61.8%	59.9%	60.4%	58.0%
% of FP17s for the same patient ID Re-attending between 3 & 9 months - Adults	347	653	53.1%	52.2%	52.3%	50.9%
% of FP17s for Band 1 Urgent Courses	6	217	2.8%	10.0%	9.5%	9.1%
% of FP17s Relating to Free Repair or Replacements	0	217	0.0%	0.6%	0.7%	0.8%
% of FP17s Relating to Continuations	7	217	3.2%	1.1%	1.0%	1.1%
% of Patients satisfied with the dentistry they have received	3	3	N/A	93.1%	91.9%	91.7%
% of Patients satisfied with the time they had to wait for an appointment	3	3	N/A	87.9%	88.0%	88.0%

\* This is based on patients treated on this contract for their most recent course of treatment. Figures in italics indicate the base number of FP17s or Patient Questionnaire responses are less than 100. N/A is shown where the base number of responses is less than 10 during the period. % is calculated as Quantity/Base number\*100

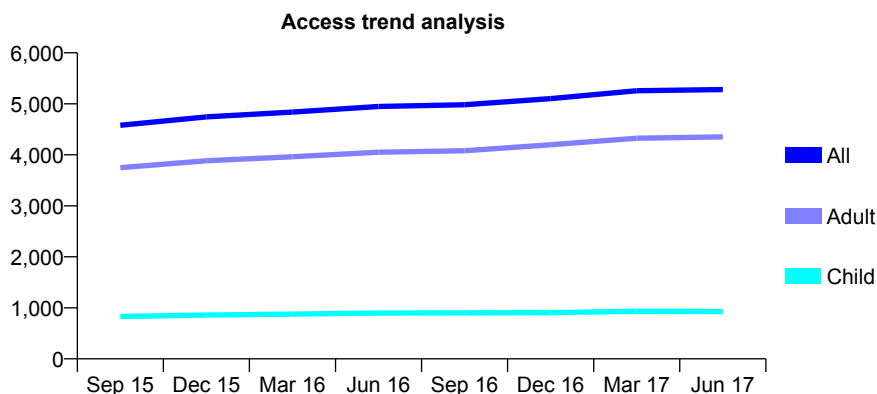
## Q70 - Vital Signs At a Glance Contract Report for 194808/0001 - June 2017

Name or company name	Paul Bester and Forbes Watson Limited Lia
Contract type name	GDS Contract
Purpose of contract	General
Contract start date	01/07/2013
Contract end date	

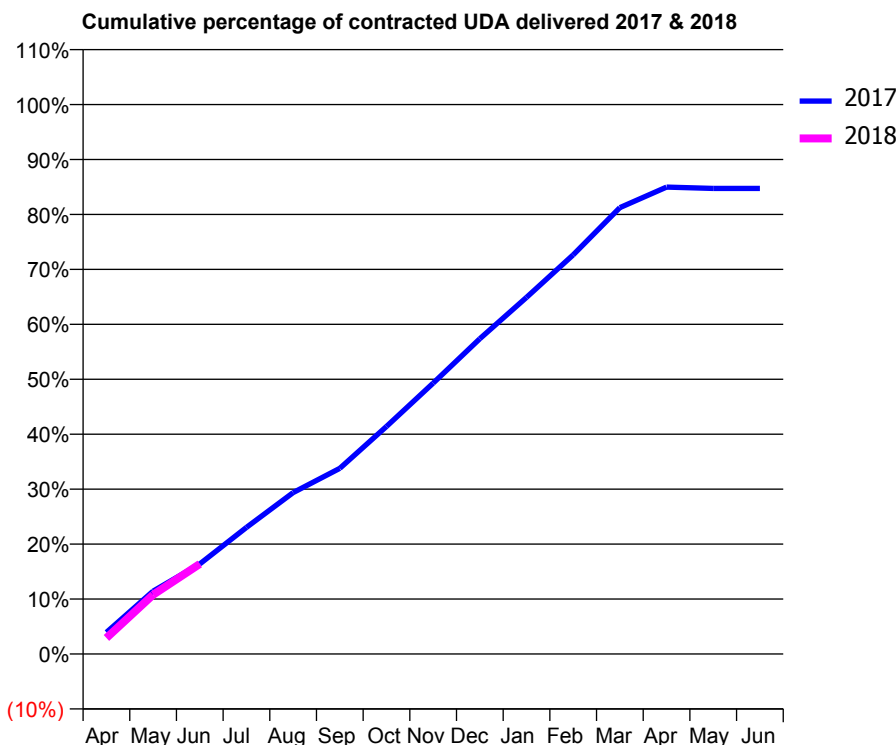
17/18 Contracted general activity (UDA)	19,000
Carry forward general activity (UDA)	0
17/18 Contracted orthodontic activity (UOA)	0
Carry forward orthodontic activity (UOA)	0
Baseline contract value	£485,249.90

### ACCESS\*

Patients seen in 24 months	Total	Change since previous quarter
Quarter ending June 2016	4,948	
Quarter ending September 2016	4,981	→
Quarter ending December 2016	5,103	↑
Quarter ending March 2017	5,257	↑
Quarter ending June 2017	5,279	→
<b>Variance since June 2016</b>	<b>6.7%</b>	<b>↑</b>



### ACTIVITY



Month	Adjusted Scheduled Activity (UDA)	
	2017	2018
April	751	554
May	2,173	2,047
June	3,114	3,116
July	4,379	
August	5,582	
September	6,422	
October	7,867	
November	9,365	
December	10,902	
January	12,333	
February	13,802	
March	15,434	
April	16,142	
May	16,098	
June	16,098	

### QUALITY

	Quantity	Base Number	Contract	AT	Region	England
% of FP17s for the same patient ID Re-attending within 3 months - Children	46	376	12.2%	10.6%	11.6%	12.0%
% of FP17s for the same patient ID Re-attending within 3 months - Adults	237	1,579	15.0%	14.9%	15.9%	16.0%
% of FP17s for the same patient ID Re-attending between 3 & 9 months - Children	229	376	60.9%	59.9%	60.4%	58.0%
% of FP17s for the same patient ID Re-attending between 3 & 9 months - Adults	953	1,579	60.4%	52.2%	52.3%	50.9%
% of FP17s for Band 1 Urgent Courses	73	1,635	4.5%	10.0%	9.5%	9.1%
% of FP17s Relating to Free Repair or Replacements	19	1,635	1.2%	0.6%	0.7%	0.8%
% of FP17s Relating to Continuations	15	1,635	0.9%	1.1%	1.0%	1.1%
% of Patients satisfied with the dentistry they have received	10	12	83.3%	93.1%	91.9%	91.7%
% of Patients satisfied with the time they had to wait for an appointment	10	12	83.3%	87.9%	88.0%	88.0%

\* This is based on patients treated on this contract for their most recent course of treatment. Figures in italics indicate the base number of FP17s or Patient Questionnaire responses are less than 100. N/A is shown where the base number of responses is less than 10 during the period. % is calculated as Quantity/Base number\*100

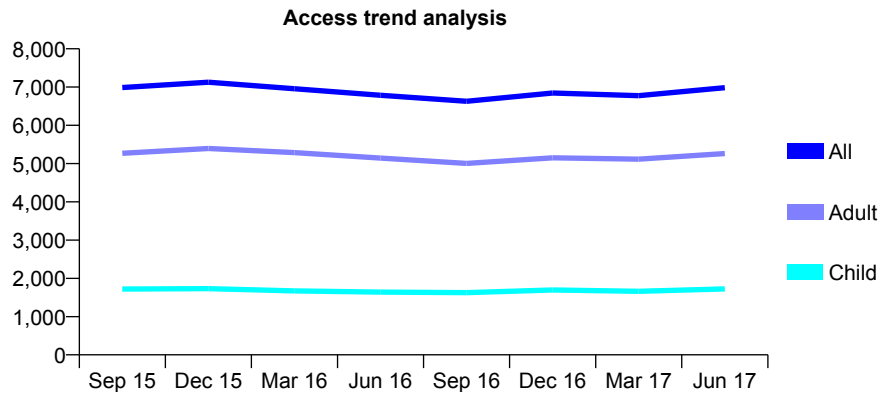
## Q70 - Vital Signs At a Glance Contract Report for 195871/0001 - June 2017

Name or company name	Dental Group Ltd
Contract type name	GDS Contract
Purpose of contract	General
Contract start date	01/04/2012
Contract end date	

17/18 Contracted general activity (UDA)	19,090
Carry forward general activity (UDA)	0
17/18 Contracted orthodontic activity (UOA)	0
Carry forward orthodontic activity (UOA)	0
Baseline contract value	£533,232.95

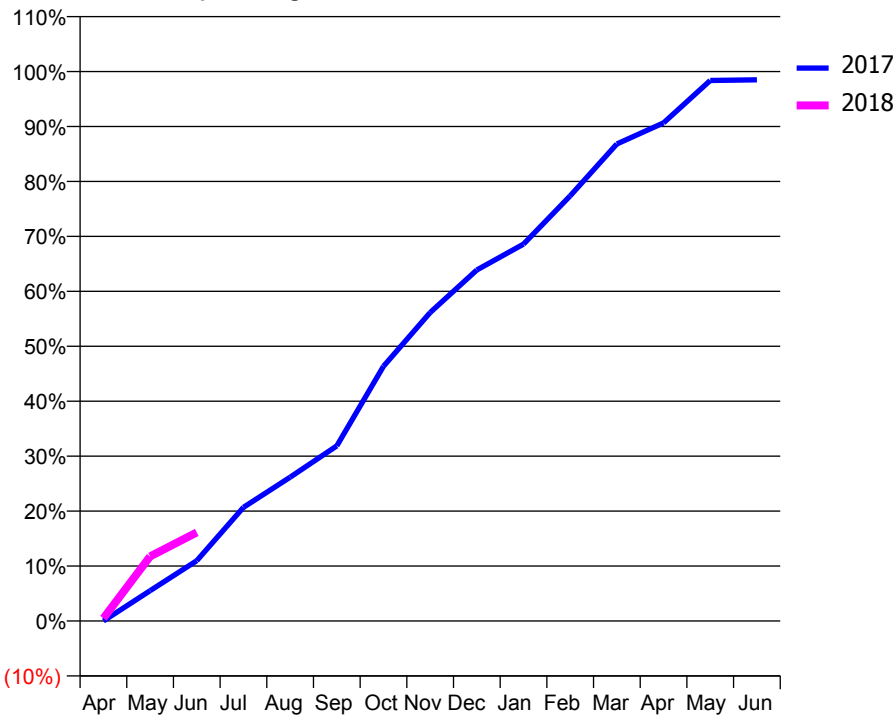
### ACCESS\*

Patients seen in 24 months	Total	Change since previous quarter
Quarter ending June 2016	6,784	
Quarter ending September 2016	6,629	↓
Quarter ending December 2016	6,846	↑
Quarter ending March 2017	6,774	↓
Quarter ending June 2017	6,985	↑
<b>Variance since June 2016</b>	<b>3.0%</b>	<b>↑</b>



### ACTIVITY

Cumulative percentage of contracted UDA delivered 2017 & 2018



Month	Adjusted Scheduled Activity (UDA)	
	2017	2018
April	-2	97
May	1,054	2,243
June	2,094	3,077
July	3,951	
August	4,996	
September	6,083	
October	8,849	
November	10,718	
December	12,196	
January	13,092	
February	14,769	
March	16,574	
April	17,307	
May	18,778	
June	18,802	

### QUALITY

	Quantity	Base Number	Contract	AT	Region	England
% of FP17s for the same patient ID Re-attending within 3 months - Children	37	637	5.8%	10.6%	11.6%	12.0%
% of FP17s for the same patient ID Re-attending within 3 months - Adults	272	1,910	14.2%	14.9%	15.9%	16.0%
% of FP17s for the same patient ID Re-attending between 3 & 9 months - Children	311	637	48.8%	59.9%	60.4%	58.0%
% of FP17s for the same patient ID Re-attending between 3 & 9 months - Adults	856	1,910	44.8%	52.2%	52.3%	50.9%
% of FP17s for Band 1 Urgent Courses	138	1,518	9.1%	10.0%	9.5%	9.1%
% of FP17s Relating to Free Repair or Replacements	4	1,518	0.3%	0.6%	0.7%	0.8%
% of FP17s Relating to Continuations	31	1,518	2.0%	1.1%	1.0%	1.1%
% of Patients satisfied with the dentistry they have received	11	14	78.6%	93.1%	91.9%	91.7%
% of Patients satisfied with the time they had to wait for an appointment	9	14	64.3%	87.9%	88.0%	88.0%

\* This is based on patients treated on this contract for their most recent course of treatment. Figures in italics indicate the base number of FP17s or Patient Questionnaire responses are less than 100. N/A is shown where the base number of responses is less than 10 during the period. % is calculated as Quantity/Base number\*100

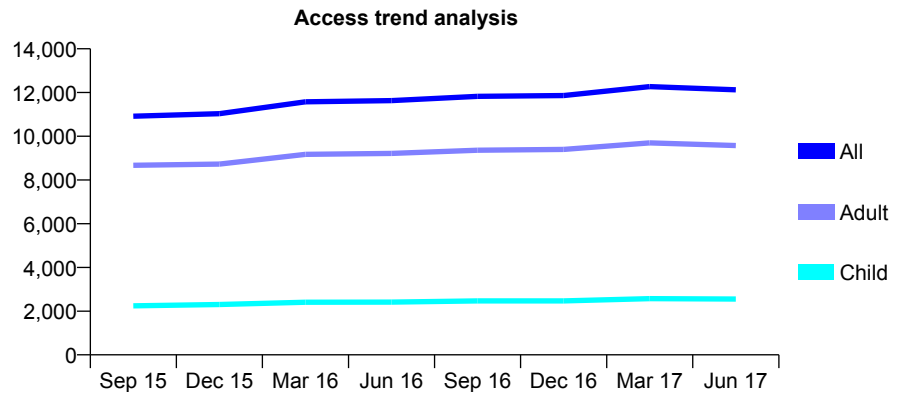
## Q70 - Vital Signs At a Glance Contract Report for 195901/0001 - June 2017

Name or company name	Dr Anushika Brogan
Contract type name	GDS Contract
Purpose of contract	General
Contract start date	08/09/2007
Contract end date	

17/18 Contracted general activity (UDA)	29,887
Carry forward general activity (UDA)	0
17/18 Contracted orthodontic activity (UOA)	0
Carry forward orthodontic activity (UOA)	0
Baseline contract value	£778,837.96

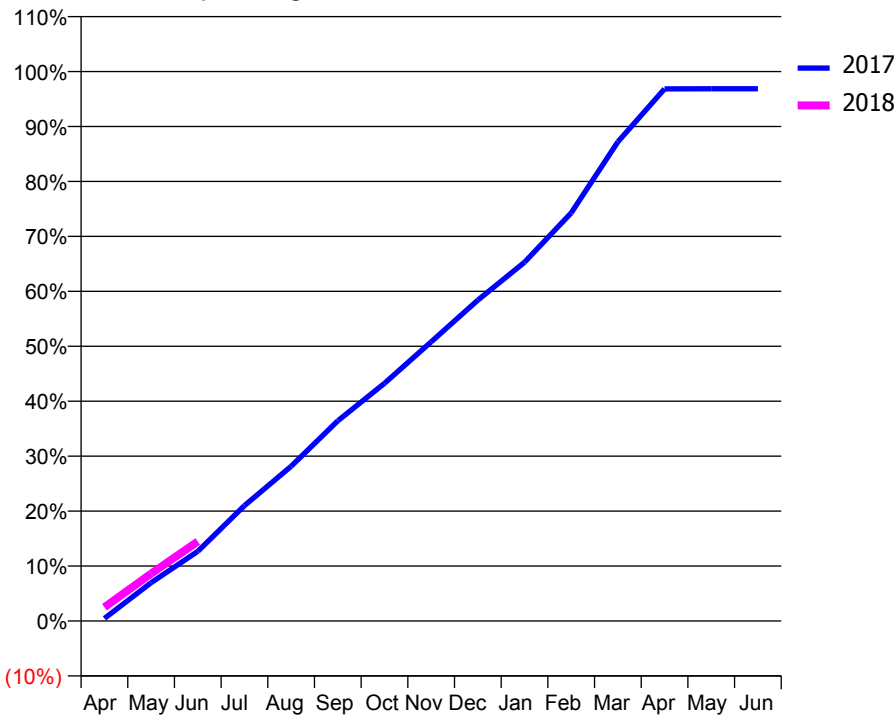
### ACCESS\*

Patients seen in 24 months	Total	Change since previous quarter
Quarter ending June 2016	11,628	
Quarter ending September 2016	11,828	→
Quarter ending December 2016	11,864	→
Quarter ending March 2017	12,272	↑
Quarter ending June 2017	12,125	↓
<b>Variance since June 2016</b>	<b>4.3%</b>	<b>↑</b>



### ACTIVITY

Cumulative percentage of contracted UDA delivered 2017 & 2018



Month	Adjusted Scheduled Activity (UDA)	
	2017	2018
April	142	750
May	2,088	2,581
June	3,792	4,329
July	6,281	
August	8,420	
September	10,892	
October	12,930	
November	15,181	
December	17,455	
January	19,511	
February	22,199	
March	26,065	
April	28,942	
May	28,948	
June	28,947	

### QUALITY

	Quantity	Base Number	Contract	AT	Region	England
% of FP17s for the same patient ID Re-attending within 3 months - Children	49	881	5.6%	10.6%	11.6%	12.0%
% of FP17s for the same patient ID Re-attending within 3 months - Adults	425	2,990	14.2%	14.9%	15.9%	16.0%
% of FP17s for the same patient ID Re-attending between 3 & 9 months - Children	499	881	56.6%	59.9%	60.4%	58.0%
% of FP17s for the same patient ID Re-attending between 3 & 9 months - Adults	1,239	2,990	41.4%	52.2%	52.3%	50.9%
% of FP17s for Band 1 Urgent Courses	353	2,621	13.5%	10.0%	9.5%	9.1%
% of FP17s Relating to Free Repair or Replacements	11	2,621	0.4%	0.6%	0.7%	0.8%
% of FP17s Relating to Continuations	9	2,621	0.3%	1.1%	1.0%	1.1%
% of Patients satisfied with the dentistry they have received	13	13	100.0%	93.1%	91.9%	91.7%
% of Patients satisfied with the time they had to wait for an appointment	11	13	84.6%	87.9%	88.0%	88.0%

\* This is based on patients treated on this contract for their most recent course of treatment. Figures in italics indicate the base number of FP17s or Patient Questionnaire responses are less than 100. N/A is shown where the base number of responses is less than 10 during the period. % is calculated as Quantity/Base number\*100

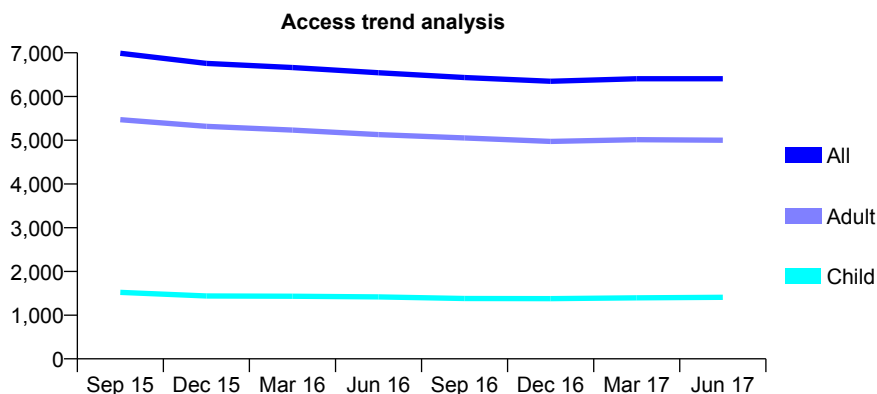
## Q70 - Vital Signs At a Glance Contract Report for 196398/0001 - June 2017

Name or company name	Mazdak Eyrumlu & Azad Eyrumlu
Contract type name	GDS Contract
Purpose of contract	General
Contract start date	01/12/2010
Contract end date	

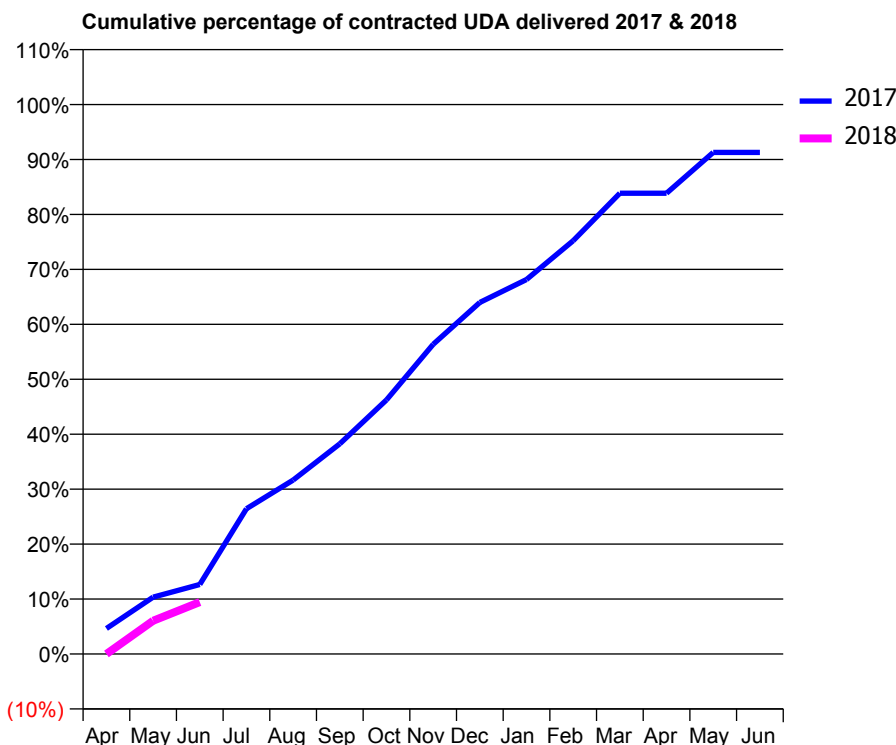
17/18 Contracted general activity (UDA)	21,600
Carry forward general activity (UDA)	0
17/18 Contracted orthodontic activity (UOA)	0
Carry forward orthodontic activity (UOA)	0
Baseline contract value	£638,522.78

### ACCESS\*

Patients seen in 24 months	Total	Change since previous quarter
Quarter ending June 2016	6,545	
Quarter ending September 2016	6,435	↓
Quarter ending December 2016	6,348	↓
Quarter ending March 2017	6,407	→
Quarter ending June 2017	6,407	→
<b>Variance since June 2016</b>	<b>(2.1%)</b>	<b>↓</b>



### ACTIVITY



Month	Adjusted Scheduled Activity (UDA)	
	2017	2018
April	1,002	0
May	2,235	1,307
June	2,733	2,043
July	5,713	
August	6,836	
September	8,262	
October	9,987	
November	12,176	
December	13,821	
January	14,721	
February	16,245	
March	18,115	
April	18,115	
May	19,719	
June	19,719	

### QUALITY

	Quantity	Base Number	Contract	AT	Region	England
% of FP17s for the same patient ID Re-attending within 3 months - Children	24	402	6.0%	10.6%	11.6%	12.0%
% of FP17s for the same patient ID Re-attending within 3 months - Adults	246	1,432	17.2%	14.9%	15.9%	16.0%
% of FP17s for the same patient ID Re-attending between 3 & 9 months - Children	237	402	59.0%	59.9%	60.4%	58.0%
% of FP17s for the same patient ID Re-attending between 3 & 9 months - Adults	793	1,432	55.4%	52.2%	52.3%	50.9%
% of FP17s for Band 1 Urgent Courses	144	1,256	11.5%	10.0%	9.5%	9.1%
% of FP17s Relating to Free Repair or Replacements	11	1,256	0.9%	0.6%	0.7%	0.8%
% of FP17s Relating to Continuations	56	1,256	4.5%	1.1%	1.0%	1.1%
% of Patients satisfied with the dentistry they have received	8	9	N/A	93.1%	91.9%	91.7%
% of Patients satisfied with the time they had to wait for an appointment	6	9	N/A	87.9%	88.0%	88.0%

\* This is based on patients treated on this contract for their most recent course of treatment. Figures in italics indicate the base number of FP17s or Patient Questionnaire responses are less than 100. N/A is shown where the base number of responses is less than 10 during the period. % is calculated as Quantity/Base number\*100

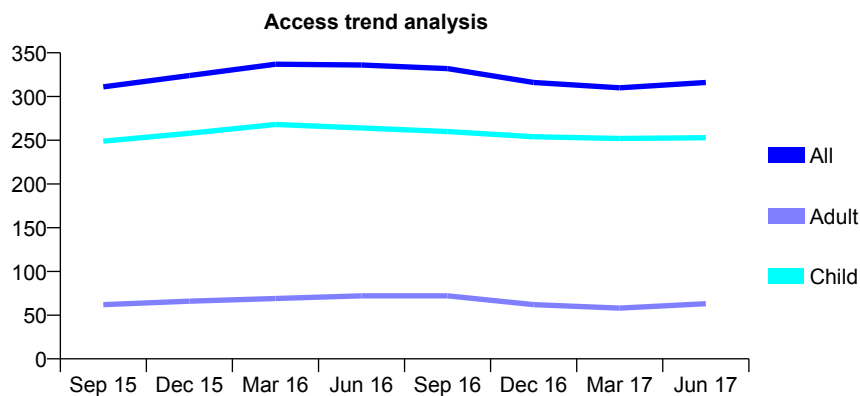
## Q70 - Vital Signs At a Glance Contract Report for 197556/0001 - June 2017

Name or company name	M Sehat
Contract type name	GDS Contract
Purpose of contract	General
Contract start date	15/09/2010
Contract end date	

17/18 Contracted general activity (UDA)	480
Carry forward general activity (UDA)	0
17/18 Contracted orthodontic activity (UOA)	0
Carry forward orthodontic activity (UOA)	0
Baseline contract value	£12,159.29

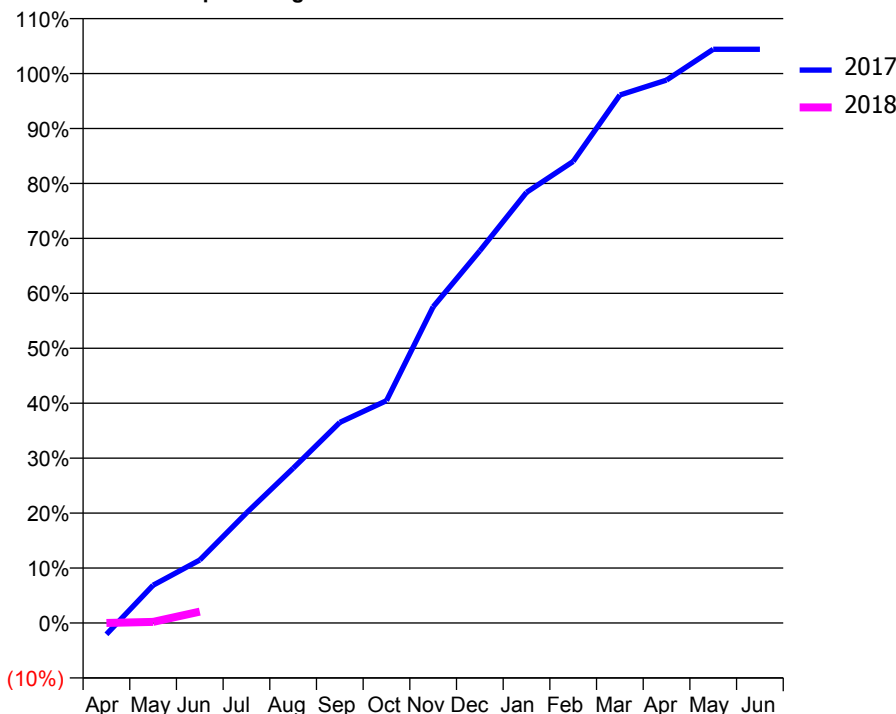
### ACCESS\*

Patients seen in 24 months	Total	Change since previous quarter
Quarter ending June 2016	336	
Quarter ending September 2016	332	↓
Quarter ending December 2016	316	↓
Quarter ending March 2017	310	↓
Quarter ending June 2017	316	→
<b>Variance since June 2016</b>	<b>(6.0%)</b>	<b>↓</b>



### ACTIVITY

Cumulative percentage of contracted UDA delivered 2017 & 2018



Adjusted Scheduled Activity (UDA)

Month	2017	2018
April	-10	0
May	33	1
June	55	10
July	96	
August	135	
September	175	
October	194	
November	276	
December	325	
January	376	
February	403	
March	461	
April	474	
May	501	
June	501	

### QUALITY

	Quantity	Base Number	Contract	AT	Region	England
% of FP17s for the same patient ID Re-attending within 3 months - Children	1	34	2.9%	10.6%	11.6%	12.0%
% of FP17s for the same patient ID Re-attending within 3 months - Adults	0	4	0.0%	14.9%	15.9%	16.0%
% of FP17s for the same patient ID Re-attending between 3 & 9 months - Children	19	34	55.9%	59.9%	60.4%	58.0%
% of FP17s for the same patient ID Re-attending between 3 & 9 months - Adults	1	4	25.0%	52.2%	52.3%	50.9%
% of FP17s for Band 1 Urgent Courses	0	6	0.0%	10.0%	9.5%	9.1%
% of FP17s Relating to Free Repair or Replacements	0	6	0.0%	0.6%	0.7%	0.8%
% of FP17s Relating to Continuations	0	6	0.0%	1.1%	1.0%	1.1%
% of Patients satisfied with the dentistry they have received	1	1	N/A	93.1%	91.9%	91.7%
% of Patients satisfied with the time they had to wait for an appointment	1	1	N/A	87.9%	88.0%	88.0%

\* This is based on patients treated on this contract for their most recent course of treatment. Figures in italics indicate the base number of FP17s or Patient Questionnaire responses are less than 100. N/A is shown where the base number of responses is less than 10 during the period. % is calculated as Quantity/Base number\*100

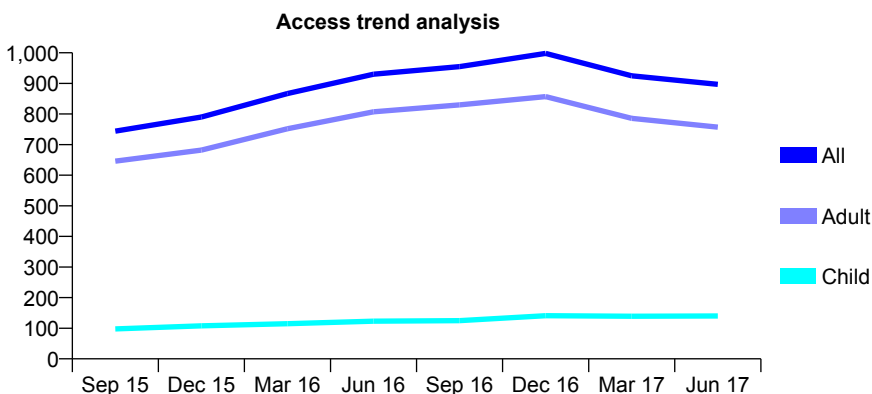
## Q70 - Vital Signs At a Glance Contract Report for 198528/0001 - June 2017

Name or company name	Littlemoor Dental Surgery
Contract type name	GDS Contract
Purpose of contract	General
Contract start date	02/01/2015
Contract end date	

17/18 Contracted general activity (UDA)	4,717
Carry forward general activity (UDA)	0
17/18 Contracted orthodontic activity (UOA)	0
Carry forward orthodontic activity (UOA)	0
Baseline contract value	£112,503.22

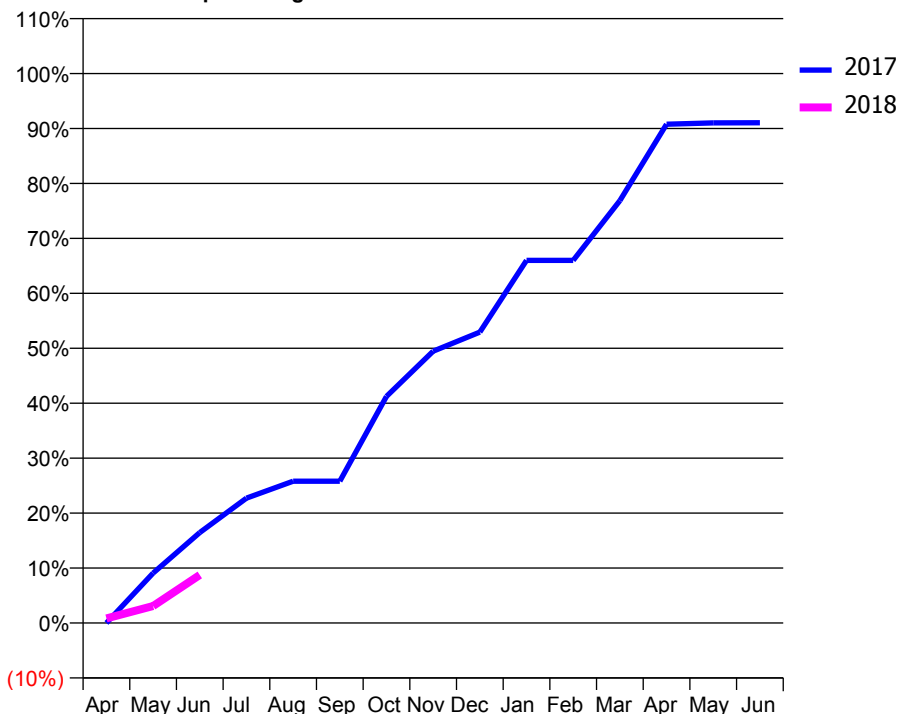
### ACCESS\*

Patients seen in 24 months	Total	Change since previous quarter
Quarter ending June 2016	930	
Quarter ending September 2016	955	↑
Quarter ending December 2016	998	↑
Quarter ending March 2017	925	↓
Quarter ending June 2017	897	↓
<b>Variance since June 2016</b>	<b>(3.5%)</b>	<b>↓</b>



### ACTIVITY

Cumulative percentage of contracted UDA delivered 2017 & 2018



Adjusted Scheduled Activity (UDA)

Month	2017	2018
April	0	39
May	429	145
June	777	412
July	1,072	
August	1,217	
September	1,217	
October	1,945	
November	2,333	
December	2,498	
January	3,112	
February	3,112	
March	3,625	
April	4,282	
May	4,294	
June	4,295	

### QUALITY

	Quantity	Base Number	Contract	AT	Region	England
% of FP17s for the same patient ID Re-attending within 3 months - Children	6	55	10.9%	10.6%	11.6%	12.0%
% of FP17s for the same patient ID Re-attending within 3 months - Adults	61	266	22.9%	14.9%	15.9%	16.0%
% of FP17s for the same patient ID Re-attending between 3 & 9 months - Children	22	55	40.0%	59.9%	60.4%	58.0%
% of FP17s for the same patient ID Re-attending between 3 & 9 months - Adults	118	266	44.4%	52.2%	52.3%	50.9%
% of FP17s for Band 1 Urgent Courses	17	145	11.7%	10.0%	9.5%	9.1%
% of FP17s Relating to Free Repair or Replacements	4	145	2.8%	0.6%	0.7%	0.8%
% of FP17s Relating to Continuations	5	145	3.4%	1.1%	1.0%	1.1%
% of Patients satisfied with the dentistry they have received	2	2	N/A	93.1%	91.9%	91.7%
% of Patients satisfied with the time they had to wait for an appointment	2	2	N/A	87.9%	88.0%	88.0%

\* This is based on patients treated on this contract for their most recent course of treatment. Figures in italics indicate the base number of FP17s or Patient Questionnaire responses are less than 100. N/A is shown where the base number of responses is less than 10 during the period. % is calculated as Quantity/Base number\*100

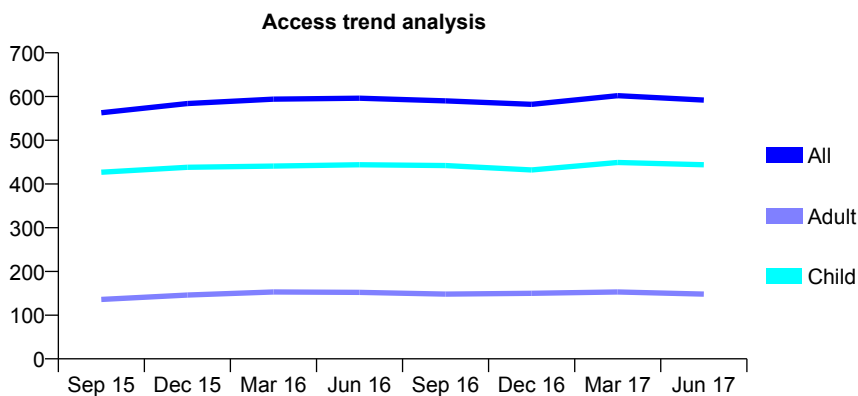
## Q70 - Vital Signs At a Glance Contract Report for 198714/0001 - June 2017

Name or company name	Dr Uzma Rashid Ahmed
Contract type name	GDS Contract
Purpose of contract	General
Contract start date	01/05/2014
Contract end date	

17/18 Contracted general activity (UDA)	1,462
Carry forward general activity (UDA)	0
17/18 Contracted orthodontic activity (UOA)	0
Carry forward orthodontic activity (UOA)	0
Baseline contract value	£36,925.70

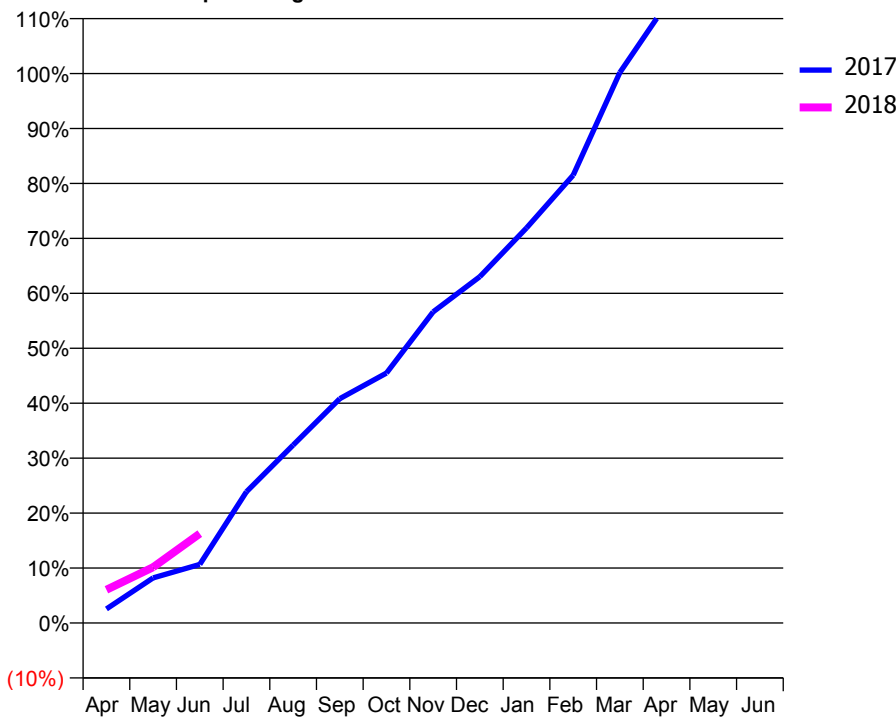
### ACCESS\*

Patients seen in 24 months	Total	Change since previous quarter
Quarter ending June 2016	596	
Quarter ending September 2016	590	↓
Quarter ending December 2016	582	↓
Quarter ending March 2017	602	↑
Quarter ending June 2017	592	↓
<b>Variance since June 2016</b>	<b>(0.7%)</b>	→



### ACTIVITY

Cumulative percentage of contracted UDA delivered 2017 & 2018



Month	Adjusted Scheduled Activity (UDA)	
	2017	2018
April	37	89
May	120	148
June	156	238
July	349	
August	473	
September	597	
October	665	
November	828	
December	922	
January	1,051	
February	1,192	
March	1,465	
April	1,647	
May	1,653	
June	1,653	

### QUALITY

	Quantity	Base Number	Contract	AT	Region	England
% of FP17s for the same patient ID Re-attending within 3 months - Children	12	198	6.1%	10.6%	11.6%	12.0%
% of FP17s for the same patient ID Re-attending within 3 months - Adults	6	44	13.6%	14.9%	15.9%	16.0%
% of FP17s for the same patient ID Re-attending between 3 & 9 months - Children	144	198	72.7%	59.9%	60.4%	58.0%
% of FP17s for the same patient ID Re-attending between 3 & 9 months - Adults	29	44	65.9%	52.2%	52.3%	50.9%
% of FP17s for Band 1 Urgent Courses	10	152	6.6%	10.0%	9.5%	9.1%
% of FP17s Relating to Free Repair or Replacements	0	152	0.0%	0.6%	0.7%	0.8%
% of FP17s Relating to Continuations	2	152	1.3%	1.1%	1.0%	1.1%
% of Patients satisfied with the dentistry they have received	0	0	N/A	93.1%	91.9%	91.7%
% of Patients satisfied with the time they had to wait for an appointment	0	0	N/A	87.9%	88.0%	88.0%

\* This is based on patients treated on this contract for their most recent course of treatment. Figures in italics indicate the base number of FP17s or Patient Questionnaire responses are less than 100. N/A is shown where the base number of responses is less than 10 during the period. % is calculated as Quantity/Base number\*100



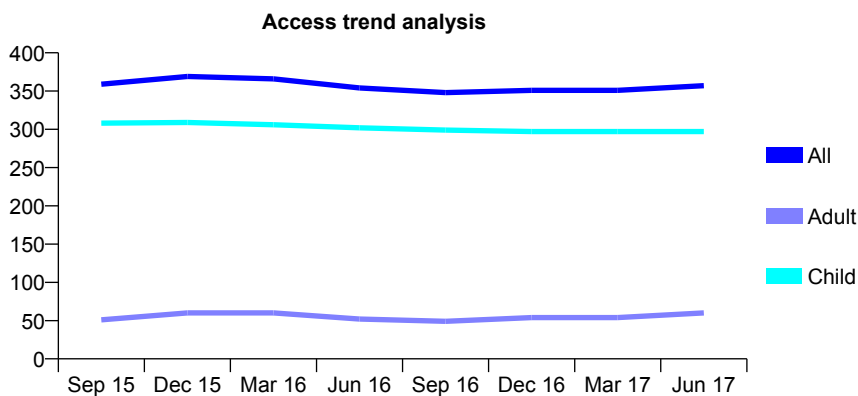
## Q70 - Vital Signs At a Glance Contract Report for 198870/0001 - June 2017

Name or company name	Brown Henning Partnership
Contract type name	GDS Contract
Purpose of contract	General
Contract start date	01/01/2014
Contract end date	

17/18 Contracted general activity (UDA)	800
Carry forward general activity (UDA)	0
17/18 Contracted orthodontic activity (UOA)	0
Carry forward orthodontic activity (UOA)	0
Baseline contract value	£20,282.54

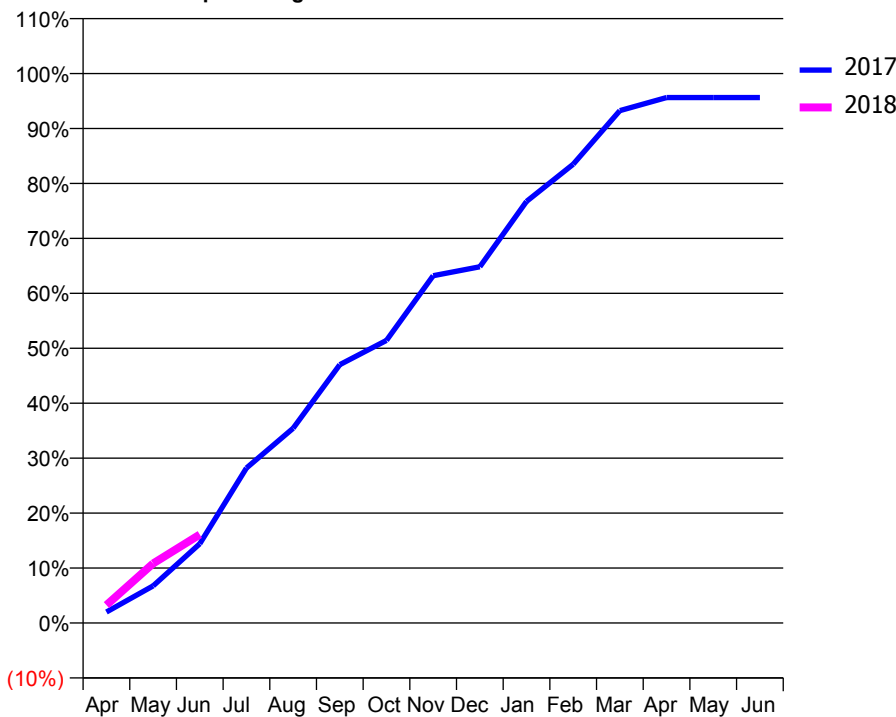
### ACCESS\*

Patients seen in 24 months	Total	Change since previous quarter
Quarter ending June 2016	354	
Quarter ending September 2016	348	↓
Quarter ending December 2016	351	→
Quarter ending March 2017	351	→
Quarter ending June 2017	357	→
<b>Variance since June 2016</b>	<b>0.8%</b>	<b>→</b>



### ACTIVITY

Cumulative percentage of contracted UDA delivered 2017 & 2018



Month	Adjusted Scheduled Activity (UDA)	
	2017	2018
April	16	26
May	54	87
June	115	129
July	226	
August	284	
September	376	
October	411	
November	506	
December	519	
January	614	
February	668	
March	746	
April	765	
May	765	
June	765	

### QUALITY

	Quantity	Base Number	Contract	AT	Region	England
% of FP17s for the same patient ID Re-attending within 3 months - Children	6	112	5.4%	10.6%	11.6%	12.0%
% of FP17s for the same patient ID Re-attending within 3 months - Adults	0	11	0.0%	14.9%	15.9%	16.0%
% of FP17s for the same patient ID Re-attending between 3 & 9 months - Children	81	112	72.3%	59.9%	60.4%	58.0%
% of FP17s for the same patient ID Re-attending between 3 & 9 months - Adults	6	11	54.5%	52.2%	52.3%	50.9%
% of FP17s for Band 1 Urgent Courses	4	108	3.7%	10.0%	9.5%	9.1%
% of FP17s Relating to Free Repair or Replacements	0	108	0.0%	0.6%	0.7%	0.8%
% of FP17s Relating to Continuations	0	108	0.0%	1.1%	1.0%	1.1%
% of Patients satisfied with the dentistry they have received	4	4	N/A	93.1%	91.9%	91.7%
% of Patients satisfied with the time they had to wait for an appointment	4	4	N/A	87.9%	88.0%	88.0%

\* This is based on patients treated on this contract for their most recent course of treatment. Figures in italics indicate the base number of FP17s or Patient Questionnaire responses are less than 100. N/A is shown where the base number of responses is less than 10 during the period. % is calculated as Quantity/Base number\*100

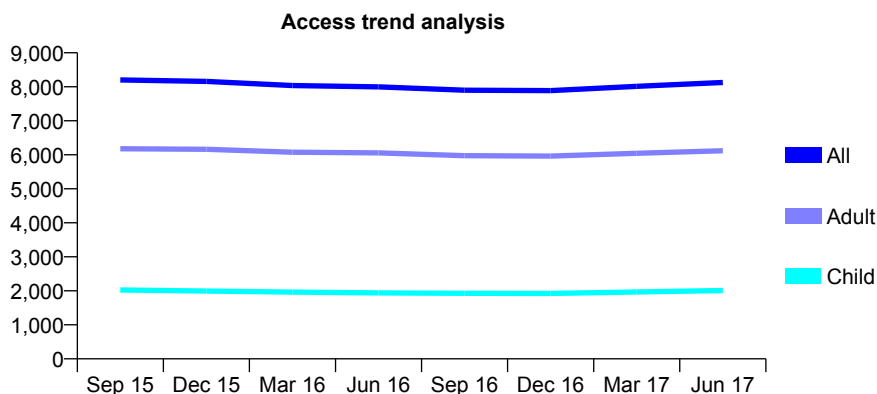
## Q70 - Vital Signs At a Glance Contract Report for 199230/0001 - June 2017

Name or company name	Olivers Battery Dental Surgery
Contract type name	GDS Contract
Purpose of contract	General
Contract start date	01/04/2013
Contract end date	

17/18 Contracted general activity (UDA)	22,752
Carry forward general activity (UDA)	0
17/18 Contracted orthodontic activity (UOA)	0
Carry forward orthodontic activity (UOA)	0
Baseline contract value	£754,591.24

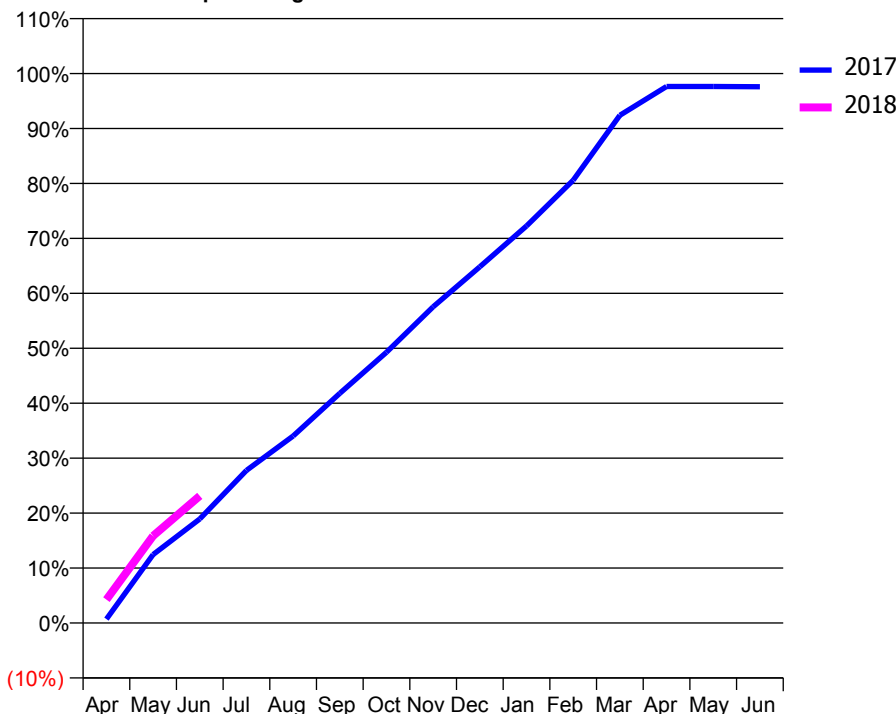
### ACCESS\*

Patients seen in 24 months	Total	Change since previous quarter
Quarter ending June 2016	7,997	
Quarter ending September 2016	7,900	↓
Quarter ending December 2016	7,888	→
Quarter ending March 2017	8,013	→
Quarter ending June 2017	8,128	→
<b>Variance since June 2016</b>	<b>1.6%</b>	<b>→</b>



### ACTIVITY

Cumulative percentage of contracted UDA delivered 2017 & 2018



Month	Adjusted Scheduled Activity (UDA)	
	2017	2018
April	163	969
May	2,834	3,609
June	4,309	5,264
July	6,317	
August	7,743	
September	9,512	
October	11,212	
November	13,091	
December	14,751	
January	16,440	
February	18,331	
March	21,021	
April	22,213	
May	22,214	
June	22,204	

### QUALITY

	Quantity	Base Number	Contract	AT	Region	England
% of FP17s for the same patient ID Re-attending within 3 months - Children	54	806	6.7%	10.6%	11.6%	12.0%
% of FP17s for the same patient ID Re-attending within 3 months - Adults	300	2,008	14.9%	14.9%	15.9%	16.0%
% of FP17s for the same patient ID Re-attending between 3 & 9 months - Children	535	806	66.4%	59.9%	60.4%	58.0%
% of FP17s for the same patient ID Re-attending between 3 & 9 months - Adults	752	2,008	37.5%	52.2%	52.3%	50.9%
% of FP17s for Band 1 Urgent Courses	285	2,362	12.1%	10.0%	9.5%	9.1%
% of FP17s Relating to Free Repair or Replacements	14	2,362	0.6%	0.6%	0.7%	0.8%
% of FP17s Relating to Continuations	15	2,362	0.6%	1.1%	1.0%	1.1%
% of Patients satisfied with the dentistry they have received	10	10	100.0%	93.1%	91.9%	91.7%
% of Patients satisfied with the time they had to wait for an appointment	10	10	100.0%	87.9%	88.0%	88.0%

\* This is based on patients treated on this contract for their most recent course of treatment. Figures in italics indicate the base number of FP17s or Patient Questionnaire responses are less than 100. N/A is shown where the base number of responses is less than 10 during the period. % is calculated as Quantity/Base number\*100

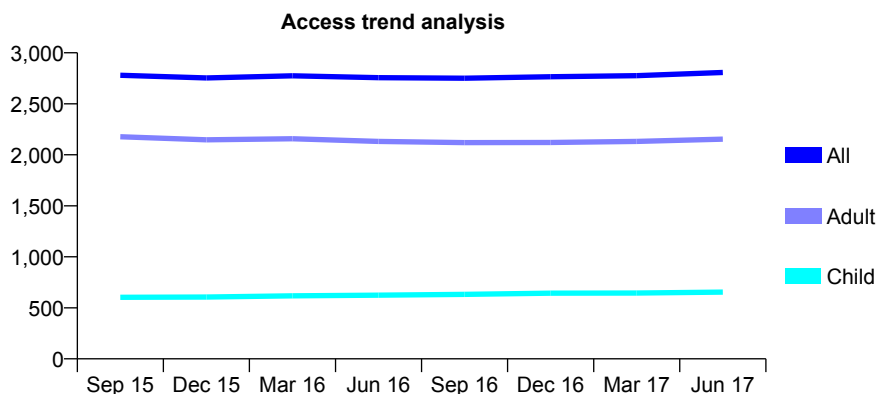
## Q70 - Vital Signs At a Glance Contract Report for 199338/0001 - June 2017

Name or company name	The Partnership of Spring Road Dental
Contract type name	GDS Contract
Purpose of contract	General
Contract start date	01/07/2012
Contract end date	

17/18 Contracted general activity (UDA)	10,000
Carry forward general activity (UDA)	0
17/18 Contracted orthodontic activity (UOA)	0
Carry forward orthodontic activity (UOA)	0
Baseline contract value	£215,489.80

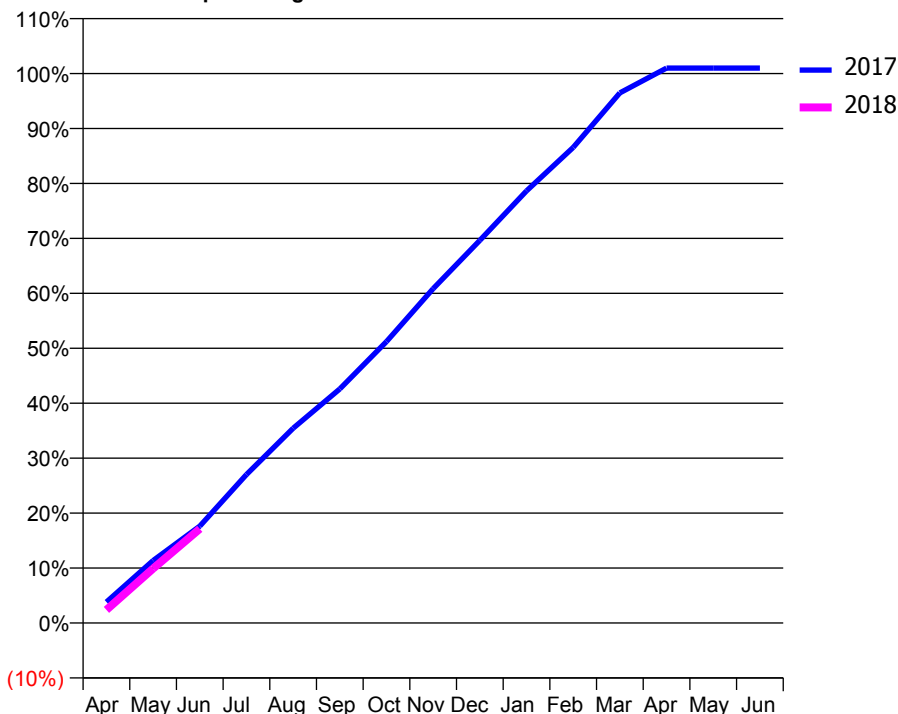
### ACCESS\*

Patients seen in 24 months	Total	Change since previous quarter
Quarter ending June 2016	2,756	
Quarter ending September 2016	2,751	→
Quarter ending December 2016	2,765	→
Quarter ending March 2017	2,776	→
Quarter ending June 2017	2,807	→
<b>Variance since June 2016</b>	<b>1.9%</b>	<b>→</b>



### ACTIVITY

Cumulative percentage of contracted UDA delivered 2017 & 2018



Month	Adjusted Scheduled Activity (UDA)	
	2017	2018
April	383	240
May	1,136	991
June	1,762	1,715
July	2,702	
August	3,545	
September	4,260	
October	5,121	
November	6,086	
December	6,962	
January	7,865	
February	8,654	
March	9,647	
April	10,099	
May	10,099	
June	10,099	

### QUALITY

	Quantity	Base Number	Contract	AT	Region	England
% of FP17s for the same patient ID Re-attending within 3 months - Children	13	251	5.2%	10.6%	11.6%	12.0%
% of FP17s for the same patient ID Re-attending within 3 months - Adults	114	894	12.8%	14.9%	15.9%	16.0%
% of FP17s for the same patient ID Re-attending between 3 & 9 months - Children	204	251	81.3%	59.9%	60.4%	58.0%
% of FP17s for the same patient ID Re-attending between 3 & 9 months - Adults	668	894	74.7%	52.2%	52.3%	50.9%
% of FP17s for Band 1 Urgent Courses	34	923	3.7%	10.0%	9.5%	9.1%
% of FP17s Relating to Free Repair or Replacements	7	923	0.8%	0.6%	0.7%	0.8%
% of FP17s Relating to Continuations	17	923	1.8%	1.1%	1.0%	1.1%
% of Patients satisfied with the dentistry they have received	8	8	N/A	93.1%	91.9%	91.7%
% of Patients satisfied with the time they had to wait for an appointment	8	8	N/A	87.9%	88.0%	88.0%

\* This is based on patients treated on this contract for their most recent course of treatment. Figures in italics indicate the base number of FP17s or Patient Questionnaire responses are less than 100. N/A is shown where the base number of responses is less than 10 during the period. % is calculated as Quantity/Base number\*100

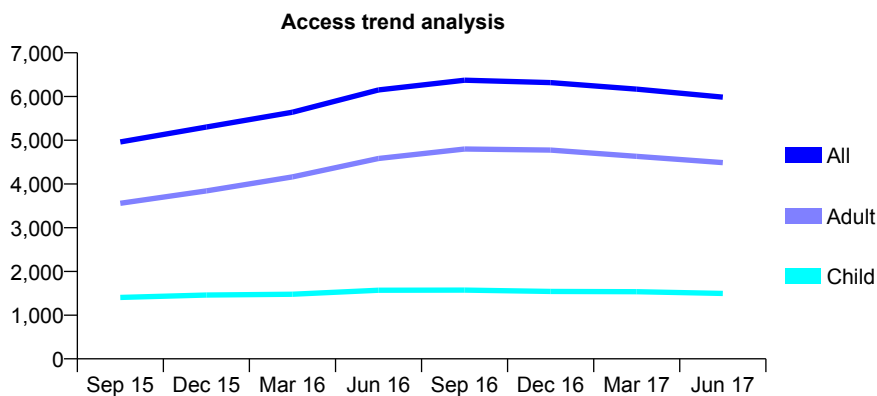
## Q70 - Vital Signs At a Glance Contract Report for 199699/0001 - June 2017

Name or company name	Brighter Smile Dental Practice
Contract type name	GDS Contract
Purpose of contract	General
Contract start date	01/05/2010
Contract end date	

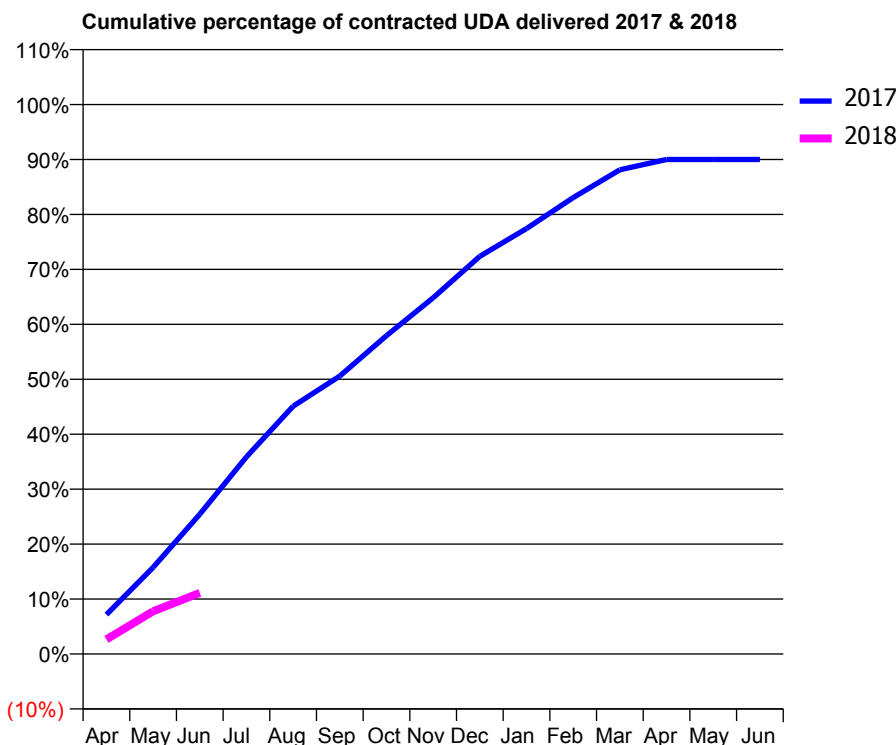
17/18 Contracted general activity (UDA)	17,855
Carry forward general activity (UDA)	0
17/18 Contracted orthodontic activity (UOA)	0
Carry forward orthodontic activity (UOA)	0
Baseline contract value	£417,565.77

### ACCESS\*

Patients seen in 24 months	Total	Change since previous quarter
Quarter ending June 2016	6,151	
Quarter ending September 2016	6,373	↑
Quarter ending December 2016	6,318	→
Quarter ending March 2017	6,169	↓
Quarter ending June 2017	5,985	↓
<b>Variance since June 2016</b>	<b>(2.7%)</b>	<b>↓</b>



### ACTIVITY



Month	Adjusted Scheduled Activity (UDA)	
	2017	2018
April	1,280	473
May	2,815	1,389
June	4,544	1,986
July	6,406	
August	8,054	
September	9,033	
October	10,343	
November	11,577	
December	12,923	
January	13,825	
February	14,830	
March	15,735	
April	16,069	
May	16,069	
June	16,069	

### QUALITY

	Quantity	Base Number	Contract	AT	Region	England
% of FP17s for the same patient ID Re-attending within 3 months - Children	21	492	4.3%	10.6%	11.6%	12.0%
% of FP17s for the same patient ID Re-attending within 3 months - Adults	61	854	7.1%	14.9%	15.9%	16.0%
% of FP17s for the same patient ID Re-attending between 3 & 9 months - Children	302	492	61.4%	59.9%	60.4%	58.0%
% of FP17s for the same patient ID Re-attending between 3 & 9 months - Adults	574	854	67.2%	52.2%	52.3%	50.9%
% of FP17s for Band 1 Urgent Courses	48	1,153	4.2%	10.0%	9.5%	9.1%
% of FP17s Relating to Free Repair or Replacements	2	1,153	0.2%	0.6%	0.7%	0.8%
% of FP17s Relating to Continuations	3	1,153	0.3%	1.1%	1.0%	1.1%
% of Patients satisfied with the dentistry they have received	4	4	N/A	93.1%	91.9%	91.7%
% of Patients satisfied with the time they had to wait for an appointment	3	4	N/A	87.9%	88.0%	88.0%

\* This is based on patients treated on this contract for their most recent course of treatment. Figures in italics indicate the base number of FP17s or Patient Questionnaire responses are less than 100. N/A is shown where the base number of responses is less than 10 during the period. % is calculated as Quantity/Base number\*100

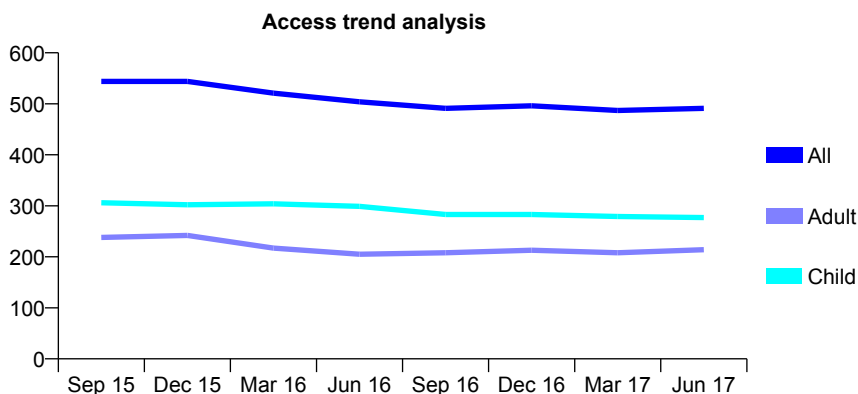
## Q70 - Vital Signs At a Glance Contract Report for 199842/0001 - June 2017

Name or company name	Dr F Asghari
Contract type name	GDS Contract
Purpose of contract	General
Contract start date	17/01/2009
Contract end date	

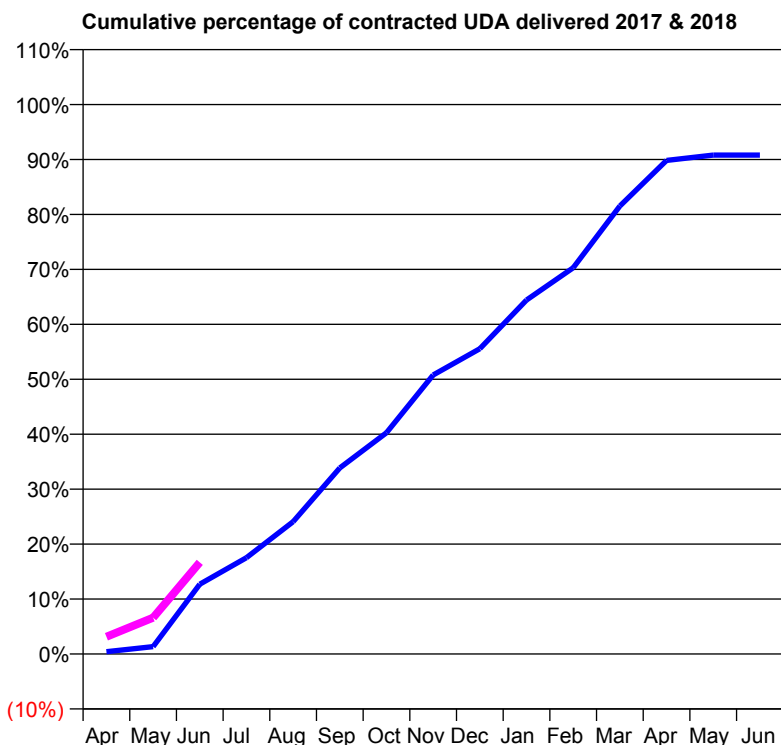
17/18 Contracted general activity (UDA)	1,533
Carry forward general activity (UDA)	0
17/18 Contracted orthodontic activity (UOA)	0
Carry forward orthodontic activity (UOA)	0
Baseline contract value	£32,815.31

### ACCESS\*

Patients seen in 24 months	Total	Change since previous quarter
Quarter ending June 2016	504	
Quarter ending September 2016	491	↓
Quarter ending December 2016	496	→
Quarter ending March 2017	487	↓
Quarter ending June 2017	491	→
<b>Variance since June 2016</b>	<b>(2.6%)</b>	<b>↓</b>



### ACTIVITY



Adjusted Scheduled Activity (UDA)		
Month	2017	2018
April	7	48
May	21	101
June	195	256
July	269	
August	369	
September	519	
October	617	
November	779	
December	852	
January	987	
February	1,077	
March	1,250	
April	1,377	
May	1,392	
June	1,392	

### QUALITY

	Quantity	Base Number	Contract	AT	Region	England
% of FP17s for the same patient ID Re-attending within 3 months - Children	4	115	3.5%	10.6%	11.6%	12.0%
% of FP17s for the same patient ID Re-attending within 3 months - Adults	2	40	5.0%	14.9%	15.9%	16.0%
% of FP17s for the same patient ID Re-attending between 3 & 9 months - Children	75	115	65.2%	59.9%	60.4%	58.0%
% of FP17s for the same patient ID Re-attending between 3 & 9 months - Adults	16	40	40.0%	52.2%	52.3%	50.9%
% of FP17s for Band 1 Urgent Courses	4	126	3.2%	10.0%	9.5%	9.1%
% of FP17s Relating to Free Repair or Replacements	0	126	0.0%	0.6%	0.7%	0.8%
% of FP17s Relating to Continuations	0	126	0.0%	1.1%	1.0%	1.1%
% of Patients satisfied with the dentistry they have received	0	0	N/A	93.1%	91.9%	91.7%
% of Patients satisfied with the time they had to wait for an appointment	0	0	N/A	87.9%	88.0%	88.0%

\* This is based on patients treated on this contract for their most recent course of treatment. Figures in italics indicate the base number of FP17s or Patient Questionnaire responses are less than 100. N/A is shown where the base number of responses is less than 10 during the period. % is calculated as Quantity/Base number\*100

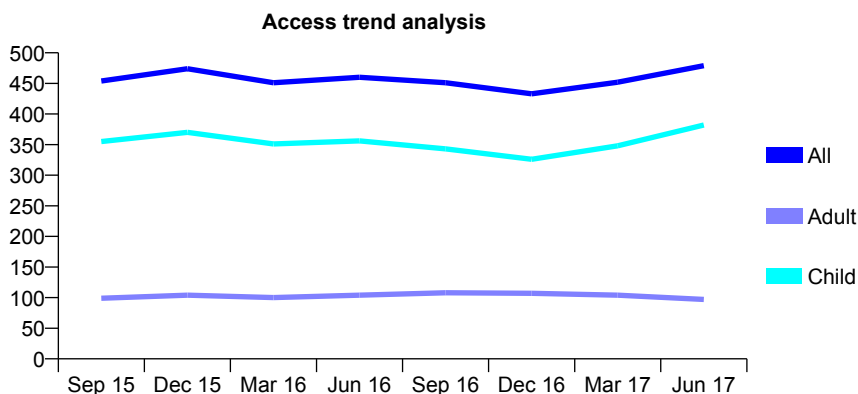
## Q70 - Vital Signs At a Glance Contract Report for 210420/0001 - June 2017

Name or company name	Poundbury Dental Practice
Contract type name	GDS Contract
Purpose of contract	General
Contract start date	01/04/2006
Contract end date	

17/18 Contracted general activity (UDA)	952
Carry forward general activity (UDA)	0
17/18 Contracted orthodontic activity (UOA)	0
Carry forward orthodontic activity (UOA)	0
Baseline contract value	£22,279.00

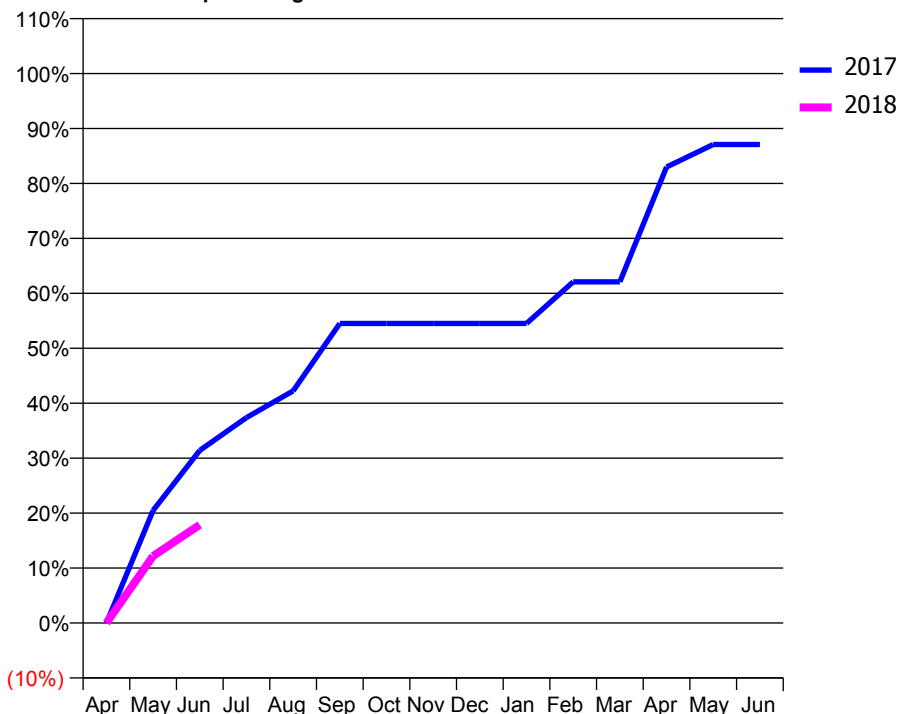
### ACCESS\*

Patients seen in 24 months	Total	Change since previous quarter
Quarter ending June 2016	460	
Quarter ending September 2016	451	↓
Quarter ending December 2016	433	↓
Quarter ending March 2017	452	↑
Quarter ending June 2017	479	↑
<b>Variance since June 2016</b>	<b>4.1%</b>	<b>↑</b>



### ACTIVITY

Cumulative percentage of contracted UDA delivered 2017 & 2018



Adjusted Scheduled Activity (UDA)

Month	2017	2018
April	0	0
May	195	116
June	299	170
July	356	
August	402	
September	519	
October	519	
November	519	
December	519	
January	519	
February	591	
March	591	
April	790	
May	829	
June	829	

### QUALITY

	Quantity	Base Number	Contract	AT	Region	England
% of FP17s for the same patient ID Re-attending within 3 months - Children	17	311	5.5%	10.6%	11.6%	12.0%
% of FP17s for the same patient ID Re-attending within 3 months - Adults	0	31	0.0%	14.9%	15.9%	16.0%
% of FP17s for the same patient ID Re-attending between 3 & 9 months - Children	79	311	25.4%	59.9%	60.4%	58.0%
% of FP17s for the same patient ID Re-attending between 3 & 9 months - Adults	7	31	22.6%	52.2%	52.3%	50.9%
% of FP17s for Band 1 Urgent Courses	1	136	0.7%	10.0%	9.5%	9.1%
% of FP17s Relating to Free Repair or Replacements	0	136	0.0%	0.6%	0.7%	0.8%
% of FP17s Relating to Continuations	0	136	0.0%	1.1%	1.0%	1.1%
% of Patients satisfied with the dentistry they have received	0	0	N/A	93.1%	91.9%	91.7%
% of Patients satisfied with the time they had to wait for an appointment	0	0	N/A	87.9%	88.0%	88.0%

\* This is based on patients treated on this contract for their most recent course of treatment. Figures in italics indicate the base number of FP17s or Patient Questionnaire responses are less than 100. N/A is shown where the base number of responses is less than 10 during the period. % is calculated as Quantity/Base number\*100

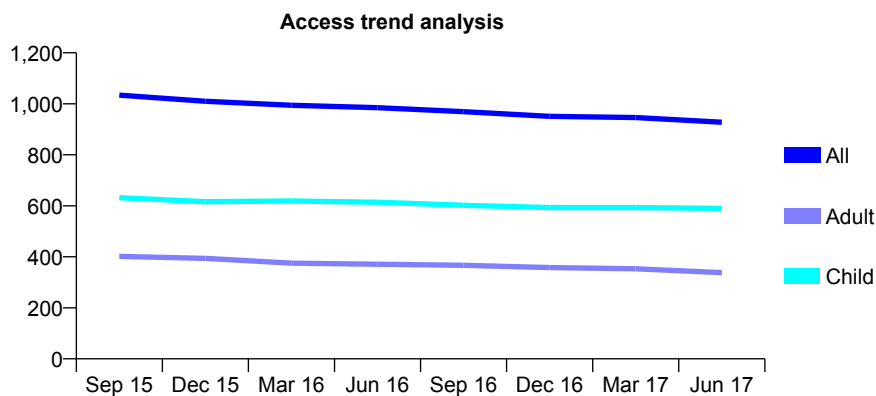
## Q70 - Vital Signs At a Glance Contract Report for 213195/0001 - June 2017

Name or company name	MR RH BOND
Contract type name	GDS Contract
Purpose of contract	General
Contract start date	01/04/2006
Contract end date	

17/18 Contracted general activity (UDA)	1,913
Carry forward general activity (UDA)	0
17/18 Contracted orthodontic activity (UOA)	0
Carry forward orthodontic activity (UOA)	0
Baseline contract value	£41,571.61

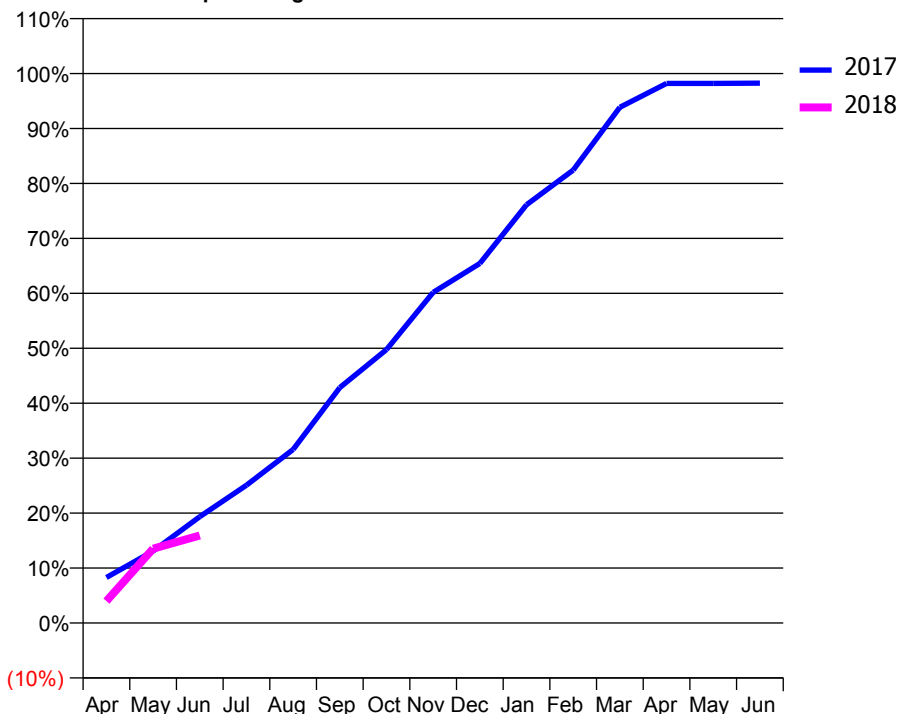
### ACCESS\*

Patients seen in 24 months	Total	Change since previous quarter
Quarter ending June 2016	985	
Quarter ending September 2016	969	↓
Quarter ending December 2016	951	↓
Quarter ending March 2017	946	→
Quarter ending June 2017	928	↓
<b>Variance since June 2016</b>	<b>(5.8%)</b>	<b>↓</b>



### ACTIVITY

Cumulative percentage of contracted UDA delivered 2017 & 2018



Adjusted Scheduled Activity (UDA)		
Month	2017	2018
April	158	76
May	251	259
June	370	305
July	480	
August	604	
September	820	
October	952	
November	1,151	
December	1,252	
January	1,456	
February	1,577	
March	1,795	
April	1,879	
May	1,879	
June	1,880	

### QUALITY

	Quantity	Base Number	Contract	AT	Region	England
% of FP17s for the same patient ID Re-attending within 3 months - Children	14	223	6.3%	10.6%	11.6%	12.0%
% of FP17s for the same patient ID Re-attending within 3 months - Adults	6	80	7.5%	14.9%	15.9%	16.0%
% of FP17s for the same patient ID Re-attending between 3 & 9 months - Children	147	223	65.9%	59.9%	60.4%	58.0%
% of FP17s for the same patient ID Re-attending between 3 & 9 months - Adults	55	80	68.8%	52.2%	52.3%	50.9%
% of FP17s for Band 1 Urgent Courses	4	249	1.6%	10.0%	9.5%	9.1%
% of FP17s Relating to Free Repair or Replacements	0	249	0.0%	0.6%	0.7%	0.8%
% of FP17s Relating to Continuations	0	249	0.0%	1.1%	1.0%	1.1%
% of Patients satisfied with the dentistry they have received	1	1	N/A	93.1%	91.9%	91.7%
% of Patients satisfied with the time they had to wait for an appointment	1	1	N/A	87.9%	88.0%	88.0%

\* This is based on patients treated on this contract for their most recent course of treatment. Figures in italics indicate the base number of FP17s or Patient Questionnaire responses are less than 100. N/A is shown where the base number of responses is less than 10 during the period. % is calculated as Quantity/Base number\*100

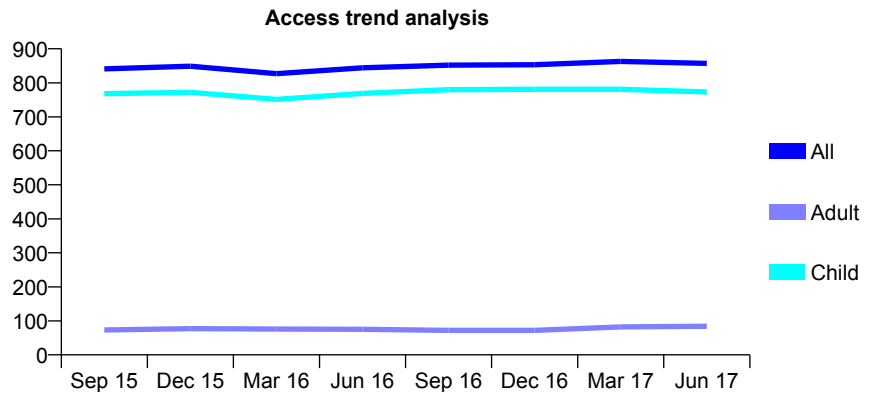
## Q70 - Vital Signs At a Glance Contract Report for 215767/0001 - June 2017

Name or company name	Maximilian Waller
Contract type name	GDS Contract
Purpose of contract	General
Contract start date	01/04/2006
Contract end date	

17/18 Contracted general activity (UDA)	1,620
Carry forward general activity (UDA)	0
17/18 Contracted orthodontic activity (UOA)	0
Carry forward orthodontic activity (UOA)	0
Baseline contract value	£40,739.17

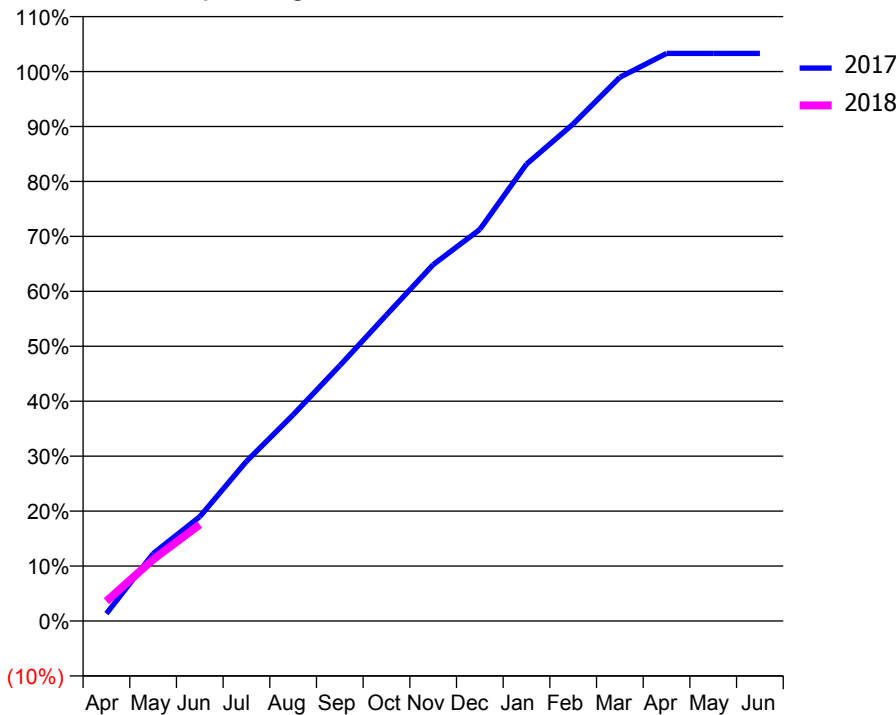
### ACCESS\*

Patients seen in 24 months	Total	Change since previous quarter
Quarter ending June 2016	844	
Quarter ending September 2016	852	→
Quarter ending December 2016	853	→
Quarter ending March 2017	863	→
Quarter ending June 2017	857	→
<b>Variance since June 2016</b>	<b>1.5%</b>	<b>→</b>



### ACTIVITY

Cumulative percentage of contracted UDA delivered 2017 & 2018



Month	Adjusted Scheduled Activity (UDA)	
	2017	2018
April	22	58
May	199	181
June	308	285
July	471	
August	608	
September	753	
October	903	
November	1,051	
December	1,154	
January	1,347	
February	1,465	
March	1,603	
April	1,673	
May	1,673	
June	1,673	

### QUALITY

	Quantity	Base Number	Contract	AT	Region	England
% of FP17s for the same patient ID Re-attending within 3 months - Children	16	259	6.2%	10.6%	11.6%	12.0%
% of FP17s for the same patient ID Re-attending within 3 months - Adults	0	6	0.0%	14.9%	15.9%	16.0%
% of FP17s for the same patient ID Re-attending between 3 & 9 months - Children	199	259	76.8%	59.9%	60.4%	58.0%
% of FP17s for the same patient ID Re-attending between 3 & 9 months - Adults	4	6	66.7%	52.2%	52.3%	50.9%
% of FP17s for Band 1 Urgent Courses	8	219	3.7%	10.0%	9.5%	9.1%
% of FP17s Relating to Free Repair or Replacements	0	219	0.0%	0.6%	0.7%	0.8%
% of FP17s Relating to Continuations	2	219	0.9%	1.1%	1.0%	1.1%
% of Patients satisfied with the dentistry they have received	3	3	N/A	93.1%	91.9%	91.7%
% of Patients satisfied with the time they had to wait for an appointment	3	3	N/A	87.9%	88.0%	88.0%

\* This is based on patients treated on this contract for their most recent course of treatment. Figures in italics indicate the base number of FP17s or Patient Questionnaire responses are less than 100. N/A is shown where the base number of responses is less than 10 during the period. % is calculated as Quantity/Base number\*100



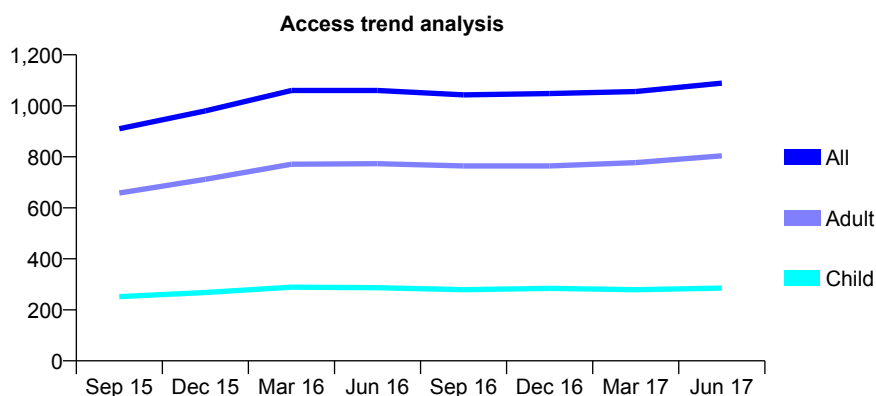
## Q70 - Vital Signs At a Glance Contract Report for 215872/0002 - June 2017

Name or company name	Ian White Dentistry
Contract type name	GDS Contract
Purpose of contract	General
Contract start date	01/04/2006
Contract end date	

17/18 Contracted general activity (UDA)	3,235
Carry forward general activity (UDA)	0
17/18 Contracted orthodontic activity (UOA)	0
Carry forward orthodontic activity (UOA)	0
Baseline contract value	£79,308.27

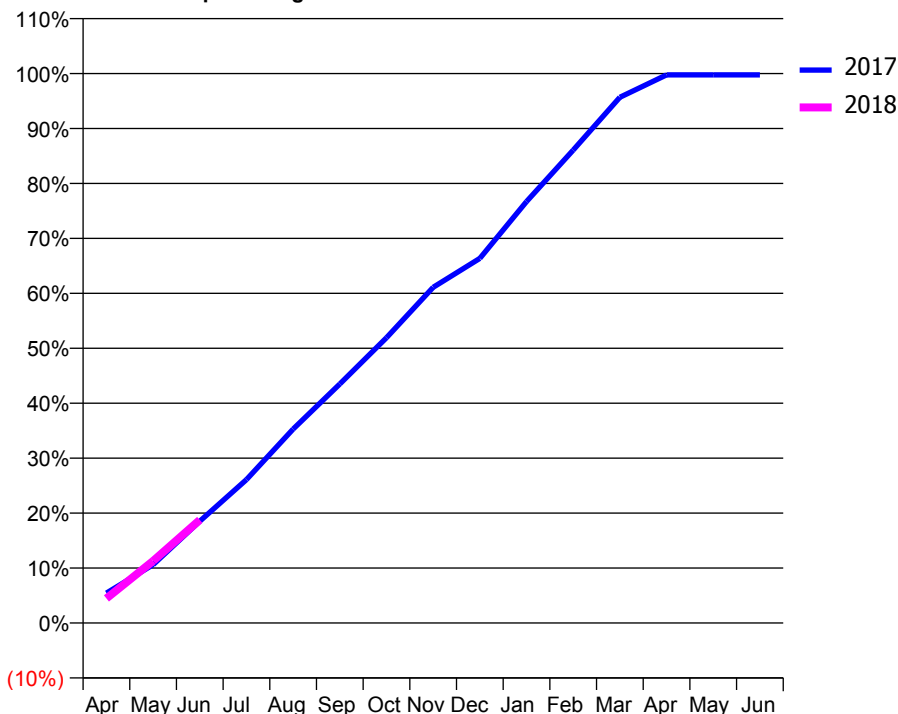
### ACCESS\*

Patients seen in 24 months	Total	Change since previous quarter
Quarter ending June 2016	1,060	
Quarter ending September 2016	1,043	↓
Quarter ending December 2016	1,048	→
Quarter ending March 2017	1,056	→
Quarter ending June 2017	1,089	↑
<b>Variance since June 2016</b>	<b>2.7%</b>	<b>↑</b>



### ACTIVITY

Cumulative percentage of contracted UDA delivered 2017 & 2018



Adjusted Scheduled Activity (UDA)

Month	2017	2018
April	176	145
May	343	365
June	599	607
July	844	
August	1,142	
September	1,407	
October	1,679	
November	1,977	
December	2,147	
January	2,481	
February	2,784	
March	3,095	
April	3,227	
May	3,227	
June	3,227	

### QUALITY

	Quantity	Base Number	Contract	AT	Region	England
% of FP17s for the same patient ID Re-attending within 3 months - Children	4	98	4.1%	10.6%	11.6%	12.0%
% of FP17s for the same patient ID Re-attending within 3 months - Adults	33	315	10.5%	14.9%	15.9%	16.0%
% of FP17s for the same patient ID Re-attending between 3 & 9 months - Children	62	98	63.3%	59.9%	60.4%	58.0%
% of FP17s for the same patient ID Re-attending between 3 & 9 months - Adults	218	315	69.2%	52.2%	52.3%	50.9%
% of FP17s for Band 1 Urgent Courses	21	349	6.0%	10.0%	9.5%	9.1%
% of FP17s Relating to Free Repair or Replacements	0	349	0.0%	0.6%	0.7%	0.8%
% of FP17s Relating to Continuations	1	349	0.3%	1.1%	1.0%	1.1%
% of Patients satisfied with the dentistry they have received	1	1	N/A	93.1%	91.9%	91.7%
% of Patients satisfied with the time they had to wait for an appointment	1	1	N/A	87.9%	88.0%	88.0%

\* This is based on patients treated on this contract for their most recent course of treatment. Figures in italics indicate the base number of FP17s or Patient Questionnaire responses are less than 100. N/A is shown where the base number of responses is less than 10 during the period. % is calculated as Quantity/Base number\*100

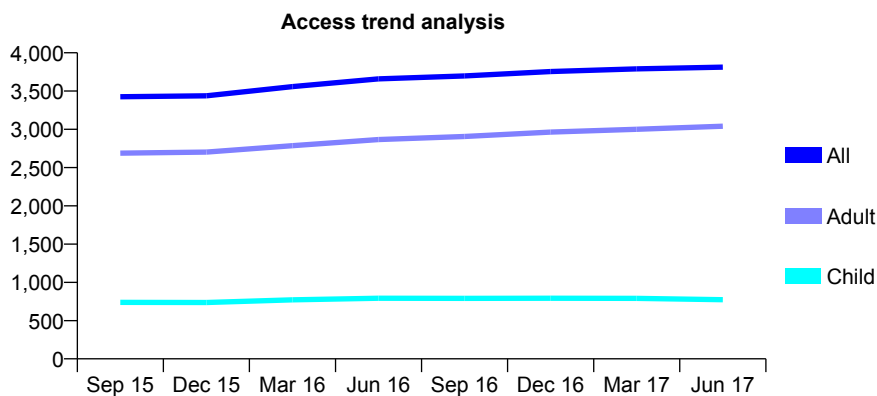
## Q70 - Vital Signs At a Glance Contract Report for 219177/0001 - June 2017

Name or company name	MR PN LOCKYER
Contract type name	GDS Contract
Purpose of contract	General
Contract start date	01/04/2006
Contract end date	

17/18 Contracted general activity (UDA)	12,000
Carry forward general activity (UDA)	0
17/18 Contracted orthodontic activity (UOA)	0
Carry forward orthodontic activity (UOA)	0
Baseline contract value	£293,920.61

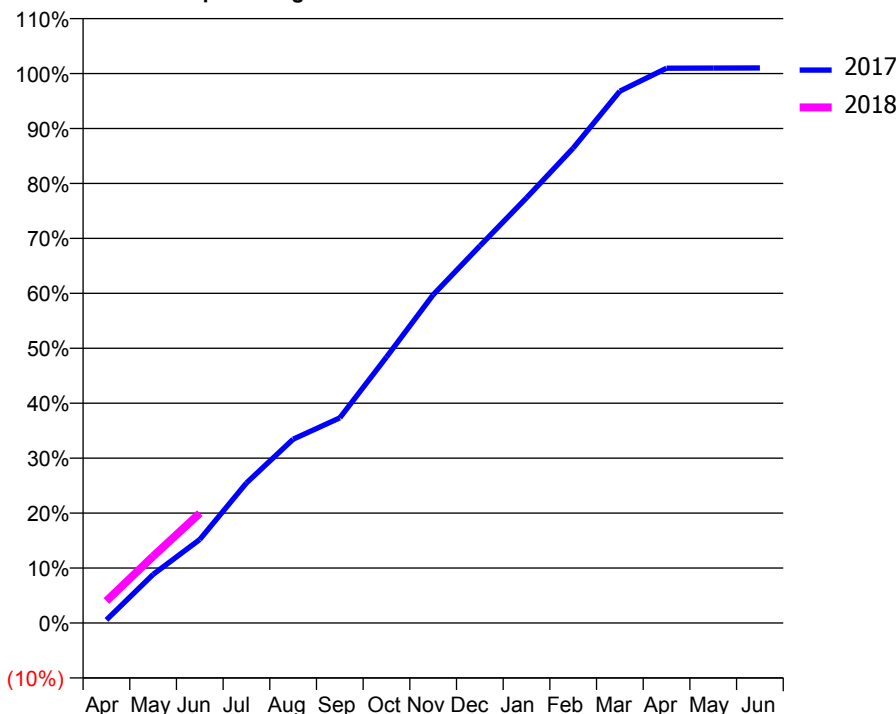
### ACCESS\*

Patients seen in 24 months	Total	Change since previous quarter
Quarter ending June 2016	3,659	
Quarter ending September 2016	3,698	→
Quarter ending December 2016	3,755	→
Quarter ending March 2017	3,790	→
Quarter ending June 2017	3,813	→
<b>Variance since June 2016</b>	<b>4.2%</b>	<b>↑</b>



### ACTIVITY

Cumulative percentage of contracted UDA delivered 2017 & 2018



Adjusted Scheduled Activity (UDA)

Month	2017	2018
April	70	481
May	1,062	1,458
June	1,826	2,399
July	3,059	
August	4,013	
September	4,480	
October	5,809	
November	7,167	
December	8,234	
January	9,284	
February	10,372	
March	11,614	
April	12,116	
May	12,119	
June	12,122	

### QUALITY

	Quantity	Base Number	Contract	AT	Region	England
% of FP17s for the same patient ID Re-attending within 3 months - Children	13	244	5.3%	10.6%	11.6%	12.0%
% of FP17s for the same patient ID Re-attending within 3 months - Adults	225	1,160	19.4%	14.9%	15.9%	16.0%
% of FP17s for the same patient ID Re-attending between 3 & 9 months - Children	177	244	72.5%	59.9%	60.4%	58.0%
% of FP17s for the same patient ID Re-attending between 3 & 9 months - Adults	715	1,160	61.6%	52.2%	52.3%	50.9%
% of FP17s for Band 1 Urgent Courses	153	1,181	13.0%	10.0%	9.5%	9.1%
% of FP17s Relating to Free Repair or Replacements	7	1,181	0.6%	0.6%	0.7%	0.8%
% of FP17s Relating to Continuations	15	1,181	1.3%	1.1%	1.0%	1.1%
% of Patients satisfied with the dentistry they have received	10	11	90.9%	93.1%	91.9%	91.7%
% of Patients satisfied with the time they had to wait for an appointment	11	11	100.0%	87.9%	88.0%	88.0%

\* This is based on patients treated on this contract for their most recent course of treatment. Figures in italics indicate the base number of FP17s or Patient Questionnaire responses are less than 100. N/A is shown where the base number of responses is less than 10 during the period. % is calculated as Quantity/Base number\*100

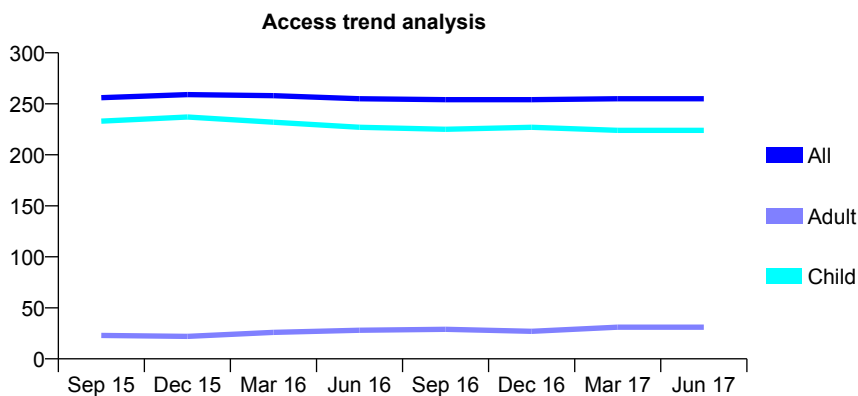
## Q70 - Vital Signs At a Glance Contract Report for 219908/0001 - June 2017

Name or company name	MR RD HUGHES
Contract type name	GDS Contract
Purpose of contract	General
Contract start date	01/04/2006
Contract end date	

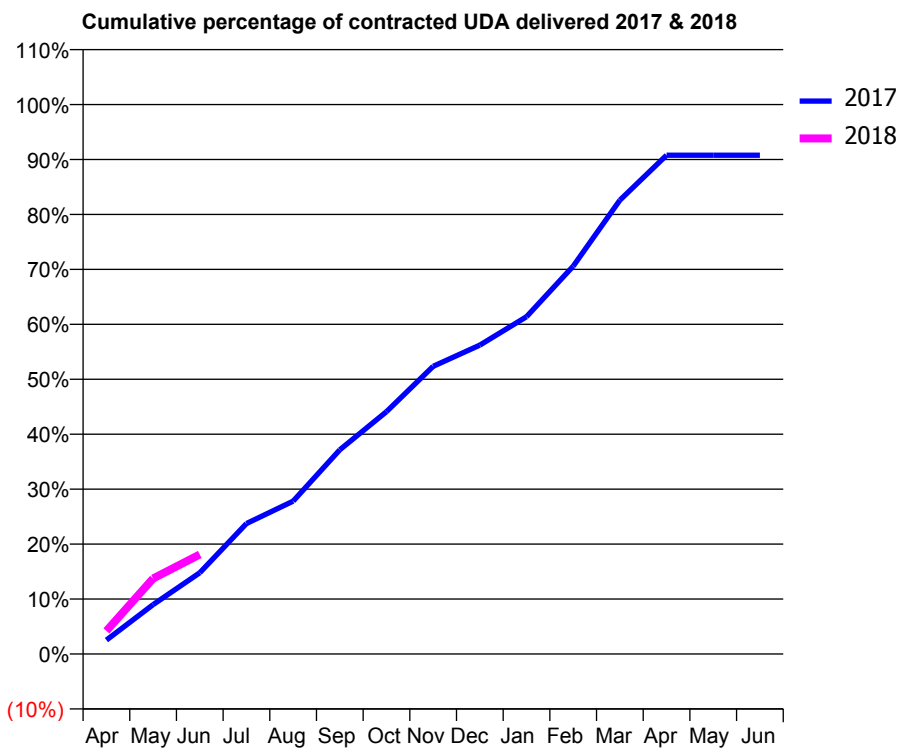
17/18 Contracted general activity (UDA)	550
Carry forward general activity (UDA)	0
17/18 Contracted orthodontic activity (UOA)	0
Carry forward orthodontic activity (UOA)	0
Baseline contract value	£11,593.27

### ACCESS\*

Patients seen in 24 months	Total	Change since previous quarter
Quarter ending June 2016	255	
Quarter ending September 2016	254	→
Quarter ending December 2016	254	→
Quarter ending March 2017	255	→
Quarter ending June 2017	255	→
<b>Variance since June 2016</b>	<b>0.0%</b>	<b>→</b>



### ACTIVITY



Month	Adjusted Scheduled Activity (UDA)	
	2017	2018
April	14	23
May	49	76
June	81	100
July	131	
August	153	
September	204	
October	243	
November	288	
December	309	
January	338	
February	388	
March	454	
April	499	
May	499	
June	499	

### QUALITY

	Quantity	Base Number	Contract	AT	Region	England
% of FP17s for the same patient ID Re-attending within 3 months - Children	8	103	7.8%	10.6%	11.6%	12.0%
% of FP17s for the same patient ID Re-attending within 3 months - Adults	0	0	N/A	14.9%	15.9%	16.0%
% of FP17s for the same patient ID Re-attending between 3 & 9 months - Children	66	103	64.1%	59.9%	60.4%	58.0%
% of FP17s for the same patient ID Re-attending between 3 & 9 months - Adults	0	0	N/A	52.2%	52.3%	50.9%
% of FP17s for Band 1 Urgent Courses	3	75	4.0%	10.0%	9.5%	9.1%
% of FP17s Relating to Free Repair or Replacements	0	75	0.0%	0.6%	0.7%	0.8%
% of FP17s Relating to Continuations	0	75	0.0%	1.1%	1.0%	1.1%
% of Patients satisfied with the dentistry they have received	2	2	N/A	93.1%	91.9%	91.7%
% of Patients satisfied with the time they had to wait for an appointment	2	2	N/A	87.9%	88.0%	88.0%

\* This is based on patients treated on this contract for their most recent course of treatment. Figures in italics indicate the base number of FP17s or Patient Questionnaire responses are less than 100. N/A is shown where the base number of responses is less than 10 during the period. % is calculated as Quantity/Base number\*100

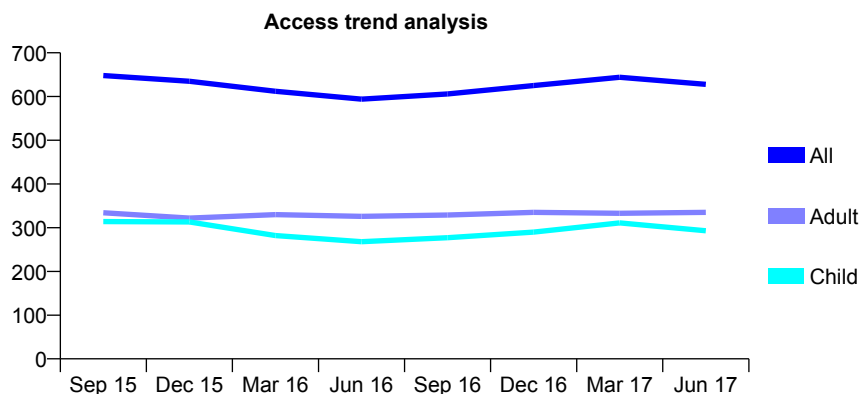
## Q70 - Vital Signs At a Glance Contract Report for 221252/0001 - June 2017

Name or company name	MR JR LIPPETT
Contract type name	GDS Contract
Purpose of contract	General and Orthodontic
Contract start date	01/04/2006
Contract end date	

17/18 Contracted general activity (UDA)	1,500
Carry forward general activity (UDA)	0
17/18 Contracted orthodontic activity (UOA)	131
Carry forward orthodontic activity (UOA)	0
Baseline contract value	£47,378.64

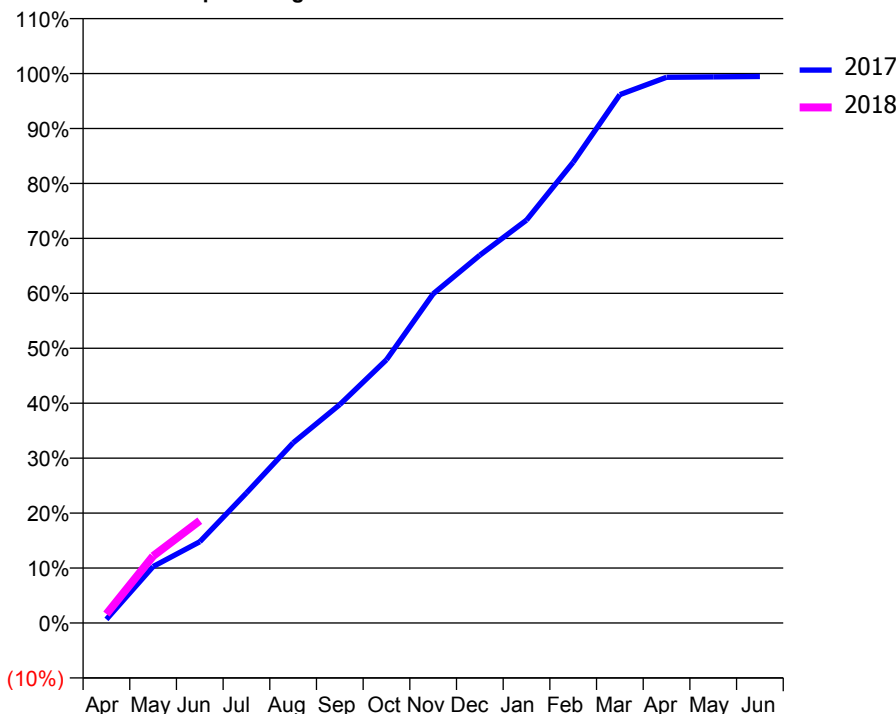
### ACCESS\*

Patients seen in 24 months	Total	Change since previous quarter
Quarter ending June 2016	594	
Quarter ending September 2016	606	↑
Quarter ending December 2016	625	↑
Quarter ending March 2017	644	↑
Quarter ending June 2017	628	↓
<b>Variance since June 2016</b>	<b>5.7%</b>	<b>↑</b>



### ACTIVITY

Cumulative percentage of contracted UDA delivered 2017 & 2018



Adjusted Scheduled Activity (UDA)

Month	2017	2018
April	10	24
May	154	183
June	222	279
July	355	
August	492	
September	597	
October	719	
November	898	
December	1,004	
January	1,100	
February	1,258	
March	1,442	
April	1,490	
May	1,491	
June	1,492	

### QUALITY

	Quantity	Base Number	Contract	AT	Region	England
% of FP17s for the same patient ID Re-attending within 3 months - Children	3	116	2.6%	10.6%	11.6%	12.0%
% of FP17s for the same patient ID Re-attending within 3 months - Adults	12	85	14.1%	14.9%	15.9%	16.0%
% of FP17s for the same patient ID Re-attending between 3 & 9 months - Children	76	116	65.5%	59.9%	60.4%	58.0%
% of FP17s for the same patient ID Re-attending between 3 & 9 months - Adults	40	85	47.1%	52.2%	52.3%	50.9%
% of FP17s for Band 1 Urgent Courses	6	168	3.6%	10.0%	9.5%	9.1%
% of FP17s Relating to Free Repair or Replacements	0	168	0.0%	0.6%	0.7%	0.8%
% of FP17s Relating to Continuations	1	168	0.6%	1.1%	1.0%	1.1%
% of Patients satisfied with the dentistry they have received	1	1	N/A	93.1%	91.9%	91.7%
% of Patients satisfied with the time they had to wait for an appointment	1	1	N/A	87.9%	88.0%	88.0%

\* This is based on patients treated on this contract for their most recent course of treatment. Figures in italics indicate the base number of FP17s or Patient Questionnaire responses are less than 100. N/A is shown where the base number of responses is less than 10 during the period. % is calculated as Quantity/Base number\*100

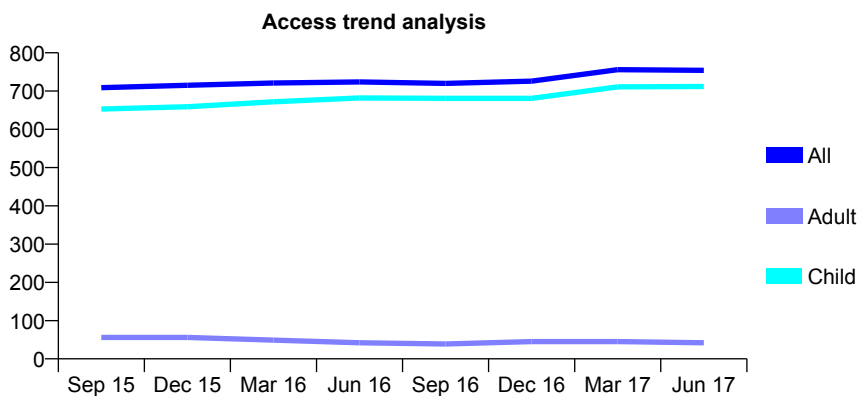
## Q70 - Vital Signs At a Glance Contract Report for 224219/0001 - June 2017

Name or company name	MR GL BROOKE-JONES
Contract type name	GDS Contract
Purpose of contract	General
Contract start date	01/04/2006
Contract end date	

17/18 Contracted general activity (UDA)	1,370
Carry forward general activity (UDA)	0
17/18 Contracted orthodontic activity (UOA)	0
Carry forward orthodontic activity (UOA)	0
Baseline contract value	£27,941.12

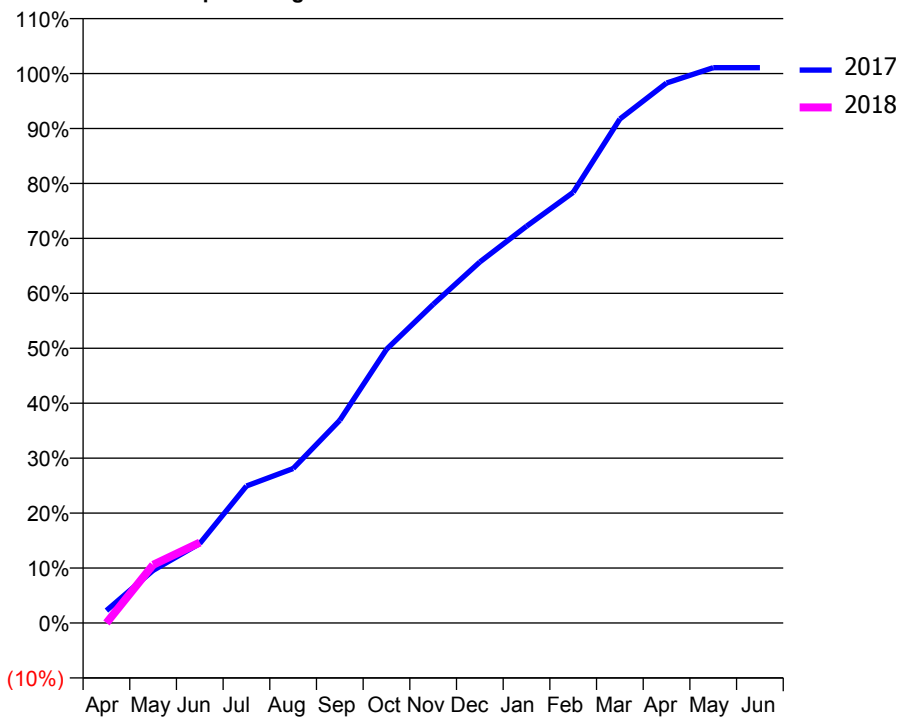
### ACCESS\*

Patients seen in 24 months	Total	Change since previous quarter
Quarter ending June 2016	724	
Quarter ending September 2016	720	→
Quarter ending December 2016	726	→
Quarter ending March 2017	756	↑
Quarter ending June 2017	754	→
<b>Variance since June 2016</b>	<b>4.1%</b>	<b>↑</b>



### ACTIVITY

Cumulative percentage of contracted UDA delivered 2017 & 2018



Adjusted Scheduled Activity (UDA)

Month	2017	2018
April	31	0
May	131	145
June	198	201
July	342	
August	385	
September	505	
October	682	
November	794	
December	900	
January	989	
February	1,074	
March	1,257	
April	1,346	
May	1,384	
June	1,384	

### QUALITY

	Quantity	Base Number	Contract	AT	Region	England
% of FP17s for the same patient ID Re-attending within 3 months - Children	13	251	5.2%	10.6%	11.6%	12.0%
% of FP17s for the same patient ID Re-attending within 3 months - Adults	0	1	0.0%	14.9%	15.9%	16.0%
% of FP17s for the same patient ID Re-attending between 3 & 9 months - Children	151	251	60.2%	59.9%	60.4%	58.0%
% of FP17s for the same patient ID Re-attending between 3 & 9 months - Adults	0	1	0.0%	52.2%	52.3%	50.9%
% of FP17s for Band 1 Urgent Courses	9	163	5.5%	10.0%	9.5%	9.1%
% of FP17s Relating to Free Repair or Replacements	0	163	0.0%	0.6%	0.7%	0.8%
% of FP17s Relating to Continuations	0	163	0.0%	1.1%	1.0%	1.1%
% of Patients satisfied with the dentistry they have received	0	0	N/A	93.1%	91.9%	91.7%
% of Patients satisfied with the time they had to wait for an appointment	0	0	N/A	87.9%	88.0%	88.0%

\* This is based on patients treated on this contract for their most recent course of treatment. Figures in italics indicate the base number of FP17s or Patient Questionnaire responses are less than 100. N/A is shown where the base number of responses is less than 10 during the period. % is calculated as Quantity/Base number\*100

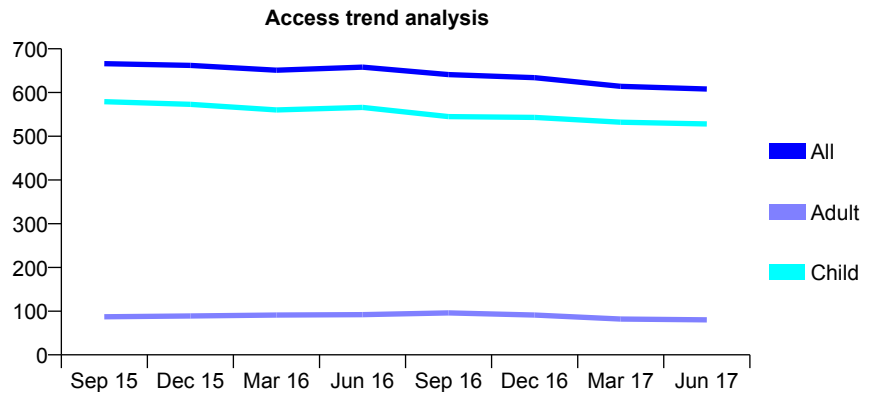
## Q70 - Vital Signs At a Glance Contract Report for 230693/0001 - June 2017

Name or company name	Fryern Dental Practice
Contract type name	GDS Contract
Purpose of contract	General
Contract start date	01/04/2006
Contract end date	

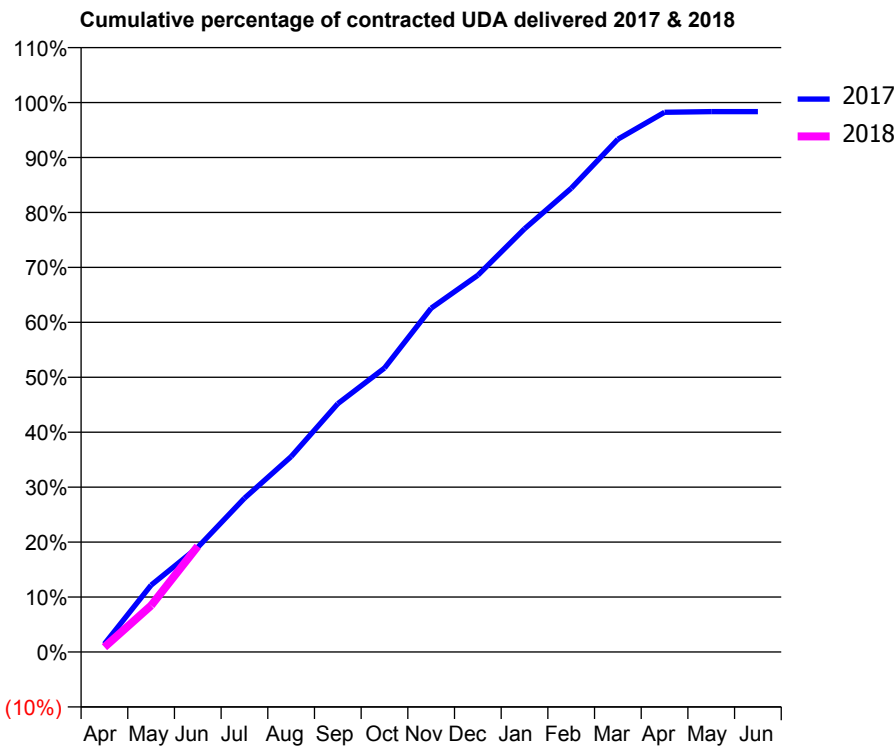
17/18 Contracted general activity (UDA)	1,018
Carry forward general activity (UDA)	0
17/18 Contracted orthodontic activity (UOA)	0
Carry forward orthodontic activity (UOA)	0
Baseline contract value	£21,015.32

### ACCESS\*

Patients seen in 24 months	Total	Change since previous quarter
Quarter ending June 2016	658	
Quarter ending September 2016	641	↓
Quarter ending December 2016	634	↓
Quarter ending March 2017	614	↓
Quarter ending June 2017	608	→
<b>Variance since June 2016</b>	<b>(7.6%)</b>	<b>↓</b>



### ACTIVITY



Month	Adjusted Scheduled Activity (UDA)	
	2017	2018
April	15	9
May	124	86
June	194	196
July	285	
August	362	
September	460	
October	526	
November	637	
December	698	
January	784	
February	859	
March	950	
April	1,000	
May	1,001	
June	1,001	

### QUALITY

	Quantity	Base Number	Contract	AT	Region	England
% of FP17s for the same patient ID Re-attending within 3 months - Children	3	216	1.4%	10.6%	11.6%	12.0%
% of FP17s for the same patient ID Re-attending within 3 months - Adults	0	1	0.0%	14.9%	15.9%	16.0%
% of FP17s for the same patient ID Re-attending between 3 & 9 months - Children	138	216	63.9%	59.9%	60.4%	58.0%
% of FP17s for the same patient ID Re-attending between 3 & 9 months - Adults	1	1	100.0%	52.2%	52.3%	50.9%
% of FP17s for Band 1 Urgent Courses	0	174	0.0%	10.0%	9.5%	9.1%
% of FP17s Relating to Free Repair or Replacements	0	174	0.0%	0.6%	0.7%	0.8%
% of FP17s Relating to Continuations	0	174	0.0%	1.1%	1.0%	1.1%
% of Patients satisfied with the dentistry they have received	0	0	N/A	93.1%	91.9%	91.7%
% of Patients satisfied with the time they had to wait for an appointment	0	0	N/A	87.9%	88.0%	88.0%

\* This is based on patients treated on this contract for their most recent course of treatment. Figures in italics indicate the base number of FP17s or Patient Questionnaire responses are less than 100. N/A is shown where the base number of responses is less than 10 during the period. % is calculated as Quantity/Base number\*100

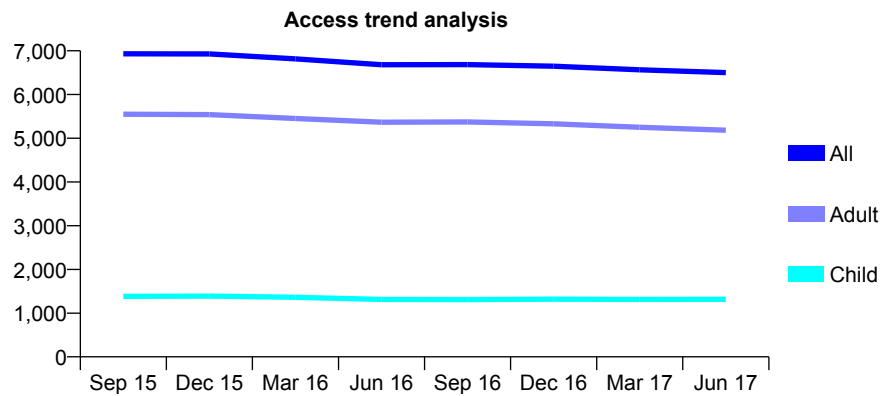
## Q70 - Vital Signs At a Glance Contract Report for 232629/0001 - June 2017

Name or company name	MR W CREEDON
Contract type name	GDS Contract
Purpose of contract	General
Contract start date	01/04/2006
Contract end date	

17/18 Contracted general activity (UDA)	17,406
Carry forward general activity (UDA)	0
17/18 Contracted orthodontic activity (UOA)	0
Carry forward orthodontic activity (UOA)	0
Baseline contract value	£473,412.67

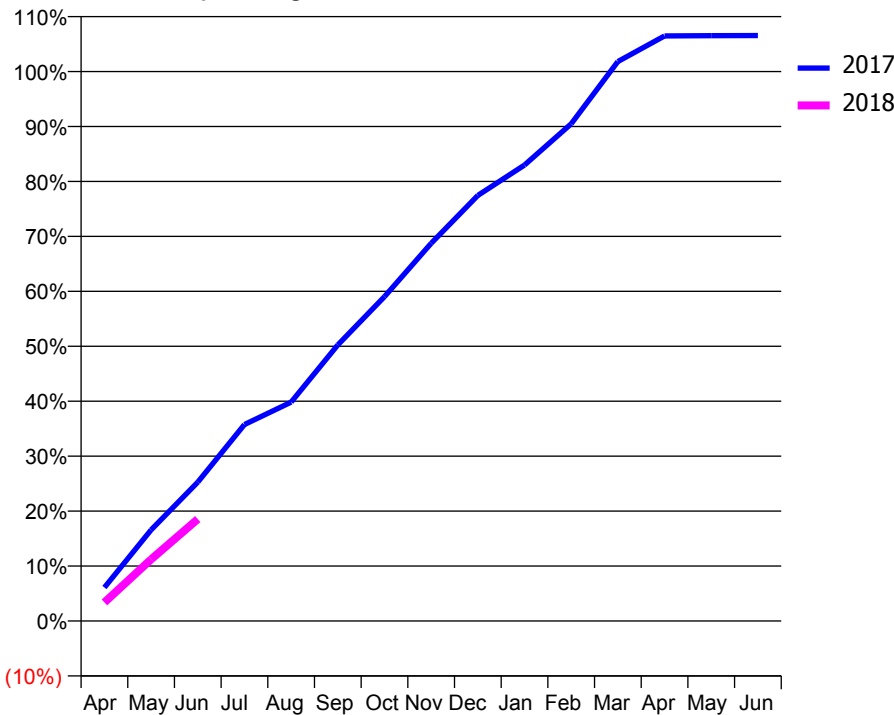
### ACCESS\*

Patients seen in 24 months	Total	Change since previous quarter
Quarter ending June 2016	6,680	
Quarter ending September 2016	6,684	→
Quarter ending December 2016	6,648	→
Quarter ending March 2017	6,566	↓
Quarter ending June 2017	6,501	→
<b>Variance since June 2016</b>	<b>(2.7%)</b>	<b>↓</b>



### ACTIVITY

Cumulative percentage of contracted UDA delivered 2017 & 2018



Month	Adjusted Scheduled Activity (UDA)	
	2017	2018
April	1,063	589
May	2,888	1,954
June	4,400	3,228
July	6,222	
August	6,934	
September	8,747	
October	10,277	
November	11,965	
December	13,479	
January	14,442	
February	15,749	
March	17,720	
April	18,531	
May	18,543	
June	18,545	

### QUALITY

	Quantity	Base Number	Contract	AT	Region	England
% of FP17s for the same patient ID Re-attending within 3 months - Children	48	526	9.1%	10.6%	11.6%	12.0%
% of FP17s for the same patient ID Re-attending within 3 months - Adults	227	1,668	13.6%	14.9%	15.9%	16.0%
% of FP17s for the same patient ID Re-attending between 3 & 9 months - Children	317	526	60.3%	59.9%	60.4%	58.0%
% of FP17s for the same patient ID Re-attending between 3 & 9 months - Adults	976	1,668	58.5%	52.2%	52.3%	50.9%
% of FP17s for Band 1 Urgent Courses	276	1,744	15.8%	10.0%	9.5%	9.1%
% of FP17s Relating to Free Repair or Replacements	14	1,744	0.8%	0.6%	0.7%	0.8%
% of FP17s Relating to Continuations	5	1,744	0.3%	1.1%	1.0%	1.1%
% of Patients satisfied with the dentistry they have received	12	13	92.3%	93.1%	91.9%	91.7%
% of Patients satisfied with the time they had to wait for an appointment	11	13	84.6%	87.9%	88.0%	88.0%

\* This is based on patients treated on this contract for their most recent course of treatment. Figures in italics indicate the base number of FP17s or Patient Questionnaire responses are less than 100. N/A is shown where the base number of responses is less than 10 during the period. % is calculated as Quantity/Base number\*100

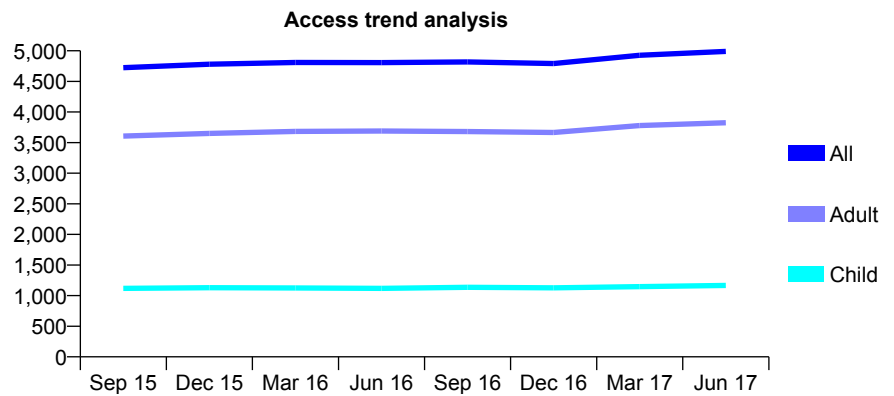
## Q70 - Vital Signs At a Glance Contract Report for 237973/0001 - June 2017

Name or company name	MR S KHANNA
Contract type name	GDS Contract
Purpose of contract	General
Contract start date	01/04/2006
Contract end date	

17/18 Contracted general activity (UDA)	12,122
Carry forward general activity (UDA)	0
17/18 Contracted orthodontic activity (UOA)	0
Carry forward orthodontic activity (UOA)	0
Baseline contract value	£373,911.06

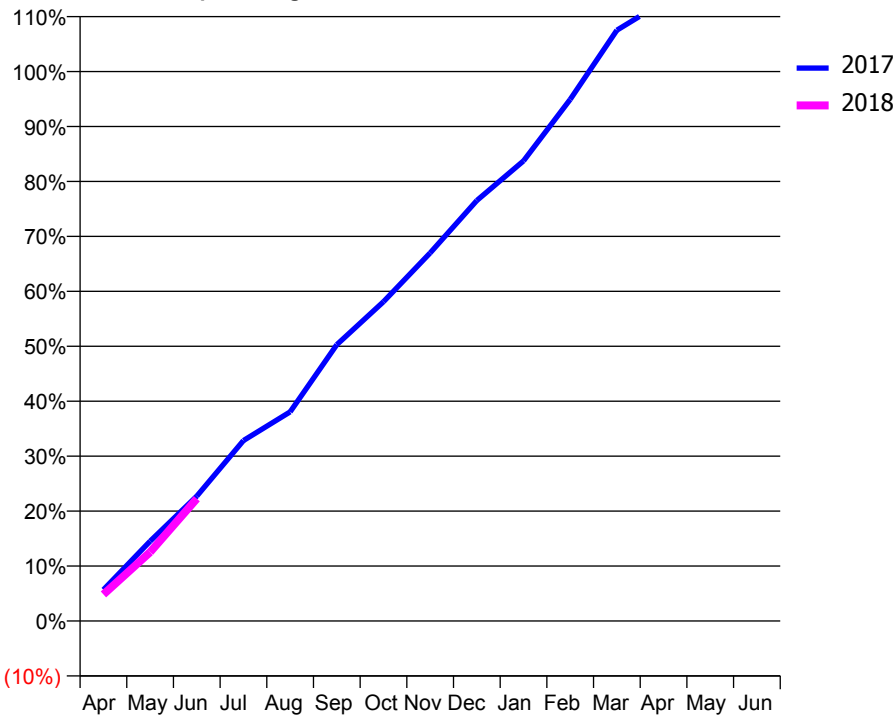
### ACCESS\*

Patients seen in 24 months	Total	Change since previous quarter
Quarter ending June 2016	4,807	
Quarter ending September 2016	4,817	→
Quarter ending December 2016	4,793	→
Quarter ending March 2017	4,927	↑
Quarter ending June 2017	4,991	→
<b>Variance since June 2016</b>	<b>3.8%</b>	<b>↑</b>



### ACTIVITY

Cumulative percentage of contracted UDA delivered 2017 & 2018



Month	Adjusted Scheduled Activity (UDA)	
	2017	2018
April	691	585
May	1,760	1,521
June	2,754	2,698
July	3,982	
August	4,613	
September	6,096	
October	7,042	
November	8,121	
December	9,277	
January	10,150	
February	11,505	
March	13,033	
April	13,658	
May	13,668	
June	13,668	

### QUALITY

	Quantity	Base Number	Contract	AT	Region	England
% of FP17s for the same patient ID Re-attending within 3 months - Children	31	436	7.1%	10.6%	11.6%	12.0%
% of FP17s for the same patient ID Re-attending within 3 months - Adults	158	1,140	13.9%	14.9%	15.9%	16.0%
% of FP17s for the same patient ID Re-attending between 3 & 9 months - Children	257	436	58.9%	59.9%	60.4%	58.0%
% of FP17s for the same patient ID Re-attending between 3 & 9 months - Adults	306	1,140	26.8%	52.2%	52.3%	50.9%
% of FP17s for Band 1 Urgent Courses	113	1,294	8.7%	10.0%	9.5%	9.1%
% of FP17s Relating to Free Repair or Replacements	4	1,294	0.3%	0.6%	0.7%	0.8%
% of FP17s Relating to Continuations	18	1,294	1.4%	1.1%	1.0%	1.1%
% of Patients satisfied with the dentistry they have received	35	37	94.6%	93.1%	91.9%	91.7%
% of Patients satisfied with the time they had to wait for an appointment	34	37	91.9%	87.9%	88.0%	88.0%

\* This is based on patients treated on this contract for their most recent course of treatment. Figures in italics indicate the base number of FP17s or Patient Questionnaire responses are less than 100. N/A is shown where the base number of responses is less than 10 during the period. % is calculated as Quantity/Base number\*100



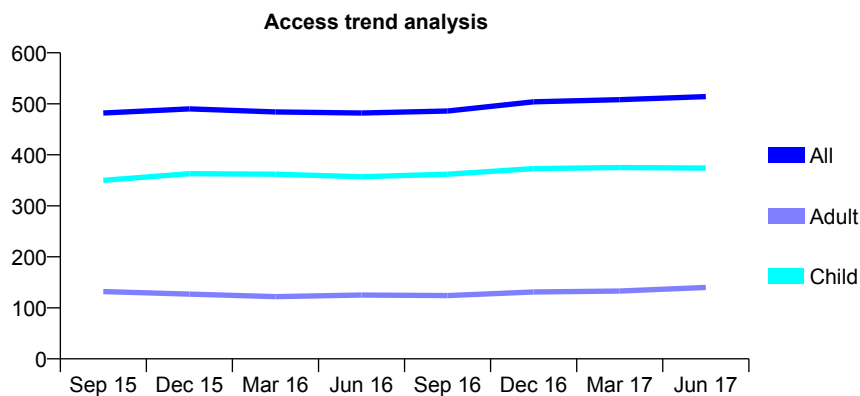
## Q70 - Vital Signs At a Glance Contract Report for 244627/0001 - June 2017

Name or company name	MR MM WAUGH
Contract type name	GDS Contract
Purpose of contract	General
Contract start date	01/04/2006
Contract end date	

17/18 Contracted general activity (UDA)	1,099
Carry forward general activity (UDA)	0
17/18 Contracted orthodontic activity (UOA)	0
Carry forward orthodontic activity (UOA)	0
Baseline contract value	£31,639.97

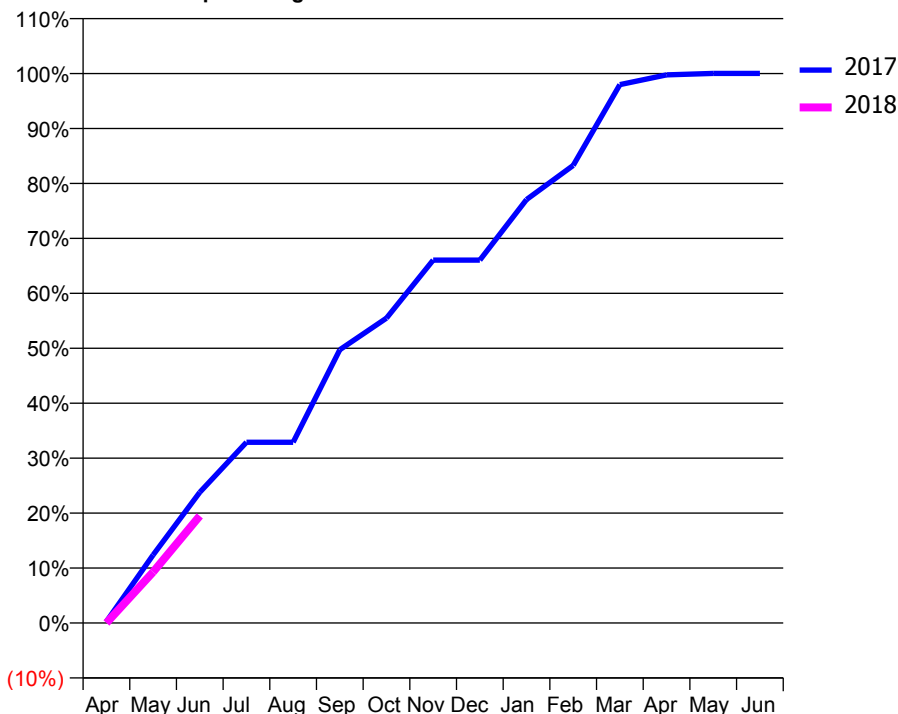
### ACCESS\*

Patients seen in 24 months	Total	Change since previous quarter
Quarter ending June 2016	482	
Quarter ending September 2016	486	→
Quarter ending December 2016	504	↑
Quarter ending March 2017	508	→
Quarter ending June 2017	514	→
<b>Variance since June 2016</b>	<b>6.6%</b>	<b>↑</b>



### ACTIVITY

Cumulative percentage of contracted UDA delivered 2017 & 2018



Adjusted Scheduled Activity (UDA)

Month	2017	2018
April	3	0
May	136	102
June	261	214
July	362	
August	362	
September	547	
October	610	
November	726	
December	726	
January	847	
February	915	
March	1,077	
April	1,096	
May	1,099	
June	1,099	

### QUALITY

	Quantity	Base Number	Contract	AT	Region	England
% of FP17s for the same patient ID Re-attending within 3 months - Children	5	152	3.3%	10.6%	11.6%	12.0%
% of FP17s for the same patient ID Re-attending within 3 months - Adults	1	22	4.5%	14.9%	15.9%	16.0%
% of FP17s for the same patient ID Re-attending between 3 & 9 months - Children	116	152	76.3%	59.9%	60.4%	58.0%
% of FP17s for the same patient ID Re-attending between 3 & 9 months - Adults	10	22	45.5%	52.2%	52.3%	50.9%
% of FP17s for Band 1 Urgent Courses	6	154	3.9%	10.0%	9.5%	9.1%
% of FP17s Relating to Free Repair or Replacements	0	154	0.0%	0.6%	0.7%	0.8%
% of FP17s Relating to Continuations	0	154	0.0%	1.1%	1.0%	1.1%
% of Patients satisfied with the dentistry they have received	0	0	N/A	93.1%	91.9%	91.7%
% of Patients satisfied with the time they had to wait for an appointment	0	0	N/A	87.9%	88.0%	88.0%

\* This is based on patients treated on this contract for their most recent course of treatment. Figures in italics indicate the base number of FP17s or Patient Questionnaire responses are less than 100. N/A is shown where the base number of responses is less than 10 during the period. % is calculated as Quantity/Base number\*100

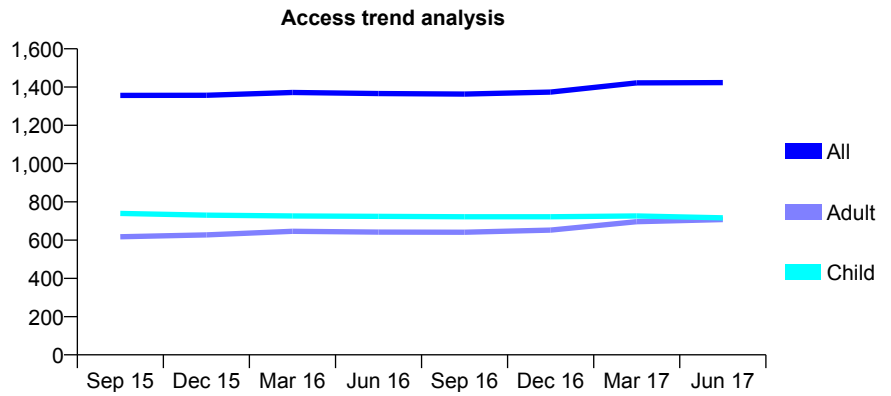
## Q70 - Vital Signs At a Glance Contract Report for 253227/0001 - June 2017

Name or company name	MR WJ STANLEY
Contract type name	GDS Contract
Purpose of contract	General
Contract start date	01/05/2007
Contract end date	

17/18 Contracted general activity (UDA)	3,350
Carry forward general activity (UDA)	0
17/18 Contracted orthodontic activity (UOA)	0
Carry forward orthodontic activity (UOA)	0
Baseline contract value	£75,248.12

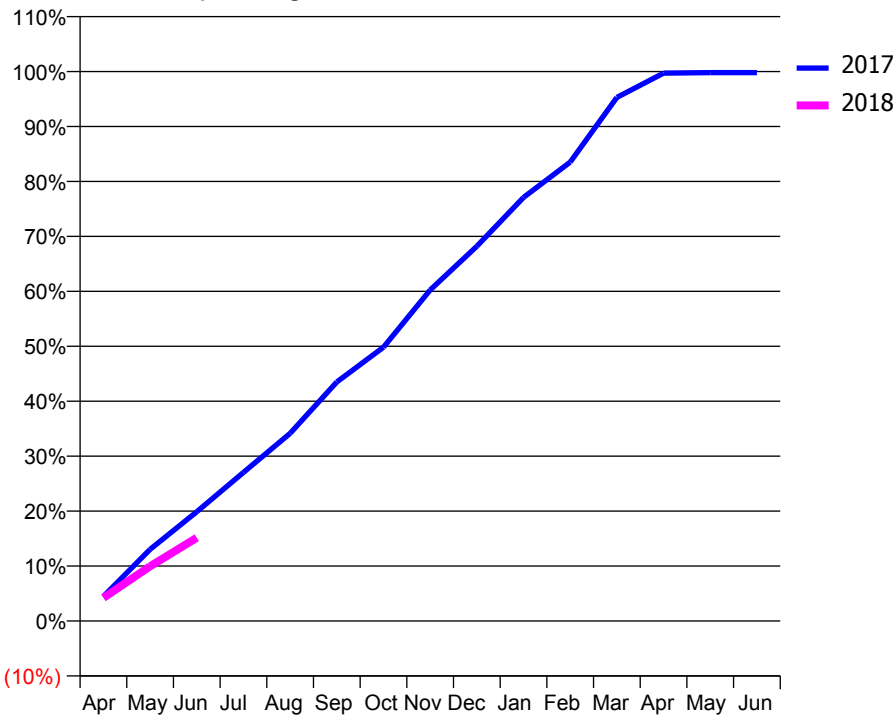
### ACCESS\*

Patients seen in 24 months	Total	Change since previous quarter
Quarter ending June 2016	1,366	
Quarter ending September 2016	1,363	→
Quarter ending December 2016	1,374	→
Quarter ending March 2017	1,422	↑
Quarter ending June 2017	1,423	→
<b>Variance since June 2016</b>	<b>4.2%</b>	<b>↑</b>



### ACTIVITY

Cumulative percentage of contracted UDA delivered 2017 & 2018



Month	Adjusted Scheduled Activity (UDA)	
	2017	2018
April	150	141
May	437	334
June	667	508
July	906	
August	1,144	
September	1,457	
October	1,670	
November	2,018	
December	2,285	
January	2,582	
February	2,798	
March	3,192	
April	3,340	
May	3,343	
June	3,343	

### QUALITY

	Quantity	Base Number	Contract	AT	Region	England
% of FP17s for the same patient ID Re-attending within 3 months - Children	18	214	8.4%	10.6%	11.6%	12.0%
% of FP17s for the same patient ID Re-attending within 3 months - Adults	22	192	11.5%	14.9%	15.9%	16.0%
% of FP17s for the same patient ID Re-attending between 3 & 9 months - Children	144	214	67.3%	59.9%	60.4%	58.0%
% of FP17s for the same patient ID Re-attending between 3 & 9 months - Adults	113	192	58.9%	52.2%	52.3%	50.9%
% of FP17s for Band 1 Urgent Courses	19	304	6.3%	10.0%	9.5%	9.1%
% of FP17s Relating to Free Repair or Replacements	0	304	0.0%	0.6%	0.7%	0.8%
% of FP17s Relating to Continuations	1	304	0.3%	1.1%	1.0%	1.1%
% of Patients satisfied with the dentistry they have received	1	1	N/A	93.1%	91.9%	91.7%
% of Patients satisfied with the time they had to wait for an appointment	1	1	N/A	87.9%	88.0%	88.0%

\* This is based on patients treated on this contract for their most recent course of treatment. Figures in italics indicate the base number of FP17s or Patient Questionnaire responses are less than 100. N/A is shown where the base number of responses is less than 10 during the period. % is calculated as Quantity/Base number\*100

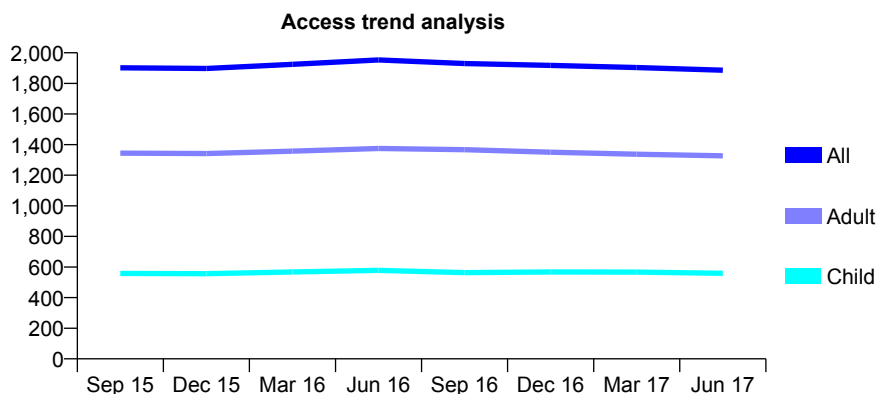
## Q70 - Vital Signs At a Glance Contract Report for 253804/0001 - June 2017

Name or company name	MRS SC FENTON
Contract type name	GDS Contract
Purpose of contract	General
Contract start date	01/04/2006
Contract end date	

17/18 Contracted general activity (UDA)	6,500
Carry forward general activity (UDA)	0
17/18 Contracted orthodontic activity (UOA)	0
Carry forward orthodontic activity (UOA)	0
Baseline contract value	£152,195.88

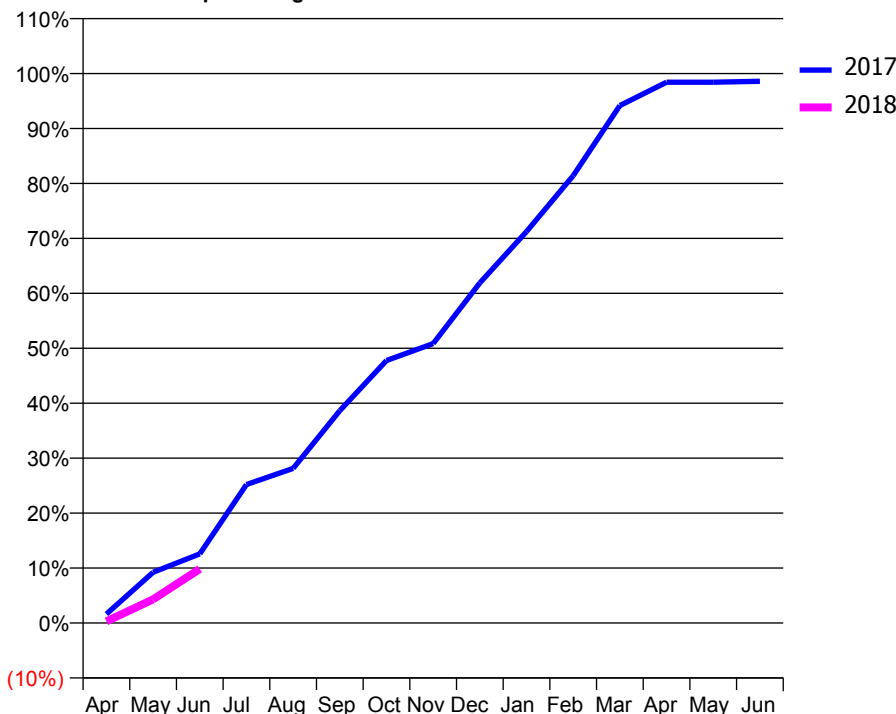
### ACCESS\*

Patients seen in 24 months	Total	Change since previous quarter
Quarter ending June 2016	1,953	
Quarter ending September 2016	1,930	↓
Quarter ending December 2016	1,918	→
Quarter ending March 2017	1,904	→
Quarter ending June 2017	1,886	→
<b>Variance since June 2016</b>	<b>(3.4%)</b>	<b>↓</b>



### ACTIVITY

Cumulative percentage of contracted UDA delivered 2017 & 2018



Adjusted Scheduled Activity (UDA)

Month	2017	2018
April	106	20
May	600	281
June	818	640
July	1,638	
August	1,830	
September	2,512	
October	3,104	
November	3,305	
December	4,024	
January	4,630	
February	5,291	
March	6,121	
April	6,397	
May	6,396	
June	6,407	

### QUALITY

	Quantity	Base Number	Contract	AT	Region	England
% of FP17s for the same patient ID Re-attending within 3 months - Children	8	136	5.9%	10.6%	11.6%	12.0%
% of FP17s for the same patient ID Re-attending within 3 months - Adults	51	372	13.7%	14.9%	15.9%	16.0%
% of FP17s for the same patient ID Re-attending between 3 & 9 months - Children	89	136	65.4%	59.9%	60.4%	58.0%
% of FP17s for the same patient ID Re-attending between 3 & 9 months - Adults	240	372	64.5%	52.2%	52.3%	50.9%
% of FP17s for Band 1 Urgent Courses	28	376	7.4%	10.0%	9.5%	9.1%
% of FP17s Relating to Free Repair or Replacements	5	376	1.3%	0.6%	0.7%	0.8%
% of FP17s Relating to Continuations	3	376	0.8%	1.1%	1.0%	1.1%
% of Patients satisfied with the dentistry they have received	0	1	N/A	93.1%	91.9%	91.7%
% of Patients satisfied with the time they had to wait for an appointment	0	1	N/A	87.9%	88.0%	88.0%

\* This is based on patients treated on this contract for their most recent course of treatment. Figures in italics indicate the base number of FP17s or Patient Questionnaire responses are less than 100. N/A is shown where the base number of responses is less than 10 during the period. % is calculated as Quantity/Base number\*100

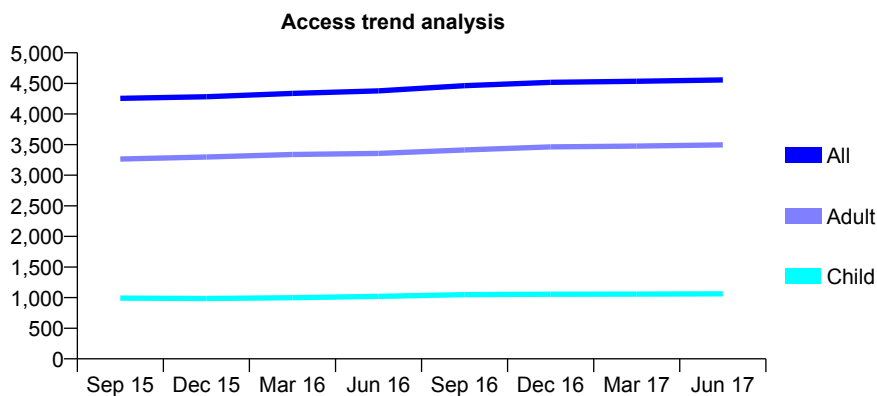
## Q70 - Vital Signs At a Glance Contract Report for 256617/0002 - June 2017

Name or company name	MR NK TANK
Contract type name	GDS Contract
Purpose of contract	General
Contract start date	01/07/2006
Contract end date	

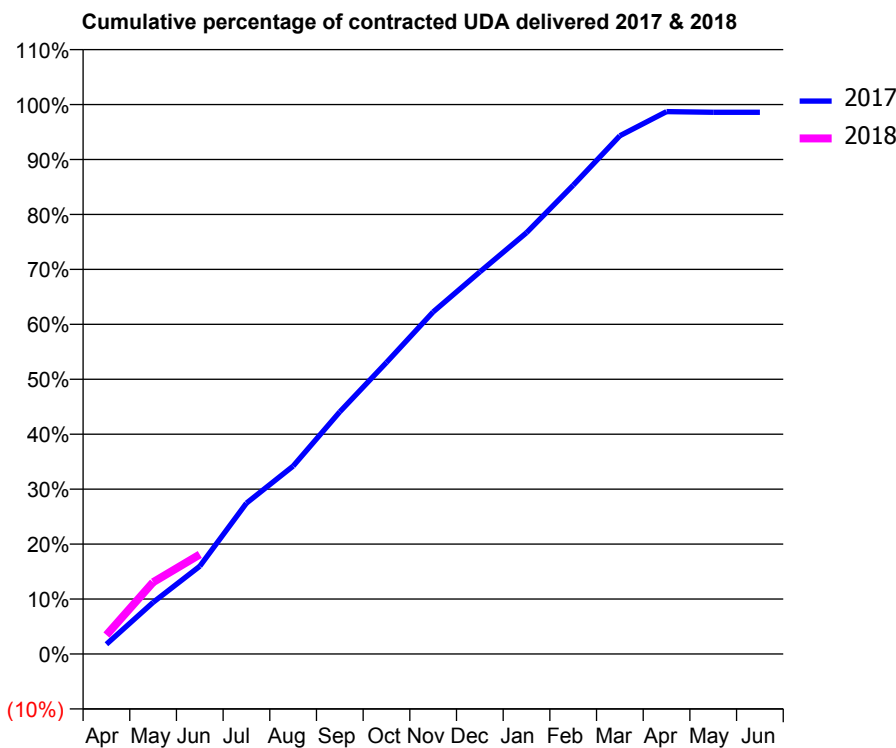
17/18 Contracted general activity (UDA)	12,500
Carry forward general activity (UDA)	0
17/18 Contracted orthodontic activity (UOA)	0
Carry forward orthodontic activity (UOA)	0
Baseline contract value	£349,223.16

### ACCESS\*

Patients seen in 24 months	Total	Change since previous quarter
Quarter ending June 2016	4,378	
Quarter ending September 2016	4,462	→
Quarter ending December 2016	4,517	→
Quarter ending March 2017	4,534	→
Quarter ending June 2017	4,557	→
<b>Variance since June 2016</b>	<b>4.1%</b>	<b>↑</b>



### ACTIVITY



Month	Adjusted Scheduled Activity (UDA)	
	2017	2018
April	223	431
May	1,174	1,632
June	1,999	2,264
July	3,434	
August	4,276	
September	5,510	
October	6,633	
November	7,783	
December	8,693	
January	9,585	
February	10,664	
March	11,788	
April	12,338	
May	12,323	
June	12,324	

### QUALITY

	Quantity	Base Number	Contract	AT	Region	England
% of FP17s for the same patient ID Re-attending within 3 months - Children	19	385	4.9%	10.6%	11.6%	12.0%
% of FP17s for the same patient ID Re-attending within 3 months - Adults	185	1,118	16.5%	14.9%	15.9%	16.0%
% of FP17s for the same patient ID Re-attending between 3 & 9 months - Children	265	385	68.8%	59.9%	60.4%	58.0%
% of FP17s for the same patient ID Re-attending between 3 & 9 months - Adults	587	1,118	52.5%	52.2%	52.3%	50.9%
% of FP17s for Band 1 Urgent Courses	137	1,237	11.1%	10.0%	9.5%	9.1%
% of FP17s Relating to Free Repair or Replacements	23	1,237	1.9%	0.6%	0.7%	0.8%
% of FP17s Relating to Continuations	8	1,237	0.6%	1.1%	1.0%	1.1%
% of Patients satisfied with the dentistry they have received	7	7	N/A	93.1%	91.9%	91.7%
% of Patients satisfied with the time they had to wait for an appointment	6	7	N/A	87.9%	88.0%	88.0%

\* This is based on patients treated on this contract for their most recent course of treatment. Figures in italics indicate the base number of FP17s or Patient Questionnaire responses are less than 100. N/A is shown where the base number of responses is less than 10 during the period. % is calculated as Quantity/Base number\*100

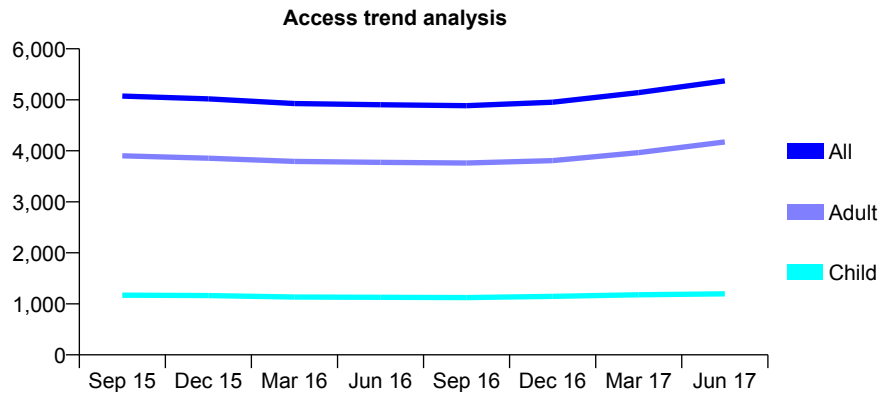
## Q70 - Vital Signs At a Glance Contract Report for 258385/0001 - June 2017

Name or company name	MR PD WOODHOUSE
Contract type name	GDS Contract
Purpose of contract	General
Contract start date	01/04/2006
Contract end date	

17/18 Contracted general activity (UDA)	14,269
Carry forward general activity (UDA)	0
17/18 Contracted orthodontic activity (UOA)	0
Carry forward orthodontic activity (UOA)	0
Baseline contract value	£419,671.88

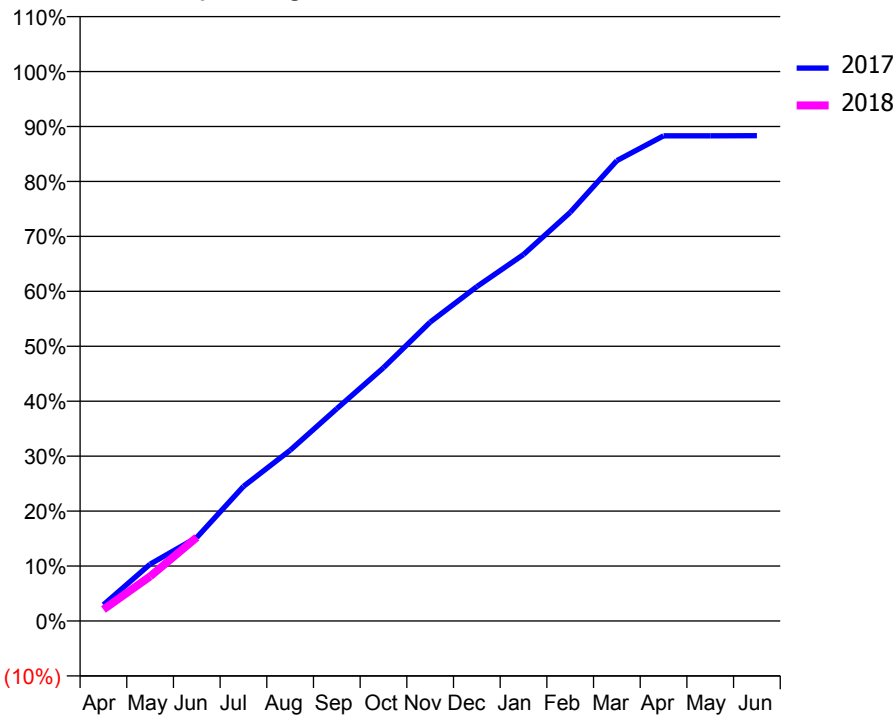
### ACCESS\*

Patients seen in 24 months	Total	Change since previous quarter
Quarter ending June 2016	4,903	
Quarter ending September 2016	4,885	→
Quarter ending December 2016	4,954	→
Quarter ending March 2017	5,142	↑
Quarter ending June 2017	5,370	↑
<b>Variance since June 2016</b>	<b>9.5%</b>	<b>↑</b>



### ACTIVITY

Cumulative percentage of contracted UDA delivered 2017 & 2018



Adjusted Scheduled Activity (UDA)		
Month	2017	2018
April	419	301
May	1,476	1,159
June	2,168	2,172
July	3,494	
August	4,435	
September	5,515	
October	6,577	
November	7,762	
December	8,681	
January	9,516	
February	10,611	
March	11,954	
April	12,598	
May	12,600	
June	12,603	

### QUALITY

	Quantity	Base Number	Contract	AT	Region	England
% of FP17s for the same patient ID Re-attending within 3 months - Children	28	468	6.0%	10.6%	11.6%	12.0%
% of FP17s for the same patient ID Re-attending within 3 months - Adults	277	1,595	17.4%	14.9%	15.9%	16.0%
% of FP17s for the same patient ID Re-attending between 3 & 9 months - Children	298	468	63.7%	59.9%	60.4%	58.0%
% of FP17s for the same patient ID Re-attending between 3 & 9 months - Adults	823	1,595	51.6%	52.2%	52.3%	50.9%
% of FP17s for Band 1 Urgent Courses	128	1,206	10.6%	10.0%	9.5%	9.1%
% of FP17s Relating to Free Repair or Replacements	4	1,206	0.3%	0.6%	0.7%	0.8%
% of FP17s Relating to Continuations	14	1,206	1.2%	1.1%	1.0%	1.1%
% of Patients satisfied with the dentistry they have received	17	18	94.4%	93.1%	91.9%	91.7%
% of Patients satisfied with the time they had to wait for an appointment	18	18	100.0%	87.9%	88.0%	88.0%

\* This is based on patients treated on this contract for their most recent course of treatment. Figures in italics indicate the base number of FP17s or Patient Questionnaire responses are less than 100. N/A is shown where the base number of responses is less than 10 during the period. % is calculated as Quantity/Base number\*100

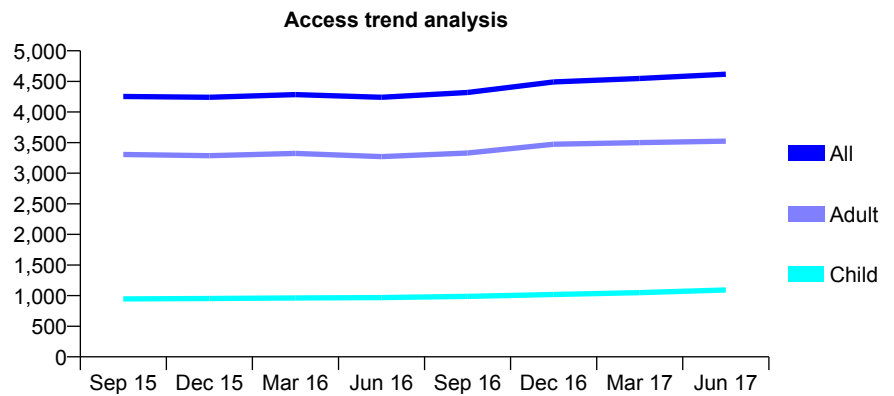
## Q70 - Vital Signs At a Glance Contract Report for 262471/0001 - June 2017

Name or company name	MR B ANSARI
Contract type name	GDS Contract
Purpose of contract	General
Contract start date	01/04/2006
Contract end date	

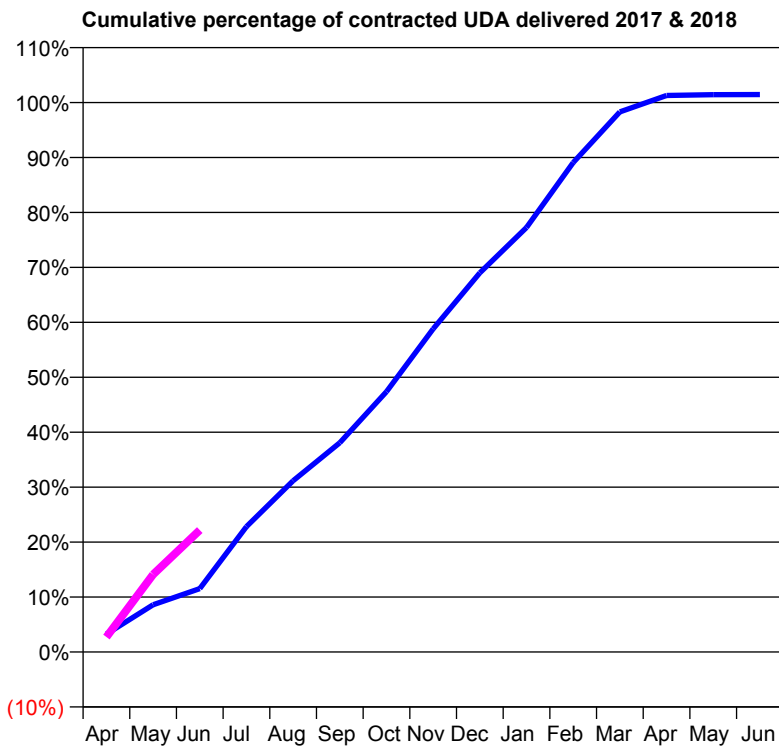
17/18 Contracted general activity (UDA)	14,743
Carry forward general activity (UDA)	0
17/18 Contracted orthodontic activity (UOA)	0
Carry forward orthodontic activity (UOA)	0
Baseline contract value	£361,394.17

### ACCESS\*

Patients seen in 24 months	Total	Change since previous quarter
Quarter ending June 2016	4,241	
Quarter ending September 2016	4,319	→
Quarter ending December 2016	4,492	↑
Quarter ending March 2017	4,549	→
Quarter ending June 2017	4,617	→
<b>Variance since June 2016</b>	<b>8.9%</b>	<b>↑</b>



### ACTIVITY



Month	Adjusted Scheduled Activity (UDA)	
	2017	2018
April	481	402
May	1,267	2,079
June	1,702	3,271
July	3,366	
August	4,596	
September	5,614	
October	6,986	
November	8,672	
December	10,172	
January	11,391	
February	13,131	
March	14,492	
April	14,931	
May	14,954	
June	14,956	

### QUALITY

	Quantity	Base Number	Contract	AT	Region	England
% of FP17s for the same patient ID Re-attending within 3 months - Children	47	400	11.8%	10.6%	11.6%	12.0%
% of FP17s for the same patient ID Re-attending within 3 months - Adults	150	930	16.1%	14.9%	15.9%	16.0%
% of FP17s for the same patient ID Re-attending between 3 & 9 months - Children	223	400	55.8%	59.9%	60.4%	58.0%
% of FP17s for the same patient ID Re-attending between 3 & 9 months - Adults	423	930	45.5%	52.2%	52.3%	50.9%
% of FP17s for Band 1 Urgent Courses	180	1,186	15.2%	10.0%	9.5%	9.1%
% of FP17s Relating to Free Repair or Replacements	0	1,186	0.0%	0.6%	0.7%	0.8%
% of FP17s Relating to Continuations	1	1,186	0.1%	1.1%	1.0%	1.1%
% of Patients satisfied with the dentistry they have received	7	8	N/A	93.1%	91.9%	91.7%
% of Patients satisfied with the time they had to wait for an appointment	6	8	N/A	87.9%	88.0%	88.0%

\* This is based on patients treated on this contract for their most recent course of treatment. Figures in italics indicate the base number of FP17s or Patient Questionnaire responses are less than 100. N/A is shown where the base number of responses is less than 10 during the period. % is calculated as Quantity/Base number\*100

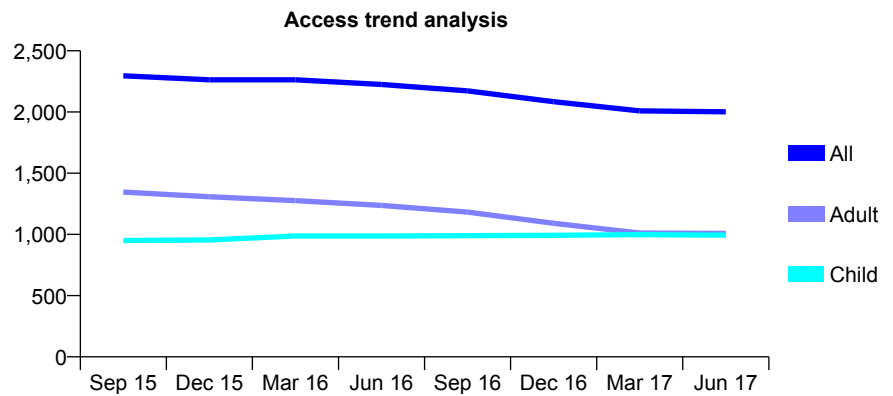
## Q70 - Vital Signs At a Glance Contract Report for 263338/0001 - June 2017

Name or company name	MR GS WILBY-LOPEZ
Contract type name	GDS Contract
Purpose of contract	General
Contract start date	29/09/2006
Contract end date	

17/18 Contracted general activity (UDA)	5,000
Carry forward general activity (UDA)	0
17/18 Contracted orthodontic activity (UOA)	0
Carry forward orthodontic activity (UOA)	0
Baseline contract value	£119,844.50

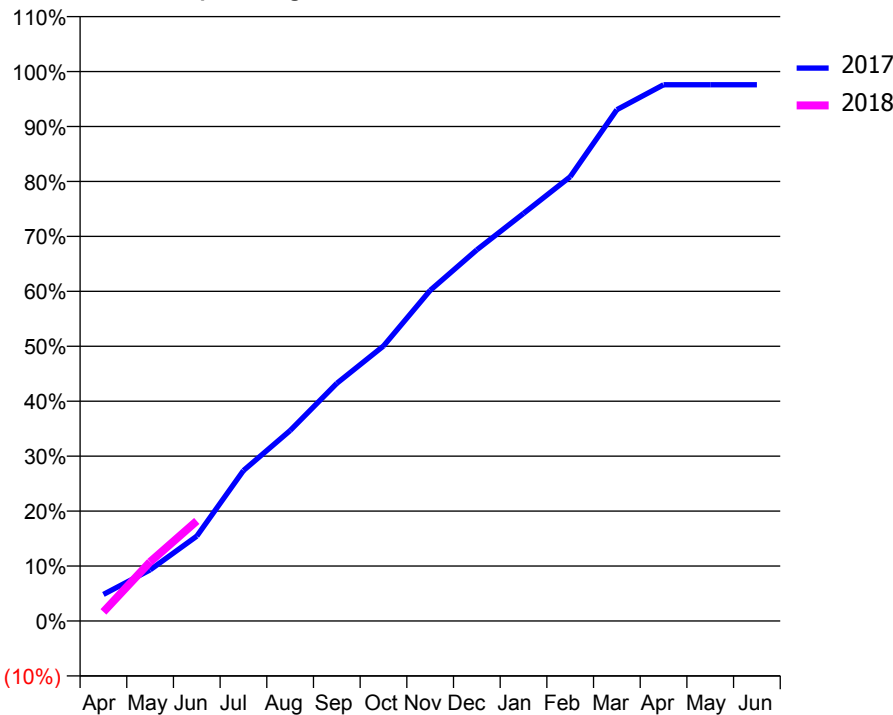
### ACCESS\*

Patients seen in 24 months	Total	Change since previous quarter
Quarter ending June 2016	2,225	
Quarter ending September 2016	2,173	↓
Quarter ending December 2016	2,084	↓
Quarter ending March 2017	2,009	↓
Quarter ending June 2017	2,002	→
<b>Variance since June 2016</b>	<b>(10.0%)</b>	<b>↓</b>



### ACTIVITY

Cumulative percentage of contracted UDA delivered 2017 & 2018



Month	Adjusted Scheduled Activity (UDA)	
	2017	2018
April	242	83
May	466	538
June	773	911
July	1,370	
August	1,734	
September	2,162	
October	2,503	
November	3,009	
December	3,377	
January	3,709	
February	4,043	
March	4,653	
April	4,879	
May	4,879	
June	4,879	

### QUALITY

	Quantity	Base Number	Contract	AT	Region	England
% of FP17s for the same patient ID Re-attending within 3 months - Children	14	390	3.6%	10.6%	11.6%	12.0%
% of FP17s for the same patient ID Re-attending within 3 months - Adults	59	391	15.1%	14.9%	15.9%	16.0%
% of FP17s for the same patient ID Re-attending between 3 & 9 months - Children	288	390	73.8%	59.9%	60.4%	58.0%
% of FP17s for the same patient ID Re-attending between 3 & 9 months - Adults	284	391	72.6%	52.2%	52.3%	50.9%
% of FP17s for Band 1 Urgent Courses	36	622	5.8%	10.0%	9.5%	9.1%
% of FP17s Relating to Free Repair or Replacements	3	622	0.5%	0.6%	0.7%	0.8%
% of FP17s Relating to Continuations	16	622	2.6%	1.1%	1.0%	1.1%
% of Patients satisfied with the dentistry they have received	3	4	N/A	93.1%	91.9%	91.7%
% of Patients satisfied with the time they had to wait for an appointment	3	4	N/A	87.9%	88.0%	88.0%

\* This is based on patients treated on this contract for their most recent course of treatment. Figures in italics indicate the base number of FP17s or Patient Questionnaire responses are less than 100. N/A is shown where the base number of responses is less than 10 during the period. % is calculated as Quantity/Base number\*100

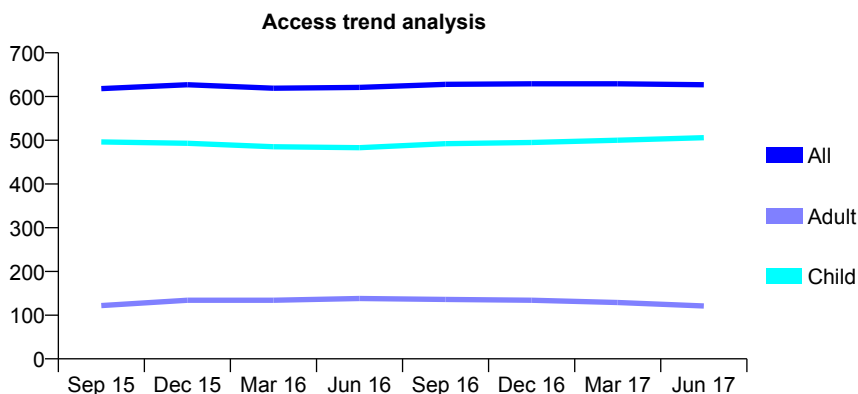
## Q70 - Vital Signs At a Glance Contract Report for 305154/0001 - June 2017

Name or company name	MR PD KENNY
Contract type name	GDS Contract
Purpose of contract	General
Contract start date	01/04/2006
Contract end date	

17/18 Contracted general activity (UDA)	1,350
Carry forward general activity (UDA)	0
17/18 Contracted orthodontic activity (UOA)	0
Carry forward orthodontic activity (UOA)	0
Baseline contract value	£28,616.49

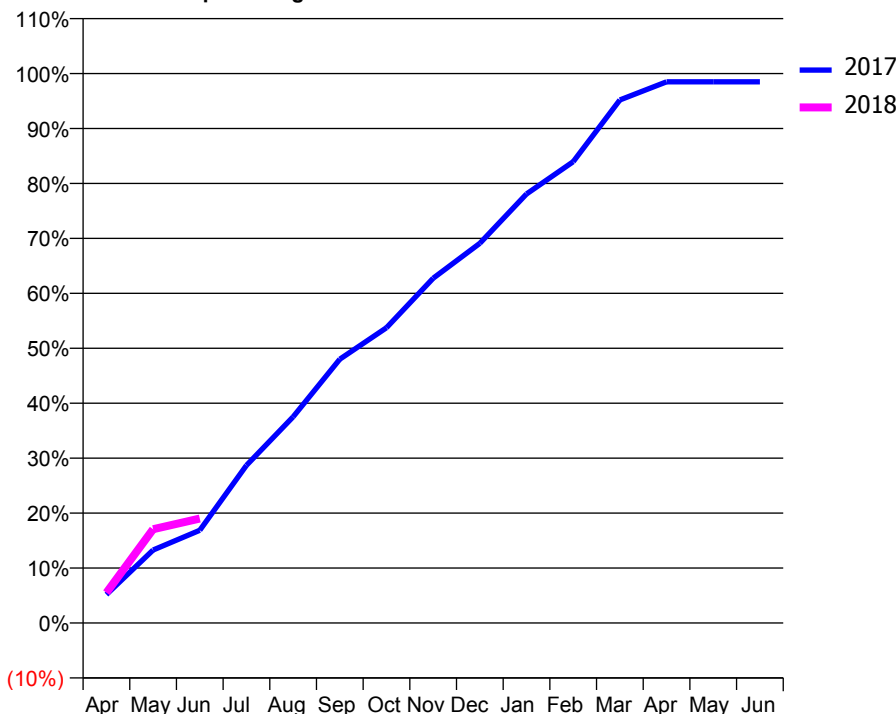
### ACCESS\*

Patients seen in 24 months	Total	Change since previous quarter
Quarter ending June 2016	621	
Quarter ending September 2016	628	→
Quarter ending December 2016	629	→
Quarter ending March 2017	629	→
Quarter ending June 2017	627	→
<b>Variance since June 2016</b>	<b>1.0%</b>	<b>→</b>



### ACTIVITY

Cumulative percentage of contracted UDA delivered 2017 & 2018



Month	Adjusted Scheduled Activity (UDA)	
	2017	2018
April	70	74
May	179	230
June	228	257
July	387	
August	507	
September	648	
October	725	
November	847	
December	933	
January	1,054	
February	1,133	
March	1,285	
April	1,330	
May	1,330	
June	1,330	

### QUALITY

	Quantity	Base Number	Contract	AT	Region	England
% of FP17s for the same patient ID Re-attending within 3 months - Children	21	226	9.3%	10.6%	11.6%	12.0%
% of FP17s for the same patient ID Re-attending within 3 months - Adults	5	25	20.0%	14.9%	15.9%	16.0%
% of FP17s for the same patient ID Re-attending between 3 & 9 months - Children	154	226	68.1%	59.9%	60.4%	58.0%
% of FP17s for the same patient ID Re-attending between 3 & 9 months - Adults	13	25	52.0%	52.2%	52.3%	50.9%
% of FP17s for Band 1 Urgent Courses	8	215	3.7%	10.0%	9.5%	9.1%
% of FP17s Relating to Free Repair or Replacements	0	215	0.0%	0.6%	0.7%	0.8%
% of FP17s Relating to Continuations	1	215	0.5%	1.1%	1.0%	1.1%
% of Patients satisfied with the dentistry they have received	0	0	N/A	93.1%	91.9%	91.7%
% of Patients satisfied with the time they had to wait for an appointment	0	0	N/A	87.9%	88.0%	88.0%

\* This is based on patients treated on this contract for their most recent course of treatment. Figures in italics indicate the base number of FP17s or Patient Questionnaire responses are less than 100. N/A is shown where the base number of responses is less than 10 during the period. % is calculated as Quantity/Base number\*100



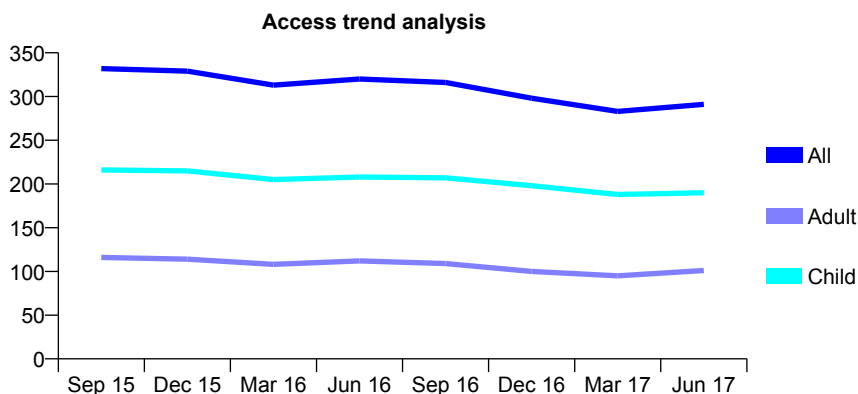
## Q70 - Vital Signs At a Glance Contract Report for 305650/0001 - June 2017

Name or company name	MR SP KING
Contract type name	GDS Contract
Purpose of contract	General
Contract start date	01/10/2012
Contract end date	

17/18 Contracted general activity (UDA)	650
Carry forward general activity (UDA)	0
17/18 Contracted orthodontic activity (UOA)	0
Carry forward orthodontic activity (UOA)	0
Baseline contract value	£15,075.44

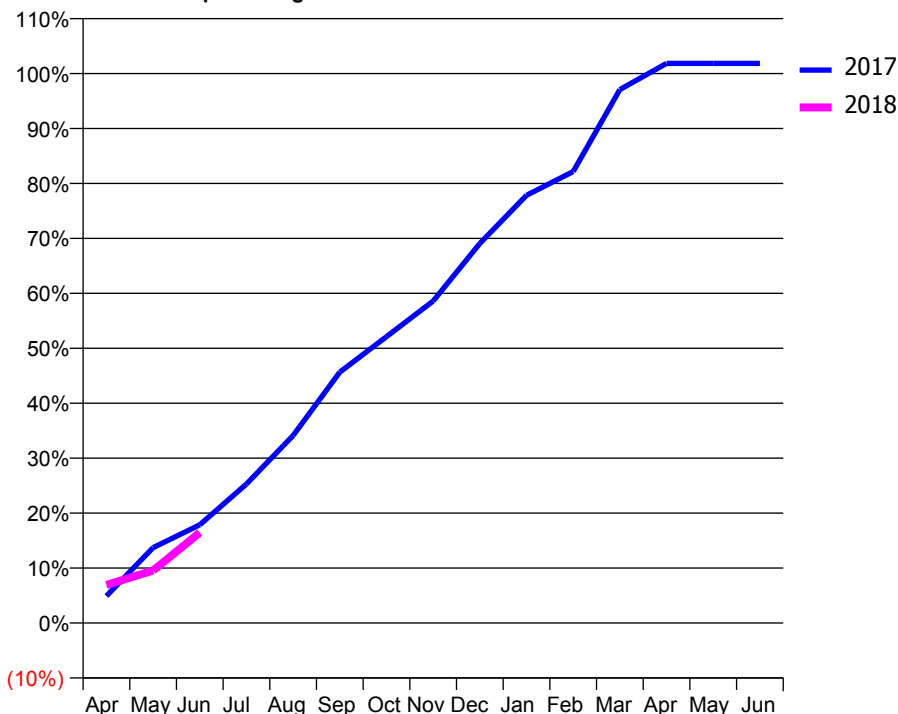
### ACCESS\*

Patients seen in 24 months	Total	Change since previous quarter
Quarter ending June 2016	320	
Quarter ending September 2016	316	↓
Quarter ending December 2016	298	↓
Quarter ending March 2017	283	↓
Quarter ending June 2017	291	↑
<b>Variance since June 2016</b>	<b>(9.1%)</b>	<b>↓</b>



### ACTIVITY

Cumulative percentage of contracted UDA delivered 2017 & 2018



Adjusted Scheduled Activity (UDA)

Month	2017	2018
April	32	45
May	89	62
June	116	107
July	164	
August	222	
September	297	
October	339	
November	381	
December	449	
January	506	
February	534	
March	631	
April	662	
May	662	
June	662	

### QUALITY

	Quantity	Base Number	Contract	AT	Region	England
% of FP17s for the same patient ID Re-attending within 3 months - Children	4	48	8.3%	10.6%	11.6%	12.0%
% of FP17s for the same patient ID Re-attending within 3 months - Adults	2	23	8.7%	14.9%	15.9%	16.0%
% of FP17s for the same patient ID Re-attending between 3 & 9 months - Children	28	48	58.3%	59.9%	60.4%	58.0%
% of FP17s for the same patient ID Re-attending between 3 & 9 months - Adults	7	23	30.4%	52.2%	52.3%	50.9%
% of FP17s for Band 1 Urgent Courses	0	57	0.0%	10.0%	9.5%	9.1%
% of FP17s Relating to Free Repair or Replacements	0	57	0.0%	0.6%	0.7%	0.8%
% of FP17s Relating to Continuations	1	57	1.8%	1.1%	1.0%	1.1%
% of Patients satisfied with the dentistry they have received	0	0	N/A	93.1%	91.9%	91.7%
% of Patients satisfied with the time they had to wait for an appointment	0	0	N/A	87.9%	88.0%	88.0%

\* This is based on patients treated on this contract for their most recent course of treatment. Figures in italics indicate the base number of FP17s or Patient Questionnaire responses are less than 100. N/A is shown where the base number of responses is less than 10 during the period. % is calculated as Quantity/Base number\*100

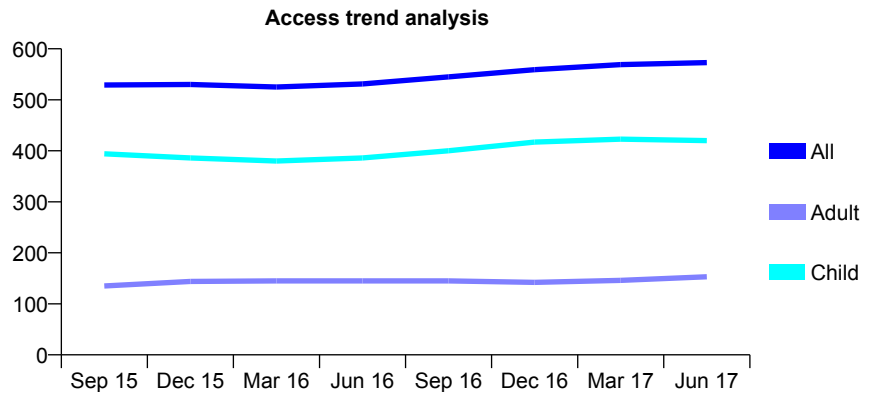
## Q70 - Vital Signs At a Glance Contract Report for 307181/0001 - June 2017

Name or company name	Denmead Dental
Contract type name	GDS Contract
Purpose of contract	General
Contract start date	01/04/2006
Contract end date	

17/18 Contracted general activity (UDA)	1,000
Carry forward general activity (UDA)	0
17/18 Contracted orthodontic activity (UOA)	0
Carry forward orthodontic activity (UOA)	0
Baseline contract value	£22,752.33

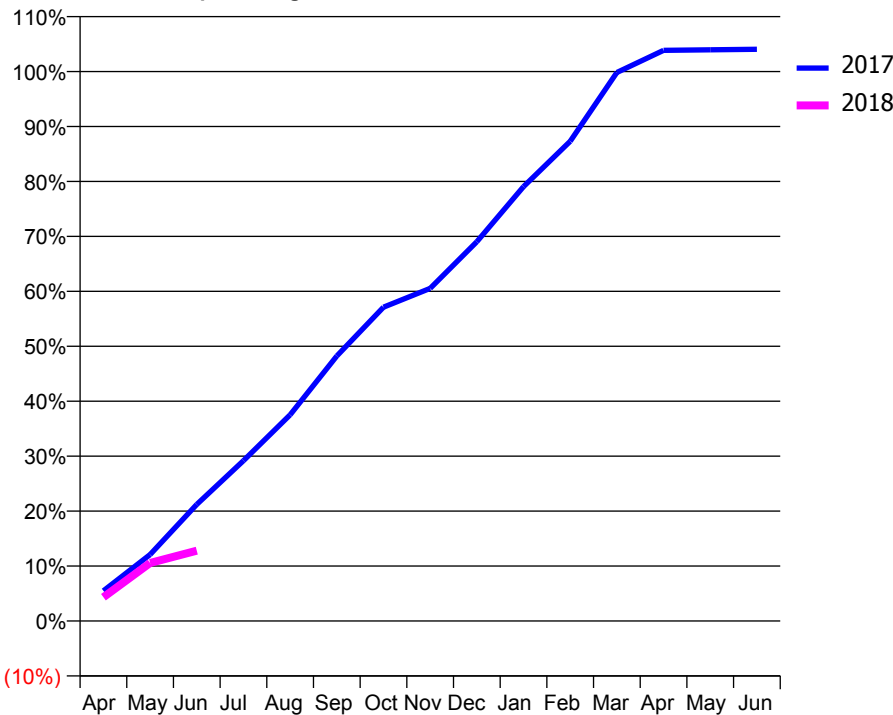
### ACCESS\*

Patients seen in 24 months	Total	Change since previous quarter
Quarter ending June 2016	531	
Quarter ending September 2016	545	↑
Quarter ending December 2016	559	↑
Quarter ending March 2017	569	→
Quarter ending June 2017	573	→
<b>Variance since June 2016</b>	<b>7.9%</b>	<b>↑</b>



### ACTIVITY

Cumulative percentage of contracted UDA delivered 2017 & 2018



Month	Adjusted Scheduled Activity (UDA)	
	2017	2018
April	55	43
May	121	106
June	212	128
July	292	
August	375	
September	482	
October	571	
November	605	
December	690	
January	790	
February	873	
March	998	
April	1,038	
May	1,039	
June	1,040	

### QUALITY

	Quantity	Base Number	Contract	AT	Region	England
% of FP17s for the same patient ID Re-attending within 3 months - Children	6	123	4.9%	10.6%	11.6%	12.0%
% of FP17s for the same patient ID Re-attending within 3 months - Adults	1	13	7.7%	14.9%	15.9%	16.0%
% of FP17s for the same patient ID Re-attending between 3 & 9 months - Children	95	123	77.2%	59.9%	60.4%	58.0%
% of FP17s for the same patient ID Re-attending between 3 & 9 months - Adults	3	13	23.1%	52.2%	52.3%	50.9%
% of FP17s for Band 1 Urgent Courses	5	99	5.1%	10.0%	9.5%	9.1%
% of FP17s Relating to Free Repair or Replacements	0	99	0.0%	0.6%	0.7%	0.8%
% of FP17s Relating to Continuations	0	99	0.0%	1.1%	1.0%	1.1%
% of Patients satisfied with the dentistry they have received	0	0	N/A	93.1%	91.9%	91.7%
% of Patients satisfied with the time they had to wait for an appointment	0	0	N/A	87.9%	88.0%	88.0%

\* This is based on patients treated on this contract for their most recent course of treatment. Figures in italics indicate the base number of FP17s or Patient Questionnaire responses are less than 100. N/A is shown where the base number of responses is less than 10 during the period. % is calculated as Quantity/Base number\*100

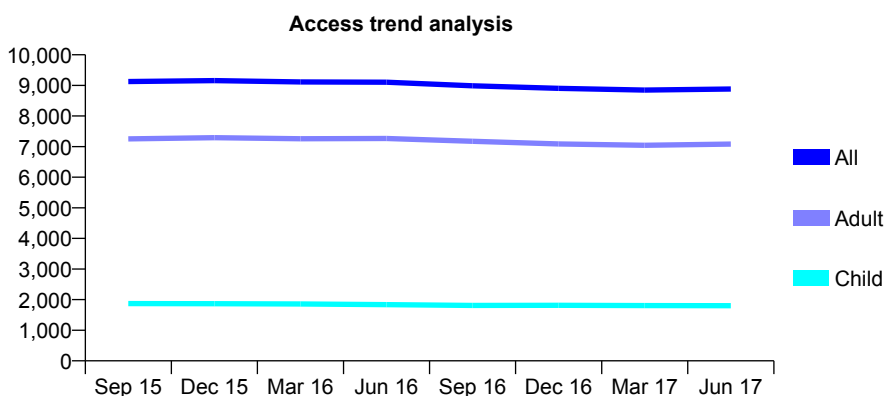
## Q70 - Vital Signs At a Glance Contract Report for 321532/0001 - June 2017

Name or company name	Maple House Dental Practice
Contract type name	GDS Contract
Purpose of contract	General
Contract start date	01/04/2006
Contract end date	

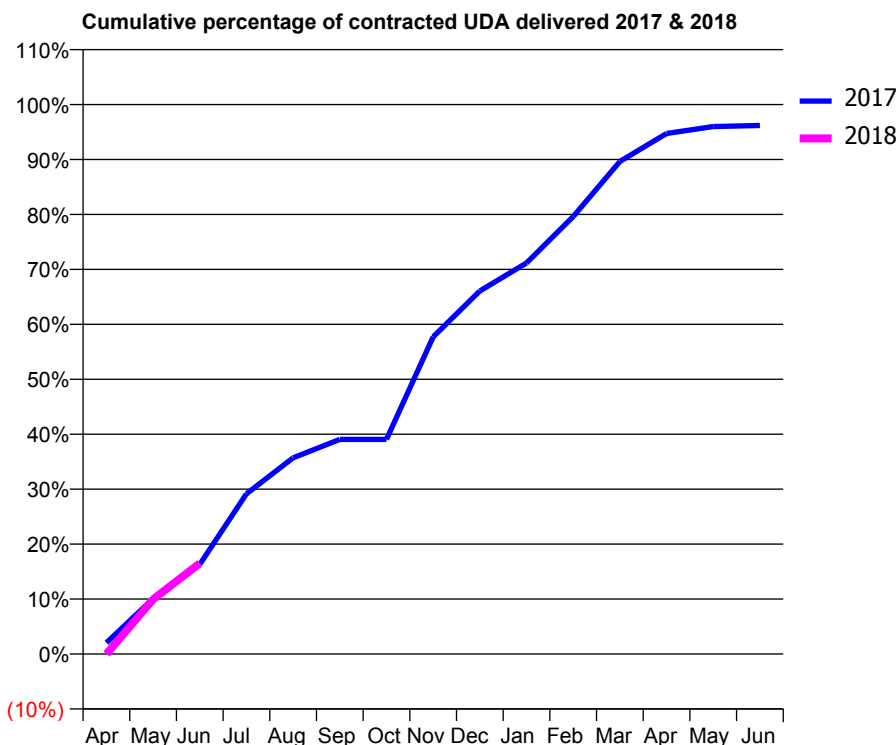
17/18 Contracted general activity (UDA)	25,659
Carry forward general activity (UDA)	0
17/18 Contracted orthodontic activity (UOA)	0
Carry forward orthodontic activity (UOA)	0
Baseline contract value	£561,012.78

### ACCESS\*

Patients seen in 24 months	Total	Change since previous quarter
Quarter ending June 2016	9,103	
Quarter ending September 2016	8,986	↓
Quarter ending December 2016	8,902	→
Quarter ending March 2017	8,848	→
Quarter ending June 2017	8,884	→
<b>Variance since June 2016</b>	<b>(2.4%)</b>	<b>↓</b>



### ACTIVITY



Month	Adjusted Scheduled Activity (UDA)	
	2017	2018
April	528	0
May	2,586	2,553
June	4,190	4,238
July	7,484	
August	9,164	
September	10,020	
October	10,020	
November	14,811	
December	16,951	
January	18,262	
February	20,426	
March	22,996	
April	24,305	
May	24,628	
June	24,682	

### QUALITY

	Quantity	Base Number	Contract	AT	Region	England
% of FP17s for the same patient ID Re-attending within 3 months - Children	48	746	6.4%	10.6%	11.6%	12.0%
% of FP17s for the same patient ID Re-attending within 3 months - Adults	354	2,729	13.0%	14.9%	15.9%	16.0%
% of FP17s for the same patient ID Re-attending between 3 & 9 months - Children	445	746	59.7%	59.9%	60.4%	58.0%
% of FP17s for the same patient ID Re-attending between 3 & 9 months - Adults	1,727	2,729	63.3%	52.2%	52.3%	50.9%
% of FP17s for Band 1 Urgent Courses	140	2,454	5.7%	10.0%	9.5%	9.1%
% of FP17s Relating to Free Repair or Replacements	30	2,454	1.2%	0.6%	0.7%	0.8%
% of FP17s Relating to Continuations	34	2,454	1.4%	1.1%	1.0%	1.1%
% of Patients satisfied with the dentistry they have received	12	12	100.0%	93.1%	91.9%	91.7%
% of Patients satisfied with the time they had to wait for an appointment	11	12	91.7%	87.9%	88.0%	88.0%

\* This is based on patients treated on this contract for their most recent course of treatment. Figures in italics indicate the base number of FP17s or Patient Questionnaire responses are less than 100. N/A is shown where the base number of responses is less than 10 during the period. % is calculated as Quantity/Base number\*100

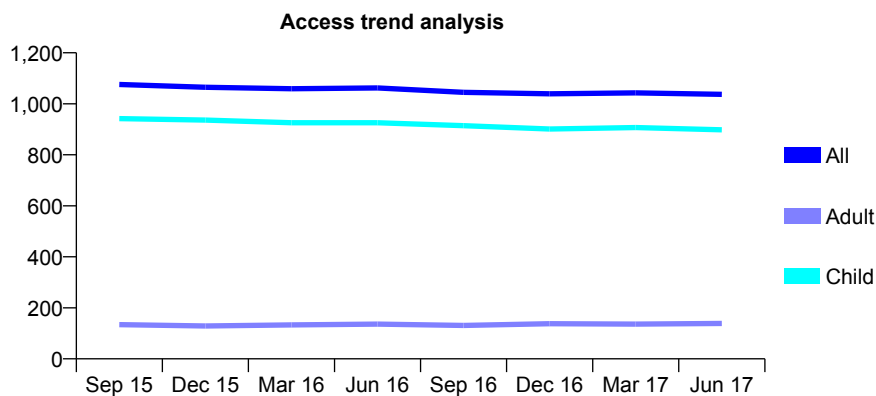
## Q70 - Vital Signs At a Glance Contract Report for 321788/0001 - June 2017

Name or company name	MR GH MORRIS
Contract type name	GDS Contract
Purpose of contract	General
Contract start date	01/04/2006
Contract end date	

17/18 Contracted general activity (UDA)	2,150
Carry forward general activity (UDA)	0
17/18 Contracted orthodontic activity (UOA)	0
Carry forward orthodontic activity (UOA)	0
Baseline contract value	£51,868.05

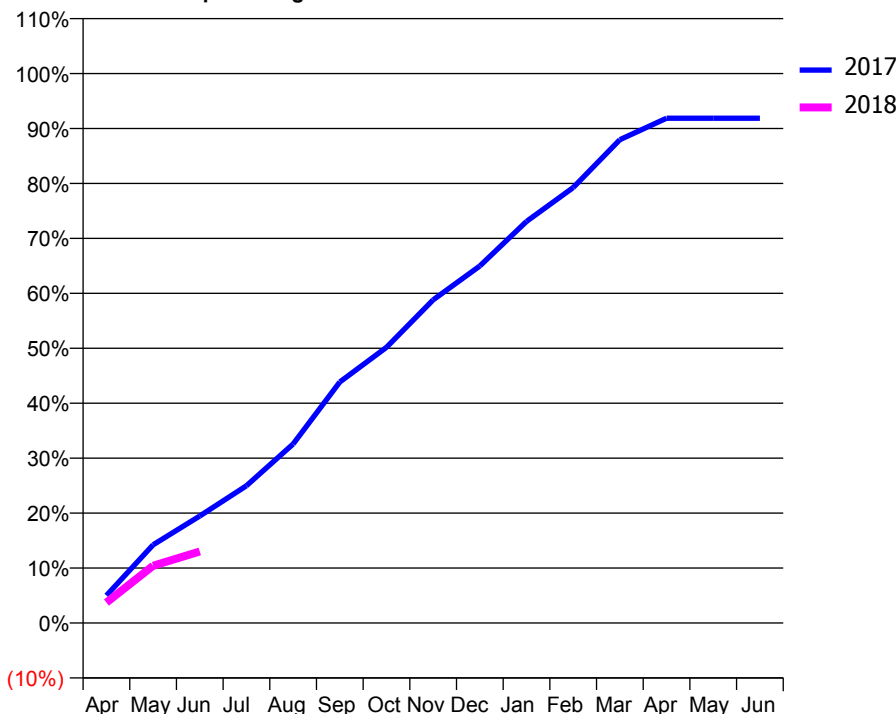
### ACCESS\*

Patients seen in 24 months	Total	Change since previous quarter
Quarter ending June 2016	1,062	
Quarter ending September 2016	1,045	↓
Quarter ending December 2016	1,039	→
Quarter ending March 2017	1,043	→
Quarter ending June 2017	1,037	→
<b>Variance since June 2016</b>	<b>(2.4%)</b>	<b>↓</b>



### ACTIVITY

Cumulative percentage of contracted UDA delivered 2017 & 2018



Month	Adjusted Scheduled Activity (UDA)	
	2017	2018
April	108	80
May	306	224
June	419	280
July	537	
August	701	
September	943	
October	1,079	
November	1,265	
December	1,397	
January	1,571	
February	1,704	
March	1,891	
April	1,975	
May	1,975	
June	1,975	

### QUALITY

	Quantity	Base Number	Contract	AT	Region	England
% of FP17s for the same patient ID Re-attending within 3 months - Children	23	287	8.0%	10.6%	11.6%	12.0%
% of FP17s for the same patient ID Re-attending within 3 months - Adults	2	15	13.3%	14.9%	15.9%	16.0%
% of FP17s for the same patient ID Re-attending between 3 & 9 months - Children	169	287	58.9%	59.9%	60.4%	58.0%
% of FP17s for the same patient ID Re-attending between 3 & 9 months - Adults	9	15	60.0%	52.2%	52.3%	50.9%
% of FP17s for Band 1 Urgent Courses	10	238	4.2%	10.0%	9.5%	9.1%
% of FP17s Relating to Free Repair or Replacements	0	238	0.0%	0.6%	0.7%	0.8%
% of FP17s Relating to Continuations	0	238	0.0%	1.1%	1.0%	1.1%
% of Patients satisfied with the dentistry they have received	0	0	N/A	93.1%	91.9%	91.7%
% of Patients satisfied with the time they had to wait for an appointment	0	0	N/A	87.9%	88.0%	88.0%

\* This is based on patients treated on this contract for their most recent course of treatment. Figures in italics indicate the base number of FP17s or Patient Questionnaire responses are less than 100. N/A is shown where the base number of responses is less than 10 during the period. % is calculated as Quantity/Base number\*100

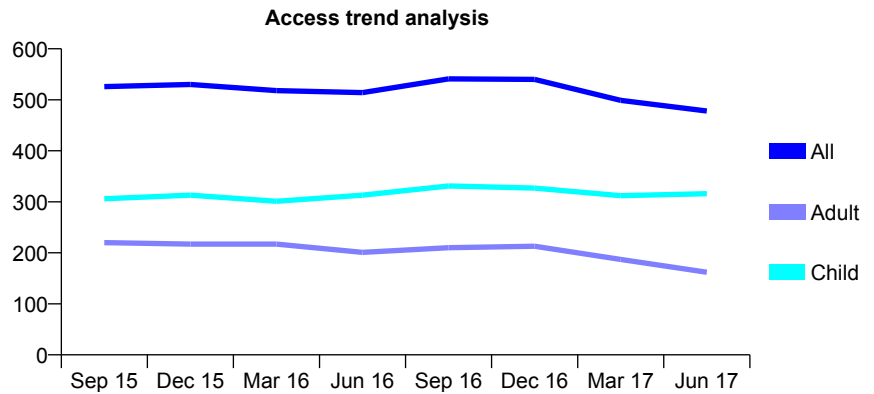
## Q70 - Vital Signs At a Glance Contract Report for 321974/0001 - June 2017

Name or company name	MR AE INMAN
Contract type name	GDS Contract
Purpose of contract	General
Contract start date	01/04/2006
Contract end date	

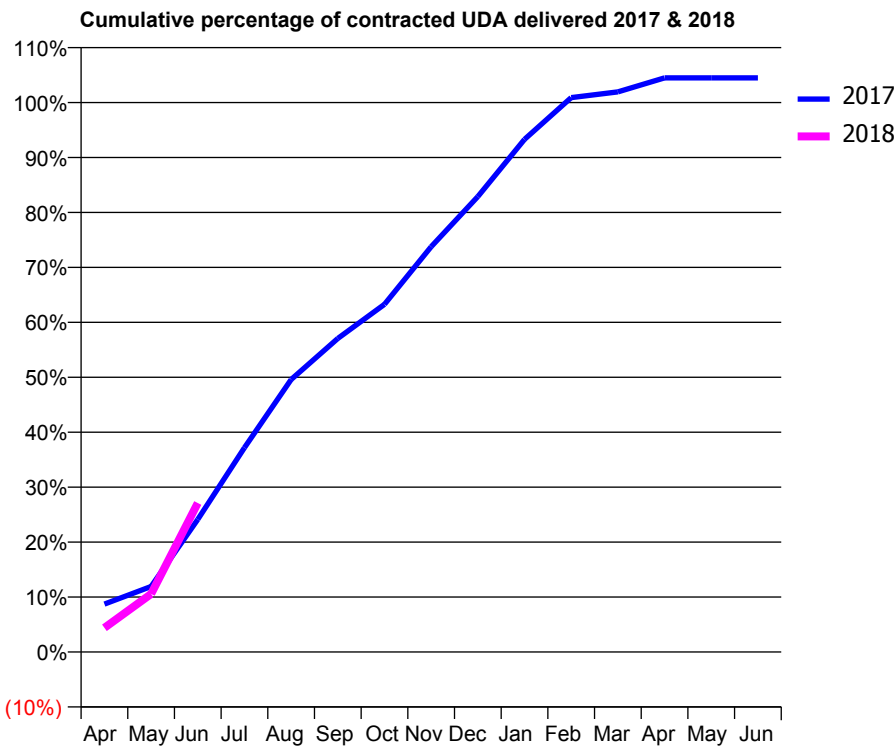
17/18 Contracted general activity (UDA)	782
Carry forward general activity (UDA)	0
17/18 Contracted orthodontic activity (UOA)	0
Carry forward orthodontic activity (UOA)	0
Baseline contract value	£19,400.06

### ACCESS\*

Patients seen in 24 months	Total	Change since previous quarter
Quarter ending June 2016	514	
Quarter ending September 2016	541	↑
Quarter ending December 2016	540	→
Quarter ending March 2017	499	↓
Quarter ending June 2017	478	↓
<b>Variance since June 2016</b>	<b>(7.0%)</b>	<b>↓</b>



### ACTIVITY



Adjusted Scheduled Activity (UDA)		
Month	2017	2018
April	68	34
May	93	83
June	189	212
July	291	
August	388	
September	446	
October	495	
November	577	
December	648	
January	730	
February	789	
March	797	
April	817	
May	817	
June	817	

### QUALITY

	Quantity	Base Number	Contract	AT	Region	England
% of FP17s for the same patient ID Re-attending within 3 months - Children	16	170	9.4%	10.6%	11.6%	12.0%
% of FP17s for the same patient ID Re-attending within 3 months - Adults	0	10	0.0%	14.9%	15.9%	16.0%
% of FP17s for the same patient ID Re-attending between 3 & 9 months - Children	111	170	65.3%	59.9%	60.4%	58.0%
% of FP17s for the same patient ID Re-attending between 3 & 9 months - Adults	0	10	0.0%	52.2%	52.3%	50.9%
% of FP17s for Band 1 Urgent Courses	15	165	9.1%	10.0%	9.5%	9.1%
% of FP17s Relating to Free Repair or Replacements	0	165	0.0%	0.6%	0.7%	0.8%
% of FP17s Relating to Continuations	0	165	0.0%	1.1%	1.0%	1.1%
% of Patients satisfied with the dentistry they have received	2	2	N/A	93.1%	91.9%	91.7%
% of Patients satisfied with the time they had to wait for an appointment	2	2	N/A	87.9%	88.0%	88.0%

\* This is based on patients treated on this contract for their most recent course of treatment. Figures in italics indicate the base number of FP17s or Patient Questionnaire responses are less than 100. N/A is shown where the base number of responses is less than 10 during the period. % is calculated as Quantity/Base number\*100

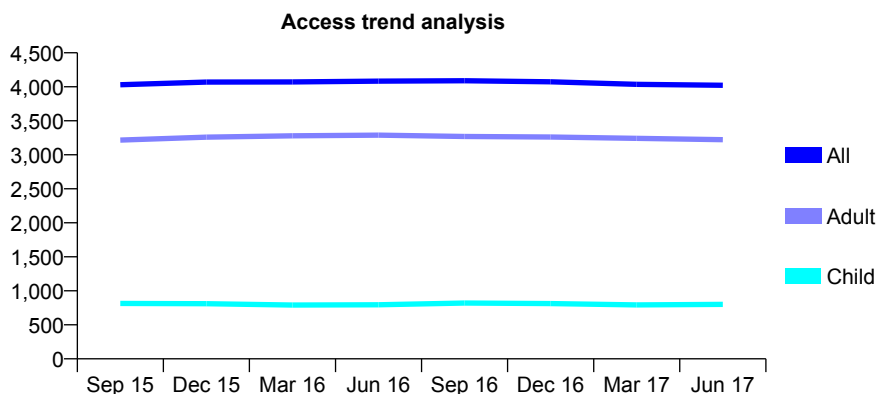
## Q70 - Vital Signs At a Glance Contract Report for 323551/0001 - June 2017

Name or company name	Thistledene Dental Practice
Contract type name	GDS Contract
Purpose of contract	General
Contract start date	01/04/2006
Contract end date	

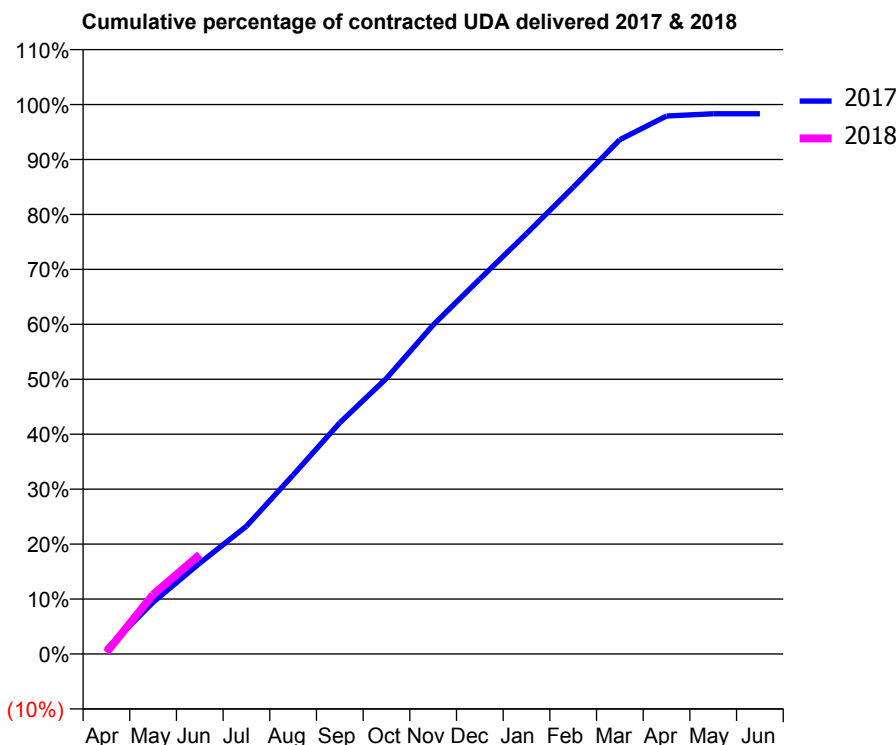
17/18 Contracted general activity (UDA)	14,000
Carry forward general activity (UDA)	0
17/18 Contracted orthodontic activity (UOA)	0
Carry forward orthodontic activity (UOA)	0
Baseline contract value	£353,646.54

### ACCESS\*

Patients seen in 24 months	Total	Change since previous quarter
Quarter ending June 2016	4,084	
Quarter ending September 2016	4,089	→
Quarter ending December 2016	4,074	→
Quarter ending March 2017	4,037	→
Quarter ending June 2017	4,023	→
<b>Variance since June 2016</b>	<b>(1.5%)</b>	<b>↓</b>



### ACTIVITY



Month	Adjusted Scheduled Activity (UDA)	
	2017	2018
April	116	44
May	1,321	1,514
June	2,314	2,533
July	3,255	
August	4,562	
September	5,894	
October	7,023	
November	8,383	
December	9,556	
January	10,712	
February	11,892	
March	13,105	
April	13,706	
May	13,763	
June	13,763	

### QUALITY

	Quantity	Base Number	Contract	AT	Region	England
% of FP17s for the same patient ID Re-attending within 3 months - Children	21	305	6.9%	10.6%	11.6%	12.0%
% of FP17s for the same patient ID Re-attending within 3 months - Adults	197	1,209	16.3%	14.9%	15.9%	16.0%
% of FP17s for the same patient ID Re-attending between 3 & 9 months - Children	201	305	65.9%	59.9%	60.4%	58.0%
% of FP17s for the same patient ID Re-attending between 3 & 9 months - Adults	850	1,209	70.3%	52.2%	52.3%	50.9%
% of FP17s for Band 1 Urgent Courses	41	1,185	3.5%	10.0%	9.5%	9.1%
% of FP17s Relating to Free Repair or Replacements	11	1,185	0.9%	0.6%	0.7%	0.8%
% of FP17s Relating to Continuations	25	1,185	2.1%	1.1%	1.0%	1.1%
% of Patients satisfied with the dentistry they have received	9	9	N/A	93.1%	91.9%	91.7%
% of Patients satisfied with the time they had to wait for an appointment	6	9	N/A	87.9%	88.0%	88.0%

\* This is based on patients treated on this contract for their most recent course of treatment. Figures in italics indicate the base number of FP17s or Patient Questionnaire responses are less than 100. N/A is shown where the base number of responses is less than 10 during the period. % is calculated as Quantity/Base number\*100

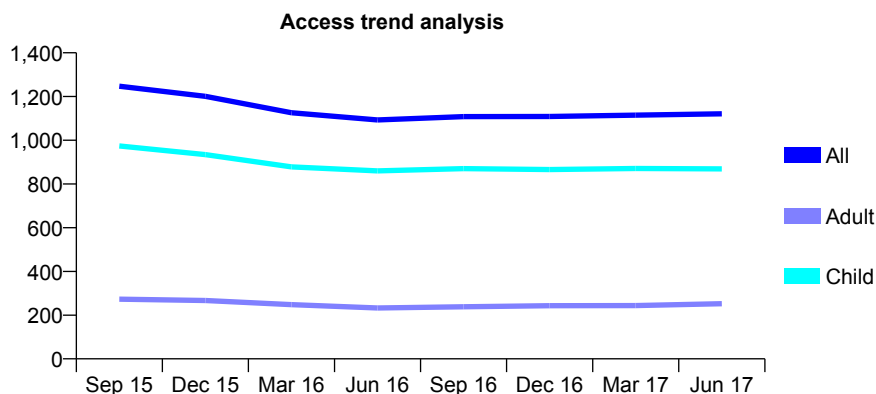
## Q70 - Vital Signs At a Glance Contract Report for 324094/0001 - June 2017

Name or company name	MISS SJ WESTHEAD
Contract type name	GDS Contract
Purpose of contract	General
Contract start date	01/04/2006
Contract end date	

17/18 Contracted general activity (UDA)	2,935
Carry forward general activity (UDA)	0
17/18 Contracted orthodontic activity (UOA)	0
Carry forward orthodontic activity (UOA)	0
Baseline contract value	£71,070.32

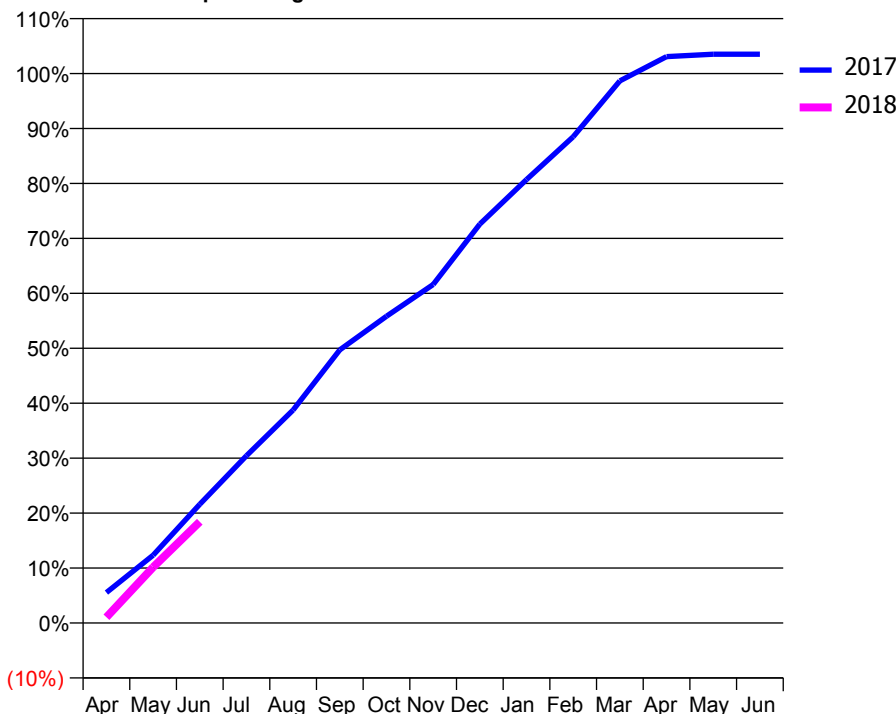
### ACCESS\*

Patients seen in 24 months	Total	Change since previous quarter
Quarter ending June 2016	1,093	
Quarter ending September 2016	1,108	→
Quarter ending December 2016	1,109	→
Quarter ending March 2017	1,115	→
Quarter ending June 2017	1,121	→
<b>Variance since June 2016</b>	<b>2.6%</b>	<b>↑</b>



### ACTIVITY

Cumulative percentage of contracted UDA delivered 2017 & 2018



Month	Adjusted Scheduled Activity (UDA)	
	2017	2018
April	163	31
May	362	298
June	635	541
July	894	
August	1,138	
September	1,459	
October	1,639	
November	1,808	
December	2,131	
January	2,369	
February	2,597	
March	2,896	
April	3,025	
May	3,038	
June	3,038	

### QUALITY

	Quantity	Base Number	Contract	AT	Region	England
% of FP17s for the same patient ID Re-attending within 3 months - Children	38	407	9.3%	10.6%	11.6%	12.0%
% of FP17s for the same patient ID Re-attending within 3 months - Adults	12	56	21.4%	14.9%	15.9%	16.0%
% of FP17s for the same patient ID Re-attending between 3 & 9 months - Children	299	407	73.5%	59.9%	60.4%	58.0%
% of FP17s for the same patient ID Re-attending between 3 & 9 months - Adults	32	56	57.1%	52.2%	52.3%	50.9%
% of FP17s for Band 1 Urgent Courses	11	395	2.8%	10.0%	9.5%	9.1%
% of FP17s Relating to Free Repair or Replacements	0	395	0.0%	0.6%	0.7%	0.8%
% of FP17s Relating to Continuations	0	395	0.0%	1.1%	1.0%	1.1%
% of Patients satisfied with the dentistry they have received	3	3	N/A	93.1%	91.9%	91.7%
% of Patients satisfied with the time they had to wait for an appointment	3	3	N/A	87.9%	88.0%	88.0%

\* This is based on patients treated on this contract for their most recent course of treatment. Figures in italics indicate the base number of FP17s or Patient Questionnaire responses are less than 100. N/A is shown where the base number of responses is less than 10 during the period. % is calculated as Quantity/Base number\*100

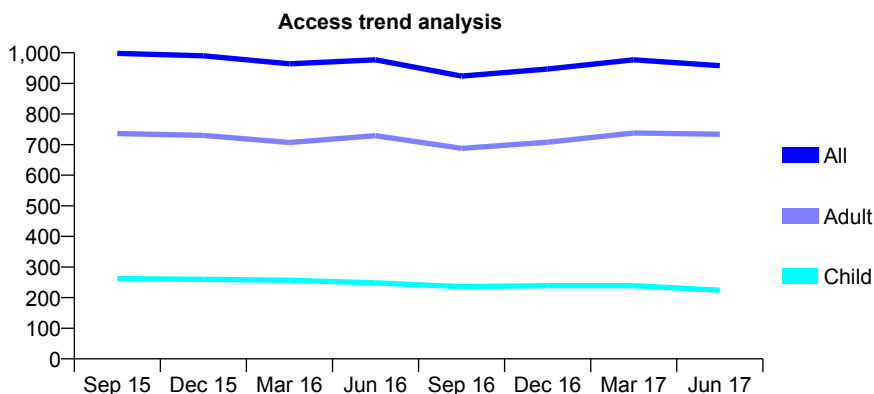
## Q70 - Vital Signs At a Glance Contract Report for 325503/0001 - June 2017

Name or company name	MISS SM SHAWKAT
Contract type name	GDS Contract
Purpose of contract	General
Contract start date	01/04/2006
Contract end date	

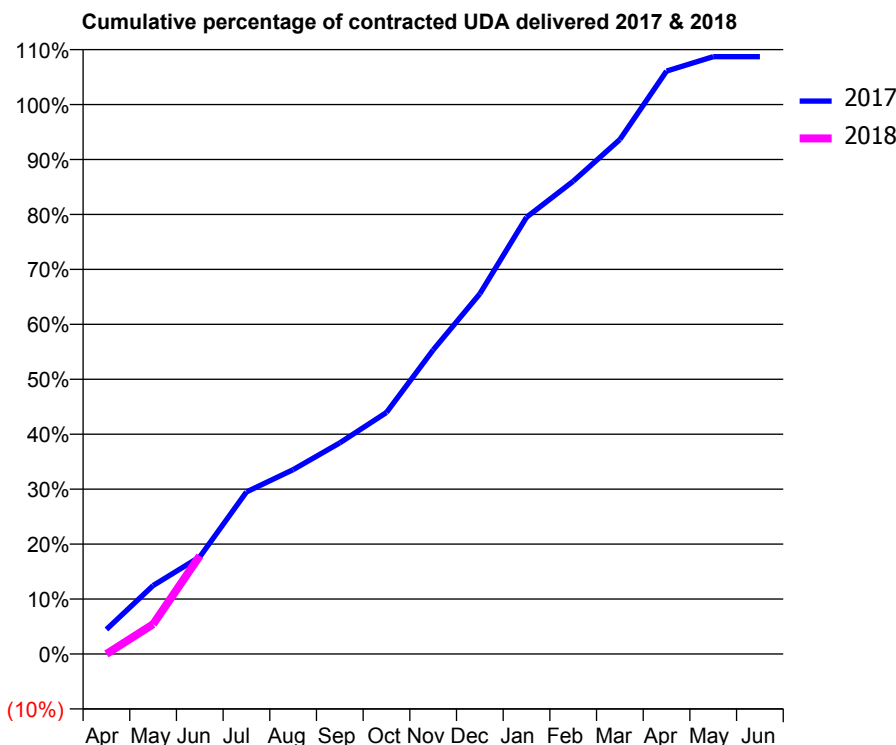
17/18 Contracted general activity (UDA)	1,478
Carry forward general activity (UDA)	0
17/18 Contracted orthodontic activity (UOA)	0
Carry forward orthodontic activity (UOA)	0
Baseline contract value	£35,558.12

### ACCESS\*

Patients seen in 24 months	Total	Change since previous quarter
Quarter ending June 2016	977	
Quarter ending September 2016	924	↓
Quarter ending December 2016	947	↑
Quarter ending March 2017	977	↑
Quarter ending June 2017	958	↓
<b>Variance since June 2016</b>	<b>(1.9%)</b>	<b>↓</b>



### ACTIVITY



Adjusted Scheduled Activity (UDA)		
Month	2017	2018
April	66	0
May	184	80
June	261	264
July	436	
August	496	
September	568	
October	650	
November	818	
December	969	
January	1,175	
February	1,272	
March	1,384	
April	1,568	
May	1,607	
June	1,607	

### QUALITY

	Quantity	Base Number	Contract	AT	Region	England
% of FP17s for the same patient ID Re-attending within 3 months - Children	4	44	9.1%	10.6%	11.6%	12.0%
% of FP17s for the same patient ID Re-attending within 3 months - Adults	8	163	4.9%	14.9%	15.9%	16.0%
% of FP17s for the same patient ID Re-attending between 3 & 9 months - Children	18	44	40.9%	59.9%	60.4%	58.0%
% of FP17s for the same patient ID Re-attending between 3 & 9 months - Adults	42	163	25.8%	52.2%	52.3%	50.9%
% of FP17s for Band 1 Urgent Courses	1	107	0.9%	10.0%	9.5%	9.1%
% of FP17s Relating to Free Repair or Replacements	0	107	0.0%	0.6%	0.7%	0.8%
% of FP17s Relating to Continuations	0	107	0.0%	1.1%	1.0%	1.1%
% of Patients satisfied with the dentistry they have received	1	1	N/A	93.1%	91.9%	91.7%
% of Patients satisfied with the time they had to wait for an appointment	1	1	N/A	87.9%	88.0%	88.0%

\* This is based on patients treated on this contract for their most recent course of treatment. Figures in italics indicate the base number of FP17s or Patient Questionnaire responses are less than 100. N/A is shown where the base number of responses is less than 10 during the period. % is calculated as Quantity/Base number\*100



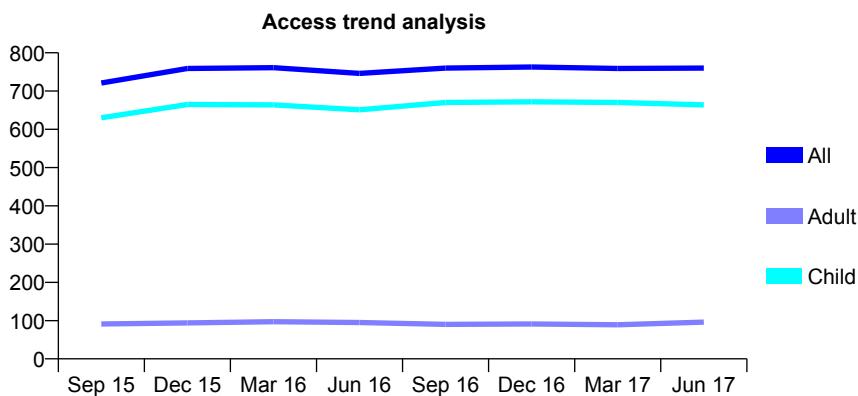
## Q70 - Vital Signs At a Glance Contract Report for 326518/0001 - June 2017

Name or company name	MR KR BROWN
Contract type name	GDS Contract
Purpose of contract	General
Contract start date	01/04/2006
Contract end date	

17/18 Contracted general activity (UDA)	1,150
Carry forward general activity (UDA)	0
17/18 Contracted orthodontic activity (UOA)	0
Carry forward orthodontic activity (UOA)	0
Baseline contract value	£27,750.68

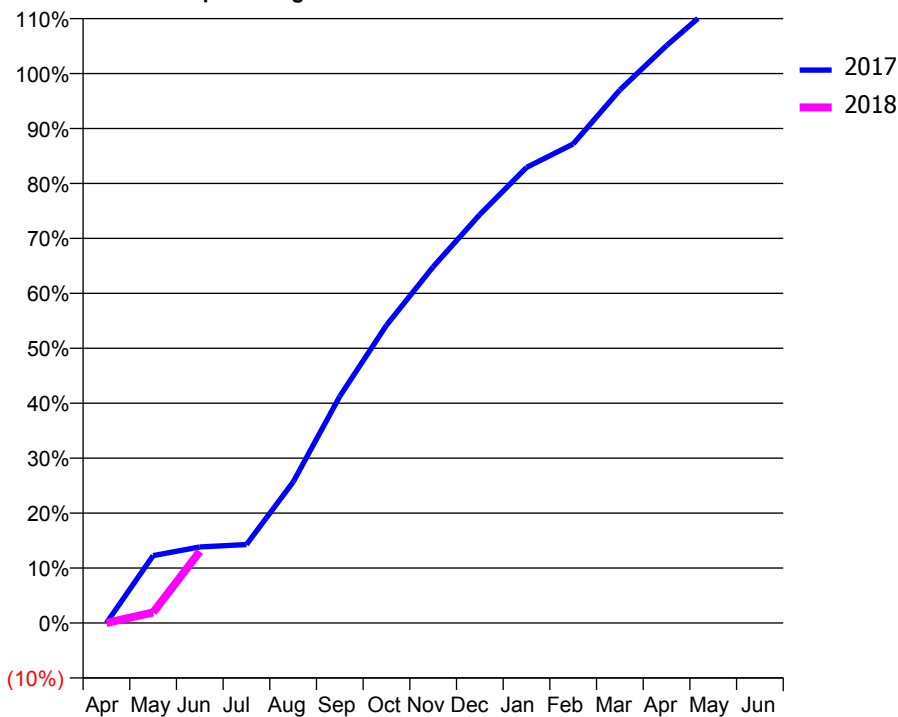
### ACCESS\*

Patients seen in 24 months	Total	Change since previous quarter
Quarter ending June 2016	746	
Quarter ending September 2016	760	→
Quarter ending December 2016	763	→
Quarter ending March 2017	759	→
Quarter ending June 2017	760	→
<b>Variance since June 2016</b>	<b>1.9%</b>	<b>→</b>



### ACTIVITY

Cumulative percentage of contracted UDA delivered 2017 & 2018



Month	Adjusted Scheduled Activity (UDA)	
	2017	2018
April	0	0
May	141	22
June	159	150
July	164	
August	295	
September	475	
October	623	
November	745	
December	855	
January	953	
February	1,003	
March	1,116	
April	1,209	
May	1,293	
June	1,293	

### QUALITY

	Quantity	Base Number	Contract	AT	Region	England
% of FP17s for the same patient ID Re-attending within 3 months - Children	10	241	4.1%	10.6%	11.6%	12.0%
% of FP17s for the same patient ID Re-attending within 3 months - Adults	0	11	0.0%	14.9%	15.9%	16.0%
% of FP17s for the same patient ID Re-attending between 3 & 9 months - Children	175	241	72.6%	59.9%	60.4%	58.0%
% of FP17s for the same patient ID Re-attending between 3 & 9 months - Adults	9	11	81.8%	52.2%	52.3%	50.9%
% of FP17s for Band 1 Urgent Courses	4	125	3.2%	10.0%	9.5%	9.1%
% of FP17s Relating to Free Repair or Replacements	0	125	0.0%	0.6%	0.7%	0.8%
% of FP17s Relating to Continuations	0	125	0.0%	1.1%	1.0%	1.1%
% of Patients satisfied with the dentistry they have received	0	0	N/A	93.1%	91.9%	91.7%
% of Patients satisfied with the time they had to wait for an appointment	0	0	N/A	87.9%	88.0%	88.0%

\* This is based on patients treated on this contract for their most recent course of treatment. Figures in italics indicate the base number of FP17s or Patient Questionnaire responses are less than 100. N/A is shown where the base number of responses is less than 10 during the period. % is calculated as Quantity/Base number\*100

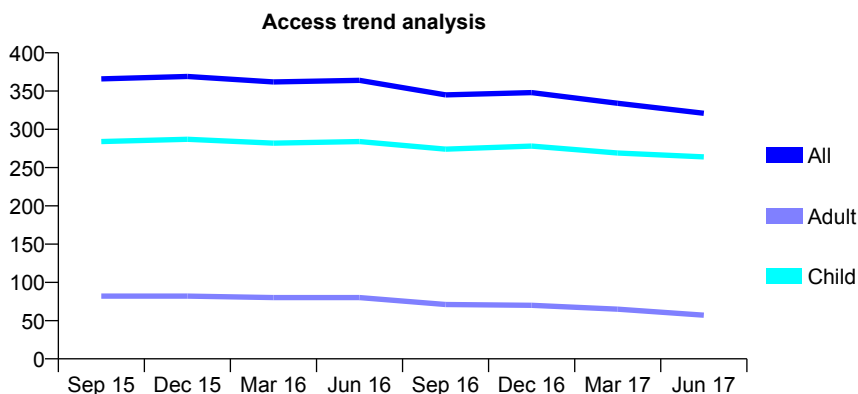
## Q70 - Vital Signs At a Glance Contract Report for 328960/0001 - June 2017

Name or company name	MR SC BELFORD
Contract type name	GDS Contract
Purpose of contract	General and Orthodontic
Contract start date	01/04/2006
Contract end date	

17/18 Contracted general activity (UDA)	750
Carry forward general activity (UDA)	0
17/18 Contracted orthodontic activity (UOA)	0
Carry forward orthodontic activity (UOA)	0
Baseline contract value	£17,749.28

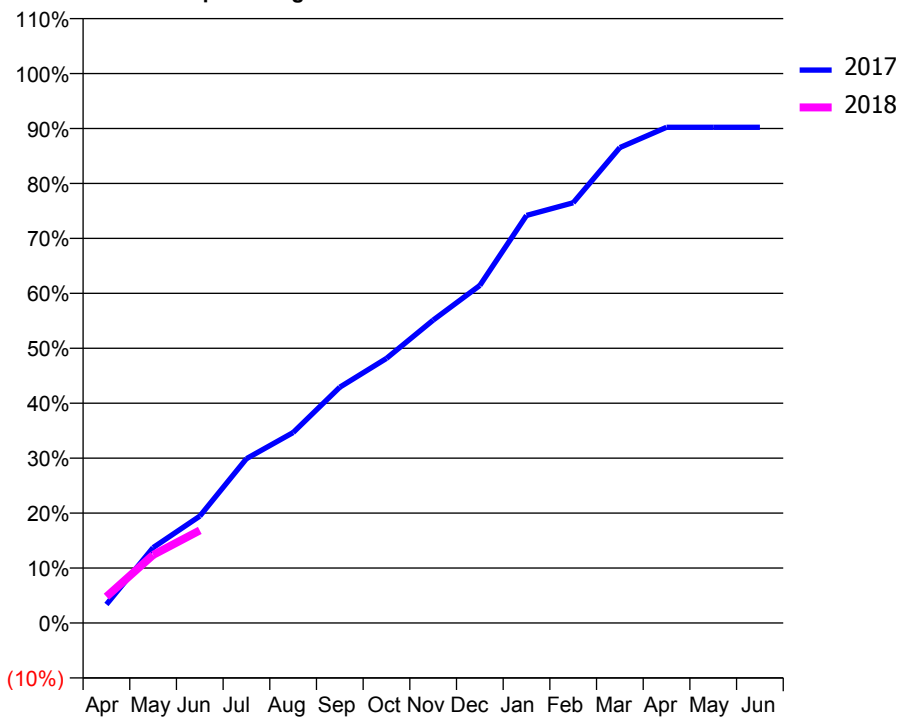
### ACCESS\*

Patients seen in 24 months	Total	Change since previous quarter
Quarter ending June 2016	364	
Quarter ending September 2016	345	↓
Quarter ending December 2016	348	→
Quarter ending March 2017	334	↓
Quarter ending June 2017	321	↓
<b>Variance since June 2016</b>	<b>(11.8%)</b>	<b>↓</b>



### ACTIVITY

Cumulative percentage of contracted UDA delivered 2017 & 2018



Month	Adjusted Scheduled Activity (UDA)	
	2017	2018
April	25	36
May	103	93
June	146	126
July	224	
August	260	
September	322	
October	361	
November	413	
December	461	
January	556	
February	574	
March	649	
April	677	
May	677	
June	677	

### QUALITY

	Quantity	Base Number	Contract	AT	Region	England
% of FP17s for the same patient ID Re-attending within 3 months - Children	9	97	9.3%	10.6%	11.6%	12.0%
% of FP17s for the same patient ID Re-attending within 3 months - Adults	4	13	30.8%	14.9%	15.9%	16.0%
% of FP17s for the same patient ID Re-attending between 3 & 9 months - Children	63	97	64.9%	59.9%	60.4%	58.0%
% of FP17s for the same patient ID Re-attending between 3 & 9 months - Adults	5	13	38.5%	52.2%	52.3%	50.9%
% of FP17s for Band 1 Urgent Courses	2	91	2.2%	10.0%	9.5%	9.1%
% of FP17s Relating to Free Repair or Replacements	0	91	0.0%	0.6%	0.7%	0.8%
% of FP17s Relating to Continuations	0	91	0.0%	1.1%	1.0%	1.1%
% of Patients satisfied with the dentistry they have received	0	0	N/A	93.1%	91.9%	91.7%
% of Patients satisfied with the time they had to wait for an appointment	0	0	N/A	87.9%	88.0%	88.0%

\* This is based on patients treated on this contract for their most recent course of treatment. Figures in italics indicate the base number of FP17s or Patient Questionnaire responses are less than 100. N/A is shown where the base number of responses is less than 10 during the period. % is calculated as Quantity/Base number\*100

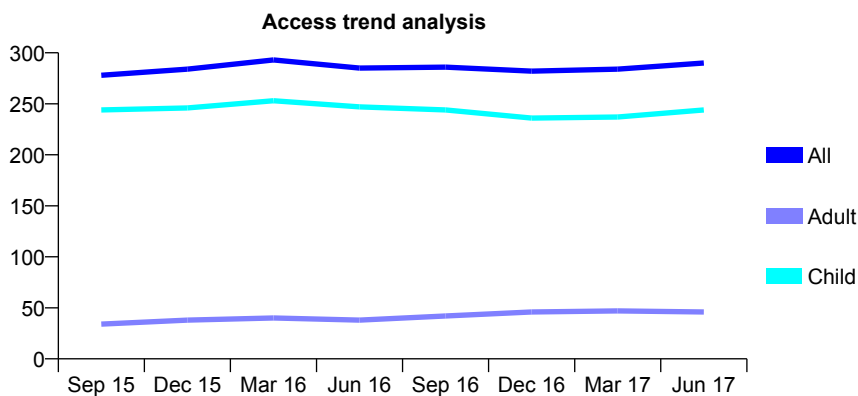
## Q70 - Vital Signs At a Glance Contract Report for 331120/0001 - June 2017

Name or company name	MR GM WHITTINGHAM
Contract type name	GDS Contract
Purpose of contract	General
Contract start date	01/04/2006
Contract end date	

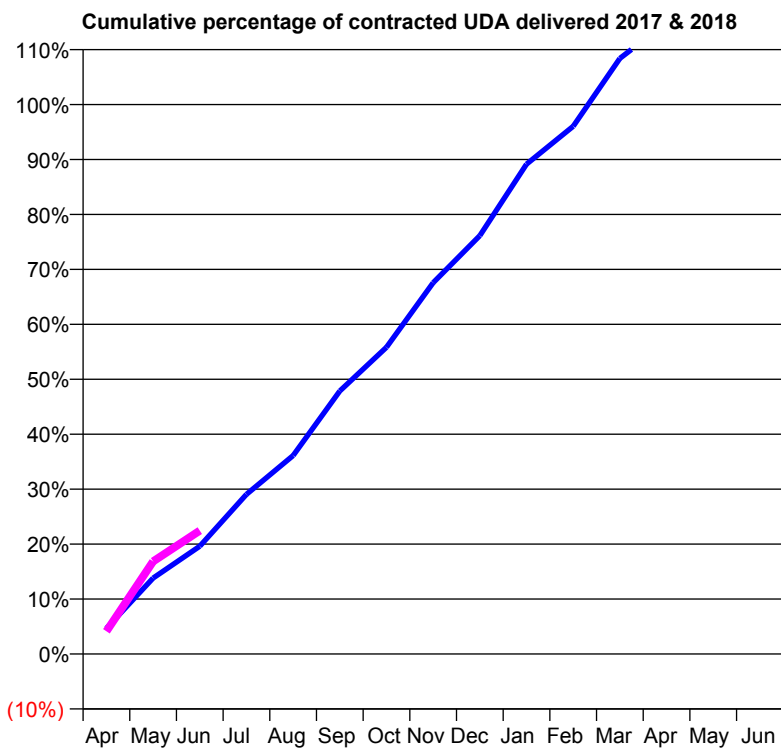
17/18 Contracted general activity (UDA)	470
Carry forward general activity (UDA)	0
17/18 Contracted orthodontic activity (UOA)	0
Carry forward orthodontic activity (UOA)	0
Baseline contract value	£10,657.81

### ACCESS\*

Patients seen in 24 months	Total	Change since previous quarter
Quarter ending June 2016	285	
Quarter ending September 2016	286	→
Quarter ending December 2016	282	↓
Quarter ending March 2017	284	→
Quarter ending June 2017	290	↑
<b>Variance since June 2016</b>	<b>1.8%</b>	<b>→</b>



### ACTIVITY



Month	Adjusted Scheduled Activity (UDA)	
	2017	2018
April	22	19
May	65	79
June	92	106
July	137	
August	170	
September	225	
October	262	
November	318	
December	358	
January	419	
February	451	
March	509	
April	540	
May	540	
June	540	

### QUALITY

	Quantity	Base Number	Contract	AT	Region	England
% of FP17s for the same patient ID Re-attending within 3 months - Children	7	103	6.8%	10.6%	11.6%	12.0%
% of FP17s for the same patient ID Re-attending within 3 months - Adults	1	5	20.0%	14.9%	15.9%	16.0%
% of FP17s for the same patient ID Re-attending between 3 & 9 months - Children	71	103	68.9%	59.9%	60.4%	58.0%
% of FP17s for the same patient ID Re-attending between 3 & 9 months - Adults	3	5	60.0%	52.2%	52.3%	50.9%
% of FP17s for Band 1 Urgent Courses	8	88	9.1%	10.0%	9.5%	9.1%
% of FP17s Relating to Free Repair or Replacements	0	88	0.0%	0.6%	0.7%	0.8%
% of FP17s Relating to Continuations	0	88	0.0%	1.1%	1.0%	1.1%
% of Patients satisfied with the dentistry they have received	0	0	N/A	93.1%	91.9%	91.7%
% of Patients satisfied with the time they had to wait for an appointment	0	0	N/A	87.9%	88.0%	88.0%

\* This is based on patients treated on this contract for their most recent course of treatment. Figures in italics indicate the base number of FP17s or Patient Questionnaire responses are less than 100. N/A is shown where the base number of responses is less than 10 during the period. % is calculated as Quantity/Base number\*100

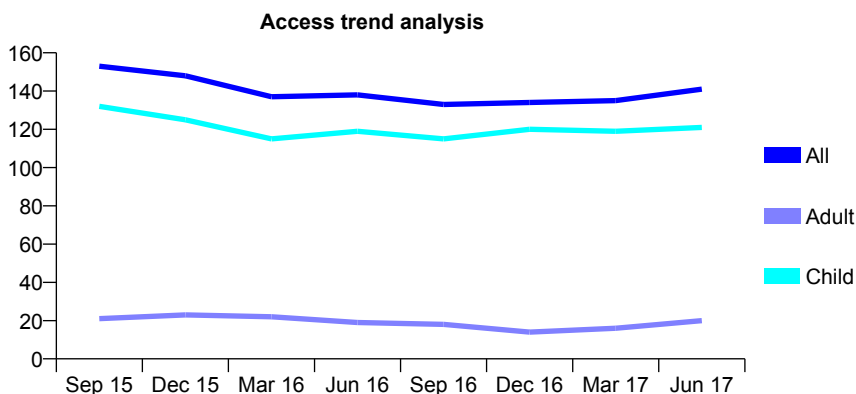
## Q70 - Vital Signs At a Glance Contract Report for 338311/0001 - June 2017

Name or company name	MRS SC HALDERTHAY
Contract type name	GDS Contract
Purpose of contract	General
Contract start date	01/04/2006
Contract end date	

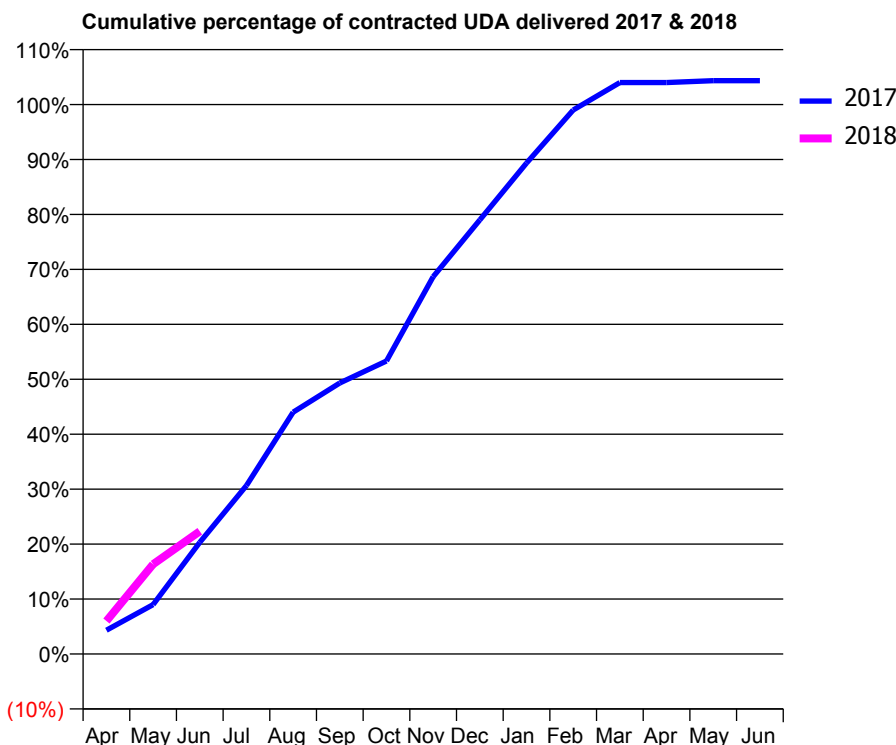
17/18 Contracted general activity (UDA)	300
Carry forward general activity (UDA)	0
17/18 Contracted orthodontic activity (UOA)	0
Carry forward orthodontic activity (UOA)	0
Baseline contract value	£6,757.01

### ACCESS\*

Patients seen in 24 months	Total	Change since previous quarter
Quarter ending June 2016	138	
Quarter ending September 2016	133	↓
Quarter ending December 2016	134	→
Quarter ending March 2017	135	→
Quarter ending June 2017	141	↑
<b>Variance since June 2016</b>	2.2%	↑



### ACTIVITY



Month	Adjusted Scheduled Activity (UDA)	
	2017	2018
April	13	18
May	27	49
June	61	67
July	92	
August	132	
September	148	
October	160	
November	206	
December	237	
January	268	
February	297	
March	312	
April	312	
May	313	
June	313	

### QUALITY

	Quantity	Base Number	Contract	AT	Region	England
% of FP17s for the same patient ID Re-attending within 3 months - Children	1	54	1.9%	10.6%	11.6%	12.0%
% of FP17s for the same patient ID Re-attending within 3 months - Adults	0	0	N/A	14.9%	15.9%	16.0%
% of FP17s for the same patient ID Re-attending between 3 & 9 months - Children	44	54	81.5%	59.9%	60.4%	58.0%
% of FP17s for the same patient ID Re-attending between 3 & 9 months - Adults	0	0	N/A	52.2%	52.3%	50.9%
% of FP17s for Band 1 Urgent Courses	0	53	0.0%	10.0%	9.5%	9.1%
% of FP17s Relating to Free Repair or Replacements	0	53	0.0%	0.6%	0.7%	0.8%
% of FP17s Relating to Continuations	1	53	1.9%	1.1%	1.0%	1.1%
% of Patients satisfied with the dentistry they have received	0	0	N/A	93.1%	91.9%	91.7%
% of Patients satisfied with the time they had to wait for an appointment	0	0	N/A	87.9%	88.0%	88.0%

\* This is based on patients treated on this contract for their most recent course of treatment. Figures in italics indicate the base number of FP17s or Patient Questionnaire responses are less than 100. N/A is shown where the base number of responses is less than 10 during the period. % is calculated as Quantity/Base number\*100

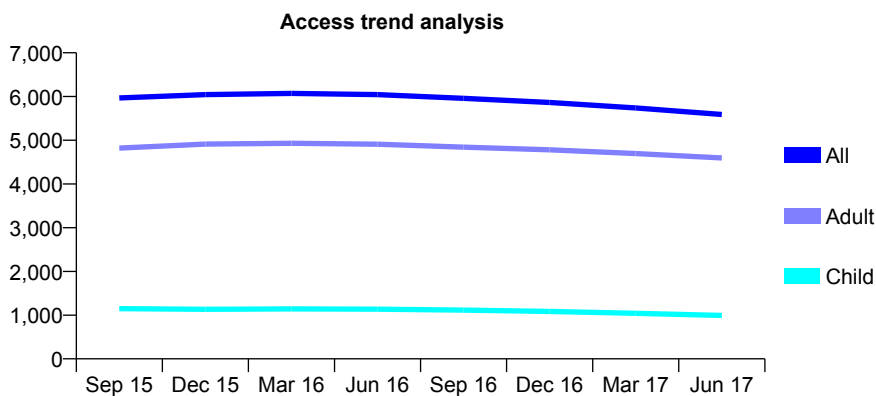
## Q70 - Vital Signs At a Glance Contract Report for 338974/0001 - June 2017

Name or company name	MRS M HOOKINGS
Contract type name	GDS Contract
Purpose of contract	General
Contract start date	01/04/2006
Contract end date	

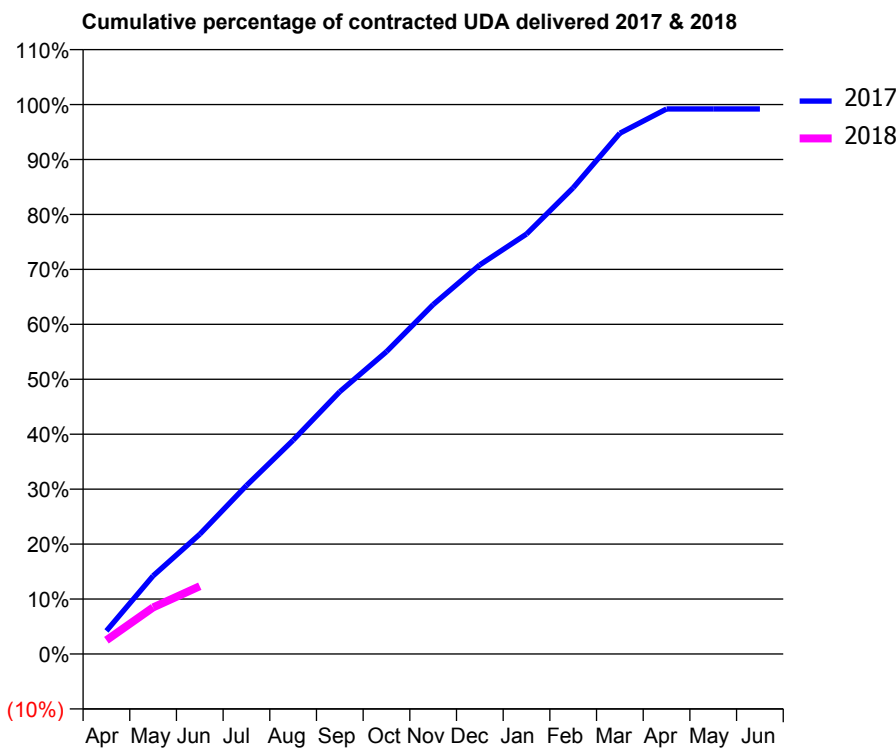
17/18 Contracted general activity (UDA)	17,000
Carry forward general activity (UDA)	0
17/18 Contracted orthodontic activity (UOA)	0
Carry forward orthodontic activity (UOA)	0
Baseline contract value	£487,882.16

### ACCESS\*

Patients seen in 24 months	Total	Change since previous quarter
Quarter ending June 2016	6,045	
Quarter ending September 2016	5,959	↓
Quarter ending December 2016	5,865	↓
Quarter ending March 2017	5,740	↓
Quarter ending June 2017	5,589	↓
<b>Variance since June 2016</b>	<b>(7.5%)</b>	<b>↓</b>



### ACTIVITY



Month	Adjusted Scheduled Activity (UDA)	
	2017	2018
April	715	426
May	2,420	1,443
June	3,708	2,096
July	5,212	
August	6,615	
September	8,118	
October	9,356	
November	10,810	
December	12,040	
January	12,993	
February	14,424	
March	16,114	
April	16,861	
May	16,861	
June	16,863	

### QUALITY

	Quantity	Base Number	Contract	AT	Region	England
% of FP17s for the same patient ID Re-attending within 3 months - Children	16	343	4.7%	10.6%	11.6%	12.0%
% of FP17s for the same patient ID Re-attending within 3 months - Adults	179	1,312	13.6%	14.9%	15.9%	16.0%
% of FP17s for the same patient ID Re-attending between 3 & 9 months - Children	248	343	72.3%	59.9%	60.4%	58.0%
% of FP17s for the same patient ID Re-attending between 3 & 9 months - Adults	779	1,312	59.4%	52.2%	52.3%	50.9%
% of FP17s for Band 1 Urgent Courses	121	1,331	9.1%	10.0%	9.5%	9.1%
% of FP17s Relating to Free Repair or Replacements	27	1,331	2.0%	0.6%	0.7%	0.8%
% of FP17s Relating to Continuations	10	1,331	0.8%	1.1%	1.0%	1.1%
% of Patients satisfied with the dentistry they have received	12	12	100.0%	93.1%	91.9%	91.7%
% of Patients satisfied with the time they had to wait for an appointment	11	12	91.7%	87.9%	88.0%	88.0%

\* This is based on patients treated on this contract for their most recent course of treatment. Figures in italics indicate the base number of FP17s or Patient Questionnaire responses are less than 100. N/A is shown where the base number of responses is less than 10 during the period. % is calculated as Quantity/Base number\*100

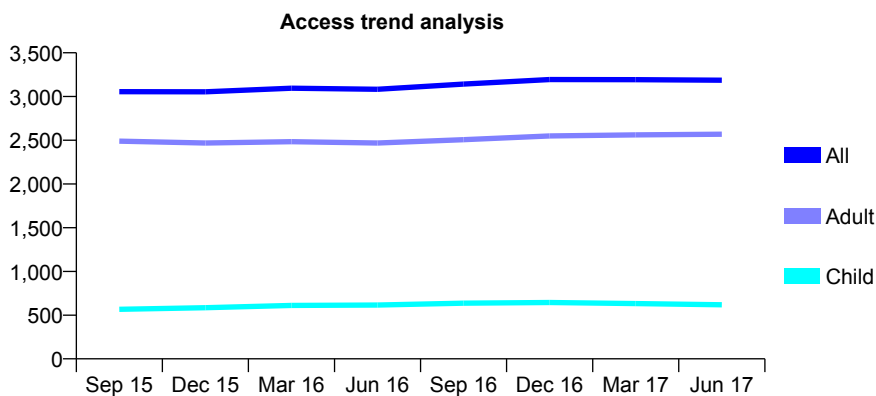
## Q70 - Vital Signs At a Glance Contract Report for 339229/0001 - June 2017

Name or company name	MR BS KALSI
Contract type name	GDS Contract
Purpose of contract	General
Contract start date	29/07/2006
Contract end date	

17/18 Contracted general activity (UDA)	8,881
Carry forward general activity (UDA)	0
17/18 Contracted orthodontic activity (UOA)	0
Carry forward orthodontic activity (UOA)	0
Baseline contract value	£213,827.61

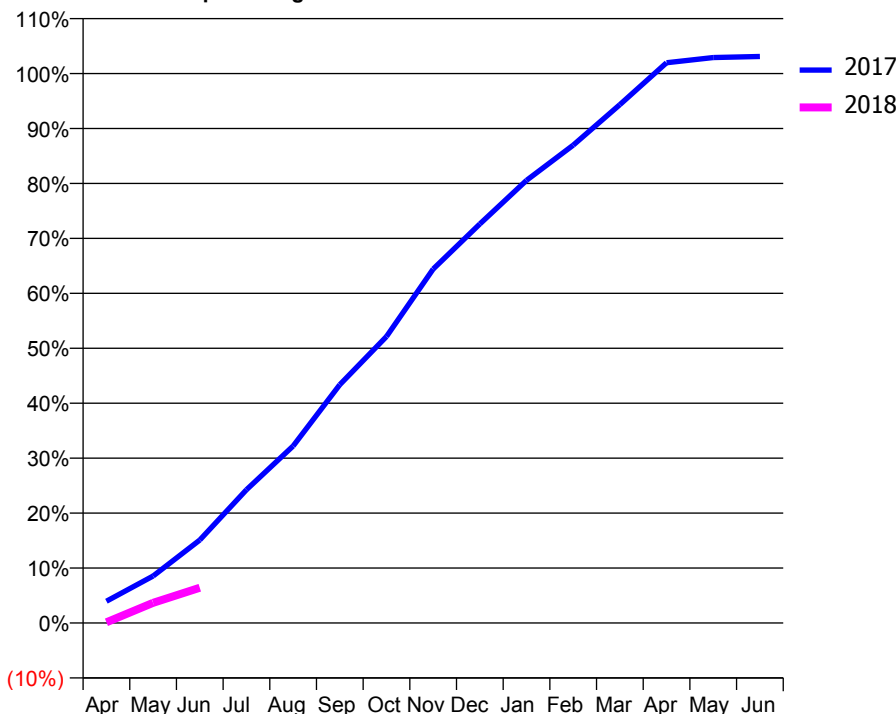
### ACCESS\*

Patients seen in 24 months	Total	Change since previous quarter
Quarter ending June 2016	3,083	
Quarter ending September 2016	3,143	→
Quarter ending December 2016	3,194	→
Quarter ending March 2017	3,193	→
Quarter ending June 2017	3,187	→
<b>Variance since June 2016</b>	<b>3.4%</b>	<b>↑</b>



### ACTIVITY

Cumulative percentage of contracted UDA delivered 2017 & 2018



Adjusted Scheduled Activity (UDA)

Month	2017	2018
April	352	12
May	760	327
June	1,342	570
July	2,154	
August	2,860	
September	3,851	
October	4,630	
November	5,720	
December	6,450	
January	7,154	
February	7,723	
March	8,379	
April	9,055	
May	9,138	
June	9,155	

### QUALITY

	Quantity	Base Number	Contract	AT	Region	England
% of FP17s for the same patient ID Re-attending within 3 months - Children	7	144	4.9%	10.6%	11.6%	12.0%
% of FP17s for the same patient ID Re-attending within 3 months - Adults	79	565	14.0%	14.9%	15.9%	16.0%
% of FP17s for the same patient ID Re-attending between 3 & 9 months - Children	109	144	75.7%	59.9%	60.4%	58.0%
% of FP17s for the same patient ID Re-attending between 3 & 9 months - Adults	339	565	60.0%	52.2%	52.3%	50.9%
% of FP17s for Band 1 Urgent Courses	34	294	11.6%	10.0%	9.5%	9.1%
% of FP17s Relating to Free Repair or Replacements	1	294	0.3%	0.6%	0.7%	0.8%
% of FP17s Relating to Continuations	1	294	0.3%	1.1%	1.0%	1.1%
% of Patients satisfied with the dentistry they have received	7	8	N/A	93.1%	91.9%	91.7%
% of Patients satisfied with the time they had to wait for an appointment	8	8	N/A	87.9%	88.0%	88.0%

\* This is based on patients treated on this contract for their most recent course of treatment. Figures in italics indicate the base number of FP17s or Patient Questionnaire responses are less than 100. N/A is shown where the base number of responses is less than 10 during the period. % is calculated as Quantity/Base number\*100

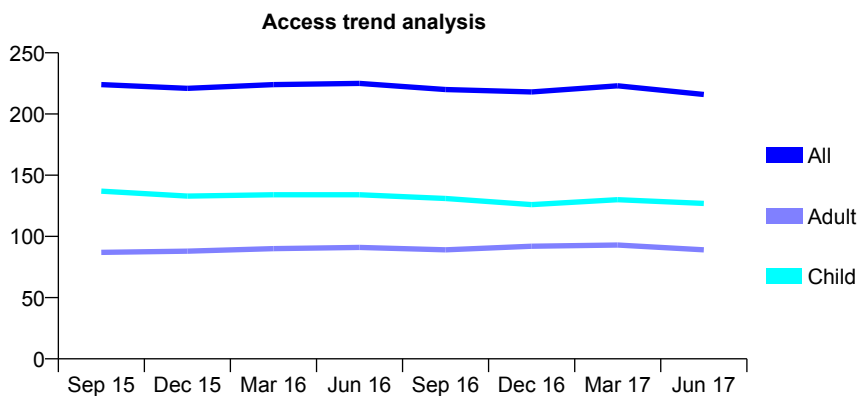
## Q70 - Vital Signs At a Glance Contract Report for 341789/0001 - June 2017

Name or company name	MR RH FARRANT
Contract type name	GDS Contract
Purpose of contract	General
Contract start date	01/04/2006
Contract end date	

17/18 Contracted general activity (UDA)	457
Carry forward general activity (UDA)	0
17/18 Contracted orthodontic activity (UOA)	0
Carry forward orthodontic activity (UOA)	0
Baseline contract value	£9,641.58

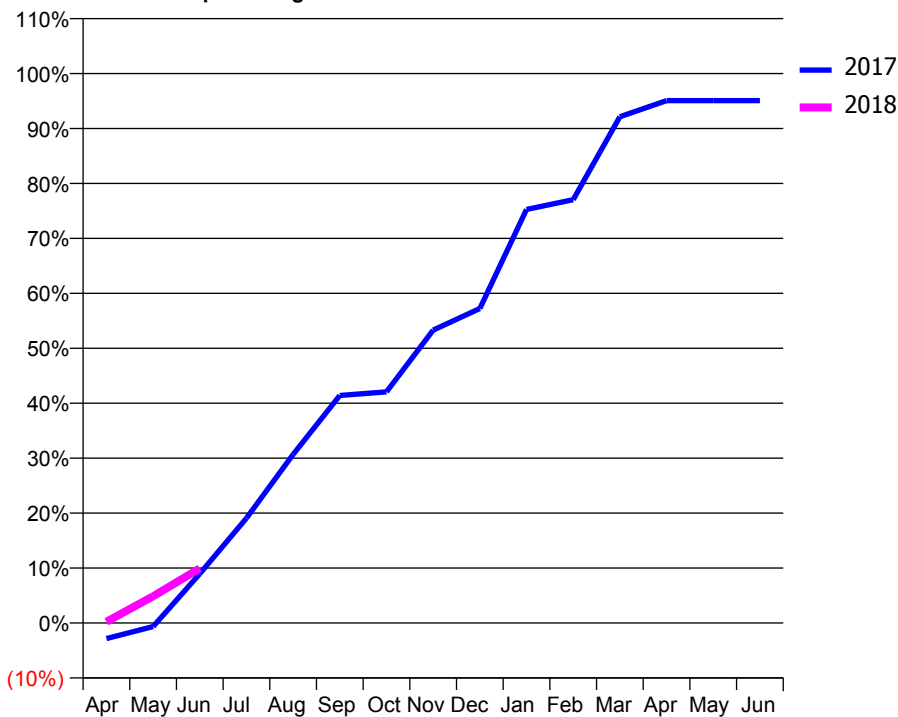
### ACCESS\*

Patients seen in 24 months	Total	Change since previous quarter
Quarter ending June 2016	225	
Quarter ending September 2016	220	↓
Quarter ending December 2016	218	→
Quarter ending March 2017	223	↑
Quarter ending June 2017	216	↓
<b>Variance since June 2016</b>	<b>(4.0%)</b>	<b>↓</b>



### ACTIVITY

Cumulative percentage of contracted UDA delivered 2017 & 2018



Adjusted Scheduled Activity (UDA)

Month	2017	2018
April	-13	1
May	-3	22
June	41	45
July	87	
August	140	
September	189	
October	192	
November	244	
December	262	
January	344	
February	352	
March	421	
April	434	
May	434	
June	434	

### QUALITY

	Quantity	Base Number	Contract	AT	Region	England
% of FP17s for the same patient ID Re-attending within 3 months - Children	3	27	11.1%	10.6%	11.6%	12.0%
% of FP17s for the same patient ID Re-attending within 3 months - Adults	2	17	11.8%	14.9%	15.9%	16.0%
% of FP17s for the same patient ID Re-attending between 3 & 9 months - Children	14	27	51.9%	59.9%	60.4%	58.0%
% of FP17s for the same patient ID Re-attending between 3 & 9 months - Adults	11	17	64.7%	52.2%	52.3%	50.9%
% of FP17s for Band 1 Urgent Courses	2	35	5.7%	10.0%	9.5%	9.1%
% of FP17s Relating to Free Repair or Replacements	0	35	0.0%	0.6%	0.7%	0.8%
% of FP17s Relating to Continuations	0	35	0.0%	1.1%	1.0%	1.1%
% of Patients satisfied with the dentistry they have received	1	1	N/A	93.1%	91.9%	91.7%
% of Patients satisfied with the time they had to wait for an appointment	1	1	N/A	87.9%	88.0%	88.0%

\* This is based on patients treated on this contract for their most recent course of treatment. Figures in italics indicate the base number of FP17s or Patient Questionnaire responses are less than 100. N/A is shown where the base number of responses is less than 10 during the period. % is calculated as Quantity/Base number\*100

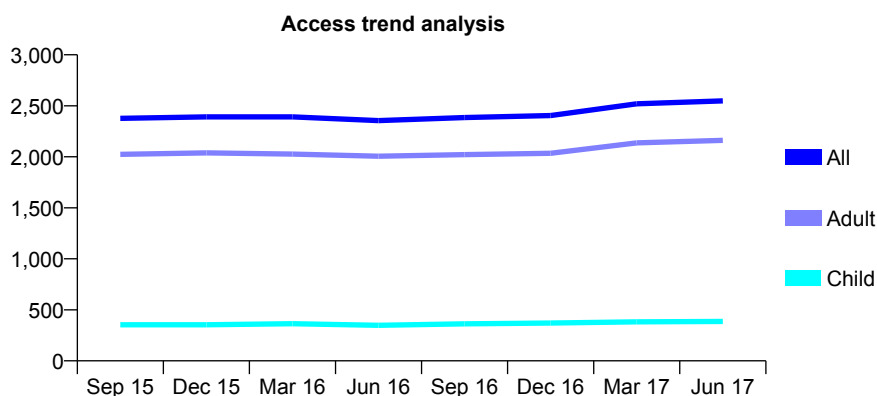
## Q70 - Vital Signs At a Glance Contract Report for 342882/0001 - June 2017

Name or company name	MR AM SOUHANI
Contract type name	GDS Contract
Purpose of contract	General
Contract start date	01/04/2006
Contract end date	

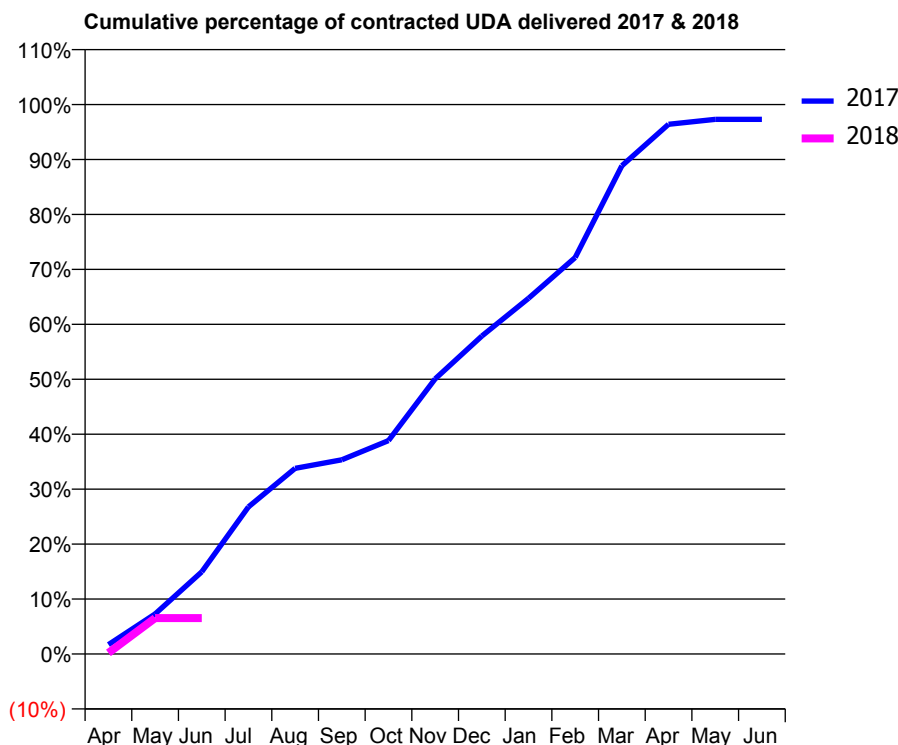
17/18 Contracted general activity (UDA)	8,076
Carry forward general activity (UDA)	0
17/18 Contracted orthodontic activity (UOA)	0
Carry forward orthodontic activity (UOA)	0
Baseline contract value	£234,077.95

### ACCESS\*

Patients seen in 24 months	Total	Change since previous quarter
Quarter ending June 2016	2,355	
Quarter ending September 2016	2,385	→
Quarter ending December 2016	2,405	→
Quarter ending March 2017	2,520	↑
Quarter ending June 2017	2,548	→
<b>Variance since June 2016</b>	<b>8.2%</b>	<b>↑</b>



### ACTIVITY



Month	Adjusted Scheduled Activity (UDA)	
	2017	2018
April	135	17
May	581	528
June	1,191	528
July	2,132	
August	2,692	
September	2,816	
October	3,094	
November	3,990	
December	4,609	
January	5,156	
February	5,748	
March	7,078	
April	7,680	
May	7,751	
June	7,751	

### QUALITY

	Quantity	Base Number	Contract	AT	Region	England
% of FP17s for the same patient ID Re-attending within 3 months - Children	2	53	3.8%	10.6%	11.6%	12.0%
% of FP17s for the same patient ID Re-attending within 3 months - Adults	26	354	7.3%	14.9%	15.9%	16.0%
% of FP17s for the same patient ID Re-attending between 3 & 9 months - Children	28	53	52.8%	59.9%	60.4%	58.0%
% of FP17s for the same patient ID Re-attending between 3 & 9 months - Adults	210	354	59.3%	52.2%	52.3%	50.9%
% of FP17s for Band 1 Urgent Courses	6	245	2.4%	10.0%	9.5%	9.1%
% of FP17s Relating to Free Repair or Replacements	1	245	0.4%	0.6%	0.7%	0.8%
% of FP17s Relating to Continuations	1	245	0.4%	1.1%	1.0%	1.1%
% of Patients satisfied with the dentistry they have received	3	3	N/A	93.1%	91.9%	91.7%
% of Patients satisfied with the time they had to wait for an appointment	3	3	N/A	87.9%	88.0%	88.0%

\* This is based on patients treated on this contract for their most recent course of treatment. Figures in italics indicate the base number of FP17s or Patient Questionnaire responses are less than 100. N/A is shown where the base number of responses is less than 10 during the period. % is calculated as Quantity/Base number\*100



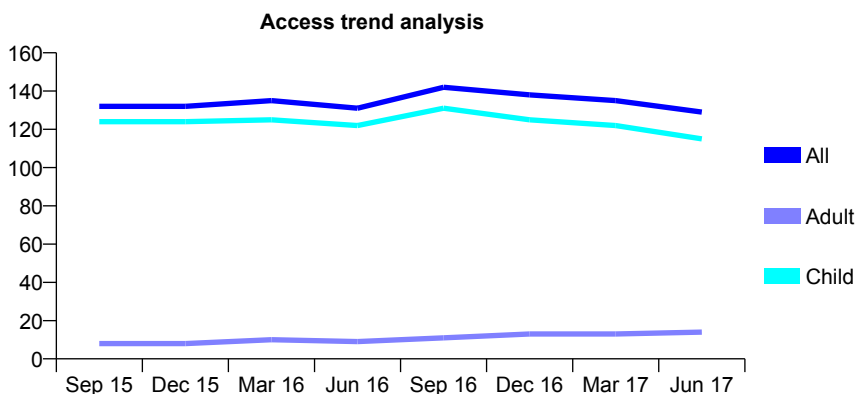
## Q70 - Vital Signs At a Glance Contract Report for 346128/0001 - June 2017

Name or company name	MS A BENEKE
Contract type name	GDS Contract
Purpose of contract	General
Contract start date	01/04/2006
Contract end date	

17/18 Contracted general activity (UDA)	258
Carry forward general activity (UDA)	0
17/18 Contracted orthodontic activity (UOA)	0
Carry forward orthodontic activity (UOA)	0
Baseline contract value	£5,187.48

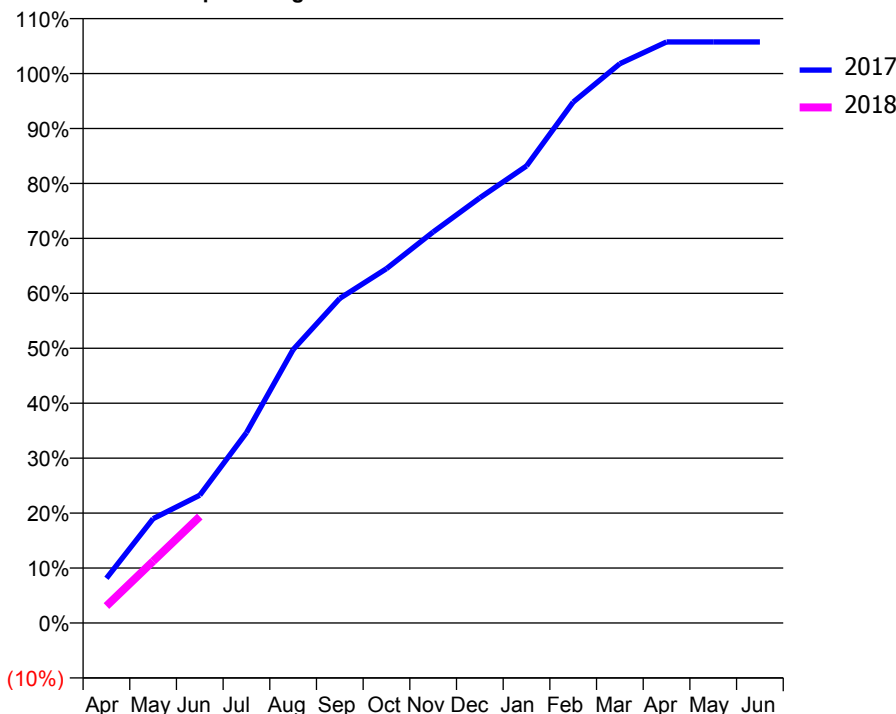
### ACCESS\*

Patients seen in 24 months	Total	Change since previous quarter
Quarter ending June 2016	131	
Quarter ending September 2016	142	↑
Quarter ending December 2016	138	↓
Quarter ending March 2017	135	↓
Quarter ending June 2017	129	↓
<b>Variance since June 2016</b>	<b>(1.5%)</b>	<b>↓</b>



### ACTIVITY

Cumulative percentage of contracted UDA delivered 2017 & 2018



Adjusted Scheduled Activity (UDA)

Month	2017	2018
April	21	8
May	49	29
June	60	50
July	89	
August	128	
September	152	
October	166	
November	184	
December	200	
January	215	
February	245	
March	263	
April	273	
May	273	
June	273	

### QUALITY

	Quantity	Base Number	Contract	AT	Region	England
% of FP17s for the same patient ID Re-attending within 3 months - Children	5	49	10.2%	10.6%	11.6%	12.0%
% of FP17s for the same patient ID Re-attending within 3 months - Adults	0	0	N/A	14.9%	15.9%	16.0%
% of FP17s for the same patient ID Re-attending between 3 & 9 months - Children	27	49	55.1%	59.9%	60.4%	58.0%
% of FP17s for the same patient ID Re-attending between 3 & 9 months - Adults	0	0	N/A	52.2%	52.3%	50.9%
% of FP17s for Band 1 Urgent Courses	0	38	0.0%	10.0%	9.5%	9.1%
% of FP17s Relating to Free Repair or Replacements	0	38	0.0%	0.6%	0.7%	0.8%
% of FP17s Relating to Continuations	0	38	0.0%	1.1%	1.0%	1.1%
% of Patients satisfied with the dentistry they have received	0	0	N/A	93.1%	91.9%	91.7%
% of Patients satisfied with the time they had to wait for an appointment	0	0	N/A	87.9%	88.0%	88.0%

\* This is based on patients treated on this contract for their most recent course of treatment. Figures in italics indicate the base number of FP17s or Patient Questionnaire responses are less than 100. N/A is shown where the base number of responses is less than 10 during the period. % is calculated as Quantity/Base number\*100

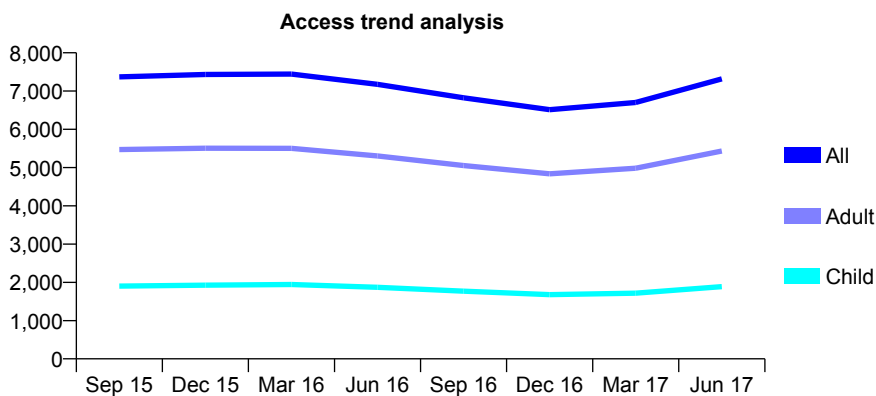
## Q70 - Vital Signs At a Glance Contract Report for 352829/0001 - June 2017

Name or company name	MS MD BALACHANDRA
Contract type name	GDS Contract
Purpose of contract	General
Contract start date	28/02/2007
Contract end date	

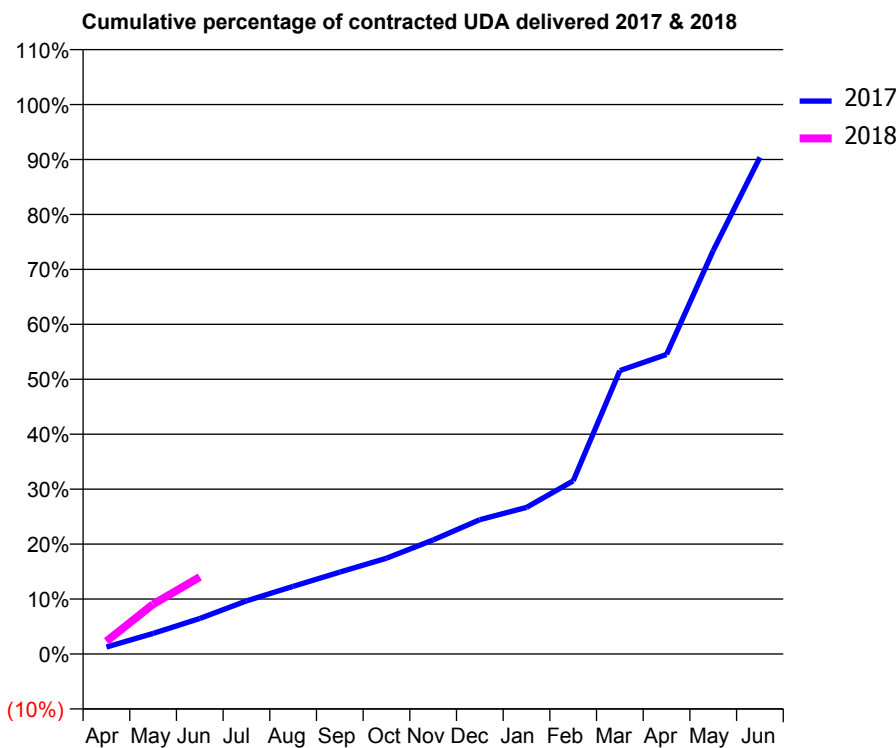
17/18 Contracted general activity (UDA)	20,937
Carry forward general activity (UDA)	0
17/18 Contracted orthodontic activity (UOA)	0
Carry forward orthodontic activity (UOA)	0
Baseline contract value	£512,790.59

### ACCESS\*

Patients seen in 24 months	Total	Change since previous quarter
Quarter ending June 2016	7,176	
Quarter ending September 2016	6,822	↓
Quarter ending December 2016	6,512	↓
Quarter ending March 2017	6,701	↑
Quarter ending June 2017	7,320	↑
<b>Variance since June 2016</b>	<b>2.0%</b>	<b>↑</b>



### ACTIVITY



Month	Adjusted Scheduled Activity (UDA)	
	2017	2018
April	267	484
May	786	1,900
June	1,356	2,933
July	2,023	
August	2,577	
September	3,120	
October	3,652	
November	4,344	
December	5,118	
January	5,589	
February	6,598	
March	10,801	
April	11,414	
May	15,371	
June	18,922	

### QUALITY

	Quantity	Base Number	Contract	AT	Region	England
% of FP17s for the same patient ID Re-attending within 3 months - Children	73	1,376	5.3%	10.6%	11.6%	12.0%
% of FP17s for the same patient ID Re-attending within 3 months - Adults	470	4,036	11.6%	14.9%	15.9%	16.0%
% of FP17s for the same patient ID Re-attending between 3 & 9 months - Children	626	1,376	45.5%	59.9%	60.4%	58.0%
% of FP17s for the same patient ID Re-attending between 3 & 9 months - Adults	1,856	4,036	46.0%	52.2%	52.3%	50.9%
% of FP17s for Band 1 Urgent Courses	129	1,702	7.6%	10.0%	9.5%	9.1%
% of FP17s Relating to Free Repair or Replacements	10	1,702	0.6%	0.6%	0.7%	0.8%
% of FP17s Relating to Continuations	7	1,702	0.4%	1.1%	1.0%	1.1%
% of Patients satisfied with the dentistry they have received	9	12	75.0%	93.1%	91.9%	91.7%
% of Patients satisfied with the time they had to wait for an appointment	8	12	66.7%	87.9%	88.0%	88.0%

\* This is based on patients treated on this contract for their most recent course of treatment. Figures in italics indicate the base number of FP17s or Patient Questionnaire responses are less than 100. N/A is shown where the base number of responses is less than 10 during the period. % is calculated as Quantity/Base number\*100

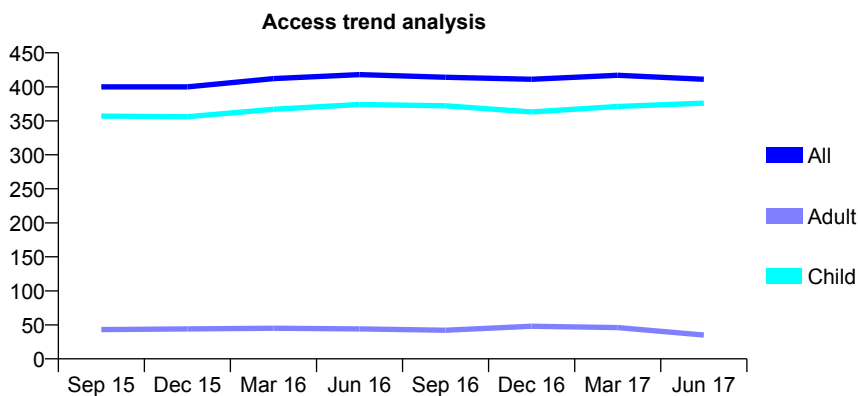
## Q70 - Vital Signs At a Glance Contract Report for 353280/0001 - June 2017

Name or company name	MR L GRAHAM
Contract type name	GDS Contract
Purpose of contract	General
Contract start date	01/04/2006
Contract end date	

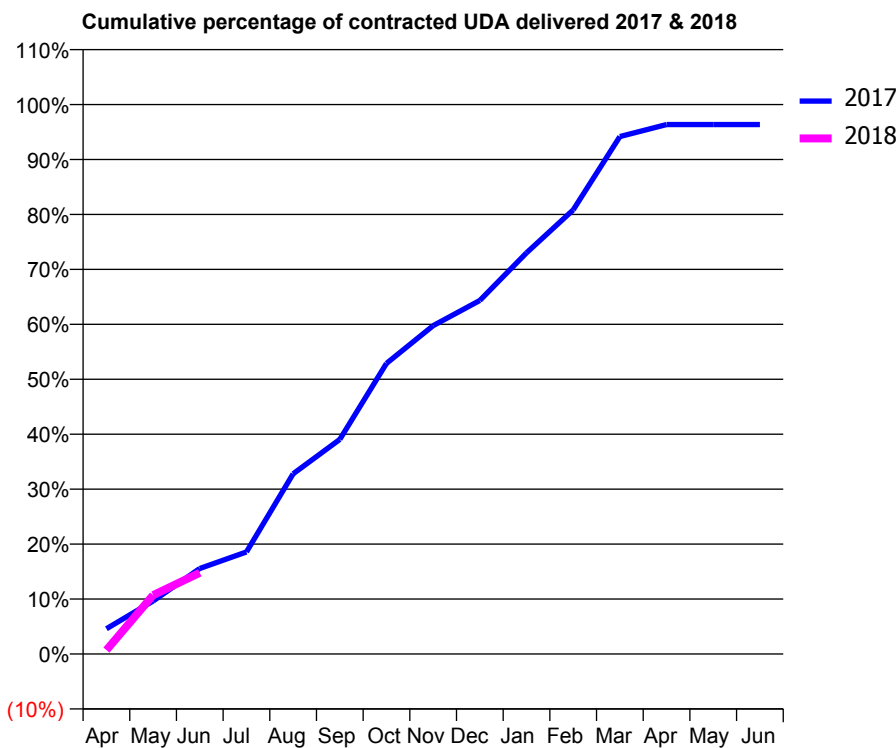
17/18 Contracted general activity (UDA)	831
Carry forward general activity (UDA)	0
17/18 Contracted orthodontic activity (UOA)	0
Carry forward orthodontic activity (UOA)	0
Baseline contract value	£15,727.65

### ACCESS\*

Patients seen in 24 months	Total	Change since previous quarter
Quarter ending June 2016	418	
Quarter ending September 2016	414	→
Quarter ending December 2016	411	→
Quarter ending March 2017	417	→
Quarter ending June 2017	411	↓
<b>Variance since June 2016</b>	<b>(1.7%)</b>	<b>↓</b>



### ACTIVITY



Month	Adjusted Scheduled Activity (UDA)	
	2017	2018
April	38	6
May	80	89
June	129	123
July	154	
August	273	
September	325	
October	440	
November	497	
December	535	
January	607	
February	672	
March	783	
April	801	
May	801	
June	801	

### QUALITY

	Quantity	Base Number	Contract	AT	Region	England
% of FP17s for the same patient ID Re-attending within 3 months - Children	6	103	5.8%	10.6%	11.6%	12.0%
% of FP17s for the same patient ID Re-attending within 3 months - Adults	1	6	16.7%	14.9%	15.9%	16.0%
% of FP17s for the same patient ID Re-attending between 3 & 9 months - Children	53	103	51.5%	59.9%	60.4%	58.0%
% of FP17s for the same patient ID Re-attending between 3 & 9 months - Adults	3	6	50.0%	52.2%	52.3%	50.9%
% of FP17s for Band 1 Urgent Courses	0	97	0.0%	10.0%	9.5%	9.1%
% of FP17s Relating to Free Repair or Replacements	0	97	0.0%	0.6%	0.7%	0.8%
% of FP17s Relating to Continuations	2	97	2.1%	1.1%	1.0%	1.1%
% of Patients satisfied with the dentistry they have received	0	0	N/A	93.1%	91.9%	91.7%
% of Patients satisfied with the time they had to wait for an appointment	0	0	N/A	87.9%	88.0%	88.0%

\* This is based on patients treated on this contract for their most recent course of treatment. Figures in italics indicate the base number of FP17s or Patient Questionnaire responses are less than 100. N/A is shown where the base number of responses is less than 10 during the period. % is calculated as Quantity/Base number\*100

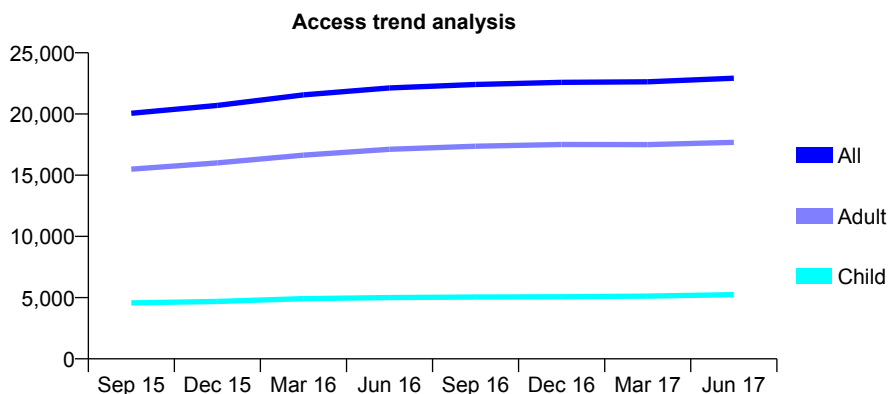
## Q70 - Vital Signs At a Glance Contract Report for 353302/0005 - June 2017

Name or company name	MRS A BROGAN
Contract type name	GDS Contract
Purpose of contract	General
Contract start date	01/09/2009
Contract end date	

17/18 Contracted general activity (UDA)	63,987
Carry forward general activity (UDA)	0
17/18 Contracted orthodontic activity (UOA)	0
Carry forward orthodontic activity (UOA)	0
Baseline contract value	£1,757,636.77

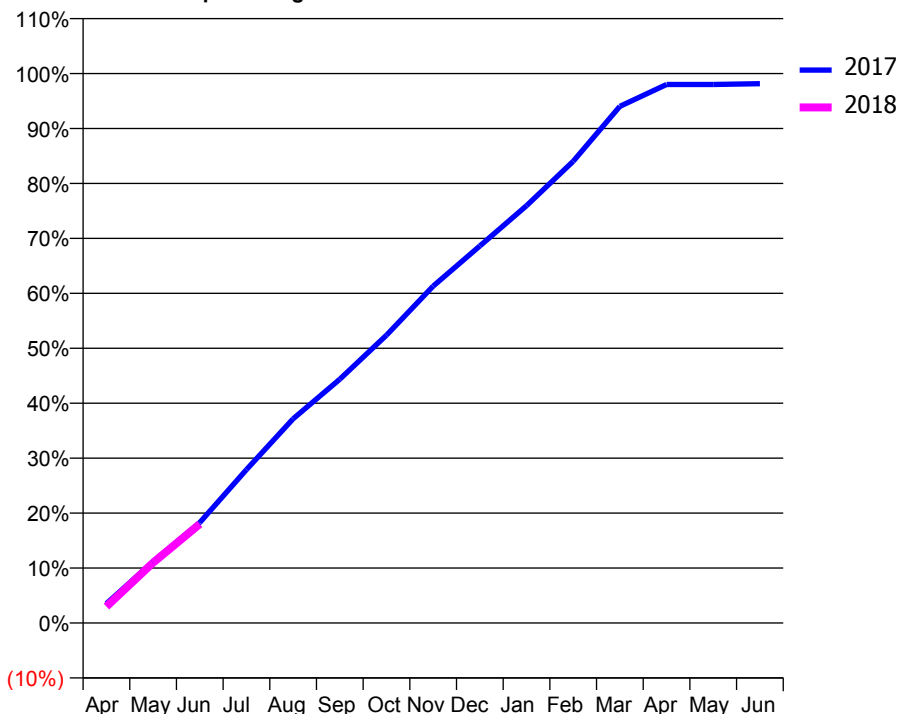
### ACCESS\*

Patients seen in 24 months	Total	Change since previous quarter
Quarter ending June 2016	22,129	
Quarter ending September 2016	22,410	→
Quarter ending December 2016	22,584	→
Quarter ending March 2017	22,627	→
Quarter ending June 2017	22,928	→
<b>Variance since June 2016</b>	<b>3.6%</b>	<b>↑</b>



### ACTIVITY

Cumulative percentage of contracted UDA delivered 2017 & 2018



Month	Adjusted Scheduled Activity (UDA)	
	2017	2018
April	2,261	1,916
May	7,156	7,031
June	11,699	11,532
July	17,858	
August	23,778	
September	28,389	
October	33,522	
November	39,233	
December	43,912	
January	48,592	
February	53,764	
March	60,156	
April	62,702	
May	62,704	
June	62,805	

### QUALITY

	Quantity	Base Number	Contract	AT	Region	England
% of FP17s for the same patient ID Re-attending within 3 months - Children	214	1,916	11.2%	10.6%	11.6%	12.0%
% of FP17s for the same patient ID Re-attending within 3 months - Adults	916	5,359	17.1%	14.9%	15.9%	16.0%
% of FP17s for the same patient ID Re-attending between 3 & 9 months - Children	1,021	1,916	53.3%	59.9%	60.4%	58.0%
% of FP17s for the same patient ID Re-attending between 3 & 9 months - Adults	2,282	5,359	42.6%	52.2%	52.3%	50.9%
% of FP17s for Band 1 Urgent Courses	1,654	6,094	27.1%	10.0%	9.5%	9.1%
% of FP17s Relating to Free Repair or Replacements	26	6,094	0.4%	0.6%	0.7%	0.8%
% of FP17s Relating to Continuations	10	6,094	0.2%	1.1%	1.0%	1.1%
% of Patients satisfied with the dentistry they have received	18	20	90.0%	93.1%	91.9%	91.7%
% of Patients satisfied with the time they had to wait for an appointment	17	20	85.0%	87.9%	88.0%	88.0%

\* This is based on patients treated on this contract for their most recent course of treatment. Figures in italics indicate the base number of FP17s or Patient Questionnaire responses are less than 100. N/A is shown where the base number of responses is less than 10 during the period. % is calculated as Quantity/Base number\*100

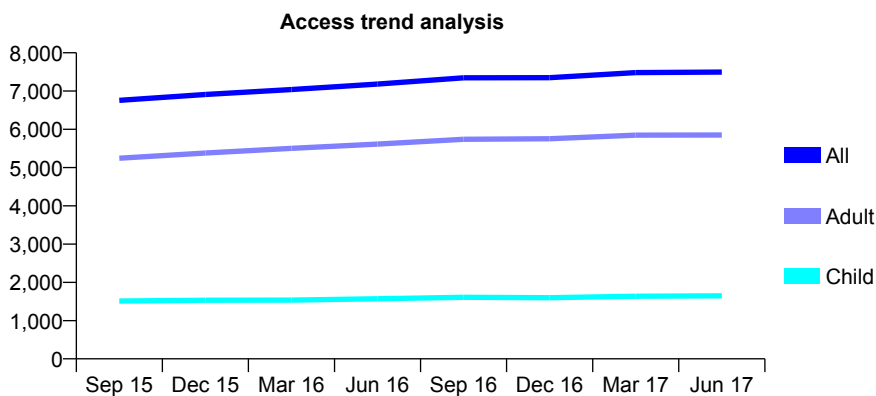
## Q70 - Vital Signs At a Glance Contract Report for 353663/0001 - June 2017

Name or company name	MR G PAPOUTSIS
Contract type name	GDS Contract
Purpose of contract	General
Contract start date	01/04/2006
Contract end date	

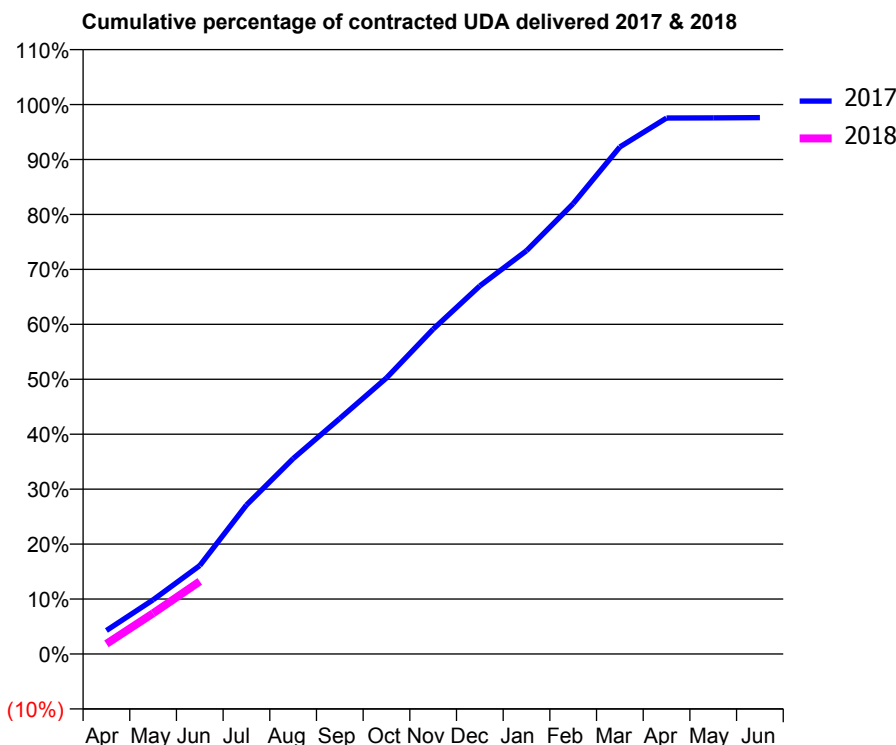
17/18 Contracted general activity (UDA)	24,990
Carry forward general activity (UDA)	0
17/18 Contracted orthodontic activity (UOA)	0
Carry forward orthodontic activity (UOA)	0
Baseline contract value	£735,433.06

### ACCESS\*

Patients seen in 24 months	Total	Change since previous quarter
Quarter ending June 2016	7,184	
Quarter ending September 2016	7,347	↑
Quarter ending December 2016	7,351	→
Quarter ending March 2017	7,484	→
Quarter ending June 2017	7,498	→
<b>Variance since June 2016</b>	<b>4.4%</b>	<b>↑</b>



### ACTIVITY



Adjusted Scheduled Activity (UDA)		
Month	2017	2018
April	1,072	467
May	2,467	1,853
June	4,026	3,300
July	6,778	
August	8,886	
September	10,710	
October	12,557	
November	14,776	
December	16,740	
January	18,341	
February	20,481	
March	23,060	
April	24,378	
May	24,379	
June	24,391	

### QUALITY

	Quantity	Base Number	Contract	AT	Region	England
% of FP17s for the same patient ID Re-attending within 3 months - Children	31	513	6.0%	10.6%	11.6%	12.0%
% of FP17s for the same patient ID Re-attending within 3 months - Adults	233	1,911	12.2%	14.9%	15.9%	16.0%
% of FP17s for the same patient ID Re-attending between 3 & 9 months - Children	323	513	63.0%	59.9%	60.4%	58.0%
% of FP17s for the same patient ID Re-attending between 3 & 9 months - Adults	1,127	1,911	59.0%	52.2%	52.3%	50.9%
% of FP17s for Band 1 Urgent Courses	163	1,860	8.8%	10.0%	9.5%	9.1%
% of FP17s Relating to Free Repair or Replacements	7	1,860	0.4%	0.6%	0.7%	0.8%
% of FP17s Relating to Continuations	26	1,860	1.4%	1.1%	1.0%	1.1%
% of Patients satisfied with the dentistry they have received	14	14	100.0%	93.1%	91.9%	91.7%
% of Patients satisfied with the time they had to wait for an appointment	13	14	92.9%	87.9%	88.0%	88.0%

\* This is based on patients treated on this contract for their most recent course of treatment. Figures in italics indicate the base number of FP17s or Patient Questionnaire responses are less than 100. N/A is shown where the base number of responses is less than 10 during the period. % is calculated as Quantity/Base number\*100

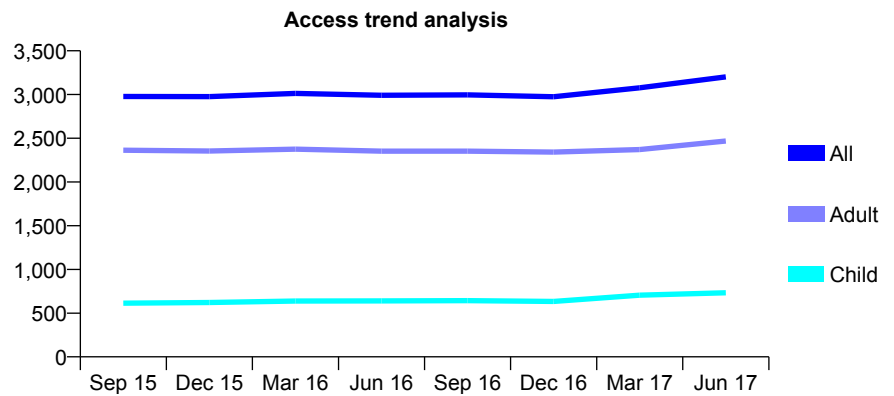
## Q70 - Vital Signs At a Glance Contract Report for 356328/0002 - June 2017

Name or company name	MR JC KOTZE
Contract type name	GDS Contract
Purpose of contract	General
Contract start date	01/06/2009
Contract end date	

17/18 Contracted general activity (UDA)	8,400
Carry forward general activity (UDA)	0
17/18 Contracted orthodontic activity (UOA)	0
Carry forward orthodontic activity (UOA)	0
Baseline contract value	£198,646.67

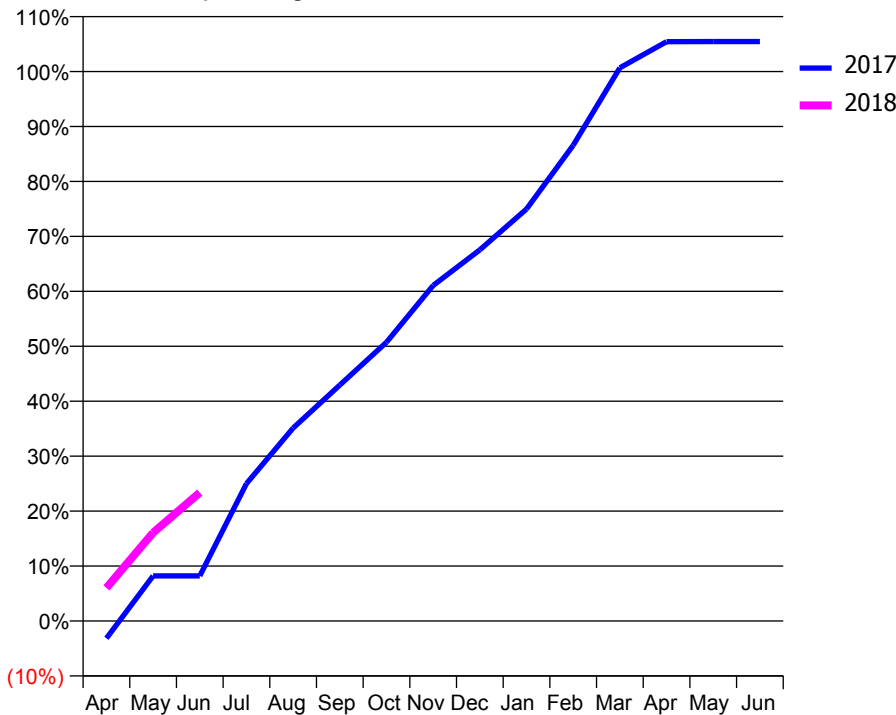
### ACCESS\*

Patients seen in 24 months	Total	Change since previous quarter
Quarter ending June 2016	2,992	
Quarter ending September 2016	2,996	→
Quarter ending December 2016	2,974	→
Quarter ending March 2017	3,077	↑
Quarter ending June 2017	3,202	↑
<b>Variance since June 2016</b>	<b>7.0%</b>	<b>↑</b>



### ACTIVITY

Cumulative percentage of contracted UDA delivered 2017 & 2018



Month	Adjusted Scheduled Activity (UDA)	
	2017	2018
April	-265	507
May	689	1,350
June	689	1,963
July	2,101	
August	2,951	
September	3,607	
October	4,261	
November	5,130	
December	5,675	
January	6,297	
February	7,272	
March	8,456	
April	8,856	
May	8,857	
June	8,857	

### QUALITY

	Quantity	Base Number	Contract	AT	Region	England
% of FP17s for the same patient ID Re-attending within 3 months - Children	30	260	11.5%	10.6%	11.6%	12.0%
% of FP17s for the same patient ID Re-attending within 3 months - Adults	149	782	19.1%	14.9%	15.9%	16.0%
% of FP17s for the same patient ID Re-attending between 3 & 9 months - Children	151	260	58.1%	59.9%	60.4%	58.0%
% of FP17s for the same patient ID Re-attending between 3 & 9 months - Adults	400	782	51.2%	52.2%	52.3%	50.9%
% of FP17s for Band 1 Urgent Courses	56	875	6.4%	10.0%	9.5%	9.1%
% of FP17s Relating to Free Repair or Replacements	11	875	1.3%	0.6%	0.7%	0.8%
% of FP17s Relating to Continuations	27	875	3.1%	1.1%	1.0%	1.1%
% of Patients satisfied with the dentistry they have received	6	7	N/A	93.1%	91.9%	91.7%
% of Patients satisfied with the time they had to wait for an appointment	7	7	N/A	87.9%	88.0%	88.0%

\* This is based on patients treated on this contract for their most recent course of treatment. Figures in italics indicate the base number of FP17s or Patient Questionnaire responses are less than 100. N/A is shown where the base number of responses is less than 10 during the period. % is calculated as Quantity/Base number\*100

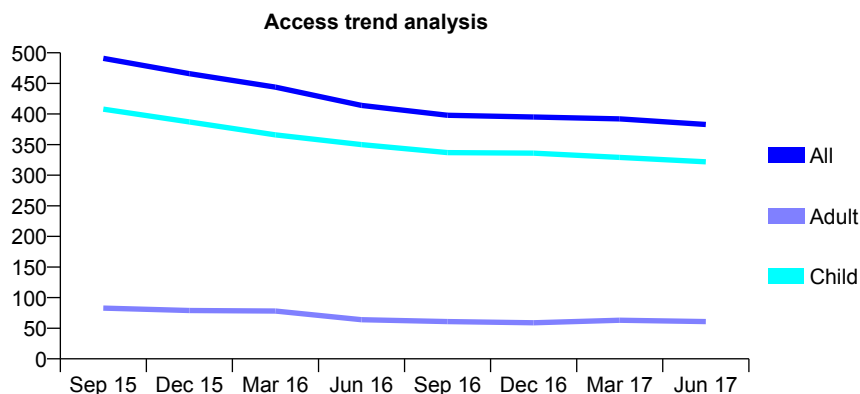
## Q70 - Vital Signs At a Glance Contract Report for 559458/0001 - June 2017

Name or company name	Dr Sandip Dau
Contract type name	GDS Contract
Purpose of contract	General
Contract start date	01/04/2006
Contract end date	

17/18 Contracted general activity (UDA)	1,500
Carry forward general activity (UDA)	0
17/18 Contracted orthodontic activity (UOA)	0
Carry forward orthodontic activity (UOA)	0
Baseline contract value	£35,205.99

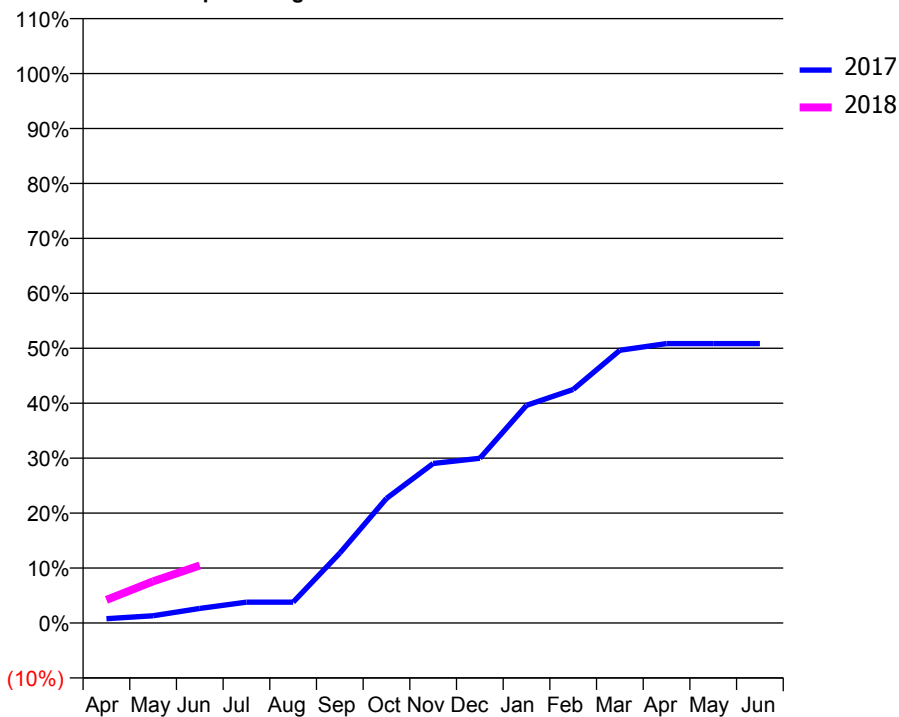
### ACCESS\*

Patients seen in 24 months	Total	Change since previous quarter
Quarter ending June 2016	414	
Quarter ending September 2016	398	↓
Quarter ending December 2016	395	→
Quarter ending March 2017	392	→
Quarter ending June 2017	383	↓
<b>Variance since June 2016</b>	<b>(7.5%)</b>	<b>↓</b>



### ACTIVITY

Cumulative percentage of contracted UDA delivered 2017 & 2018



Month	Adjusted Scheduled Activity (UDA)	
	2017	2018
April	12	63
May	20	114
June	40	157
July	57	
August	57	
September	191	
October	340	
November	436	
December	450	
January	594	
February	638	
March	745	
April	763	
May	763	
June	763	

### QUALITY

	Quantity	Base Number	Contract	AT	Region	England
% of FP17s for the same patient ID Re-attending within 3 months - Children	7	136	5.1%	10.6%	11.6%	12.0%
% of FP17s for the same patient ID Re-attending within 3 months - Adults	0	8	0.0%	14.9%	15.9%	16.0%
% of FP17s for the same patient ID Re-attending between 3 & 9 months - Children	112	136	82.4%	59.9%	60.4%	58.0%
% of FP17s for the same patient ID Re-attending between 3 & 9 months - Adults	6	8	75.0%	52.2%	52.3%	50.9%
% of FP17s for Band 1 Urgent Courses	6	130	4.6%	10.0%	9.5%	9.1%
% of FP17s Relating to Free Repair or Replacements	0	130	0.0%	0.6%	0.7%	0.8%
% of FP17s Relating to Continuations	0	130	0.0%	1.1%	1.0%	1.1%
% of Patients satisfied with the dentistry they have received	0	0	N/A	93.1%	91.9%	91.7%
% of Patients satisfied with the time they had to wait for an appointment	0	0	N/A	87.9%	88.0%	88.0%

\* This is based on patients treated on this contract for their most recent course of treatment. Figures in italics indicate the base number of FP17s or Patient Questionnaire responses are less than 100. N/A is shown where the base number of responses is less than 10 during the period. % is calculated as Quantity/Base number\*100

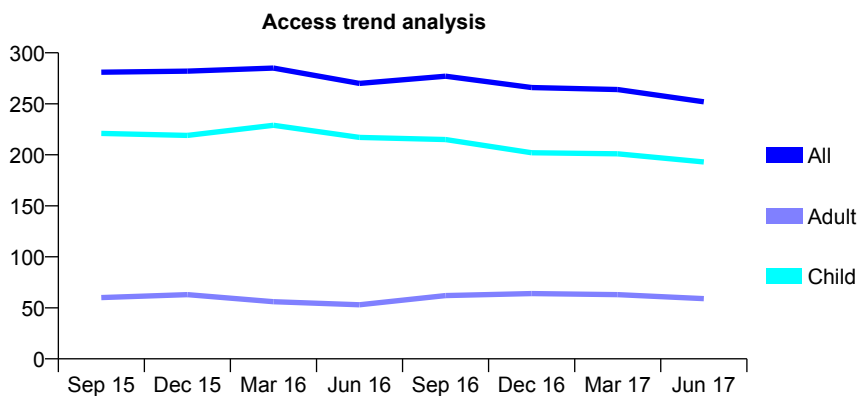
## Q70 - Vital Signs At a Glance Contract Report for 563749/0002 - June 2017

Name or company name	MR SR DAY
Contract type name	GDS Contract
Purpose of contract	General
Contract start date	18/07/2007
Contract end date	

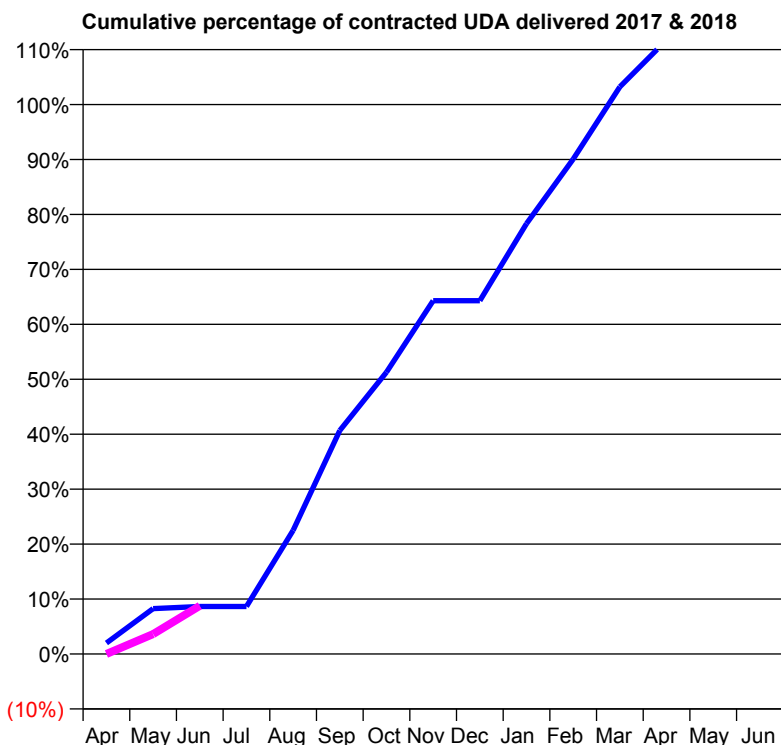
17/18 Contracted general activity (UDA)	800
Carry forward general activity (UDA)	0
17/18 Contracted orthodontic activity (UOA)	0
Carry forward orthodontic activity (UOA)	0
Baseline contract value	£15,720.70

### ACCESS\*

Patients seen in 24 months	Total	Change since previous quarter
Quarter ending June 2016	270	
Quarter ending September 2016	277	↑
Quarter ending December 2016	266	↓
Quarter ending March 2017	264	→
Quarter ending June 2017	252	↓
<b>Variance since June 2016</b>	<b>(6.7%)</b>	<b>↓</b>



### ACTIVITY



Month	Adjusted Scheduled Activity (UDA)	
	2017	2018
April	16	0
May	66	29
June	69	70
July	69	
August	180	
September	325	
October	410	
November	514	
December	514	
January	627	
February	721	
March	826	
April	894	
May	895	
June	895	

### QUALITY

	Quantity	Base Number	Contract	AT	Region	England
% of FP17s for the same patient ID Re-attending within 3 months - Children	6	69	8.7%	10.6%	11.6%	12.0%
% of FP17s for the same patient ID Re-attending within 3 months - Adults	1	8	12.5%	14.9%	15.9%	16.0%
% of FP17s for the same patient ID Re-attending between 3 & 9 months - Children	52	69	75.4%	59.9%	60.4%	58.0%
% of FP17s for the same patient ID Re-attending between 3 & 9 months - Adults	7	8	87.5%	52.2%	52.3%	50.9%
% of FP17s for Band 1 Urgent Courses	1	42	2.4%	10.0%	9.5%	9.1%
% of FP17s Relating to Free Repair or Replacements	0	42	0.0%	0.6%	0.7%	0.8%
% of FP17s Relating to Continuations	0	42	0.0%	1.1%	1.0%	1.1%
% of Patients satisfied with the dentistry they have received	0	0	N/A	93.1%	91.9%	91.7%
% of Patients satisfied with the time they had to wait for an appointment	0	0	N/A	87.9%	88.0%	88.0%

\* This is based on patients treated on this contract for their most recent course of treatment. Figures in italics indicate the base number of FP17s or Patient Questionnaire responses are less than 100. N/A is shown where the base number of responses is less than 10 during the period. % is calculated as Quantity/Base number\*100



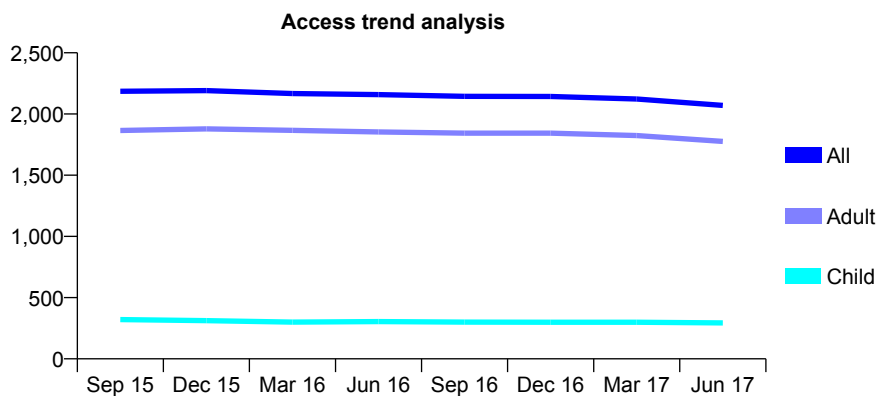
## Q70 - Vital Signs At a Glance Contract Report for 564796/0001 - June 2017

Name or company name	CP Dental
Contract type name	GDS Contract
Purpose of contract	General
Contract start date	01/04/2006
Contract end date	

17/18 Contracted general activity (UDA)	6,504
Carry forward general activity (UDA)	0
17/18 Contracted orthodontic activity (UOA)	0
Carry forward orthodontic activity (UOA)	0
Baseline contract value	£149,936.04

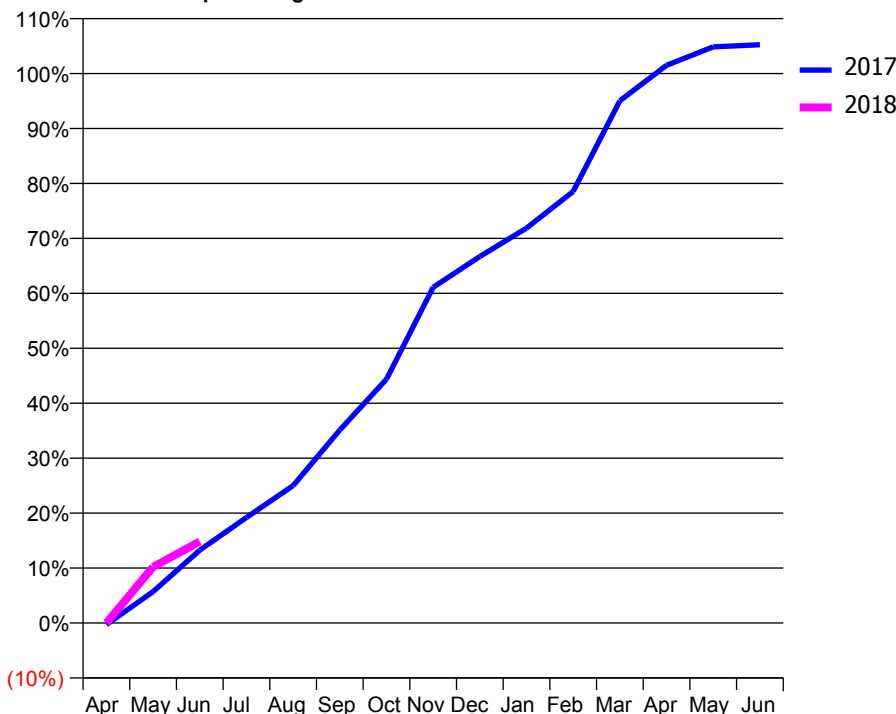
### ACCESS\*

Patients seen in 24 months	Total	Change since previous quarter
Quarter ending June 2016	2,158	
Quarter ending September 2016	2,144	→
Quarter ending December 2016	2,143	→
Quarter ending March 2017	2,123	→
Quarter ending June 2017	2,070	↓
<b>Variance since June 2016</b>	<b>(4.1%)</b>	<b>↓</b>



### ACTIVITY

Cumulative percentage of contracted UDA delivered 2017 & 2018



Month	Adjusted Scheduled Activity (UDA)	
	2017	2018
April	-19	0
May	371	664
June	863	965
July	1,250	
August	1,626	
September	2,284	
October	2,886	
November	3,973	
December	4,338	
January	4,675	
February	5,108	
March	6,182	
April	6,602	
May	6,820	
June	6,844	

### QUALITY

	Quantity	Base Number	Contract	AT	Region	England
% of FP17s for the same patient ID Re-attending within 3 months - Children	6	111	5.4%	10.6%	11.6%	12.0%
% of FP17s for the same patient ID Re-attending within 3 months - Adults	80	728	11.0%	14.9%	15.9%	16.0%
% of FP17s for the same patient ID Re-attending between 3 & 9 months - Children	79	111	71.2%	59.9%	60.4%	58.0%
% of FP17s for the same patient ID Re-attending between 3 & 9 months - Adults	483	728	66.3%	52.2%	52.3%	50.9%
% of FP17s for Band 1 Urgent Courses	46	535	8.6%	10.0%	9.5%	9.1%
% of FP17s Relating to Free Repair or Replacements	1	535	0.2%	0.6%	0.7%	0.8%
% of FP17s Relating to Continuations	0	535	0.0%	1.1%	1.0%	1.1%
% of Patients satisfied with the dentistry they have received	0	0	N/A	93.1%	91.9%	91.7%
% of Patients satisfied with the time they had to wait for an appointment	0	0	N/A	87.9%	88.0%	88.0%

\* This is based on patients treated on this contract for their most recent course of treatment. Figures in italics indicate the base number of FP17s or Patient Questionnaire responses are less than 100. N/A is shown where the base number of responses is less than 10 during the period. % is calculated as Quantity/Base number\*100

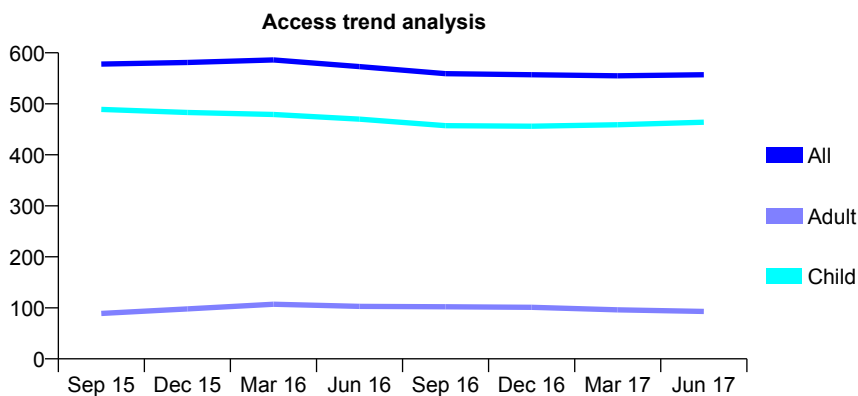
## Q70 - Vital Signs At a Glance Contract Report for 565792/0001 - June 2017

Name or company name	MR N DOBBS
Contract type name	GDS Contract
Purpose of contract	General
Contract start date	01/04/2006
Contract end date	

17/18 Contracted general activity (UDA)	1,823
Carry forward general activity (UDA)	0
17/18 Contracted orthodontic activity (UOA)	0
Carry forward orthodontic activity (UOA)	0
Baseline contract value	£37,875.45

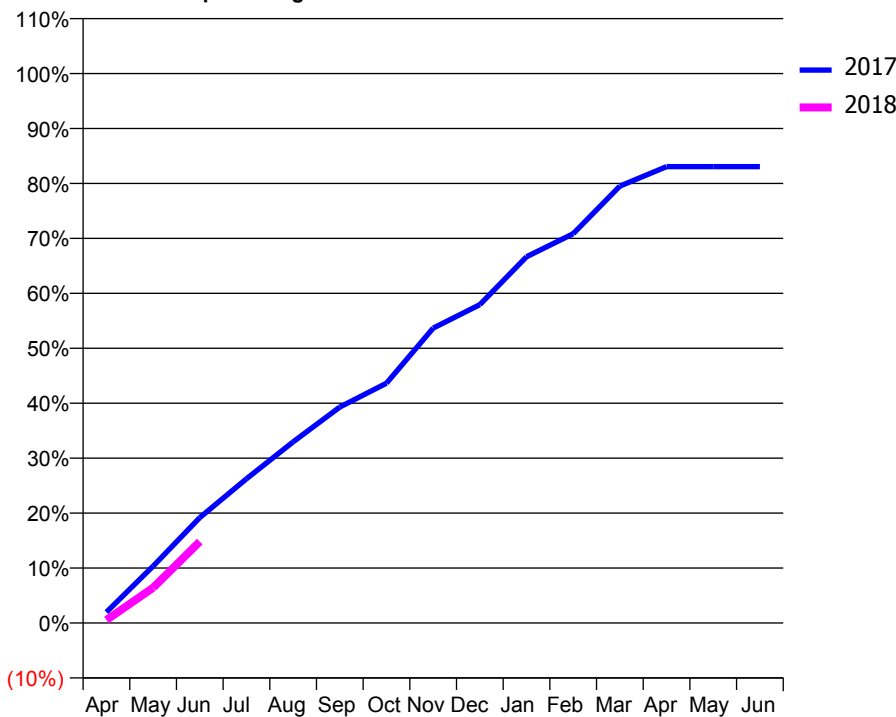
### ACCESS\*

Patients seen in 24 months	Total	Change since previous quarter
Quarter ending June 2016	573	
Quarter ending September 2016	559	↓
Quarter ending December 2016	557	→
Quarter ending March 2017	555	→
Quarter ending June 2017	557	→
<b>Variance since June 2016</b>	<b>(2.8%)</b>	<b>↓</b>



### ACTIVITY

Cumulative percentage of contracted UDA delivered 2017 & 2018



Adjusted Scheduled Activity (UDA)

Month	2017	2018
April	36	10
May	189	117
June	350	270
July	478	
August	601	
September	717	
October	796	
November	978	
December	1,056	
January	1,215	
February	1,292	
March	1,449	
April	1,514	
May	1,514	
June	1,514	

### QUALITY

	Quantity	Base Number	Contract	AT	Region	England
% of FP17s for the same patient ID Re-attending within 3 months - Children	4	208	1.9%	10.6%	11.6%	12.0%
% of FP17s for the same patient ID Re-attending within 3 months - Adults	1	14	7.1%	14.9%	15.9%	16.0%
% of FP17s for the same patient ID Re-attending between 3 & 9 months - Children	151	208	72.6%	59.9%	60.4%	58.0%
% of FP17s for the same patient ID Re-attending between 3 & 9 months - Adults	9	14	64.3%	52.2%	52.3%	50.9%
% of FP17s for Band 1 Urgent Courses	1	186	0.5%	10.0%	9.5%	9.1%
% of FP17s Relating to Free Repair or Replacements	0	186	0.0%	0.6%	0.7%	0.8%
% of FP17s Relating to Continuations	0	186	0.0%	1.1%	1.0%	1.1%
% of Patients satisfied with the dentistry they have received	4	4	N/A	93.1%	91.9%	91.7%
% of Patients satisfied with the time they had to wait for an appointment	4	4	N/A	87.9%	88.0%	88.0%

\* This is based on patients treated on this contract for their most recent course of treatment. Figures in italics indicate the base number of FP17s or Patient Questionnaire responses are less than 100. N/A is shown where the base number of responses is less than 10 during the period. % is calculated as Quantity/Base number\*100

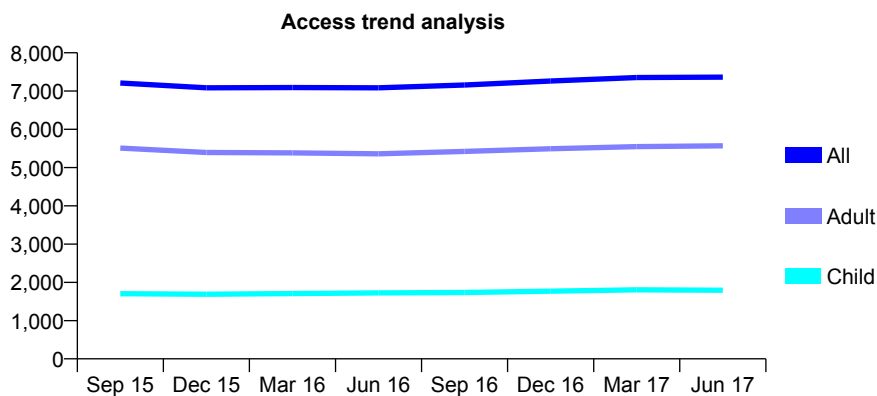
## Q70 - Vital Signs At a Glance Contract Report for 566403/0001 - June 2017

Name or company name	MR WM FLETT
Contract type name	GDS Contract
Purpose of contract	General
Contract start date	01/04/2006
Contract end date	

17/18 Contracted general activity (UDA)	18,531
Carry forward general activity (UDA)	0
17/18 Contracted orthodontic activity (UOA)	0
Carry forward orthodontic activity (UOA)	0
Baseline contract value	£492,072.00

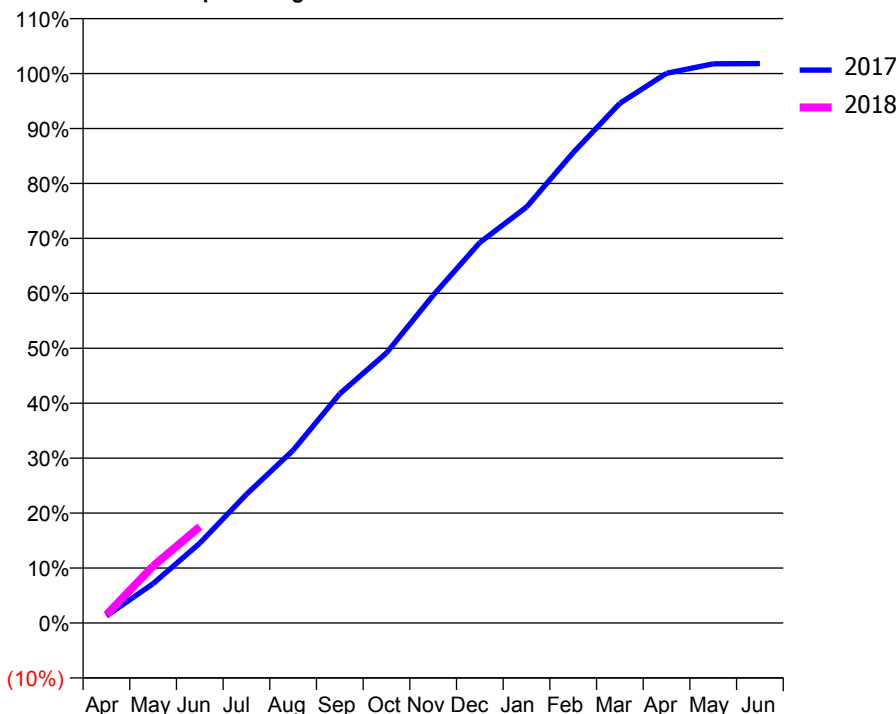
### ACCESS\*

Patients seen in 24 months	Total	Change since previous quarter
Quarter ending June 2016	7,084	
Quarter ending September 2016	7,157	→
Quarter ending December 2016	7,263	→
Quarter ending March 2017	7,352	→
Quarter ending June 2017	7,364	→
<b>Variance since June 2016</b>	<b>4.0%</b>	<b>↑</b>



### ACTIVITY

**Cumulative percentage of contracted UDA delivered 2017 & 2018**



**Adjusted Scheduled Activity (UDA)**

Month	2017	2018
April	241	277
May	1,328	1,921
June	2,691	3,247
July	4,340	
August	5,825	
September	7,733	
October	9,108	
November	11,053	
December	12,830	
January	14,027	
February	15,861	
March	17,525	
April	18,540	
May	18,859	
June	18,866	

### QUALITY

	Quantity	Base Number	Contract	AT	Region	England
% of FP17s for the same patient ID Re-attending within 3 months - Children	40	612	6.5%	10.6%	11.6%	12.0%
% of FP17s for the same patient ID Re-attending within 3 months - Adults	279	1,932	14.4%	14.9%	15.9%	16.0%
% of FP17s for the same patient ID Re-attending between 3 & 9 months - Children	392	612	64.1%	59.9%	60.4%	58.0%
% of FP17s for the same patient ID Re-attending between 3 & 9 months - Adults	924	1,932	47.8%	52.2%	52.3%	50.9%
% of FP17s for Band 1 Urgent Courses	129	1,805	7.1%	10.0%	9.5%	9.1%
% of FP17s Relating to Free Repair or Replacements	49	1,805	2.7%	0.6%	0.7%	0.8%
% of FP17s Relating to Continuations	13	1,805	0.7%	1.1%	1.0%	1.1%
% of Patients satisfied with the dentistry they have received	11	11	100.0%	93.1%	91.9%	91.7%
% of Patients satisfied with the time they had to wait for an appointment	10	11	90.9%	87.9%	88.0%	88.0%

\* This is based on patients treated on this contract for their most recent course of treatment. Figures in italics indicate the base number of FP17s or Patient Questionnaire responses are less than 100. N/A is shown where the base number of responses is less than 10 during the period. % is calculated as Quantity/Base number\*100

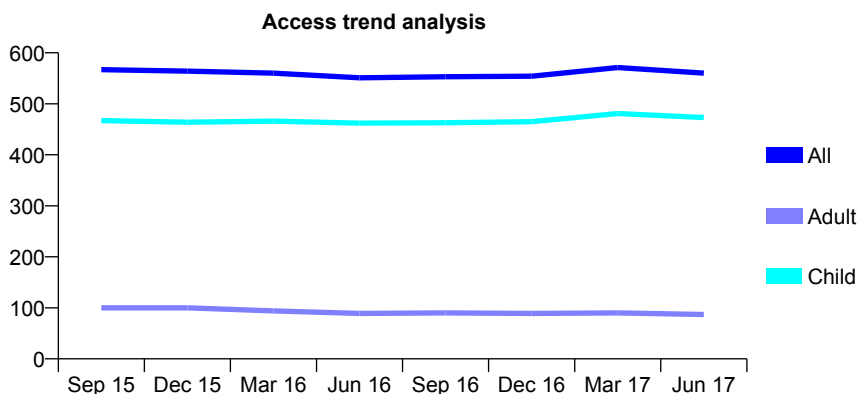
## Q70 - Vital Signs At a Glance Contract Report for 567019/0001 - June 2017

Name or company name	MR JH PHELPS
Contract type name	GDS Contract
Purpose of contract	General
Contract start date	01/04/2006
Contract end date	

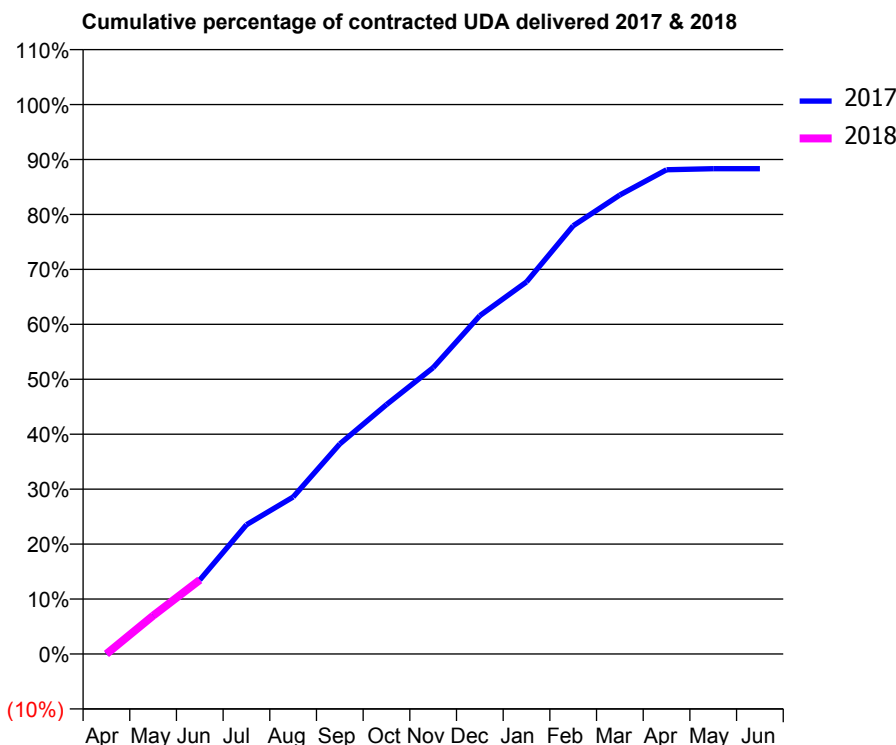
17/18 Contracted general activity (UDA)	1,526
Carry forward general activity (UDA)	0
17/18 Contracted orthodontic activity (UOA)	0
Carry forward orthodontic activity (UOA)	0
Baseline contract value	£32,716.27

### ACCESS\*

Patients seen in 24 months	Total	Change since previous quarter
Quarter ending June 2016	551	
Quarter ending September 2016	553	→
Quarter ending December 2016	554	→
Quarter ending March 2017	571	↑
Quarter ending June 2017	560	↓
<b>Variance since June 2016</b>	<b>1.6%</b>	<b>→</b>



### ACTIVITY



Month	Adjusted Scheduled Activity (UDA)	
	2017	2018
April	0	0
May	105	106
June	206	206
July	359	
August	436	
September	583	
October	693	
November	795	
December	940	
January	1,033	
February	1,189	
March	1,275	
April	1,345	
May	1,348	
June	1,348	

### QUALITY

	Quantity	Base Number	Contract	AT	Region	England
% of FP17s for the same patient ID Re-attending within 3 months - Children	17	198	8.6%	10.6%	11.6%	12.0%
% of FP17s for the same patient ID Re-attending within 3 months - Adults	2	16	12.5%	14.9%	15.9%	16.0%
% of FP17s for the same patient ID Re-attending between 3 & 9 months - Children	149	198	75.3%	59.9%	60.4%	58.0%
% of FP17s for the same patient ID Re-attending between 3 & 9 months - Adults	11	16	68.8%	52.2%	52.3%	50.9%
% of FP17s for Band 1 Urgent Courses	4	157	2.5%	10.0%	9.5%	9.1%
% of FP17s Relating to Free Repair or Replacements	0	157	0.0%	0.6%	0.7%	0.8%
% of FP17s Relating to Continuations	0	157	0.0%	1.1%	1.0%	1.1%
% of Patients satisfied with the dentistry they have received	0	0	N/A	93.1%	91.9%	91.7%
% of Patients satisfied with the time they had to wait for an appointment	0	0	N/A	87.9%	88.0%	88.0%

\* This is based on patients treated on this contract for their most recent course of treatment. Figures in italics indicate the base number of FP17s or Patient Questionnaire responses are less than 100. N/A is shown where the base number of responses is less than 10 during the period. % is calculated as Quantity/Base number\*100

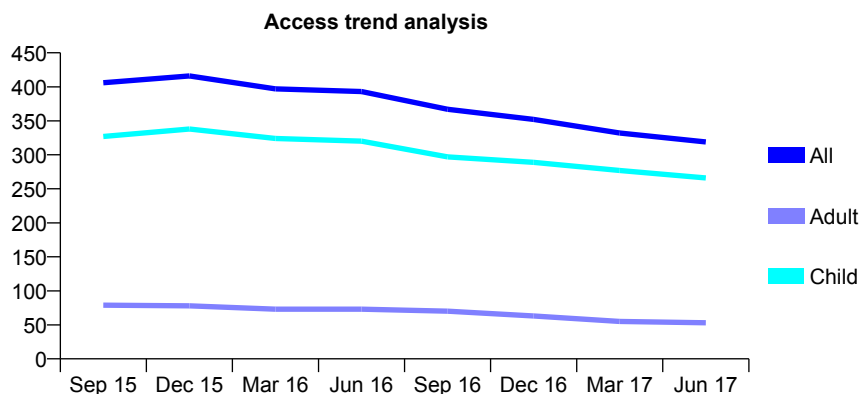
## Q70 - Vital Signs At a Glance Contract Report for 567485/0002 - June 2017

Name or company name	MR PT JONES
Contract type name	GDS Contract
Purpose of contract	General and Orthodontic
Contract start date	01/04/2006
Contract end date	

17/18 Contracted general activity (UDA)	800
Carry forward general activity (UDA)	0
17/18 Contracted orthodontic activity (UOA)	182
Carry forward orthodontic activity (UOA)	0
Baseline contract value	£36,717.13

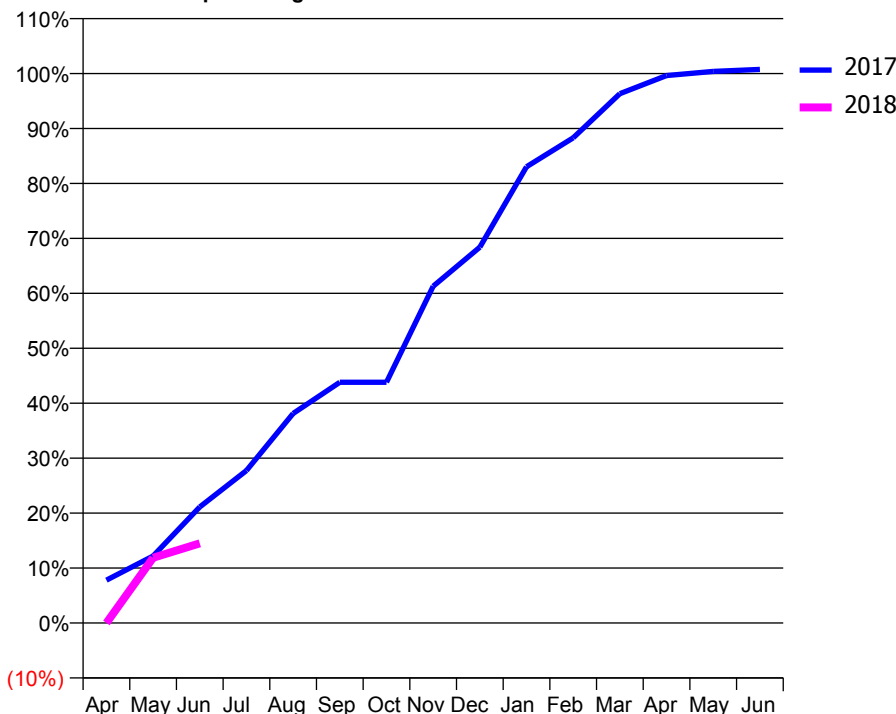
### ACCESS\*

Patients seen in 24 months	Total	Change since previous quarter
Quarter ending June 2016	393	
Quarter ending September 2016	367	↓
Quarter ending December 2016	352	↓
Quarter ending March 2017	332	↓
Quarter ending June 2017	319	↓
<b>Variance since June 2016</b>	<b>(18.8%)</b>	<b>↓</b>



### ACTIVITY

**Cumulative percentage of contracted UDA delivered 2017 & 2018**



**Adjusted Scheduled Activity (UDA)**

Month	2017	2018
April	62	0
May	98	95
June	169	116
July	222	
August	305	
September	351	
October	351	
November	490	
December	547	
January	664	
February	706	
March	771	
April	797	
May	803	
June	806	

### QUALITY

	Quantity	Base Number	Contract	AT	Region	England
% of FP17s for the same patient ID Re-attending within 3 months - Children	15	104	14.4%	10.6%	11.6%	12.0%
% of FP17s for the same patient ID Re-attending within 3 months - Adults	1	10	10.0%	14.9%	15.9%	16.0%
% of FP17s for the same patient ID Re-attending between 3 & 9 months - Children	83	104	79.8%	59.9%	60.4%	58.0%
% of FP17s for the same patient ID Re-attending between 3 & 9 months - Adults	6	10	60.0%	52.2%	52.3%	50.9%
% of FP17s for Band 1 Urgent Courses	0	72	0.0%	10.0%	9.5%	9.1%
% of FP17s Relating to Free Repair or Replacements	0	72	0.0%	0.6%	0.7%	0.8%
% of FP17s Relating to Continuations	0	72	0.0%	1.1%	1.0%	1.1%
% of Patients satisfied with the dentistry they have received	2	2	N/A	93.1%	91.9%	91.7%
% of Patients satisfied with the time they had to wait for an appointment	2	2	N/A	87.9%	88.0%	88.0%

\* This is based on patients treated on this contract for their most recent course of treatment. Figures in italics indicate the base number of FP17s or Patient Questionnaire responses are less than 100. N/A is shown where the base number of responses is less than 10 during the period. % is calculated as Quantity/Base number\*100

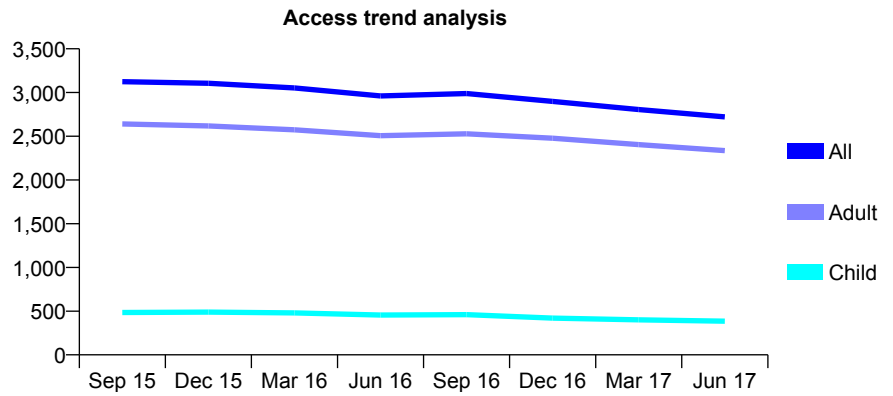
## Q70 - Vital Signs At a Glance Contract Report for 569216/0001 - June 2017

Name or company name	MR BG PARNELL
Contract type name	GDS Contract
Purpose of contract	General
Contract start date	01/04/2006
Contract end date	

17/18 Contracted general activity (UDA)	8,445
Carry forward general activity (UDA)	0
17/18 Contracted orthodontic activity (UOA)	0
Carry forward orthodontic activity (UOA)	0
Baseline contract value	£211,030.36

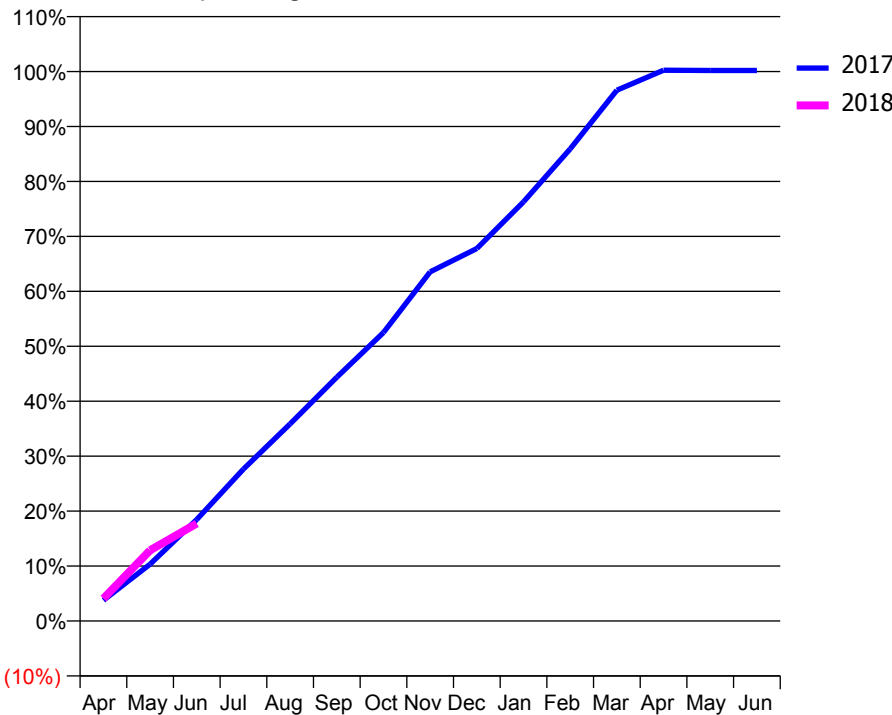
### ACCESS\*

Patients seen in 24 months	Total	Change since previous quarter
Quarter ending June 2016	2,961	
Quarter ending September 2016	2,988	→
Quarter ending December 2016	2,898	↓
Quarter ending March 2017	2,805	↓
Quarter ending June 2017	2,721	↓
<b>Variance since June 2016</b>	<b>(8.1%)</b>	<b>↓</b>



### ACTIVITY

Cumulative percentage of contracted UDA delivered 2017 & 2018



Month	Adjusted Scheduled Activity (UDA)	
	2017	2018
April	319	345
May	873	1,088
June	1,560	1,499
July	2,335	
August	3,029	
September	3,747	
October	4,434	
November	5,367	
December	5,725	
January	6,442	
February	7,255	
March	8,158	
April	8,464	
May	8,460	
June	8,460	

### QUALITY

	Quantity	Base Number	Contract	AT	Region	England
% of FP17s for the same patient ID Re-attending within 3 months - Children	6	151	4.0%	10.6%	11.6%	12.0%
% of FP17s for the same patient ID Re-attending within 3 months - Adults	138	822	16.8%	14.9%	15.9%	16.0%
% of FP17s for the same patient ID Re-attending between 3 & 9 months - Children	96	151	63.6%	59.9%	60.4%	58.0%
% of FP17s for the same patient ID Re-attending between 3 & 9 months - Adults	510	822	62.0%	52.2%	52.3%	50.9%
% of FP17s for Band 1 Urgent Courses	132	816	16.2%	10.0%	9.5%	9.1%
% of FP17s Relating to Free Repair or Replacements	12	816	1.5%	0.6%	0.7%	0.8%
% of FP17s Relating to Continuations	8	816	1.0%	1.1%	1.0%	1.1%
% of Patients satisfied with the dentistry they have received	8	10	80.0%	93.1%	91.9%	91.7%
% of Patients satisfied with the time they had to wait for an appointment	10	10	100.0%	87.9%	88.0%	88.0%

\* This is based on patients treated on this contract for their most recent course of treatment. Figures in italics indicate the base number of FP17s or Patient Questionnaire responses are less than 100. N/A is shown where the base number of responses is less than 10 during the period. % is calculated as Quantity/Base number\*100

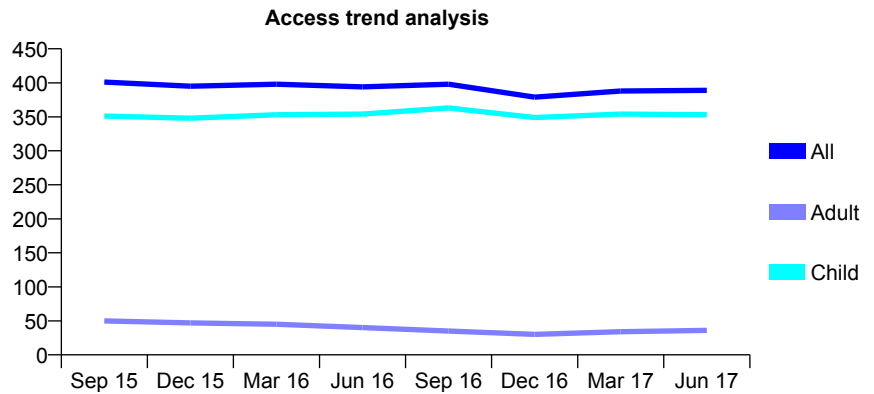
## Q70 - Vital Signs At a Glance Contract Report for 570036/0001 - June 2017

Name or company name	MRS EM EXELBY
Contract type name	GDS Contract
Purpose of contract	General
Contract start date	01/04/2006
Contract end date	

17/18 Contracted general activity (UDA)	650
Carry forward general activity (UDA)	0
17/18 Contracted orthodontic activity (UOA)	0
Carry forward orthodontic activity (UOA)	0
Baseline contract value	£14,345.87

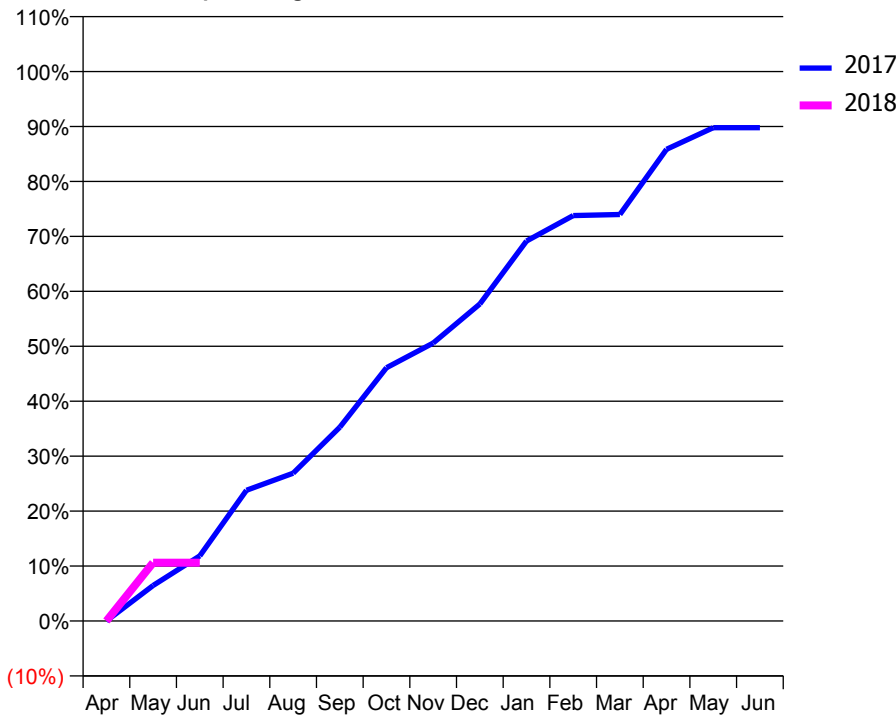
### ACCESS\*

Patients seen in 24 months	Total	Change since previous quarter
Quarter ending June 2016	394	
Quarter ending September 2016	398	→
Quarter ending December 2016	379	↓
Quarter ending March 2017	388	↑
Quarter ending June 2017	389	→
<b>Variance since June 2016</b>	<b>(1.3%)</b>	<b>↓</b>



### ACTIVITY

Cumulative percentage of contracted UDA delivered 2017 & 2018



Month	Adjusted Scheduled Activity (UDA)	
	2017	2018
April	0	0
May	42	69
June	77	69
July	155	
August	175	
September	229	
October	300	
November	329	
December	375	
January	449	
February	480	
March	481	
April	558	
May	584	
June	584	

### QUALITY

	Quantity	Base Number	Contract	AT	Region	England
% of FP17s for the same patient ID Re-attending within 3 months - Children	4	145	2.8%	10.6%	11.6%	12.0%
% of FP17s for the same patient ID Re-attending within 3 months - Adults	0	0	N/A	14.9%	15.9%	16.0%
% of FP17s for the same patient ID Re-attending between 3 & 9 months - Children	59	145	40.7%	59.9%	60.4%	58.0%
% of FP17s for the same patient ID Re-attending between 3 & 9 months - Adults	0	0	N/A	52.2%	52.3%	50.9%
% of FP17s for Band 1 Urgent Courses	0	61	0.0%	10.0%	9.5%	9.1%
% of FP17s Relating to Free Repair or Replacements	0	61	0.0%	0.6%	0.7%	0.8%
% of FP17s Relating to Continuations	0	61	0.0%	1.1%	1.0%	1.1%
% of Patients satisfied with the dentistry they have received	0	0	N/A	93.1%	91.9%	91.7%
% of Patients satisfied with the time they had to wait for an appointment	0	0	N/A	87.9%	88.0%	88.0%

\* This is based on patients treated on this contract for their most recent course of treatment. Figures in italics indicate the base number of FP17s or Patient Questionnaire responses are less than 100. N/A is shown where the base number of responses is less than 10 during the period. % is calculated as Quantity/Base number\*100

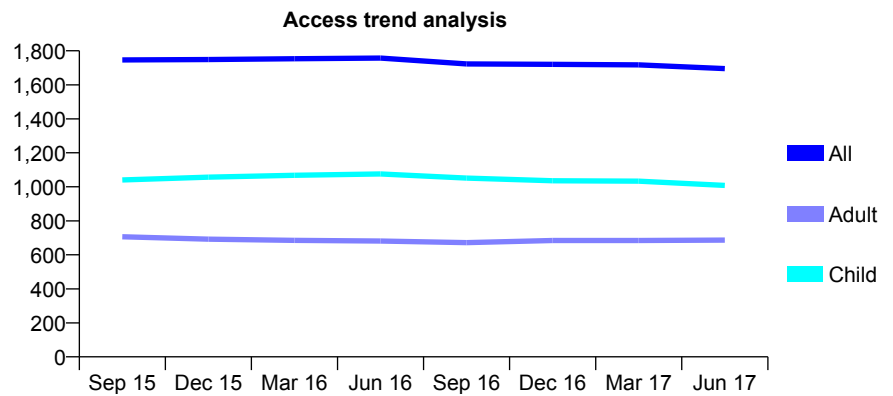
## Q70 - Vital Signs At a Glance Contract Report for 573566/0002 - June 2017

Name or company name	Sandown Dental Practice
Contract type name	GDS Contract
Purpose of contract	General
Contract start date	04/01/2010
Contract end date	

17/18 Contracted general activity (UDA)	3,690
Carry forward general activity (UDA)	0
17/18 Contracted orthodontic activity (UOA)	0
Carry forward orthodontic activity (UOA)	0
Baseline contract value	£87,064.77

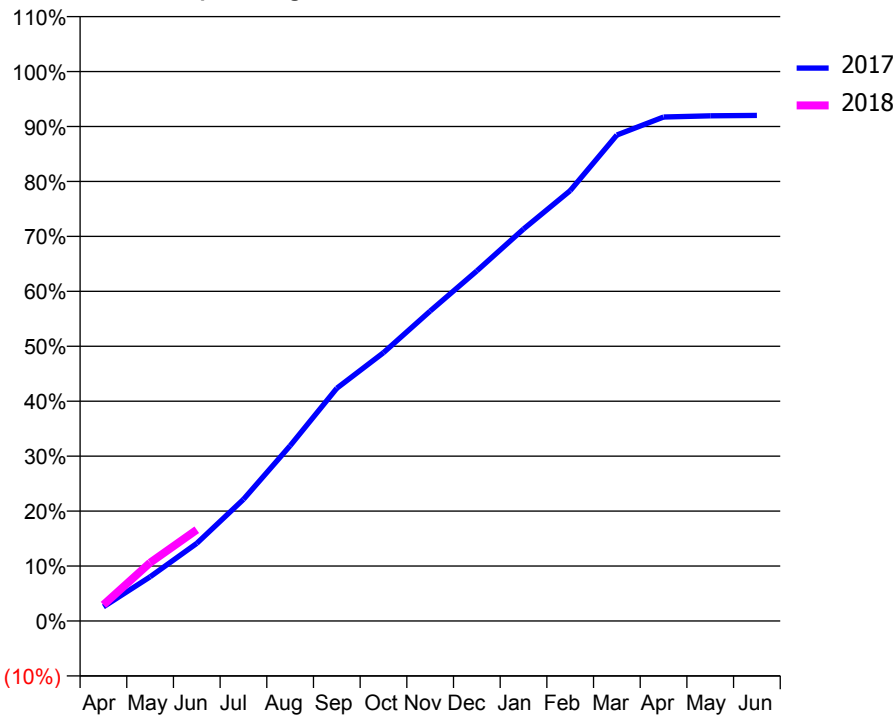
### ACCESS\*

Patients seen in 24 months	Total	Change since previous quarter
Quarter ending June 2016	1,757	
Quarter ending September 2016	1,723	↓
Quarter ending December 2016	1,720	→
Quarter ending March 2017	1,717	→
Quarter ending June 2017	1,695	↓
<b>Variance since June 2016</b>	<b>(3.5%)</b>	<b>↓</b>



### ACTIVITY

Cumulative percentage of contracted UDA delivered 2017 & 2018



Month	Adjusted Scheduled Activity (UDA)	
	2017	2018
April	96	109
May	297	392
June	521	613
July	817	
August	1,177	
September	1,563	
October	1,802	
November	2,081	
December	2,351	
January	2,632	
February	2,890	
March	3,264	
April	3,384	
May	3,392	
June	3,395	

### QUALITY

	Quantity	Base Number	Contract	AT	Region	England
% of FP17s for the same patient ID Re-attending within 3 months - Children	45	394	11.4%	10.6%	11.6%	12.0%
% of FP17s for the same patient ID Re-attending within 3 months - Adults	15	156	9.6%	14.9%	15.9%	16.0%
% of FP17s for the same patient ID Re-attending between 3 & 9 months - Children	254	394	64.5%	59.9%	60.4%	58.0%
% of FP17s for the same patient ID Re-attending between 3 & 9 months - Adults	93	156	59.6%	52.2%	52.3%	50.9%
% of FP17s for Band 1 Urgent Courses	29	467	6.2%	10.0%	9.5%	9.1%
% of FP17s Relating to Free Repair or Replacements	0	467	0.0%	0.6%	0.7%	0.8%
% of FP17s Relating to Continuations	2	467	0.4%	1.1%	1.0%	1.1%
% of Patients satisfied with the dentistry they have received	4	4	N/A	93.1%	91.9%	91.7%
% of Patients satisfied with the time they had to wait for an appointment	4	4	N/A	87.9%	88.0%	88.0%

\* This is based on patients treated on this contract for their most recent course of treatment. Figures in italics indicate the base number of FP17s or Patient Questionnaire responses are less than 100. N/A is shown where the base number of responses is less than 10 during the period. % is calculated as Quantity/Base number\*100



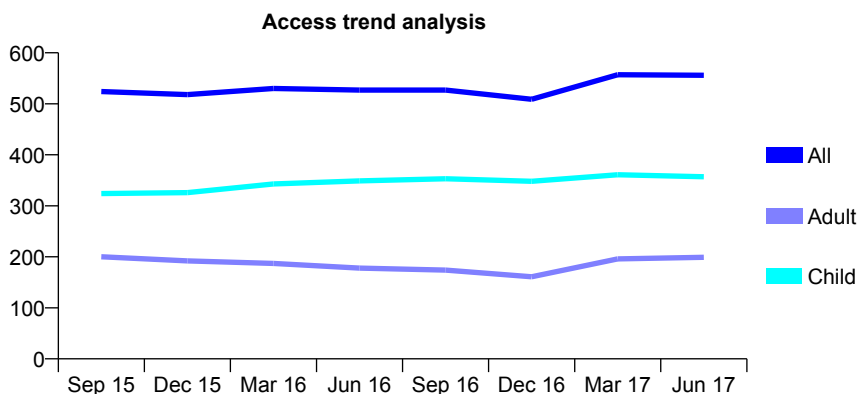
## Q70 - Vital Signs At a Glance Contract Report for 574937/0001 - June 2017

Name or company name	Teeth-on-the-Heath
Contract type name	GDS Contract
Purpose of contract	General
Contract start date	01/04/2006
Contract end date	

17/18 Contracted general activity (UDA)	1,331
Carry forward general activity (UDA)	0
17/18 Contracted orthodontic activity (UOA)	0
Carry forward orthodontic activity (UOA)	0
Baseline contract value	£35,943.53

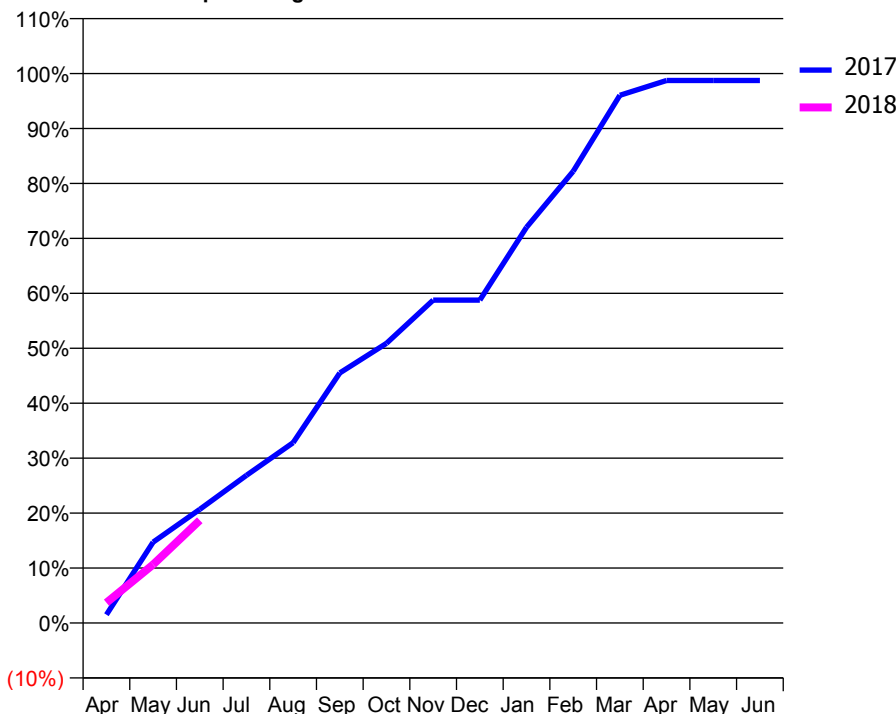
### ACCESS\*

Patients seen in 24 months	Total	Change since previous quarter
Quarter ending June 2016	527	
Quarter ending September 2016	527	→
Quarter ending December 2016	509	↓
Quarter ending March 2017	557	↑
Quarter ending June 2017	556	→
<b>Variance since June 2016</b>	<b>5.5%</b>	<b>↑</b>



### ACTIVITY

Cumulative percentage of contracted UDA delivered 2017 & 2018



Adjusted Scheduled Activity (UDA)

Month	2017	2018
April	20	49
May	196	142
June	275	249
July	358	
August	437	
September	606	
October	678	
November	782	
December	782	
January	959	
February	1,094	
March	1,278	
April	1,314	
May	1,314	
June	1,314	

### QUALITY

	Quantity	Base Number	Contract	AT	Region	England
% of FP17s for the same patient ID Re-attending within 3 months - Children	9	139	6.5%	10.6%	11.6%	12.0%
% of FP17s for the same patient ID Re-attending within 3 months - Adults	6	60	10.0%	14.9%	15.9%	16.0%
% of FP17s for the same patient ID Re-attending between 3 & 9 months - Children	95	139	68.3%	59.9%	60.4%	58.0%
% of FP17s for the same patient ID Re-attending between 3 & 9 months - Adults	20	60	33.3%	52.2%	52.3%	50.9%
% of FP17s for Band 1 Urgent Courses	19	171	11.1%	10.0%	9.5%	9.1%
% of FP17s Relating to Free Repair or Replacements	0	171	0.0%	0.6%	0.7%	0.8%
% of FP17s Relating to Continuations	0	171	0.0%	1.1%	1.0%	1.1%
% of Patients satisfied with the dentistry they have received	1	1	N/A	93.1%	91.9%	91.7%
% of Patients satisfied with the time they had to wait for an appointment	1	1	N/A	87.9%	88.0%	88.0%

\* This is based on patients treated on this contract for their most recent course of treatment. Figures in italics indicate the base number of FP17s or Patient Questionnaire responses are less than 100. N/A is shown where the base number of responses is less than 10 during the period. % is calculated as Quantity/Base number\*100

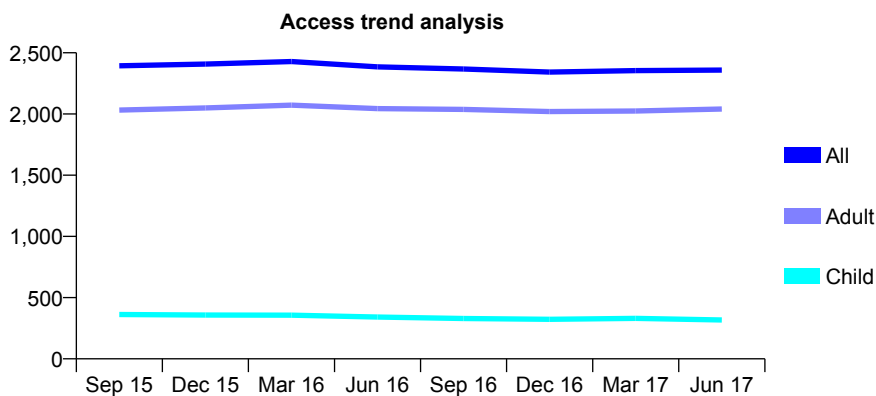
## Q70 - Vital Signs At a Glance Contract Report for 626228/0001 - June 2017

Name or company name	CP Dental
Contract type name	GDS Contract
Purpose of contract	General
Contract start date	01/04/2006
Contract end date	

17/18 Contracted general activity (UDA)	7,275
Carry forward general activity (UDA)	0
17/18 Contracted orthodontic activity (UOA)	0
Carry forward orthodontic activity (UOA)	0
Baseline contract value	£171,284.73

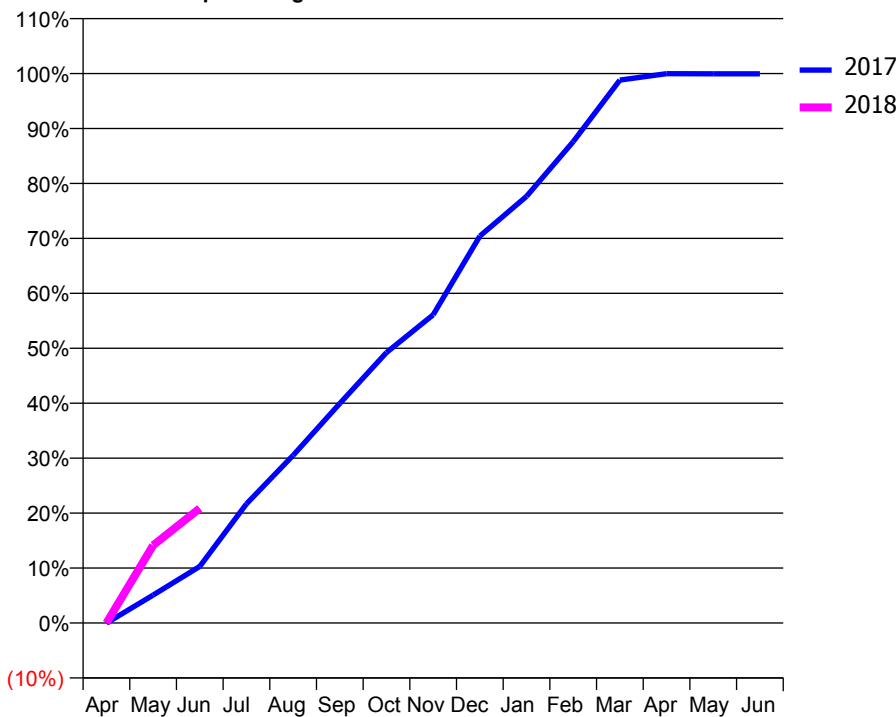
### ACCESS\*

Patients seen in 24 months	Total	Change since previous quarter
Quarter ending June 2016	2,385	
Quarter ending September 2016	2,368	→
Quarter ending December 2016	2,343	↓
Quarter ending March 2017	2,355	→
Quarter ending June 2017	2,359	→
<b>Variance since June 2016</b>	<b>(1.1%)</b>	<b>↓</b>



### ACTIVITY

Cumulative percentage of contracted UDA delivered 2017 & 2018



Month	Adjusted Scheduled Activity (UDA)	
	2017	2018
April	-3	0
May	369	1,029
June	749	1,519
July	1,578	
August	2,220	
September	2,907	
October	3,581	
November	4,080	
December	5,122	
January	5,648	
February	6,372	
March	7,187	
April	7,273	
May	7,270	
June	7,270	

### QUALITY

	Quantity	Base Number	Contract	AT	Region	England
% of FP17s for the same patient ID Re-attending within 3 months - Children	3	102	2.9%	10.6%	11.6%	12.0%
% of FP17s for the same patient ID Re-attending within 3 months - Adults	53	750	7.1%	14.9%	15.9%	16.0%
% of FP17s for the same patient ID Re-attending between 3 & 9 months - Children	76	102	74.5%	59.9%	60.4%	58.0%
% of FP17s for the same patient ID Re-attending between 3 & 9 months - Adults	521	750	69.5%	52.2%	52.3%	50.9%
% of FP17s for Band 1 Urgent Courses	7	793	0.9%	10.0%	9.5%	9.1%
% of FP17s Relating to Free Repair or Replacements	0	793	0.0%	0.6%	0.7%	0.8%
% of FP17s Relating to Continuations	2	793	0.3%	1.1%	1.0%	1.1%
% of Patients satisfied with the dentistry they have received	6	7	N/A	93.1%	91.9%	91.7%
% of Patients satisfied with the time they had to wait for an appointment	6	7	N/A	87.9%	88.0%	88.0%

\* This is based on patients treated on this contract for their most recent course of treatment. Figures in italics indicate the base number of FP17s or Patient Questionnaire responses are less than 100. N/A is shown where the base number of responses is less than 10 during the period. % is calculated as Quantity/Base number\*100

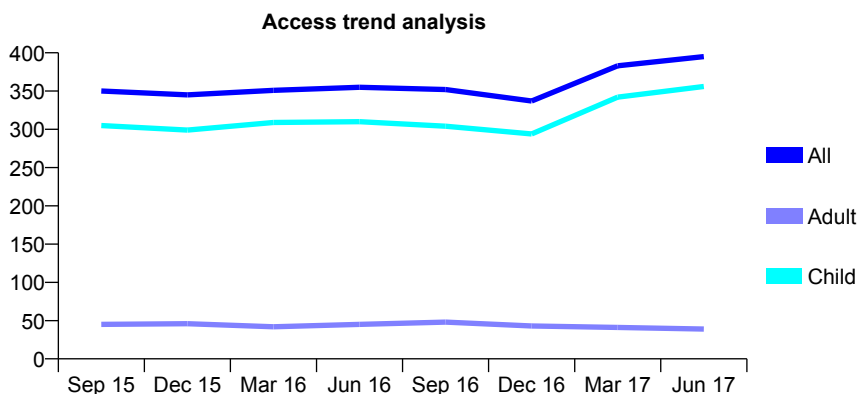
## Q70 - Vital Signs At a Glance Contract Report for 635901/0001 - June 2017

Name or company name	Oakley Road Dental Practice
Contract type name	GDS Contract
Purpose of contract	General
Contract start date	01/04/2006
Contract end date	

17/18 Contracted general activity (UDA)	700
Carry forward general activity (UDA)	0
17/18 Contracted orthodontic activity (UOA)	0
Carry forward orthodontic activity (UOA)	0
Baseline contract value	£15,944.62

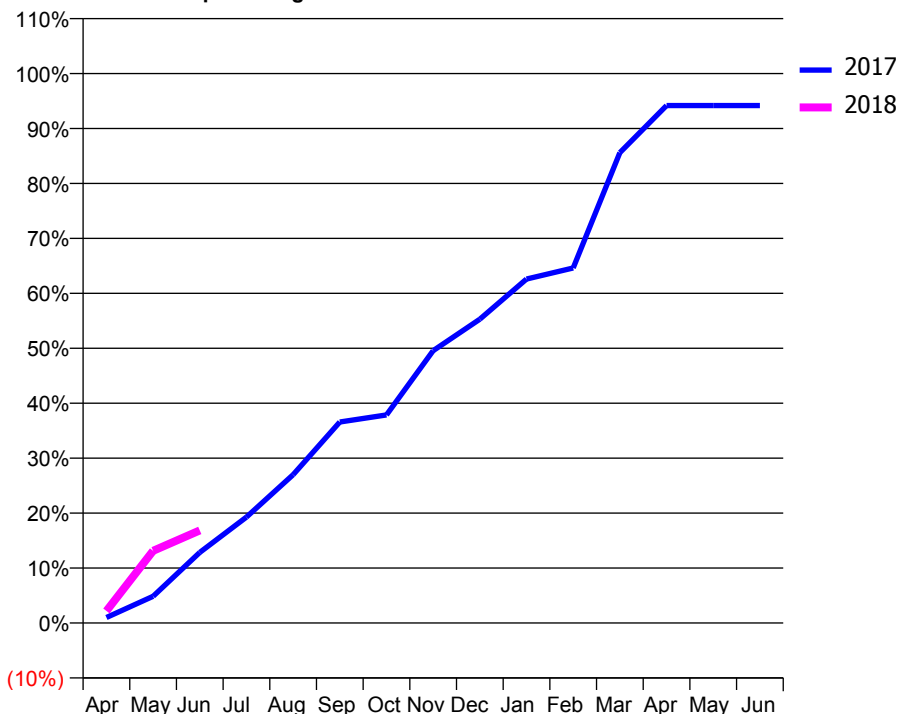
### ACCESS\*

Patients seen in 24 months	Total	Change since previous quarter
Quarter ending June 2016	355	
Quarter ending September 2016	352	→
Quarter ending December 2016	337	↓
Quarter ending March 2017	383	↑
Quarter ending June 2017	395	↑
<b>Variance since June 2016</b>	<b>11.3%</b>	<b>↑</b>



### ACTIVITY

Cumulative percentage of contracted UDA delivered 2017 & 2018



Month	Adjusted Scheduled Activity (UDA)	
	2017	2018
April	7	15
May	34	92
June	90	118
July	135	
August	189	
September	256	
October	265	
November	347	
December	387	
January	438	
February	452	
March	599	
April	659	
May	659	
June	659	

### QUALITY

	Quantity	Base Number	Contract	AT	Region	England
% of FP17s for the same patient ID Re-attending within 3 months - Children	12	121	9.9%	10.6%	11.6%	12.0%
% of FP17s for the same patient ID Re-attending within 3 months - Adults	0	0	N/A	14.9%	15.9%	16.0%
% of FP17s for the same patient ID Re-attending between 3 & 9 months - Children	67	121	55.4%	59.9%	60.4%	58.0%
% of FP17s for the same patient ID Re-attending between 3 & 9 months - Adults	0	0	N/A	52.2%	52.3%	50.9%
% of FP17s for Band 1 Urgent Courses	5	91	5.5%	10.0%	9.5%	9.1%
% of FP17s Relating to Free Repair or Replacements	0	91	0.0%	0.6%	0.7%	0.8%
% of FP17s Relating to Continuations	0	91	0.0%	1.1%	1.0%	1.1%
% of Patients satisfied with the dentistry they have received	0	0	N/A	93.1%	91.9%	91.7%
% of Patients satisfied with the time they had to wait for an appointment	0	0	N/A	87.9%	88.0%	88.0%

\* This is based on patients treated on this contract for their most recent course of treatment. Figures in italics indicate the base number of FP17s or Patient Questionnaire responses are less than 100. N/A is shown where the base number of responses is less than 10 during the period. % is calculated as Quantity/Base number\*100

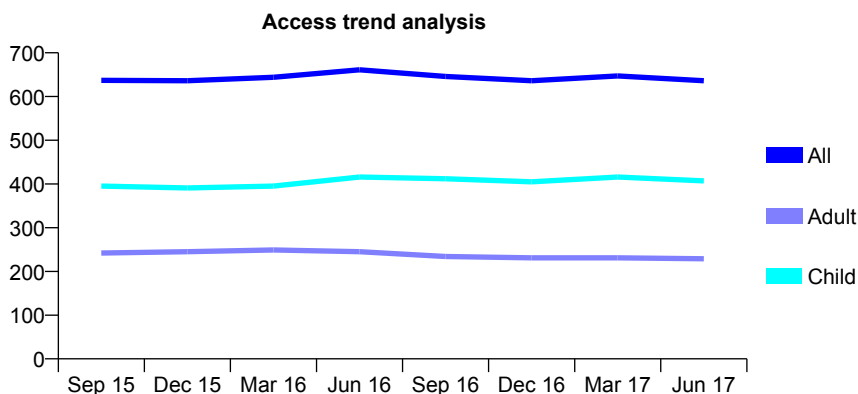
## Q70 - Vital Signs At a Glance Contract Report for 636150/0001 - June 2017

Name or company name	MR JF KAVANAGH
Contract type name	GDS Contract
Purpose of contract	General
Contract start date	01/04/2006
Contract end date	

17/18 Contracted general activity (UDA)	1,160
Carry forward general activity (UDA)	0
17/18 Contracted orthodontic activity (UOA)	0
Carry forward orthodontic activity (UOA)	0
Baseline contract value	£24,752.24

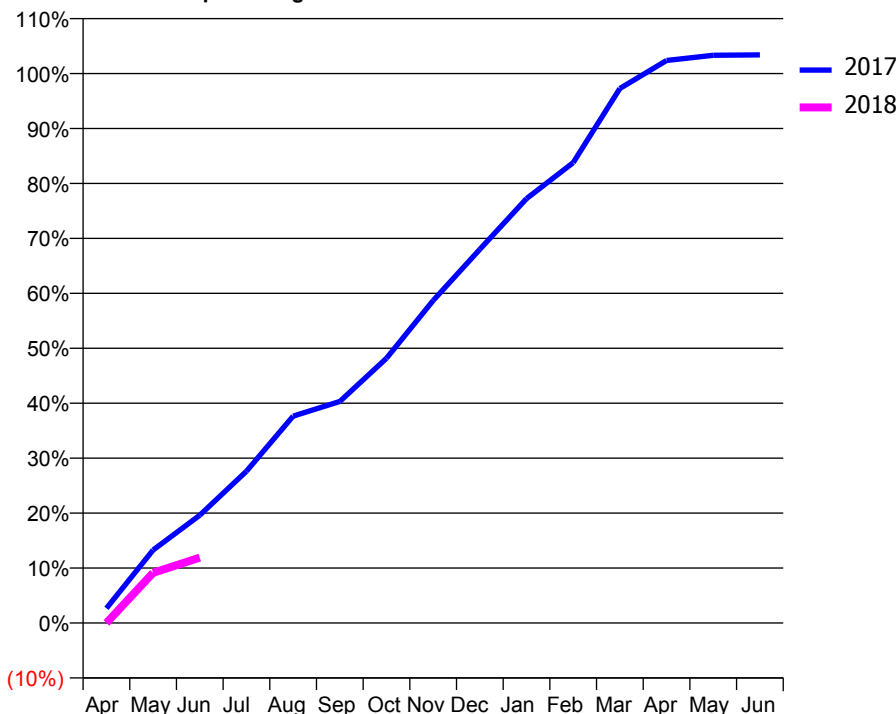
### ACCESS\*

Patients seen in 24 months	Total	Change since previous quarter
Quarter ending June 2016	661	
Quarter ending September 2016	646	↓
Quarter ending December 2016	636	↓
Quarter ending March 2017	647	→
Quarter ending June 2017	636	↓
<b>Variance since June 2016</b>	<b>(3.8%)</b>	<b>↓</b>



### ACTIVITY

Cumulative percentage of contracted UDA delivered 2017 & 2018



Adjusted Scheduled Activity (UDA)		
Month	2017	2018
April	31	0
May	154	106
June	228	138
July	321	
August	437	
September	468	
October	559	
November	681	
December	789	
January	896	
February	972	
March	1,128	
April	1,187	
May	1,198	
June	1,199	

### QUALITY

	Quantity	Base Number	Contract	AT	Region	England
% of FP17s for the same patient ID Re-attending within 3 months - Children	13	120	10.8%	10.6%	11.6%	12.0%
% of FP17s for the same patient ID Re-attending within 3 months - Adults	12	43	27.9%	14.9%	15.9%	16.0%
% of FP17s for the same patient ID Re-attending between 3 & 9 months - Children	75	120	62.5%	59.9%	60.4%	58.0%
% of FP17s for the same patient ID Re-attending between 3 & 9 months - Adults	21	43	48.8%	52.2%	52.3%	50.9%
% of FP17s for Band 1 Urgent Courses	0	106	0.0%	10.0%	9.5%	9.1%
% of FP17s Relating to Free Repair or Replacements	1	106	0.9%	0.6%	0.7%	0.8%
% of FP17s Relating to Continuations	0	106	0.0%	1.1%	1.0%	1.1%
% of Patients satisfied with the dentistry they have received	0	0	N/A	93.1%	91.9%	91.7%
% of Patients satisfied with the time they had to wait for an appointment	0	0	N/A	87.9%	88.0%	88.0%

\* This is based on patients treated on this contract for their most recent course of treatment. Figures in italics indicate the base number of FP17s or Patient Questionnaire responses are less than 100. N/A is shown where the base number of responses is less than 10 during the period. % is calculated as Quantity/Base number\*100

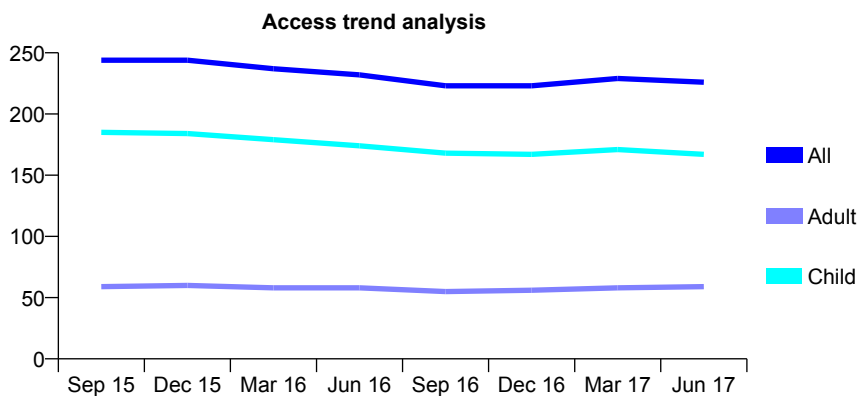
## Q70 - Vital Signs At a Glance Contract Report for 643106/0001 - June 2017

Name or company name	MR AR PRYNNE
Contract type name	GDS Contract
Purpose of contract	General
Contract start date	01/04/2006
Contract end date	

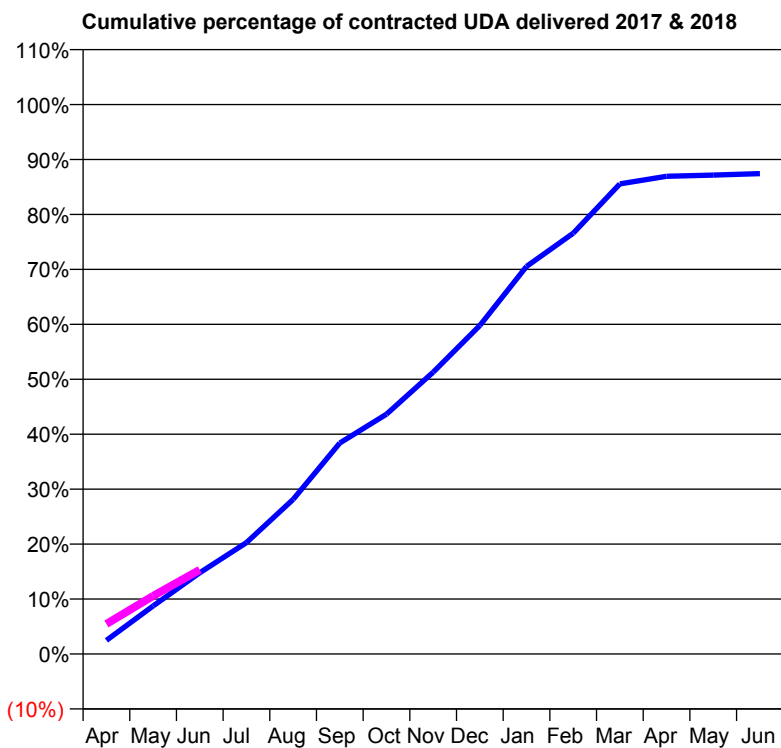
17/18 Contracted general activity (UDA)	450
Carry forward general activity (UDA)	0
17/18 Contracted orthodontic activity (UOA)	0
Carry forward orthodontic activity (UOA)	0
Baseline contract value	£11,341.59

### ACCESS\*

Patients seen in 24 months	Total	Change since previous quarter
Quarter ending June 2016	232	
Quarter ending September 2016	223	↓
Quarter ending December 2016	223	→
Quarter ending March 2017	229	↑
Quarter ending June 2017	226	↓
<b>Variance since June 2016</b>	<b>(2.6%)</b>	<b>↓</b>



### ACTIVITY



Month	Adjusted Scheduled Activity (UDA)	
	2017	2018
April	11	25
May	39	48
June	67	69
July	91	
August	127	
September	173	
October	196	
November	231	
December	269	
January	317	
February	345	
March	385	
April	391	
May	392	
June	393	

### QUALITY

	Quantity	Base Number	Contract	AT	Region	England
% of FP17s for the same patient ID Re-attending within 3 months - Children	4	61	6.6%	10.6%	11.6%	12.0%
% of FP17s for the same patient ID Re-attending within 3 months - Adults	0	7	0.0%	14.9%	15.9%	16.0%
% of FP17s for the same patient ID Re-attending between 3 & 9 months - Children	44	61	72.1%	59.9%	60.4%	58.0%
% of FP17s for the same patient ID Re-attending between 3 & 9 months - Adults	6	7	85.7%	52.2%	52.3%	50.9%
% of FP17s for Band 1 Urgent Courses	5	60	8.3%	10.0%	9.5%	9.1%
% of FP17s Relating to Free Repair or Replacements	0	60	0.0%	0.6%	0.7%	0.8%
% of FP17s Relating to Continuations	1	60	1.7%	1.1%	1.0%	1.1%
% of Patients satisfied with the dentistry they have received	0	0	N/A	93.1%	91.9%	91.7%
% of Patients satisfied with the time they had to wait for an appointment	0	0	N/A	87.9%	88.0%	88.0%

\* This is based on patients treated on this contract for their most recent course of treatment. Figures in italics indicate the base number of FP17s or Patient Questionnaire responses are less than 100. N/A is shown where the base number of responses is less than 10 during the period. % is calculated as Quantity/Base number\*100

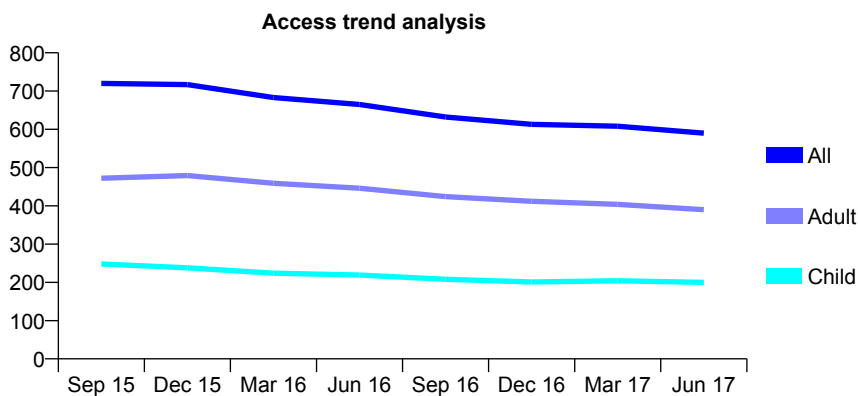
## Q70 - Vital Signs At a Glance Contract Report for 648353/0001 - June 2017

Name or company name	MR MR RICHARDS
Contract type name	GDS Contract
Purpose of contract	General
Contract start date	01/04/2006
Contract end date	

17/18 Contracted general activity (UDA)	2,500
Carry forward general activity (UDA)	0
17/18 Contracted orthodontic activity (UOA)	0
Carry forward orthodontic activity (UOA)	0
Baseline contract value	£61,149.12

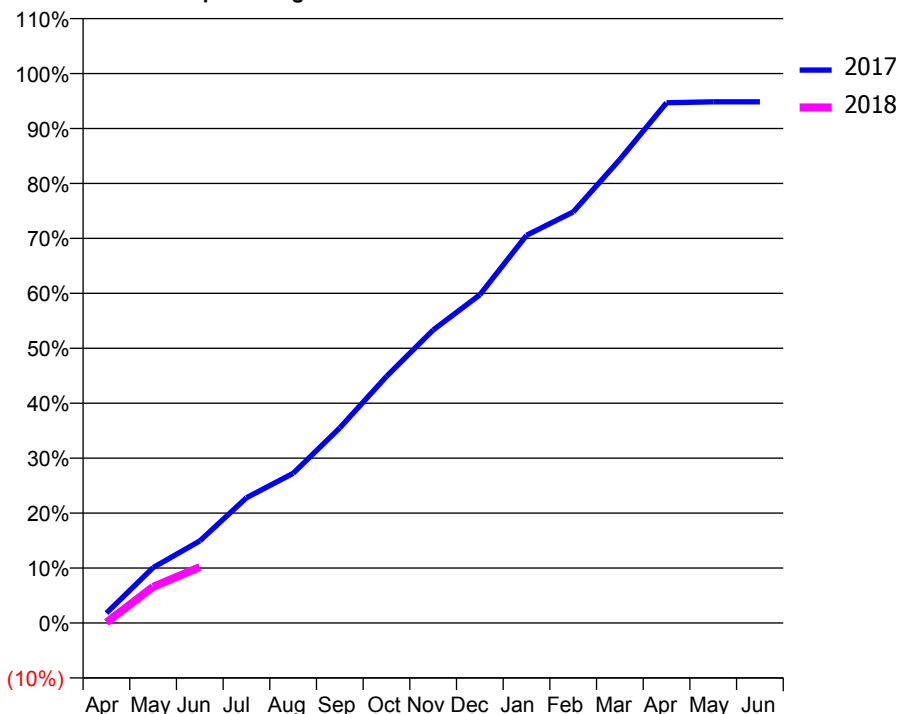
### ACCESS\*

Patients seen in 24 months	Total	Change since previous quarter
Quarter ending June 2016	665	
Quarter ending September 2016	632	↓
Quarter ending December 2016	613	↓
Quarter ending March 2017	608	→
Quarter ending June 2017	590	↓
<b>Variance since June 2016</b>	<b>(11.3%)</b>	<b>↓</b>



### ACTIVITY

Cumulative percentage of contracted UDA delivered 2017 & 2018



Month	Adjusted Scheduled Activity (UDA)	
	2017	2018
April	45	3
May	252	165
June	373	255
July	570	
August	681	
September	888	
October	1,122	
November	1,333	
December	1,494	
January	1,764	
February	1,870	
March	2,109	
April	2,367	
May	2,371	
June	2,371	

### QUALITY

	Quantity	Base Number	Contract	AT	Region	England
% of FP17s for the same patient ID Re-attending within 3 months - Children	1	49	2.0%	10.6%	11.6%	12.0%
% of FP17s for the same patient ID Re-attending within 3 months - Adults	24	96	25.0%	14.9%	15.9%	16.0%
% of FP17s for the same patient ID Re-attending between 3 & 9 months - Children	28	49	57.1%	59.9%	60.4%	58.0%
% of FP17s for the same patient ID Re-attending between 3 & 9 months - Adults	35	96	36.5%	52.2%	52.3%	50.9%
% of FP17s for Band 1 Urgent Courses	2	91	2.2%	10.0%	9.5%	9.1%
% of FP17s Relating to Free Repair or Replacements	0	91	0.0%	0.6%	0.7%	0.8%
% of FP17s Relating to Continuations	0	91	0.0%	1.1%	1.0%	1.1%
% of Patients satisfied with the dentistry they have received	1	2	N/A	93.1%	91.9%	91.7%
% of Patients satisfied with the time they had to wait for an appointment	1	2	N/A	87.9%	88.0%	88.0%

\* This is based on patients treated on this contract for their most recent course of treatment. Figures in italics indicate the base number of FP17s or Patient Questionnaire responses are less than 100. N/A is shown where the base number of responses is less than 10 during the period. % is calculated as Quantity/Base number\*100

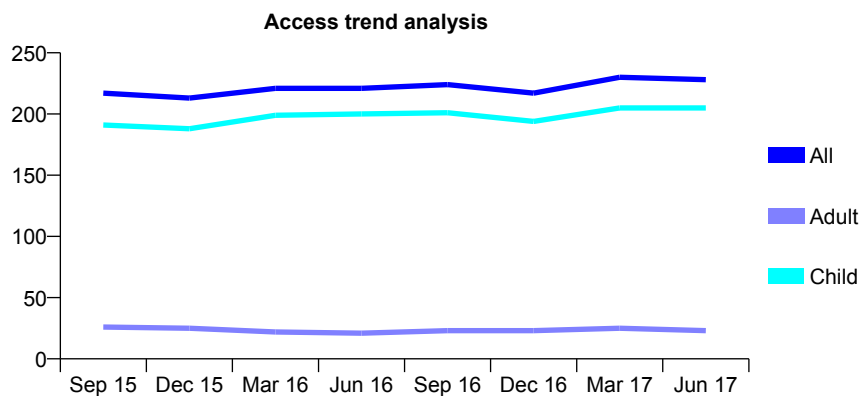
## Q70 - Vital Signs At a Glance Contract Report for 648515/0002 - June 2017

Name or company name	MR GJ QUIGLEY
Contract type name	GDS Contract
Purpose of contract	General
Contract start date	21/04/2008
Contract end date	

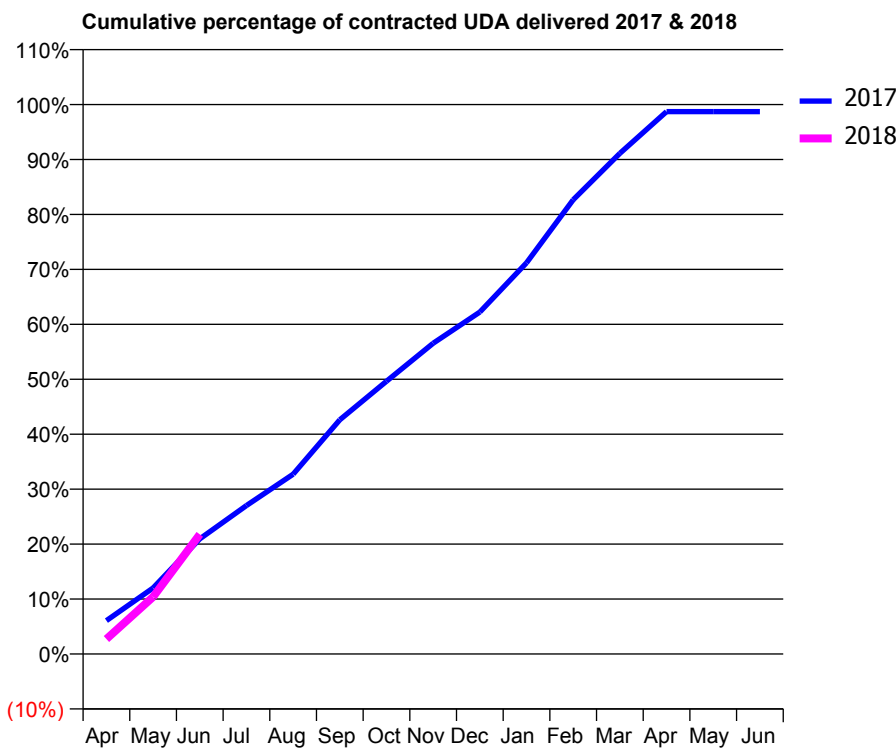
17/18 Contracted general activity (UDA)	527
Carry forward general activity (UDA)	0
17/18 Contracted orthodontic activity (UOA)	0
Carry forward orthodontic activity (UOA)	0
Baseline contract value	£12,248.58

### ACCESS\*

Patients seen in 24 months	Total	Change since previous quarter
Quarter ending June 2016	221	
Quarter ending September 2016	224	→
Quarter ending December 2016	217	↓
Quarter ending March 2017	230	↑
Quarter ending June 2017	228	→
<b>Variance since June 2016</b>	<b>3.2%</b>	<b>↑</b>



### ACTIVITY



Month	Adjusted Scheduled Activity (UDA)	
	2017	2018
April	32	14
May	63	55
June	110	115
July	142	
August	172	
September	225	
October	262	
November	298	
December	328	
January	375	
February	436	
March	480	
April	520	
May	520	
June	520	

### QUALITY

	Quantity	Base Number	Contract	AT	Region	England
% of FP17s for the same patient ID Re-attending within 3 months - Children	7	94	7.4%	10.6%	11.6%	12.0%
% of FP17s for the same patient ID Re-attending within 3 months - Adults	0	0	N/A	14.9%	15.9%	16.0%
% of FP17s for the same patient ID Re-attending between 3 & 9 months - Children	70	94	74.5%	59.9%	60.4%	58.0%
% of FP17s for the same patient ID Re-attending between 3 & 9 months - Adults	0	0	N/A	52.2%	52.3%	50.9%
% of FP17s for Band 1 Urgent Courses	4	81	4.9%	10.0%	9.5%	9.1%
% of FP17s Relating to Free Repair or Replacements	0	81	0.0%	0.6%	0.7%	0.8%
% of FP17s Relating to Continuations	0	81	0.0%	1.1%	1.0%	1.1%
% of Patients satisfied with the dentistry they have received	0	0	N/A	93.1%	91.9%	91.7%
% of Patients satisfied with the time they had to wait for an appointment	0	0	N/A	87.9%	88.0%	88.0%

\* This is based on patients treated on this contract for their most recent course of treatment. Figures in italics indicate the base number of FP17s or Patient Questionnaire responses are less than 100. N/A is shown where the base number of responses is less than 10 during the period. % is calculated as Quantity/Base number\*100

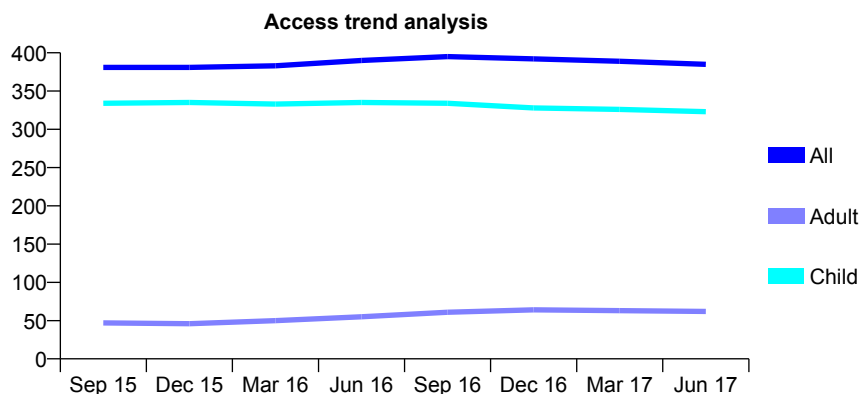
## Q70 - Vital Signs At a Glance Contract Report for 649619/0001 - June 2017

Name or company name	MR ND GREENWAY
Contract type name	GDS Contract
Purpose of contract	General
Contract start date	01/04/2006
Contract end date	

17/18 Contracted general activity (UDA)	662
Carry forward general activity (UDA)	0
17/18 Contracted orthodontic activity (UOA)	0
Carry forward orthodontic activity (UOA)	0
Baseline contract value	£16,534.30

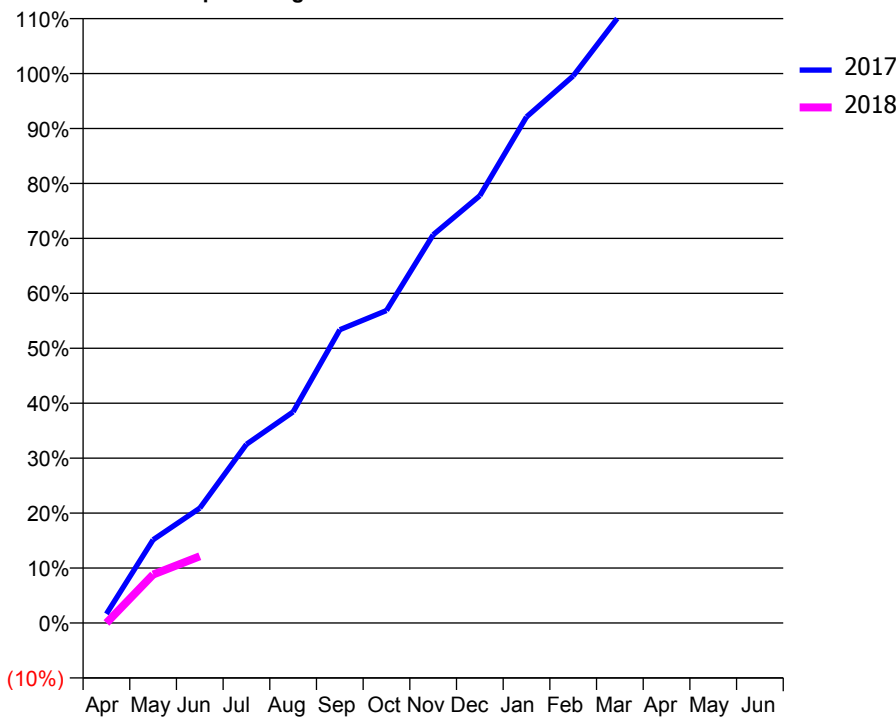
### ACCESS\*

Patients seen in 24 months	Total	Change since previous quarter
Quarter ending June 2016	390	
Quarter ending September 2016	395	→
Quarter ending December 2016	392	→
Quarter ending March 2017	389	→
Quarter ending June 2017	385	↓
<b>Variance since June 2016</b>	<b>(1.3%)</b>	<b>↓</b>



### ACTIVITY

Cumulative percentage of contracted UDA delivered 2017 & 2018



Month	Adjusted Scheduled Activity (UDA)	
	2017	2018
April	11	0
May	100	58
June	138	80
July	215	
August	254	
September	353	
October	376	
November	468	
December	515	
January	610	
February	659	
March	732	
April	766	
May	767	
June	767	

### QUALITY

	Quantity	Base Number	Contract	AT	Region	England
% of FP17s for the same patient ID Re-attending within 3 months - Children	5	82	6.1%	10.6%	11.6%	12.0%
% of FP17s for the same patient ID Re-attending within 3 months - Adults	0	3	0.0%	14.9%	15.9%	16.0%
% of FP17s for the same patient ID Re-attending between 3 & 9 months - Children	47	82	57.3%	59.9%	60.4%	58.0%
% of FP17s for the same patient ID Re-attending between 3 & 9 months - Adults	1	3	33.3%	52.2%	52.3%	50.9%
% of FP17s for Band 1 Urgent Courses	2	66	3.0%	10.0%	9.5%	9.1%
% of FP17s Relating to Free Repair or Replacements	0	66	0.0%	0.6%	0.7%	0.8%
% of FP17s Relating to Continuations	0	66	0.0%	1.1%	1.0%	1.1%
% of Patients satisfied with the dentistry they have received	0	0	N/A	93.1%	91.9%	91.7%
% of Patients satisfied with the time they had to wait for an appointment	0	0	N/A	87.9%	88.0%	88.0%

\* This is based on patients treated on this contract for their most recent course of treatment. Figures in italics indicate the base number of FP17s or Patient Questionnaire responses are less than 100. N/A is shown where the base number of responses is less than 10 during the period. % is calculated as Quantity/Base number\*100



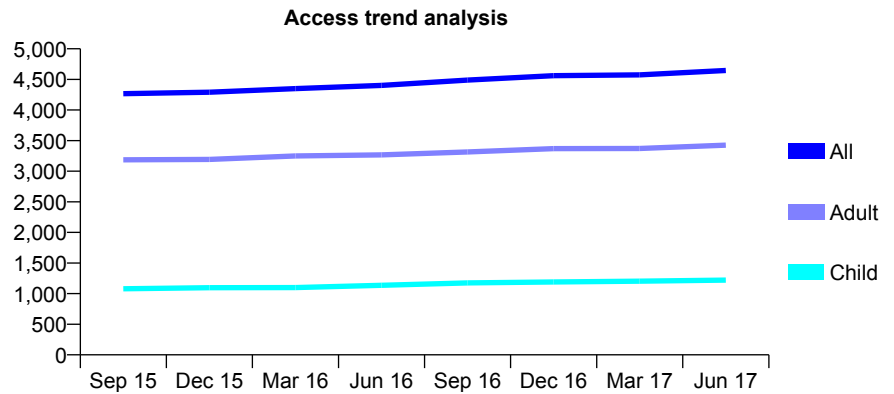
## Q70 - Vital Signs At a Glance Contract Report for 650552/0001 - June 2017

Name or company name	MR NB SQUIRRELL
Contract type name	GDS Contract
Purpose of contract	General
Contract start date	01/04/2006
Contract end date	

17/18 Contracted general activity (UDA)	11,069
Carry forward general activity (UDA)	0
17/18 Contracted orthodontic activity (UOA)	0
Carry forward orthodontic activity (UOA)	0
Baseline contract value	£291,480.20

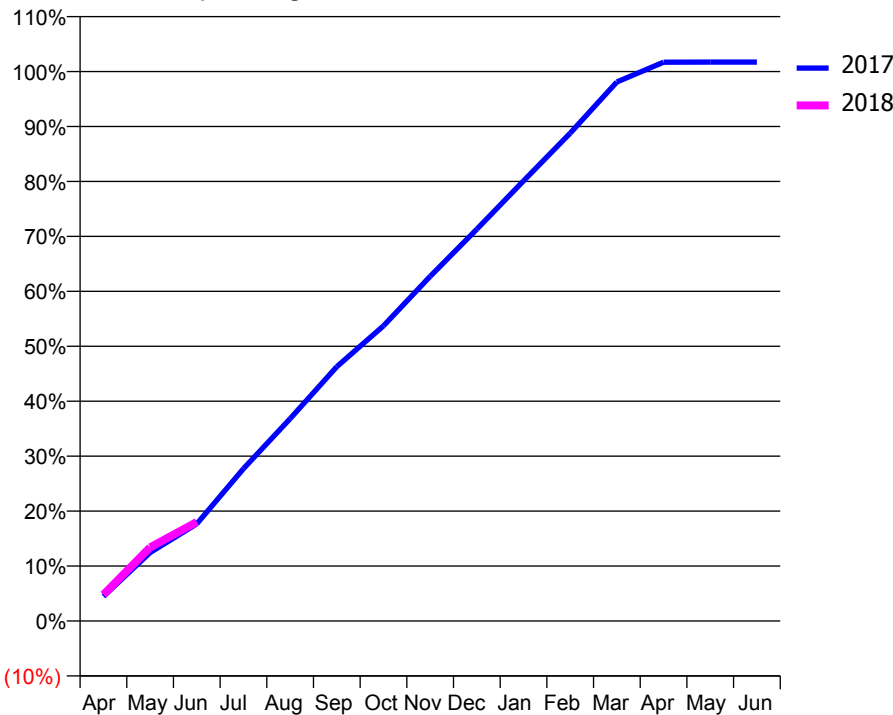
### ACCESS\*

Patients seen in 24 months	Total	Change since previous quarter
Quarter ending June 2016	4,402	
Quarter ending September 2016	4,489	→
Quarter ending December 2016	4,560	→
Quarter ending March 2017	4,574	→
Quarter ending June 2017	4,646	→
<b>Variance since June 2016</b>	<b>5.5%</b>	<b>↑</b>



### ACTIVITY

Cumulative percentage of contracted UDA delivered 2017 & 2018



Month	Adjusted Scheduled Activity (UDA)	
	2017	2018
April	496	530
May	1,380	1,484
June	1,958	1,994
July	3,069	
August	4,076	
September	5,124	
October	5,947	
November	6,942	
December	7,893	
January	8,865	
February	9,827	
March	10,858	
April	11,256	
May	11,258	
June	11,258	

### QUALITY

	Quantity	Base Number	Contract	AT	Region	England
% of FP17s for the same patient ID Re-attending within 3 months - Children	21	350	6.0%	10.6%	11.6%	12.0%
% of FP17s for the same patient ID Re-attending within 3 months - Adults	168	967	17.4%	14.9%	15.9%	16.0%
% of FP17s for the same patient ID Re-attending between 3 & 9 months - Children	175	350	50.0%	59.9%	60.4%	58.0%
% of FP17s for the same patient ID Re-attending between 3 & 9 months - Adults	457	967	47.3%	52.2%	52.3%	50.9%
% of FP17s for Band 1 Urgent Courses	113	1,091	10.4%	10.0%	9.5%	9.1%
% of FP17s Relating to Free Repair or Replacements	5	1,091	0.5%	0.6%	0.7%	0.8%
% of FP17s Relating to Continuations	26	1,091	2.4%	1.1%	1.0%	1.1%
% of Patients satisfied with the dentistry they have received	3	5	N/A	93.1%	91.9%	91.7%
% of Patients satisfied with the time they had to wait for an appointment	3	5	N/A	87.9%	88.0%	88.0%

\* This is based on patients treated on this contract for their most recent course of treatment. Figures in italics indicate the base number of FP17s or Patient Questionnaire responses are less than 100. N/A is shown where the base number of responses is less than 10 during the period. % is calculated as Quantity/Base number\*100

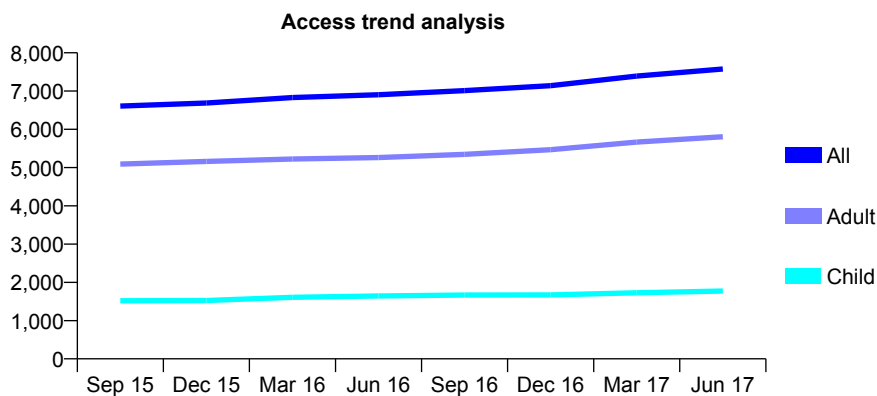
## Q70 - Vital Signs At a Glance Contract Report for 651206/0001 - June 2017

Name or company name	MRS HC CADDICK
Contract type name	GDS Contract
Purpose of contract	General
Contract start date	01/04/2006
Contract end date	

17/18 Contracted general activity (UDA)	23,601
Carry forward general activity (UDA)	0
17/18 Contracted orthodontic activity (UOA)	0
Carry forward orthodontic activity (UOA)	0
Baseline contract value	£656,127.85

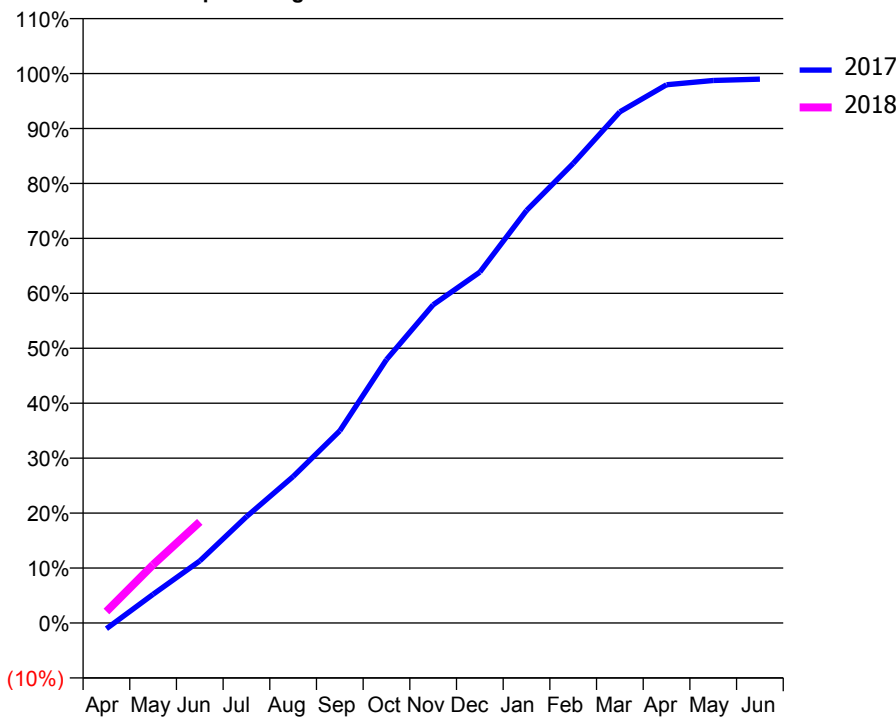
### ACCESS\*

Patients seen in 24 months	Total	Change since previous quarter
Quarter ending June 2016	6,903	
Quarter ending September 2016	7,012	→
Quarter ending December 2016	7,141	→
Quarter ending March 2017	7,392	↑
Quarter ending June 2017	7,576	↑
<b>Variance since June 2016</b>	<b>9.7%</b>	<b>↑</b>



### ACTIVITY

Cumulative percentage of contracted UDA delivered 2017 & 2018



Adjusted Scheduled Activity (UDA)

Month	2017	2018
April	-251	498
May	1,234	2,505
June	2,667	4,342
July	4,569	
August	6,294	
September	8,256	
October	11,312	
November	13,666	
December	15,069	
January	17,720	
February	19,737	
March	21,957	
April	23,117	
May	23,299	
June	23,358	

### QUALITY

	Quantity	Base Number	Contract	AT	Region	England
% of FP17s for the same patient ID Re-attending within 3 months - Children	48	677	7.1%	10.6%	11.6%	12.0%
% of FP17s for the same patient ID Re-attending within 3 months - Adults	331	2,227	14.9%	14.9%	15.9%	16.0%
% of FP17s for the same patient ID Re-attending between 3 & 9 months - Children	427	677	63.1%	59.9%	60.4%	58.0%
% of FP17s for the same patient ID Re-attending between 3 & 9 months - Adults	1,218	2,227	54.7%	52.2%	52.3%	50.9%
% of FP17s for Band 1 Urgent Courses	162	1,909	8.5%	10.0%	9.5%	9.1%
% of FP17s Relating to Free Repair or Replacements	17	1,909	0.9%	0.6%	0.7%	0.8%
% of FP17s Relating to Continuations	21	1,909	1.1%	1.1%	1.0%	1.1%
% of Patients satisfied with the dentistry they have received	9	9	N/A	93.1%	91.9%	91.7%
% of Patients satisfied with the time they had to wait for an appointment	9	9	N/A	87.9%	88.0%	88.0%

\* This is based on patients treated on this contract for their most recent course of treatment. Figures in italics indicate the base number of FP17s or Patient Questionnaire responses are less than 100. N/A is shown where the base number of responses is less than 10 during the period. % is calculated as Quantity/Base number\*100

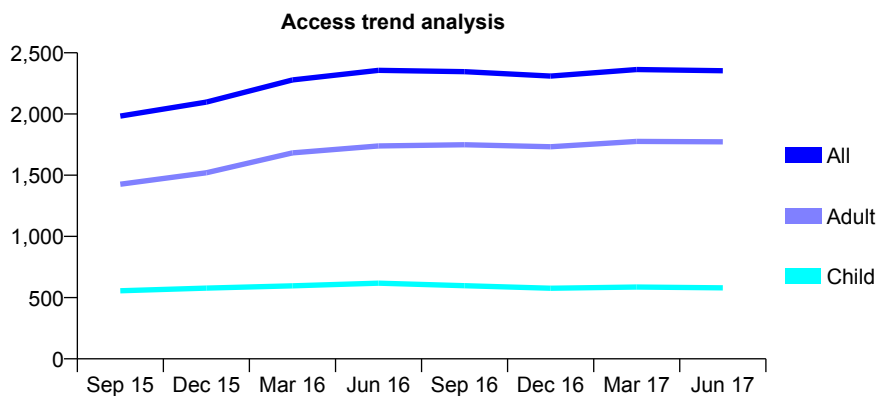
## Q70 - Vital Signs At a Glance Contract Report for 657662/0001 - June 2017

Name or company name	MR AJ SHEEHAN
Contract type name	GDS Contract
Purpose of contract	General
Contract start date	01/04/2006
Contract end date	

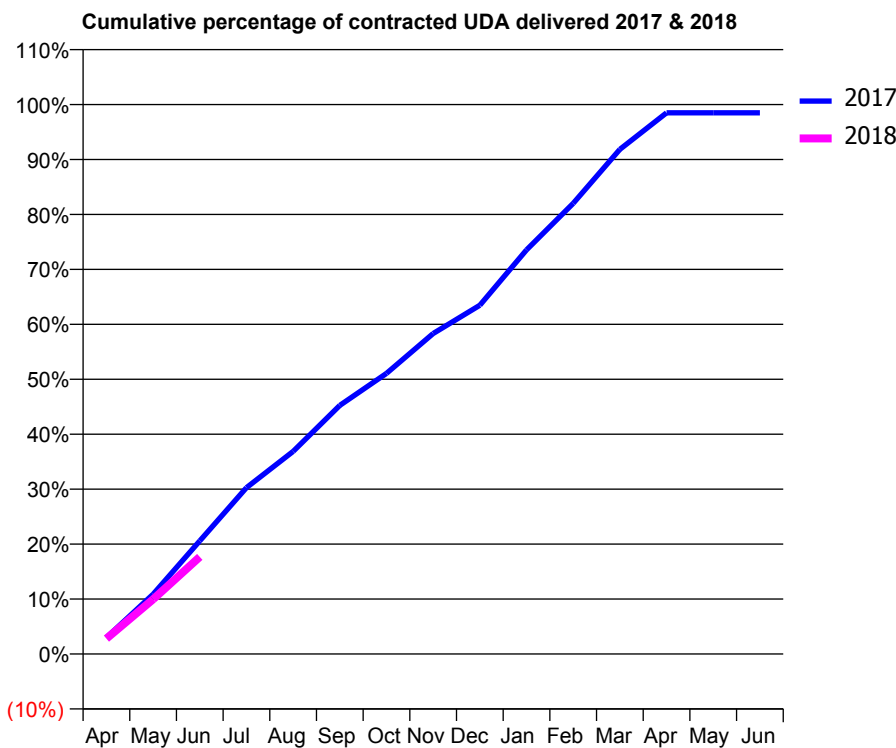
17/18 Contracted general activity (UDA)	3,610
Carry forward general activity (UDA)	0
17/18 Contracted orthodontic activity (UOA)	0
Carry forward orthodontic activity (UOA)	0
Baseline contract value	£84,327.32

### ACCESS\*

Patients seen in 24 months	Total	Change since previous quarter
Quarter ending June 2016	2,357	
Quarter ending September 2016	2,346	→
Quarter ending December 2016	2,310	↓
Quarter ending March 2017	2,363	↑
Quarter ending June 2017	2,353	→
<b>Variance since June 2016</b>	<b>(0.2%)</b>	<b>→</b>



### ACTIVITY



Month	Adjusted Scheduled Activity (UDA)	
	2017	2018
April	109	101
May	393	360
June	744	638
July	1,093	
August	1,331	
September	1,633	
October	1,844	
November	2,106	
December	2,291	
January	2,655	
February	2,961	
March	3,316	
April	3,555	
May	3,555	
June	3,555	

### QUALITY

	Quantity	Base Number	Contract	AT	Region	England
% of FP17s for the same patient ID Re-attending within 3 months - Children	9	191	4.7%	10.6%	11.6%	12.0%
% of FP17s for the same patient ID Re-attending within 3 months - Adults	87	566	15.4%	14.9%	15.9%	16.0%
% of FP17s for the same patient ID Re-attending between 3 & 9 months - Children	112	191	58.6%	59.9%	60.4%	58.0%
% of FP17s for the same patient ID Re-attending between 3 & 9 months - Adults	314	566	55.5%	52.2%	52.3%	50.9%
% of FP17s for Band 1 Urgent Courses	9	353	2.5%	10.0%	9.5%	9.1%
% of FP17s Relating to Free Repair or Replacements	0	353	0.0%	0.6%	0.7%	0.8%
% of FP17s Relating to Continuations	7	353	2.0%	1.1%	1.0%	1.1%
% of Patients satisfied with the dentistry they have received	1	1	N/A	93.1%	91.9%	91.7%
% of Patients satisfied with the time they had to wait for an appointment	1	1	N/A	87.9%	88.0%	88.0%

\* This is based on patients treated on this contract for their most recent course of treatment. Figures in italics indicate the base number of FP17s or Patient Questionnaire responses are less than 100. N/A is shown where the base number of responses is less than 10 during the period. % is calculated as Quantity/Base number\*100

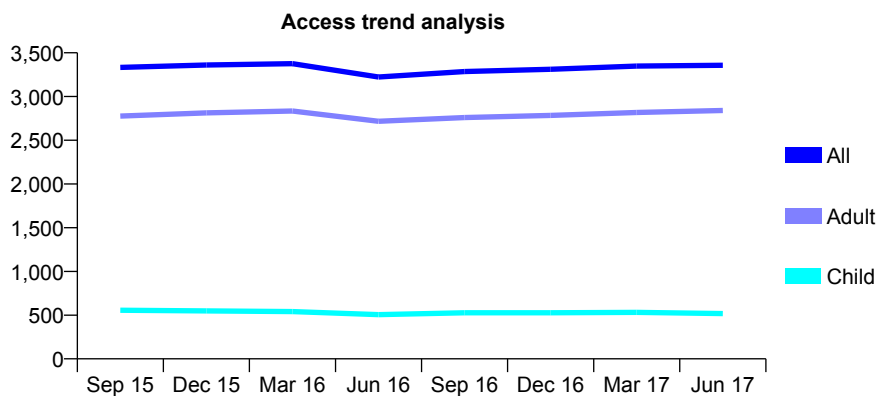
## Q70 - Vital Signs At a Glance Contract Report for 659657/0001 - June 2017

Name or company name	MR TM FRADGLEY
Contract type name	GDS Contract
Purpose of contract	General
Contract start date	01/04/2006
Contract end date	

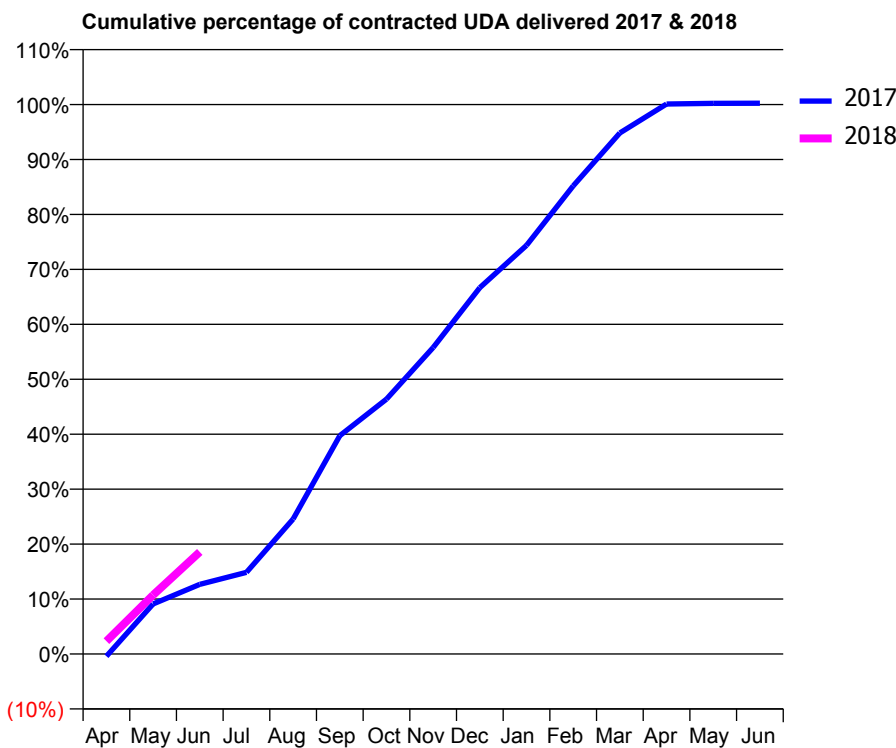
17/18 Contracted general activity (UDA)	11,037
Carry forward general activity (UDA)	0
17/18 Contracted orthodontic activity (UOA)	0
Carry forward orthodontic activity (UOA)	0
Baseline contract value	£251,357.93

### ACCESS\*

Patients seen in 24 months	Total	Change since previous quarter
Quarter ending June 2016	3,223	
Quarter ending September 2016	3,286	→
Quarter ending December 2016	3,311	→
Quarter ending March 2017	3,349	→
Quarter ending June 2017	3,358	→
<b>Variance since June 2016</b>	<b>4.2%</b>	<b>↑</b>



### ACTIVITY



Month	Adjusted Scheduled Activity (UDA)	
	2017	2018
April	-47	258
May	1,006	1,185
June	1,398	2,051
July	1,639	
August	2,711	
September	4,386	
October	5,120	
November	6,155	
December	7,359	
January	8,209	
February	9,402	
March	10,465	
April	11,046	
May	11,060	
June	11,064	

### QUALITY

	Quantity	Base Number	Contract	AT	Region	England
% of FP17s for the same patient ID Re-attending within 3 months - Children	6	130	4.6%	10.6%	11.6%	12.0%
% of FP17s for the same patient ID Re-attending within 3 months - Adults	37	714	5.2%	14.9%	15.9%	16.0%
% of FP17s for the same patient ID Re-attending between 3 & 9 months - Children	26	130	20.0%	59.9%	60.4%	58.0%
% of FP17s for the same patient ID Re-attending between 3 & 9 months - Adults	242	714	33.9%	52.2%	52.3%	50.9%
% of FP17s for Band 1 Urgent Courses	27	658	4.1%	10.0%	9.5%	9.1%
% of FP17s Relating to Free Repair or Replacements	3	658	0.5%	0.6%	0.7%	0.8%
% of FP17s Relating to Continuations	1	658	0.2%	1.1%	1.0%	1.1%
% of Patients satisfied with the dentistry they have received	12	12	100.0%	93.1%	91.9%	91.7%
% of Patients satisfied with the time they had to wait for an appointment	12	12	100.0%	87.9%	88.0%	88.0%

\* This is based on patients treated on this contract for their most recent course of treatment. Figures in italics indicate the base number of FP17s or Patient Questionnaire responses are less than 100. N/A is shown where the base number of responses is less than 10 during the period. % is calculated as Quantity/Base number\*100

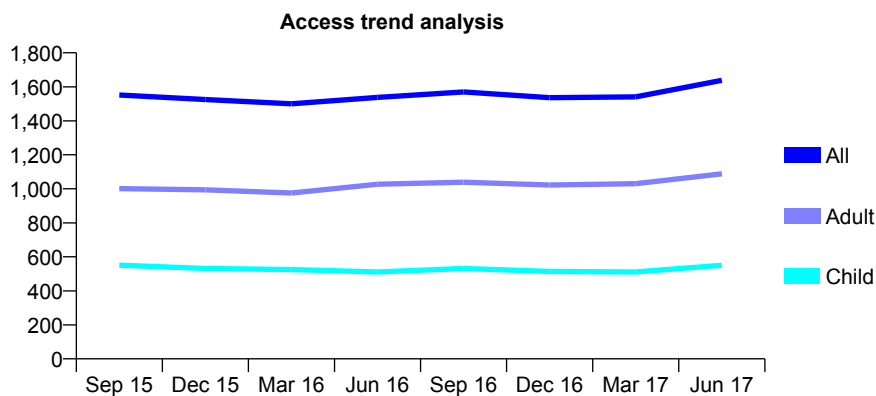
## Q70 - Vital Signs At a Glance Contract Report for 674788/0001 - June 2017

Name or company name	MR AA KAMKAR-JAGHOURI
Contract type name	GDS Contract
Purpose of contract	General
Contract start date	01/04/2006
Contract end date	

17/18 Contracted general activity (UDA)	3,828
Carry forward general activity (UDA)	0
17/18 Contracted orthodontic activity (UOA)	0
Carry forward orthodontic activity (UOA)	0
Baseline contract value	£99,877.45

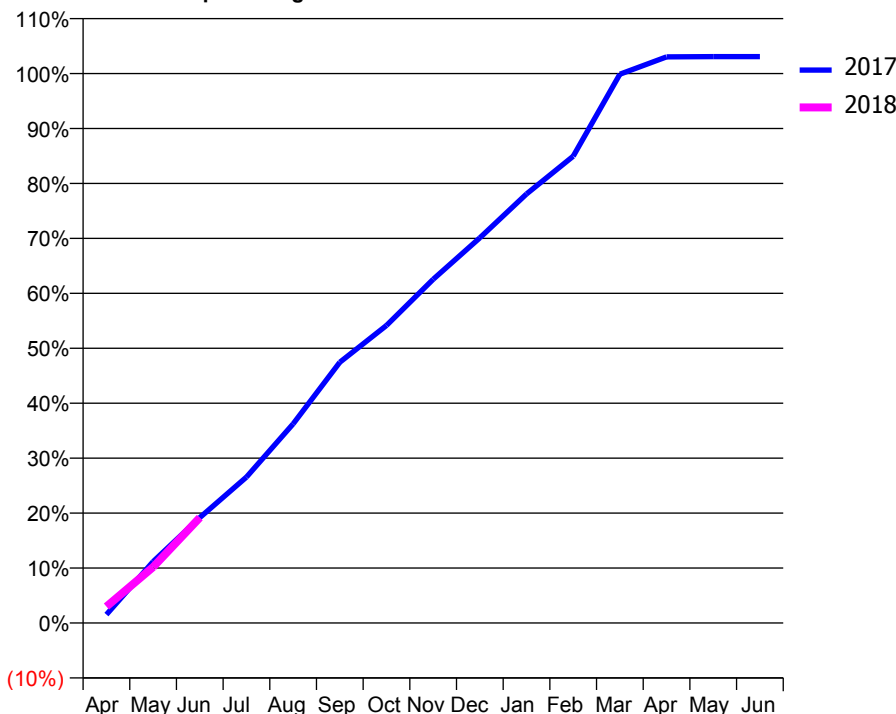
### ACCESS\*

Patients seen in 24 months	Total	Change since previous quarter
Quarter ending June 2016	1,538	
Quarter ending September 2016	1,570	↑
Quarter ending December 2016	1,536	↓
Quarter ending March 2017	1,541	→
Quarter ending June 2017	1,638	↑
<b>Variance since June 2016</b>	<b>6.5%</b>	<b>↑</b>



### ACTIVITY

**Cumulative percentage of contracted UDA delivered 2017 & 2018**



Month	Adjusted Scheduled Activity (UDA)	
	2017	2018
April	59	114
May	428	390
June	735	734
July	1,017	
August	1,388	
September	1,817	
October	2,073	
November	2,394	
December	2,684	
January	2,989	
February	3,252	
March	3,823	
April	3,944	
May	3,946	
June	3,946	

### QUALITY

	Quantity	Base Number	Contract	AT	Region	England
% of FP17s for the same patient ID Re-attending within 3 months - Children	3	189	1.6%	10.6%	11.6%	12.0%
% of FP17s for the same patient ID Re-attending within 3 months - Adults	20	333	6.0%	14.9%	15.9%	16.0%
% of FP17s for the same patient ID Re-attending between 3 & 9 months - Children	53	189	28.0%	59.9%	60.4%	58.0%
% of FP17s for the same patient ID Re-attending between 3 & 9 months - Adults	64	333	19.2%	52.2%	52.3%	50.9%
% of FP17s for Band 1 Urgent Courses	30	441	6.8%	10.0%	9.5%	9.1%
% of FP17s Relating to Free Repair or Replacements	0	441	0.0%	0.6%	0.7%	0.8%
% of FP17s Relating to Continuations	0	441	0.0%	1.1%	1.0%	1.1%
% of Patients satisfied with the dentistry they have received	2	2	N/A	93.1%	91.9%	91.7%
% of Patients satisfied with the time they had to wait for an appointment	2	2	N/A	87.9%	88.0%	88.0%

\* This is based on patients treated on this contract for their most recent course of treatment. Figures in italics indicate the base number of FP17s or Patient Questionnaire responses are less than 100. N/A is shown where the base number of responses is less than 10 during the period. % is calculated as Quantity/Base number\*100

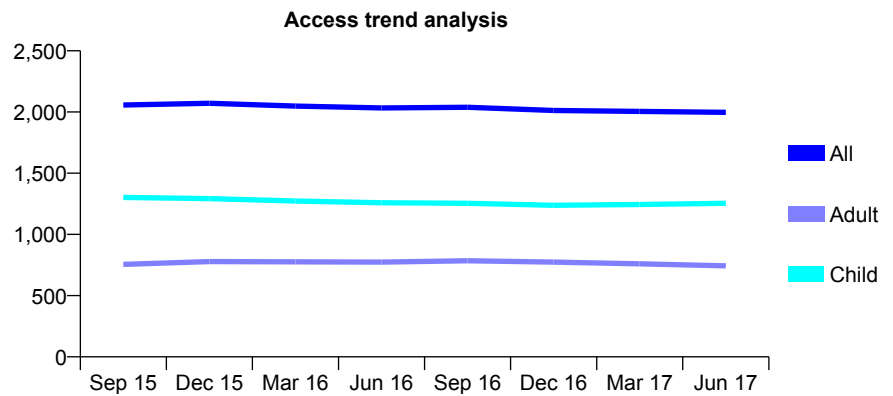
## Q70 - Vital Signs At a Glance Contract Report for 675911/0001 - June 2017

Name or company name	Acorn Dental Health
Contract type name	GDS Contract
Purpose of contract	General
Contract start date	01/04/2006
Contract end date	

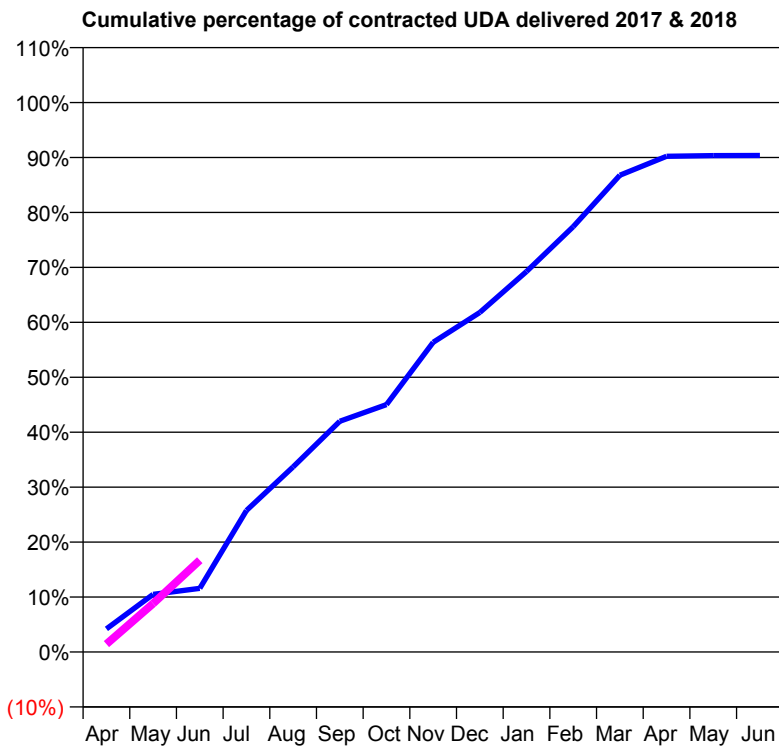
17/18 Contracted general activity (UDA)	5,400
Carry forward general activity (UDA)	0
17/18 Contracted orthodontic activity (UOA)	0
Carry forward orthodontic activity (UOA)	0
Baseline contract value	£136,330.68

### ACCESS\*

Patients seen in 24 months	Total	Change since previous quarter
Quarter ending June 2016	2,033	
Quarter ending September 2016	2,039	→
Quarter ending December 2016	2,012	↓
Quarter ending March 2017	2,005	→
Quarter ending June 2017	1,997	→
<b>Variance since June 2016</b>	<b>(1.8%)</b>	<b>↓</b>



### ACTIVITY



Adjusted Scheduled Activity (UDA)		
Month	2017	2018
April	228	78
May	566	476
June	626	903
July	1,391	
August	1,820	
September	2,267	
October	2,432	
November	3,043	
December	3,337	
January	3,739	
February	4,180	
March	4,685	
April	4,872	
May	4,878	
June	4,879	

### QUALITY

	Quantity	Base Number	Contract	AT	Region	England
% of FP17s for the same patient ID Re-attending within 3 months - Children	23	494	4.7%	10.6%	11.6%	12.0%
% of FP17s for the same patient ID Re-attending within 3 months - Adults	30	231	13.0%	14.9%	15.9%	16.0%
% of FP17s for the same patient ID Re-attending between 3 & 9 months - Children	365	494	73.9%	59.9%	60.4%	58.0%
% of FP17s for the same patient ID Re-attending between 3 & 9 months - Adults	162	231	70.1%	52.2%	52.3%	50.9%
% of FP17s for Band 1 Urgent Courses	29	609	4.8%	10.0%	9.5%	9.1%
% of FP17s Relating to Free Repair or Replacements	1	609	0.2%	0.6%	0.7%	0.8%
% of FP17s Relating to Continuations	0	609	0.0%	1.1%	1.0%	1.1%
% of Patients satisfied with the dentistry they have received	1	1	N/A	93.1%	91.9%	91.7%
% of Patients satisfied with the time they had to wait for an appointment	1	1	N/A	87.9%	88.0%	88.0%

\* This is based on patients treated on this contract for their most recent course of treatment. Figures in italics indicate the base number of FP17s or Patient Questionnaire responses are less than 100. N/A is shown where the base number of responses is less than 10 during the period. % is calculated as Quantity/Base number\*100

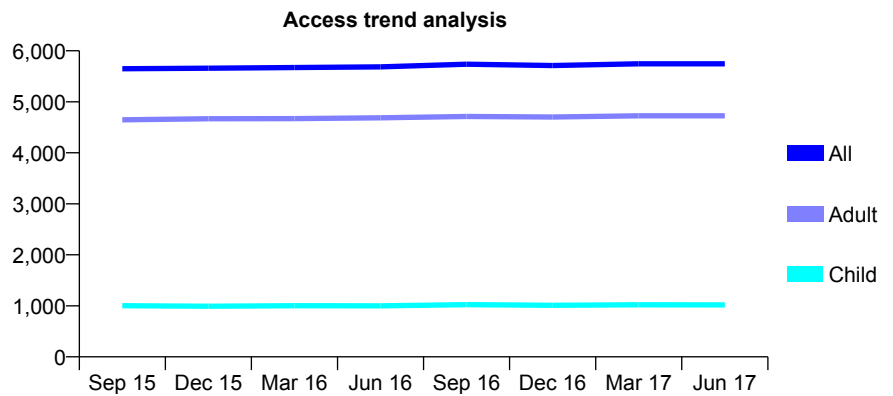
## Q70 - Vital Signs At a Glance Contract Report for 677140/0001 - June 2017

Name or company name	MR RG CARNALL
Contract type name	GDS Contract
Purpose of contract	General
Contract start date	01/04/2006
Contract end date	

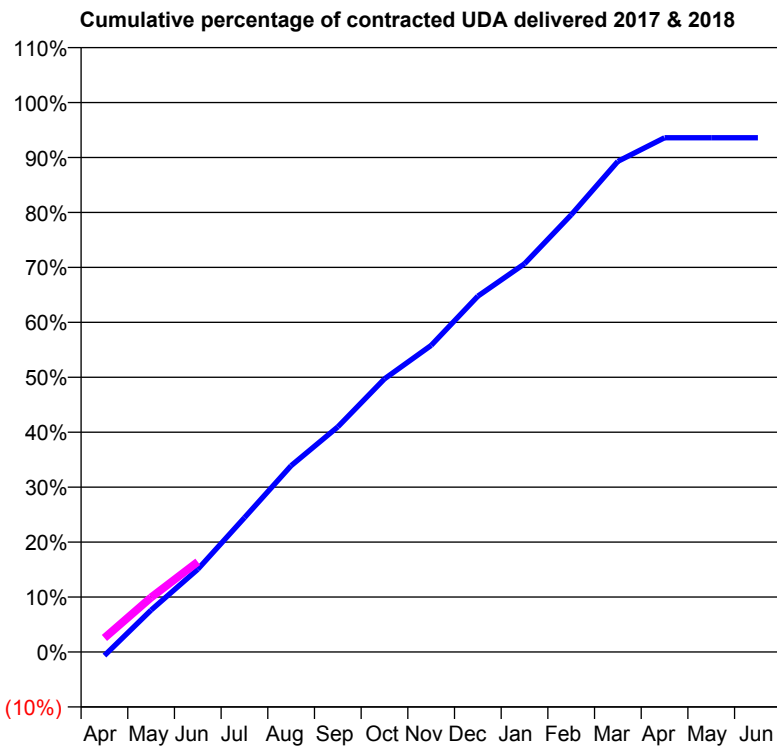
17/18 Contracted general activity (UDA)	17,500
Carry forward general activity (UDA)	0
17/18 Contracted orthodontic activity (UOA)	0
Carry forward orthodontic activity (UOA)	0
Baseline contract value	£377,373.62

### ACCESS\*

Patients seen in 24 months	Total	Change since previous quarter
Quarter ending June 2016	5,685	
Quarter ending September 2016	5,736	→
Quarter ending December 2016	5,711	→
Quarter ending March 2017	5,746	→
Quarter ending June 2017	5,744	→
<b>Variance since June 2016</b>	<b>1.0%</b>	<b>→</b>



### ACTIVITY



Month	Adjusted Scheduled Activity (UDA)	
	2017	2018
April	-118	449
May	1,336	1,738
June	2,636	2,871
July	4,278	
August	5,936	
September	7,170	
October	8,700	
November	9,766	
December	11,332	
January	12,365	
February	13,922	
March	15,626	
April	16,376	
May	16,377	
June	16,377	

### QUALITY

	Quantity	Base Number	Contract	AT	Region	England
% of FP17s for the same patient ID Re-attending within 3 months - Children	24	329	7.3%	10.6%	11.6%	12.0%
% of FP17s for the same patient ID Re-attending within 3 months - Adults	265	1,662	15.9%	14.9%	15.9%	16.0%
% of FP17s for the same patient ID Re-attending between 3 & 9 months - Children	188	329	57.1%	59.9%	60.4%	58.0%
% of FP17s for the same patient ID Re-attending between 3 & 9 months - Adults	1,055	1,662	63.5%	52.2%	52.3%	50.9%
% of FP17s for Band 1 Urgent Courses	107	1,627	6.6%	10.0%	9.5%	9.1%
% of FP17s Relating to Free Repair or Replacements	19	1,627	1.2%	0.6%	0.7%	0.8%
% of FP17s Relating to Continuations	53	1,627	3.3%	1.1%	1.0%	1.1%
% of Patients satisfied with the dentistry they have received	21	22	95.5%	93.1%	91.9%	91.7%
% of Patients satisfied with the time they had to wait for an appointment	21	22	95.5%	87.9%	88.0%	88.0%

\* This is based on patients treated on this contract for their most recent course of treatment. Figures in italics indicate the base number of FP17s or Patient Questionnaire responses are less than 100. N/A is shown where the base number of responses is less than 10 during the period. % is calculated as Quantity/Base number\*100

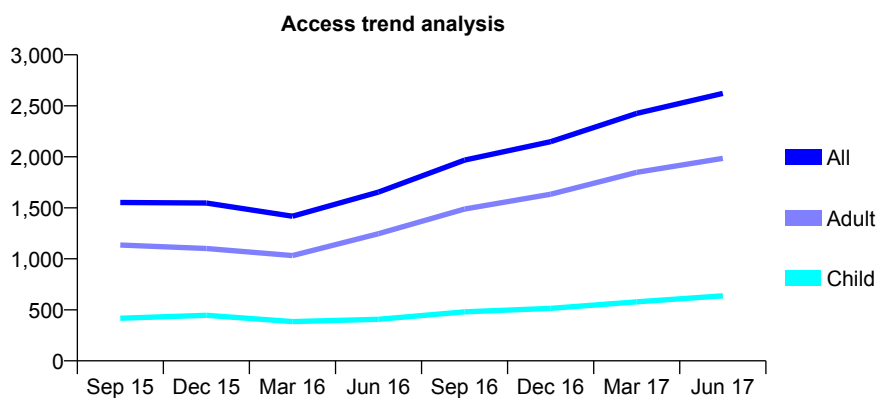
## Q70 - Vital Signs At a Glance Contract Report for 688053/0001 - June 2017

Name or company name	Burgess Road Dental Practice
Contract type name	GDS Contract
Purpose of contract	General
Contract start date	01/04/2006
Contract end date	

17/18 Contracted general activity (UDA)	6,168
Carry forward general activity (UDA)	0
17/18 Contracted orthodontic activity (UOA)	0
Carry forward orthodontic activity (UOA)	0
Baseline contract value	£187,657.02

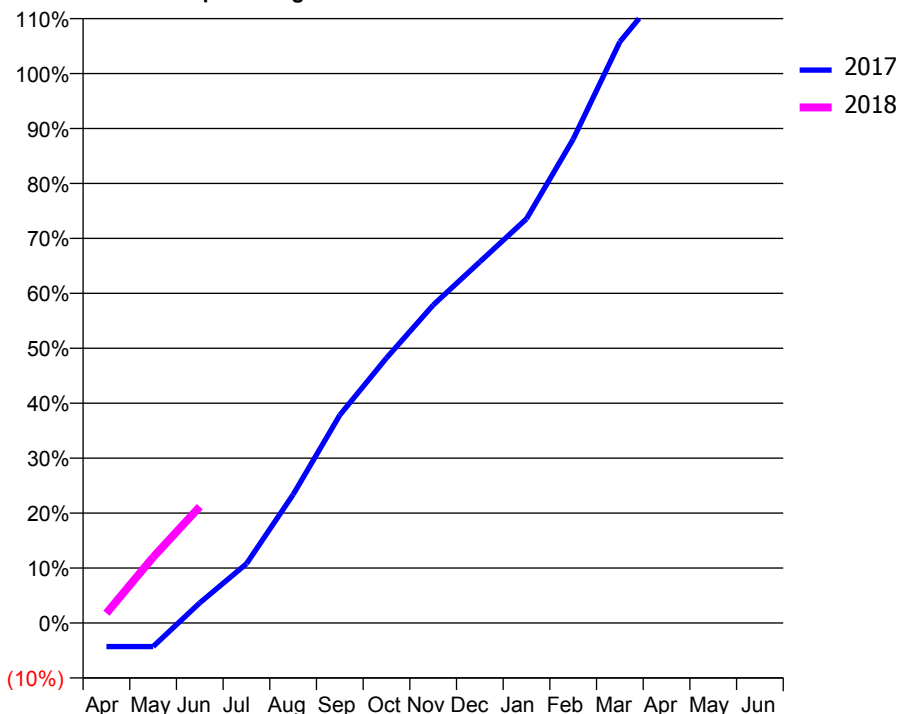
### ACCESS\*

Patients seen in 24 months	Total	Change since previous quarter
Quarter ending June 2016	1,654	
Quarter ending September 2016	1,968	↑
Quarter ending December 2016	2,148	↑
Quarter ending March 2017	2,426	↑
Quarter ending June 2017	2,622	↑
<b>Variance since June 2016</b>	<b>58.5%</b>	<b>↑</b>



### ACTIVITY

Cumulative percentage of contracted UDA delivered 2017 & 2018



Month	Adjusted Scheduled Activity (UDA)	
	2017	2018
April	-265	110
May	-265	738
June	227	1,306
July	665	
August	1,442	
September	2,335	
October	2,975	
November	3,569	
December	4,054	
January	4,537	
February	5,432	
March	6,524	
April	7,156	
May	7,159	
June	7,159	

### QUALITY

	Quantity	Base Number	Contract	AT	Region	England
% of FP17s for the same patient ID Re-attending within 3 months - Children	8	207	3.9%	10.6%	11.6%	12.0%
% of FP17s for the same patient ID Re-attending within 3 months - Adults	67	542	12.4%	14.9%	15.9%	16.0%
% of FP17s for the same patient ID Re-attending between 3 & 9 months - Children	61	207	29.5%	59.9%	60.4%	58.0%
% of FP17s for the same patient ID Re-attending between 3 & 9 months - Adults	147	542	27.1%	52.2%	52.3%	50.9%
% of FP17s for Band 1 Urgent Courses	71	569	12.5%	10.0%	9.5%	9.1%
% of FP17s Relating to Free Repair or Replacements	1	569	0.2%	0.6%	0.7%	0.8%
% of FP17s Relating to Continuations	1	569	0.2%	1.1%	1.0%	1.1%
% of Patients satisfied with the dentistry they have received	2	2	N/A	93.1%	91.9%	91.7%
% of Patients satisfied with the time they had to wait for an appointment	0	2	N/A	87.9%	88.0%	88.0%

\* This is based on patients treated on this contract for their most recent course of treatment. Figures in italics indicate the base number of FP17s or Patient Questionnaire responses are less than 100. N/A is shown where the base number of responses is less than 10 during the period. % is calculated as Quantity/Base number\*100



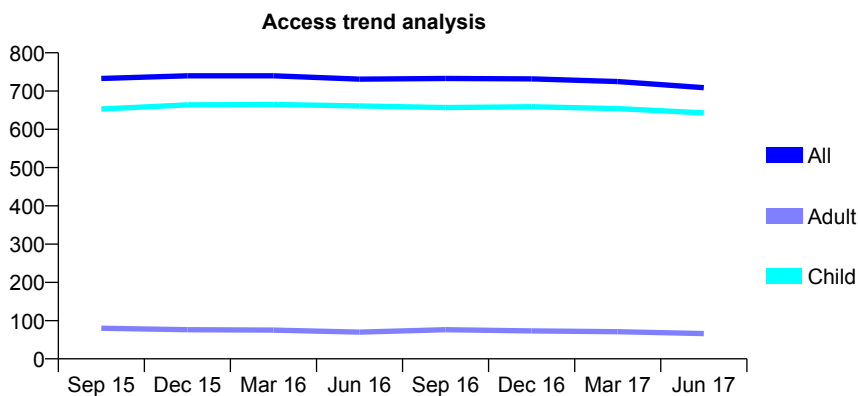
## Q70 - Vital Signs At a Glance Contract Report for 732001/0001 - June 2017

Name or company name	MR JL MURPHY
Contract type name	GDS Contract
Purpose of contract	General
Contract start date	01/04/2006
Contract end date	

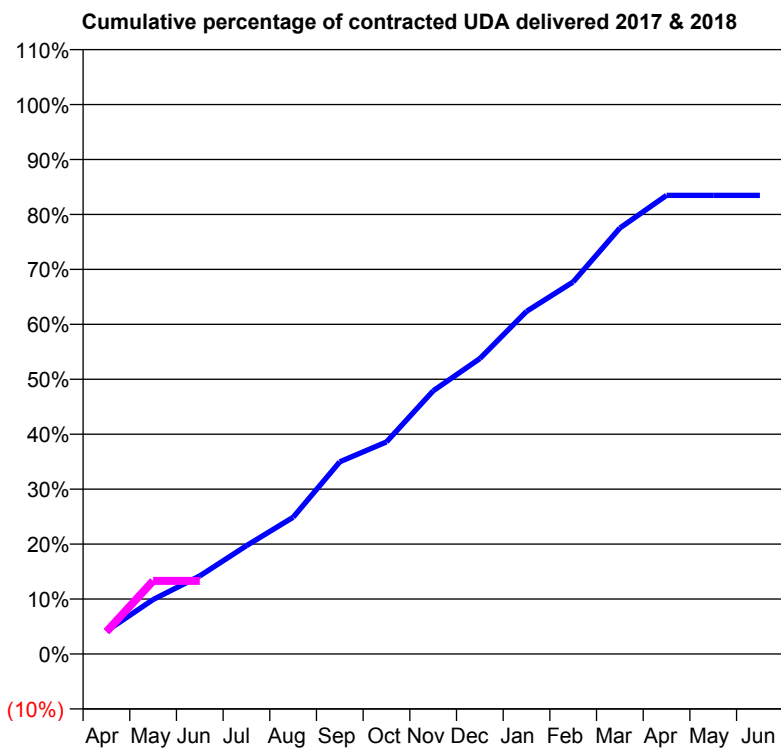
17/18 Contracted general activity (UDA)	1,400
Carry forward general activity (UDA)	0
17/18 Contracted orthodontic activity (UOA)	0
Carry forward orthodontic activity (UOA)	0
Baseline contract value	£36,411.05

### ACCESS\*

Patients seen in 24 months	Total	Change since previous quarter
Quarter ending June 2016	731	
Quarter ending September 2016	733	→
Quarter ending December 2016	732	→
Quarter ending March 2017	725	→
Quarter ending June 2017	709	↓
<b>Variance since June 2016</b>	<b>(3.0%)</b>	<b>↓</b>



### ACTIVITY



Month	Adjusted Scheduled Activity (UDA)	
	2017	2018
April	58	57
May	139	186
June	199	186
July	276	
August	348	
September	490	
October	540	
November	670	
December	753	
January	873	
February	948	
March	1,085	
April	1,169	
May	1,169	
June	1,169	

### QUALITY

	Quantity	Base Number	Contract	AT	Region	England
% of FP17s for the same patient ID Re-attending within 3 months - Children	13	223	5.8%	10.6%	11.6%	12.0%
% of FP17s for the same patient ID Re-attending within 3 months - Adults	0	0	N/A	14.9%	15.9%	16.0%
% of FP17s for the same patient ID Re-attending between 3 & 9 months - Children	158	223	70.9%	59.9%	60.4%	58.0%
% of FP17s for the same patient ID Re-attending between 3 & 9 months - Adults	0	0	N/A	52.2%	52.3%	50.9%
% of FP17s for Band 1 Urgent Courses	1	158	0.6%	10.0%	9.5%	9.1%
% of FP17s Relating to Free Repair or Replacements	0	158	0.0%	0.6%	0.7%	0.8%
% of FP17s Relating to Continuations	0	158	0.0%	1.1%	1.0%	1.1%
% of Patients satisfied with the dentistry they have received	2	2	N/A	93.1%	91.9%	91.7%
% of Patients satisfied with the time they had to wait for an appointment	2	2	N/A	87.9%	88.0%	88.0%

\* This is based on patients treated on this contract for their most recent course of treatment. Figures in italics indicate the base number of FP17s or Patient Questionnaire responses are less than 100. N/A is shown where the base number of responses is less than 10 during the period. % is calculated as Quantity/Base number\*100

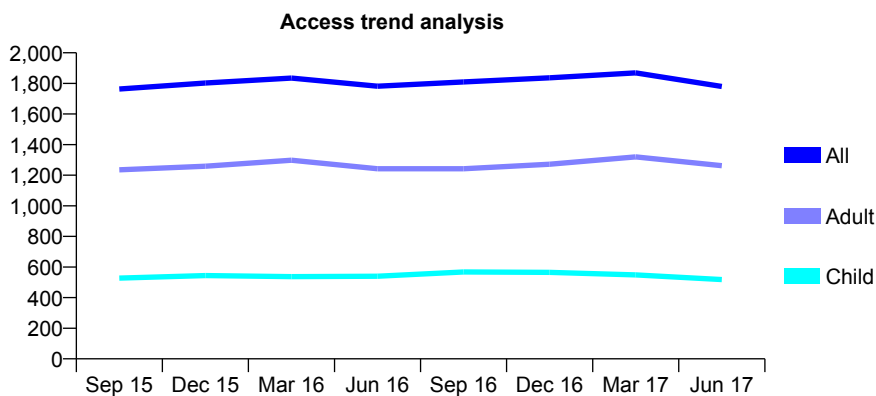
## Q70 - Vital Signs At a Glance Contract Report for 735914/0001 - June 2017

Name or company name	MR MR HOLLEY
Contract type name	GDS Contract
Purpose of contract	General
Contract start date	01/04/2006
Contract end date	

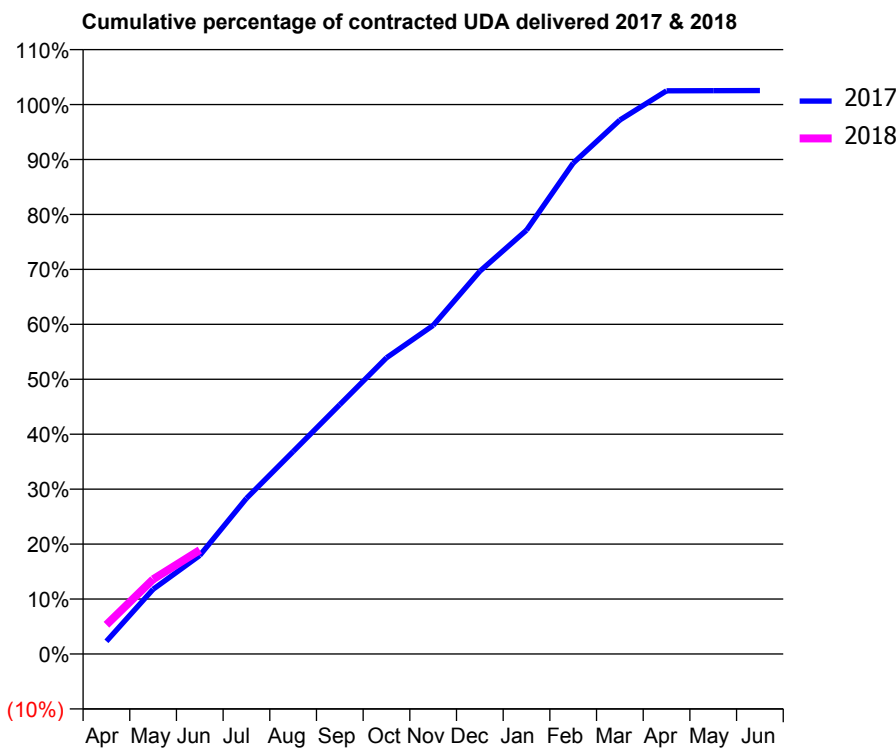
17/18 Contracted general activity (UDA)	4,745
Carry forward general activity (UDA)	0
17/18 Contracted orthodontic activity (UOA)	0
Carry forward orthodontic activity (UOA)	0
Baseline contract value	£118,635.19

### ACCESS\*

Patients seen in 24 months	Total	Change since previous quarter
Quarter ending June 2016	1,782	
Quarter ending September 2016	1,810	→
Quarter ending December 2016	1,837	→
Quarter ending March 2017	1,869	→
Quarter ending June 2017	1,780	↓
<b>Variance since June 2016</b>	<b>(0.1%)</b>	→



### ACTIVITY



Month	Adjusted Scheduled Activity (UDA)	
	2017	2018
April	110	253
May	560	645
June	852	898
July	1,345	
August	1,749	
September	2,154	
October	2,558	
November	2,838	
December	3,305	
January	3,660	
February	4,239	
March	4,612	
April	4,863	
May	4,864	
June	4,865	

### QUALITY

	Quantity	Base Number	Contract	AT	Region	England
% of FP17s for the same patient ID Re-attending within 3 months - Children	11	184	6.0%	10.6%	11.6%	12.0%
% of FP17s for the same patient ID Re-attending within 3 months - Adults	27	427	6.3%	14.9%	15.9%	16.0%
% of FP17s for the same patient ID Re-attending between 3 & 9 months - Children	61	184	33.2%	59.9%	60.4%	58.0%
% of FP17s for the same patient ID Re-attending between 3 & 9 months - Adults	132	427	30.9%	52.2%	52.3%	50.9%
% of FP17s for Band 1 Urgent Courses	28	475	5.9%	10.0%	9.5%	9.1%
% of FP17s Relating to Free Repair or Replacements	2	475	0.4%	0.6%	0.7%	0.8%
% of FP17s Relating to Continuations	1	475	0.2%	1.1%	1.0%	1.1%
% of Patients satisfied with the dentistry they have received	0	0	N/A	93.1%	91.9%	91.7%
% of Patients satisfied with the time they had to wait for an appointment	0	0	N/A	87.9%	88.0%	88.0%

\* This is based on patients treated on this contract for their most recent course of treatment. Figures in italics indicate the base number of FP17s or Patient Questionnaire responses are less than 100. N/A is shown where the base number of responses is less than 10 during the period. % is calculated as Quantity/Base number\*100

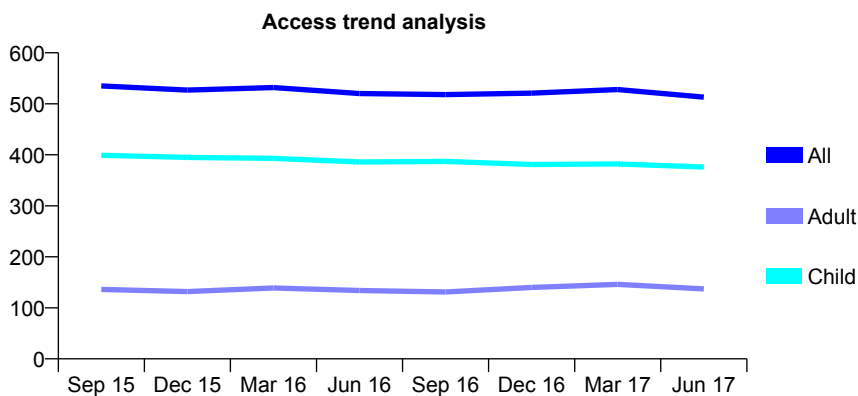
## Q70 - Vital Signs At a Glance Contract Report for 737615/0001 - June 2017

Name or company name	Forest Lodge Dental Practice
Contract type name	GDS Contract
Purpose of contract	General
Contract start date	01/04/2006
Contract end date	

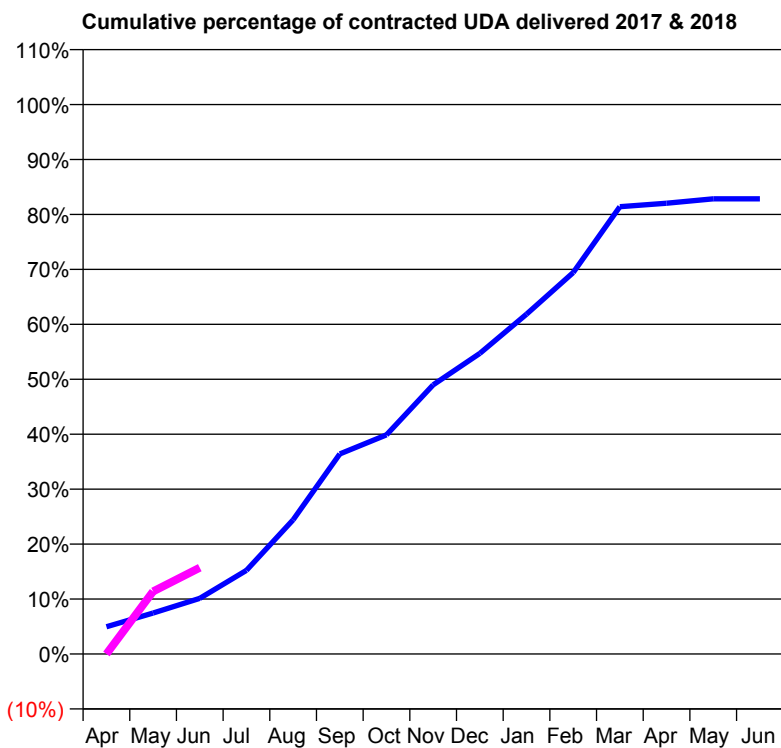
17/18 Contracted general activity (UDA)	1,275
Carry forward general activity (UDA)	0
17/18 Contracted orthodontic activity (UOA)	0
Carry forward orthodontic activity (UOA)	0
Baseline contract value	£32,236.11

### ACCESS\*

Patients seen in 24 months	Total	Change since previous quarter
Quarter ending June 2016	520	
Quarter ending September 2016	518	→
Quarter ending December 2016	521	→
Quarter ending March 2017	528	→
Quarter ending June 2017	513	↓
<b>Variance since June 2016</b>	<b>(1.3%)</b>	<b>↓</b>



### ACTIVITY



Month	Adjusted Scheduled Activity (UDA)	
	2017	2018
April	63	0
May	95	145
June	129	200
July	194	
August	311	
September	464	
October	508	
November	624	
December	697	
January	789	
February	885	
March	1,038	
April	1,046	
May	1,056	
June	1,056	

### QUALITY

	Quantity	Base Number	Contract	AT	Region	England
% of FP17s for the same patient ID Re-attending within 3 months - Children	5	129	3.9%	10.6%	11.6%	12.0%
% of FP17s for the same patient ID Re-attending within 3 months - Adults	1	28	3.6%	14.9%	15.9%	16.0%
% of FP17s for the same patient ID Re-attending between 3 & 9 months - Children	94	129	72.9%	59.9%	60.4%	58.0%
% of FP17s for the same patient ID Re-attending between 3 & 9 months - Adults	17	28	60.7%	52.2%	52.3%	50.9%
% of FP17s for Band 1 Urgent Courses	2	145	1.4%	10.0%	9.5%	9.1%
% of FP17s Relating to Free Repair or Replacements	0	145	0.0%	0.6%	0.7%	0.8%
% of FP17s Relating to Continuations	0	145	0.0%	1.1%	1.0%	1.1%
% of Patients satisfied with the dentistry they have received	0	0	N/A	93.1%	91.9%	91.7%
% of Patients satisfied with the time they had to wait for an appointment	0	0	N/A	87.9%	88.0%	88.0%

\* This is based on patients treated on this contract for their most recent course of treatment. Figures in italics indicate the base number of FP17s or Patient Questionnaire responses are less than 100. N/A is shown where the base number of responses is less than 10 during the period. % is calculated as Quantity/Base number\*100

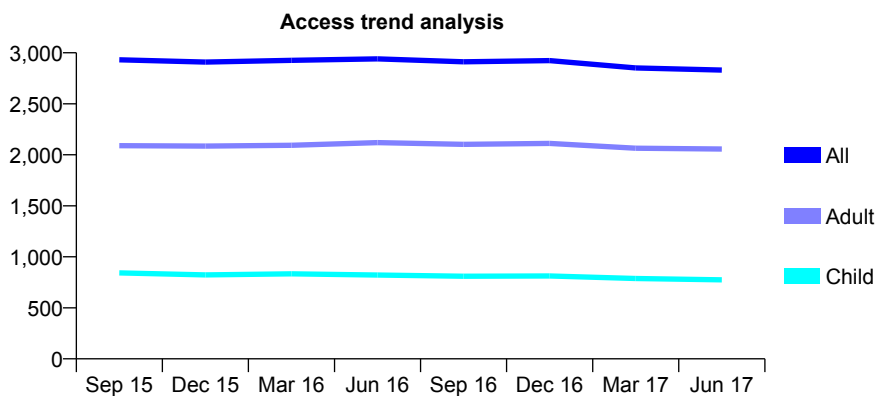
## Q70 - Vital Signs At a Glance Contract Report for 739391/0001 - June 2017

Name or company name	MR T SEAGAN
Contract type name	GDS Contract
Purpose of contract	General
Contract start date	01/04/2006
Contract end date	

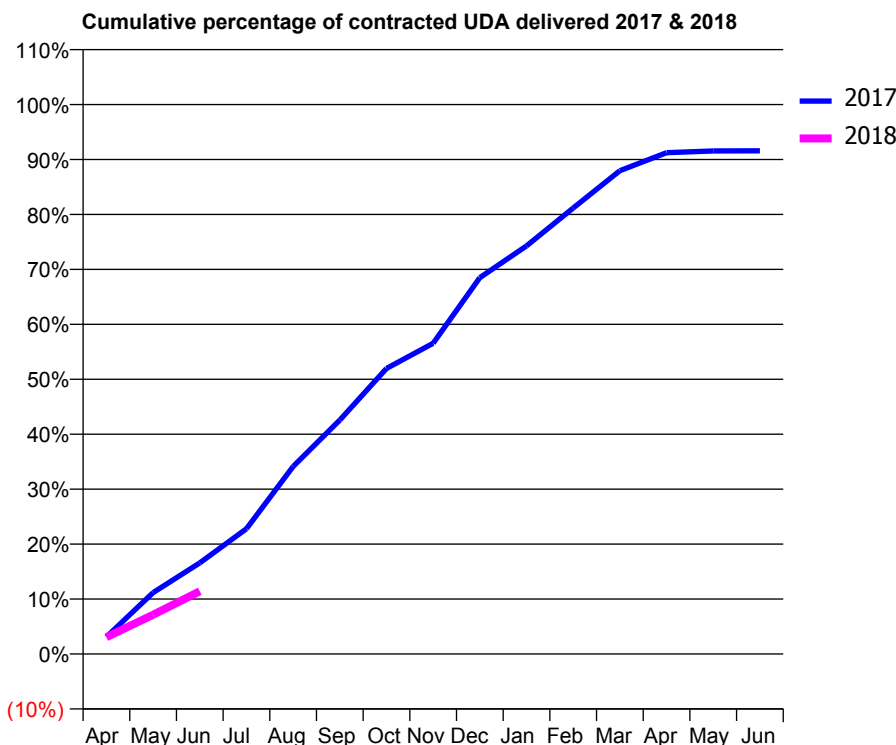
17/18 Contracted general activity (UDA)	5,309
Carry forward general activity (UDA)	0
17/18 Contracted orthodontic activity (UOA)	0
Carry forward orthodontic activity (UOA)	0
Baseline contract value	£140,794.73

### ACCESS\*

Patients seen in 24 months	Total	Change since previous quarter
Quarter ending June 2016	2,941	
Quarter ending September 2016	2,912	→
Quarter ending December 2016	2,924	→
Quarter ending March 2017	2,852	↓
Quarter ending June 2017	2,831	→
<b>Variance since June 2016</b>	<b>(3.7%)</b>	<b>↓</b>



### ACTIVITY



Month	Adjusted Scheduled Activity (UDA)	
	2017	2018
April	165	163
May	593	379
June	881	607
July	1,210	
August	1,812	
September	2,261	
October	2,759	
November	3,002	
December	3,636	
January	3,943	
February	4,309	
March	4,670	
April	4,844	
May	4,860	
June	4,861	

### QUALITY

	Quantity	Base Number	Contract	AT	Region	England
% of FP17s for the same patient ID Re-attending within 3 months - Children	13	204	6.4%	10.6%	11.6%	12.0%
% of FP17s for the same patient ID Re-attending within 3 months - Adults	66	453	14.6%	14.9%	15.9%	16.0%
% of FP17s for the same patient ID Re-attending between 3 & 9 months - Children	104	204	51.0%	59.9%	60.4%	58.0%
% of FP17s for the same patient ID Re-attending between 3 & 9 months - Adults	220	453	48.6%	52.2%	52.3%	50.9%
% of FP17s for Band 1 Urgent Courses	48	362	13.3%	10.0%	9.5%	9.1%
% of FP17s Relating to Free Repair or Replacements	1	362	0.3%	0.6%	0.7%	0.8%
% of FP17s Relating to Continuations	4	362	1.1%	1.1%	1.0%	1.1%
% of Patients satisfied with the dentistry they have received	1	1	N/A	93.1%	91.9%	91.7%
% of Patients satisfied with the time they had to wait for an appointment	1	1	N/A	87.9%	88.0%	88.0%

\* This is based on patients treated on this contract for their most recent course of treatment. Figures in italics indicate the base number of FP17s or Patient Questionnaire responses are less than 100. N/A is shown where the base number of responses is less than 10 during the period. % is calculated as Quantity/Base number\*100

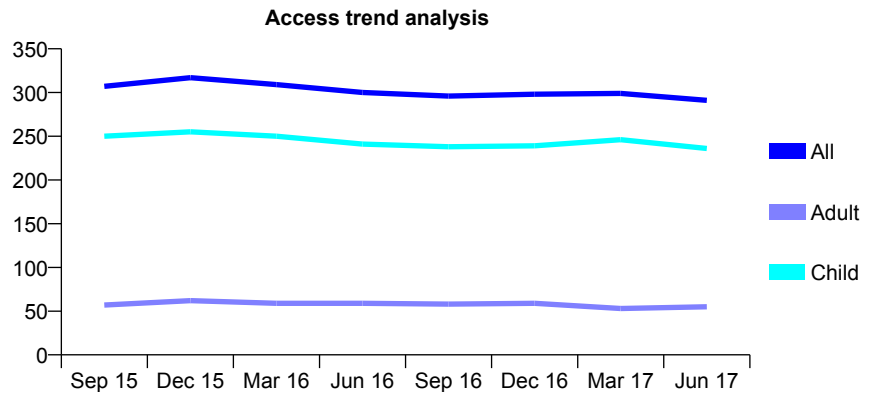
## Q70 - Vital Signs At a Glance Contract Report for 739901/0001 - June 2017

Name or company name	MR PD THORNHILL
Contract type name	GDS Contract
Purpose of contract	General
Contract start date	01/04/2006
Contract end date	

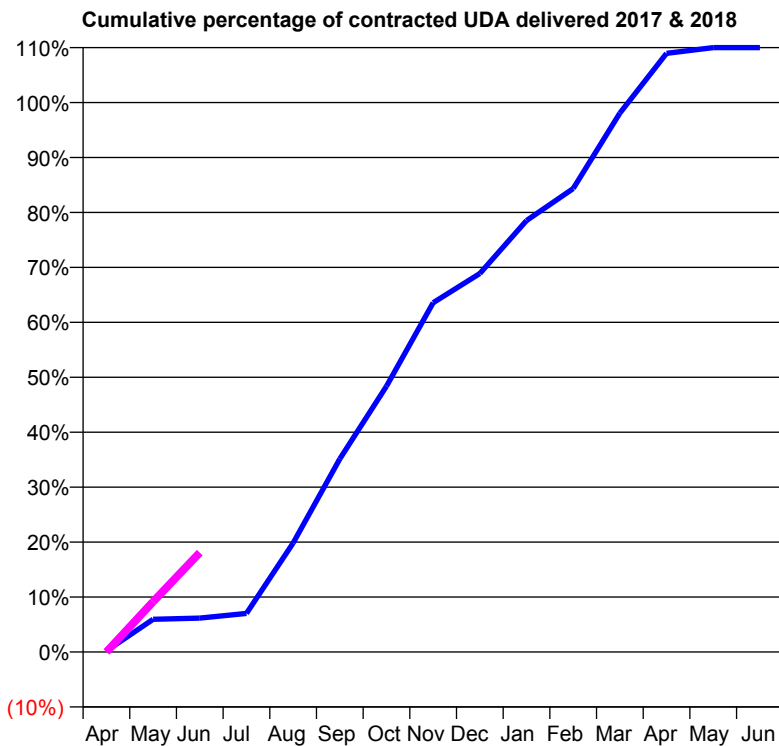
17/18 Contracted general activity (UDA)	470
Carry forward general activity (UDA)	0
17/18 Contracted orthodontic activity (UOA)	0
Carry forward orthodontic activity (UOA)	0
Baseline contract value	£10,968.36

### ACCESS\*

Patients seen in 24 months	Total	Change since previous quarter
Quarter ending June 2016	300	
Quarter ending September 2016	296	↓
Quarter ending December 2016	298	→
Quarter ending March 2017	299	→
Quarter ending June 2017	291	↓
<b>Variance since June 2016</b>	<b>(3.0%)</b>	<b>↓</b>



### ACTIVITY



Month	Adjusted Scheduled Activity (UDA)	
	2017	2018
April	1	0
May	28	43
June	29	85
July	33	
August	93	
September	165	
October	227	
November	299	
December	324	
January	369	
February	396	
March	461	
April	512	
May	517	
June	517	

### QUALITY

	Quantity	Base Number	Contract	AT	Region	England
% of FP17s for the same patient ID Re-attending within 3 months - Children	5	117	4.3%	10.6%	11.6%	12.0%
% of FP17s for the same patient ID Re-attending within 3 months - Adults	0	7	0.0%	14.9%	15.9%	16.0%
% of FP17s for the same patient ID Re-attending between 3 & 9 months - Children	87	117	74.4%	59.9%	60.4%	58.0%
% of FP17s for the same patient ID Re-attending between 3 & 9 months - Adults	6	7	85.7%	52.2%	52.3%	50.9%
% of FP17s for Band 1 Urgent Courses	5	74	6.8%	10.0%	9.5%	9.1%
% of FP17s Relating to Free Repair or Replacements	0	74	0.0%	0.6%	0.7%	0.8%
% of FP17s Relating to Continuations	0	74	0.0%	1.1%	1.0%	1.1%
% of Patients satisfied with the dentistry they have received	0	0	N/A	93.1%	91.9%	91.7%
% of Patients satisfied with the time they had to wait for an appointment	0	0	N/A	87.9%	88.0%	88.0%

\* This is based on patients treated on this contract for their most recent course of treatment. Figures in italics indicate the base number of FP17s or Patient Questionnaire responses are less than 100. N/A is shown where the base number of responses is less than 10 during the period. % is calculated as Quantity/Base number\*100

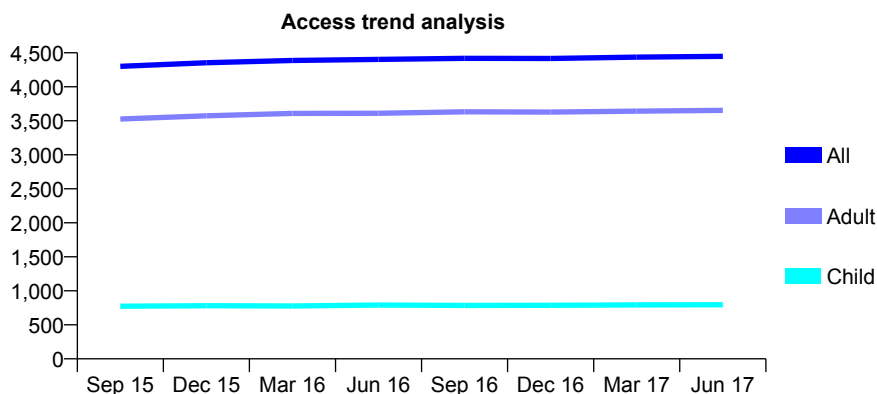
## Q70 - Vital Signs At a Glance Contract Report for 741833/0001 - June 2017

Name or company name	MISS B SHAH
Contract type name	GDS Contract
Purpose of contract	General
Contract start date	01/04/2006
Contract end date	

17/18 Contracted general activity (UDA)	12,000
Carry forward general activity (UDA)	0
17/18 Contracted orthodontic activity (UOA)	0
Carry forward orthodontic activity (UOA)	0
Baseline contract value	£338,009.85

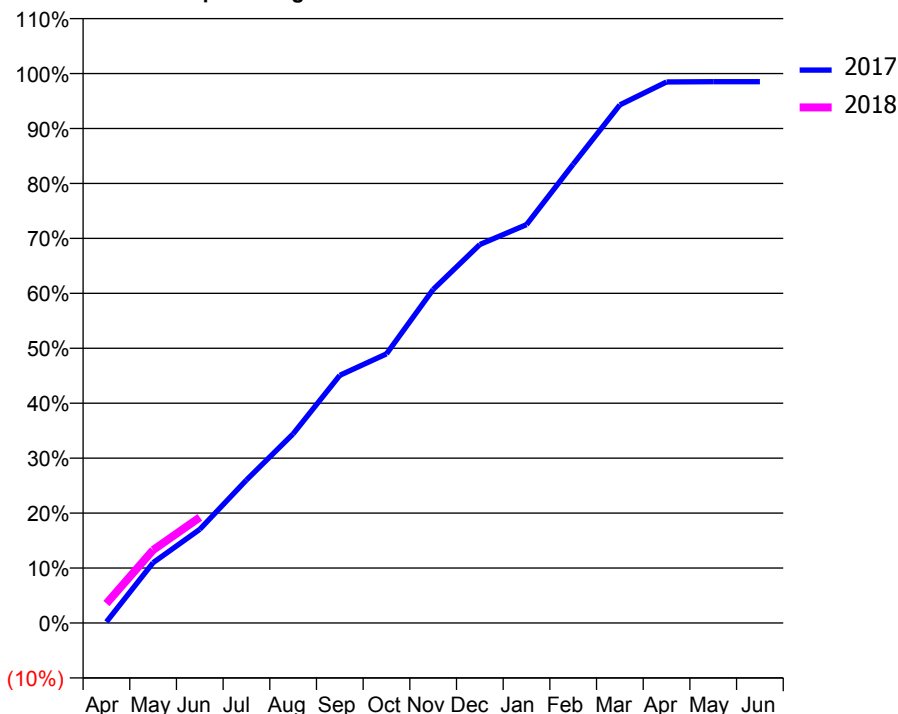
### ACCESS\*

Patients seen in 24 months	Total	Change since previous quarter
Quarter ending June 2016	4,402	
Quarter ending September 2016	4,419	→
Quarter ending December 2016	4,416	→
Quarter ending March 2017	4,436	→
Quarter ending June 2017	4,449	→
<b>Variance since June 2016</b>	<b>1.1%</b>	<b>→</b>



### ACTIVITY

Cumulative percentage of contracted UDA delivered 2017 & 2018



Month	Adjusted Scheduled Activity (UDA)	
	2017	2018
April	23	428
May	1,317	1,594
June	2,046	2,308
July	3,122	
August	4,130	
September	5,409	
October	5,879	
November	7,283	
December	8,267	
January	8,700	
February	10,020	
March	11,314	
April	11,814	
May	11,821	
June	11,822	

### QUALITY

	Quantity	Base Number	Contract	AT	Region	England
% of FP17s for the same patient ID Re-attending within 3 months - Children	18	306	5.9%	10.6%	11.6%	12.0%
% of FP17s for the same patient ID Re-attending within 3 months - Adults	260	1,322	19.7%	14.9%	15.9%	16.0%
% of FP17s for the same patient ID Re-attending between 3 & 9 months - Children	194	306	63.4%	59.9%	60.4%	58.0%
% of FP17s for the same patient ID Re-attending between 3 & 9 months - Adults	826	1,322	62.5%	52.2%	52.3%	50.9%
% of FP17s for Band 1 Urgent Courses	186	1,308	14.2%	10.0%	9.5%	9.1%
% of FP17s Relating to Free Repair or Replacements	26	1,308	2.0%	0.6%	0.7%	0.8%
% of FP17s Relating to Continuations	18	1,308	1.4%	1.1%	1.0%	1.1%
% of Patients satisfied with the dentistry they have received	6	6	N/A	93.1%	91.9%	91.7%
% of Patients satisfied with the time they had to wait for an appointment	6	6	N/A	87.9%	88.0%	88.0%

\* This is based on patients treated on this contract for their most recent course of treatment. Figures in italics indicate the base number of FP17s or Patient Questionnaire responses are less than 100. N/A is shown where the base number of responses is less than 10 during the period. % is calculated as Quantity/Base number\*100

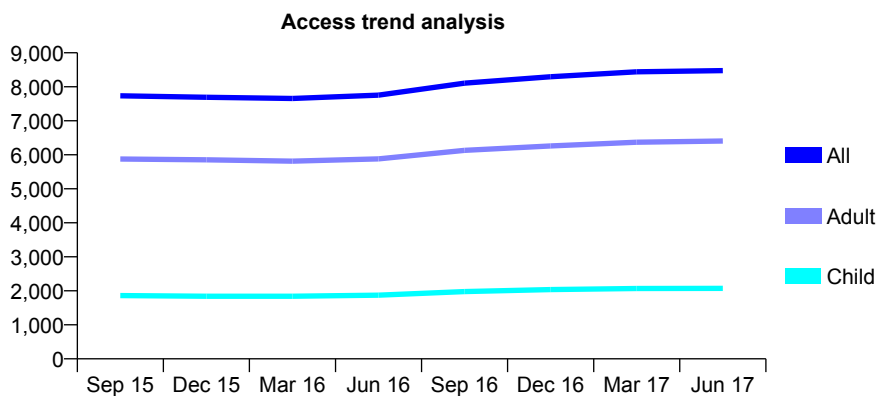
## Q70 - Vital Signs At a Glance Contract Report for 750026/0001 - June 2017

Name or company name	MR JT COBLEY
Contract type name	GDS Contract
Purpose of contract	General
Contract start date	01/04/2006
Contract end date	

17/18 Contracted general activity (UDA)	16,700
Carry forward general activity (UDA)	0
17/18 Contracted orthodontic activity (UOA)	0
Carry forward orthodontic activity (UOA)	0
Baseline contract value	£441,236.76

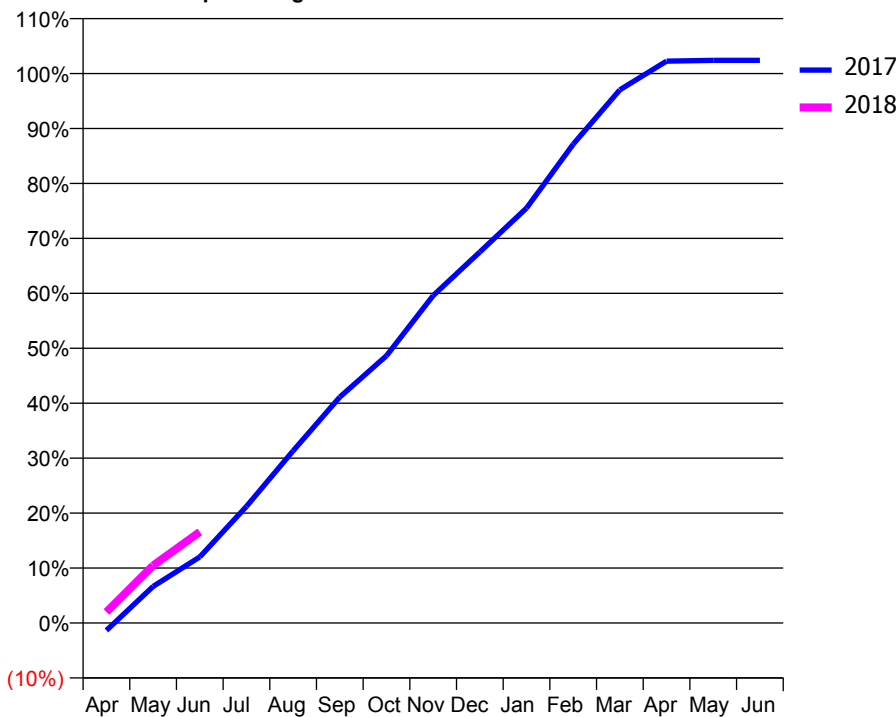
### ACCESS\*

Patients seen in 24 months	Total	Change since previous quarter
Quarter ending June 2016	7,753	
Quarter ending September 2016	8,108	↑
Quarter ending December 2016	8,296	↑
Quarter ending March 2017	8,440	→
Quarter ending June 2017	8,478	→
<b>Variance since June 2016</b>	<b>9.4%</b>	<b>↑</b>



### ACTIVITY

Cumulative percentage of contracted UDA delivered 2017 & 2018



Month	Adjusted Scheduled Activity (UDA)	
	2017	2018
April	-229	336
May	1,112	1,749
June	2,010	2,770
July	3,542	
August	5,233	
September	6,867	
October	8,125	
November	9,950	
December	11,275	
January	12,608	
February	14,552	
March	16,206	
April	17,074	
May	17,099	
June	17,101	

### QUALITY

	Quantity	Base Number	Contract	AT	Region	England
% of FP17s for the same patient ID Re-attending within 3 months - Children	20	453	4.4%	10.6%	11.6%	12.0%
% of FP17s for the same patient ID Re-attending within 3 months - Adults	227	1,470	15.4%	14.9%	15.9%	16.0%
% of FP17s for the same patient ID Re-attending between 3 & 9 months - Children	159	453	35.1%	59.9%	60.4%	58.0%
% of FP17s for the same patient ID Re-attending between 3 & 9 months - Adults	420	1,470	28.6%	52.2%	52.3%	50.9%
% of FP17s for Band 1 Urgent Courses	166	1,474	11.3%	10.0%	9.5%	9.1%
% of FP17s Relating to Free Repair or Replacements	14	1,474	0.9%	0.6%	0.7%	0.8%
% of FP17s Relating to Continuations	3	1,474	0.2%	1.1%	1.0%	1.1%
% of Patients satisfied with the dentistry they have received	12	20	60.0%	93.1%	91.9%	91.7%
% of Patients satisfied with the time they had to wait for an appointment	18	20	90.0%	87.9%	88.0%	88.0%

\* This is based on patients treated on this contract for their most recent course of treatment. Figures in italics indicate the base number of FP17s or Patient Questionnaire responses are less than 100. N/A is shown where the base number of responses is less than 10 during the period. % is calculated as Quantity/Base number\*100

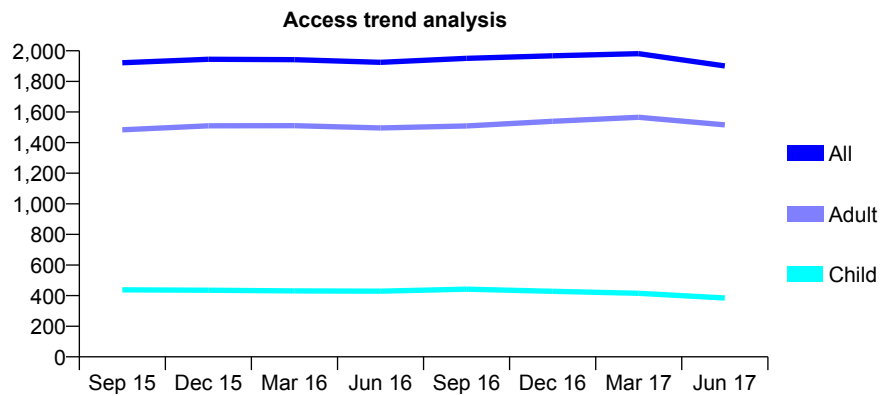
## Q70 - Vital Signs At a Glance Contract Report for 753939/0001 - June 2017

Name or company name	Stanford Road Dental Practice Partnership
Contract type name	GDS Contract
Purpose of contract	General
Contract start date	01/04/2006
Contract end date	

17/18 Contracted general activity (UDA)	6,866
Carry forward general activity (UDA)	0
17/18 Contracted orthodontic activity (UOA)	0
Carry forward orthodontic activity (UOA)	0
Baseline contract value	£215,771.79

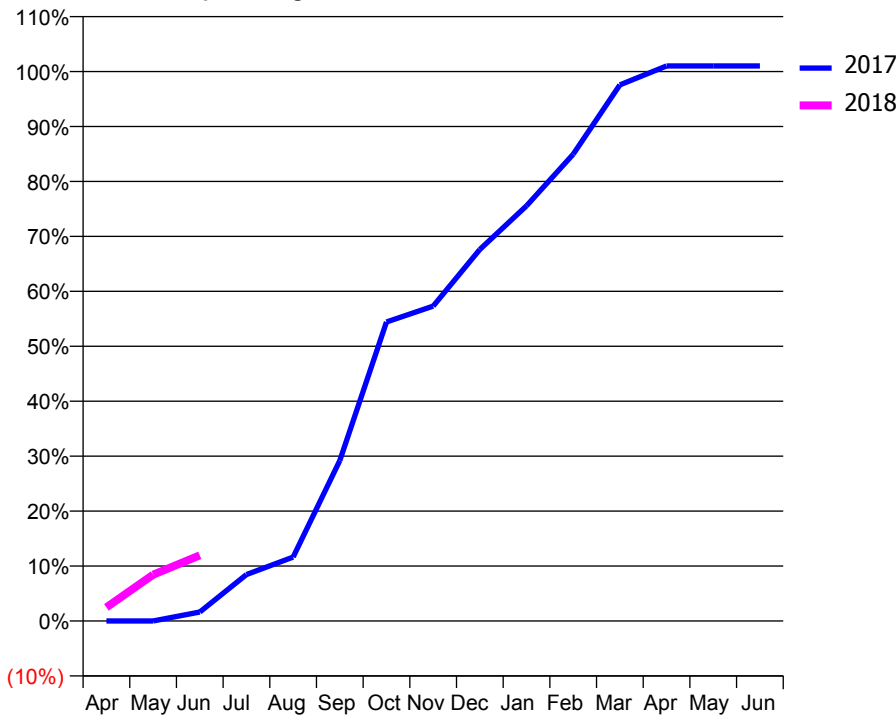
### ACCESS\*

Patients seen in 24 months	Total	Change since previous quarter
Quarter ending June 2016	1,925	
Quarter ending September 2016	1,951	→
Quarter ending December 2016	1,967	→
Quarter ending March 2017	1,981	→
Quarter ending June 2017	1,901	↓
<b>Variance since June 2016</b>	<b>(1.2%)</b>	<b>↓</b>



### ACTIVITY

Cumulative percentage of contracted UDA delivered 2017 & 2018



Month	Adjusted Scheduled Activity (UDA)	
	2017	2018
April	0	171
May	1	579
June	112	821
July	581	
August	798	
September	2,005	
October	3,736	
November	3,935	
December	4,643	
January	5,187	
February	5,832	
March	6,698	
April	6,936	
May	6,936	
June	6,936	

### QUALITY

	Quantity	Base Number	Contract	AT	Region	England
% of FP17s for the same patient ID Re-attending within 3 months - Children	4	105	3.8%	10.6%	11.6%	12.0%
% of FP17s for the same patient ID Re-attending within 3 months - Adults	23	314	7.3%	14.9%	15.9%	16.0%
% of FP17s for the same patient ID Re-attending between 3 & 9 months - Children	50	105	47.6%	59.9%	60.4%	58.0%
% of FP17s for the same patient ID Re-attending between 3 & 9 months - Adults	177	314	56.4%	52.2%	52.3%	50.9%
% of FP17s for Band 1 Urgent Courses	19	351	5.4%	10.0%	9.5%	9.1%
% of FP17s Relating to Free Repair or Replacements	0	351	0.0%	0.6%	0.7%	0.8%
% of FP17s Relating to Continuations	1	351	0.3%	1.1%	1.0%	1.1%
% of Patients satisfied with the dentistry they have received	1	1	N/A	93.1%	91.9%	91.7%
% of Patients satisfied with the time they had to wait for an appointment	1	1	N/A	87.9%	88.0%	88.0%

\* This is based on patients treated on this contract for their most recent course of treatment. Figures in italics indicate the base number of FP17s or Patient Questionnaire responses are less than 100. N/A is shown where the base number of responses is less than 10 during the period. % is calculated as Quantity/Base number\*100



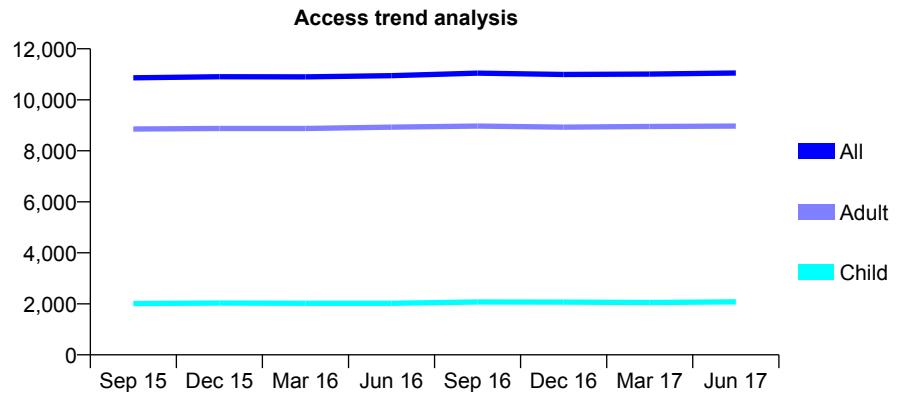
## Q70 - Vital Signs At a Glance Contract Report for 755648/0001 - June 2017

Name or company name	MR SM SHILLAKER
Contract type name	GDS Contract
Purpose of contract	General
Contract start date	01/04/2006
Contract end date	

17/18 Contracted general activity (UDA)	29,000
Carry forward general activity (UDA)	0
17/18 Contracted orthodontic activity (UOA)	0
Carry forward orthodontic activity (UOA)	0
Baseline contract value	£744,547.13

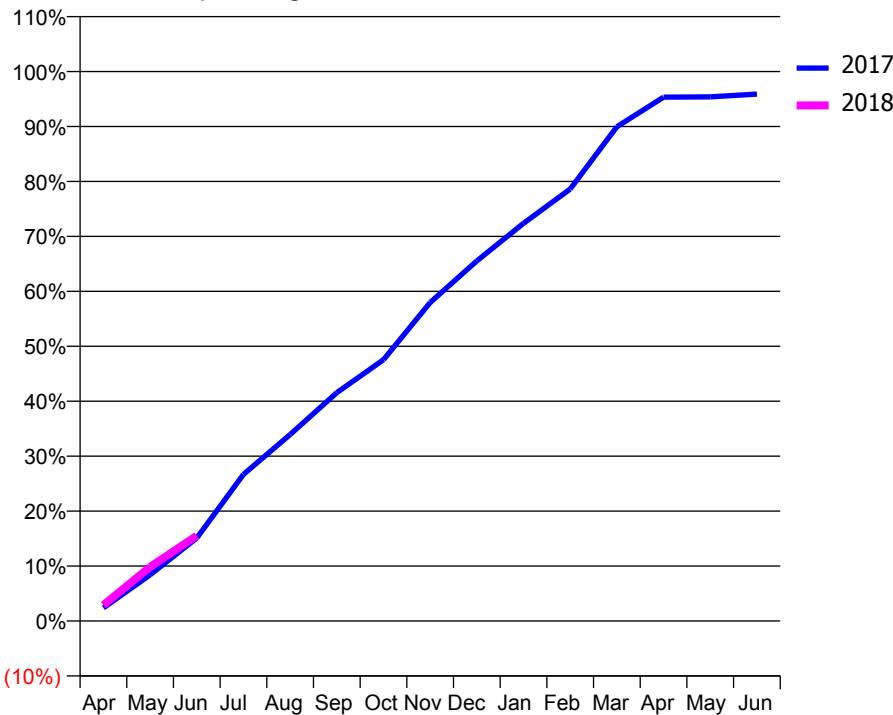
### ACCESS\*

Patients seen in 24 months	Total	Change since previous quarter
Quarter ending June 2016	10,949	
Quarter ending September 2016	11,044	→
Quarter ending December 2016	10,996	→
Quarter ending March 2017	11,008	→
Quarter ending June 2017	11,052	→
<b>Variance since June 2016</b>	<b>0.9%</b>	<b>→</b>



### ACTIVITY

Cumulative percentage of contracted UDA delivered 2017 & 2018



Month	Adjusted Scheduled Activity (UDA)	
	2017	2018
April	703	838
May	2,479	2,851
June	4,455	4,497
July	7,875	
August	10,014	
September	12,265	
October	14,035	
November	17,106	
December	19,340	
January	21,358	
February	23,199	
March	26,546	
April	28,131	
May	28,150	
June	28,301	

### QUALITY

	Quantity	Base Number	Contract	AT	Region	England
% of FP17s for the same patient ID Re-attending within 3 months - Children	48	746	6.4%	10.6%	11.6%	12.0%
% of FP17s for the same patient ID Re-attending within 3 months - Adults	389	2,829	13.8%	14.9%	15.9%	16.0%
% of FP17s for the same patient ID Re-attending between 3 & 9 months - Children	499	746	66.9%	59.9%	60.4%	58.0%
% of FP17s for the same patient ID Re-attending between 3 & 9 months - Adults	1,470	2,829	52.0%	52.2%	52.3%	50.9%
% of FP17s for Band 1 Urgent Courses	267	2,559	10.4%	10.0%	9.5%	9.1%
% of FP17s Relating to Free Repair or Replacements	18	2,559	0.7%	0.6%	0.7%	0.8%
% of FP17s Relating to Continuations	31	2,559	1.2%	1.1%	1.0%	1.1%
% of Patients satisfied with the dentistry they have received	28	30	93.3%	93.1%	91.9%	91.7%
% of Patients satisfied with the time they had to wait for an appointment	28	30	93.3%	87.9%	88.0%	88.0%

\* This is based on patients treated on this contract for their most recent course of treatment. Figures in italics indicate the base number of FP17s or Patient Questionnaire responses are less than 100. N/A is shown where the base number of responses is less than 10 during the period. % is calculated as Quantity/Base number\*100

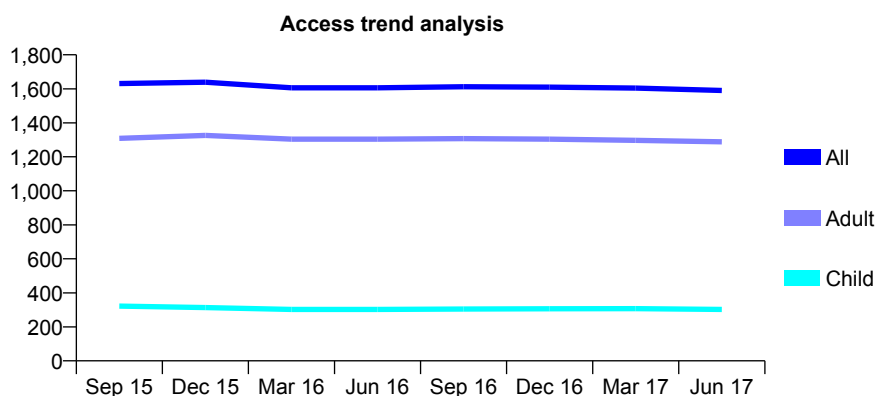
## Q70 - Vital Signs At a Glance Contract Report for 765201/0001 - June 2017

Name or company name	MR A SHENYAN
Contract type name	GDS Contract
Purpose of contract	General
Contract start date	01/04/2006
Contract end date	

17/18 Contracted general activity (UDA)	7,650
Carry forward general activity (UDA)	0
17/18 Contracted orthodontic activity (UOA)	0
Carry forward orthodontic activity (UOA)	0
Baseline contract value	£209,483.18

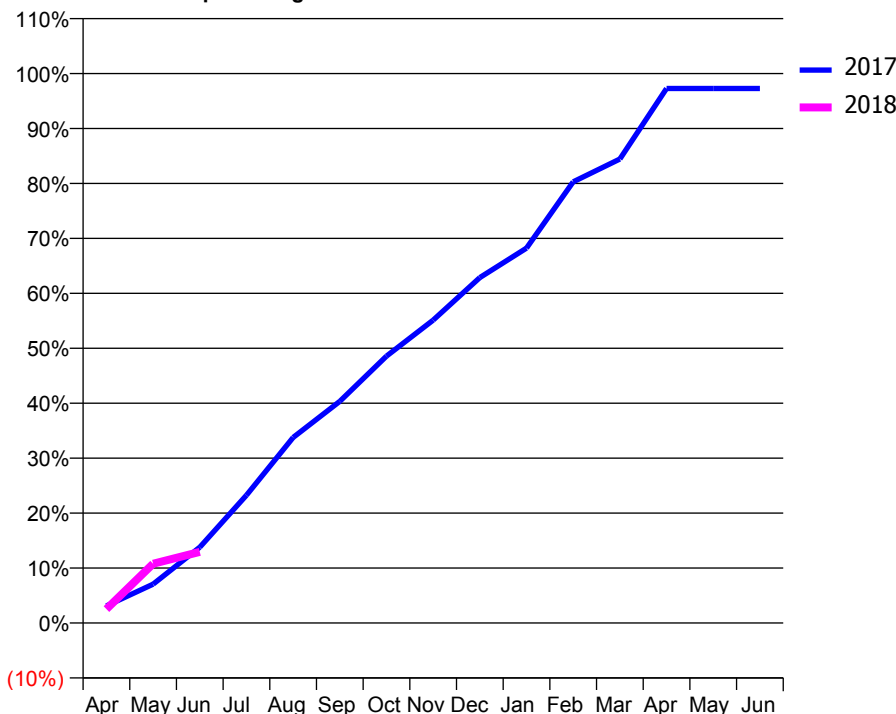
### ACCESS\*

Patients seen in 24 months	Total	Change since previous quarter
Quarter ending June 2016	1,606	
Quarter ending September 2016	1,612	→
Quarter ending December 2016	1,610	→
Quarter ending March 2017	1,604	→
Quarter ending June 2017	1,590	→
<b>Variance since June 2016</b>	<b>(1.0%)</b>	→



### ACTIVITY

Cumulative percentage of contracted UDA delivered 2017 & 2018



Month	Adjusted Scheduled Activity (UDA)	
	2017	2018
April	238	195
May	541	824
June	1,055	990
July	1,779	
August	2,584	
September	3,086	
October	3,715	
November	4,216	
December	4,810	
January	5,218	
February	6,141	
March	6,460	
April	7,442	
May	7,442	
June	7,442	

### QUALITY

	Quantity	Base Number	Contract	AT	Region	England
% of FP17s for the same patient ID Re-attending within 3 months - Children	9	95	9.5%	10.6%	11.6%	12.0%
% of FP17s for the same patient ID Re-attending within 3 months - Adults	70	462	15.2%	14.9%	15.9%	16.0%
% of FP17s for the same patient ID Re-attending between 3 & 9 months - Children	56	95	58.9%	59.9%	60.4%	58.0%
% of FP17s for the same patient ID Re-attending between 3 & 9 months - Adults	262	462	56.7%	52.2%	52.3%	50.9%
% of FP17s for Band 1 Urgent Courses	11	350	3.1%	10.0%	9.5%	9.1%
% of FP17s Relating to Free Repair or Replacements	10	350	2.9%	0.6%	0.7%	0.8%
% of FP17s Relating to Continuations	1	350	0.3%	1.1%	1.0%	1.1%
% of Patients satisfied with the dentistry they have received	2	3	N/A	93.1%	91.9%	91.7%
% of Patients satisfied with the time they had to wait for an appointment	2	3	N/A	87.9%	88.0%	88.0%

\* This is based on patients treated on this contract for their most recent course of treatment. Figures in italics indicate the base number of FP17s or Patient Questionnaire responses are less than 100. N/A is shown where the base number of responses is less than 10 during the period. % is calculated as Quantity/Base number\*100

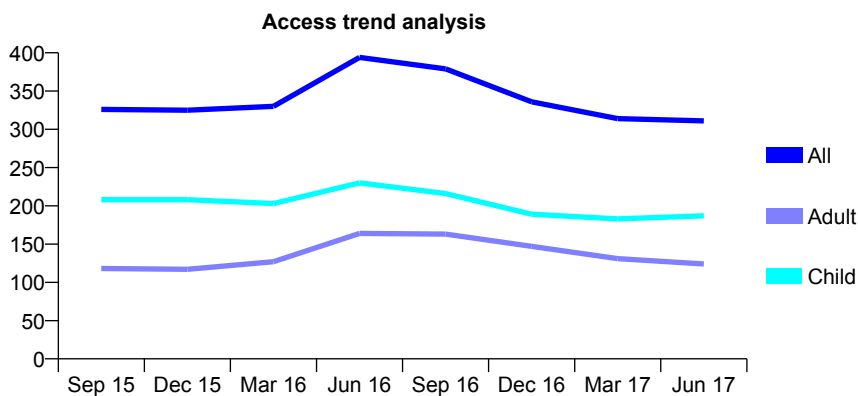
## Q70 - Vital Signs At a Glance Contract Report for 766542/0001 - June 2017

Name or company name	MISS LJ PEARCE
Contract type name	GDS Contract
Purpose of contract	General
Contract start date	01/04/2006
Contract end date	

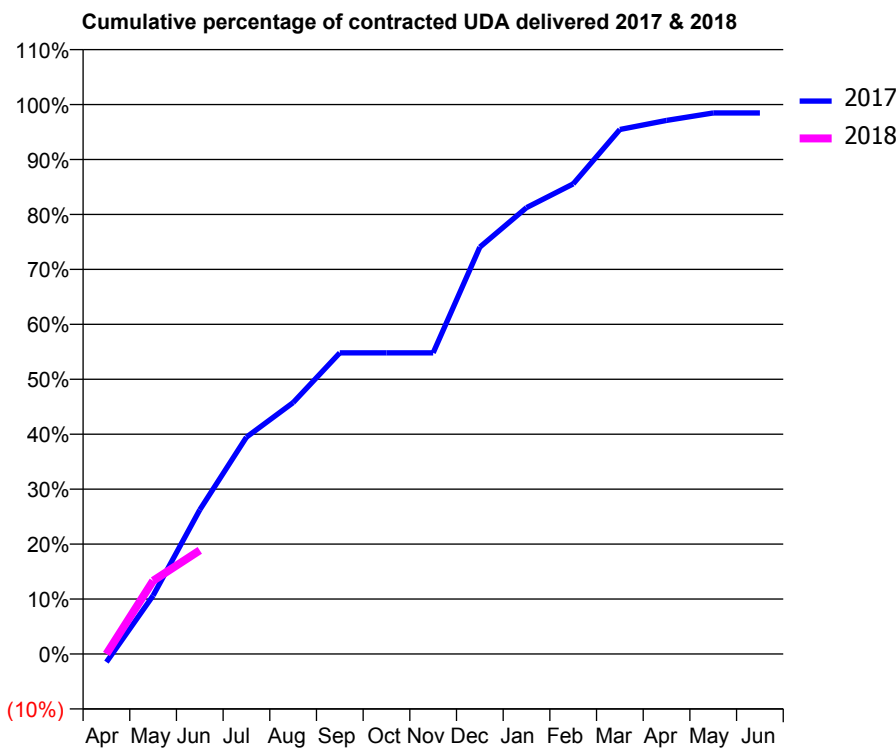
17/18 Contracted general activity (UDA)	800
Carry forward general activity (UDA)	0
17/18 Contracted orthodontic activity (UOA)	0
Carry forward orthodontic activity (UOA)	0
Baseline contract value	£17,959.28

### ACCESS\*

Patients seen in 24 months	Total	Change since previous quarter
Quarter ending June 2016	394	
Quarter ending September 2016	379	↓
Quarter ending December 2016	336	↓
Quarter ending March 2017	314	↓
Quarter ending June 2017	311	→
<b>Variance since June 2016</b>	<b>(21.1%)</b>	<b>↓</b>



### ACTIVITY



Month	Adjusted Scheduled Activity (UDA)	
	2017	2018
April	-12	0
May	85	107
June	210	151
July	316	
August	366	
September	438	
October	438	
November	438	
December	592	
January	650	
February	684	
March	764	
April	777	
May	788	
June	788	

### QUALITY

	Quantity	Base Number	Contract	AT	Region	England
% of FP17s for the same patient ID Re-attending within 3 months - Children	5	81	6.2%	10.6%	11.6%	12.0%
% of FP17s for the same patient ID Re-attending within 3 months - Adults	9	47	19.1%	14.9%	15.9%	16.0%
% of FP17s for the same patient ID Re-attending between 3 & 9 months - Children	54	81	66.7%	59.9%	60.4%	58.0%
% of FP17s for the same patient ID Re-attending between 3 & 9 months - Adults	25	47	53.2%	52.2%	52.3%	50.9%
% of FP17s for Band 1 Urgent Courses	5	114	4.4%	10.0%	9.5%	9.1%
% of FP17s Relating to Free Repair or Replacements	0	114	0.0%	0.6%	0.7%	0.8%
% of FP17s Relating to Continuations	0	114	0.0%	1.1%	1.0%	1.1%
% of Patients satisfied with the dentistry they have received	0	0	N/A	93.1%	91.9%	91.7%
% of Patients satisfied with the time they had to wait for an appointment	0	0	N/A	87.9%	88.0%	88.0%

\* This is based on patients treated on this contract for their most recent course of treatment. Figures in italics indicate the base number of FP17s or Patient Questionnaire responses are less than 100. N/A is shown where the base number of responses is less than 10 during the period. % is calculated as Quantity/Base number\*100

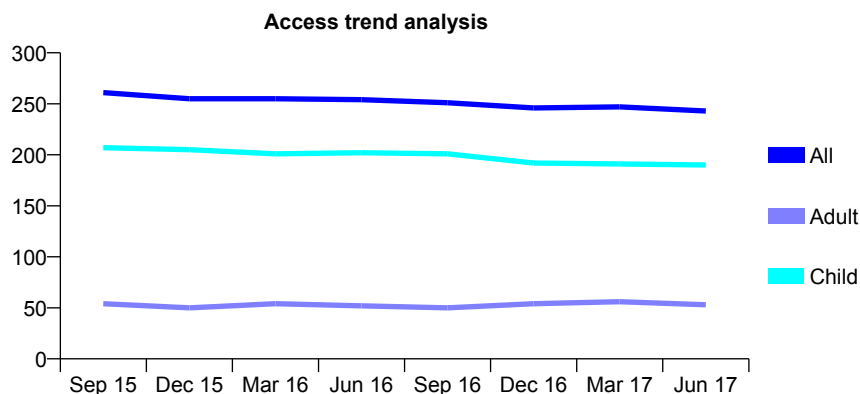
## Q70 - Vital Signs At a Glance Contract Report for 769797/0001 - June 2017

Name or company name	MR FJ PEROLD
Contract type name	GDS Contract
Purpose of contract	General
Contract start date	01/04/2006
Contract end date	

17/18 Contracted general activity (UDA)	450
Carry forward general activity (UDA)	0
17/18 Contracted orthodontic activity (UOA)	0
Carry forward orthodontic activity (UOA)	0
Baseline contract value	£10,145.07

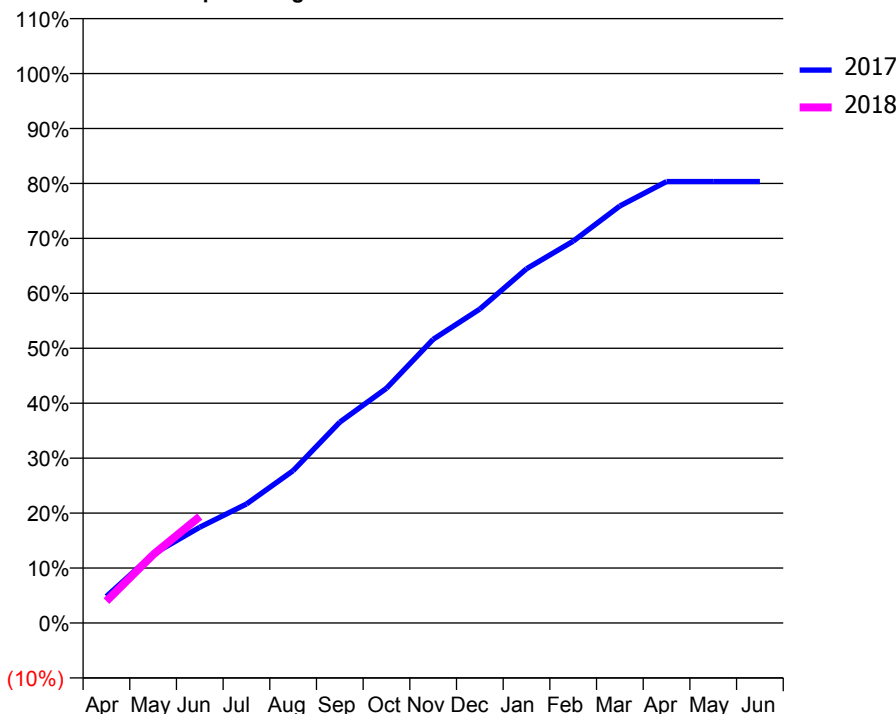
### ACCESS\*

Patients seen in 24 months	Total	Change since previous quarter
Quarter ending June 2016	254	
Quarter ending September 2016	251	↓
Quarter ending December 2016	246	↓
Quarter ending March 2017	247	→
Quarter ending June 2017	243	↓
<b>Variance since June 2016</b>	<b>(4.3%)</b>	<b>↓</b>



### ACTIVITY

Cumulative percentage of contracted UDA delivered 2017 & 2018



Adjusted Scheduled Activity (UDA)

Month	2017	2018
April	29	18
May	75	56
June	105	87
July	130	
August	166	
September	219	
October	256	
November	310	
December	343	
January	387	
February	417	
March	455	
April	482	
May	482	
June	482	

### QUALITY

	Quantity	Base Number	Contract	AT	Region	England
% of FP17s for the same patient ID Re-attending within 3 months - Children	3	88	3.4%	10.6%	11.6%	12.0%
% of FP17s for the same patient ID Re-attending within 3 months - Adults	0	13	0.0%	14.9%	15.9%	16.0%
% of FP17s for the same patient ID Re-attending between 3 & 9 months - Children	69	88	78.4%	59.9%	60.4%	58.0%
% of FP17s for the same patient ID Re-attending between 3 & 9 months - Adults	10	13	76.9%	52.2%	52.3%	50.9%
% of FP17s for Band 1 Urgent Courses	1	77	1.3%	10.0%	9.5%	9.1%
% of FP17s Relating to Free Repair or Replacements	0	77	0.0%	0.6%	0.7%	0.8%
% of FP17s Relating to Continuations	0	77	0.0%	1.1%	1.0%	1.1%
% of Patients satisfied with the dentistry they have received	0	1	N/A	93.1%	91.9%	91.7%
% of Patients satisfied with the time they had to wait for an appointment	0	1	N/A	87.9%	88.0%	88.0%

\* This is based on patients treated on this contract for their most recent course of treatment. Figures in italics indicate the base number of FP17s or Patient Questionnaire responses are less than 100. N/A is shown where the base number of responses is less than 10 during the period. % is calculated as Quantity/Base number\*100

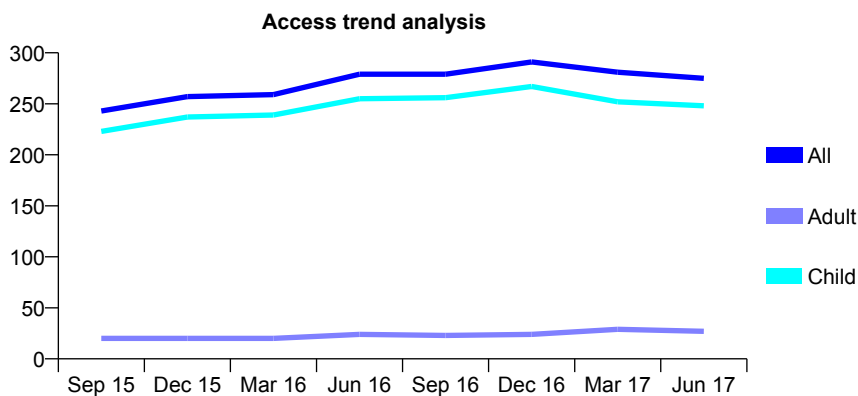
## Q70 - Vital Signs At a Glance Contract Report for 801550/0001 - June 2017

Name or company name	Cheriton Dental Practice
Contract type name	GDS Contract
Purpose of contract	General
Contract start date	01/04/2006
Contract end date	

17/18 Contracted general activity (UDA)	640
Carry forward general activity (UDA)	0
17/18 Contracted orthodontic activity (UOA)	0
Carry forward orthodontic activity (UOA)	0
Baseline contract value	£14,552.26

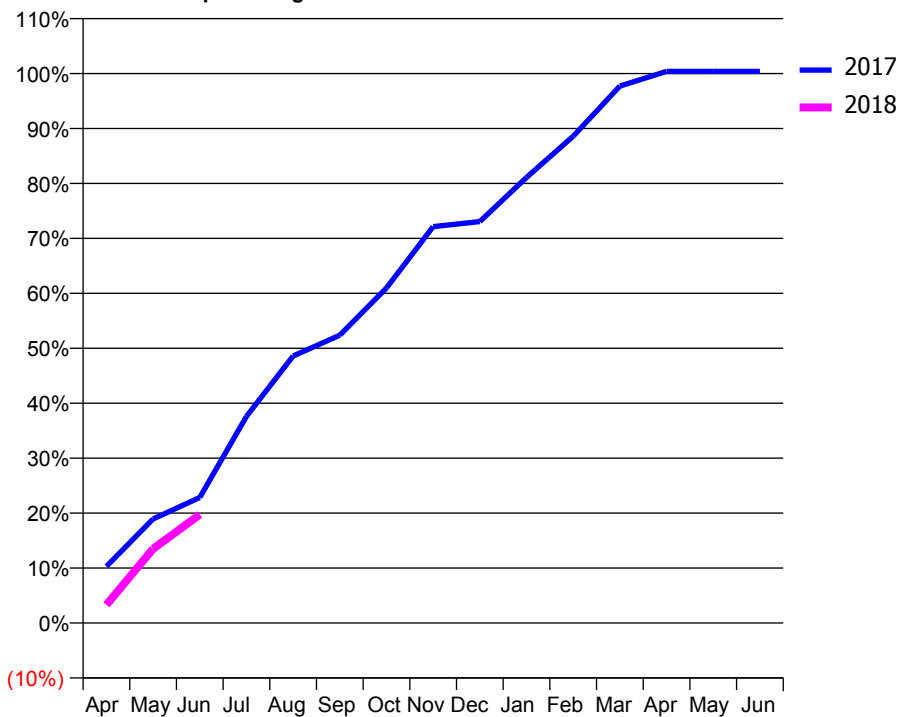
### ACCESS\*

Patients seen in 24 months	Total	Change since previous quarter
Quarter ending June 2016	279	
Quarter ending September 2016	279	→
Quarter ending December 2016	291	↑
Quarter ending March 2017	281	↓
Quarter ending June 2017	275	↓
<b>Variance since June 2016</b>	<b>(1.4%)</b>	<b>↓</b>



### ACTIVITY

Cumulative percentage of contracted UDA delivered 2017 & 2018



Month	Adjusted Scheduled Activity (UDA)	
	2017	2018
April	66	21
May	121	86
June	146	126
July	241	
August	311	
September	335	
October	390	
November	462	
December	468	
January	519	
February	567	
March	625	
April	642	
May	642	
June	642	

### QUALITY

	Quantity	Base Number	Contract	AT	Region	England
% of FP17s for the same patient ID Re-attending within 3 months - Children	5	93	5.4%	10.6%	11.6%	12.0%
% of FP17s for the same patient ID Re-attending within 3 months - Adults	0	0	N/A	14.9%	15.9%	16.0%
% of FP17s for the same patient ID Re-attending between 3 & 9 months - Children	61	93	65.6%	59.9%	60.4%	58.0%
% of FP17s for the same patient ID Re-attending between 3 & 9 months - Adults	0	0	N/A	52.2%	52.3%	50.9%
% of FP17s for Band 1 Urgent Courses	2	82	2.4%	10.0%	9.5%	9.1%
% of FP17s Relating to Free Repair or Replacements	0	82	0.0%	0.6%	0.7%	0.8%
% of FP17s Relating to Continuations	0	82	0.0%	1.1%	1.0%	1.1%
% of Patients satisfied with the dentistry they have received	1	1	N/A	93.1%	91.9%	91.7%
% of Patients satisfied with the time they had to wait for an appointment	1	1	N/A	87.9%	88.0%	88.0%

\* This is based on patients treated on this contract for their most recent course of treatment. Figures in italics indicate the base number of FP17s or Patient Questionnaire responses are less than 100. N/A is shown where the base number of responses is less than 10 during the period. % is calculated as Quantity/Base number\*100

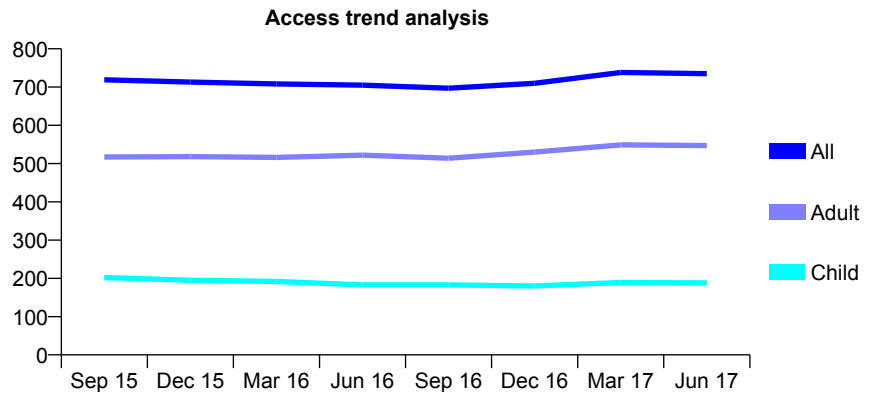
## Q70 - Vital Signs At a Glance Contract Report for 801623/0001 - June 2017

Name or company name	Hema Rajah
Contract type name	GDS Contract
Purpose of contract	General
Contract start date	01/04/2006
Contract end date	

17/18 Contracted general activity (UDA)	2,360
Carry forward general activity (UDA)	0
17/18 Contracted orthodontic activity (UOA)	0
Carry forward orthodontic activity (UOA)	0
Baseline contract value	£55,124.11

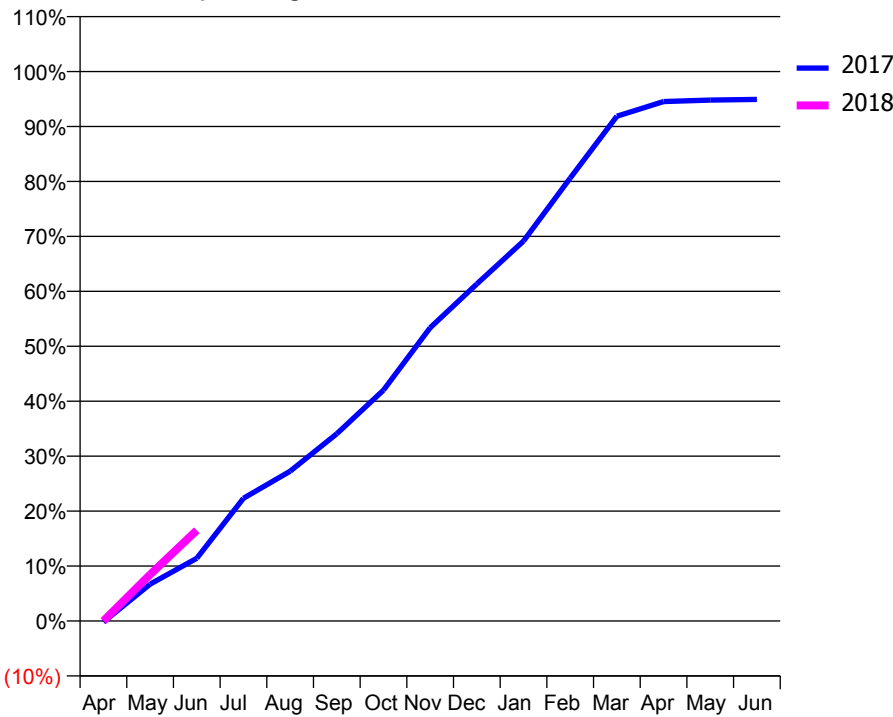
### ACCESS\*

Patients seen in 24 months	Total	Change since previous quarter
Quarter ending June 2016	705	
Quarter ending September 2016	697	↓
Quarter ending December 2016	710	→
Quarter ending March 2017	738	↑
Quarter ending June 2017	735	→
<b>Variance since June 2016</b>	<b>4.3%</b>	<b>↑</b>



### ACTIVITY

Cumulative percentage of contracted UDA delivered 2017 & 2018



Month	Adjusted Scheduled Activity (UDA)	
	2017	2018
April	-5	0
May	158	200
June	270	390
July	527	
August	644	
September	804	
October	991	
November	1,260	
December	1,448	
January	1,632	
February	1,902	
March	2,168	
April	2,231	
May	2,237	
June	2,240	

### QUALITY

	Quantity	Base Number	Contract	AT	Region	England
% of FP17s for the same patient ID Re-attending within 3 months - Children	3	63	4.8%	10.6%	11.6%	12.0%
% of FP17s for the same patient ID Re-attending within 3 months - Adults	21	189	11.1%	14.9%	15.9%	16.0%
% of FP17s for the same patient ID Re-attending between 3 & 9 months - Children	37	63	58.7%	59.9%	60.4%	58.0%
% of FP17s for the same patient ID Re-attending between 3 & 9 months - Adults	135	189	71.4%	52.2%	52.3%	50.9%
% of FP17s for Band 1 Urgent Courses	10	212	4.7%	10.0%	9.5%	9.1%
% of FP17s Relating to Free Repair or Replacements	0	212	0.0%	0.6%	0.7%	0.8%
% of FP17s Relating to Continuations	1	212	0.5%	1.1%	1.0%	1.1%
% of Patients satisfied with the dentistry they have received	3	4	N/A	93.1%	91.9%	91.7%
% of Patients satisfied with the time they had to wait for an appointment	3	4	N/A	87.9%	88.0%	88.0%

\* This is based on patients treated on this contract for their most recent course of treatment. Figures in italics indicate the base number of FP17s or Patient Questionnaire responses are less than 100. N/A is shown where the base number of responses is less than 10 during the period. % is calculated as Quantity/Base number\*100

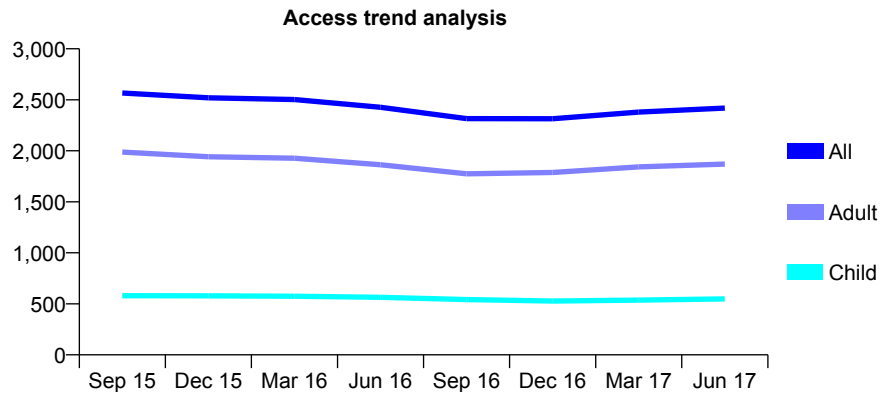
## Q70 - Vital Signs At a Glance Contract Report for 804568/0001 - June 2017

Name or company name	MR SA WALKER
Contract type name	GDS Contract
Purpose of contract	General
Contract start date	01/04/2006
Contract end date	

17/18 Contracted general activity (UDA)	8,477
Carry forward general activity (UDA)	0
17/18 Contracted orthodontic activity (UOA)	0
Carry forward orthodontic activity (UOA)	0
Baseline contract value	£213,259.36

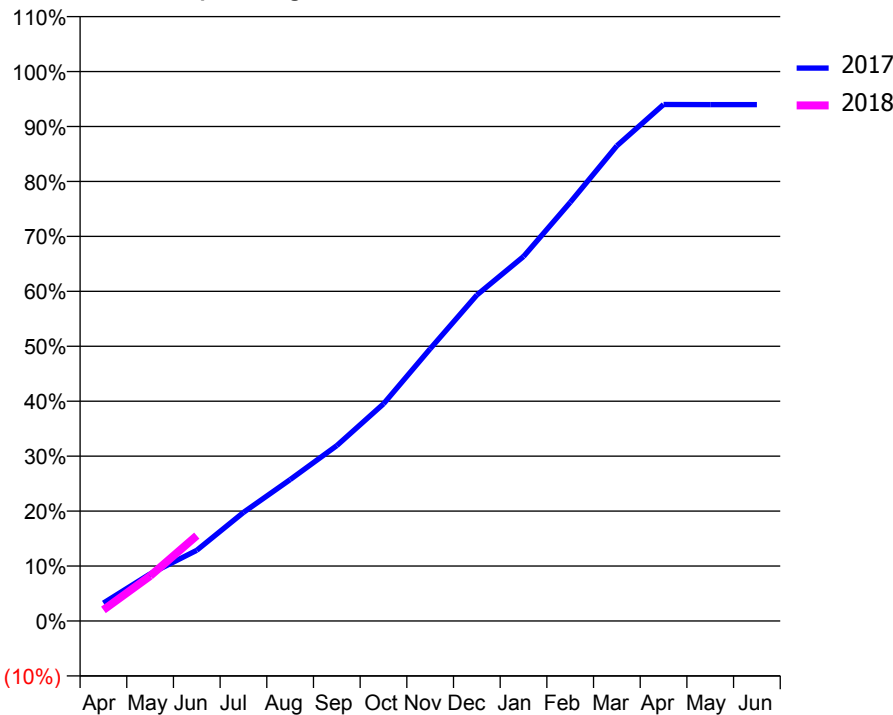
### ACCESS\*

Patients seen in 24 months	Total	Change since previous quarter
Quarter ending June 2016	2,427	
Quarter ending September 2016	2,316	↓
Quarter ending December 2016	2,315	→
Quarter ending March 2017	2,380	↑
Quarter ending June 2017	2,419	→
<b>Variance since June 2016</b>	<b>(0.3%)</b>	→



### ACTIVITY

Cumulative percentage of contracted UDA delivered 2017 & 2018



Month	Adjusted Scheduled Activity (UDA)	
	2017	2018
April	276	171
May	728	694
June	1,090	1,318
July	1,675	
August	2,182	
September	2,706	
October	3,350	
November	4,200	
December	5,029	
January	5,622	
February	6,459	
March	7,330	
April	7,968	
May	7,967	
June	7,967	

### QUALITY

	Quantity	Base Number	Contract	AT	Region	England
% of FP17s for the same patient ID Re-attending within 3 months - Children	21	217	9.7%	10.6%	11.6%	12.0%
% of FP17s for the same patient ID Re-attending within 3 months - Adults	149	852	17.5%	14.9%	15.9%	16.0%
% of FP17s for the same patient ID Re-attending between 3 & 9 months - Children	139	217	64.1%	59.9%	60.4%	58.0%
% of FP17s for the same patient ID Re-attending between 3 & 9 months - Adults	551	852	64.7%	52.2%	52.3%	50.9%
% of FP17s for Band 1 Urgent Courses	69	833	8.3%	10.0%	9.5%	9.1%
% of FP17s Relating to Free Repair or Replacements	8	833	1.0%	0.6%	0.7%	0.8%
% of FP17s Relating to Continuations	7	833	0.8%	1.1%	1.0%	1.1%
% of Patients satisfied with the dentistry they have received	5	6	N/A	93.1%	91.9%	91.7%
% of Patients satisfied with the time they had to wait for an appointment	5	6	N/A	87.9%	88.0%	88.0%

\* This is based on patients treated on this contract for their most recent course of treatment. Figures in italics indicate the base number of FP17s or Patient Questionnaire responses are less than 100. N/A is shown where the base number of responses is less than 10 during the period. % is calculated as Quantity/Base number\*100

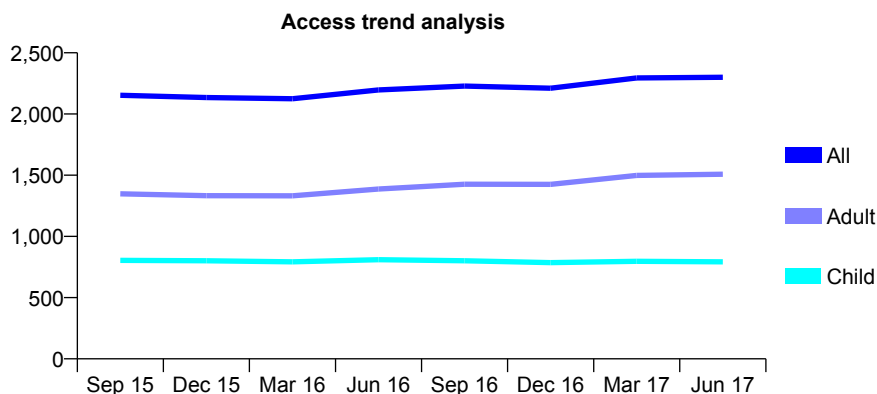
## Q70 - Vital Signs At a Glance Contract Report for 810274/0001 - June 2017

Name or company name	MR TN DAVIES
Contract type name	GDS Contract
Purpose of contract	General
Contract start date	01/04/2006
Contract end date	

17/18 Contracted general activity (UDA)	4,857
Carry forward general activity (UDA)	0
17/18 Contracted orthodontic activity (UOA)	0
Carry forward orthodontic activity (UOA)	0
Baseline contract value	£116,980.48

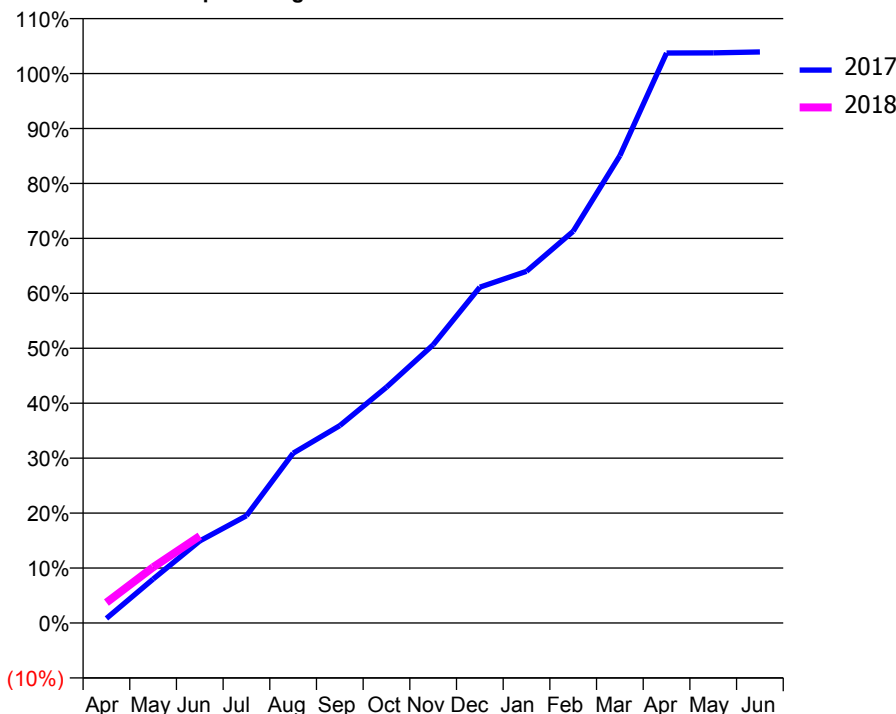
### ACCESS\*

Patients seen in 24 months	Total	Change since previous quarter
Quarter ending June 2016	2,197	
Quarter ending September 2016	2,228	→
Quarter ending December 2016	2,211	→
Quarter ending March 2017	2,295	↑
Quarter ending June 2017	2,300	→
<b>Variance since June 2016</b>	<b>4.7%</b>	<b>↑</b>



### ACTIVITY

Cumulative percentage of contracted UDA delivered 2017 & 2018



Adjusted Scheduled Activity (UDA)

Month	2017	2018
April	40	181
May	388	493
June	725	769
July	948	
August	1,501	
September	1,745	
October	2,085	
November	2,460	
December	2,968	
January	3,108	
February	3,462	
March	4,131	
April	5,039	
May	5,040	
June	5,048	

### QUALITY

	Quantity	Base Number	Contract	AT	Region	England
% of FP17s for the same patient ID Re-attending within 3 months - Children	12	313	3.8%	10.6%	11.6%	12.0%
% of FP17s for the same patient ID Re-attending within 3 months - Adults	68	579	11.7%	14.9%	15.9%	16.0%
% of FP17s for the same patient ID Re-attending between 3 & 9 months - Children	221	313	70.6%	59.9%	60.4%	58.0%
% of FP17s for the same patient ID Re-attending between 3 & 9 months - Adults	370	579	63.9%	52.2%	52.3%	50.9%
% of FP17s for Band 1 Urgent Courses	18	424	4.2%	10.0%	9.5%	9.1%
% of FP17s Relating to Free Repair or Replacements	1	424	0.2%	0.6%	0.7%	0.8%
% of FP17s Relating to Continuations	6	424	1.4%	1.1%	1.0%	1.1%
% of Patients satisfied with the dentistry they have received	9	9	N/A	93.1%	91.9%	91.7%
% of Patients satisfied with the time they had to wait for an appointment	9	9	N/A	87.9%	88.0%	88.0%

\* This is based on patients treated on this contract for their most recent course of treatment. Figures in italics indicate the base number of FP17s or Patient Questionnaire responses are less than 100. N/A is shown where the base number of responses is less than 10 during the period. % is calculated as Quantity/Base number\*100



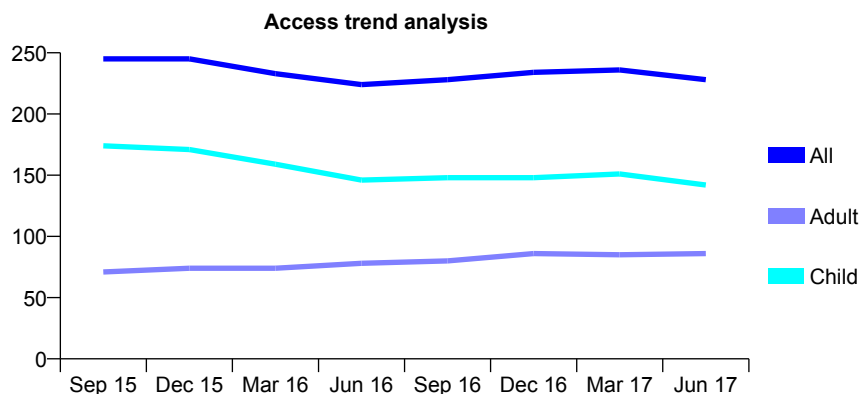
## Q70 - Vital Signs At a Glance Contract Report for 811335/0001 - June 2017

Name or company name	MR R HERRON
Contract type name	GDS Contract
Purpose of contract	General
Contract start date	01/04/2006
Contract end date	

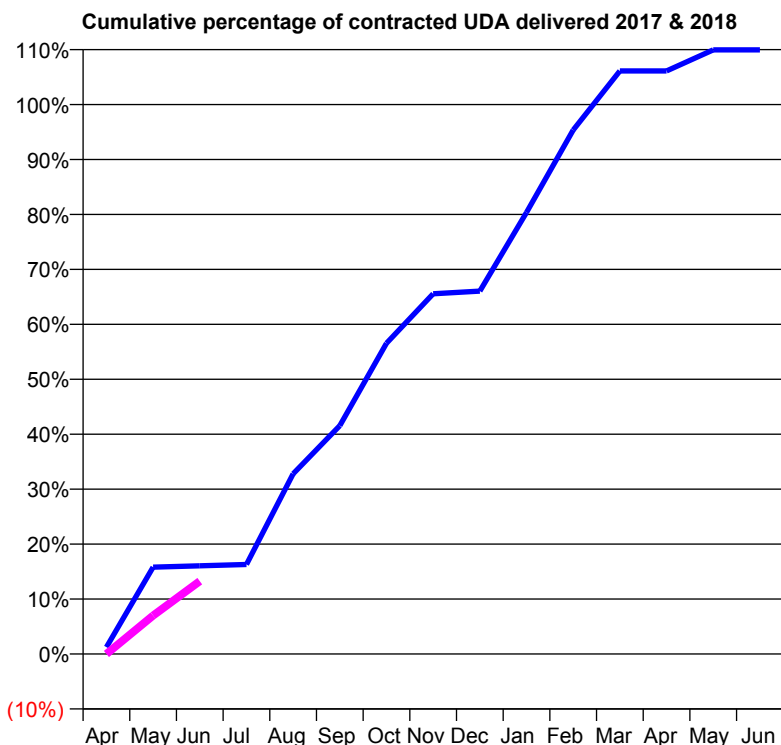
17/18 Contracted general activity (UDA)	400
Carry forward general activity (UDA)	0
17/18 Contracted orthodontic activity (UOA)	0
Carry forward orthodontic activity (UOA)	0
Baseline contract value	£9,698.11

### ACCESS\*

Patients seen in 24 months	Total	Change since previous quarter
Quarter ending June 2016	224	
Quarter ending September 2016	228	→
Quarter ending December 2016	234	↑
Quarter ending March 2017	236	→
Quarter ending June 2017	228	↓
<b>Variance since June 2016</b>	<b>1.8%</b>	<b>→</b>



### ACTIVITY



Month	Adjusted Scheduled Activity (UDA)	
	2017	2018
April	5	0
May	63	28
June	64	53
July	65	
August	131	
September	166	
October	226	
November	262	
December	264	
January	321	
February	381	
March	424	
April	424	
May	440	
June	440	

### QUALITY

	Quantity	Base Number	Contract	AT	Region	England
% of FP17s for the same patient ID Re-attending within 3 months - Children	2	50	4.0%	10.6%	11.6%	12.0%
% of FP17s for the same patient ID Re-attending within 3 months - Adults	1	12	8.3%	14.9%	15.9%	16.0%
% of FP17s for the same patient ID Re-attending between 3 & 9 months - Children	35	50	70.0%	59.9%	60.4%	58.0%
% of FP17s for the same patient ID Re-attending between 3 & 9 months - Adults	9	12	75.0%	52.2%	52.3%	50.9%
% of FP17s for Band 1 Urgent Courses	0	49	0.0%	10.0%	9.5%	9.1%
% of FP17s Relating to Free Repair or Replacements	0	49	0.0%	0.6%	0.7%	0.8%
% of FP17s Relating to Continuations	0	49	0.0%	1.1%	1.0%	1.1%
% of Patients satisfied with the dentistry they have received	1	1	N/A	93.1%	91.9%	91.7%
% of Patients satisfied with the time they had to wait for an appointment	1	1	N/A	87.9%	88.0%	88.0%

\* This is based on patients treated on this contract for their most recent course of treatment. Figures in italics indicate the base number of FP17s or Patient Questionnaire responses are less than 100. N/A is shown where the base number of responses is less than 10 during the period. % is calculated as Quantity/Base number\*100

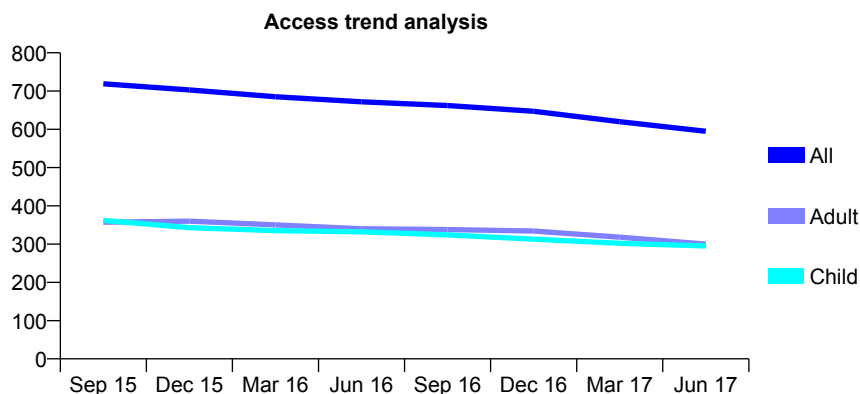
## Q70 - Vital Signs At a Glance Contract Report for 813044/0001 - June 2017

Name or company name	MR SJ BABER
Contract type name	GDS Contract
Purpose of contract	General
Contract start date	01/04/2006
Contract end date	

17/18 Contracted general activity (UDA)	1,700
Carry forward general activity (UDA)	0
17/18 Contracted orthodontic activity (UOA)	0
Carry forward orthodontic activity (UOA)	0
Baseline contract value	£44,093.28

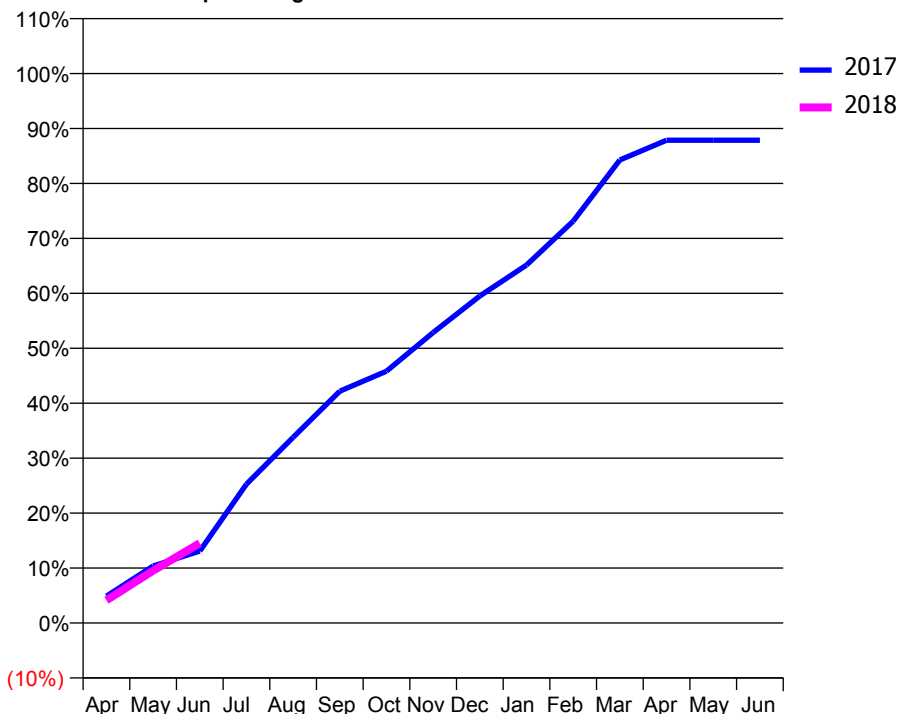
### ACCESS\*

Patients seen in 24 months	Total	Change since previous quarter
Quarter ending June 2016	672	
Quarter ending September 2016	662	↓
Quarter ending December 2016	647	↓
Quarter ending March 2017	620	↓
Quarter ending June 2017	595	↓
<b>Variance since June 2016</b>	<b>(11.5%)</b>	<b>↓</b>



### ACTIVITY

Cumulative percentage of contracted UDA delivered 2017 & 2018



Adjusted Scheduled Activity (UDA)

Month	2017	2018
April	83	70
May	176	162
June	223	247
July	430	
August	574	
September	717	
October	779	
November	899	
December	1,012	
January	1,108	
February	1,243	
March	1,432	
April	1,494	
May	1,494	
June	1,494	

### QUALITY

	Quantity	Base Number	Contract	AT	Region	England
% of FP17s for the same patient ID Re-attending within 3 months - Children	11	114	9.6%	10.6%	11.6%	12.0%
% of FP17s for the same patient ID Re-attending within 3 months - Adults	12	98	12.2%	14.9%	15.9%	16.0%
% of FP17s for the same patient ID Re-attending between 3 & 9 months - Children	84	114	73.7%	59.9%	60.4%	58.0%
% of FP17s for the same patient ID Re-attending between 3 & 9 months - Adults	64	98	65.3%	52.2%	52.3%	50.9%
% of FP17s for Band 1 Urgent Courses	15	170	8.8%	10.0%	9.5%	9.1%
% of FP17s Relating to Free Repair or Replacements	0	170	0.0%	0.6%	0.7%	0.8%
% of FP17s Relating to Continuations	3	170	1.8%	1.1%	1.0%	1.1%
% of Patients satisfied with the dentistry they have received	4	4	N/A	93.1%	91.9%	91.7%
% of Patients satisfied with the time they had to wait for an appointment	4	4	N/A	87.9%	88.0%	88.0%

\* This is based on patients treated on this contract for their most recent course of treatment. Figures in italics indicate the base number of FP17s or Patient Questionnaire responses are less than 100. N/A is shown where the base number of responses is less than 10 during the period. % is calculated as Quantity/Base number\*100

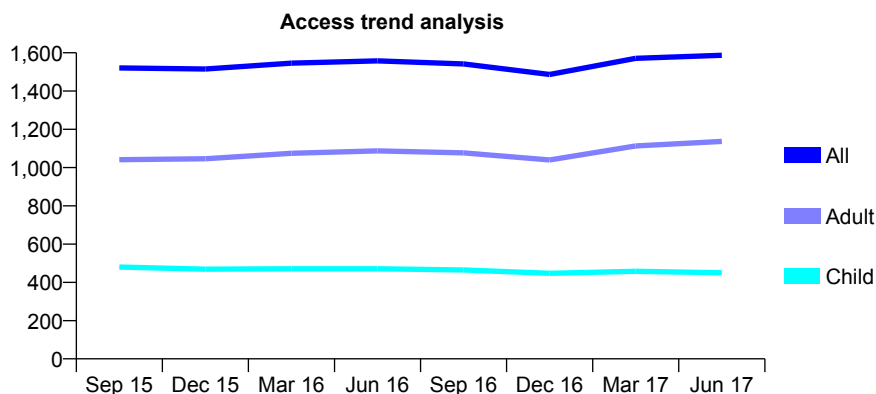
## Q70 - Vital Signs At a Glance Contract Report for 813079/0001 - June 2017

Name or company name	MR AC MUNRO
Contract type name	GDS Contract
Purpose of contract	General
Contract start date	01/04/2006
Contract end date	

17/18 Contracted general activity (UDA)	1,800
Carry forward general activity (UDA)	0
17/18 Contracted orthodontic activity (UOA)	0
Carry forward orthodontic activity (UOA)	0
Baseline contract value	£45,287.78

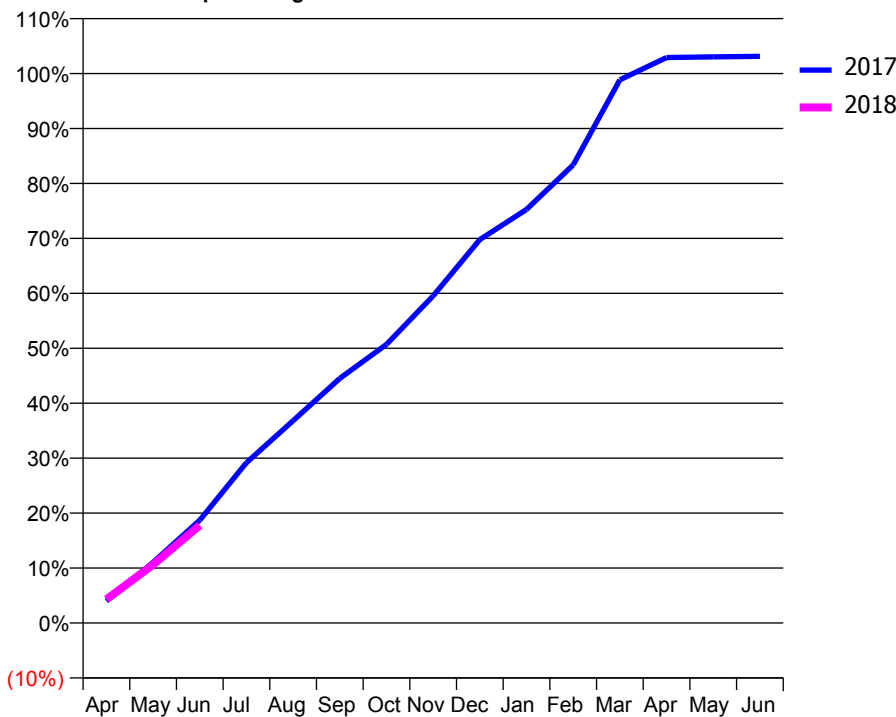
### ACCESS\*

Patients seen in 24 months	Total	Change since previous quarter
Quarter ending June 2016	1,558	
Quarter ending September 2016	1,542	↓
Quarter ending December 2016	1,487	↓
Quarter ending March 2017	1,571	↑
Quarter ending June 2017	1,587	→
<b>Variance since June 2016</b>	<b>1.9%</b>	<b>→</b>



### ACTIVITY

Cumulative percentage of contracted UDA delivered 2017 & 2018



Adjusted Scheduled Activity (UDA)

Month	2017	2018
April	72	78
May	199	191
June	337	320
July	525	
August	663	
September	801	
October	913	
November	1,072	
December	1,256	
January	1,355	
February	1,501	
March	1,779	
April	1,852	
May	1,854	
June	1,856	

### QUALITY

	Quantity	Base Number	Contract	AT	Region	England
% of FP17s for the same patient ID Re-attending within 3 months - Children	10	172	5.8%	10.6%	11.6%	12.0%
% of FP17s for the same patient ID Re-attending within 3 months - Adults	52	361	14.4%	14.9%	15.9%	16.0%
% of FP17s for the same patient ID Re-attending between 3 & 9 months - Children	122	172	70.9%	59.9%	60.4%	58.0%
% of FP17s for the same patient ID Re-attending between 3 & 9 months - Adults	174	361	48.2%	52.2%	52.3%	50.9%
% of FP17s for Band 1 Urgent Courses	10	192	5.2%	10.0%	9.5%	9.1%
% of FP17s Relating to Free Repair or Replacements	1	192	0.5%	0.6%	0.7%	0.8%
% of FP17s Relating to Continuations	0	192	0.0%	1.1%	1.0%	1.1%
% of Patients satisfied with the dentistry they have received	2	2	N/A	93.1%	91.9%	91.7%
% of Patients satisfied with the time they had to wait for an appointment	1	2	N/A	87.9%	88.0%	88.0%

\* This is based on patients treated on this contract for their most recent course of treatment. Figures in italics indicate the base number of FP17s or Patient Questionnaire responses are less than 100. N/A is shown where the base number of responses is less than 10 during the period. % is calculated as Quantity/Base number\*100

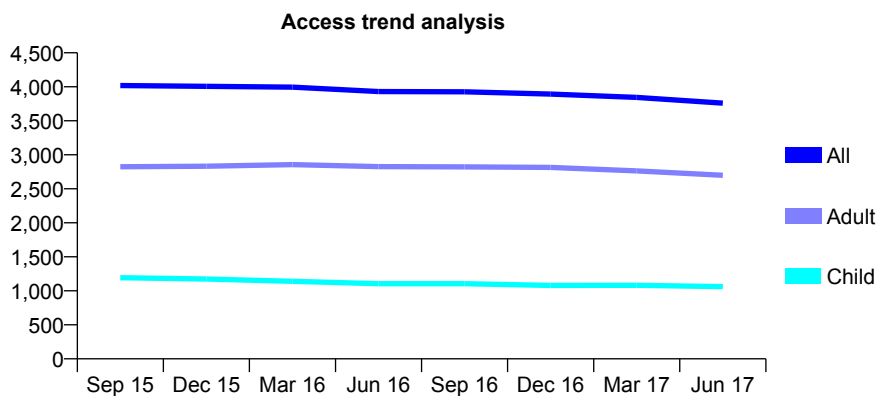
## Q70 - Vital Signs At a Glance Contract Report for 817198/0001 - June 2017

Name or company name	MR RM WILLIAMS
Contract type name	GDS Contract
Purpose of contract	General
Contract start date	01/04/2006
Contract end date	

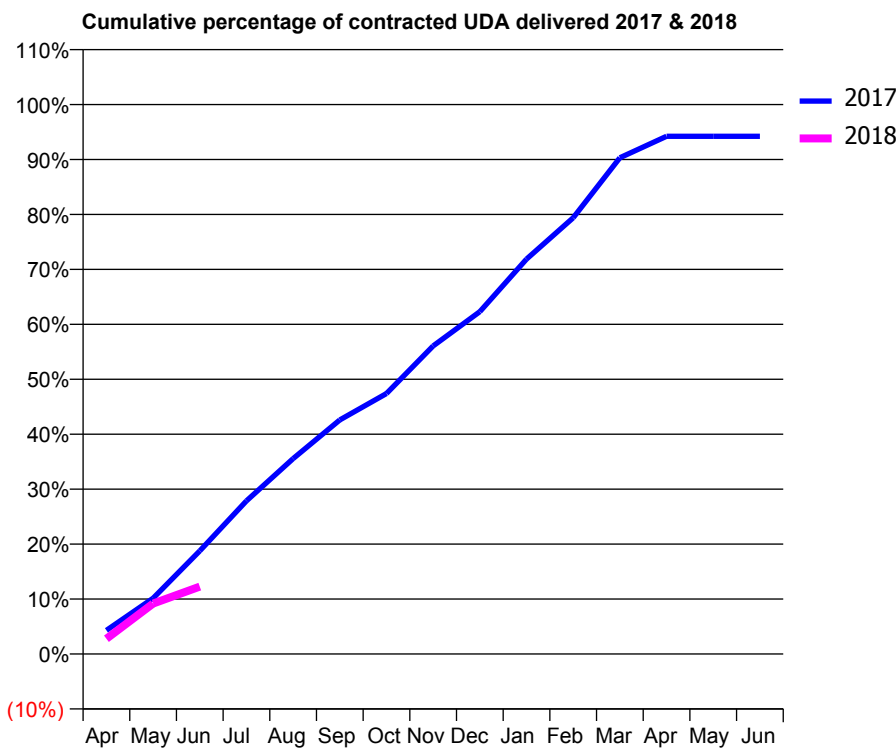
17/18 Contracted general activity (UDA)	11,000
Carry forward general activity (UDA)	0
17/18 Contracted orthodontic activity (UOA)	0
Carry forward orthodontic activity (UOA)	0
Baseline contract value	£315,688.44

### ACCESS\*

Patients seen in 24 months	Total	Change since previous quarter
Quarter ending June 2016	3,931	
Quarter ending September 2016	3,926	→
Quarter ending December 2016	3,893	→
Quarter ending March 2017	3,845	↓
Quarter ending June 2017	3,760	↓
<b>Variance since June 2016</b>	<b>(4.4%)</b>	<b>↓</b>



### ACTIVITY



Month	Adjusted Scheduled Activity (UDA)	
	2017	2018
April	474	307
May	1,116	1,011
June	2,064	1,349
July	3,067	
August	3,913	
September	4,687	
October	5,214	
November	6,169	
December	6,852	
January	7,905	
February	8,733	
March	9,934	
April	10,364	
May	10,363	
June	10,363	

### QUALITY

	Quantity	Base Number	Contract	AT	Region	England
% of FP17s for the same patient ID Re-attending within 3 months - Children	36	367	9.8%	10.6%	11.6%	12.0%
% of FP17s for the same patient ID Re-attending within 3 months - Adults	129	709	18.2%	14.9%	15.9%	16.0%
% of FP17s for the same patient ID Re-attending between 3 & 9 months - Children	270	367	73.6%	59.9%	60.4%	58.0%
% of FP17s for the same patient ID Re-attending between 3 & 9 months - Adults	259	709	36.5%	52.2%	52.3%	50.9%
% of FP17s for Band 1 Urgent Courses	44	870	5.1%	10.0%	9.5%	9.1%
% of FP17s Relating to Free Repair or Replacements	11	870	1.3%	0.6%	0.7%	0.8%
% of FP17s Relating to Continuations	18	870	2.1%	1.1%	1.0%	1.1%
% of Patients satisfied with the dentistry they have received	7	7	N/A	93.1%	91.9%	91.7%
% of Patients satisfied with the time they had to wait for an appointment	7	7	N/A	87.9%	88.0%	88.0%

\* This is based on patients treated on this contract for their most recent course of treatment. Figures in italics indicate the base number of FP17s or Patient Questionnaire responses are less than 100. N/A is shown where the base number of responses is less than 10 during the period. % is calculated as Quantity/Base number\*100

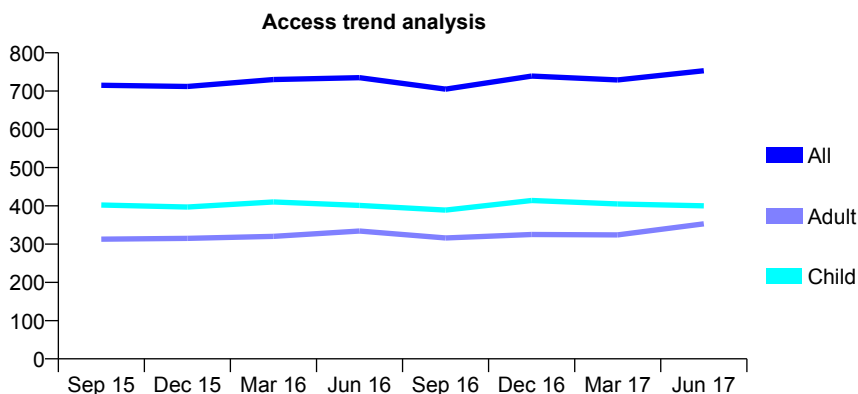
## Q70 - Vital Signs At a Glance Contract Report for 820563/0001 - June 2017

Name or company name	MR MJ COLE
Contract type name	GDS Contract
Purpose of contract	General and Orthodontic
Contract start date	01/04/2006
Contract end date	

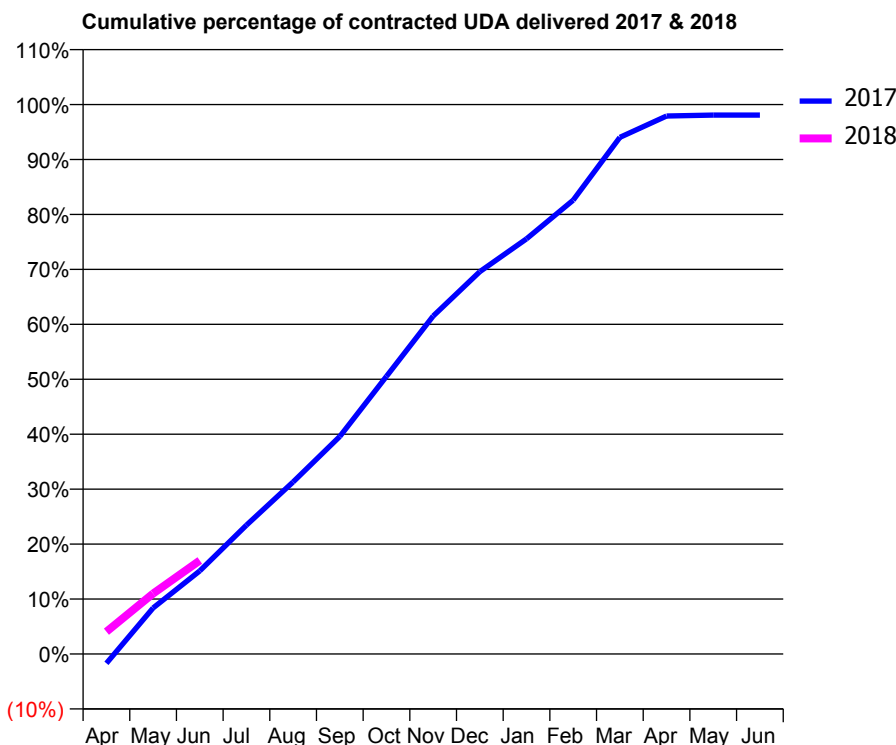
17/18 Contracted general activity (UDA)	1,870
Carry forward general activity (UDA)	0
17/18 Contracted orthodontic activity (UOA)	243
Carry forward orthodontic activity (UOA)	0
Baseline contract value	£63,685.63

### ACCESS\*

Patients seen in 24 months	Total	Change since previous quarter
Quarter ending June 2016	735	
Quarter ending September 2016	705	↓
Quarter ending December 2016	739	↑
Quarter ending March 2017	729	↓
Quarter ending June 2017	753	↑
<b>Variance since June 2016</b>	<b>2.4%</b>	<b>↑</b>



### ACTIVITY



Month	Adjusted Scheduled Activity (UDA)	
	2017	2018
April	-32	76
May	157	206
June	283	318
July	438	
August	586	
September	740	
October	945	
November	1,150	
December	1,301	
January	1,413	
February	1,544	
March	1,758	
April	1,831	
May	1,834	
June	1,834	

### QUALITY

	Quantity	Base Number	Contract	AT	Region	England
% of FP17s for the same patient ID Re-attending within 3 months - Children	12	154	7.8%	10.6%	11.6%	12.0%
% of FP17s for the same patient ID Re-attending within 3 months - Adults	14	102	13.7%	14.9%	15.9%	16.0%
% of FP17s for the same patient ID Re-attending between 3 & 9 months - Children	107	154	69.5%	59.9%	60.4%	58.0%
% of FP17s for the same patient ID Re-attending between 3 & 9 months - Adults	54	102	52.9%	52.2%	52.3%	50.9%
% of FP17s for Band 1 Urgent Courses	12	211	5.7%	10.0%	9.5%	9.1%
% of FP17s Relating to Free Repair or Replacements	0	211	0.0%	0.6%	0.7%	0.8%
% of FP17s Relating to Continuations	0	211	0.0%	1.1%	1.0%	1.1%
% of Patients satisfied with the dentistry they have received	0	0	N/A	93.1%	91.9%	91.7%
% of Patients satisfied with the time they had to wait for an appointment	0	0	N/A	87.9%	88.0%	88.0%

\* This is based on patients treated on this contract for their most recent course of treatment. Figures in italics indicate the base number of FP17s or Patient Questionnaire responses are less than 100. N/A is shown where the base number of responses is less than 10 during the period. % is calculated as Quantity/Base number\*100

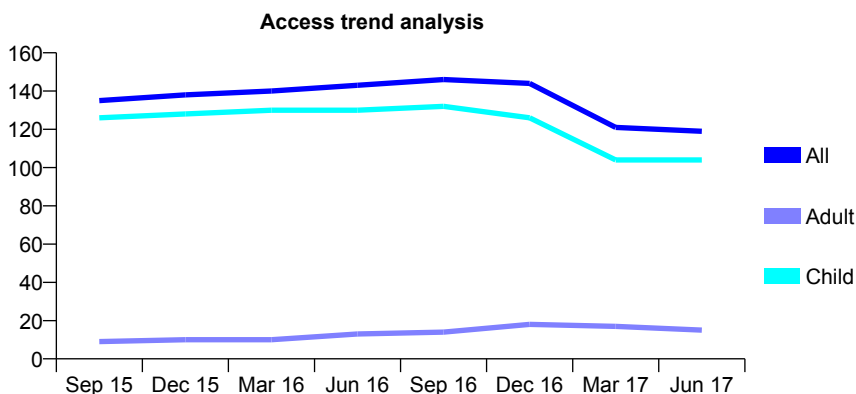
## Q70 - Vital Signs At a Glance Contract Report for 825751/0001 - June 2017

Name or company name	MS BS SHIPLEY
Contract type name	GDS Contract
Purpose of contract	General
Contract start date	01/04/2006
Contract end date	

17/18 Contracted general activity (UDA)	316
Carry forward general activity (UDA)	0
17/18 Contracted orthodontic activity (UOA)	0
Carry forward orthodontic activity (UOA)	0
Baseline contract value	£9,859.67

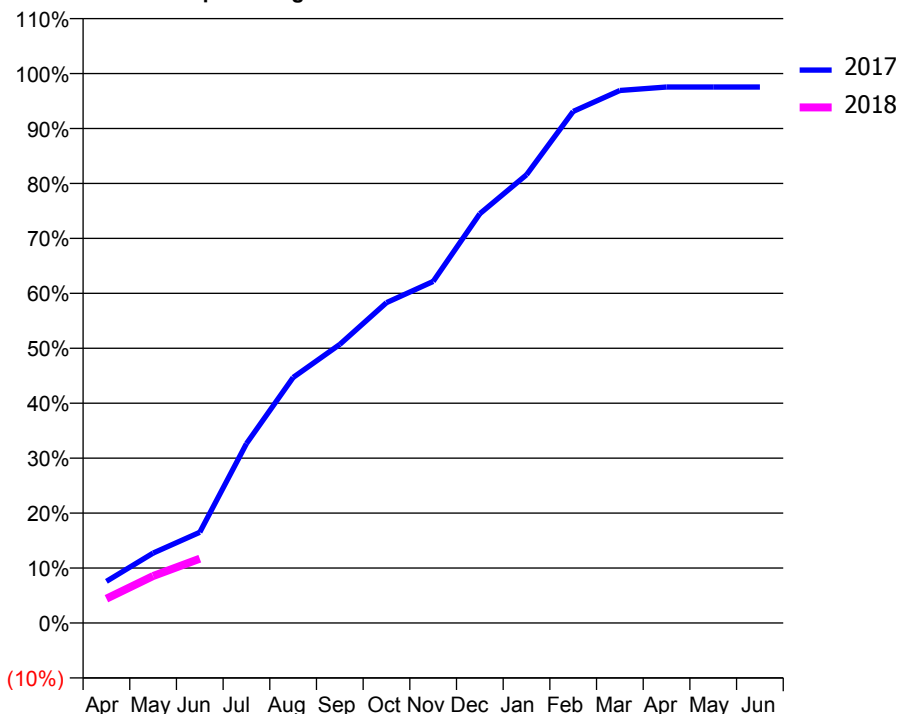
### ACCESS\*

Patients seen in 24 months	Total	Change since previous quarter
Quarter ending June 2016	143	
Quarter ending September 2016	146	↑
Quarter ending December 2016	144	↓
Quarter ending March 2017	121	↓
Quarter ending June 2017	119	↓
<b>Variance since June 2016</b>	<b>(16.8%)</b>	<b>↓</b>



### ACTIVITY

Cumulative percentage of contracted UDA delivered 2017 & 2018



Adjusted Scheduled Activity (UDA)

Month	2017	2018
April	24	14
May	40	27
June	52	37
July	103	
August	141	
September	160	
October	184	
November	196	
December	235	
January	258	
February	294	
March	306	
April	308	
May	308	
June	308	

### QUALITY

	Quantity	Base Number	Contract	AT	Region	England
% of FP17s for the same patient ID Re-attending within 3 months - Children	1	30	3.3%	10.6%	11.6%	12.0%
% of FP17s for the same patient ID Re-attending within 3 months - Adults	0	1	0.0%	14.9%	15.9%	16.0%
% of FP17s for the same patient ID Re-attending between 3 & 9 months - Children	18	30	60.0%	59.9%	60.4%	58.0%
% of FP17s for the same patient ID Re-attending between 3 & 9 months - Adults	1	1	100.0%	52.2%	52.3%	50.9%
% of FP17s for Band 1 Urgent Courses	0	29	0.0%	10.0%	9.5%	9.1%
% of FP17s Relating to Free Repair or Replacements	0	29	0.0%	0.6%	0.7%	0.8%
% of FP17s Relating to Continuations	0	29	0.0%	1.1%	1.0%	1.1%
% of Patients satisfied with the dentistry they have received	0	0	N/A	93.1%	91.9%	91.7%
% of Patients satisfied with the time they had to wait for an appointment	0	0	N/A	87.9%	88.0%	88.0%

\* This is based on patients treated on this contract for their most recent course of treatment. Figures in italics indicate the base number of FP17s or Patient Questionnaire responses are less than 100. N/A is shown where the base number of responses is less than 10 during the period. % is calculated as Quantity/Base number\*100

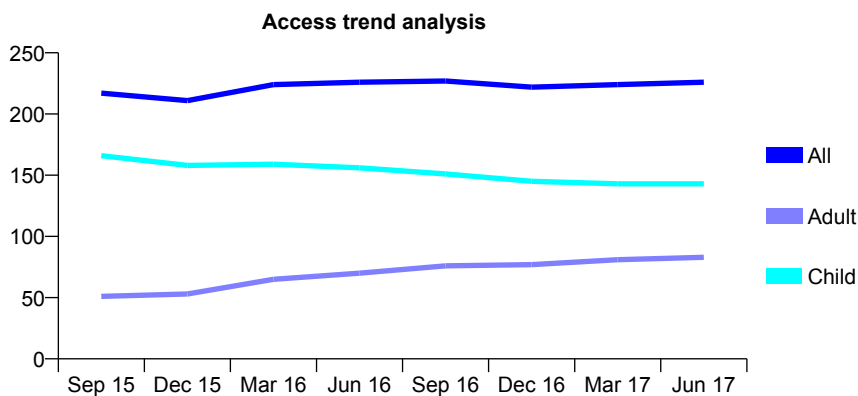
## Q70 - Vital Signs At a Glance Contract Report for 825751/0002 - June 2017

Name or company name	MS BS SHIPLEY
Contract type name	GDS Contract
Purpose of contract	General
Contract start date	01/04/2006
Contract end date	

17/18 Contracted general activity (UDA)	539
Carry forward general activity (UDA)	0
17/18 Contracted orthodontic activity (UOA)	0
Carry forward orthodontic activity (UOA)	0
Baseline contract value	£13,967.40

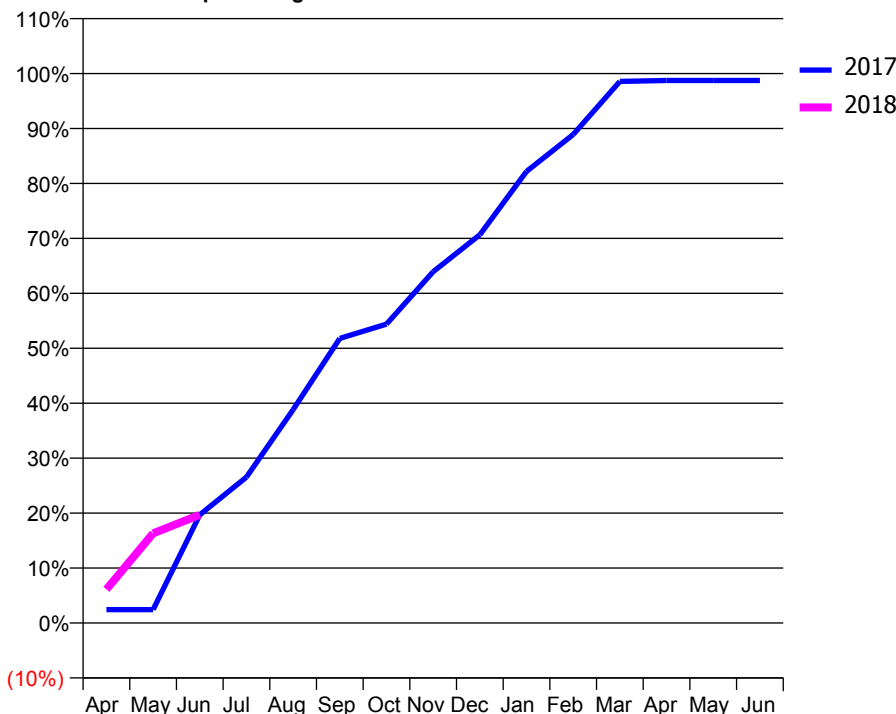
### ACCESS\*

Patients seen in 24 months	Total	Change since previous quarter
Quarter ending June 2016	226	
Quarter ending September 2016	227	→
Quarter ending December 2016	222	↓
Quarter ending March 2017	224	→
Quarter ending June 2017	226	→
<b>Variance since June 2016</b>	<b>0.0%</b>	<b>→</b>



### ACTIVITY

Cumulative percentage of contracted UDA delivered 2017 & 2018



Month	Adjusted Scheduled Activity (UDA)	
	2017	2018
April	13	33
May	13	88
June	106	106
July	143	
August	209	
September	279	
October	293	
November	345	
December	381	
January	443	
February	479	
March	531	
April	532	
May	532	
June	532	

### QUALITY

	Quantity	Base Number	Contract	AT	Region	England
% of FP17s for the same patient ID Re-attending within 3 months - Children	6	52	11.5%	10.6%	11.6%	12.0%
% of FP17s for the same patient ID Re-attending within 3 months - Adults	0	11	0.0%	14.9%	15.9%	16.0%
% of FP17s for the same patient ID Re-attending between 3 & 9 months - Children	36	52	69.2%	59.9%	60.4%	58.0%
% of FP17s for the same patient ID Re-attending between 3 & 9 months - Adults	4	11	36.4%	52.2%	52.3%	50.9%
% of FP17s for Band 1 Urgent Courses	1	62	1.6%	10.0%	9.5%	9.1%
% of FP17s Relating to Free Repair or Replacements	0	62	0.0%	0.6%	0.7%	0.8%
% of FP17s Relating to Continuations	0	62	0.0%	1.1%	1.0%	1.1%
% of Patients satisfied with the dentistry they have received	0	0	N/A	93.1%	91.9%	91.7%
% of Patients satisfied with the time they had to wait for an appointment	0	0	N/A	87.9%	88.0%	88.0%

\* This is based on patients treated on this contract for their most recent course of treatment. Figures in italics indicate the base number of FP17s or Patient Questionnaire responses are less than 100. N/A is shown where the base number of responses is less than 10 during the period. % is calculated as Quantity/Base number\*100

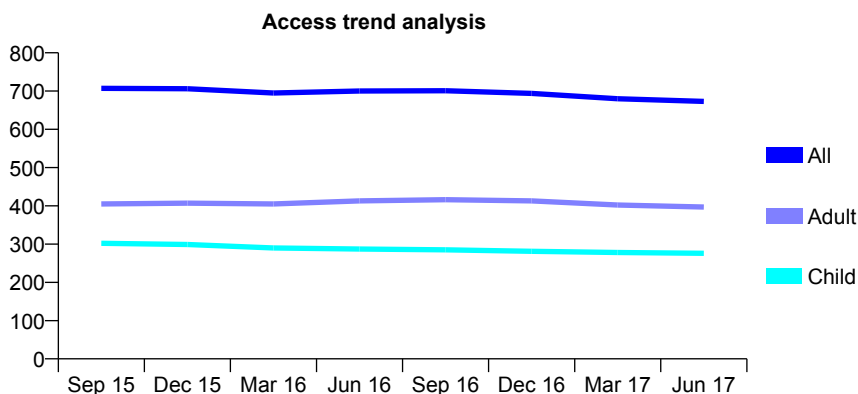
## Q70 - Vital Signs At a Glance Contract Report for 830127/0001 - June 2017

Name or company name	MR HM MORTON
Contract type name	GDS Contract
Purpose of contract	General
Contract start date	01/04/2006
Contract end date	

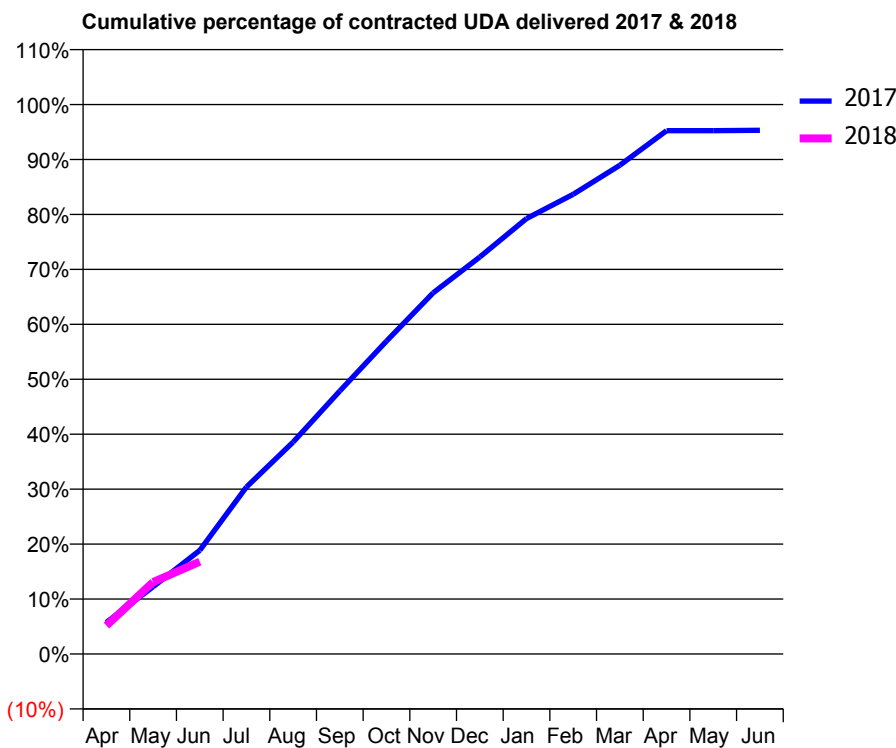
17/18 Contracted general activity (UDA)	1,820
Carry forward general activity (UDA)	0
17/18 Contracted orthodontic activity (UOA)	0
Carry forward orthodontic activity (UOA)	0
Baseline contract value	£51,972.22

### ACCESS\*

Patients seen in 24 months	Total	Change since previous quarter
Quarter ending June 2016	700	
Quarter ending September 2016	701	→
Quarter ending December 2016	694	→
Quarter ending March 2017	680	↓
Quarter ending June 2017	673	↓
<b>Variance since June 2016</b>	<b>(3.9%)</b>	<b>↓</b>



### ACTIVITY



Adjusted Scheduled Activity (UDA)		
Month	2017	2018
April	105	94
May	223	238
June	343	306
July	553	
August	702	
September	871	
October	1,036	
November	1,196	
December	1,315	
January	1,442	
February	1,523	
March	1,619	
April	1,733	
May	1,733	
June	1,734	

### QUALITY

	Quantity	Base Number	Contract	AT	Region	England
% of FP17s for the same patient ID Re-attending within 3 months - Children	5	129	3.9%	10.6%	11.6%	12.0%
% of FP17s for the same patient ID Re-attending within 3 months - Adults	14	109	12.8%	14.9%	15.9%	16.0%
% of FP17s for the same patient ID Re-attending between 3 & 9 months - Children	87	129	67.4%	59.9%	60.4%	58.0%
% of FP17s for the same patient ID Re-attending between 3 & 9 months - Adults	65	109	59.6%	52.2%	52.3%	50.9%
% of FP17s for Band 1 Urgent Courses	15	183	8.2%	10.0%	9.5%	9.1%
% of FP17s Relating to Free Repair or Replacements	2	183	1.1%	0.6%	0.7%	0.8%
% of FP17s Relating to Continuations	1	183	0.5%	1.1%	1.0%	1.1%
% of Patients satisfied with the dentistry they have received	1	1	N/A	93.1%	91.9%	91.7%
% of Patients satisfied with the time they had to wait for an appointment	1	1	N/A	87.9%	88.0%	88.0%

\* This is based on patients treated on this contract for their most recent course of treatment. Figures in italics indicate the base number of FP17s or Patient Questionnaire responses are less than 100. N/A is shown where the base number of responses is less than 10 during the period. % is calculated as Quantity/Base number\*100



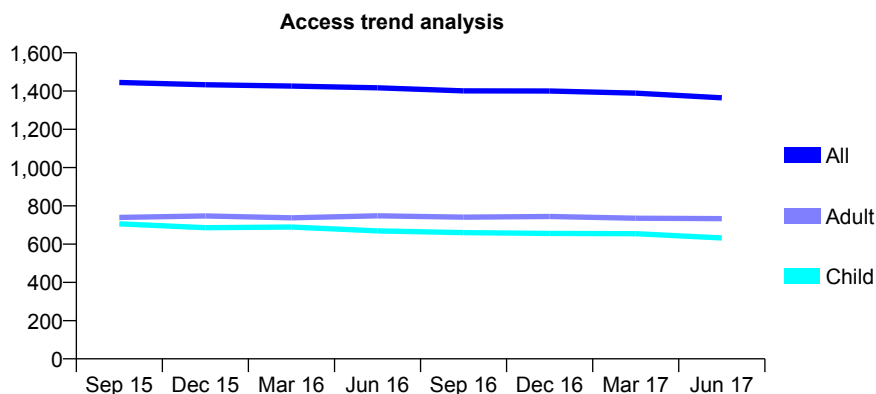
## Q70 - Vital Signs At a Glance Contract Report for 832057/0001 - June 2017

Name or company name	MR JR ROTHMAN
Contract type name	GDS Contract
Purpose of contract	General
Contract start date	01/04/2006
Contract end date	

17/18 Contracted general activity (UDA)	3,852
Carry forward general activity (UDA)	0
17/18 Contracted orthodontic activity (UOA)	0
Carry forward orthodontic activity (UOA)	0
Baseline contract value	£88,241.99

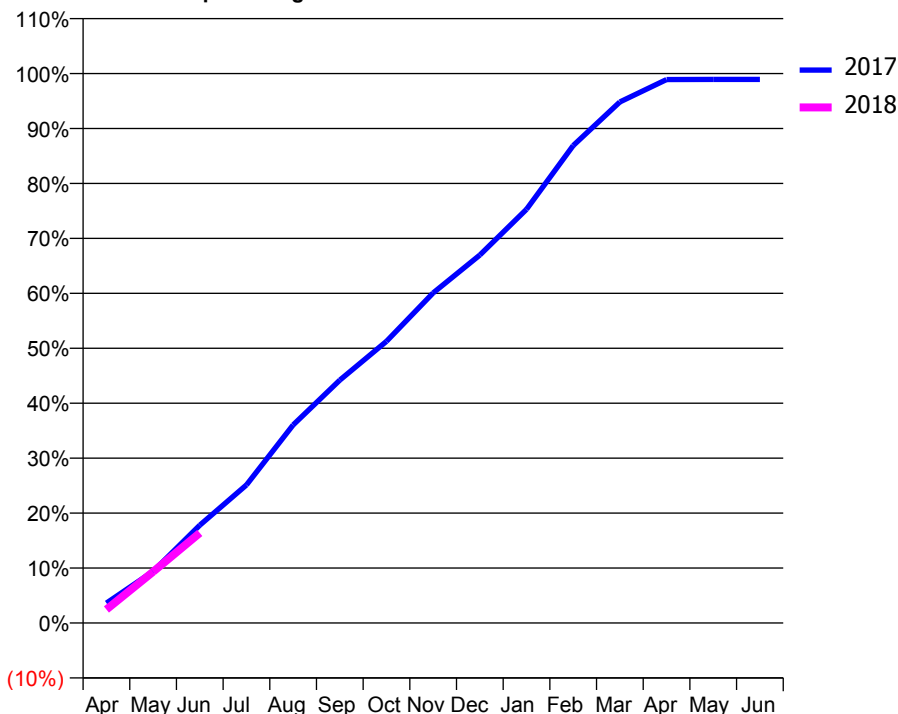
### ACCESS\*

Patients seen in 24 months	Total	Change since previous quarter
Quarter ending June 2016	1,417	
Quarter ending September 2016	1,401	↓
Quarter ending December 2016	1,400	→
Quarter ending March 2017	1,389	→
Quarter ending June 2017	1,365	↓
<b>Variance since June 2016</b>	<b>(3.7%)</b>	<b>↓</b>



### ACTIVITY

Cumulative percentage of contracted UDA delivered 2017 & 2018



Adjusted Scheduled Activity (UDA)

Month	2017	2018
April	140	95
May	362	360
June	686	631
July	968	
August	1,389	
September	1,703	
October	1,975	
November	2,314	
December	2,579	
January	2,900	
February	3,347	
March	3,653	
April	3,809	
May	3,810	
June	3,810	

### QUALITY

	Quantity	Base Number	Contract	AT	Region	England
% of FP17s for the same patient ID Re-attending within 3 months - Children	24	266	9.0%	10.6%	11.6%	12.0%
% of FP17s for the same patient ID Re-attending within 3 months - Adults	26	225	11.6%	14.9%	15.9%	16.0%
% of FP17s for the same patient ID Re-attending between 3 & 9 months - Children	184	266	69.2%	59.9%	60.4%	58.0%
% of FP17s for the same patient ID Re-attending between 3 & 9 months - Adults	162	225	72.0%	52.2%	52.3%	50.9%
% of FP17s for Band 1 Urgent Courses	16	412	3.9%	10.0%	9.5%	9.1%
% of FP17s Relating to Free Repair or Replacements	2	412	0.5%	0.6%	0.7%	0.8%
% of FP17s Relating to Continuations	0	412	0.0%	1.1%	1.0%	1.1%
% of Patients satisfied with the dentistry they have received	2	2	N/A	93.1%	91.9%	91.7%
% of Patients satisfied with the time they had to wait for an appointment	2	2	N/A	87.9%	88.0%	88.0%

\* This is based on patients treated on this contract for their most recent course of treatment. Figures in italics indicate the base number of FP17s or Patient Questionnaire responses are less than 100. N/A is shown where the base number of responses is less than 10 during the period. % is calculated as Quantity/Base number\*100

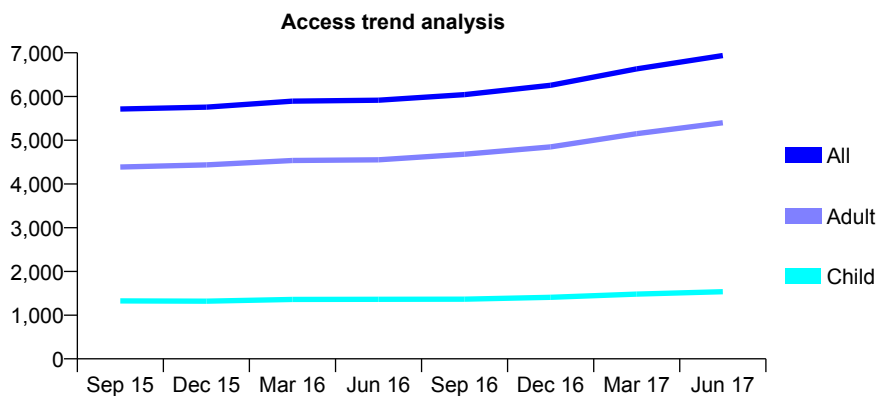
## Q70 - Vital Signs At a Glance Contract Report for 841102/0001 - June 2017

Name or company name	Pro-Dent Dental Partnership
Contract type name	GDS Contract
Purpose of contract	General
Contract start date	01/04/2006
Contract end date	

17/18 Contracted general activity (UDA)	20,757
Carry forward general activity (UDA)	0
17/18 Contracted orthodontic activity (UOA)	0
Carry forward orthodontic activity (UOA)	0
Baseline contract value	£539,166.96

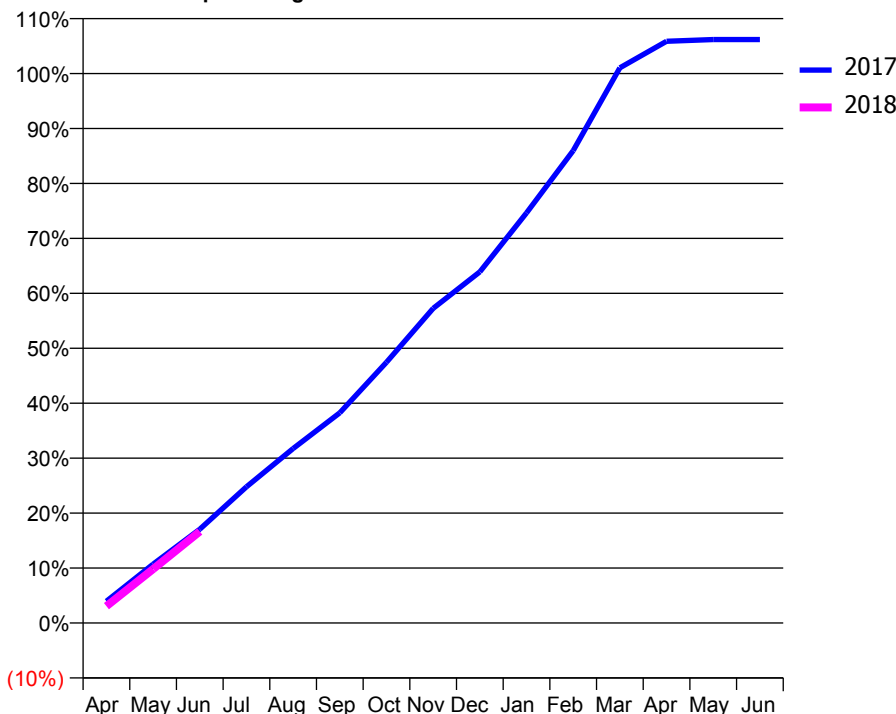
### ACCESS\*

Patients seen in 24 months	Total	Change since previous quarter
Quarter ending June 2016	5,915	
Quarter ending September 2016	6,045	↑
Quarter ending December 2016	6,257	↑
Quarter ending March 2017	6,633	↑
Quarter ending June 2017	6,938	↑
<b>Variance since June 2016</b>	<b>17.3%</b>	<b>↑</b>



### ACTIVITY

Cumulative percentage of contracted UDA delivered 2017 & 2018



Adjusted Scheduled Activity (UDA)

Month	2017	2018
April	822	636
May	2,226	2,035
June	3,542	3,457
July	5,145	
August	6,589	
September	7,943	
October	9,849	
November	11,885	
December	13,267	
January	15,493	
February	17,843	
March	20,971	
April	21,975	
May	22,040	
June	22,040	

### QUALITY

	Quantity	Base Number	Contract	AT	Region	England
% of FP17s for the same patient ID Re-attending within 3 months - Children	32	433	7.4%	10.6%	11.6%	12.0%
% of FP17s for the same patient ID Re-attending within 3 months - Adults	109	1,331	8.2%	14.9%	15.9%	16.0%
% of FP17s for the same patient ID Re-attending between 3 & 9 months - Children	226	433	52.2%	59.9%	60.4%	58.0%
% of FP17s for the same patient ID Re-attending between 3 & 9 months - Adults	627	1,331	47.1%	52.2%	52.3%	50.9%
% of FP17s for Band 1 Urgent Courses	171	1,375	12.4%	10.0%	9.5%	9.1%
% of FP17s Relating to Free Repair or Replacements	4	1,375	0.3%	0.6%	0.7%	0.8%
% of FP17s Relating to Continuations	10	1,375	0.7%	1.1%	1.0%	1.1%
% of Patients satisfied with the dentistry they have received	18	18	100.0%	93.1%	91.9%	91.7%
% of Patients satisfied with the time they had to wait for an appointment	18	18	100.0%	87.9%	88.0%	88.0%

\* This is based on patients treated on this contract for their most recent course of treatment. Figures in italics indicate the base number of FP17s or Patient Questionnaire responses are less than 100. N/A is shown where the base number of responses is less than 10 during the period. % is calculated as Quantity/Base number\*100

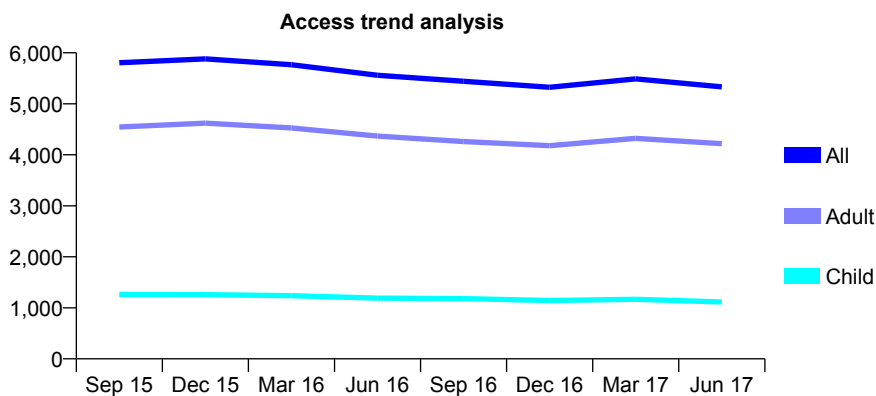
## Q70 - Vital Signs At a Glance Contract Report for 841692/0001 - June 2017

Name or company name	Perfect Smile Cosham Partnership
Contract type name	GDS Contract
Purpose of contract	General
Contract start date	01/04/2006
Contract end date	

17/18 Contracted general activity (UDA)	15,739
Carry forward general activity (UDA)	0
17/18 Contracted orthodontic activity (UOA)	0
Carry forward orthodontic activity (UOA)	0
Baseline contract value	£402,437.30

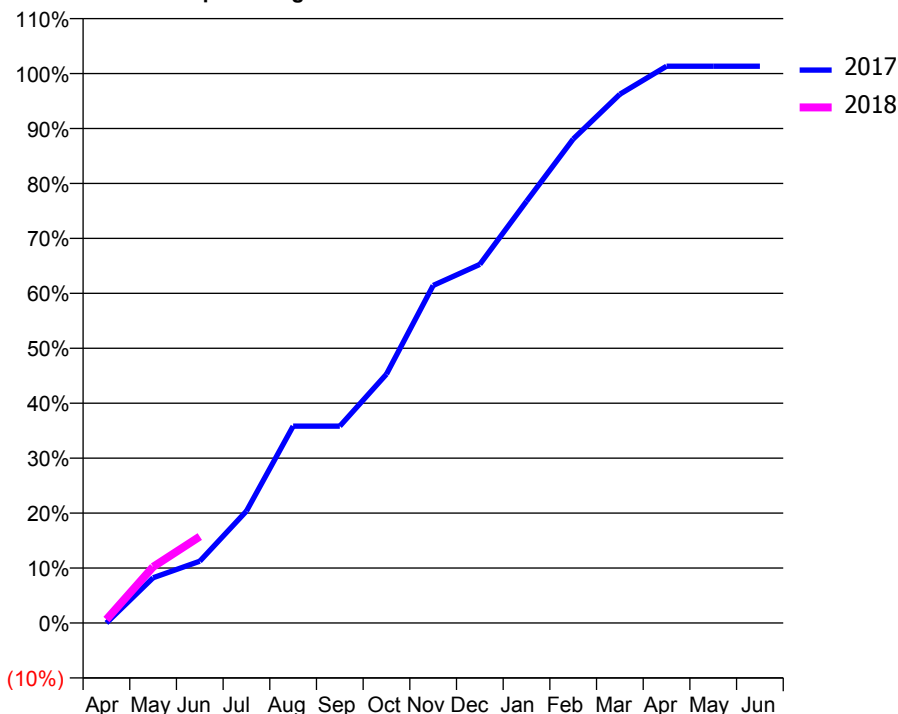
### ACCESS\*

Patients seen in 24 months	Total	Change since previous quarter
Quarter ending June 2016	5,560	
Quarter ending September 2016	5,441	↓
Quarter ending December 2016	5,324	↓
Quarter ending March 2017	5,489	↑
Quarter ending June 2017	5,331	↓
<b>Variance since June 2016</b>	<b>(4.1%)</b>	<b>↓</b>



### ACTIVITY

Cumulative percentage of contracted UDA delivered 2017 & 2018



Month	Adjusted Scheduled Activity (UDA)	
	2017	2018
April	0	100
May	1,295	1,609
June	1,771	2,475
July	3,207	
August	5,640	
September	5,640	
October	7,127	
November	9,670	
December	10,272	
January	12,079	
February	13,864	
March	15,145	
April	15,949	
May	15,948	
June	15,948	

### QUALITY

	Quantity	Base Number	Contract	AT	Region	England
% of FP17s for the same patient ID Re-attending within 3 months - Children	18	239	7.5%	10.6%	11.6%	12.0%
% of FP17s for the same patient ID Re-attending within 3 months - Adults	181	1,265	14.3%	14.9%	15.9%	16.0%
% of FP17s for the same patient ID Re-attending between 3 & 9 months - Children	144	239	60.3%	59.9%	60.4%	58.0%
% of FP17s for the same patient ID Re-attending between 3 & 9 months - Adults	746	1,265	59.0%	52.2%	52.3%	50.9%
% of FP17s for Band 1 Urgent Courses	21	1,116	1.9%	10.0%	9.5%	9.1%
% of FP17s Relating to Free Repair or Replacements	0	1,116	0.0%	0.6%	0.7%	0.8%
% of FP17s Relating to Continuations	35	1,116	3.1%	1.1%	1.0%	1.1%
% of Patients satisfied with the dentistry they have received	6	8	N/A	93.1%	91.9%	91.7%
% of Patients satisfied with the time they had to wait for an appointment	7	8	N/A	87.9%	88.0%	88.0%

\* This is based on patients treated on this contract for their most recent course of treatment. Figures in italics indicate the base number of FP17s or Patient Questionnaire responses are less than 100. N/A is shown where the base number of responses is less than 10 during the period. % is calculated as Quantity/Base number\*100

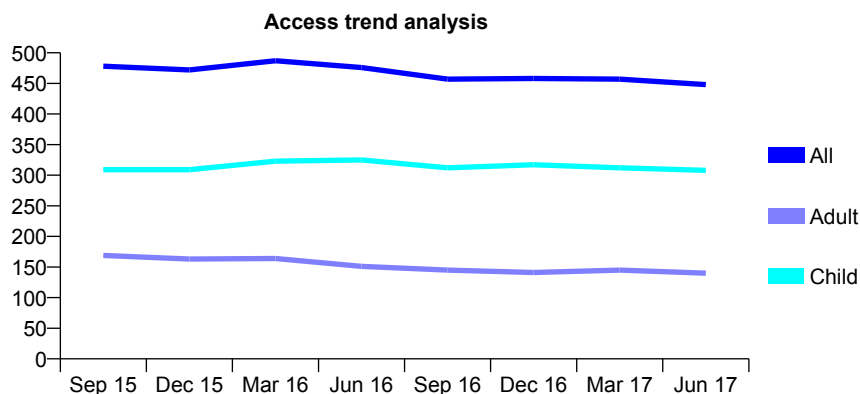
## Q70 - Vital Signs At a Glance Contract Report for 842052/0001 - June 2017

Name or company name	MR RD HALDERTHAY
Contract type name	GDS Contract
Purpose of contract	General
Contract start date	01/04/2006
Contract end date	

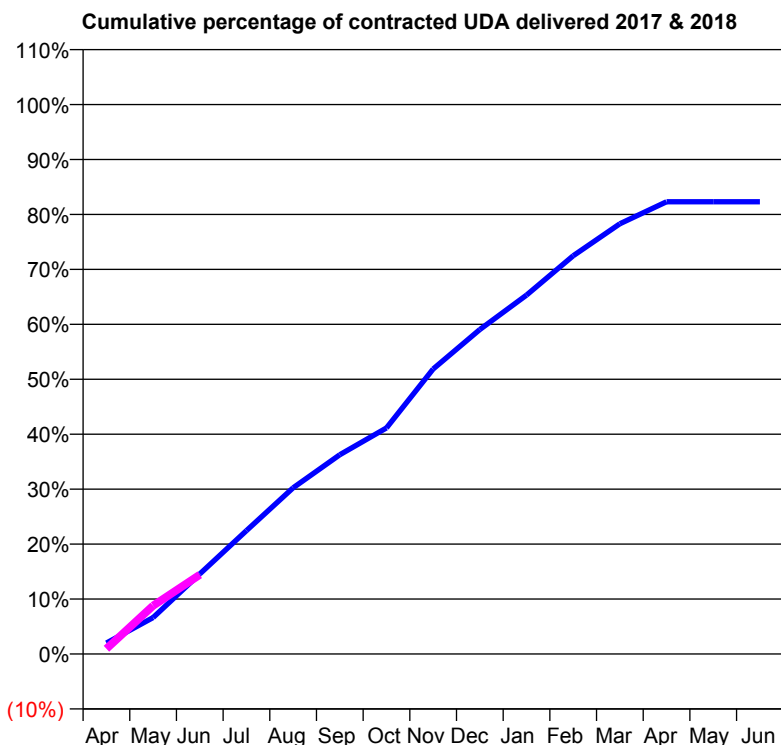
17/18 Contracted general activity (UDA)	1,150
Carry forward general activity (UDA)	0
17/18 Contracted orthodontic activity (UOA)	0
Carry forward orthodontic activity (UOA)	0
Baseline contract value	£26,501.75

### ACCESS\*

Patients seen in 24 months	Total	Change since previous quarter
Quarter ending June 2016	476	
Quarter ending September 2016	457	↓
Quarter ending December 2016	458	→
Quarter ending March 2017	457	→
Quarter ending June 2017	448	↓
<b>Variance since June 2016</b>	<b>(5.9%)</b>	<b>↓</b>



### ACTIVITY



Adjusted Scheduled Activity (UDA)		
Month	2017	2018
April	23	11
May	76	101
June	168	166
July	258	
August	348	
September	417	
October	473	
November	596	
December	679	
January	751	
February	833	
March	900	
April	947	
May	947	
June	947	

### QUALITY

	Quantity	Base Number	Contract	AT	Region	England
% of FP17s for the same patient ID Re-attending within 3 months - Children	7	112	6.3%	10.6%	11.6%	12.0%
% of FP17s for the same patient ID Re-attending within 3 months - Adults	5	47	10.6%	14.9%	15.9%	16.0%
% of FP17s for the same patient ID Re-attending between 3 & 9 months - Children	83	112	74.1%	59.9%	60.4%	58.0%
% of FP17s for the same patient ID Re-attending between 3 & 9 months - Adults	34	47	72.3%	52.2%	52.3%	50.9%
% of FP17s for Band 1 Urgent Courses	4	130	3.1%	10.0%	9.5%	9.1%
% of FP17s Relating to Free Repair or Replacements	0	130	0.0%	0.6%	0.7%	0.8%
% of FP17s Relating to Continuations	4	130	3.1%	1.1%	1.0%	1.1%
% of Patients satisfied with the dentistry they have received	0	0	N/A	93.1%	91.9%	91.7%
% of Patients satisfied with the time they had to wait for an appointment	0	0	N/A	87.9%	88.0%	88.0%

\* This is based on patients treated on this contract for their most recent course of treatment. Figures in italics indicate the base number of FP17s or Patient Questionnaire responses are less than 100. N/A is shown where the base number of responses is less than 10 during the period. % is calculated as Quantity/Base number\*100

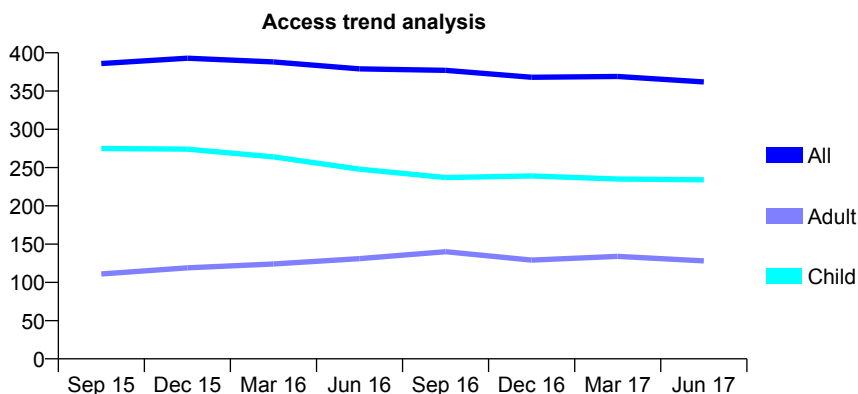
## Q70 - Vital Signs At a Glance Contract Report for 844535/0001 - June 2017

Name or company name	MR M FARSHCHI
Contract type name	GDS Contract
Purpose of contract	General
Contract start date	01/04/2006
Contract end date	

17/18 Contracted general activity (UDA)	750
Carry forward general activity (UDA)	0
17/18 Contracted orthodontic activity (UOA)	0
Carry forward orthodontic activity (UOA)	0
Baseline contract value	£19,929.82

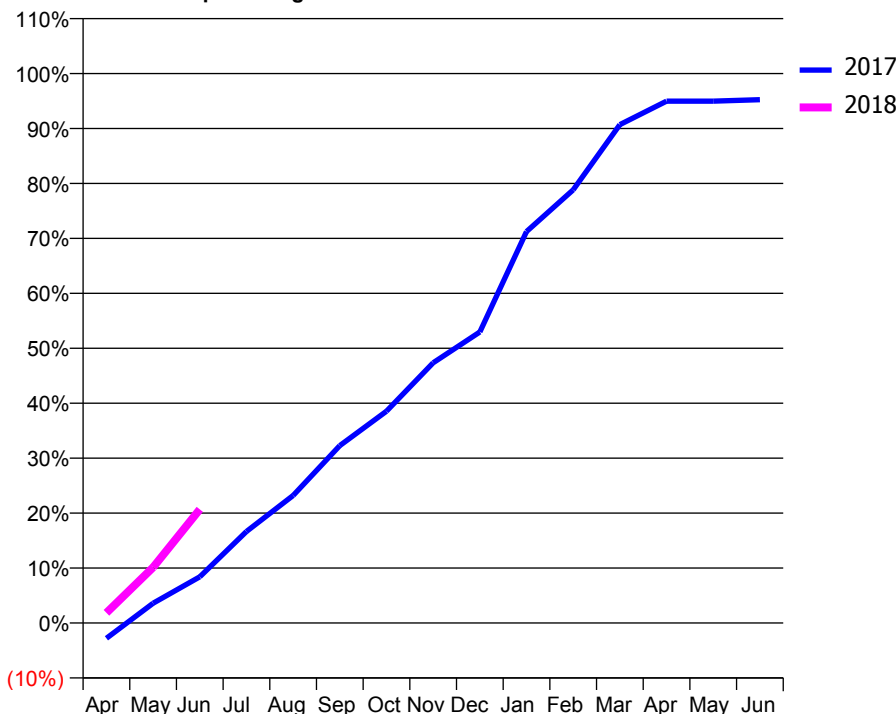
### ACCESS\*

Patients seen in 24 months	Total	Change since previous quarter
Quarter ending June 2016	379	
Quarter ending September 2016	377	→
Quarter ending December 2016	368	↓
Quarter ending March 2017	369	→
Quarter ending June 2017	362	↓
<b>Variance since June 2016</b>	<b>(4.5%)</b>	<b>↓</b>



### ACTIVITY

Cumulative percentage of contracted UDA delivered 2017 & 2018



Adjusted Scheduled Activity (UDA)

Month	2017	2018
April	-21	14
May	27	76
June	63	155
July	125	
August	174	
September	242	
October	289	
November	355	
December	397	
January	534	
February	591	
March	680	
April	712	
May	712	
June	714	

### QUALITY

	Quantity	Base Number	Contract	AT	Region	England
% of FP17s for the same patient ID Re-attending within 3 months - Children	5	85	5.9%	10.6%	11.6%	12.0%
% of FP17s for the same patient ID Re-attending within 3 months - Adults	3	35	8.6%	14.9%	15.9%	16.0%
% of FP17s for the same patient ID Re-attending between 3 & 9 months - Children	60	85	70.6%	59.9%	60.4%	58.0%
% of FP17s for the same patient ID Re-attending between 3 & 9 months - Adults	23	35	65.7%	52.2%	52.3%	50.9%
% of FP17s for Band 1 Urgent Courses	1	99	1.0%	10.0%	9.5%	9.1%
% of FP17s Relating to Free Repair or Replacements	0	99	0.0%	0.6%	0.7%	0.8%
% of FP17s Relating to Continuations	3	99	3.0%	1.1%	1.0%	1.1%
% of Patients satisfied with the dentistry they have received	0	0	N/A	93.1%	91.9%	91.7%
% of Patients satisfied with the time they had to wait for an appointment	0	0	N/A	87.9%	88.0%	88.0%

\* This is based on patients treated on this contract for their most recent course of treatment. Figures in italics indicate the base number of FP17s or Patient Questionnaire responses are less than 100. N/A is shown where the base number of responses is less than 10 during the period. % is calculated as Quantity/Base number\*100

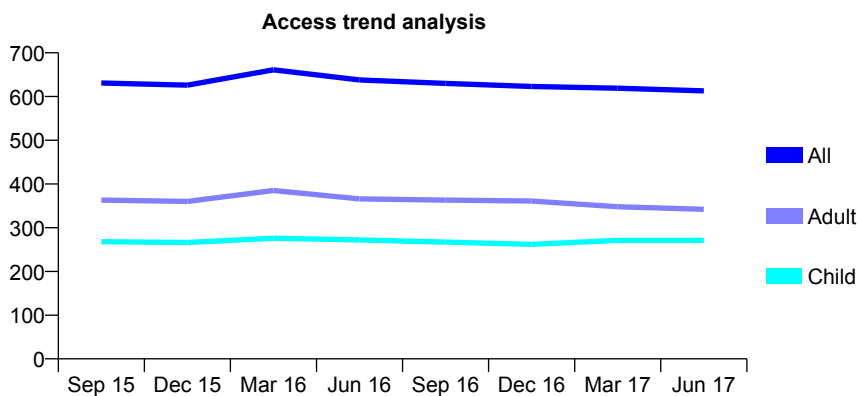
## Q70 - Vital Signs At a Glance Contract Report for 847976/0001 - June 2017

Name or company name	MS P SAMADZADEH-YAGHINI
Contract type name	GDS Contract
Purpose of contract	General
Contract start date	01/04/2006
Contract end date	

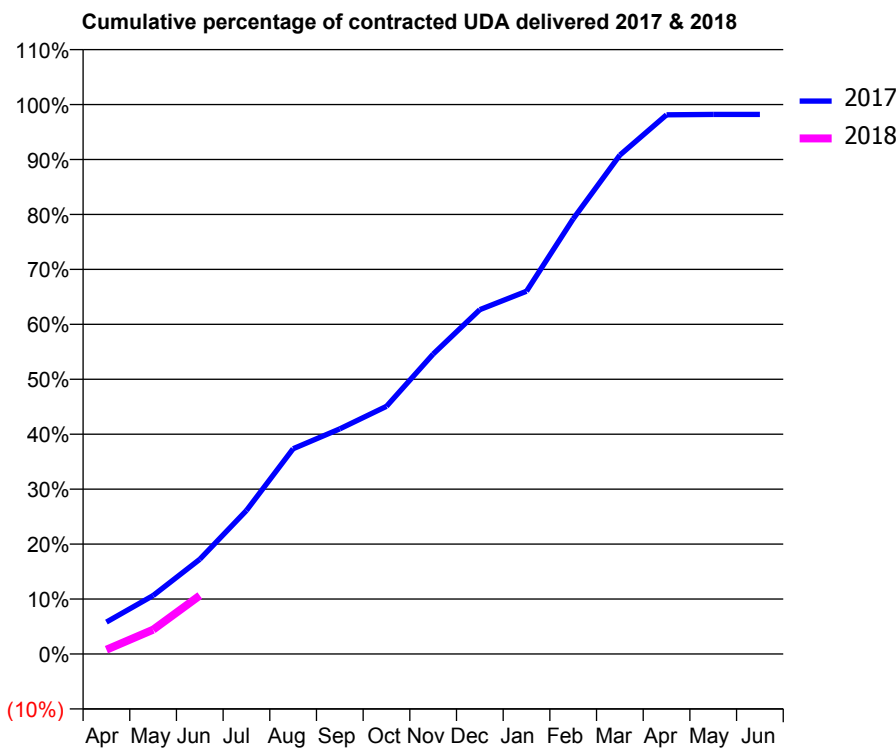
17/18 Contracted general activity (UDA)	2,492
Carry forward general activity (UDA)	0
17/18 Contracted orthodontic activity (UOA)	0
Carry forward orthodontic activity (UOA)	0
Baseline contract value	£55,449.09

### ACCESS\*

Patients seen in 24 months	Total	Change since previous quarter
Quarter ending June 2016	638	
Quarter ending September 2016	630	↓
Quarter ending December 2016	623	↓
Quarter ending March 2017	619	→
Quarter ending June 2017	613	→
<b>Variance since June 2016</b>	<b>(3.9%)</b>	<b>↓</b>



### ACTIVITY



Adjusted Scheduled Activity (UDA)		
Month	2017	2018
April	145	20
May	265	110
June	430	265
July	651	
August	931	
September	1,021	
October	1,123	
November	1,361	
December	1,562	
January	1,645	
February	1,974	
March	2,262	
April	2,445	
May	2,447	
June	2,447	

### QUALITY

	Quantity	Base Number	Contract	AT	Region	England
% of FP17s for the same patient ID Re-attending within 3 months - Children	22	87	25.3%	10.6%	11.6%	12.0%
% of FP17s for the same patient ID Re-attending within 3 months - Adults	17	96	17.7%	14.9%	15.9%	16.0%
% of FP17s for the same patient ID Re-attending between 3 & 9 months - Children	45	87	51.7%	59.9%	60.4%	58.0%
% of FP17s for the same patient ID Re-attending between 3 & 9 months - Adults	64	96	66.7%	52.2%	52.3%	50.9%
% of FP17s for Band 1 Urgent Courses	15	133	11.3%	10.0%	9.5%	9.1%
% of FP17s Relating to Free Repair or Replacements	0	133	0.0%	0.6%	0.7%	0.8%
% of FP17s Relating to Continuations	0	133	0.0%	1.1%	1.0%	1.1%
% of Patients satisfied with the dentistry they have received	0	0	N/A	93.1%	91.9%	91.7%
% of Patients satisfied with the time they had to wait for an appointment	0	0	N/A	87.9%	88.0%	88.0%

\* This is based on patients treated on this contract for their most recent course of treatment. Figures in italics indicate the base number of FP17s or Patient Questionnaire responses are less than 100. N/A is shown where the base number of responses is less than 10 during the period. % is calculated as Quantity/Base number\*100

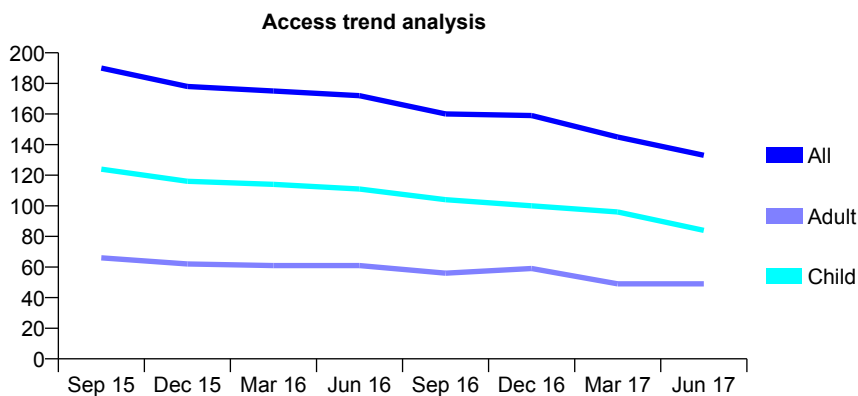
## Q70 - Vital Signs At a Glance Contract Report for 856843/0001 - June 2017

Name or company name	MISS RK HARTOG
Contract type name	GDS Contract
Purpose of contract	General
Contract start date	01/04/2006
Contract end date	30/04/2017

17/18 Contracted general activity (UDA)	33
Carry forward general activity (UDA)	0
17/18 Contracted orthodontic activity (UOA)	0
Carry forward orthodontic activity (UOA)	0
Baseline contract value	£839.02

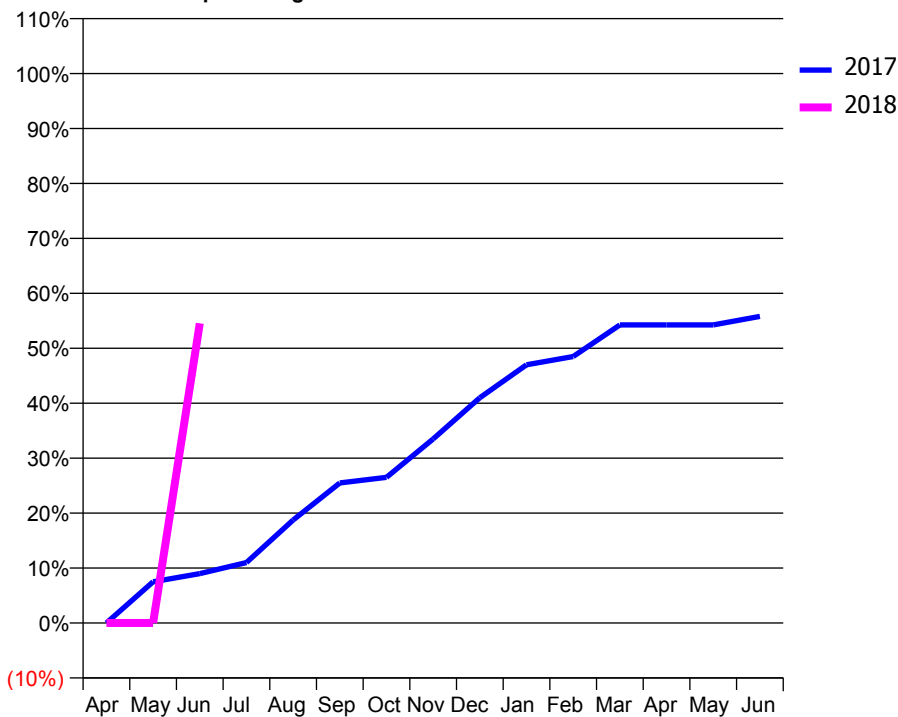
### ACCESS\*

Patients seen in 24 months	Total	Change since previous quarter
Quarter ending June 2016	172	
Quarter ending September 2016	160	↓
Quarter ending December 2016	159	→
Quarter ending March 2017	145	↓
Quarter ending June 2017	133	↓
<b>Variance since June 2016</b>	<b>(22.7%)</b>	<b>↓</b>



### ACTIVITY

Cumulative percentage of contracted UDA delivered 2017 & 2018



Adjusted Scheduled Activity (UDA)

Month	2017	2018
April	0	0
May	30	0
June	36	18
July	44	
August	75	
September	102	
October	106	
November	134	
December	164	
January	188	
February	194	
March	217	
April	217	
May	217	
June	223	

### QUALITY

	Quantity	Base Number	Contract	AT	Region	England
% of FP17s for the same patient ID Re-attending within 3 months - Children	1	17	5.9%	10.6%	11.6%	12.0%
% of FP17s for the same patient ID Re-attending within 3 months - Adults	0	4	0.0%	14.9%	15.9%	16.0%
% of FP17s for the same patient ID Re-attending between 3 & 9 months - Children	11	17	64.7%	59.9%	60.4%	58.0%
% of FP17s for the same patient ID Re-attending between 3 & 9 months - Adults	3	4	75.0%	52.2%	52.3%	50.9%
% of FP17s for Band 1 Urgent Courses	0	16	0.0%	10.0%	9.5%	9.1%
% of FP17s Relating to Free Repair or Replacements	0	16	0.0%	0.6%	0.7%	0.8%
% of FP17s Relating to Continuations	0	16	0.0%	1.1%	1.0%	1.1%
% of Patients satisfied with the dentistry they have received	0	0	N/A	93.1%	91.9%	91.7%
% of Patients satisfied with the time they had to wait for an appointment	0	0	N/A	87.9%	88.0%	88.0%

\* This is based on patients treated on this contract for their most recent course of treatment. Figures in italics indicate the base number of FP17s or Patient Questionnaire responses are less than 100. N/A is shown where the base number of responses is less than 10 during the period. % is calculated as Quantity/Base number\*100

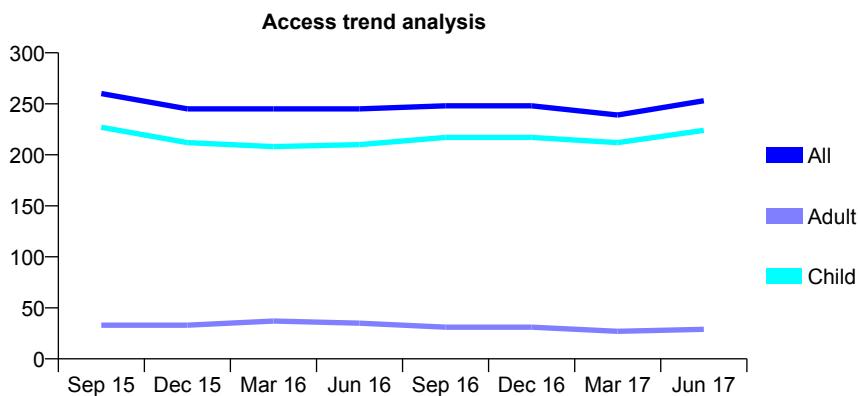
## Q70 - Vital Signs At a Glance Contract Report for 861782/0001 - June 2017

Name or company name	MR AJ SMALES
Contract type name	GDS Contract
Purpose of contract	General
Contract start date	01/08/2008
Contract end date	

17/18 Contracted general activity (UDA)	691
Carry forward general activity (UDA)	0
17/18 Contracted orthodontic activity (UOA)	0
Carry forward orthodontic activity (UOA)	0
Baseline contract value	£19,566.46

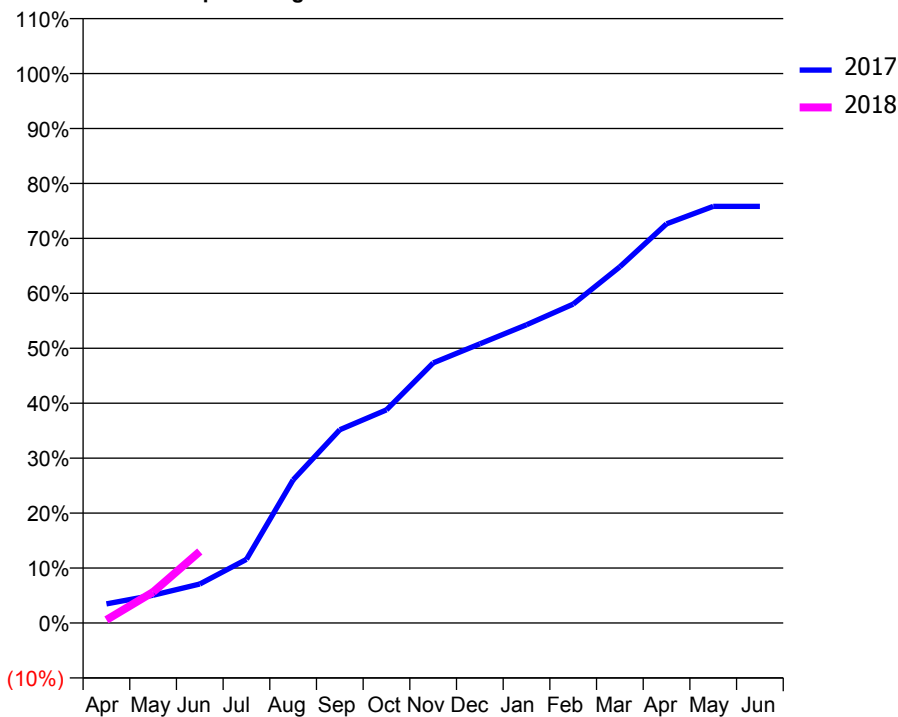
### ACCESS\*

Patients seen in 24 months	Total	Change since previous quarter
Quarter ending June 2016	245	
Quarter ending September 2016	248	→
Quarter ending December 2016	248	→
Quarter ending March 2017	239	↓
Quarter ending June 2017	253	↑
<b>Variance since June 2016</b>	<b>3.3%</b>	<b>↑</b>



### ACTIVITY

Cumulative percentage of contracted UDA delivered 2017 & 2018



Adjusted Scheduled Activity (UDA)

Month	2017	2018
April	24	4
May	35	39
June	49	90
July	80	
August	180	
September	243	
October	268	
November	327	
December	351	
January	375	
February	401	
March	448	
April	502	
May	524	
June	524	

### QUALITY

	Quantity	Base Number	Contract	AT	Region	England
% of FP17s for the same patient ID Re-attending within 3 months - Children	6	76	7.9%	10.6%	11.6%	12.0%
% of FP17s for the same patient ID Re-attending within 3 months - Adults	0	6	0.0%	14.9%	15.9%	16.0%
% of FP17s for the same patient ID Re-attending between 3 & 9 months - Children	23	76	30.3%	59.9%	60.4%	58.0%
% of FP17s for the same patient ID Re-attending between 3 & 9 months - Adults	3	6	50.0%	52.2%	52.3%	50.9%
% of FP17s for Band 1 Urgent Courses	0	44	0.0%	10.0%	9.5%	9.1%
% of FP17s Relating to Free Repair or Replacements	0	44	0.0%	0.6%	0.7%	0.8%
% of FP17s Relating to Continuations	1	44	2.3%	1.1%	1.0%	1.1%
% of Patients satisfied with the dentistry they have received	0	0	N/A	93.1%	91.9%	91.7%
% of Patients satisfied with the time they had to wait for an appointment	0	0	N/A	87.9%	88.0%	88.0%

\* This is based on patients treated on this contract for their most recent course of treatment. Figures in italics indicate the base number of FP17s or Patient Questionnaire responses are less than 100. N/A is shown where the base number of responses is less than 10 during the period. % is calculated as Quantity/Base number\*100



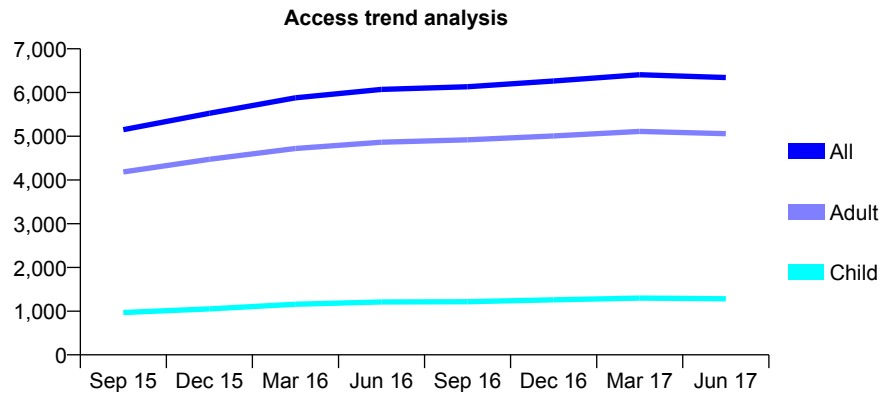
## Q70 - Vital Signs At a Glance Contract Report for 864692/0002 - June 2017

Name or company name	WIGHT DENTAL CARE LIMITED
Contract type name	GDS Contract
Purpose of contract	General
Contract start date	01/04/2014
Contract end date	

17/18 Contracted general activity (UDA)	22,044
Carry forward general activity (UDA)	0
17/18 Contracted orthodontic activity (UOA)	0
Carry forward orthodontic activity (UOA)	0
Baseline contract value	£505,300.50

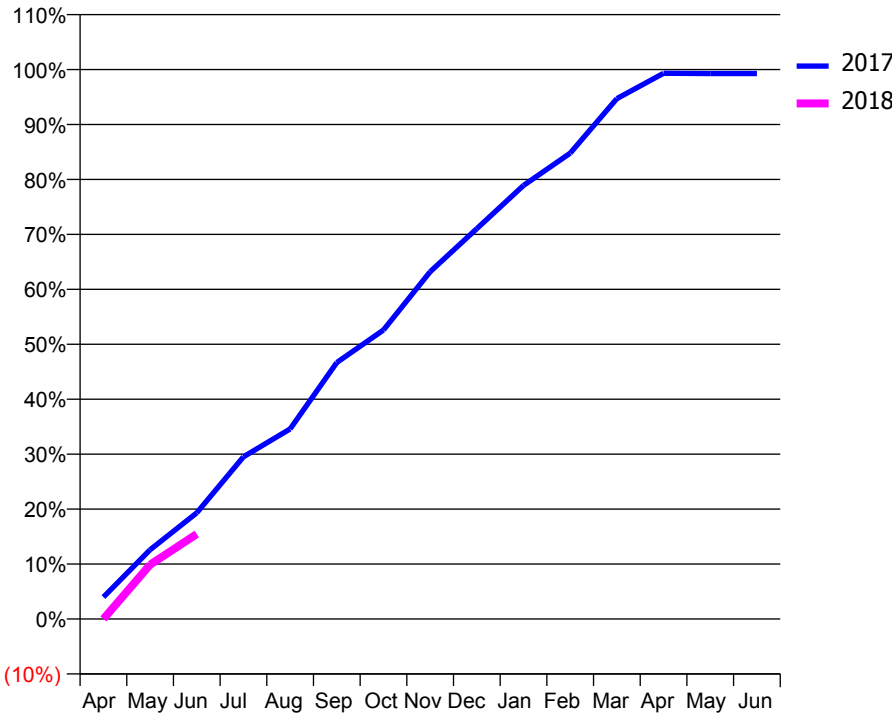
### ACCESS\*

Patients seen in 24 months	Total	Change since previous quarter
Quarter ending June 2016	6,072	
Quarter ending September 2016	6,132	→
Quarter ending December 2016	6,264	↑
Quarter ending March 2017	6,408	↑
Quarter ending June 2017	6,344	→
<b>Variance since June 2016</b>	<b>4.5%</b>	<b>↑</b>



### ACTIVITY

Cumulative percentage of contracted UDA delivered 2017 & 2018



Month	Adjusted Scheduled Activity (UDA)	
	2017	2018
April	878	0
May	2,782	2,181
June	4,259	3,411
July	6,506	
August	7,627	
September	10,289	
October	11,595	
November	13,934	
December	15,660	
January	17,393	
February	18,688	
March	20,876	
April	21,893	
May	21,883	
June	21,883	

### QUALITY

	Quantity	Base Number	Contract	AT	Region	England
% of FP17s for the same patient ID Re-attending within 3 months - Children	14	340	4.1%	10.6%	11.6%	12.0%
% of FP17s for the same patient ID Re-attending within 3 months - Adults	134	1,323	10.1%	14.9%	15.9%	16.0%
% of FP17s for the same patient ID Re-attending between 3 & 9 months - Children	221	340	65.0%	59.9%	60.4%	58.0%
% of FP17s for the same patient ID Re-attending between 3 & 9 months - Adults	778	1,323	58.8%	52.2%	52.3%	50.9%
% of FP17s for Band 1 Urgent Courses	99	1,336	7.4%	10.0%	9.5%	9.1%
% of FP17s Relating to Free Repair or Replacements	6	1,336	0.4%	0.6%	0.7%	0.8%
% of FP17s Relating to Continuations	10	1,336	0.7%	1.1%	1.0%	1.1%
% of Patients satisfied with the dentistry they have received	4	4	N/A	93.1%	91.9%	91.7%
% of Patients satisfied with the time they had to wait for an appointment	4	4	N/A	87.9%	88.0%	88.0%

\* This is based on patients treated on this contract for their most recent course of treatment. Figures in italics indicate the base number of FP17s or Patient Questionnaire responses are less than 100. N/A is shown where the base number of responses is less than 10 during the period. % is calculated as Quantity/Base number\*100

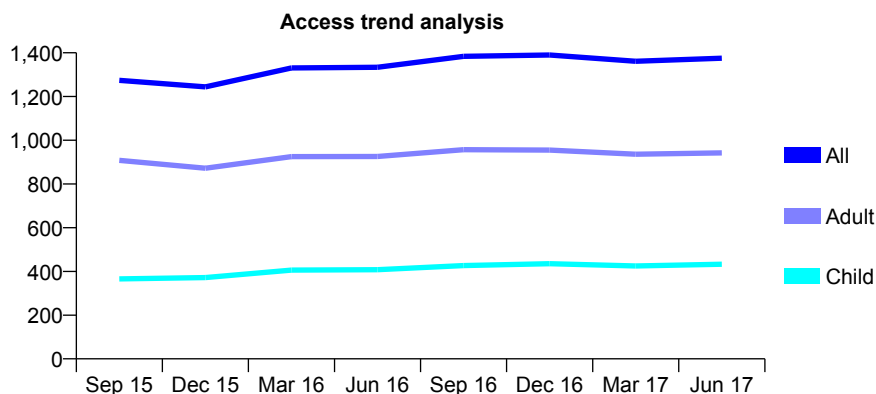
## Q70 - Vital Signs At a Glance Contract Report for 875104/0001 - June 2017

Name or company name	MRS RM REDKA
Contract type name	GDS Contract
Purpose of contract	General
Contract start date	15/06/2008
Contract end date	

17/18 Contracted general activity (UDA)	6,000
Carry forward general activity (UDA)	0
17/18 Contracted orthodontic activity (UOA)	0
Carry forward orthodontic activity (UOA)	0
Baseline contract value	£135,395.26

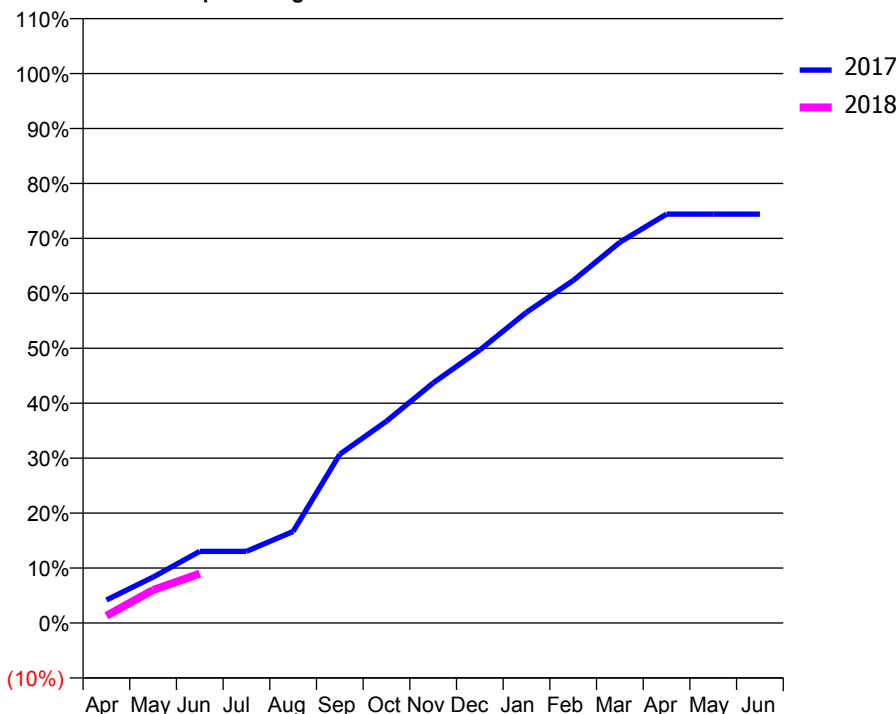
### ACCESS\*

Patients seen in 24 months	Total	Change since previous quarter
Quarter ending June 2016	1,334	
Quarter ending September 2016	1,384	↑
Quarter ending December 2016	1,390	→
Quarter ending March 2017	1,361	↓
Quarter ending June 2017	1,375	→
<b>Variance since June 2016</b>	<b>3.1%</b>	<b>↑</b>



### ACTIVITY

Cumulative percentage of contracted UDA delivered 2017 & 2018



Month	Adjusted Scheduled Activity (UDA)	
	2017	2018
April	314	79
May	627	360
June	978	539
July	978	
August	1,250	
September	2,304	
October	2,755	
November	3,277	
December	3,727	
January	4,242	
February	4,674	
March	5,198	
April	5,580	
May	5,580	
June	5,580	

### QUALITY

	Quantity	Base Number	Contract	AT	Region	England
% of FP17s for the same patient ID Re-attending within 3 months - Children	13	134	9.7%	10.6%	11.6%	12.0%
% of FP17s for the same patient ID Re-attending within 3 months - Adults	35	239	14.6%	14.9%	15.9%	16.0%
% of FP17s for the same patient ID Re-attending between 3 & 9 months - Children	79	134	59.0%	59.9%	60.4%	58.0%
% of FP17s for the same patient ID Re-attending between 3 & 9 months - Adults	149	239	62.3%	52.2%	52.3%	50.9%
% of FP17s for Band 1 Urgent Courses	40	276	14.5%	10.0%	9.5%	9.1%
% of FP17s Relating to Free Repair or Replacements	0	276	0.0%	0.6%	0.7%	0.8%
% of FP17s Relating to Continuations	0	276	0.0%	1.1%	1.0%	1.1%
% of Patients satisfied with the dentistry they have received	1	2	N/A	93.1%	91.9%	91.7%
% of Patients satisfied with the time they had to wait for an appointment	1	2	N/A	87.9%	88.0%	88.0%

\* This is based on patients treated on this contract for their most recent course of treatment. Figures in italics indicate the base number of FP17s or Patient Questionnaire responses are less than 100. N/A is shown where the base number of responses is less than 10 during the period. % is calculated as Quantity/Base number\*100

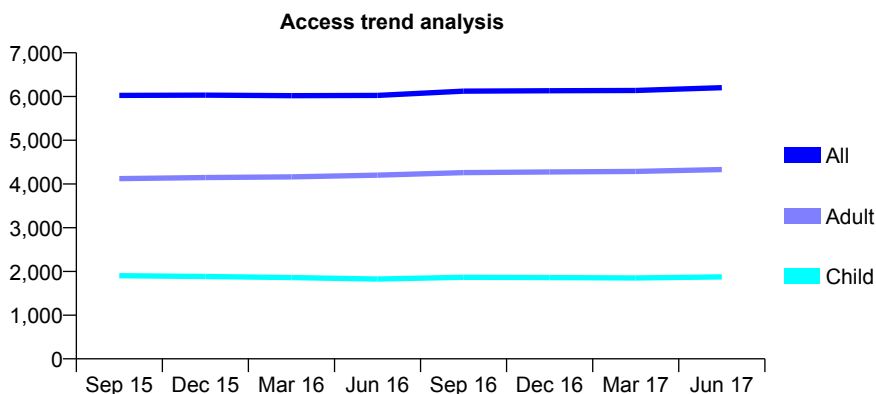
## Q70 - Vital Signs At a Glance Contract Report for 901849/0003 - June 2017

Name or company name	MR MM LALJEE
Contract type name	GDS Contract
Purpose of contract	General
Contract start date	02/04/2012
Contract end date	

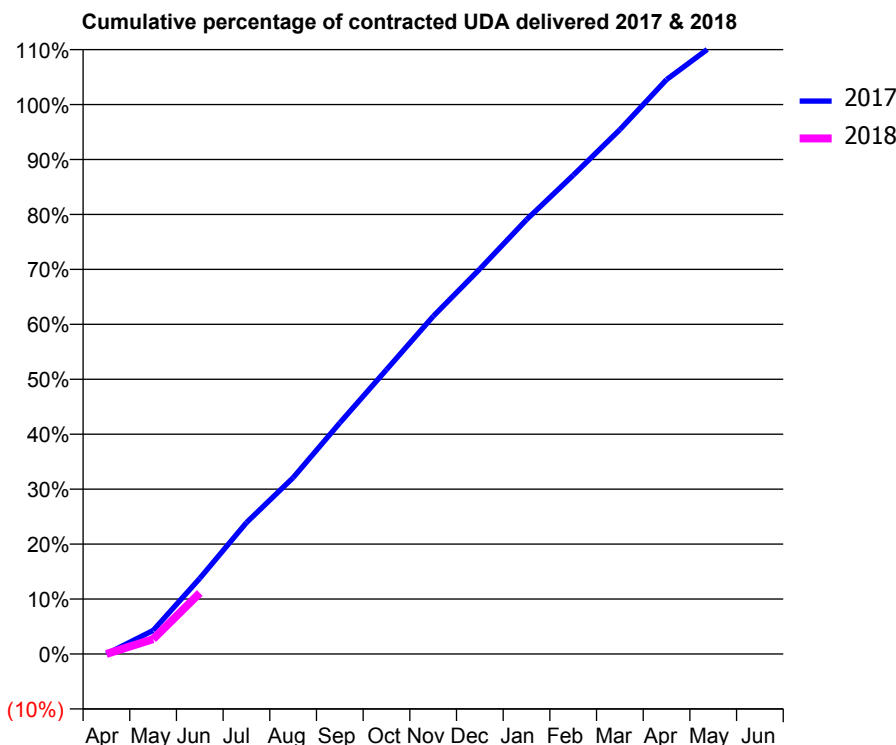
17/18 Contracted general activity (UDA)	13,300
Carry forward general activity (UDA)	0
17/18 Contracted orthodontic activity (UOA)	0
Carry forward orthodontic activity (UOA)	0
Baseline contract value	£359,119.92

### ACCESS\*

Patients seen in 24 months	Total	Change since previous quarter
Quarter ending June 2016	6,026	
Quarter ending September 2016	6,124	→
Quarter ending December 2016	6,133	→
Quarter ending March 2017	6,139	→
Quarter ending June 2017	6,202	→
<b>Variance since June 2016</b>	<b>2.9%</b>	<b>↑</b>



### ACTIVITY



Month	Adjusted Scheduled Activity (UDA)	
	2017	2018
April	0	0
May	569	360
June	1,832	1,476
July	3,182	
August	4,268	
September	5,594	
October	6,882	
November	8,174	
December	9,319	
January	10,513	
February	11,588	
March	12,692	
April	13,904	
May	14,739	
June	14,742	

### QUALITY

	Quantity	Base Number	Contract	AT	Region	England
% of FP17s for the same patient ID Re-attending within 3 months - Children	42	789	5.3%	10.6%	11.6%	12.0%
% of FP17s for the same patient ID Re-attending within 3 months - Adults	122	1,342	9.1%	14.9%	15.9%	16.0%
% of FP17s for the same patient ID Re-attending between 3 & 9 months - Children	585	789	74.1%	59.9%	60.4%	58.0%
% of FP17s for the same patient ID Re-attending between 3 & 9 months - Adults	629	1,342	46.9%	52.2%	52.3%	50.9%
% of FP17s for Band 1 Urgent Courses	45	882	5.1%	10.0%	9.5%	9.1%
% of FP17s Relating to Free Repair or Replacements	3	882	0.3%	0.6%	0.7%	0.8%
% of FP17s Relating to Continuations	8	882	0.9%	1.1%	1.0%	1.1%
% of Patients satisfied with the dentistry they have received	2	2	N/A	93.1%	91.9%	91.7%
% of Patients satisfied with the time they had to wait for an appointment	1	2	N/A	87.9%	88.0%	88.0%

\* This is based on patients treated on this contract for their most recent course of treatment. Figures in italics indicate the base number of FP17s or Patient Questionnaire responses are less than 100. N/A is shown where the base number of responses is less than 10 during the period. % is calculated as Quantity/Base number\*100

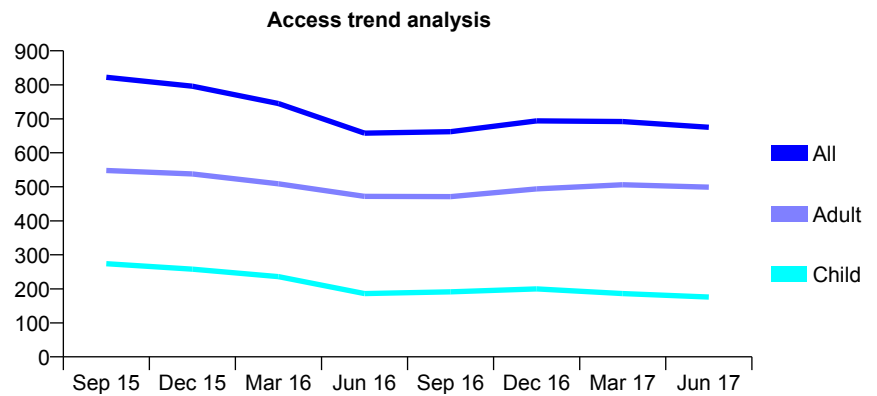
## Q70 - Vital Signs At a Glance Contract Report for 905968/0001 - June 2017

Name or company name	MR A MCGROARTY
Contract type name	GDS Contract
Purpose of contract	General
Contract start date	01/04/2006
Contract end date	

17/18 Contracted general activity (UDA)	2,250
Carry forward general activity (UDA)	0
17/18 Contracted orthodontic activity (UOA)	0
Carry forward orthodontic activity (UOA)	0
Baseline contract value	£48,552.35

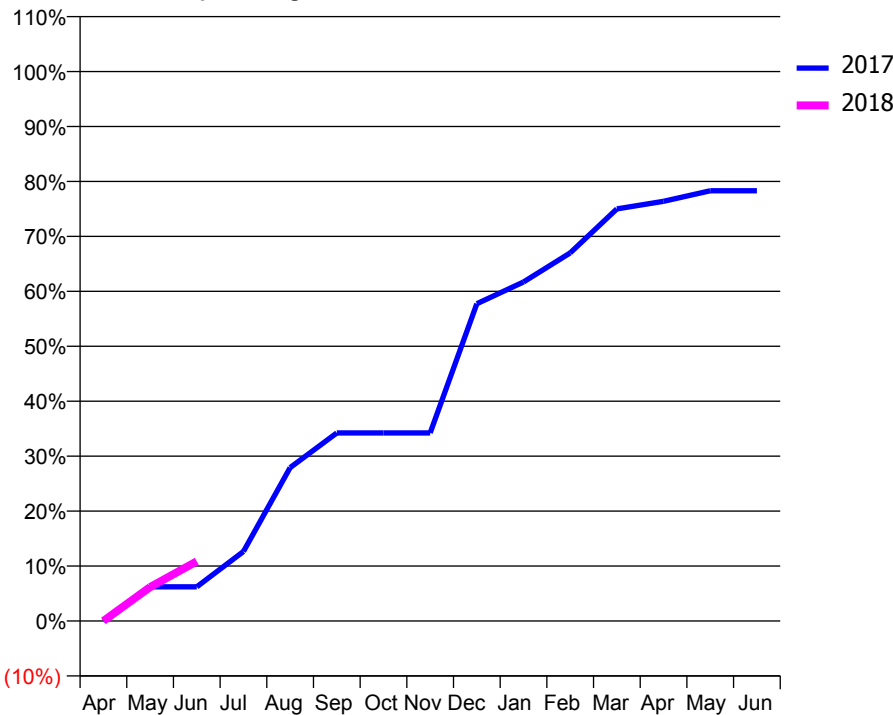
### ACCESS\*

Patients seen in 24 months	Total	Change since previous quarter
Quarter ending June 2016	658	
Quarter ending September 2016	662	→
Quarter ending December 2016	694	↑
Quarter ending March 2017	692	→
Quarter ending June 2017	675	↓
<b>Variance since June 2016</b>	<b>2.6%</b>	<b>↑</b>



### ACTIVITY

Cumulative percentage of contracted UDA delivered 2017 & 2018



Month	Adjusted Scheduled Activity (UDA)	
	2017	2018
April	0	0
May	140	139
June	140	244
July	285	
August	628	
September	770	
October	770	
November	770	
December	1,299	
January	1,388	
February	1,507	
March	1,688	
April	1,719	
May	1,762	
June	1,762	

### QUALITY

	Quantity	Base Number	Contract	AT	Region	England
% of FP17s for the same patient ID Re-attending within 3 months - Children	1	67	1.5%	10.6%	11.6%	12.0%
% of FP17s for the same patient ID Re-attending within 3 months - Adults	17	147	11.6%	14.9%	15.9%	16.0%
% of FP17s for the same patient ID Re-attending between 3 & 9 months - Children	48	67	71.6%	59.9%	60.4%	58.0%
% of FP17s for the same patient ID Re-attending between 3 & 9 months - Adults	100	147	68.0%	52.2%	52.3%	50.9%
% of FP17s for Band 1 Urgent Courses	7	164	4.3%	10.0%	9.5%	9.1%
% of FP17s Relating to Free Repair or Replacements	0	164	0.0%	0.6%	0.7%	0.8%
% of FP17s Relating to Continuations	0	164	0.0%	1.1%	1.0%	1.1%
% of Patients satisfied with the dentistry they have received	1	1	N/A	93.1%	91.9%	91.7%
% of Patients satisfied with the time they had to wait for an appointment	1	1	N/A	87.9%	88.0%	88.0%

\* This is based on patients treated on this contract for their most recent course of treatment. Figures in italics indicate the base number of FP17s or Patient Questionnaire responses are less than 100. N/A is shown where the base number of responses is less than 10 during the period. % is calculated as Quantity/Base number\*100

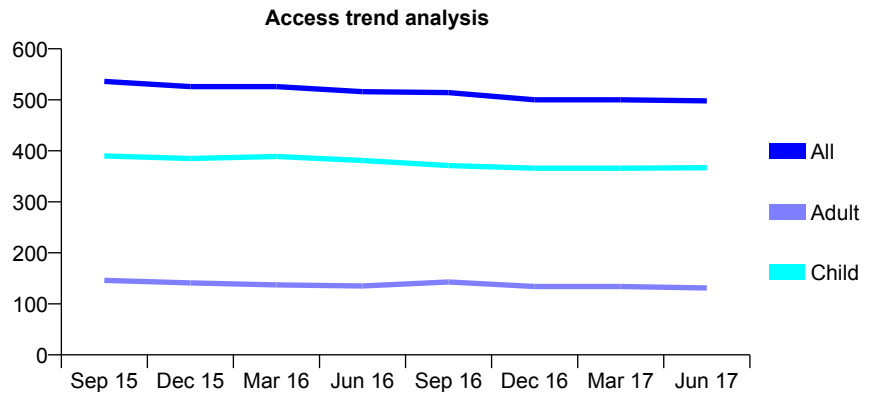
## Q70 - Vital Signs At a Glance Contract Report for 906530/0001 - June 2017

Name or company name	MR SG PARDOE
Contract type name	GDS Contract
Purpose of contract	General
Contract start date	01/04/2006
Contract end date	

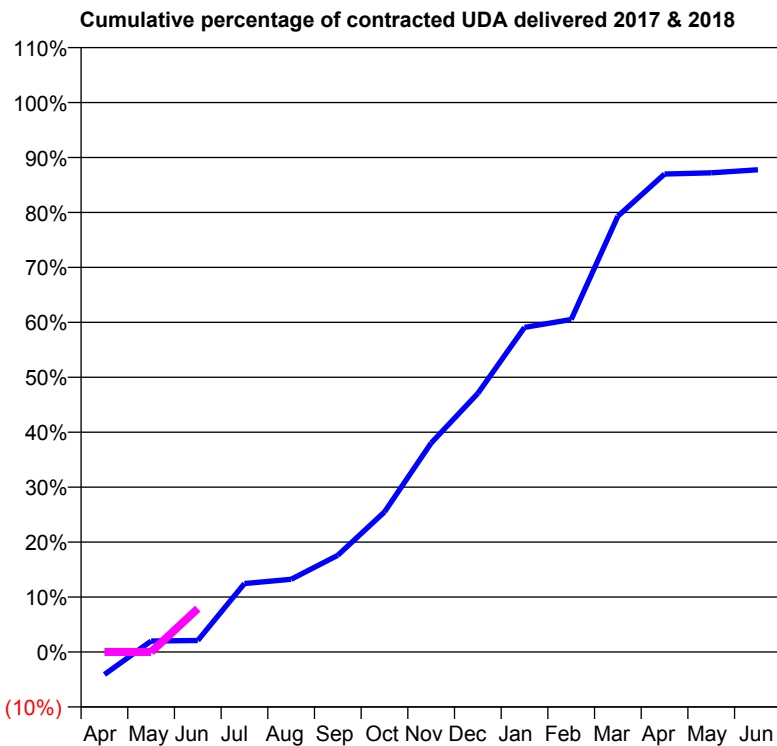
17/18 Contracted general activity (UDA)	760
Carry forward general activity (UDA)	0
17/18 Contracted orthodontic activity (UOA)	0
Carry forward orthodontic activity (UOA)	0
Baseline contract value	£17,545.90

### ACCESS\*

Patients seen in 24 months	Total	Change since previous quarter
Quarter ending June 2016	516	
Quarter ending September 2016	514	→
Quarter ending December 2016	500	↓
Quarter ending March 2017	500	→
Quarter ending June 2017	498	→
<b>Variance since June 2016</b>	<b>(3.5%)</b>	<b>↓</b>



### ACTIVITY



Month	Adjusted Scheduled Activity (UDA)	
	2017	2018
April	-37	0
May	18	0
June	19	60
July	112	
August	119	
September	158	
October	229	
November	342	
December	424	
January	532	
February	545	
March	714	
April	783	
May	785	
June	790	

### QUALITY

	Quantity	Base Number	Contract	AT	Region	England
% of FP17s for the same patient ID Re-attending within 3 months - Children	3	98	3.1%	10.6%	11.6%	12.0%
% of FP17s for the same patient ID Re-attending within 3 months - Adults	0	22	0.0%	14.9%	15.9%	16.0%
% of FP17s for the same patient ID Re-attending between 3 & 9 months - Children	66	98	67.3%	59.9%	60.4%	58.0%
% of FP17s for the same patient ID Re-attending between 3 & 9 months - Adults	14	22	63.6%	52.2%	52.3%	50.9%
% of FP17s for Band 1 Urgent Courses	0	60	0.0%	10.0%	9.5%	9.1%
% of FP17s Relating to Free Repair or Replacements	0	60	0.0%	0.6%	0.7%	0.8%
% of FP17s Relating to Continuations	0	60	0.0%	1.1%	1.0%	1.1%
% of Patients satisfied with the dentistry they have received	0	0	N/A	93.1%	91.9%	91.7%
% of Patients satisfied with the time they had to wait for an appointment	0	0	N/A	87.9%	88.0%	88.0%

\* This is based on patients treated on this contract for their most recent course of treatment. Figures in italics indicate the base number of FP17s or Patient Questionnaire responses are less than 100. N/A is shown where the base number of responses is less than 10 during the period. % is calculated as Quantity/Base number\*100

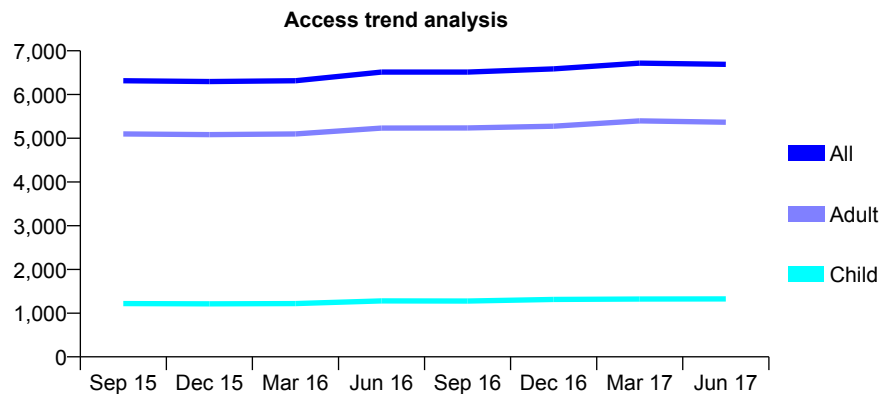
## Q70 - Vital Signs At a Glance Contract Report for 911860/0002 - June 2017

Name or company name	MR AM DANBY
Contract type name	GDS Contract
Purpose of contract	General
Contract start date	01/06/2008
Contract end date	

17/18 Contracted general activity (UDA)	15,800
Carry forward general activity (UDA)	0
17/18 Contracted orthodontic activity (UOA)	0
Carry forward orthodontic activity (UOA)	0
Baseline contract value	£438,559.24

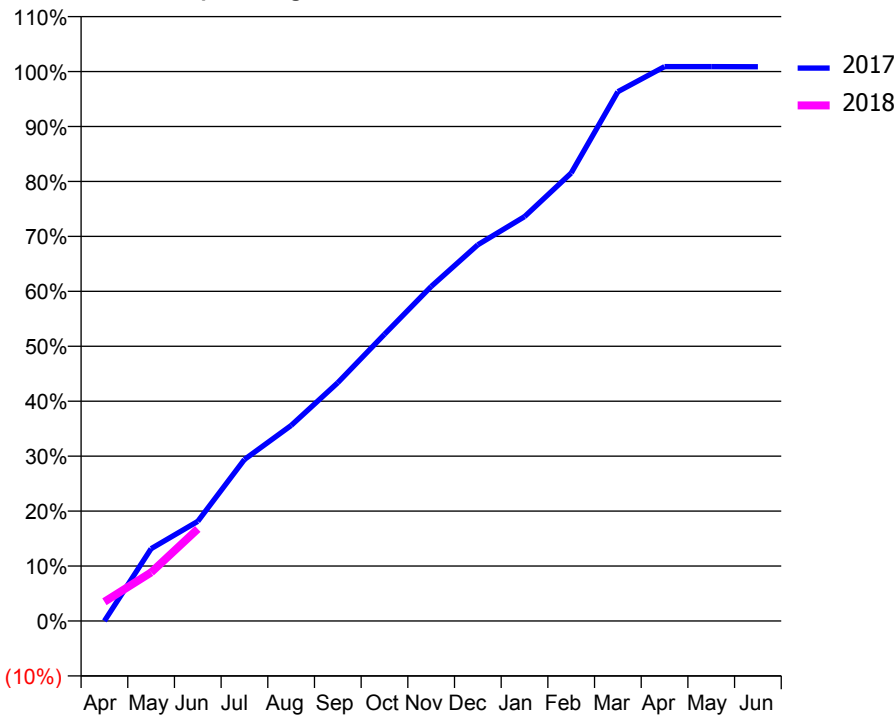
### ACCESS\*

Patients seen in 24 months	Total	Change since previous quarter
Quarter ending June 2016	6,514	
Quarter ending September 2016	6,512	→
Quarter ending December 2016	6,586	→
Quarter ending March 2017	6,719	↑
Quarter ending June 2017	6,691	→
<b>Variance since June 2016</b>	<b>2.7%</b>	<b>↑</b>



### ACTIVITY

Cumulative percentage of contracted UDA delivered 2017 & 2018



Month	Adjusted Scheduled Activity (UDA)	
	2017	2018
April	0	552
May	2,079	1,396
June	2,866	2,648
July	4,644	
August	5,624	
September	6,852	
October	8,244	
November	9,618	
December	10,819	
January	11,628	
February	12,883	
March	15,220	
April	15,939	
May	15,939	
June	15,938	

### QUALITY

	Quantity	Base Number	Contract	AT	Region	England
% of FP17s for the same patient ID Re-attending within 3 months - Children	29	454	6.4%	10.6%	11.6%	12.0%
% of FP17s for the same patient ID Re-attending within 3 months - Adults	280	1,791	15.6%	14.9%	15.9%	16.0%
% of FP17s for the same patient ID Re-attending between 3 & 9 months - Children	303	454	66.7%	59.9%	60.4%	58.0%
% of FP17s for the same patient ID Re-attending between 3 & 9 months - Adults	1,072	1,791	59.9%	52.2%	52.3%	50.9%
% of FP17s for Band 1 Urgent Courses	137	1,607	8.5%	10.0%	9.5%	9.1%
% of FP17s Relating to Free Repair or Replacements	21	1,607	1.3%	0.6%	0.7%	0.8%
% of FP17s Relating to Continuations	30	1,607	1.9%	1.1%	1.0%	1.1%
% of Patients satisfied with the dentistry they have received	10	10	100.0%	93.1%	91.9%	91.7%
% of Patients satisfied with the time they had to wait for an appointment	10	10	100.0%	87.9%	88.0%	88.0%

\* This is based on patients treated on this contract for their most recent course of treatment. Figures in italics indicate the base number of FP17s or Patient Questionnaire responses are less than 100. N/A is shown where the base number of responses is less than 10 during the period. % is calculated as Quantity/Base number\*100

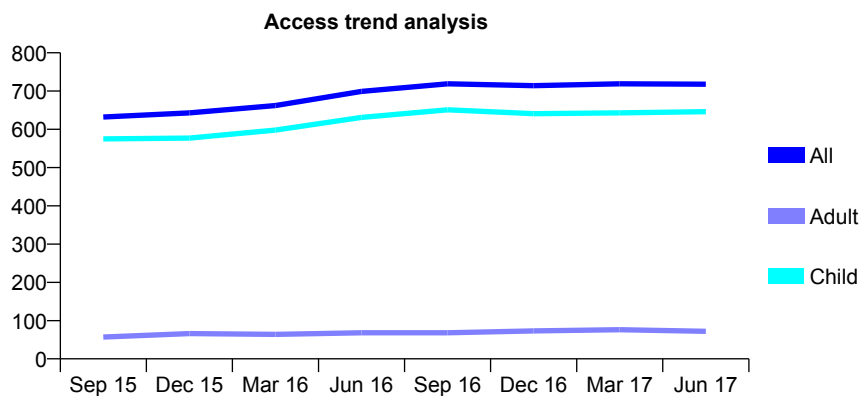
## Q70 - Vital Signs At a Glance Contract Report for 913723/0001 - June 2017

Name or company name	MR S TEJA
Contract type name	GDS Contract
Purpose of contract	General
Contract start date	01/04/2006
Contract end date	

17/18 Contracted general activity (UDA)	1,624
Carry forward general activity (UDA)	0
17/18 Contracted orthodontic activity (UOA)	0
Carry forward orthodontic activity (UOA)	0
Baseline contract value	£39,868.30

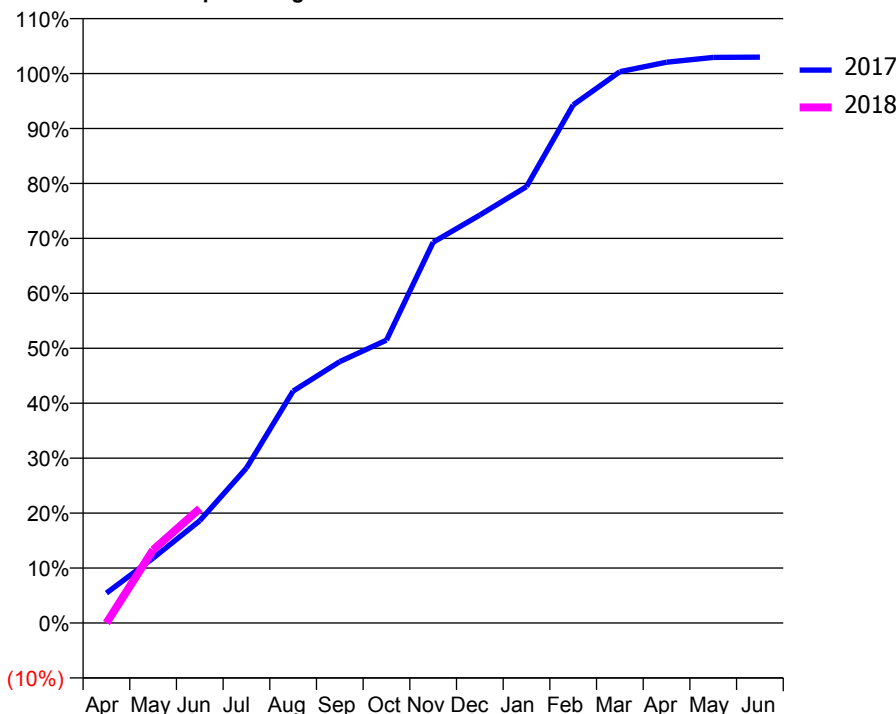
### ACCESS\*

Patients seen in 24 months	Total	Change since previous quarter
Quarter ending June 2016	699	
Quarter ending September 2016	719	↑
Quarter ending December 2016	714	→
Quarter ending March 2017	719	→
Quarter ending June 2017	718	→
<b>Variance since June 2016</b>	<b>2.7%</b>	<b>↑</b>



### ACTIVITY

Cumulative percentage of contracted UDA delivered 2017 & 2018



Month	Adjusted Scheduled Activity (UDA)	
	2017	2018
April	88	0
May	192	216
June	302	338
July	458	
August	685	
September	773	
October	836	
November	1,125	
December	1,206	
January	1,290	
February	1,531	
March	1,629	
April	1,657	
May	1,671	
June	1,672	

### QUALITY

	Quantity	Base Number	Contract	AT	Region	England
% of FP17s for the same patient ID Re-attending within 3 months - Children	25	255	9.8%	10.6%	11.6%	12.0%
% of FP17s for the same patient ID Re-attending within 3 months - Adults	0	6	0.0%	14.9%	15.9%	16.0%
% of FP17s for the same patient ID Re-attending between 3 & 9 months - Children	167	255	65.5%	59.9%	60.4%	58.0%
% of FP17s for the same patient ID Re-attending between 3 & 9 months - Adults	4	6	66.7%	52.2%	52.3%	50.9%
% of FP17s for Band 1 Urgent Courses	11	243	4.5%	10.0%	9.5%	9.1%
% of FP17s Relating to Free Repair or Replacements	0	243	0.0%	0.6%	0.7%	0.8%
% of FP17s Relating to Continuations	0	243	0.0%	1.1%	1.0%	1.1%
% of Patients satisfied with the dentistry they have received	1	1	N/A	93.1%	91.9%	91.7%
% of Patients satisfied with the time they had to wait for an appointment	1	1	N/A	87.9%	88.0%	88.0%

\* This is based on patients treated on this contract for their most recent course of treatment. Figures in italics indicate the base number of FP17s or Patient Questionnaire responses are less than 100. N/A is shown where the base number of responses is less than 10 during the period. % is calculated as Quantity/Base number\*100

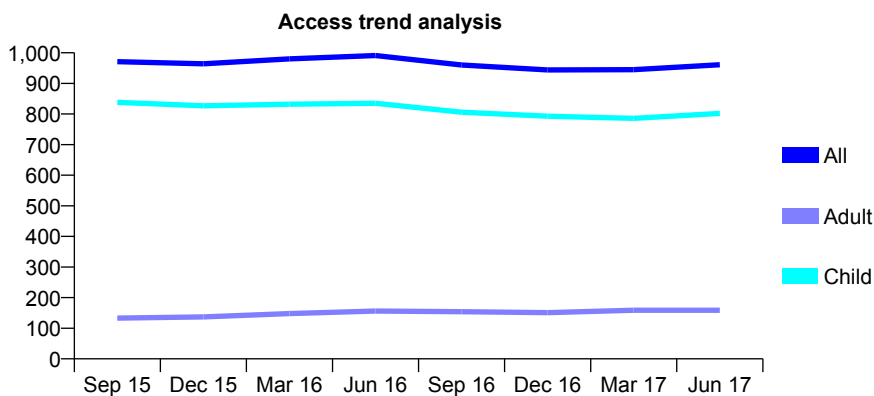
## Q70 - Vital Signs At a Glance Contract Report for 915394/0001 - June 2017

Name or company name	MR DR GATES
Contract type name	GDS Contract
Purpose of contract	General and Orthodontic
Contract start date	01/04/2006
Contract end date	

17/18 Contracted general activity (UDA)	2,800
Carry forward general activity (UDA)	0
17/18 Contracted orthodontic activity (UOA)	268
Carry forward orthodontic activity (UOA)	0
Baseline contract value	£88,239.26

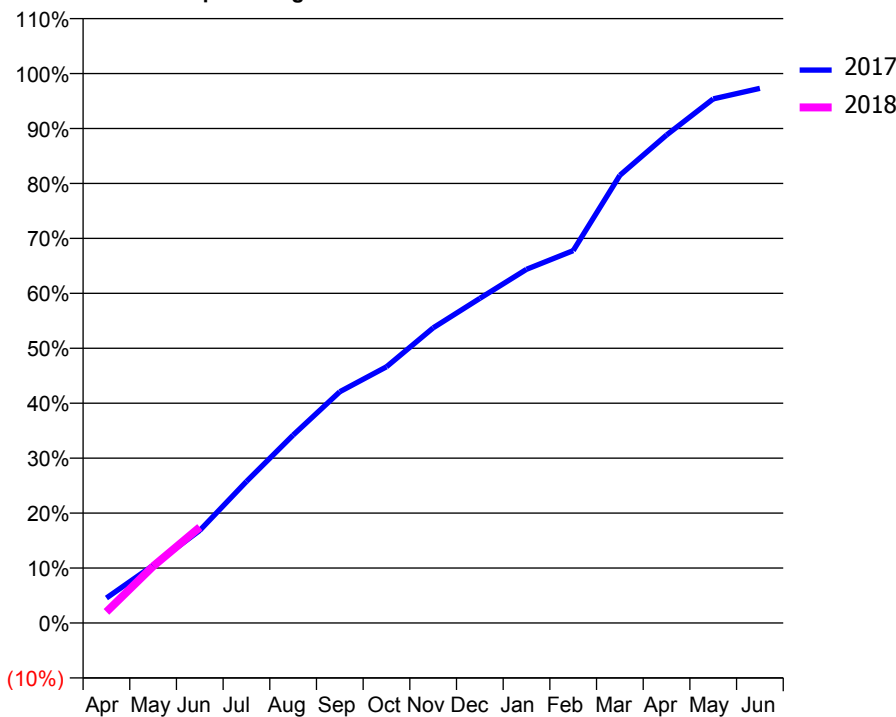
### ACCESS\*

Patients seen in 24 months	Total	Change since previous quarter
Quarter ending June 2016	991	
Quarter ending September 2016	960	↓
Quarter ending December 2016	944	↓
Quarter ending March 2017	945	→
Quarter ending June 2017	961	→
<b>Variance since June 2016</b>	<b>(3.0%)</b>	<b>↓</b>



### ACTIVITY

Cumulative percentage of contracted UDA delivered 2017 & 2018



Month	Adjusted Scheduled Activity (UDA)	
	2017	2018
April	128	56
May	294	289
June	472	488
July	721	
August	958	
September	1,179	
October	1,305	
November	1,504	
December	1,654	
January	1,802	
February	1,897	
March	2,281	
April	2,486	
May	2,670	
June	2,725	

### QUALITY

	Quantity	Base Number	Contract	AT	Region	England
% of FP17s for the same patient ID Re-attending within 3 months - Children	69	471	14.6%	10.6%	11.6%	12.0%
% of FP17s for the same patient ID Re-attending within 3 months - Adults	7	52	13.5%	14.9%	15.9%	16.0%
% of FP17s for the same patient ID Re-attending between 3 & 9 months - Children	304	471	64.5%	59.9%	60.4%	58.0%
% of FP17s for the same patient ID Re-attending between 3 & 9 months - Adults	35	52	67.3%	52.2%	52.3%	50.9%
% of FP17s for Band 1 Urgent Courses	6	273	2.2%	10.0%	9.5%	9.1%
% of FP17s Relating to Free Repair or Replacements	0	273	0.0%	0.6%	0.7%	0.8%
% of FP17s Relating to Continuations	1	273	0.4%	1.1%	1.0%	1.1%
% of Patients satisfied with the dentistry they have received	1	1	N/A	93.1%	91.9%	91.7%
% of Patients satisfied with the time they had to wait for an appointment	1	1	N/A	87.9%	88.0%	88.0%

\* This is based on patients treated on this contract for their most recent course of treatment. Figures in italics indicate the base number of FP17s or Patient Questionnaire responses are less than 100. N/A is shown where the base number of responses is less than 10 during the period. % is calculated as Quantity/Base number\*100



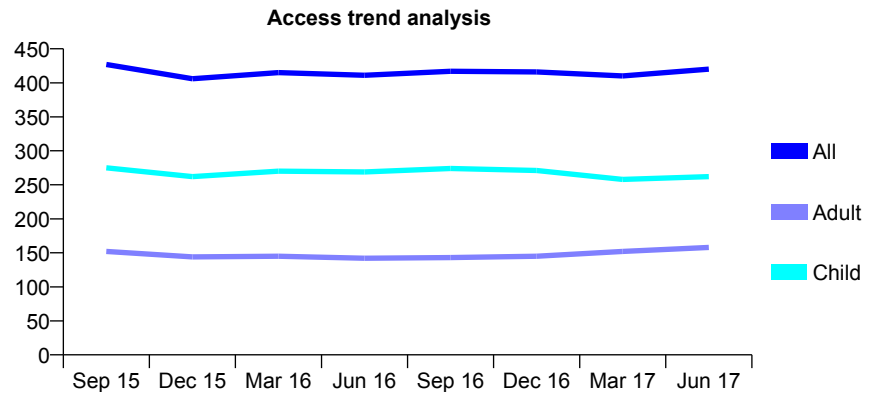
## Q70 - Vital Signs At a Glance Contract Report for 917559/0002 - June 2017

Name or company name	MISS AK O'REGAN
Contract type name	GDS Contract
Purpose of contract	General
Contract start date	01/04/2006
Contract end date	

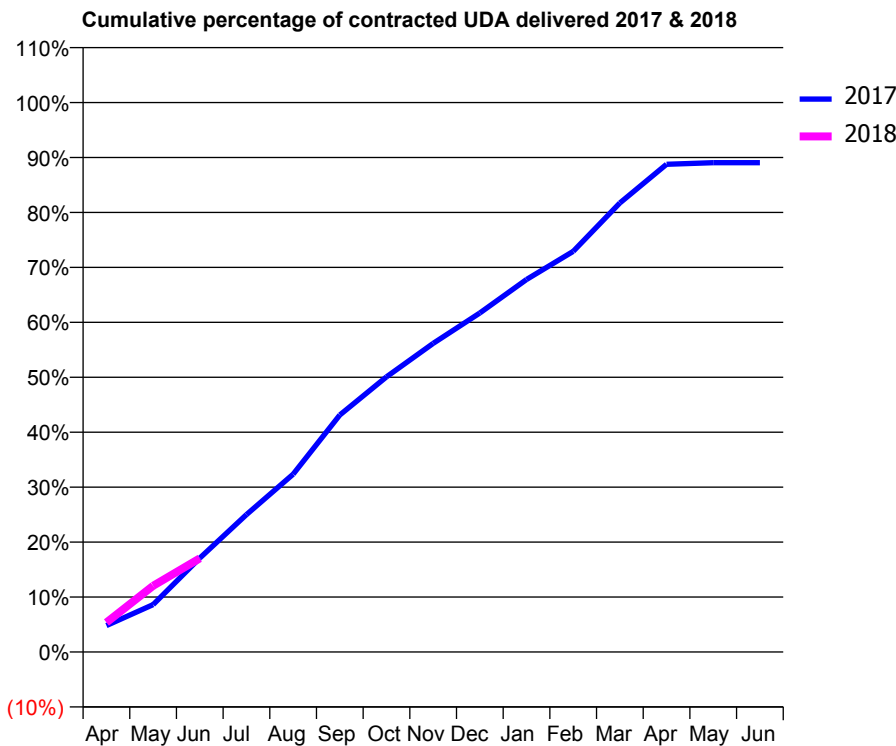
17/18 Contracted general activity (UDA)	1,100
Carry forward general activity (UDA)	0
17/18 Contracted orthodontic activity (UOA)	0
Carry forward orthodontic activity (UOA)	0
Baseline contract value	£24,774.52

### ACCESS\*

Patients seen in 24 months	Total	Change since previous quarter
Quarter ending June 2016	411	
Quarter ending September 2016	417	→
Quarter ending December 2016	416	→
Quarter ending March 2017	410	↓
Quarter ending June 2017	420	↑
<b>Variance since June 2016</b>	<b>2.2%</b>	<b>↑</b>



### ACTIVITY



Adjusted Scheduled Activity (UDA)		
Month	2017	2018
April	53	59
May	95	133
June	188	188
July	275	
August	356	
September	475	
October	551	
November	618	
December	679	
January	746	
February	802	
March	899	
April	976	
May	979	
June	979	

### QUALITY

	Quantity	Base Number	Contract	AT	Region	England
% of FP17s for the same patient ID Re-attending within 3 months - Children	5	115	4.3%	10.6%	11.6%	12.0%
% of FP17s for the same patient ID Re-attending within 3 months - Adults	6	44	13.6%	14.9%	15.9%	16.0%
% of FP17s for the same patient ID Re-attending between 3 & 9 months - Children	62	115	53.9%	59.9%	60.4%	58.0%
% of FP17s for the same patient ID Re-attending between 3 & 9 months - Adults	19	44	43.2%	52.2%	52.3%	50.9%
% of FP17s for Band 1 Urgent Courses	3	116	2.6%	10.0%	9.5%	9.1%
% of FP17s Relating to Free Repair or Replacements	0	116	0.0%	0.6%	0.7%	0.8%
% of FP17s Relating to Continuations	3	116	2.6%	1.1%	1.0%	1.1%
% of Patients satisfied with the dentistry they have received	0	0	N/A	93.1%	91.9%	91.7%
% of Patients satisfied with the time they had to wait for an appointment	0	0	N/A	87.9%	88.0%	88.0%

\* This is based on patients treated on this contract for their most recent course of treatment. Figures in italics indicate the base number of FP17s or Patient Questionnaire responses are less than 100. N/A is shown where the base number of responses is less than 10 during the period. % is calculated as Quantity/Base number\*100

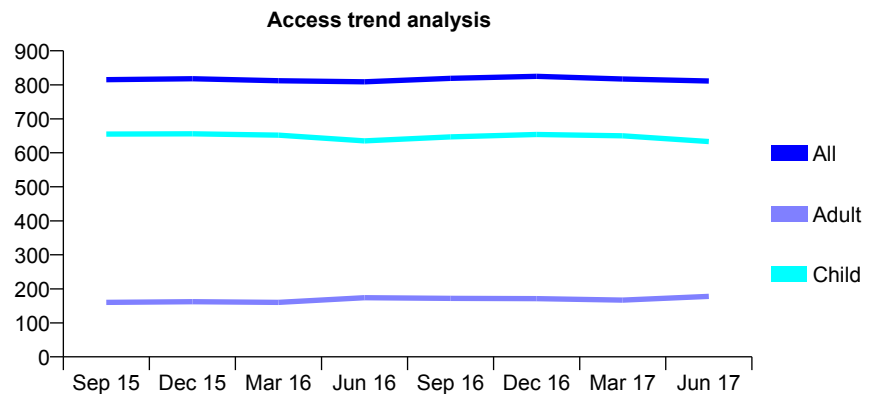
## Q70 - Vital Signs At a Glance Contract Report for 919454/0001 - June 2017

Name or company name	MR BR TAYLOR
Contract type name	GDS Contract
Purpose of contract	General
Contract start date	01/04/2006
Contract end date	

17/18 Contracted general activity (UDA)	2,335
Carry forward general activity (UDA)	0
17/18 Contracted orthodontic activity (UOA)	0
Carry forward orthodontic activity (UOA)	0
Baseline contract value	£70,943.81

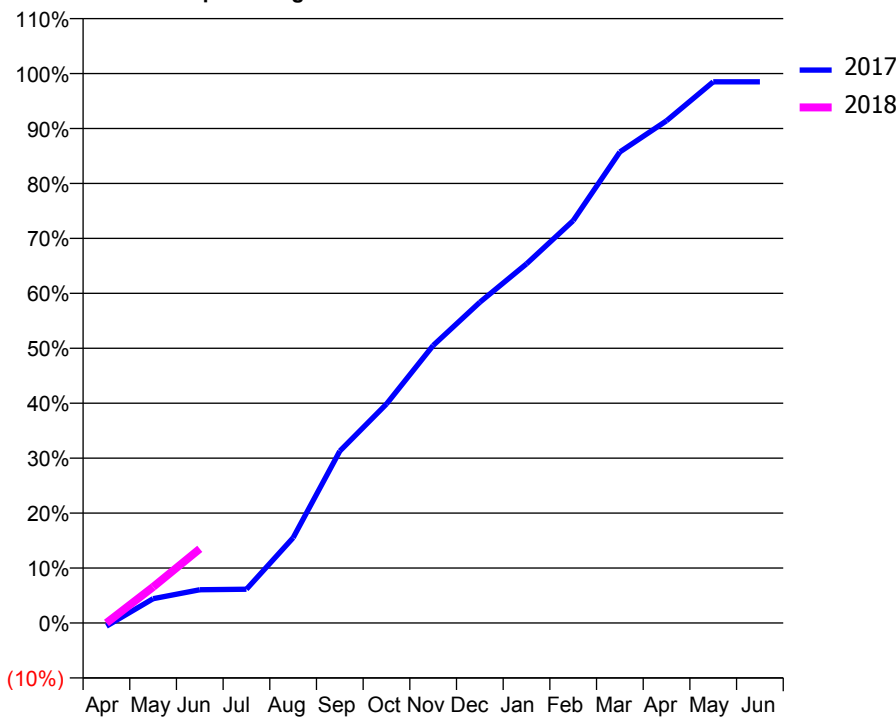
### ACCESS\*

Patients seen in 24 months	Total	Change since previous quarter
Quarter ending June 2016	809	
Quarter ending September 2016	819	→
Quarter ending December 2016	825	→
Quarter ending March 2017	817	→
Quarter ending June 2017	811	→
<b>Variance since June 2016</b>	<b>0.2%</b>	<b>→</b>



### ACTIVITY

Cumulative percentage of contracted UDA delivered 2017 & 2018



Month	Adjusted Scheduled Activity (UDA)	
	2017	2018
April	-14	0
May	103	153
June	142	315
July	144	
August	363	
September	731	
October	931	
November	1,179	
December	1,363	
January	1,526	
February	1,710	
March	2,002	
April	2,134	
May	2,299	
June	2,299	

### QUALITY

	Quantity	Base Number	Contract	AT	Region	England
% of FP17s for the same patient ID Re-attending within 3 months - Children	12	270	4.4%	10.6%	11.6%	12.0%
% of FP17s for the same patient ID Re-attending within 3 months - Adults	1	28	3.6%	14.9%	15.9%	16.0%
% of FP17s for the same patient ID Re-attending between 3 & 9 months - Children	196	270	72.6%	59.9%	60.4%	58.0%
% of FP17s for the same patient ID Re-attending between 3 & 9 months - Adults	16	28	57.1%	52.2%	52.3%	50.9%
% of FP17s for Band 1 Urgent Courses	6	177	3.4%	10.0%	9.5%	9.1%
% of FP17s Relating to Free Repair or Replacements	0	177	0.0%	0.6%	0.7%	0.8%
% of FP17s Relating to Continuations	0	177	0.0%	1.1%	1.0%	1.1%
% of Patients satisfied with the dentistry they have received	2	2	N/A	93.1%	91.9%	91.7%
% of Patients satisfied with the time they had to wait for an appointment	2	2	N/A	87.9%	88.0%	88.0%

\* This is based on patients treated on this contract for their most recent course of treatment. Figures in italics indicate the base number of FP17s or Patient Questionnaire responses are less than 100. N/A is shown where the base number of responses is less than 10 during the period. % is calculated as Quantity/Base number\*100

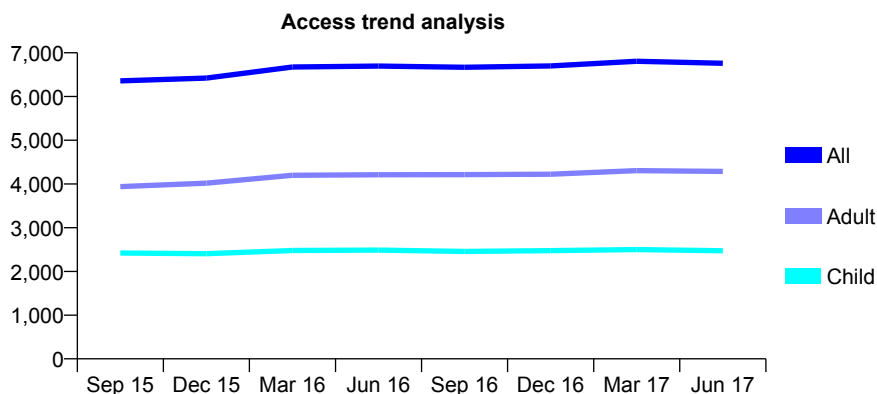
## Q70 - Vital Signs At a Glance Contract Report for 919594/0001 - June 2017

Name or company name	MR AC MCLEAN
Contract type name	GDS Contract
Purpose of contract	General
Contract start date	01/04/2006
Contract end date	

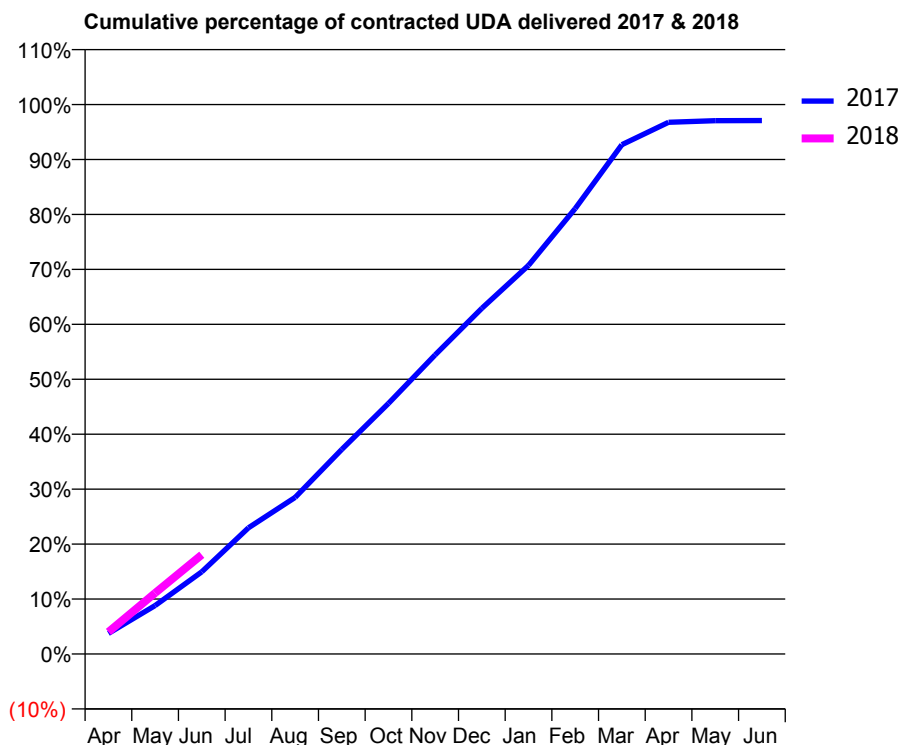
17/18 Contracted general activity (UDA)	13,782
Carry forward general activity (UDA)	0
17/18 Contracted orthodontic activity (UOA)	0
Carry forward orthodontic activity (UOA)	0
Baseline contract value	£354,415.72

### ACCESS\*

Patients seen in 24 months	Total	Change since previous quarter
Quarter ending June 2016	6,697	
Quarter ending September 2016	6,670	→
Quarter ending December 2016	6,699	→
Quarter ending March 2017	6,806	→
Quarter ending June 2017	6,760	→
<b>Variance since June 2016</b>	<b>0.9%</b>	<b>→</b>



### ACTIVITY



Month	Adjusted Scheduled Activity (UDA)	
	2017	2018
April	516	555
May	1,214	1,530
June	2,061	2,491
July	3,167	
August	3,927	
September	5,131	
October	6,287	
November	7,505	
December	8,672	
January	9,749	
February	11,171	
March	12,774	
April	13,337	
May	13,378	
June	13,381	

### QUALITY

	Quantity	Base Number	Contract	AT	Region	England
% of FP17s for the same patient ID Re-attending within 3 months - Children	54	775	7.0%	10.6%	11.6%	12.0%
% of FP17s for the same patient ID Re-attending within 3 months - Adults	228	1,192	19.1%	14.9%	15.9%	16.0%
% of FP17s for the same patient ID Re-attending between 3 & 9 months - Children	463	775	59.7%	59.9%	60.4%	58.0%
% of FP17s for the same patient ID Re-attending between 3 & 9 months - Adults	453	1,192	38.0%	52.2%	52.3%	50.9%
% of FP17s for Band 1 Urgent Courses	160	1,456	11.0%	10.0%	9.5%	9.1%
% of FP17s Relating to Free Repair or Replacements	15	1,456	1.0%	0.6%	0.7%	0.8%
% of FP17s Relating to Continuations	4	1,456	0.3%	1.1%	1.0%	1.1%
% of Patients satisfied with the dentistry they have received	8	8	N/A	93.1%	91.9%	91.7%
% of Patients satisfied with the time they had to wait for an appointment	7	8	N/A	87.9%	88.0%	88.0%

\* This is based on patients treated on this contract for their most recent course of treatment. Figures in italics indicate the base number of FP17s or Patient Questionnaire responses are less than 100. N/A is shown where the base number of responses is less than 10 during the period. % is calculated as Quantity/Base number\*100

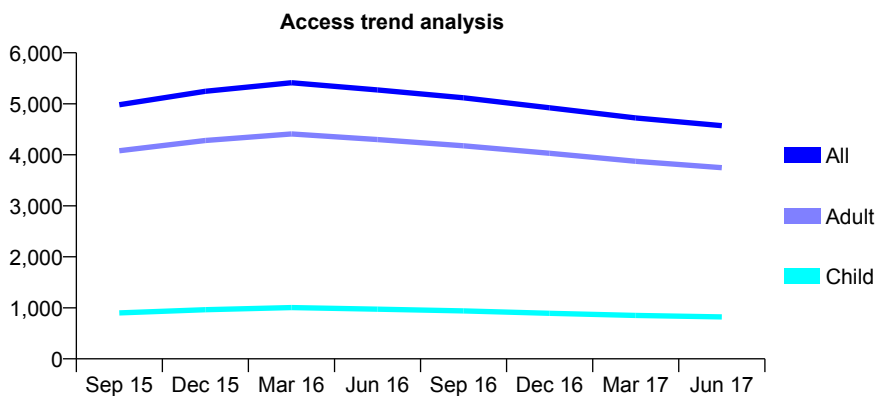
## Q70 - Vital Signs At a Glance Contract Report for 920533/0002 - June 2017

Name or company name	MR PJ MORGAN
Contract type name	GDS Contract
Purpose of contract	General
Contract start date	01/04/2006
Contract end date	

17/18 Contracted general activity (UDA)	22,669
Carry forward general activity (UDA)	0
17/18 Contracted orthodontic activity (UOA)	0
Carry forward orthodontic activity (UOA)	0
Baseline contract value	£504,342.31

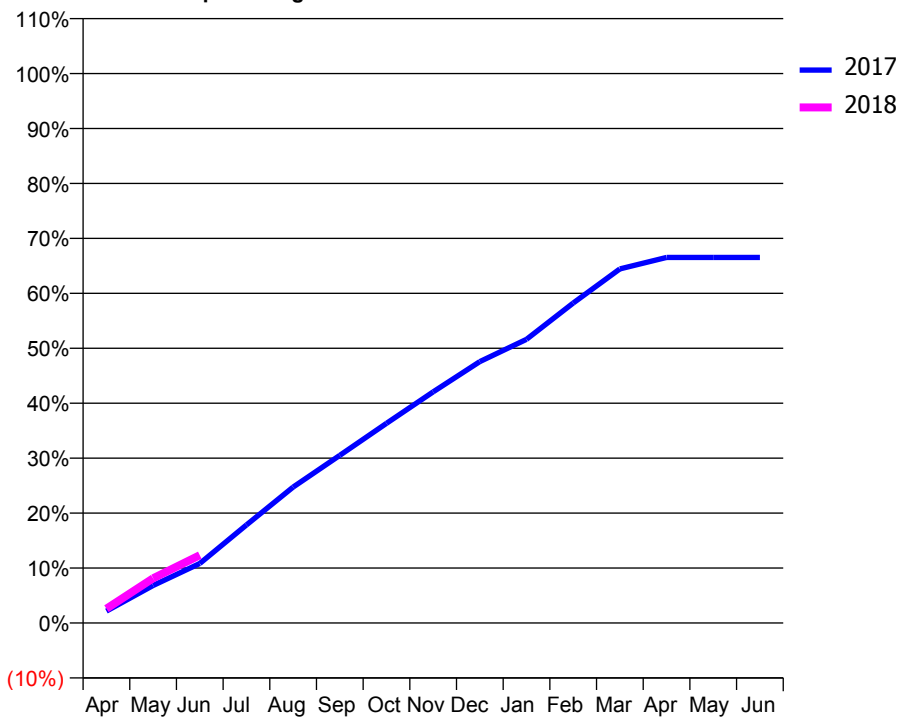
### ACCESS\*

Patients seen in 24 months	Total	Change since previous quarter
Quarter ending June 2016	5,272	
Quarter ending September 2016	5,117	↓
Quarter ending December 2016	4,921	↓
Quarter ending March 2017	4,723	↓
Quarter ending June 2017	4,571	↓
<b>Variance since June 2016</b>	<b>(13.3%)</b>	<b>↓</b>



### ACTIVITY

Cumulative percentage of contracted UDA delivered 2017 & 2018



Month	Adjusted Scheduled Activity (UDA)	
	2017	2018
April	494	591
May	1,551	1,848
June	2,458	2,799
July	4,047	
August	5,611	
September	6,920	
October	8,241	
November	9,535	
December	10,786	
January	11,704	
February	13,201	
March	14,606	
April	15,080	
May	15,083	
June	15,083	

### QUALITY

	Quantity	Base Number	Contract	AT	Region	England
% of FP17s for the same patient ID Re-attending within 3 months - Children	15	275	5.5%	10.6%	11.6%	12.0%
% of FP17s for the same patient ID Re-attending within 3 months - Adults	232	1,426	16.3%	14.9%	15.9%	16.0%
% of FP17s for the same patient ID Re-attending between 3 & 9 months - Children	198	275	72.0%	59.9%	60.4%	58.0%
% of FP17s for the same patient ID Re-attending between 3 & 9 months - Adults	997	1,426	69.9%	52.2%	52.3%	50.9%
% of FP17s for Band 1 Urgent Courses	110	1,474	7.5%	10.0%	9.5%	9.1%
% of FP17s Relating to Free Repair or Replacements	25	1,474	1.7%	0.6%	0.7%	0.8%
% of FP17s Relating to Continuations	32	1,474	2.2%	1.1%	1.0%	1.1%
% of Patients satisfied with the dentistry they have received	8	11	72.7%	93.1%	91.9%	91.7%
% of Patients satisfied with the time they had to wait for an appointment	8	11	72.7%	87.9%	88.0%	88.0%

\* This is based on patients treated on this contract for their most recent course of treatment. Figures in italics indicate the base number of FP17s or Patient Questionnaire responses are less than 100. N/A is shown where the base number of responses is less than 10 during the period. % is calculated as Quantity/Base number\*100

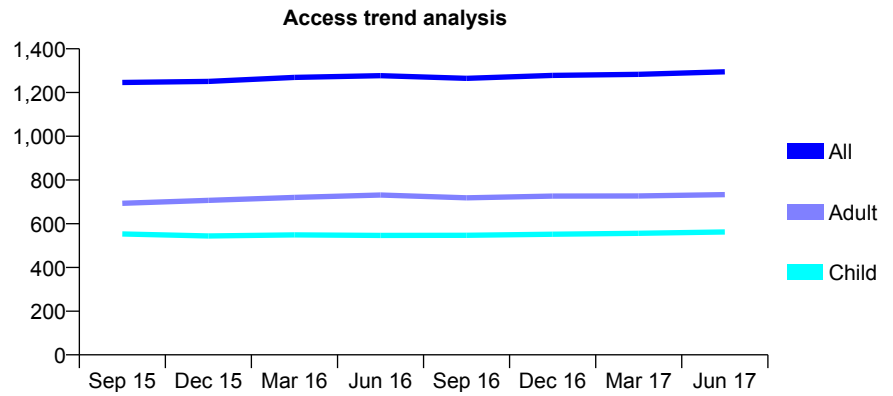
## Q70 - Vital Signs At a Glance Contract Report for 921874/0001 - June 2017

Name or company name	MRS K HARINDRA
Contract type name	GDS Contract
Purpose of contract	General
Contract start date	01/04/2006
Contract end date	

17/18 Contracted general activity (UDA)	3,860
Carry forward general activity (UDA)	0
17/18 Contracted orthodontic activity (UOA)	0
Carry forward orthodontic activity (UOA)	0
Baseline contract value	£101,790.31

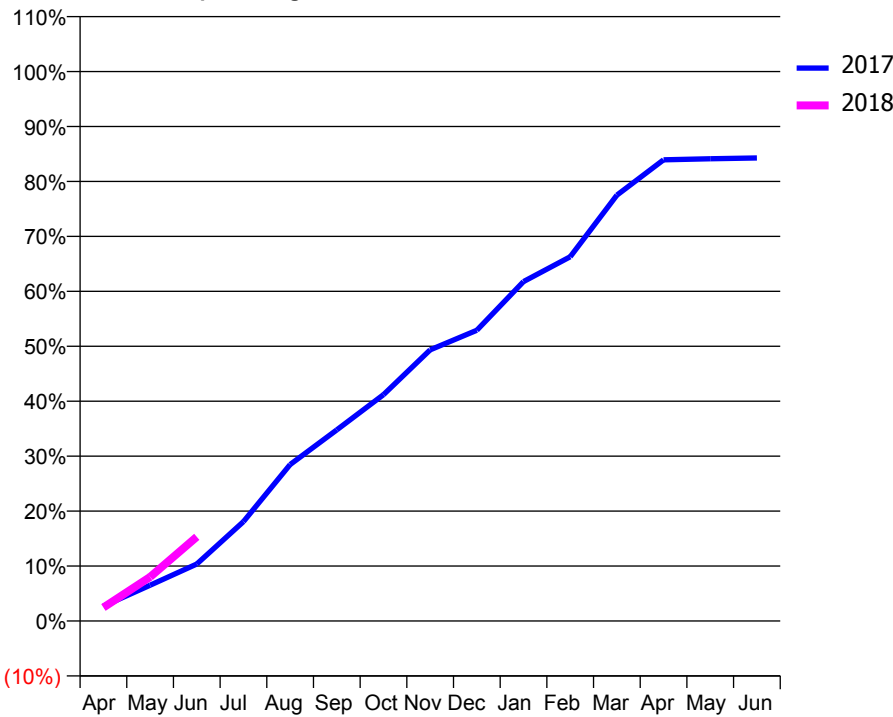
### ACCESS\*

Patients seen in 24 months	Total	Change since previous quarter
Quarter ending June 2016	1,277	
Quarter ending September 2016	1,265	→
Quarter ending December 2016	1,278	→
Quarter ending March 2017	1,283	→
Quarter ending June 2017	1,295	→
<b>Variance since June 2016</b>	<b>1.4%</b>	<b>→</b>



### ACTIVITY

Cumulative percentage of contracted UDA delivered 2017 & 2018



Month	Adjusted Scheduled Activity (UDA)	
	2017	2018
April	105	95
May	252	310
June	401	592
July	699	
August	1,099	
September	1,342	
October	1,590	
November	1,904	
December	2,043	
January	2,385	
February	2,559	
March	2,991	
April	3,240	
May	3,247	
June	3,253	

### QUALITY

	Quantity	Base Number	Contract	AT	Region	England
% of FP17s for the same patient ID Re-attending within 3 months - Children	12	183	6.6%	10.6%	11.6%	12.0%
% of FP17s for the same patient ID Re-attending within 3 months - Adults	39	283	13.8%	14.9%	15.9%	16.0%
% of FP17s for the same patient ID Re-attending between 3 & 9 months - Children	120	183	65.6%	59.9%	60.4%	58.0%
% of FP17s for the same patient ID Re-attending between 3 & 9 months - Adults	156	283	55.1%	52.2%	52.3%	50.9%
% of FP17s for Band 1 Urgent Courses	23	335	6.9%	10.0%	9.5%	9.1%
% of FP17s Relating to Free Repair or Replacements	0	335	0.0%	0.6%	0.7%	0.8%
% of FP17s Relating to Continuations	2	335	0.6%	1.1%	1.0%	1.1%
% of Patients satisfied with the dentistry they have received	4	4	N/A	93.1%	91.9%	91.7%
% of Patients satisfied with the time they had to wait for an appointment	4	4	N/A	87.9%	88.0%	88.0%

\* This is based on patients treated on this contract for their most recent course of treatment. Figures in italics indicate the base number of FP17s or Patient Questionnaire responses are less than 100. N/A is shown where the base number of responses is less than 10 during the period. % is calculated as Quantity/Base number\*100

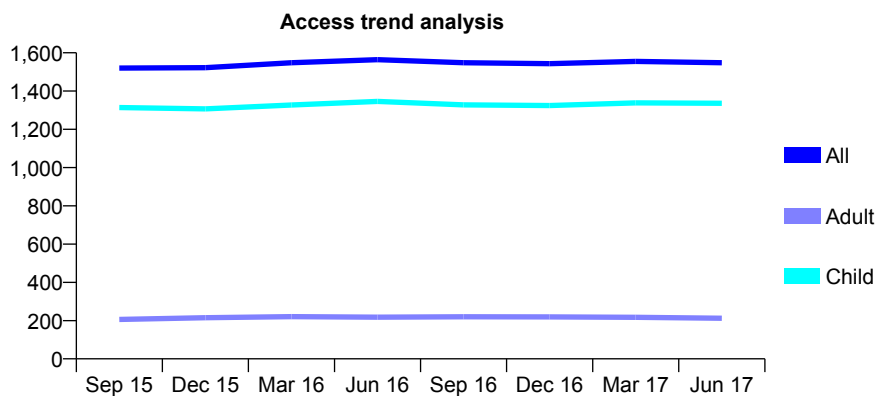
## Q70 - Vital Signs At a Glance Contract Report for 923125/0001 - June 2017

Name or company name	Whiteley Dental Practice
Contract type name	GDS Contract
Purpose of contract	General
Contract start date	01/04/2006
Contract end date	

17/18 Contracted general activity (UDA)	3,133
Carry forward general activity (UDA)	0
17/18 Contracted orthodontic activity (UOA)	0
Carry forward orthodontic activity (UOA)	0
Baseline contract value	£63,968.66

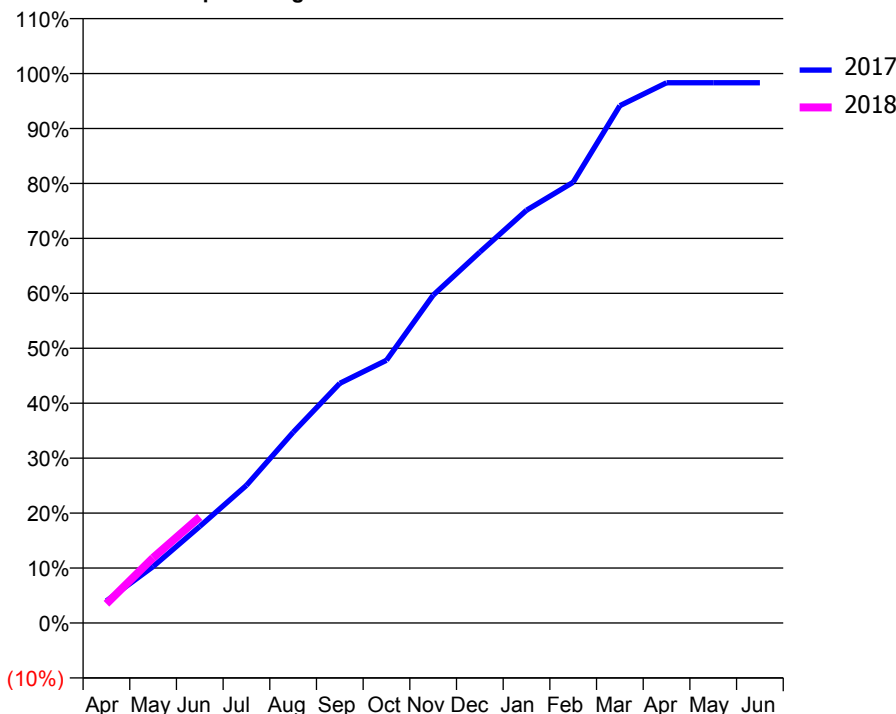
### ACCESS\*

Patients seen in 24 months	Total	Change since previous quarter
Quarter ending June 2016	1,564	
Quarter ending September 2016	1,548	↓
Quarter ending December 2016	1,543	→
Quarter ending March 2017	1,555	→
Quarter ending June 2017	1,548	→
<b>Variance since June 2016</b>	<b>(1.0%)</b>	<b>↓</b>



### ACTIVITY

Cumulative percentage of contracted UDA delivered 2017 & 2018



Month	Adjusted Scheduled Activity (UDA)	
	2017	2018
April	126	110
May	322	372
June	551	605
July	785	
August	1,088	
September	1,366	
October	1,498	
November	1,869	
December	2,115	
January	2,354	
February	2,513	
March	2,950	
April	3,081	
May	3,081	
June	3,081	

### QUALITY

	Quantity	Base Number	Contract	AT	Region	England
% of FP17s for the same patient ID Re-attending within 3 months - Children	25	510	4.9%	10.6%	11.6%	12.0%
% of FP17s for the same patient ID Re-attending within 3 months - Adults	0	26	0.0%	14.9%	15.9%	16.0%
% of FP17s for the same patient ID Re-attending between 3 & 9 months - Children	334	510	65.5%	59.9%	60.4%	58.0%
% of FP17s for the same patient ID Re-attending between 3 & 9 months - Adults	25	26	96.2%	52.2%	52.3%	50.9%
% of FP17s for Band 1 Urgent Courses	15	438	3.4%	10.0%	9.5%	9.1%
% of FP17s Relating to Free Repair or Replacements	0	438	0.0%	0.6%	0.7%	0.8%
% of FP17s Relating to Continuations	4	438	0.9%	1.1%	1.0%	1.1%
% of Patients satisfied with the dentistry they have received	3	4	N/A	93.1%	91.9%	91.7%
% of Patients satisfied with the time they had to wait for an appointment	2	4	N/A	87.9%	88.0%	88.0%

\* This is based on patients treated on this contract for their most recent course of treatment. Figures in italics indicate the base number of FP17s or Patient Questionnaire responses are less than 100. N/A is shown where the base number of responses is less than 10 during the period. % is calculated as Quantity/Base number\*100

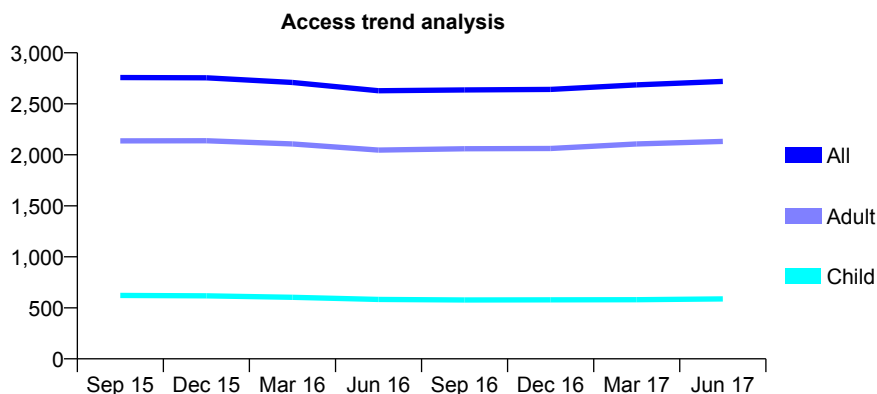
## Q70 - Vital Signs At a Glance Contract Report for 926256/0001 - June 2017

Name or company name	Brighton Hill Dental Practice Partnership
Contract type name	GDS Contract
Purpose of contract	General
Contract start date	01/04/2006
Contract end date	

17/18 Contracted general activity (UDA)	8,765
Carry forward general activity (UDA)	0
17/18 Contracted orthodontic activity (UOA)	0
Carry forward orthodontic activity (UOA)	0
Baseline contract value	£278,235.70

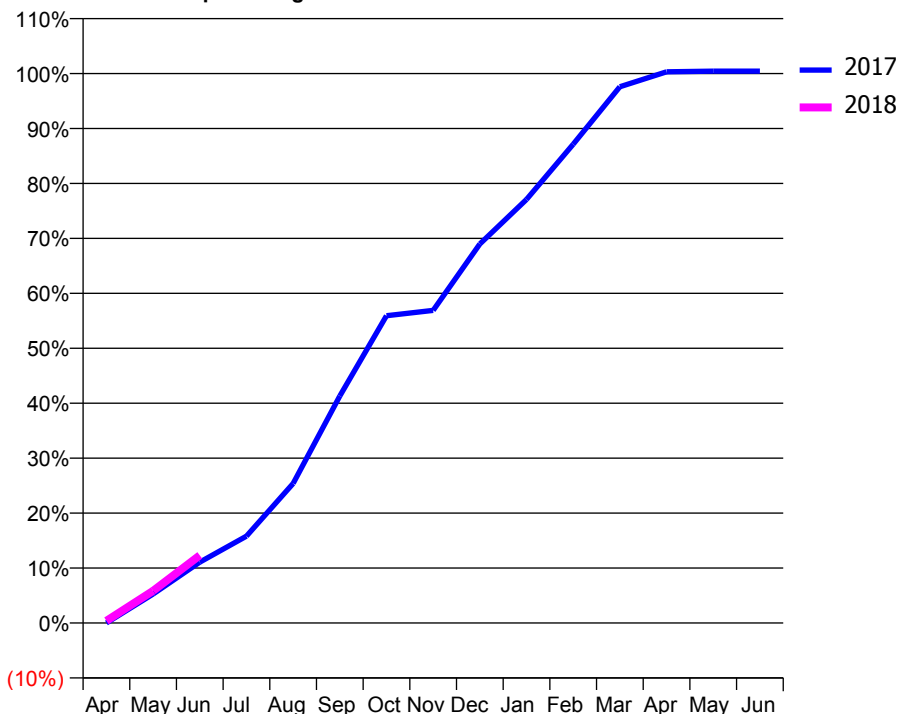
### ACCESS\*

Patients seen in 24 months	Total	Change since previous quarter
Quarter ending June 2016	2,628	
Quarter ending September 2016	2,636	→
Quarter ending December 2016	2,641	→
Quarter ending March 2017	2,686	→
Quarter ending June 2017	2,719	→
<b>Variance since June 2016</b>	<b>3.5%</b>	<b>↑</b>



### ACTIVITY

Cumulative percentage of contracted UDA delivered 2017 & 2018



Month	Adjusted Scheduled Activity (UDA)	
	2017	2018
April	0	36
May	462	514
June	972	1,080
July	1,385	
August	2,227	
September	3,622	
October	4,901	
November	4,986	
December	6,045	
January	6,757	
February	7,638	
March	8,554	
April	8,791	
May	8,803	
June	8,803	

### QUALITY

	Quantity	Base Number	Contract	AT	Region	England
% of FP17s for the same patient ID Re-attending within 3 months - Children	4	139	2.9%	10.6%	11.6%	12.0%
% of FP17s for the same patient ID Re-attending within 3 months - Adults	63	532	11.8%	14.9%	15.9%	16.0%
% of FP17s for the same patient ID Re-attending between 3 & 9 months - Children	65	139	46.8%	59.9%	60.4%	58.0%
% of FP17s for the same patient ID Re-attending between 3 & 9 months - Adults	255	532	47.9%	52.2%	52.3%	50.9%
% of FP17s for Band 1 Urgent Courses	55	560	9.8%	10.0%	9.5%	9.1%
% of FP17s Relating to Free Repair or Replacements	0	560	0.0%	0.6%	0.7%	0.8%
% of FP17s Relating to Continuations	8	560	1.4%	1.1%	1.0%	1.1%
% of Patients satisfied with the dentistry they have received	9	9	N/A	93.1%	91.9%	91.7%
% of Patients satisfied with the time they had to wait for an appointment	8	9	N/A	87.9%	88.0%	88.0%

\* This is based on patients treated on this contract for their most recent course of treatment. Figures in italics indicate the base number of FP17s or Patient Questionnaire responses are less than 100. N/A is shown where the base number of responses is less than 10 during the period. % is calculated as Quantity/Base number\*100

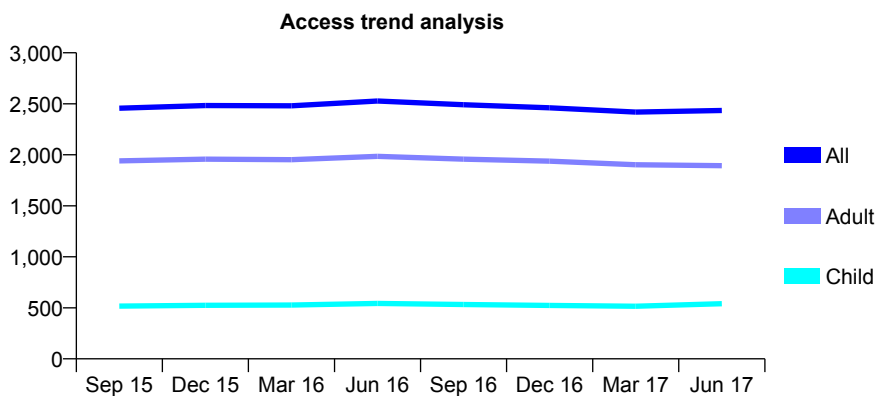
## Q70 - Vital Signs At a Glance Contract Report for 933198/0001 - June 2017

Name or company name	MR H FOROUZANFAR
Contract type name	GDS Contract
Purpose of contract	General
Contract start date	01/10/2006
Contract end date	

17/18 Contracted general activity (UDA)	8,329
Carry forward general activity (UDA)	0
17/18 Contracted orthodontic activity (UOA)	0
Carry forward orthodontic activity (UOA)	0
Baseline contract value	£238,177.58

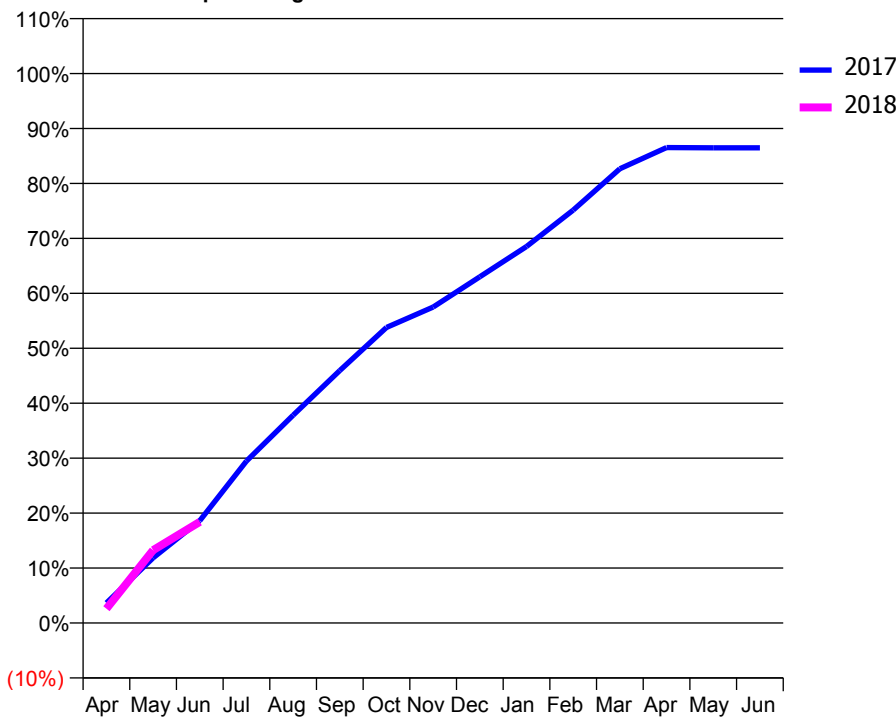
### ACCESS\*

Patients seen in 24 months	Total	Change since previous quarter
Quarter ending June 2016	2,528	
Quarter ending September 2016	2,491	↓
Quarter ending December 2016	2,461	↓
Quarter ending March 2017	2,419	↓
Quarter ending June 2017	2,434	→
<b>Variance since June 2016</b>	<b>(3.7%)</b>	<b>↓</b>



### ACTIVITY

Cumulative percentage of contracted UDA delivered 2017 & 2018



Month	Adjusted Scheduled Activity (UDA)	
	2017	2018
April	305	217
May	986	1,104
June	1,551	1,534
July	2,454	
August	3,150	
September	3,828	
October	4,480	
November	4,788	
December	5,249	
January	5,706	
February	6,259	
March	6,885	
April	7,206	
May	7,203	
June	7,203	

### QUALITY

	Quantity	Base Number	Contract	AT	Region	England
% of FP17s for the same patient ID Re-attending within 3 months - Children	8	185	4.3%	10.6%	11.6%	12.0%
% of FP17s for the same patient ID Re-attending within 3 months - Adults	102	658	15.5%	14.9%	15.9%	16.0%
% of FP17s for the same patient ID Re-attending between 3 & 9 months - Children	86	185	46.5%	59.9%	60.4%	58.0%
% of FP17s for the same patient ID Re-attending between 3 & 9 months - Adults	305	658	46.4%	52.2%	52.3%	50.9%
% of FP17s for Band 1 Urgent Courses	85	718	11.8%	10.0%	9.5%	9.1%
% of FP17s Relating to Free Repair or Replacements	3	718	0.4%	0.6%	0.7%	0.8%
% of FP17s Relating to Continuations	2	718	0.3%	1.1%	1.0%	1.1%
% of Patients satisfied with the dentistry they have received	0	0	N/A	93.1%	91.9%	91.7%
% of Patients satisfied with the time they had to wait for an appointment	0	0	N/A	87.9%	88.0%	88.0%

\* This is based on patients treated on this contract for their most recent course of treatment. Figures in italics indicate the base number of FP17s or Patient Questionnaire responses are less than 100. N/A is shown where the base number of responses is less than 10 during the period. % is calculated as Quantity/Base number\*100



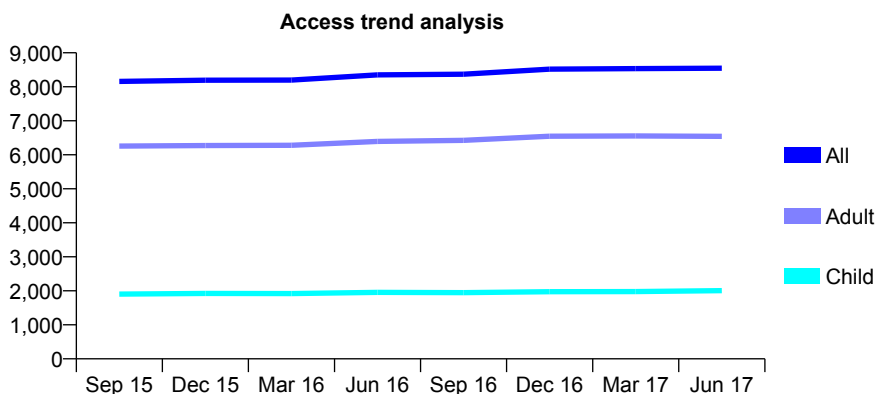
## Q70 - Vital Signs At a Glance Contract Report for 936693/0001 - June 2017

Name or company name	MR MM MANSOURIAN
Contract type name	GDS Contract
Purpose of contract	General
Contract start date	01/04/2006
Contract end date	

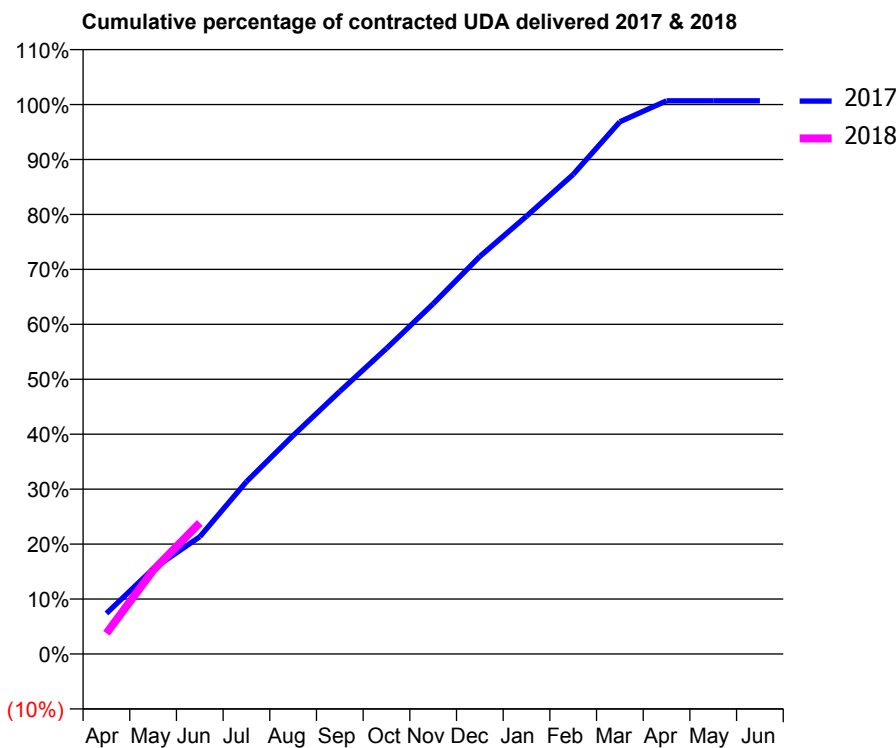
17/18 Contracted general activity (UDA)	24,661
Carry forward general activity (UDA)	0
17/18 Contracted orthodontic activity (UOA)	0
Carry forward orthodontic activity (UOA)	0
Baseline contract value	£687,619.55

### ACCESS\*

Patients seen in 24 months	Total	Change since previous quarter
Quarter ending June 2016	8,350	
Quarter ending September 2016	8,372	→
Quarter ending December 2016	8,521	→
Quarter ending March 2017	8,536	→
Quarter ending June 2017	8,548	→
<b>Variance since June 2016</b>	<b>2.4%</b>	<b>↑</b>



### ACTIVITY



Month	Adjusted Scheduled Activity (UDA)	
	2017	2018
April	1,824	933
May	3,820	3,756
June	5,265	5,884
July	7,738	
August	9,808	
September	11,788	
October	13,713	
November	15,716	
December	17,844	
January	19,652	
February	21,524	
March	23,885	
April	24,827	
May	24,826	
June	24,826	

### QUALITY

	Quantity	Base Number	Contract	AT	Region	England
% of FP17s for the same patient ID Re-attending within 3 months - Children	62	800	7.8%	10.6%	11.6%	12.0%
% of FP17s for the same patient ID Re-attending within 3 months - Adults	409	2,533	16.1%	14.9%	15.9%	16.0%
% of FP17s for the same patient ID Re-attending between 3 & 9 months - Children	503	800	62.9%	59.9%	60.4%	58.0%
% of FP17s for the same patient ID Re-attending between 3 & 9 months - Adults	1,598	2,533	63.1%	52.2%	52.3%	50.9%
% of FP17s for Band 1 Urgent Courses	223	2,889	7.7%	10.0%	9.5%	9.1%
% of FP17s Relating to Free Repair or Replacements	8	2,889	0.3%	0.6%	0.7%	0.8%
% of FP17s Relating to Continuations	27	2,889	0.9%	1.1%	1.0%	1.1%
% of Patients satisfied with the dentistry they have received	13	14	92.9%	93.1%	91.9%	91.7%
% of Patients satisfied with the time they had to wait for an appointment	13	14	92.9%	87.9%	88.0%	88.0%

\* This is based on patients treated on this contract for their most recent course of treatment. Figures in italics indicate the base number of FP17s or Patient Questionnaire responses are less than 100. N/A is shown where the base number of responses is less than 10 during the period. % is calculated as Quantity/Base number\*100

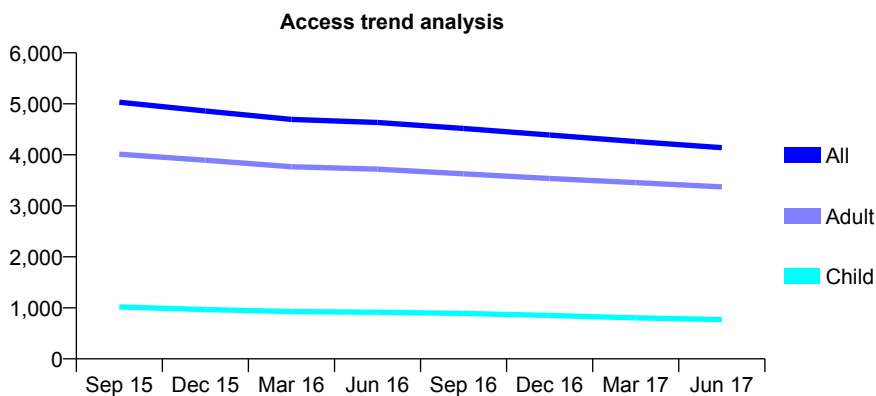
## Q70 - Vital Signs At a Glance Contract Report for 939900/0002 - June 2017

Name or company name	MRS KM ROWLAND
Contract type name	GDS Contract
Purpose of contract	General
Contract start date	01/01/2008
Contract end date	

17/18 Contracted general activity (UDA)	16,074
Carry forward general activity (UDA)	0
17/18 Contracted orthodontic activity (UOA)	0
Carry forward orthodontic activity (UOA)	0
Baseline contract value	£349,565.46

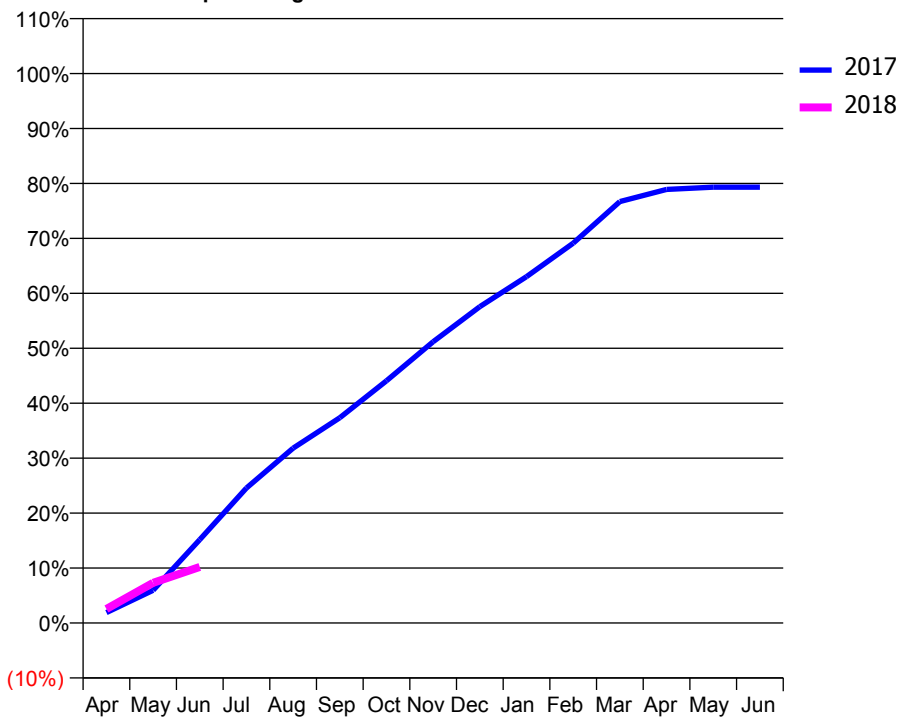
### ACCESS\*

Patients seen in 24 months	Total	Change since previous quarter
Quarter ending June 2016	4,633	
Quarter ending September 2016	4,516	↓
Quarter ending December 2016	4,389	↓
Quarter ending March 2017	4,259	↓
Quarter ending June 2017	4,141	↓
<b>Variance since June 2016</b>	<b>(10.6%)</b>	<b>↓</b>



### ACTIVITY

Cumulative percentage of contracted UDA delivered 2017 & 2018



Month	Adjusted Scheduled Activity (UDA)	
	2017	2018
April	305	412
May	957	1,176
June	2,442	1,640
July	3,951	
August	5,115	
September	6,005	
October	7,084	
November	8,229	
December	9,255	
January	10,133	
February	11,110	
March	12,328	
April	12,683	
May	12,750	
June	12,748	

### QUALITY

	Quantity	Base Number	Contract	AT	Region	England
% of FP17s for the same patient ID Re-attending within 3 months - Children	19	220	8.6%	10.6%	11.6%	12.0%
% of FP17s for the same patient ID Re-attending within 3 months - Adults	75	772	9.7%	14.9%	15.9%	16.0%
% of FP17s for the same patient ID Re-attending between 3 & 9 months - Children	138	220	62.7%	59.9%	60.4%	58.0%
% of FP17s for the same patient ID Re-attending between 3 & 9 months - Adults	505	772	65.4%	52.2%	52.3%	50.9%
% of FP17s for Band 1 Urgent Courses	39	771	5.1%	10.0%	9.5%	9.1%
% of FP17s Relating to Free Repair or Replacements	6	771	0.8%	0.6%	0.7%	0.8%
% of FP17s Relating to Continuations	1	771	0.1%	1.1%	1.0%	1.1%
% of Patients satisfied with the dentistry they have received	5	5	N/A	93.1%	91.9%	91.7%
% of Patients satisfied with the time they had to wait for an appointment	3	5	N/A	87.9%	88.0%	88.0%

\* This is based on patients treated on this contract for their most recent course of treatment. Figures in italics indicate the base number of FP17s or Patient Questionnaire responses are less than 100. N/A is shown where the base number of responses is less than 10 during the period. % is calculated as Quantity/Base number\*100

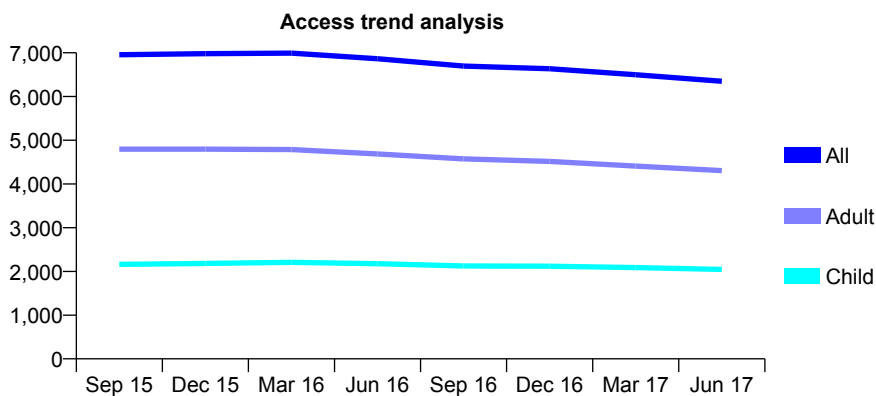
## Q70 - Vital Signs At a Glance Contract Report for 942316/0001 - June 2017

Name or company name	MS A SINGH
Contract type name	GDS Contract
Purpose of contract	General
Contract start date	01/04/2006
Contract end date	

17/18 Contracted general activity (UDA)	14,243
Carry forward general activity (UDA)	0
17/18 Contracted orthodontic activity (UOA)	0
Carry forward orthodontic activity (UOA)	0
Baseline contract value	£420,860.06

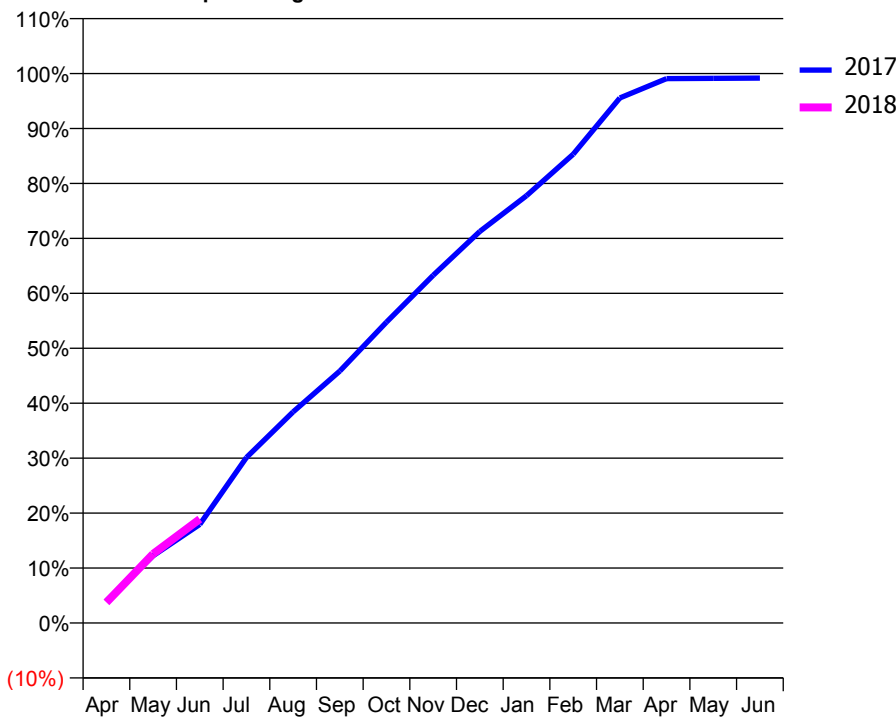
### ACCESS\*

Patients seen in 24 months	Total	Change since previous quarter
Quarter ending June 2016	6,865	
Quarter ending September 2016	6,698	↓
Quarter ending December 2016	6,634	→
Quarter ending March 2017	6,498	↓
Quarter ending June 2017	6,348	↓
<b>Variance since June 2016</b>	<b>(7.5%)</b>	<b>↓</b>



### ACTIVITY

Cumulative percentage of contracted UDA delivered 2017 & 2018



Month	Adjusted Scheduled Activity (UDA)	
	2017	2018
April	574	534
May	1,742	1,792
June	2,556	2,695
July	4,293	
August	5,474	
September	6,529	
October	7,799	
November	9,014	
December	10,150	
January	11,077	
February	12,151	
March	13,610	
April	14,110	
May	14,119	
June	14,125	

### QUALITY

	Quantity	Base Number	Contract	AT	Region	England
% of FP17s for the same patient ID Re-attending within 3 months - Children	47	714	6.6%	10.6%	11.6%	12.0%
% of FP17s for the same patient ID Re-attending within 3 months - Adults	122	1,220	10.0%	14.9%	15.9%	16.0%
% of FP17s for the same patient ID Re-attending between 3 & 9 months - Children	488	714	68.3%	59.9%	60.4%	58.0%
% of FP17s for the same patient ID Re-attending between 3 & 9 months - Adults	648	1,220	53.1%	52.2%	52.3%	50.9%
% of FP17s for Band 1 Urgent Courses	51	1,626	3.1%	10.0%	9.5%	9.1%
% of FP17s Relating to Free Repair or Replacements	8	1,626	0.5%	0.6%	0.7%	0.8%
% of FP17s Relating to Continuations	33	1,626	2.0%	1.1%	1.0%	1.1%
% of Patients satisfied with the dentistry they have received	4	4	N/A	93.1%	91.9%	91.7%
% of Patients satisfied with the time they had to wait for an appointment	1	4	N/A	87.9%	88.0%	88.0%

\* This is based on patients treated on this contract for their most recent course of treatment. Figures in italics indicate the base number of FP17s or Patient Questionnaire responses are less than 100. N/A is shown where the base number of responses is less than 10 during the period. % is calculated as Quantity/Base number\*100

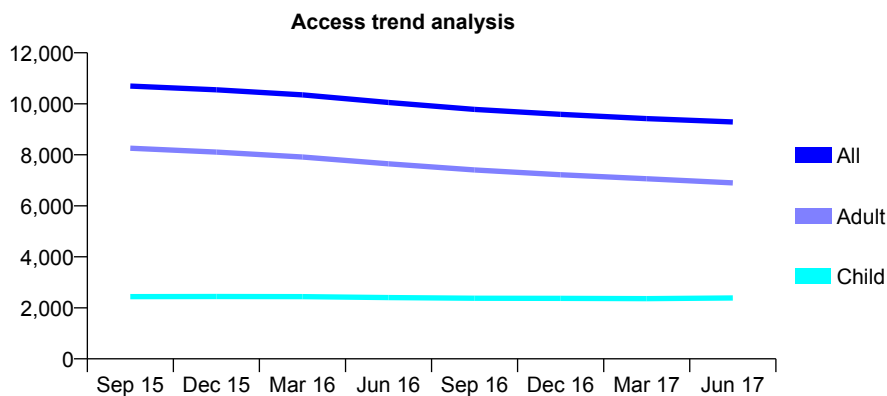
## Q70 - Vital Signs At a Glance Contract Report for 942316/0003 - June 2017

Name or company name	MS A SINGH
Contract type name	GDS Contract
Purpose of contract	General
Contract start date	08/08/2011
Contract end date	

17/18 Contracted general activity (UDA)	30,000
Carry forward general activity (UDA)	0
17/18 Contracted orthodontic activity (UOA)	0
Carry forward orthodontic activity (UOA)	0
Baseline contract value	£777,362.39

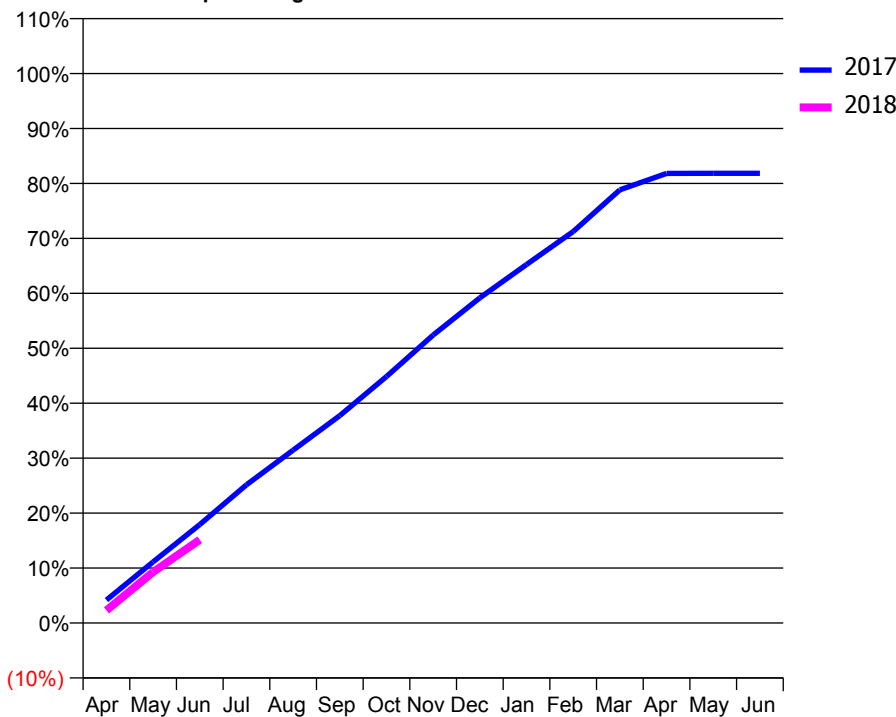
### ACCESS\*

Patients seen in 24 months	Total	Change since previous quarter
Quarter ending June 2016	10,054	
Quarter ending September 2016	9,781	↓
Quarter ending December 2016	9,588	↓
Quarter ending March 2017	9,419	↓
Quarter ending June 2017	9,288	↓
<b>Variance since June 2016</b>	<b>(7.6%)</b>	<b>↓</b>



### ACTIVITY

Cumulative percentage of contracted UDA delivered 2017 & 2018



Month	Adjusted Scheduled Activity (UDA)	
	2017	2018
April	1,254	690
May	3,340	2,781
June	5,374	4,548
July	7,544	
August	9,440	
September	11,327	
October	13,457	
November	15,724	
December	17,753	
January	19,573	
February	21,369	
March	23,647	
April	24,548	
May	24,550	
June	24,550	

### QUALITY

	Quantity	Base Number	Contract	AT	Region	England
% of FP17s for the same patient ID Re-attending within 3 months - Children	60	950	6.3%	10.6%	11.6%	12.0%
% of FP17s for the same patient ID Re-attending within 3 months - Adults	385	2,592	14.9%	14.9%	15.9%	16.0%
% of FP17s for the same patient ID Re-attending between 3 & 9 months - Children	672	950	70.7%	59.9%	60.4%	58.0%
% of FP17s for the same patient ID Re-attending between 3 & 9 months - Adults	1,725	2,592	66.6%	52.2%	52.3%	50.9%
% of FP17s for Band 1 Urgent Courses	302	2,978	10.1%	10.0%	9.5%	9.1%
% of FP17s Relating to Free Repair or Replacements	19	2,978	0.6%	0.6%	0.7%	0.8%
% of FP17s Relating to Continuations	12	2,978	0.4%	1.1%	1.0%	1.1%
% of Patients satisfied with the dentistry they have received	11	11	100.0%	93.1%	91.9%	91.7%
% of Patients satisfied with the time they had to wait for an appointment	11	11	100.0%	87.9%	88.0%	88.0%

\* This is based on patients treated on this contract for their most recent course of treatment. Figures in italics indicate the base number of FP17s or Patient Questionnaire responses are less than 100. N/A is shown where the base number of responses is less than 10 during the period. % is calculated as Quantity/Base number\*100

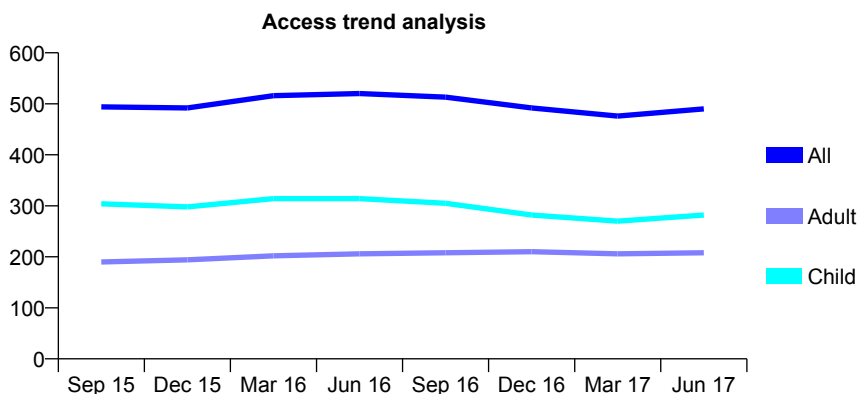
## Q70 - Vital Signs At a Glance Contract Report for 944203/0001 - June 2017

Name or company name	MISS G AZIZI
Contract type name	GDS Contract
Purpose of contract	General
Contract start date	01/04/2006
Contract end date	

17/18 Contracted general activity (UDA)	1,094
Carry forward general activity (UDA)	0
17/18 Contracted orthodontic activity (UOA)	0
Carry forward orthodontic activity (UOA)	0
Baseline contract value	£26,749.98

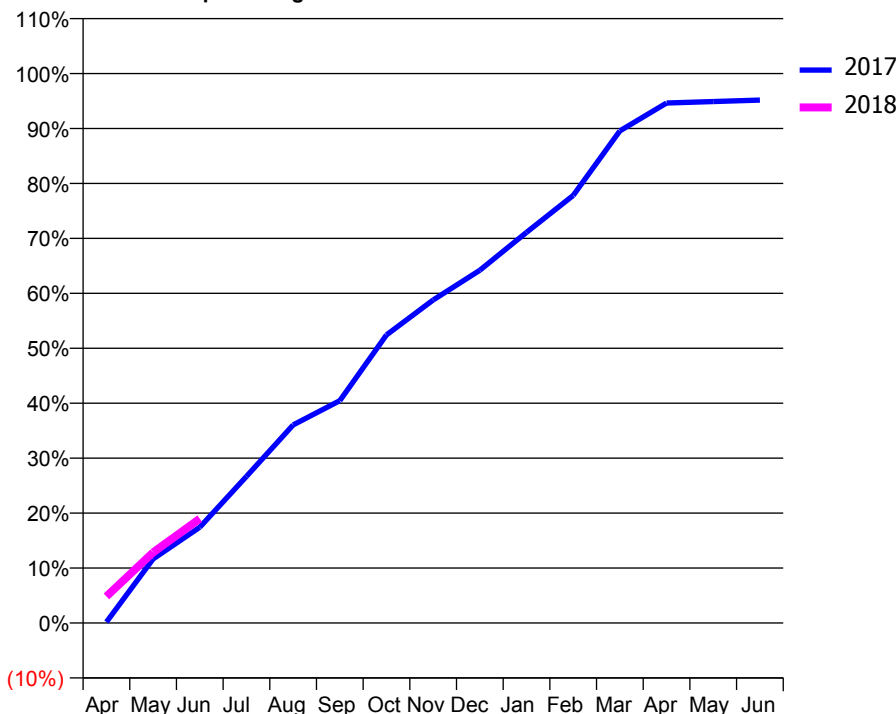
### ACCESS\*

Patients seen in 24 months	Total	Change since previous quarter
Quarter ending June 2016	520	
Quarter ending September 2016	513	↓
Quarter ending December 2016	492	↓
Quarter ending March 2017	476	↓
Quarter ending June 2017	490	↑
<b>Variance since June 2016</b>	<b>(5.8%)</b>	<b>↓</b>



### ACTIVITY

Cumulative percentage of contracted UDA delivered 2017 & 2018



Adjusted Scheduled Activity (UDA)

Month	2017	2018
April	2	53
May	128	141
June	191	208
July	292	
August	394	
September	443	
October	574	
November	643	
December	702	
January	778	
February	851	
March	980	
April	1,035	
May	1,038	
June	1,041	

### QUALITY

	Quantity	Base Number	Contract	AT	Region	England
% of FP17s for the same patient ID Re-attending within 3 months - Children	7	110	6.4%	10.6%	11.6%	12.0%
% of FP17s for the same patient ID Re-attending within 3 months - Adults	6	71	8.5%	14.9%	15.9%	16.0%
% of FP17s for the same patient ID Re-attending between 3 & 9 months - Children	56	110	50.9%	59.9%	60.4%	58.0%
% of FP17s for the same patient ID Re-attending between 3 & 9 months - Adults	38	71	53.5%	52.2%	52.3%	50.9%
% of FP17s for Band 1 Urgent Courses	4	136	2.9%	10.0%	9.5%	9.1%
% of FP17s Relating to Free Repair or Replacements	0	136	0.0%	0.6%	0.7%	0.8%
% of FP17s Relating to Continuations	0	136	0.0%	1.1%	1.0%	1.1%
% of Patients satisfied with the dentistry they have received	1	1	N/A	93.1%	91.9%	91.7%
% of Patients satisfied with the time they had to wait for an appointment	1	1	N/A	87.9%	88.0%	88.0%

\* This is based on patients treated on this contract for their most recent course of treatment. Figures in italics indicate the base number of FP17s or Patient Questionnaire responses are less than 100. N/A is shown where the base number of responses is less than 10 during the period. % is calculated as Quantity/Base number\*100

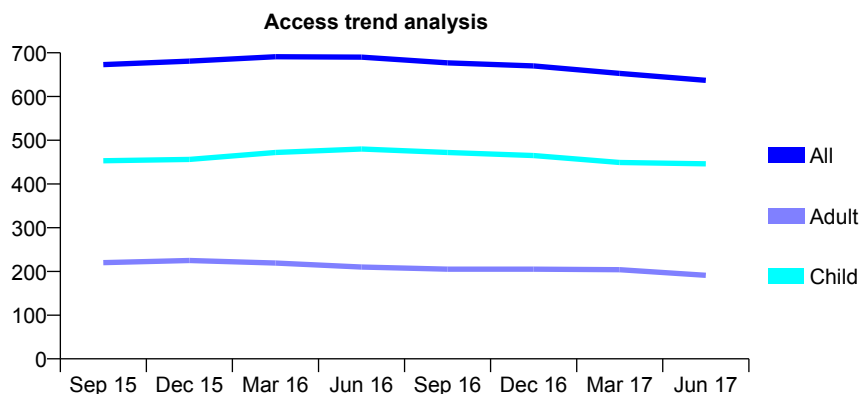
## Q70 - Vital Signs At a Glance Contract Report for 952877/0001 - June 2017

Name or company name	Moorlands Road Dental Practice
Contract type name	GDS Contract
Purpose of contract	General and Orthodontic
Contract start date	01/04/2006
Contract end date	

17/18 Contracted general activity (UDA)	1,450
Carry forward general activity (UDA)	0
17/18 Contracted orthodontic activity (UOA)	0
Carry forward orthodontic activity (UOA)	0
Baseline contract value	£37,290.15

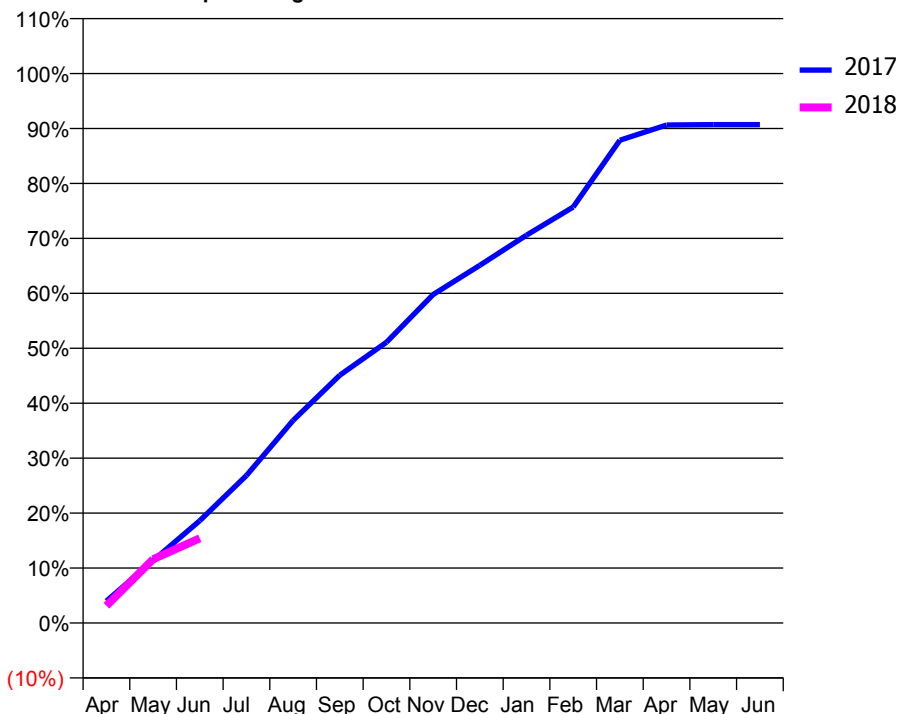
### ACCESS\*

Patients seen in 24 months	Total	Change since previous quarter
Quarter ending June 2016	690	
Quarter ending September 2016	677	↓
Quarter ending December 2016	670	↓
Quarter ending March 2017	653	↓
Quarter ending June 2017	637	↓
<b>Variance since June 2016</b>	<b>(7.7%)</b>	<b>↓</b>



### ACTIVITY

Cumulative percentage of contracted UDA delivered 2017 & 2018



Adjusted Scheduled Activity (UDA)

Month	2017	2018
April	58	45
May	165	168
June	270	224
July	389	
August	535	
September	654	
October	741	
November	867	
December	944	
January	1,023	
February	1,098	
March	1,274	
April	1,314	
May	1,315	
June	1,315	

### QUALITY

	Quantity	Base Number	Contract	AT	Region	England
% of FP17s for the same patient ID Re-attending within 3 months - Children	13	166	7.8%	10.6%	11.6%	12.0%
% of FP17s for the same patient ID Re-attending within 3 months - Adults	7	35	20.0%	14.9%	15.9%	16.0%
% of FP17s for the same patient ID Re-attending between 3 & 9 months - Children	116	166	69.9%	59.9%	60.4%	58.0%
% of FP17s for the same patient ID Re-attending between 3 & 9 months - Adults	19	35	54.3%	52.2%	52.3%	50.9%
% of FP17s for Band 1 Urgent Courses	8	169	4.7%	10.0%	9.5%	9.1%
% of FP17s Relating to Free Repair or Replacements	0	169	0.0%	0.6%	0.7%	0.8%
% of FP17s Relating to Continuations	1	169	0.6%	1.1%	1.0%	1.1%
% of Patients satisfied with the dentistry they have received	1	1	N/A	93.1%	91.9%	91.7%
% of Patients satisfied with the time they had to wait for an appointment	0	1	N/A	87.9%	88.0%	88.0%

\* This is based on patients treated on this contract for their most recent course of treatment. Figures in italics indicate the base number of FP17s or Patient Questionnaire responses are less than 100. N/A is shown where the base number of responses is less than 10 during the period. % is calculated as Quantity/Base number\*100

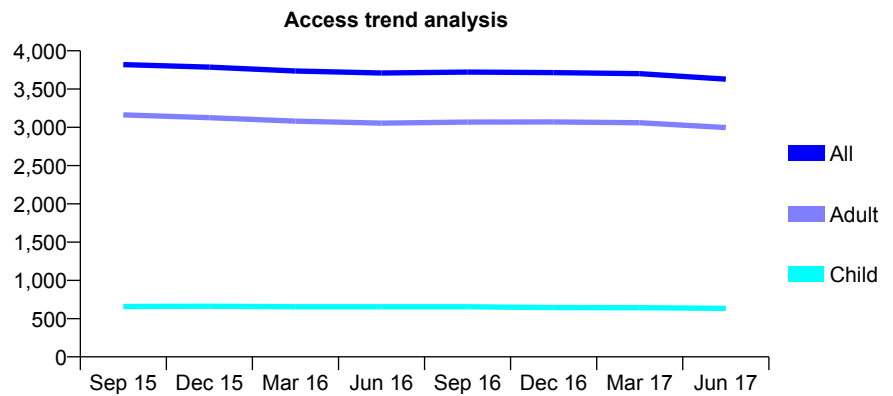
## Q70 - Vital Signs At a Glance Contract Report for 979465/0001 - June 2017

Name or company name	MR SJ MCCREA
Contract type name	GDS Contract
Purpose of contract	General
Contract start date	01/04/2006
Contract end date	

17/18 Contracted general activity (UDA)	13,000
Carry forward general activity (UDA)	0
17/18 Contracted orthodontic activity (UOA)	0
Carry forward orthodontic activity (UOA)	0
Baseline contract value	£334,397.28

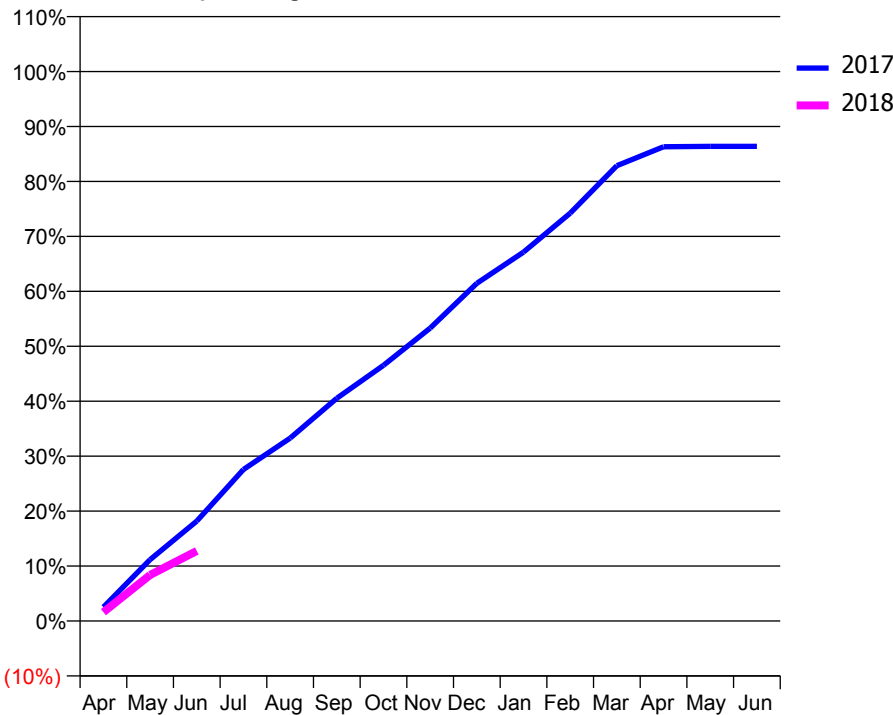
### ACCESS\*

Patients seen in 24 months	Total	Change since previous quarter
Quarter ending June 2016	3,709	
Quarter ending September 2016	3,722	→
Quarter ending December 2016	3,715	→
Quarter ending March 2017	3,701	→
Quarter ending June 2017	3,630	↓
<b>Variance since June 2016</b>	<b>(2.1%)</b>	<b>↓</b>



### ACTIVITY

Cumulative percentage of contracted UDA delivered 2017 & 2018



Month	Adjusted Scheduled Activity (UDA)	
	2017	2018
April	330	209
May	1,451	1,090
June	2,363	1,659
July	3,584	
August	4,327	
September	5,271	
October	6,049	
November	6,929	
December	7,991	
January	8,727	
February	9,648	
March	10,771	
April	11,218	
May	11,228	
June	11,228	

### QUALITY

	Quantity	Base Number	Contract	AT	Region	England
% of FP17s for the same patient ID Re-attending within 3 months - Children	15	163	9.2%	10.6%	11.6%	12.0%
% of FP17s for the same patient ID Re-attending within 3 months - Adults	110	777	14.2%	14.9%	15.9%	16.0%
% of FP17s for the same patient ID Re-attending between 3 & 9 months - Children	88	163	54.0%	59.9%	60.4%	58.0%
% of FP17s for the same patient ID Re-attending between 3 & 9 months - Adults	425	777	54.7%	52.2%	52.3%	50.9%
% of FP17s for Band 1 Urgent Courses	44	753	5.8%	10.0%	9.5%	9.1%
% of FP17s Relating to Free Repair or Replacements	4	753	0.5%	0.6%	0.7%	0.8%
% of FP17s Relating to Continuations	9	753	1.2%	1.1%	1.0%	1.1%
% of Patients satisfied with the dentistry they have received	7	7	N/A	93.1%	91.9%	91.7%
% of Patients satisfied with the time they had to wait for an appointment	7	7	N/A	87.9%	88.0%	88.0%

\* This is based on patients treated on this contract for their most recent course of treatment. Figures in italics indicate the base number of FP17s or Patient Questionnaire responses are less than 100. N/A is shown where the base number of responses is less than 10 during the period. % is calculated as Quantity/Base number\*100