

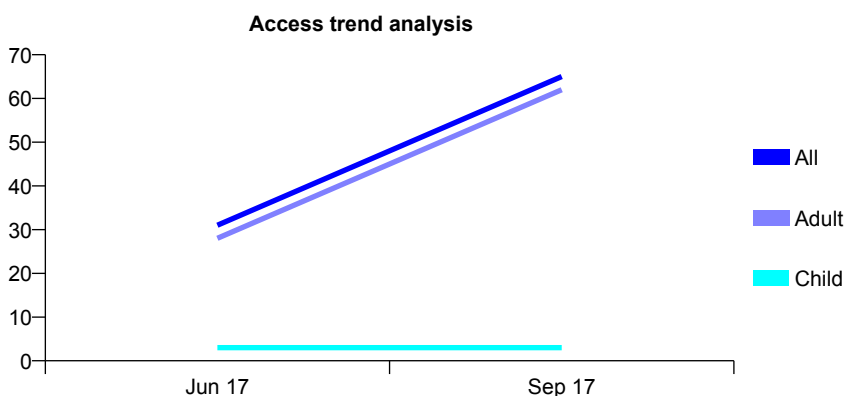
7A1 - Vital Signs At a Glance Contract Report for 100365/0000 - September 2017

Name or company name	Dr M Ramzan
Contract type name	PDS Contract
Purpose of contract	General
Contract start date	01/04/2017
Contract end date	30/09/2017

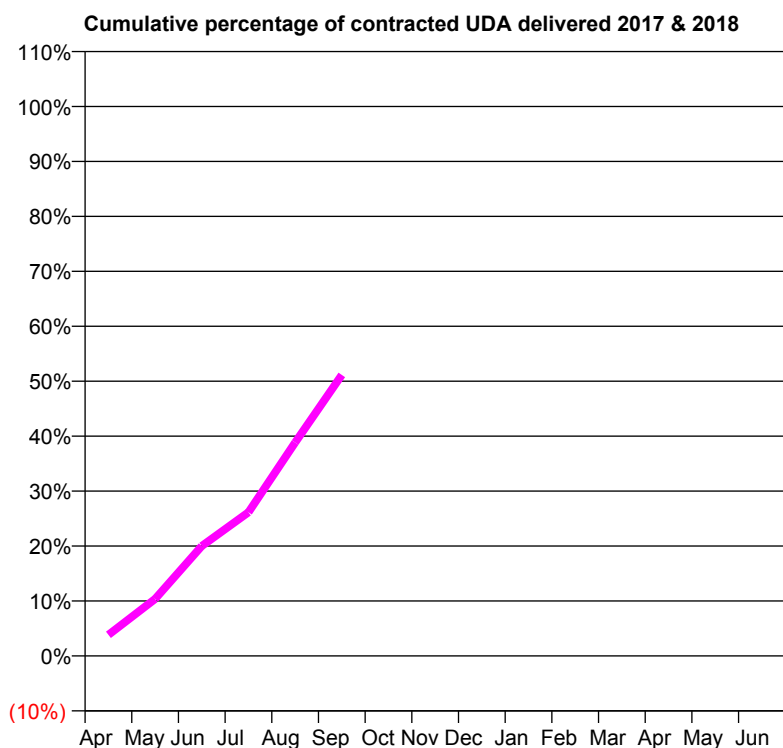
17/18 Contracted general activity (UDA)	312
Carry forward general activity (UDA)	0
17/18 Contracted orthodontic activity (UOA)	0
Carry forward orthodontic activity (UOA)	0
Baseline contract value	£12,078.68

ACCESS*

Patients seen in 24 months	Total	Change since previous quarter
Quarter ending September 2016	0	
Quarter ending December 2016	0	
Quarter ending March 2017	0	
Quarter ending June 2017	31	↑
Quarter ending September 2017	65	↑
Variance since September 2016	N/A	



ACTIVITY



Month	Adjusted Scheduled Activity (UDA)	
	2017	2018
April	0	12
May	0	32
June	0	62
July	0	82
August	0	121
September	0	160
October	0	
November	0	
December	0	
January	0	
February	0	
March	0	
April	0	
May	0	
June	0	

QUALITY

	Quantity	Base Number	Contract	LHB	Wales
% of FP17s for the same patient ID Re-attending within 3 months - Children	0	4	0.0%	7.9%	10.9%
% of FP17s for the same patient ID Re-attending within 3 months - Adults	6	129	4.7%	13.8%	16.2%
% of FP17s for the same patient ID Re-attending between 3 & 9 months - Children	0	4	0.0%	58.9%	58.9%
% of FP17s for the same patient ID Re-attending between 3 & 9 months - Adults	0	129	0.0%	54.1%	55.2%
% of FP17s for Band 1 Urgent Courses	133	133	100.0%	8.5%	9.1%
% of FP17s Relating to Free Repair or Replacements	0	133	0.0%	0.8%	0.8%
% of FP17s Relating to Continuations	0	133	0.0%	0.9%	0.8%
% of Patients satisfied with the dentistry they have received	0	0	N/A	91.3%	92.0%
% of Patients satisfied with the time they had to wait for an appointment	0	0	N/A	87.3%	87.6%

* This is based on patients treated on this contract for their most recent course of treatment. Figures in italics indicate the base number of FP17s or Patient Questionnaire responses are less than 100. N/A is shown where the base number of responses is less than 10 during the period. % is calculated as Quantity/Base number*100

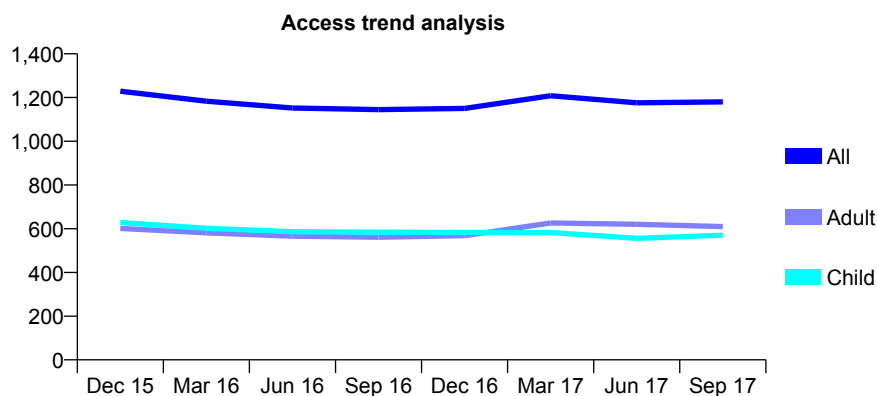
7A1 - Vital Signs At a Glance Contract Report for 101281/0086 - September 2017

Name or company name	OASIS DENTAL CARE LTD
Contract type name	GDS Contract
Purpose of contract	General
Contract start date	01/04/2006
Contract end date	

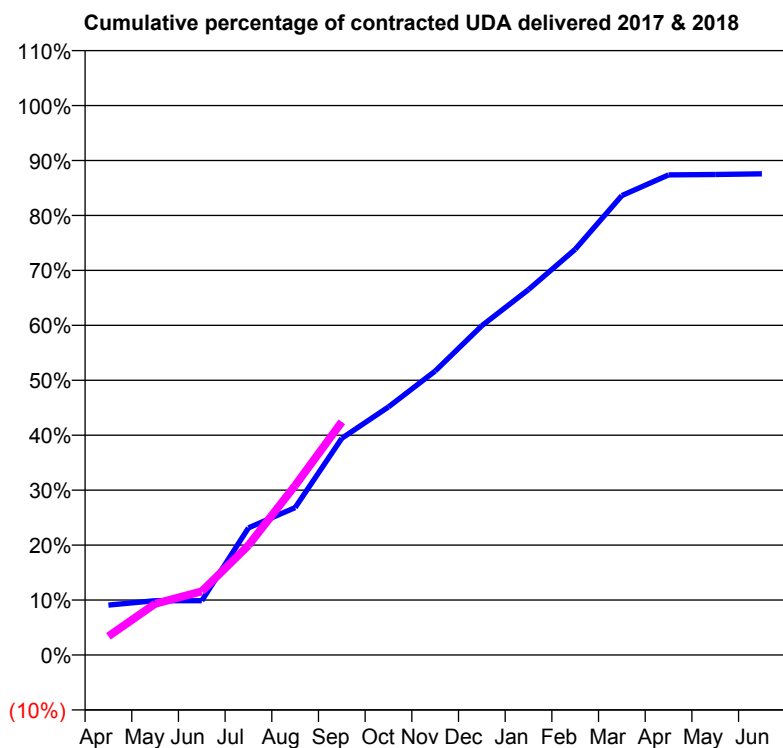
17/18 Contracted general activity (UDA)	3,000
Carry forward general activity (UDA)	0
17/18 Contracted orthodontic activity (UOA)	0
Carry forward orthodontic activity (UOA)	0
Baseline contract value	£73,205.41

ACCESS*

Patients seen in 24 months	Total	Change since previous quarter
Quarter ending September 2016	1,145	
Quarter ending December 2016	1,150	→
Quarter ending March 2017	1,208	↑
Quarter ending June 2017	1,176	↓
Quarter ending September 2017	1,180	→
Variance since September 2016	3.1%	↑



ACTIVITY



Month	Adjusted Scheduled Activity (UDA)	
	2017	2018
April	318	102
May	346	280
June	346	347
July	810	599
August	939	926
September	1,380	1,273
October	1,581	
November	1,808	
December	2,098	
January	2,328	
February	2,584	
March	2,926	
April	3,058	
May	3,061	
June	3,065	

QUALITY

	Quantity	Base Number	Contract	LHB	Wales
% of FP17s for the same patient ID Re-attending within 3 months - Children	32	471	6.8%	7.9%	10.9%
% of FP17s for the same patient ID Re-attending within 3 months - Adults	56	397	14.1%	13.8%	16.2%
% of FP17s for the same patient ID Re-attending between 3 & 9 months - Children	332	471	70.5%	58.9%	58.9%
% of FP17s for the same patient ID Re-attending between 3 & 9 months - Adults	244	397	61.5%	54.1%	55.2%
% of FP17s for Band 1 Urgent Courses	34	802	4.2%	8.5%	9.1%
% of FP17s Relating to Free Repair or Replacements	0	802	0.0%	0.8%	0.8%
% of FP17s Relating to Continuations	1	802	0.1%	0.9%	0.8%
% of Patients satisfied with the dentistry they have received	3	3	N/A	91.3%	92.0%
% of Patients satisfied with the time they had to wait for an appointment	3	3	N/A	87.3%	87.6%

* This is based on patients treated on this contract for their most recent course of treatment. Figures in italics indicate the base number of FP17s or Patient Questionnaire responses are less than 100. N/A is shown where the base number of responses is less than 10 during the period. % is calculated as Quantity/Base number*100

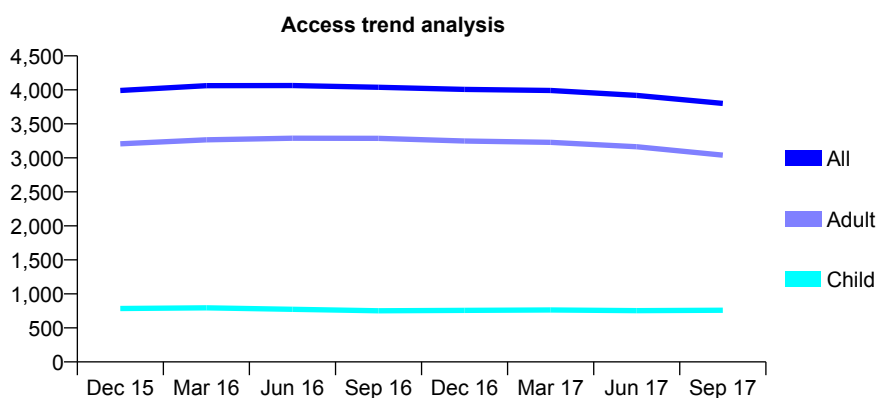
7A1 - Vital Signs At a Glance Contract Report for 101281/0116 - September 2017

Name or company name	OASIS DENTAL CARE LTD
Contract type name	GDS Contract
Purpose of contract	General
Contract start date	01/04/2006
Contract end date	

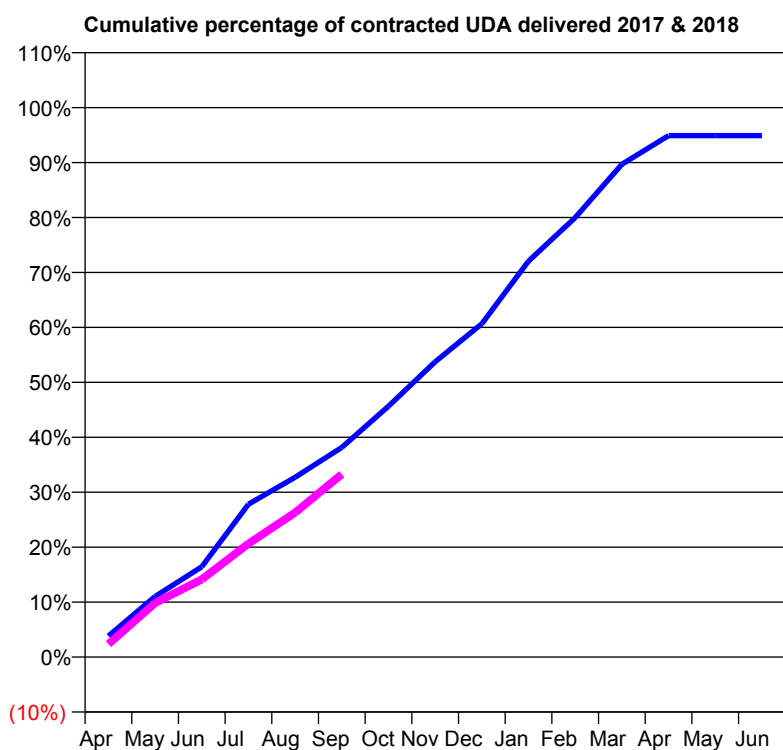
17/18 Contracted general activity (UDA)	15,000
Carry forward general activity (UDA)	0
17/18 Contracted orthodontic activity (UOA)	0
Carry forward orthodontic activity (UOA)	0
Baseline contract value	£358,336.80

ACCESS*

Patients seen in 24 months	Total	Change since previous quarter
Quarter ending September 2016	4,039	
Quarter ending December 2016	4,006	→
Quarter ending March 2017	3,992	→
Quarter ending June 2017	3,918	↓
Quarter ending September 2017	3,800	↓
Variance since September 2016	(5.9%)	↓



ACTIVITY



Month	Adjusted Scheduled Activity (UDA)	
	2017	2018
April	540	354
May	1,545	1,476
June	2,301	2,121
July	3,895	3,097
August	4,580	3,946
September	5,343	4,991
October	6,393	
November	7,523	
December	8,491	
January	10,089	
February	11,195	
March	12,555	
April	13,284	
May	13,287	
June	13,286	

QUALITY

	Quantity	Base Number	Contract	LHB	Wales
% of FP17s for the same patient ID Re-attending within 3 months - Children	34	491	6.9%	7.9%	10.9%
% of FP17s for the same patient ID Re-attending within 3 months - Adults	364	2,079	17.5%	13.8%	16.2%
% of FP17s for the same patient ID Re-attending between 3 & 9 months - Children	262	491	53.4%	58.9%	58.9%
% of FP17s for the same patient ID Re-attending between 3 & 9 months - Adults	1,168	2,079	56.2%	54.1%	55.2%
% of FP17s for Band 1 Urgent Courses	199	2,270	8.8%	8.5%	9.1%
% of FP17s Relating to Free Repair or Replacements	32	2,270	1.4%	0.8%	0.8%
% of FP17s Relating to Continuations	33	2,270	1.5%	0.9%	0.8%
% of Patients satisfied with the dentistry they have received	10	11	90.9%	91.3%	92.0%
% of Patients satisfied with the time they had to wait for an appointment	10	11	90.9%	87.3%	87.6%

* This is based on patients treated on this contract for their most recent course of treatment. Figures in italics indicate the base number of FP17s or Patient Questionnaire responses are less than 100. N/A is shown where the base number of responses is less than 10 during the period. % is calculated as Quantity/Base number*100

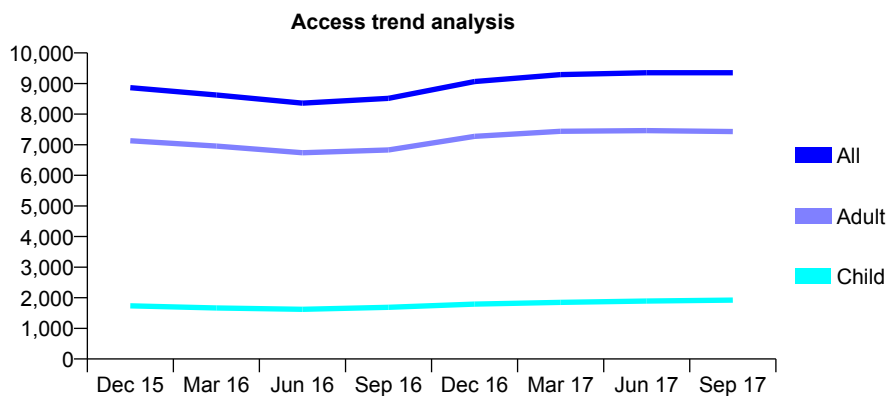
7A1 - Vital Signs At a Glance Contract Report for 101281/0133 - September 2017

Name or company name	OASIS DENTAL CARE LTD
Contract type name	GDS Contract
Purpose of contract	General
Contract start date	01/04/2006
Contract end date	

17/18 Contracted general activity (UDA)	33,740
Carry forward general activity (UDA)	449
17/18 Contracted orthodontic activity (UOA)	0
Carry forward orthodontic activity (UOA)	0
Baseline contract value	£785,619.39

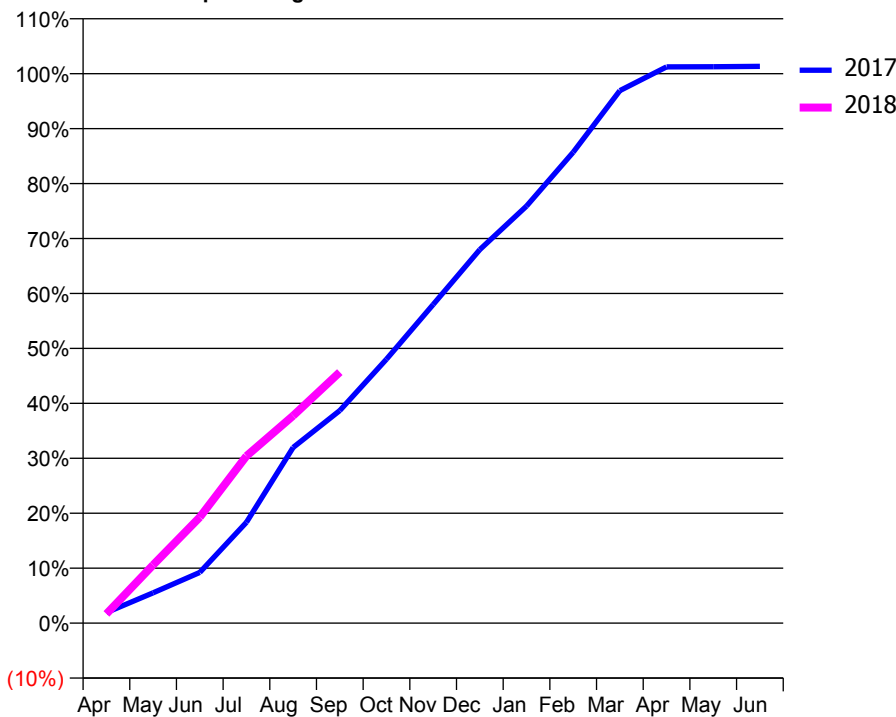
ACCESS*

Patients seen in 24 months	Total	Change since previous quarter
Quarter ending September 2016	8,518	
Quarter ending December 2016	9,067	↑
Quarter ending March 2017	9,290	↑
Quarter ending June 2017	9,353	→
Quarter ending September 2017	9,353	→
Variance since September 2016	9.8%	↑



ACTIVITY

Cumulative percentage of contracted UDA delivered 2017 & 2018



Month	Adjusted Scheduled Activity (UDA)	
	2017	2018
April	652	567
May	1,862	3,572
June	3,114	6,503
July	6,197	10,265
August	10,791	12,734
September	13,052	15,417
October	16,205	
November	19,561	
December	22,941	
January	25,609	
February	28,918	
March	32,701	
April	34,158	
May	34,166	
June	34,189	

QUALITY

	Quantity	Base Number	Contract	LHB	Wales
% of FP17s for the same patient ID Re-attending within 3 months - Children	72	1,338	5.4%	7.9%	10.9%
% of FP17s for the same patient ID Re-attending within 3 months - Adults	681	5,457	12.5%	13.8%	16.2%
% of FP17s for the same patient ID Re-attending between 3 & 9 months - Children	739	1,338	55.2%	58.9%	58.9%
% of FP17s for the same patient ID Re-attending between 3 & 9 months - Adults	3,204	5,457	58.7%	54.1%	55.2%
% of FP17s for Band 1 Urgent Courses	293	6,275	4.7%	8.5%	9.1%
% of FP17s Relating to Free Repair or Replacements	42	6,275	0.7%	0.8%	0.8%
% of FP17s Relating to Continuations	125	6,275	2.0%	0.9%	0.8%
% of Patients satisfied with the dentistry they have received	38	42	90.5%	91.3%	92.0%
% of Patients satisfied with the time they had to wait for an appointment	35	42	83.3%	87.3%	87.6%

* This is based on patients treated on this contract for their most recent course of treatment. Figures in italics indicate the base number of FP17s or Patient Questionnaire responses are less than 100. N/A is shown where the base number of responses is less than 10 during the period. % is calculated as Quantity/Base number*100

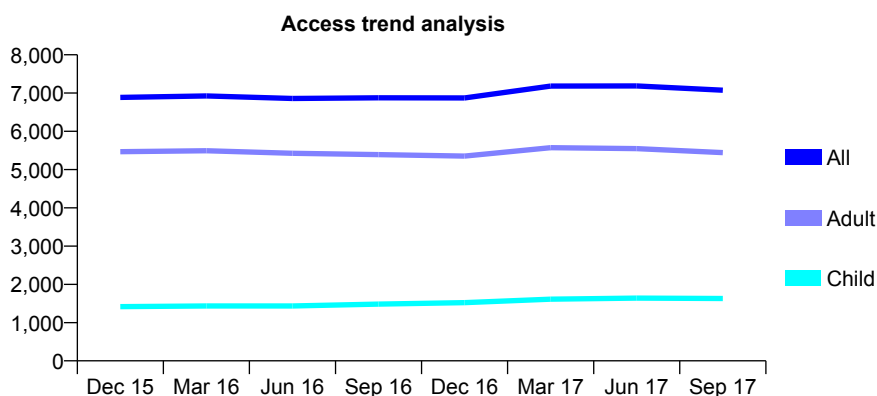
7A1 - Vital Signs At a Glance Contract Report for 101281/0144 - September 2017

Name or company name	OASIS DENTAL CARE LTD
Contract type name	GDS Contract
Purpose of contract	General
Contract start date	01/04/2006
Contract end date	

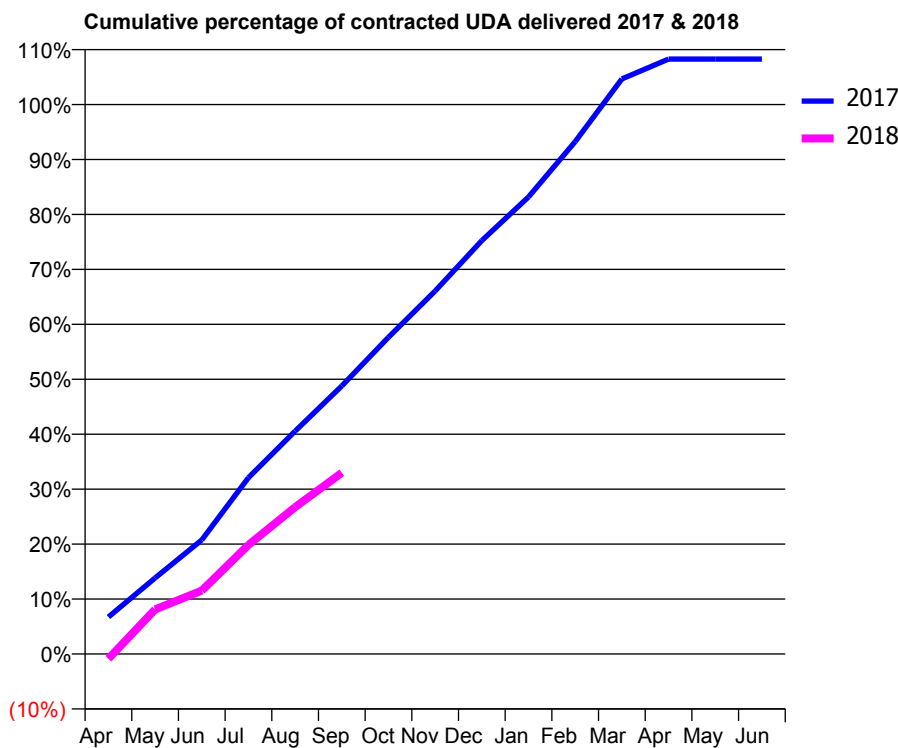
17/18 Contracted general activity (UDA)	24,126
Carry forward general activity (UDA)	1,156
17/18 Contracted orthodontic activity (UOA)	0
Carry forward orthodontic activity (UOA)	0
Baseline contract value	£563,639.18

ACCESS*

Patients seen in 24 months	Total	Change since previous quarter
Quarter ending September 2016	6,875	
Quarter ending December 2016	6,872	→
Quarter ending March 2017	7,183	↑
Quarter ending June 2017	7,187	→
Quarter ending September 2017	7,073	↓
Variance since September 2016	2.9%	↑



ACTIVITY



Month	Adjusted Scheduled Activity (UDA)	
	2017	2018
April	1,559	-215
May	3,201	1,961
June	4,801	2,787
July	7,421	4,792
August	9,377	6,451
September	11,281	7,961
October	13,325	
November	15,271	
December	17,395	
January	19,227	
February	21,557	
March	24,194	
April	25,030	
May	25,028	
June	25,028	

QUALITY

	Quantity	Base Number	Contract	LHB	Wales
% of FP17s for the same patient ID Re-attending within 3 months - Children	85	1,052	8.1%	7.9%	10.9%
% of FP17s for the same patient ID Re-attending within 3 months - Adults	651	3,869	16.8%	13.8%	16.2%
% of FP17s for the same patient ID Re-attending between 3 & 9 months - Children	562	1,052	53.4%	58.9%	58.9%
% of FP17s for the same patient ID Re-attending between 3 & 9 months - Adults	2,372	3,869	61.3%	54.1%	55.2%
% of FP17s for Band 1 Urgent Courses	368	4,583	8.0%	8.5%	9.1%
% of FP17s Relating to Free Repair or Replacements	67	4,583	1.5%	0.8%	0.8%
% of FP17s Relating to Continuations	64	4,583	1.4%	0.9%	0.8%
% of Patients satisfied with the dentistry they have received	26	28	92.9%	91.3%	92.0%
% of Patients satisfied with the time they had to wait for an appointment	27	28	96.4%	87.3%	87.6%

* This is based on patients treated on this contract for their most recent course of treatment. Figures in italics indicate the base number of FP17s or Patient Questionnaire responses are less than 100. N/A is shown where the base number of responses is less than 10 during the period. % is calculated as Quantity/Base number*100

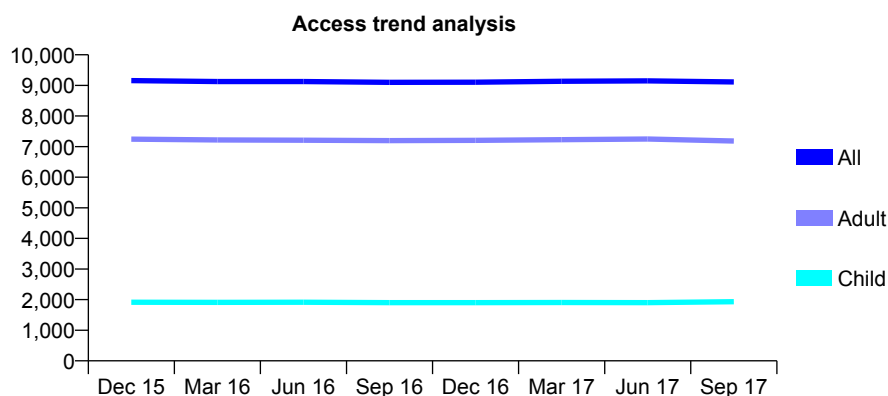
7A1 - Vital Signs At a Glance Contract Report for 101281/0152 - September 2017

Name or company name	OASIS DENTAL CARE LTD
Contract type name	GDS Contract
Purpose of contract	General
Contract start date	01/04/2006
Contract end date	

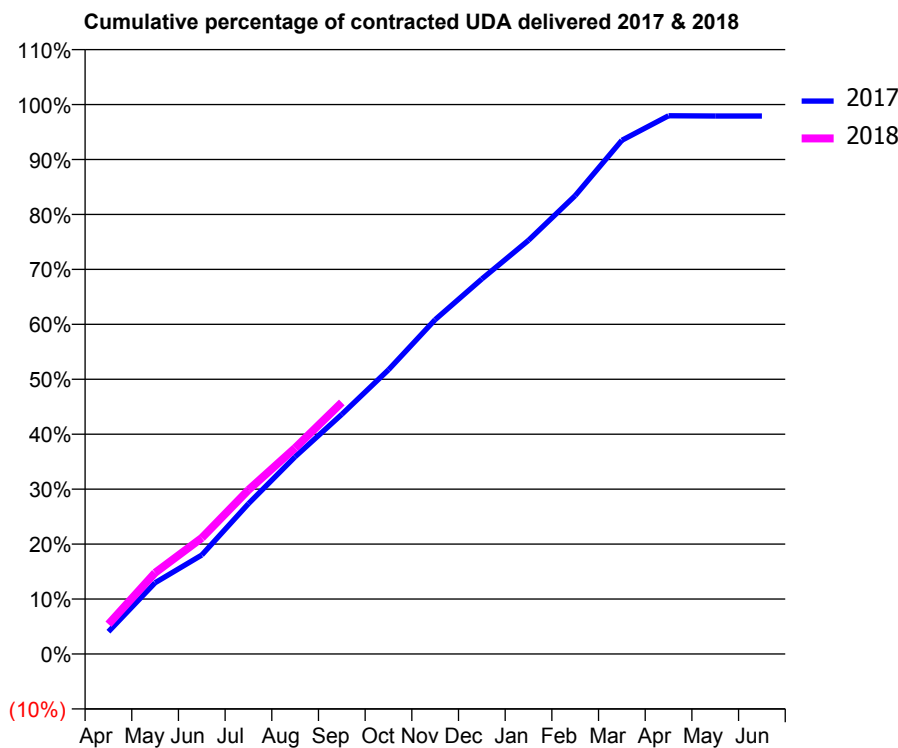
17/18 Contracted general activity (UDA)	25,000
Carry forward general activity (UDA)	-527
17/18 Contracted orthodontic activity (UOA)	0
Carry forward orthodontic activity (UOA)	0
Baseline contract value	£582,245.56

ACCESS*

Patients seen in 24 months	Total	Change since previous quarter
Quarter ending September 2016	9,101	
Quarter ending December 2016	9,104	→
Quarter ending March 2017	9,133	→
Quarter ending June 2017	9,150	→
Quarter ending September 2017	9,112	→
Variance since September 2016	0.1%	→



ACTIVITY



Month	Adjusted Scheduled Activity (UDA)	
	2017	2018
April	1,017	1,355
May	3,240	3,698
June	4,503	5,283
July	6,843	7,467
August	8,977	9,377
September	10,906	11,443
October	12,933	
November	15,210	
December	17,062	
January	18,823	
February	20,856	
March	23,373	
April	24,485	
May	24,473	
June	24,473	

QUALITY

	Quantity	Base Number	Contract	LHB	Wales
% of FP17s for the same patient ID Re-attending within 3 months - Children	94	1,453	6.5%	7.9%	10.9%
% of FP17s for the same patient ID Re-attending within 3 months - Adults	703	5,026	14.0%	13.8%	16.2%
% of FP17s for the same patient ID Re-attending between 3 & 9 months - Children	820	1,453	56.4%	58.9%	58.9%
% of FP17s for the same patient ID Re-attending between 3 & 9 months - Adults	2,342	5,026	46.6%	54.1%	55.2%
% of FP17s for Band 1 Urgent Courses	438	5,946	7.4%	8.5%	9.1%
% of FP17s Relating to Free Repair or Replacements	45	5,946	0.8%	0.8%	0.8%
% of FP17s Relating to Continuations	88	5,946	1.5%	0.9%	0.8%
% of Patients satisfied with the dentistry they have received	34	38	89.5%	91.3%	92.0%
% of Patients satisfied with the time they had to wait for an appointment	33	38	86.8%	87.3%	87.6%

* This is based on patients treated on this contract for their most recent course of treatment. Figures in italics indicate the base number of FP17s or Patient Questionnaire responses are less than 100. N/A is shown where the base number of responses is less than 10 during the period. % is calculated as Quantity/Base number*100

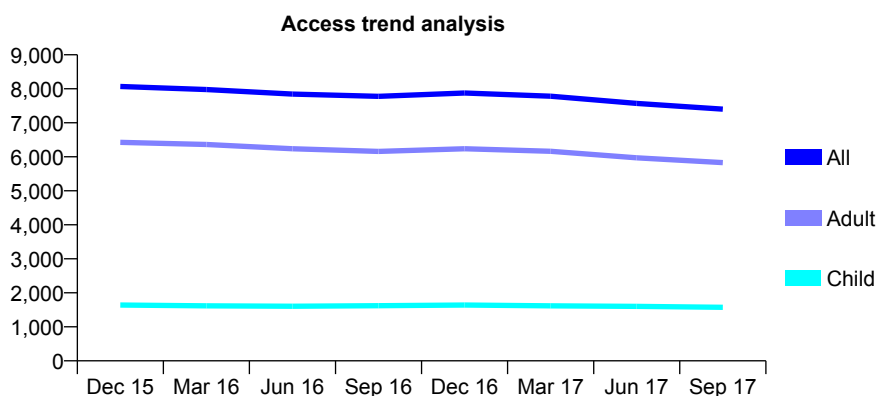
7A1 - Vital Signs At a Glance Contract Report for 101281/0153 - September 2017

Name or company name	OASIS DENTAL CARE LTD
Contract type name	GDS Contract
Purpose of contract	General
Contract start date	01/04/2006
Contract end date	

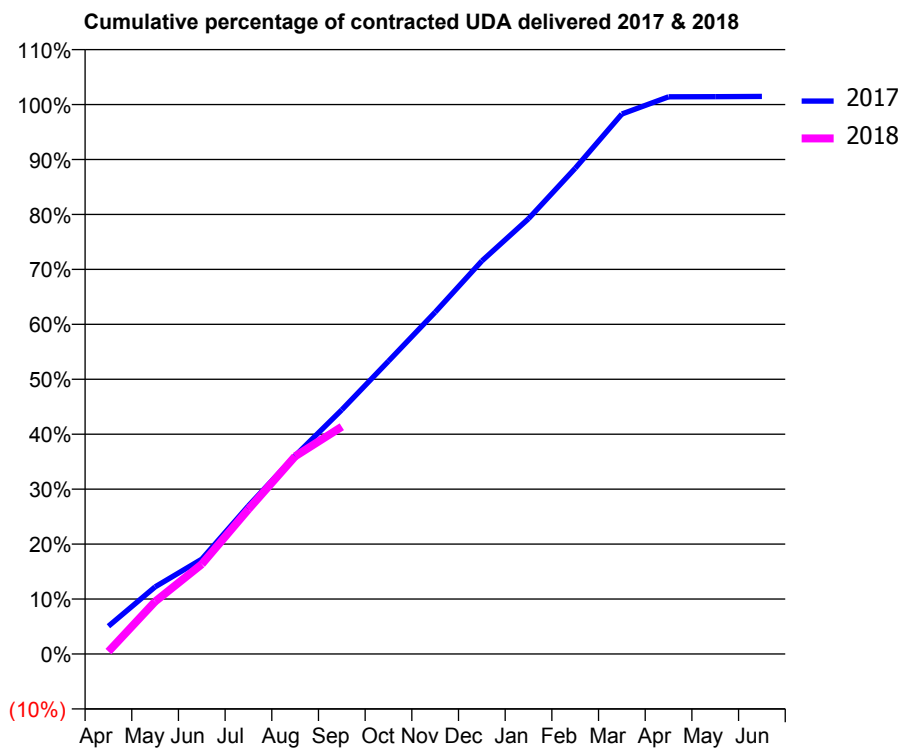
17/18 Contracted general activity (UDA)	27,508
Carry forward general activity (UDA)	390
17/18 Contracted orthodontic activity (UOA)	0
Carry forward orthodontic activity (UOA)	0
Baseline contract value	£642,528.15

ACCESS*

Patients seen in 24 months	Total	Change since previous quarter
Quarter ending September 2016	7,780	
Quarter ending December 2016	7,877	→
Quarter ending March 2017	7,783	↓
Quarter ending June 2017	7,571	↓
Quarter ending September 2017	7,403	↓
Variance since September 2016	(4.8%)	↓



ACTIVITY



Month	Adjusted Scheduled Activity (UDA)	
	2017	2018
April	1,339	121
May	3,236	2,625
June	4,573	4,498
July	7,147	7,244
August	9,557	9,898
September	11,780	11,378
October	14,122	
November	16,488	
December	18,954	
January	20,992	
February	23,421	
March	26,041	
April	26,869	
May	26,878	
June	26,890	

QUALITY

	Quantity	Base Number	Contract	LHB	Wales
% of FP17s for the same patient ID Re-attending within 3 months - Children	64	1,049	6.1%	7.9%	10.9%
% of FP17s for the same patient ID Re-attending within 3 months - Adults	629	4,277	14.7%	13.8%	16.2%
% of FP17s for the same patient ID Re-attending between 3 & 9 months - Children	633	1,049	60.3%	58.9%	58.9%
% of FP17s for the same patient ID Re-attending between 3 & 9 months - Adults	2,702	4,277	63.2%	54.1%	55.2%
% of FP17s for Band 1 Urgent Courses	358	4,959	7.2%	8.5%	9.1%
% of FP17s Relating to Free Repair or Replacements	108	4,959	2.2%	0.8%	0.8%
% of FP17s Relating to Continuations	57	4,959	1.1%	0.9%	0.8%
% of Patients satisfied with the dentistry they have received	19	21	90.5%	91.3%	92.0%
% of Patients satisfied with the time they had to wait for an appointment	17	21	81.0%	87.3%	87.6%

* This is based on patients treated on this contract for their most recent course of treatment. Figures in italics indicate the base number of FP17s or Patient Questionnaire responses are less than 100. N/A is shown where the base number of responses is less than 10 during the period. % is calculated as Quantity/Base number*100

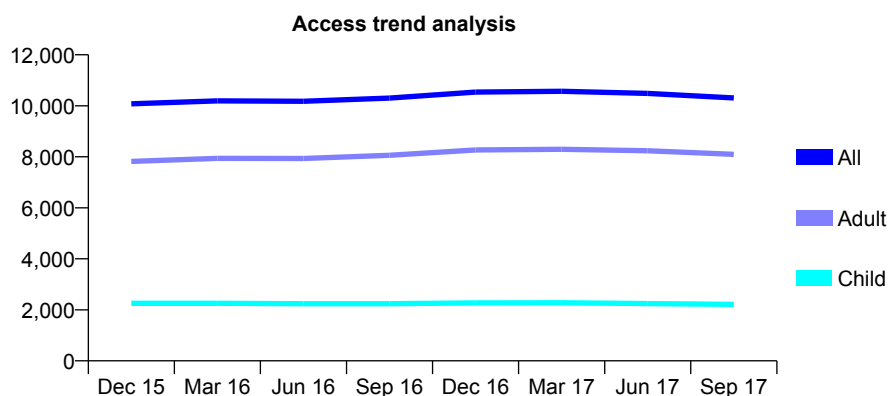
7A1 - Vital Signs At a Glance Contract Report for 101281/0154 - September 2017

Name or company name	OASIS DENTAL CARE LTD
Contract type name	GDS Contract
Purpose of contract	General
Contract start date	01/04/2006
Contract end date	

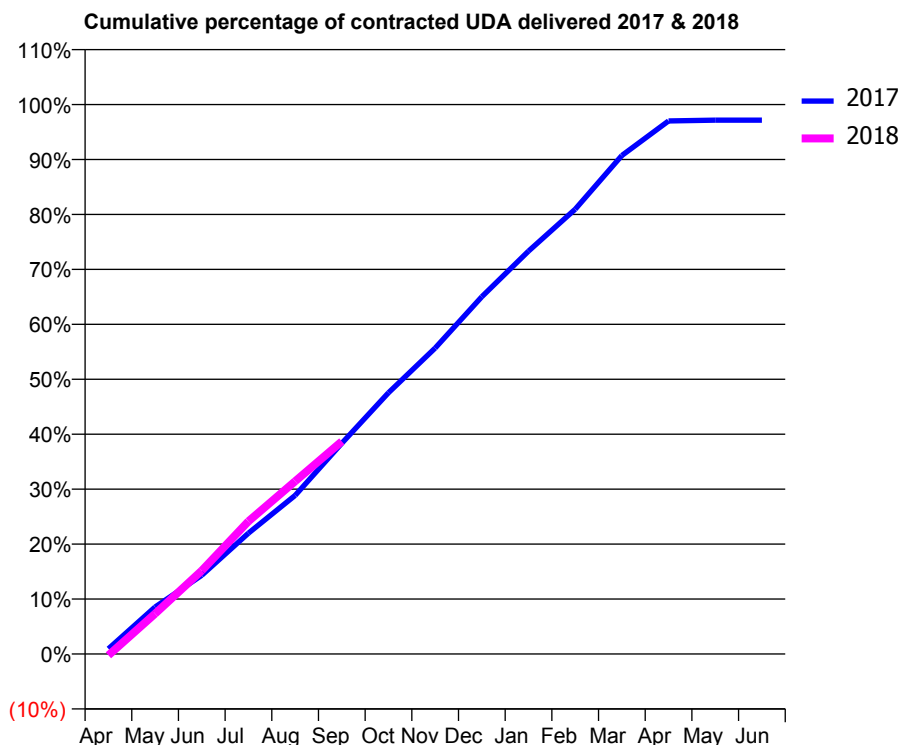
17/18 Contracted general activity (UDA)	35,277
Carry forward general activity (UDA)	1,004
17/18 Contracted orthodontic activity (UOA)	0
Carry forward orthodontic activity (UOA)	0
Baseline contract value	£821,419.31

ACCESS*

Patients seen in 24 months	Total	Change since previous quarter
Quarter ending September 2016	10,301	
Quarter ending December 2016	10,540	↑
Quarter ending March 2017	10,571	→
Quarter ending June 2017	10,484	→
Quarter ending September 2017	10,309	↓
Variance since September 2016	0.1%	→



ACTIVITY



Month	Adjusted Scheduled Activity (UDA)	
	2017	2018
April	342	-87
May	3,019	2,587
June	5,051	5,356
July	7,759	8,521
August	10,183	11,094
September	13,534	13,648
October	16,772	
November	19,643	
December	22,940	
January	25,870	
February	28,552	
March	32,001	
April	34,219	
May	34,270	
June	34,273	

QUALITY

	Quantity	Base Number	Contract	LHB	Wales
% of FP17s for the same patient ID Re-attending within 3 months - Children	120	1,562	7.7%	7.9%	10.9%
% of FP17s for the same patient ID Re-attending within 3 months - Adults	1,190	6,410	18.6%	13.8%	16.2%
% of FP17s for the same patient ID Re-attending between 3 & 9 months - Children	1,004	1,562	64.3%	58.9%	58.9%
% of FP17s for the same patient ID Re-attending between 3 & 9 months - Adults	3,913	6,410	61.0%	54.1%	55.2%
% of FP17s for Band 1 Urgent Courses	776	7,054	11.0%	8.5%	9.1%
% of FP17s Relating to Free Repair or Replacements	87	7,054	1.2%	0.8%	0.8%
% of FP17s Relating to Continuations	133	7,054	1.9%	0.9%	0.8%
% of Patients satisfied with the dentistry they have received	39	43	90.7%	91.3%	92.0%
% of Patients satisfied with the time they had to wait for an appointment	34	43	79.1%	87.3%	87.6%

* This is based on patients treated on this contract for their most recent course of treatment. Figures in italics indicate the base number of FP17s or Patient Questionnaire responses are less than 100. N/A is shown where the base number of responses is less than 10 during the period. % is calculated as Quantity/Base number*100

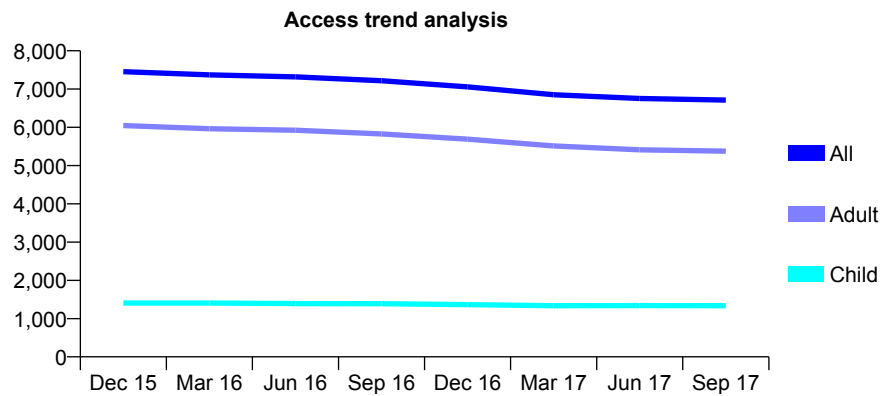
7A1 - Vital Signs At a Glance Contract Report for 101281/0156 - September 2017

Name or company name	OASIS DENTAL CARE LTD
Contract type name	GDS Contract
Purpose of contract	General
Contract start date	01/04/2006
Contract end date	

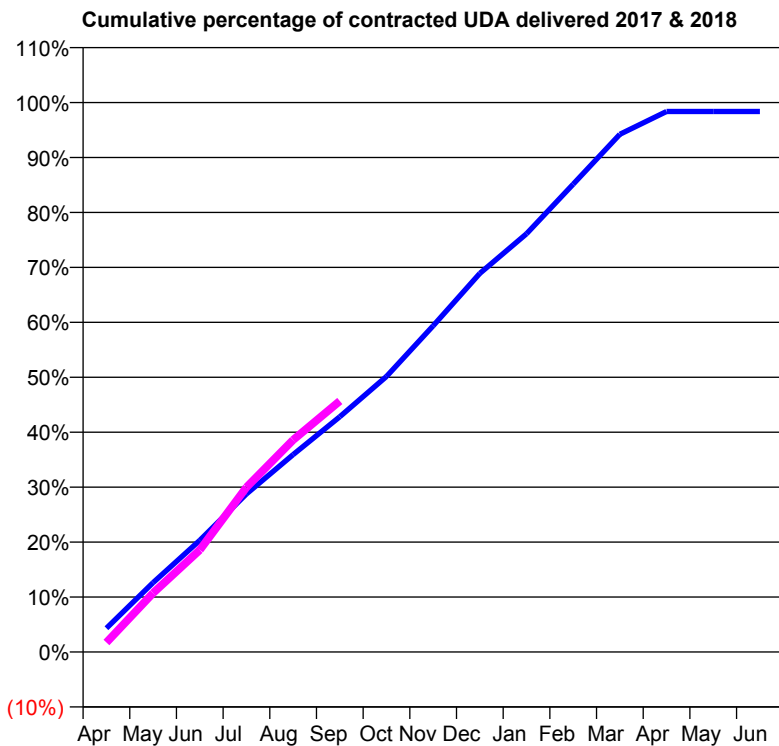
17/18 Contracted general activity (UDA)	25,000
Carry forward general activity (UDA)	407
17/18 Contracted orthodontic activity (UOA)	0
Carry forward orthodontic activity (UOA)	0
Baseline contract value	£597,228.00

ACCESS*

Patients seen in 24 months	Total	Change since previous quarter
Quarter ending September 2016	7,216	
Quarter ending December 2016	7,058	↓
Quarter ending March 2017	6,850	↓
Quarter ending June 2017	6,753	↓
Quarter ending September 2017	6,713	→
Variance since September 2016	(7.0%)	↓



ACTIVITY



Month	Adjusted Scheduled Activity (UDA)	
	2017	2018
April	1,083	436
May	3,159	2,683
June	5,082	4,643
July	7,191	7,496
August	8,981	9,646
September	10,703	11,421
October	12,539	
November	14,842	
December	17,224	
January	19,027	
February	21,288	
March	23,555	
April	24,593	
May	24,593	
June	24,593	

QUALITY

	Quantity	Base Number	Contract	LHB	Wales
% of FP17s for the same patient ID Re-attending within 3 months - Children	69	1,136	6.1%	7.9%	10.9%
% of FP17s for the same patient ID Re-attending within 3 months - Adults	983	5,195	18.9%	13.8%	16.2%
% of FP17s for the same patient ID Re-attending between 3 & 9 months - Children	766	1,136	67.4%	58.9%	58.9%
% of FP17s for the same patient ID Re-attending between 3 & 9 months - Adults	3,470	5,195	66.8%	54.1%	55.2%
% of FP17s for Band 1 Urgent Courses	531	6,040	8.8%	8.5%	9.1%
% of FP17s Relating to Free Repair or Replacements	71	6,040	1.2%	0.8%	0.8%
% of FP17s Relating to Continuations	88	6,040	1.5%	0.9%	0.8%
% of Patients satisfied with the dentistry they have received	32	33	97.0%	91.3%	92.0%
% of Patients satisfied with the time they had to wait for an appointment	30	33	90.9%	87.3%	87.6%

* This is based on patients treated on this contract for their most recent course of treatment. Figures in italics indicate the base number of FP17s or Patient Questionnaire responses are less than 100. N/A is shown where the base number of responses is less than 10 during the period. % is calculated as Quantity/Base number*100

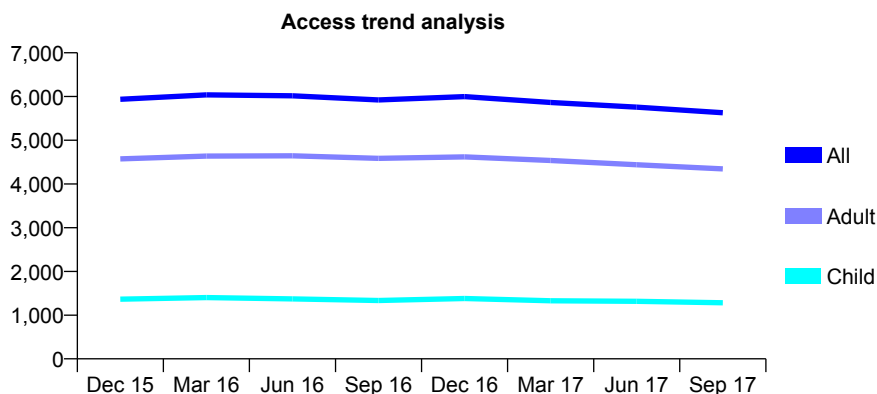
7A1 - Vital Signs At a Glance Contract Report for 101281/0157 - September 2017

Name or company name	OASIS DENTAL CARE LTD
Contract type name	GDS Contract
Purpose of contract	General
Contract start date	01/05/2006
Contract end date	

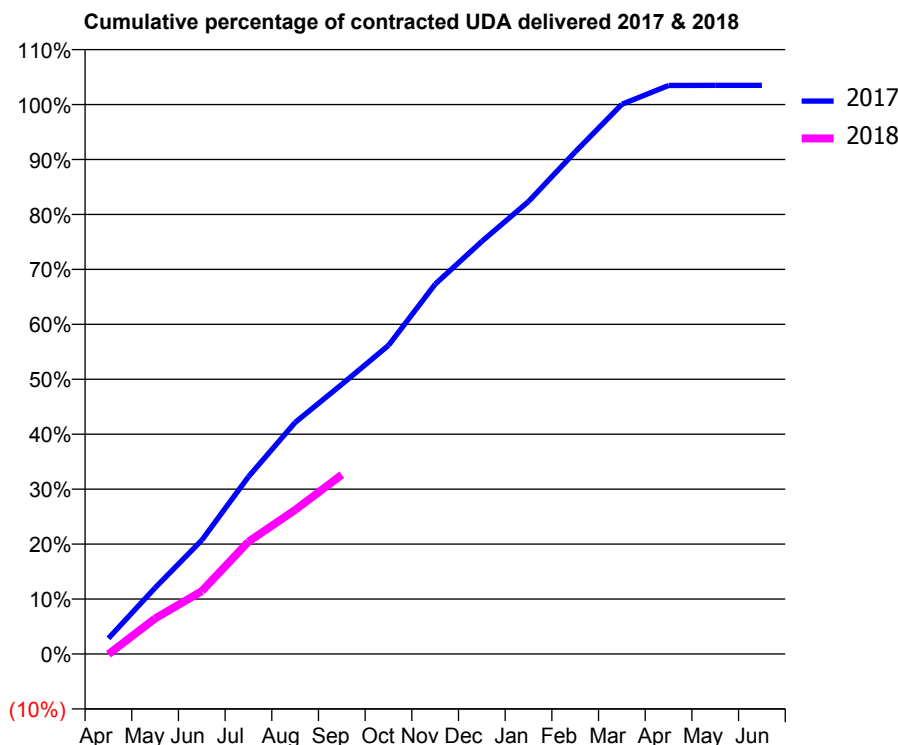
17/18 Contracted general activity (UDA)	20,000
Carry forward general activity (UDA)	662
17/18 Contracted orthodontic activity (UOA)	0
Carry forward orthodontic activity (UOA)	0
Baseline contract value	£477,782.40

ACCESS*

Patients seen in 24 months	Total	Change since previous quarter
Quarter ending September 2016	5,921	
Quarter ending December 2016	5,998	→
Quarter ending March 2017	5,865	↓
Quarter ending June 2017	5,756	↓
Quarter ending September 2017	5,628	↓
Variance since September 2016	(4.9%)	↓



ACTIVITY



Month	Adjusted Scheduled Activity (UDA)	
	2017	2018
April	540	-11
May	2,288	1,291
June	3,934	2,287
July	6,131	4,090
August	8,004	5,244
September	9,323	6,527
October	10,671	
November	12,790	
December	14,267	
January	15,646	
February	17,361	
March	19,010	
April	19,657	
May	19,662	
June	19,662	

QUALITY

	Quantity	Base Number	Contract	LHB	Wales
% of FP17s for the same patient ID Re-attending within 3 months - Children	48	838	5.7%	7.9%	10.9%
% of FP17s for the same patient ID Re-attending within 3 months - Adults	358	2,522	14.2%	13.8%	16.2%
% of FP17s for the same patient ID Re-attending between 3 & 9 months - Children	483	838	57.6%	58.9%	58.9%
% of FP17s for the same patient ID Re-attending between 3 & 9 months - Adults	1,141	2,522	45.2%	54.1%	55.2%
% of FP17s for Band 1 Urgent Courses	86	3,095	2.8%	8.5%	9.1%
% of FP17s Relating to Free Repair or Replacements	12	3,095	0.4%	0.8%	0.8%
% of FP17s Relating to Continuations	101	3,095	3.3%	0.9%	0.8%
% of Patients satisfied with the dentistry they have received	20	21	95.2%	91.3%	92.0%
% of Patients satisfied with the time they had to wait for an appointment	18	21	85.7%	87.3%	87.6%

* This is based on patients treated on this contract for their most recent course of treatment. Figures in italics indicate the base number of FP17s or Patient Questionnaire responses are less than 100. N/A is shown where the base number of responses is less than 10 during the period. % is calculated as Quantity/Base number*100

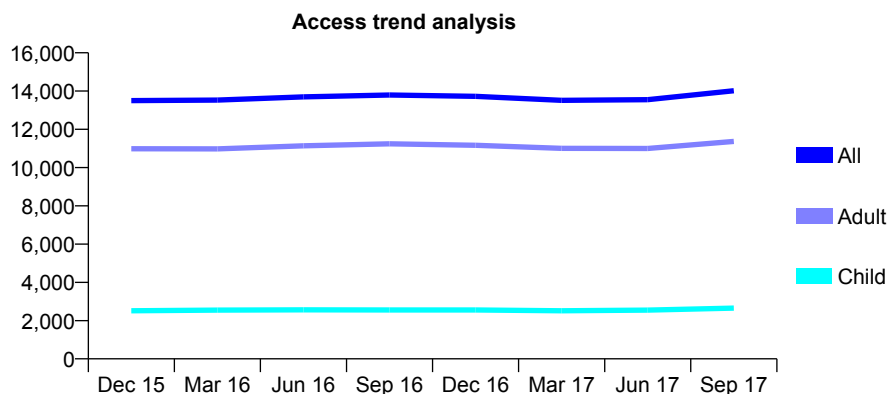
7A1 - Vital Signs At a Glance Contract Report for 101338/0037 - September 2017

Name or company name	Whitecross Dental Care Limited
Contract type name	GDS Contract
Purpose of contract	General
Contract start date	01/04/2006
Contract end date	

17/18 Contracted general activity (UDA)	48,695
Carry forward general activity (UDA)	0
17/18 Contracted orthodontic activity (UOA)	0
Carry forward orthodontic activity (UOA)	0
Baseline contract value	£1,343,050.55

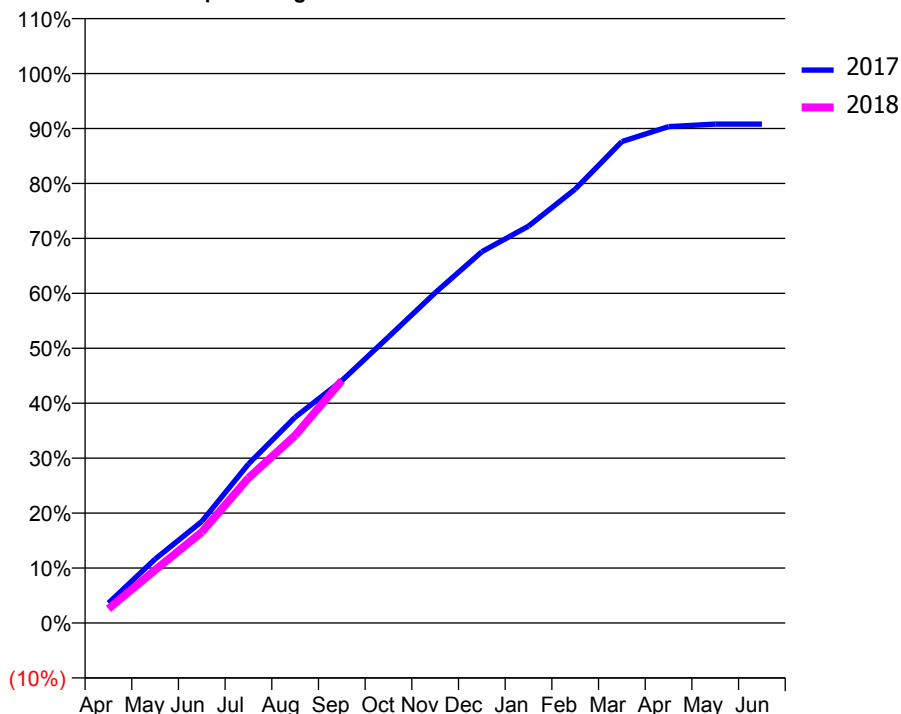
ACCESS*

Patients seen in 24 months	Total	Change since previous quarter
Quarter ending September 2016	13,792	
Quarter ending December 2016	13,725	→
Quarter ending March 2017	13,517	↓
Quarter ending June 2017	13,549	→
Quarter ending September 2017	14,018	↑
Variance since September 2016	1.6%	→



ACTIVITY

Cumulative percentage of contracted UDA delivered 2017 & 2018



Month	Adjusted Scheduled Activity (UDA)	
	2017	2018
April	1,786	1,257
May	5,747	4,697
June	9,121	8,051
July	14,280	12,855
August	18,493	16,618
September	21,766	21,483
October	25,703	
November	29,662	
December	33,355	
January	35,659	
February	38,976	
March	43,246	
April	44,595	
May	44,813	
June	44,816	

QUALITY

	Quantity	Base Number	Contract	LHB	Wales
% of FP17s for the same patient ID Re-attending within 3 months - Children	45	1,807	2.5%	7.9%	10.9%
% of FP17s for the same patient ID Re-attending within 3 months - Adults	686	8,142	8.4%	13.8%	16.2%
% of FP17s for the same patient ID Re-attending between 3 & 9 months - Children	958	1,807	53.0%	58.9%	58.9%
% of FP17s for the same patient ID Re-attending between 3 & 9 months - Adults	4,783	8,142	58.7%	54.1%	55.2%
% of FP17s for Band 1 Urgent Courses	360	9,347	3.9%	8.5%	9.1%
% of FP17s Relating to Free Repair or Replacements	102	9,347	1.1%	0.8%	0.8%
% of FP17s Relating to Continuations	48	9,347	0.5%	0.9%	0.8%
% of Patients satisfied with the dentistry they have received	78	85	91.8%	91.3%	92.0%
% of Patients satisfied with the time they had to wait for an appointment	76	85	89.4%	87.3%	87.6%

* This is based on patients treated on this contract for their most recent course of treatment. Figures in italics indicate the base number of FP17s or Patient Questionnaire responses are less than 100. N/A is shown where the base number of responses is less than 10 during the period. % is calculated as Quantity/Base number*100

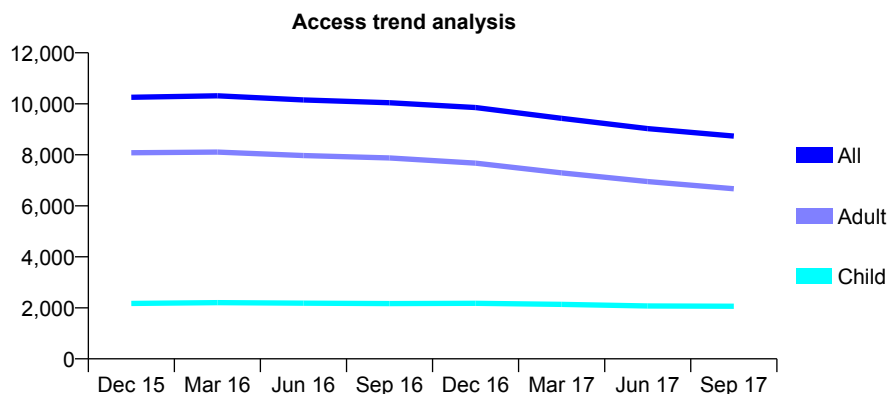
7A1 - Vital Signs At a Glance Contract Report for 101338/0041 - September 2017

Name or company name	Whitecross Dental Care Limited
Contract type name	GDS Contract
Purpose of contract	General
Contract start date	01/04/2006
Contract end date	

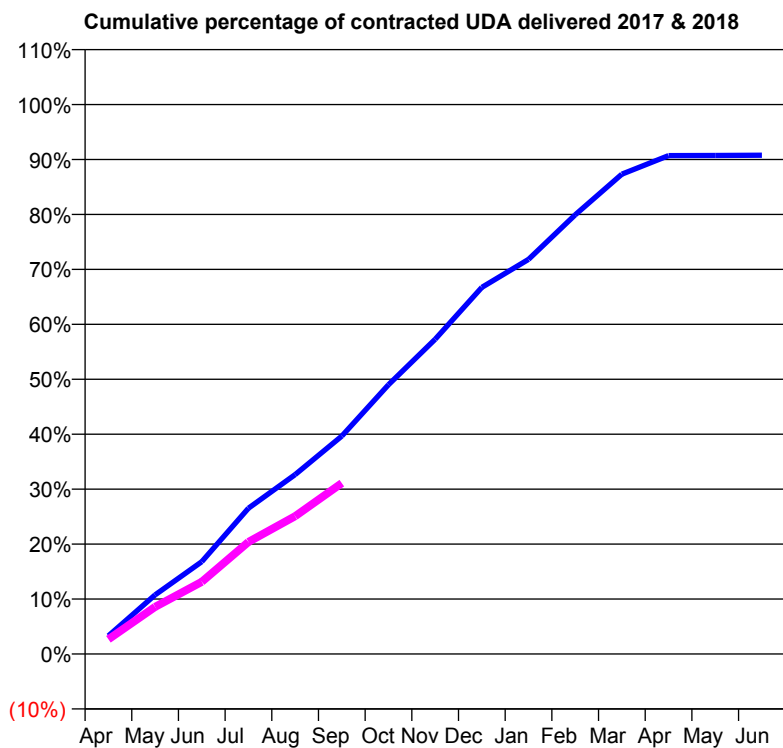
17/18 Contracted general activity (UDA)	31,000
Carry forward general activity (UDA)	0
17/18 Contracted orthodontic activity (UOA)	0
Carry forward orthodontic activity (UOA)	0
Baseline contract value	£742,056.11

ACCESS*

Patients seen in 24 months	Total	Change since previous quarter
Quarter ending September 2016	10,043	
Quarter ending December 2016	9,851	↓
Quarter ending March 2017	9,428	↓
Quarter ending June 2017	9,029	↓
Quarter ending September 2017	8,733	↓
Variance since September 2016	(13.0%)	↓



ACTIVITY



Month	Adjusted Scheduled Activity (UDA)	
	2017	2018
April	983	835
May	3,188	2,660
June	4,975	4,074
July	7,858	6,325
August	9,665	7,776
September	11,743	9,642
October	14,505	
November	16,959	
December	19,747	
January	21,259	
February	23,657	
March	25,850	
April	26,850	
May	26,855	
June	26,865	

QUALITY

	Quantity	Base Number	Contract	LHB	Wales
% of FP17s for the same patient ID Re-attending within 3 months - Children	73	1,262	5.8%	7.9%	10.9%
% of FP17s for the same patient ID Re-attending within 3 months - Adults	419	3,837	10.9%	13.8%	16.2%
% of FP17s for the same patient ID Re-attending between 3 & 9 months - Children	708	1,262	56.1%	58.9%	58.9%
% of FP17s for the same patient ID Re-attending between 3 & 9 months - Adults	2,078	3,837	54.2%	54.1%	55.2%
% of FP17s for Band 1 Urgent Courses	283	4,698	6.0%	8.5%	9.1%
% of FP17s Relating to Free Repair or Replacements	34	4,698	0.7%	0.8%	0.8%
% of FP17s Relating to Continuations	54	4,698	1.1%	0.9%	0.8%
% of Patients satisfied with the dentistry they have received	24	28	85.7%	91.3%	92.0%
% of Patients satisfied with the time they had to wait for an appointment	26	28	92.9%	87.3%	87.6%

* This is based on patients treated on this contract for their most recent course of treatment. Figures in italics indicate the base number of FP17s or Patient Questionnaire responses are less than 100. N/A is shown where the base number of responses is less than 10 during the period. % is calculated as Quantity/Base number*100

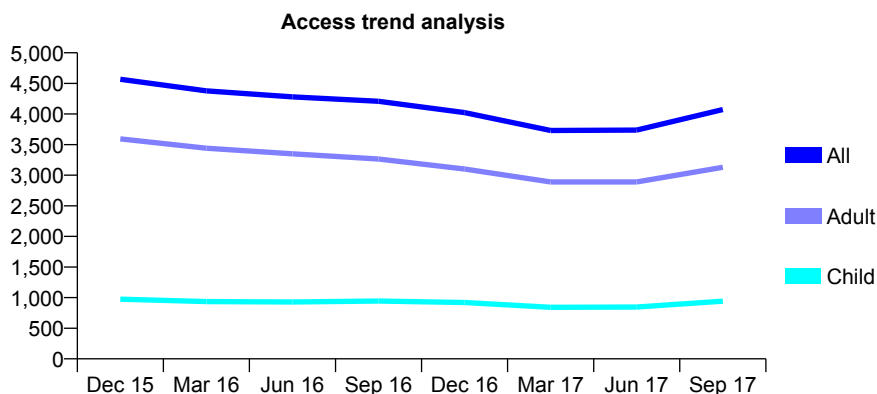
7A1 - Vital Signs At a Glance Contract Report for 101338/0146 - September 2017

Name or company name	Whitecross Dental Care Limited
Contract type name	GDS Contract
Purpose of contract	General
Contract start date	01/02/2013
Contract end date	

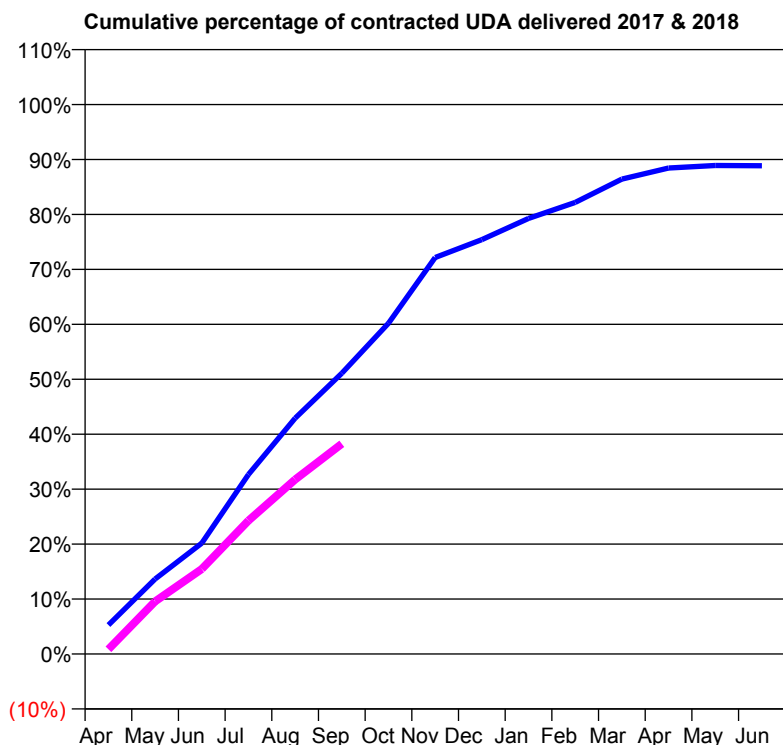
17/18 Contracted general activity (UDA)	15,000
Carry forward general activity (UDA)	0
17/18 Contracted orthodontic activity (UOA)	0
Carry forward orthodontic activity (UOA)	0
Baseline contract value	£377,315.05

ACCESS*

Patients seen in 24 months	Total	Change since previous quarter
Quarter ending September 2016	4,209	
Quarter ending December 2016	4,022	↓
Quarter ending March 2017	3,731	↓
Quarter ending June 2017	3,738	→
Quarter ending September 2017	4,073	↑
Variance since September 2016	(3.2%)	↓



ACTIVITY



Month	Adjusted Scheduled Activity (UDA)	
	2017	2018
April	632	128
May	1,638	1,435
June	2,421	2,322
July	3,920	3,641
August	5,151	4,763
September	6,131	5,740
October	7,223	
November	8,658	
December	9,049	
January	9,512	
February	9,861	
March	10,370	
April	10,612	
May	10,669	
June	10,661	

QUALITY

	Quantity	Base Number	Contract	LHB	Wales
% of FP17s for the same patient ID Re-attending within 3 months - Children	21	678	3.1%	7.9%	10.9%
% of FP17s for the same patient ID Re-attending within 3 months - Adults	205	2,163	9.5%	13.8%	16.2%
% of FP17s for the same patient ID Re-attending between 3 & 9 months - Children	234	678	34.5%	58.9%	58.9%
% of FP17s for the same patient ID Re-attending between 3 & 9 months - Adults	779	2,163	36.0%	54.1%	55.2%
% of FP17s for Band 1 Urgent Courses	149	2,757	5.4%	8.5%	9.1%
% of FP17s Relating to Free Repair or Replacements	2	2,757	0.1%	0.8%	0.8%
% of FP17s Relating to Continuations	11	2,757	0.4%	0.9%	0.8%
% of Patients satisfied with the dentistry they have received	28	34	82.4%	91.3%	92.0%
% of Patients satisfied with the time they had to wait for an appointment	25	34	73.5%	87.3%	87.6%

* This is based on patients treated on this contract for their most recent course of treatment. Figures in italics indicate the base number of FP17s or Patient Questionnaire responses are less than 100. N/A is shown where the base number of responses is less than 10 during the period. % is calculated as Quantity/Base number*100

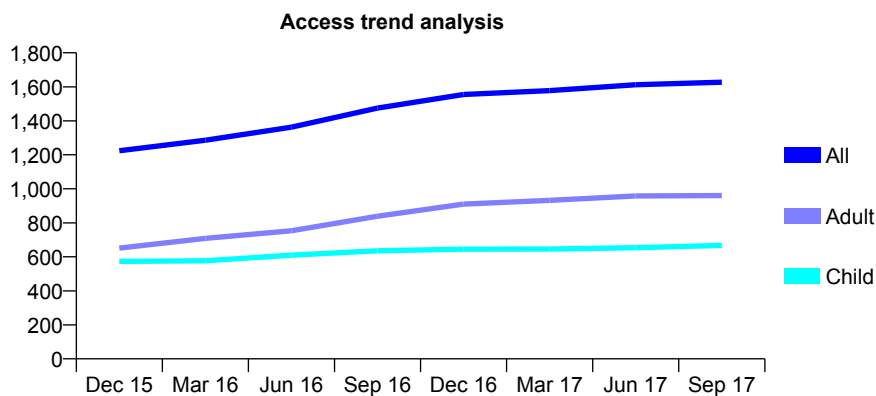
7A1 - Vital Signs At a Glance Contract Report for 102865/0001 - September 2017

Name or company name	C Hancock & DI Jones
Contract type name	GDS Contract
Purpose of contract	General
Contract start date	01/07/2013
Contract end date	

17/18 Contracted general activity (UDA)	3,350
Carry forward general activity (UDA)	-83
17/18 Contracted orthodontic activity (UOA)	0
Carry forward orthodontic activity (UOA)	0
Baseline contract value	£79,841.63

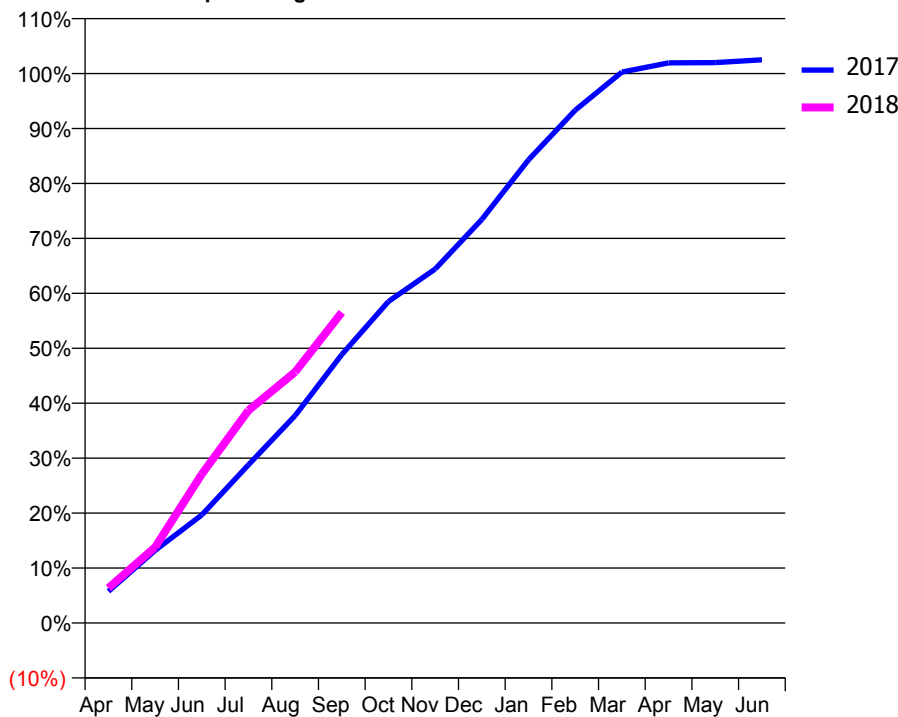
ACCESS*

Patients seen in 24 months	Total	Change since previous quarter
Quarter ending September 2016	1,475	
Quarter ending December 2016	1,555	↑
Quarter ending March 2017	1,578	→
Quarter ending June 2017	1,612	↑
Quarter ending September 2017	1,627	→
Variance since September 2016	10.3%	↑



ACTIVITY

Cumulative percentage of contracted UDA delivered 2017 & 2018



Month	Adjusted Scheduled Activity (UDA)	
	2017	2018
April	193	213
May	443	462
June	659	908
July	964	1,296
August	1,264	1,530
September	1,637	1,894
October	1,961	
November	2,158	
December	2,460	
January	2,824	
February	3,126	
March	3,359	
April	3,415	
May	3,417	
June	3,433	

QUALITY

	Quantity	Base Number	Contract	LHB	Wales
% of FP17s for the same patient ID Re-attending within 3 months - Children	40	582	6.9%	7.9%	10.9%
% of FP17s for the same patient ID Re-attending within 3 months - Adults	50	608	8.2%	13.8%	16.2%
% of FP17s for the same patient ID Re-attending between 3 & 9 months - Children	367	582	63.1%	58.9%	58.9%
% of FP17s for the same patient ID Re-attending between 3 & 9 months - Adults	303	608	49.8%	54.1%	55.2%
% of FP17s for Band 1 Urgent Courses	78	1,150	6.8%	8.5%	9.1%
% of FP17s Relating to Free Repair or Replacements	0	1,150	0.0%	0.8%	0.8%
% of FP17s Relating to Continuations	7	1,150	0.6%	0.9%	0.8%
% of Patients satisfied with the dentistry they have received	2	2	N/A	91.3%	92.0%
% of Patients satisfied with the time they had to wait for an appointment	2	2	N/A	87.3%	87.6%

* This is based on patients treated on this contract for their most recent course of treatment. Figures in italics indicate the base number of FP17s or Patient Questionnaire responses are less than 100. N/A is shown where the base number of responses is less than 10 during the period. % is calculated as Quantity/Base number*100

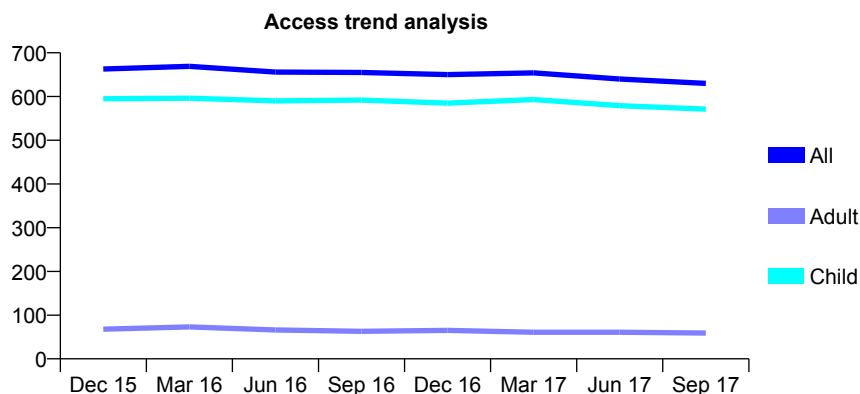
7A1 - Vital Signs At a Glance Contract Report for 107301/0001 - September 2017

Name or company name	Randell & Quail
Contract type name	GDS Contract
Purpose of contract	General
Contract start date	02/04/2006
Contract end date	

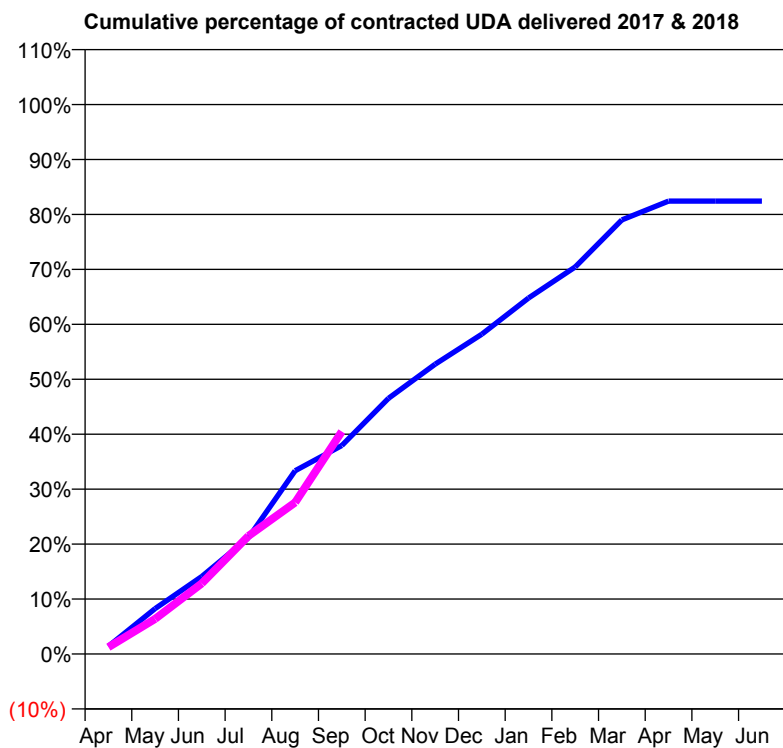
17/18 Contracted general activity (UDA)	1,610
Carry forward general activity (UDA)	0
17/18 Contracted orthodontic activity (UOA)	0
Carry forward orthodontic activity (UOA)	0
Baseline contract value	£36,916.11

ACCESS*

Patients seen in 24 months	Total	Change since previous quarter
Quarter ending September 2016	655	
Quarter ending December 2016	650	→
Quarter ending March 2017	654	→
Quarter ending June 2017	640	↓
Quarter ending September 2017	630	↓
Variance since September 2016	(3.8%)	↓



ACTIVITY



Month	Adjusted Scheduled Activity (UDA)	
	2017	2018
April	23	20
May	133	103
June	227	207
July	341	346
August	537	444
September	611	652
October	749	
November	849	
December	937	
January	1,043	
February	1,134	
March	1,272	
April	1,327	
May	1,327	
June	1,327	

QUALITY

	Quantity	Base Number	Contract	LHB	Wales
% of FP17s for the same patient ID Re-attending within 3 months - Children	54	472	11.4%	7.9%	10.9%
% of FP17s for the same patient ID Re-attending within 3 months - Adults	3	21	14.3%	13.8%	16.2%
% of FP17s for the same patient ID Re-attending between 3 & 9 months - Children	292	472	61.9%	58.9%	58.9%
% of FP17s for the same patient ID Re-attending between 3 & 9 months - Adults	11	21	52.4%	54.1%	55.2%
% of FP17s for Band 1 Urgent Courses	0	467	0.0%	8.5%	9.1%
% of FP17s Relating to Free Repair or Replacements	0	467	0.0%	0.8%	0.8%
% of FP17s Relating to Continuations	0	467	0.0%	0.9%	0.8%
% of Patients satisfied with the dentistry they have received	4	4	N/A	91.3%	92.0%
% of Patients satisfied with the time they had to wait for an appointment	4	4	N/A	87.3%	87.6%

* This is based on patients treated on this contract for their most recent course of treatment. Figures in italics indicate the base number of FP17s or Patient Questionnaire responses are less than 100. N/A is shown where the base number of responses is less than 10 during the period. % is calculated as Quantity/Base number*100

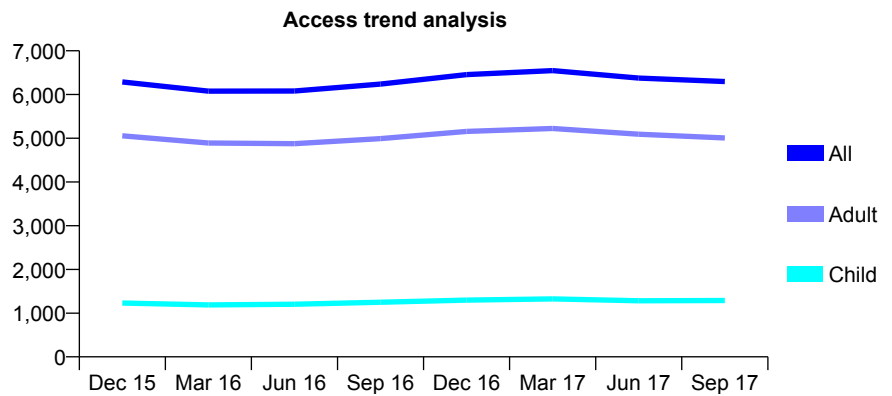
7A1 - Vital Signs At a Glance Contract Report for 112488/0002 - September 2017

Name or company name	Integrated Dental Holdings
Contract type name	GDS Contract
Purpose of contract	General
Contract start date	10/05/2007
Contract end date	

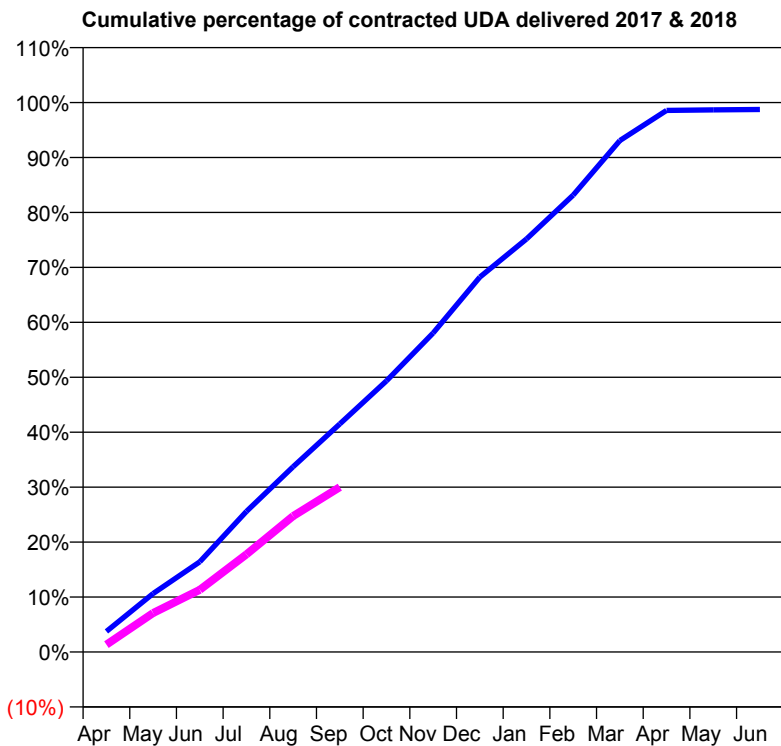
17/18 Contracted general activity (UDA)	20,250
Carry forward general activity (UDA)	258
17/18 Contracted orthodontic activity (UOA)	0
Carry forward orthodontic activity (UOA)	0
Baseline contract value	£471,511.35

ACCESS*

Patients seen in 24 months	Total	Change since previous quarter
Quarter ending September 2016	6,239	
Quarter ending December 2016	6,455	↑
Quarter ending March 2017	6,548	→
Quarter ending June 2017	6,375	↓
Quarter ending September 2017	6,296	↓
Variance since September 2016	0.9%	→



ACTIVITY



Month	Adjusted Scheduled Activity (UDA)	
	2017	2018
April	758	272
May	2,154	1,437
June	3,323	2,290
July	5,182	3,602
August	6,827	5,009
September	8,404	6,074
October	9,992	
November	11,758	
December	13,814	
January	15,220	
February	16,838	
March	18,846	
April	19,956	
May	19,980	
June	19,992	

QUALITY

	Quantity	Base Number	Contract	LHB	Wales
% of FP17s for the same patient ID Re-attending within 3 months - Children	29	756	3.8%	7.9%	10.9%
% of FP17s for the same patient ID Re-attending within 3 months - Adults	287	3,021	9.5%	13.8%	16.2%
% of FP17s for the same patient ID Re-attending between 3 & 9 months - Children	455	756	60.2%	58.9%	58.9%
% of FP17s for the same patient ID Re-attending between 3 & 9 months - Adults	1,643	3,021	54.4%	54.1%	55.2%
% of FP17s for Band 1 Urgent Courses	155	3,328	4.7%	8.5%	9.1%
% of FP17s Relating to Free Repair or Replacements	16	3,328	0.5%	0.8%	0.8%
% of FP17s Relating to Continuations	57	3,328	1.7%	0.9%	0.8%
% of Patients satisfied with the dentistry they have received	31	32	96.9%	91.3%	92.0%
% of Patients satisfied with the time they had to wait for an appointment	29	32	90.6%	87.3%	87.6%

* This is based on patients treated on this contract for their most recent course of treatment. Figures in italics indicate the base number of FP17s or Patient Questionnaire responses are less than 100. N/A is shown where the base number of responses is less than 10 during the period. % is calculated as Quantity/Base number*100

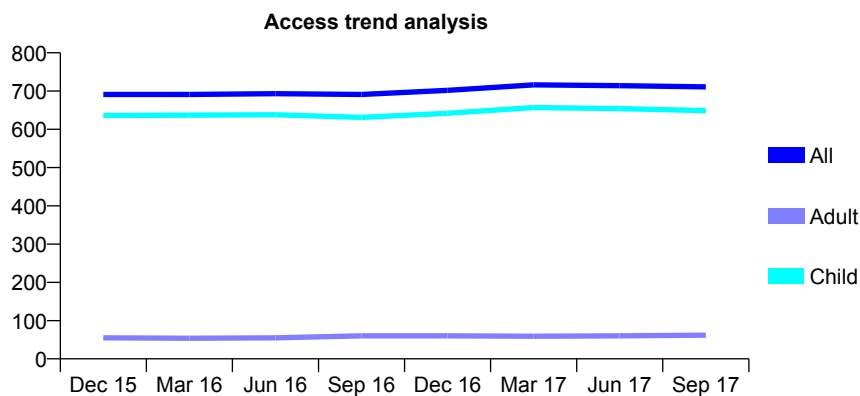
7A1 - Vital Signs At a Glance Contract Report for 114219/0001 - September 2017

Name or company name	Mr J Brandon
Contract type name	GDS Contract
Purpose of contract	General
Contract start date	18/01/2013
Contract end date	

17/18 Contracted general activity (UDA)	1,220
Carry forward general activity (UDA)	19
17/18 Contracted orthodontic activity (UOA)	0
Carry forward orthodontic activity (UOA)	0
Baseline contract value	£28,729.76

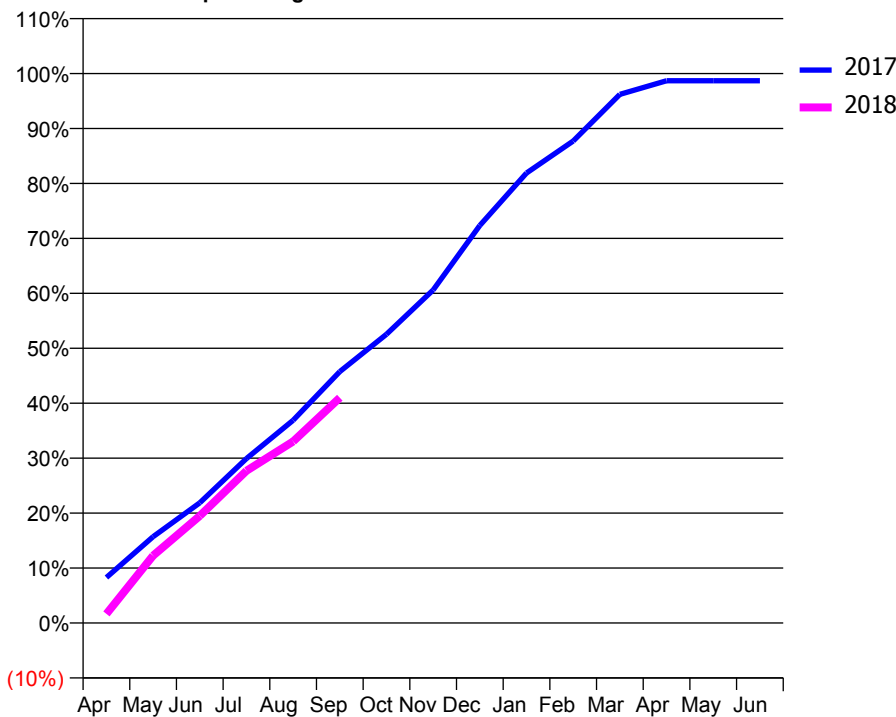
ACCESS*

Patients seen in 24 months	Total	Change since previous quarter
Quarter ending September 2016	691	
Quarter ending December 2016	702	→
Quarter ending March 2017	716	→
Quarter ending June 2017	714	→
Quarter ending September 2017	711	→
Variance since September 2016	2.9%	↑



ACTIVITY

Cumulative percentage of contracted UDA delivered 2017 & 2018



Adjusted Scheduled Activity (UDA)

Month	2017	2018
April	101	20
May	192	150
June	267	238
July	365	338
August	450	403
September	558	500
October	641	
November	739	
December	883	
January	999	
February	1,070	
March	1,174	
April	1,204	
May	1,204	
June	1,204	

QUALITY

	Quantity	Base Number	Contract	LHB	Wales
% of FP17s for the same patient ID Re-attending within 3 months - Children	15	393	3.8%	7.9%	10.9%
% of FP17s for the same patient ID Re-attending within 3 months - Adults	0	2	0.0%	13.8%	16.2%
% of FP17s for the same patient ID Re-attending between 3 & 9 months - Children	225	393	57.3%	58.9%	58.9%
% of FP17s for the same patient ID Re-attending between 3 & 9 months - Adults	1	2	50.0%	54.1%	55.2%
% of FP17s for Band 1 Urgent Courses	6	375	1.6%	8.5%	9.1%
% of FP17s Relating to Free Repair or Replacements	0	375	0.0%	0.8%	0.8%
% of FP17s Relating to Continuations	3	375	0.8%	0.9%	0.8%
% of Patients satisfied with the dentistry they have received	0	0	N/A	91.3%	92.0%
% of Patients satisfied with the time they had to wait for an appointment	0	0	N/A	87.3%	87.6%

* This is based on patients treated on this contract for their most recent course of treatment. Figures in italics indicate the base number of FP17s or Patient Questionnaire responses are less than 100. N/A is shown where the base number of responses is less than 10 during the period. % is calculated as Quantity/Base number*100

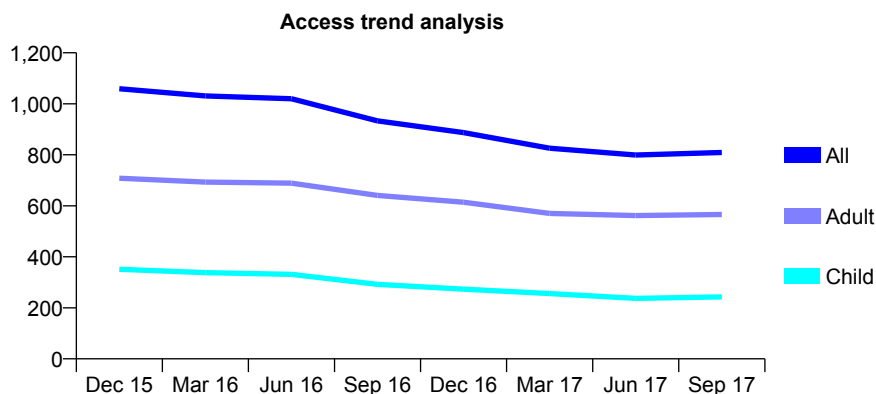
7A1 - Vital Signs At a Glance Contract Report for 114626/0001 - September 2017

Name or company name	The Fern Avenue Limited Partnership
Contract type name	GDS Contract
Purpose of contract	General
Contract start date	01/08/2014
Contract end date	

17/18 Contracted general activity (UDA)	1,900
Carry forward general activity (UDA)	79
17/18 Contracted orthodontic activity (UOA)	0
Carry forward orthodontic activity (UOA)	0
Baseline contract value	£46,011.26

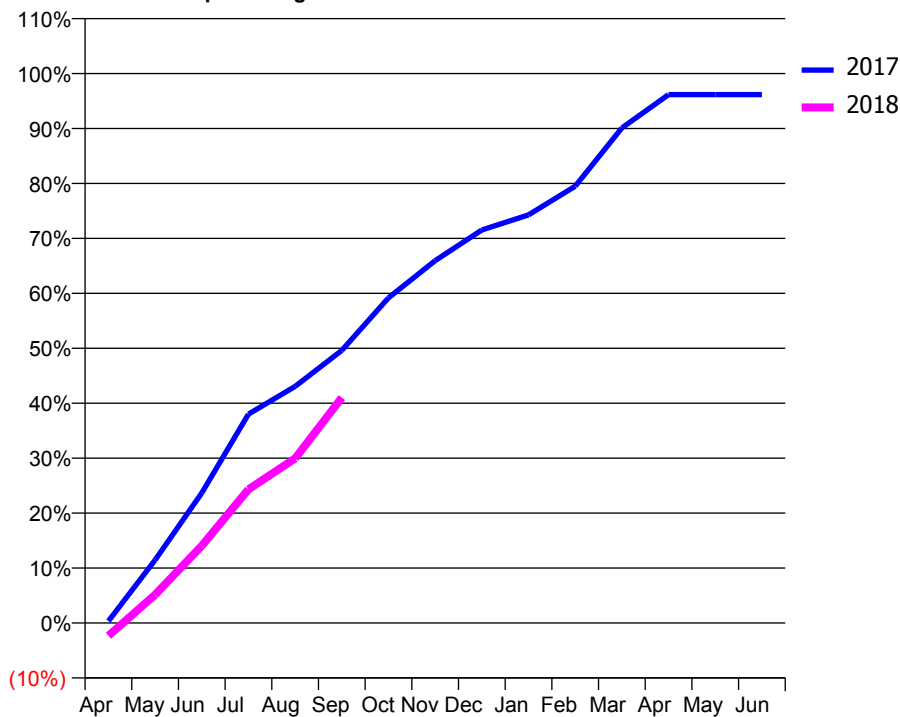
ACCESS*

Patients seen in 24 months	Total	Change since previous quarter
Quarter ending September 2016	933	
Quarter ending December 2016	887	↓
Quarter ending March 2017	826	↓
Quarter ending June 2017	799	↓
Quarter ending September 2017	809	→
Variance since September 2016	(13.3%)	↓



ACTIVITY

Cumulative percentage of contracted UDA delivered 2017 & 2018



Month	Adjusted Scheduled Activity (UDA)	
	2017	2018
April	7	-45
May	235	98
June	485	267
July	779	462
August	882	569
September	1,016	780
October	1,213	
November	1,351	
December	1,466	
January	1,522	
February	1,629	
March	1,846	
April	1,970	
May	1,970	
June	1,970	

QUALITY

	Quantity	Base Number	Contract	LHB	Wales
% of FP17s for the same patient ID Re-attending within 3 months - Children	6	139	4.3%	7.9%	10.9%
% of FP17s for the same patient ID Re-attending within 3 months - Adults	29	358	8.1%	13.8%	16.2%
% of FP17s for the same patient ID Re-attending between 3 & 9 months - Children	52	139	37.4%	58.9%	58.9%
% of FP17s for the same patient ID Re-attending between 3 & 9 months - Adults	91	358	25.4%	54.1%	55.2%
% of FP17s for Band 1 Urgent Courses	28	435	6.4%	8.5%	9.1%
% of FP17s Relating to Free Repair or Replacements	1	435	0.2%	0.8%	0.8%
% of FP17s Relating to Continuations	4	435	0.9%	0.9%	0.8%
% of Patients satisfied with the dentistry they have received	4	4	N/A	91.3%	92.0%
% of Patients satisfied with the time they had to wait for an appointment	3	4	N/A	87.3%	87.6%

* This is based on patients treated on this contract for their most recent course of treatment. Figures in italics indicate the base number of FP17s or Patient Questionnaire responses are less than 100. N/A is shown where the base number of responses is less than 10 during the period. % is calculated as Quantity/Base number*100

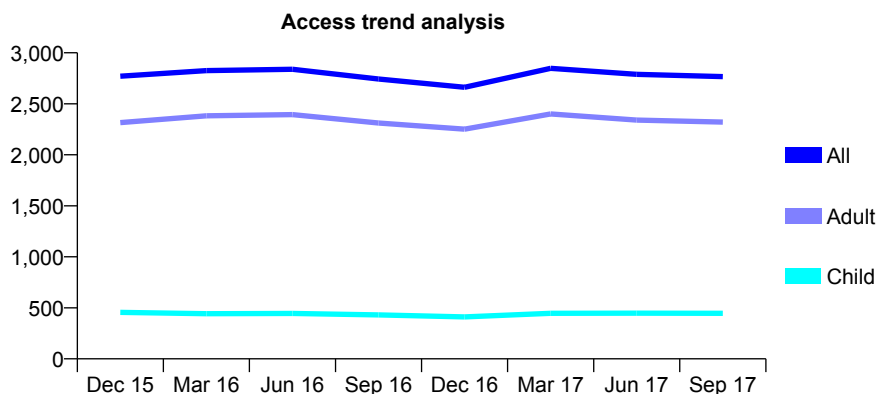
7A1 - Vital Signs At a Glance Contract Report for 123595/0001 - September 2017

Name or company name	Dr M Ramzan
Contract type name	GDS Contract
Purpose of contract	General
Contract start date	01/04/2008
Contract end date	

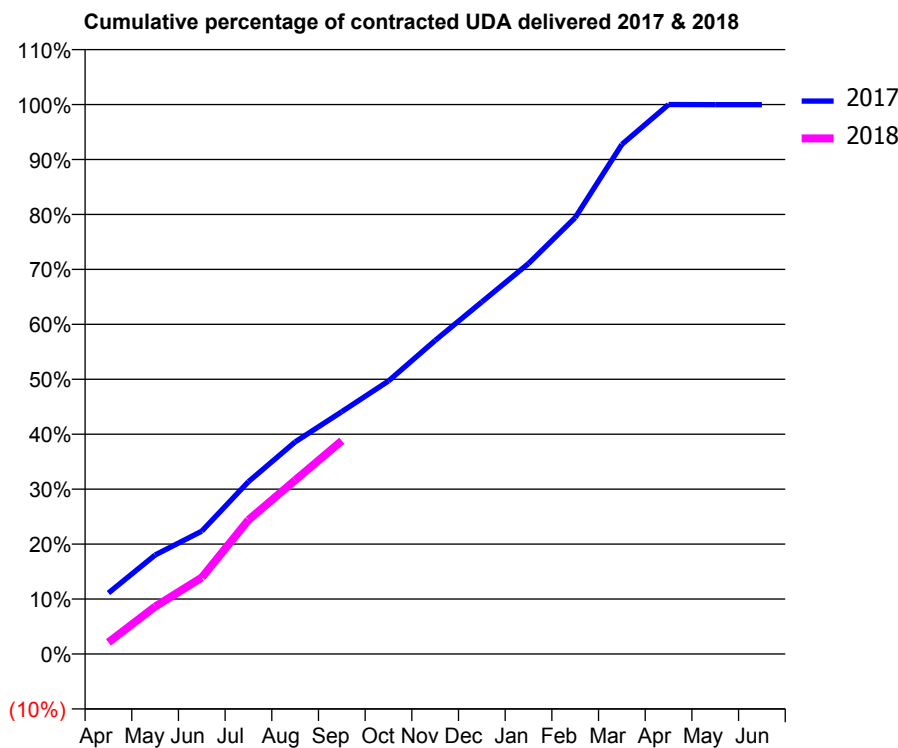
17/18 Contracted general activity (UDA)	9,500
Carry forward general activity (UDA)	4
17/18 Contracted orthodontic activity (UOA)	0
Carry forward orthodontic activity (UOA)	0
Baseline contract value	£281,543.53

ACCESS*

Patients seen in 24 months	Total	Change since previous quarter
Quarter ending September 2016	2,743	
Quarter ending December 2016	2,662	↓
Quarter ending March 2017	2,848	↑
Quarter ending June 2017	2,789	↓
Quarter ending September 2017	2,767	→
Variance since September 2016	0.9%	→



ACTIVITY



Month	Adjusted Scheduled Activity (UDA)	
	2017	2018
April	1,055	202
May	1,712	821
June	2,125	1,323
July	2,980	2,318
August	3,666	3,006
September	4,190	3,687
October	4,720	
November	5,422	
December	6,087	
January	6,752	
February	7,545	
March	8,809	
April	9,500	
May	9,496	
June	9,496	

QUALITY

	Quantity	Base Number	Contract	LHB	Wales
% of FP17s for the same patient ID Re-attending within 3 months - Children	3	299	1.0%	7.9%	10.9%
% of FP17s for the same patient ID Re-attending within 3 months - Adults	44	1,283	3.4%	13.8%	16.2%
% of FP17s for the same patient ID Re-attending between 3 & 9 months - Children	172	299	57.5%	58.9%	58.9%
% of FP17s for the same patient ID Re-attending between 3 & 9 months - Adults	760	1,283	59.2%	54.1%	55.2%
% of FP17s for Band 1 Urgent Courses	13	1,426	0.9%	8.5%	9.1%
% of FP17s Relating to Free Repair or Replacements	18	1,426	1.3%	0.8%	0.8%
% of FP17s Relating to Continuations	0	1,426	0.0%	0.9%	0.8%
% of Patients satisfied with the dentistry they have received	20	21	95.2%	91.3%	92.0%
% of Patients satisfied with the time they had to wait for an appointment	20	21	95.2%	87.3%	87.6%

* This is based on patients treated on this contract for their most recent course of treatment. Figures in italics indicate the base number of FP17s or Patient Questionnaire responses are less than 100. N/A is shown where the base number of responses is less than 10 during the period. % is calculated as Quantity/Base number*100

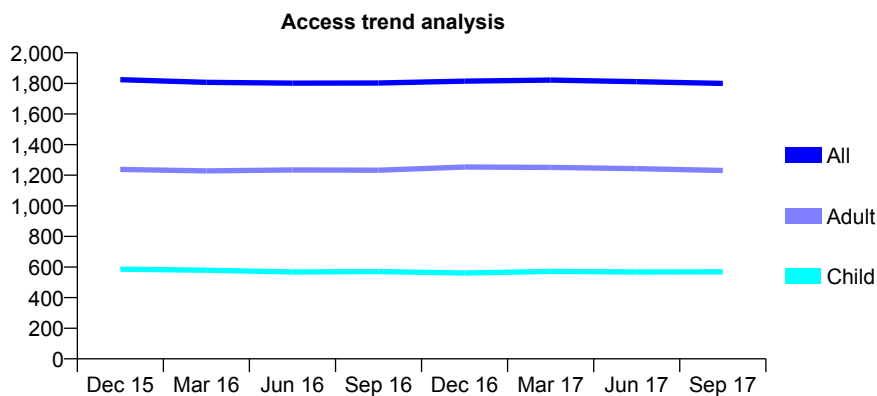
7A1 - Vital Signs At a Glance Contract Report for 127701/0001 - September 2017

Name or company name	Mr Iolo Jones & Associates
Contract type name	GDS Contract
Purpose of contract	General
Contract start date	01/01/2012
Contract end date	

17/18 Contracted general activity (UDA)	5,371
Carry forward general activity (UDA)	0
17/18 Contracted orthodontic activity (UOA)	0
Carry forward orthodontic activity (UOA)	0
Baseline contract value	£129,356.57

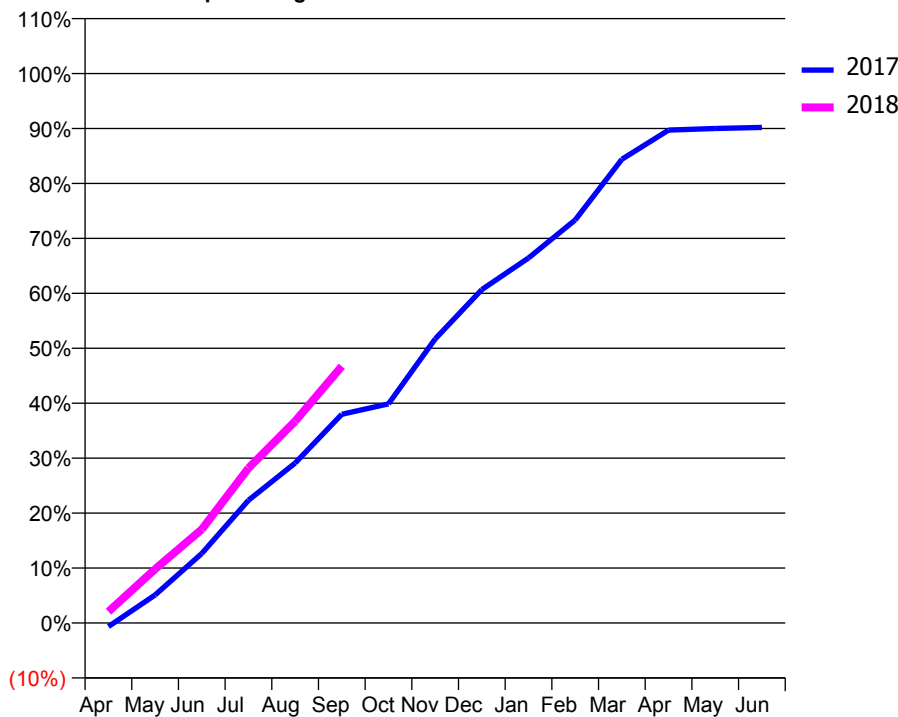
ACCESS*

Patients seen in 24 months	Total	Change since previous quarter
Quarter ending September 2016	1,803	
Quarter ending December 2016	1,815	→
Quarter ending March 2017	1,822	→
Quarter ending June 2017	1,811	→
Quarter ending September 2017	1,800	→
Variance since September 2016	(0.2%)	→



ACTIVITY

Cumulative percentage of contracted UDA delivered 2017 & 2018



Month	Adjusted Scheduled Activity (UDA)	
	2017	2018
April	-39	111
May	293	527
June	727	915
July	1,282	1,514
August	1,671	1,973
September	2,180	2,509
October	2,289	
November	2,968	
December	3,483	
January	3,813	
February	4,210	
March	4,843	
April	5,149	
May	5,166	
June	5,176	

QUALITY

	Quantity	Base Number	Contract	LHB	Wales
% of FP17s for the same patient ID Re-attending within 3 months - Children	28	509	5.5%	7.9%	10.9%
% of FP17s for the same patient ID Re-attending within 3 months - Adults	150	1,048	14.3%	13.8%	16.2%
% of FP17s for the same patient ID Re-attending between 3 & 9 months - Children	357	509	70.1%	58.9%	58.9%
% of FP17s for the same patient ID Re-attending between 3 & 9 months - Adults	699	1,048	66.7%	54.1%	55.2%
% of FP17s for Band 1 Urgent Courses	67	1,391	4.8%	8.5%	9.1%
% of FP17s Relating to Free Repair or Replacements	7	1,391	0.5%	0.8%	0.8%
% of FP17s Relating to Continuations	12	1,391	0.9%	0.9%	0.8%
% of Patients satisfied with the dentistry they have received	5	5	N/A	91.3%	92.0%
% of Patients satisfied with the time they had to wait for an appointment	5	5	N/A	87.3%	87.6%

* This is based on patients treated on this contract for their most recent course of treatment. Figures in italics indicate the base number of FP17s or Patient Questionnaire responses are less than 100. N/A is shown where the base number of responses is less than 10 during the period. % is calculated as Quantity/Base number*100

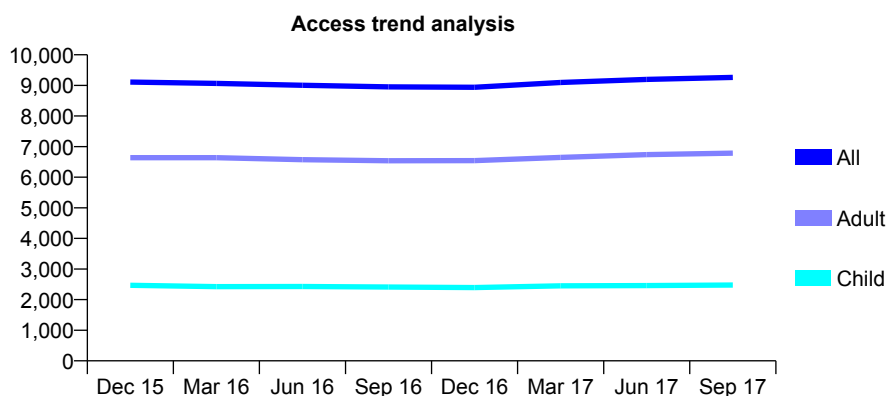
7A1 - Vital Signs At a Glance Contract Report for 130206/0002 - September 2017

Name or company name	Dant Y Coed Dental Practice Ltd
Contract type name	GDS Contract
Purpose of contract	General
Contract start date	01/08/2013
Contract end date	

17/18 Contracted general activity (UDA)	29,641
Carry forward general activity (UDA)	-772
17/18 Contracted orthodontic activity (UOA)	0
Carry forward orthodontic activity (UOA)	0
Baseline contract value	£688,087.84

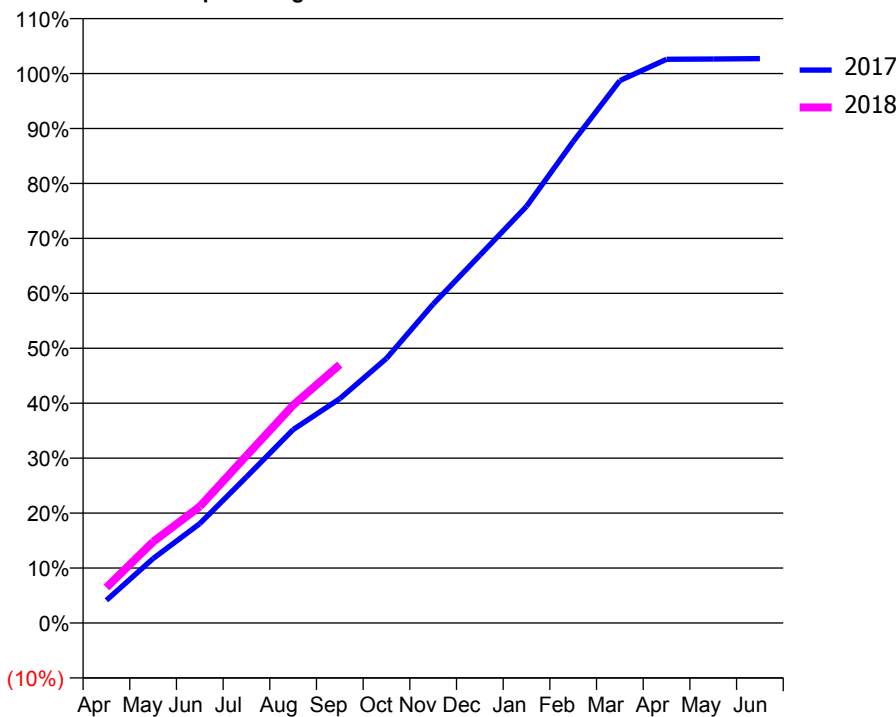
ACCESS*

Patients seen in 24 months	Total	Change since previous quarter
Quarter ending September 2016	8,951	
Quarter ending December 2016	8,939	→
Quarter ending March 2017	9,098	→
Quarter ending June 2017	9,198	→
Quarter ending September 2017	9,263	→
Variance since September 2016	3.5%	↑



ACTIVITY

Cumulative percentage of contracted UDA delivered 2017 & 2018



Month	Adjusted Scheduled Activity (UDA)	
	2017	2018
April	1,144	1,915
May	3,243	4,382
June	5,002	6,283
July	7,348	9,022
August	9,728	11,752
September	11,283	13,936
October	13,314	
November	16,038	
December	18,494	
January	20,961	
February	24,217	
March	27,281	
April	28,355	
May	28,370	
June	28,388	

QUALITY

	Quantity	Base Number	Contract	LHB	Wales
% of FP17s for the same patient ID Re-attending within 3 months - Children	184	2,083	8.8%	7.9%	10.9%
% of FP17s for the same patient ID Re-attending within 3 months - Adults	834	5,393	15.5%	13.8%	16.2%
% of FP17s for the same patient ID Re-attending between 3 & 9 months - Children	1,384	2,083	66.4%	58.9%	58.9%
% of FP17s for the same patient ID Re-attending between 3 & 9 months - Adults	3,259	5,393	60.4%	54.1%	55.2%
% of FP17s for Band 1 Urgent Courses	422	6,885	6.1%	8.5%	9.1%
% of FP17s Relating to Free Repair or Replacements	125	6,885	1.8%	0.8%	0.8%
% of FP17s Relating to Continuations	22	6,885	0.3%	0.9%	0.8%
% of Patients satisfied with the dentistry they have received	32	34	94.1%	91.3%	92.0%
% of Patients satisfied with the time they had to wait for an appointment	28	34	82.4%	87.3%	87.6%

* This is based on patients treated on this contract for their most recent course of treatment. Figures in italics indicate the base number of FP17s or Patient Questionnaire responses are less than 100. N/A is shown where the base number of responses is less than 10 during the period. % is calculated as Quantity/Base number*100

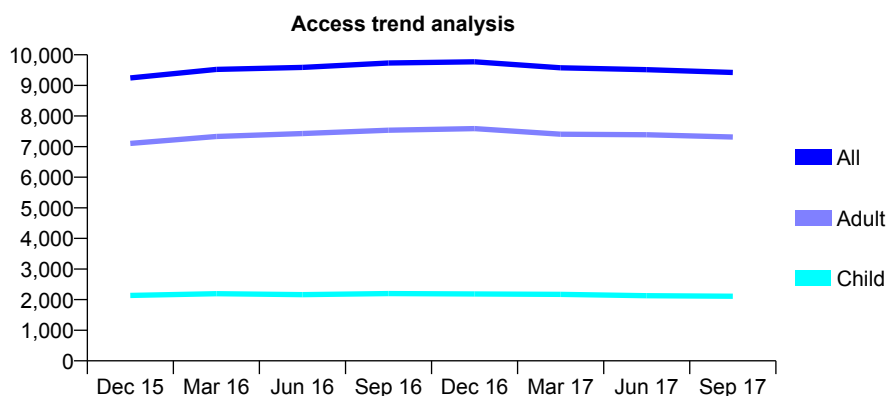
7A1 - Vital Signs At a Glance Contract Report for 133825/0001 - September 2017

Name or company name	Queensferry Dental Surgery Limited
Contract type name	GDS Contract
Purpose of contract	General
Contract start date	01/10/2007
Contract end date	

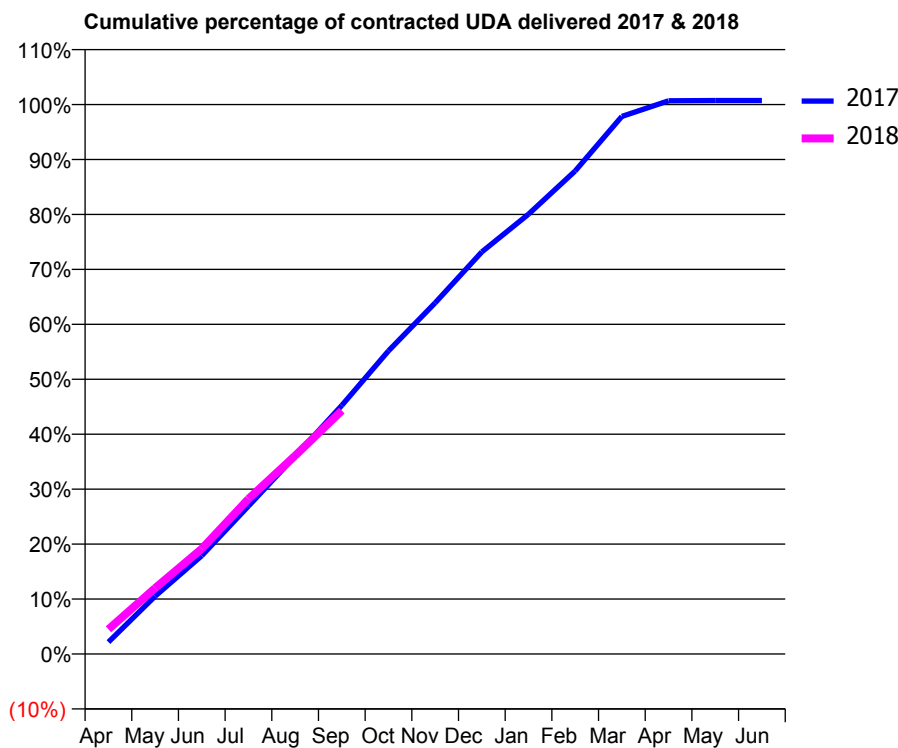
17/18 Contracted general activity (UDA)	28,772
Carry forward general activity (UDA)	-330
17/18 Contracted orthodontic activity (UOA)	0
Carry forward orthodontic activity (UOA)	0
Baseline contract value	£965,361.65

ACCESS*

Patients seen in 24 months	Total	Change since previous quarter
Quarter ending September 2016	9,733	
Quarter ending December 2016	9,771	→
Quarter ending March 2017	9,576	↓
Quarter ending June 2017	9,516	→
Quarter ending September 2017	9,424	→
Variance since September 2016	(3.2%)	↓



ACTIVITY



Month	Adjusted Scheduled Activity (UDA)	
	2017	2018
April	604	1,293
May	2,923	3,455
June	4,972	5,516
July	7,475	8,123
August	10,001	10,385
September	12,563	12,746
October	15,324	
November	17,747	
December	20,320	
January	22,230	
February	24,416	
March	27,169	
April	27,962	
May	27,970	
June	27,970	

QUALITY

	Quantity	Base Number	Contract	LHB	Wales
% of FP17s for the same patient ID Re-attending within 3 months - Children	78	1,301	6.0%	7.9%	10.9%
% of FP17s for the same patient ID Re-attending within 3 months - Adults	631	4,687	13.5%	13.8%	16.2%
% of FP17s for the same patient ID Re-attending between 3 & 9 months - Children	670	1,301	51.5%	58.9%	58.9%
% of FP17s for the same patient ID Re-attending between 3 & 9 months - Adults	2,438	4,687	52.0%	54.1%	55.2%
% of FP17s for Band 1 Urgent Courses	508	5,635	9.0%	8.5%	9.1%
% of FP17s Relating to Free Repair or Replacements	33	5,635	0.6%	0.8%	0.8%
% of FP17s Relating to Continuations	64	5,635	1.1%	0.9%	0.8%
% of Patients satisfied with the dentistry they have received	34	35	97.1%	91.3%	92.0%
% of Patients satisfied with the time they had to wait for an appointment	30	35	85.7%	87.3%	87.6%

* This is based on patients treated on this contract for their most recent course of treatment. Figures in italics indicate the base number of FP17s or Patient Questionnaire responses are less than 100. N/A is shown where the base number of responses is less than 10 during the period. % is calculated as Quantity/Base number*100

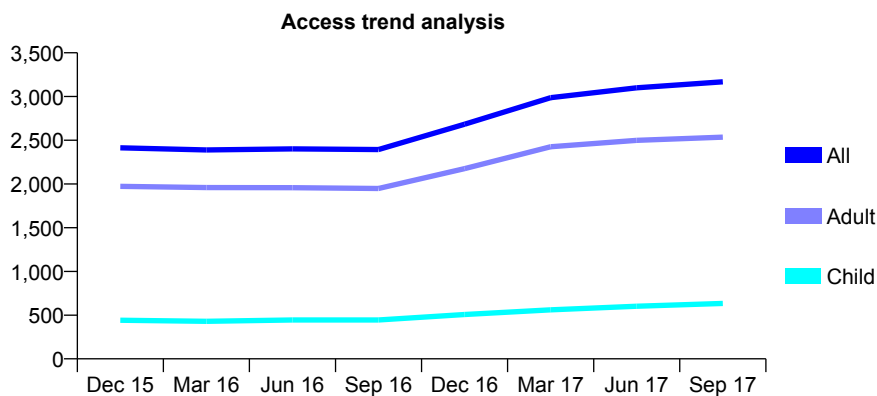
7A1 - Vital Signs At a Glance Contract Report for 134147/0002 - September 2017

Name or company name	L Bester
Contract type name	GDS Contract
Purpose of contract	General
Contract start date	01/12/2009
Contract end date	

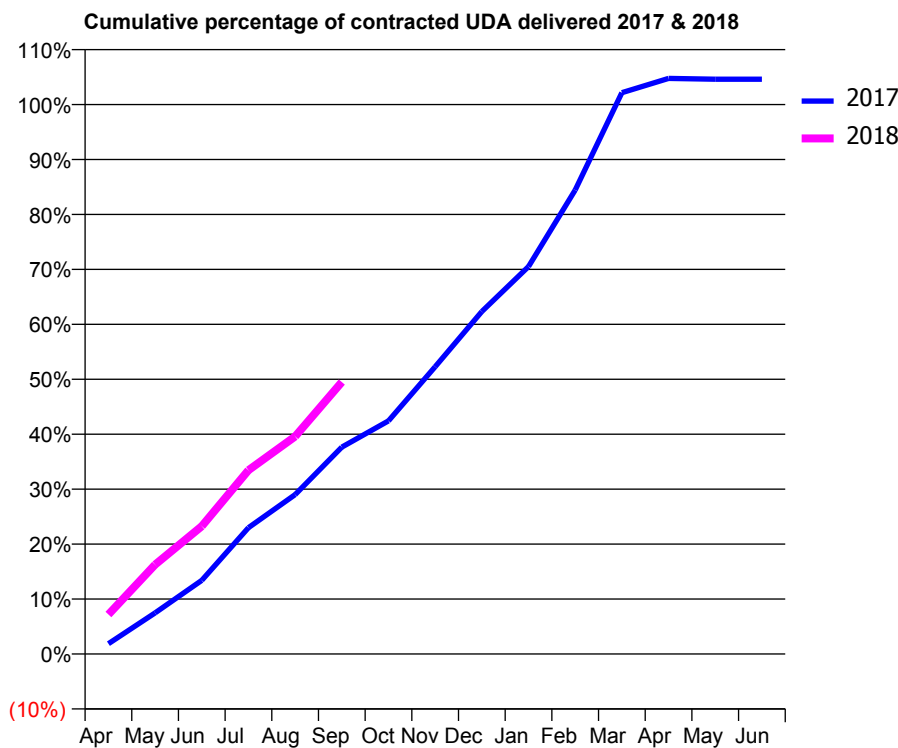
17/18 Contracted general activity (UDA)	12,161
Carry forward general activity (UDA)	-459
17/18 Contracted orthodontic activity (UOA)	0
Carry forward orthodontic activity (UOA)	0
Baseline contract value	£284,481.51

ACCESS*

Patients seen in 24 months	Total	Change since previous quarter
Quarter ending September 2016	2,394	
Quarter ending December 2016	2,683	↑
Quarter ending March 2017	2,987	↑
Quarter ending June 2017	3,100	↑
Quarter ending September 2017	3,168	↑
Variance since September 2016	32.3%	↑



ACTIVITY



Month	Adjusted Scheduled Activity (UDA)	
	2017	2018
April	187	874
May	747	1,977
June	1,338	2,827
July	2,293	4,068
August	2,895	4,816
September	3,757	6,020
October	4,233	
November	5,216	
December	6,218	
January	7,034	
February	8,424	
March	10,193	
April	10,451	
May	10,436	
June	10,436	

QUALITY

	Quantity	Base Number	Contract	LHB	Wales
% of FP17s for the same patient ID Re-attending within 3 months - Children	23	452	5.1%	7.9%	10.9%
% of FP17s for the same patient ID Re-attending within 3 months - Adults	143	1,665	8.6%	13.8%	16.2%
% of FP17s for the same patient ID Re-attending between 3 & 9 months - Children	218	452	48.2%	58.9%	58.9%
% of FP17s for the same patient ID Re-attending between 3 & 9 months - Adults	874	1,665	52.5%	54.1%	55.2%
% of FP17s for Band 1 Urgent Courses	111	2,035	5.5%	8.5%	9.1%
% of FP17s Relating to Free Repair or Replacements	9	2,035	0.4%	0.8%	0.8%
% of FP17s Relating to Continuations	6	2,035	0.3%	0.9%	0.8%
% of Patients satisfied with the dentistry they have received	12	14	85.7%	91.3%	92.0%
% of Patients satisfied with the time they had to wait for an appointment	14	14	100.0%	87.3%	87.6%

* This is based on patients treated on this contract for their most recent course of treatment. Figures in italics indicate the base number of FP17s or Patient Questionnaire responses are less than 100. N/A is shown where the base number of responses is less than 10 during the period. % is calculated as Quantity/Base number*100

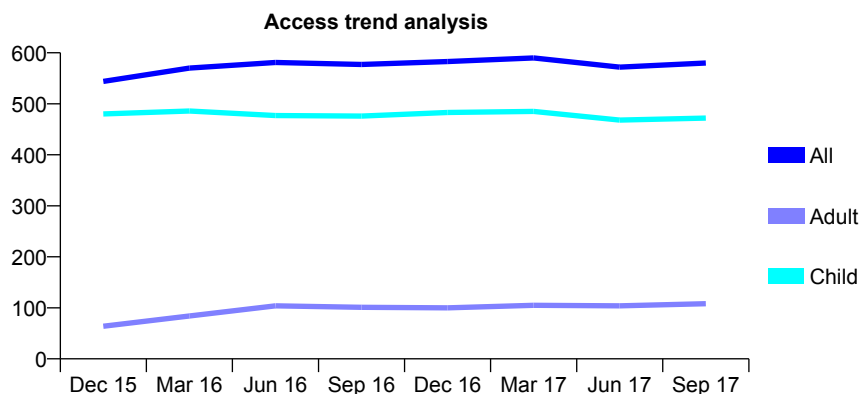
7A1 - Vital Signs At a Glance Contract Report for 137413/0001 - September 2017

Name or company name	Mr B R Dean
Contract type name	GDS Contract
Purpose of contract	General
Contract start date	27/05/2014
Contract end date	

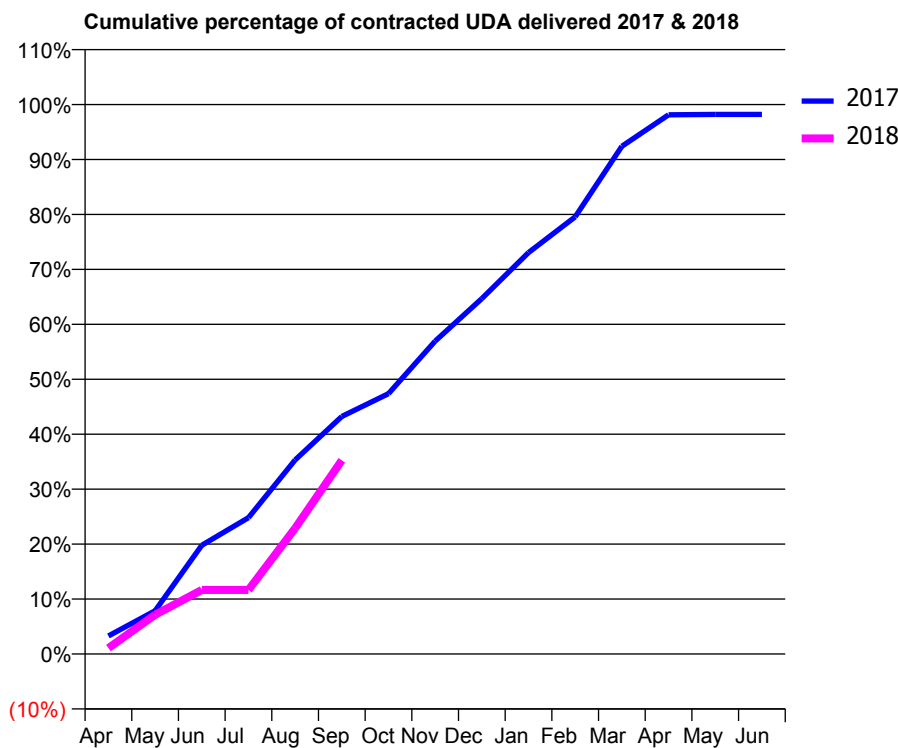
17/18 Contracted general activity (UDA)	1,404
Carry forward general activity (UDA)	25
17/18 Contracted orthodontic activity (UOA)	0
Carry forward orthodontic activity (UOA)	0
Baseline contract value	£33,831.93

ACCESS*

Patients seen in 24 months	Total	Change since previous quarter
Quarter ending September 2016	577	
Quarter ending December 2016	583	→
Quarter ending March 2017	590	→
Quarter ending June 2017	572	↓
Quarter ending September 2017	580	→
Variance since September 2016	0.5%	→



ACTIVITY



Month	Adjusted Scheduled Activity (UDA)	
	2017	2018
April	46	15
May	110	100
June	278	164
July	348	164
August	496	321
September	607	495
October	665	
November	800	
December	908	
January	1,026	
February	1,117	
March	1,297	
April	1,378	
May	1,379	
June	1,379	

QUALITY

	Quantity	Base Number	Contract	LHB	Wales
% of FP17s for the same patient ID Re-attending within 3 months - Children	27	365	7.4%	7.9%	10.9%
% of FP17s for the same patient ID Re-attending within 3 months - Adults	5	48	10.4%	13.8%	16.2%
% of FP17s for the same patient ID Re-attending between 3 & 9 months - Children	250	365	68.5%	58.9%	58.9%
% of FP17s for the same patient ID Re-attending between 3 & 9 months - Adults	27	48	56.3%	54.1%	55.2%
% of FP17s for Band 1 Urgent Courses	10	368	2.7%	8.5%	9.1%
% of FP17s Relating to Free Repair or Replacements	0	368	0.0%	0.8%	0.8%
% of FP17s Relating to Continuations	0	368	0.0%	0.9%	0.8%
% of Patients satisfied with the dentistry they have received	0	0	N/A	91.3%	92.0%
% of Patients satisfied with the time they had to wait for an appointment	0	0	N/A	87.3%	87.6%

* This is based on patients treated on this contract for their most recent course of treatment. Figures in italics indicate the base number of FP17s or Patient Questionnaire responses are less than 100. N/A is shown where the base number of responses is less than 10 during the period. % is calculated as Quantity/Base number*100

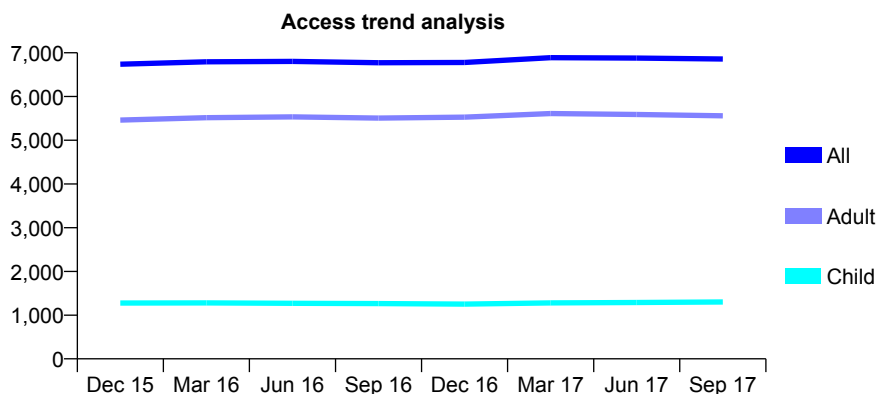
7A1 - Vital Signs At a Glance Contract Report for 140481/0001 - September 2017

Name or company name	The Hollies Dental Practice Partnership
Contract type name	GDS Contract
Purpose of contract	General
Contract start date	01/04/2011
Contract end date	

17/18 Contracted general activity (UDA)	21,936
Carry forward general activity (UDA)	0
17/18 Contracted orthodontic activity (UOA)	0
Carry forward orthodontic activity (UOA)	0
Baseline contract value	£603,963.92

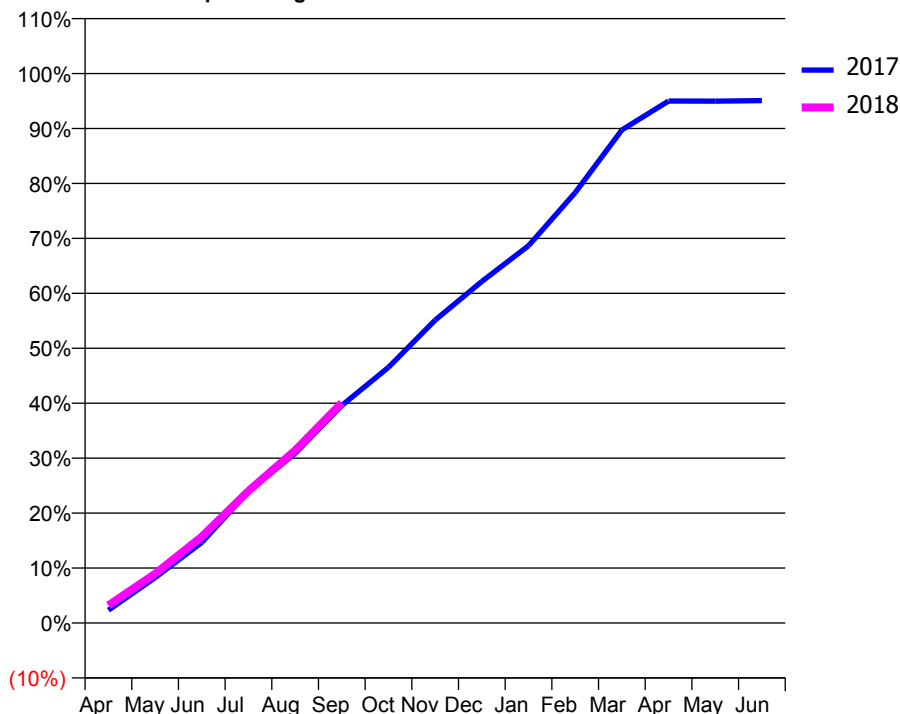
ACCESS*

Patients seen in 24 months	Total	Change since previous quarter
Quarter ending September 2016	6,773	
Quarter ending December 2016	6,779	→
Quarter ending March 2017	6,888	→
Quarter ending June 2017	6,879	→
Quarter ending September 2017	6,859	→
Variance since September 2016	1.3%	→



ACTIVITY

Cumulative percentage of contracted UDA delivered 2017 & 2018



Adjusted Scheduled Activity (UDA)

Month	2017	2018
April	547	705
May	1,937	1,969
June	3,435	3,449
July	5,608	5,273
August	7,239	6,891
September	9,276	8,792
October	10,903	
November	12,920	
December	14,566	
January	16,090	
February	18,357	
March	21,026	
April	22,260	
May	22,258	
June	22,281	

QUALITY

	Quantity	Base Number	Contract	LHB	Wales
% of FP17s for the same patient ID Re-attending within 3 months - Children	61	1,037	5.9%	7.9%	10.9%
% of FP17s for the same patient ID Re-attending within 3 months - Adults	424	4,114	10.3%	13.8%	16.2%
% of FP17s for the same patient ID Re-attending between 3 & 9 months - Children	649	1,037	62.6%	58.9%	58.9%
% of FP17s for the same patient ID Re-attending between 3 & 9 months - Adults	2,623	4,114	63.8%	54.1%	55.2%
% of FP17s for Band 1 Urgent Courses	164	4,647	3.5%	8.5%	9.1%
% of FP17s Relating to Free Repair or Replacements	35	4,647	0.8%	0.8%	0.8%
% of FP17s Relating to Continuations	8	4,647	0.2%	0.9%	0.8%
% of Patients satisfied with the dentistry they have received	27	28	96.4%	91.3%	92.0%
% of Patients satisfied with the time they had to wait for an appointment	27	28	96.4%	87.3%	87.6%

* This is based on patients treated on this contract for their most recent course of treatment. Figures in italics indicate the base number of FP17s or Patient Questionnaire responses are less than 100. N/A is shown where the base number of responses is less than 10 during the period. % is calculated as Quantity/Base number*100

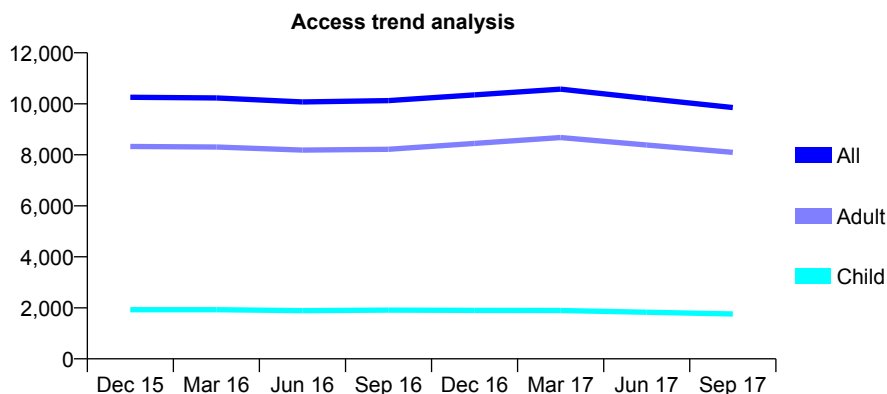
7A1 - Vital Signs At a Glance Contract Report for 141186/0001 - September 2017

Name or company name	Mostyn House Dental Practice Partnership
Contract type name	GDS Contract
Purpose of contract	General
Contract start date	01/08/2009
Contract end date	

17/18 Contracted general activity (UDA)	36,561
Carry forward general activity (UDA)	0
17/18 Contracted orthodontic activity (UOA)	0
Carry forward orthodontic activity (UOA)	0
Baseline contract value	£943,598.98

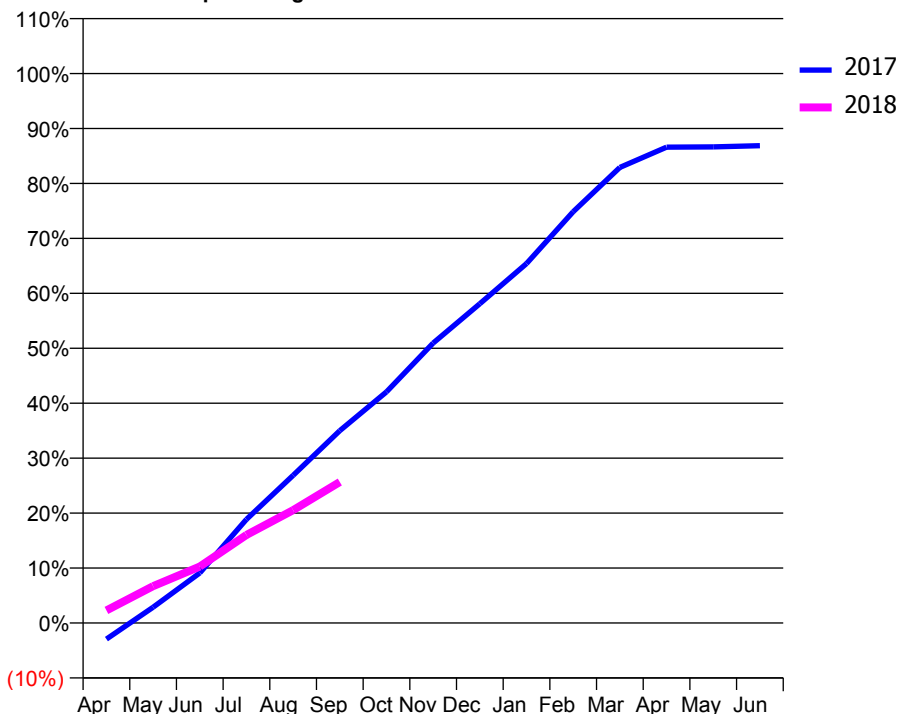
ACCESS*

Patients seen in 24 months	Total	Change since previous quarter
Quarter ending September 2016	10,125	
Quarter ending December 2016	10,348	↑
Quarter ending March 2017	10,577	↑
Quarter ending June 2017	10,209	↓
Quarter ending September 2017	9,852	↓
Variance since September 2016	(2.7%)	↓



ACTIVITY

Cumulative percentage of contracted UDA delivered 2017 & 2018



Adjusted Scheduled Activity (UDA)

Month	2017	2018
April	-883	841
May	866	2,454
June	2,742	3,758
July	5,674	5,860
August	8,078	7,509
September	10,523	9,384
October	12,645	
November	15,317	
December	17,468	
January	19,669	
February	22,506	
March	24,929	
April	26,037	
May	26,052	
June	26,121	

QUALITY

	Quantity	Base Number	Contract	LHB	Wales
% of FP17s for the same patient ID Re-attending within 3 months - Children	37	684	5.4%	7.9%	10.9%
% of FP17s for the same patient ID Re-attending within 3 months - Adults	487	3,799	12.8%	13.8%	16.2%
% of FP17s for the same patient ID Re-attending between 3 & 9 months - Children	232	684	33.9%	58.9%	58.9%
% of FP17s for the same patient ID Re-attending between 3 & 9 months - Adults	1,795	3,799	47.2%	54.1%	55.2%
% of FP17s for Band 1 Urgent Courses	700	4,063	17.2%	8.5%	9.1%
% of FP17s Relating to Free Repair or Replacements	14	4,063	0.3%	0.8%	0.8%
% of FP17s Relating to Continuations	29	4,063	0.7%	0.9%	0.8%
% of Patients satisfied with the dentistry they have received	69	76	90.8%	91.3%	92.0%
% of Patients satisfied with the time they had to wait for an appointment	52	76	68.4%	87.3%	87.6%

* This is based on patients treated on this contract for their most recent course of treatment. Figures in italics indicate the base number of FP17s or Patient Questionnaire responses are less than 100. N/A is shown where the base number of responses is less than 10 during the period. % is calculated as Quantity/Base number*100

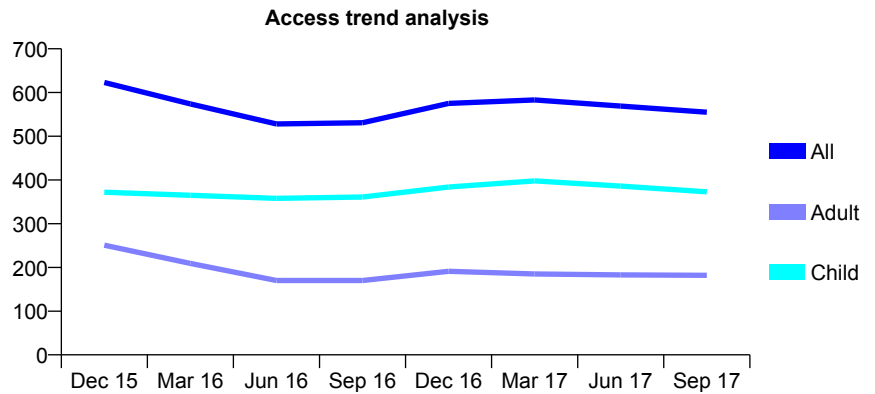
7A1 - Vital Signs At a Glance Contract Report for 145688/0001 - September 2017

Name or company name	Mr R Bennett
Contract type name	GDS Contract
Purpose of contract	General
Contract start date	01/03/2011
Contract end date	

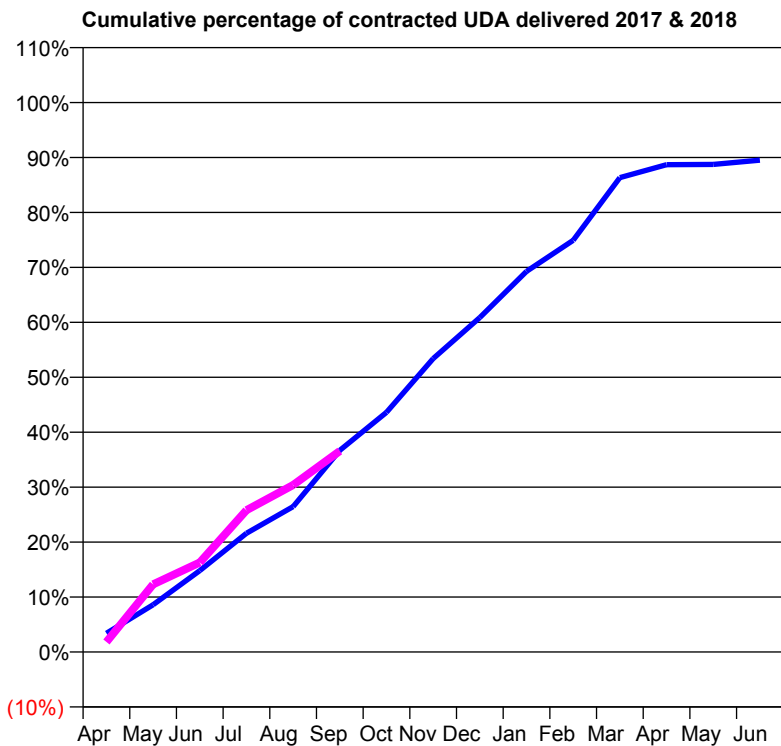
17/18 Contracted general activity (UDA)	1,590
Carry forward general activity (UDA)	0
17/18 Contracted orthodontic activity (UOA)	0
Carry forward orthodontic activity (UOA)	0
Baseline contract value	£38,739.55

ACCESS*

Patients seen in 24 months	Total	Change since previous quarter
Quarter ending September 2016	531	
Quarter ending December 2016	575	↑
Quarter ending March 2017	583	→
Quarter ending June 2017	569	↓
Quarter ending September 2017	555	↓
Variance since September 2016	4.5%	↑



ACTIVITY



Month	Adjusted Scheduled Activity (UDA)	
	2017	2018
April	54	29
May	137	196
June	235	259
July	344	410
August	421	483
September	584	582
October	693	
November	849	
December	968	
January	1,101	
February	1,191	
March	1,373	
April	1,410	
May	1,411	
June	1,423	

QUALITY

	Quantity	Base Number	Contract	LHB	Wales
% of FP17s for the same patient ID Re-attending within 3 months - Children	14	286	4.9%	7.9%	10.9%
% of FP17s for the same patient ID Re-attending within 3 months - Adults	16	103	15.5%	13.8%	16.2%
% of FP17s for the same patient ID Re-attending between 3 & 9 months - Children	149	286	52.1%	58.9%	58.9%
% of FP17s for the same patient ID Re-attending between 3 & 9 months - Adults	51	103	49.5%	54.1%	55.2%
% of FP17s for Band 1 Urgent Courses	18	359	5.0%	8.5%	9.1%
% of FP17s Relating to Free Repair or Replacements	0	359	0.0%	0.8%	0.8%
% of FP17s Relating to Continuations	0	359	0.0%	0.9%	0.8%
% of Patients satisfied with the dentistry they have received	1	2	N/A	91.3%	92.0%
% of Patients satisfied with the time they had to wait for an appointment	2	2	N/A	87.3%	87.6%

* This is based on patients treated on this contract for their most recent course of treatment. Figures in italics indicate the base number of FP17s or Patient Questionnaire responses are less than 100. N/A is shown where the base number of responses is less than 10 during the period. % is calculated as Quantity/Base number*100

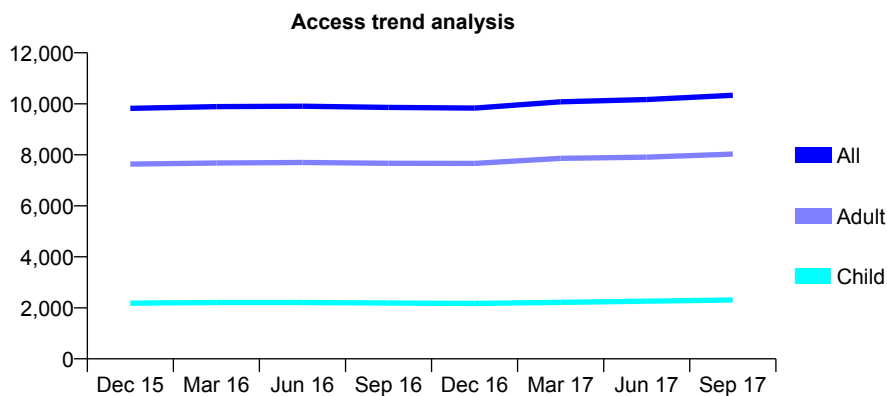
7A1 - Vital Signs At a Glance Contract Report for 151912/0001 - September 2017

Name or company name	IJW & GA DOUGLAS LIMITED
Contract type name	GDS Contract
Purpose of contract	General
Contract start date	01/05/2011
Contract end date	

17/18 Contracted general activity (UDA)	31,372
Carry forward general activity (UDA)	495
17/18 Contracted orthodontic activity (UOA)	0
Carry forward orthodontic activity (UOA)	0
Baseline contract value	£800,840.10

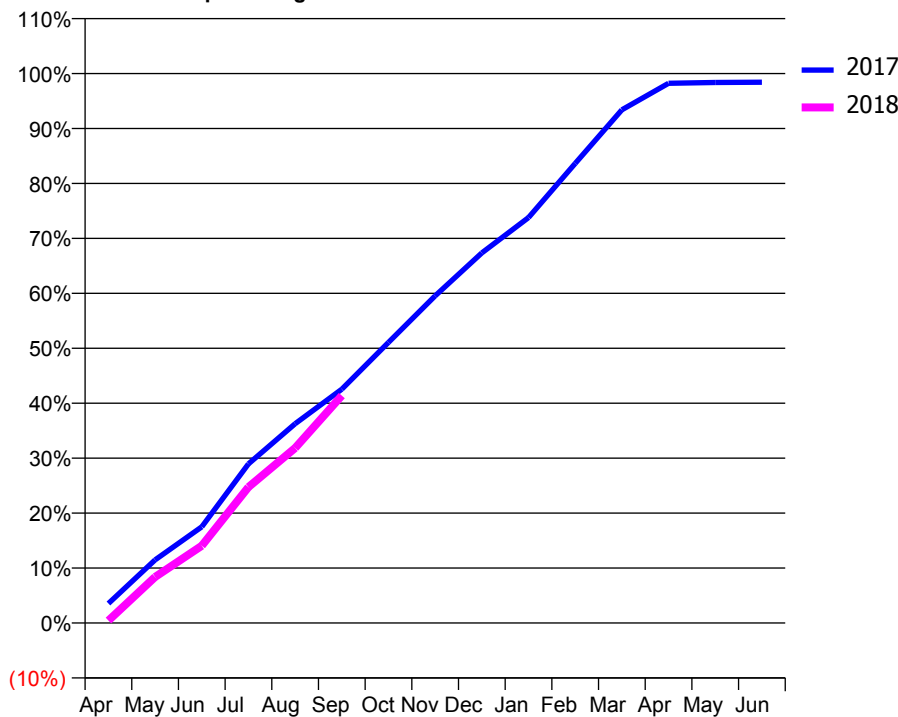
ACCESS*

Patients seen in 24 months	Total	Change since previous quarter
Quarter ending September 2016	9,857	
Quarter ending December 2016	9,835	→
Quarter ending March 2017	10,079	↑
Quarter ending June 2017	10,167	→
Quarter ending September 2017	10,337	→
Variance since September 2016	4.9%	↑



ACTIVITY

Cumulative percentage of contracted UDA delivered 2017 & 2018



Month	Adjusted Scheduled Activity (UDA)	
	2017	2018
April	1,113	142
May	3,602	2,630
June	5,493	4,409
July	9,088	7,760
August	11,378	9,990
September	13,346	12,987
October	16,025	
November	18,681	
December	21,128	
January	23,147	
February	26,237	
March	29,298	
April	30,817	
May	30,858	
June	30,877	

QUALITY

	Quantity	Base Number	Contract	LHB	Wales
% of FP17s for the same patient ID Re-attending within 3 months - Children	86	1,430	6.0%	7.9%	10.9%
% of FP17s for the same patient ID Re-attending within 3 months - Adults	623	4,982	12.5%	13.8%	16.2%
% of FP17s for the same patient ID Re-attending between 3 & 9 months - Children	637	1,430	44.5%	58.9%	58.9%
% of FP17s for the same patient ID Re-attending between 3 & 9 months - Adults	2,173	4,982	43.6%	54.1%	55.2%
% of FP17s for Band 1 Urgent Courses	362	5,797	6.2%	8.5%	9.1%
% of FP17s Relating to Free Repair or Replacements	55	5,797	0.9%	0.8%	0.8%
% of FP17s Relating to Continuations	64	5,797	1.1%	0.9%	0.8%
% of Patients satisfied with the dentistry they have received	43	48	89.6%	91.3%	92.0%
% of Patients satisfied with the time they had to wait for an appointment	43	48	89.6%	87.3%	87.6%

* This is based on patients treated on this contract for their most recent course of treatment. Figures in italics indicate the base number of FP17s or Patient Questionnaire responses are less than 100. N/A is shown where the base number of responses is less than 10 during the period. % is calculated as Quantity/Base number*100

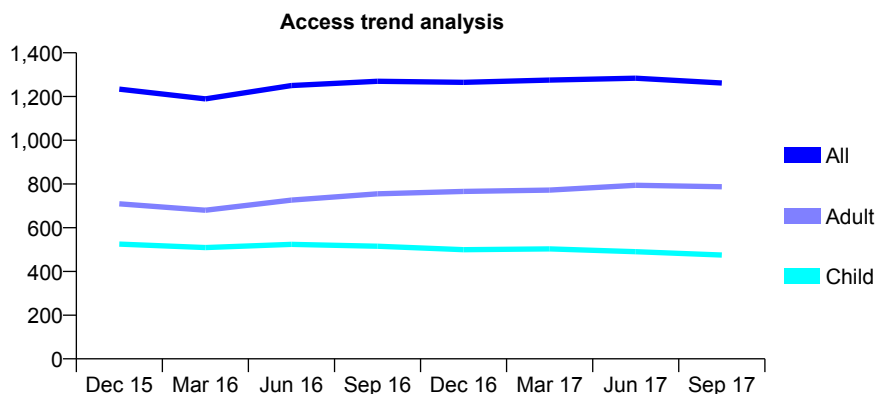
7A1 - Vital Signs At a Glance Contract Report for 154423/0001 - September 2017

Name or company name	Rhos Road Dental Practice Partnership
Contract type name	GDS Contract
Purpose of contract	General
Contract start date	01/12/2012
Contract end date	

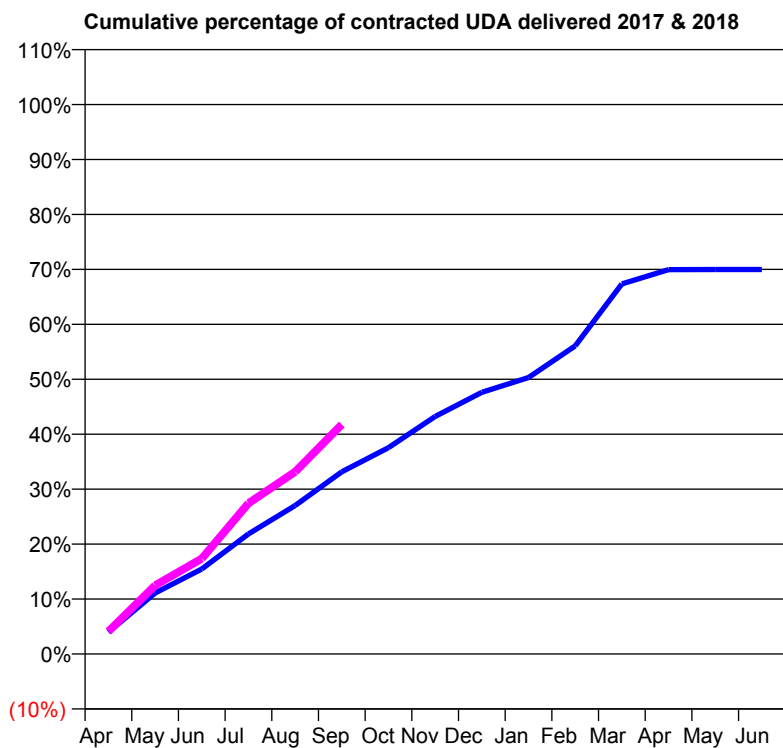
17/18 Contracted general activity (UDA)	3,836
Carry forward general activity (UDA)	0
17/18 Contracted orthodontic activity (UOA)	0
Carry forward orthodontic activity (UOA)	0
Baseline contract value	£97,481.61

ACCESS*

Patients seen in 24 months	Total	Change since previous quarter
Quarter ending September 2016	1,270	
Quarter ending December 2016	1,265	→
Quarter ending March 2017	1,275	→
Quarter ending June 2017	1,284	→
Quarter ending September 2017	1,262	↓
Variance since September 2016	(0.6%)	→



ACTIVITY



Month	Adjusted Scheduled Activity (UDA)	
	2017	2018
April	217	157
May	606	479
June	845	666
July	1,195	1,052
August	1,477	1,272
September	1,812	1,602
October	2,051	
November	2,362	
December	2,602	
January	2,749	
February	3,063	
March	3,680	
April	3,822	
May	3,824	
June	3,824	

QUALITY

	Quantity	Base Number	Contract	LHB	Wales
% of FP17s for the same patient ID Re-attending within 3 months - Children	24	305	7.9%	7.9%	10.9%
% of FP17s for the same patient ID Re-attending within 3 months - Adults	125	649	19.3%	13.8%	16.2%
% of FP17s for the same patient ID Re-attending between 3 & 9 months - Children	161	305	52.8%	58.9%	58.9%
% of FP17s for the same patient ID Re-attending between 3 & 9 months - Adults	336	649	51.8%	54.1%	55.2%
% of FP17s for Band 1 Urgent Courses	51	875	5.8%	8.5%	9.1%
% of FP17s Relating to Free Repair or Replacements	3	875	0.3%	0.8%	0.8%
% of FP17s Relating to Continuations	23	875	2.6%	0.9%	0.8%
% of Patients satisfied with the dentistry they have received	1	1	N/A	91.3%	92.0%
% of Patients satisfied with the time they had to wait for an appointment	1	1	N/A	87.3%	87.6%

* This is based on patients treated on this contract for their most recent course of treatment. Figures in italics indicate the base number of FP17s or Patient Questionnaire responses are less than 100. N/A is shown where the base number of responses is less than 10 during the period. % is calculated as Quantity/Base number*100

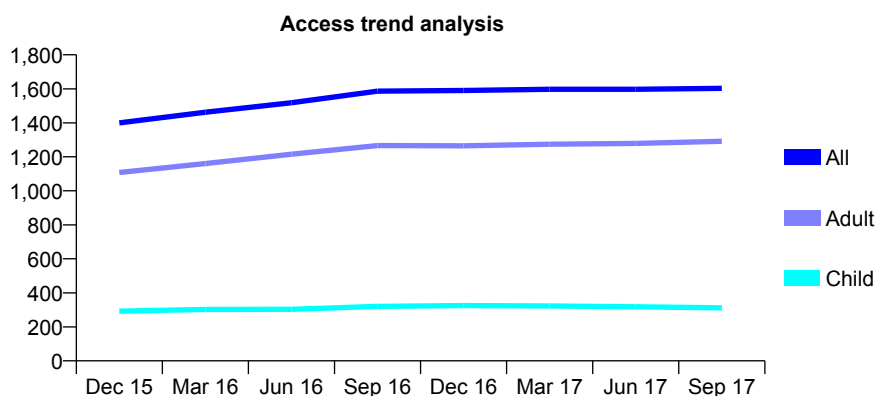
7A1 - Vital Signs At a Glance Contract Report for 154733/0001 - September 2017

Name or company name	ALS (Dental Surgeon) Ltd
Contract type name	GDS Contract
Purpose of contract	General
Contract start date	01/01/2015
Contract end date	

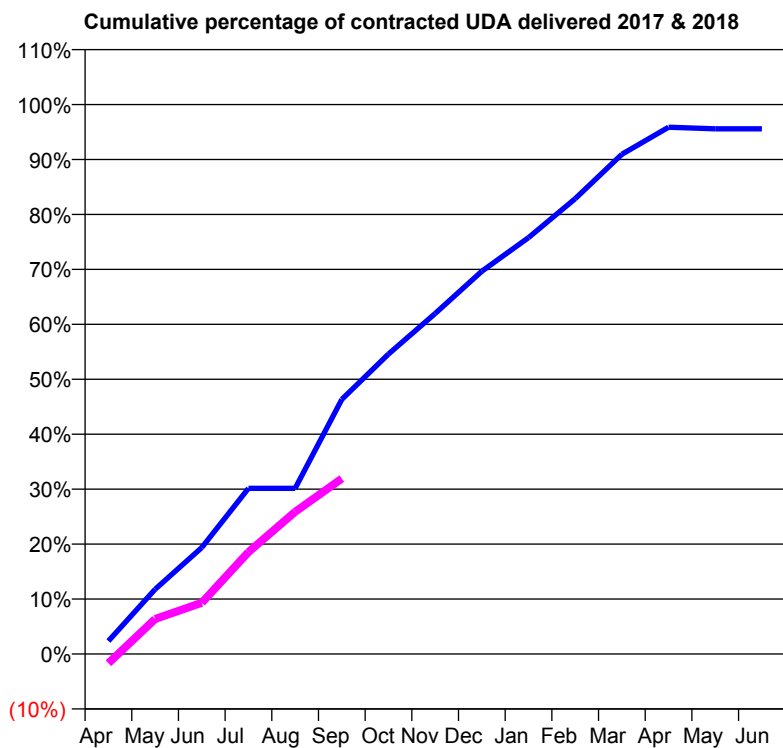
17/18 Contracted general activity (UDA)	5,817
Carry forward general activity (UDA)	258
17/18 Contracted orthodontic activity (UOA)	0
Carry forward orthodontic activity (UOA)	0
Baseline contract value	£144,170.75

ACCESS*

Patients seen in 24 months	Total	Change since previous quarter
Quarter ending September 2016	1,586	
Quarter ending December 2016	1,590	→
Quarter ending March 2017	1,597	→
Quarter ending June 2017	1,597	→
Quarter ending September 2017	1,603	→
Variance since September 2016	1.1%	→



ACTIVITY



Month	Adjusted Scheduled Activity (UDA)	
	2017	2018
April	138	-98
May	685	370
June	1,127	542
July	1,754	1,079
August	1,754	1,505
September	2,696	1,858
October	3,175	
November	3,604	
December	4,053	
January	4,408	
February	4,820	
March	5,290	
April	5,576	
May	5,560	
June	5,559	

QUALITY

	Quantity	Base Number	Contract	LHB	Wales
% of FP17s for the same patient ID Re-attending within 3 months - Children	12	252	4.8%	7.9%	10.9%
% of FP17s for the same patient ID Re-attending within 3 months - Adults	146	954	15.3%	13.8%	16.2%
% of FP17s for the same patient ID Re-attending between 3 & 9 months - Children	157	252	62.3%	58.9%	58.9%
% of FP17s for the same patient ID Re-attending between 3 & 9 months - Adults	417	954	43.7%	54.1%	55.2%
% of FP17s for Band 1 Urgent Courses	108	1,100	9.8%	8.5%	9.1%
% of FP17s Relating to Free Repair or Replacements	8	1,100	0.7%	0.8%	0.8%
% of FP17s Relating to Continuations	0	1,100	0.0%	0.9%	0.8%
% of Patients satisfied with the dentistry they have received	6	6	N/A	91.3%	92.0%
% of Patients satisfied with the time they had to wait for an appointment	6	6	N/A	87.3%	87.6%

* This is based on patients treated on this contract for their most recent course of treatment. Figures in italics indicate the base number of FP17s or Patient Questionnaire responses are less than 100. N/A is shown where the base number of responses is less than 10 during the period. % is calculated as Quantity/Base number*100

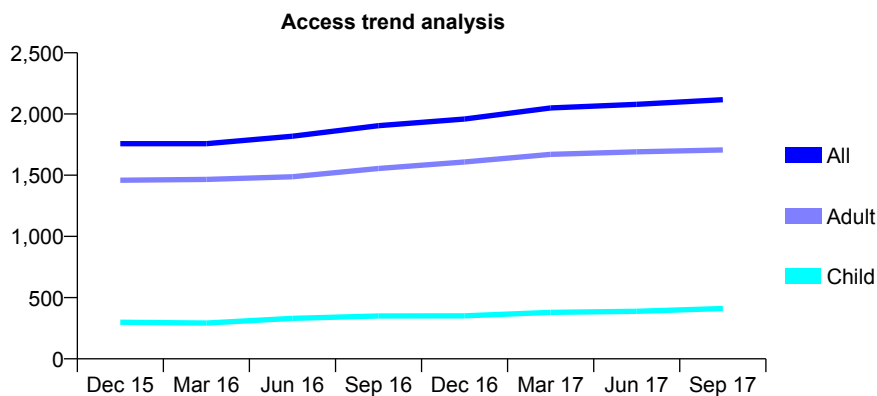
7A1 - Vital Signs At a Glance Contract Report for 155373/0001 - September 2017

Name or company name	SC & C Edwards
Contract type name	GDS Contract
Purpose of contract	General
Contract start date	01/08/2013
Contract end date	

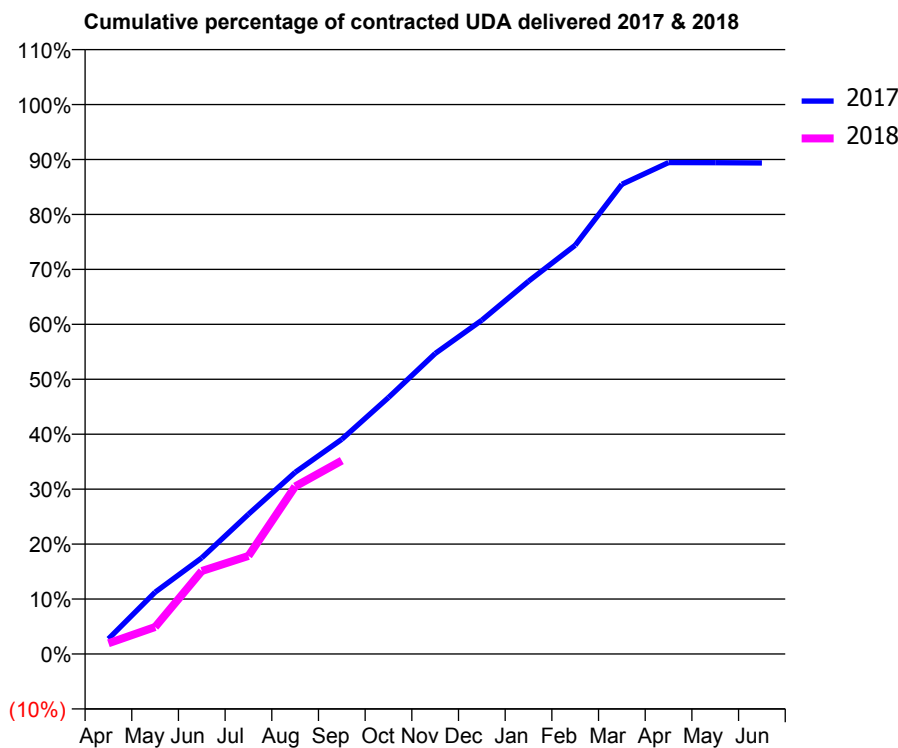
17/18 Contracted general activity (UDA)	7,849
Carry forward general activity (UDA)	0
17/18 Contracted orthodontic activity (UOA)	0
Carry forward orthodontic activity (UOA)	0
Baseline contract value	£127,992.75

ACCESS*

Patients seen in 24 months	Total	Change since previous quarter
Quarter ending September 2016	1,905	
Quarter ending December 2016	1,959	↑
Quarter ending March 2017	2,050	↑
Quarter ending June 2017	2,079	→
Quarter ending September 2017	2,117	→
Variance since September 2016	11.1%	↑



ACTIVITY



Month	Adjusted Scheduled Activity (UDA)	
	2017	2018
April	212	154
May	870	386
June	1,354	1,185
July	1,968	1,401
August	2,558	2,394
September	3,023	2,763
October	3,611	
November	4,231	
December	4,701	
January	5,249	
February	5,756	
March	6,614	
April	6,919	
May	6,918	
June	6,915	

QUALITY

	Quantity	Base Number	Contract	LHB	Wales
% of FP17s for the same patient ID Re-attending within 3 months - Children	14	295	4.7%	7.9%	10.9%
% of FP17s for the same patient ID Re-attending within 3 months - Adults	203	1,374	14.8%	13.8%	16.2%
% of FP17s for the same patient ID Re-attending between 3 & 9 months - Children	184	295	62.4%	58.9%	58.9%
% of FP17s for the same patient ID Re-attending between 3 & 9 months - Adults	912	1,374	66.4%	54.1%	55.2%
% of FP17s for Band 1 Urgent Courses	89	1,510	5.9%	8.5%	9.1%
% of FP17s Relating to Free Repair or Replacements	16	1,510	1.1%	0.8%	0.8%
% of FP17s Relating to Continuations	7	1,510	0.5%	0.9%	0.8%
% of Patients satisfied with the dentistry they have received	15	15	100.0%	91.3%	92.0%
% of Patients satisfied with the time they had to wait for an appointment	13	15	86.7%	87.3%	87.6%

* This is based on patients treated on this contract for their most recent course of treatment. Figures in italics indicate the base number of FP17s or Patient Questionnaire responses are less than 100. N/A is shown where the base number of responses is less than 10 during the period. % is calculated as Quantity/Base number*100

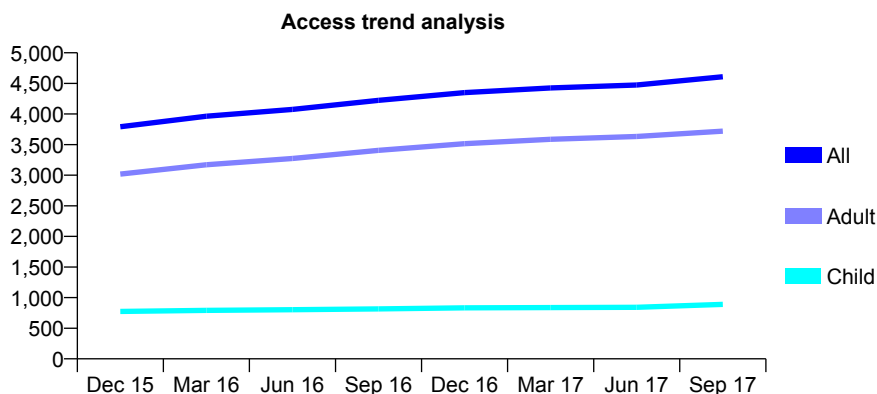
7A1 - Vital Signs At a Glance Contract Report for 155640/0001 - September 2017

Name or company name	PR Griffiths
Contract type name	GDS Contract
Purpose of contract	General
Contract start date	31/10/2014
Contract end date	

17/18 Contracted general activity (UDA)	14,028
Carry forward general activity (UDA)	69
17/18 Contracted orthodontic activity (UOA)	0
Carry forward orthodontic activity (UOA)	0
Baseline contract value	£418,094.33

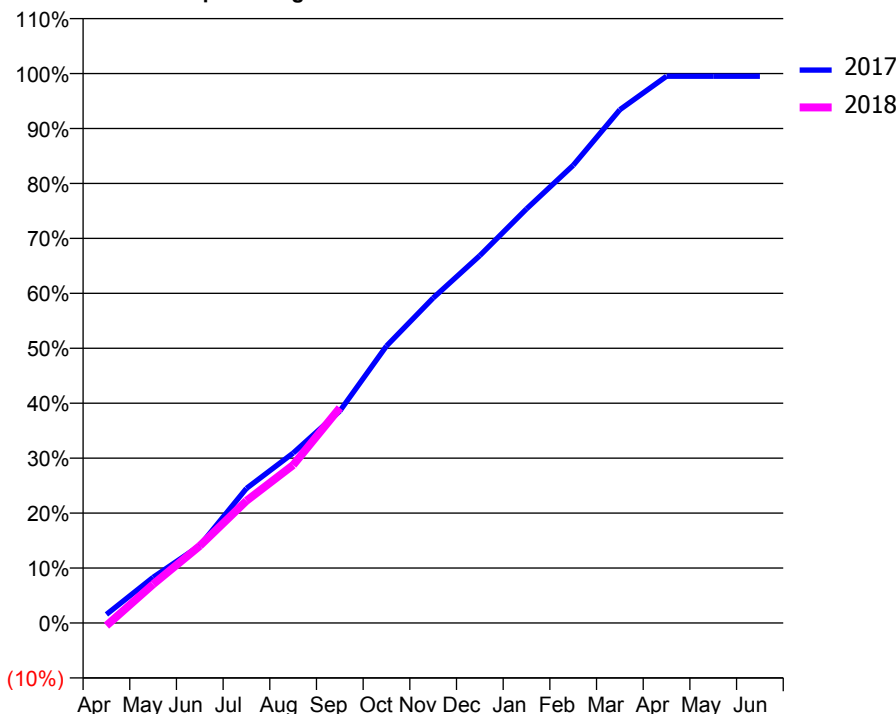
ACCESS*

Patients seen in 24 months	Total	Change since previous quarter
Quarter ending September 2016	4,223	
Quarter ending December 2016	4,349	↑
Quarter ending March 2017	4,425	→
Quarter ending June 2017	4,474	→
Quarter ending September 2017	4,610	↑
Variance since September 2016	9.2%	↑



ACTIVITY

Cumulative percentage of contracted UDA delivered 2017 & 2018



Adjusted Scheduled Activity (UDA)

Month	2017	2018
April	218	-69
May	1,166	988
June	1,975	1,969
July	3,437	3,119
August	4,338	4,032
September	5,411	5,491
October	7,071	
November	8,297	
December	9,380	
January	10,570	
February	11,684	
March	13,104	
April	13,959	
May	13,959	
June	13,959	

QUALITY

	Quantity	Base Number	Contract	LHB	Wales
% of FP17s for the same patient ID Re-attending within 3 months - Children	36	780	4.6%	7.9%	10.9%
% of FP17s for the same patient ID Re-attending within 3 months - Adults	294	2,873	10.2%	13.8%	16.2%
% of FP17s for the same patient ID Re-attending between 3 & 9 months - Children	518	780	66.4%	58.9%	58.9%
% of FP17s for the same patient ID Re-attending between 3 & 9 months - Adults	1,679	2,873	58.4%	54.1%	55.2%
% of FP17s for Band 1 Urgent Courses	306	3,286	9.3%	8.5%	9.1%
% of FP17s Relating to Free Repair or Replacements	33	3,286	1.0%	0.8%	0.8%
% of FP17s Relating to Continuations	8	3,286	0.2%	0.9%	0.8%
% of Patients satisfied with the dentistry they have received	20	21	95.2%	91.3%	92.0%
% of Patients satisfied with the time they had to wait for an appointment	20	21	95.2%	87.3%	87.6%

* This is based on patients treated on this contract for their most recent course of treatment. Figures in italics indicate the base number of FP17s or Patient Questionnaire responses are less than 100. N/A is shown where the base number of responses is less than 10 during the period. % is calculated as Quantity/Base number*100

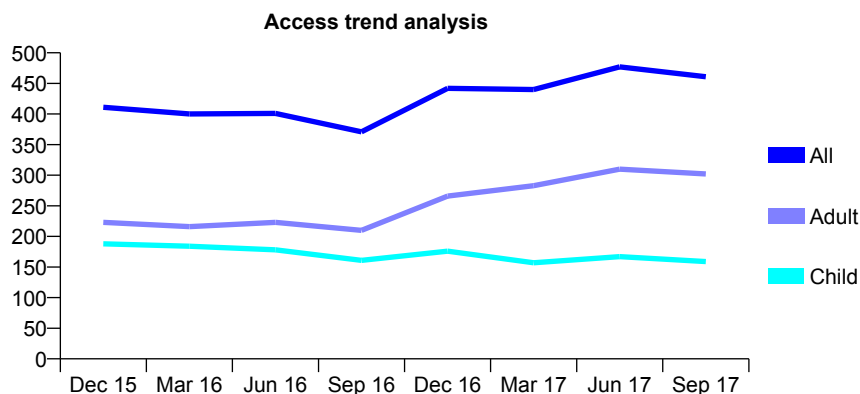
7A1 - Vital Signs At a Glance Contract Report for 158194/0028 - September 2017

Name or company name	Denticare Ltd
Contract type name	GDS Contract
Purpose of contract	General
Contract start date	01/03/2011
Contract end date	

17/18 Contracted general activity (UDA)	1,200
Carry forward general activity (UDA)	-44
17/18 Contracted orthodontic activity (UOA)	0
Carry forward orthodontic activity (UOA)	0
Baseline contract value	£30,312.61

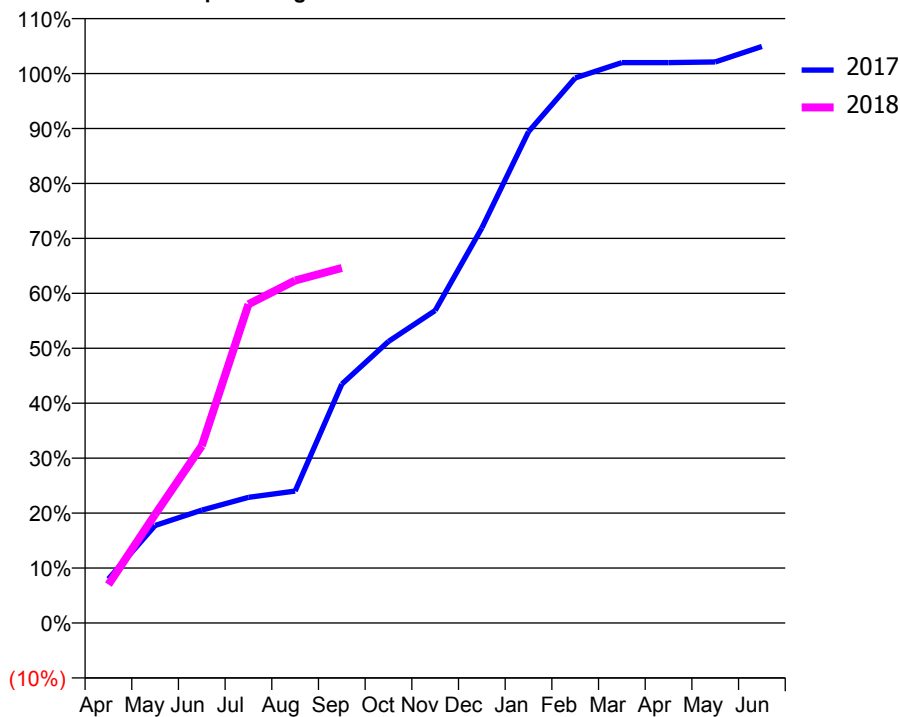
ACCESS*

Patients seen in 24 months	Total	Change since previous quarter
Quarter ending September 2016	371	
Quarter ending December 2016	442	↑
Quarter ending March 2017	440	→
Quarter ending June 2017	477	↑
Quarter ending September 2017	461	↓
Variance since September 2016	24.3%	↑



ACTIVITY

Cumulative percentage of contracted UDA delivered 2017 & 2018



Month	Adjusted Scheduled Activity (UDA)	
	2017	2018
April	72	84
May	160	237
June	185	387
July	206	696
August	216	748
September	391	775
October	461	
November	512	
December	647	
January	805	
February	893	
March	918	
April	918	
May	919	
June	944	

QUALITY

	Quantity	Base Number	Contract	LHB	Wales
% of FP17s for the same patient ID Re-attending within 3 months - Children	9	139	6.5%	7.9%	10.9%
% of FP17s for the same patient ID Re-attending within 3 months - Adults	23	245	9.4%	13.8%	16.2%
% of FP17s for the same patient ID Re-attending between 3 & 9 months - Children	96	139	69.1%	58.9%	58.9%
% of FP17s for the same patient ID Re-attending between 3 & 9 months - Adults	145	245	59.2%	54.1%	55.2%
% of FP17s for Band 1 Urgent Courses	22	368	6.0%	8.5%	9.1%
% of FP17s Relating to Free Repair or Replacements	6	368	1.6%	0.8%	0.8%
% of FP17s Relating to Continuations	7	368	1.9%	0.9%	0.8%
% of Patients satisfied with the dentistry they have received	1	1	N/A	91.3%	92.0%
% of Patients satisfied with the time they had to wait for an appointment	1	1	N/A	87.3%	87.6%

* This is based on patients treated on this contract for their most recent course of treatment. Figures in italics indicate the base number of FP17s or Patient Questionnaire responses are less than 100. N/A is shown where the base number of responses is less than 10 during the period. % is calculated as Quantity/Base number*100

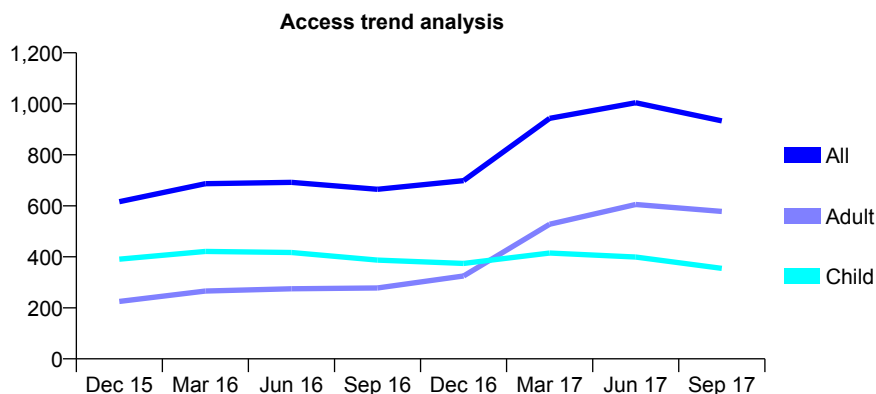
7A1 - Vital Signs At a Glance Contract Report for 160679/0001 - September 2017

Name or company name	T Ferguson
Contract type name	GDS Contract
Purpose of contract	General
Contract start date	01/06/2015
Contract end date	

17/18 Contracted general activity (UDA)	2,798
Carry forward general activity (UDA)	0
17/18 Contracted orthodontic activity (UOA)	0
Carry forward orthodontic activity (UOA)	0
Baseline contract value	£66,144.00

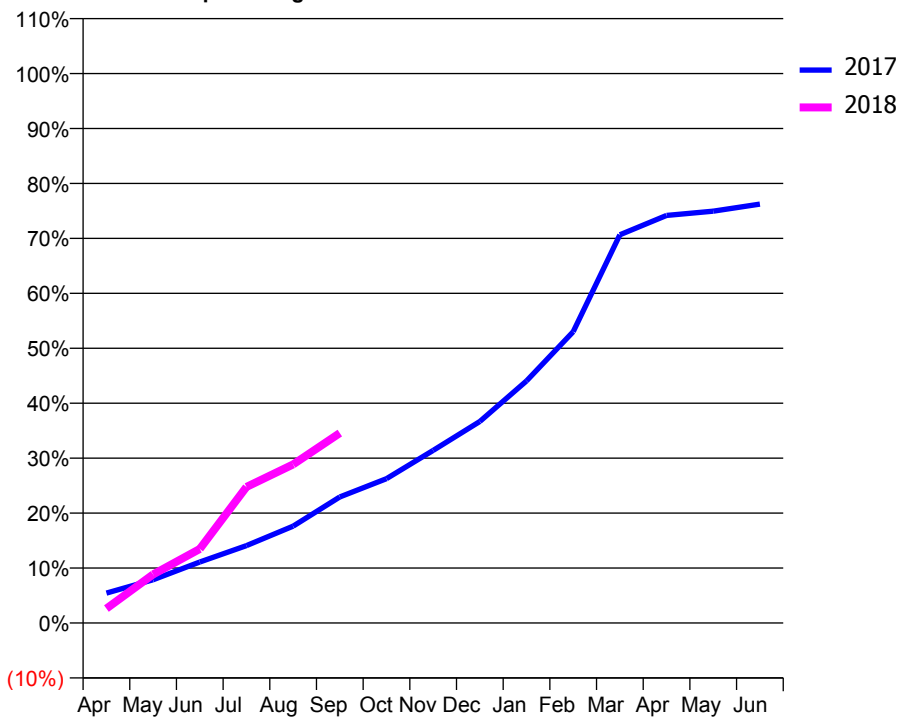
ACCESS*

Patients seen in 24 months	Total	Change since previous quarter
Quarter ending September 2016	665	
Quarter ending December 2016	699	↑
Quarter ending March 2017	943	↑
Quarter ending June 2017	1,004	↑
Quarter ending September 2017	933	↓
Variance since September 2016	40.3%	↑



ACTIVITY

Cumulative percentage of contracted UDA delivered 2017 & 2018



Adjusted Scheduled Activity (UDA)

Month	2017	2018
April	152	74
May	220	248
June	311	377
July	394	693
August	493	807
September	642	967
October	735	
November	879	
December	1,027	
January	1,233	
February	1,483	
March	1,977	
April	2,075	
May	2,097	
June	2,133	

QUALITY

	Quantity	Base Number	Contract	LHB	Wales
% of FP17s for the same patient ID Re-attending within 3 months - Children	10	247	4.0%	7.9%	10.9%
% of FP17s for the same patient ID Re-attending within 3 months - Adults	43	330	13.0%	13.8%	16.2%
% of FP17s for the same patient ID Re-attending between 3 & 9 months - Children	166	247	67.2%	58.9%	58.9%
% of FP17s for the same patient ID Re-attending between 3 & 9 months - Adults	150	330	45.5%	54.1%	55.2%
% of FP17s for Band 1 Urgent Courses	16	493	3.2%	8.5%	9.1%
% of FP17s Relating to Free Repair or Replacements	2	493	0.4%	0.8%	0.8%
% of FP17s Relating to Continuations	2	493	0.4%	0.9%	0.8%
% of Patients satisfied with the dentistry they have received	3	3	N/A	91.3%	92.0%
% of Patients satisfied with the time they had to wait for an appointment	2	3	N/A	87.3%	87.6%

* This is based on patients treated on this contract for their most recent course of treatment. Figures in italics indicate the base number of FP17s or Patient Questionnaire responses are less than 100. N/A is shown where the base number of responses is less than 10 during the period. % is calculated as Quantity/Base number*100

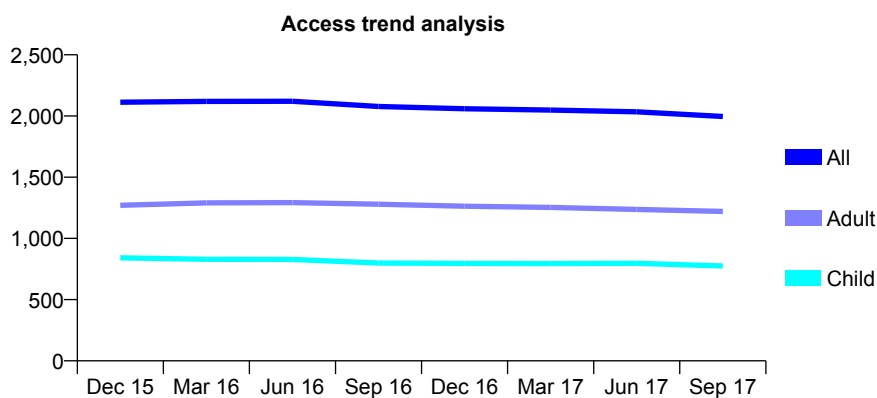
7A1 - Vital Signs At a Glance Contract Report for 162302/0001 - September 2017

Name or company name	Connahs Quay Dental Practice Ltd
Contract type name	GDS Contract
Purpose of contract	General
Contract start date	01/01/2010
Contract end date	

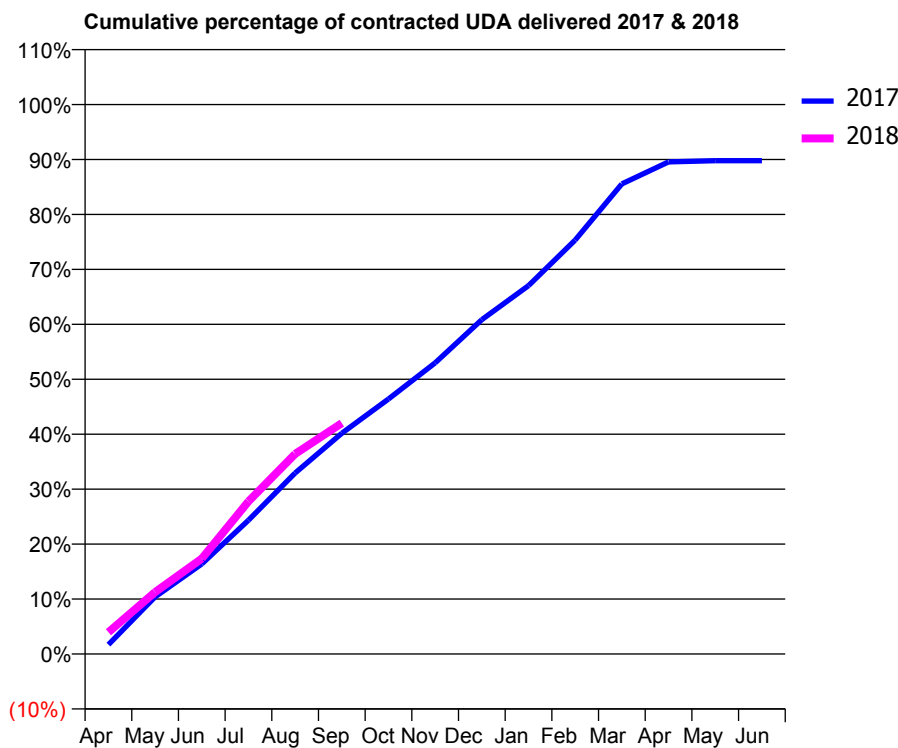
17/18 Contracted general activity (UDA)	6,560
Carry forward general activity (UDA)	0
17/18 Contracted orthodontic activity (UOA)	0
Carry forward orthodontic activity (UOA)	0
Baseline contract value	£122,014.78

ACCESS*

Patients seen in 24 months	Total	Change since previous quarter
Quarter ending September 2016	2,078	
Quarter ending December 2016	2,059	→
Quarter ending March 2017	2,048	→
Quarter ending June 2017	2,034	→
Quarter ending September 2017	1,996	↓
Variance since September 2016	(3.9%)	↓



ACTIVITY



Month	Adjusted Scheduled Activity (UDA)	
	2017	2018
April	113	260
May	682	740
June	1,076	1,140
July	1,598	1,822
August	2,160	2,388
September	2,636	2,756
October	3,045	
November	3,475	
December	3,992	
January	4,397	
February	4,942	
March	5,612	
April	5,875	
May	5,889	
June	5,890	

QUALITY

	Quantity	Base Number	Contract	LHB	Wales
% of FP17s for the same patient ID Re-attending within 3 months - Children	47	632	7.4%	7.9%	10.9%
% of FP17s for the same patient ID Re-attending within 3 months - Adults	218	977	22.3%	13.8%	16.2%
% of FP17s for the same patient ID Re-attending between 3 & 9 months - Children	430	632	68.0%	58.9%	58.9%
% of FP17s for the same patient ID Re-attending between 3 & 9 months - Adults	603	977	61.7%	54.1%	55.2%
% of FP17s for Band 1 Urgent Courses	53	1,473	3.6%	8.5%	9.1%
% of FP17s Relating to Free Repair or Replacements	16	1,473	1.1%	0.8%	0.8%
% of FP17s Relating to Continuations	31	1,473	2.1%	0.9%	0.8%
% of Patients satisfied with the dentistry they have received	12	13	92.3%	91.3%	92.0%
% of Patients satisfied with the time they had to wait for an appointment	13	13	100.0%	87.3%	87.6%

* This is based on patients treated on this contract for their most recent course of treatment. Figures in italics indicate the base number of FP17s or Patient Questionnaire responses are less than 100. N/A is shown where the base number of responses is less than 10 during the period. % is calculated as Quantity/Base number*100

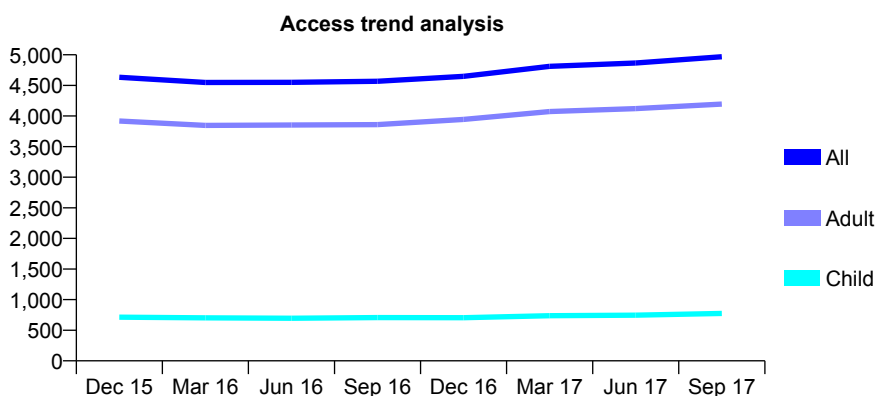
7A1 - Vital Signs At a Glance Contract Report for 164542/0001 - September 2017

Name or company name	Coppersun Dental Care Ltd
Contract type name	GDS Contract
Purpose of contract	General
Contract start date	01/11/2009
Contract end date	

17/18 Contracted general activity (UDA)	17,795
Carry forward general activity (UDA)	-672
17/18 Contracted orthodontic activity (UOA)	0
Carry forward orthodontic activity (UOA)	0
Baseline contract value	£374,949.47

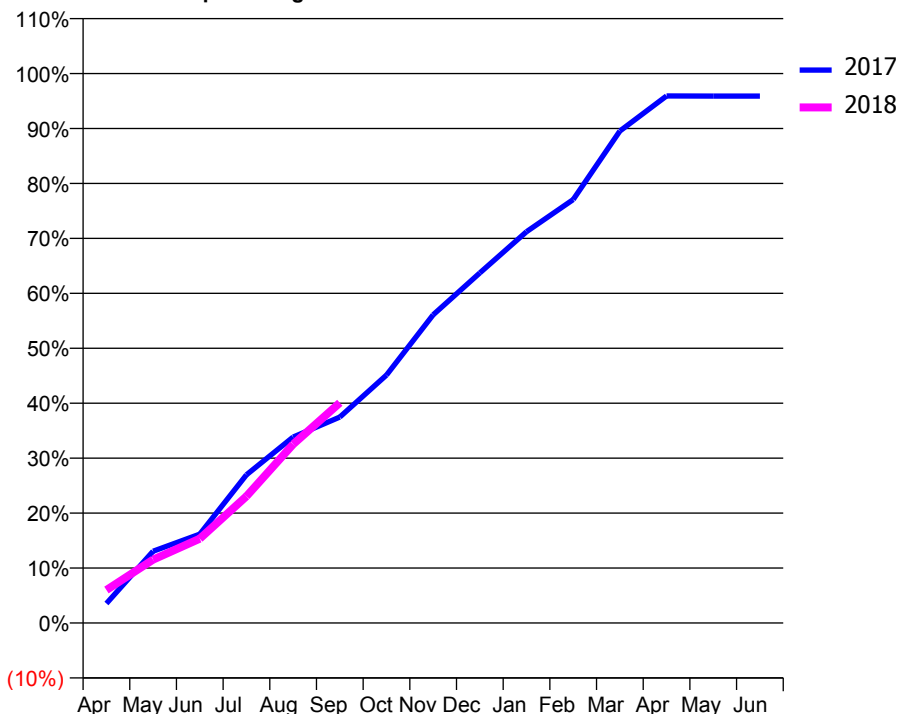
ACCESS*

Patients seen in 24 months	Total	Change since previous quarter
Quarter ending September 2016	4,567	
Quarter ending December 2016	4,649	→
Quarter ending March 2017	4,811	↑
Quarter ending June 2017	4,867	→
Quarter ending September 2017	4,969	↑
Variance since September 2016	8.8%	↑



ACTIVITY

Cumulative percentage of contracted UDA delivered 2017 & 2018



Month	Adjusted Scheduled Activity (UDA)	
	2017	2018
April	581	1,067
May	2,140	2,052
June	2,651	2,731
July	4,421	4,103
August	5,544	5,789
September	6,144	7,132
October	7,394	
November	9,192	
December	10,442	
January	11,672	
February	12,629	
March	14,673	
April	15,719	
May	15,717	
June	15,717	

QUALITY

	Quantity	Base Number	Contract	LHB	Wales
% of FP17s for the same patient ID Re-attending within 3 months - Children	62	620	10.0%	7.9%	10.9%
% of FP17s for the same patient ID Re-attending within 3 months - Adults	634	3,252	19.5%	13.8%	16.2%
% of FP17s for the same patient ID Re-attending between 3 & 9 months - Children	386	620	62.3%	58.9%	58.9%
% of FP17s for the same patient ID Re-attending between 3 & 9 months - Adults	1,579	3,252	48.6%	54.1%	55.2%
% of FP17s for Band 1 Urgent Courses	295	3,408	8.7%	8.5%	9.1%
% of FP17s Relating to Free Repair or Replacements	43	3,408	1.3%	0.8%	0.8%
% of FP17s Relating to Continuations	21	3,408	0.6%	0.9%	0.8%
% of Patients satisfied with the dentistry they have received	47	48	97.9%	91.3%	92.0%
% of Patients satisfied with the time they had to wait for an appointment	47	48	97.9%	87.3%	87.6%

* This is based on patients treated on this contract for their most recent course of treatment. Figures in italics indicate the base number of FP17s or Patient Questionnaire responses are less than 100. N/A is shown where the base number of responses is less than 10 during the period. % is calculated as Quantity/Base number*100

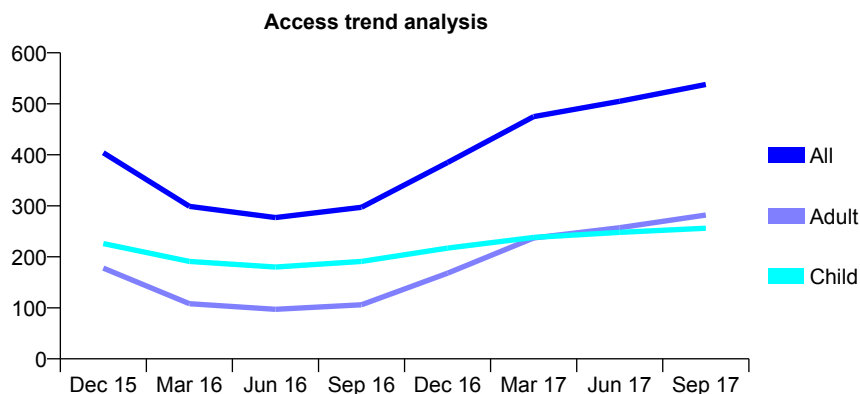
7A1 - Vital Signs At a Glance Contract Report for 164577/0001 - September 2017

Name or company name	Entwistle, Williams & Jenkins GDS Contract
Contract type name	GDS Contract
Purpose of contract	General
Contract start date	31/08/2013
Contract end date	

17/18 Contracted general activity (UDA)	1,350
Carry forward general activity (UDA)	-43
17/18 Contracted orthodontic activity (UOA)	0
Carry forward orthodontic activity (UOA)	0
Baseline contract value	£31,819.75

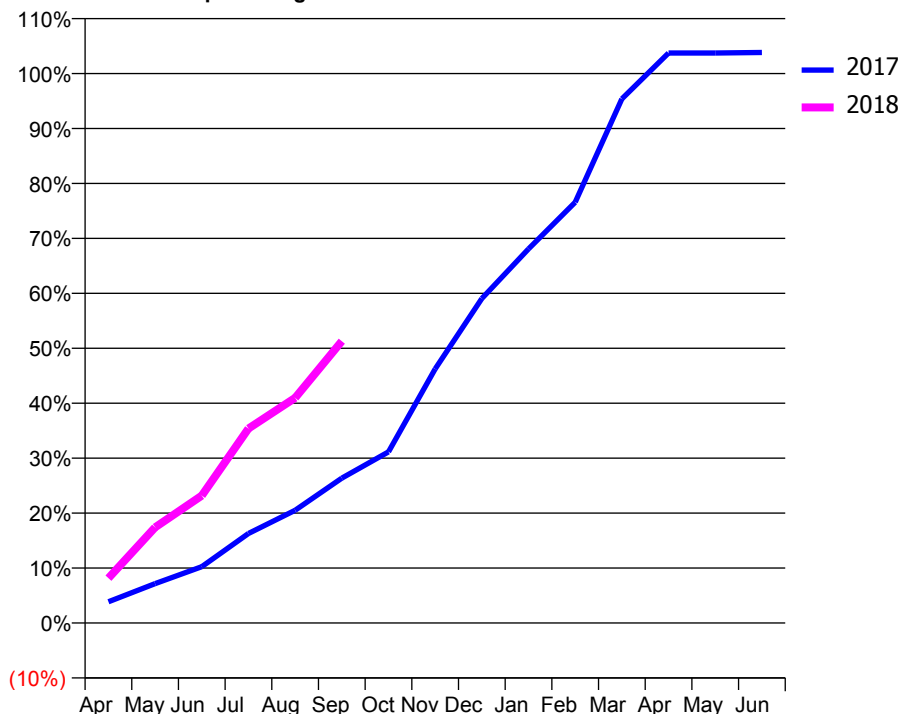
ACCESS*

Patients seen in 24 months	Total	Change since previous quarter
Quarter ending September 2016	297	
Quarter ending December 2016	385	↑
Quarter ending March 2017	475	↑
Quarter ending June 2017	505	↑
Quarter ending September 2017	538	↑
Variance since September 2016	81.1%	↑



ACTIVITY

Cumulative percentage of contracted UDA delivered 2017 & 2018



Adjusted Scheduled Activity (UDA)

Month	2017	2018
April	44	110
May	81	235
June	117	313
July	185	478
August	233	553
September	299	692
October	354	
November	525	
December	671	
January	773	
February	870	
March	1,083	
April	1,178	
May	1,178	
June	1,179	

QUALITY

	Quantity	Base Number	Contract	LHB	Wales
% of FP17s for the same patient ID Re-attending within 3 months - Children	19	201	9.5%	7.9%	10.9%
% of FP17s for the same patient ID Re-attending within 3 months - Adults	23	190	12.1%	13.8%	16.2%
% of FP17s for the same patient ID Re-attending between 3 & 9 months - Children	114	201	56.7%	58.9%	58.9%
% of FP17s for the same patient ID Re-attending between 3 & 9 months - Adults	75	190	39.5%	54.1%	55.2%
% of FP17s for Band 1 Urgent Courses	32	364	8.8%	8.5%	9.1%
% of FP17s Relating to Free Repair or Replacements	0	364	0.0%	0.8%	0.8%
% of FP17s Relating to Continuations	3	364	0.8%	0.9%	0.8%
% of Patients satisfied with the dentistry they have received	0	0	N/A	91.3%	92.0%
% of Patients satisfied with the time they had to wait for an appointment	0	0	N/A	87.3%	87.6%

* This is based on patients treated on this contract for their most recent course of treatment. Figures in italics indicate the base number of FP17s or Patient Questionnaire responses are less than 100. N/A is shown where the base number of responses is less than 10 during the period. % is calculated as Quantity/Base number*100

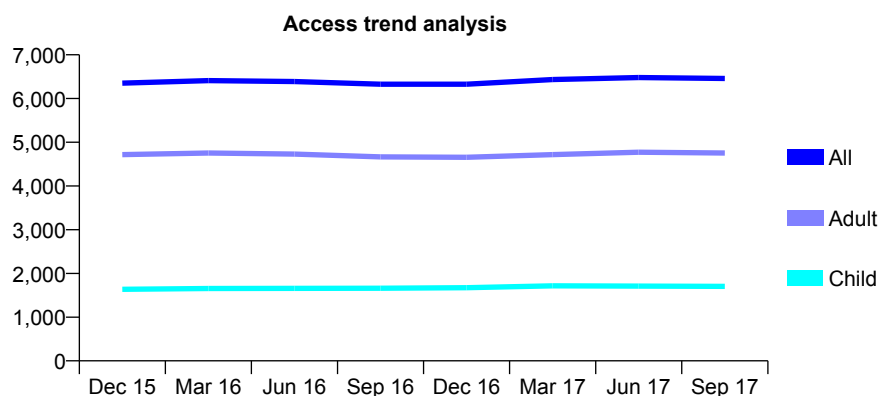
7A1 - Vital Signs At a Glance Contract Report for 167096/0002 - September 2017

Name or company name	Longford Road Dental Practice Ltd
Contract type name	GDS Contract
Purpose of contract	General
Contract start date	01/11/2013
Contract end date	

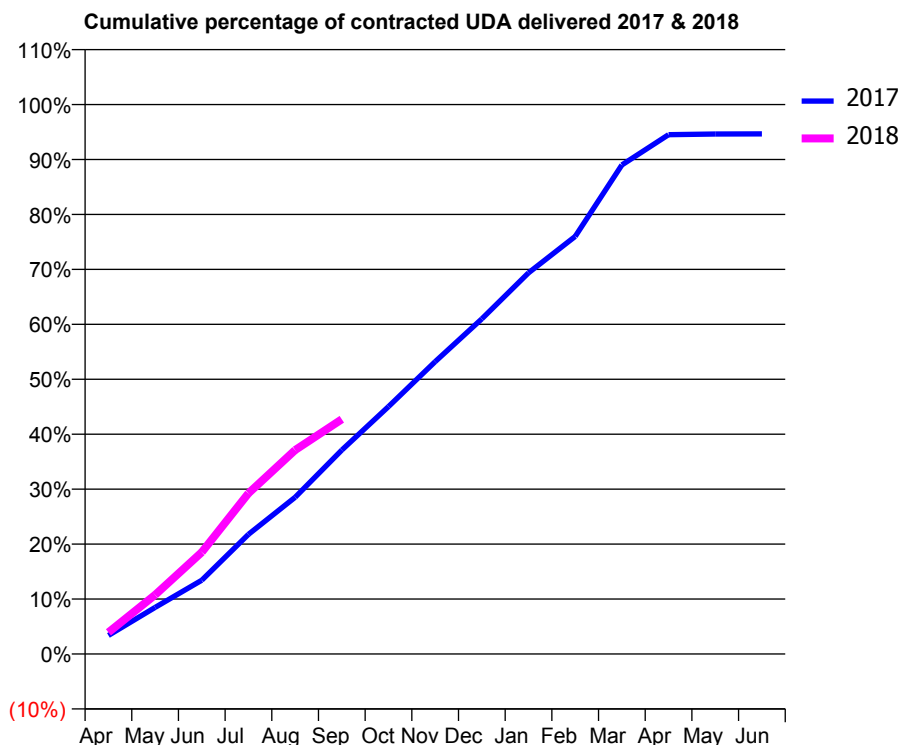
17/18 Contracted general activity (UDA)	21,915
Carry forward general activity (UDA)	0
17/18 Contracted orthodontic activity (UOA)	0
Carry forward orthodontic activity (UOA)	0
Baseline contract value	£468,053.52

ACCESS*

Patients seen in 24 months	Total	Change since previous quarter
Quarter ending September 2016	6,326	
Quarter ending December 2016	6,328	→
Quarter ending March 2017	6,433	→
Quarter ending June 2017	6,480	→
Quarter ending September 2017	6,459	→
Variance since September 2016	2.1%	↑



ACTIVITY



Month	Adjusted Scheduled Activity (UDA)	
	2017	2018
April	755	866
May	1,893	2,360
June	2,994	4,061
July	4,860	6,410
August	6,361	8,137
September	8,279	9,362
October	10,046	
November	11,867	
December	13,608	
January	15,472	
February	16,951	
March	19,851	
April	21,078	
May	21,108	
June	21,112	

QUALITY

	Quantity	Base Number	Contract	LHB	Wales
% of FP17s for the same patient ID Re-attending within 3 months - Children	85	1,433	5.9%	7.9%	10.9%
% of FP17s for the same patient ID Re-attending within 3 months - Adults	535	3,625	14.8%	13.8%	16.2%
% of FP17s for the same patient ID Re-attending between 3 & 9 months - Children	1,036	1,433	72.3%	58.9%	58.9%
% of FP17s for the same patient ID Re-attending between 3 & 9 months - Adults	1,943	3,625	53.6%	54.1%	55.2%
% of FP17s for Band 1 Urgent Courses	407	4,527	9.0%	8.5%	9.1%
% of FP17s Relating to Free Repair or Replacements	44	4,527	1.0%	0.8%	0.8%
% of FP17s Relating to Continuations	26	4,527	0.6%	0.9%	0.8%
% of Patients satisfied with the dentistry they have received	28	31	90.3%	91.3%	92.0%
% of Patients satisfied with the time they had to wait for an appointment	27	31	87.1%	87.3%	87.6%

* This is based on patients treated on this contract for their most recent course of treatment. Figures in italics indicate the base number of FP17s or Patient Questionnaire responses are less than 100. N/A is shown where the base number of responses is less than 10 during the period. % is calculated as Quantity/Base number*100

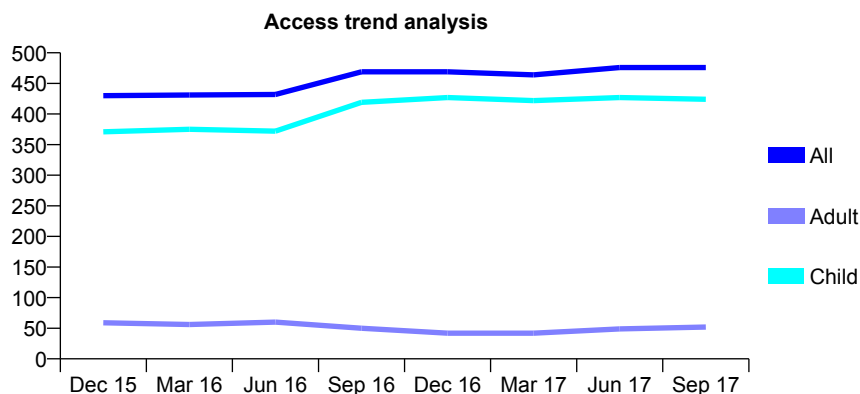
7A1 - Vital Signs At a Glance Contract Report for 170003/0001 - September 2017

Name or company name	Meacher & Associates Limited
Contract type name	GDS Contract
Purpose of contract	General
Contract start date	01/06/2010
Contract end date	

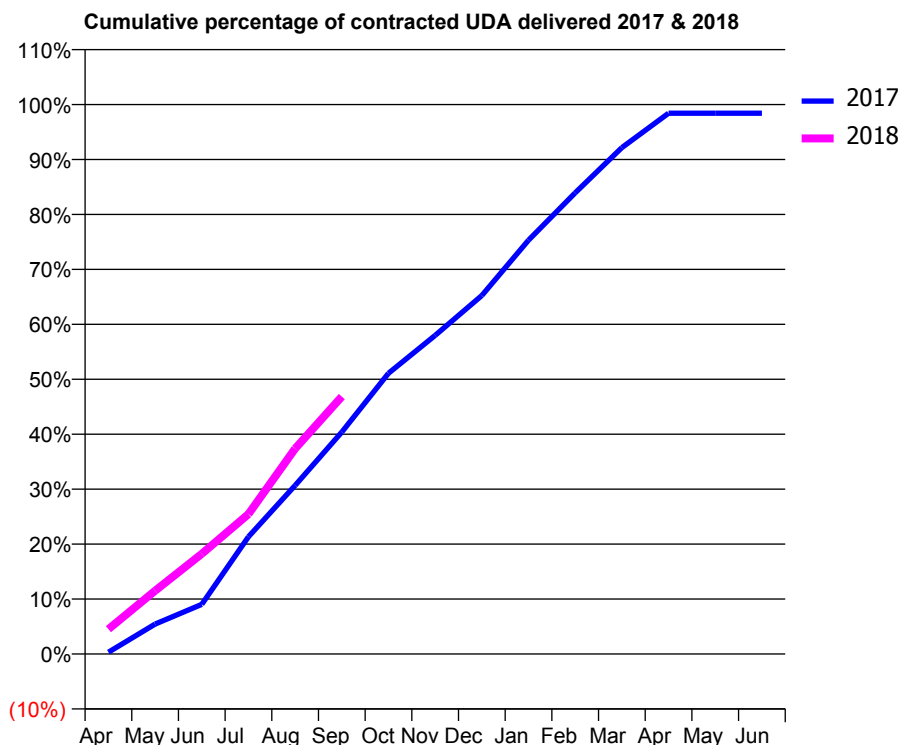
17/18 Contracted general activity (UDA)	975
Carry forward general activity (UDA)	15
17/18 Contracted orthodontic activity (UOA)	0
Carry forward orthodontic activity (UOA)	0
Baseline contract value	£23,337.03

ACCESS*

Patients seen in 24 months	Total	Change since previous quarter
Quarter ending September 2016	469	
Quarter ending December 2016	469	→
Quarter ending March 2017	464	↓
Quarter ending June 2017	476	↑
Quarter ending September 2017	476	→
Variance since September 2016	1.5%	→



ACTIVITY



Month	Adjusted Scheduled Activity (UDA)	
	2017	2018
April	3	44
May	53	112
June	88	178
July	208	248
August	299	365
September	394	457
October	498	
November	565	
December	636	
January	734	
February	818	
March	899	
April	960	
May	960	
June	960	

QUALITY

	Quantity	Base Number	Contract	LHB	Wales
% of FP17s for the same patient ID Re-attending within 3 months - Children	15	416	3.6%	7.9%	10.9%
% of FP17s for the same patient ID Re-attending within 3 months - Adults	0	0	N/A	13.8%	16.2%
% of FP17s for the same patient ID Re-attending between 3 & 9 months - Children	310	416	74.5%	58.9%	58.9%
% of FP17s for the same patient ID Re-attending between 3 & 9 months - Adults	0	0	N/A	54.1%	55.2%
% of FP17s for Band 1 Urgent Courses	9	370	2.4%	8.5%	9.1%
% of FP17s Relating to Free Repair or Replacements	0	370	0.0%	0.8%	0.8%
% of FP17s Relating to Continuations	0	370	0.0%	0.9%	0.8%
% of Patients satisfied with the dentistry they have received	1	1	N/A	91.3%	92.0%
% of Patients satisfied with the time they had to wait for an appointment	1	1	N/A	87.3%	87.6%

* This is based on patients treated on this contract for their most recent course of treatment. Figures in italics indicate the base number of FP17s or Patient Questionnaire responses are less than 100. N/A is shown where the base number of responses is less than 10 during the period. % is calculated as Quantity/Base number*100

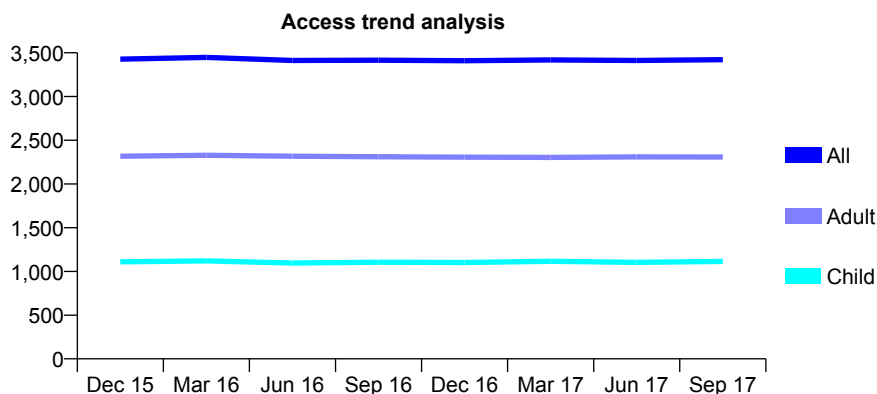
7A1 - Vital Signs At a Glance Contract Report for 173185/0001 - September 2017

Name or company name	Deintyddfa Deudraeth Dental Care Ltd.
Contract type name	GDS Contract
Purpose of contract	General and Orthodontic
Contract start date	01/05/2010
Contract end date	

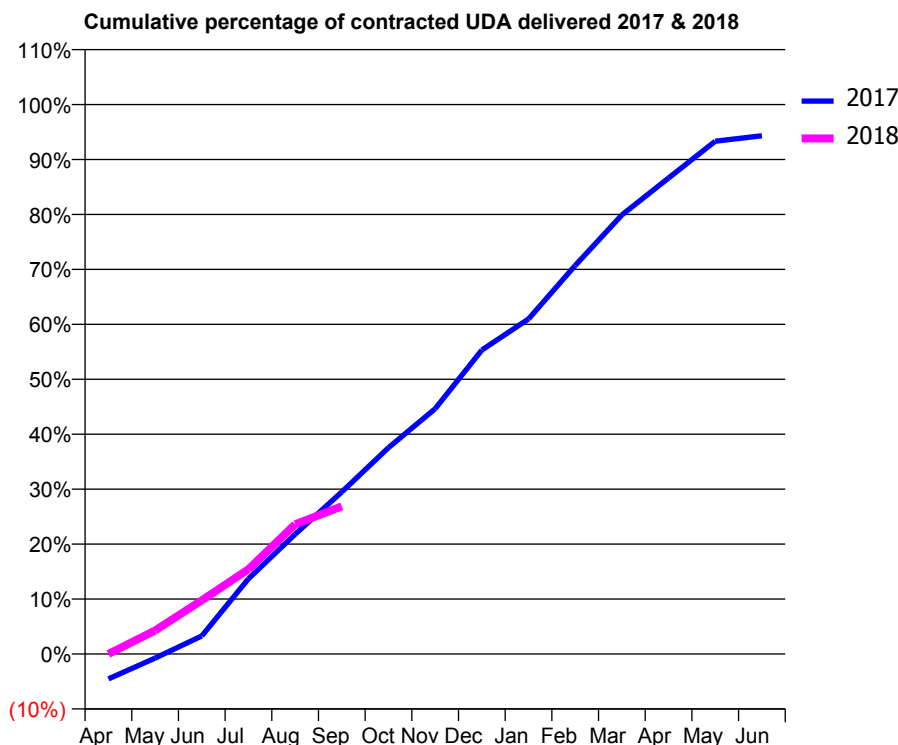
17/18 Contracted general activity (UDA)	9,059
Carry forward general activity (UDA)	0
17/18 Contracted orthodontic activity (UOA)	1,143
Carry forward orthodontic activity (UOA)	-4
Baseline contract value	£327,884.94

ACCESS*

Patients seen in 24 months	Total	Change since previous quarter
Quarter ending September 2016	3,416	
Quarter ending December 2016	3,409	→
Quarter ending March 2017	3,419	→
Quarter ending June 2017	3,413	→
Quarter ending September 2017	3,422	→
Variance since September 2016	0.2%	→



ACTIVITY



Month	Adjusted Scheduled Activity (UDA)	
	2017	2018
April	-413	0
May	-70	388
June	298	884
July	1,240	1,397
August	1,976	2,137
September	2,672	2,434
October	3,403	
November	4,044	
December	5,012	
January	5,524	
February	6,405	
March	7,238	
April	7,846	
May	8,453	
June	8,544	

QUALITY

	Quantity	Base Number	Contract	LHB	Wales
% of FP17s for the same patient ID Re-attending within 3 months - Children	65	879	7.4%	7.9%	10.9%
% of FP17s for the same patient ID Re-attending within 3 months - Adults	133	1,515	8.8%	13.8%	16.2%
% of FP17s for the same patient ID Re-attending between 3 & 9 months - Children	567	879	64.5%	58.9%	58.9%
% of FP17s for the same patient ID Re-attending between 3 & 9 months - Adults	958	1,515	63.2%	54.1%	55.2%
% of FP17s for Band 1 Urgent Courses	25	1,652	1.5%	8.5%	9.1%
% of FP17s Relating to Free Repair or Replacements	0	1,652	0.0%	0.8%	0.8%
% of FP17s Relating to Continuations	27	1,652	1.6%	0.9%	0.8%
% of Patients satisfied with the dentistry they have received	9	9	N/A	91.3%	92.0%
% of Patients satisfied with the time they had to wait for an appointment	9	9	N/A	87.3%	87.6%

* This is based on patients treated on this contract for their most recent course of treatment. Figures in italics indicate the base number of FP17s or Patient Questionnaire responses are less than 100. N/A is shown where the base number of responses is less than 10 during the period. % is calculated as Quantity/Base number*100

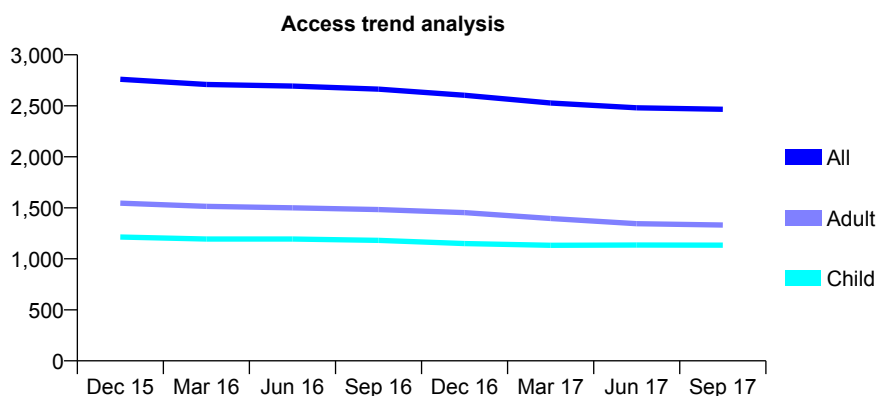
7A1 - Vital Signs At a Glance Contract Report for 173223/0001 - September 2017

Name or company name	The Kandy Lodge Dental Practice Partners
Contract type name	GDS Contract
Purpose of contract	General
Contract start date	01/12/2013
Contract end date	

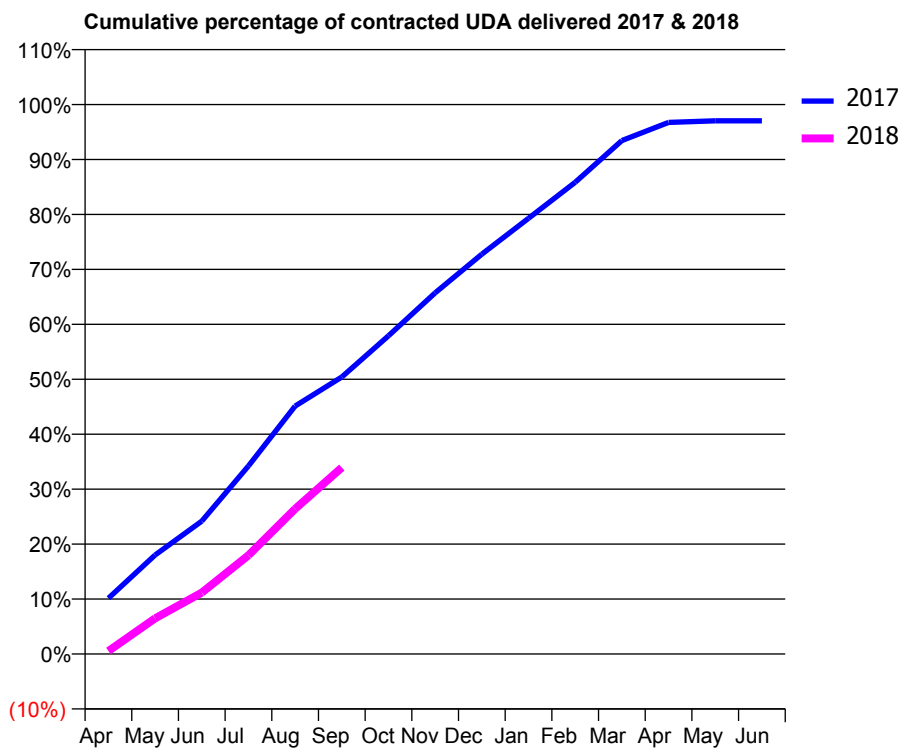
17/18 Contracted general activity (UDA)	8,624
Carry forward general activity (UDA)	234
17/18 Contracted orthodontic activity (UOA)	0
Carry forward orthodontic activity (UOA)	0
Baseline contract value	£163,904.12

ACCESS*

Patients seen in 24 months	Total	Change since previous quarter
Quarter ending September 2016	2,664	
Quarter ending December 2016	2,603	↓
Quarter ending March 2017	2,528	↓
Quarter ending June 2017	2,480	↓
Quarter ending September 2017	2,466	→
Variance since September 2016	(7.4%)	↓



ACTIVITY



Month	Adjusted Scheduled Activity (UDA)	
	2017	2018
April	804	48
May	1,426	561
June	1,916	964
July	2,710	1,550
August	3,573	2,278
September	3,993	2,926
October	4,587	
November	5,205	
December	5,763	
January	6,280	
February	6,800	
March	7,400	
April	7,662	
May	7,685	
June	7,686	

QUALITY

	Quantity	Base Number	Contract	LHB	Wales
% of FP17s for the same patient ID Re-attending within 3 months - Children	47	977	4.8%	7.9%	10.9%
% of FP17s for the same patient ID Re-attending within 3 months - Adults	116	853	13.6%	13.8%	16.2%
% of FP17s for the same patient ID Re-attending between 3 & 9 months - Children	676	977	69.2%	58.9%	58.9%
% of FP17s for the same patient ID Re-attending between 3 & 9 months - Adults	470	853	55.1%	54.1%	55.2%
% of FP17s for Band 1 Urgent Courses	151	1,718	8.8%	8.5%	9.1%
% of FP17s Relating to Free Repair or Replacements	1	1,718	0.1%	0.8%	0.8%
% of FP17s Relating to Continuations	16	1,718	0.9%	0.9%	0.8%
% of Patients satisfied with the dentistry they have received	1	2	N/A	91.3%	92.0%
% of Patients satisfied with the time they had to wait for an appointment	2	2	N/A	87.3%	87.6%

* This is based on patients treated on this contract for their most recent course of treatment. Figures in italics indicate the base number of FP17s or Patient Questionnaire responses are less than 100. N/A is shown where the base number of responses is less than 10 during the period. % is calculated as Quantity/Base number*100

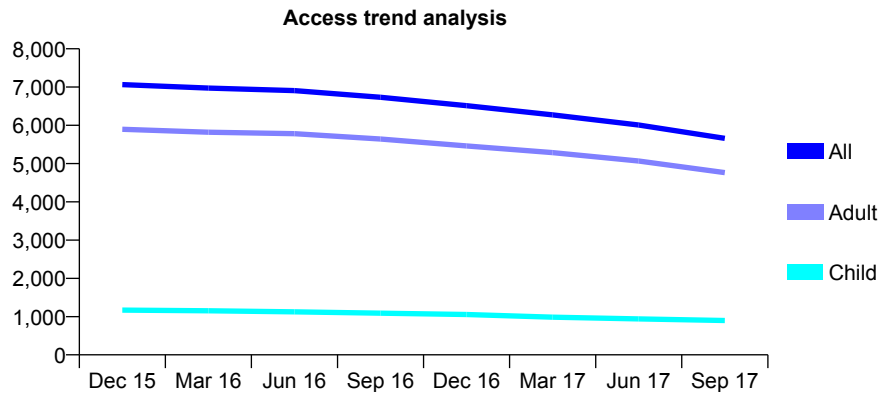
7A1 - Vital Signs At a Glance Contract Report for 175145/0001 - September 2017

Name or company name	Rhyl and Abergele Elwy Dental Partnership
Contract type name	GDS Contract
Purpose of contract	General
Contract start date	01/03/2011
Contract end date	

17/18 Contracted general activity (UDA)	20,786
Carry forward general activity (UDA)	0
17/18 Contracted orthodontic activity (UOA)	0
Carry forward orthodontic activity (UOA)	0
Baseline contract value	£560,761.90

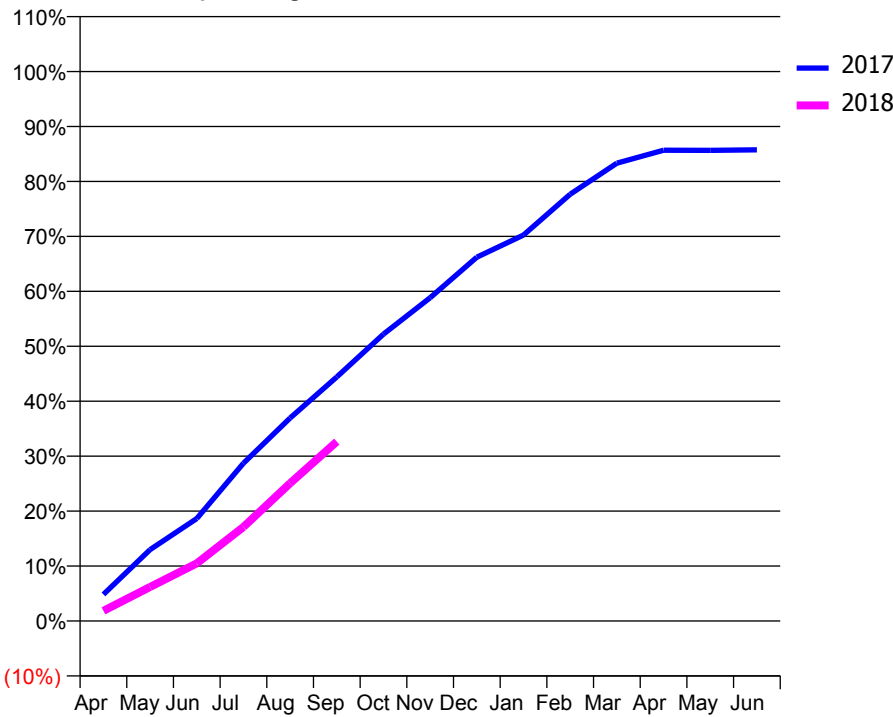
ACCESS*

Patients seen in 24 months	Total	Change since previous quarter
Quarter ending September 2016	6,734	
Quarter ending December 2016	6,513	↓
Quarter ending March 2017	6,273	↓
Quarter ending June 2017	6,008	↓
Quarter ending September 2017	5,660	↓
Variance since September 2016	(15.9%)	↓



ACTIVITY

Cumulative percentage of contracted UDA delivered 2017 & 2018



Month	Adjusted Scheduled Activity (UDA)	
	2017	2018
April	864	387
May	2,315	1,290
June	3,320	2,184
July	5,112	3,560
August	6,577	5,212
September	7,907	6,786
October	9,294	
November	10,474	
December	11,787	
January	12,504	
February	13,826	
March	14,831	
April	15,251	
May	15,248	
June	15,264	

QUALITY

	Quantity	Base Number	Contract	LHB	Wales
% of FP17s for the same patient ID Re-attending within 3 months - Children	16	443	3.6%	7.9%	10.9%
% of FP17s for the same patient ID Re-attending within 3 months - Adults	306	2,589	11.8%	13.8%	16.2%
% of FP17s for the same patient ID Re-attending between 3 & 9 months - Children	221	443	49.9%	58.9%	58.9%
% of FP17s for the same patient ID Re-attending between 3 & 9 months - Adults	1,177	2,589	45.5%	54.1%	55.2%
% of FP17s for Band 1 Urgent Courses	310	2,860	10.8%	8.5%	9.1%
% of FP17s Relating to Free Repair or Replacements	26	2,860	0.9%	0.8%	0.8%
% of FP17s Relating to Continuations	19	2,860	0.7%	0.9%	0.8%
% of Patients satisfied with the dentistry they have received	32	38	84.2%	91.3%	92.0%
% of Patients satisfied with the time they had to wait for an appointment	28	38	73.7%	87.3%	87.6%

* This is based on patients treated on this contract for their most recent course of treatment. Figures in italics indicate the base number of FP17s or Patient Questionnaire responses are less than 100. N/A is shown where the base number of responses is less than 10 during the period. % is calculated as Quantity/Base number*100

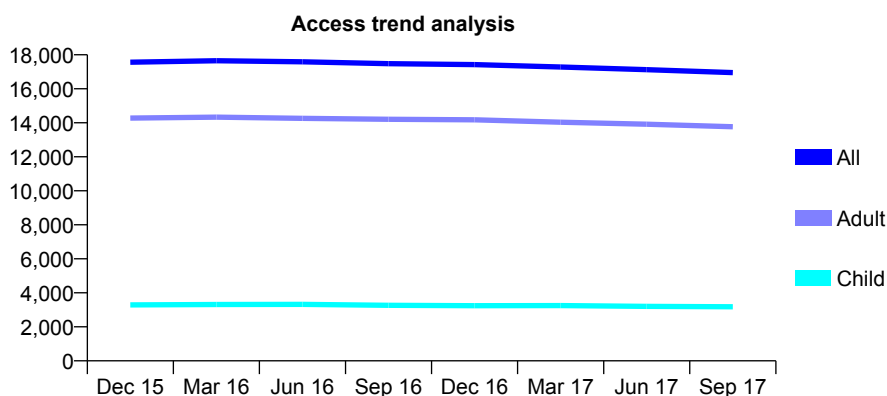
7A1 - Vital Signs At a Glance Contract Report for 175145/0002 - September 2017

Name or company name	Rhyl and Abergele Elwy Dental Partnership
Contract type name	GDS Contract
Purpose of contract	General and Orthodontic
Contract start date	01/03/2011
Contract end date	

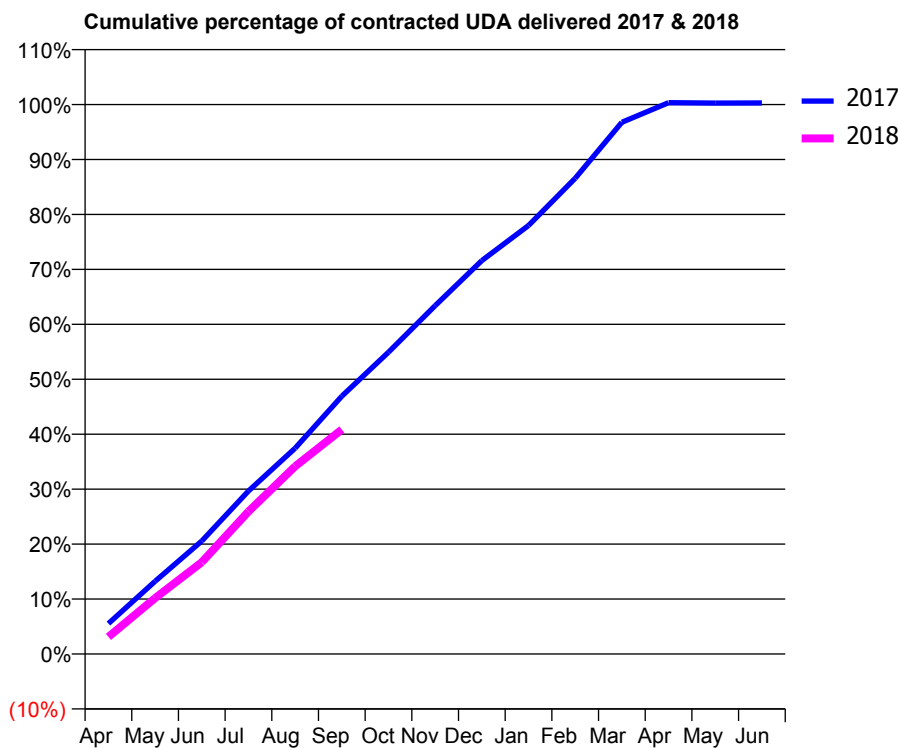
17/18 Contracted general activity (UDA)	49,009
Carry forward general activity (UDA)	134
17/18 Contracted orthodontic activity (UOA)	827
Carry forward orthodontic activity (UOA)	-2
Baseline contract value	£1,406,204.10

ACCESS*

Patients seen in 24 months	Total	Change since previous quarter
Quarter ending September 2016	17,476	
Quarter ending December 2016	17,420	→
Quarter ending March 2017	17,283	→
Quarter ending June 2017	17,126	→
Quarter ending September 2017	16,950	↓
Variance since September 2016	(3.0%)	↓



ACTIVITY



Month	Adjusted Scheduled Activity (UDA)	
	2017	2018
April	2,719	1,530
May	6,482	4,995
June	10,083	8,184
July	14,535	12,707
August	18,362	16,735
September	22,992	20,022
October	26,918	
November	31,067	
December	35,096	
January	38,220	
February	42,424	
March	47,424	
April	49,176	
May	49,142	
June	49,143	

QUALITY

	Quantity	Base Number	Contract	LHB	Wales
% of FP17s for the same patient ID Re-attending within 3 months - Children	138	2,103	6.6%	7.9%	10.9%
% of FP17s for the same patient ID Re-attending within 3 months - Adults	953	8,524	11.2%	13.8%	16.2%
% of FP17s for the same patient ID Re-attending between 3 & 9 months - Children	881	2,103	41.9%	58.9%	58.9%
% of FP17s for the same patient ID Re-attending between 3 & 9 months - Adults	3,068	8,524	36.0%	54.1%	55.2%
% of FP17s for Band 1 Urgent Courses	617	9,812	6.3%	8.5%	9.1%
% of FP17s Relating to Free Repair or Replacements	31	9,812	0.3%	0.8%	0.8%
% of FP17s Relating to Continuations	122	9,812	1.2%	0.9%	0.8%
% of Patients satisfied with the dentistry they have received	54	63	85.7%	91.3%	92.0%
% of Patients satisfied with the time they had to wait for an appointment	55	63	87.3%	87.3%	87.6%

* This is based on patients treated on this contract for their most recent course of treatment. Figures in italics indicate the base number of FP17s or Patient Questionnaire responses are less than 100. N/A is shown where the base number of responses is less than 10 during the period. % is calculated as Quantity/Base number*100

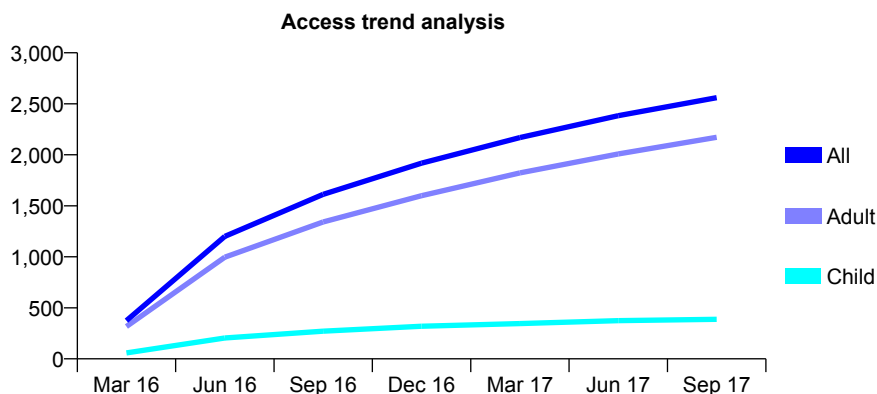
7A1 - Vital Signs At a Glance Contract Report for 175595/0001 - September 2017

Name or company name	MR QM JAFFRI
Contract type name	GDS Contract
Purpose of contract	General
Contract start date	28/12/2015
Contract end date	

17/18 Contracted general activity (UDA)	12,749
Carry forward general activity (UDA)	0
17/18 Contracted orthodontic activity (UOA)	0
Carry forward orthodontic activity (UOA)	0
Baseline contract value	£309,963.50

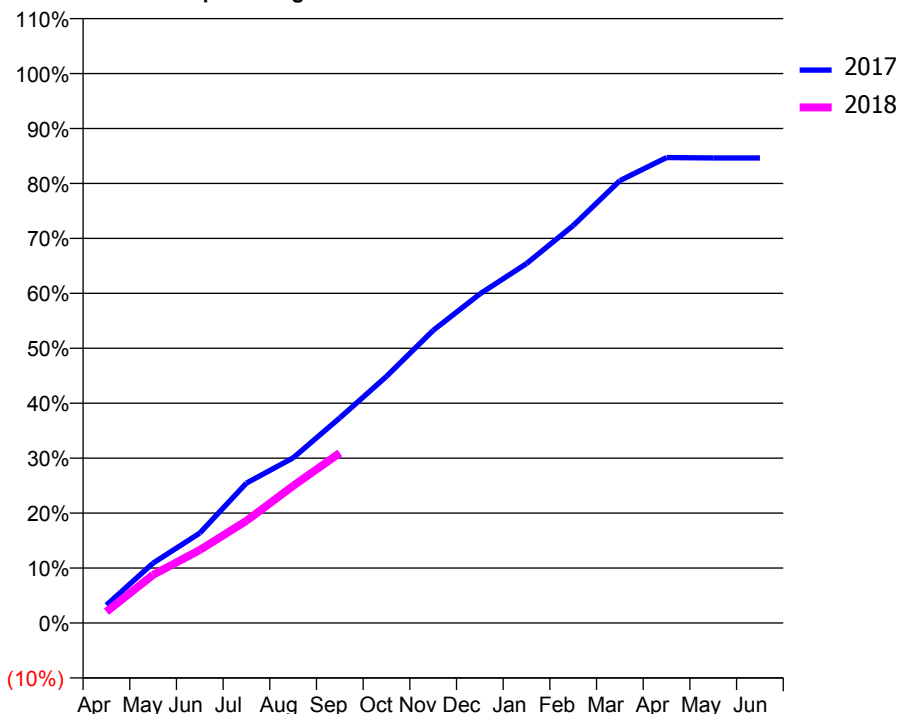
ACCESS*

Patients seen in 24 months	Total	Change since previous quarter
Quarter ending September 2016	1,613	
Quarter ending December 2016	1,918	↑
Quarter ending March 2017	2,169	↑
Quarter ending June 2017	2,384	↑
Quarter ending September 2017	2,560	↑
Variance since September 2016	58.7%	↑



ACTIVITY

Cumulative percentage of contracted UDA delivered 2017 & 2018



Month	Adjusted Scheduled Activity (UDA)	
	2017	2018
April	318	262
May	1,065	1,118
June	1,599	1,693
July	2,487	2,372
August	2,935	3,182
September	3,647	3,945
October	4,384	
November	5,200	
December	5,847	
January	6,389	
February	7,064	
March	7,861	
April	8,271	
May	8,265	
June	8,265	

QUALITY

	Quantity	Base Number	Contract	LHB	Wales
% of FP17s for the same patient ID Re-attending within 3 months - Children	9	270	3.3%	7.9%	10.9%
% of FP17s for the same patient ID Re-attending within 3 months - Adults	145	1,591	9.1%	13.8%	16.2%
% of FP17s for the same patient ID Re-attending between 3 & 9 months - Children	132	270	48.9%	58.9%	58.9%
% of FP17s for the same patient ID Re-attending between 3 & 9 months - Adults	769	1,591	48.3%	54.1%	55.2%
% of FP17s for Band 1 Urgent Courses	124	1,717	7.2%	8.5%	9.1%
% of FP17s Relating to Free Repair or Replacements	10	1,717	0.6%	0.8%	0.8%
% of FP17s Relating to Continuations	17	1,717	1.0%	0.9%	0.8%
% of Patients satisfied with the dentistry they have received	15	15	100.0%	91.3%	92.0%
% of Patients satisfied with the time they had to wait for an appointment	11	15	73.3%	87.3%	87.6%

* This is based on patients treated on this contract for their most recent course of treatment. Figures in italics indicate the base number of FP17s or Patient Questionnaire responses are less than 100. N/A is shown where the base number of responses is less than 10 during the period. % is calculated as Quantity/Base number*100

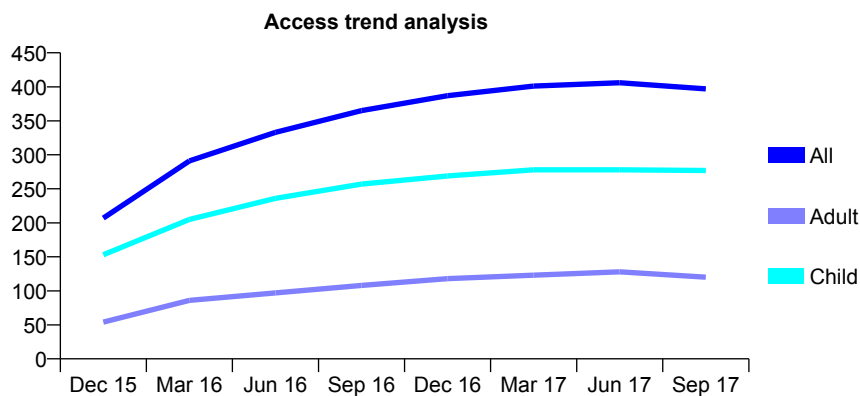
7A1 - Vital Signs At a Glance Contract Report for 175897/0001 - September 2017

Name or company name	C Aston
Contract type name	GDS Contract
Purpose of contract	General
Contract start date	25/07/2015
Contract end date	

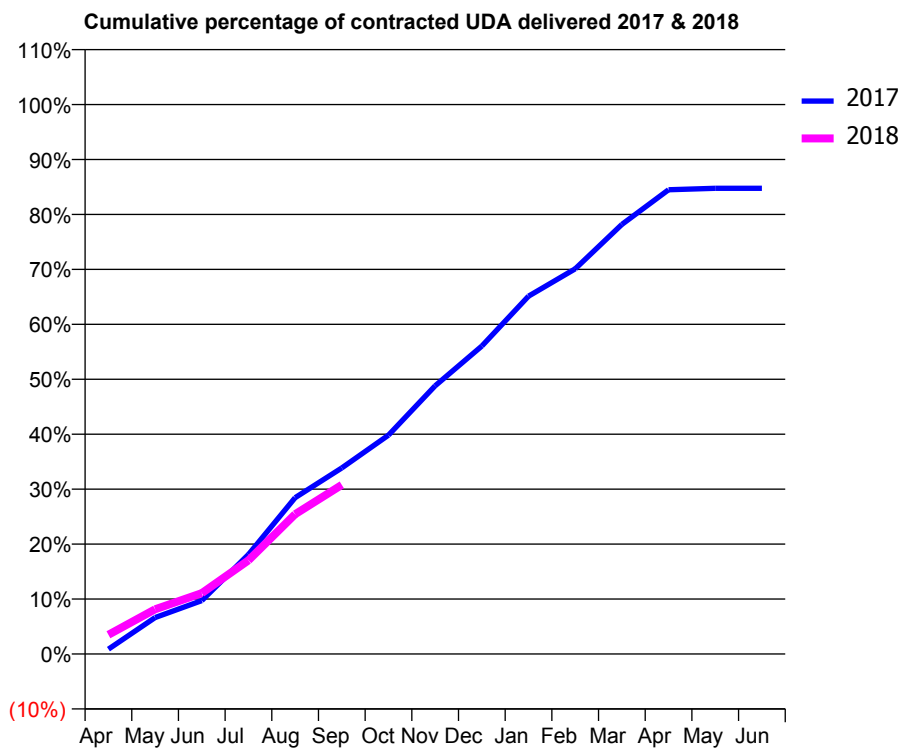
17/18 Contracted general activity (UDA)	1,160
Carry forward general activity (UDA)	0
17/18 Contracted orthodontic activity (UOA)	0
Carry forward orthodontic activity (UOA)	0
Baseline contract value	£27,403.04

ACCESS*

Patients seen in 24 months	Total	Change since previous quarter
Quarter ending September 2016	365	
Quarter ending December 2016	387	↑
Quarter ending March 2017	401	↑
Quarter ending June 2017	406	→
Quarter ending September 2017	397	↓
Variance since September 2016	8.8%	↑



ACTIVITY



Month	Adjusted Scheduled Activity (UDA)	
	2017	2018
April	10	41
May	77	94
June	113	128
July	210	198
August	330	295
September	393	357
October	462	
November	566	
December	650	
January	755	
February	813	
March	907	
April	980	
May	983	
June	983	

QUALITY

	Quantity	Base Number	Contract	LHB	Wales
% of FP17s for the same patient ID Re-attending within 3 months - Children	13	208	6.3%	7.9%	10.9%
% of FP17s for the same patient ID Re-attending within 3 months - Adults	14	73	19.2%	13.8%	16.2%
% of FP17s for the same patient ID Re-attending between 3 & 9 months - Children	129	208	62.0%	58.9%	58.9%
% of FP17s for the same patient ID Re-attending between 3 & 9 months - Adults	36	73	49.3%	54.1%	55.2%
% of FP17s for Band 1 Urgent Courses	15	249	6.0%	8.5%	9.1%
% of FP17s Relating to Free Repair or Replacements	0	249	0.0%	0.8%	0.8%
% of FP17s Relating to Continuations	0	249	0.0%	0.9%	0.8%
% of Patients satisfied with the dentistry they have received	3	4	N/A	91.3%	92.0%
% of Patients satisfied with the time they had to wait for an appointment	3	4	N/A	87.3%	87.6%

* This is based on patients treated on this contract for their most recent course of treatment. Figures in italics indicate the base number of FP17s or Patient Questionnaire responses are less than 100. N/A is shown where the base number of responses is less than 10 during the period. % is calculated as Quantity/Base number*100

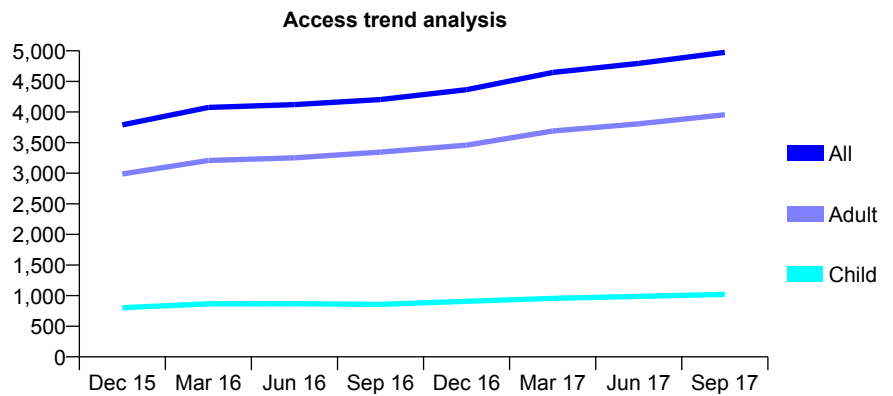
7A1 - Vital Signs At a Glance Contract Report for 182532/0001 - September 2017

Name or company name	R Jotangia
Contract type name	GDS Contract
Purpose of contract	General
Contract start date	18/04/2012
Contract end date	

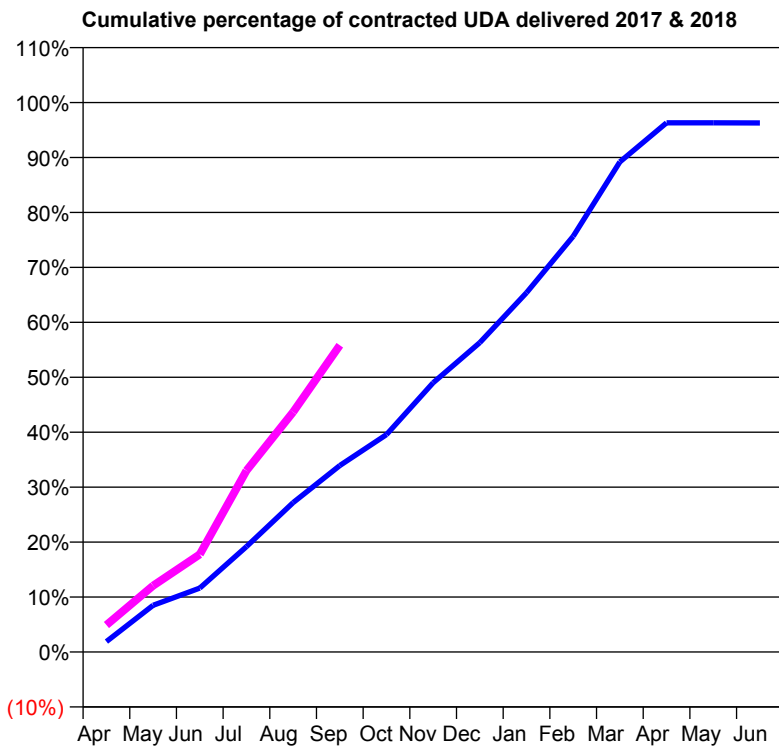
17/18 Contracted general activity (UDA)	13,895
Carry forward general activity (UDA)	0
17/18 Contracted orthodontic activity (UOA)	0
Carry forward orthodontic activity (UOA)	0
Baseline contract value	£323,815.41

ACCESS*

Patients seen in 24 months	Total	Change since previous quarter
Quarter ending September 2016	4,203	
Quarter ending December 2016	4,366	↑
Quarter ending March 2017	4,645	↑
Quarter ending June 2017	4,794	↑
Quarter ending September 2017	4,975	↑
Variance since September 2016	18.4%	↑



ACTIVITY



Month	Adjusted Scheduled Activity (UDA)	
	2017	2018
April	320	682
May	1,433	1,677
June	1,959	2,471
July	3,227	4,586
August	4,577	6,069
September	5,712	7,758
October	6,662	
November	8,248	
December	9,478	
January	11,005	
February	12,735	
March	15,012	
April	16,208	
May	16,208	
June	16,205	

QUALITY

	Quantity	Base Number	Contract	LHB	Wales
% of FP17s for the same patient ID Re-attending within 3 months - Children	81	796	10.2%	7.9%	10.9%
% of FP17s for the same patient ID Re-attending within 3 months - Adults	370	2,698	13.7%	13.8%	16.2%
% of FP17s for the same patient ID Re-attending between 3 & 9 months - Children	439	796	55.2%	58.9%	58.9%
% of FP17s for the same patient ID Re-attending between 3 & 9 months - Adults	1,280	2,698	47.4%	54.1%	55.2%
% of FP17s for Band 1 Urgent Courses	150	3,152	4.8%	8.5%	9.1%
% of FP17s Relating to Free Repair or Replacements	20	3,152	0.6%	0.8%	0.8%
% of FP17s Relating to Continuations	73	3,152	2.3%	0.9%	0.8%
% of Patients satisfied with the dentistry they have received	16	18	88.9%	91.3%	92.0%
% of Patients satisfied with the time they had to wait for an appointment	16	18	88.9%	87.3%	87.6%

* This is based on patients treated on this contract for their most recent course of treatment. Figures in italics indicate the base number of FP17s or Patient Questionnaire responses are less than 100. N/A is shown where the base number of responses is less than 10 during the period. % is calculated as Quantity/Base number*100

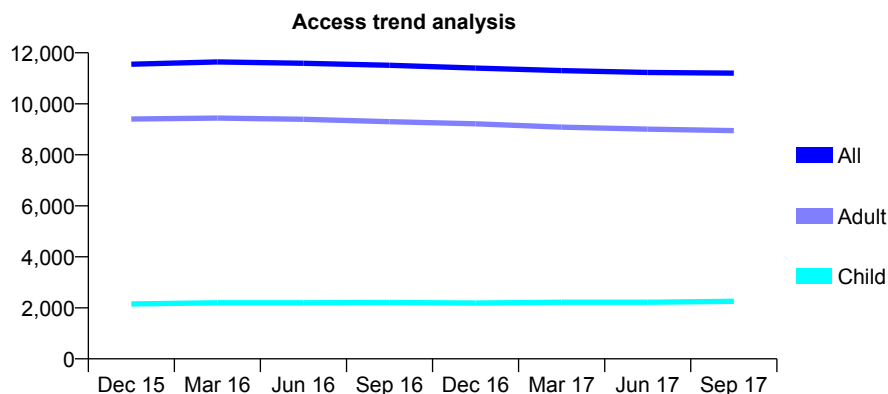
7A1 - Vital Signs At a Glance Contract Report for 186023/0001 - September 2017

Name or company name	D N Dental Limited
Contract type name	GDS Contract
Purpose of contract	General
Contract start date	01/05/2012
Contract end date	

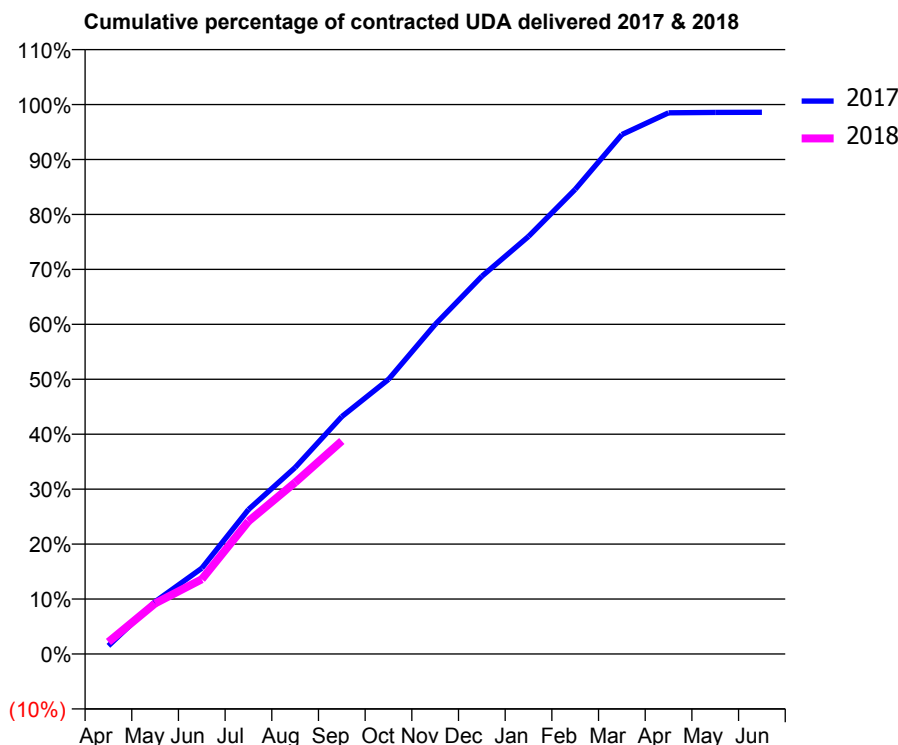
17/18 Contracted general activity (UDA)	36,000
Carry forward general activity (UDA)	528
17/18 Contracted orthodontic activity (UOA)	0
Carry forward orthodontic activity (UOA)	0
Baseline contract value	£861,716.29

ACCESS*

Patients seen in 24 months	Total	Change since previous quarter
Quarter ending September 2016	11,510	
Quarter ending December 2016	11,402	→
Quarter ending March 2017	11,303	→
Quarter ending June 2017	11,228	→
Quarter ending September 2017	11,204	→
Variance since September 2016	(2.7%)	↓



ACTIVITY



Month	Adjusted Scheduled Activity (UDA)	
	2017	2018
April	556	794
May	3,533	3,320
June	5,788	4,899
July	9,750	8,693
August	12,586	11,238
September	16,026	13,957
October	18,535	
November	22,242	
December	25,500	
January	28,184	
February	31,361	
March	35,060	
April	36,531	
May	36,554	
June	36,564	

QUALITY

	Quantity	Base Number	Contract	LHB	Wales
% of FP17s for the same patient ID Re-attending within 3 months - Children	101	1,764	5.7%	7.9%	10.9%
% of FP17s for the same patient ID Re-attending within 3 months - Adults	784	6,379	12.3%	13.8%	16.2%
% of FP17s for the same patient ID Re-attending between 3 & 9 months - Children	1,106	1,764	62.7%	58.9%	58.9%
% of FP17s for the same patient ID Re-attending between 3 & 9 months - Adults	4,181	6,379	65.5%	54.1%	55.2%
% of FP17s for Band 1 Urgent Courses	370	7,502	4.9%	8.5%	9.1%
% of FP17s Relating to Free Repair or Replacements	39	7,502	0.5%	0.8%	0.8%
% of FP17s Relating to Continuations	44	7,502	0.6%	0.9%	0.8%
% of Patients satisfied with the dentistry they have received	32	35	91.4%	91.3%	92.0%
% of Patients satisfied with the time they had to wait for an appointment	33	35	94.3%	87.3%	87.6%

* This is based on patients treated on this contract for their most recent course of treatment. Figures in italics indicate the base number of FP17s or Patient Questionnaire responses are less than 100. N/A is shown where the base number of responses is less than 10 during the period. % is calculated as Quantity/Base number*100

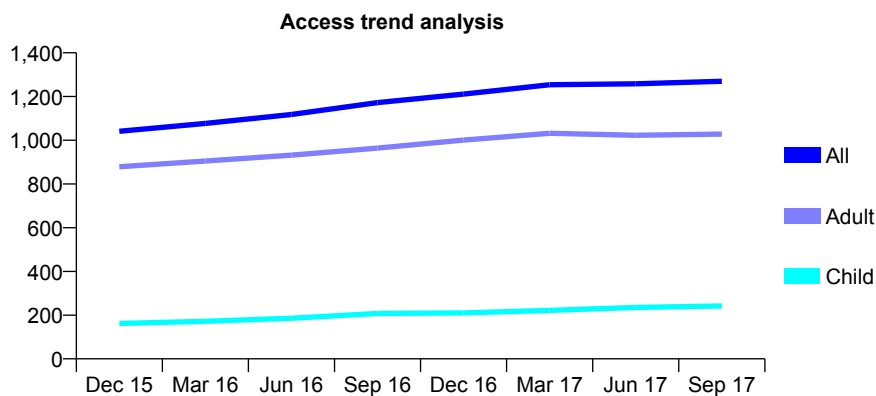
7A1 - Vital Signs At a Glance Contract Report for 187011/0002 - September 2017

Name or company name	Betsi Cadwaladr University Health Board
Contract type name	PDS Contract
Purpose of contract	General
Contract start date	01/04/2006
Contract end date	31/03/2018

17/18 Contracted general activity (UDA)	3,605
Carry forward general activity (UDA)	0
17/18 Contracted orthodontic activity (UOA)	0
Carry forward orthodontic activity (UOA)	0
Baseline contract value	£69,963.76

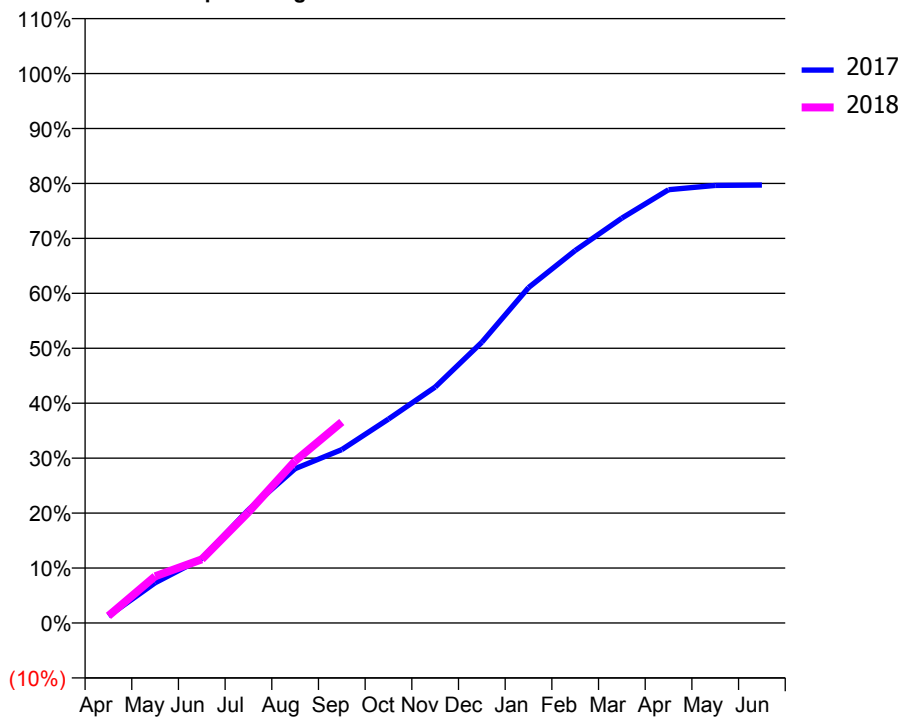
ACCESS*

Patients seen in 24 months	Total	Change since previous quarter
Quarter ending September 2016	1,172	
Quarter ending December 2016	1,211	↑
Quarter ending March 2017	1,254	↑
Quarter ending June 2017	1,258	→
Quarter ending September 2017	1,270	→
Variance since September 2016	8.4%	↑



ACTIVITY

Cumulative percentage of contracted UDA delivered 2017 & 2018



Adjusted Scheduled Activity (UDA)

Month	2017	2018
April	46	47
May	264	307
June	423	418
July	743	728
August	1,012	1,063
September	1,137	1,319
October	1,338	
November	1,548	
December	1,842	
January	2,201	
February	2,444	
March	2,657	
April	2,843	
May	2,870	
June	2,873	

QUALITY

	Quantity	Base Number	Contract	LHB	Wales
% of FP17s for the same patient ID Re-attending within 3 months - Children	3	100	3.0%	7.9%	10.9%
% of FP17s for the same patient ID Re-attending within 3 months - Adults	46	457	10.1%	13.8%	16.2%
% of FP17s for the same patient ID Re-attending between 3 & 9 months - Children	12	100	12.0%	58.9%	58.9%
% of FP17s for the same patient ID Re-attending between 3 & 9 months - Adults	117	457	25.6%	54.1%	55.2%
% of FP17s for Band 1 Urgent Courses	43	454	9.5%	8.5%	9.1%
% of FP17s Relating to Free Repair or Replacements	0	454	0.0%	0.8%	0.8%
% of FP17s Relating to Continuations	0	454	0.0%	0.9%	0.8%
% of Patients satisfied with the dentistry they have received	4	4	N/A	91.3%	92.0%
% of Patients satisfied with the time they had to wait for an appointment	3	4	N/A	87.3%	87.6%

* This is based on patients treated on this contract for their most recent course of treatment. Figures in italics indicate the base number of FP17s or Patient Questionnaire responses are less than 100. N/A is shown where the base number of responses is less than 10 during the period. % is calculated as Quantity/Base number*100

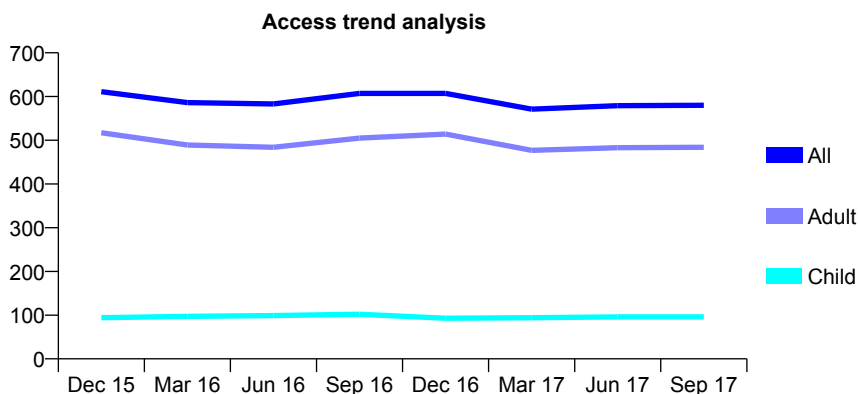
7A1 - Vital Signs At a Glance Contract Report for 187011/0004 - September 2017

Name or company name	Betsi Cadwaladr University Health Board
Contract type name	PDS Contract
Purpose of contract	General
Contract start date	01/04/2006
Contract end date	31/03/2018

17/18 Contracted general activity (UDA)	1,500
Carry forward general activity (UDA)	0
17/18 Contracted orthodontic activity (UOA)	0
Carry forward orthodontic activity (UOA)	0
Baseline contract value	£37,143.11

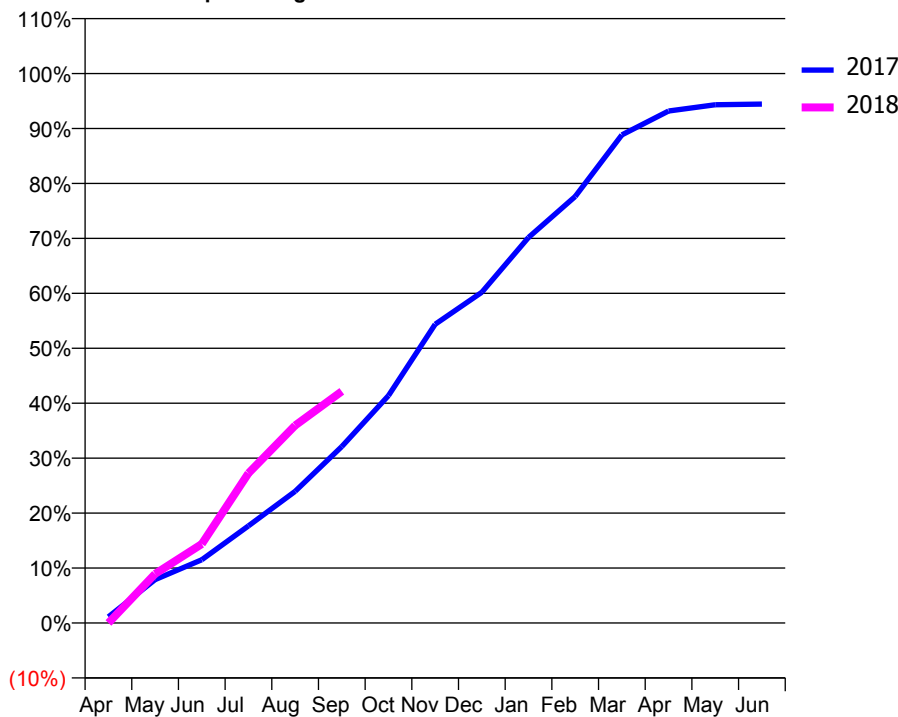
ACCESS*

Patients seen in 24 months	Total	Change since previous quarter
Quarter ending September 2016	607	
Quarter ending December 2016	607	→
Quarter ending March 2017	571	↓
Quarter ending June 2017	579	→
Quarter ending September 2017	580	→
Variance since September 2016	(4.4%)	↓



ACTIVITY

Cumulative percentage of contracted UDA delivered 2017 & 2018



Month	Adjusted Scheduled Activity (UDA)	
	2017	2018
April	17	0
May	119	134
June	173	216
July	265	409
August	360	539
September	482	632
October	621	
November	816	
December	903	
January	1,053	
February	1,164	
March	1,333	
April	1,398	
May	1,415	
June	1,417	

QUALITY

	Quantity	Base Number	Contract	LHB	Wales
% of FP17s for the same patient ID Re-attending within 3 months - Children	0	52	0.0%	7.9%	10.9%
% of FP17s for the same patient ID Re-attending within 3 months - Adults	2	213	0.9%	13.8%	16.2%
% of FP17s for the same patient ID Re-attending between 3 & 9 months - Children	14	52	26.9%	58.9%	58.9%
% of FP17s for the same patient ID Re-attending between 3 & 9 months - Adults	68	213	31.9%	54.1%	55.2%
% of FP17s for Band 1 Urgent Courses	7	229	3.1%	8.5%	9.1%
% of FP17s Relating to Free Repair or Replacements	0	229	0.0%	0.8%	0.8%
% of FP17s Relating to Continuations	0	229	0.0%	0.9%	0.8%
% of Patients satisfied with the dentistry they have received	1	1	N/A	91.3%	92.0%
% of Patients satisfied with the time they had to wait for an appointment	1	1	N/A	87.3%	87.6%

* This is based on patients treated on this contract for their most recent course of treatment. Figures in italics indicate the base number of FP17s or Patient Questionnaire responses are less than 100. N/A is shown where the base number of responses is less than 10 during the period. % is calculated as Quantity/Base number*100

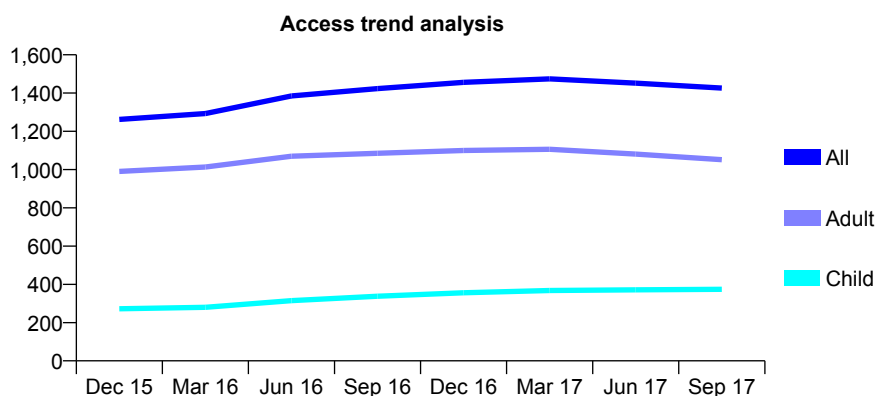
7A1 - Vital Signs At a Glance Contract Report for 187011/0005 - September 2017

Name or company name	Betsi Cadwaladr University Health Board
Contract type name	PDS Contract
Purpose of contract	General
Contract start date	02/04/2006
Contract end date	31/03/2018

17/18 Contracted general activity (UDA)	3,200
Carry forward general activity (UDA)	0
17/18 Contracted orthodontic activity (UOA)	0
Carry forward orthodontic activity (UOA)	0
Baseline contract value	£83,916.90

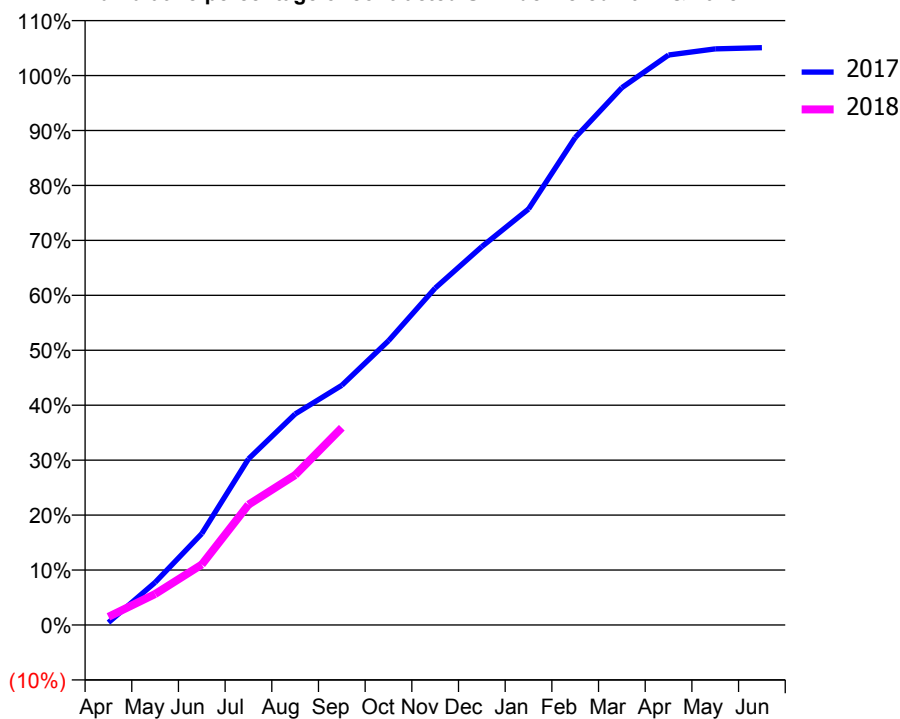
ACCESS*

Patients seen in 24 months	Total	Change since previous quarter
Quarter ending September 2016	1,423	
Quarter ending December 2016	1,456	↑
Quarter ending March 2017	1,474	→
Quarter ending June 2017	1,452	↓
Quarter ending September 2017	1,426	↓
Variance since September 2016	0.2%	→



ACTIVITY

Cumulative percentage of contracted UDA delivered 2017 & 2018



Month	Adjusted Scheduled Activity (UDA)	
	2017	2018
April	14	47
May	248	180
June	533	352
July	967	701
August	1,229	873
September	1,396	1,149
October	1,655	
November	1,962	
December	2,204	
January	2,422	
February	2,839	
March	3,129	
April	3,320	
May	3,355	
June	3,362	

QUALITY

	Quantity	Base Number	Contract	LHB	Wales
% of FP17s for the same patient ID Re-attending within 3 months - Children	18	195	9.2%	7.9%	10.9%
% of FP17s for the same patient ID Re-attending within 3 months - Adults	41	482	8.5%	13.8%	16.2%
% of FP17s for the same patient ID Re-attending between 3 & 9 months - Children	61	195	31.3%	58.9%	58.9%
% of FP17s for the same patient ID Re-attending between 3 & 9 months - Adults	175	482	36.3%	54.1%	55.2%
% of FP17s for Band 1 Urgent Courses	39	550	7.1%	8.5%	9.1%
% of FP17s Relating to Free Repair or Replacements	4	550	0.7%	0.8%	0.8%
% of FP17s Relating to Continuations	1	550	0.2%	0.9%	0.8%
% of Patients satisfied with the dentistry they have received	6	7	N/A	91.3%	92.0%
% of Patients satisfied with the time they had to wait for an appointment	6	7	N/A	87.3%	87.6%

* This is based on patients treated on this contract for their most recent course of treatment. Figures in italics indicate the base number of FP17s or Patient Questionnaire responses are less than 100. N/A is shown where the base number of responses is less than 10 during the period. % is calculated as Quantity/Base number*100

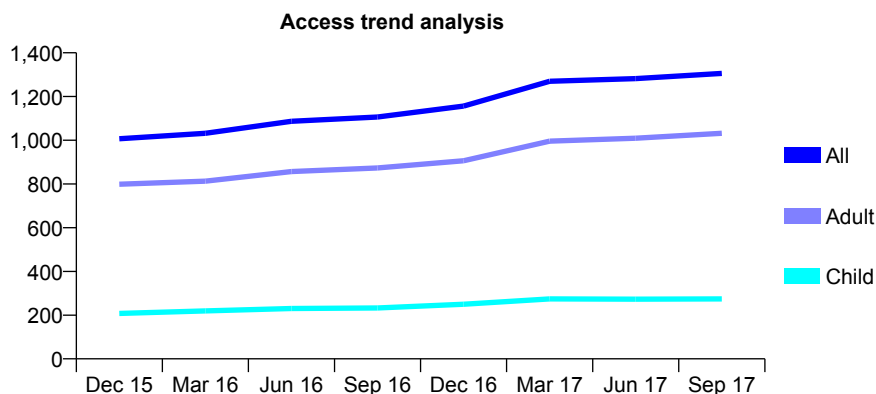
7A1 - Vital Signs At a Glance Contract Report for 188042/0001 - September 2017

Name or company name	T Ferguson
Contract type name	GDS Contract
Purpose of contract	General
Contract start date	01/08/2014
Contract end date	

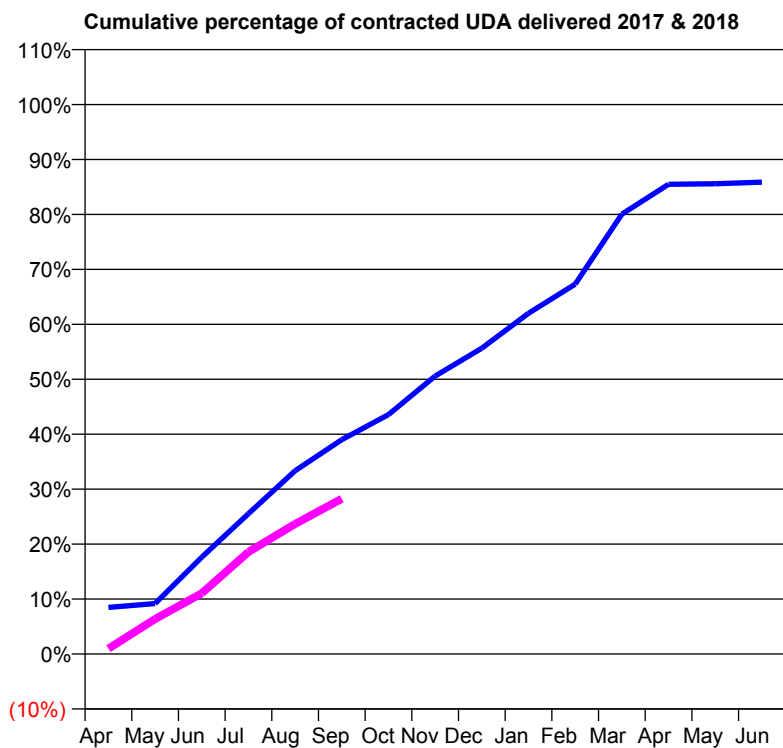
17/18 Contracted general activity (UDA)	5,811
Carry forward general activity (UDA)	0
17/18 Contracted orthodontic activity (UOA)	0
Carry forward orthodontic activity (UOA)	0
Baseline contract value	£183,221.06

ACCESS*

Patients seen in 24 months	Total	Change since previous quarter
Quarter ending September 2016	1,106	
Quarter ending December 2016	1,156	↑
Quarter ending March 2017	1,270	↑
Quarter ending June 2017	1,282	→
Quarter ending September 2017	1,306	→
Variance since September 2016	18.1%	↑



ACTIVITY



Month	Adjusted Scheduled Activity (UDA)	
	2017	2018
April	493	57
May	534	370
June	1,024	642
July	1,485	1,079
August	1,939	1,376
September	2,266	1,642
October	2,531	
November	2,939	
December	3,234	
January	3,604	
February	3,912	
March	4,652	
April	4,967	
May	4,972	
June	4,989	

QUALITY

	Quantity	Base Number	Contract	LHB	Wales
% of FP17s for the same patient ID Re-attending within 3 months - Children	21	210	10.0%	7.9%	10.9%
% of FP17s for the same patient ID Re-attending within 3 months - Adults	133	790	16.8%	13.8%	16.2%
% of FP17s for the same patient ID Re-attending between 3 & 9 months - Children	128	210	61.0%	58.9%	58.9%
% of FP17s for the same patient ID Re-attending between 3 & 9 months - Adults	497	790	62.9%	54.1%	55.2%
% of FP17s for Band 1 Urgent Courses	39	866	4.5%	8.5%	9.1%
% of FP17s Relating to Free Repair or Replacements	9	866	1.0%	0.8%	0.8%
% of FP17s Relating to Continuations	4	866	0.5%	0.9%	0.8%
% of Patients satisfied with the dentistry they have received	3	3	N/A	91.3%	92.0%
% of Patients satisfied with the time they had to wait for an appointment	2	3	N/A	87.3%	87.6%

* This is based on patients treated on this contract for their most recent course of treatment. Figures in italics indicate the base number of FP17s or Patient Questionnaire responses are less than 100. N/A is shown where the base number of responses is less than 10 during the period. % is calculated as Quantity/Base number*100

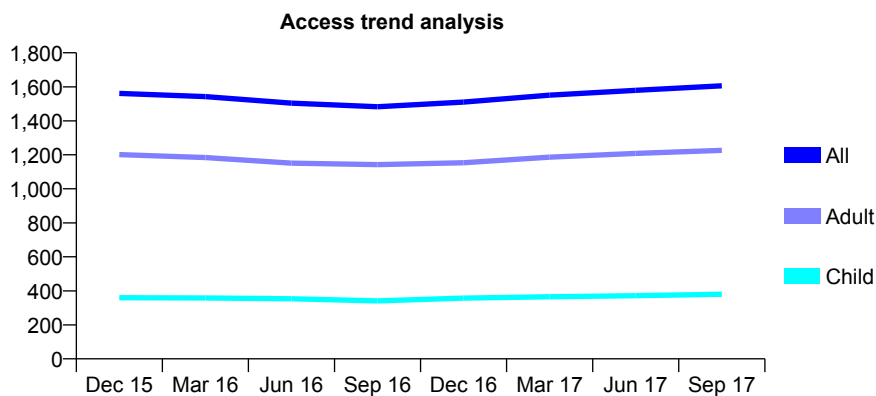
7A1 - Vital Signs At a Glance Contract Report for 192163/0001 - September 2017

Name or company name	Betsi Cadwaladr University Health Board
Contract type name	PDS Contract
Purpose of contract	General
Contract start date	29/03/2010
Contract end date	31/03/2018

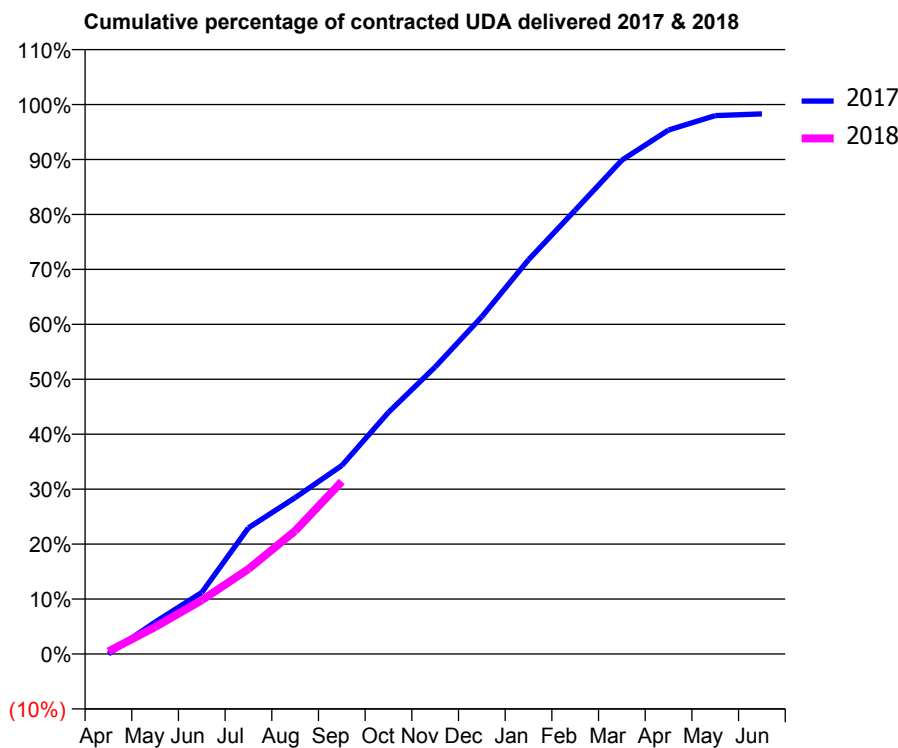
17/18 Contracted general activity (UDA)	4,368
Carry forward general activity (UDA)	0
17/18 Contracted orthodontic activity (UOA)	0
Carry forward orthodontic activity (UOA)	0
Baseline contract value	£169,180.85

ACCESS*

Patients seen in 24 months	Total	Change since previous quarter
Quarter ending September 2016	1,483	
Quarter ending December 2016	1,510	→
Quarter ending March 2017	1,551	↑
Quarter ending June 2017	1,579	→
Quarter ending September 2017	1,606	→
Variance since September 2016	8.3%	↑



ACTIVITY



Month	Adjusted Scheduled Activity (UDA)	
	2017	2018
April	0	20
May	254	214
June	489	427
July	1,003	676
August	1,242	979
September	1,498	1,371
October	1,921	
November	2,282	
December	2,681	
January	3,133	
February	3,528	
March	3,926	
April	4,165	
May	4,279	
June	4,293	

QUALITY

	Quantity	Base Number	Contract	LHB	Wales
% of FP17s for the same patient ID Re-attending within 3 months - Children	13	189	6.9%	7.9%	10.9%
% of FP17s for the same patient ID Re-attending within 3 months - Adults	110	620	17.7%	13.8%	16.2%
% of FP17s for the same patient ID Re-attending between 3 & 9 months - Children	63	189	33.3%	58.9%	58.9%
% of FP17s for the same patient ID Re-attending between 3 & 9 months - Adults	226	620	36.5%	54.1%	55.2%
% of FP17s for Band 1 Urgent Courses	92	628	14.6%	8.5%	9.1%
% of FP17s Relating to Free Repair or Replacements	9	628	1.4%	0.8%	0.8%
% of FP17s Relating to Continuations	5	628	0.8%	0.9%	0.8%
% of Patients satisfied with the dentistry they have received	9	10	90.0%	91.3%	92.0%
% of Patients satisfied with the time they had to wait for an appointment	8	10	80.0%	87.3%	87.6%

* This is based on patients treated on this contract for their most recent course of treatment. Figures in italics indicate the base number of FP17s or Patient Questionnaire responses are less than 100. N/A is shown where the base number of responses is less than 10 during the period. % is calculated as Quantity/Base number*100

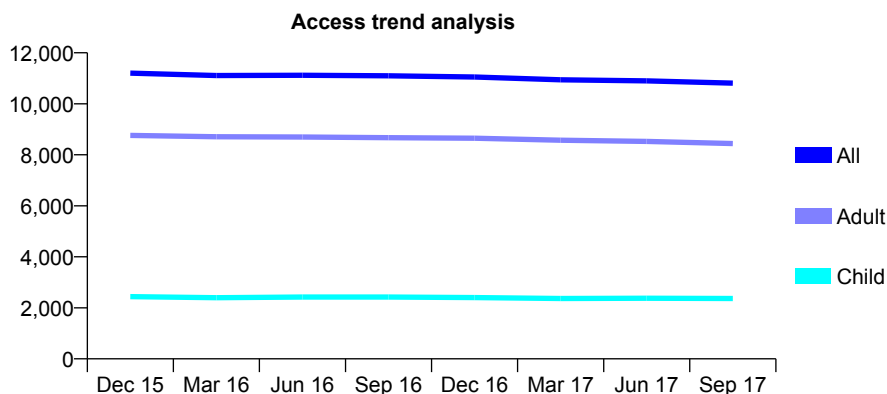
7A1 - Vital Signs At a Glance Contract Report for 193216/0001 - September 2017

Name or company name	Ruthin Dental
Contract type name	GDS Contract
Purpose of contract	General and Orthodontic
Contract start date	01/04/2013
Contract end date	

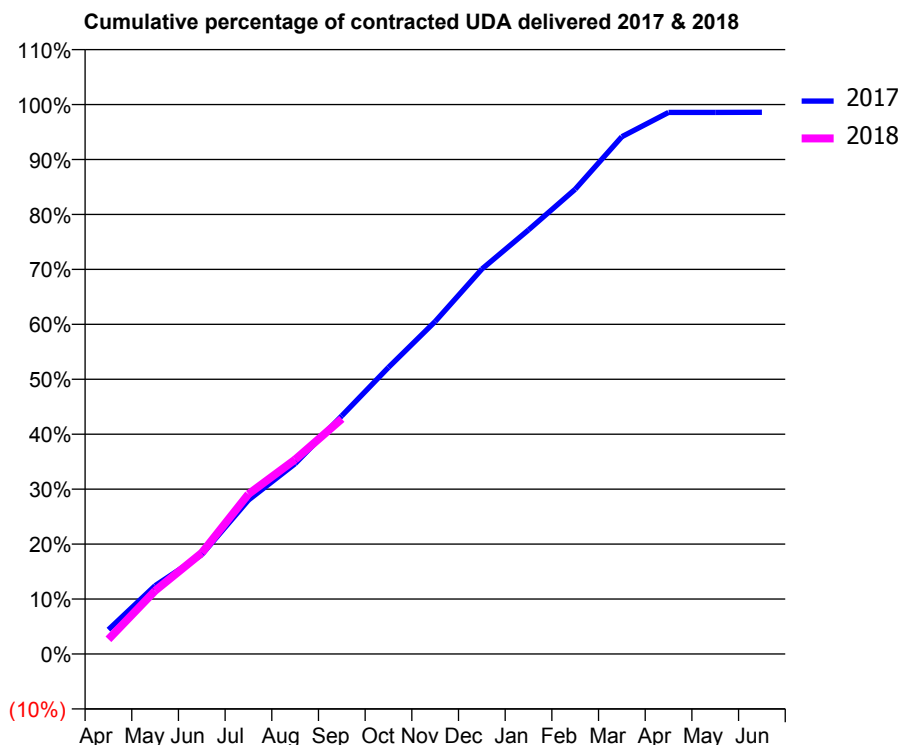
17/18 Contracted general activity (UDA)	32,000
Carry forward general activity (UDA)	0
17/18 Contracted orthodontic activity (UOA)	481
Carry forward orthodontic activity (UOA)	0
Baseline contract value	£848,785.64

ACCESS*

Patients seen in 24 months	Total	Change since previous quarter
Quarter ending September 2016	11,097	
Quarter ending December 2016	11,053	→
Quarter ending March 2017	10,939	↓
Quarter ending June 2017	10,900	→
Quarter ending September 2017	10,811	→
Variance since September 2016	(2.6%)	↓



ACTIVITY



Month	Adjusted Scheduled Activity (UDA)	
	2017	2018
April	1,414	857
May	3,976	3,684
June	5,790	5,891
July	8,968	9,317
August	11,085	11,326
September	13,872	13,696
October	16,689	
November	19,367	
December	22,414	
January	24,701	
February	27,069	
March	30,129	
April	31,542	
May	31,542	
June	31,545	

QUALITY

	Quantity	Base Number	Contract	LHB	Wales
% of FP17s for the same patient ID Re-attending within 3 months - Children	107	1,761	6.1%	7.9%	10.9%
% of FP17s for the same patient ID Re-attending within 3 months - Adults	883	6,142	14.4%	13.8%	16.2%
% of FP17s for the same patient ID Re-attending between 3 & 9 months - Children	1,116	1,761	63.4%	58.9%	58.9%
% of FP17s for the same patient ID Re-attending between 3 & 9 months - Adults	3,468	6,142	56.5%	54.1%	55.2%
% of FP17s for Band 1 Urgent Courses	419	7,187	5.8%	8.5%	9.1%
% of FP17s Relating to Free Repair or Replacements	48	7,187	0.7%	0.8%	0.8%
% of FP17s Relating to Continuations	68	7,187	0.9%	0.9%	0.8%
% of Patients satisfied with the dentistry they have received	49	55	89.1%	91.3%	92.0%
% of Patients satisfied with the time they had to wait for an appointment	49	55	89.1%	87.3%	87.6%

* This is based on patients treated on this contract for their most recent course of treatment. Figures in italics indicate the base number of FP17s or Patient Questionnaire responses are less than 100. N/A is shown where the base number of responses is less than 10 during the period. % is calculated as Quantity/Base number*100

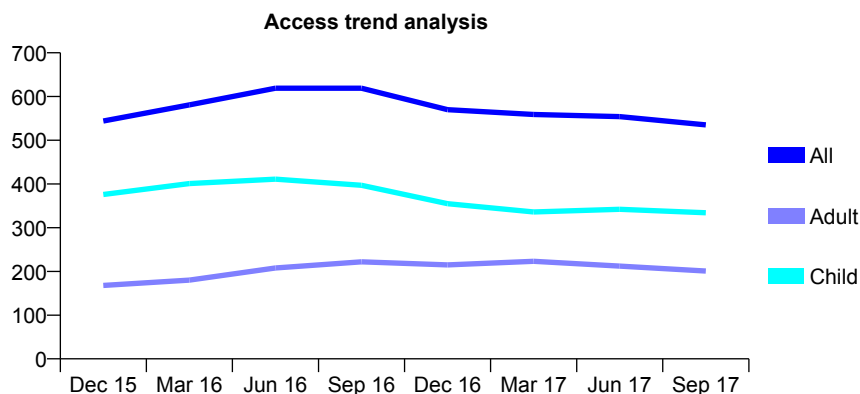
7A1 - Vital Signs At a Glance Contract Report for 196991/0001 - September 2017

Name or company name	Miss C Smith
Contract type name	GDS Contract
Purpose of contract	General
Contract start date	01/04/2015
Contract end date	

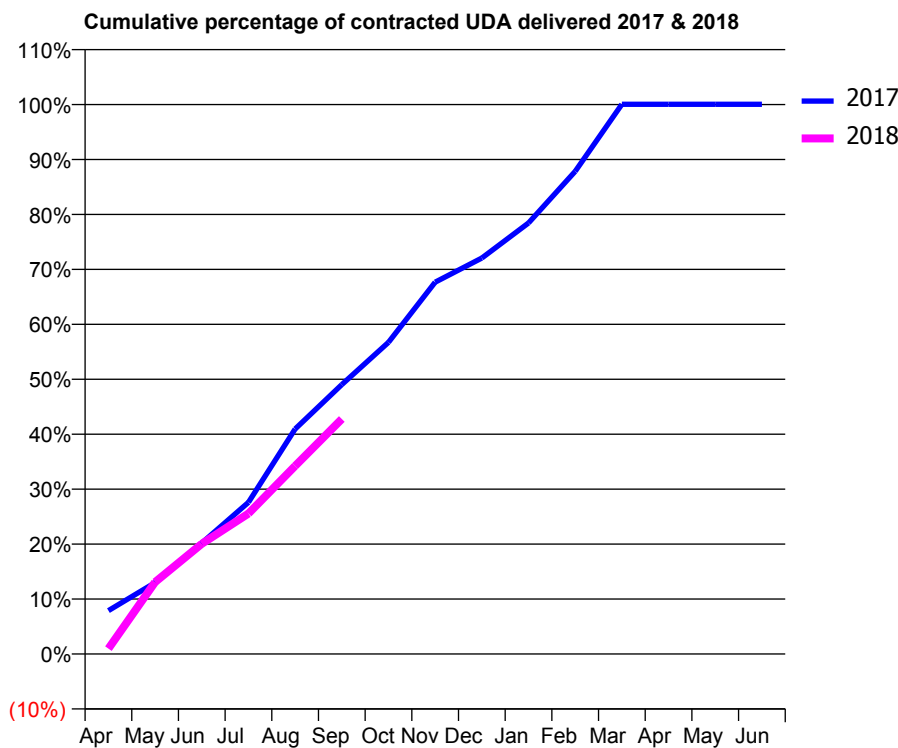
17/18 Contracted general activity (UDA)	1,320
Carry forward general activity (UDA)	-1
17/18 Contracted orthodontic activity (UOA)	0
Carry forward orthodontic activity (UOA)	0
Baseline contract value	£33,199.43

ACCESS*

Patients seen in 24 months	Total	Change since previous quarter
Quarter ending September 2016	619	
Quarter ending December 2016	570	↓
Quarter ending March 2017	559	↓
Quarter ending June 2017	554	→
Quarter ending September 2017	535	↓
Variance since September 2016	(13.6%)	↓



ACTIVITY



Month	Adjusted Scheduled Activity (UDA)	
	2017	2018
April	104	13
May	171	173
June	267	265
July	364	338
August	540	452
September	647	565
October	749	
November	893	
December	951	
January	1,035	
February	1,159	
March	1,321	
April	1,321	
May	1,321	
June	1,321	

QUALITY

	Quantity	Base Number	Contract	LHB	Wales
% of FP17s for the same patient ID Re-attending within 3 months - Children	3	280	1.1%	7.9%	10.9%
% of FP17s for the same patient ID Re-attending within 3 months - Adults	6	107	5.6%	13.8%	16.2%
% of FP17s for the same patient ID Re-attending between 3 & 9 months - Children	181	280	64.6%	58.9%	58.9%
% of FP17s for the same patient ID Re-attending between 3 & 9 months - Adults	67	107	62.6%	54.1%	55.2%
% of FP17s for Band 1 Urgent Courses	18	387	4.7%	8.5%	9.1%
% of FP17s Relating to Free Repair or Replacements	0	387	0.0%	0.8%	0.8%
% of FP17s Relating to Continuations	0	387	0.0%	0.9%	0.8%
% of Patients satisfied with the dentistry they have received	1	1	N/A	91.3%	92.0%
% of Patients satisfied with the time they had to wait for an appointment	1	1	N/A	87.3%	87.6%

* This is based on patients treated on this contract for their most recent course of treatment. Figures in italics indicate the base number of FP17s or Patient Questionnaire responses are less than 100. N/A is shown where the base number of responses is less than 10 during the period. % is calculated as Quantity/Base number*100

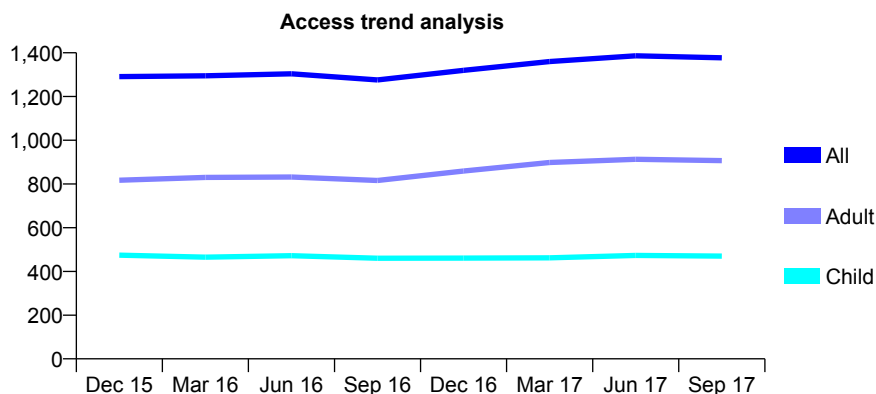
7A1 - Vital Signs At a Glance Contract Report for 197041/0001 - September 2017

Name or company name	Belmont House
Contract type name	GDS Contract
Purpose of contract	General
Contract start date	01/05/2008
Contract end date	

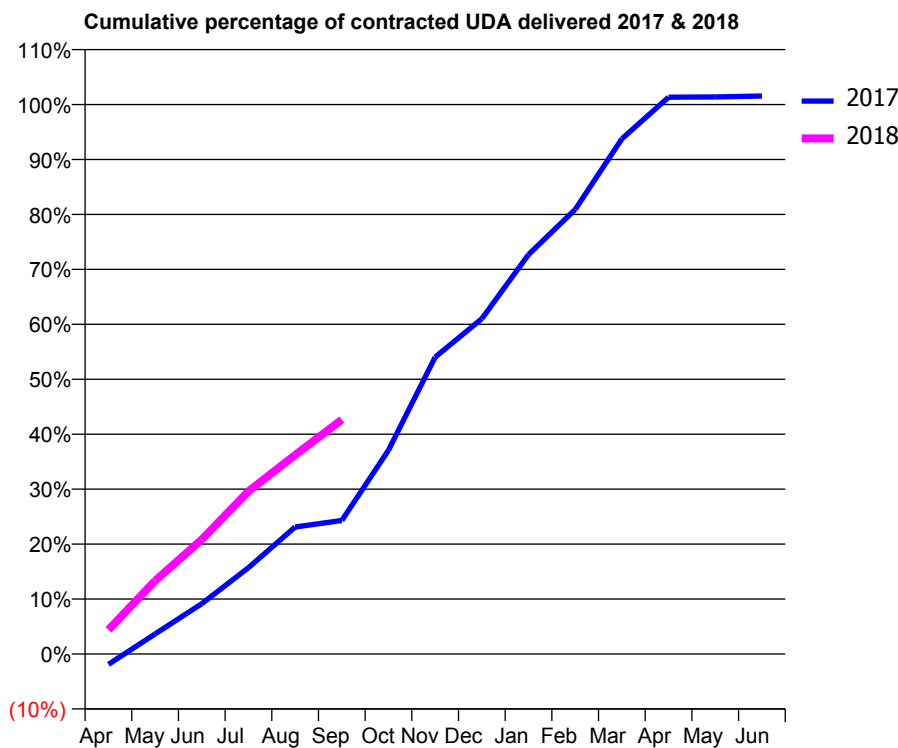
17/18 Contracted general activity (UDA)	3,846
Carry forward general activity (UDA)	-60
17/18 Contracted orthodontic activity (UOA)	0
Carry forward orthodontic activity (UOA)	0
Baseline contract value	£115,875.84

ACCESS*

Patients seen in 24 months	Total	Change since previous quarter
Quarter ending September 2016	1,276	
Quarter ending December 2016	1,320	↑
Quarter ending March 2017	1,360	↑
Quarter ending June 2017	1,386	→
Quarter ending September 2017	1,377	→
Variance since September 2016	7.9%	↑



ACTIVITY



Month	Adjusted Scheduled Activity (UDA)	
	2017	2018
April	-73	169
May	140	512
June	352	801
July	605	1,139
August	889	1,393
September	935	1,640
October	1,427	
November	2,078	
December	2,347	
January	2,796	
February	3,112	
March	3,606	
April	3,897	
May	3,899	
June	3,906	

QUALITY

	Quantity	Base Number	Contract	LHB	Wales
% of FP17s for the same patient ID Re-attending within 3 months - Children	13	394	3.3%	7.9%	10.9%
% of FP17s for the same patient ID Re-attending within 3 months - Adults	61	696	8.8%	13.8%	16.2%
% of FP17s for the same patient ID Re-attending between 3 & 9 months - Children	303	394	76.9%	58.9%	58.9%
% of FP17s for the same patient ID Re-attending between 3 & 9 months - Adults	461	696	66.2%	54.1%	55.2%
% of FP17s for Band 1 Urgent Courses	12	961	1.2%	8.5%	9.1%
% of FP17s Relating to Free Repair or Replacements	4	961	0.4%	0.8%	0.8%
% of FP17s Relating to Continuations	9	961	0.9%	0.9%	0.8%
% of Patients satisfied with the dentistry they have received	9	9	N/A	91.3%	92.0%
% of Patients satisfied with the time they had to wait for an appointment	7	9	N/A	87.3%	87.6%

* This is based on patients treated on this contract for their most recent course of treatment. Figures in italics indicate the base number of FP17s or Patient Questionnaire responses are less than 100. N/A is shown where the base number of responses is less than 10 during the period. % is calculated as Quantity/Base number*100

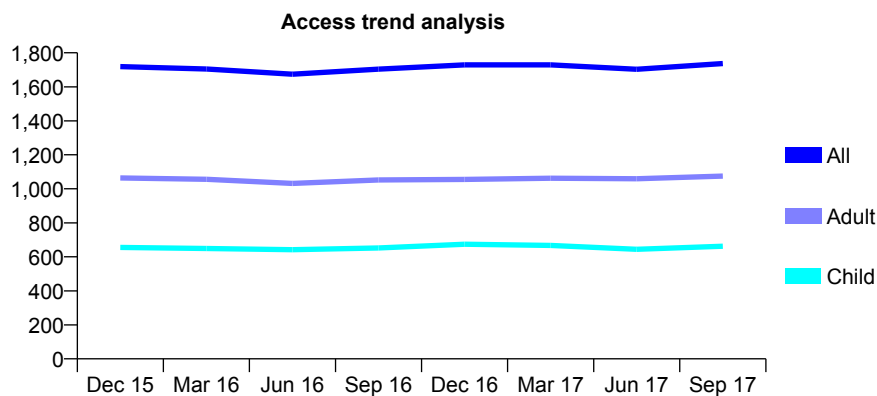
7A1 - Vital Signs At a Glance Contract Report for 199818/0001 - September 2017

Name or company name	Mr G Turner & Mr R Davies
Contract type name	GDS Contract
Purpose of contract	General
Contract start date	01/04/2009
Contract end date	

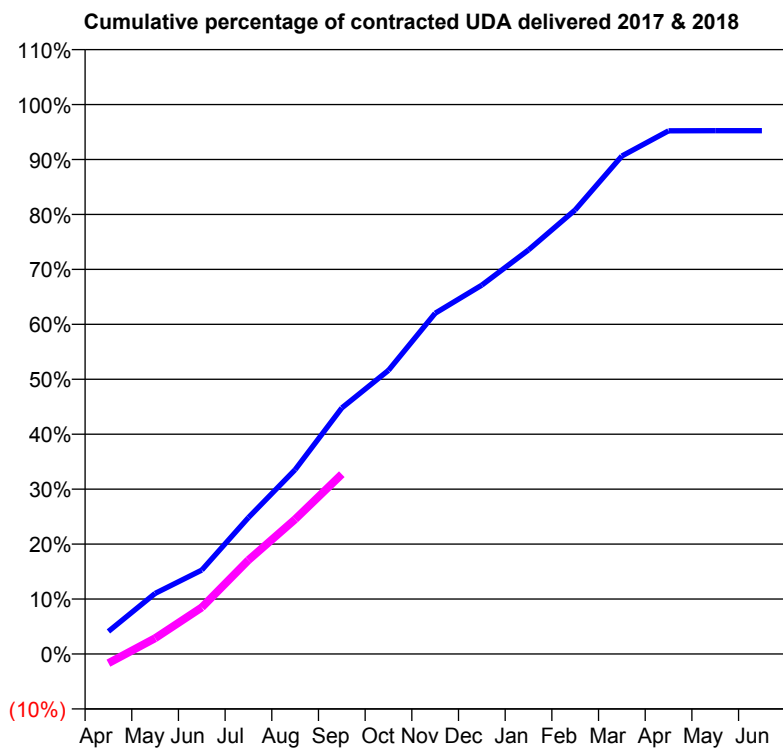
17/18 Contracted general activity (UDA)	5,000
Carry forward general activity (UDA)	220
17/18 Contracted orthodontic activity (UOA)	0
Carry forward orthodontic activity (UOA)	0
Baseline contract value	£120,952.39

ACCESS*

Patients seen in 24 months	Total	Change since previous quarter
Quarter ending September 2016	1,704	
Quarter ending December 2016	1,729	→
Quarter ending March 2017	1,729	→
Quarter ending June 2017	1,703	↓
Quarter ending September 2017	1,737	→
Variance since September 2016	1.9%	→



ACTIVITY



Month	Adjusted Scheduled Activity (UDA)	
	2017	2018
April	189	-84
May	507	144
June	703	424
July	1,143	855
August	1,543	1,226
September	2,061	1,636
October	2,375	
November	2,853	
December	3,088	
January	3,383	
February	3,718	
March	4,168	
April	4,379	
May	4,380	
June	4,380	

QUALITY

	Quantity	Base Number	Contract	LHB	Wales
% of FP17s for the same patient ID Re-attending within 3 months - Children	24	573	4.2%	7.9%	10.9%
% of FP17s for the same patient ID Re-attending within 3 months - Adults	80	833	9.6%	13.8%	16.2%
% of FP17s for the same patient ID Re-attending between 3 & 9 months - Children	399	573	69.6%	58.9%	58.9%
% of FP17s for the same patient ID Re-attending between 3 & 9 months - Adults	572	833	68.7%	54.1%	55.2%
% of FP17s for Band 1 Urgent Courses	46	1,289	3.6%	8.5%	9.1%
% of FP17s Relating to Free Repair or Replacements	9	1,289	0.7%	0.8%	0.8%
% of FP17s Relating to Continuations	7	1,289	0.5%	0.9%	0.8%
% of Patients satisfied with the dentistry they have received	6	7	N/A	91.3%	92.0%
% of Patients satisfied with the time they had to wait for an appointment	5	7	N/A	87.3%	87.6%

* This is based on patients treated on this contract for their most recent course of treatment. Figures in italics indicate the base number of FP17s or Patient Questionnaire responses are less than 100. N/A is shown where the base number of responses is less than 10 during the period. % is calculated as Quantity/Base number*100

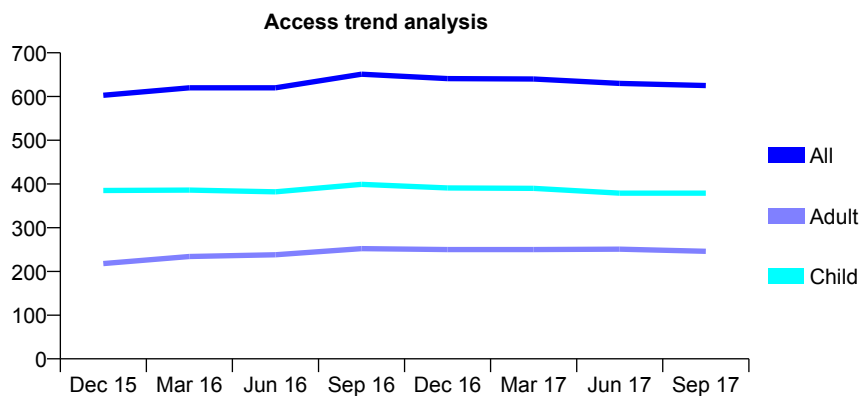
7A1 - Vital Signs At a Glance Contract Report for 206229/0003 - September 2017

Name or company name	MR N FRANCIS
Contract type name	GDS Contract
Purpose of contract	General
Contract start date	21/10/2014
Contract end date	

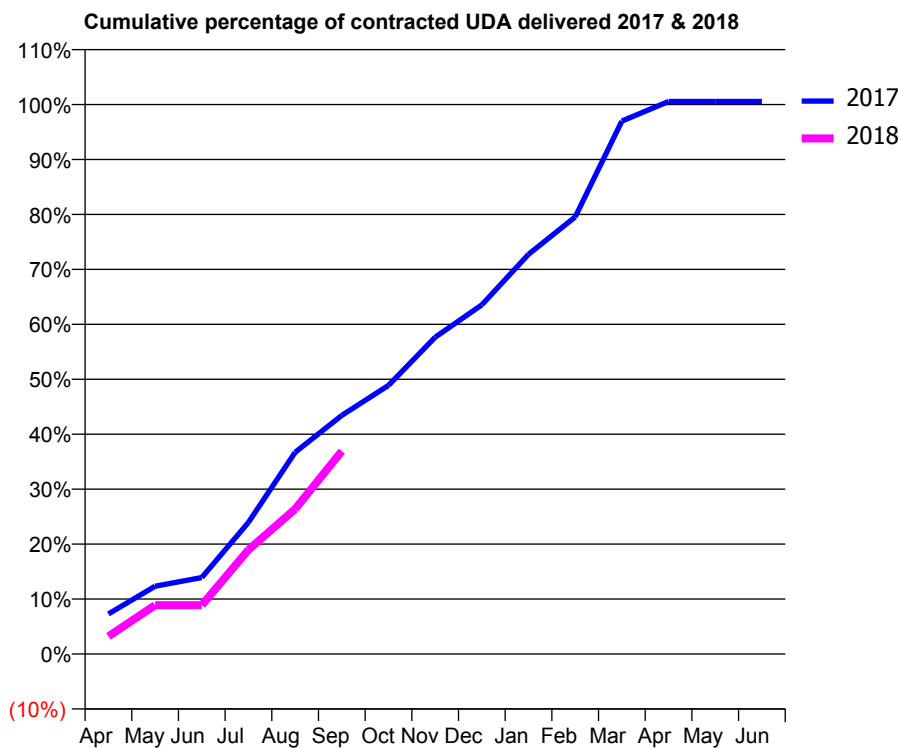
17/18 Contracted general activity (UDA)	1,714
Carry forward general activity (UDA)	-10
17/18 Contracted orthodontic activity (UOA)	0
Carry forward orthodontic activity (UOA)	0
Baseline contract value	£41,862.01

ACCESS*

Patients seen in 24 months	Total	Change since previous quarter
Quarter ending September 2016	651	
Quarter ending December 2016	641	↓
Quarter ending March 2017	640	→
Quarter ending June 2017	630	↓
Quarter ending September 2017	625	→
Variance since September 2016	(4.0%)	↓



ACTIVITY



Month	Adjusted Scheduled Activity (UDA)	
	2017	2018
April	125	55
May	212	153
June	239	153
July	411	325
August	629	452
September	744	633
October	838	
November	988	
December	1,089	
January	1,247	
February	1,363	
March	1,662	
April	1,724	
May	1,724	
June	1,724	

QUALITY

	Quantity	Base Number	Contract	LHB	Wales
% of FP17s for the same patient ID Re-attending within 3 months - Children	12	325	3.7%	7.9%	10.9%
% of FP17s for the same patient ID Re-attending within 3 months - Adults	10	149	6.7%	13.8%	16.2%
% of FP17s for the same patient ID Re-attending between 3 & 9 months - Children	255	325	78.5%	58.9%	58.9%
% of FP17s for the same patient ID Re-attending between 3 & 9 months - Adults	115	149	77.2%	54.1%	55.2%
% of FP17s for Band 1 Urgent Courses	10	434	2.3%	8.5%	9.1%
% of FP17s Relating to Free Repair or Replacements	0	434	0.0%	0.8%	0.8%
% of FP17s Relating to Continuations	0	434	0.0%	0.9%	0.8%
% of Patients satisfied with the dentistry they have received	1	1	N/A	91.3%	92.0%
% of Patients satisfied with the time they had to wait for an appointment	1	1	N/A	87.3%	87.6%

* This is based on patients treated on this contract for their most recent course of treatment. Figures in italics indicate the base number of FP17s or Patient Questionnaire responses are less than 100. N/A is shown where the base number of responses is less than 10 during the period. % is calculated as Quantity/Base number*100

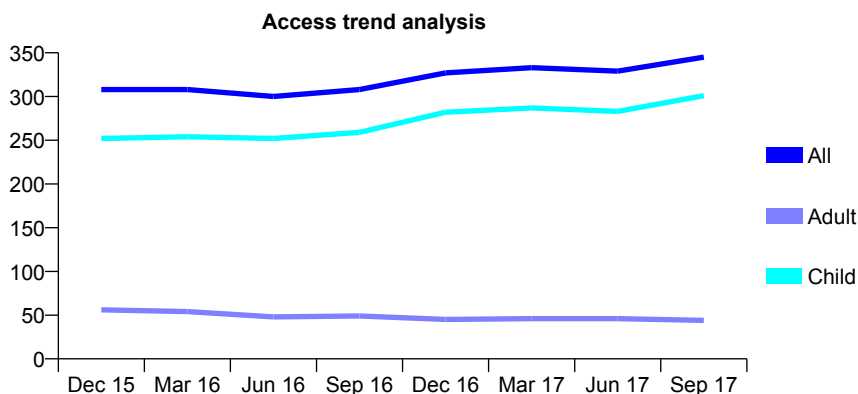
7A1 - Vital Signs At a Glance Contract Report for 219002/0001 - September 2017

Name or company name	MRS KJ PEARCE
Contract type name	GDS Contract
Purpose of contract	General
Contract start date	01/04/2006
Contract end date	

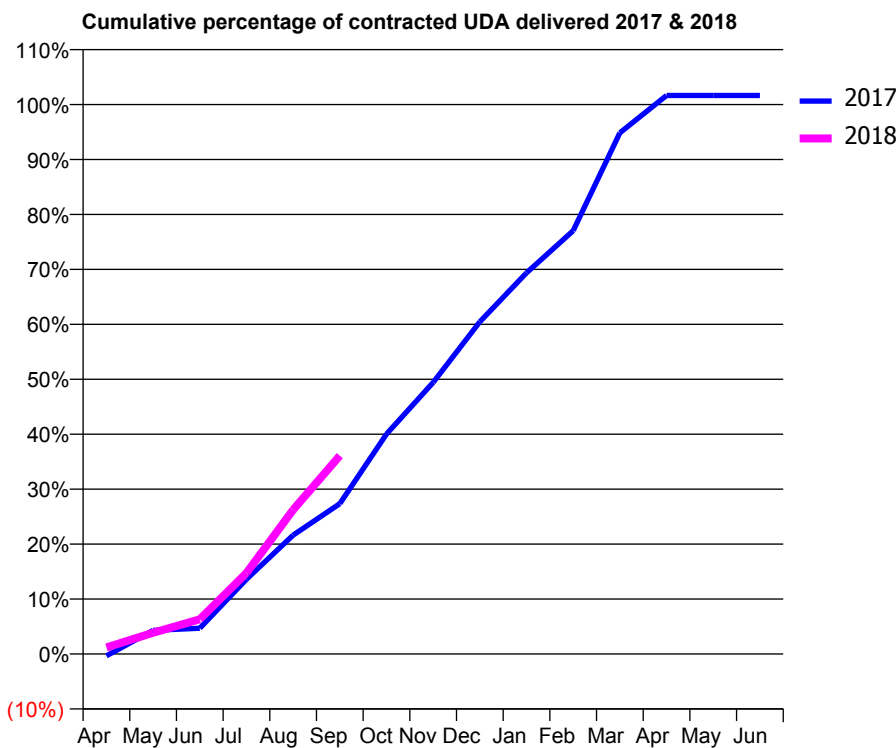
17/18 Contracted general activity (UDA)	750
Carry forward general activity (UDA)	-9
17/18 Contracted orthodontic activity (UOA)	0
Carry forward orthodontic activity (UOA)	0
Baseline contract value	£18,333.27

ACCESS*

Patients seen in 24 months	Total	Change since previous quarter
Quarter ending September 2016	308	
Quarter ending December 2016	327	↑
Quarter ending March 2017	333	→
Quarter ending June 2017	329	↓
Quarter ending September 2017	345	↑
Variance since September 2016	12.0%	↑



ACTIVITY



Month	Adjusted Scheduled Activity (UDA)	
	2017	2018
April	-2	9
May	24	29
June	26	47
July	76	111
August	122	197
September	154	271
October	225	
November	278	
December	340	
January	390	
February	433	
March	533	
April	571	
May	571	
June	571	

QUALITY

	Quantity	Base Number	Contract	LHB	Wales
% of FP17s for the same patient ID Re-attending within 3 months - Children	9	198	4.5%	7.9%	10.9%
% of FP17s for the same patient ID Re-attending within 3 months - Adults	0	13	0.0%	13.8%	16.2%
% of FP17s for the same patient ID Re-attending between 3 & 9 months - Children	90	198	45.5%	58.9%	58.9%
% of FP17s for the same patient ID Re-attending between 3 & 9 months - Adults	5	13	38.5%	54.1%	55.2%
% of FP17s for Band 1 Urgent Courses	4	181	2.2%	8.5%	9.1%
% of FP17s Relating to Free Repair or Replacements	0	181	0.0%	0.8%	0.8%
% of FP17s Relating to Continuations	0	181	0.0%	0.9%	0.8%
% of Patients satisfied with the dentistry they have received	0	0	N/A	91.3%	92.0%
% of Patients satisfied with the time they had to wait for an appointment	0	0	N/A	87.3%	87.6%

* This is based on patients treated on this contract for their most recent course of treatment. Figures in italics indicate the base number of FP17s or Patient Questionnaire responses are less than 100. N/A is shown where the base number of responses is less than 10 during the period. % is calculated as Quantity/Base number*100

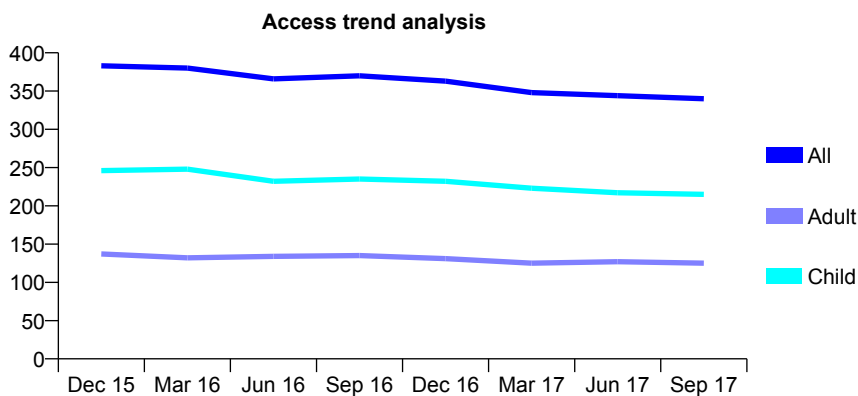
7A1 - Vital Signs At a Glance Contract Report for 221090/0001 - September 2017

Name or company name	MR CR ANDRADE
Contract type name	GDS Contract
Purpose of contract	General
Contract start date	01/04/2006
Contract end date	

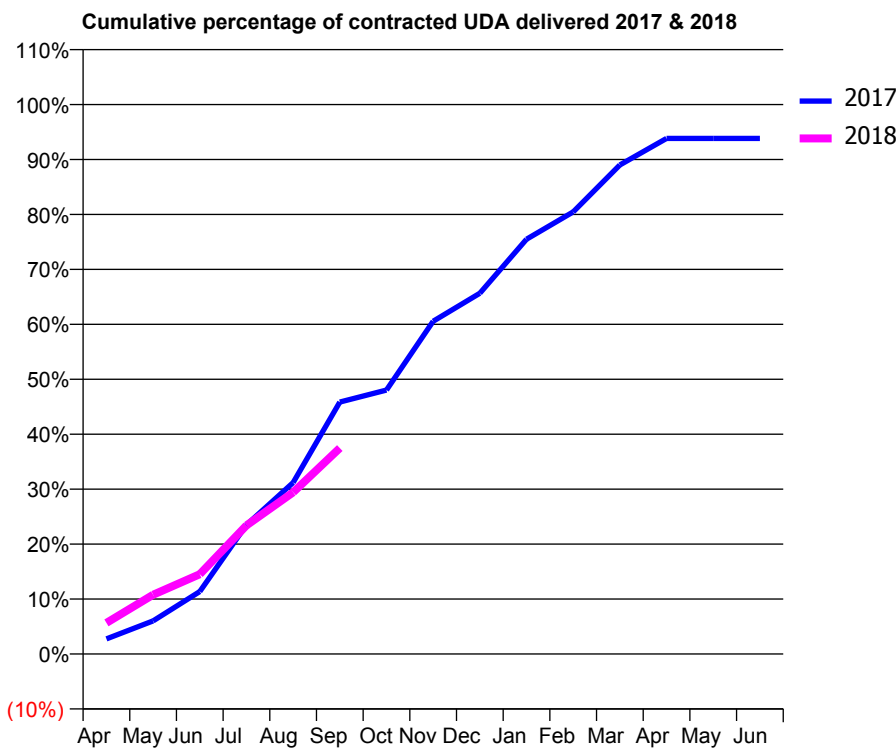
17/18 Contracted general activity (UDA)	833
Carry forward general activity (UDA)	0
17/18 Contracted orthodontic activity (UOA)	0
Carry forward orthodontic activity (UOA)	0
Baseline contract value	£18,861.20

ACCESS*

Patients seen in 24 months	Total	Change since previous quarter
Quarter ending September 2016	370	
Quarter ending December 2016	363	↓
Quarter ending March 2017	348	↓
Quarter ending June 2017	344	↓
Quarter ending September 2017	340	↓
Variance since September 2016	(8.1%)	↓



ACTIVITY



Month	Adjusted Scheduled Activity (UDA)	
	2017	2018
April	23	47
May	50	90
June	95	121
July	196	195
August	260	245
September	382	312
October	400	
November	504	
December	547	
January	629	
February	670	
March	741	
April	782	
May	782	
June	782	

QUALITY

	Quantity	Base Number	Contract	LHB	Wales
% of FP17s for the same patient ID Re-attending within 3 months - Children	9	155	5.8%	7.9%	10.9%
% of FP17s for the same patient ID Re-attending within 3 months - Adults	4	63	6.3%	13.8%	16.2%
% of FP17s for the same patient ID Re-attending between 3 & 9 months - Children	103	155	66.5%	58.9%	58.9%
% of FP17s for the same patient ID Re-attending between 3 & 9 months - Adults	33	63	52.4%	54.1%	55.2%
% of FP17s for Band 1 Urgent Courses	6	194	3.1%	8.5%	9.1%
% of FP17s Relating to Free Repair or Replacements	0	194	0.0%	0.8%	0.8%
% of FP17s Relating to Continuations	4	194	2.1%	0.9%	0.8%
% of Patients satisfied with the dentistry they have received	3	3	N/A	91.3%	92.0%
% of Patients satisfied with the time they had to wait for an appointment	3	3	N/A	87.3%	87.6%

* This is based on patients treated on this contract for their most recent course of treatment. Figures in italics indicate the base number of FP17s or Patient Questionnaire responses are less than 100. N/A is shown where the base number of responses is less than 10 during the period. % is calculated as Quantity/Base number*100

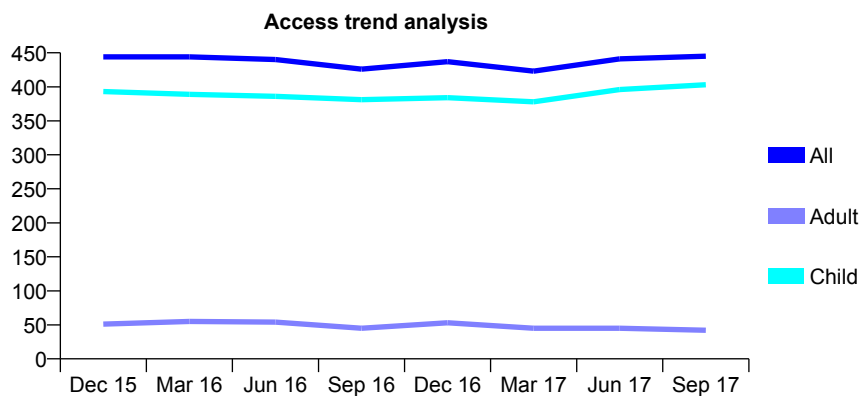
7A1 - Vital Signs At a Glance Contract Report for 231495/0001 - September 2017

Name or company name	MISS EV GRIFFITH
Contract type name	GDS Contract
Purpose of contract	General
Contract start date	01/04/2006
Contract end date	

17/18 Contracted general activity (UDA)	1,120
Carry forward general activity (UDA)	0
17/18 Contracted orthodontic activity (UOA)	0
Carry forward orthodontic activity (UOA)	0
Baseline contract value	£27,140.29

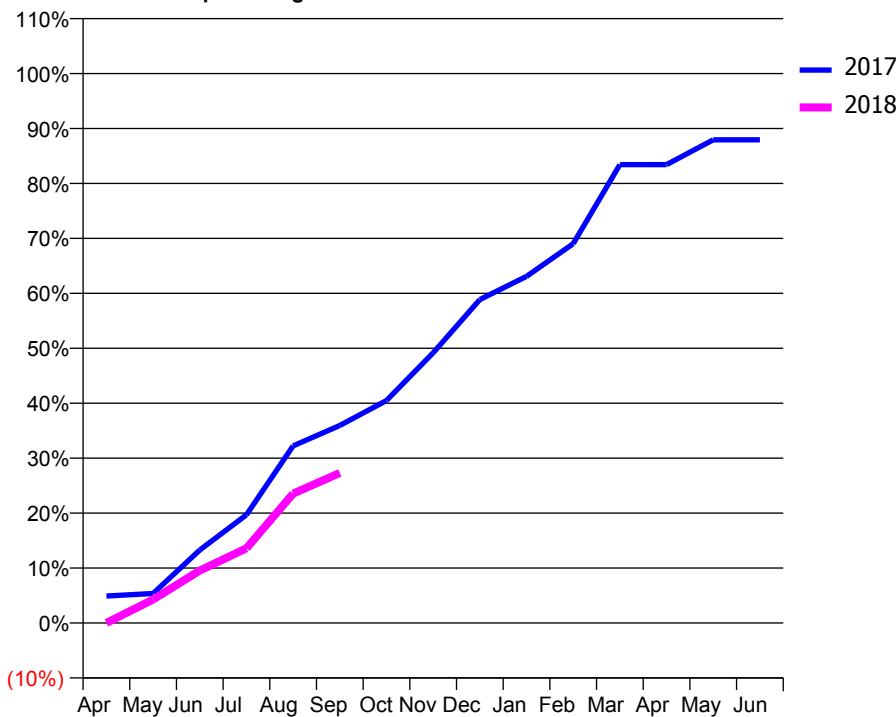
ACCESS*

Patients seen in 24 months	Total	Change since previous quarter
Quarter ending September 2016	426	
Quarter ending December 2016	437	↑
Quarter ending March 2017	423	↓
Quarter ending June 2017	441	↑
Quarter ending September 2017	445	→
Variance since September 2016	4.5%	↑



ACTIVITY

Cumulative percentage of contracted UDA delivered 2017 & 2018



Adjusted Scheduled Activity (UDA)

Month	2017	2018
April	43	0
May	47	48
June	116	107
July	172	152
August	282	264
September	315	306
October	354	
November	430	
December	515	
January	552	
February	604	
March	730	
April	730	
May	769	
June	769	

QUALITY

	Quantity	Base Number	Contract	LHB	Wales
% of FP17s for the same patient ID Re-attending within 3 months - Children	10	253	4.0%	7.9%	10.9%
% of FP17s for the same patient ID Re-attending within 3 months - Adults	0	0	N/A	13.8%	16.2%
% of FP17s for the same patient ID Re-attending between 3 & 9 months - Children	139	253	54.9%	58.9%	58.9%
% of FP17s for the same patient ID Re-attending between 3 & 9 months - Adults	0	0	N/A	54.1%	55.2%
% of FP17s for Band 1 Urgent Courses	15	226	6.6%	8.5%	9.1%
% of FP17s Relating to Free Repair or Replacements	0	226	0.0%	0.8%	0.8%
% of FP17s Relating to Continuations	0	226	0.0%	0.9%	0.8%
% of Patients satisfied with the dentistry they have received	2	2	N/A	91.3%	92.0%
% of Patients satisfied with the time they had to wait for an appointment	2	2	N/A	87.3%	87.6%

* This is based on patients treated on this contract for their most recent course of treatment. Figures in italics indicate the base number of FP17s or Patient Questionnaire responses are less than 100. N/A is shown where the base number of responses is less than 10 during the period. % is calculated as Quantity/Base number*100

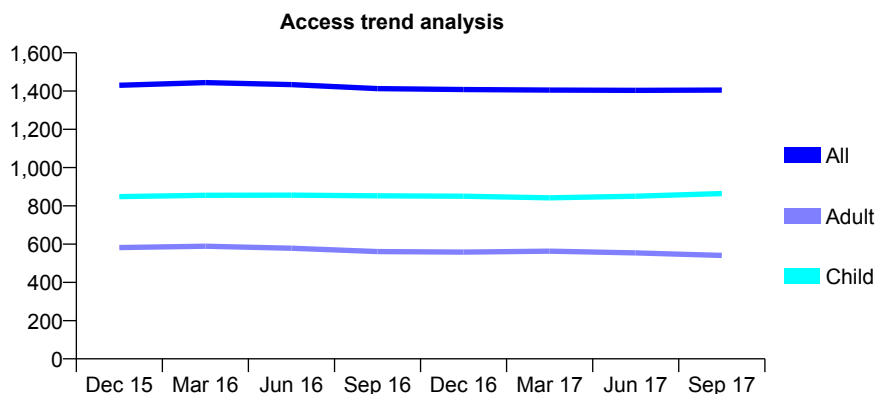
7A1 - Vital Signs At a Glance Contract Report for 231517/0001 - September 2017

Name or company name	MRS DV MARSHALL
Contract type name	GDS Contract
Purpose of contract	General
Contract start date	01/04/2006
Contract end date	

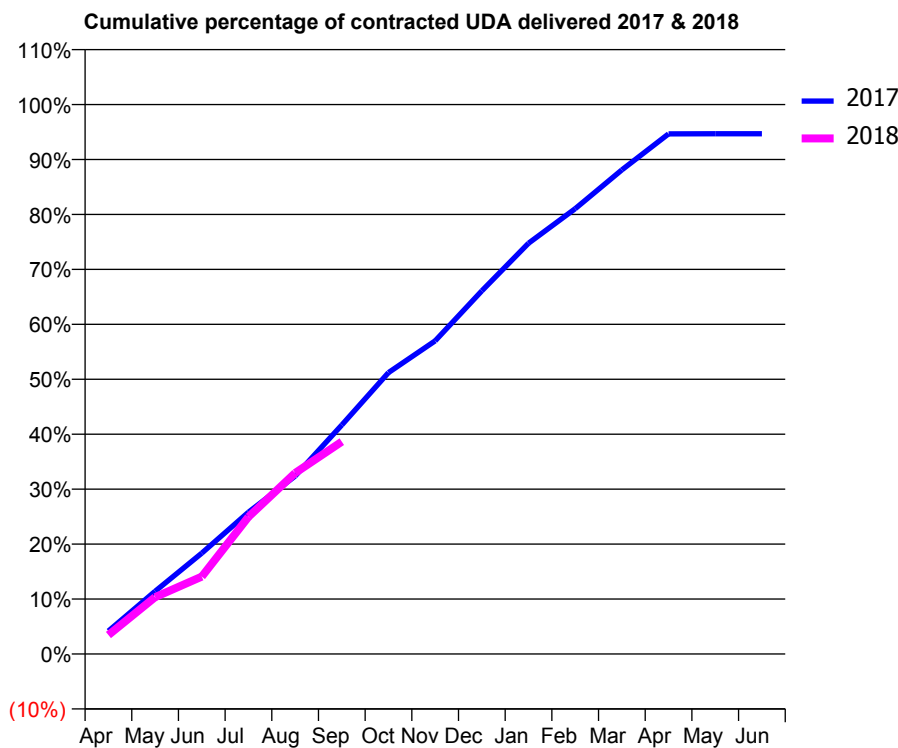
17/18 Contracted general activity (UDA)	3,920
Carry forward general activity (UDA)	0
17/18 Contracted orthodontic activity (UOA)	0
Carry forward orthodontic activity (UOA)	0
Baseline contract value	£98,592.23

ACCESS*

Patients seen in 24 months	Total	Change since previous quarter
Quarter ending September 2016	1,413	
Quarter ending December 2016	1,408	→
Quarter ending March 2017	1,405	→
Quarter ending June 2017	1,404	→
Quarter ending September 2017	1,405	→
Variance since September 2016	(0.6%)	→



ACTIVITY



Month	Adjusted Scheduled Activity (UDA)	
	2017	2018
April	164	136
May	448	406
June	720	552
July	1,012	978
August	1,270	1,291
September	1,634	1,515
October	2,008	
November	2,234	
December	2,591	
January	2,930	
February	3,177	
March	3,454	
April	3,710	
May	3,711	
June	3,711	

QUALITY

	Quantity	Base Number	Contract	LHB	Wales
% of FP17s for the same patient ID Re-attending within 3 months - Children	89	636	14.0%	7.9%	10.9%
% of FP17s for the same patient ID Re-attending within 3 months - Adults	82	383	21.4%	13.8%	16.2%
% of FP17s for the same patient ID Re-attending between 3 & 9 months - Children	327	636	51.4%	58.9%	58.9%
% of FP17s for the same patient ID Re-attending between 3 & 9 months - Adults	225	383	58.7%	54.1%	55.2%
% of FP17s for Band 1 Urgent Courses	60	877	6.8%	8.5%	9.1%
% of FP17s Relating to Free Repair or Replacements	11	877	1.3%	0.8%	0.8%
% of FP17s Relating to Continuations	5	877	0.6%	0.9%	0.8%
% of Patients satisfied with the dentistry they have received	4	4	N/A	91.3%	92.0%
% of Patients satisfied with the time they had to wait for an appointment	4	4	N/A	87.3%	87.6%

* This is based on patients treated on this contract for their most recent course of treatment. Figures in italics indicate the base number of FP17s or Patient Questionnaire responses are less than 100. N/A is shown where the base number of responses is less than 10 during the period. % is calculated as Quantity/Base number*100

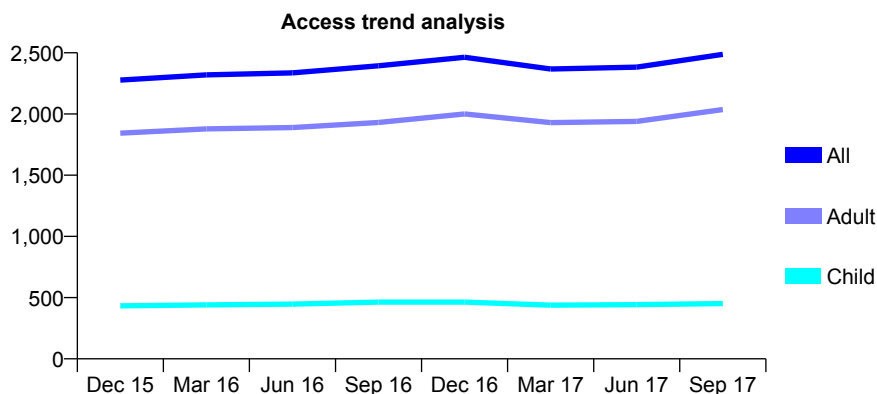
7A1 - Vital Signs At a Glance Contract Report for 234087/0001 - September 2017

Name or company name	MR TJ BEGGS
Contract type name	GDS Contract
Purpose of contract	General
Contract start date	01/04/2006
Contract end date	

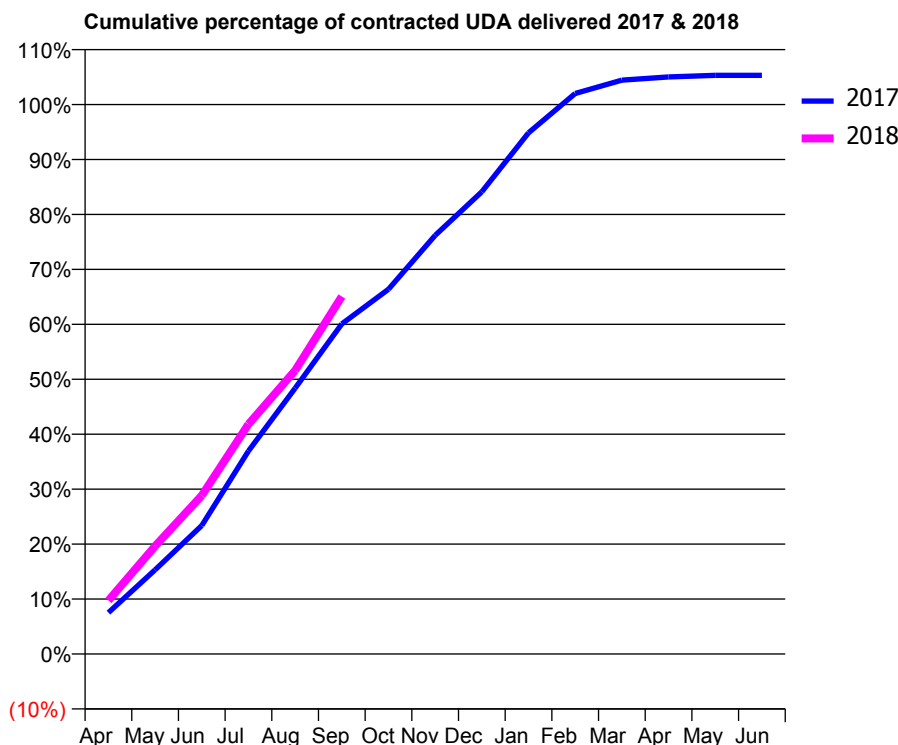
17/18 Contracted general activity (UDA)	6,567
Carry forward general activity (UDA)	-328
17/18 Contracted orthodontic activity (UOA)	0
Carry forward orthodontic activity (UOA)	0
Baseline contract value	£205,059.81

ACCESS*

Patients seen in 24 months	Total	Change since previous quarter
Quarter ending September 2016	2,394	
Quarter ending December 2016	2,463	↑
Quarter ending March 2017	2,368	↓
Quarter ending June 2017	2,383	→
Quarter ending September 2017	2,488	↑
Variance since September 2016	3.9%	↑



ACTIVITY



Month	Adjusted Scheduled Activity (UDA)	
	2017	2018
April	495	640
May	1,006	1,290
June	1,535	1,895
July	2,426	2,746
August	3,177	3,388
September	3,944	4,274
October	4,359	
November	5,002	
December	5,524	
January	6,229	
February	6,699	
March	6,859	
April	6,897	
May	6,916	
June	6,916	

QUALITY

	Quantity	Base Number	Contract	LHB	Wales
% of FP17s for the same patient ID Re-attending within 3 months - Children	18	315	5.7%	7.9%	10.9%
% of FP17s for the same patient ID Re-attending within 3 months - Adults	192	1,412	13.6%	13.8%	16.2%
% of FP17s for the same patient ID Re-attending between 3 & 9 months - Children	115	315	36.5%	58.9%	58.9%
% of FP17s for the same patient ID Re-attending between 3 & 9 months - Adults	552	1,412	39.1%	54.1%	55.2%
% of FP17s for Band 1 Urgent Courses	149	1,699	8.8%	8.5%	9.1%
% of FP17s Relating to Free Repair or Replacements	40	1,699	2.4%	0.8%	0.8%
% of FP17s Relating to Continuations	27	1,699	1.6%	0.9%	0.8%
% of Patients satisfied with the dentistry they have received	11	11	100.0%	91.3%	92.0%
% of Patients satisfied with the time they had to wait for an appointment	10	11	90.9%	87.3%	87.6%

* This is based on patients treated on this contract for their most recent course of treatment. Figures in italics indicate the base number of FP17s or Patient Questionnaire responses are less than 100. N/A is shown where the base number of responses is less than 10 during the period. % is calculated as Quantity/Base number*100

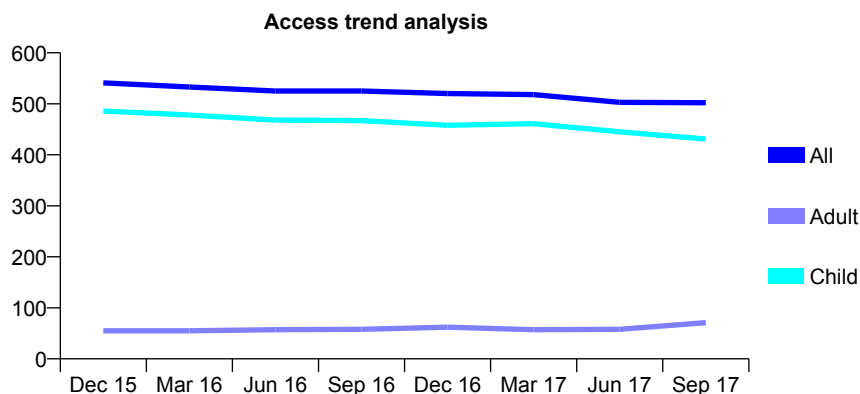
7A1 - Vital Signs At a Glance Contract Report for 238538/0001 - September 2017

Name or company name	MISS JM HARRINGTON
Contract type name	GDS Contract
Purpose of contract	General
Contract start date	01/04/2006
Contract end date	

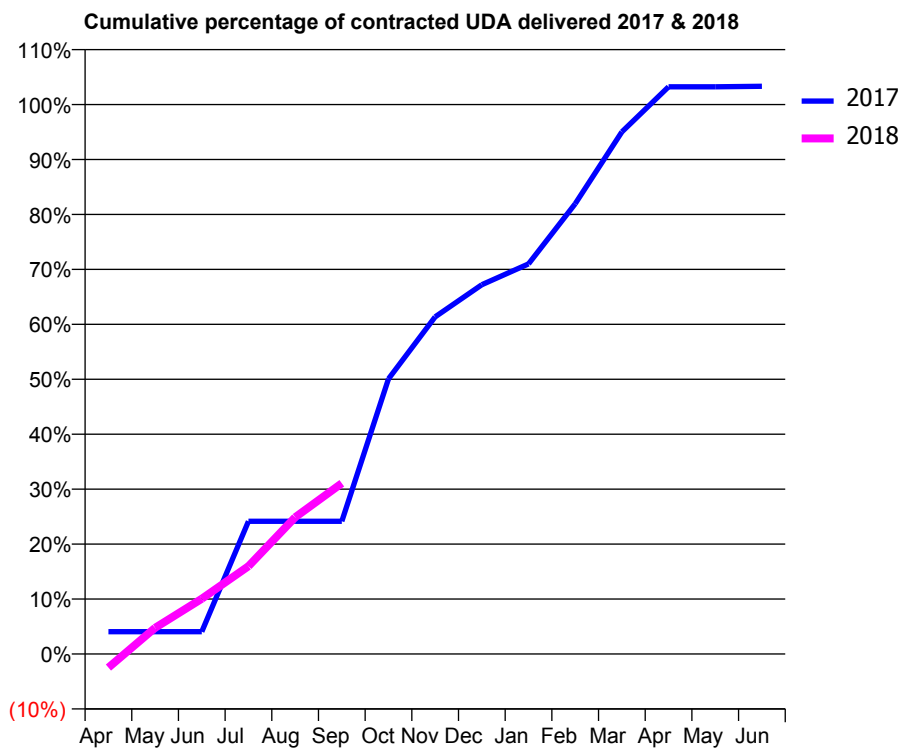
17/18 Contracted general activity (UDA)	1,283
Carry forward general activity (UDA)	32
17/18 Contracted orthodontic activity (UOA)	0
Carry forward orthodontic activity (UOA)	0
Baseline contract value	£33,744.39

ACCESS*

Patients seen in 24 months	Total	Change since previous quarter
Quarter ending September 2016	525	
Quarter ending December 2016	520	→
Quarter ending March 2017	518	→
Quarter ending June 2017	503	↓
Quarter ending September 2017	502	→
Variance since September 2016	(4.4%)	↓



ACTIVITY



Month	Adjusted Scheduled Activity (UDA)	
	2017	2018
April	52	-32
May	52	61
June	52	129
July	310	205
August	310	319
September	310	399
October	643	
November	787	
December	862	
January	911	
February	1,051	
March	1,219	
April	1,324	
May	1,324	
June	1,325	

QUALITY

	Quantity	Base Number	Contract	LHB	Wales
% of FP17s for the same patient ID Re-attending within 3 months - Children	26	351	7.4%	7.9%	10.9%
% of FP17s for the same patient ID Re-attending within 3 months - Adults	0	8	0.0%	13.8%	16.2%
% of FP17s for the same patient ID Re-attending between 3 & 9 months - Children	208	351	59.3%	58.9%	58.9%
% of FP17s for the same patient ID Re-attending between 3 & 9 months - Adults	0	8	0.0%	54.1%	55.2%
% of FP17s for Band 1 Urgent Courses	13	302	4.3%	8.5%	9.1%
% of FP17s Relating to Free Repair or Replacements	0	302	0.0%	0.8%	0.8%
% of FP17s Relating to Continuations	0	302	0.0%	0.9%	0.8%
% of Patients satisfied with the dentistry they have received	0	0	N/A	91.3%	92.0%
% of Patients satisfied with the time they had to wait for an appointment	0	0	N/A	87.3%	87.6%

* This is based on patients treated on this contract for their most recent course of treatment. Figures in italics indicate the base number of FP17s or Patient Questionnaire responses are less than 100. N/A is shown where the base number of responses is less than 10 during the period. % is calculated as Quantity/Base number*100

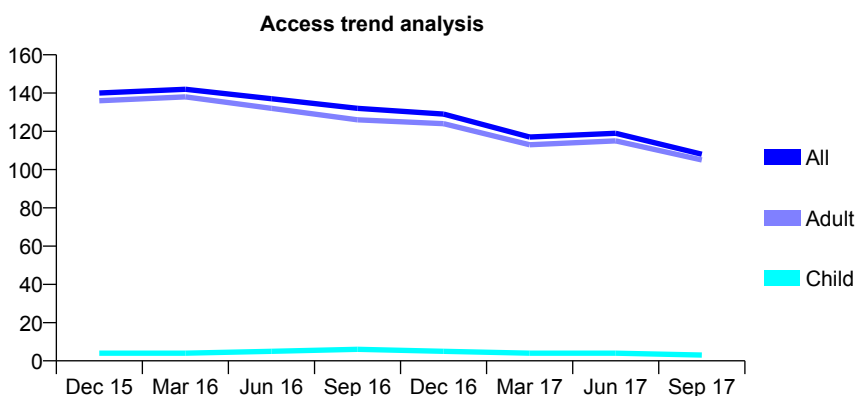
7A1 - Vital Signs At a Glance Contract Report for 238538/0002 - September 2017

Name or company name	MISS JM HARRINGTON
Contract type name	PDS Contract
Purpose of contract	General
Contract start date	01/04/2006
Contract end date	31/03/2018

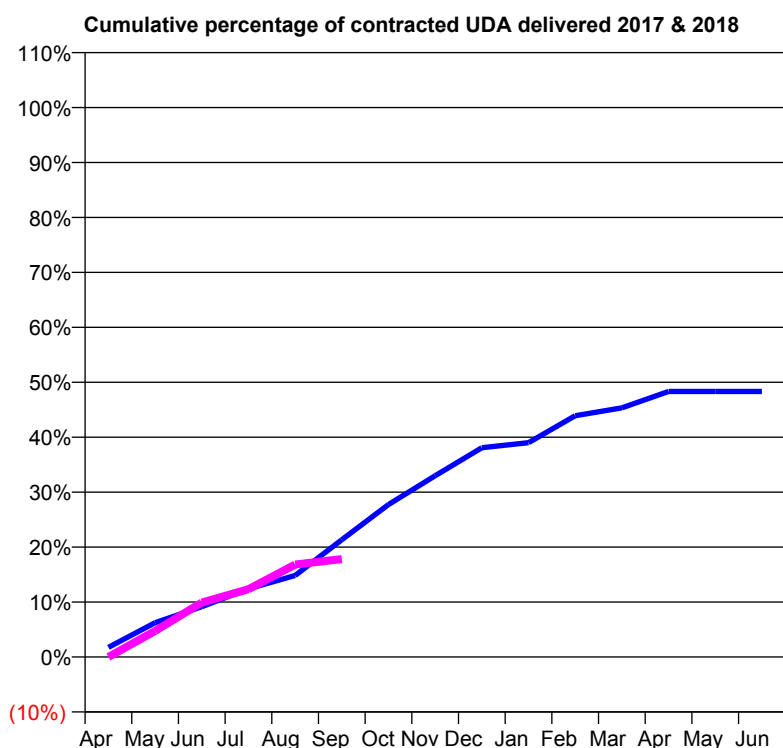
17/18 Contracted general activity (UDA)	240
Carry forward general activity (UDA)	0
17/18 Contracted orthodontic activity (UOA)	0
Carry forward orthodontic activity (UOA)	0
Baseline contract value	£9,158.32

ACCESS*

Patients seen in 24 months	Total	Change since previous quarter
Quarter ending September 2016	132	
Quarter ending December 2016	129	↓
Quarter ending March 2017	117	↓
Quarter ending June 2017	119	→
Quarter ending September 2017	108	↓
Variance since September 2016	(18.2%)	↓



ACTIVITY



Month	Adjusted Scheduled Activity (UDA)	
	2017	2018
April	4	0
May	15	11
June	22	24
July	30	30
August	36	40
September	51	43
October	67	
November	79	
December	91	
January	94	
February	105	
March	109	
April	116	
May	116	
June	116	

QUALITY

	Quantity	Base Number	Contract	LHB	Wales
% of FP17s for the same patient ID Re-attending within 3 months - Children	0	1	0.0%	7.9%	10.9%
% of FP17s for the same patient ID Re-attending within 3 months - Adults	0	42	0.0%	13.8%	16.2%
% of FP17s for the same patient ID Re-attending between 3 & 9 months - Children	0	1	0.0%	58.9%	58.9%
% of FP17s for the same patient ID Re-attending between 3 & 9 months - Adults	0	42	0.0%	54.1%	55.2%
% of FP17s for Band 1 Urgent Courses	29	37	78.4%	8.5%	9.1%
% of FP17s Relating to Free Repair or Replacements	0	37	0.0%	0.8%	0.8%
% of FP17s Relating to Continuations	0	37	0.0%	0.9%	0.8%
% of Patients satisfied with the dentistry they have received	0	0	N/A	91.3%	92.0%
% of Patients satisfied with the time they had to wait for an appointment	0	0	N/A	87.3%	87.6%

* This is based on patients treated on this contract for their most recent course of treatment. Figures in italics indicate the base number of FP17s or Patient Questionnaire responses are less than 100. N/A is shown where the base number of responses is less than 10 during the period. % is calculated as Quantity/Base number*100

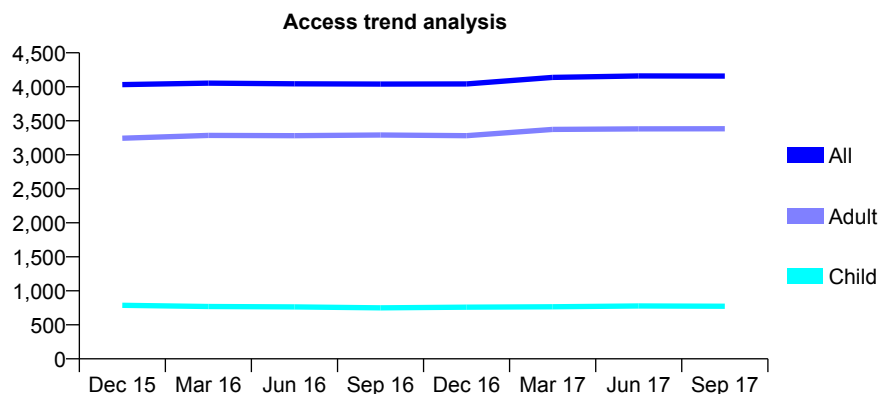
7A1 - Vital Signs At a Glance Contract Report for 250899/0001 - September 2017

Name or company name	MR H MAERIVOET
Contract type name	GDS Contract
Purpose of contract	General
Contract start date	01/04/2006
Contract end date	

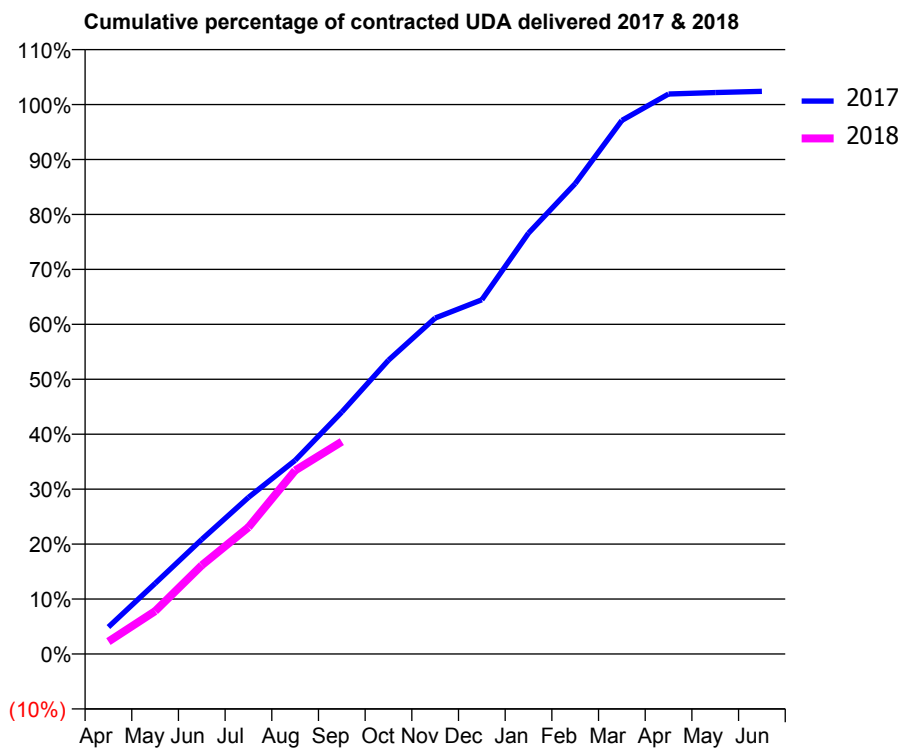
17/18 Contracted general activity (UDA)	12,005
Carry forward general activity (UDA)	-272
17/18 Contracted orthodontic activity (UOA)	0
Carry forward orthodontic activity (UOA)	0
Baseline contract value	£274,460.96

ACCESS*

Patients seen in 24 months	Total	Change since previous quarter
Quarter ending September 2016	4,041	
Quarter ending December 2016	4,042	→
Quarter ending March 2017	4,139	↑
Quarter ending June 2017	4,160	→
Quarter ending September 2017	4,158	→
Variance since September 2016	2.9%	↑



ACTIVITY



Month	Adjusted Scheduled Activity (UDA)	
	2017	2018
April	558	272
May	1,457	936
June	2,364	1,939
July	3,230	2,768
August	3,994	4,010
September	4,990	4,639
October	6,061	
November	6,930	
December	7,306	
January	8,682	
February	9,700	
March	11,006	
April	11,550	
May	11,580	
June	11,605	

QUALITY

	Quantity	Base Number	Contract	LHB	Wales
% of FP17s for the same patient ID Re-attending within 3 months - Children	23	535	4.3%	7.9%	10.9%
% of FP17s for the same patient ID Re-attending within 3 months - Adults	232	2,087	11.1%	13.8%	16.2%
% of FP17s for the same patient ID Re-attending between 3 & 9 months - Children	324	535	60.6%	58.9%	58.9%
% of FP17s for the same patient ID Re-attending between 3 & 9 months - Adults	1,129	2,087	54.1%	54.1%	55.2%
% of FP17s for Band 1 Urgent Courses	235	2,333	10.1%	8.5%	9.1%
% of FP17s Relating to Free Repair or Replacements	4	2,333	0.2%	0.8%	0.8%
% of FP17s Relating to Continuations	11	2,333	0.5%	0.9%	0.8%
% of Patients satisfied with the dentistry they have received	28	31	90.3%	91.3%	92.0%
% of Patients satisfied with the time they had to wait for an appointment	28	31	90.3%	87.3%	87.6%

* This is based on patients treated on this contract for their most recent course of treatment. Figures in italics indicate the base number of FP17s or Patient Questionnaire responses are less than 100. N/A is shown where the base number of responses is less than 10 during the period. % is calculated as Quantity/Base number*100

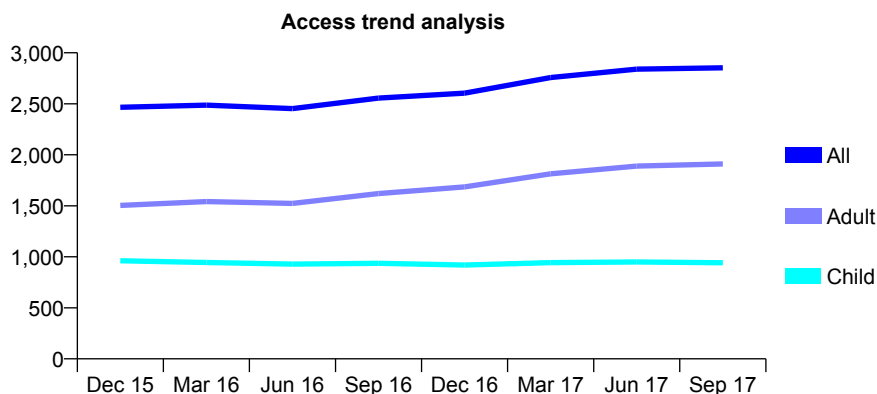
7A1 - Vital Signs At a Glance Contract Report for 278831/0001 - September 2017

Name or company name	MR R DAVIES
Contract type name	GDS Contract
Purpose of contract	General
Contract start date	01/09/2012
Contract end date	

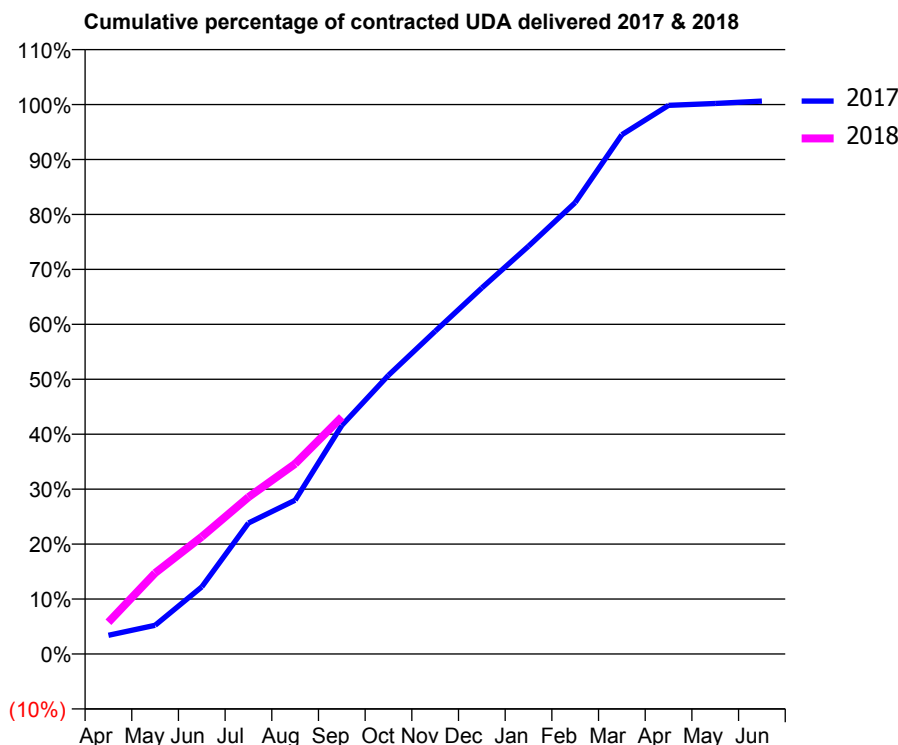
17/18 Contracted general activity (UDA)	7,782
Carry forward general activity (UDA)	-53
17/18 Contracted orthodontic activity (UOA)	0
Carry forward orthodontic activity (UOA)	0
Baseline contract value	£194,646.41

ACCESS*

Patients seen in 24 months	Total	Change since previous quarter
Quarter ending September 2016	2,556	
Quarter ending December 2016	2,605	→
Quarter ending March 2017	2,757	↑
Quarter ending June 2017	2,840	↑
Quarter ending September 2017	2,853	→
Variance since September 2016	11.6%	↑



ACTIVITY



Month	Adjusted Scheduled Activity (UDA)	
	2017	2018
April	289	450
May	444	1,147
June	1,035	1,661
July	2,019	2,222
August	2,371	2,694
September	3,524	3,356
October	4,295	
November	4,973	
December	5,641	
January	6,285	
February	6,956	
March	8,001	
April	8,454	
May	8,482	
June	8,520	

QUALITY

	Quantity	Base Number	Contract	LHB	Wales
% of FP17s for the same patient ID Re-attending within 3 months - Children	31	701	4.4%	7.9%	10.9%
% of FP17s for the same patient ID Re-attending within 3 months - Adults	176	1,309	13.4%	13.8%	16.2%
% of FP17s for the same patient ID Re-attending between 3 & 9 months - Children	460	701	65.6%	58.9%	58.9%
% of FP17s for the same patient ID Re-attending between 3 & 9 months - Adults	783	1,309	59.8%	54.1%	55.2%
% of FP17s for Band 1 Urgent Courses	92	1,770	5.2%	8.5%	9.1%
% of FP17s Relating to Free Repair or Replacements	2	1,770	0.1%	0.8%	0.8%
% of FP17s Relating to Continuations	21	1,770	1.2%	0.9%	0.8%
% of Patients satisfied with the dentistry they have received	9	10	90.0%	91.3%	92.0%
% of Patients satisfied with the time they had to wait for an appointment	9	10	90.0%	87.3%	87.6%

* This is based on patients treated on this contract for their most recent course of treatment. Figures in italics indicate the base number of FP17s or Patient Questionnaire responses are less than 100. N/A is shown where the base number of responses is less than 10 during the period. % is calculated as Quantity/Base number*100

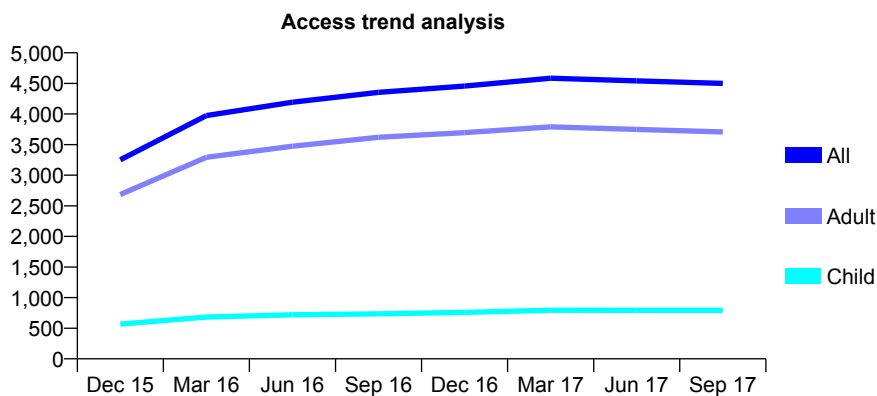
7A1 - Vital Signs At a Glance Contract Report for 299901/0002 - September 2017

Name or company name	MR J SREERAM
Contract type name	GDS Contract
Purpose of contract	General
Contract start date	01/04/2015
Contract end date	

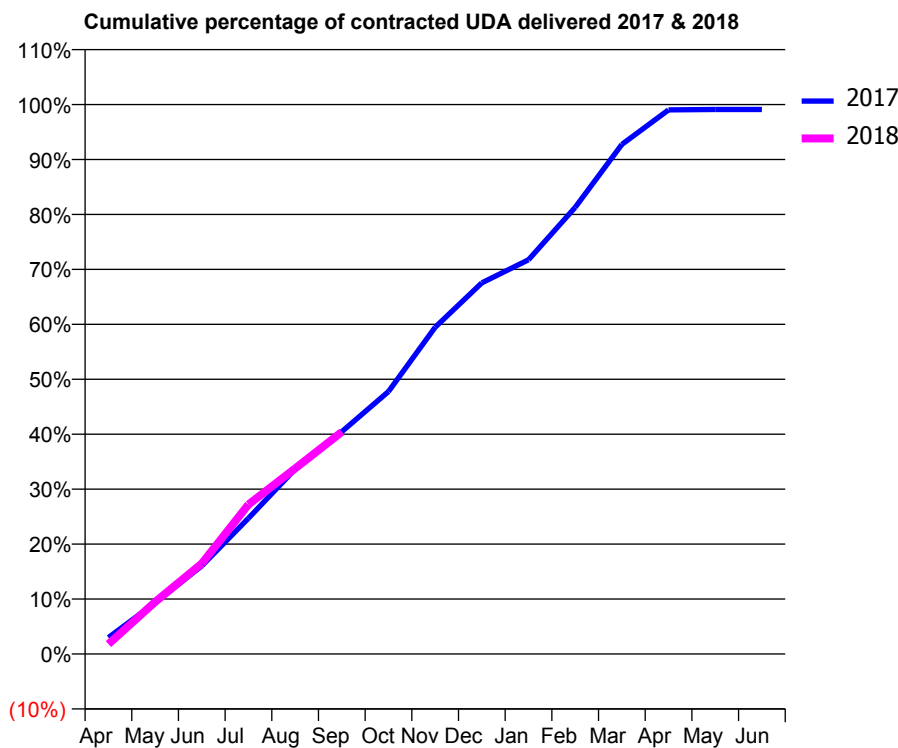
17/18 Contracted general activity (UDA)	14,976
Carry forward general activity (UDA)	125
17/18 Contracted orthodontic activity (UOA)	0
Carry forward orthodontic activity (UOA)	0
Baseline contract value	£359,048.80

ACCESS*

Patients seen in 24 months	Total	Change since previous quarter
Quarter ending September 2016	4,354	
Quarter ending December 2016	4,457	↑
Quarter ending March 2017	4,585	↑
Quarter ending June 2017	4,541	→
Quarter ending September 2017	4,499	→
Variance since September 2016	3.3%	↑



ACTIVITY



Month	Adjusted Scheduled Activity (UDA)	
	2017	2018
April	418	269
May	1,302	1,418
June	2,238	2,466
July	3,451	4,074
August	4,699	5,056
September	5,654	6,053
October	6,674	
November	8,305	
December	9,435	
January	10,023	
February	11,354	
March	12,955	
April	13,831	
May	13,843	
June	13,843	

QUALITY

	Quantity	Base Number	Contract	LHB	Wales
% of FP17s for the same patient ID Re-attending within 3 months - Children	19	553	3.4%	7.9%	10.9%
% of FP17s for the same patient ID Re-attending within 3 months - Adults	223	2,637	8.5%	13.8%	16.2%
% of FP17s for the same patient ID Re-attending between 3 & 9 months - Children	329	553	59.5%	58.9%	58.9%
% of FP17s for the same patient ID Re-attending between 3 & 9 months - Adults	1,550	2,637	58.8%	54.1%	55.2%
% of FP17s for Band 1 Urgent Courses	153	2,916	5.2%	8.5%	9.1%
% of FP17s Relating to Free Repair or Replacements	7	2,916	0.2%	0.8%	0.8%
% of FP17s Relating to Continuations	17	2,916	0.6%	0.9%	0.8%
% of Patients satisfied with the dentistry they have received	23	24	95.8%	91.3%	92.0%
% of Patients satisfied with the time they had to wait for an appointment	23	24	95.8%	87.3%	87.6%

* This is based on patients treated on this contract for their most recent course of treatment. Figures in italics indicate the base number of FP17s or Patient Questionnaire responses are less than 100. N/A is shown where the base number of responses is less than 10 during the period. % is calculated as Quantity/Base number*100

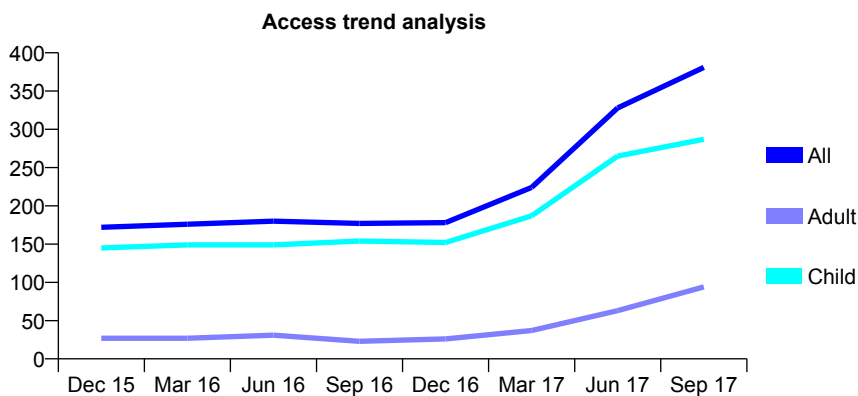
7A1 - Vital Signs At a Glance Contract Report for 304395/0002 - September 2017

Name or company name	Dr T Aldescu
Contract type name	GDS Contract
Purpose of contract	General
Contract start date	03/07/2014
Contract end date	

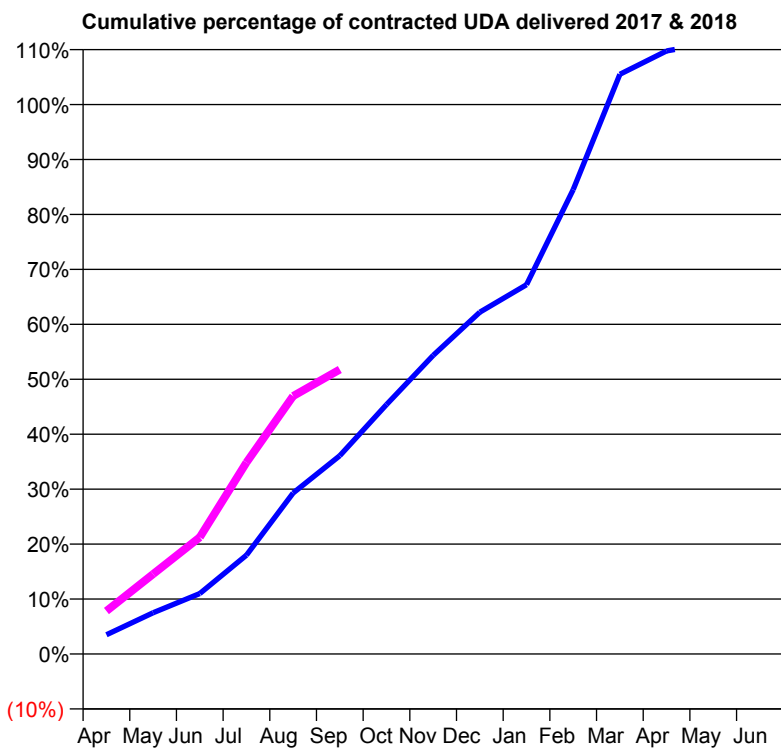
17/18 Contracted general activity (UDA)	1,200
Carry forward general activity (UDA)	-20
17/18 Contracted orthodontic activity (UOA)	0
Carry forward orthodontic activity (UOA)	0
Baseline contract value	£27,410.95

ACCESS*

Patients seen in 24 months	Total	Change since previous quarter
Quarter ending September 2016	177	
Quarter ending December 2016	178	→
Quarter ending March 2017	224	↑
Quarter ending June 2017	328	↑
Quarter ending September 2017	381	↑
Variance since September 2016	115.3%	↑



ACTIVITY



Month	Adjusted Scheduled Activity (UDA)	
	2017	2018
April	14	94
May	30	175
June	44	255
July	72	418
August	117	563
September	144	621
October	182	
November	217	
December	249	
January	269	
February	338	
March	422	
April	439	
May	445	
June	448	

QUALITY

	Quantity	Base Number	Contract	LHB	Wales
% of FP17s for the same patient ID Re-attending within 3 months - Children	10	265	3.8%	7.9%	10.9%
% of FP17s for the same patient ID Re-attending within 3 months - Adults	2	65	3.1%	13.8%	16.2%
% of FP17s for the same patient ID Re-attending between 3 & 9 months - Children	111	265	41.9%	58.9%	58.9%
% of FP17s for the same patient ID Re-attending between 3 & 9 months - Adults	11	65	16.9%	54.1%	55.2%
% of FP17s for Band 1 Urgent Courses	6	315	1.9%	8.5%	9.1%
% of FP17s Relating to Free Repair or Replacements	0	315	0.0%	0.8%	0.8%
% of FP17s Relating to Continuations	2	315	0.6%	0.9%	0.8%
% of Patients satisfied with the dentistry they have received	3	3	N/A	91.3%	92.0%
% of Patients satisfied with the time they had to wait for an appointment	3	3	N/A	87.3%	87.6%

* This is based on patients treated on this contract for their most recent course of treatment. Figures in italics indicate the base number of FP17s or Patient Questionnaire responses are less than 100. N/A is shown where the base number of responses is less than 10 during the period. % is calculated as Quantity/Base number*100

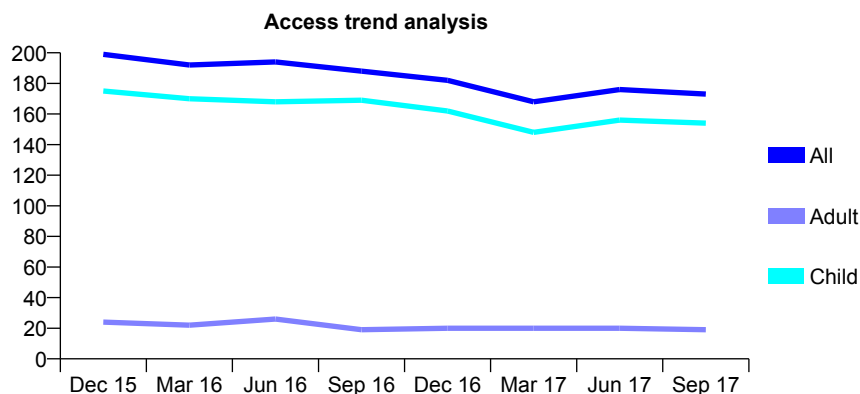
7A1 - Vital Signs At a Glance Contract Report for 308447/0001 - September 2017

Name or company name	MR IG BAIN
Contract type name	GDS Contract
Purpose of contract	General
Contract start date	01/04/2006
Contract end date	

17/18 Contracted general activity (UDA)	332
Carry forward general activity (UDA)	0
17/18 Contracted orthodontic activity (UOA)	0
Carry forward orthodontic activity (UOA)	0
Baseline contract value	£6,766.39

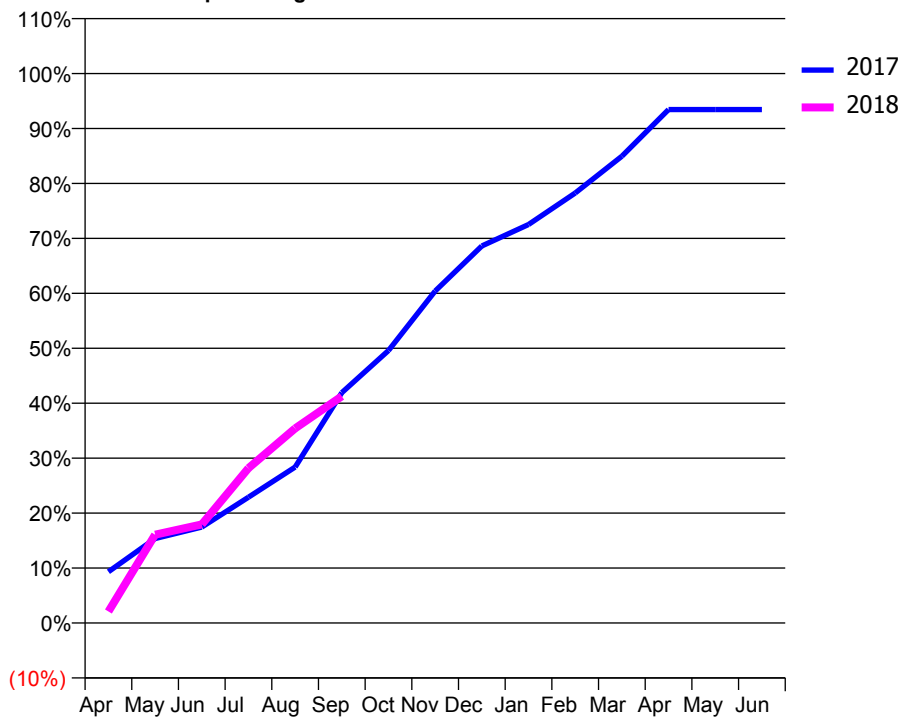
ACCESS*

Patients seen in 24 months	Total	Change since previous quarter
Quarter ending September 2016	188	
Quarter ending December 2016	182	↓
Quarter ending March 2017	168	↓
Quarter ending June 2017	176	↑
Quarter ending September 2017	173	↓
Variance since September 2016	(8.0%)	↓



ACTIVITY

Cumulative percentage of contracted UDA delivered 2017 & 2018



Month	Adjusted Scheduled Activity (UDA)	
	2017	2018
April	31	7
May	51	53
June	58	60
July	76	94
August	94	118
September	139	137
October	165	
November	201	
December	228	
January	241	
February	260	
March	282	
April	310	
May	310	
June	310	

QUALITY

	Quantity	Base Number	Contract	LHB	Wales
% of FP17s for the same patient ID Re-attending within 3 months - Children	7	135	5.2%	7.9%	10.9%
% of FP17s for the same patient ID Re-attending within 3 months - Adults	0	0	N/A	13.8%	16.2%
% of FP17s for the same patient ID Re-attending between 3 & 9 months - Children	92	135	68.1%	58.9%	58.9%
% of FP17s for the same patient ID Re-attending between 3 & 9 months - Adults	0	0	N/A	54.1%	55.2%
% of FP17s for Band 1 Urgent Courses	5	120	4.2%	8.5%	9.1%
% of FP17s Relating to Free Repair or Replacements	0	120	0.0%	0.8%	0.8%
% of FP17s Relating to Continuations	0	120	0.0%	0.9%	0.8%
% of Patients satisfied with the dentistry they have received	0	0	N/A	91.3%	92.0%
% of Patients satisfied with the time they had to wait for an appointment	0	0	N/A	87.3%	87.6%

* This is based on patients treated on this contract for their most recent course of treatment. Figures in italics indicate the base number of FP17s or Patient Questionnaire responses are less than 100. N/A is shown where the base number of responses is less than 10 during the period. % is calculated as Quantity/Base number*100

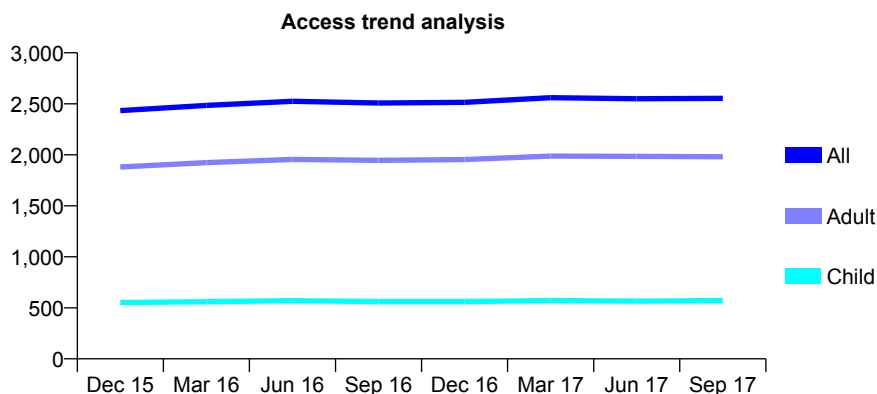
7A1 - Vital Signs At a Glance Contract Report for 331325/0001 - September 2017

Name or company name	MR LC WILLIAMS
Contract type name	GDS Contract
Purpose of contract	General
Contract start date	01/04/2006
Contract end date	

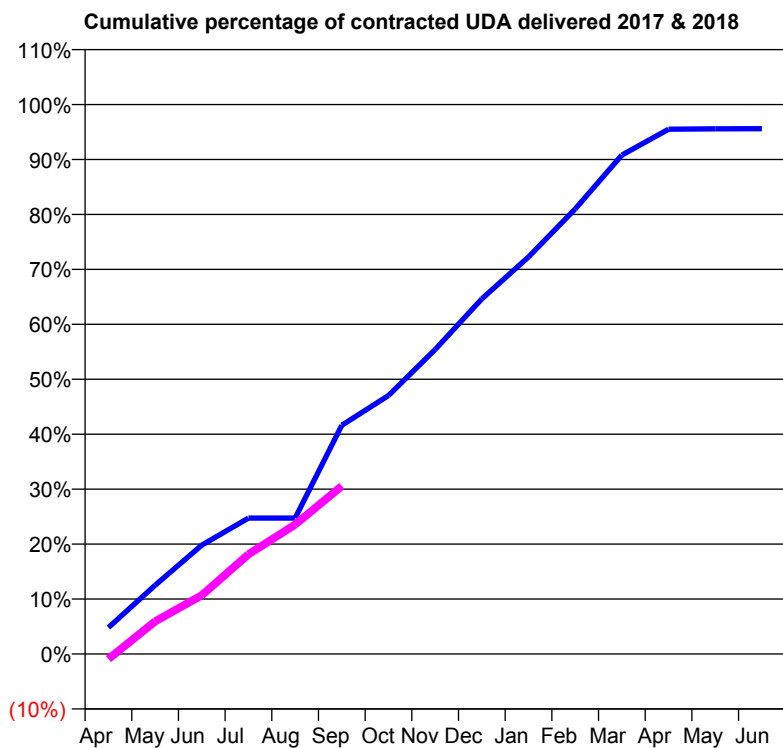
17/18 Contracted general activity (UDA)	9,694
Carry forward general activity (UDA)	383
17/18 Contracted orthodontic activity (UOA)	0
Carry forward orthodontic activity (UOA)	0
Baseline contract value	£243,880.67

ACCESS*

Patients seen in 24 months	Total	Change since previous quarter
Quarter ending September 2016	2,508	
Quarter ending December 2016	2,515	→
Quarter ending March 2017	2,560	→
Quarter ending June 2017	2,550	→
Quarter ending September 2017	2,553	→
Variance since September 2016	1.8%	→



ACTIVITY



Month	Adjusted Scheduled Activity (UDA)	
	2017	2018
April	417	-90
May	1,086	576
June	1,721	1,036
July	2,150	1,758
August	2,150	2,282
September	3,616	2,964
October	4,087	
November	4,814	
December	5,614	
January	6,277	
February	7,035	
March	7,887	
April	8,295	
May	8,301	
June	8,303	

QUALITY

	Quantity	Base Number	Contract	LHB	Wales
% of FP17s for the same patient ID Re-attending within 3 months - Children	47	518	9.1%	7.9%	10.9%
% of FP17s for the same patient ID Re-attending within 3 months - Adults	177	1,486	11.9%	13.8%	16.2%
% of FP17s for the same patient ID Re-attending between 3 & 9 months - Children	336	518	64.9%	58.9%	58.9%
% of FP17s for the same patient ID Re-attending between 3 & 9 months - Adults	859	1,486	57.8%	54.1%	55.2%
% of FP17s for Band 1 Urgent Courses	108	1,844	5.9%	8.5%	9.1%
% of FP17s Relating to Free Repair or Replacements	6	1,844	0.3%	0.8%	0.8%
% of FP17s Relating to Continuations	13	1,844	0.7%	0.9%	0.8%
% of Patients satisfied with the dentistry they have received	9	10	90.0%	91.3%	92.0%
% of Patients satisfied with the time they had to wait for an appointment	10	10	100.0%	87.3%	87.6%

* This is based on patients treated on this contract for their most recent course of treatment. Figures in italics indicate the base number of FP17s or Patient Questionnaire responses are less than 100. N/A is shown where the base number of responses is less than 10 during the period. % is calculated as Quantity/Base number*100

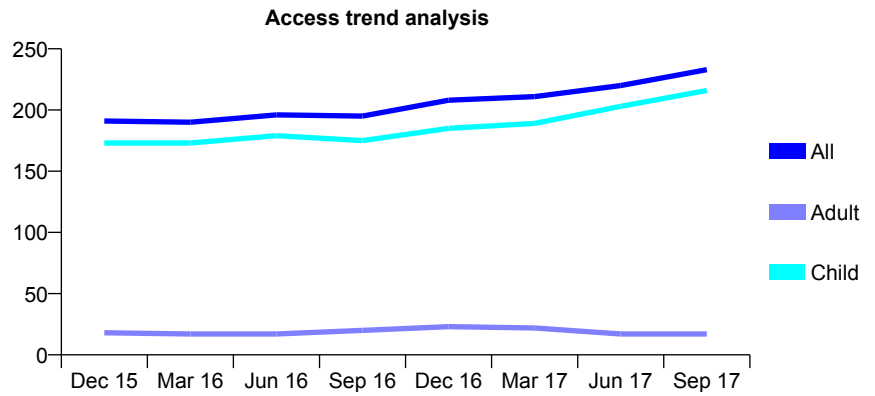
7A1 - Vital Signs At a Glance Contract Report for 332658/0001 - September 2017

Name or company name	MR JO JOHNSON
Contract type name	GDS Contract
Purpose of contract	General
Contract start date	01/04/2006
Contract end date	

17/18 Contracted general activity (UDA)	500
Carry forward general activity (UDA)	2
17/18 Contracted orthodontic activity (UOA)	0
Carry forward orthodontic activity (UOA)	0
Baseline contract value	£11,767.01

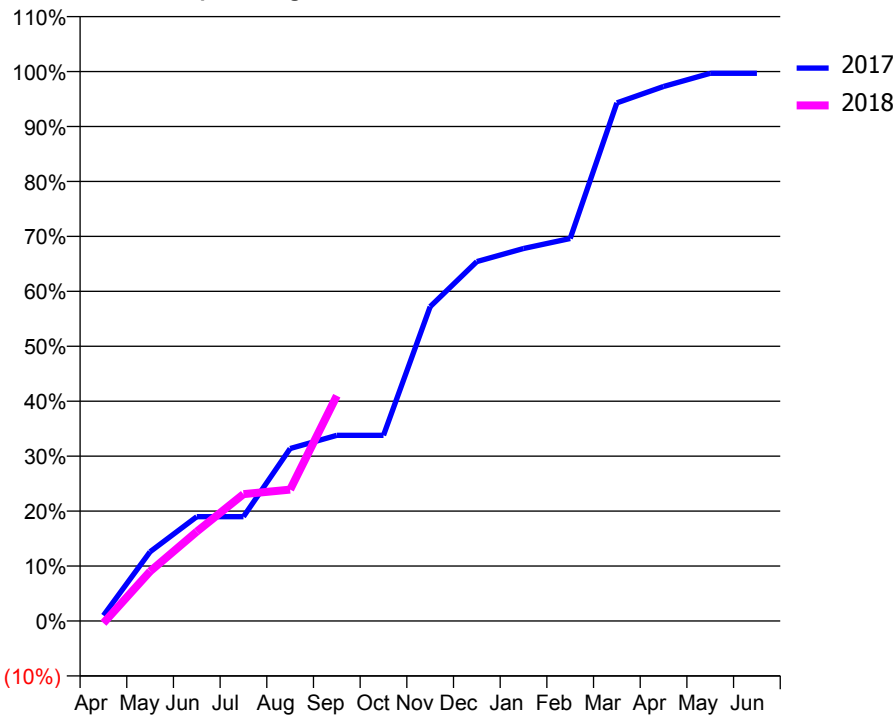
ACCESS*

Patients seen in 24 months	Total	Change since previous quarter
Quarter ending September 2016	195	
Quarter ending December 2016	208	↑
Quarter ending March 2017	211	→
Quarter ending June 2017	220	↑
Quarter ending September 2017	233	↑
Variance since September 2016	19.5%	↑



ACTIVITY

Cumulative percentage of contracted UDA delivered 2017 & 2018



Month	Adjusted Scheduled Activity (UDA)	
	2017	2018
April	5	-2
May	63	45
June	95	81
July	95	115
August	157	120
September	169	205
October	169	
November	286	
December	327	
January	339	
February	348	
March	471	
April	486	
May	498	
June	498	

QUALITY

	Quantity	Base Number	Contract	LHB	Wales
% of FP17s for the same patient ID Re-attending within 3 months - Children	15	188	8.0%	7.9%	10.9%
% of FP17s for the same patient ID Re-attending within 3 months - Adults	0	0	N/A	13.8%	16.2%
% of FP17s for the same patient ID Re-attending between 3 & 9 months - Children	115	188	61.2%	58.9%	58.9%
% of FP17s for the same patient ID Re-attending between 3 & 9 months - Adults	0	0	N/A	54.1%	55.2%
% of FP17s for Band 1 Urgent Courses	5	166	3.0%	8.5%	9.1%
% of FP17s Relating to Free Repair or Replacements	0	166	0.0%	0.8%	0.8%
% of FP17s Relating to Continuations	0	166	0.0%	0.9%	0.8%
% of Patients satisfied with the dentistry they have received	0	0	N/A	91.3%	92.0%
% of Patients satisfied with the time they had to wait for an appointment	0	0	N/A	87.3%	87.6%

* This is based on patients treated on this contract for their most recent course of treatment. Figures in italics indicate the base number of FP17s or Patient Questionnaire responses are less than 100. N/A is shown where the base number of responses is less than 10 during the period. % is calculated as Quantity/Base number*100

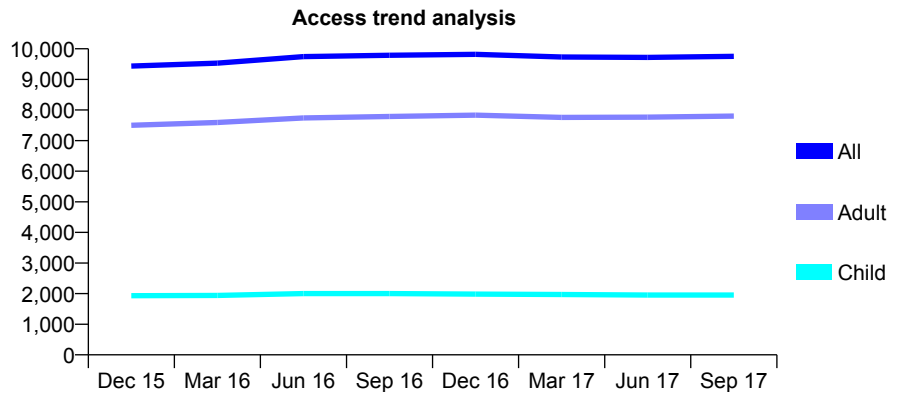
7A1 - Vital Signs At a Glance Contract Report for 569259/0001 - September 2017

Name or company name	MR RT HANDLEY
Contract type name	GDS Contract
Purpose of contract	General
Contract start date	01/04/2006
Contract end date	

17/18 Contracted general activity (UDA)	31,357
Carry forward general activity (UDA)	0
17/18 Contracted orthodontic activity (UOA)	0
Carry forward orthodontic activity (UOA)	0
Baseline contract value	£798,520.16

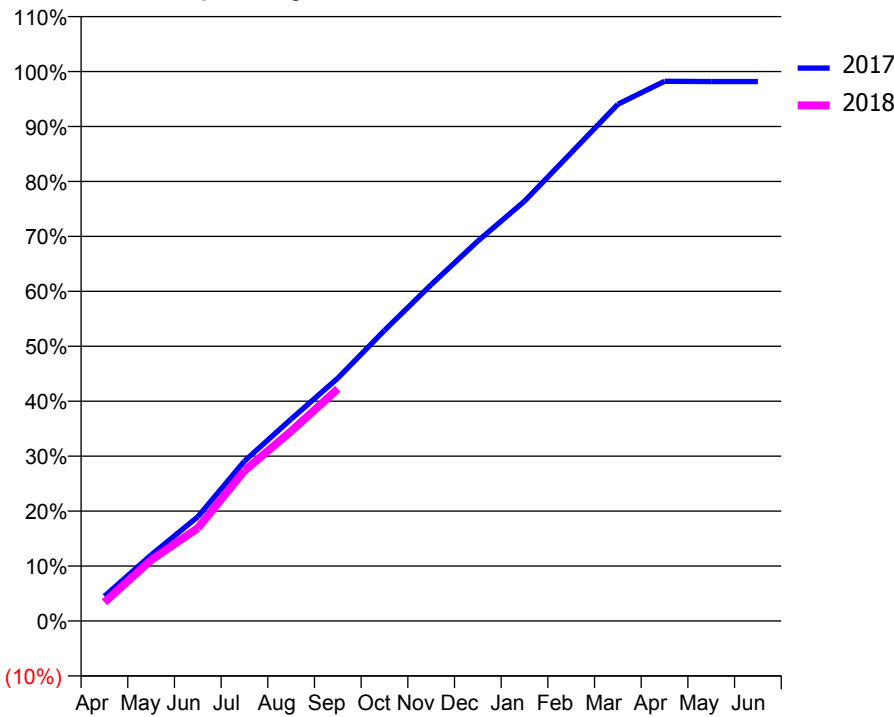
ACCESS*

Patients seen in 24 months	Total	Change since previous quarter
Quarter ending September 2016	9,788	
Quarter ending December 2016	9,817	→
Quarter ending March 2017	9,730	→
Quarter ending June 2017	9,719	→
Quarter ending September 2017	9,755	→
Variance since September 2016	(0.3%)	→



ACTIVITY

Cumulative percentage of contracted UDA delivered 2017 & 2018



Month	Adjusted Scheduled Activity (UDA)	
	2017	2018
April	1,409	1,071
May	3,774	3,484
June	5,946	5,296
July	9,131	8,580
August	11,523	10,831
September	13,860	13,243
October	16,586	
November	19,198	
December	21,682	
January	23,958	
February	26,717	
March	29,487	
April	30,798	
May	30,786	
June	30,787	

QUALITY

	Quantity	Base Number	Contract	LHB	Wales
% of FP17s for the same patient ID Re-attending within 3 months - Children	80	1,312	6.1%	7.9%	10.9%
% of FP17s for the same patient ID Re-attending within 3 months - Adults	687	5,047	13.6%	13.8%	16.2%
% of FP17s for the same patient ID Re-attending between 3 & 9 months - Children	615	1,312	46.9%	58.9%	58.9%
% of FP17s for the same patient ID Re-attending between 3 & 9 months - Adults	2,262	5,047	44.8%	54.1%	55.2%
% of FP17s for Band 1 Urgent Courses	462	5,834	7.9%	8.5%	9.1%
% of FP17s Relating to Free Repair or Replacements	56	5,834	1.0%	0.8%	0.8%
% of FP17s Relating to Continuations	50	5,834	0.9%	0.9%	0.8%
% of Patients satisfied with the dentistry they have received	38	40	95.0%	91.3%	92.0%
% of Patients satisfied with the time they had to wait for an appointment	37	40	92.5%	87.3%	87.6%

* This is based on patients treated on this contract for their most recent course of treatment. Figures in italics indicate the base number of FP17s or Patient Questionnaire responses are less than 100. N/A is shown where the base number of responses is less than 10 during the period. % is calculated as Quantity/Base number*100

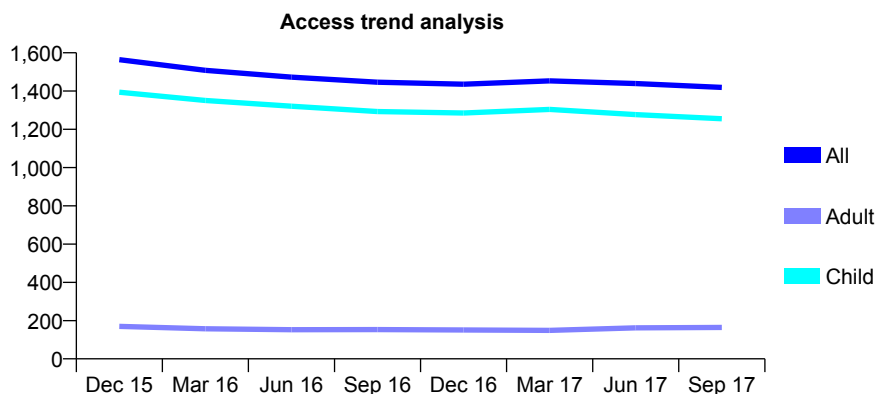
7A1 - Vital Signs At a Glance Contract Report for 571466/0001 - September 2017

Name or company name	MR SC EDWARDS
Contract type name	PDS Contract
Purpose of contract	General
Contract start date	01/04/2006
Contract end date	31/03/2018

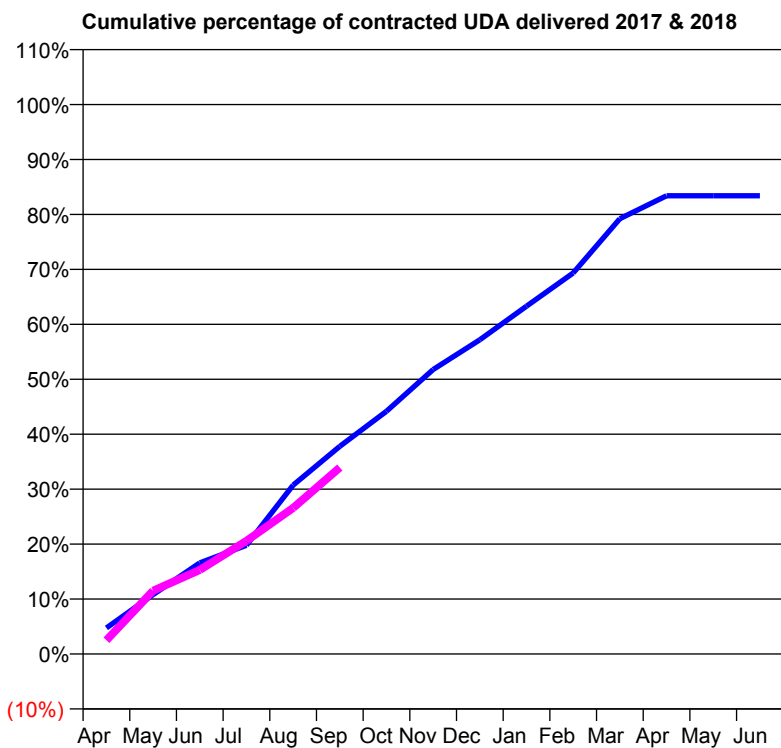
17/18 Contracted general activity (UDA)	3,240
Carry forward general activity (UDA)	0
17/18 Contracted orthodontic activity (UOA)	0
Carry forward orthodontic activity (UOA)	0
Baseline contract value	£81,489.51

ACCESS*

Patients seen in 24 months	Total	Change since previous quarter
Quarter ending September 2016	1,446	
Quarter ending December 2016	1,436	→
Quarter ending March 2017	1,453	→
Quarter ending June 2017	1,439	→
Quarter ending September 2017	1,419	↓
Variance since September 2016	(1.9%)	↓



ACTIVITY



Month	Adjusted Scheduled Activity (UDA)	
	2017	2018
April	154	81
May	350	373
June	537	496
July	641	667
August	996	862
September	1,225	1,100
October	1,432	
November	1,678	
December	1,853	
January	2,051	
February	2,247	
March	2,567	
April	2,702	
May	2,702	
June	2,702	

QUALITY

	Quantity	Base Number	Contract	LHB	Wales
% of FP17s for the same patient ID Re-attending within 3 months - Children	56	819	6.8%	7.9%	10.9%
% of FP17s for the same patient ID Re-attending within 3 months - Adults	4	32	12.5%	13.8%	16.2%
% of FP17s for the same patient ID Re-attending between 3 & 9 months - Children	475	819	58.0%	58.9%	58.9%
% of FP17s for the same patient ID Re-attending between 3 & 9 months - Adults	14	32	43.8%	54.1%	55.2%
% of FP17s for Band 1 Urgent Courses	8	762	1.0%	8.5%	9.1%
% of FP17s Relating to Free Repair or Replacements	0	762	0.0%	0.8%	0.8%
% of FP17s Relating to Continuations	17	762	2.2%	0.9%	0.8%
% of Patients satisfied with the dentistry they have received	2	2	N/A	91.3%	92.0%
% of Patients satisfied with the time they had to wait for an appointment	2	2	N/A	87.3%	87.6%

* This is based on patients treated on this contract for their most recent course of treatment. Figures in italics indicate the base number of FP17s or Patient Questionnaire responses are less than 100. N/A is shown where the base number of responses is less than 10 during the period. % is calculated as Quantity/Base number*100

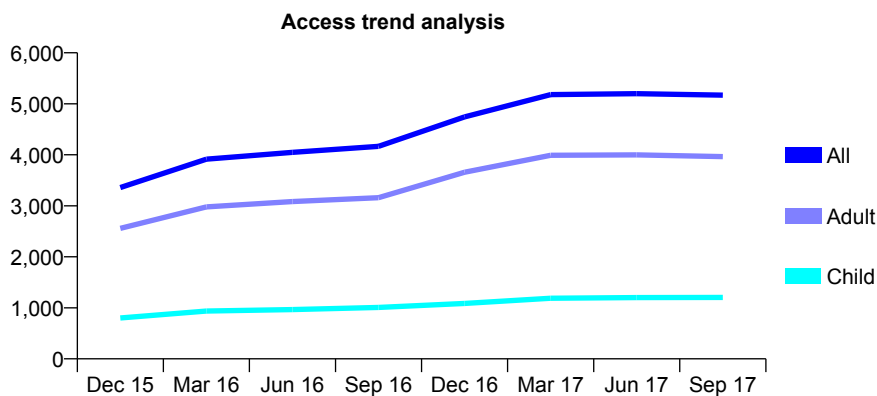
7A1 - Vital Signs At a Glance Contract Report for 602531/0001 - September 2017

Name or company name	MR DP JONES
Contract type name	GDS Contract
Purpose of contract	General
Contract start date	06/05/2015
Contract end date	

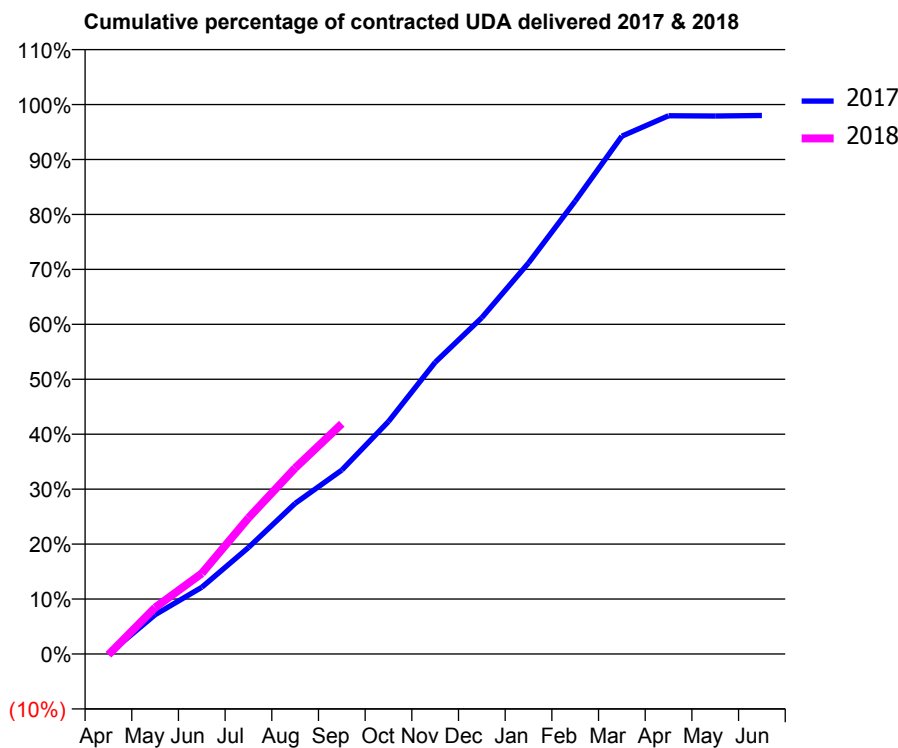
17/18 Contracted general activity (UDA)	16,008
Carry forward general activity (UDA)	374
17/18 Contracted orthodontic activity (UOA)	0
Carry forward orthodontic activity (UOA)	0
Baseline contract value	£374,615.52

ACCESS*

Patients seen in 24 months	Total	Change since previous quarter
Quarter ending September 2016	4,167	
Quarter ending December 2016	4,744	↑
Quarter ending March 2017	5,180	↑
Quarter ending June 2017	5,198	→
Quarter ending September 2017	5,170	→
Variance since September 2016	24.1%	↑



ACTIVITY



Month	Adjusted Scheduled Activity (UDA)	
	2017	2018
April	-2	-27
May	1,334	1,355
June	2,266	2,348
July	3,617	3,962
August	5,117	5,417
September	6,252	6,705
October	7,901	
November	9,914	
December	11,429	
January	13,291	
February	15,392	
March	17,599	
April	18,293	
May	18,284	
June	18,300	

QUALITY

	Quantity	Base Number	Contract	LHB	Wales
% of FP17s for the same patient ID Re-attending within 3 months - Children	59	918	6.4%	7.9%	10.9%
% of FP17s for the same patient ID Re-attending within 3 months - Adults	385	2,963	13.0%	13.8%	16.2%
% of FP17s for the same patient ID Re-attending between 3 & 9 months - Children	622	918	67.8%	58.9%	58.9%
% of FP17s for the same patient ID Re-attending between 3 & 9 months - Adults	2,030	2,963	68.5%	54.1%	55.2%
% of FP17s for Band 1 Urgent Courses	245	3,611	6.8%	8.5%	9.1%
% of FP17s Relating to Free Repair or Replacements	25	3,611	0.7%	0.8%	0.8%
% of FP17s Relating to Continuations	3	3,611	0.1%	0.9%	0.8%
% of Patients satisfied with the dentistry they have received	26	27	96.3%	91.3%	92.0%
% of Patients satisfied with the time they had to wait for an appointment	25	27	92.6%	87.3%	87.6%

* This is based on patients treated on this contract for their most recent course of treatment. Figures in italics indicate the base number of FP17s or Patient Questionnaire responses are less than 100. N/A is shown where the base number of responses is less than 10 during the period. % is calculated as Quantity/Base number*100

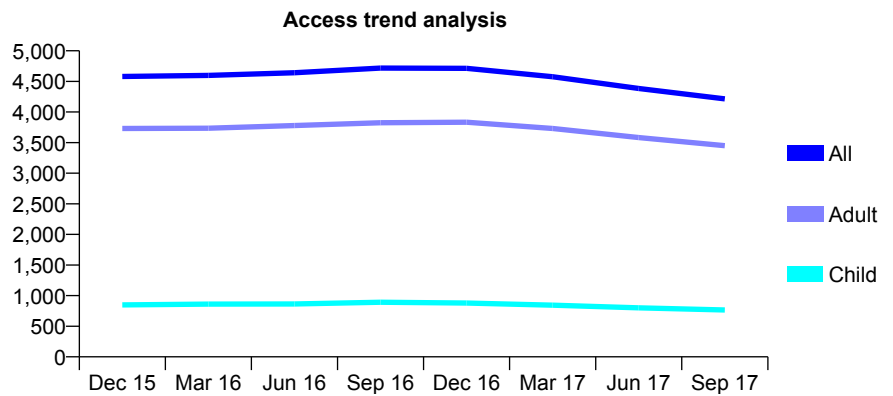
7A1 - Vital Signs At a Glance Contract Report for 624810/0001 - September 2017

Name or company name	MRS HJ WILBY
Contract type name	GDS Contract
Purpose of contract	General
Contract start date	01/04/2006
Contract end date	

17/18 Contracted general activity (UDA)	12,500
Carry forward general activity (UDA)	0
17/18 Contracted orthodontic activity (UOA)	0
Carry forward orthodontic activity (UOA)	0
Baseline contract value	£314,333.65

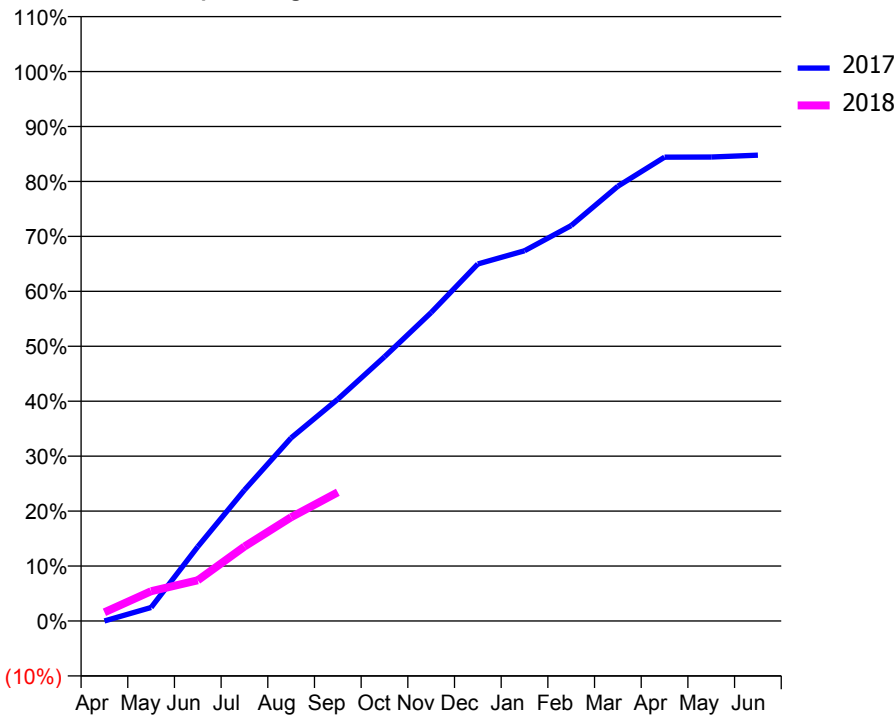
ACCESS*

Patients seen in 24 months	Total	Change since previous quarter
Quarter ending September 2016	4,717	
Quarter ending December 2016	4,714	→
Quarter ending March 2017	4,576	↓
Quarter ending June 2017	4,384	↓
Quarter ending September 2017	4,215	↓
Variance since September 2016	(10.6%)	↓



ACTIVITY

Cumulative percentage of contracted UDA delivered 2017 & 2018



Month	Adjusted Scheduled Activity (UDA)	
	2017	2018
April	0	199
May	307	678
June	1,691	927
July	2,980	1,696
August	4,166	2,363
September	5,046	2,928
October	6,011	
November	7,019	
December	8,121	
January	8,423	
February	8,995	
March	9,890	
April	10,552	
May	10,556	
June	10,596	

QUALITY

	Quantity	Base Number	Contract	LHB	Wales
% of FP17s for the same patient ID Re-attending within 3 months - Children	7	271	2.6%	7.9%	10.9%
% of FP17s for the same patient ID Re-attending within 3 months - Adults	109	1,211	9.0%	13.8%	16.2%
% of FP17s for the same patient ID Re-attending between 3 & 9 months - Children	92	271	33.9%	58.9%	58.9%
% of FP17s for the same patient ID Re-attending between 3 & 9 months - Adults	389	1,211	32.1%	54.1%	55.2%
% of FP17s for Band 1 Urgent Courses	103	1,251	8.2%	8.5%	9.1%
% of FP17s Relating to Free Repair or Replacements	9	1,251	0.7%	0.8%	0.8%
% of FP17s Relating to Continuations	3	1,251	0.2%	0.9%	0.8%
% of Patients satisfied with the dentistry they have received	20	25	80.0%	91.3%	92.0%
% of Patients satisfied with the time they had to wait for an appointment	20	25	80.0%	87.3%	87.6%

* This is based on patients treated on this contract for their most recent course of treatment. Figures in italics indicate the base number of FP17s or Patient Questionnaire responses are less than 100. N/A is shown where the base number of responses is less than 10 during the period. % is calculated as Quantity/Base number*100

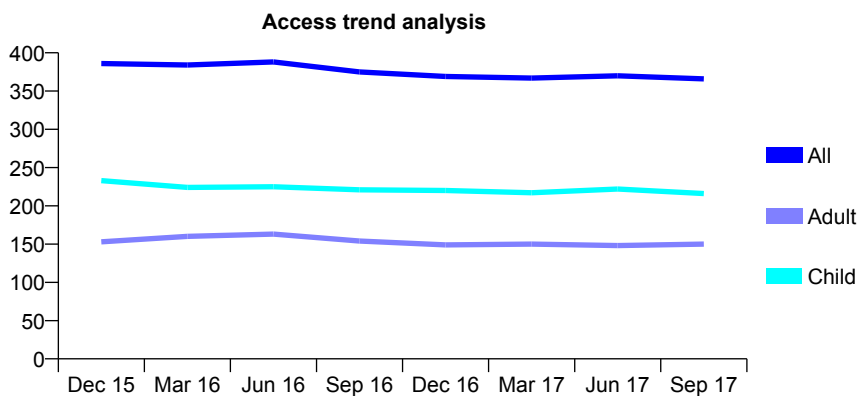
7A1 - Vital Signs At a Glance Contract Report for 635030/0001 - September 2017

Name or company name	MR BV OWEN
Contract type name	GDS Contract
Purpose of contract	General
Contract start date	01/04/2006
Contract end date	

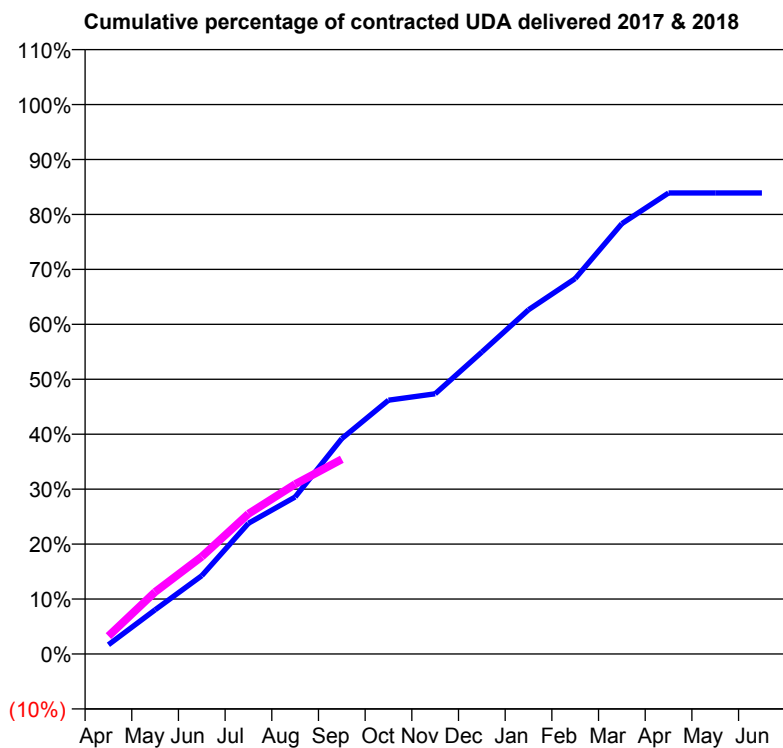
17/18 Contracted general activity (UDA)	948
Carry forward general activity (UDA)	0
17/18 Contracted orthodontic activity (UOA)	0
Carry forward orthodontic activity (UOA)	0
Baseline contract value	£23,842.20

ACCESS*

Patients seen in 24 months	Total	Change since previous quarter
Quarter ending September 2016	375	
Quarter ending December 2016	369	↓
Quarter ending March 2017	367	→
Quarter ending June 2017	370	→
Quarter ending September 2017	366	↓
Variance since September 2016	(2.4%)	↓



ACTIVITY



Month	Adjusted Scheduled Activity (UDA)	
	2017	2018
April	19	31
May	91	107
June	161	168
July	269	242
August	323	293
September	443	336
October	522	
November	535	
December	621	
January	708	
February	772	
March	885	
April	948	
May	948	
June	948	

QUALITY

	Quantity	Base Number	Contract	LHB	Wales
% of FP17s for the same patient ID Re-attending within 3 months - Children	20	164	12.2%	7.9%	10.9%
% of FP17s for the same patient ID Re-attending within 3 months - Adults	6	68	8.8%	13.8%	16.2%
% of FP17s for the same patient ID Re-attending between 3 & 9 months - Children	108	164	65.9%	58.9%	58.9%
% of FP17s for the same patient ID Re-attending between 3 & 9 months - Adults	46	68	67.6%	54.1%	55.2%
% of FP17s for Band 1 Urgent Courses	0	202	0.0%	8.5%	9.1%
% of FP17s Relating to Free Repair or Replacements	0	202	0.0%	0.8%	0.8%
% of FP17s Relating to Continuations	7	202	3.5%	0.9%	0.8%
% of Patients satisfied with the dentistry they have received	3	3	N/A	91.3%	92.0%
% of Patients satisfied with the time they had to wait for an appointment	3	3	N/A	87.3%	87.6%

* This is based on patients treated on this contract for their most recent course of treatment. Figures in italics indicate the base number of FP17s or Patient Questionnaire responses are less than 100. N/A is shown where the base number of responses is less than 10 during the period. % is calculated as Quantity/Base number*100

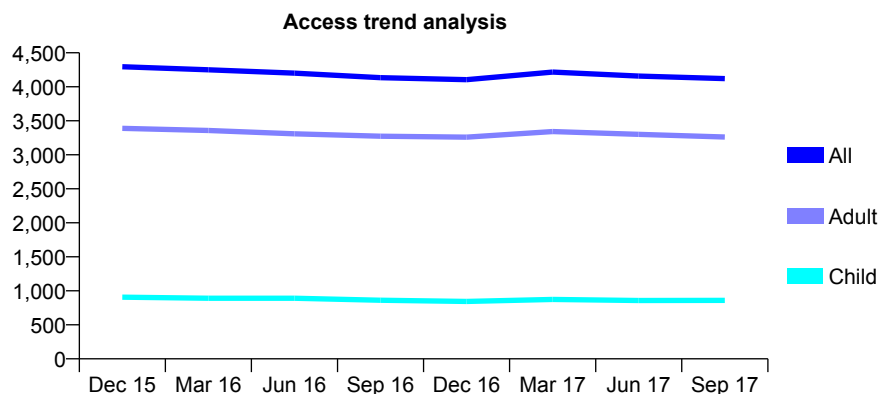
7A1 - Vital Signs At a Glance Contract Report for 639095/0001 - September 2017

Name or company name	MR MA HORTON
Contract type name	GDS Contract
Purpose of contract	General
Contract start date	01/04/2006
Contract end date	

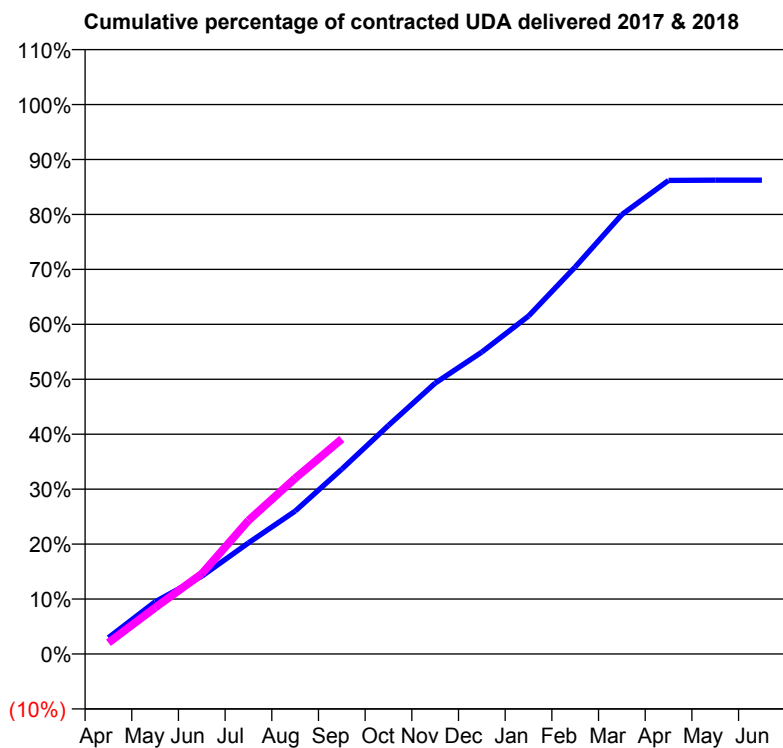
17/18 Contracted general activity (UDA)	14,832
Carry forward general activity (UDA)	0
17/18 Contracted orthodontic activity (UOA)	0
Carry forward orthodontic activity (UOA)	0
Baseline contract value	£423,926.23

ACCESS*

Patients seen in 24 months	Total	Change since previous quarter
Quarter ending September 2016	4,134	
Quarter ending December 2016	4,104	→
Quarter ending March 2017	4,216	↑
Quarter ending June 2017	4,157	↓
Quarter ending September 2017	4,121	→
Variance since September 2016	(0.3%)	→



ACTIVITY



Month	Adjusted Scheduled Activity (UDA)	
	2017	2018
April	441	303
May	1,410	1,250
June	2,101	2,165
July	2,999	3,605
August	3,857	4,741
September	4,991	5,806
October	6,170	
November	7,311	
December	8,149	
January	9,121	
February	10,447	
March	11,860	
April	12,782	
May	12,788	
June	12,791	

QUALITY

	Quantity	Base Number	Contract	LHB	Wales
% of FP17s for the same patient ID Re-attending within 3 months - Children	70	770	9.1%	7.9%	10.9%
% of FP17s for the same patient ID Re-attending within 3 months - Adults	444	2,593	17.1%	13.8%	16.2%
% of FP17s for the same patient ID Re-attending between 3 & 9 months - Children	514	770	66.8%	58.9%	58.9%
% of FP17s for the same patient ID Re-attending between 3 & 9 months - Adults	1,582	2,593	61.0%	54.1%	55.2%
% of FP17s for Band 1 Urgent Courses	248	2,938	8.4%	8.5%	9.1%
% of FP17s Relating to Free Repair or Replacements	60	2,938	2.0%	0.8%	0.8%
% of FP17s Relating to Continuations	26	2,938	0.9%	0.9%	0.8%
% of Patients satisfied with the dentistry they have received	30	35	85.7%	91.3%	92.0%
% of Patients satisfied with the time they had to wait for an appointment	29	35	82.9%	87.3%	87.6%

* This is based on patients treated on this contract for their most recent course of treatment. Figures in italics indicate the base number of FP17s or Patient Questionnaire responses are less than 100. N/A is shown where the base number of responses is less than 10 during the period. % is calculated as Quantity/Base number*100

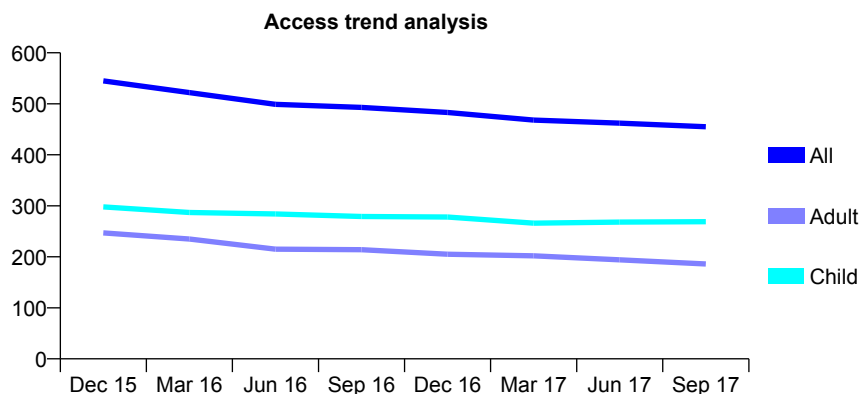
7A1 - Vital Signs At a Glance Contract Report for 641820/0001 - September 2017

Name or company name	MR AP WOOLLEY
Contract type name	GDS Contract
Purpose of contract	General
Contract start date	01/04/2006
Contract end date	

17/18 Contracted general activity (UDA)	1,190
Carry forward general activity (UDA)	0
17/18 Contracted orthodontic activity (UOA)	0
Carry forward orthodontic activity (UOA)	0
Baseline contract value	£29,238.01

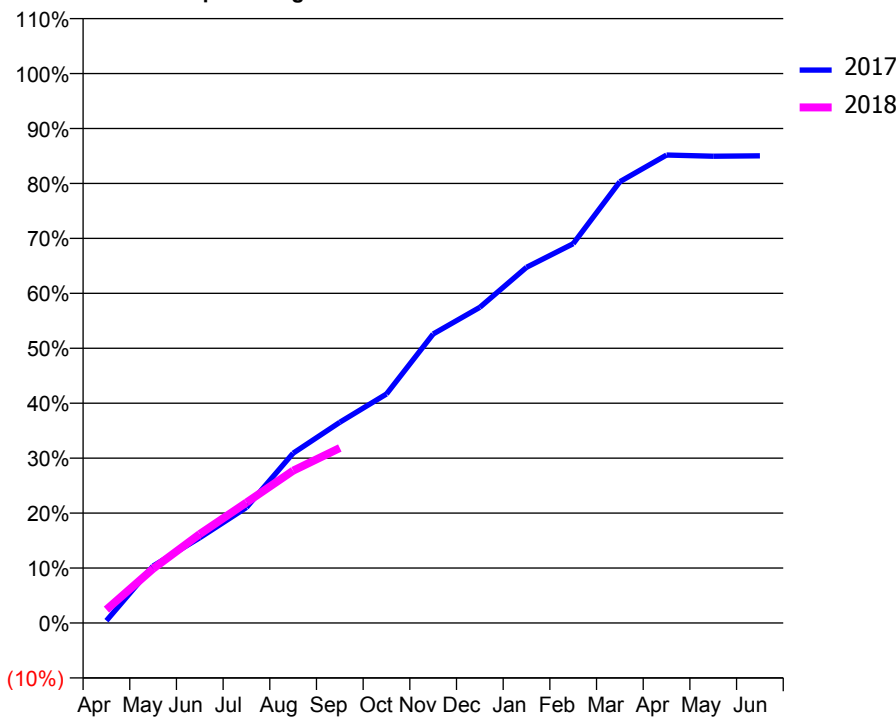
ACCESS*

Patients seen in 24 months	Total	Change since previous quarter
Quarter ending September 2016	493	
Quarter ending December 2016	483	↓
Quarter ending March 2017	468	↓
Quarter ending June 2017	462	↓
Quarter ending September 2017	455	↓
Variance since September 2016	(7.7%)	↓



ACTIVITY

Cumulative percentage of contracted UDA delivered 2017 & 2018



Adjusted Scheduled Activity (UDA)

Month	2017	2018
April	5	29
May	135	118
June	202	193
July	273	261
August	402	330
September	475	379
October	542	
November	684	
December	747	
January	841	
February	897	
March	1,044	
April	1,107	
May	1,104	
June	1,105	

QUALITY

	Quantity	Base Number	Contract	LHB	Wales
% of FP17s for the same patient ID Re-attending within 3 months - Children	16	170	9.4%	7.9%	10.9%
% of FP17s for the same patient ID Re-attending within 3 months - Adults	8	87	9.2%	13.8%	16.2%
% of FP17s for the same patient ID Re-attending between 3 & 9 months - Children	82	170	48.2%	58.9%	58.9%
% of FP17s for the same patient ID Re-attending between 3 & 9 months - Adults	49	87	56.3%	54.1%	55.2%
% of FP17s for Band 1 Urgent Courses	11	224	4.9%	8.5%	9.1%
% of FP17s Relating to Free Repair or Replacements	0	224	0.0%	0.8%	0.8%
% of FP17s Relating to Continuations	0	224	0.0%	0.9%	0.8%
% of Patients satisfied with the dentistry they have received	1	1	N/A	91.3%	92.0%
% of Patients satisfied with the time they had to wait for an appointment	0	1	N/A	87.3%	87.6%

* This is based on patients treated on this contract for their most recent course of treatment. Figures in italics indicate the base number of FP17s or Patient Questionnaire responses are less than 100. N/A is shown where the base number of responses is less than 10 during the period. % is calculated as Quantity/Base number*100

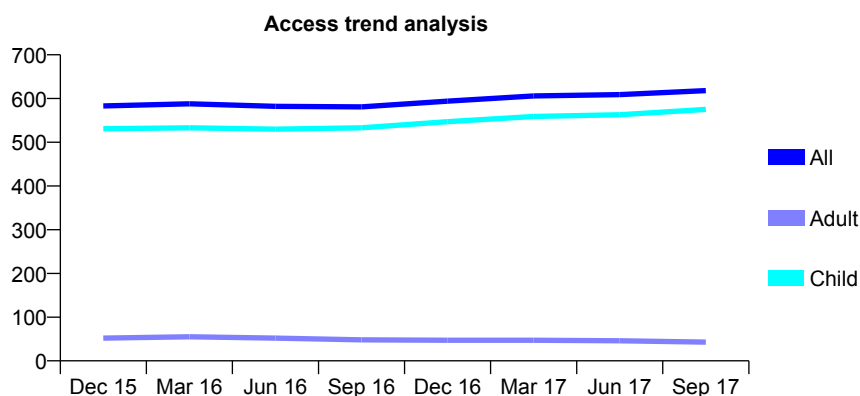
7A1 - Vital Signs At a Glance Contract Report for 678589/0001 - September 2017

Name or company name	MR FQ HEWITT
Contract type name	GDS Contract
Purpose of contract	General
Contract start date	01/04/2009
Contract end date	

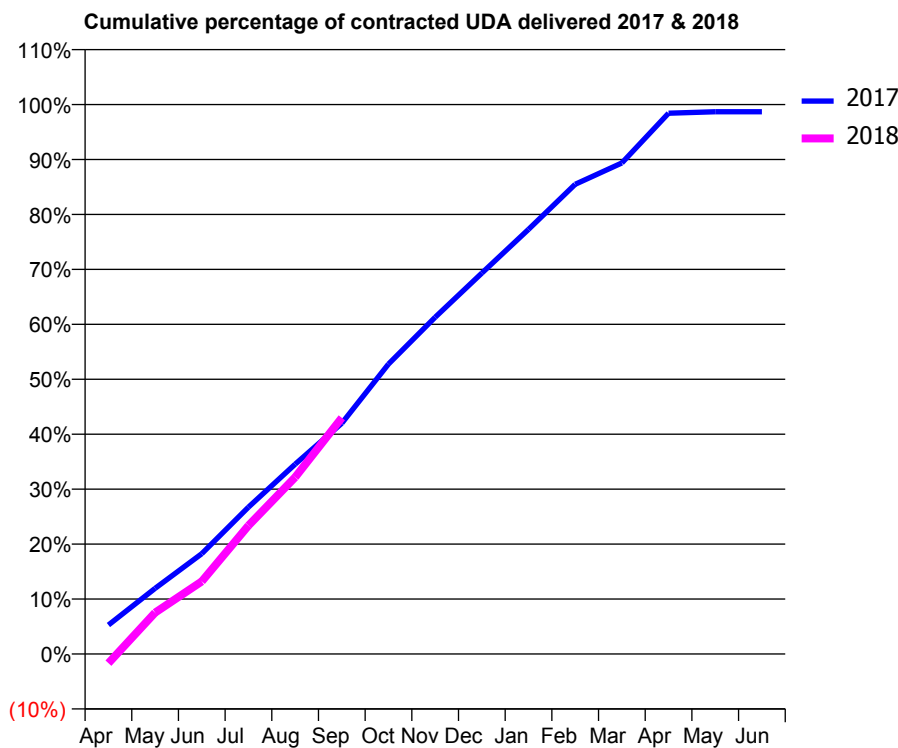
17/18 Contracted general activity (UDA)	1,129
Carry forward general activity (UDA)	19
17/18 Contracted orthodontic activity (UOA)	0
Carry forward orthodontic activity (UOA)	0
Baseline contract value	£27,322.72

ACCESS*

Patients seen in 24 months	Total	Change since previous quarter
Quarter ending September 2016	581	
Quarter ending December 2016	594	↑
Quarter ending March 2017	606	↑
Quarter ending June 2017	609	→
Quarter ending September 2017	618	→
Variance since September 2016	6.4%	↑



ACTIVITY



Month	Adjusted Scheduled Activity (UDA)	
	2017	2018
April	60	-19
May	135	85
June	206	149
July	302	264
August	390	363
September	474	485
October	596	
November	692	
December	783	
January	872	
February	965	
March	1,009	
April	1,111	
May	1,114	
June	1,114	

QUALITY

	Quantity	Base Number	Contract	LHB	Wales
% of FP17s for the same patient ID Re-attending within 3 months - Children	27	471	5.7%	7.9%	10.9%
% of FP17s for the same patient ID Re-attending within 3 months - Adults	0	7	0.0%	13.8%	16.2%
% of FP17s for the same patient ID Re-attending between 3 & 9 months - Children	249	471	52.9%	58.9%	58.9%
% of FP17s for the same patient ID Re-attending between 3 & 9 months - Adults	5	7	71.4%	54.1%	55.2%
% of FP17s for Band 1 Urgent Courses	17	408	4.2%	8.5%	9.1%
% of FP17s Relating to Free Repair or Replacements	0	408	0.0%	0.8%	0.8%
% of FP17s Relating to Continuations	0	408	0.0%	0.9%	0.8%
% of Patients satisfied with the dentistry they have received	1	1	N/A	91.3%	92.0%
% of Patients satisfied with the time they had to wait for an appointment	1	1	N/A	87.3%	87.6%

* This is based on patients treated on this contract for their most recent course of treatment. Figures in italics indicate the base number of FP17s or Patient Questionnaire responses are less than 100. N/A is shown where the base number of responses is less than 10 during the period. % is calculated as Quantity/Base number*100

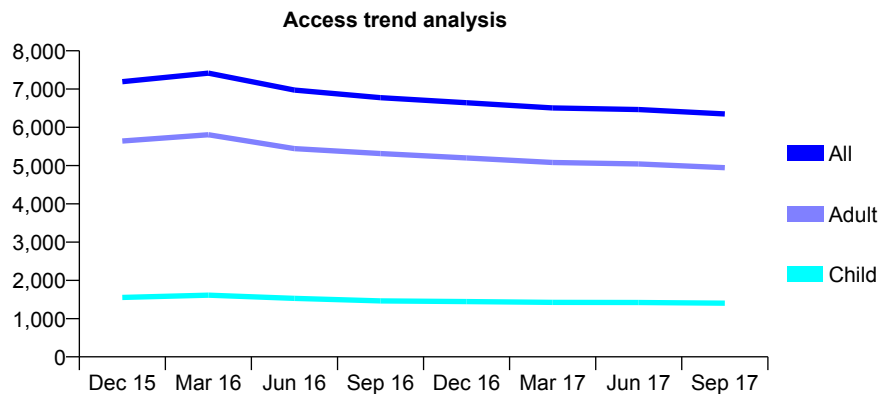
7A1 - Vital Signs At a Glance Contract Report for 682365/0001 - September 2017

Name or company name	MR QM JAFFRI
Contract type name	GDS Contract
Purpose of contract	General
Contract start date	01/04/2006
Contract end date	

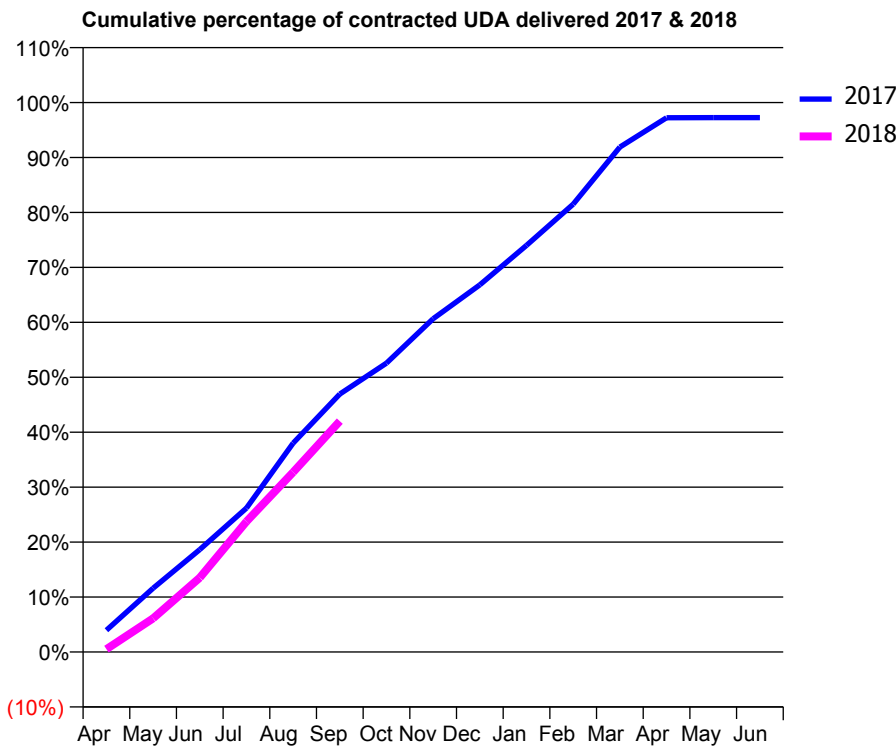
17/18 Contracted general activity (UDA)	19,008
Carry forward general activity (UDA)	522
17/18 Contracted orthodontic activity (UOA)	0
Carry forward orthodontic activity (UOA)	0
Baseline contract value	£456,296.43

ACCESS*

Patients seen in 24 months	Total	Change since previous quarter
Quarter ending September 2016	6,775	
Quarter ending December 2016	6,643	↓
Quarter ending March 2017	6,506	↓
Quarter ending June 2017	6,465	→
Quarter ending September 2017	6,348	↓
Variance since September 2016	(6.3%)	↓



ACTIVITY



Month	Adjusted Scheduled Activity (UDA)	
	2017	2018
April	752	98
May	2,200	1,163
June	3,532	2,570
July	4,960	4,515
August	7,198	6,220
September	8,887	7,986
October	9,951	
November	11,481	
December	12,648	
January	14,008	
February	15,429	
March	17,397	
April	18,405	
May	18,410	
June	18,409	

QUALITY

	Quantity	Base Number	Contract	LHB	Wales
% of FP17s for the same patient ID Re-attending within 3 months - Children	87	1,036	8.4%	7.9%	10.9%
% of FP17s for the same patient ID Re-attending within 3 months - Adults	608	3,839	15.8%	13.8%	16.2%
% of FP17s for the same patient ID Re-attending between 3 & 9 months - Children	622	1,036	60.0%	58.9%	58.9%
% of FP17s for the same patient ID Re-attending between 3 & 9 months - Adults	2,317	3,839	60.4%	54.1%	55.2%
% of FP17s for Band 1 Urgent Courses	381	4,405	8.6%	8.5%	9.1%
% of FP17s Relating to Free Repair or Replacements	69	4,405	1.6%	0.8%	0.8%
% of FP17s Relating to Continuations	48	4,405	1.1%	0.9%	0.8%
% of Patients satisfied with the dentistry they have received	16	17	94.1%	91.3%	92.0%
% of Patients satisfied with the time they had to wait for an appointment	16	17	94.1%	87.3%	87.6%

* This is based on patients treated on this contract for their most recent course of treatment. Figures in italics indicate the base number of FP17s or Patient Questionnaire responses are less than 100. N/A is shown where the base number of responses is less than 10 during the period. % is calculated as Quantity/Base number*100

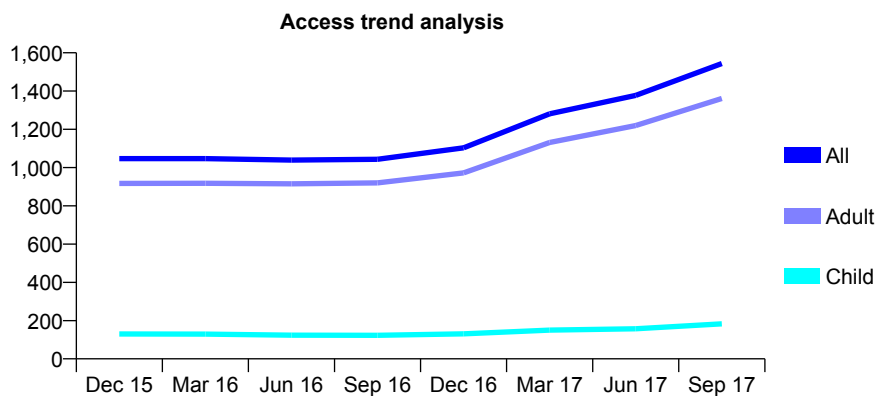
7A1 - Vital Signs At a Glance Contract Report for 682365/0006 - September 2017

Name or company name	MR QM JAFFRI
Contract type name	GDS Contract
Purpose of contract	General
Contract start date	01/01/2010
Contract end date	

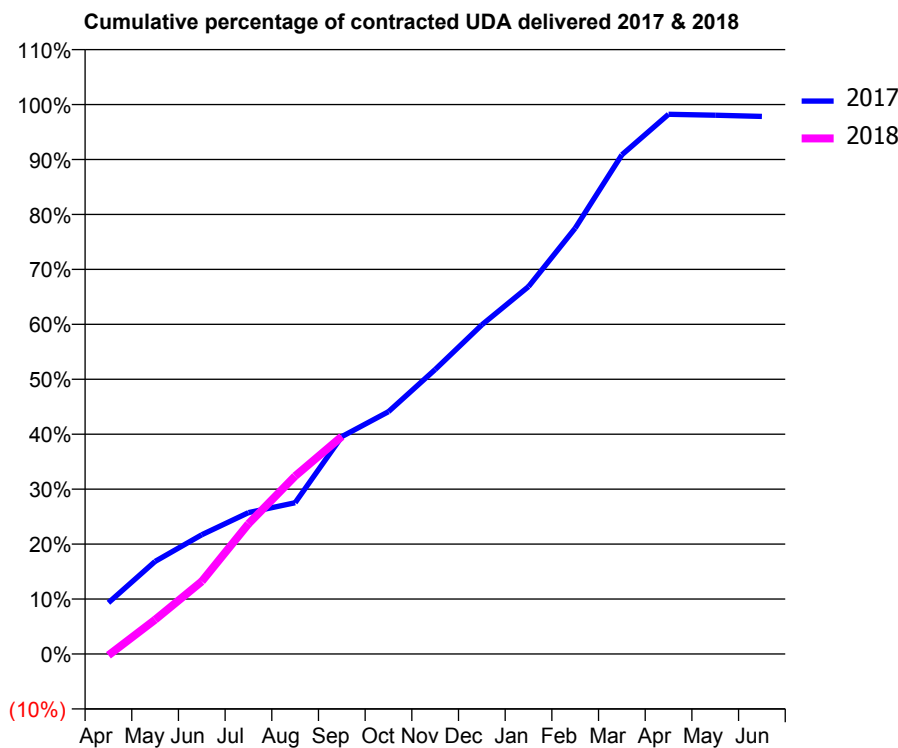
17/18 Contracted general activity (UDA)	8,908
Carry forward general activity (UDA)	115
17/18 Contracted orthodontic activity (UOA)	0
Carry forward orthodontic activity (UOA)	0
Baseline contract value	£222,224.23

ACCESS*

Patients seen in 24 months	Total	Change since previous quarter
Quarter ending September 2016	1,043	
Quarter ending December 2016	1,103	↑
Quarter ending March 2017	1,281	↑
Quarter ending June 2017	1,377	↑
Quarter ending September 2017	1,544	↑
Variance since September 2016	48.0%	↑



ACTIVITY



Month	Adjusted Scheduled Activity (UDA)	
	2017	2018
April	496	-22
May	896	557
June	1,155	1,177
July	1,368	2,111
August	1,465	2,886
September	2,104	3,526
October	2,345	
November	2,753	
December	3,186	
January	3,556	
February	4,121	
March	4,831	
April	5,223	
May	5,214	
June	5,203	

QUALITY

	Quantity	Base Number	Contract	LHB	Wales
% of FP17s for the same patient ID Re-attending within 3 months - Children	6	150	4.0%	7.9%	10.9%
% of FP17s for the same patient ID Re-attending within 3 months - Adults	202	1,210	16.7%	13.8%	16.2%
% of FP17s for the same patient ID Re-attending between 3 & 9 months - Children	78	150	52.0%	58.9%	58.9%
% of FP17s for the same patient ID Re-attending between 3 & 9 months - Adults	626	1,210	51.7%	54.1%	55.2%
% of FP17s for Band 1 Urgent Courses	95	1,255	7.6%	8.5%	9.1%
% of FP17s Relating to Free Repair or Replacements	27	1,255	2.2%	0.8%	0.8%
% of FP17s Relating to Continuations	2	1,255	0.2%	0.9%	0.8%
% of Patients satisfied with the dentistry they have received	12	12	100.0%	91.3%	92.0%
% of Patients satisfied with the time they had to wait for an appointment	11	12	91.7%	87.3%	87.6%

* This is based on patients treated on this contract for their most recent course of treatment. Figures in italics indicate the base number of FP17s or Patient Questionnaire responses are less than 100. N/A is shown where the base number of responses is less than 10 during the period. % is calculated as Quantity/Base number*100

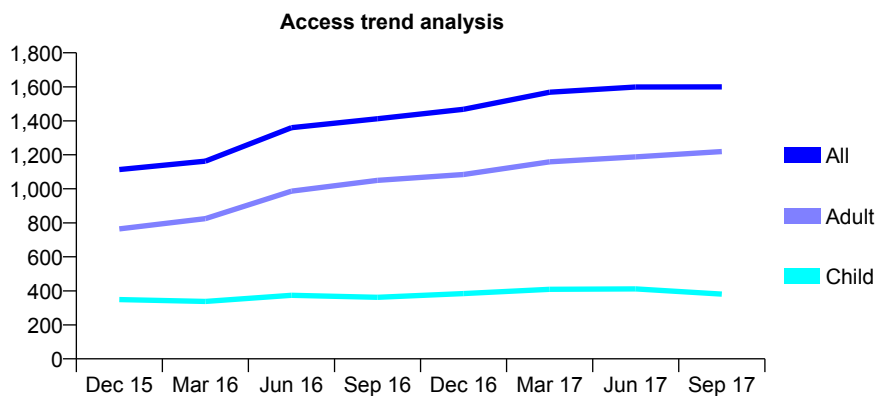
7A1 - Vital Signs At a Glance Contract Report for 682365/0008 - September 2017

Name or company name	MR QM JAFFRI
Contract type name	GDS Contract
Purpose of contract	General
Contract start date	01/07/2010
Contract end date	

17/18 Contracted general activity (UDA)	4,021
Carry forward general activity (UDA)	0
17/18 Contracted orthodontic activity (UOA)	0
Carry forward orthodontic activity (UOA)	0
Baseline contract value	£103,119.66

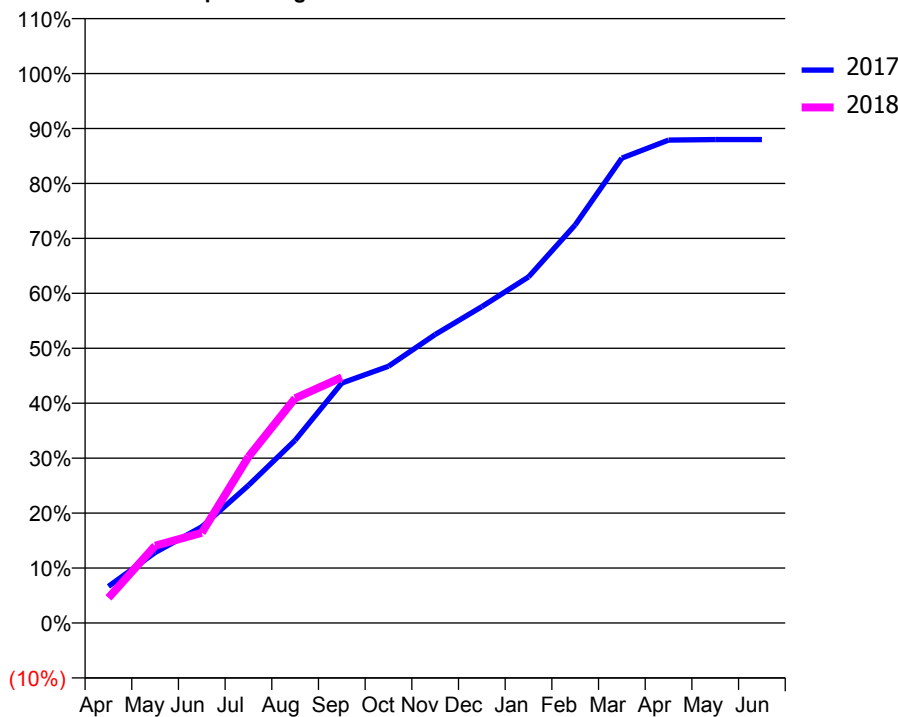
ACCESS*

Patients seen in 24 months	Total	Change since previous quarter
Quarter ending September 2016	1,412	
Quarter ending December 2016	1,468	↑
Quarter ending March 2017	1,568	↑
Quarter ending June 2017	1,599	→
Quarter ending September 2017	1,600	→
Variance since September 2016	13.3%	↑



ACTIVITY

Cumulative percentage of contracted UDA delivered 2017 & 2018



Month	Adjusted Scheduled Activity (UDA)	
	2017	2018
April	368	184
May	708	565
June	966	660
July	1,383	1,217
August	1,836	1,645
September	2,411	1,798
October	2,580	
November	2,899	
December	3,179	
January	3,477	
February	4,000	
March	4,671	
April	4,853	
May	4,858	
June	4,858	

QUALITY

	Quantity	Base Number	Contract	LHB	Wales
% of FP17s for the same patient ID Re-attending within 3 months - Children	31	218	14.2%	7.9%	10.9%
% of FP17s for the same patient ID Re-attending within 3 months - Adults	111	651	17.1%	13.8%	16.2%
% of FP17s for the same patient ID Re-attending between 3 & 9 months - Children	117	218	53.7%	58.9%	58.9%
% of FP17s for the same patient ID Re-attending between 3 & 9 months - Adults	287	651	44.1%	54.1%	55.2%
% of FP17s for Band 1 Urgent Courses	38	801	4.7%	8.5%	9.1%
% of FP17s Relating to Free Repair or Replacements	23	801	2.9%	0.8%	0.8%
% of FP17s Relating to Continuations	1	801	0.1%	0.9%	0.8%
% of Patients satisfied with the dentistry they have received	2	5	N/A	91.3%	92.0%
% of Patients satisfied with the time they had to wait for an appointment	4	5	N/A	87.3%	87.6%

* This is based on patients treated on this contract for their most recent course of treatment. Figures in italics indicate the base number of FP17s or Patient Questionnaire responses are less than 100. N/A is shown where the base number of responses is less than 10 during the period. % is calculated as Quantity/Base number*100

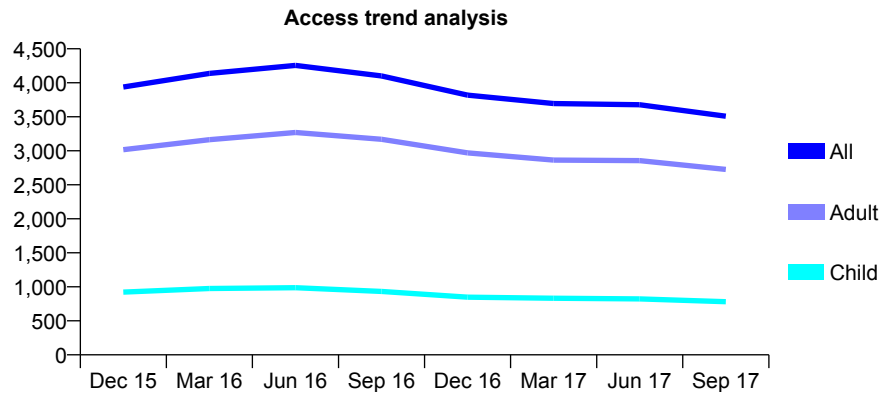
7A1 - Vital Signs At a Glance Contract Report for 682365/0011 - September 2017

Name or company name	MR QM JAFFRI
Contract type name	GDS Contract
Purpose of contract	General
Contract start date	01/10/2014
Contract end date	

17/18 Contracted general activity (UDA)	14,259
Carry forward general activity (UDA)	0
17/18 Contracted orthodontic activity (UOA)	0
Carry forward orthodontic activity (UOA)	0
Baseline contract value	£336,957.89

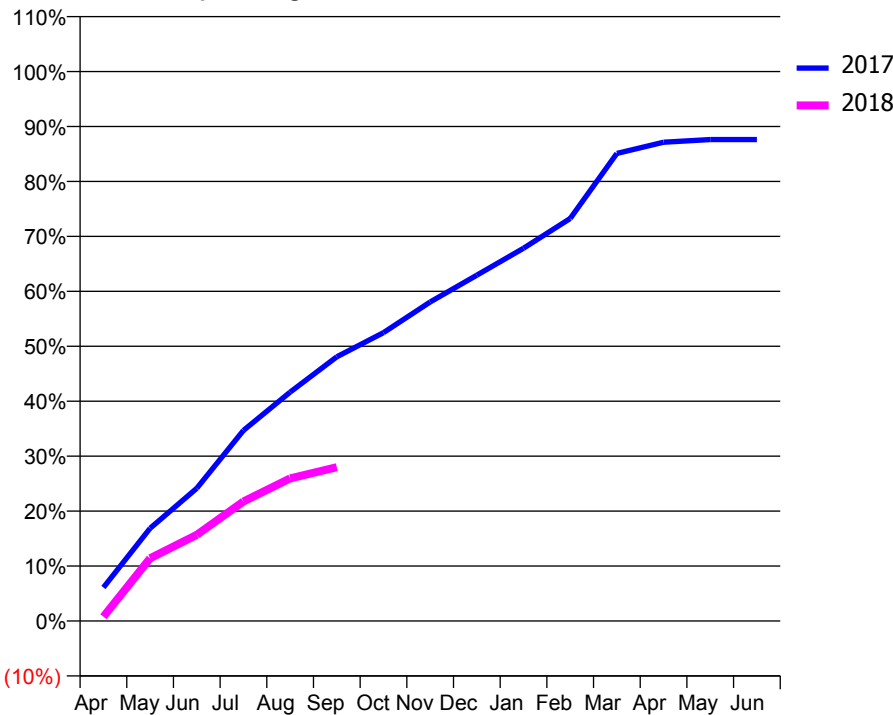
ACCESS*

Patients seen in 24 months	Total	Change since previous quarter
Quarter ending September 2016	4,101	
Quarter ending December 2016	3,818	↓
Quarter ending March 2017	3,696	↓
Quarter ending June 2017	3,678	→
Quarter ending September 2017	3,508	↓
Variance since September 2016	(14.5%)	↓



ACTIVITY

Cumulative percentage of contracted UDA delivered 2017 & 2018



Month	Adjusted Scheduled Activity (UDA)	
	2017	2018
April	642	112
May	1,776	1,627
June	2,541	2,236
July	3,649	3,102
August	4,381	3,699
September	5,057	3,990
October	5,519	
November	6,108	
December	6,621	
January	7,135	
February	7,704	
March	8,950	
April	9,164	
May	9,215	
June	9,215	

QUALITY

	Quantity	Base Number	Contract	LHB	Wales
% of FP17s for the same patient ID Re-attending within 3 months - Children	40	368	10.9%	7.9%	10.9%
% of FP17s for the same patient ID Re-attending within 3 months - Adults	239	1,385	17.3%	13.8%	16.2%
% of FP17s for the same patient ID Re-attending between 3 & 9 months - Children	204	368	55.4%	58.9%	58.9%
% of FP17s for the same patient ID Re-attending between 3 & 9 months - Adults	729	1,385	52.6%	54.1%	55.2%
% of FP17s for Band 1 Urgent Courses	134	1,643	8.2%	8.5%	9.1%
% of FP17s Relating to Free Repair or Replacements	7	1,643	0.4%	0.8%	0.8%
% of FP17s Relating to Continuations	1	1,643	0.1%	0.9%	0.8%
% of Patients satisfied with the dentistry they have received	8	9	N/A	91.3%	92.0%
% of Patients satisfied with the time they had to wait for an appointment	7	9	N/A	87.3%	87.6%

* This is based on patients treated on this contract for their most recent course of treatment. Figures in italics indicate the base number of FP17s or Patient Questionnaire responses are less than 100. N/A is shown where the base number of responses is less than 10 during the period. % is calculated as Quantity/Base number*100

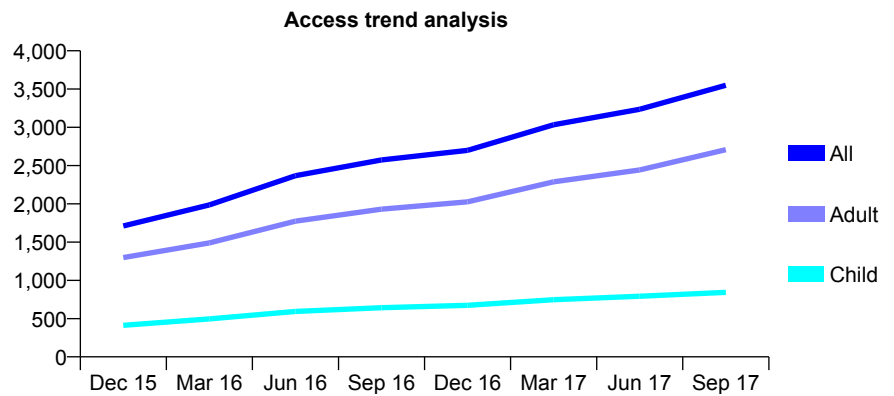
7A1 - Vital Signs At a Glance Contract Report for 682365/0012 - September 2017

Name or company name	MR QM JAFFRI
Contract type name	GDS Contract
Purpose of contract	General
Contract start date	01/10/2014
Contract end date	

17/18 Contracted general activity (UDA)	12,458
Carry forward general activity (UDA)	96
17/18 Contracted orthodontic activity (UOA)	0
Carry forward orthodontic activity (UOA)	0
Baseline contract value	£293,651.45

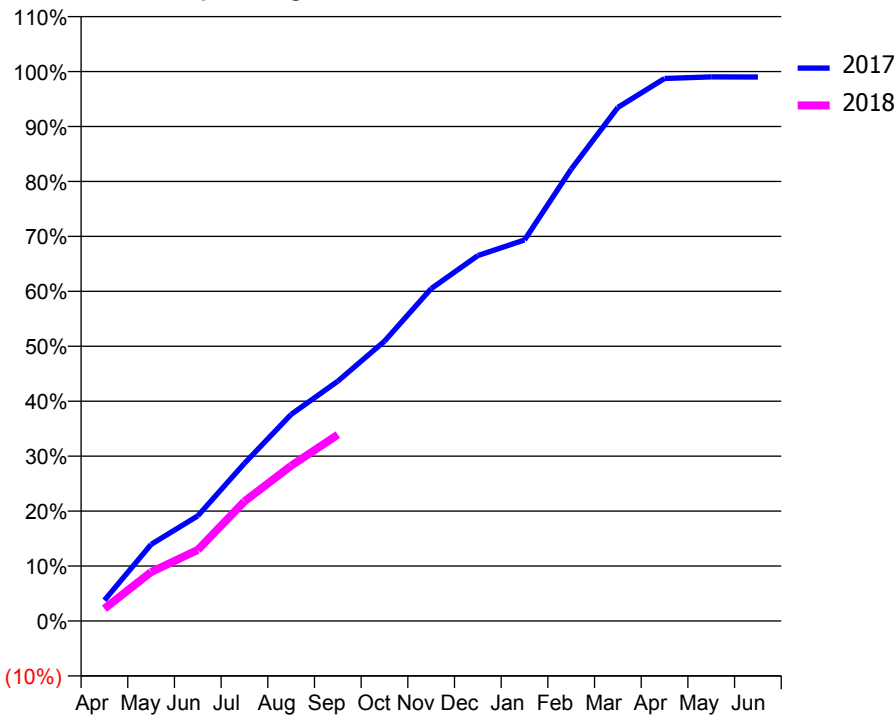
ACCESS*

Patients seen in 24 months	Total	Change since previous quarter
Quarter ending September 2016	2,573	
Quarter ending December 2016	2,699	↑
Quarter ending March 2017	3,034	↑
Quarter ending June 2017	3,235	↑
Quarter ending September 2017	3,550	↑
Variance since September 2016	38.0%	↑



ACTIVITY

Cumulative percentage of contracted UDA delivered 2017 & 2018



Month	Adjusted Scheduled Activity (UDA)	
	2017	2018
April	364	279
May	1,342	1,112
June	1,843	1,612
July	2,763	2,715
August	3,620	3,519
September	4,203	4,226
October	4,903	
November	5,824	
December	6,403	
January	6,677	
February	7,917	
March	8,999	
April	9,506	
May	9,533	
June	9,532	

QUALITY

	Quantity	Base Number	Contract	LHB	Wales
% of FP17s for the same patient ID Re-attending within 3 months - Children	14	503	2.8%	7.9%	10.9%
% of FP17s for the same patient ID Re-attending within 3 months - Adults	88	1,573	5.6%	13.8%	16.2%
% of FP17s for the same patient ID Re-attending between 3 & 9 months - Children	252	503	50.1%	58.9%	58.9%
% of FP17s for the same patient ID Re-attending between 3 & 9 months - Adults	814	1,573	51.7%	54.1%	55.2%
% of FP17s for Band 1 Urgent Courses	119	1,836	6.5%	8.5%	9.1%
% of FP17s Relating to Free Repair or Replacements	11	1,836	0.6%	0.8%	0.8%
% of FP17s Relating to Continuations	1	1,836	0.1%	0.9%	0.8%
% of Patients satisfied with the dentistry they have received	9	10	90.0%	91.3%	92.0%
% of Patients satisfied with the time they had to wait for an appointment	9	10	90.0%	87.3%	87.6%

* This is based on patients treated on this contract for their most recent course of treatment. Figures in italics indicate the base number of FP17s or Patient Questionnaire responses are less than 100. N/A is shown where the base number of responses is less than 10 during the period. % is calculated as Quantity/Base number*100

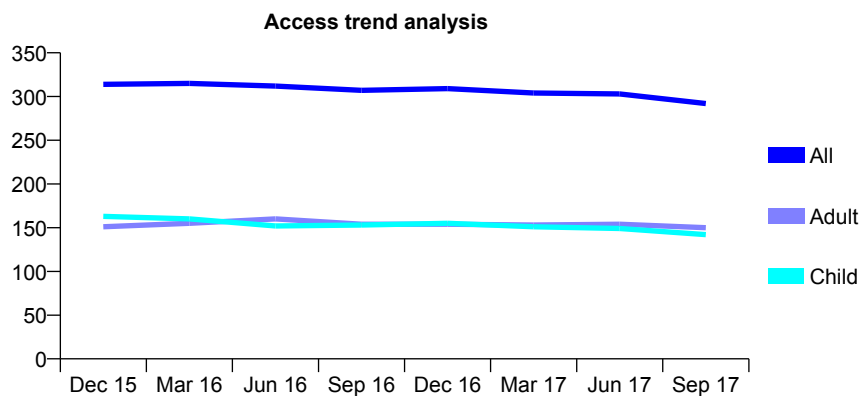
7A1 - Vital Signs At a Glance Contract Report for 725714/0001 - September 2017

Name or company name	MRS EM COWARD
Contract type name	GDS Contract
Purpose of contract	General
Contract start date	01/04/2006
Contract end date	

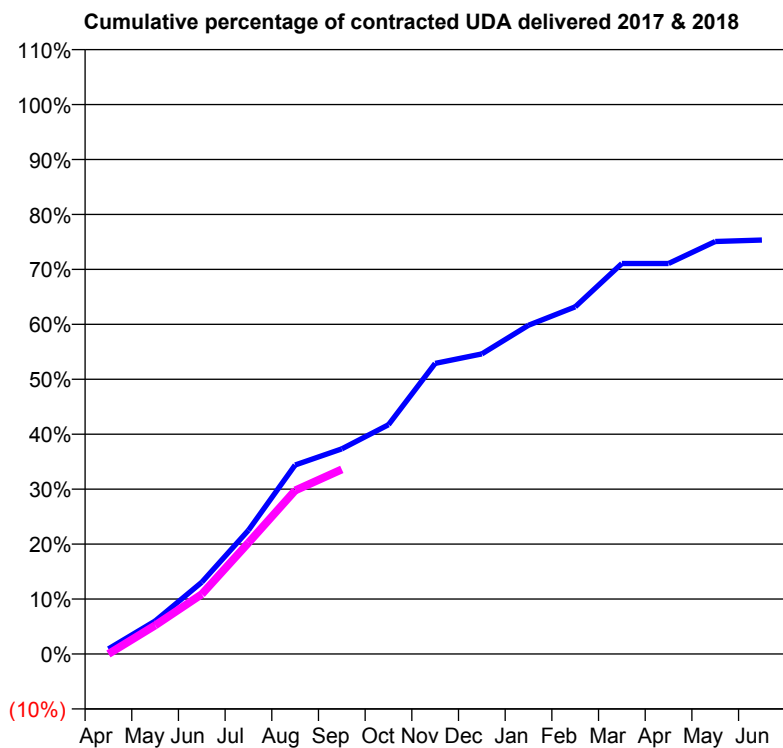
17/18 Contracted general activity (UDA)	653
Carry forward general activity (UDA)	0
17/18 Contracted orthodontic activity (UOA)	0
Carry forward orthodontic activity (UOA)	0
Baseline contract value	£14,095.84

ACCESS*

Patients seen in 24 months	Total	Change since previous quarter
Quarter ending September 2016	307	
Quarter ending December 2016	309	→
Quarter ending March 2017	304	↓
Quarter ending June 2017	303	→
Quarter ending September 2017	292	↓
Variance since September 2016	(4.9%)	↓



ACTIVITY



Month	Adjusted Scheduled Activity (UDA)	
	2017	2018
April	7	0
May	45	34
June	98	71
July	169	132
August	258	194
September	280	219
October	313	
November	397	
December	410	
January	449	
February	474	
March	533	
April	533	
May	563	
June	565	

QUALITY

	Quantity	Base Number	Contract	LHB	Wales
% of FP17s for the same patient ID Re-attending within 3 months - Children	3	92	3.3%	7.9%	10.9%
% of FP17s for the same patient ID Re-attending within 3 months - Adults	6	77	7.8%	13.8%	16.2%
% of FP17s for the same patient ID Re-attending between 3 & 9 months - Children	55	92	59.8%	58.9%	58.9%
% of FP17s for the same patient ID Re-attending between 3 & 9 months - Adults	35	77	45.5%	54.1%	55.2%
% of FP17s for Band 1 Urgent Courses	2	147	1.4%	8.5%	9.1%
% of FP17s Relating to Free Repair or Replacements	0	147	0.0%	0.8%	0.8%
% of FP17s Relating to Continuations	4	147	2.7%	0.9%	0.8%
% of Patients satisfied with the dentistry they have received	0	0	N/A	91.3%	92.0%
% of Patients satisfied with the time they had to wait for an appointment	0	0	N/A	87.3%	87.6%

* This is based on patients treated on this contract for their most recent course of treatment. Figures in italics indicate the base number of FP17s or Patient Questionnaire responses are less than 100. N/A is shown where the base number of responses is less than 10 during the period. % is calculated as Quantity/Base number*100

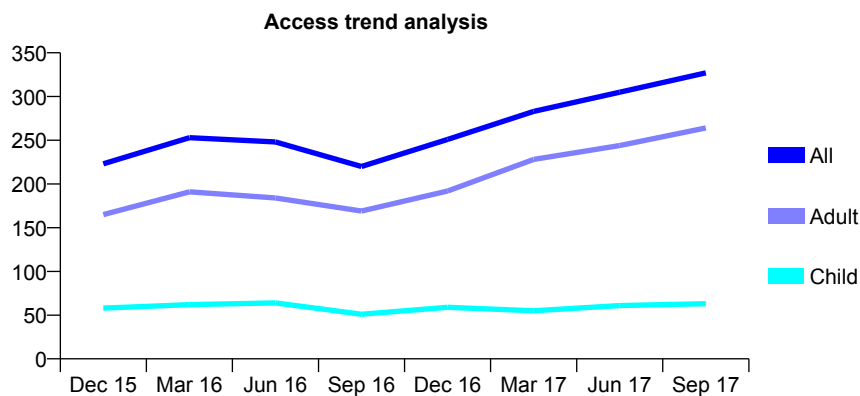
7A1 - Vital Signs At a Glance Contract Report for 732419/0001 - September 2017

Name or company name	MISS AH LANE
Contract type name	GDS Contract
Purpose of contract	General
Contract start date	01/04/2006
Contract end date	

17/18 Contracted general activity (UDA)	2,676
Carry forward general activity (UDA)	0
17/18 Contracted orthodontic activity (UOA)	0
Carry forward orthodontic activity (UOA)	0
Baseline contract value	£73,694.96

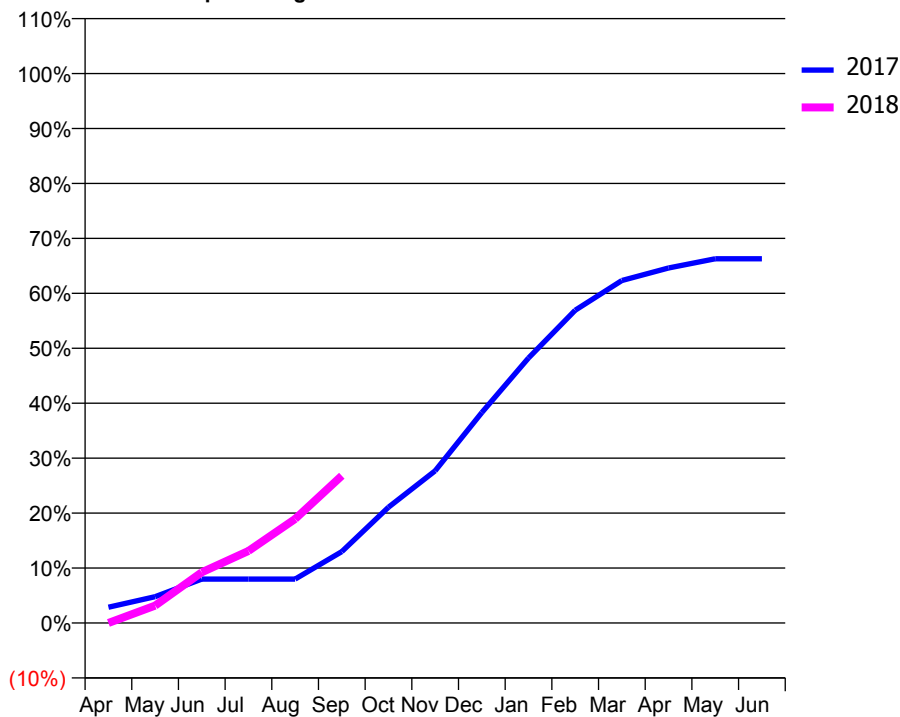
ACCESS*

Patients seen in 24 months	Total	Change since previous quarter
Quarter ending September 2016	220	
Quarter ending December 2016	251	↑
Quarter ending March 2017	283	↑
Quarter ending June 2017	305	↑
Quarter ending September 2017	327	↑
Variance since September 2016	48.6%	↑



ACTIVITY

Cumulative percentage of contracted UDA delivered 2017 & 2018



Month	Adjusted Scheduled Activity (UDA)	
	2017	2018
April	64	0
May	107	85
June	178	247
July	178	351
August	178	507
September	290	717
October	470	
November	618	
December	855	
January	1,076	
February	1,271	
March	1,391	
April	1,442	
May	1,479	
June	1,479	

QUALITY

	Quantity	Base Number	Contract	LHB	Wales
% of FP17s for the same patient ID Re-attending within 3 months - Children	0	33	0.0%	7.9%	10.9%
% of FP17s for the same patient ID Re-attending within 3 months - Adults	0	137	0.0%	13.8%	16.2%
% of FP17s for the same patient ID Re-attending between 3 & 9 months - Children	3	33	9.1%	58.9%	58.9%
% of FP17s for the same patient ID Re-attending between 3 & 9 months - Adults	53	137	38.7%	54.1%	55.2%
% of FP17s for Band 1 Urgent Courses	0	154	0.0%	8.5%	9.1%
% of FP17s Relating to Free Repair or Replacements	0	154	0.0%	0.8%	0.8%
% of FP17s Relating to Continuations	0	154	0.0%	0.9%	0.8%
% of Patients satisfied with the dentistry they have received	1	1	N/A	91.3%	92.0%
% of Patients satisfied with the time they had to wait for an appointment	1	1	N/A	87.3%	87.6%

* This is based on patients treated on this contract for their most recent course of treatment. Figures in italics indicate the base number of FP17s or Patient Questionnaire responses are less than 100. N/A is shown where the base number of responses is less than 10 during the period. % is calculated as Quantity/Base number*100

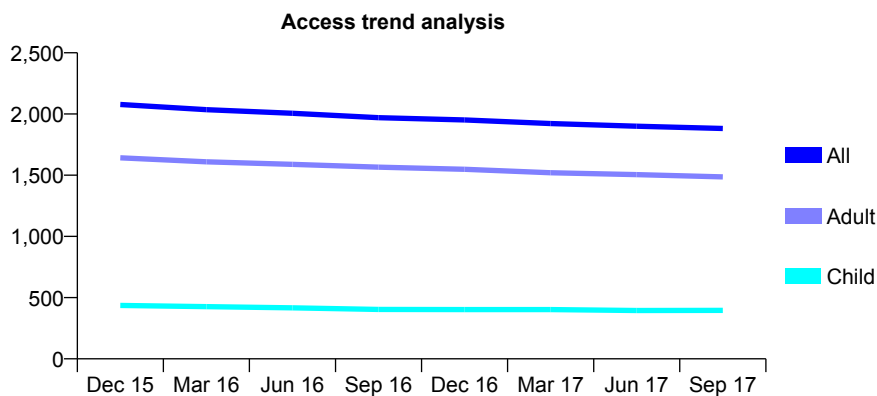
7A1 - Vital Signs At a Glance Contract Report for 782092/0001 - September 2017

Name or company name	MR F FARSAIKIYA
Contract type name	GDS Contract
Purpose of contract	General
Contract start date	01/04/2006
Contract end date	

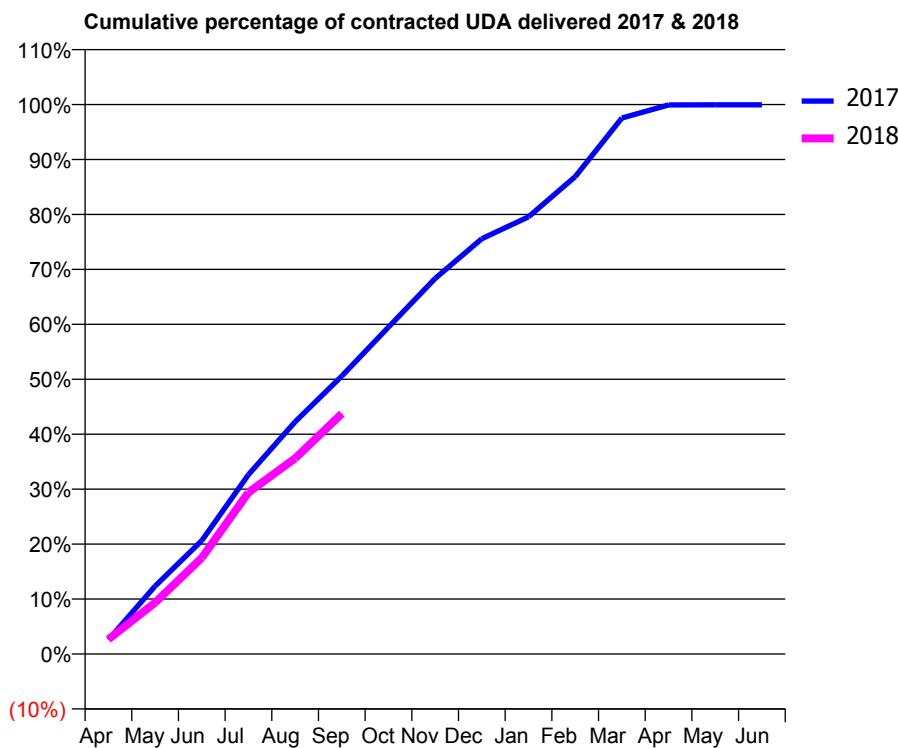
17/18 Contracted general activity (UDA)	6,000
Carry forward general activity (UDA)	4
17/18 Contracted orthodontic activity (UOA)	0
Carry forward orthodontic activity (UOA)	0
Baseline contract value	£143,899.63

ACCESS*

Patients seen in 24 months	Total	Change since previous quarter
Quarter ending September 2016	1,970	
Quarter ending December 2016	1,951	→
Quarter ending March 2017	1,922	↓
Quarter ending June 2017	1,900	↓
Quarter ending September 2017	1,882	→
Variance since September 2016	(4.5%)	↓



ACTIVITY



Month	Adjusted Scheduled Activity (UDA)	
	2017	2018
April	162	160
May	767	561
June	1,280	1,051
July	2,025	1,763
August	2,622	2,137
September	3,137	2,624
October	3,690	
November	4,239	
December	4,687	
January	4,934	
February	5,388	
March	6,050	
April	6,197	
May	6,198	
June	6,198	

QUALITY

	Quantity	Base Number	Contract	LHB	Wales
% of FP17s for the same patient ID Re-attending within 3 months - Children	8	319	2.5%	7.9%	10.9%
% of FP17s for the same patient ID Re-attending within 3 months - Adults	39	1,079	3.6%	13.8%	16.2%
% of FP17s for the same patient ID Re-attending between 3 & 9 months - Children	226	319	70.8%	58.9%	58.9%
% of FP17s for the same patient ID Re-attending between 3 & 9 months - Adults	783	1,079	72.6%	54.1%	55.2%
% of FP17s for Band 1 Urgent Courses	25	1,313	1.9%	8.5%	9.1%
% of FP17s Relating to Free Repair or Replacements	0	1,313	0.0%	0.8%	0.8%
% of FP17s Relating to Continuations	1	1,313	0.1%	0.9%	0.8%
% of Patients satisfied with the dentistry they have received	6	8	N/A	91.3%	92.0%
% of Patients satisfied with the time they had to wait for an appointment	8	8	N/A	87.3%	87.6%

* This is based on patients treated on this contract for their most recent course of treatment. Figures in italics indicate the base number of FP17s or Patient Questionnaire responses are less than 100. N/A is shown where the base number of responses is less than 10 during the period. % is calculated as Quantity/Base number*100

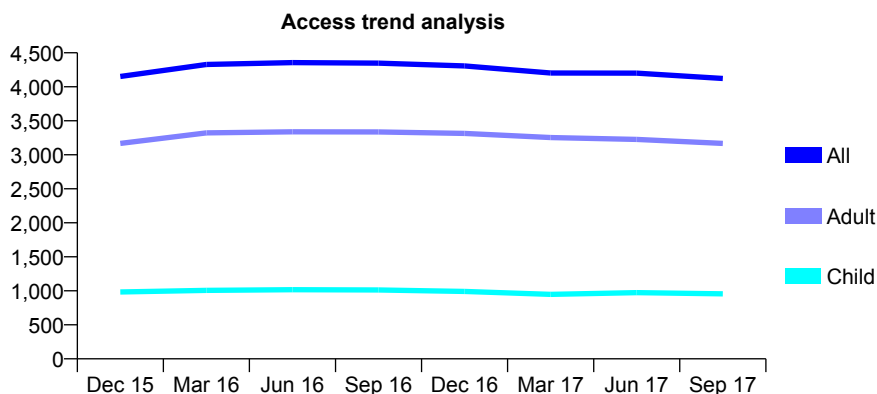
7A1 - Vital Signs At a Glance Contract Report for 788457/0001 - September 2017

Name or company name	Marquess DP Limited
Contract type name	GDS Contract
Purpose of contract	General
Contract start date	02/08/2006
Contract end date	

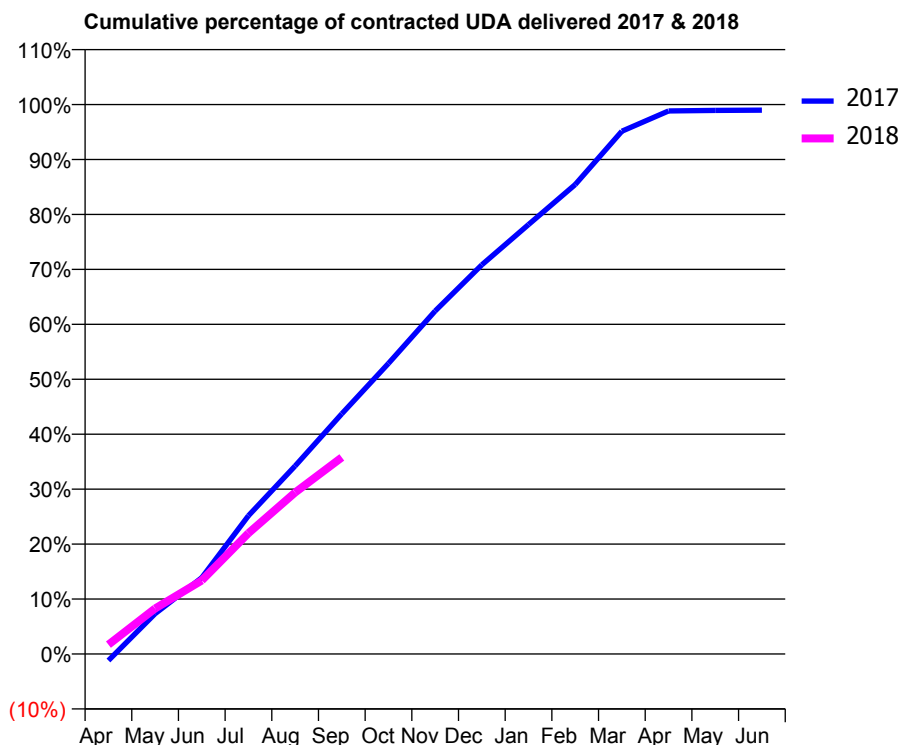
17/18 Contracted general activity (UDA)	14,664
Carry forward general activity (UDA)	127
17/18 Contracted orthodontic activity (UOA)	0
Carry forward orthodontic activity (UOA)	0
Baseline contract value	£368,765.56

ACCESS*

Patients seen in 24 months	Total	Change since previous quarter
Quarter ending September 2016	4,348	
Quarter ending December 2016	4,307	→
Quarter ending March 2017	4,202	↓
Quarter ending June 2017	4,201	→
Quarter ending September 2017	4,123	↓
Variance since September 2016	(5.2%)	↓



ACTIVITY



Month	Adjusted Scheduled Activity (UDA)	
	2017	2018
April	-148	252
May	899	1,216
June	1,700	1,962
July	3,085	3,226
August	4,192	4,310
September	5,355	5,248
October	6,478	
November	7,648	
December	8,674	
January	9,573	
February	10,465	
March	11,654	
April	12,106	
May	12,118	
June	12,123	

QUALITY

	Quantity	Base Number	Contract	LHB	Wales
% of FP17s for the same patient ID Re-attending within 3 months - Children	48	837	5.7%	7.9%	10.9%
% of FP17s for the same patient ID Re-attending within 3 months - Adults	335	2,605	12.9%	13.8%	16.2%
% of FP17s for the same patient ID Re-attending between 3 & 9 months - Children	604	837	72.2%	58.9%	58.9%
% of FP17s for the same patient ID Re-attending between 3 & 9 months - Adults	1,761	2,605	67.6%	54.1%	55.2%
% of FP17s for Band 1 Urgent Courses	207	3,172	6.5%	8.5%	9.1%
% of FP17s Relating to Free Repair or Replacements	51	3,172	1.6%	0.8%	0.8%
% of FP17s Relating to Continuations	3	3,172	0.1%	0.9%	0.8%
% of Patients satisfied with the dentistry they have received	17	18	94.4%	91.3%	92.0%
% of Patients satisfied with the time they had to wait for an appointment	14	18	77.8%	87.3%	87.6%

* This is based on patients treated on this contract for their most recent course of treatment. Figures in italics indicate the base number of FP17s or Patient Questionnaire responses are less than 100. N/A is shown where the base number of responses is less than 10 during the period. % is calculated as Quantity/Base number*100

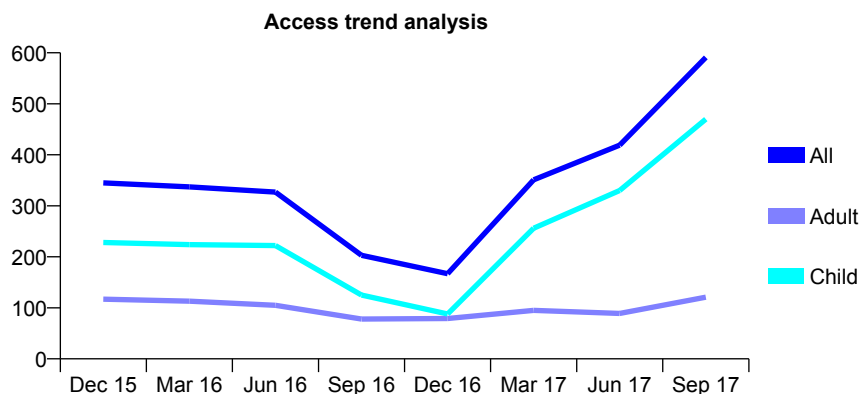
7A1 - Vital Signs At a Glance Contract Report for 808946/0001 - September 2017

Name or company name	N Hughes Jones
Contract type name	GDS Contract
Purpose of contract	General
Contract start date	01/04/2006
Contract end date	

17/18 Contracted general activity (UDA)	1,800
Carry forward general activity (UDA)	-70
17/18 Contracted orthodontic activity (UOA)	0
Carry forward orthodontic activity (UOA)	0
Baseline contract value	£44,722.98

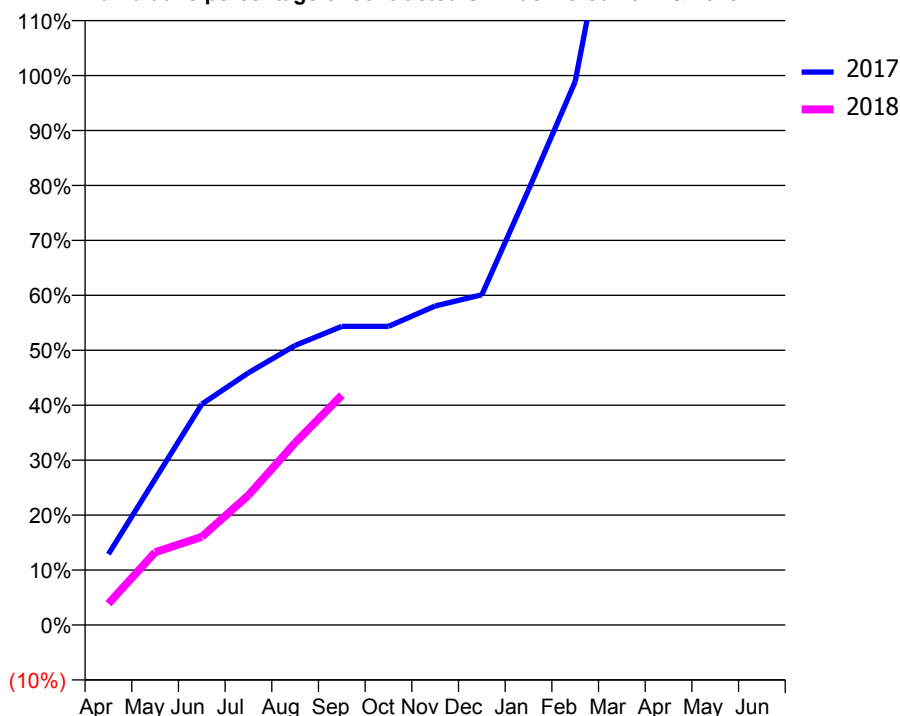
ACCESS*

Patients seen in 24 months	Total	Change since previous quarter
Quarter ending September 2016	203	
Quarter ending December 2016	167	↓
Quarter ending March 2017	351	↑
Quarter ending June 2017	419	↑
Quarter ending September 2017	591	↑
Variance since September 2016	191.1%	↑



ACTIVITY

Cumulative percentage of contracted UDA delivered 2017 & 2018



Month	Adjusted Scheduled Activity (UDA)	
	2017	2018
April	52	70
May	107	238
June	162	289
July	185	425
August	205	597
September	219	753
October	219	
November	234	
December	242	
January	319	
February	399	
March	575	
April	602	
May	629	
June	629	

QUALITY

	Quantity	Base Number	Contract	LHB	Wales
% of FP17s for the same patient ID Re-attending within 3 months - Children	33	478	6.9%	7.9%	10.9%
% of FP17s for the same patient ID Re-attending within 3 months - Adults	4	54	7.4%	13.8%	16.2%
% of FP17s for the same patient ID Re-attending between 3 & 9 months - Children	166	478	34.7%	58.9%	58.9%
% of FP17s for the same patient ID Re-attending between 3 & 9 months - Adults	10	54	18.5%	54.1%	55.2%
% of FP17s for Band 1 Urgent Courses	10	490	2.0%	8.5%	9.1%
% of FP17s Relating to Free Repair or Replacements	0	490	0.0%	0.8%	0.8%
% of FP17s Relating to Continuations	5	490	1.0%	0.9%	0.8%
% of Patients satisfied with the dentistry they have received	0	0	N/A	91.3%	92.0%
% of Patients satisfied with the time they had to wait for an appointment	0	0	N/A	87.3%	87.6%

* This is based on patients treated on this contract for their most recent course of treatment. Figures in italics indicate the base number of FP17s or Patient Questionnaire responses are less than 100. N/A is shown where the base number of responses is less than 10 during the period. % is calculated as Quantity/Base number*100

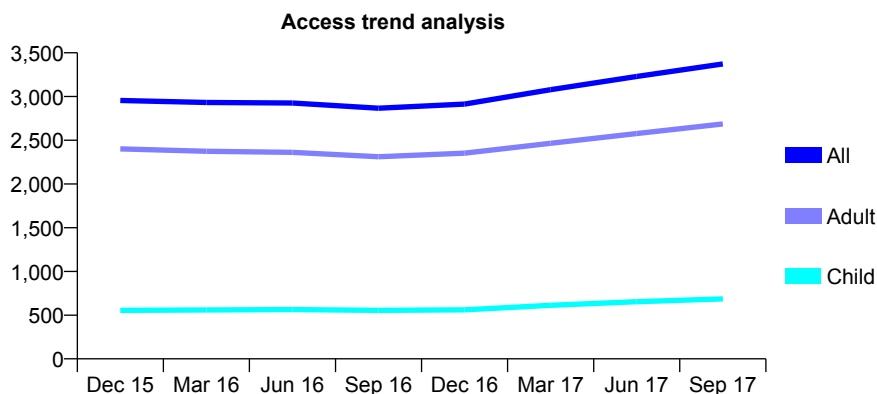
7A1 - Vital Signs At a Glance Contract Report for 813184/0001 - September 2017

Name or company name	Rosehill Dental Practice
Contract type name	GDS Contract
Purpose of contract	General
Contract start date	03/04/2006
Contract end date	

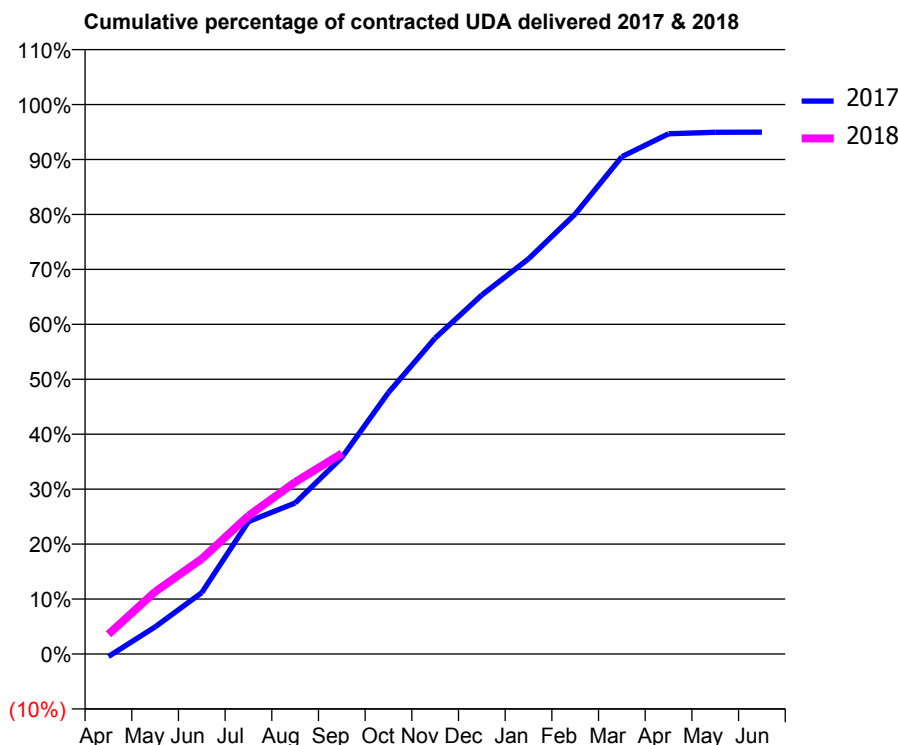
17/18 Contracted general activity (UDA)	12,101
Carry forward general activity (UDA)	0
17/18 Contracted orthodontic activity (UOA)	0
Carry forward orthodontic activity (UOA)	0
Baseline contract value	£296,182.71

ACCESS*

Patients seen in 24 months	Total	Change since previous quarter
Quarter ending September 2016	2,866	
Quarter ending December 2016	2,914	→
Quarter ending March 2017	3,078	↑
Quarter ending June 2017	3,229	↑
Quarter ending September 2017	3,372	↑
Variance since September 2016	17.7%	↑



ACTIVITY



Month	Adjusted Scheduled Activity (UDA)	
	2017	2018
April	-41	435
May	425	1,372
June	963	2,097
July	2,077	3,045
August	2,368	3,787
September	3,080	4,419
October	4,101	
November	4,953	
December	5,630	
January	6,195	
February	6,898	
March	7,797	
April	8,157	
May	8,180	
June	8,181	

QUALITY

	Quantity	Base Number	Contract	LHB	Wales
% of FP17s for the same patient ID Re-attending within 3 months - Children	20	564	3.5%	7.9%	10.9%
% of FP17s for the same patient ID Re-attending within 3 months - Adults	262	2,020	13.0%	13.8%	16.2%
% of FP17s for the same patient ID Re-attending between 3 & 9 months - Children	307	564	54.4%	58.9%	58.9%
% of FP17s for the same patient ID Re-attending between 3 & 9 months - Adults	919	2,020	45.5%	54.1%	55.2%
% of FP17s for Band 1 Urgent Courses	78	2,380	3.3%	8.5%	9.1%
% of FP17s Relating to Free Repair or Replacements	44	2,380	1.8%	0.8%	0.8%
% of FP17s Relating to Continuations	39	2,380	1.6%	0.9%	0.8%
% of Patients satisfied with the dentistry they have received	9	11	81.8%	91.3%	92.0%
% of Patients satisfied with the time they had to wait for an appointment	9	11	81.8%	87.3%	87.6%

* This is based on patients treated on this contract for their most recent course of treatment. Figures in italics indicate the base number of FP17s or Patient Questionnaire responses are less than 100. N/A is shown where the base number of responses is less than 10 during the period. % is calculated as Quantity/Base number*100

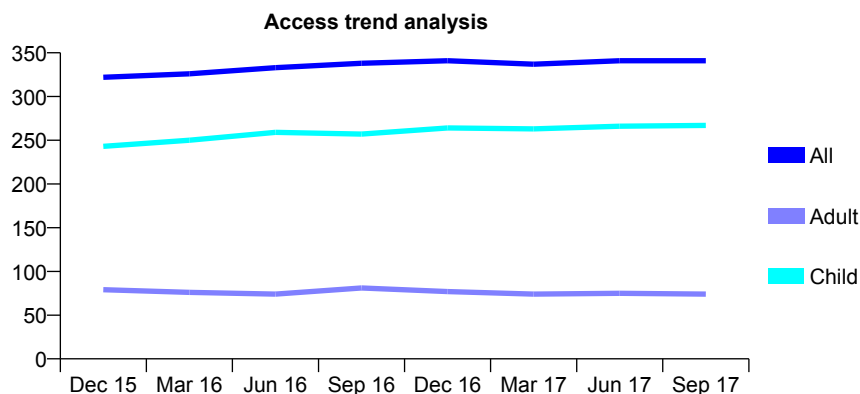
7A1 - Vital Signs At a Glance Contract Report for 826677/0001 - September 2017

Name or company name	MR SJ LANGSTON
Contract type name	GDS Contract
Purpose of contract	General and Orthodontic
Contract start date	01/04/2006
Contract end date	

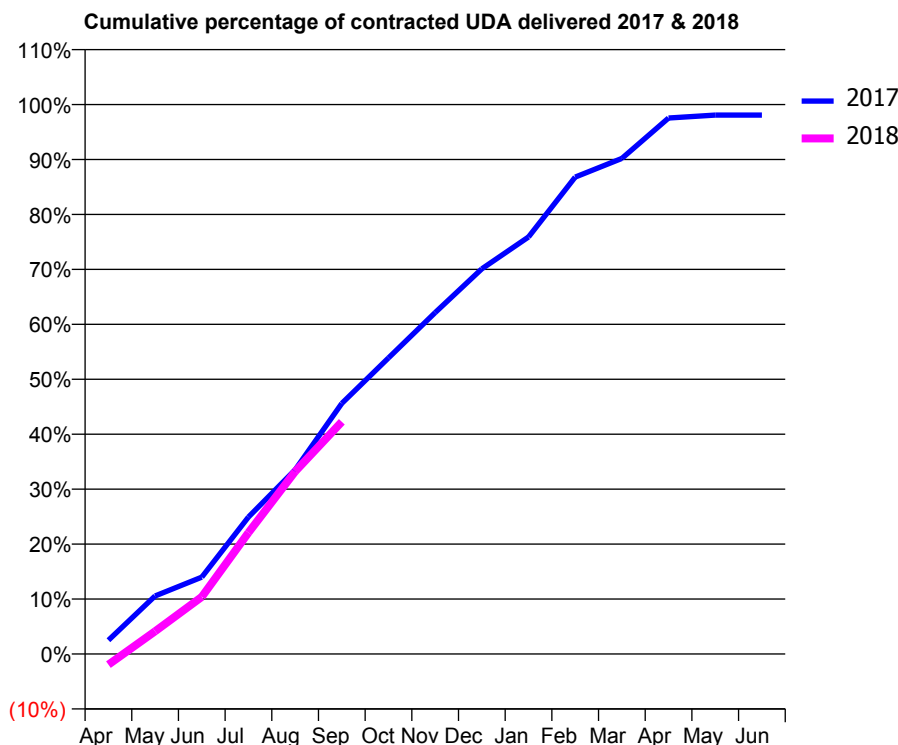
17/18 Contracted general activity (UDA)	560
Carry forward general activity (UDA)	11
17/18 Contracted orthodontic activity (UOA)	350
Carry forward orthodontic activity (UOA)	5
Baseline contract value	£36,767.93

ACCESS*

Patients seen in 24 months	Total	Change since previous quarter
Quarter ending September 2016	338	
Quarter ending December 2016	341	→
Quarter ending March 2017	337	↓
Quarter ending June 2017	341	→
Quarter ending September 2017	341	→
Variance since September 2016	0.9%	→



ACTIVITY



Month	Adjusted Scheduled Activity (UDA)	
	2017	2018
April	14	-11
May	59	23
June	78	58
July	140	124
August	188	186
September	255	237
October	302	
November	348	
December	393	
January	425	
February	486	
March	505	
April	546	
May	549	
June	549	

QUALITY

	Quantity	Base Number	Contract	LHB	Wales
% of FP17s for the same patient ID Re-attending within 3 months - Children	15	233	6.4%	7.9%	10.9%
% of FP17s for the same patient ID Re-attending within 3 months - Adults	3	22	13.6%	13.8%	16.2%
% of FP17s for the same patient ID Re-attending between 3 & 9 months - Children	129	233	55.4%	58.9%	58.9%
% of FP17s for the same patient ID Re-attending between 3 & 9 months - Adults	5	22	22.7%	54.1%	55.2%
% of FP17s for Band 1 Urgent Courses	9	204	4.4%	8.5%	9.1%
% of FP17s Relating to Free Repair or Replacements	0	204	0.0%	0.8%	0.8%
% of FP17s Relating to Continuations	0	204	0.0%	0.9%	0.8%
% of Patients satisfied with the dentistry they have received	0	0	N/A	91.3%	92.0%
% of Patients satisfied with the time they had to wait for an appointment	0	0	N/A	87.3%	87.6%

* This is based on patients treated on this contract for their most recent course of treatment. Figures in italics indicate the base number of FP17s or Patient Questionnaire responses are less than 100. N/A is shown where the base number of responses is less than 10 during the period. % is calculated as Quantity/Base number*100

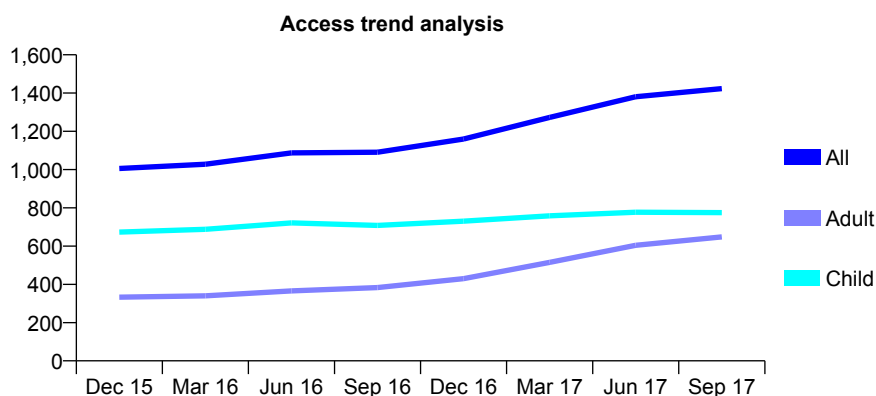
7A1 - Vital Signs At a Glance Contract Report for 833312/0001 - September 2017

Name or company name	MR SJ KEEN
Contract type name	GDS Contract
Purpose of contract	General and Orthodontic
Contract start date	01/04/2006
Contract end date	

17/18 Contracted general activity (UDA)	3,008
Carry forward general activity (UDA)	0
17/18 Contracted orthodontic activity (UOA)	365
Carry forward orthodontic activity (UOA)	-18
Baseline contract value	£101,753.39

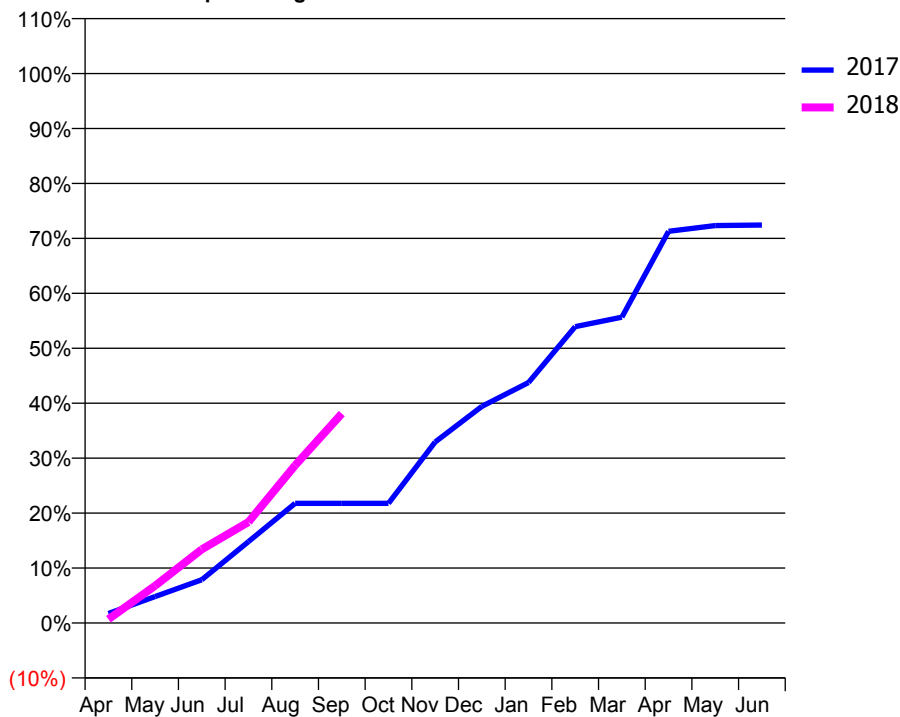
ACCESS*

Patients seen in 24 months	Total	Change since previous quarter
Quarter ending September 2016	1,091	
Quarter ending December 2016	1,160	↑
Quarter ending March 2017	1,273	↑
Quarter ending June 2017	1,381	↑
Quarter ending September 2017	1,423	↑
Variance since September 2016	30.4%	↑



ACTIVITY

Cumulative percentage of contracted UDA delivered 2017 & 2018



Adjusted Scheduled Activity (UDA)

Month	2017	2018
April	69	21
May	193	204
June	316	403
July	594	553
August	872	863
September	872	1,146
October	872	
November	1,319	
December	1,579	
January	1,752	
February	2,160	
March	2,228	
April	2,854	
May	2,896	
June	2,899	

QUALITY

	Quantity	Base Number	Contract	LHB	Wales
% of FP17s for the same patient ID Re-attending within 3 months - Children	39	659	5.9%	7.9%	10.9%
% of FP17s for the same patient ID Re-attending within 3 months - Adults	20	421	4.8%	13.8%	16.2%
% of FP17s for the same patient ID Re-attending between 3 & 9 months - Children	333	659	50.5%	58.9%	58.9%
% of FP17s for the same patient ID Re-attending between 3 & 9 months - Adults	141	421	33.5%	54.1%	55.2%
% of FP17s for Band 1 Urgent Courses	57	715	8.0%	8.5%	9.1%
% of FP17s Relating to Free Repair or Replacements	0	715	0.0%	0.8%	0.8%
% of FP17s Relating to Continuations	5	715	0.7%	0.9%	0.8%
% of Patients satisfied with the dentistry they have received	4	5	N/A	91.3%	92.0%
% of Patients satisfied with the time they had to wait for an appointment	5	5	N/A	87.3%	87.6%

* This is based on patients treated on this contract for their most recent course of treatment. Figures in italics indicate the base number of FP17s or Patient Questionnaire responses are less than 100. N/A is shown where the base number of responses is less than 10 during the period. % is calculated as Quantity/Base number*100

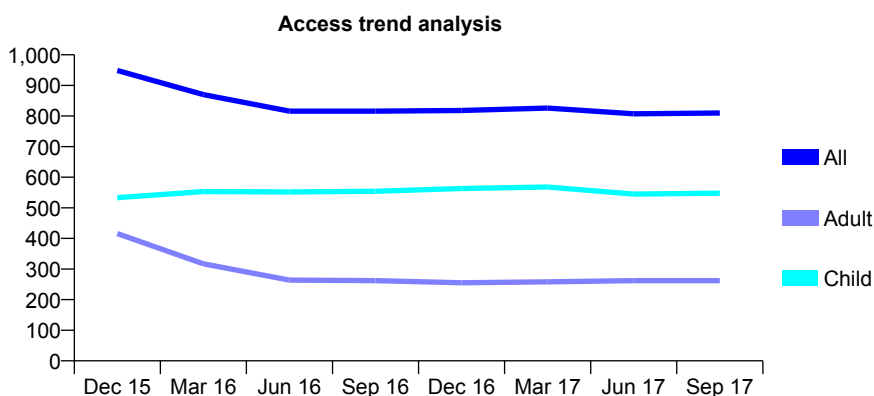
7A1 - Vital Signs At a Glance Contract Report for 905143/0001 - September 2017

Name or company name	MR SW HERD
Contract type name	GDS Contract
Purpose of contract	General
Contract start date	01/04/2006
Contract end date	

17/18 Contracted general activity (UDA)	2,000
Carry forward general activity (UDA)	-77
17/18 Contracted orthodontic activity (UOA)	0
Carry forward orthodontic activity (UOA)	0
Baseline contract value	£60,628.86

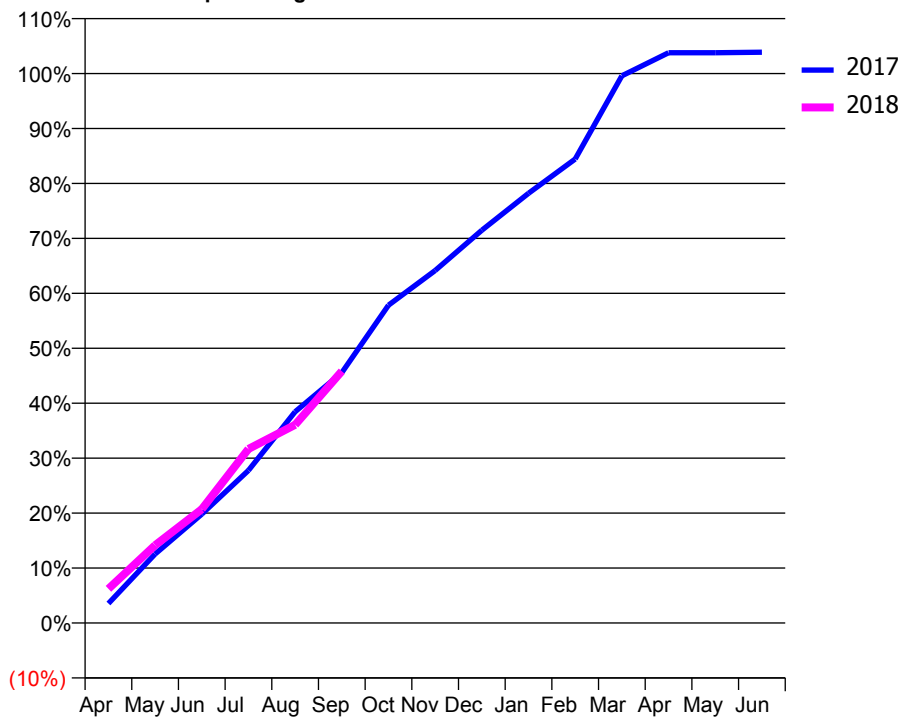
ACCESS*

Patients seen in 24 months	Total	Change since previous quarter
Quarter ending September 2016	816	
Quarter ending December 2016	818	→
Quarter ending March 2017	826	→
Quarter ending June 2017	807	↓
Quarter ending September 2017	810	→
Variance since September 2016	(0.7%)	→



ACTIVITY

Cumulative percentage of contracted UDA delivered 2017 & 2018



Month	Adjusted Scheduled Activity (UDA)	
	2017	2018
April	71	124
May	251	283
June	396	414
July	555	634
August	769	721
September	911	916
October	1,157	
November	1,283	
December	1,430	
January	1,564	
February	1,689	
March	1,992	
April	2,076	
May	2,076	
June	2,078	

QUALITY

	Quantity	Base Number	Contract	LHB	Wales
% of FP17s for the same patient ID Re-attending within 3 months - Children	12	386	3.1%	7.9%	10.9%
% of FP17s for the same patient ID Re-attending within 3 months - Adults	13	121	10.7%	13.8%	16.2%
% of FP17s for the same patient ID Re-attending between 3 & 9 months - Children	231	386	59.8%	58.9%	58.9%
% of FP17s for the same patient ID Re-attending between 3 & 9 months - Adults	62	121	51.2%	54.1%	55.2%
% of FP17s for Band 1 Urgent Courses	27	472	5.7%	8.5%	9.1%
% of FP17s Relating to Free Repair or Replacements	0	472	0.0%	0.8%	0.8%
% of FP17s Relating to Continuations	0	472	0.0%	0.9%	0.8%
% of Patients satisfied with the dentistry they have received	1	1	N/A	91.3%	92.0%
% of Patients satisfied with the time they had to wait for an appointment	1	1	N/A	87.3%	87.6%

* This is based on patients treated on this contract for their most recent course of treatment. Figures in italics indicate the base number of FP17s or Patient Questionnaire responses are less than 100. N/A is shown where the base number of responses is less than 10 during the period. % is calculated as Quantity/Base number*100

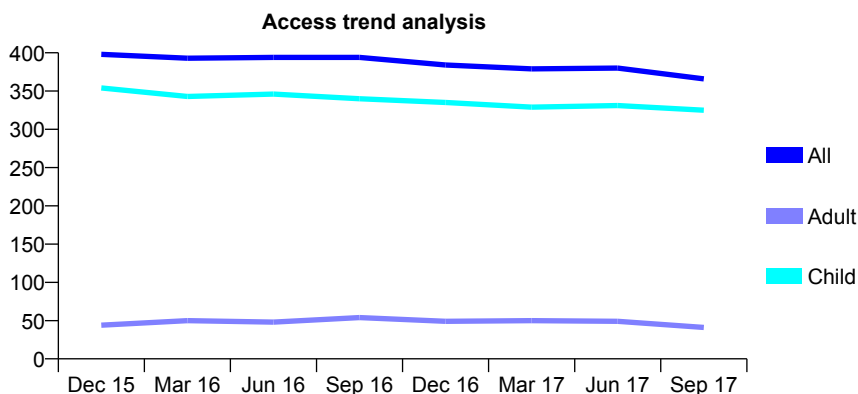
7A1 - Vital Signs At a Glance Contract Report for 923281/0001 - September 2017

Name or company name	MR CJ LOTTER
Contract type name	GDS Contract
Purpose of contract	General
Contract start date	01/04/2006
Contract end date	

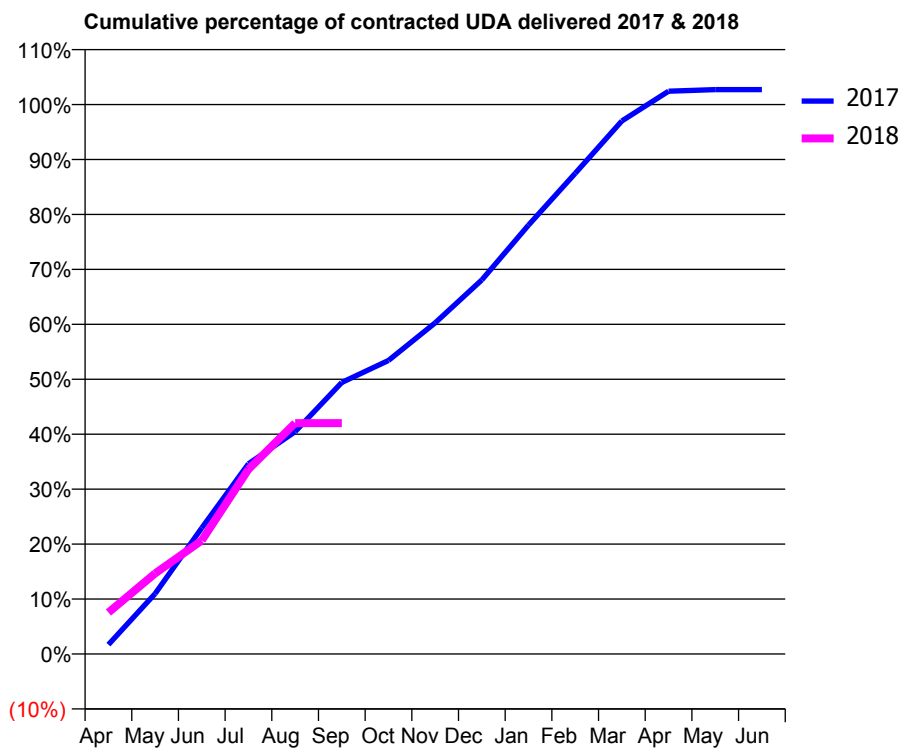
17/18 Contracted general activity (UDA)	702
Carry forward general activity (UDA)	-17
17/18 Contracted orthodontic activity (UOA)	0
Carry forward orthodontic activity (UOA)	0
Baseline contract value	£18,708.97

ACCESS*

Patients seen in 24 months	Total	Change since previous quarter
Quarter ending September 2016	394	
Quarter ending December 2016	384	↓
Quarter ending March 2017	379	↓
Quarter ending June 2017	380	→
Quarter ending September 2017	366	↓
Variance since September 2016	(7.1%)	↓



ACTIVITY



Month	Adjusted Scheduled Activity (UDA)	
	2017	2018
April	12	53
May	77	103
June	161	145
July	243	236
August	284	295
September	347	295
October	375	
November	423	
December	478	
January	548	
February	614	
March	681	
April	719	
May	721	
June	721	

QUALITY

	Quantity	Base Number	Contract	LHB	Wales
% of FP17s for the same patient ID Re-attending within 3 months - Children	11	211	5.2%	7.9%	10.9%
% of FP17s for the same patient ID Re-attending within 3 months - Adults	0	6	0.0%	13.8%	16.2%
% of FP17s for the same patient ID Re-attending between 3 & 9 months - Children	118	211	55.9%	58.9%	58.9%
% of FP17s for the same patient ID Re-attending between 3 & 9 months - Adults	3	6	50.0%	54.1%	55.2%
% of FP17s for Band 1 Urgent Courses	0	183	0.0%	8.5%	9.1%
% of FP17s Relating to Free Repair or Replacements	0	183	0.0%	0.8%	0.8%
% of FP17s Relating to Continuations	0	183	0.0%	0.9%	0.8%
% of Patients satisfied with the dentistry they have received	5	5	N/A	91.3%	92.0%
% of Patients satisfied with the time they had to wait for an appointment	5	5	N/A	87.3%	87.6%

* This is based on patients treated on this contract for their most recent course of treatment. Figures in italics indicate the base number of FP17s or Patient Questionnaire responses are less than 100. N/A is shown where the base number of responses is less than 10 during the period. % is calculated as Quantity/Base number*100

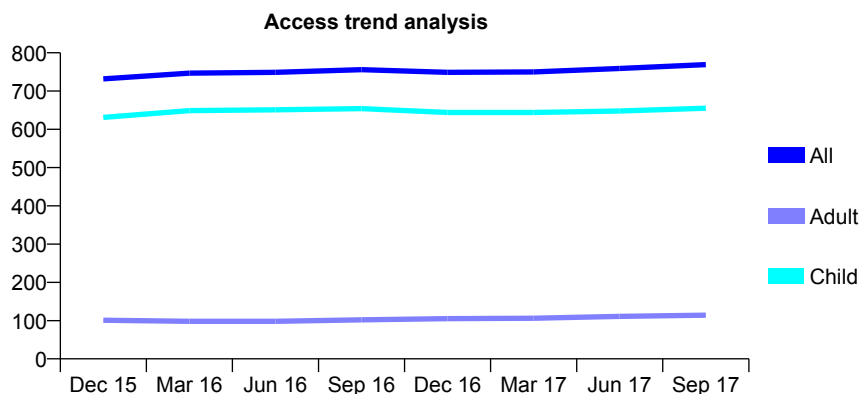
7A1 - Vital Signs At a Glance Contract Report for 933481/0001 - September 2017

Name or company name	MR SE LOF
Contract type name	GDS Contract
Purpose of contract	General
Contract start date	01/04/2006
Contract end date	

17/18 Contracted general activity (UDA)	1,500
Carry forward general activity (UDA)	14
17/18 Contracted orthodontic activity (UOA)	0
Carry forward orthodontic activity (UOA)	0
Baseline contract value	£37,720.46

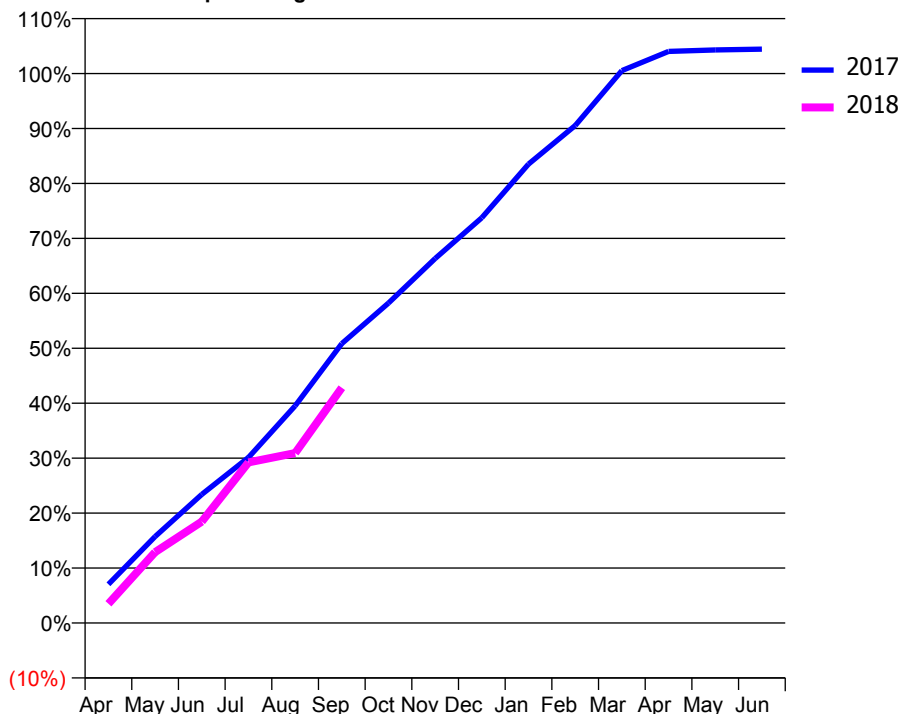
ACCESS*

Patients seen in 24 months	Total	Change since previous quarter
Quarter ending September 2016	756	
Quarter ending December 2016	749	→
Quarter ending March 2017	750	→
Quarter ending June 2017	759	→
Quarter ending September 2017	769	→
Variance since September 2016	1.7%	→



ACTIVITY

Cumulative percentage of contracted UDA delivered 2017 & 2018



Month	Adjusted Scheduled Activity (UDA)	
	2017	2018
April	106	53
May	236	193
June	351	277
July	452	439
August	593	464
September	763	642
October	873	
November	995	
December	1,106	
January	1,253	
February	1,358	
March	1,508	
April	1,560	
May	1,564	
June	1,566	

QUALITY

	Quantity	Base Number	Contract	LHB	Wales
% of FP17s for the same patient ID Re-attending within 3 months - Children	45	541	8.3%	7.9%	10.9%
% of FP17s for the same patient ID Re-attending within 3 months - Adults	2	19	10.5%	13.8%	16.2%
% of FP17s for the same patient ID Re-attending between 3 & 9 months - Children	325	541	60.1%	58.9%	58.9%
% of FP17s for the same patient ID Re-attending between 3 & 9 months - Adults	12	19	63.2%	54.1%	55.2%
% of FP17s for Band 1 Urgent Courses	27	510	5.3%	8.5%	9.1%
% of FP17s Relating to Free Repair or Replacements	0	510	0.0%	0.8%	0.8%
% of FP17s Relating to Continuations	0	510	0.0%	0.9%	0.8%
% of Patients satisfied with the dentistry they have received	2	2	N/A	91.3%	92.0%
% of Patients satisfied with the time they had to wait for an appointment	2	2	N/A	87.3%	87.6%

* This is based on patients treated on this contract for their most recent course of treatment. Figures in italics indicate the base number of FP17s or Patient Questionnaire responses are less than 100. N/A is shown where the base number of responses is less than 10 during the period. % is calculated as Quantity/Base number*100

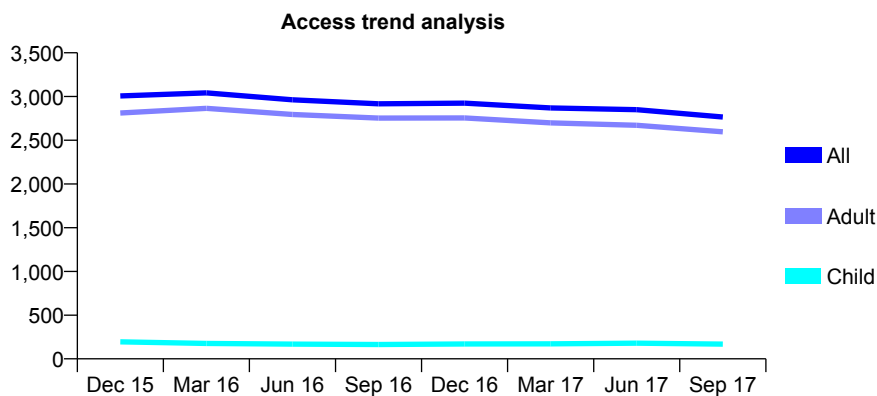
7A1 - Vital Signs At a Glance Contract Report for 978957/0001 - September 2017

Name or company name	MRS YL HOPKINS
Contract type name	GDS Contract
Purpose of contract	General
Contract start date	01/02/2009
Contract end date	

17/18 Contracted general activity (UDA)	6,158
Carry forward general activity (UDA)	83
17/18 Contracted orthodontic activity (UOA)	0
Carry forward orthodontic activity (UOA)	0
Baseline contract value	£204,795.54

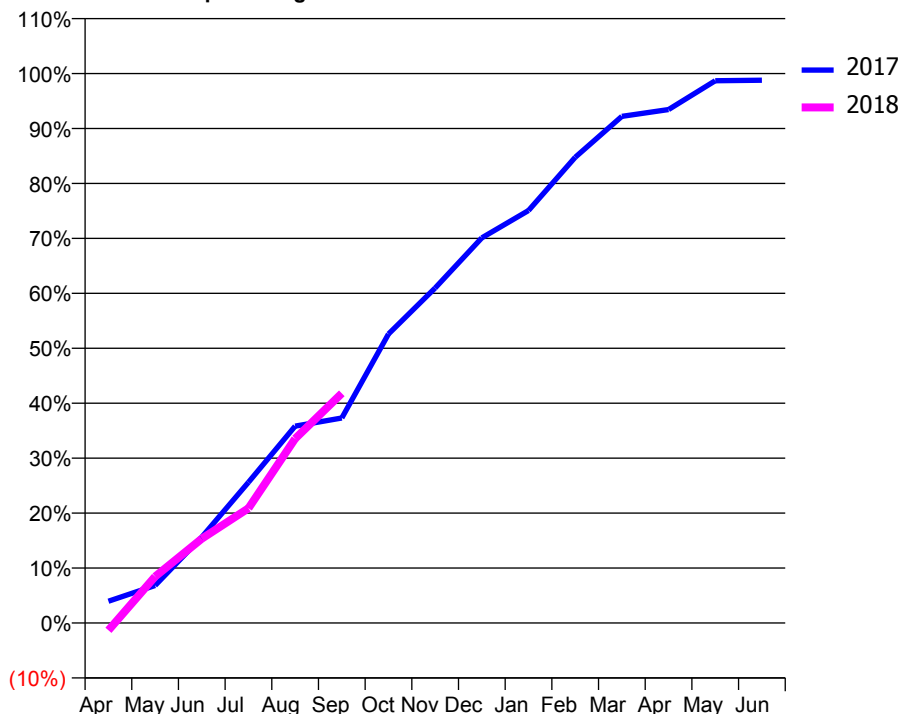
ACCESS*

Patients seen in 24 months	Total	Change since previous quarter
Quarter ending September 2016	2,917	
Quarter ending December 2016	2,925	→
Quarter ending March 2017	2,870	↓
Quarter ending June 2017	2,850	→
Quarter ending September 2017	2,765	↓
Variance since September 2016	(5.2%)	↓



ACTIVITY

Cumulative percentage of contracted UDA delivered 2017 & 2018



Adjusted Scheduled Activity (UDA)

Month	2017	2018
April	268	-83
May	461	521
June	1,056	945
July	1,731	1,285
August	2,422	2,066
September	2,521	2,573
October	3,555	
November	4,120	
December	4,737	
January	5,073	
February	5,728	
March	6,231	
April	6,314	
May	6,669	
June	6,675	

QUALITY

	Quantity	Base Number	Contract	LHB	Wales
% of FP17s for the same patient ID Re-attending within 3 months - Children	2	100	2.0%	7.9%	10.9%
% of FP17s for the same patient ID Re-attending within 3 months - Adults	124	1,488	8.3%	13.8%	16.2%
% of FP17s for the same patient ID Re-attending between 3 & 9 months - Children	46	100	46.0%	58.9%	58.9%
% of FP17s for the same patient ID Re-attending between 3 & 9 months - Adults	563	1,488	37.8%	54.1%	55.2%
% of FP17s for Band 1 Urgent Courses	192	1,397	13.7%	8.5%	9.1%
% of FP17s Relating to Free Repair or Replacements	9	1,397	0.6%	0.8%	0.8%
% of FP17s Relating to Continuations	4	1,397	0.3%	0.9%	0.8%
% of Patients satisfied with the dentistry they have received	9	10	90.0%	91.3%	92.0%
% of Patients satisfied with the time they had to wait for an appointment	10	10	100.0%	87.3%	87.6%

* This is based on patients treated on this contract for their most recent course of treatment. Figures in italics indicate the base number of FP17s or Patient Questionnaire responses are less than 100. N/A is shown where the base number of responses is less than 10 during the period. % is calculated as Quantity/Base number*100

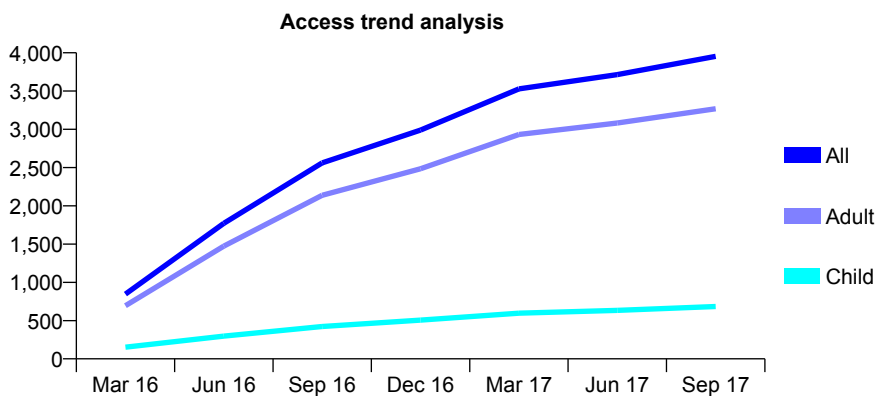
7A1 - Vital Signs At a Glance Contract Report for 995711/0001 - September 2017

Name or company name	MR JM FERNANDO
Contract type name	GDS Contract
Purpose of contract	General
Contract start date	01/02/2016
Contract end date	

17/18 Contracted general activity (UDA)	14,667
Carry forward general activity (UDA)	435
17/18 Contracted orthodontic activity (UOA)	0
Carry forward orthodontic activity (UOA)	0
Baseline contract value	£299,344.71

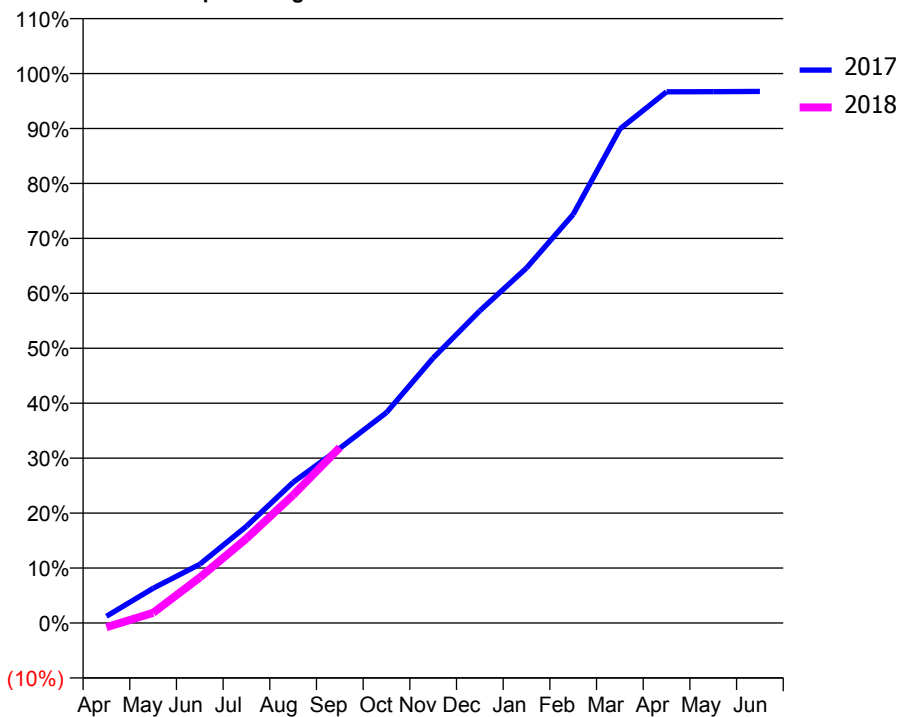
ACCESS*

Patients seen in 24 months	Total	Change since previous quarter
Quarter ending September 2016	2,561	
Quarter ending December 2016	2,990	↑
Quarter ending March 2017	3,529	↑
Quarter ending June 2017	3,715	↑
Quarter ending September 2017	3,953	↑
Variance since September 2016	54.4%	↑



ACTIVITY

Cumulative percentage of contracted UDA delivered 2017 & 2018



Month	Adjusted Scheduled Activity (UDA)	
	2017	2018
April	163	-114
May	843	271
June	1,423	1,215
July	2,346	2,256
August	3,413	3,414
September	4,234	4,685
October	5,101	
November	6,423	
December	7,569	
January	8,603	
February	9,905	
March	11,971	
April	12,874	
May	12,876	
June	12,883	

QUALITY

	Quantity	Base Number	Contract	LHB	Wales
% of FP17s for the same patient ID Re-attending within 3 months - Children	35	494	7.1%	7.9%	10.9%
% of FP17s for the same patient ID Re-attending within 3 months - Adults	378	2,432	15.5%	13.8%	16.2%
% of FP17s for the same patient ID Re-attending between 3 & 9 months - Children	270	494	54.7%	58.9%	58.9%
% of FP17s for the same patient ID Re-attending between 3 & 9 months - Adults	1,365	2,432	56.1%	54.1%	55.2%
% of FP17s for Band 1 Urgent Courses	214	2,537	8.4%	8.5%	9.1%
% of FP17s Relating to Free Repair or Replacements	29	2,537	1.1%	0.8%	0.8%
% of FP17s Relating to Continuations	54	2,537	2.1%	0.9%	0.8%
% of Patients satisfied with the dentistry they have received	27	31	87.1%	91.3%	92.0%
% of Patients satisfied with the time they had to wait for an appointment	28	31	90.3%	87.3%	87.6%

* This is based on patients treated on this contract for their most recent course of treatment. Figures in italics indicate the base number of FP17s or Patient Questionnaire responses are less than 100. N/A is shown where the base number of responses is less than 10 during the period. % is calculated as Quantity/Base number*100

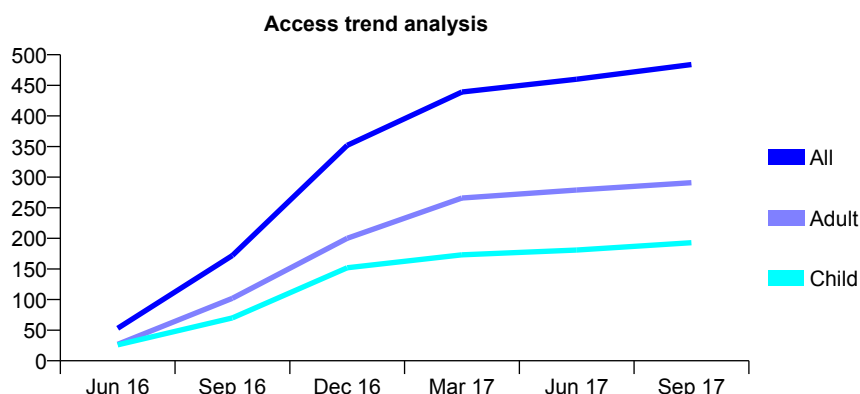
7A2 - Vital Signs At a Glance Contract Report for 100037/0000 - September 2017

Name or company name	MISS RE MOSEY
Contract type name	GDS Contract
Purpose of contract	General
Contract start date	19/04/2016
Contract end date	

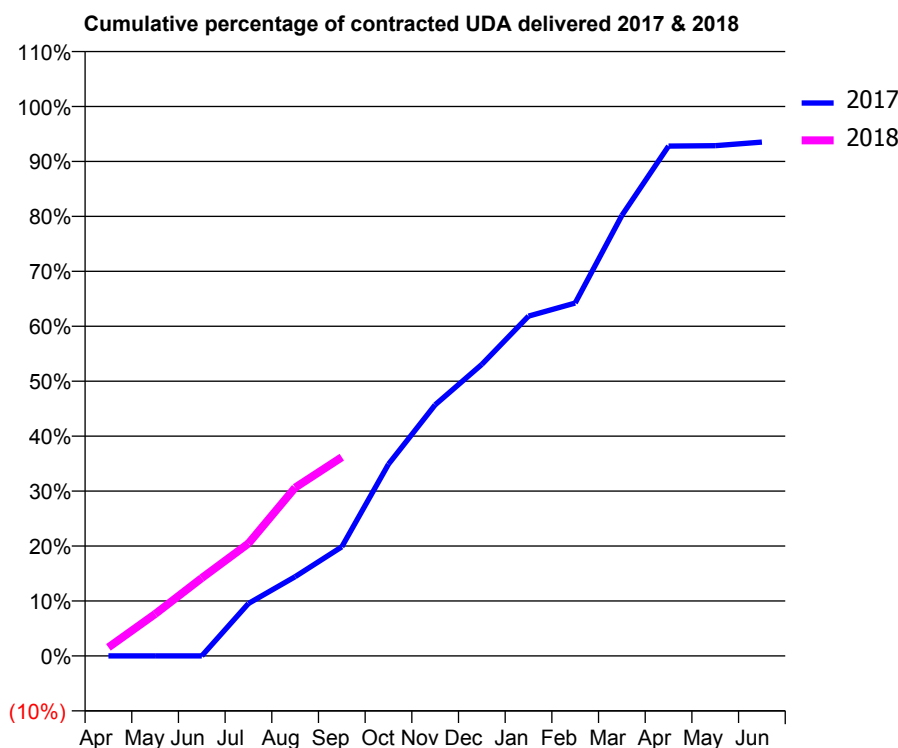
17/18 Contracted general activity (UDA)	1,304
Carry forward general activity (UDA)	0
17/18 Contracted orthodontic activity (UOA)	0
Carry forward orthodontic activity (UOA)	0
Baseline contract value	£36,523.19

ACCESS*

Patients seen in 24 months	Total	Change since previous quarter
Quarter ending September 2016	172	
Quarter ending December 2016	352	↑
Quarter ending March 2017	439	↑
Quarter ending June 2017	460	↑
Quarter ending September 2017	484	↑
Variance since September 2016	181.4%	↑



ACTIVITY



Month	Adjusted Scheduled Activity (UDA)	
	2017	2018
April	0	20
May	0	100
June	0	185
July	118	267
August	179	400
September	246	472
October	433	
November	566	
December	657	
January	766	
February	796	
March	993	
April	1,150	
May	1,151	
June	1,159	

QUALITY

	Quantity	Base Number	Contract	LHB	Wales
% of FP17s for the same patient ID Re-attending within 3 months - Children	3	167	1.8%	8.0%	10.9%
% of FP17s for the same patient ID Re-attending within 3 months - Adults	17	224	7.6%	12.8%	16.2%
% of FP17s for the same patient ID Re-attending between 3 & 9 months - Children	101	167	60.5%	54.7%	58.9%
% of FP17s for the same patient ID Re-attending between 3 & 9 months - Adults	134	224	59.8%	51.5%	55.2%
% of FP17s for Band 1 Urgent Courses	14	299	4.7%	8.7%	9.1%
% of FP17s Relating to Free Repair or Replacements	0	299	0.0%	0.7%	0.8%
% of FP17s Relating to Continuations	0	299	0.0%	0.8%	0.8%
% of Patients satisfied with the dentistry they have received	5	5	N/A	91.9%	92.0%
% of Patients satisfied with the time they had to wait for an appointment	5	5	N/A	85.7%	87.6%

* This is based on patients treated on this contract for their most recent course of treatment. Figures in italics indicate the base number of FP17s or Patient Questionnaire responses are less than 100. N/A is shown where the base number of responses is less than 10 during the period. % is calculated as Quantity/Base number*100

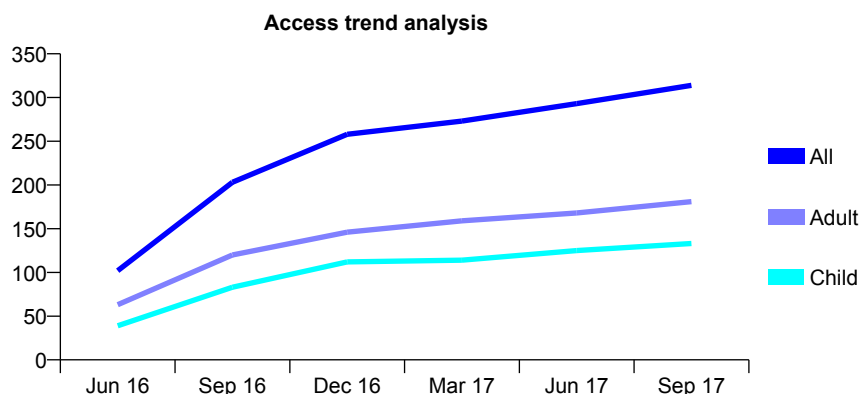
7A2 - Vital Signs At a Glance Contract Report for 100123/0000 - September 2017

Name or company name	A Llewellyn
Contract type name	GDS Contract
Purpose of contract	General
Contract start date	01/04/2016
Contract end date	

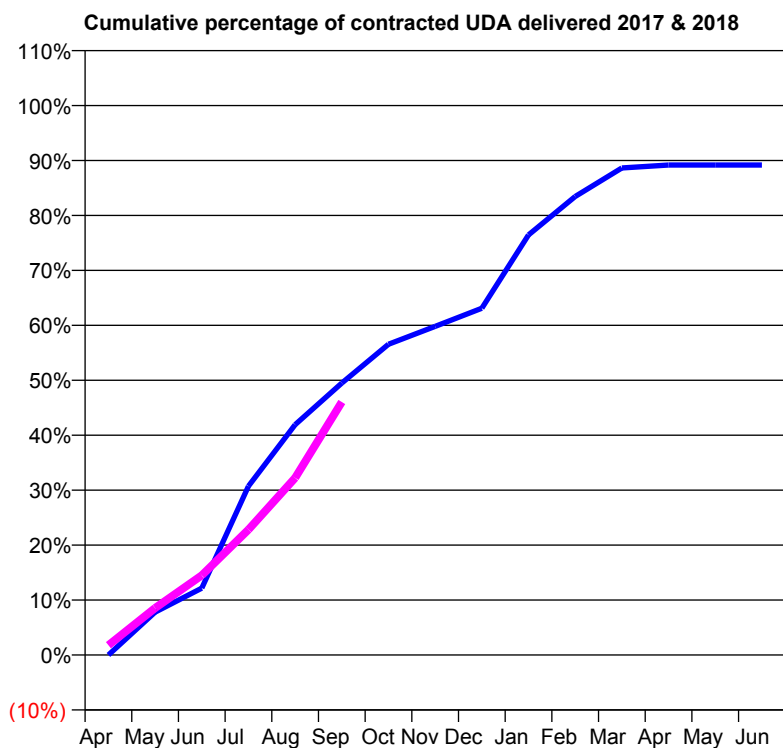
17/18 Contracted general activity (UDA)	950
Carry forward general activity (UDA)	0
17/18 Contracted orthodontic activity (UOA)	0
Carry forward orthodontic activity (UOA)	0
Baseline contract value	£22,596.25

ACCESS*

Patients seen in 24 months	Total	Change since previous quarter
Quarter ending September 2016	203	
Quarter ending December 2016	258	↑
Quarter ending March 2017	273	↑
Quarter ending June 2017	293	↑
Quarter ending September 2017	314	↑
Variance since September 2016	54.7%	↑



ACTIVITY



Month	Adjusted Scheduled Activity (UDA)	
	2017	2018
April	0	17
May	74	81
June	116	138
July	292	217
August	398	306
September	470	437
October	537	
November	568	
December	600	
January	726	
February	793	
March	842	
April	847	
May	847	
June	847	

QUALITY

	Quantity	Base Number	Contract	LHB	Wales
% of FP17s for the same patient ID Re-attending within 3 months - Children	5	117	4.3%	8.0%	10.9%
% of FP17s for the same patient ID Re-attending within 3 months - Adults	9	134	6.7%	12.8%	16.2%
% of FP17s for the same patient ID Re-attending between 3 & 9 months - Children	73	117	62.4%	54.7%	58.9%
% of FP17s for the same patient ID Re-attending between 3 & 9 months - Adults	76	134	56.7%	51.5%	55.2%
% of FP17s for Band 1 Urgent Courses	12	248	4.8%	8.7%	9.1%
% of FP17s Relating to Free Repair or Replacements	1	248	0.4%	0.7%	0.8%
% of FP17s Relating to Continuations	0	248	0.0%	0.8%	0.8%
% of Patients satisfied with the dentistry they have received	2	2	N/A	91.9%	92.0%
% of Patients satisfied with the time they had to wait for an appointment	1	2	N/A	85.7%	87.6%

* This is based on patients treated on this contract for their most recent course of treatment. Figures in italics indicate the base number of FP17s or Patient Questionnaire responses are less than 100. N/A is shown where the base number of responses is less than 10 during the period. % is calculated as Quantity/Base number*100

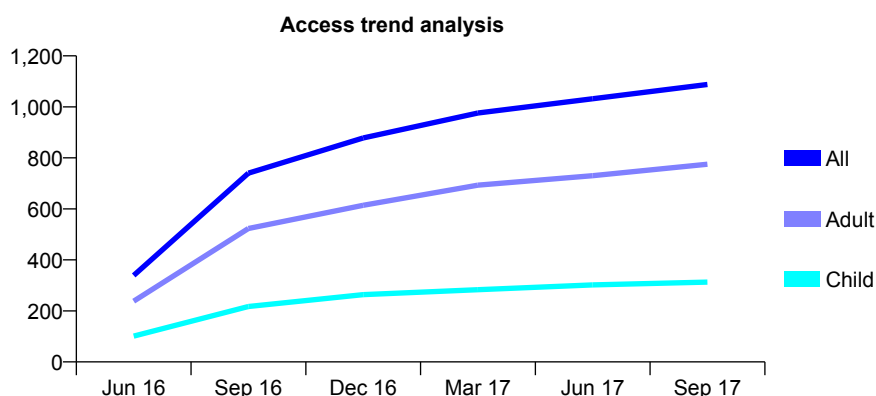
7A2 - Vital Signs At a Glance Contract Report for 100124/0000 - September 2017

Name or company name	A Llewellyn
Contract type name	GDS Contract
Purpose of contract	General
Contract start date	01/04/2016
Contract end date	

17/18 Contracted general activity (UDA)	3,427
Carry forward general activity (UDA)	0
17/18 Contracted orthodontic activity (UOA)	0
Carry forward orthodontic activity (UOA)	0
Baseline contract value	£82,967.58

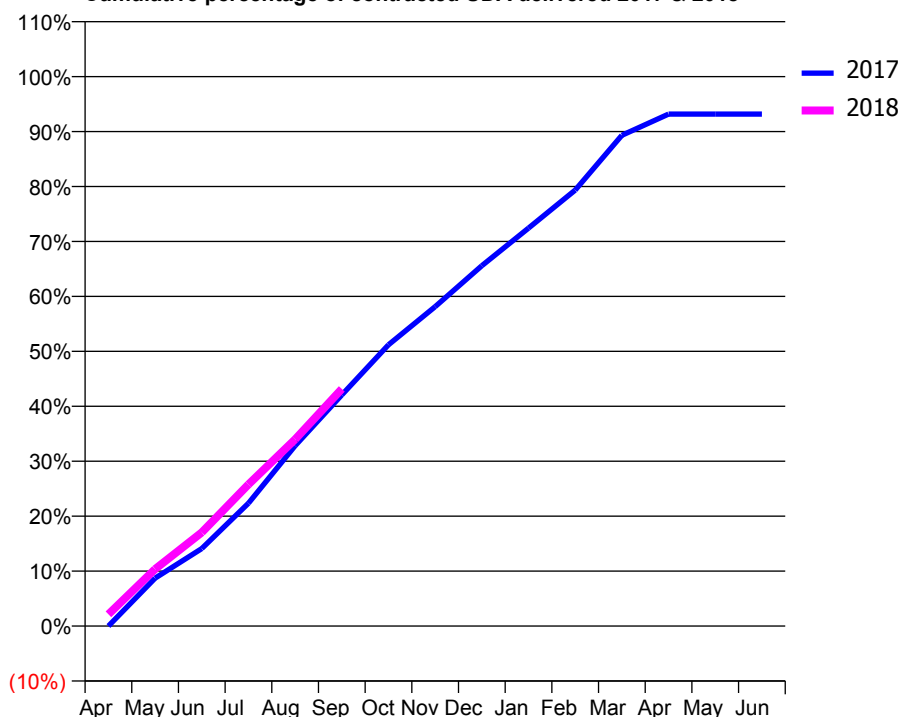
ACCESS*

Patients seen in 24 months	Total	Change since previous quarter
Quarter ending September 2016	740	
Quarter ending December 2016	878	↑
Quarter ending March 2017	976	↑
Quarter ending June 2017	1,032	↑
Quarter ending September 2017	1,088	↑
Variance since September 2016	47.0%	↑



ACTIVITY

Cumulative percentage of contracted UDA delivered 2017 & 2018



Adjusted Scheduled Activity (UDA)

Month	2017	2018
April	0	74
May	299	356
June	484	584
July	766	884
August	1,125	1,164
September	1,441	1,479
October	1,755	
November	1,992	
December	2,247	
January	2,482	
February	2,719	
March	3,061	
April	3,193	
May	3,193	
June	3,193	

QUALITY

	Quantity	Base Number	Contract	LHB	Wales
% of FP17s for the same patient ID Re-attending within 3 months - Children	8	257	3.1%	8.0%	10.9%
% of FP17s for the same patient ID Re-attending within 3 months - Adults	67	617	10.9%	12.8%	16.2%
% of FP17s for the same patient ID Re-attending between 3 & 9 months - Children	175	257	68.1%	54.7%	58.9%
% of FP17s for the same patient ID Re-attending between 3 & 9 months - Adults	387	617	62.7%	51.5%	55.2%
% of FP17s for Band 1 Urgent Courses	81	806	10.0%	8.7%	9.1%
% of FP17s Relating to Free Repair or Replacements	5	806	0.6%	0.7%	0.8%
% of FP17s Relating to Continuations	2	806	0.2%	0.8%	0.8%
% of Patients satisfied with the dentistry they have received	5	5	N/A	91.9%	92.0%
% of Patients satisfied with the time they had to wait for an appointment	5	5	N/A	85.7%	87.6%

* This is based on patients treated on this contract for their most recent course of treatment. Figures in italics indicate the base number of FP17s or Patient Questionnaire responses are less than 100. N/A is shown where the base number of responses is less than 10 during the period. % is calculated as Quantity/Base number*100

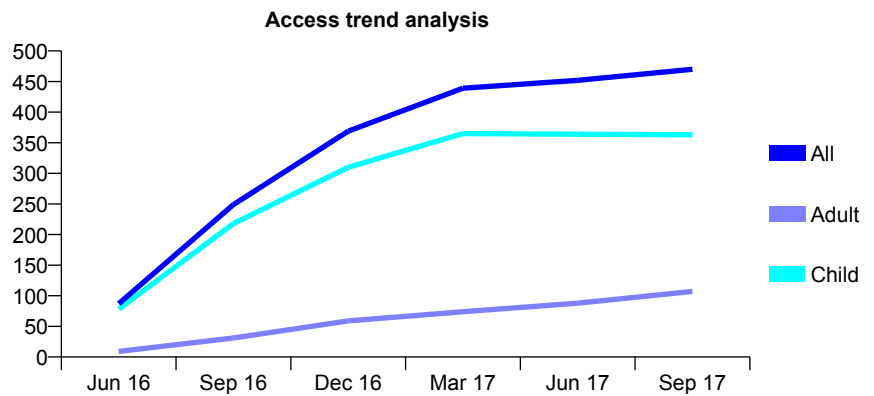
7A2 - Vital Signs At a Glance Contract Report for 100145/0000 - September 2017

Name or company name	Capel Dental
Contract type name	GDS Contract
Purpose of contract	General
Contract start date	01/05/2016
Contract end date	

17/18 Contracted general activity (UDA)	1,250
Carry forward general activity (UDA)	0
17/18 Contracted orthodontic activity (UOA)	0
Carry forward orthodontic activity (UOA)	0
Baseline contract value	£29,224.05

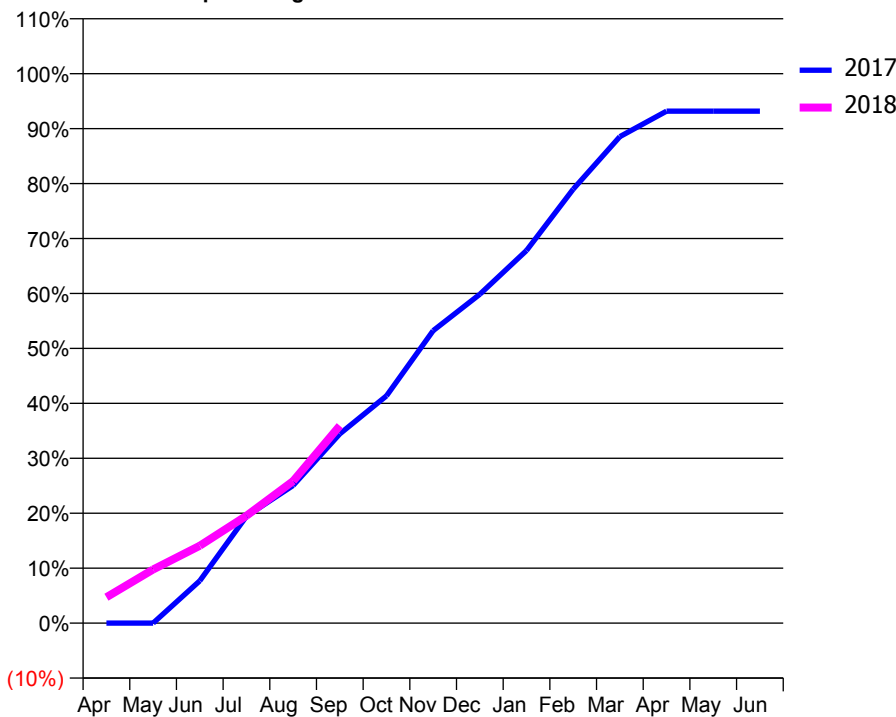
ACCESS*

Patients seen in 24 months	Total	Change since previous quarter
Quarter ending September 2016	249	
Quarter ending December 2016	369	↑
Quarter ending March 2017	439	↑
Quarter ending June 2017	452	↑
Quarter ending September 2017	470	↑
Variance since September 2016	88.8%	↑



ACTIVITY

Cumulative percentage of contracted UDA delivered 2017 & 2018



Month	Adjusted Scheduled Activity (UDA)	
	2017	2018
April	0	59
May	0	122
June	88	176
July	223	244
August	287	323
September	395	449
October	474	
November	610	
December	686	
January	777	
February	905	
March	1,015	
April	1,068	
May	1,068	
June	1,068	

QUALITY

	Quantity	Base Number	Contract	LHB	Wales
% of FP17s for the same patient ID Re-attending within 3 months - Children	5	275	1.8%	8.0%	10.9%
% of FP17s for the same patient ID Re-attending within 3 months - Adults	1	35	2.9%	12.8%	16.2%
% of FP17s for the same patient ID Re-attending between 3 & 9 months - Children	209	275	76.0%	54.7%	58.9%
% of FP17s for the same patient ID Re-attending between 3 & 9 months - Adults	15	35	42.9%	51.5%	55.2%
% of FP17s for Band 1 Urgent Courses	1	277	0.4%	8.7%	9.1%
% of FP17s Relating to Free Repair or Replacements	0	277	0.0%	0.7%	0.8%
% of FP17s Relating to Continuations	2	277	0.7%	0.8%	0.8%
% of Patients satisfied with the dentistry they have received	0	0	N/A	91.9%	92.0%
% of Patients satisfied with the time they had to wait for an appointment	0	0	N/A	85.7%	87.6%

* This is based on patients treated on this contract for their most recent course of treatment. Figures in italics indicate the base number of FP17s or Patient Questionnaire responses are less than 100. N/A is shown where the base number of responses is less than 10 during the period. % is calculated as Quantity/Base number*100

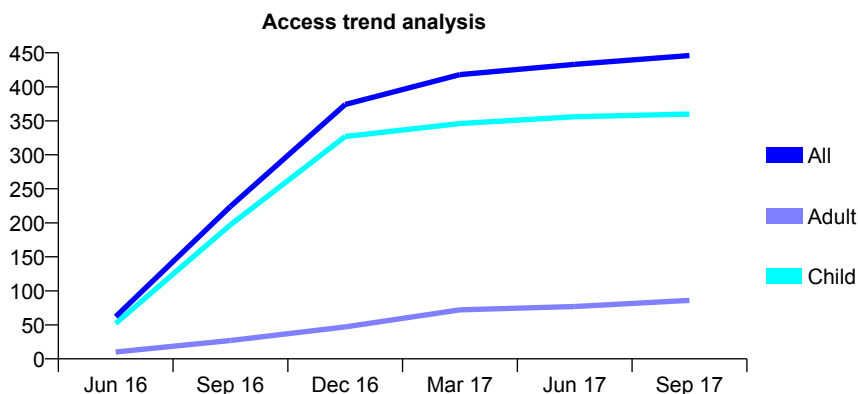
7A2 - Vital Signs At a Glance Contract Report for 100146/0000 - September 2017

Name or company name	Capel Dental
Contract type name	GDS Contract
Purpose of contract	General
Contract start date	01/05/2016
Contract end date	

17/18 Contracted general activity (UDA)	1,150
Carry forward general activity (UDA)	0
17/18 Contracted orthodontic activity (UOA)	0
Carry forward orthodontic activity (UOA)	0
Baseline contract value	£27,026.90

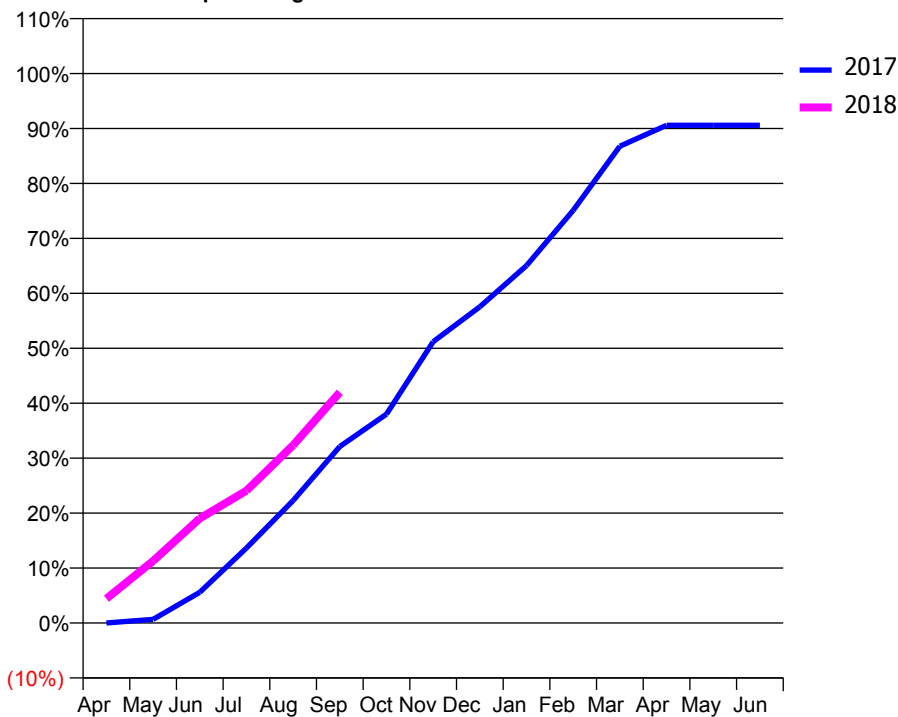
ACCESS*

Patients seen in 24 months	Total	Change since previous quarter
Quarter ending September 2016	224	
Quarter ending December 2016	374	↑
Quarter ending March 2017	418	↑
Quarter ending June 2017	433	↑
Quarter ending September 2017	446	↑
Variance since September 2016	99.1%	↑



ACTIVITY

Cumulative percentage of contracted UDA delivered 2017 & 2018



Month	Adjusted Scheduled Activity (UDA)	
	2017	2018
April	0	51
May	7	130
June	59	219
July	144	277
August	235	372
September	338	483
October	401	
November	540	
December	607	
January	686	
February	792	
March	915	
April	955	
May	955	
June	955	

QUALITY

	Quantity	Base Number	Contract	LHB	Wales
% of FP17s for the same patient ID Re-attending within 3 months - Children	9	282	3.2%	8.0%	10.9%
% of FP17s for the same patient ID Re-attending within 3 months - Adults	0	31	0.0%	12.8%	16.2%
% of FP17s for the same patient ID Re-attending between 3 & 9 months - Children	199	282	70.6%	54.7%	58.9%
% of FP17s for the same patient ID Re-attending between 3 & 9 months - Adults	16	31	51.6%	51.5%	55.2%
% of FP17s for Band 1 Urgent Courses	0	291	0.0%	8.7%	9.1%
% of FP17s Relating to Free Repair or Replacements	0	291	0.0%	0.7%	0.8%
% of FP17s Relating to Continuations	2	291	0.7%	0.8%	0.8%
% of Patients satisfied with the dentistry they have received	2	2	N/A	91.9%	92.0%
% of Patients satisfied with the time they had to wait for an appointment	2	2	N/A	85.7%	87.6%

* This is based on patients treated on this contract for their most recent course of treatment. Figures in italics indicate the base number of FP17s or Patient Questionnaire responses are less than 100. N/A is shown where the base number of responses is less than 10 during the period. % is calculated as Quantity/Base number*100

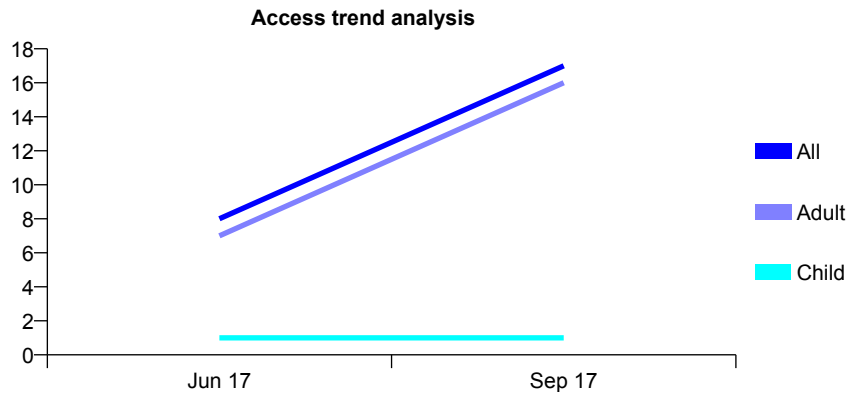
7A2 - Vital Signs At a Glance Contract Report for 100329/0000 - September 2017

Name or company name	Eastgate Dental Surgery Limited
Contract type name	GDS Contract
Purpose of contract	General
Contract start date	06/03/2017
Contract end date	

17/18 Contracted general activity (UDA)	187
Carry forward general activity (UDA)	0
17/18 Contracted orthodontic activity (UOA)	0
Carry forward orthodontic activity (UOA)	0
Baseline contract value	£6,086.40

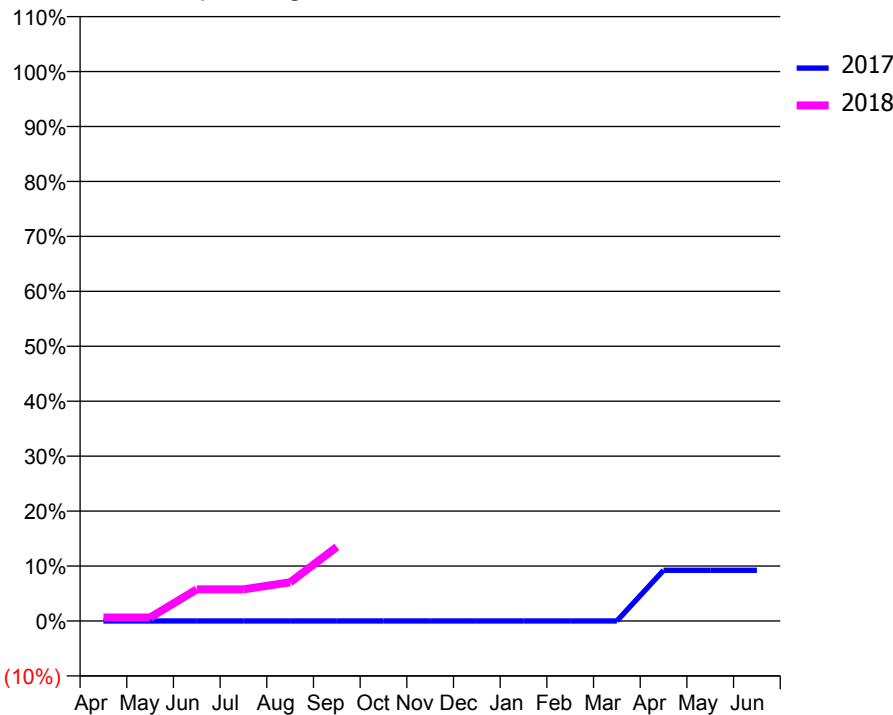
ACCESS*

Patients seen in 24 months	Total	Change since previous quarter
Quarter ending September 2016	0	
Quarter ending December 2016	0	
Quarter ending March 2017	0	
Quarter ending June 2017	8	↑
Quarter ending September 2017	17	↑
Variance since September 2016	N/A	



ACTIVITY

Cumulative percentage of contracted UDA delivered 2017 & 2018



Month	Adjusted Scheduled Activity (UDA)	
	2017	2018
April	0	1
May	0	1
June	0	11
July	0	11
August	0	13
September	0	25
October	0	
November	0	
December	0	
January	0	
February	0	
March	0	
April	1	
May	1	
June	1	

QUALITY

	Quantity	Base Number	Contract	LHB	Wales
% of FP17s for the same patient ID Re-attending within 3 months - Children	0	2	0.0%	8.0%	10.9%
% of FP17s for the same patient ID Re-attending within 3 months - Adults	0	20	0.0%	12.8%	16.2%
% of FP17s for the same patient ID Re-attending between 3 & 9 months - Children	0	2	0.0%	54.7%	58.9%
% of FP17s for the same patient ID Re-attending between 3 & 9 months - Adults	0	20	0.0%	51.5%	55.2%
% of FP17s for Band 1 Urgent Courses	21	21	100.0%	8.7%	9.1%
% of FP17s Relating to Free Repair or Replacements	0	21	0.0%	0.7%	0.8%
% of FP17s Relating to Continuations	0	21	0.0%	0.8%	0.8%
% of Patients satisfied with the dentistry they have received	0	0	N/A	91.9%	92.0%
% of Patients satisfied with the time they had to wait for an appointment	0	0	N/A	85.7%	87.6%

* This is based on patients treated on this contract for their most recent course of treatment. Figures in italics indicate the base number of FP17s or Patient Questionnaire responses are less than 100. N/A is shown where the base number of responses is less than 10 during the period. % is calculated as Quantity/Base number*100

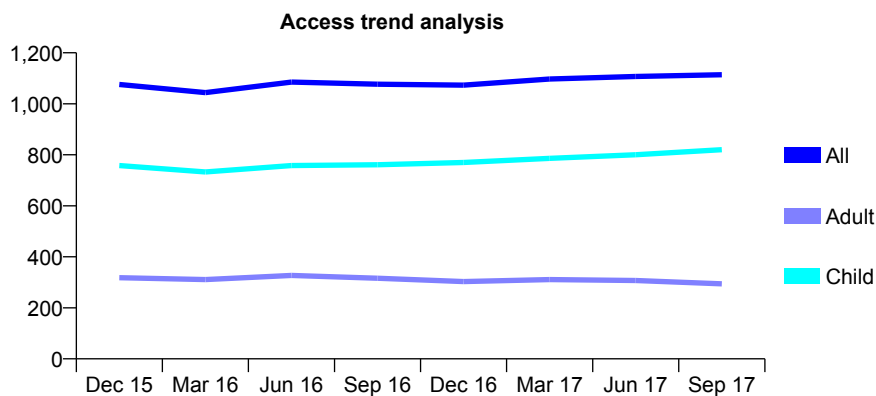
7A2 - Vital Signs At a Glance Contract Report for 105554/0001 - September 2017

Name or company name	K J Dwyer
Contract type name	GDS Contract
Purpose of contract	General
Contract start date	01/11/2012
Contract end date	

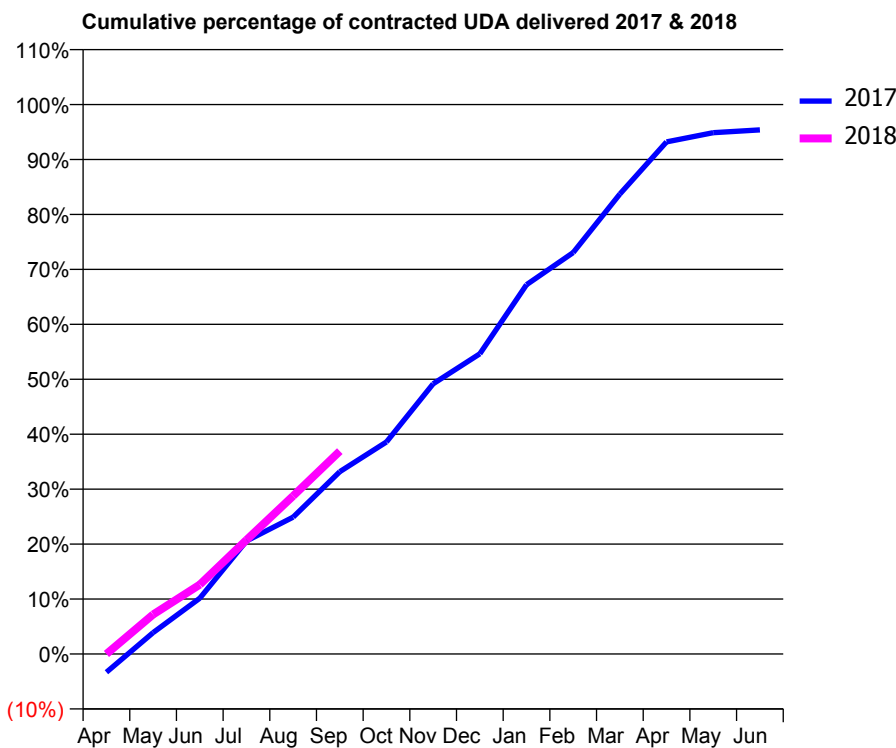
17/18 Contracted general activity (UDA)	2,400
Carry forward general activity (UDA)	0
17/18 Contracted orthodontic activity (UOA)	0
Carry forward orthodontic activity (UOA)	0
Baseline contract value	£53,214.35

ACCESS*

Patients seen in 24 months	Total	Change since previous quarter
Quarter ending September 2016	1,077	
Quarter ending December 2016	1,073	→
Quarter ending March 2017	1,097	↑
Quarter ending June 2017	1,107	→
Quarter ending September 2017	1,114	→
Variance since September 2016	3.4%	↑



ACTIVITY



Month	Adjusted Scheduled Activity (UDA)	
	2017	2018
April	-80	0
May	94	173
June	244	303
July	494	498
August	598	690
September	796	886
October	926	
November	1,180	
December	1,311	
January	1,613	
February	1,753	
March	2,009	
April	2,237	
May	2,277	
June	2,289	

QUALITY

	Quantity	Base Number	Contract	LHB	Wales
% of FP17s for the same patient ID Re-attending within 3 months - Children	76	687	11.1%	8.0%	10.9%
% of FP17s for the same patient ID Re-attending within 3 months - Adults	8	95	8.4%	12.8%	16.2%
% of FP17s for the same patient ID Re-attending between 3 & 9 months - Children	353	687	51.4%	54.7%	58.9%
% of FP17s for the same patient ID Re-attending between 3 & 9 months - Adults	53	95	55.8%	51.5%	55.2%
% of FP17s for Band 1 Urgent Courses	11	632	1.7%	8.7%	9.1%
% of FP17s Relating to Free Repair or Replacements	0	632	0.0%	0.7%	0.8%
% of FP17s Relating to Continuations	0	632	0.0%	0.8%	0.8%
% of Patients satisfied with the dentistry they have received	3	4	N/A	91.9%	92.0%
% of Patients satisfied with the time they had to wait for an appointment	3	4	N/A	85.7%	87.6%

* This is based on patients treated on this contract for their most recent course of treatment. Figures in italics indicate the base number of FP17s or Patient Questionnaire responses are less than 100. N/A is shown where the base number of responses is less than 10 during the period. % is calculated as Quantity/Base number*100

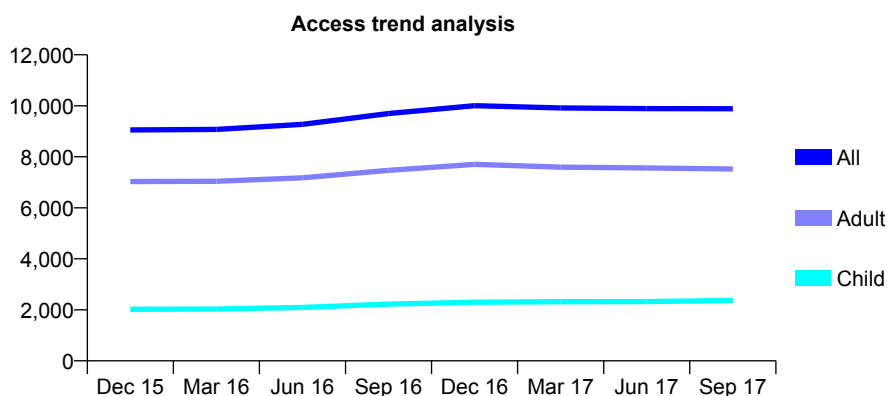
7A2 - Vital Signs At a Glance Contract Report for 106631/0001 - September 2017

Name or company name	Dr N Patel, Dr J Rai and Dr N Kernahan
Contract type name	GDS Contract
Purpose of contract	General
Contract start date	01/04/2006
Contract end date	

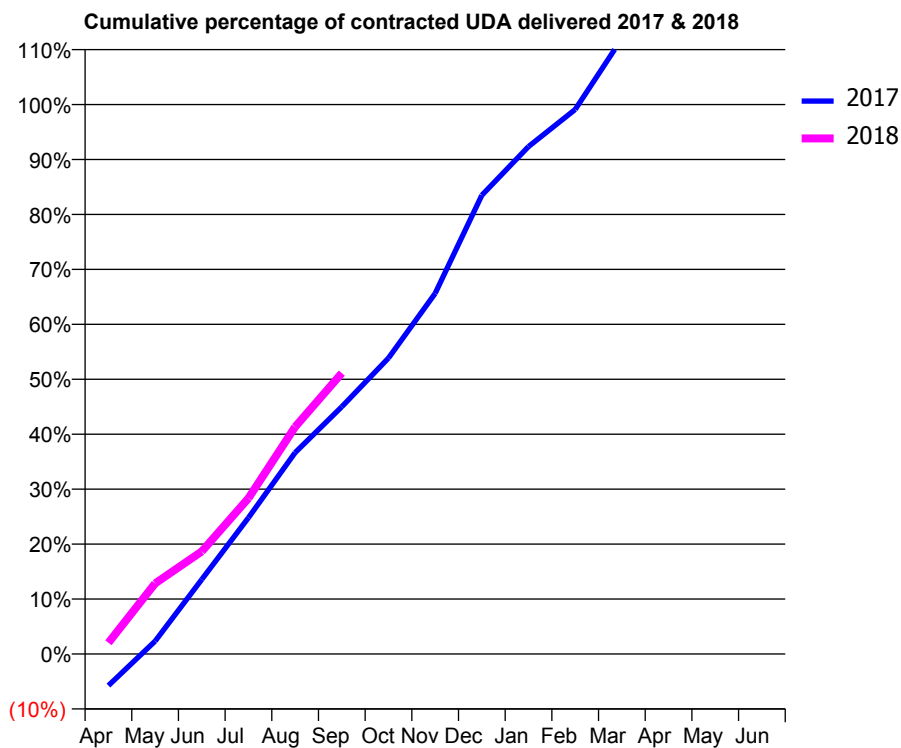
17/18 Contracted general activity (UDA)	26,605
Carry forward general activity (UDA)	0
17/18 Contracted orthodontic activity (UOA)	0
Carry forward orthodontic activity (UOA)	0
Baseline contract value	£701,056.84

ACCESS*

Patients seen in 24 months	Total	Change since previous quarter
Quarter ending September 2016	9,697	
Quarter ending December 2016	10,006	↑
Quarter ending March 2017	9,915	→
Quarter ending June 2017	9,888	→
Quarter ending September 2017	9,883	→
Variance since September 2016	1.9%	→



ACTIVITY



Month	Adjusted Scheduled Activity (UDA)	
	2017	2018
April	-1,530	548
May	624	3,419
June	3,611	4,965
July	6,602	7,545
August	9,753	11,000
September	11,976	13,601
October	14,327	
November	17,462	
December	22,213	
January	24,568	
February	26,366	
March	29,801	
April	30,734	
May	30,741	
June	30,752	

QUALITY

	Quantity	Base Number	Contract	LHB	Wales
% of FP17s for the same patient ID Re-attending within 3 months - Children	125	1,858	6.7%	8.0%	10.9%
% of FP17s for the same patient ID Re-attending within 3 months - Adults	873	5,931	14.7%	12.8%	16.2%
% of FP17s for the same patient ID Re-attending between 3 & 9 months - Children	1,119	1,858	60.2%	54.7%	58.9%
% of FP17s for the same patient ID Re-attending between 3 & 9 months - Adults	3,943	5,931	66.5%	51.5%	55.2%
% of FP17s for Band 1 Urgent Courses	341	7,293	4.7%	8.7%	9.1%
% of FP17s Relating to Free Repair or Replacements	105	7,293	1.4%	0.7%	0.8%
% of FP17s Relating to Continuations	160	7,293	2.2%	0.8%	0.8%
% of Patients satisfied with the dentistry they have received	63	70	90.0%	91.9%	92.0%
% of Patients satisfied with the time they had to wait for an appointment	65	70	92.9%	85.7%	87.6%

* This is based on patients treated on this contract for their most recent course of treatment. Figures in italics indicate the base number of FP17s or Patient Questionnaire responses are less than 100. N/A is shown where the base number of responses is less than 10 during the period. % is calculated as Quantity/Base number*100

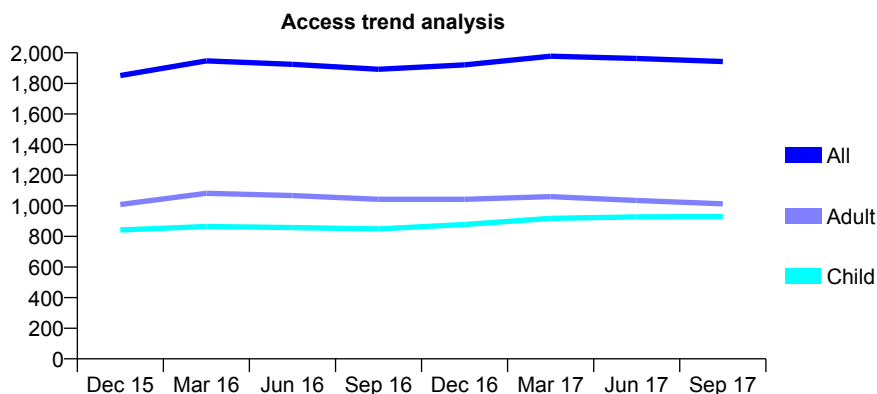
7A2 - Vital Signs At a Glance Contract Report for 106682/0001 - September 2017

Name or company name	Warren Davies Ltd.
Contract type name	GDS Contract
Purpose of contract	General
Contract start date	01/01/2007
Contract end date	

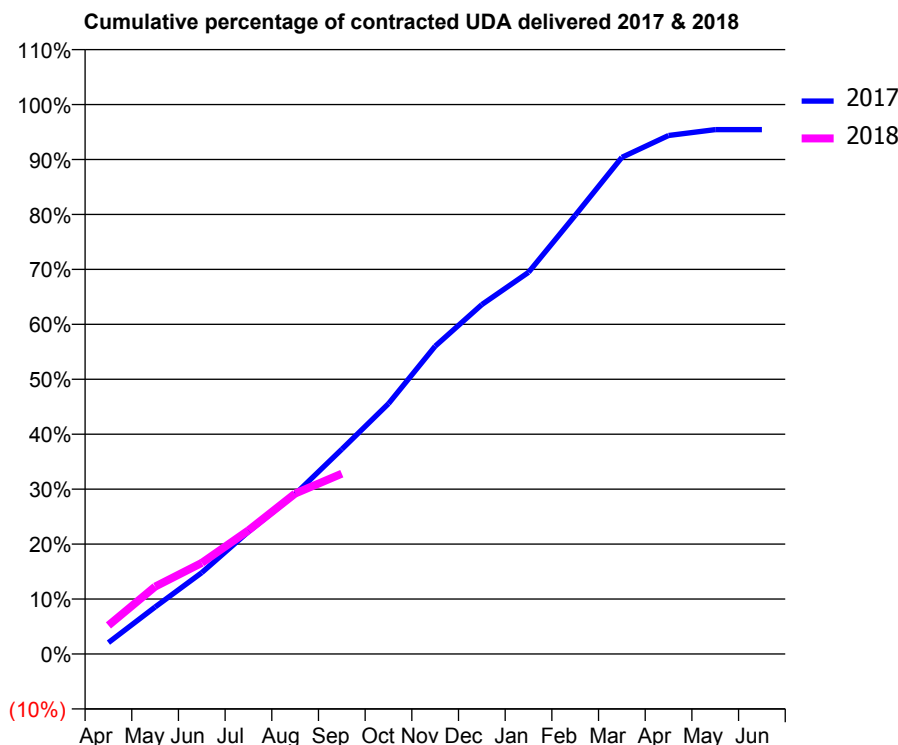
17/18 Contracted general activity (UDA)	9,112
Carry forward general activity (UDA)	0
17/18 Contracted orthodontic activity (UOA)	0
Carry forward orthodontic activity (UOA)	0
Baseline contract value	£239,810.59

ACCESS*

Patients seen in 24 months	Total	Change since previous quarter
Quarter ending September 2016	1,892	
Quarter ending December 2016	1,921	→
Quarter ending March 2017	1,978	↑
Quarter ending June 2017	1,963	→
Quarter ending September 2017	1,943	↓
Variance since September 2016	2.7%	↑



ACTIVITY



Month	Adjusted Scheduled Activity (UDA)	
	2017	2018
April	190	473
May	779	1,118
June	1,350	1,511
July	2,030	2,050
August	2,651	2,661
September	3,394	2,991
October	4,152	
November	5,104	
December	5,795	
January	6,329	
February	7,273	
March	8,235	
April	8,597	
May	8,695	
June	8,695	

QUALITY

	Quantity	Base Number	Contract	LHB	Wales
% of FP17s for the same patient ID Re-attending within 3 months - Children	67	717	9.3%	8.0%	10.9%
% of FP17s for the same patient ID Re-attending within 3 months - Adults	175	734	23.8%	12.8%	16.2%
% of FP17s for the same patient ID Re-attending between 3 & 9 months - Children	481	717	67.1%	54.7%	58.9%
% of FP17s for the same patient ID Re-attending between 3 & 9 months - Adults	434	734	59.1%	51.5%	55.2%
% of FP17s for Band 1 Urgent Courses	139	1,311	10.6%	8.7%	9.1%
% of FP17s Relating to Free Repair or Replacements	0	1,311	0.0%	0.7%	0.8%
% of FP17s Relating to Continuations	9	1,311	0.7%	0.8%	0.8%
% of Patients satisfied with the dentistry they have received	29	29	100.0%	91.9%	92.0%
% of Patients satisfied with the time they had to wait for an appointment	28	29	96.6%	85.7%	87.6%

* This is based on patients treated on this contract for their most recent course of treatment. Figures in italics indicate the base number of FP17s or Patient Questionnaire responses are less than 100. N/A is shown where the base number of responses is less than 10 during the period. % is calculated as Quantity/Base number*100

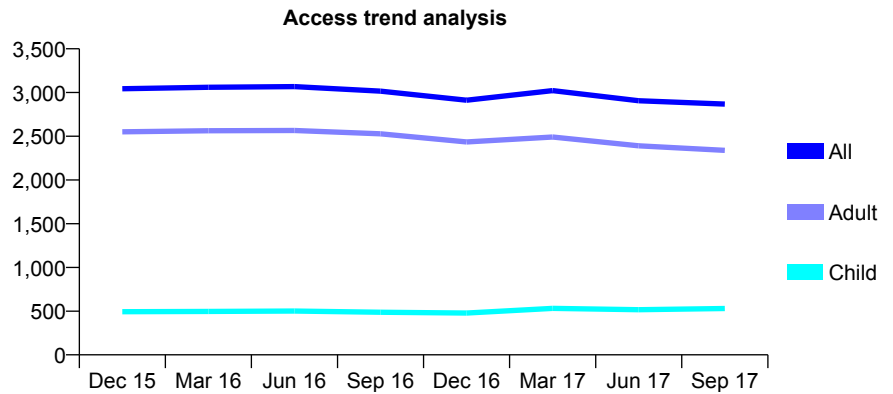
7A2 - Vital Signs At a Glance Contract Report for 106968/0001 - September 2017

Name or company name	Eastgate Dental Surgery Limited
Contract type name	GDS Contract
Purpose of contract	General
Contract start date	01/04/2011
Contract end date	

17/18 Contracted general activity (UDA)	7,616
Carry forward general activity (UDA)	0
17/18 Contracted orthodontic activity (UOA)	0
Carry forward orthodontic activity (UOA)	0
Baseline contract value	£213,461.90

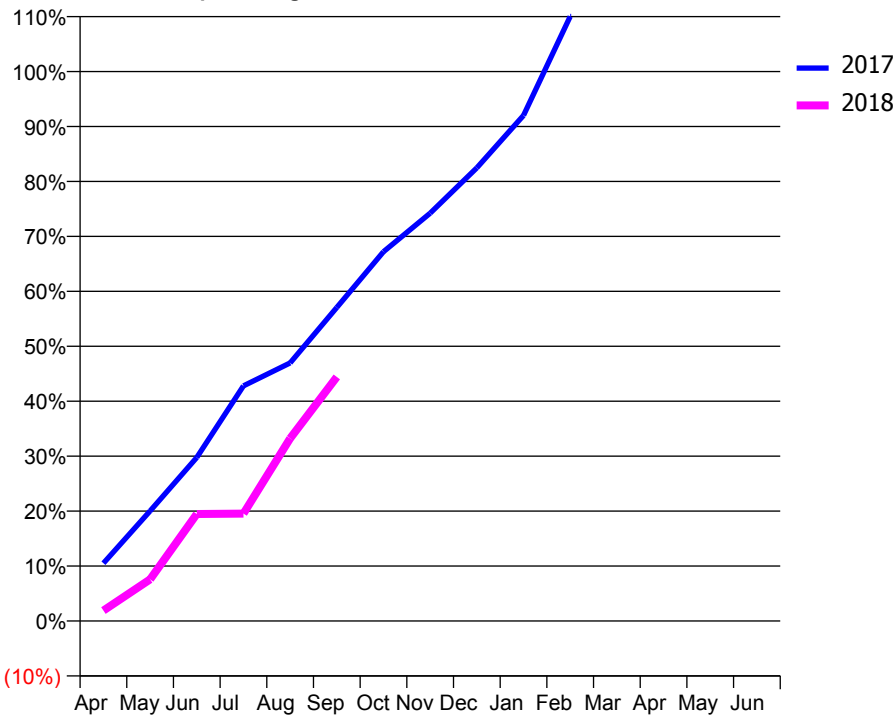
ACCESS*

Patients seen in 24 months	Total	Change since previous quarter
Quarter ending September 2016	3,016	
Quarter ending December 2016	2,912	↓
Quarter ending March 2017	3,022	↑
Quarter ending June 2017	2,906	↓
Quarter ending September 2017	2,868	↓
Variance since September 2016	(4.9%)	↓



ACTIVITY

Cumulative percentage of contracted UDA delivered 2017 & 2018



Month	Adjusted Scheduled Activity (UDA)	
	2017	2018
April	801	144
May	1,525	578
June	2,267	1,483
July	3,259	1,489
August	3,577	2,532
September	4,346	3,382
October	5,118	
November	5,653	
December	6,281	
January	7,007	
February	8,379	
March	9,291	
April	9,628	
May	9,616	
June	9,613	

QUALITY

	Quantity	Base Number	Contract	LHB	Wales
% of FP17s for the same patient ID Re-attending within 3 months - Children	21	334	6.3%	8.0%	10.9%
% of FP17s for the same patient ID Re-attending within 3 months - Adults	151	1,379	10.9%	12.8%	16.2%
% of FP17s for the same patient ID Re-attending between 3 & 9 months - Children	176	334	52.7%	54.7%	58.9%
% of FP17s for the same patient ID Re-attending between 3 & 9 months - Adults	897	1,379	65.0%	51.5%	55.2%
% of FP17s for Band 1 Urgent Courses	111	1,570	7.1%	8.7%	9.1%
% of FP17s Relating to Free Repair or Replacements	4	1,570	0.3%	0.7%	0.8%
% of FP17s Relating to Continuations	2	1,570	0.1%	0.8%	0.8%
% of Patients satisfied with the dentistry they have received	27	30	90.0%	91.9%	92.0%
% of Patients satisfied with the time they had to wait for an appointment	25	30	83.3%	85.7%	87.6%

* This is based on patients treated on this contract for their most recent course of treatment. Figures in italics indicate the base number of FP17s or Patient Questionnaire responses are less than 100. N/A is shown where the base number of responses is less than 10 during the period. % is calculated as Quantity/Base number*100

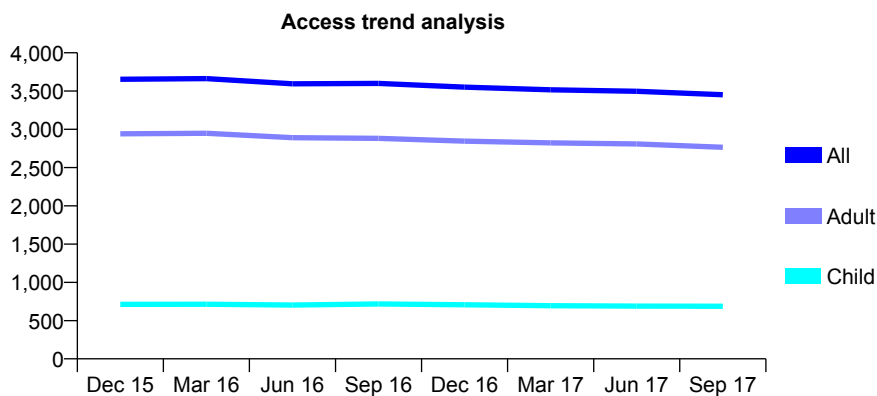
7A2 - Vital Signs At a Glance Contract Report for 112461/0001 - September 2017

Name or company name	Deintyddfa Emlyn
Contract type name	GDS Contract
Purpose of contract	General
Contract start date	21/02/2011
Contract end date	

17/18 Contracted general activity (UDA)	12,000
Carry forward general activity (UDA)	0
17/18 Contracted orthodontic activity (UOA)	0
Carry forward orthodontic activity (UOA)	0
Baseline contract value	£309,084.12

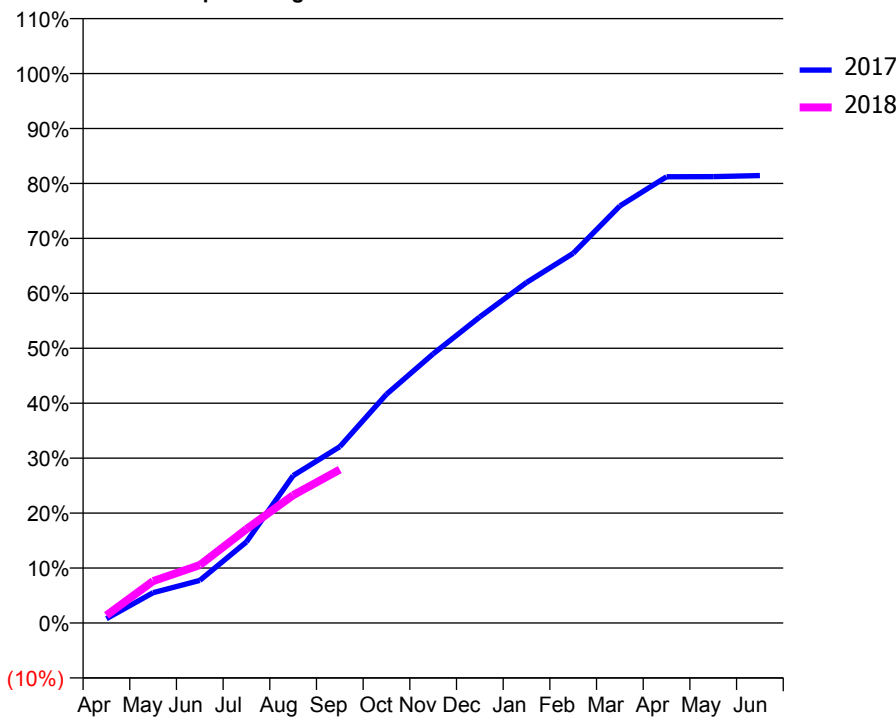
ACCESS*

Patients seen in 24 months	Total	Change since previous quarter
Quarter ending September 2016	3,600	
Quarter ending December 2016	3,551	↓
Quarter ending March 2017	3,517	→
Quarter ending June 2017	3,498	→
Quarter ending September 2017	3,452	↓
Variance since September 2016	(4.1%)	↓



ACTIVITY

Cumulative percentage of contracted UDA delivered 2017 & 2018



Month	Adjusted Scheduled Activity (UDA)	
	2017	2018
April	95	168
May	661	915
June	931	1,265
July	1,773	2,050
August	3,219	2,790
September	3,851	3,352
October	4,997	
November	5,878	
December	6,684	
January	7,437	
February	8,073	
March	9,108	
April	9,745	
May	9,747	
June	9,772	

QUALITY

	Quantity	Base Number	Contract	LHB	Wales
% of FP17s for the same patient ID Re-attending within 3 months - Children	14	464	3.0%	8.0%	10.9%
% of FP17s for the same patient ID Re-attending within 3 months - Adults	112	1,713	6.5%	12.8%	16.2%
% of FP17s for the same patient ID Re-attending between 3 & 9 months - Children	307	464	66.2%	54.7%	58.9%
% of FP17s for the same patient ID Re-attending between 3 & 9 months - Adults	1,113	1,713	65.0%	51.5%	55.2%
% of FP17s for Band 1 Urgent Courses	109	1,980	5.5%	8.7%	9.1%
% of FP17s Relating to Free Repair or Replacements	3	1,980	0.2%	0.7%	0.8%
% of FP17s Relating to Continuations	1	1,980	0.1%	0.8%	0.8%
% of Patients satisfied with the dentistry they have received	44	45	97.8%	91.9%	92.0%
% of Patients satisfied with the time they had to wait for an appointment	45	45	100.0%	85.7%	87.6%

* This is based on patients treated on this contract for their most recent course of treatment. Figures in italics indicate the base number of FP17s or Patient Questionnaire responses are less than 100. N/A is shown where the base number of responses is less than 10 during the period. % is calculated as Quantity/Base number*100

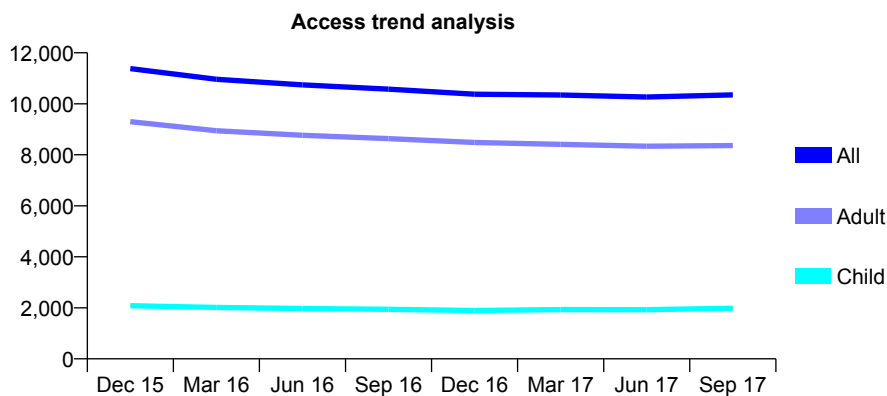
7A2 - Vital Signs At a Glance Contract Report for 112488/0001 - September 2017

Name or company name	Integrated Dental Holdings
Contract type name	GDS Contract
Purpose of contract	General
Contract start date	01/04/2006
Contract end date	

17/18 Contracted general activity (UDA)	37,500
Carry forward general activity (UDA)	0
17/18 Contracted orthodontic activity (UOA)	0
Carry forward orthodontic activity (UOA)	0
Baseline contract value	£869,385.40

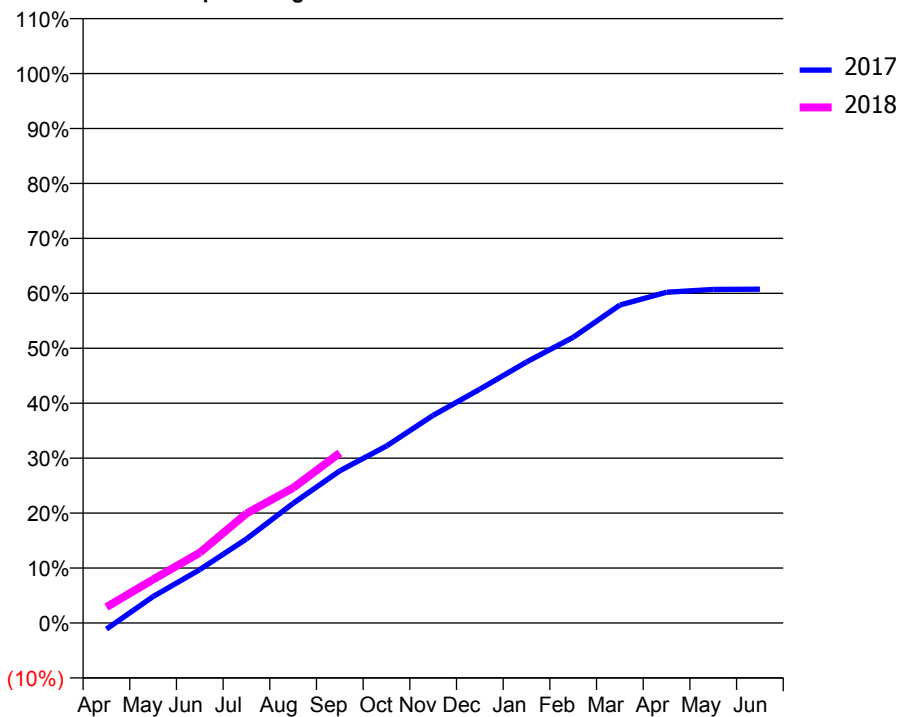
ACCESS*

Patients seen in 24 months	Total	Change since previous quarter
Quarter ending September 2016	10,575	
Quarter ending December 2016	10,377	↓
Quarter ending March 2017	10,344	→
Quarter ending June 2017	10,265	→
Quarter ending September 2017	10,348	→
Variance since September 2016	(2.1%)	↓



ACTIVITY

Cumulative percentage of contracted UDA delivered 2017 & 2018



Month	Adjusted Scheduled Activity (UDA)	
	2017	2018
April	-424	1,088
May	1,802	2,973
June	3,644	4,805
July	5,739	7,477
August	8,166	9,225
September	10,386	11,604
October	12,078	
November	14,176	
December	15,955	
January	17,810	
February	19,494	
March	21,701	
April	22,570	
May	22,761	
June	22,780	

QUALITY

	Quantity	Base Number	Contract	LHB	Wales
% of FP17s for the same patient ID Re-attending within 3 months - Children	18	1,315	1.4%	8.0%	10.9%
% of FP17s for the same patient ID Re-attending within 3 months - Adults	181	5,328	3.4%	12.8%	16.2%
% of FP17s for the same patient ID Re-attending between 3 & 9 months - Children	618	1,315	47.0%	54.7%	58.9%
% of FP17s for the same patient ID Re-attending between 3 & 9 months - Adults	3,094	5,328	58.1%	51.5%	55.2%
% of FP17s for Band 1 Urgent Courses	50	6,186	0.8%	8.7%	9.1%
% of FP17s Relating to Free Repair or Replacements	12	6,186	0.2%	0.7%	0.8%
% of FP17s Relating to Continuations	12	6,186	0.2%	0.8%	0.8%
% of Patients satisfied with the dentistry they have received	59	63	93.7%	91.9%	92.0%
% of Patients satisfied with the time they had to wait for an appointment	54	63	85.7%	85.7%	87.6%

* This is based on patients treated on this contract for their most recent course of treatment. Figures in italics indicate the base number of FP17s or Patient Questionnaire responses are less than 100. N/A is shown where the base number of responses is less than 10 during the period. % is calculated as Quantity/Base number*100

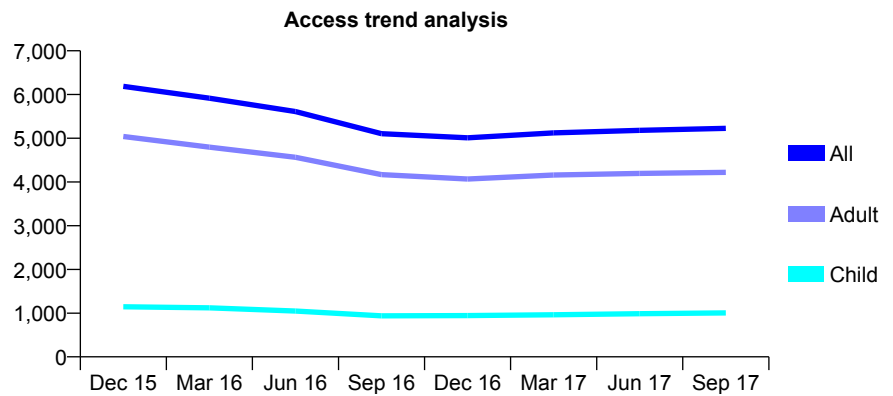
7A2 - Vital Signs At a Glance Contract Report for 116300/0001 - September 2017

Name or company name	Whitecross Dental Care Ltd
Contract type name	GDS Contract
Purpose of contract	General
Contract start date	01/11/2006
Contract end date	

17/18 Contracted general activity (UDA)	15,000
Carry forward general activity (UDA)	0
17/18 Contracted orthodontic activity (UOA)	0
Carry forward orthodontic activity (UOA)	0
Baseline contract value	£355,088.78

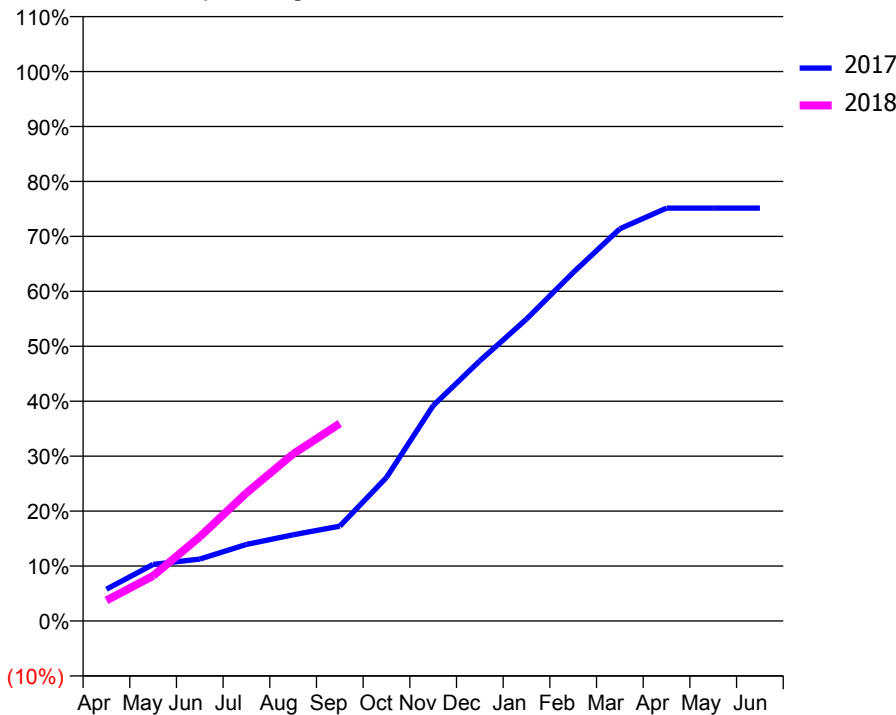
ACCESS*

Patients seen in 24 months	Total	Change since previous quarter
Quarter ending September 2016	5,104	
Quarter ending December 2016	5,009	↓
Quarter ending March 2017	5,122	↑
Quarter ending June 2017	5,182	→
Quarter ending September 2017	5,227	→
Variance since September 2016	2.4%	↑



ACTIVITY

Cumulative percentage of contracted UDA delivered 2017 & 2018



Month	Adjusted Scheduled Activity (UDA)	
	2017	2018
April	869	563
May	1,545	1,231
June	1,690	2,298
July	2,090	3,498
August	2,352	4,559
September	2,590	5,394
October	3,918	
November	5,880	
December	7,102	
January	8,244	
February	9,514	
March	10,707	
April	11,271	
May	11,273	
June	11,273	

QUALITY

	Quantity	Base Number	Contract	LHB	Wales
% of FP17s for the same patient ID Re-attending within 3 months - Children	26	574	4.5%	8.0%	10.9%
% of FP17s for the same patient ID Re-attending within 3 months - Adults	232	2,259	10.3%	12.8%	16.2%
% of FP17s for the same patient ID Re-attending between 3 & 9 months - Children	140	574	24.4%	54.7%	58.9%
% of FP17s for the same patient ID Re-attending between 3 & 9 months - Adults	588	2,259	26.0%	51.5%	55.2%
% of FP17s for Band 1 Urgent Courses	34	2,497	1.4%	8.7%	9.1%
% of FP17s Relating to Free Repair or Replacements	19	2,497	0.8%	0.7%	0.8%
% of FP17s Relating to Continuations	44	2,497	1.8%	0.8%	0.8%
% of Patients satisfied with the dentistry they have received	37	43	86.0%	91.9%	92.0%
% of Patients satisfied with the time they had to wait for an appointment	32	43	74.4%	85.7%	87.6%

* This is based on patients treated on this contract for their most recent course of treatment. Figures in italics indicate the base number of FP17s or Patient Questionnaire responses are less than 100. N/A is shown where the base number of responses is less than 10 during the period. % is calculated as Quantity/Base number*100

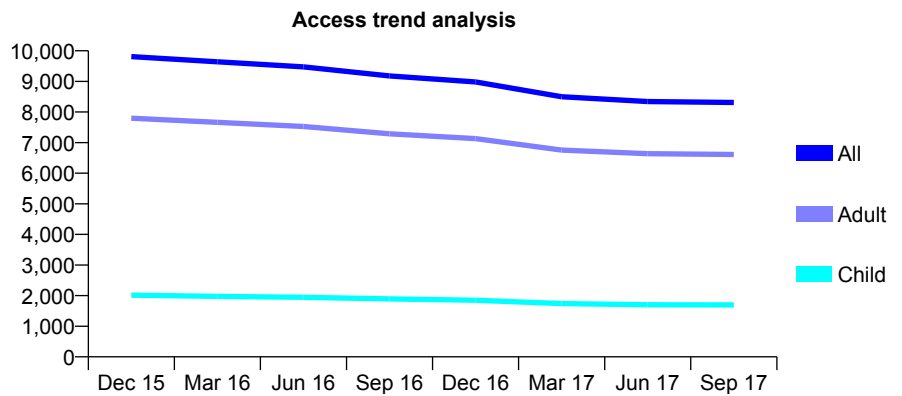
7A2 - Vital Signs At a Glance Contract Report for 116300/0002 - September 2017

Name or company name	Whitecross Dental Care Ltd
Contract type name	GDS Contract
Purpose of contract	General
Contract start date	21/11/2007
Contract end date	

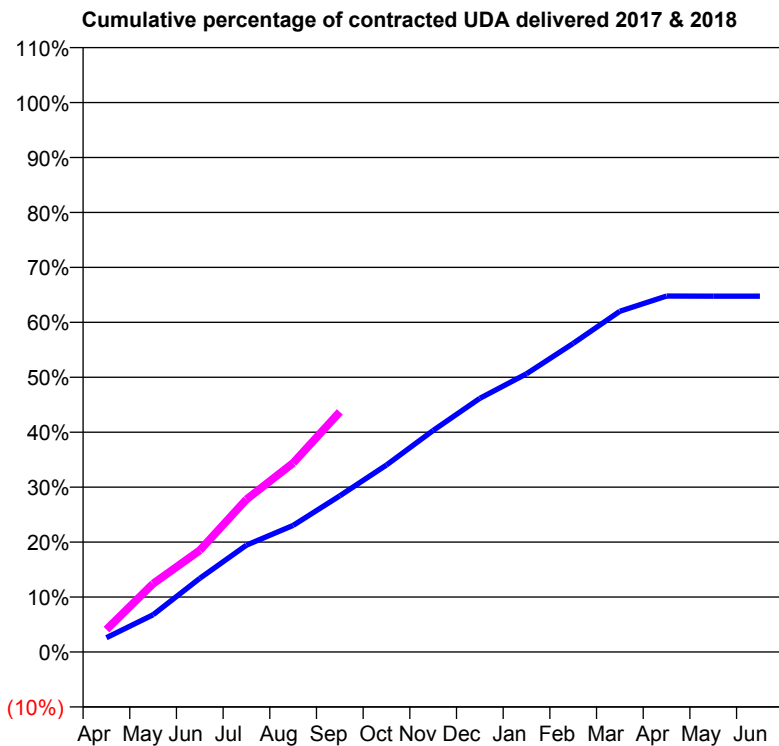
17/18 Contracted general activity (UDA)	25,004
Carry forward general activity (UDA)	0
17/18 Contracted orthodontic activity (UOA)	0
Carry forward orthodontic activity (UOA)	0
Baseline contract value	£546,369.60

ACCESS*

Patients seen in 24 months	Total	Change since previous quarter
Quarter ending September 2016	9,178	
Quarter ending December 2016	8,981	↓
Quarter ending March 2017	8,500	↓
Quarter ending June 2017	8,340	↓
Quarter ending September 2017	8,312	→
Variance since September 2016	(9.4%)	↓



ACTIVITY



Month	Adjusted Scheduled Activity (UDA)	
	2017	2018
April	780	1,025
May	2,035	3,108
June	4,023	4,628
July	5,837	6,943
August	6,912	8,601
September	8,531	10,927
October	10,208	
November	12,097	
December	13,852	
January	15,194	
February	16,848	
March	18,606	
April	19,439	
May	19,431	
June	19,427	

QUALITY

	Quantity	Base Number	Contract	LHB	Wales
% of FP17s for the same patient ID Re-attending within 3 months - Children	44	1,049	4.2%	8.0%	10.9%
% of FP17s for the same patient ID Re-attending within 3 months - Adults	308	3,884	7.9%	12.8%	16.2%
% of FP17s for the same patient ID Re-attending between 3 & 9 months - Children	313	1,049	29.8%	54.7%	58.9%
% of FP17s for the same patient ID Re-attending between 3 & 9 months - Adults	1,225	3,884	31.5%	51.5%	55.2%
% of FP17s for Band 1 Urgent Courses	112	4,646	2.4%	8.7%	9.1%
% of FP17s Relating to Free Repair or Replacements	58	4,646	1.2%	0.7%	0.8%
% of FP17s Relating to Continuations	62	4,646	1.3%	0.8%	0.8%
% of Patients satisfied with the dentistry they have received	68	75	90.7%	91.9%	92.0%
% of Patients satisfied with the time they had to wait for an appointment	66	75	88.0%	85.7%	87.6%

* This is based on patients treated on this contract for their most recent course of treatment. Figures in italics indicate the base number of FP17s or Patient Questionnaire responses are less than 100. N/A is shown where the base number of responses is less than 10 during the period. % is calculated as Quantity/Base number*100

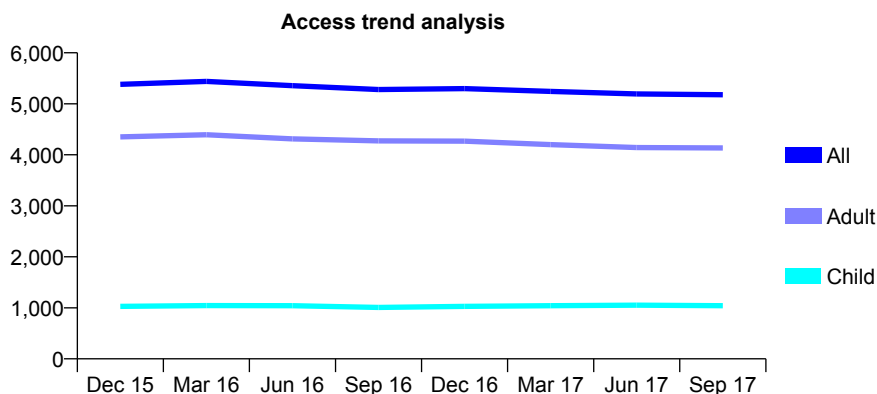
7A2 - Vital Signs At a Glance Contract Report for 116300/0003 - September 2017

Name or company name	Whitecross Dental Care Ltd
Contract type name	GDS Contract
Purpose of contract	General
Contract start date	01/03/2008
Contract end date	

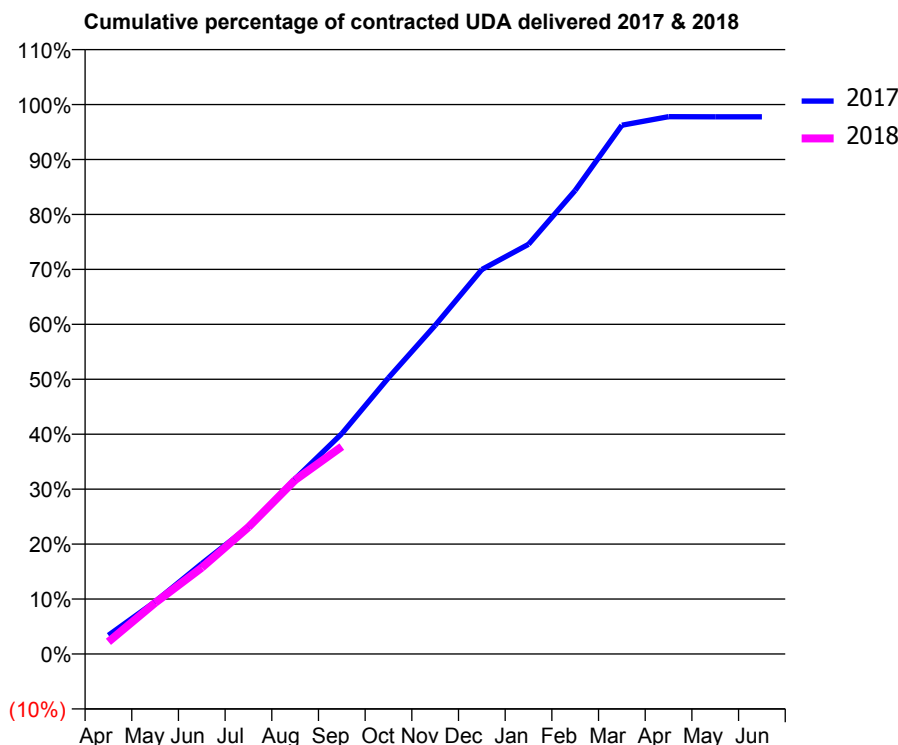
17/18 Contracted general activity (UDA)	15,957
Carry forward general activity (UDA)	0
17/18 Contracted orthodontic activity (UOA)	0
Carry forward orthodontic activity (UOA)	0
Baseline contract value	£491,234.50

ACCESS*

Patients seen in 24 months	Total	Change since previous quarter
Quarter ending September 2016	5,280	
Quarter ending December 2016	5,297	→
Quarter ending March 2017	5,242	↓
Quarter ending June 2017	5,193	→
Quarter ending September 2017	5,178	→
Variance since September 2016	(1.9%)	↓



ACTIVITY



Month	Adjusted Scheduled Activity (UDA)	
	2017	2018
April	545	355
May	1,522	1,485
June	2,629	2,507
July	3,697	3,684
August	5,087	5,050
September	6,400	6,025
October	8,020	
November	9,545	
December	11,166	
January	11,897	
February	13,464	
March	15,356	
April	15,602	
May	15,599	
June	15,599	

QUALITY

	Quantity	Base Number	Contract	LHB	Wales
% of FP17s for the same patient ID Re-attending within 3 months - Children	23	458	5.0%	8.0%	10.9%
% of FP17s for the same patient ID Re-attending within 3 months - Adults	191	1,794	10.6%	12.8%	16.2%
% of FP17s for the same patient ID Re-attending between 3 & 9 months - Children	155	458	33.8%	54.7%	58.9%
% of FP17s for the same patient ID Re-attending between 3 & 9 months - Adults	651	1,794	36.3%	51.5%	55.2%
% of FP17s for Band 1 Urgent Courses	16	2,169	0.7%	8.7%	9.1%
% of FP17s Relating to Free Repair or Replacements	21	2,169	1.0%	0.7%	0.8%
% of FP17s Relating to Continuations	45	2,169	2.1%	0.8%	0.8%
% of Patients satisfied with the dentistry they have received	44	48	91.7%	91.9%	92.0%
% of Patients satisfied with the time they had to wait for an appointment	45	48	93.8%	85.7%	87.6%

* This is based on patients treated on this contract for their most recent course of treatment. Figures in italics indicate the base number of FP17s or Patient Questionnaire responses are less than 100. N/A is shown where the base number of responses is less than 10 during the period. % is calculated as Quantity/Base number*100

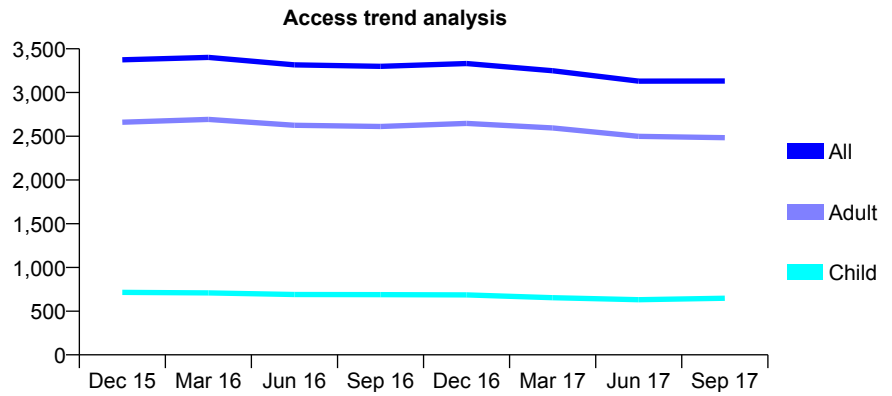
7A2 - Vital Signs At a Glance Contract Report for 117226/0001 - September 2017

Name or company name	Coastrock Ltd & Blackrock Ltd
Contract type name	GDS Contract
Purpose of contract	General
Contract start date	01/10/2012
Contract end date	

17/18 Contracted general activity (UDA)	8,223
Carry forward general activity (UDA)	0
17/18 Contracted orthodontic activity (UOA)	0
Carry forward orthodontic activity (UOA)	0
Baseline contract value	£241,049.39

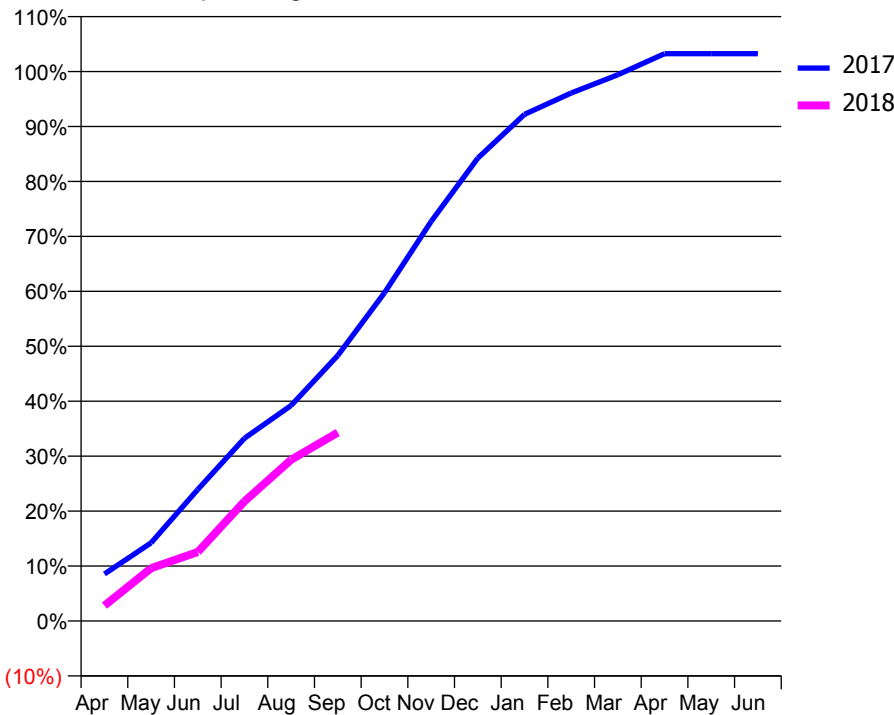
ACCESS*

Patients seen in 24 months	Total	Change since previous quarter
Quarter ending September 2016	3,300	
Quarter ending December 2016	3,331	→
Quarter ending March 2017	3,249	↓
Quarter ending June 2017	3,130	↓
Quarter ending September 2017	3,131	→
Variance since September 2016	(5.1%)	↓



ACTIVITY

Cumulative percentage of contracted UDA delivered 2017 & 2018



Month	Adjusted Scheduled Activity (UDA)	
	2017	2018
April	703	230
May	1,171	792
June	1,968	1,032
July	2,734	1,791
August	3,226	2,414
September	3,973	2,820
October	4,911	
November	5,980	
December	6,927	
January	7,582	
February	7,900	
March	8,174	
April	8,489	
May	8,489	
June	8,490	

QUALITY

	Quantity	Base Number	Contract	LHB	Wales
% of FP17s for the same patient ID Re-attending within 3 months - Children	13	428	3.0%	8.0%	10.9%
% of FP17s for the same patient ID Re-attending within 3 months - Adults	100	1,411	7.1%	12.8%	16.2%
% of FP17s for the same patient ID Re-attending between 3 & 9 months - Children	203	428	47.4%	54.7%	58.9%
% of FP17s for the same patient ID Re-attending between 3 & 9 months - Adults	658	1,411	46.6%	51.5%	55.2%
% of FP17s for Band 1 Urgent Courses	308	1,646	18.7%	8.7%	9.1%
% of FP17s Relating to Free Repair or Replacements	0	1,646	0.0%	0.7%	0.8%
% of FP17s Relating to Continuations	3	1,646	0.2%	0.8%	0.8%
% of Patients satisfied with the dentistry they have received	20	23	87.0%	91.9%	92.0%
% of Patients satisfied with the time they had to wait for an appointment	19	23	82.6%	85.7%	87.6%

* This is based on patients treated on this contract for their most recent course of treatment. Figures in italics indicate the base number of FP17s or Patient Questionnaire responses are less than 100. N/A is shown where the base number of responses is less than 10 during the period. % is calculated as Quantity/Base number*100

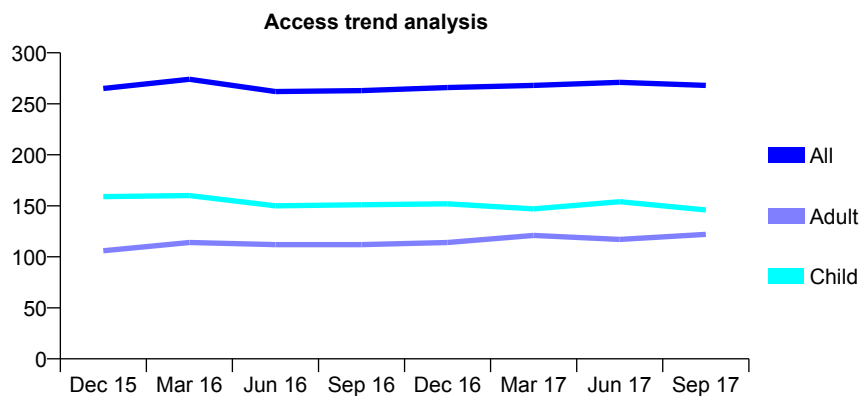
7A2 - Vital Signs At a Glance Contract Report for 119172/0001 - September 2017

Name or company name	D M Snape, M Shaw & H Foley
Contract type name	GDS Contract
Purpose of contract	General
Contract start date	01/03/2007
Contract end date	

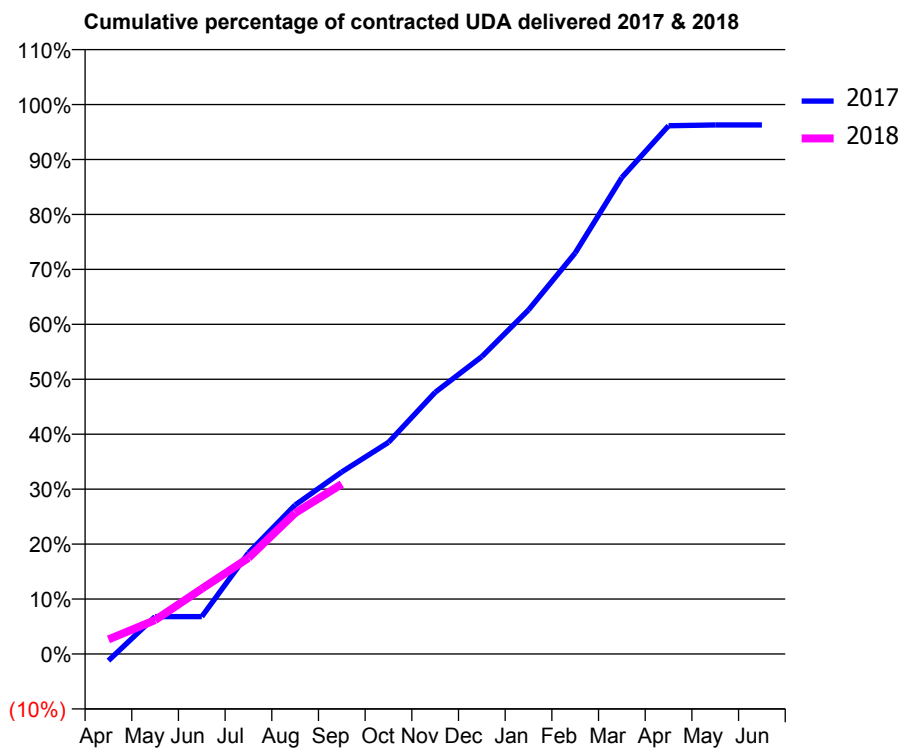
17/18 Contracted general activity (UDA)	650
Carry forward general activity (UDA)	0
17/18 Contracted orthodontic activity (UOA)	0
Carry forward orthodontic activity (UOA)	0
Baseline contract value	£18,159.45

ACCESS*

Patients seen in 24 months	Total	Change since previous quarter
Quarter ending September 2016	263	
Quarter ending December 2016	266	→
Quarter ending March 2017	268	→
Quarter ending June 2017	271	→
Quarter ending September 2017	268	↓
Variance since September 2016	1.9%	→



ACTIVITY



Adjusted Scheduled Activity (UDA)		
Month	2017	2018
April	-8	17
May	44	40
June	44	77
July	120	114
August	176	167
September	215	201
October	250	
November	310	
December	352	
January	407	
February	474	
March	564	
April	625	
May	626	
June	626	

QUALITY

	Quantity	Base Number	Contract	LHB	Wales
% of FP17s for the same patient ID Re-attending within 3 months - Children	6	122	4.9%	8.0%	10.9%
% of FP17s for the same patient ID Re-attending within 3 months - Adults	6	59	10.2%	12.8%	16.2%
% of FP17s for the same patient ID Re-attending between 3 & 9 months - Children	76	122	62.3%	54.7%	58.9%
% of FP17s for the same patient ID Re-attending between 3 & 9 months - Adults	37	59	62.7%	51.5%	55.2%
% of FP17s for Band 1 Urgent Courses	5	154	3.2%	8.7%	9.1%
% of FP17s Relating to Free Repair or Replacements	0	154	0.0%	0.7%	0.8%
% of FP17s Relating to Continuations	0	154	0.0%	0.8%	0.8%
% of Patients satisfied with the dentistry they have received	3	3	N/A	91.9%	92.0%
% of Patients satisfied with the time they had to wait for an appointment	3	3	N/A	85.7%	87.6%

* This is based on patients treated on this contract for their most recent course of treatment. Figures in italics indicate the base number of FP17s or Patient Questionnaire responses are less than 100. N/A is shown where the base number of responses is less than 10 during the period. % is calculated as Quantity/Base number*100

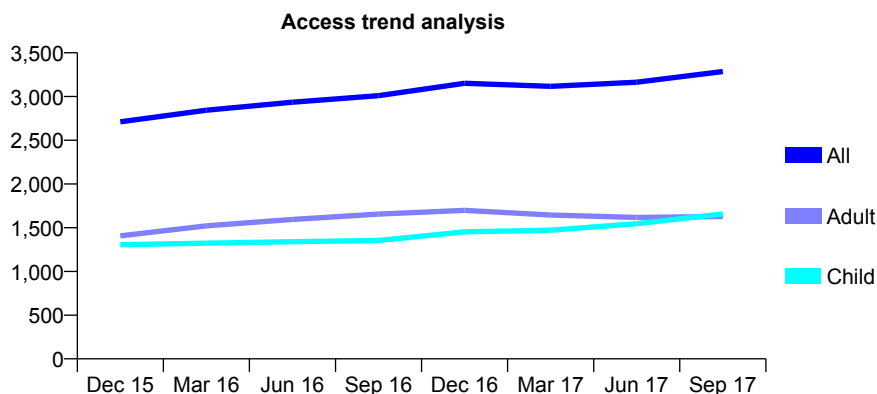
7A2 - Vital Signs At a Glance Contract Report for 123919/0001 - September 2017

Name or company name	Avenue Villa Dental Surgery
Contract type name	GDS Contract
Purpose of contract	General
Contract start date	01/12/2013
Contract end date	

17/18 Contracted general activity (UDA)	9,000
Carry forward general activity (UDA)	0
17/18 Contracted orthodontic activity (UOA)	0
Carry forward orthodontic activity (UOA)	0
Baseline contract value	£266,042.77

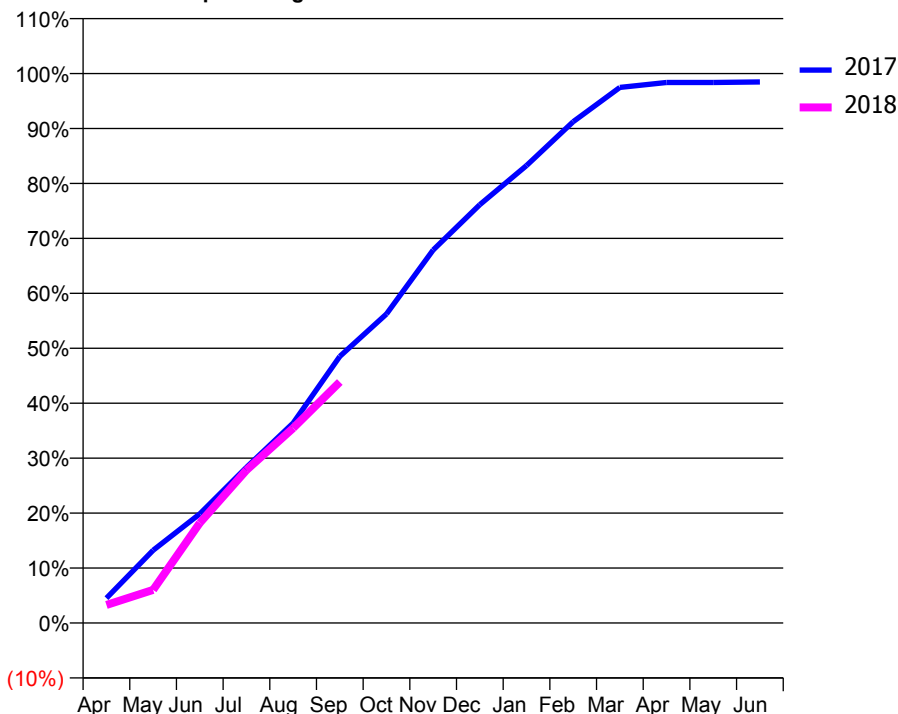
ACCESS*

Patients seen in 24 months	Total	Change since previous quarter
Quarter ending September 2016	3,010	
Quarter ending December 2016	3,151	↑
Quarter ending March 2017	3,116	↓
Quarter ending June 2017	3,163	→
Quarter ending September 2017	3,285	↑
Variance since September 2016	9.1%	↑



ACTIVITY

Cumulative percentage of contracted UDA delivered 2017 & 2018



Month	Adjusted Scheduled Activity (UDA)	
	2017	2018
April	407	297
May	1,191	544
June	1,788	1,639
July	2,550	2,503
August	3,274	3,192
September	4,367	3,948
October	5,061	
November	6,110	
December	6,852	
January	7,492	
February	8,210	
March	8,772	
April	8,853	
May	8,853	
June	8,862	

QUALITY

	Quantity	Base Number	Contract	LHB	Wales
% of FP17s for the same patient ID Re-attending within 3 months - Children	70	1,277	5.5%	8.0%	10.9%
% of FP17s for the same patient ID Re-attending within 3 months - Adults	109	739	14.7%	12.8%	16.2%
% of FP17s for the same patient ID Re-attending between 3 & 9 months - Children	736	1,277	57.6%	54.7%	58.9%
% of FP17s for the same patient ID Re-attending between 3 & 9 months - Adults	384	739	52.0%	51.5%	55.2%
% of FP17s for Band 1 Urgent Courses	134	1,963	6.8%	8.7%	9.1%
% of FP17s Relating to Free Repair or Replacements	0	1,963	0.0%	0.7%	0.8%
% of FP17s Relating to Continuations	0	1,963	0.0%	0.8%	0.8%
% of Patients satisfied with the dentistry they have received	25	26	96.2%	91.9%	92.0%
% of Patients satisfied with the time they had to wait for an appointment	22	26	84.6%	85.7%	87.6%

* This is based on patients treated on this contract for their most recent course of treatment. Figures in italics indicate the base number of FP17s or Patient Questionnaire responses are less than 100. N/A is shown where the base number of responses is less than 10 during the period. % is calculated as Quantity/Base number*100

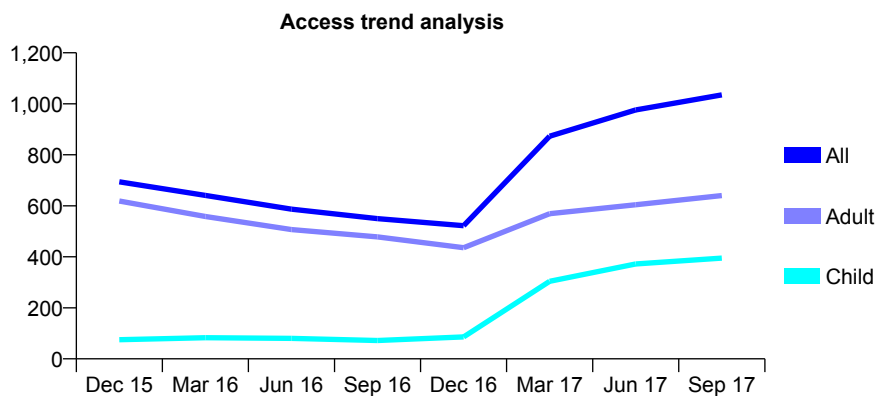
7A2 - Vital Signs At a Glance Contract Report for 123919/0002 - September 2017

Name or company name	Avenue Villa Dental Surgery
Contract type name	GDS Contract
Purpose of contract	General
Contract start date	01/12/2013
Contract end date	

17/18 Contracted general activity (UDA)	2,463
Carry forward general activity (UDA)	0
17/18 Contracted orthodontic activity (UOA)	0
Carry forward orthodontic activity (UOA)	0
Baseline contract value	£72,807.03

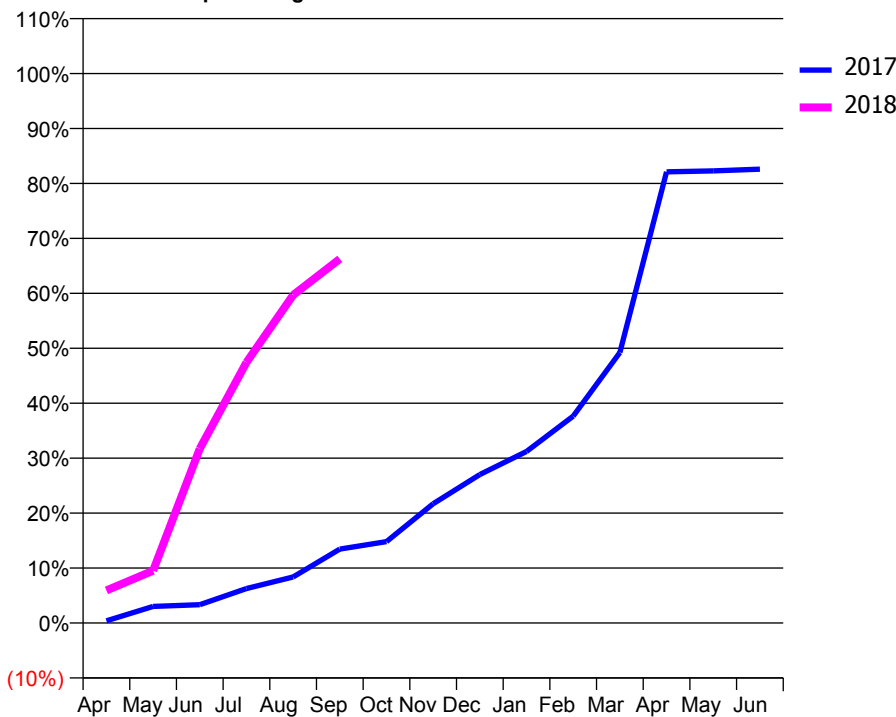
ACCESS*

Patients seen in 24 months	Total	Change since previous quarter
Quarter ending September 2016	550	
Quarter ending December 2016	522	↓
Quarter ending March 2017	873	↑
Quarter ending June 2017	976	↑
Quarter ending September 2017	1,035	↑
Variance since September 2016	88.2%	↑



ACTIVITY

Cumulative percentage of contracted UDA delivered 2017 & 2018



Month	Adjusted Scheduled Activity (UDA)	
	2017	2018
April	10	146
May	74	234
June	82	781
July	154	1,168
August	206	1,470
September	332	1,632
October	365	
November	535	
December	666	
January	769	
February	927	
March	1,212	
April	2,022	
May	2,026	
June	2,034	

QUALITY

	Quantity	Base Number	Contract	LHB	Wales
% of FP17s for the same patient ID Re-attending within 3 months - Children	9	397	2.3%	8.0%	10.9%
% of FP17s for the same patient ID Re-attending within 3 months - Adults	11	483	2.3%	12.8%	16.2%
% of FP17s for the same patient ID Re-attending between 3 & 9 months - Children	13	397	3.3%	54.7%	58.9%
% of FP17s for the same patient ID Re-attending between 3 & 9 months - Adults	0	483	0.0%	51.5%	55.2%
% of FP17s for Band 1 Urgent Courses	15	540	2.8%	8.7%	9.1%
% of FP17s Relating to Free Repair or Replacements	0	540	0.0%	0.7%	0.8%
% of FP17s Relating to Continuations	0	540	0.0%	0.8%	0.8%
% of Patients satisfied with the dentistry they have received	7	8	N/A	91.9%	92.0%
% of Patients satisfied with the time they had to wait for an appointment	6	8	N/A	85.7%	87.6%

* This is based on patients treated on this contract for their most recent course of treatment. Figures in italics indicate the base number of FP17s or Patient Questionnaire responses are less than 100. N/A is shown where the base number of responses is less than 10 during the period. % is calculated as Quantity/Base number*100

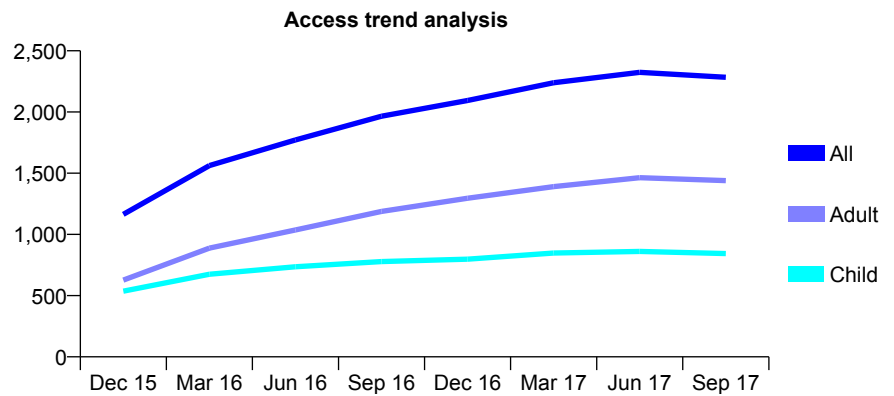
7A2 - Vital Signs At a Glance Contract Report for 134007/0001 - September 2017

Name or company name	Cross Hands Dental Care Ltd
Contract type name	GDS Contract
Purpose of contract	General
Contract start date	01/07/2015
Contract end date	

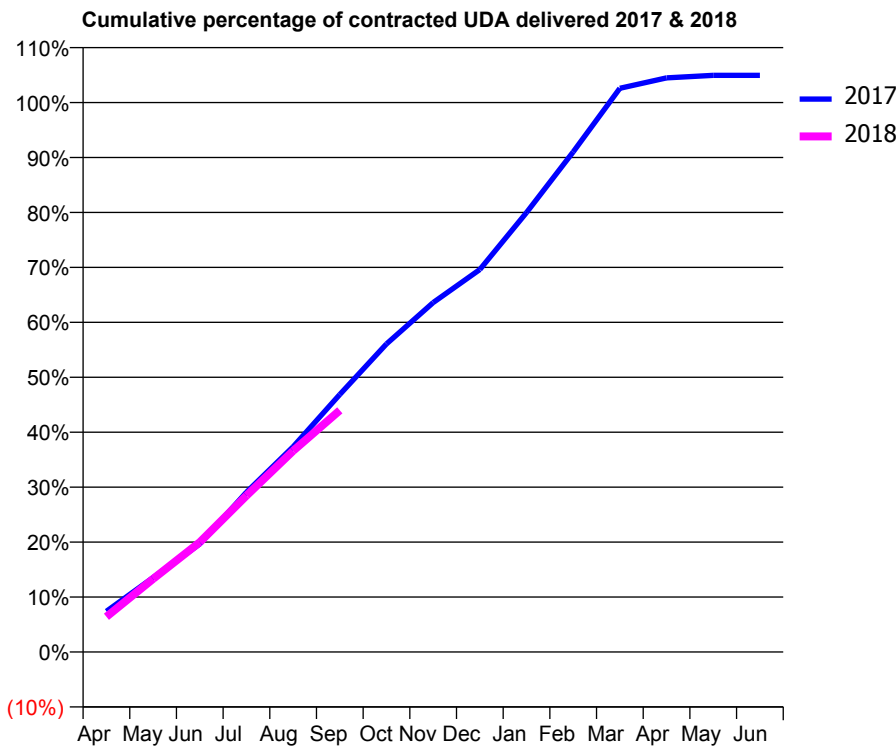
17/18 Contracted general activity (UDA)	5,000
Carry forward general activity (UDA)	0
17/18 Contracted orthodontic activity (UOA)	0
Carry forward orthodontic activity (UOA)	0
Baseline contract value	£126,902.84

ACCESS*

Patients seen in 24 months	Total	Change since previous quarter
Quarter ending September 2016	1,966	
Quarter ending December 2016	2,094	↑
Quarter ending March 2017	2,239	↑
Quarter ending June 2017	2,324	↑
Quarter ending September 2017	2,284	↓
Variance since September 2016	16.2%	↑



ACTIVITY



Month	Adjusted Scheduled Activity (UDA)	
	2017	2018
April	370	321
May	678	666
June	983	999
July	1,454	1,423
August	1,868	1,830
September	2,343	2,199
October	2,804	
November	3,179	
December	3,480	
January	3,999	
February	4,551	
March	5,130	
April	5,225	
May	5,247	
June	5,247	

QUALITY

	Quantity	Base Number	Contract	LHB	Wales
% of FP17s for the same patient ID Re-attending within 3 months - Children	52	564	9.2%	8.0%	10.9%
% of FP17s for the same patient ID Re-attending within 3 months - Adults	115	833	13.8%	12.8%	16.2%
% of FP17s for the same patient ID Re-attending between 3 & 9 months - Children	307	564	54.4%	54.7%	58.9%
% of FP17s for the same patient ID Re-attending between 3 & 9 months - Adults	344	833	41.3%	51.5%	55.2%
% of FP17s for Band 1 Urgent Courses	307	1,347	22.8%	8.7%	9.1%
% of FP17s Relating to Free Repair or Replacements	5	1,347	0.4%	0.7%	0.8%
% of FP17s Relating to Continuations	2	1,347	0.1%	0.8%	0.8%
% of Patients satisfied with the dentistry they have received	20	22	90.9%	91.9%	92.0%
% of Patients satisfied with the time they had to wait for an appointment	20	22	90.9%	85.7%	87.6%

* This is based on patients treated on this contract for their most recent course of treatment. Figures in italics indicate the base number of FP17s or Patient Questionnaire responses are less than 100. N/A is shown where the base number of responses is less than 10 during the period. % is calculated as Quantity/Base number*100

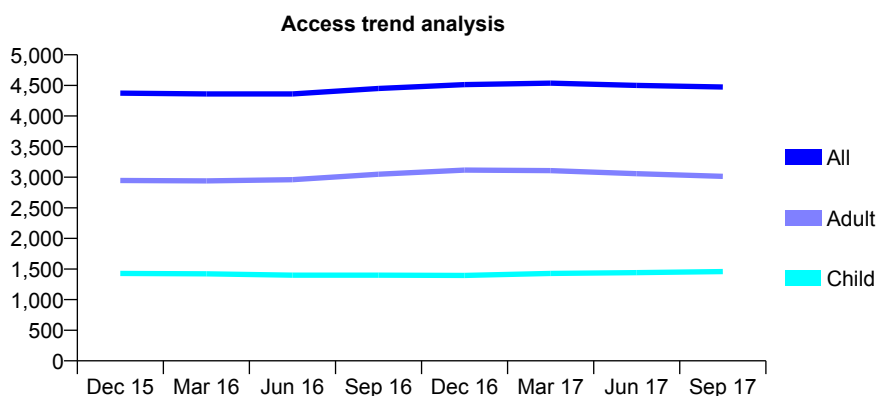
7A2 - Vital Signs At a Glance Contract Report for 134104/0001 - September 2017

Name or company name	Murray Street Dental Practice Ltd
Contract type name	GDS Contract
Purpose of contract	General
Contract start date	01/10/2009
Contract end date	

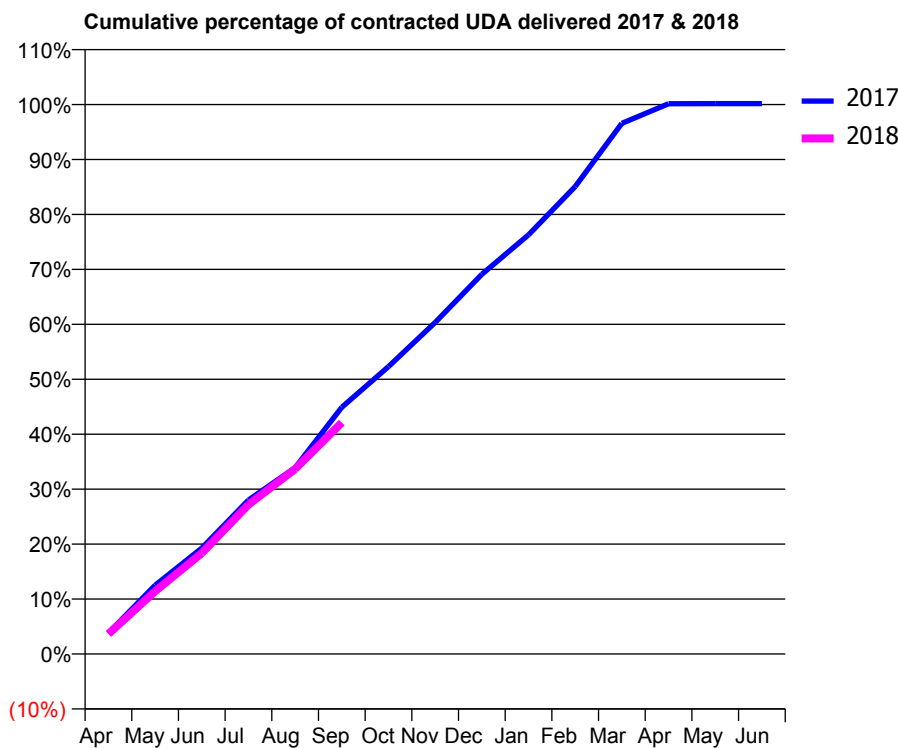
17/18 Contracted general activity (UDA)	10,600
Carry forward general activity (UDA)	0
17/18 Contracted orthodontic activity (UOA)	0
Carry forward orthodontic activity (UOA)	0
Baseline contract value	£299,335.15

ACCESS*

Patients seen in 24 months	Total	Change since previous quarter
Quarter ending September 2016	4,450	
Quarter ending December 2016	4,512	→
Quarter ending March 2017	4,536	→
Quarter ending June 2017	4,500	→
Quarter ending September 2017	4,474	→
Variance since September 2016	0.5%	→



ACTIVITY



Month	Adjusted Scheduled Activity (UDA)	
	2017	2018
April	409	387
May	1,326	1,209
June	2,044	1,947
July	2,970	2,882
August	3,595	3,569
September	4,759	4,464
October	5,545	
November	6,396	
December	7,325	
January	8,086	
February	9,018	
March	10,237	
April	10,614	
May	10,616	
June	10,618	

QUALITY

	Quantity	Base Number	Contract	LHB	Wales
% of FP17s for the same patient ID Re-attending within 3 months - Children	65	996	6.5%	8.0%	10.9%
% of FP17s for the same patient ID Re-attending within 3 months - Adults	279	1,660	16.8%	12.8%	16.2%
% of FP17s for the same patient ID Re-attending between 3 & 9 months - Children	531	996	53.3%	54.7%	58.9%
% of FP17s for the same patient ID Re-attending between 3 & 9 months - Adults	616	1,660	37.1%	51.5%	55.2%
% of FP17s for Band 1 Urgent Courses	543	2,488	21.8%	8.7%	9.1%
% of FP17s Relating to Free Repair or Replacements	7	2,488	0.3%	0.7%	0.8%
% of FP17s Relating to Continuations	2	2,488	0.1%	0.8%	0.8%
% of Patients satisfied with the dentistry they have received	36	36	100.0%	91.9%	92.0%
% of Patients satisfied with the time they had to wait for an appointment	31	36	86.1%	85.7%	87.6%

* This is based on patients treated on this contract for their most recent course of treatment. Figures in italics indicate the base number of FP17s or Patient Questionnaire responses are less than 100. N/A is shown where the base number of responses is less than 10 during the period. % is calculated as Quantity/Base number*100

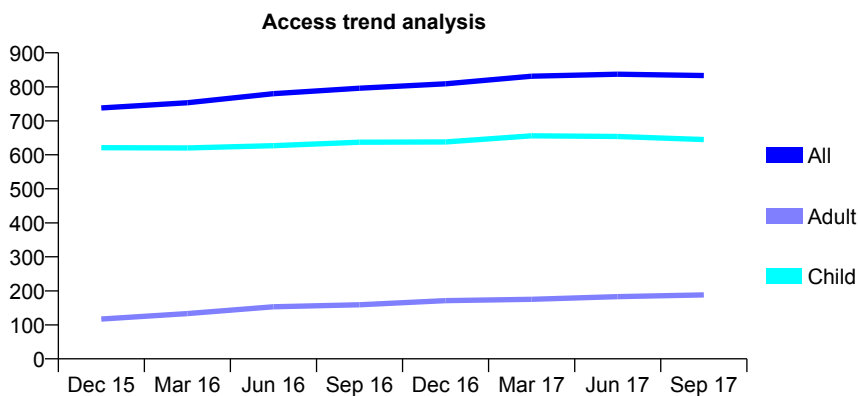
7A2 - Vital Signs At a Glance Contract Report for 137480/0001 - September 2017

Name or company name	Vergam Dental Practice Limited
Contract type name	GDS Contract
Purpose of contract	General
Contract start date	01/04/2008
Contract end date	

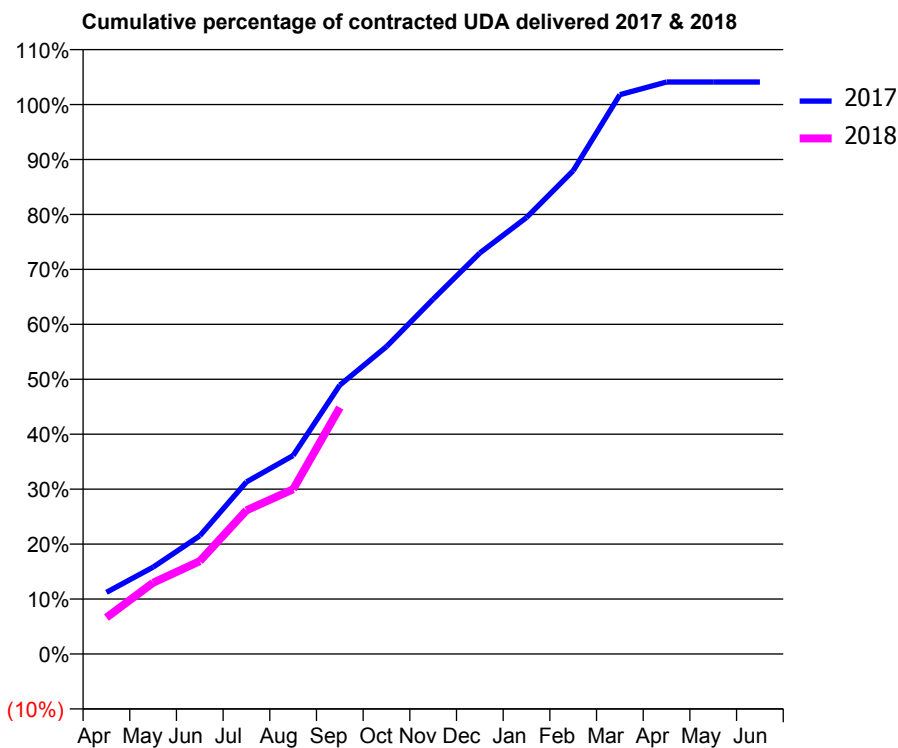
17/18 Contracted general activity (UDA)	1,512
Carry forward general activity (UDA)	0
17/18 Contracted orthodontic activity (UOA)	0
Carry forward orthodontic activity (UOA)	0
Baseline contract value	£49,287.55

ACCESS*

Patients seen in 24 months	Total	Change since previous quarter
Quarter ending September 2016	796	
Quarter ending December 2016	809	→
Quarter ending March 2017	831	↑
Quarter ending June 2017	837	→
Quarter ending September 2017	833	→
Variance since September 2016	4.6%	↑



ACTIVITY



Month	Adjusted Scheduled Activity (UDA)	
	2017	2018
April	170	100
May	239	196
June	325	255
July	473	395
August	546	453
September	740	678
October	846	
November	976	
December	1,103	
January	1,201	
February	1,330	
March	1,539	
April	1,574	
May	1,574	
June	1,574	

QUALITY

	Quantity	Base Number	Contract	LHB	Wales
% of FP17s for the same patient ID Re-attending within 3 months - Children	32	514	6.2%	8.0%	10.9%
% of FP17s for the same patient ID Re-attending within 3 months - Adults	3	50	6.0%	12.8%	16.2%
% of FP17s for the same patient ID Re-attending between 3 & 9 months - Children	363	514	70.6%	54.7%	58.9%
% of FP17s for the same patient ID Re-attending between 3 & 9 months - Adults	8	50	16.0%	51.5%	55.2%
% of FP17s for Band 1 Urgent Courses	57	538	10.6%	8.7%	9.1%
% of FP17s Relating to Free Repair or Replacements	0	538	0.0%	0.7%	0.8%
% of FP17s Relating to Continuations	0	538	0.0%	0.8%	0.8%
% of Patients satisfied with the dentistry they have received	3	3	N/A	91.9%	92.0%
% of Patients satisfied with the time they had to wait for an appointment	3	3	N/A	85.7%	87.6%

* This is based on patients treated on this contract for their most recent course of treatment. Figures in italics indicate the base number of FP17s or Patient Questionnaire responses are less than 100. N/A is shown where the base number of responses is less than 10 during the period. % is calculated as Quantity/Base number*100

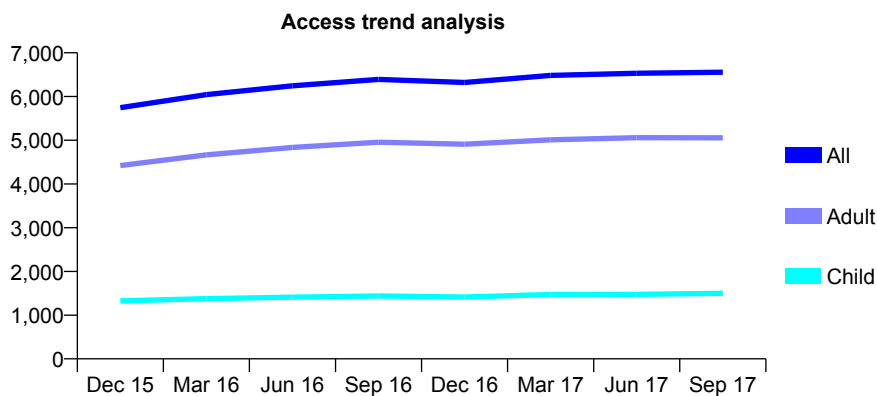
7A2 - Vital Signs At a Glance Contract Report for 153613/0001 - September 2017

Name or company name	Llannon Dental Care Ltd
Contract type name	GDS Contract
Purpose of contract	General
Contract start date	01/11/2014
Contract end date	

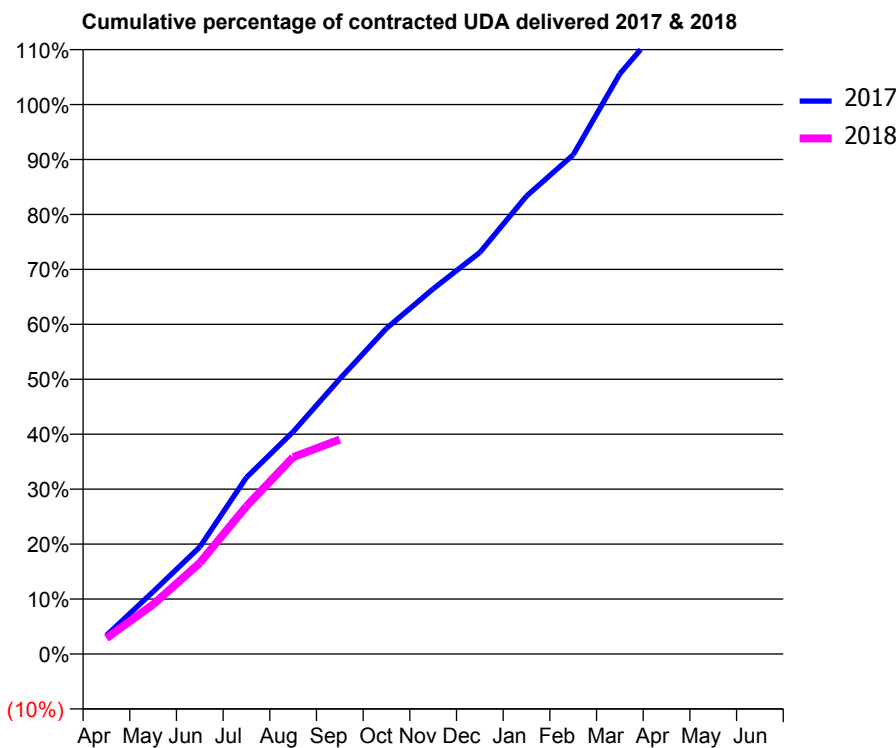
17/18 Contracted general activity (UDA)	15,296
Carry forward general activity (UDA)	0
17/18 Contracted orthodontic activity (UOA)	0
Carry forward orthodontic activity (UOA)	0
Baseline contract value	£403,977.26

ACCESS*

Patients seen in 24 months	Total	Change since previous quarter
Quarter ending September 2016	6,393	
Quarter ending December 2016	6,322	↓
Quarter ending March 2017	6,482	↑
Quarter ending June 2017	6,533	→
Quarter ending September 2017	6,556	→
Variance since September 2016	2.5%	↑



ACTIVITY



Month	Adjusted Scheduled Activity (UDA)	
	2017	2018
April	518	438
May	1,735	1,378
June	2,979	2,536
July	4,915	4,116
August	6,184	5,480
September	7,661	5,969
October	9,065	
November	10,163	
December	11,178	
January	12,748	
February	13,896	
March	16,152	
April	17,659	
May	17,661	
June	17,710	

QUALITY

	Quantity	Base Number	Contract	LHB	Wales
% of FP17s for the same patient ID Re-attending within 3 months - Children	91	1,032	8.8%	8.0%	10.9%
% of FP17s for the same patient ID Re-attending within 3 months - Adults	411	3,253	12.6%	12.8%	16.2%
% of FP17s for the same patient ID Re-attending between 3 & 9 months - Children	521	1,032	50.5%	54.7%	58.9%
% of FP17s for the same patient ID Re-attending between 3 & 9 months - Adults	1,560	3,253	48.0%	51.5%	55.2%
% of FP17s for Band 1 Urgent Courses	400	3,441	11.6%	8.7%	9.1%
% of FP17s Relating to Free Repair or Replacements	29	3,441	0.8%	0.7%	0.8%
% of FP17s Relating to Continuations	20	3,441	0.6%	0.8%	0.8%
% of Patients satisfied with the dentistry they have received	41	46	89.1%	91.9%	92.0%
% of Patients satisfied with the time they had to wait for an appointment	35	46	76.1%	85.7%	87.6%

* This is based on patients treated on this contract for their most recent course of treatment. Figures in italics indicate the base number of FP17s or Patient Questionnaire responses are less than 100. N/A is shown where the base number of responses is less than 10 during the period. % is calculated as Quantity/Base number*100

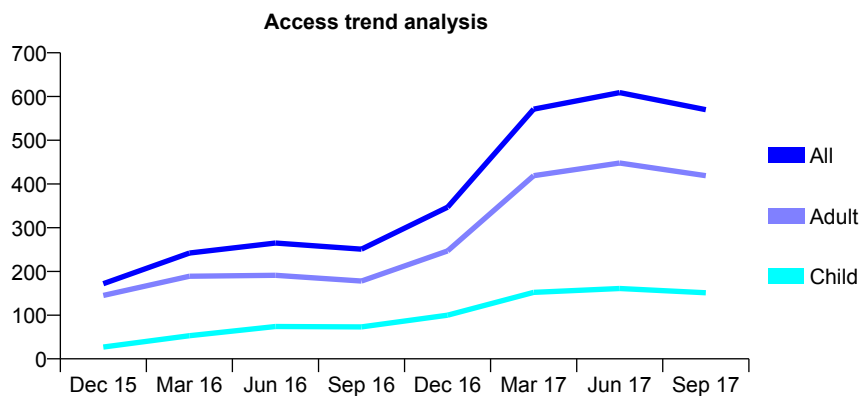
7A2 - Vital Signs At a Glance Contract Report for 153613/0002 - September 2017

Name or company name	Llannon Dental Care Ltd
Contract type name	GDS Contract
Purpose of contract	General
Contract start date	01/11/2014
Contract end date	

17/18 Contracted general activity (UDA)	2,500
Carry forward general activity (UDA)	0
17/18 Contracted orthodontic activity (UOA)	0
Carry forward orthodontic activity (UOA)	0
Baseline contract value	£83,144.07

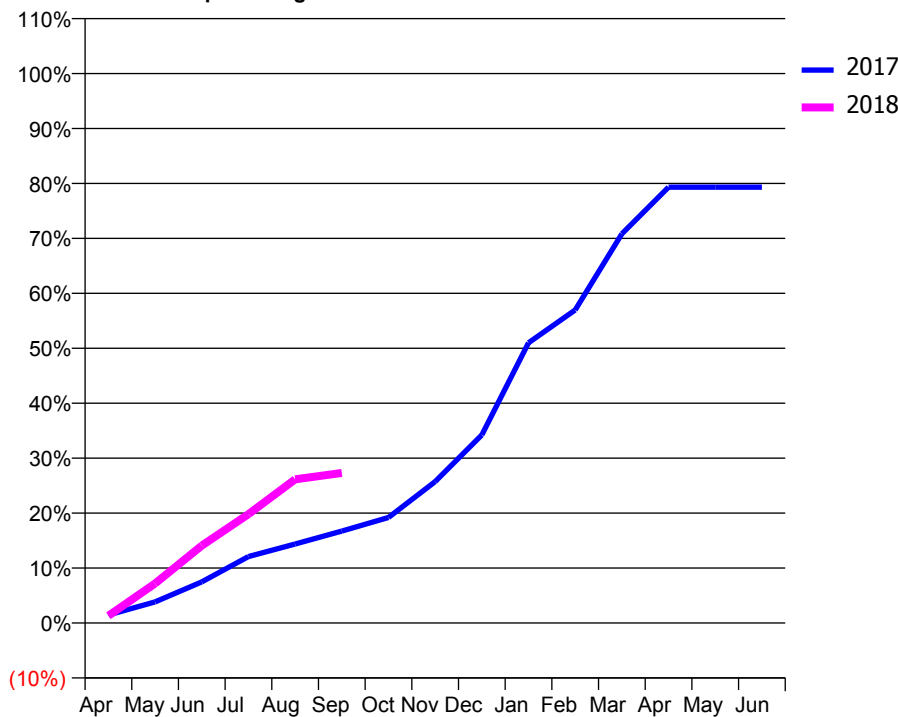
ACCESS*

Patients seen in 24 months	Total	Change since previous quarter
Quarter ending September 2016	251	
Quarter ending December 2016	347	↑
Quarter ending March 2017	571	↑
Quarter ending June 2017	609	↑
Quarter ending September 2017	570	↓
Variance since September 2016	127.1%	↑



ACTIVITY

Cumulative percentage of contracted UDA delivered 2017 & 2018



Adjusted Scheduled Activity (UDA)

Month	2017	2018
April	37	33
May	96	180
June	187	352
July	302	496
August	359	654
September	419	683
October	480	
November	643	
December	856	
January	1,275	
February	1,424	
March	1,771	
April	1,983	
May	1,983	
June	1,983	

QUALITY

	Quantity	Base Number	Contract	LHB	Wales
% of FP17s for the same patient ID Re-attending within 3 months - Children	0	81	0.0%	8.0%	10.9%
% of FP17s for the same patient ID Re-attending within 3 months - Adults	2	225	0.9%	12.8%	16.2%
% of FP17s for the same patient ID Re-attending between 3 & 9 months - Children	0	81	0.0%	54.7%	58.9%
% of FP17s for the same patient ID Re-attending between 3 & 9 months - Adults	0	225	0.0%	51.5%	55.2%
% of FP17s for Band 1 Urgent Courses	4	234	1.7%	8.7%	9.1%
% of FP17s Relating to Free Repair or Replacements	0	234	0.0%	0.7%	0.8%
% of FP17s Relating to Continuations	0	234	0.0%	0.8%	0.8%
% of Patients satisfied with the dentistry they have received	4	5	N/A	91.9%	92.0%
% of Patients satisfied with the time they had to wait for an appointment	4	5	N/A	85.7%	87.6%

* This is based on patients treated on this contract for their most recent course of treatment. Figures in italics indicate the base number of FP17s or Patient Questionnaire responses are less than 100. N/A is shown where the base number of responses is less than 10 during the period. % is calculated as Quantity/Base number*100

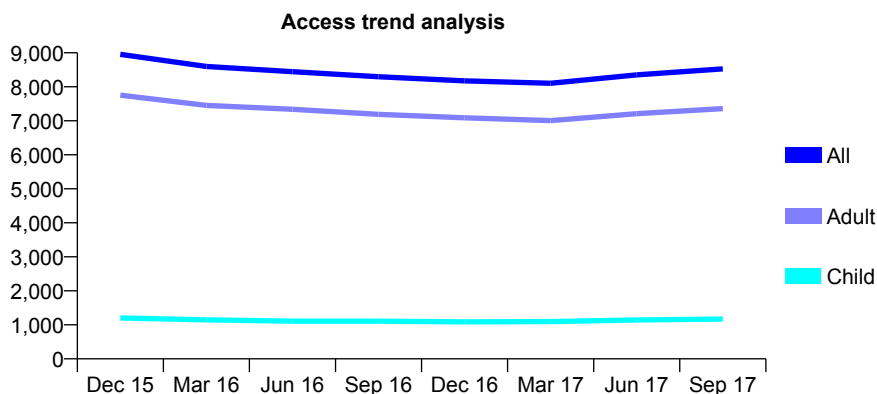
7A2 - Vital Signs At a Glance Contract Report for 157066/0001 - September 2017

Name or company name	Intergrated Dental Holdings
Contract type name	GDS Contract
Purpose of contract	General
Contract start date	01/04/2006
Contract end date	

17/18 Contracted general activity (UDA)	37,500
Carry forward general activity (UDA)	0
17/18 Contracted orthodontic activity (UOA)	0
Carry forward orthodontic activity (UOA)	0
Baseline contract value	£869,385.40

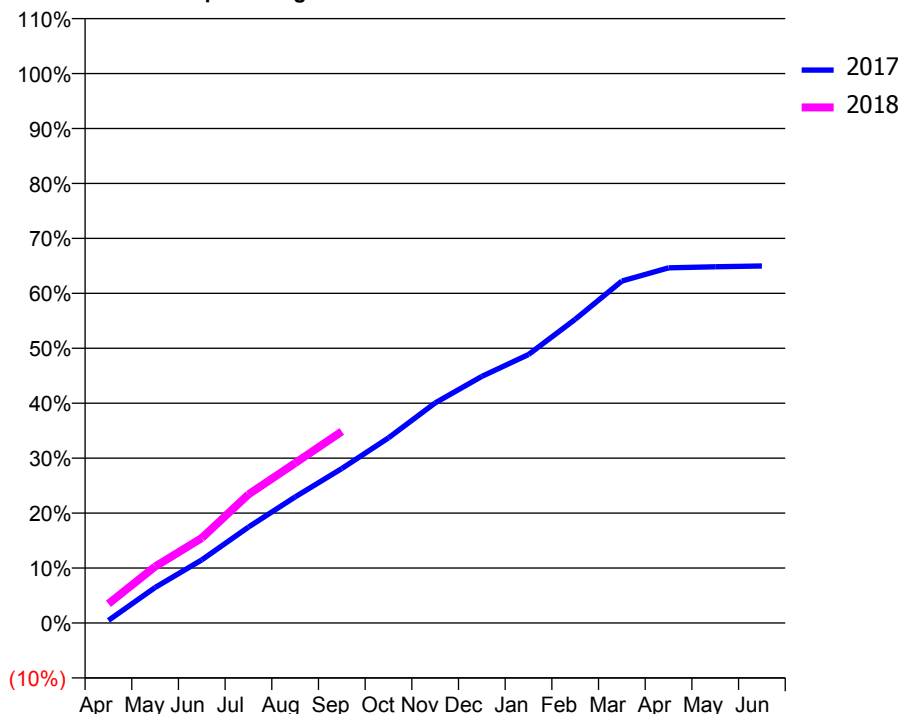
ACCESS*

Patients seen in 24 months	Total	Change since previous quarter
Quarter ending September 2016	8,298	
Quarter ending December 2016	8,175	↓
Quarter ending March 2017	8,103	→
Quarter ending June 2017	8,350	↑
Quarter ending September 2017	8,529	↑
Variance since September 2016	2.8%	↑



ACTIVITY

Cumulative percentage of contracted UDA delivered 2017 & 2018



Month	Adjusted Scheduled Activity (UDA)	
	2017	2018
April	180	1,312
May	2,424	3,853
June	4,305	5,806
July	6,544	8,776
August	8,608	10,911
September	10,543	13,068
October	12,635	
November	15,024	
December	16,833	
January	18,319	
February	20,725	
March	23,335	
April	24,237	
May	24,313	
June	24,363	

QUALITY

	Quantity	Base Number	Contract	LHB	Wales
% of FP17s for the same patient ID Re-attending within 3 months - Children	45	876	5.1%	8.0%	10.9%
% of FP17s for the same patient ID Re-attending within 3 months - Adults	671	5,538	12.1%	12.8%	16.2%
% of FP17s for the same patient ID Re-attending between 3 & 9 months - Children	454	876	51.8%	54.7%	58.9%
% of FP17s for the same patient ID Re-attending between 3 & 9 months - Adults	2,842	5,538	51.3%	51.5%	55.2%
% of FP17s for Band 1 Urgent Courses	598	5,974	10.0%	8.7%	9.1%
% of FP17s Relating to Free Repair or Replacements	65	5,974	1.1%	0.7%	0.8%
% of FP17s Relating to Continuations	33	5,974	0.6%	0.8%	0.8%
% of Patients satisfied with the dentistry they have received	109	124	87.9%	91.9%	92.0%
% of Patients satisfied with the time they had to wait for an appointment	98	124	79.0%	85.7%	87.6%

* This is based on patients treated on this contract for their most recent course of treatment. Figures in italics indicate the base number of FP17s or Patient Questionnaire responses are less than 100. N/A is shown where the base number of responses is less than 10 during the period. % is calculated as Quantity/Base number*100

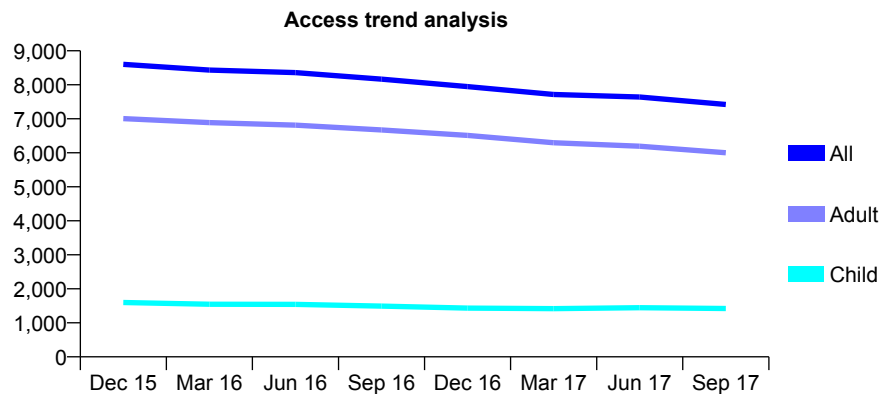
7A2 - Vital Signs At a Glance Contract Report for 158194/0006 - September 2017

Name or company name	Denticare Ltd
Contract type name	GDS Contract
Purpose of contract	General
Contract start date	01/04/2006
Contract end date	

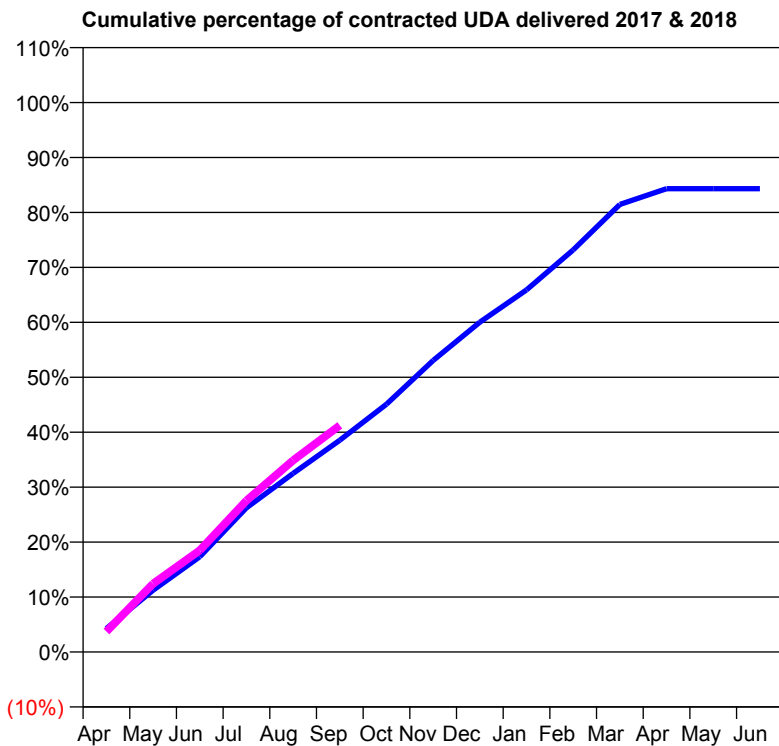
17/18 Contracted general activity (UDA)	23,363
Carry forward general activity (UDA)	0
17/18 Contracted orthodontic activity (UOA)	0
Carry forward orthodontic activity (UOA)	0
Baseline contract value	£654,416.96

ACCESS*

Patients seen in 24 months	Total	Change since previous quarter
Quarter ending September 2016	8,165	
Quarter ending December 2016	7,948	↓
Quarter ending March 2017	7,714	↓
Quarter ending June 2017	7,643	→
Quarter ending September 2017	7,423	↓
Variance since September 2016	(9.1%)	↓



ACTIVITY



Month	Adjusted Scheduled Activity (UDA)	
	2017	2018
April	1,128	873
May	2,962	2,906
June	4,572	4,322
July	6,916	6,437
August	8,571	8,151
September	10,165	9,637
October	11,891	
November	13,985	
December	15,823	
January	17,374	
February	19,288	
March	21,473	
April	22,228	
May	22,225	
June	22,230	

QUALITY

	Quantity	Base Number	Contract	LHB	Wales
% of FP17s for the same patient ID Re-attending within 3 months - Children	65	1,090	6.0%	8.0%	10.9%
% of FP17s for the same patient ID Re-attending within 3 months - Adults	557	4,272	13.0%	12.8%	16.2%
% of FP17s for the same patient ID Re-attending between 3 & 9 months - Children	670	1,090	61.5%	54.7%	58.9%
% of FP17s for the same patient ID Re-attending between 3 & 9 months - Adults	2,575	4,272	60.3%	51.5%	55.2%
% of FP17s for Band 1 Urgent Courses	376	5,016	7.5%	8.7%	9.1%
% of FP17s Relating to Free Repair or Replacements	25	5,016	0.5%	0.7%	0.8%
% of FP17s Relating to Continuations	59	5,016	1.2%	0.8%	0.8%
% of Patients satisfied with the dentistry they have received	79	84	94.0%	91.9%	92.0%
% of Patients satisfied with the time they had to wait for an appointment	70	84	83.3%	85.7%	87.6%

* This is based on patients treated on this contract for their most recent course of treatment. Figures in italics indicate the base number of FP17s or Patient Questionnaire responses are less than 100. N/A is shown where the base number of responses is less than 10 during the period. % is calculated as Quantity/Base number*100

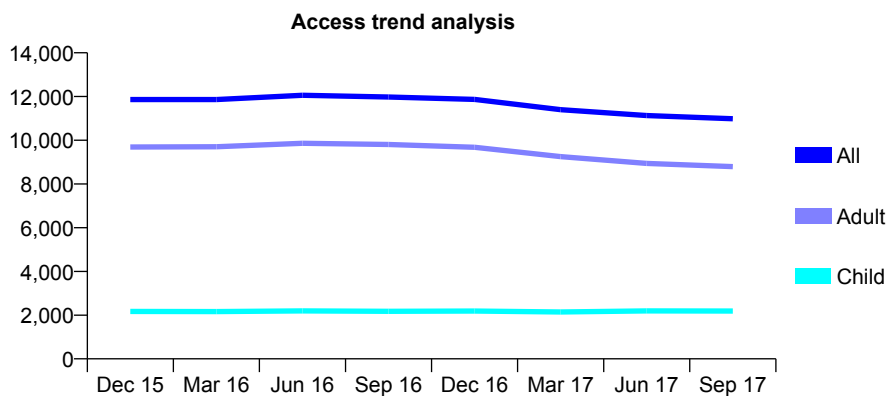
7A2 - Vital Signs At a Glance Contract Report for 158194/0012 - September 2017

Name or company name	Denticare Ltd
Contract type name	GDS Contract
Purpose of contract	General
Contract start date	02/08/2006
Contract end date	

17/18 Contracted general activity (UDA)	33,000
Carry forward general activity (UDA)	0
17/18 Contracted orthodontic activity (UOA)	0
Carry forward orthodontic activity (UOA)	0
Baseline contract value	£924,396.79

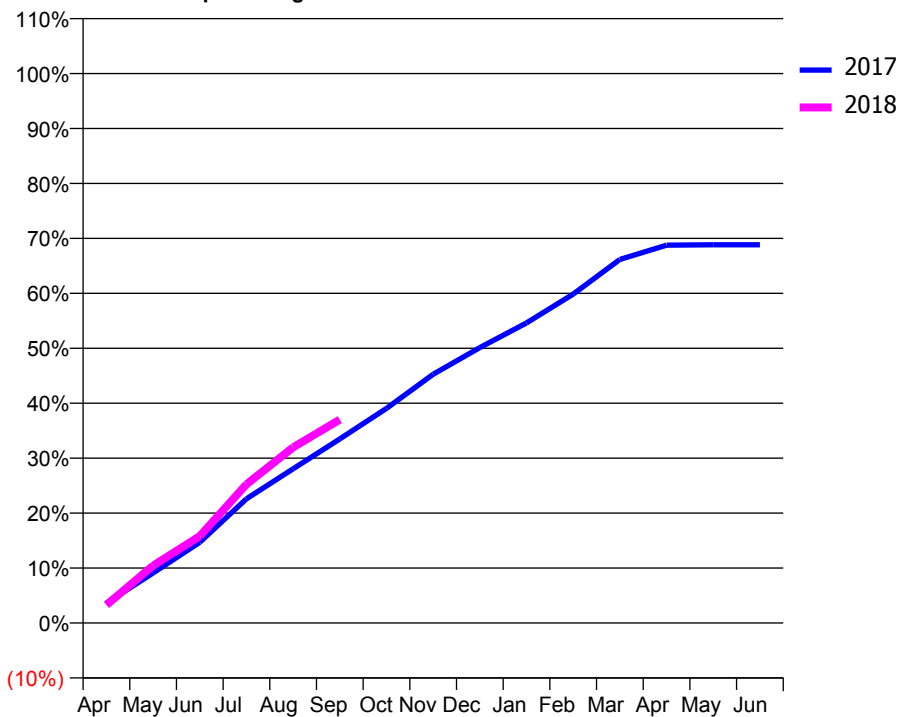
ACCESS*

Patients seen in 24 months	Total	Change since previous quarter
Quarter ending September 2016	11,976	
Quarter ending December 2016	11,866	→
Quarter ending March 2017	11,397	↓
Quarter ending June 2017	11,129	↓
Quarter ending September 2017	10,982	↓
Variance since September 2016	(8.3%)	↓



ACTIVITY

Cumulative percentage of contracted UDA delivered 2017 & 2018



Month	Adjusted Scheduled Activity (UDA)	
	2017	2018
April	1,636	1,088
May	4,105	3,449
June	6,610	5,215
July	10,174	8,335
August	12,627	10,550
September	15,071	12,217
October	17,574	
November	20,375	
December	22,551	
January	24,578	
February	26,933	
March	29,768	
April	30,941	
May	30,979	
June	30,979	

QUALITY

	Quantity	Base Number	Contract	LHB	Wales
% of FP17s for the same patient ID Re-attending within 3 months - Children	88	1,418	6.2%	8.0%	10.9%
% of FP17s for the same patient ID Re-attending within 3 months - Adults	789	5,692	13.9%	12.8%	16.2%
% of FP17s for the same patient ID Re-attending between 3 & 9 months - Children	614	1,418	43.3%	54.7%	58.9%
% of FP17s for the same patient ID Re-attending between 3 & 9 months - Adults	2,929	5,692	51.5%	51.5%	55.2%
% of FP17s for Band 1 Urgent Courses	770	6,579	11.7%	8.7%	9.1%
% of FP17s Relating to Free Repair or Replacements	18	6,579	0.3%	0.7%	0.8%
% of FP17s Relating to Continuations	42	6,579	0.6%	0.8%	0.8%
% of Patients satisfied with the dentistry they have received	83	87	95.4%	91.9%	92.0%
% of Patients satisfied with the time they had to wait for an appointment	70	87	80.5%	85.7%	87.6%

* This is based on patients treated on this contract for their most recent course of treatment. Figures in italics indicate the base number of FP17s or Patient Questionnaire responses are less than 100. N/A is shown where the base number of responses is less than 10 during the period. % is calculated as Quantity/Base number*100

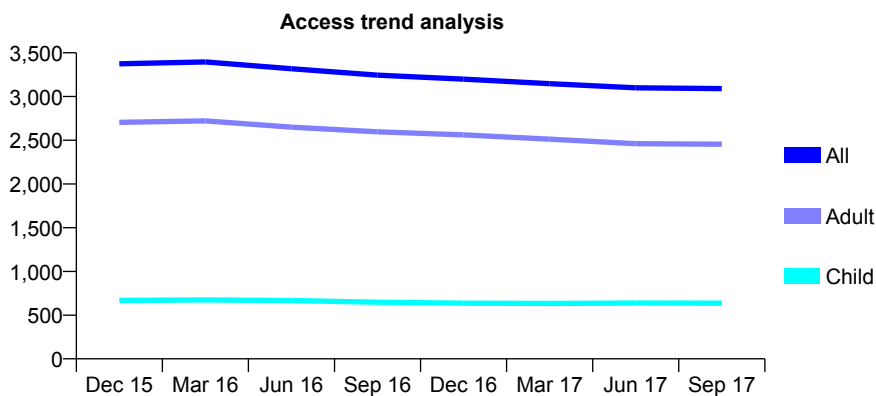
7A2 - Vital Signs At a Glance Contract Report for 158194/0019 - September 2017

Name or company name	Denticare Ltd
Contract type name	GDS Contract
Purpose of contract	General
Contract start date	08/12/2007
Contract end date	

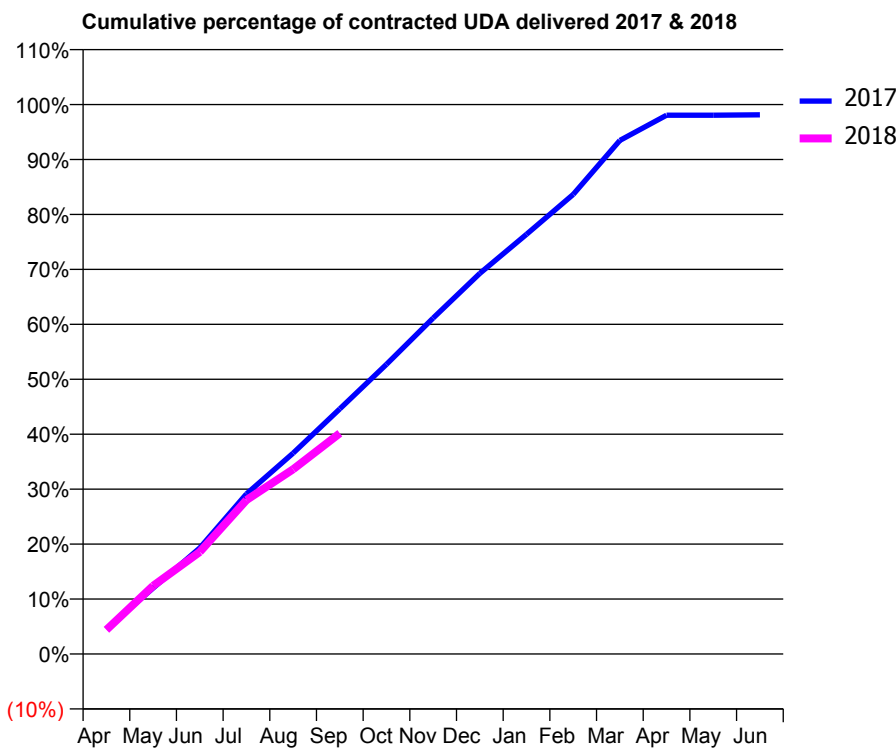
17/18 Contracted general activity (UDA)	8,487
Carry forward general activity (UDA)	0
17/18 Contracted orthodontic activity (UOA)	0
Carry forward orthodontic activity (UOA)	0
Baseline contract value	£215,697.70

ACCESS*

Patients seen in 24 months	Total	Change since previous quarter
Quarter ending September 2016	3,245	
Quarter ending December 2016	3,199	↓
Quarter ending March 2017	3,147	↓
Quarter ending June 2017	3,099	↓
Quarter ending September 2017	3,091	→
Variance since September 2016	(4.7%)	↓



ACTIVITY



Month	Adjusted Scheduled Activity (UDA)	
	2017	2018
April	389	374
May	1,019	1,054
June	1,638	1,577
July	2,472	2,379
August	3,102	2,854
September	3,786	3,409
October	4,475	
November	5,188	
December	5,880	
January	6,483	
February	7,097	
March	7,933	
April	8,321	
May	8,322	
June	8,328	

QUALITY

	Quantity	Base Number	Contract	LHB	Wales
% of FP17s for the same patient ID Re-attending within 3 months - Children	21	426	4.9%	8.0%	10.9%
% of FP17s for the same patient ID Re-attending within 3 months - Adults	108	1,452	7.4%	12.8%	16.2%
% of FP17s for the same patient ID Re-attending between 3 & 9 months - Children	199	426	46.7%	54.7%	58.9%
% of FP17s for the same patient ID Re-attending between 3 & 9 months - Adults	718	1,452	49.4%	51.5%	55.2%
% of FP17s for Band 1 Urgent Courses	63	1,700	3.7%	8.7%	9.1%
% of FP17s Relating to Free Repair or Replacements	0	1,700	0.0%	0.7%	0.8%
% of FP17s Relating to Continuations	14	1,700	0.8%	0.8%	0.8%
% of Patients satisfied with the dentistry they have received	19	20	95.0%	91.9%	92.0%
% of Patients satisfied with the time they had to wait for an appointment	19	20	95.0%	85.7%	87.6%

* This is based on patients treated on this contract for their most recent course of treatment. Figures in italics indicate the base number of FP17s or Patient Questionnaire responses are less than 100. N/A is shown where the base number of responses is less than 10 during the period. % is calculated as Quantity/Base number*100

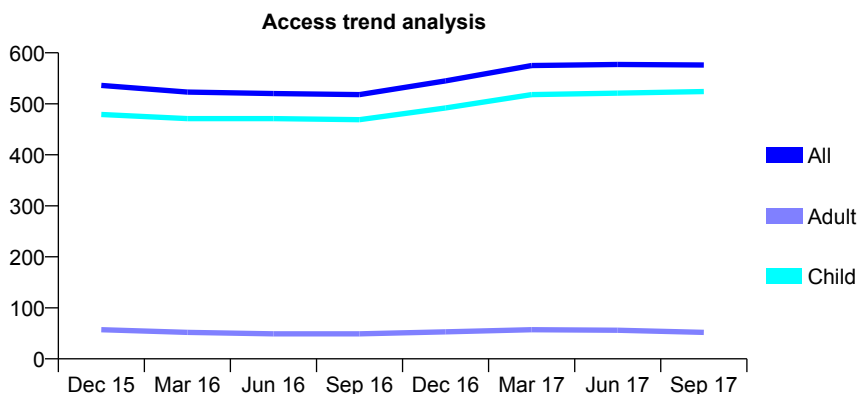
7A2 - Vital Signs At a Glance Contract Report for 158666/0001 - September 2017

Name or company name	Dew Street Dental Practice Limited
Contract type name	GDS Contract
Purpose of contract	General
Contract start date	01/04/2012
Contract end date	

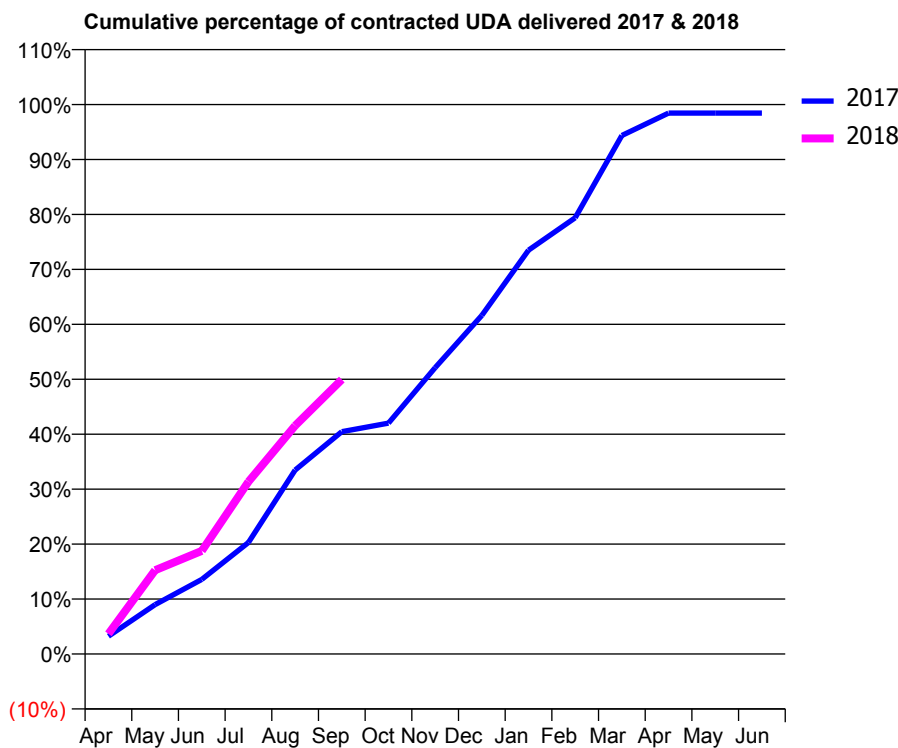
17/18 Contracted general activity (UDA)	1,393
Carry forward general activity (UDA)	0
17/18 Contracted orthodontic activity (UOA)	0
Carry forward orthodontic activity (UOA)	0
Baseline contract value	£39,040.74

ACCESS*

Patients seen in 24 months	Total	Change since previous quarter
Quarter ending September 2016	518	
Quarter ending December 2016	545	↑
Quarter ending March 2017	575	↑
Quarter ending June 2017	577	→
Quarter ending September 2017	576	→
Variance since September 2016	11.2%	↑



ACTIVITY



Month	Adjusted Scheduled Activity (UDA)	
	2017	2018
April	45	51
May	125	212
June	189	262
July	283	437
August	466	579
September	564	696
October	585	
November	726	
December	859	
January	1,024	
February	1,106	
March	1,314	
April	1,371	
May	1,371	
June	1,371	

QUALITY

	Quantity	Base Number	Contract	LHB	Wales
% of FP17s for the same patient ID Re-attending within 3 months - Children	78	611	12.8%	8.0%	10.9%
% of FP17s for the same patient ID Re-attending within 3 months - Adults	1	1	100.0%	12.8%	16.2%
% of FP17s for the same patient ID Re-attending between 3 & 9 months - Children	437	611	71.5%	54.7%	58.9%
% of FP17s for the same patient ID Re-attending between 3 & 9 months - Adults	0	1	0.0%	51.5%	55.2%
% of FP17s for Band 1 Urgent Courses	25	571	4.4%	8.7%	9.1%
% of FP17s Relating to Free Repair or Replacements	0	571	0.0%	0.7%	0.8%
% of FP17s Relating to Continuations	0	571	0.0%	0.8%	0.8%
% of Patients satisfied with the dentistry they have received	2	3	N/A	91.9%	92.0%
% of Patients satisfied with the time they had to wait for an appointment	1	3	N/A	85.7%	87.6%

* This is based on patients treated on this contract for their most recent course of treatment. Figures in italics indicate the base number of FP17s or Patient Questionnaire responses are less than 100. N/A is shown where the base number of responses is less than 10 during the period. % is calculated as Quantity/Base number*100

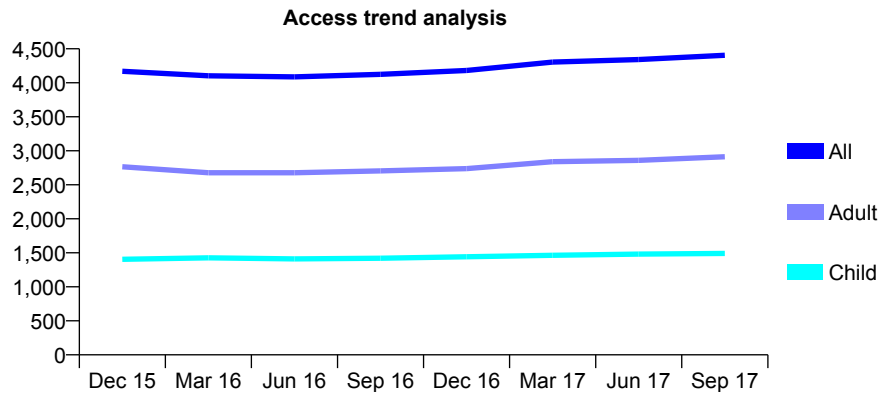
7A2 - Vital Signs At a Glance Contract Report for 163449/0001 - September 2017

Name or company name	Portland Street Dental Practice
Contract type name	GDS Contract
Purpose of contract	General
Contract start date	01/04/2010
Contract end date	

17/18 Contracted general activity (UDA)	9,812
Carry forward general activity (UDA)	0
17/18 Contracted orthodontic activity (UOA)	0
Carry forward orthodontic activity (UOA)	0
Baseline contract value	£360,646.44

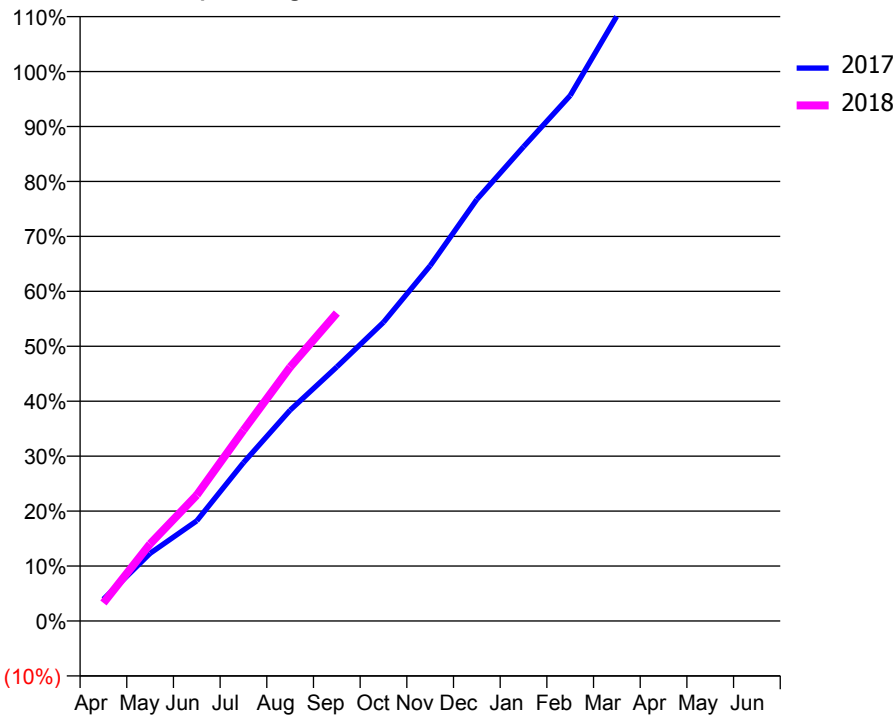
ACCESS*

Patients seen in 24 months	Total	Change since previous quarter
Quarter ending September 2016	4,125	
Quarter ending December 2016	4,181	→
Quarter ending March 2017	4,305	↑
Quarter ending June 2017	4,342	→
Quarter ending September 2017	4,405	→
Variance since September 2016	6.8%	↑



ACTIVITY

Cumulative percentage of contracted UDA delivered 2017 & 2018



Month	Adjusted Scheduled Activity (UDA)	
	2017	2018
April	388	322
May	1,207	1,377
June	1,790	2,249
July	2,829	3,405
August	3,765	4,535
September	4,538	5,500
October	5,335	
November	6,345	
December	7,528	
January	8,467	
February	9,383	
March	10,803	
April	11,280	
May	11,259	
June	11,262	

QUALITY

	Quantity	Base Number	Contract	LHB	Wales
% of FP17s for the same patient ID Re-attending within 3 months - Children	75	1,287	5.8%	8.0%	10.9%
% of FP17s for the same patient ID Re-attending within 3 months - Adults	202	1,975	10.2%	12.8%	16.2%
% of FP17s for the same patient ID Re-attending between 3 & 9 months - Children	902	1,287	70.1%	54.7%	58.9%
% of FP17s for the same patient ID Re-attending between 3 & 9 months - Adults	1,158	1,975	58.6%	51.5%	55.2%
% of FP17s for Band 1 Urgent Courses	221	3,025	7.3%	8.7%	9.1%
% of FP17s Relating to Free Repair or Replacements	21	3,025	0.7%	0.7%	0.8%
% of FP17s Relating to Continuations	2	3,025	0.1%	0.8%	0.8%
% of Patients satisfied with the dentistry they have received	44	47	93.6%	91.9%	92.0%
% of Patients satisfied with the time they had to wait for an appointment	43	47	91.5%	85.7%	87.6%

* This is based on patients treated on this contract for their most recent course of treatment. Figures in italics indicate the base number of FP17s or Patient Questionnaire responses are less than 100. N/A is shown where the base number of responses is less than 10 during the period. % is calculated as Quantity/Base number*100

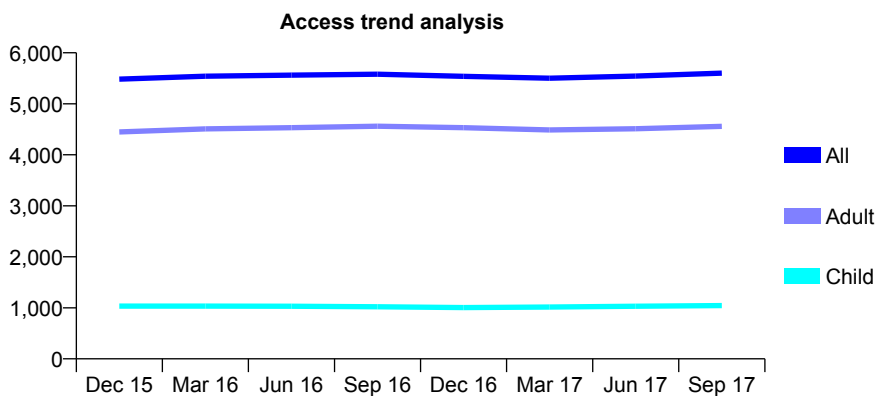
7A2 - Vital Signs At a Glance Contract Report for 164496/0001 - September 2017

Name or company name	My Dentist
Contract type name	GDS Contract
Purpose of contract	General
Contract start date	29/03/2010
Contract end date	

17/18 Contracted general activity (UDA)	15,051
Carry forward general activity (UDA)	0
17/18 Contracted orthodontic activity (UOA)	0
Carry forward orthodontic activity (UOA)	0
Baseline contract value	£539,650.57

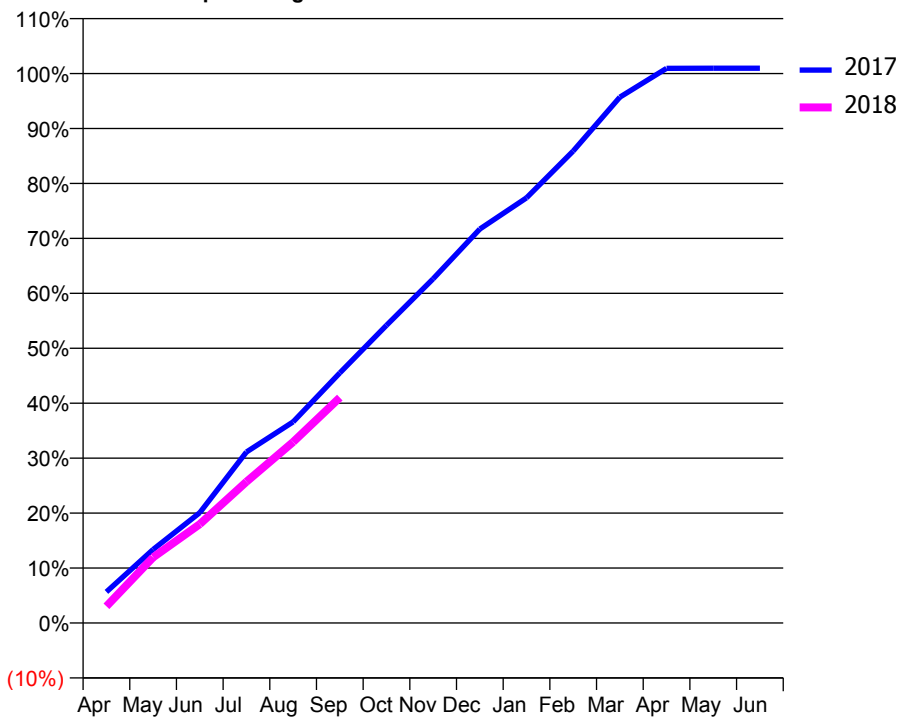
ACCESS*

Patients seen in 24 months	Total	Change since previous quarter
Quarter ending September 2016	5,581	
Quarter ending December 2016	5,538	→
Quarter ending March 2017	5,503	→
Quarter ending June 2017	5,543	→
Quarter ending September 2017	5,601	→
Variance since September 2016	0.4%	→



ACTIVITY

Cumulative percentage of contracted UDA delivered 2017 & 2018



Month	Adjusted Scheduled Activity (UDA)	
	2017	2018
April	854	459
May	2,015	1,797
June	3,021	2,710
July	4,684	3,870
August	5,509	4,959
September	6,849	6,175
October	8,153	
November	9,430	
December	10,793	
January	11,645	
February	12,927	
March	14,404	
April	15,192	
May	15,194	
June	15,194	

QUALITY

	Quantity	Base Number	Contract	LHB	Wales
% of FP17s for the same patient ID Re-attending within 3 months - Children	37	704	5.3%	8.0%	10.9%
% of FP17s for the same patient ID Re-attending within 3 months - Adults	470	2,896	16.2%	12.8%	16.2%
% of FP17s for the same patient ID Re-attending between 3 & 9 months - Children	296	704	42.0%	54.7%	58.9%
% of FP17s for the same patient ID Re-attending between 3 & 9 months - Adults	967	2,896	33.4%	51.5%	55.2%
% of FP17s for Band 1 Urgent Courses	469	3,230	14.5%	8.7%	9.1%
% of FP17s Relating to Free Repair or Replacements	36	3,230	1.1%	0.7%	0.8%
% of FP17s Relating to Continuations	63	3,230	2.0%	0.8%	0.8%
% of Patients satisfied with the dentistry they have received	51	58	87.9%	91.9%	92.0%
% of Patients satisfied with the time they had to wait for an appointment	45	58	77.6%	85.7%	87.6%

* This is based on patients treated on this contract for their most recent course of treatment. Figures in italics indicate the base number of FP17s or Patient Questionnaire responses are less than 100. N/A is shown where the base number of responses is less than 10 during the period. % is calculated as Quantity/Base number*100

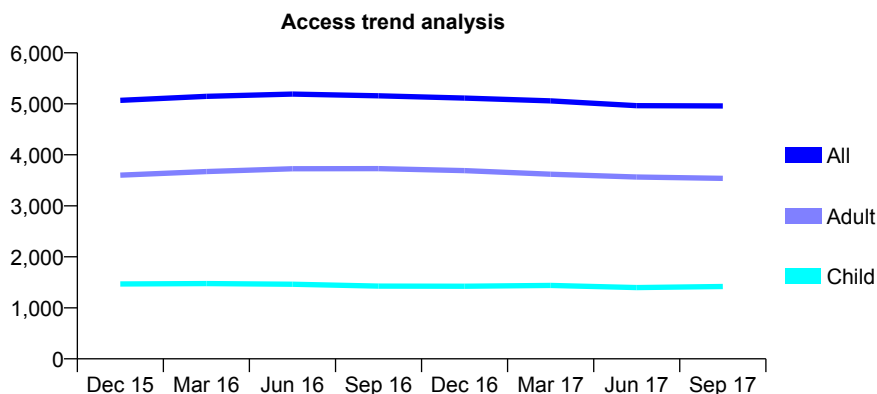
7A2 - Vital Signs At a Glance Contract Report for 166820/0001 - September 2017

Name or company name	Dr N Patel, Dr J Rai and Dr N Kernahan
Contract type name	GDS Contract
Purpose of contract	General
Contract start date	01/04/2006
Contract end date	

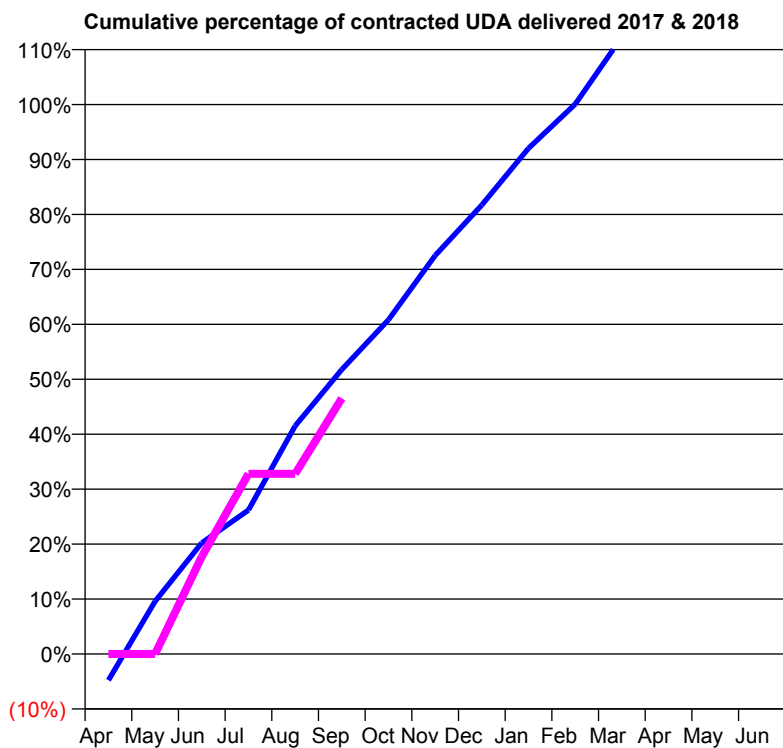
17/18 Contracted general activity (UDA)	11,550
Carry forward general activity (UDA)	0
17/18 Contracted orthodontic activity (UOA)	0
Carry forward orthodontic activity (UOA)	0
Baseline contract value	£329,335.03

ACCESS*

Patients seen in 24 months	Total	Change since previous quarter
Quarter ending September 2016	5,156	
Quarter ending December 2016	5,113	→
Quarter ending March 2017	5,057	↓
Quarter ending June 2017	4,963	↓
Quarter ending September 2017	4,958	→
Variance since September 2016	(3.8%)	↓



ACTIVITY



Month	Adjusted Scheduled Activity (UDA)	
	2017	2018
April	-554	0
May	1,109	0
June	2,336	2,048
July	3,025	3,787
August	4,796	3,787
September	5,980	5,375
October	7,026	
November	8,378	
December	9,439	
January	10,631	
February	11,556	
March	12,967	
April	13,807	
May	13,807	
June	13,808	

QUALITY

	Quantity	Base Number	Contract	LHB	Wales
% of FP17s for the same patient ID Re-attending within 3 months - Children	69	940	7.3%	8.0%	10.9%
% of FP17s for the same patient ID Re-attending within 3 months - Adults	391	2,344	16.7%	12.8%	16.2%
% of FP17s for the same patient ID Re-attending between 3 & 9 months - Children	508	940	54.0%	54.7%	58.9%
% of FP17s for the same patient ID Re-attending between 3 & 9 months - Adults	1,217	2,344	51.9%	51.5%	55.2%
% of FP17s for Band 1 Urgent Courses	248	2,841	8.7%	8.7%	9.1%
% of FP17s Relating to Free Repair or Replacements	21	2,841	0.7%	0.7%	0.8%
% of FP17s Relating to Continuations	63	2,841	2.2%	0.8%	0.8%
% of Patients satisfied with the dentistry they have received	19	19	100.0%	91.9%	92.0%
% of Patients satisfied with the time they had to wait for an appointment	19	19	100.0%	85.7%	87.6%

* This is based on patients treated on this contract for their most recent course of treatment. Figures in italics indicate the base number of FP17s or Patient Questionnaire responses are less than 100. N/A is shown where the base number of responses is less than 10 during the period. % is calculated as Quantity/Base number*100

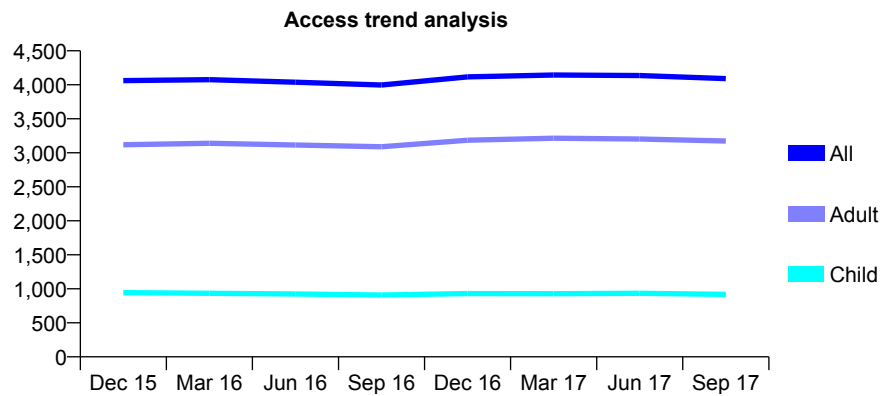
7A2 - Vital Signs At a Glance Contract Report for 169226/0001 - September 2017

Name or company name	Dr. N Patel, J Rai & Dr. N Kernahan
Contract type name	GDS Contract
Purpose of contract	General
Contract start date	01/08/2007
Contract end date	

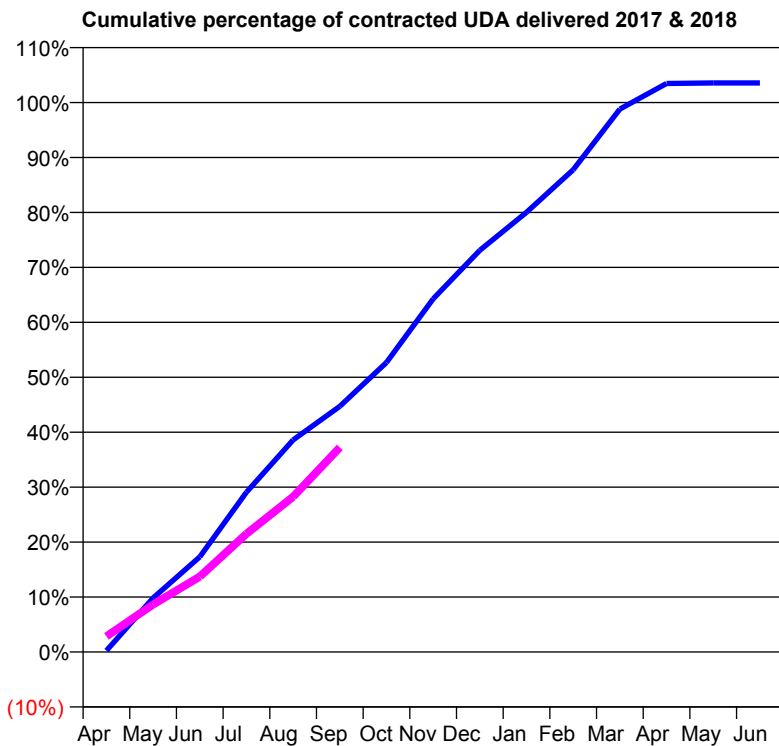
17/18 Contracted general activity (UDA)	14,065
Carry forward general activity (UDA)	0
17/18 Contracted orthodontic activity (UOA)	0
Carry forward orthodontic activity (UOA)	0
Baseline contract value	£387,642.97

ACCESS*

Patients seen in 24 months	Total	Change since previous quarter
Quarter ending September 2016	3,998	
Quarter ending December 2016	4,116	↑
Quarter ending March 2017	4,144	→
Quarter ending June 2017	4,137	→
Quarter ending September 2017	4,091	↓
Variance since September 2016	2.3%	↑



ACTIVITY



Month	Adjusted Scheduled Activity (UDA)	
	2017	2018
April	37	400
May	1,382	1,217
June	2,434	1,930
July	4,091	3,026
August	5,430	3,974
September	6,287	5,237
October	7,413	
November	9,039	
December	10,283	
January	11,253	
February	12,343	
March	13,895	
April	14,553	
May	14,565	
June	14,565	

QUALITY

	Quantity	Base Number	Contract	LHB	Wales
% of FP17s for the same patient ID Re-attending within 3 months - Children	53	652	8.1%	8.0%	10.9%
% of FP17s for the same patient ID Re-attending within 3 months - Adults	376	2,510	15.0%	12.8%	16.2%
% of FP17s for the same patient ID Re-attending between 3 & 9 months - Children	426	652	65.3%	54.7%	58.9%
% of FP17s for the same patient ID Re-attending between 3 & 9 months - Adults	1,684	2,510	67.1%	51.5%	55.2%
% of FP17s for Band 1 Urgent Courses	163	2,842	5.7%	8.7%	9.1%
% of FP17s Relating to Free Repair or Replacements	52	2,842	1.8%	0.7%	0.8%
% of FP17s Relating to Continuations	72	2,842	2.5%	0.8%	0.8%
% of Patients satisfied with the dentistry they have received	36	39	92.3%	91.9%	92.0%
% of Patients satisfied with the time they had to wait for an appointment	36	39	92.3%	85.7%	87.6%

* This is based on patients treated on this contract for their most recent course of treatment. Figures in italics indicate the base number of FP17s or Patient Questionnaire responses are less than 100. N/A is shown where the base number of responses is less than 10 during the period. % is calculated as Quantity/Base number*100

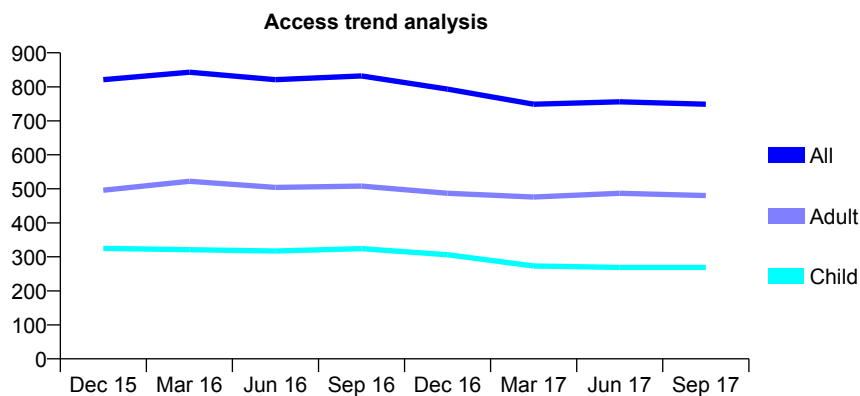
7A2 - Vital Signs At a Glance Contract Report for 172243/0001 - September 2017

Name or company name	West Street Dental Practice Limited
Contract type name	GDS Contract
Purpose of contract	General
Contract start date	01/04/2011
Contract end date	

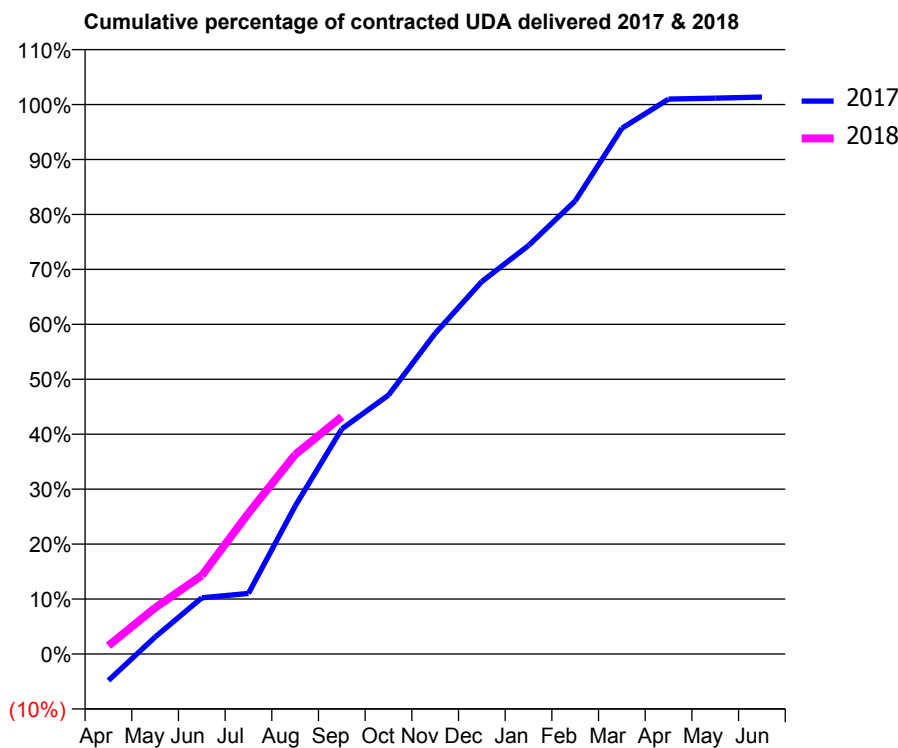
17/18 Contracted general activity (UDA)	2,192
Carry forward general activity (UDA)	0
17/18 Contracted orthodontic activity (UOA)	0
Carry forward orthodontic activity (UOA)	0
Baseline contract value	£60,344.34

ACCESS*

Patients seen in 24 months	Total	Change since previous quarter
Quarter ending September 2016	832	
Quarter ending December 2016	793	↓
Quarter ending March 2017	749	↓
Quarter ending June 2017	756	→
Quarter ending September 2017	749	→
Variance since September 2016	(10.0%)	↓



ACTIVITY



Month	Adjusted Scheduled Activity (UDA)	
	2017	2018
April	-106	33
May	68	184
June	224	313
July	242	562
August	590	796
September	898	947
October	1,033	
November	1,279	
December	1,486	
January	1,630	
February	1,807	
March	2,097	
April	2,213	
May	2,217	
June	2,221	

QUALITY

	Quantity	Base Number	Contract	LHB	Wales
% of FP17s for the same patient ID Re-attending within 3 months - Children	17	202	8.4%	8.0%	10.9%
% of FP17s for the same patient ID Re-attending within 3 months - Adults	61	358	17.0%	12.8%	16.2%
% of FP17s for the same patient ID Re-attending between 3 & 9 months - Children	143	202	70.8%	54.7%	58.9%
% of FP17s for the same patient ID Re-attending between 3 & 9 months - Adults	200	358	55.9%	51.5%	55.2%
% of FP17s for Band 1 Urgent Courses	64	502	12.7%	8.7%	9.1%
% of FP17s Relating to Free Repair or Replacements	0	502	0.0%	0.7%	0.8%
% of FP17s Relating to Continuations	0	502	0.0%	0.8%	0.8%
% of Patients satisfied with the dentistry they have received	10	10	100.0%	91.9%	92.0%
% of Patients satisfied with the time they had to wait for an appointment	9	10	90.0%	85.7%	87.6%

* This is based on patients treated on this contract for their most recent course of treatment. Figures in italics indicate the base number of FP17s or Patient Questionnaire responses are less than 100. N/A is shown where the base number of responses is less than 10 during the period. % is calculated as Quantity/Base number*100

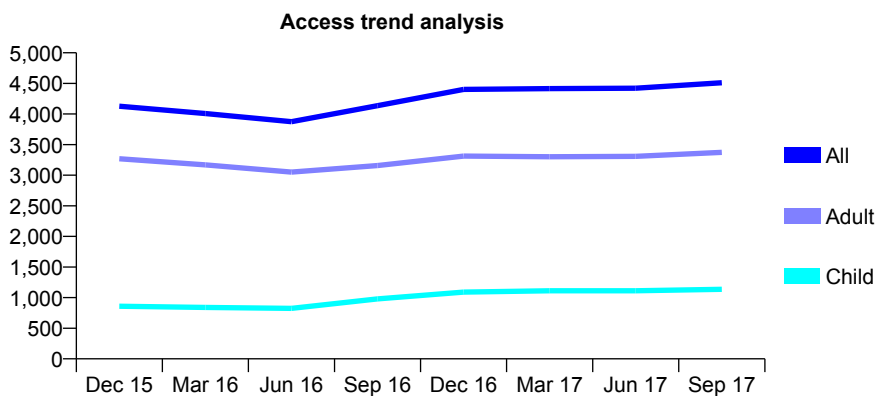
7A2 - Vital Signs At a Glance Contract Report for 175714/0001 - September 2017

Name or company name	MSC Universal Limited
Contract type name	GDS Contract
Purpose of contract	General
Contract start date	01/12/2010
Contract end date	

17/18 Contracted general activity (UDA)	15,000
Carry forward general activity (UDA)	0
17/18 Contracted orthodontic activity (UOA)	0
Carry forward orthodontic activity (UOA)	0
Baseline contract value	£449,300.48

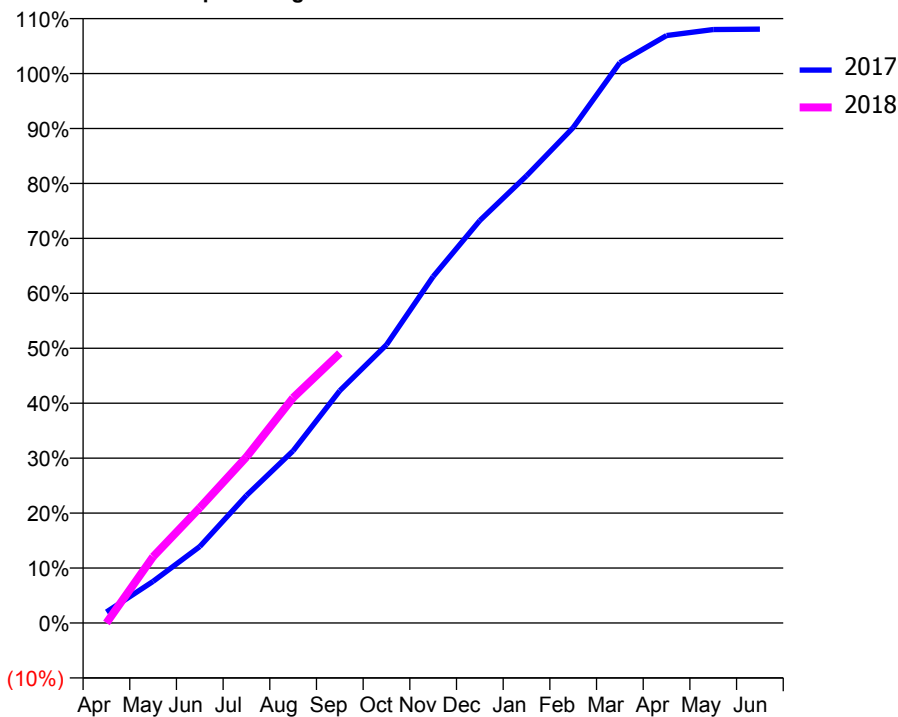
ACCESS*

Patients seen in 24 months	Total	Change since previous quarter
Quarter ending September 2016	4,137	
Quarter ending December 2016	4,403	↑
Quarter ending March 2017	4,414	→
Quarter ending June 2017	4,421	→
Quarter ending September 2017	4,511	↑
Variance since September 2016	9.0%	↑



ACTIVITY

Cumulative percentage of contracted UDA delivered 2017 & 2018



Month	Adjusted Scheduled Activity (UDA)	
	2017	2018
April	301	0
May	1,137	1,810
June	2,089	3,148
July	3,480	4,533
August	4,701	6,149
September	6,342	7,363
October	7,596	
November	9,458	
December	10,986	
January	12,208	
February	13,523	
March	15,298	
April	16,034	
May	16,200	
June	16,210	

QUALITY

	Quantity	Base Number	Contract	LHB	Wales
% of FP17s for the same patient ID Re-attending within 3 months - Children	30	885	3.4%	8.0%	10.9%
% of FP17s for the same patient ID Re-attending within 3 months - Adults	317	2,819	11.2%	12.8%	16.2%
% of FP17s for the same patient ID Re-attending between 3 & 9 months - Children	600	885	67.8%	54.7%	58.9%
% of FP17s for the same patient ID Re-attending between 3 & 9 months - Adults	2,000	2,819	70.9%	51.5%	55.2%
% of FP17s for Band 1 Urgent Courses	123	3,342	3.7%	8.7%	9.1%
% of FP17s Relating to Free Repair or Replacements	30	3,342	0.9%	0.7%	0.8%
% of FP17s Relating to Continuations	64	3,342	1.9%	0.8%	0.8%
% of Patients satisfied with the dentistry they have received	39	42	92.9%	91.9%	92.0%
% of Patients satisfied with the time they had to wait for an appointment	33	42	78.6%	85.7%	87.6%

* This is based on patients treated on this contract for their most recent course of treatment. Figures in italics indicate the base number of FP17s or Patient Questionnaire responses are less than 100. N/A is shown where the base number of responses is less than 10 during the period. % is calculated as Quantity/Base number*100

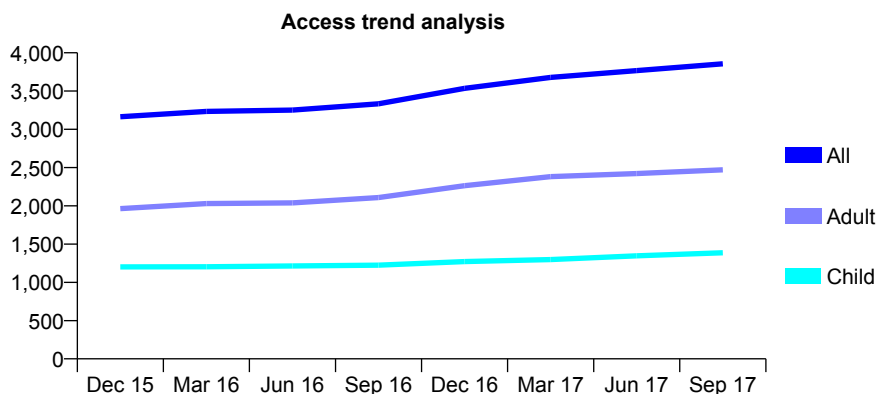
7A2 - Vital Signs At a Glance Contract Report for 177342/0001 - September 2017

Name or company name	K J Hughes & R W Hutchings
Contract type name	GDS Contract
Purpose of contract	General
Contract start date	01/01/2009
Contract end date	

17/18 Contracted general activity (UDA)	11,593
Carry forward general activity (UDA)	0
17/18 Contracted orthodontic activity (UOA)	0
Carry forward orthodontic activity (UOA)	0
Baseline contract value	£396,913.46

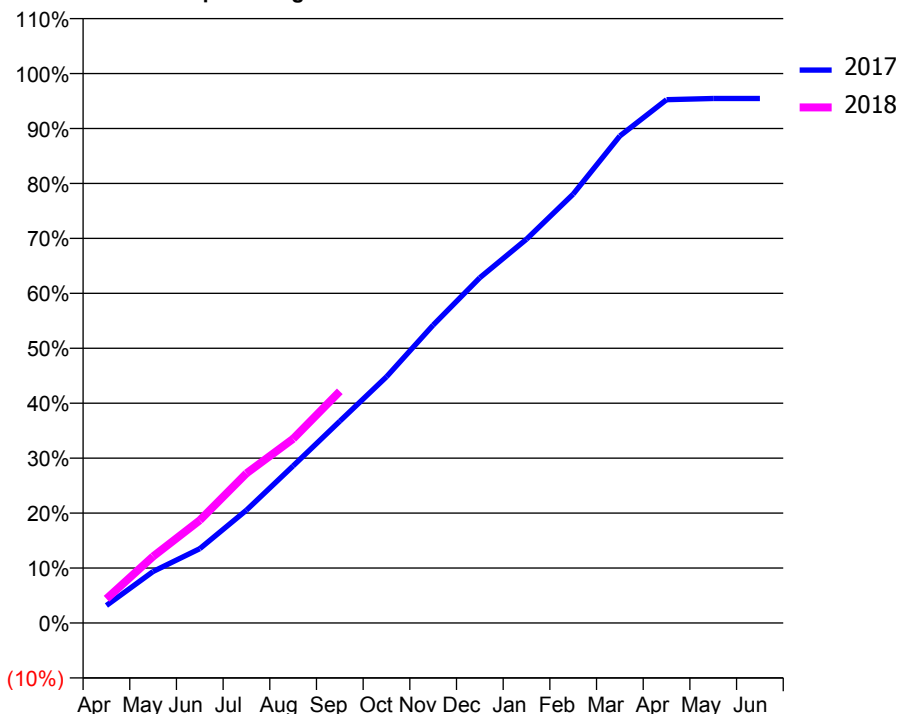
ACCESS*

Patients seen in 24 months	Total	Change since previous quarter
Quarter ending September 2016	3,333	
Quarter ending December 2016	3,536	↑
Quarter ending March 2017	3,679	↑
Quarter ending June 2017	3,767	↑
Quarter ending September 2017	3,856	↑
Variance since September 2016	15.7%	↑



ACTIVITY

Cumulative percentage of contracted UDA delivered 2017 & 2018



Month	Adjusted Scheduled Activity (UDA)	
	2017	2018
April	369	511
May	1,086	1,405
June	1,568	2,166
July	2,381	3,157
August	3,315	3,887
September	4,257	4,888
October	5,194	
November	6,286	
December	7,284	
January	8,097	
February	9,049	
March	10,277	
April	11,040	
May	11,065	
June	11,065	

QUALITY

	Quantity	Base Number	Contract	LHB	Wales
% of FP17s for the same patient ID Re-attending within 3 months - Children	68	1,075	6.3%	8.0%	10.9%
% of FP17s for the same patient ID Re-attending within 3 months - Adults	191	1,591	12.0%	12.8%	16.2%
% of FP17s for the same patient ID Re-attending between 3 & 9 months - Children	542	1,075	50.4%	54.7%	58.9%
% of FP17s for the same patient ID Re-attending between 3 & 9 months - Adults	847	1,591	53.2%	51.5%	55.2%
% of FP17s for Band 1 Urgent Courses	192	2,398	8.0%	8.7%	9.1%
% of FP17s Relating to Free Repair or Replacements	6	2,398	0.3%	0.7%	0.8%
% of FP17s Relating to Continuations	11	2,398	0.5%	0.8%	0.8%
% of Patients satisfied with the dentistry they have received	25	27	92.6%	91.9%	92.0%
% of Patients satisfied with the time they had to wait for an appointment	22	27	81.5%	85.7%	87.6%

* This is based on patients treated on this contract for their most recent course of treatment. Figures in italics indicate the base number of FP17s or Patient Questionnaire responses are less than 100. N/A is shown where the base number of responses is less than 10 during the period. % is calculated as Quantity/Base number*100

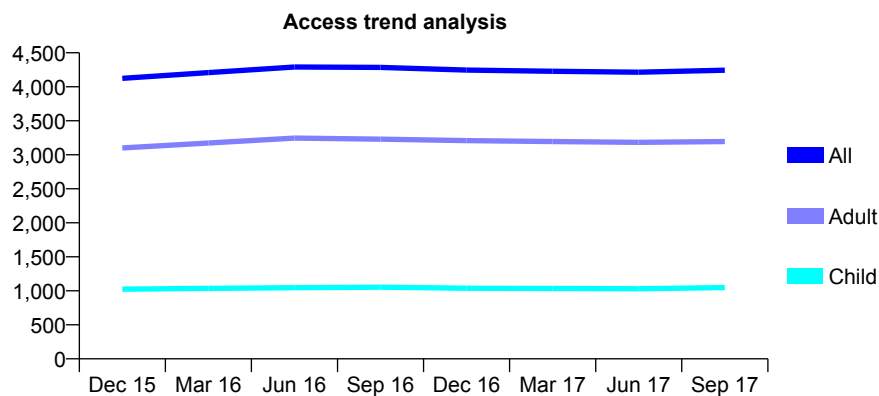
7A2 - Vital Signs At a Glance Contract Report for 187429/0001 - September 2017

Name or company name	Fifield & Borsden
Contract type name	GDS Contract
Purpose of contract	General
Contract start date	01/04/2006
Contract end date	

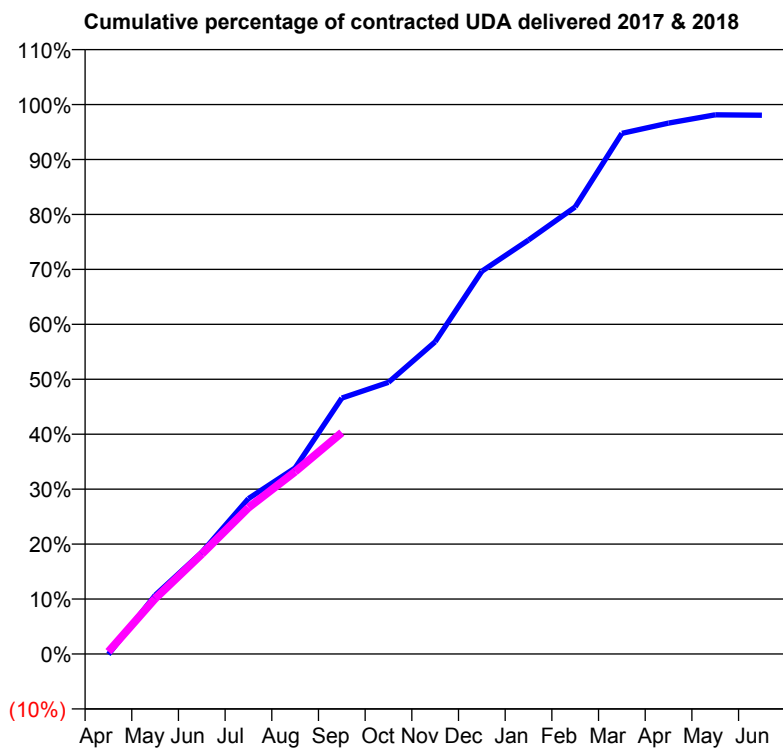
17/18 Contracted general activity (UDA)	15,000
Carry forward general activity (UDA)	0
17/18 Contracted orthodontic activity (UOA)	0
Carry forward orthodontic activity (UOA)	0
Baseline contract value	£349,887.46

ACCESS*

Patients seen in 24 months	Total	Change since previous quarter
Quarter ending September 2016	4,285	
Quarter ending December 2016	4,247	→
Quarter ending March 2017	4,229	→
Quarter ending June 2017	4,215	→
Quarter ending September 2017	4,244	→
Variance since September 2016	(1.0%)	→



ACTIVITY



Month	Adjusted Scheduled Activity (UDA)	
	2017	2018
April	-13	65
May	1,603	1,511
June	2,775	2,726
July	4,243	3,994
August	5,079	4,979
September	6,987	6,045
October	7,416	
November	8,523	
December	10,450	
January	11,300	
February	12,203	
March	14,214	
April	14,494	
May	14,717	
June	14,706	

QUALITY

	Quantity	Base Number	Contract	LHB	Wales
% of FP17s for the same patient ID Re-attending within 3 months - Children	47	919	5.1%	8.0%	10.9%
% of FP17s for the same patient ID Re-attending within 3 months - Adults	348	2,565	13.6%	12.8%	16.2%
% of FP17s for the same patient ID Re-attending between 3 & 9 months - Children	664	919	72.3%	54.7%	58.9%
% of FP17s for the same patient ID Re-attending between 3 & 9 months - Adults	1,773	2,565	69.1%	51.5%	55.2%
% of FP17s for Band 1 Urgent Courses	187	3,233	5.8%	8.7%	9.1%
% of FP17s Relating to Free Repair or Replacements	20	3,233	0.6%	0.7%	0.8%
% of FP17s Relating to Continuations	12	3,233	0.4%	0.8%	0.8%
% of Patients satisfied with the dentistry they have received	33	37	89.2%	91.9%	92.0%
% of Patients satisfied with the time they had to wait for an appointment	34	37	91.9%	85.7%	87.6%

* This is based on patients treated on this contract for their most recent course of treatment. Figures in italics indicate the base number of FP17s or Patient Questionnaire responses are less than 100. N/A is shown where the base number of responses is less than 10 during the period. % is calculated as Quantity/Base number*100

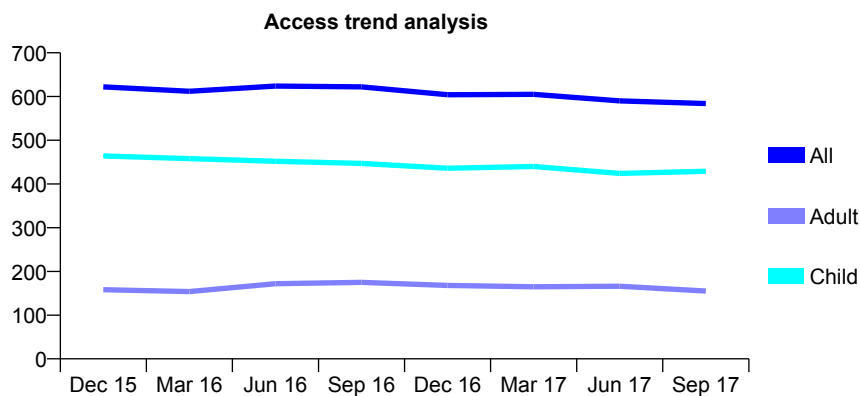
7A2 - Vital Signs At a Glance Contract Report for 212970/0001 - September 2017

Name or company name	MRS SJ JOHNSON
Contract type name	GDS Contract
Purpose of contract	General
Contract start date	01/06/2006
Contract end date	

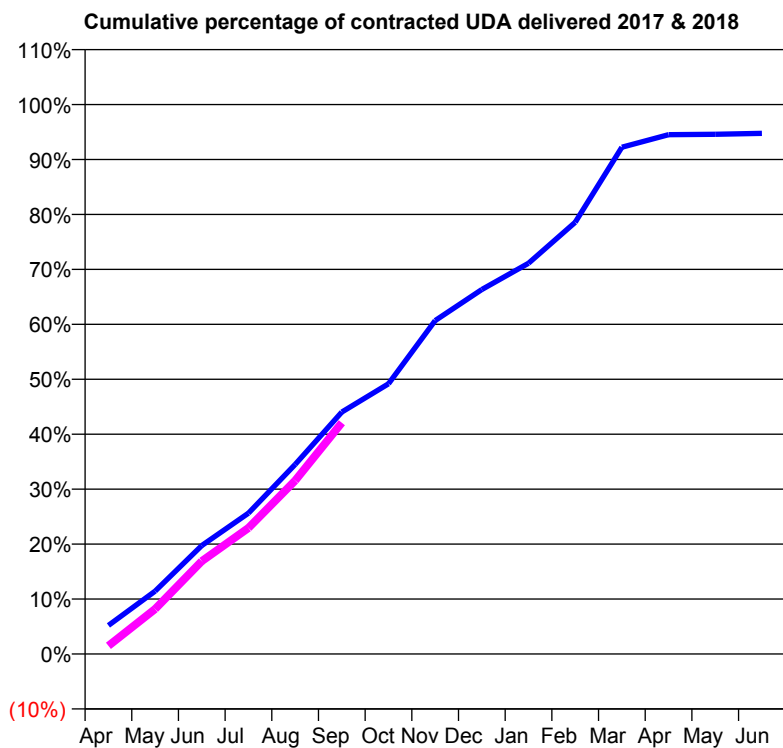
17/18 Contracted general activity (UDA)	1,342
Carry forward general activity (UDA)	0
17/18 Contracted orthodontic activity (UOA)	0
Carry forward orthodontic activity (UOA)	0
Baseline contract value	£36,456.24

ACCESS*

Patients seen in 24 months	Total	Change since previous quarter
Quarter ending September 2016	622	
Quarter ending December 2016	604	↓
Quarter ending March 2017	605	→
Quarter ending June 2017	590	↓
Quarter ending September 2017	584	↓
Variance since September 2016	(6.1%)	↓



ACTIVITY



Month	Adjusted Scheduled Activity (UDA)	
	2017	2018
April	70	20
May	154	110
June	265	227
July	344	308
August	463	423
September	591	565
October	660	
November	814	
December	890	
January	954	
February	1,054	
March	1,238	
April	1,268	
May	1,269	
June	1,271	

QUALITY

	Quantity	Base Number	Contract	LHB	Wales
% of FP17s for the same patient ID Re-attending within 3 months - Children	33	329	10.0%	8.0%	10.9%
% of FP17s for the same patient ID Re-attending within 3 months - Adults	11	82	13.4%	12.8%	16.2%
% of FP17s for the same patient ID Re-attending between 3 & 9 months - Children	196	329	59.6%	54.7%	58.9%
% of FP17s for the same patient ID Re-attending between 3 & 9 months - Adults	16	82	19.5%	51.5%	55.2%
% of FP17s for Band 1 Urgent Courses	50	380	13.2%	8.7%	9.1%
% of FP17s Relating to Free Repair or Replacements	0	380	0.0%	0.7%	0.8%
% of FP17s Relating to Continuations	0	380	0.0%	0.8%	0.8%
% of Patients satisfied with the dentistry they have received	4	4	N/A	91.9%	92.0%
% of Patients satisfied with the time they had to wait for an appointment	4	4	N/A	85.7%	87.6%

* This is based on patients treated on this contract for their most recent course of treatment. Figures in italics indicate the base number of FP17s or Patient Questionnaire responses are less than 100. N/A is shown where the base number of responses is less than 10 during the period. % is calculated as Quantity/Base number*100

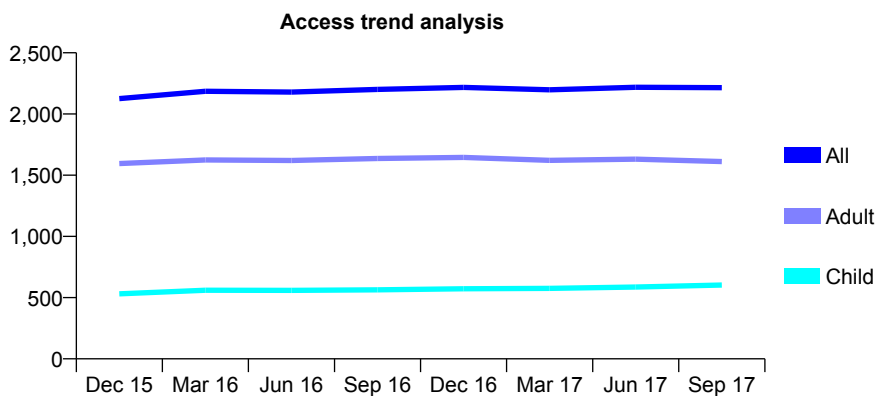
7A2 - Vital Signs At a Glance Contract Report for 222763/0001 - September 2017

Name or company name	MR EW DANIELS
Contract type name	GDS Contract
Purpose of contract	General
Contract start date	01/11/2007
Contract end date	

17/18 Contracted general activity (UDA)	5,625
Carry forward general activity (UDA)	0
17/18 Contracted orthodontic activity (UOA)	0
Carry forward orthodontic activity (UOA)	0
Baseline contract value	£134,904.36

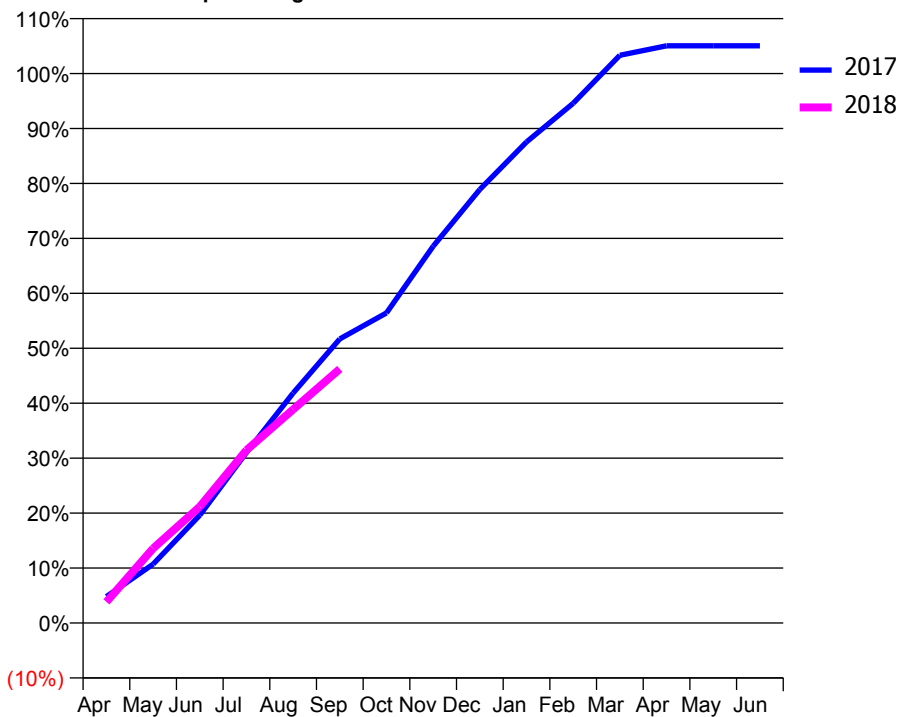
ACCESS*

Patients seen in 24 months	Total	Change since previous quarter
Quarter ending September 2016	2,201	
Quarter ending December 2016	2,217	→
Quarter ending March 2017	2,198	→
Quarter ending June 2017	2,218	→
Quarter ending September 2017	2,215	→
Variance since September 2016	0.6%	→



ACTIVITY

Cumulative percentage of contracted UDA delivered 2017 & 2018



Month	Adjusted Scheduled Activity (UDA)	
	2017	2018
April	271	216
May	603	764
June	1,104	1,191
July	1,745	1,770
August	2,354	2,186
September	2,908	2,601
October	3,175	
November	3,857	
December	4,439	
January	4,924	
February	5,321	
March	5,812	
April	5,909	
May	5,909	
June	5,909	

QUALITY

	Quantity	Base Number	Contract	LHB	Wales
% of FP17s for the same patient ID Re-attending within 3 months - Children	12	466	2.6%	8.0%	10.9%
% of FP17s for the same patient ID Re-attending within 3 months - Adults	119	1,128	10.5%	12.8%	16.2%
% of FP17s for the same patient ID Re-attending between 3 & 9 months - Children	262	466	56.2%	54.7%	58.9%
% of FP17s for the same patient ID Re-attending between 3 & 9 months - Adults	558	1,128	49.5%	51.5%	55.2%
% of FP17s for Band 1 Urgent Courses	71	1,523	4.7%	8.7%	9.1%
% of FP17s Relating to Free Repair or Replacements	3	1,523	0.2%	0.7%	0.8%
% of FP17s Relating to Continuations	6	1,523	0.4%	0.8%	0.8%
% of Patients satisfied with the dentistry they have received	15	17	88.2%	91.9%	92.0%
% of Patients satisfied with the time they had to wait for an appointment	15	17	88.2%	85.7%	87.6%

* This is based on patients treated on this contract for their most recent course of treatment. Figures in italics indicate the base number of FP17s or Patient Questionnaire responses are less than 100. N/A is shown where the base number of responses is less than 10 during the period. % is calculated as Quantity/Base number*100

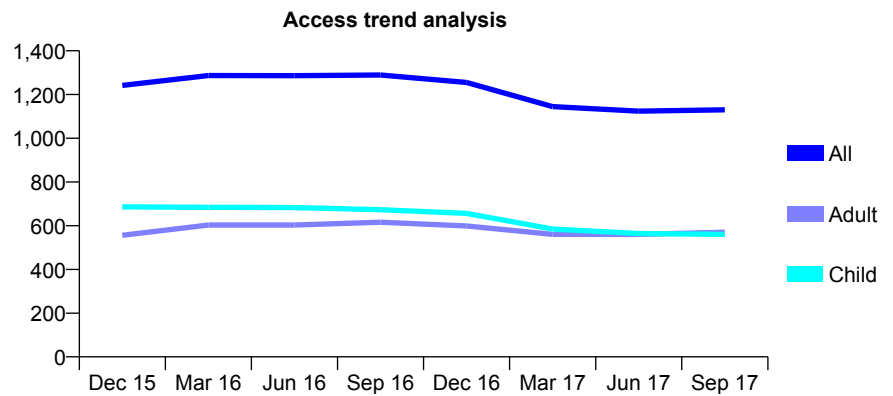
7A2 - Vital Signs At a Glance Contract Report for 273260/0001 - September 2017

Name or company name	Dr R Urbonaviciene & Dr F Abbas
Contract type name	GDS Contract
Purpose of contract	General
Contract start date	01/02/2014
Contract end date	

17/18 Contracted general activity (UDA)	2,776
Carry forward general activity (UDA)	0
17/18 Contracted orthodontic activity (UOA)	0
Carry forward orthodontic activity (UOA)	0
Baseline contract value	£76,951.12

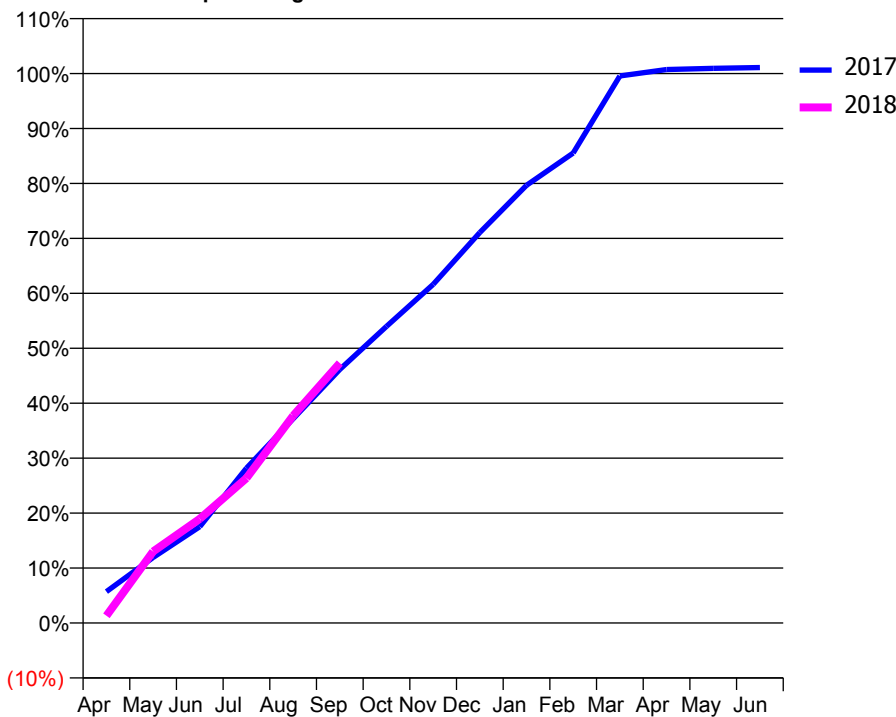
ACCESS*

Patients seen in 24 months	Total	Change since previous quarter
Quarter ending September 2016	1,289	
Quarter ending December 2016	1,255	↓
Quarter ending March 2017	1,145	↓
Quarter ending June 2017	1,124	↓
Quarter ending September 2017	1,130	→
Variance since September 2016	(12.3%)	↓



ACTIVITY

Cumulative percentage of contracted UDA delivered 2017 & 2018



Month	Adjusted Scheduled Activity (UDA)	
	2017	2018
April	159	37
May	331	362
June	487	527
July	783	732
August	1,032	1,047
September	1,281	1,313
October	1,499	
November	1,711	
December	1,973	
January	2,211	
February	2,375	
March	2,764	
April	2,796	
May	2,802	
June	2,806	

QUALITY

	Quantity	Base Number	Contract	LHB	Wales
% of FP17s for the same patient ID Re-attending within 3 months - Children	50	481	10.4%	8.0%	10.9%
% of FP17s for the same patient ID Re-attending within 3 months - Adults	47	379	12.4%	12.8%	16.2%
% of FP17s for the same patient ID Re-attending between 3 & 9 months - Children	320	481	66.5%	54.7%	58.9%
% of FP17s for the same patient ID Re-attending between 3 & 9 months - Adults	186	379	49.1%	51.5%	55.2%
% of FP17s for Band 1 Urgent Courses	120	836	14.4%	8.7%	9.1%
% of FP17s Relating to Free Repair or Replacements	2	836	0.2%	0.7%	0.8%
% of FP17s Relating to Continuations	4	836	0.5%	0.8%	0.8%
% of Patients satisfied with the dentistry they have received	7	9	N/A	91.9%	92.0%
% of Patients satisfied with the time they had to wait for an appointment	6	9	N/A	85.7%	87.6%

* This is based on patients treated on this contract for their most recent course of treatment. Figures in italics indicate the base number of FP17s or Patient Questionnaire responses are less than 100. N/A is shown where the base number of responses is less than 10 during the period. % is calculated as Quantity/Base number*100

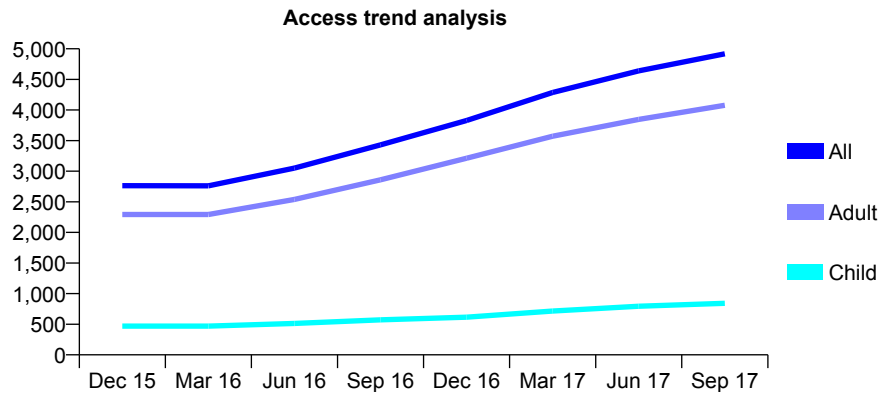
7A2 - Vital Signs At a Glance Contract Report for 282928/0001 - September 2017

Name or company name	MR JR HAYDEN
Contract type name	GDS Contract
Purpose of contract	General
Contract start date	14/02/2014
Contract end date	

17/18 Contracted general activity (UDA)	14,676
Carry forward general activity (UDA)	0
17/18 Contracted orthodontic activity (UOA)	0
Carry forward orthodontic activity (UOA)	0
Baseline contract value	£368,168.19

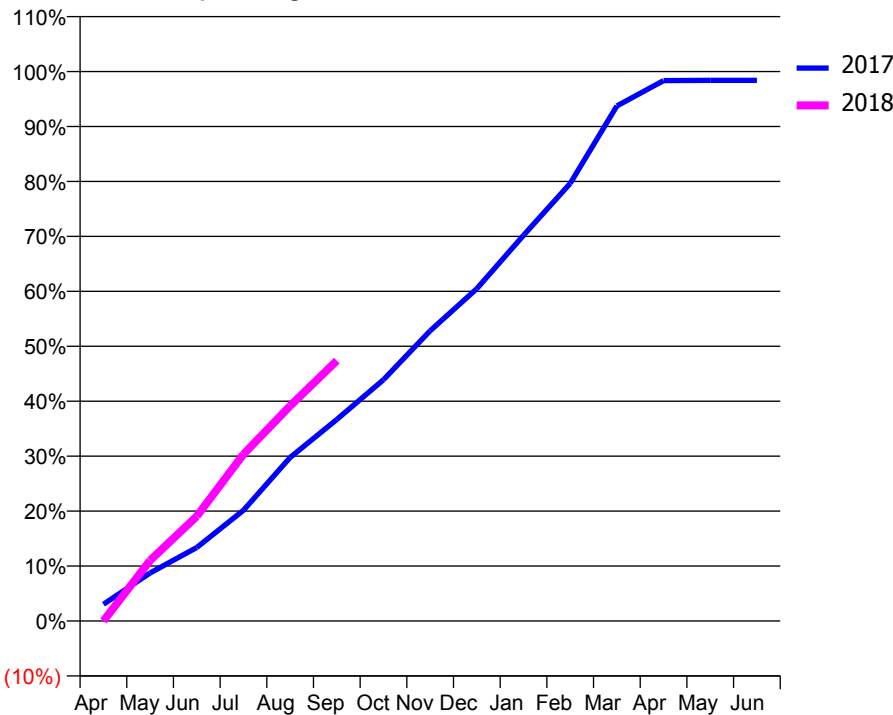
ACCESS*

Patients seen in 24 months	Total	Change since previous quarter
Quarter ending September 2016	3,431	
Quarter ending December 2016	3,828	↑
Quarter ending March 2017	4,287	↑
Quarter ending June 2017	4,640	↑
Quarter ending September 2017	4,919	↑
Variance since September 2016	43.4%	↑



ACTIVITY

Cumulative percentage of contracted UDA delivered 2017 & 2018



Month	Adjusted Scheduled Activity (UDA)	
	2017	2018
April	448	0
May	1,283	1,617
June	1,963	2,797
July	2,957	4,455
August	4,368	5,746
September	5,384	6,954
October	6,445	
November	7,750	
December	8,876	
January	10,301	
February	11,688	
March	13,756	
April	14,432	
May	14,439	
June	14,441	

QUALITY

	Quantity	Base Number	Contract	LHB	Wales
% of FP17s for the same patient ID Re-attending within 3 months - Children	59	673	8.8%	8.0%	10.9%
% of FP17s for the same patient ID Re-attending within 3 months - Adults	511	3,247	15.7%	12.8%	16.2%
% of FP17s for the same patient ID Re-attending between 3 & 9 months - Children	326	673	48.4%	54.7%	58.9%
% of FP17s for the same patient ID Re-attending between 3 & 9 months - Adults	1,540	3,247	47.4%	51.5%	55.2%
% of FP17s for Band 1 Urgent Courses	829	3,623	22.9%	8.7%	9.1%
% of FP17s Relating to Free Repair or Replacements	39	3,623	1.1%	0.7%	0.8%
% of FP17s Relating to Continuations	28	3,623	0.8%	0.8%	0.8%
% of Patients satisfied with the dentistry they have received	47	52	90.4%	91.9%	92.0%
% of Patients satisfied with the time they had to wait for an appointment	47	52	90.4%	85.7%	87.6%

* This is based on patients treated on this contract for their most recent course of treatment. Figures in italics indicate the base number of FP17s or Patient Questionnaire responses are less than 100. N/A is shown where the base number of responses is less than 10 during the period. % is calculated as Quantity/Base number*100

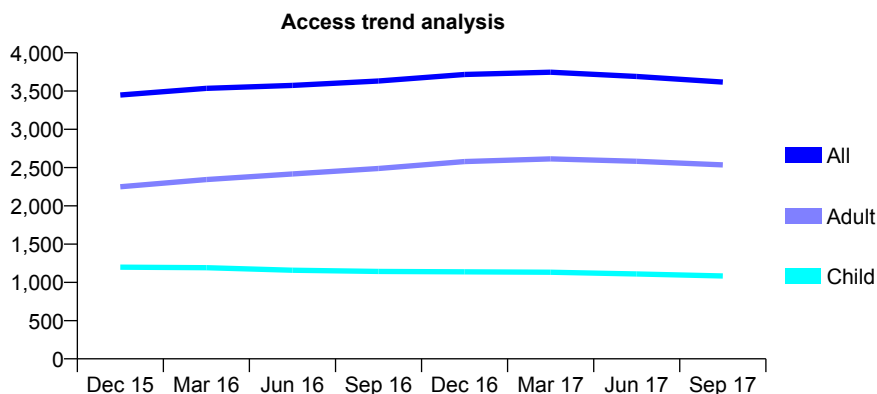
7A2 - Vital Signs At a Glance Contract Report for 573361/0001 - September 2017

Name or company name	MR D CLARKE
Contract type name	GDS Contract
Purpose of contract	General
Contract start date	01/04/2006
Contract end date	

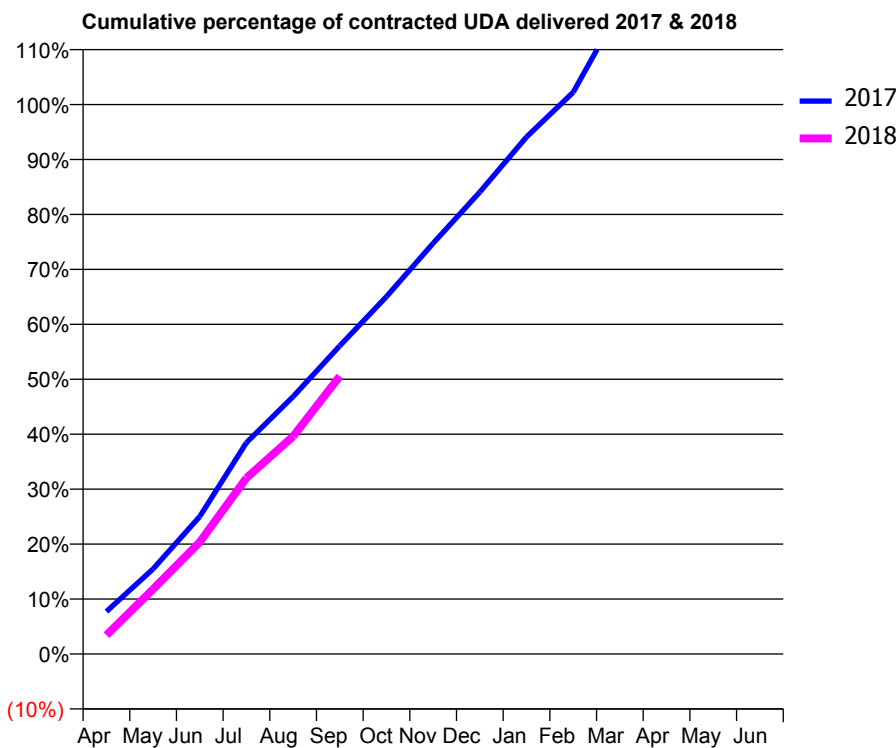
17/18 Contracted general activity (UDA)	9,242
Carry forward general activity (UDA)	0
17/18 Contracted orthodontic activity (UOA)	0
Carry forward orthodontic activity (UOA)	0
Baseline contract value	£307,070.38

ACCESS*

Patients seen in 24 months	Total	Change since previous quarter
Quarter ending September 2016	3,631	
Quarter ending December 2016	3,716	↑
Quarter ending March 2017	3,746	→
Quarter ending June 2017	3,691	↓
Quarter ending September 2017	3,618	↓
Variance since September 2016	(0.4%)	→



ACTIVITY



Month	Adjusted Scheduled Activity (UDA)	
	2017	2018
April	714	318
May	1,433	1,091
June	2,313	1,884
July	3,557	2,962
August	4,329	3,661
September	5,185	4,674
October	6,012	
November	6,908	
December	7,769	
January	8,696	
February	9,447	
March	10,854	
April	11,255	
May	11,242	
June	11,248	

QUALITY

	Quantity	Base Number	Contract	LHB	Wales
% of FP17s for the same patient ID Re-attending within 3 months - Children	29	758	3.8%	8.0%	10.9%
% of FP17s for the same patient ID Re-attending within 3 months - Adults	158	1,374	11.5%	12.8%	16.2%
% of FP17s for the same patient ID Re-attending between 3 & 9 months - Children	428	758	56.5%	54.7%	58.9%
% of FP17s for the same patient ID Re-attending between 3 & 9 months - Adults	567	1,374	41.3%	51.5%	55.2%
% of FP17s for Band 1 Urgent Courses	268	1,982	13.5%	8.7%	9.1%
% of FP17s Relating to Free Repair or Replacements	0	1,982	0.0%	0.7%	0.8%
% of FP17s Relating to Continuations	4	1,982	0.2%	0.8%	0.8%
% of Patients satisfied with the dentistry they have received	24	27	88.9%	91.9%	92.0%
% of Patients satisfied with the time they had to wait for an appointment	22	27	81.5%	85.7%	87.6%

* This is based on patients treated on this contract for their most recent course of treatment. Figures in italics indicate the base number of FP17s or Patient Questionnaire responses are less than 100. N/A is shown where the base number of responses is less than 10 during the period. % is calculated as Quantity/Base number*100

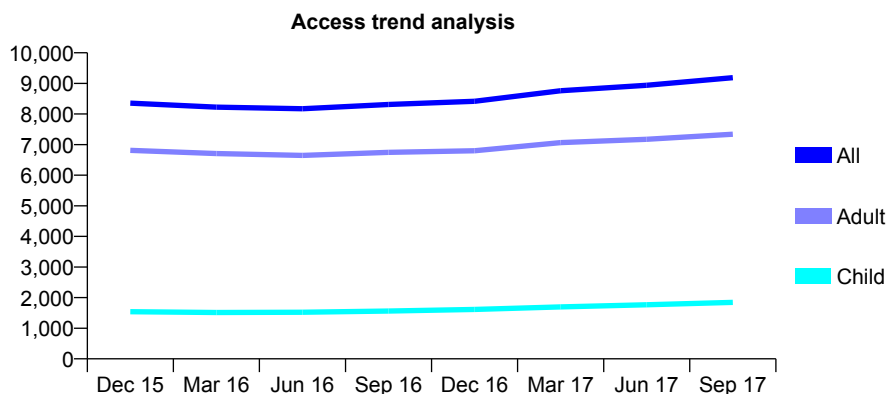
7A2 - Vital Signs At a Glance Contract Report for 648671/0001 - September 2017

Name or company name	MR AJ BEAZLEY
Contract type name	GDS Contract
Purpose of contract	General
Contract start date	01/04/2006
Contract end date	

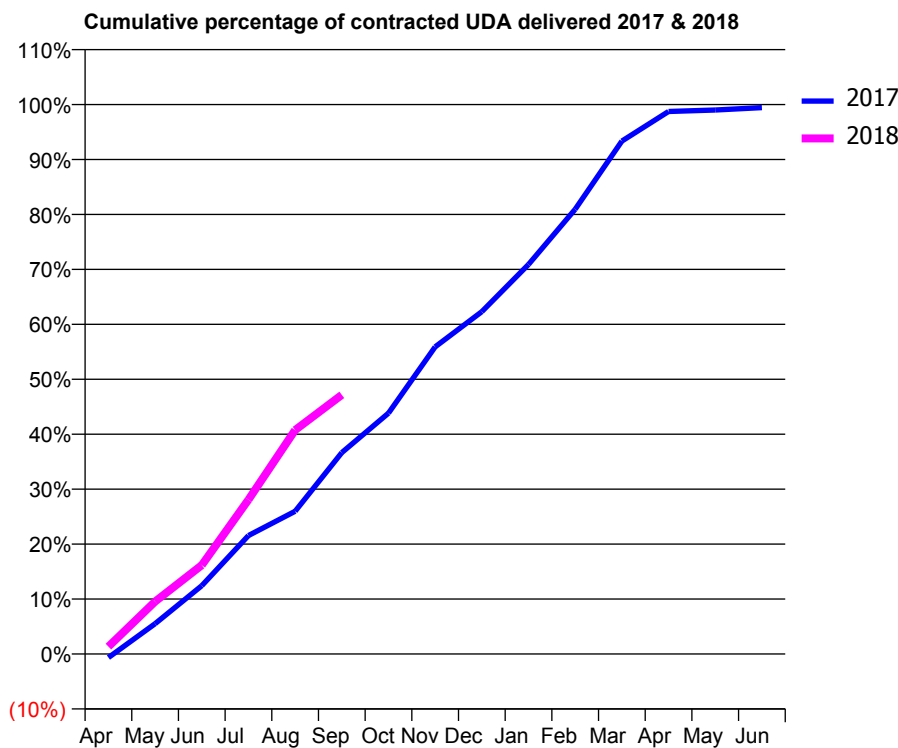
17/18 Contracted general activity (UDA)	24,813
Carry forward general activity (UDA)	0
17/18 Contracted orthodontic activity (UOA)	0
Carry forward orthodontic activity (UOA)	0
Baseline contract value	£803,897.33

ACCESS*

Patients seen in 24 months	Total	Change since previous quarter
Quarter ending September 2016	8,310	
Quarter ending December 2016	8,415	→
Quarter ending March 2017	8,761	↑
Quarter ending June 2017	8,941	↑
Quarter ending September 2017	9,186	↑
Variance since September 2016	10.5%	↑



ACTIVITY



Month	Adjusted Scheduled Activity (UDA)	
	2017	2018
April	-165	332
May	1,367	2,366
June	3,087	4,015
July	5,353	6,967
August	6,445	10,115
September	9,093	11,700
October	10,880	
November	13,869	
December	15,462	
January	17,592	
February	20,082	
March	23,162	
April	24,496	
May	24,564	
June	24,670	

QUALITY

	Quantity	Base Number	Contract	LHB	Wales
% of FP17s for the same patient ID Re-attending within 3 months - Children	96	1,419	6.8%	8.0%	10.9%
% of FP17s for the same patient ID Re-attending within 3 months - Adults	583	4,768	12.2%	12.8%	16.2%
% of FP17s for the same patient ID Re-attending between 3 & 9 months - Children	732	1,419	51.6%	54.7%	58.9%
% of FP17s for the same patient ID Re-attending between 3 & 9 months - Adults	2,197	4,768	46.1%	51.5%	55.2%
% of FP17s for Band 1 Urgent Courses	379	5,580	6.8%	8.7%	9.1%
% of FP17s Relating to Free Repair or Replacements	71	5,580	1.3%	0.7%	0.8%
% of FP17s Relating to Continuations	25	5,580	0.4%	0.8%	0.8%
% of Patients satisfied with the dentistry they have received	54	56	96.4%	91.9%	92.0%
% of Patients satisfied with the time they had to wait for an appointment	53	56	94.6%	85.7%	87.6%

* This is based on patients treated on this contract for their most recent course of treatment. Figures in italics indicate the base number of FP17s or Patient Questionnaire responses are less than 100. N/A is shown where the base number of responses is less than 10 during the period. % is calculated as Quantity/Base number*100

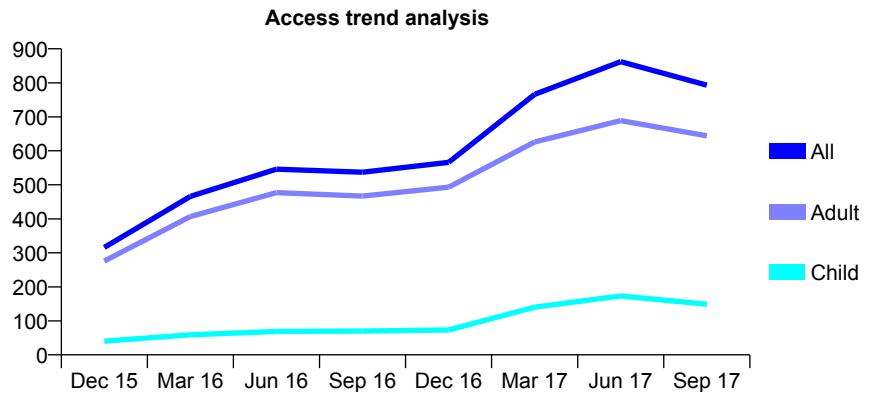
7A2 - Vital Signs At a Glance Contract Report for 648671/0005 - September 2017

Name or company name	MR AJ BEAZLEY
Contract type name	GDS Contract
Purpose of contract	General
Contract start date	01/05/2015
Contract end date	

17/18 Contracted general activity (UDA)	1,764
Carry forward general activity (UDA)	0
17/18 Contracted orthodontic activity (UOA)	0
Carry forward orthodontic activity (UOA)	0
Baseline contract value	£58,666.45

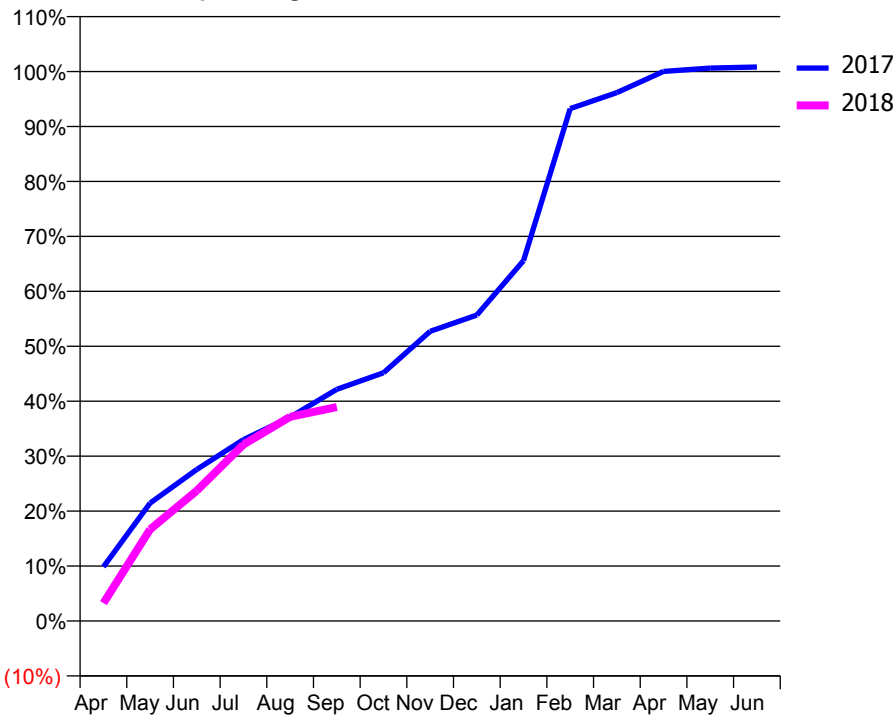
ACCESS*

Patients seen in 24 months	Total	Change since previous quarter
Quarter ending September 2016	537	
Quarter ending December 2016	566	↑
Quarter ending March 2017	766	↑
Quarter ending June 2017	862	↑
Quarter ending September 2017	793	↓
Variance since September 2016	47.7%	↑



ACTIVITY

Cumulative percentage of contracted UDA delivered 2017 & 2018



Month	Adjusted Scheduled Activity (UDA)	
	2017	2018
April	174	57
May	379	294
June	487	419
July	582	567
August	654	656
September	744	687
October	797	
November	930	
December	982	
January	1,157	
February	1,645	
March	1,696	
April	1,764	
May	1,775	
June	1,778	

QUALITY

	Quantity	Base Number	Contract	LHB	Wales
% of FP17s for the same patient ID Re-attending within 3 months - Children	0	70	0.0%	8.0%	10.9%
% of FP17s for the same patient ID Re-attending within 3 months - Adults	17	299	5.7%	12.8%	16.2%
% of FP17s for the same patient ID Re-attending between 3 & 9 months - Children	2	70	2.9%	54.7%	58.9%
% of FP17s for the same patient ID Re-attending between 3 & 9 months - Adults	6	299	2.0%	51.5%	55.2%
% of FP17s for Band 1 Urgent Courses	195	342	57.0%	8.7%	9.1%
% of FP17s Relating to Free Repair or Replacements	0	342	0.0%	0.7%	0.8%
% of FP17s Relating to Continuations	0	342	0.0%	0.8%	0.8%
% of Patients satisfied with the dentistry they have received	2	2	N/A	91.9%	92.0%
% of Patients satisfied with the time they had to wait for an appointment	2	2	N/A	85.7%	87.6%

* This is based on patients treated on this contract for their most recent course of treatment. Figures in italics indicate the base number of FP17s or Patient Questionnaire responses are less than 100. N/A is shown where the base number of responses is less than 10 during the period. % is calculated as Quantity/Base number*100

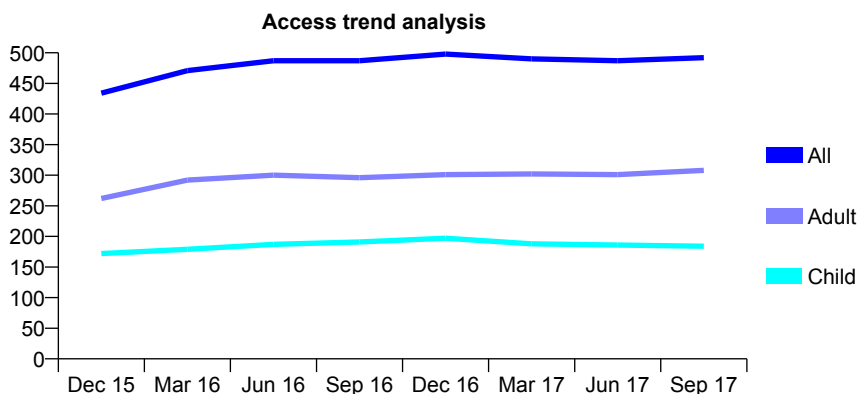
7A2 - Vital Signs At a Glance Contract Report for 722529/0001 - September 2017

Name or company name	MR G REES
Contract type name	GDS Contract
Purpose of contract	General
Contract start date	01/04/2006
Contract end date	

17/18 Contracted general activity (UDA)	1,057
Carry forward general activity (UDA)	0
17/18 Contracted orthodontic activity (UOA)	0
Carry forward orthodontic activity (UOA)	0
Baseline contract value	£25,158.20

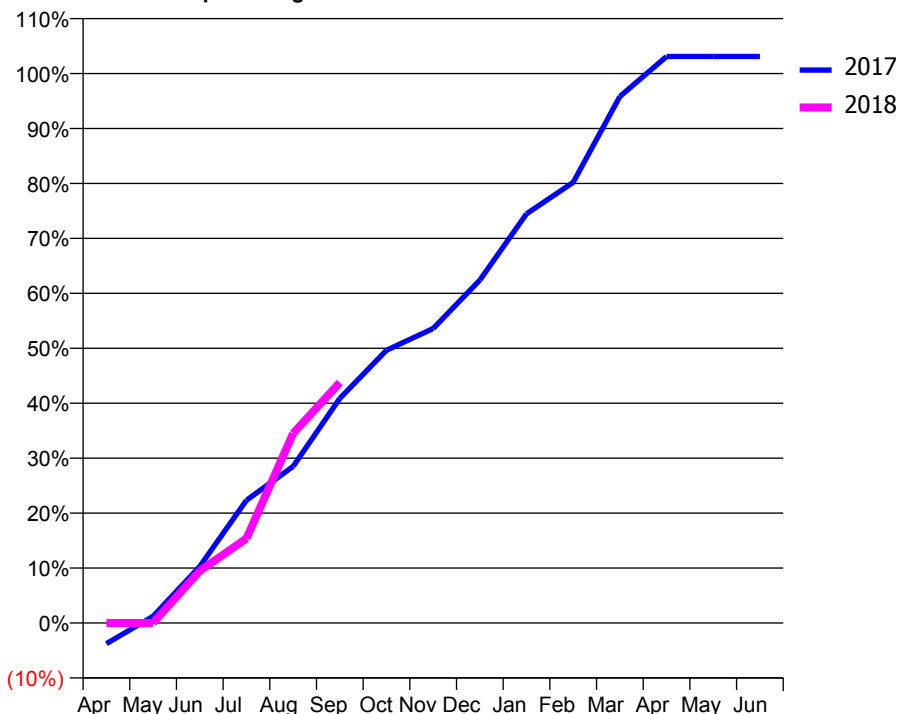
ACCESS*

Patients seen in 24 months	Total	Change since previous quarter
Quarter ending September 2016	487	
Quarter ending December 2016	498	↑
Quarter ending March 2017	490	↓
Quarter ending June 2017	487	→
Quarter ending September 2017	492	→
Variance since September 2016	1.0%	→



ACTIVITY

Cumulative percentage of contracted UDA delivered 2017 & 2018



Month	Adjusted Scheduled Activity (UDA)	
	2017	2018
April	-40	0
May	13	0
June	109	100
July	236	162
August	301	365
September	432	463
October	525	
November	567	
December	660	
January	787	
February	848	
March	1,013	
April	1,090	
May	1,090	
June	1,090	

QUALITY

	Quantity	Base Number	Contract	LHB	Wales
% of FP17s for the same patient ID Re-attending within 3 months - Children	2	148	1.4%	8.0%	10.9%
% of FP17s for the same patient ID Re-attending within 3 months - Adults	10	160	6.3%	12.8%	16.2%
% of FP17s for the same patient ID Re-attending between 3 & 9 months - Children	73	148	49.3%	54.7%	58.9%
% of FP17s for the same patient ID Re-attending between 3 & 9 months - Adults	78	160	48.8%	51.5%	55.2%
% of FP17s for Band 1 Urgent Courses	3	273	1.1%	8.7%	9.1%
% of FP17s Relating to Free Repair or Replacements	0	273	0.0%	0.7%	0.8%
% of FP17s Relating to Continuations	1	273	0.4%	0.8%	0.8%
% of Patients satisfied with the dentistry they have received	1	1	N/A	91.9%	92.0%
% of Patients satisfied with the time they had to wait for an appointment	1	1	N/A	85.7%	87.6%

* This is based on patients treated on this contract for their most recent course of treatment. Figures in italics indicate the base number of FP17s or Patient Questionnaire responses are less than 100. N/A is shown where the base number of responses is less than 10 during the period. % is calculated as Quantity/Base number*100

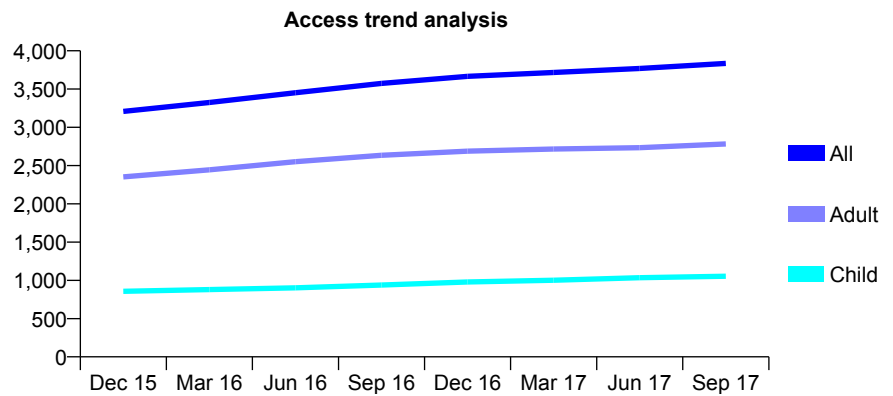
7A2 - Vital Signs At a Glance Contract Report for 819476/0001 - September 2017

Name or company name	MISS FL BEVAN
Contract type name	GDS Contract
Purpose of contract	General
Contract start date	01/04/2006
Contract end date	

17/18 Contracted general activity (UDA)	8,043
Carry forward general activity (UDA)	0
17/18 Contracted orthodontic activity (UOA)	0
Carry forward orthodontic activity (UOA)	0
Baseline contract value	£225,368.70

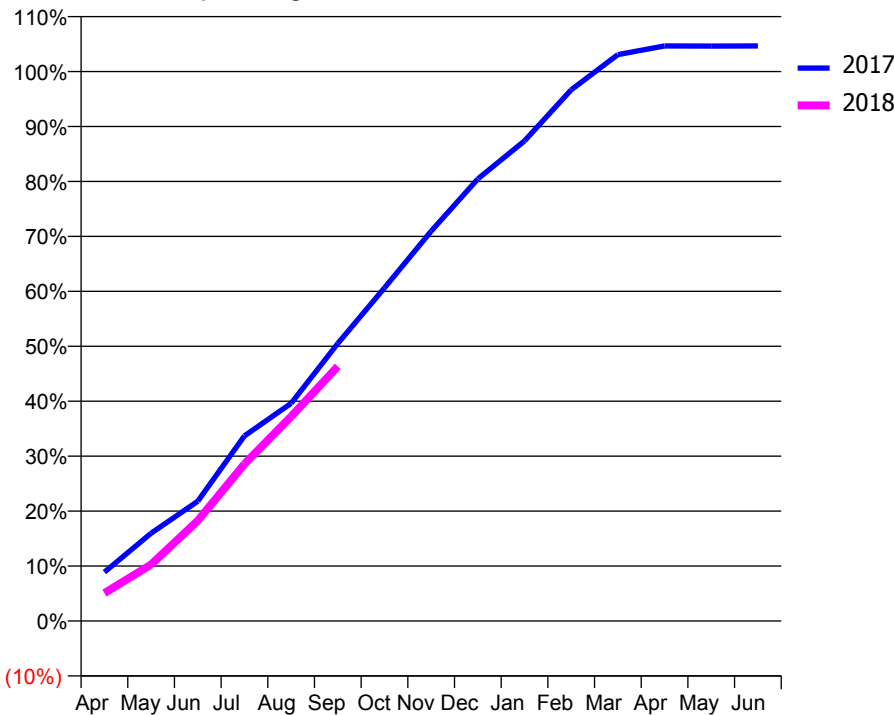
ACCESS*

Patients seen in 24 months	Total	Change since previous quarter
Quarter ending September 2016	3,573	
Quarter ending December 2016	3,667	↑
Quarter ending March 2017	3,717	→
Quarter ending June 2017	3,769	→
Quarter ending September 2017	3,836	→
Variance since September 2016	7.4%	↑



ACTIVITY

Cumulative percentage of contracted UDA delivered 2017 & 2018



Month	Adjusted Scheduled Activity (UDA)	
	2017	2018
April	716	409
May	1,286	827
June	1,755	1,469
July	2,710	2,299
August	3,185	2,993
September	4,064	3,726
October	4,877	
November	5,706	
December	6,471	
January	7,027	
February	7,775	
March	8,290	
April	8,417	
May	8,416	
June	8,418	

QUALITY

	Quantity	Base Number	Contract	LHB	Wales
% of FP17s for the same patient ID Re-attending within 3 months - Children	10	605	1.7%	8.0%	10.9%
% of FP17s for the same patient ID Re-attending within 3 months - Adults	126	1,640	7.7%	12.8%	16.2%
% of FP17s for the same patient ID Re-attending between 3 & 9 months - Children	316	605	52.2%	54.7%	58.9%
% of FP17s for the same patient ID Re-attending between 3 & 9 months - Adults	951	1,640	58.0%	51.5%	55.2%
% of FP17s for Band 1 Urgent Courses	185	2,172	8.5%	8.7%	9.1%
% of FP17s Relating to Free Repair or Replacements	0	2,172	0.0%	0.7%	0.8%
% of FP17s Relating to Continuations	0	2,172	0.0%	0.8%	0.8%
% of Patients satisfied with the dentistry they have received	18	20	90.0%	91.9%	92.0%
% of Patients satisfied with the time they had to wait for an appointment	15	20	75.0%	85.7%	87.6%

* This is based on patients treated on this contract for their most recent course of treatment. Figures in italics indicate the base number of FP17s or Patient Questionnaire responses are less than 100. N/A is shown where the base number of responses is less than 10 during the period. % is calculated as Quantity/Base number*100

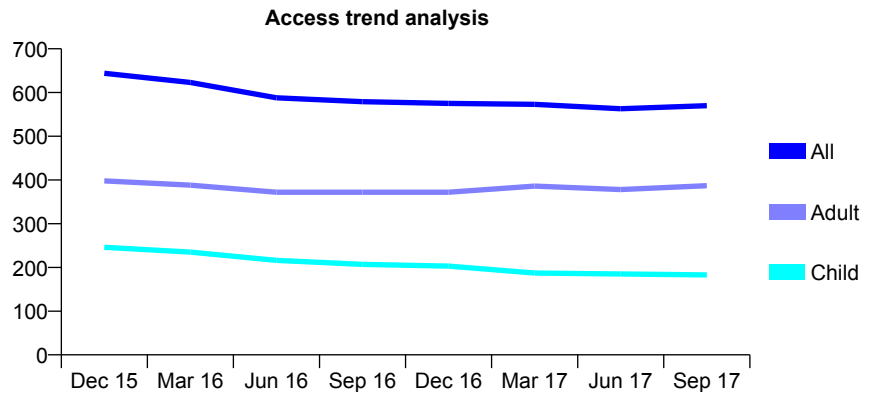
7A2 - Vital Signs At a Glance Contract Report for 819484/0001 - September 2017

Name or company name	MRS SP PHILLIPS
Contract type name	GDS Contract
Purpose of contract	General
Contract start date	01/04/2006
Contract end date	

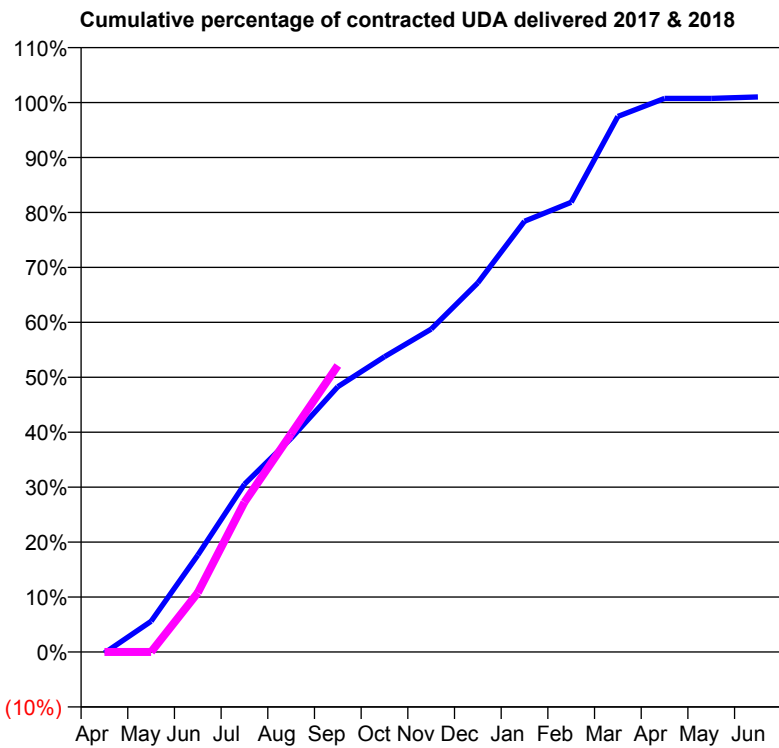
17/18 Contracted general activity (UDA)	1,414
Carry forward general activity (UDA)	0
17/18 Contracted orthodontic activity (UOA)	0
Carry forward orthodontic activity (UOA)	0
Baseline contract value	£32,977.90

ACCESS*

Patients seen in 24 months	Total	Change since previous quarter
Quarter ending September 2016	579	
Quarter ending December 2016	575	→
Quarter ending March 2017	573	→
Quarter ending June 2017	563	↓
Quarter ending September 2017	570	→
Variance since September 2016	(1.6%)	↓



ACTIVITY



Month	Adjusted Scheduled Activity (UDA)	
	2017	2018
April	-3	0
May	79	0
June	249	152
July	432	386
August	550	561
September	683	737
October	760	
November	831	
December	950	
January	1,109	
February	1,157	
March	1,378	
April	1,424	
May	1,424	
June	1,428	

QUALITY

	Quantity	Base Number	Contract	LHB	Wales
% of FP17s for the same patient ID Re-attending within 3 months - Children	8	173	4.6%	8.0%	10.9%
% of FP17s for the same patient ID Re-attending within 3 months - Adults	44	308	14.3%	12.8%	16.2%
% of FP17s for the same patient ID Re-attending between 3 & 9 months - Children	108	173	62.4%	54.7%	58.9%
% of FP17s for the same patient ID Re-attending between 3 & 9 months - Adults	175	308	56.8%	51.5%	55.2%
% of FP17s for Band 1 Urgent Courses	41	456	9.0%	8.7%	9.1%
% of FP17s Relating to Free Repair or Replacements	0	456	0.0%	0.7%	0.8%
% of FP17s Relating to Continuations	0	456	0.0%	0.8%	0.8%
% of Patients satisfied with the dentistry they have received	3	3	N/A	91.9%	92.0%
% of Patients satisfied with the time they had to wait for an appointment	3	3	N/A	85.7%	87.6%

* This is based on patients treated on this contract for their most recent course of treatment. Figures in italics indicate the base number of FP17s or Patient Questionnaire responses are less than 100. N/A is shown where the base number of responses is less than 10 during the period. % is calculated as Quantity/Base number*100

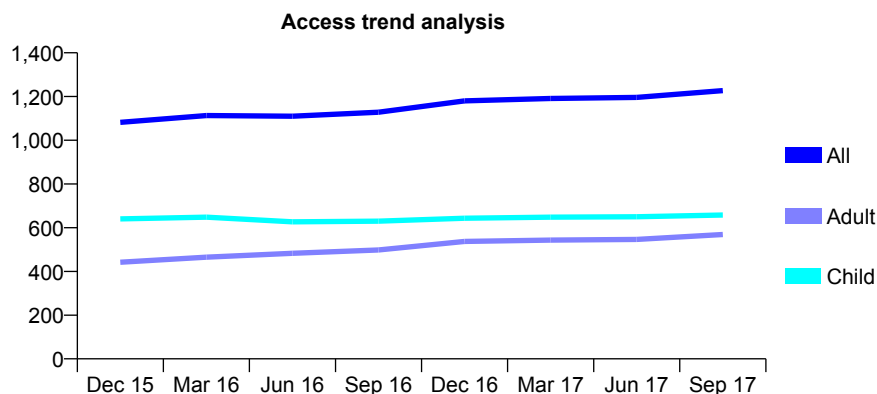
7A2 - Vital Signs At a Glance Contract Report for 825190/0001 - September 2017

Name or company name	MR NS WATTS
Contract type name	GDS Contract
Purpose of contract	General
Contract start date	01/04/2006
Contract end date	

17/18 Contracted general activity (UDA)	2,473
Carry forward general activity (UDA)	0
17/18 Contracted orthodontic activity (UOA)	0
Carry forward orthodontic activity (UOA)	0
Baseline contract value	£70,541.19

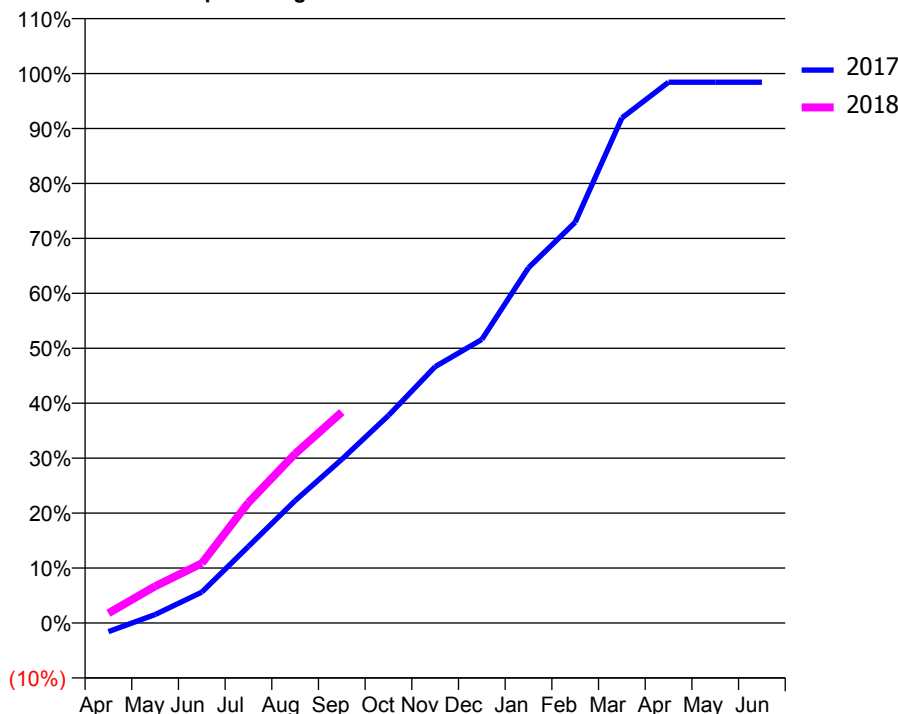
ACCESS*

Patients seen in 24 months	Total	Change since previous quarter
Quarter ending September 2016	1,128	
Quarter ending December 2016	1,180	↑
Quarter ending March 2017	1,191	→
Quarter ending June 2017	1,196	→
Quarter ending September 2017	1,227	↑
Variance since September 2016	8.8%	↑



ACTIVITY

Cumulative percentage of contracted UDA delivered 2017 & 2018



Adjusted Scheduled Activity (UDA)

Month	2017	2018
April	-39	44
May	38	165
June	139	268
July	345	542
August	550	762
September	736	949
October	934	
November	1,154	
December	1,276	
January	1,599	
February	1,804	
March	2,273	
April	2,434	
May	2,434	
June	2,434	

QUALITY

	Quantity	Base Number	Contract	LHB	Wales
% of FP17s for the same patient ID Re-attending within 3 months - Children	42	462	9.1%	8.0%	10.9%
% of FP17s for the same patient ID Re-attending within 3 months - Adults	29	240	12.1%	12.8%	16.2%
% of FP17s for the same patient ID Re-attending between 3 & 9 months - Children	260	462	56.3%	54.7%	58.9%
% of FP17s for the same patient ID Re-attending between 3 & 9 months - Adults	88	240	36.7%	51.5%	55.2%
% of FP17s for Band 1 Urgent Courses	76	606	12.5%	8.7%	9.1%
% of FP17s Relating to Free Repair or Replacements	0	606	0.0%	0.7%	0.8%
% of FP17s Relating to Continuations	0	606	0.0%	0.8%	0.8%
% of Patients satisfied with the dentistry they have received	2	2	N/A	91.9%	92.0%
% of Patients satisfied with the time they had to wait for an appointment	2	2	N/A	85.7%	87.6%

* This is based on patients treated on this contract for their most recent course of treatment. Figures in italics indicate the base number of FP17s or Patient Questionnaire responses are less than 100. N/A is shown where the base number of responses is less than 10 during the period. % is calculated as Quantity/Base number*100

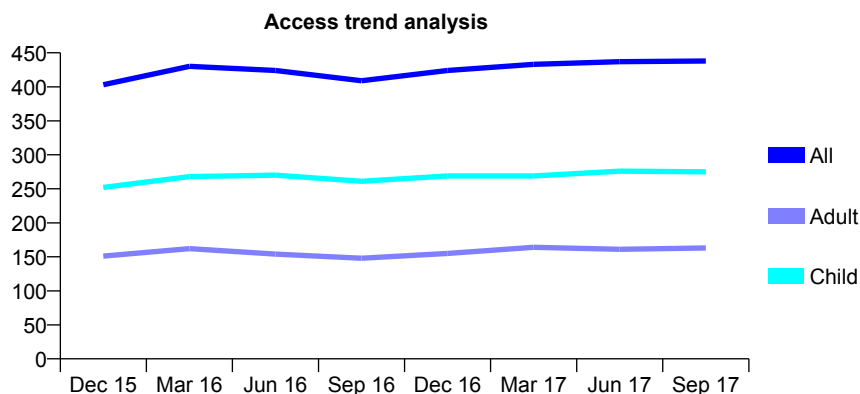
7A2 - Vital Signs At a Glance Contract Report for 846864/0001 - September 2017

Name or company name	MR AJ BHATTACHERJEE
Contract type name	GDS Contract
Purpose of contract	General
Contract start date	01/04/2006
Contract end date	

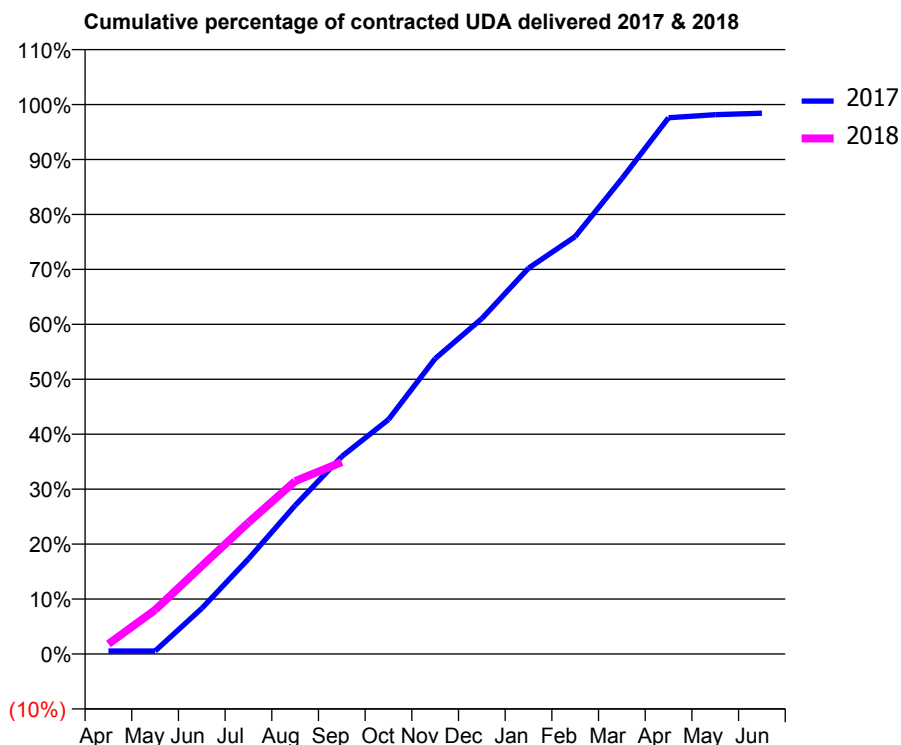
17/18 Contracted general activity (UDA)	1,100
Carry forward general activity (UDA)	0
17/18 Contracted orthodontic activity (UOA)	0
Carry forward orthodontic activity (UOA)	0
Baseline contract value	£26,856.32

ACCESS*

Patients seen in 24 months	Total	Change since previous quarter
Quarter ending September 2016	409	
Quarter ending December 2016	424	↑
Quarter ending March 2017	433	↑
Quarter ending June 2017	437	→
Quarter ending September 2017	438	→
Variance since September 2016	7.1%	↑



ACTIVITY



Month	Adjusted Scheduled Activity (UDA)	
	2017	2018
April	6	20
May	6	88
June	91	176
July	190	263
August	297	346
September	395	384
October	469	
November	591	
December	671	
January	772	
February	836	
March	952	
April	1,074	
May	1,080	
June	1,083	

QUALITY

	Quantity	Base Number	Contract	LHB	Wales
% of FP17s for the same patient ID Re-attending within 3 months - Children	3	194	1.5%	8.0%	10.9%
% of FP17s for the same patient ID Re-attending within 3 months - Adults	9	111	8.1%	12.8%	16.2%
% of FP17s for the same patient ID Re-attending between 3 & 9 months - Children	122	194	62.9%	54.7%	58.9%
% of FP17s for the same patient ID Re-attending between 3 & 9 months - Adults	64	111	57.7%	51.5%	55.2%
% of FP17s for Band 1 Urgent Courses	1	243	0.4%	8.7%	9.1%
% of FP17s Relating to Free Repair or Replacements	0	243	0.0%	0.7%	0.8%
% of FP17s Relating to Continuations	5	243	2.1%	0.8%	0.8%
% of Patients satisfied with the dentistry they have received	11	12	91.7%	91.9%	92.0%
% of Patients satisfied with the time they had to wait for an appointment	10	12	83.3%	85.7%	87.6%

* This is based on patients treated on this contract for their most recent course of treatment. Figures in italics indicate the base number of FP17s or Patient Questionnaire responses are less than 100. N/A is shown where the base number of responses is less than 10 during the period. % is calculated as Quantity/Base number*100

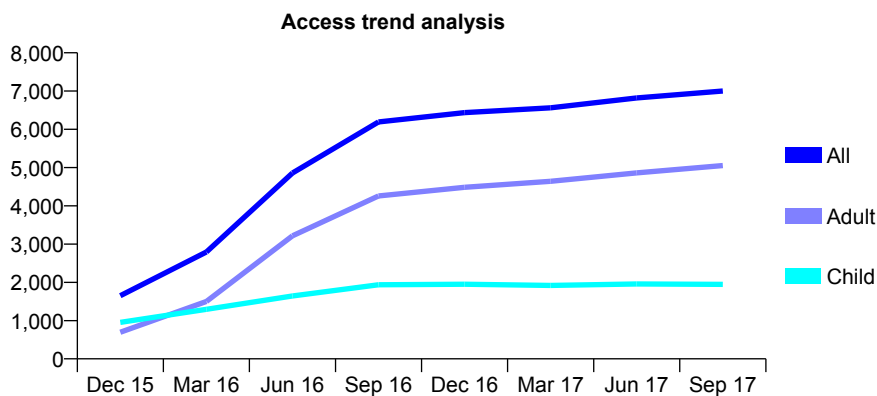
7A2 - Vital Signs At a Glance Contract Report for 852546/0001 - September 2017

Name or company name	MR P LEGHAEI
Contract type name	GDS Contract
Purpose of contract	General
Contract start date	01/04/2006
Contract end date	

17/18 Contracted general activity (UDA)	15,116
Carry forward general activity (UDA)	0
17/18 Contracted orthodontic activity (UOA)	0
Carry forward orthodontic activity (UOA)	0
Baseline contract value	£377,681.32

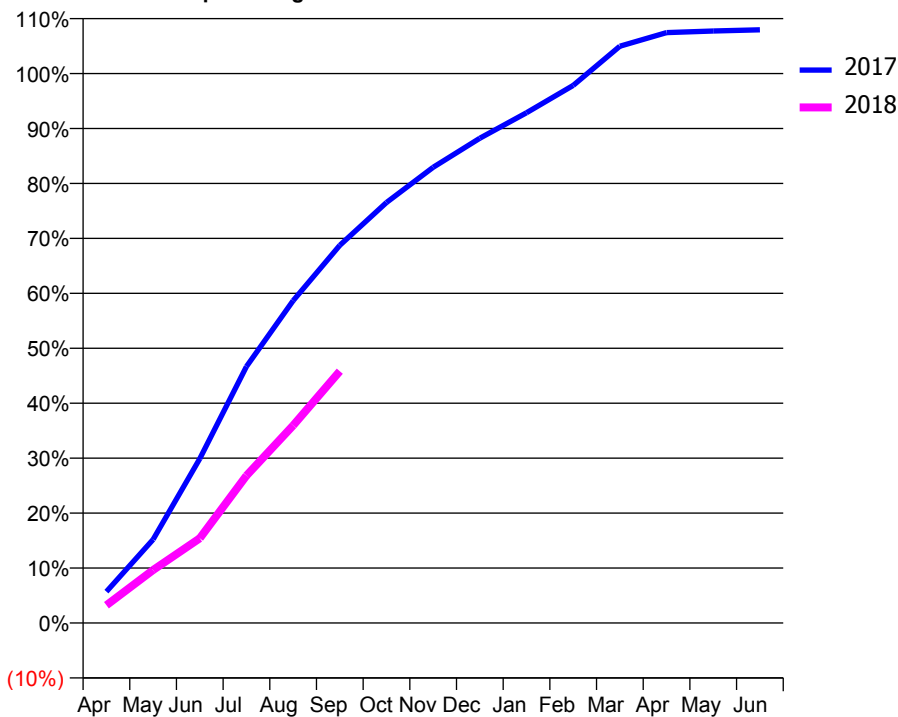
ACCESS*

Patients seen in 24 months	Total	Change since previous quarter
Quarter ending September 2016	6,194	
Quarter ending December 2016	6,435	↑
Quarter ending March 2017	6,562	→
Quarter ending June 2017	6,820	↑
Quarter ending September 2017	7,000	↑
Variance since September 2016	13.0%	↑



ACTIVITY

Cumulative percentage of contracted UDA delivered 2017 & 2018



Adjusted Scheduled Activity (UDA)

Month	2017	2018
April	864	488
May	2,299	1,459
June	4,522	2,332
July	7,056	4,053
August	8,869	5,433
September	10,391	6,929
October	11,567	
November	12,537	
December	13,335	
January	14,035	
February	14,790	
March	15,867	
April	16,241	
May	16,285	
June	16,316	

QUALITY

	Quantity	Base Number	Contract	LHB	Wales
% of FP17s for the same patient ID Re-attending within 3 months - Children	39	1,193	3.3%	8.0%	10.9%
% of FP17s for the same patient ID Re-attending within 3 months - Adults	272	2,839	9.6%	12.8%	16.2%
% of FP17s for the same patient ID Re-attending between 3 & 9 months - Children	276	1,193	23.1%	54.7%	58.9%
% of FP17s for the same patient ID Re-attending between 3 & 9 months - Adults	538	2,839	19.0%	51.5%	55.2%
% of FP17s for Band 1 Urgent Courses	580	3,851	15.1%	8.7%	9.1%
% of FP17s Relating to Free Repair or Replacements	21	3,851	0.5%	0.7%	0.8%
% of FP17s Relating to Continuations	22	3,851	0.6%	0.8%	0.8%
% of Patients satisfied with the dentistry they have received	48	52	92.3%	91.9%	92.0%
% of Patients satisfied with the time they had to wait for an appointment	42	52	80.8%	85.7%	87.6%

* This is based on patients treated on this contract for their most recent course of treatment. Figures in italics indicate the base number of FP17s or Patient Questionnaire responses are less than 100. N/A is shown where the base number of responses is less than 10 during the period. % is calculated as Quantity/Base number*100

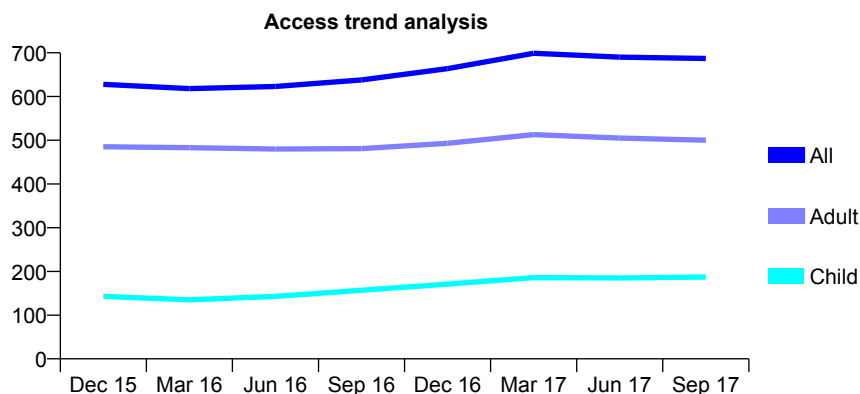
7A2 - Vital Signs At a Glance Contract Report for 857882/0001 - September 2017

Name or company name	MISS DB MOTHIBI
Contract type name	GDS Contract
Purpose of contract	General
Contract start date	28/01/2009
Contract end date	

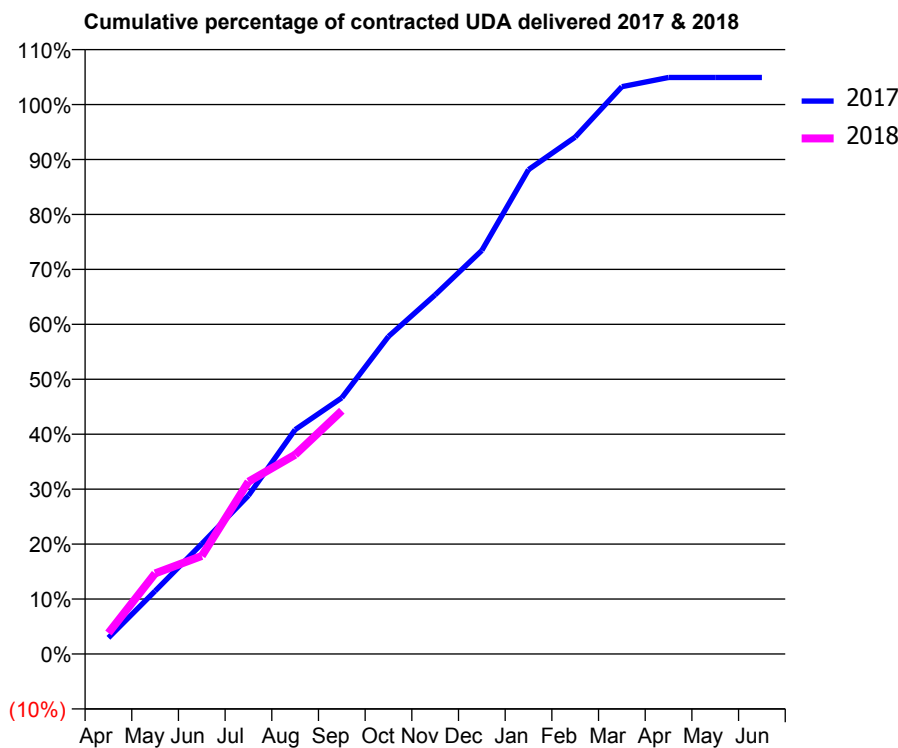
17/18 Contracted general activity (UDA)	1,526
Carry forward general activity (UDA)	0
17/18 Contracted orthodontic activity (UOA)	0
Carry forward orthodontic activity (UOA)	0
Baseline contract value	£42,754.15

ACCESS*

Patients seen in 24 months	Total	Change since previous quarter
Quarter ending September 2016	638	
Quarter ending December 2016	664	↑
Quarter ending March 2017	699	↑
Quarter ending June 2017	690	↓
Quarter ending September 2017	687	→
Variance since September 2016	7.7%	↑



ACTIVITY



Month	Adjusted Scheduled Activity (UDA)	
	2017	2018
April	45	58
May	175	224
June	306	272
July	440	479
August	623	554
September	711	676
October	882	
November	997	
December	1,121	
January	1,345	
February	1,436	
March	1,575	
April	1,601	
May	1,601	
June	1,601	

QUALITY

	Quantity	Base Number	Contract	LHB	Wales
% of FP17s for the same patient ID Re-attending within 3 months - Children	4	94	4.3%	8.0%	10.9%
% of FP17s for the same patient ID Re-attending within 3 months - Adults	27	287	9.4%	12.8%	16.2%
% of FP17s for the same patient ID Re-attending between 3 & 9 months - Children	38	94	40.4%	54.7%	58.9%
% of FP17s for the same patient ID Re-attending between 3 & 9 months - Adults	124	287	43.2%	51.5%	55.2%
% of FP17s for Band 1 Urgent Courses	71	361	19.7%	8.7%	9.1%
% of FP17s Relating to Free Repair or Replacements	3	361	0.8%	0.7%	0.8%
% of FP17s Relating to Continuations	1	361	0.3%	0.8%	0.8%
% of Patients satisfied with the dentistry they have received	7	10	70.0%	91.9%	92.0%
% of Patients satisfied with the time they had to wait for an appointment	8	10	80.0%	85.7%	87.6%

* This is based on patients treated on this contract for their most recent course of treatment. Figures in italics indicate the base number of FP17s or Patient Questionnaire responses are less than 100. N/A is shown where the base number of responses is less than 10 during the period. % is calculated as Quantity/Base number*100

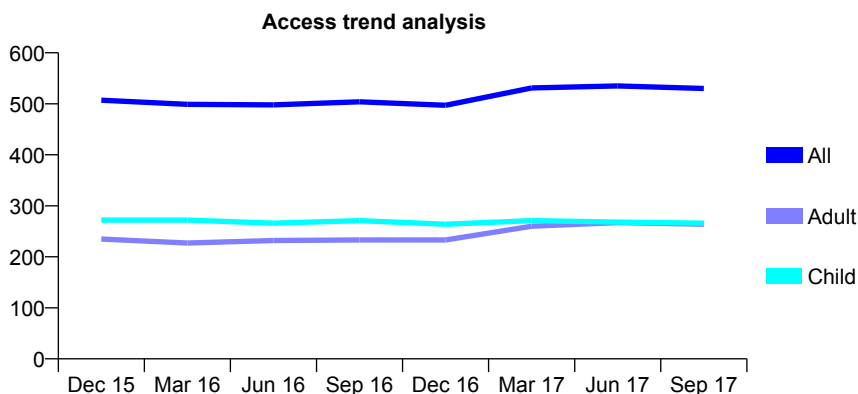
7A2 - Vital Signs At a Glance Contract Report for 905488/0001 - September 2017

Name or company name	MR DM REES
Contract type name	GDS Contract
Purpose of contract	General
Contract start date	01/04/2006
Contract end date	

17/18 Contracted general activity (UDA)	1,032
Carry forward general activity (UDA)	0
17/18 Contracted orthodontic activity (UOA)	0
Carry forward orthodontic activity (UOA)	0
Baseline contract value	£28,913.97

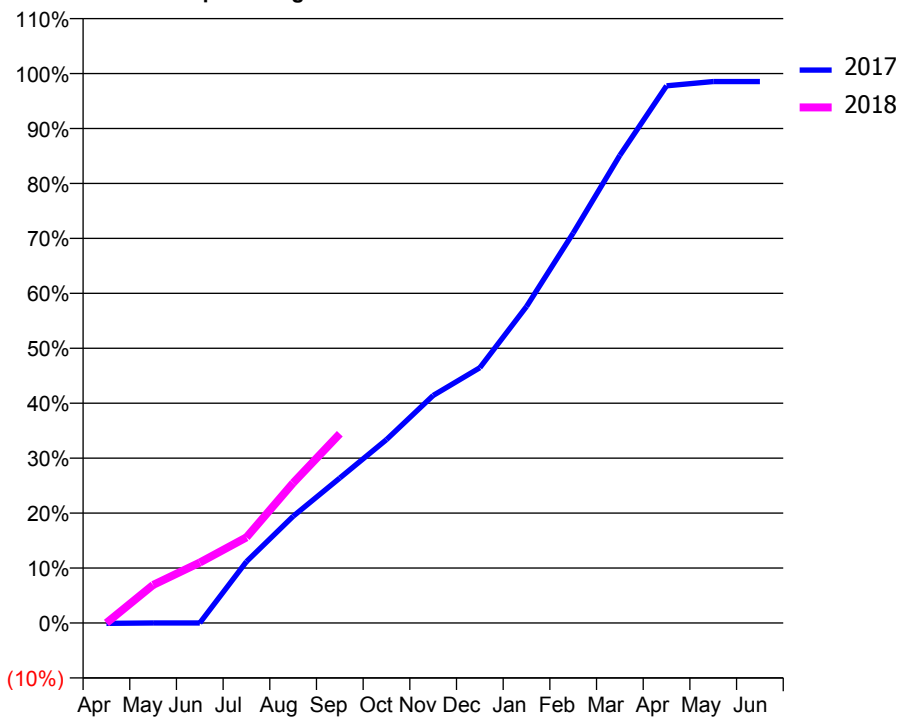
ACCESS*

Patients seen in 24 months	Total	Change since previous quarter
Quarter ending September 2016	504	
Quarter ending December 2016	497	↓
Quarter ending March 2017	531	↑
Quarter ending June 2017	535	→
Quarter ending September 2017	530	→
Variance since September 2016	5.2%	↑



ACTIVITY

Cumulative percentage of contracted UDA delivered 2017 & 2018



Month	Adjusted Scheduled Activity (UDA)	
	2017	2018
April	-1	0
May	0	71
June	0	114
July	115	161
August	200	263
September	272	356
October	344	
November	427	
December	479	
January	594	
February	732	
March	878	
April	1,009	
May	1,017	
June	1,017	

QUALITY

	Quantity	Base Number	Contract	LHB	Wales
% of FP17s for the same patient ID Re-attending within 3 months - Children	7	178	3.9%	8.0%	10.9%
% of FP17s for the same patient ID Re-attending within 3 months - Adults	13	127	10.2%	12.8%	16.2%
% of FP17s for the same patient ID Re-attending between 3 & 9 months - Children	121	178	68.0%	54.7%	58.9%
% of FP17s for the same patient ID Re-attending between 3 & 9 months - Adults	55	127	43.3%	51.5%	55.2%
% of FP17s for Band 1 Urgent Courses	7	234	3.0%	8.7%	9.1%
% of FP17s Relating to Free Repair or Replacements	0	234	0.0%	0.7%	0.8%
% of FP17s Relating to Continuations	0	234	0.0%	0.8%	0.8%
% of Patients satisfied with the dentistry they have received	8	8	N/A	91.9%	92.0%
% of Patients satisfied with the time they had to wait for an appointment	7	8	N/A	85.7%	87.6%

* This is based on patients treated on this contract for their most recent course of treatment. Figures in italics indicate the base number of FP17s or Patient Questionnaire responses are less than 100. N/A is shown where the base number of responses is less than 10 during the period. % is calculated as Quantity/Base number*100

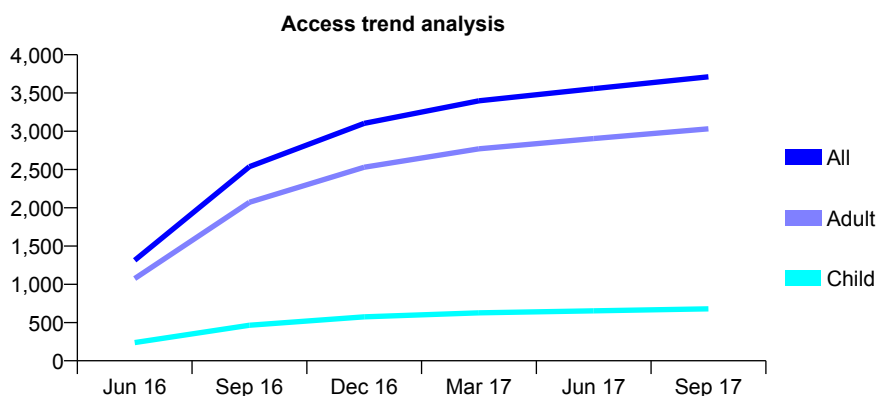
7A3 - Vital Signs At a Glance Contract Report for 100119/0000 - September 2017

Name or company name	Andrew Williams
Contract type name	GDS Contract
Purpose of contract	General
Contract start date	07/04/2016
Contract end date	

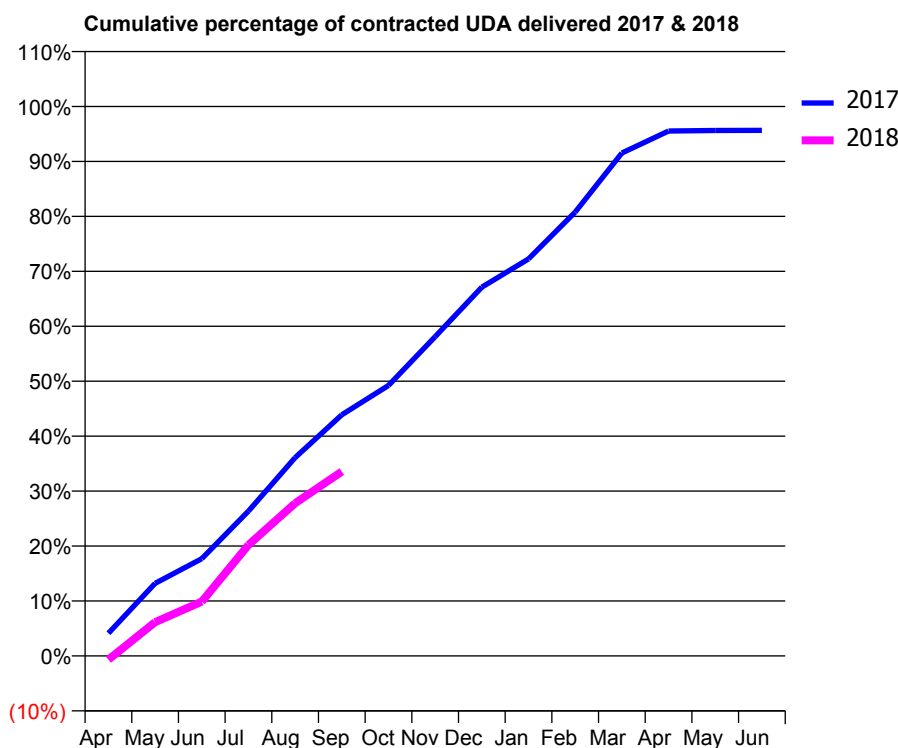
17/18 Contracted general activity (UDA)	12,135
Carry forward general activity (UDA)	520
17/18 Contracted orthodontic activity (UOA)	0
Carry forward orthodontic activity (UOA)	0
Baseline contract value	£270,973.64

ACCESS*

Patients seen in 24 months	Total	Change since previous quarter
Quarter ending September 2016	2,537	
Quarter ending December 2016	3,104	↑
Quarter ending March 2017	3,397	↑
Quarter ending June 2017	3,556	↑
Quarter ending September 2017	3,711	↑
Variance since September 2016	46.3%	↑



ACTIVITY



Month	Adjusted Scheduled Activity (UDA)	
	2017	2018
April	494	-84
May	1,577	747
June	2,114	1,201
July	3,147	2,452
August	4,306	3,374
September	5,236	4,072
October	5,875	
November	6,935	
December	8,008	
January	8,623	
February	9,639	
March	10,922	
April	11,398	
May	11,412	
June	11,413	

QUALITY

	Quantity	Base Number	Contract	LHB	Wales
% of FP17s for the same patient ID Re-attending within 3 months - Children	26	496	5.2%	9.7%	10.9%
% of FP17s for the same patient ID Re-attending within 3 months - Adults	251	2,312	10.9%	14.5%	16.2%
% of FP17s for the same patient ID Re-attending between 3 & 9 months - Children	304	496	61.3%	54.3%	58.9%
% of FP17s for the same patient ID Re-attending between 3 & 9 months - Adults	1,449	2,312	62.7%	51.4%	55.2%
% of FP17s for Band 1 Urgent Courses	133	2,566	5.2%	9.3%	9.1%
% of FP17s Relating to Free Repair or Replacements	20	2,566	0.8%	0.8%	0.8%
% of FP17s Relating to Continuations	36	2,566	1.4%	0.7%	0.8%
% of Patients satisfied with the dentistry they have received	17	17	100.0%	93.7%	92.0%
% of Patients satisfied with the time they had to wait for an appointment	15	17	88.2%	88.9%	87.6%

* This is based on patients treated on this contract for their most recent course of treatment. Figures in italics indicate the base number of FP17s or Patient Questionnaire responses are less than 100. N/A is shown where the base number of responses is less than 10 during the period. % is calculated as Quantity/Base number*100

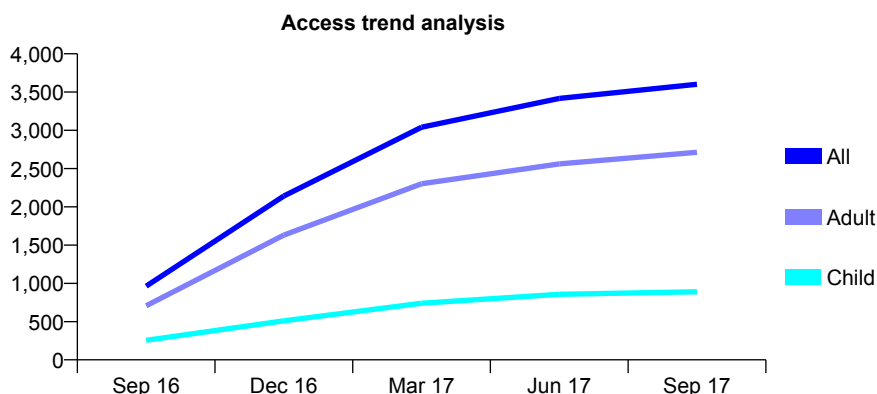
7A3 - Vital Signs At a Glance Contract Report for 100189/0000 - September 2017

Name or company name	Townhill Dental Surgery
Contract type name	GDS Contract
Purpose of contract	General
Contract start date	24/05/2016
Contract end date	

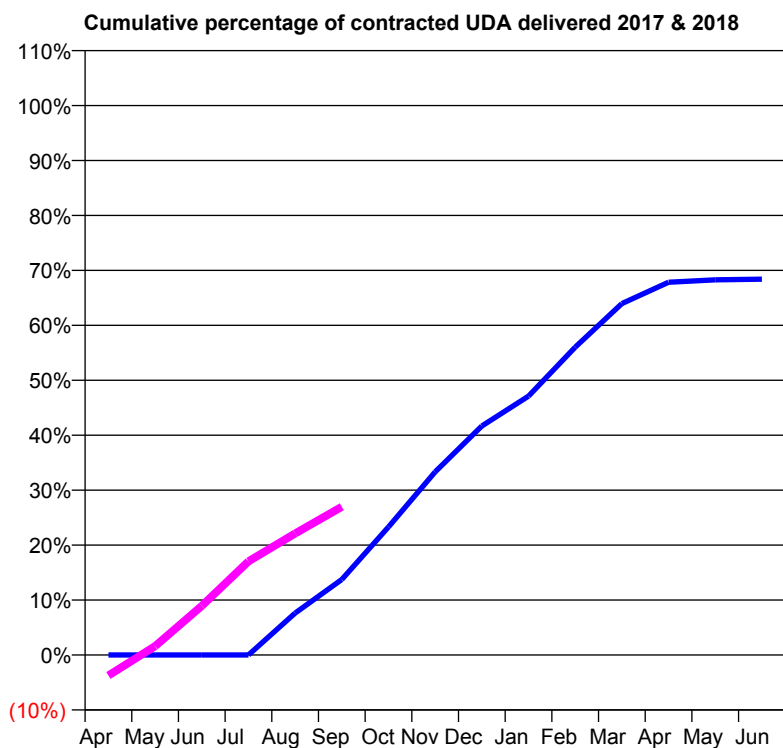
17/18 Contracted general activity (UDA)	14,100
Carry forward general activity (UDA)	645
17/18 Contracted orthodontic activity (UOA)	0
Carry forward orthodontic activity (UOA)	0
Baseline contract value	£350,624.20

ACCESS*

Patients seen in 24 months	Total	Change since previous quarter
Quarter ending September 2016	963	
Quarter ending December 2016	2,141	↑
Quarter ending March 2017	3,041	↑
Quarter ending June 2017	3,417	↑
Quarter ending September 2017	3,602	↑
Variance since September 2016	274.0%	↑



ACTIVITY



Month	Adjusted Scheduled Activity (UDA)	
	2017	2018
April	0	-528
May	0	227
June	0	1,260
July	0	2,403
August	919	3,117
September	1,657	3,803
October	2,808	
November	4,017	
December	5,024	
January	5,679	
February	6,753	
March	7,709	
April	8,178	
May	8,229	
June	8,244	

QUALITY

	Quantity	Base Number	Contract	LHB	Wales
% of FP17s for the same patient ID Re-attending within 3 months - Children	62	633	9.8%	9.7%	10.9%
% of FP17s for the same patient ID Re-attending within 3 months - Adults	394	2,120	18.6%	14.5%	16.2%
% of FP17s for the same patient ID Re-attending between 3 & 9 months - Children	238	633	37.6%	54.3%	58.9%
% of FP17s for the same patient ID Re-attending between 3 & 9 months - Adults	1,039	2,120	49.0%	51.4%	55.2%
% of FP17s for Band 1 Urgent Courses	361	2,459	14.7%	9.3%	9.1%
% of FP17s Relating to Free Repair or Replacements	31	2,459	1.3%	0.8%	0.8%
% of FP17s Relating to Continuations	17	2,459	0.7%	0.7%	0.8%
% of Patients satisfied with the dentistry they have received	15	19	78.9%	93.7%	92.0%
% of Patients satisfied with the time they had to wait for an appointment	15	19	78.9%	88.9%	87.6%

* This is based on patients treated on this contract for their most recent course of treatment. Figures in italics indicate the base number of FP17s or Patient Questionnaire responses are less than 100. N/A is shown where the base number of responses is less than 10 during the period. % is calculated as Quantity/Base number*100

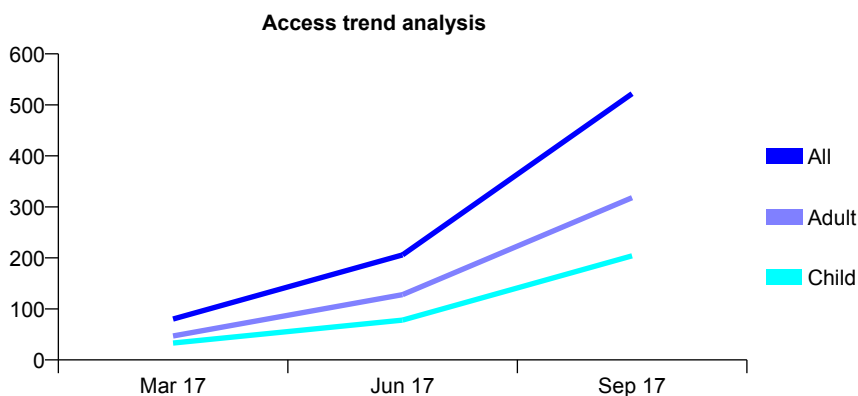
7A3 - Vital Signs At a Glance Contract Report for 100279/0000 - September 2017

Name or company name	Cymmer Dental Practice
Contract type name	GDS Contract
Purpose of contract	General
Contract start date	31/01/2017
Contract end date	

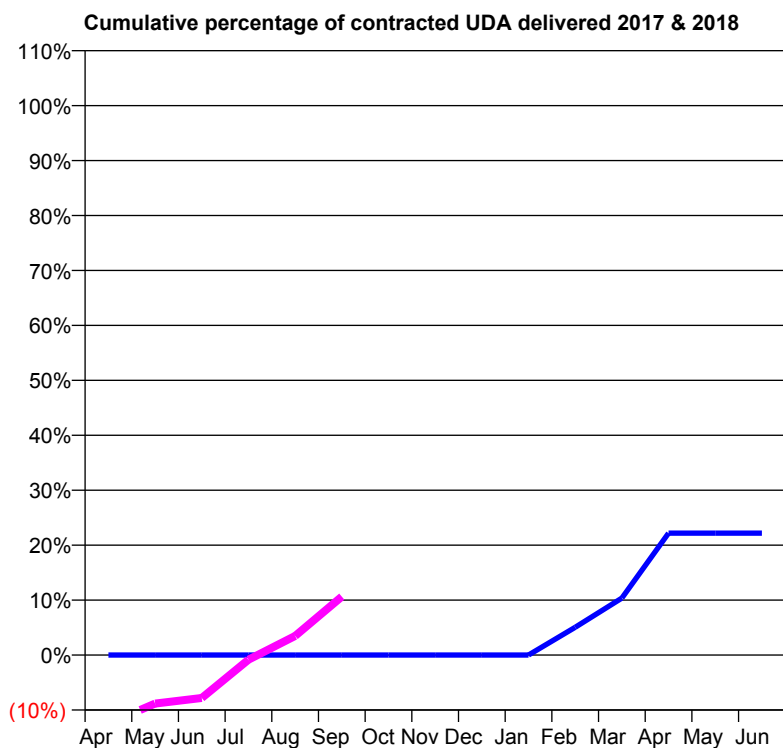
17/18 Contracted general activity (UDA)	4,000
Carry forward general activity (UDA)	527
17/18 Contracted orthodontic activity (UOA)	0
Carry forward orthodontic activity (UOA)	0
Baseline contract value	£91,296.00

ACCESS*

Patients seen in 24 months	Total	Change since previous quarter
Quarter ending September 2016	0	
Quarter ending December 2016	0	
Quarter ending March 2017	80	
Quarter ending June 2017	206	↑
Quarter ending September 2017	522	↑
Variance since September 2016	N/A	



ACTIVITY



Month	Adjusted Scheduled Activity (UDA)	
	2017	2018
April	0	-500
May	0	-354
June	0	-313
July	0	-35
August	0	140
September	0	426
October	0	
November	0	
December	0	
January	0	
February	34	
March	70	
April	150	
May	150	
June	150	

QUALITY

	Quantity	Base Number	Contract	LHB	Wales
% of FP17s for the same patient ID Re-attending within 3 months - Children	6	193	3.1%	9.7%	10.9%
% of FP17s for the same patient ID Re-attending within 3 months - Adults	23	313	7.3%	14.5%	16.2%
% of FP17s for the same patient ID Re-attending between 3 & 9 months - Children	9	193	4.7%	54.3%	58.9%
% of FP17s for the same patient ID Re-attending between 3 & 9 months - Adults	10	313	3.2%	51.4%	55.2%
% of FP17s for Band 1 Urgent Courses	35	465	7.5%	9.3%	9.1%
% of FP17s Relating to Free Repair or Replacements	0	465	0.0%	0.8%	0.8%
% of FP17s Relating to Continuations	7	465	1.5%	0.7%	0.8%
% of Patients satisfied with the dentistry they have received	0	0	N/A	93.7%	92.0%
% of Patients satisfied with the time they had to wait for an appointment	0	0	N/A	88.9%	87.6%

* This is based on patients treated on this contract for their most recent course of treatment. Figures in italics indicate the base number of FP17s or Patient Questionnaire responses are less than 100. N/A is shown where the base number of responses is less than 10 during the period. % is calculated as Quantity/Base number*100

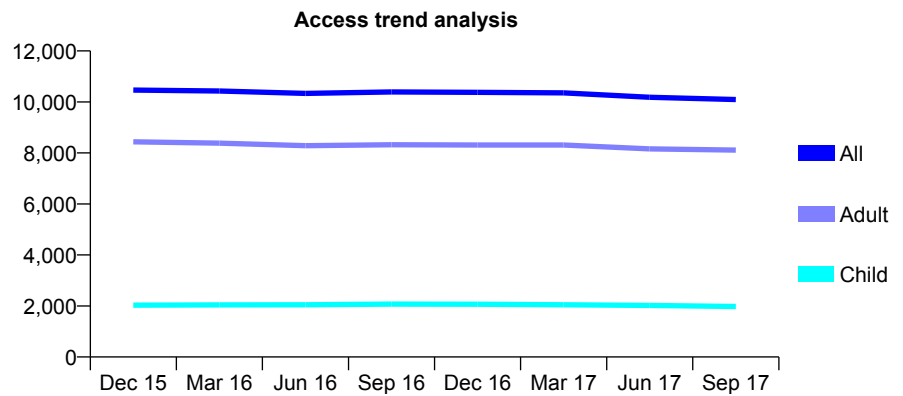
7A3 - Vital Signs At a Glance Contract Report for 101370/0066 - September 2017

Name or company name	Petrie Tucker and Partners Ltd
Contract type name	GDS Contract
Purpose of contract	General
Contract start date	01/04/2006
Contract end date	

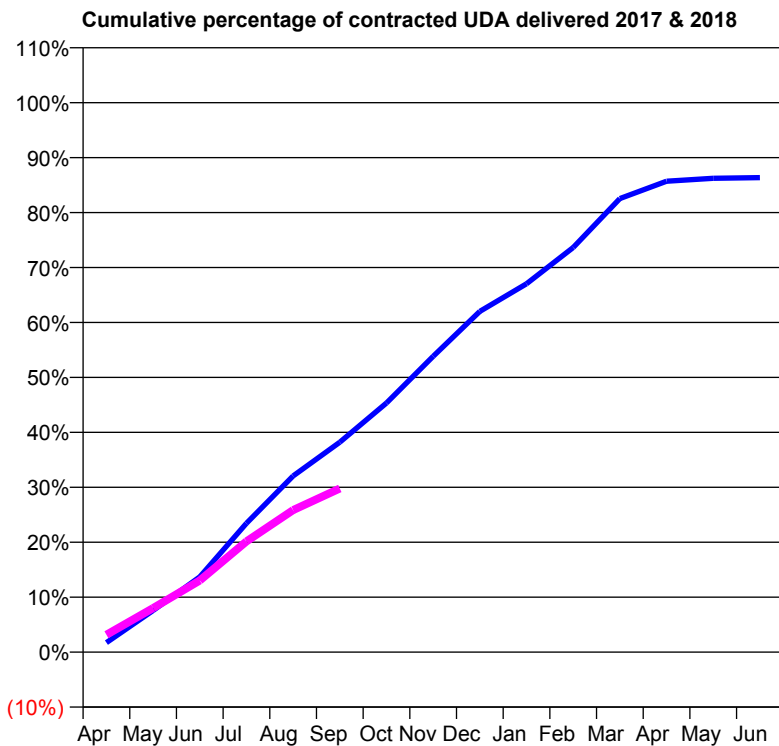
17/18 Contracted general activity (UDA)	29,190
Carry forward general activity (UDA)	0
17/18 Contracted orthodontic activity (UOA)	0
Carry forward orthodontic activity (UOA)	0
Baseline contract value	£680,354.63

ACCESS*

Patients seen in 24 months	Total	Change since previous quarter
Quarter ending September 2016	10,393	
Quarter ending December 2016	10,377	→
Quarter ending March 2017	10,357	→
Quarter ending June 2017	10,181	↓
Quarter ending September 2017	10,093	→
Variance since September 2016	(2.9%)	↓



ACTIVITY



Month	Adjusted Scheduled Activity (UDA)	
	2017	2018
April	507	927
May	2,215	2,342
June	3,995	3,805
July	6,848	5,881
August	9,359	7,551
September	11,150	8,696
October	13,237	
November	15,714	
December	18,100	
January	19,571	
February	21,496	
March	24,092	
April	25,014	
May	25,173	
June	25,207	

QUALITY

	Quantity	Base Number	Contract	LHB	Wales
% of FP17s for the same patient ID Re-attending within 3 months - Children	51	1,008	5.1%	9.7%	10.9%
% of FP17s for the same patient ID Re-attending within 3 months - Adults	357	4,165	8.6%	14.5%	16.2%
% of FP17s for the same patient ID Re-attending between 3 & 9 months - Children	422	1,008	41.9%	54.3%	58.9%
% of FP17s for the same patient ID Re-attending between 3 & 9 months - Adults	2,014	4,165	48.4%	51.4%	55.2%
% of FP17s for Band 1 Urgent Courses	290	4,712	6.2%	9.3%	9.1%
% of FP17s Relating to Free Repair or Replacements	55	4,712	1.2%	0.8%	0.8%
% of FP17s Relating to Continuations	37	4,712	0.8%	0.7%	0.8%
% of Patients satisfied with the dentistry they have received	31	33	93.9%	93.7%	92.0%
% of Patients satisfied with the time they had to wait for an appointment	28	33	84.8%	88.9%	87.6%

* This is based on patients treated on this contract for their most recent course of treatment. Figures in italics indicate the base number of FP17s or Patient Questionnaire responses are less than 100. N/A is shown where the base number of responses is less than 10 during the period. % is calculated as Quantity/Base number*100

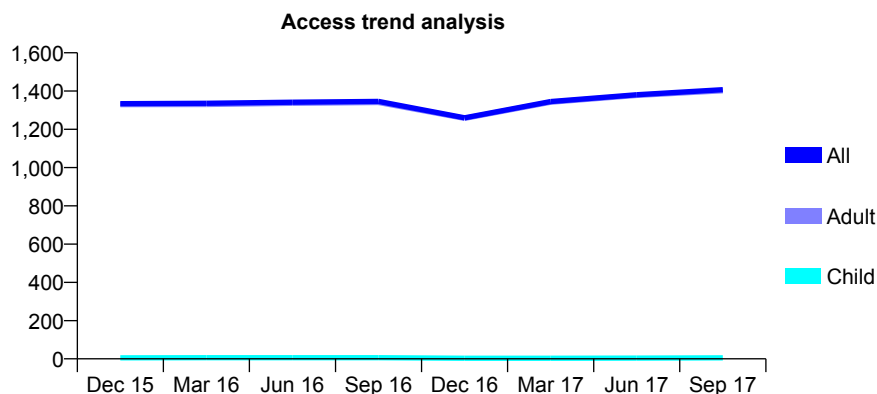
7A3 - Vital Signs At a Glance Contract Report for 103659/0002 - September 2017

Name or company name	Belgrave Dental Centre Ltd
Contract type name	GDS Contract
Purpose of contract	General
Contract start date	01/04/2009
Contract end date	

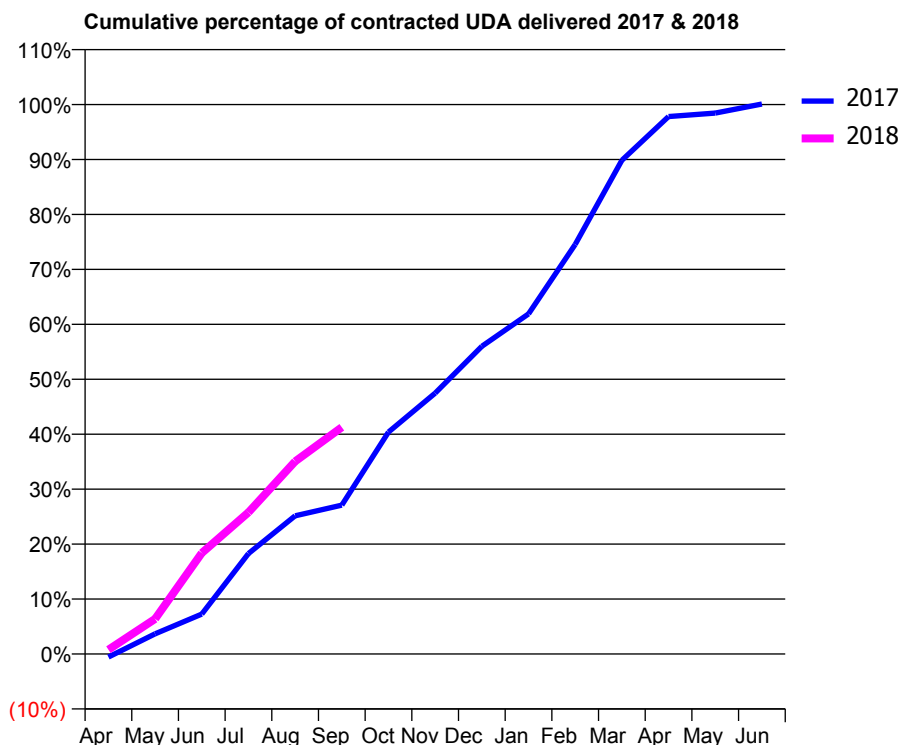
17/18 Contracted general activity (UDA)	2,050
Carry forward general activity (UDA)	-2
17/18 Contracted orthodontic activity (UOA)	0
Carry forward orthodontic activity (UOA)	0
Baseline contract value	£104,226.84

ACCESS*

Patients seen in 24 months	Total	Change since previous quarter
Quarter ending September 2016	1,346	
Quarter ending December 2016	1,260	↓
Quarter ending March 2017	1,345	↑
Quarter ending June 2017	1,381	↑
Quarter ending September 2017	1,407	→
Variance since September 2016	4.5%	↑



ACTIVITY



Month	Adjusted Scheduled Activity (UDA)	
	2017	2018
April	-12	16
May	75	131
June	149	377
July	375	529
August	516	719
September	556	846
October	828	
November	973	
December	1,148	
January	1,269	
February	1,528	
March	1,842	
April	2,005	
May	2,018	
June	2,052	

QUALITY

	Quantity	Base Number	Contract	LHB	Wales
% of FP17s for the same patient ID Re-attending within 3 months - Children	0	4	0.0%	9.7%	10.9%
% of FP17s for the same patient ID Re-attending within 3 months - Adults	33	720	4.6%	14.5%	16.2%
% of FP17s for the same patient ID Re-attending between 3 & 9 months - Children	1	4	25.0%	54.3%	58.9%
% of FP17s for the same patient ID Re-attending between 3 & 9 months - Adults	215	720	29.9%	51.4%	55.2%
% of FP17s for Band 1 Urgent Courses	32	527	6.1%	9.3%	9.1%
% of FP17s Relating to Free Repair or Replacements	0	527	0.0%	0.8%	0.8%
% of FP17s Relating to Continuations	2	527	0.4%	0.7%	0.8%
% of Patients satisfied with the dentistry they have received	0	0	N/A	93.7%	92.0%
% of Patients satisfied with the time they had to wait for an appointment	0	0	N/A	88.9%	87.6%

* This is based on patients treated on this contract for their most recent course of treatment. Figures in italics indicate the base number of FP17s or Patient Questionnaire responses are less than 100. N/A is shown where the base number of responses is less than 10 during the period. % is calculated as Quantity/Base number*100

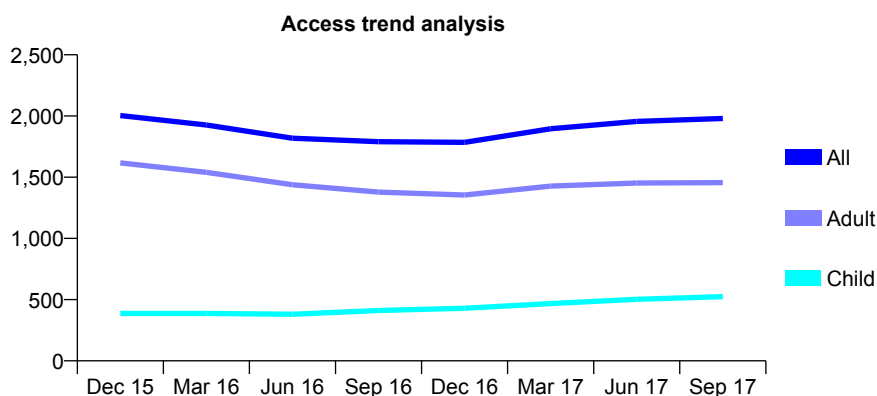
7A3 - Vital Signs At a Glance Contract Report for 103659/0004 - September 2017

Name or company name	Belgrave Dental Centre Ltd
Contract type name	GDS Contract
Purpose of contract	General
Contract start date	01/04/2013
Contract end date	

17/18 Contracted general activity (UDA)	7,627
Carry forward general activity (UDA)	140
17/18 Contracted orthodontic activity (UOA)	0
Carry forward orthodontic activity (UOA)	0
Baseline contract value	£180,994.25

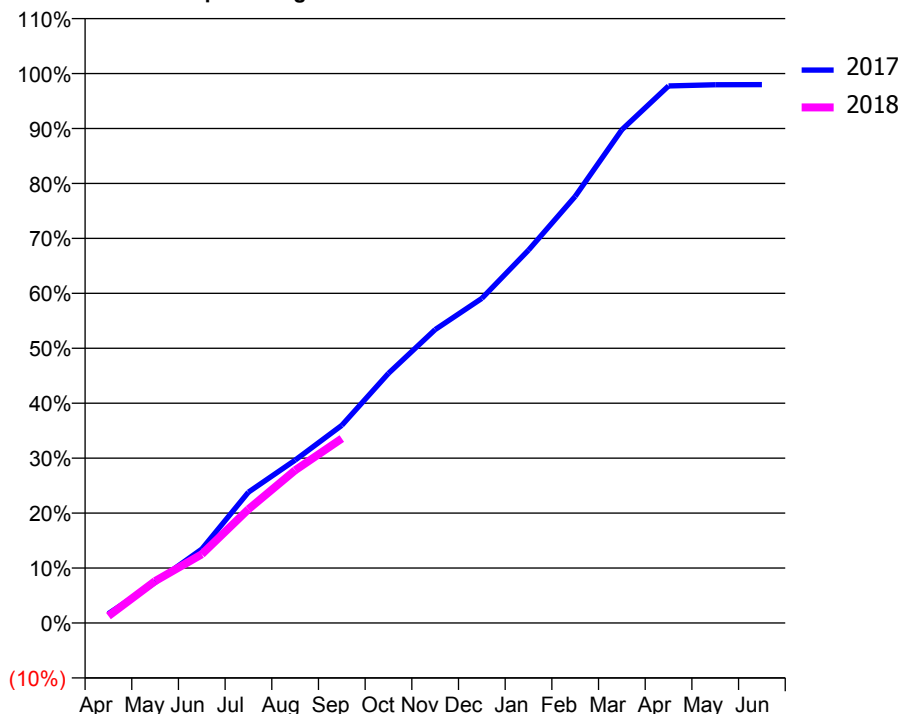
ACCESS*

Patients seen in 24 months	Total	Change since previous quarter
Quarter ending September 2016	1,790	
Quarter ending December 2016	1,785	→
Quarter ending March 2017	1,896	↑
Quarter ending June 2017	1,956	↑
Quarter ending September 2017	1,980	→
Variance since September 2016	10.6%	↑



ACTIVITY

Cumulative percentage of contracted UDA delivered 2017 & 2018



Adjusted Scheduled Activity (UDA)

Month	2017	2018
April	118	98
May	509	581
June	926	953
July	1,638	1,579
August	2,039	2,120
September	2,475	2,561
October	3,125	
November	3,672	
December	4,063	
January	4,666	
February	5,340	
March	6,173	
April	6,721	
May	6,736	
June	6,737	

QUALITY

	Quantity	Base Number	Contract	LHB	Wales
% of FP17s for the same patient ID Re-attending within 3 months - Children	12	317	3.8%	9.7%	10.9%
% of FP17s for the same patient ID Re-attending within 3 months - Adults	210	957	21.9%	14.5%	16.2%
% of FP17s for the same patient ID Re-attending between 3 & 9 months - Children	136	317	42.9%	54.3%	58.9%
% of FP17s for the same patient ID Re-attending between 3 & 9 months - Adults	382	957	39.9%	51.4%	55.2%
% of FP17s for Band 1 Urgent Courses	83	1,122	7.4%	9.3%	9.1%
% of FP17s Relating to Free Repair or Replacements	4	1,122	0.4%	0.8%	0.8%
% of FP17s Relating to Continuations	40	1,122	3.6%	0.7%	0.8%
% of Patients satisfied with the dentistry they have received	8	8	N/A	93.7%	92.0%
% of Patients satisfied with the time they had to wait for an appointment	8	8	N/A	88.9%	87.6%

* This is based on patients treated on this contract for their most recent course of treatment. Figures in italics indicate the base number of FP17s or Patient Questionnaire responses are less than 100. N/A is shown where the base number of responses is less than 10 during the period. % is calculated as Quantity/Base number*100

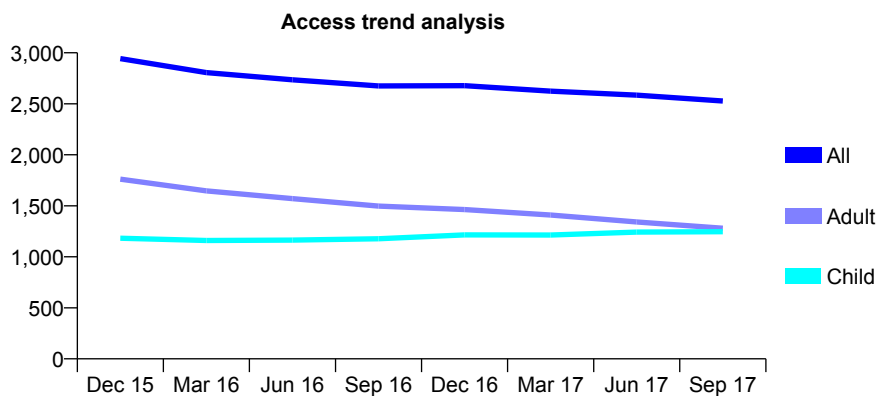
7A3 - Vital Signs At a Glance Contract Report for 103659/0005 - September 2017

Name or company name	Belgrave Dental Centre Ltd
Contract type name	PDS Plus Contract
Purpose of contract	General
Contract start date	01/04/2013
Contract end date	31/03/2018

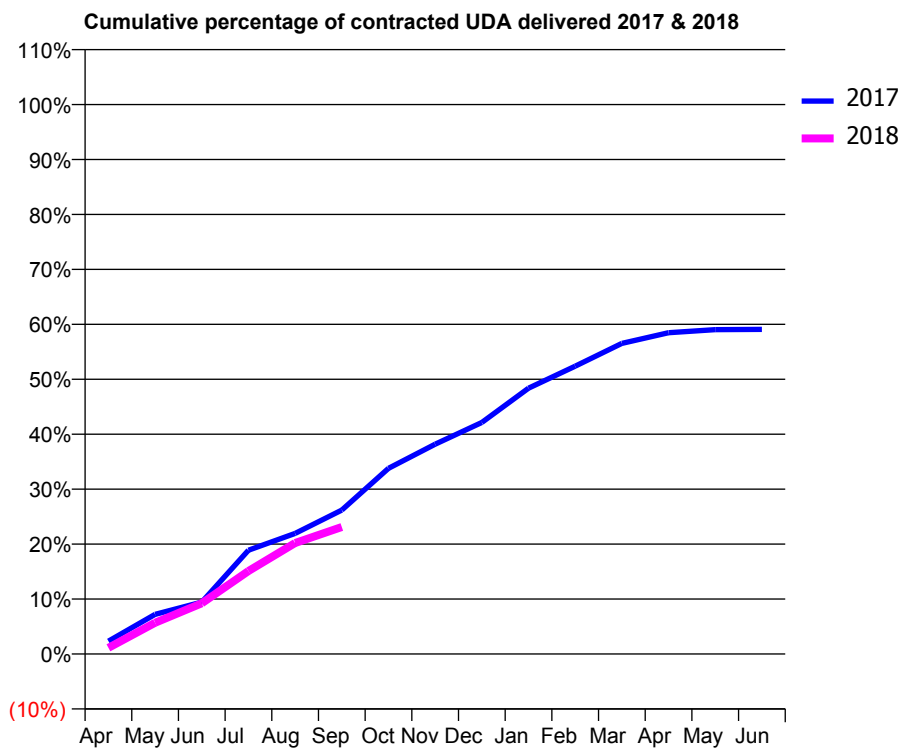
17/18 Contracted general activity (UDA)	9,397
Carry forward general activity (UDA)	0
17/18 Contracted orthodontic activity (UOA)	0
Carry forward orthodontic activity (UOA)	0
Baseline contract value	£244,469.47

ACCESS*

Patients seen in 24 months	Total	Change since previous quarter
Quarter ending September 2016	2,675	
Quarter ending December 2016	2,678	→
Quarter ending March 2017	2,624	↓
Quarter ending June 2017	2,585	↓
Quarter ending September 2017	2,528	↓
Variance since September 2016	(5.5%)	↓



ACTIVITY



Month	Adjusted Scheduled Activity (UDA)	
	2017	2018
April	221	106
May	678	535
June	889	869
July	1,775	1,420
August	2,063	1,898
September	2,461	2,173
October	3,175	
November	3,588	
December	3,960	
January	4,547	
February	4,923	
March	5,313	
April	5,494	
May	5,547	
June	5,551	

QUALITY

	Quantity	Base Number	Contract	LHB	Wales
% of FP17s for the same patient ID Re-attending within 3 months - Children	34	657	5.2%	9.7%	10.9%
% of FP17s for the same patient ID Re-attending within 3 months - Adults	117	624	18.8%	14.5%	16.2%
% of FP17s for the same patient ID Re-attending between 3 & 9 months - Children	233	657	35.5%	54.3%	58.9%
% of FP17s for the same patient ID Re-attending between 3 & 9 months - Adults	168	624	26.9%	51.4%	55.2%
% of FP17s for Band 1 Urgent Courses	233	1,139	20.5%	9.3%	9.1%
% of FP17s Relating to Free Repair or Replacements	3	1,139	0.3%	0.8%	0.8%
% of FP17s Relating to Continuations	10	1,139	0.9%	0.7%	0.8%
% of Patients satisfied with the dentistry they have received	5	5	N/A	93.7%	92.0%
% of Patients satisfied with the time they had to wait for an appointment	5	5	N/A	88.9%	87.6%

* This is based on patients treated on this contract for their most recent course of treatment. Figures in italics indicate the base number of FP17s or Patient Questionnaire responses are less than 100. N/A is shown where the base number of responses is less than 10 during the period. % is calculated as Quantity/Base number*100

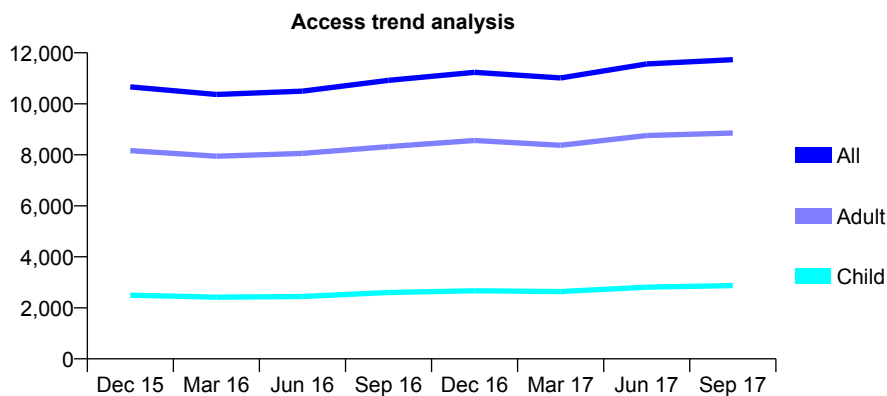
7A3 - Vital Signs At a Glance Contract Report for 103780/0002 - September 2017

Name or company name	Waterfront Dental Centre
Contract type name	PDS Plus Contract
Purpose of contract	General
Contract start date	01/04/2011
Contract end date	31/03/2018

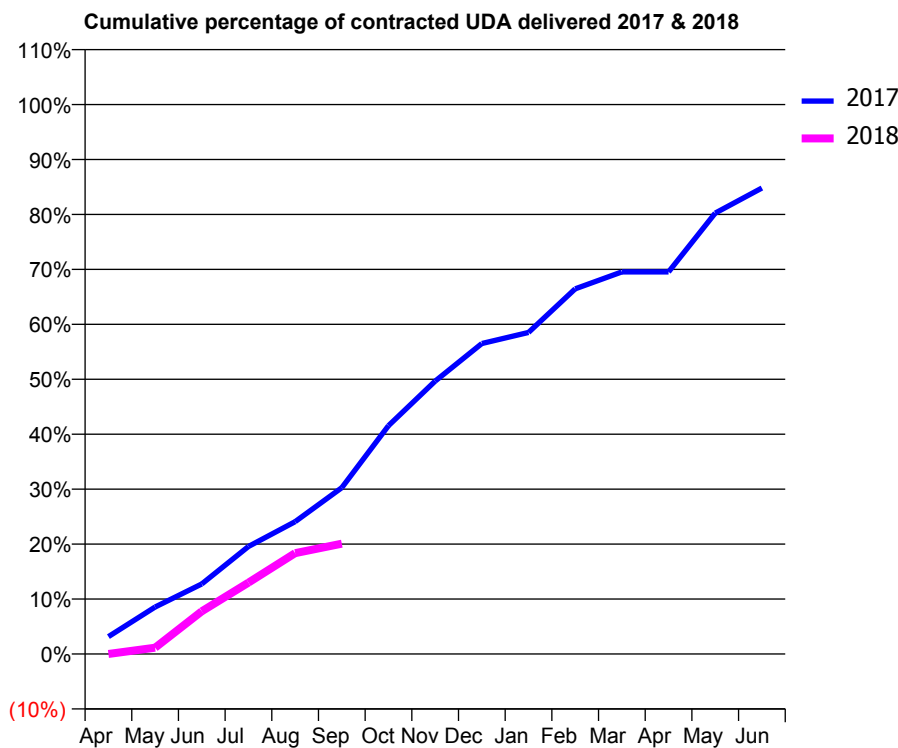
17/18 Contracted general activity (UDA)	31,916
Carry forward general activity (UDA)	0
17/18 Contracted orthodontic activity (UOA)	0
Carry forward orthodontic activity (UOA)	0
Baseline contract value	£747,286.52

ACCESS*

Patients seen in 24 months	Total	Change since previous quarter
Quarter ending September 2016	10,921	
Quarter ending December 2016	11,232	↑
Quarter ending March 2017	11,012	↓
Quarter ending June 2017	11,566	↑
Quarter ending September 2017	11,730	→
Variance since September 2016	7.4%	↑



ACTIVITY



Month	Adjusted Scheduled Activity (UDA)	
	2017	2018
April	1,013	0
May	2,730	369
June	4,071	2,479
July	6,245	4,144
August	7,689	5,863
September	9,659	6,406
October	13,266	
November	15,848	
December	18,031	
January	18,674	
February	21,210	
March	22,196	
April	22,196	
May	25,610	
June	27,066	

QUALITY

	Quantity	Base Number	Contract	LHB	Wales
% of FP17s for the same patient ID Re-attending within 3 months - Children	122	1,545	7.9%	9.7%	10.9%
% of FP17s for the same patient ID Re-attending within 3 months - Adults	729	5,028	14.5%	14.5%	16.2%
% of FP17s for the same patient ID Re-attending between 3 & 9 months - Children	415	1,545	26.9%	54.3%	58.9%
% of FP17s for the same patient ID Re-attending between 3 & 9 months - Adults	1,767	5,028	35.1%	51.4%	55.2%
% of FP17s for Band 1 Urgent Courses	1,166	3,917	29.8%	9.3%	9.1%
% of FP17s Relating to Free Repair or Replacements	46	3,917	1.2%	0.8%	0.8%
% of FP17s Relating to Continuations	0	3,917	0.0%	0.7%	0.8%
% of Patients satisfied with the dentistry they have received	11	11	100.0%	93.7%	92.0%
% of Patients satisfied with the time they had to wait for an appointment	11	11	100.0%	88.9%	87.6%

* This is based on patients treated on this contract for their most recent course of treatment. Figures in italics indicate the base number of FP17s or Patient Questionnaire responses are less than 100. N/A is shown where the base number of responses is less than 10 during the period. % is calculated as Quantity/Base number*100

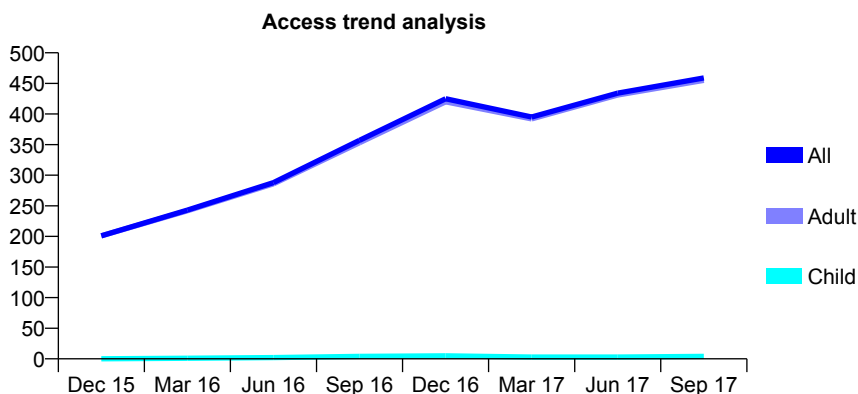
7A3 - Vital Signs At a Glance Contract Report for 114413/0001 - September 2017

Name or company name	Parkway Clinic
Contract type name	GDS Contract
Purpose of contract	General
Contract start date	01/04/2009
Contract end date	

17/18 Contracted general activity (UDA)	1,535
Carry forward general activity (UDA)	63
17/18 Contracted orthodontic activity (UOA)	0
Carry forward orthodontic activity (UOA)	0
Baseline contract value	£80,279.80

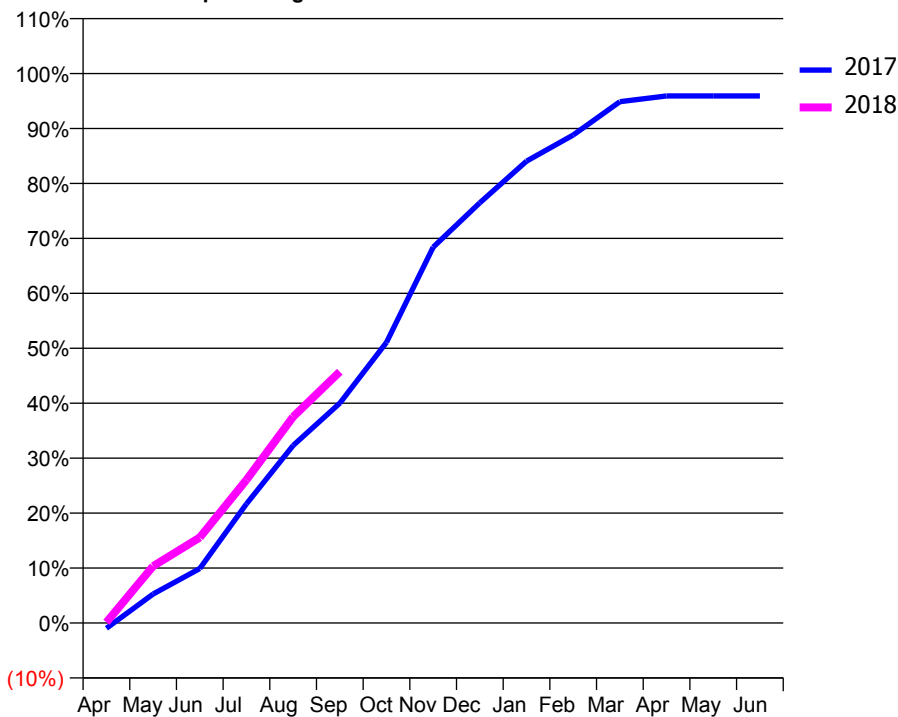
ACCESS*

Patients seen in 24 months	Total	Change since previous quarter
Quarter ending September 2016	357	
Quarter ending December 2016	425	↑
Quarter ending March 2017	395	↓
Quarter ending June 2017	434	↑
Quarter ending September 2017	459	↑
Variance since September 2016	28.6%	↑



ACTIVITY

Cumulative percentage of contracted UDA delivered 2017 & 2018



Month	Adjusted Scheduled Activity (UDA)	
	2017	2018
April	-15	2
May	81	159
June	152	239
July	333	400
August	496	576
September	614	702
October	784	
November	1,050	
December	1,174	
January	1,290	
February	1,363	
March	1,456	
April	1,472	
May	1,472	
June	1,472	

QUALITY

	Quantity	Base Number	Contract	LHB	Wales
% of FP17s for the same patient ID Re-attending within 3 months - Children	0	4	0.0%	9.7%	10.9%
% of FP17s for the same patient ID Re-attending within 3 months - Adults	8	283	2.8%	14.5%	16.2%
% of FP17s for the same patient ID Re-attending between 3 & 9 months - Children	0	4	0.0%	54.3%	58.9%
% of FP17s for the same patient ID Re-attending between 3 & 9 months - Adults	1	283	0.4%	51.4%	55.2%
% of FP17s for Band 1 Urgent Courses	0	279	0.0%	9.3%	9.1%
% of FP17s Relating to Free Repair or Replacements	0	279	0.0%	0.8%	0.8%
% of FP17s Relating to Continuations	0	279	0.0%	0.7%	0.8%
% of Patients satisfied with the dentistry they have received	0	0	N/A	93.7%	92.0%
% of Patients satisfied with the time they had to wait for an appointment	0	0	N/A	88.9%	87.6%

* This is based on patients treated on this contract for their most recent course of treatment. Figures in italics indicate the base number of FP17s or Patient Questionnaire responses are less than 100. N/A is shown where the base number of responses is less than 10 during the period. % is calculated as Quantity/Base number*100

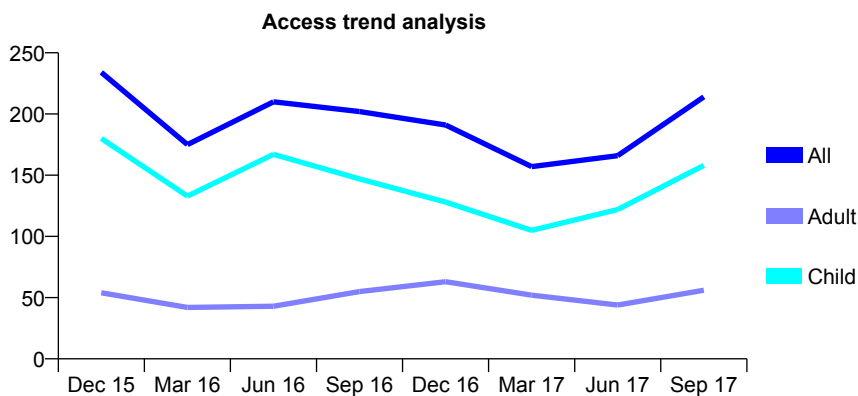
7A3 - Vital Signs At a Glance Contract Report for 114413/0002 - September 2017

Name or company name	Parkway Clinic
Contract type name	PDS Contract
Purpose of contract	General
Contract start date	01/04/2013
Contract end date	31/03/2020

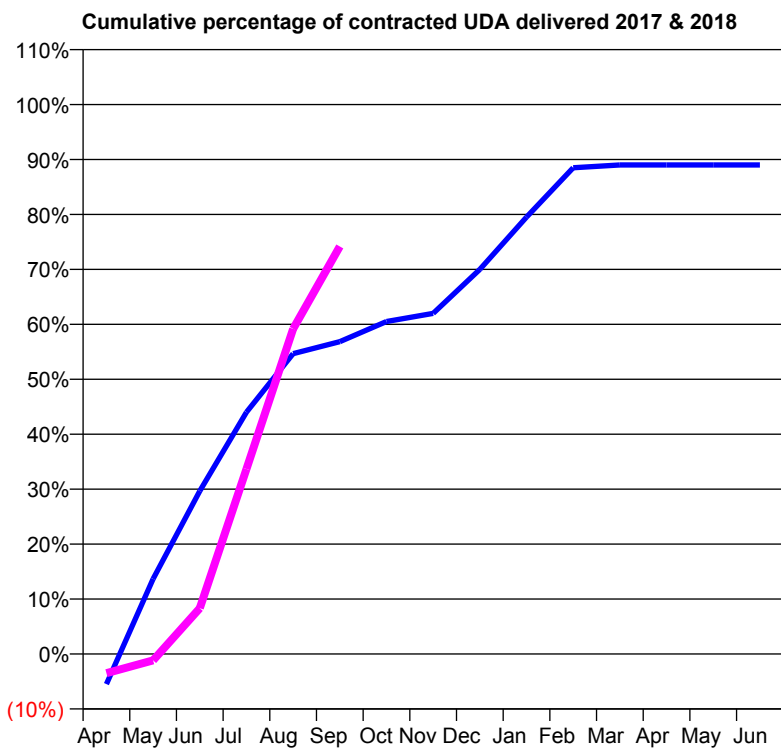
17/18 Contracted general activity (UDA)	600
Carry forward general activity (UDA)	33
17/18 Contracted orthodontic activity (UOA)	0
Carry forward orthodontic activity (UOA)	0
Baseline contract value	£33,726.93

ACCESS*

Patients seen in 24 months	Total	Change since previous quarter
Quarter ending September 2016	202	
Quarter ending December 2016	191	↓
Quarter ending March 2017	157	↓
Quarter ending June 2017	166	↑
Quarter ending September 2017	214	↑
Variance since September 2016	5.9%	↑



ACTIVITY



Month	Adjusted Scheduled Activity (UDA)	
	2017	2018
April	-33	-21
May	82	-7
June	178	50
July	264	202
August	328	355
September	341	445
October	363	
November	372	
December	420	
January	477	
February	531	
March	534	
April	534	
May	534	
June	534	

QUALITY

	Quantity	Base Number	Contract	LHB	Wales
% of FP17s for the same patient ID Re-attending within 3 months - Children	0	124	0.0%	9.7%	10.9%
% of FP17s for the same patient ID Re-attending within 3 months - Adults	0	40	0.0%	14.5%	16.2%
% of FP17s for the same patient ID Re-attending between 3 & 9 months - Children	0	124	0.0%	54.3%	58.9%
% of FP17s for the same patient ID Re-attending between 3 & 9 months - Adults	0	40	0.0%	51.4%	55.2%
% of FP17s for Band 1 Urgent Courses	0	164	0.0%	9.3%	9.1%
% of FP17s Relating to Free Repair or Replacements	0	164	0.0%	0.8%	0.8%
% of FP17s Relating to Continuations	0	164	0.0%	0.7%	0.8%
% of Patients satisfied with the dentistry they have received	0	0	N/A	93.7%	92.0%
% of Patients satisfied with the time they had to wait for an appointment	0	0	N/A	88.9%	87.6%

* This is based on patients treated on this contract for their most recent course of treatment. Figures in italics indicate the base number of FP17s or Patient Questionnaire responses are less than 100. N/A is shown where the base number of responses is less than 10 during the period. % is calculated as Quantity/Base number*100

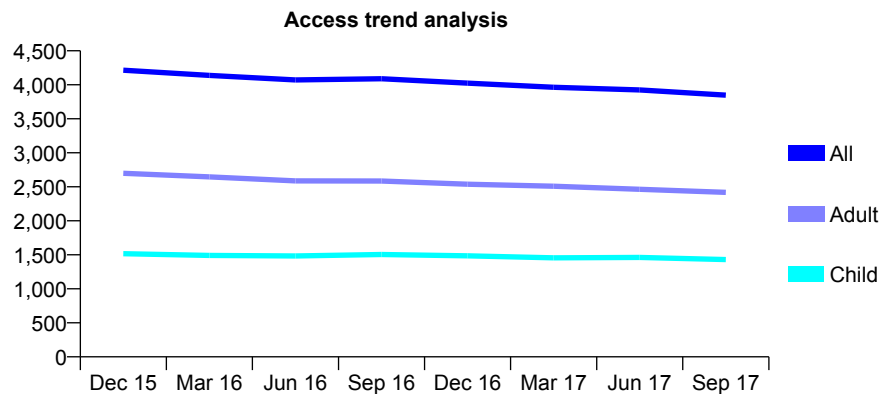
7A3 - Vital Signs At a Glance Contract Report for 117234/0001 - September 2017

Name or company name	Cwmtawe Dental Practice Ltd
Contract type name	GDS Contract
Purpose of contract	General and Orthodontic
Contract start date	01/04/2008
Contract end date	

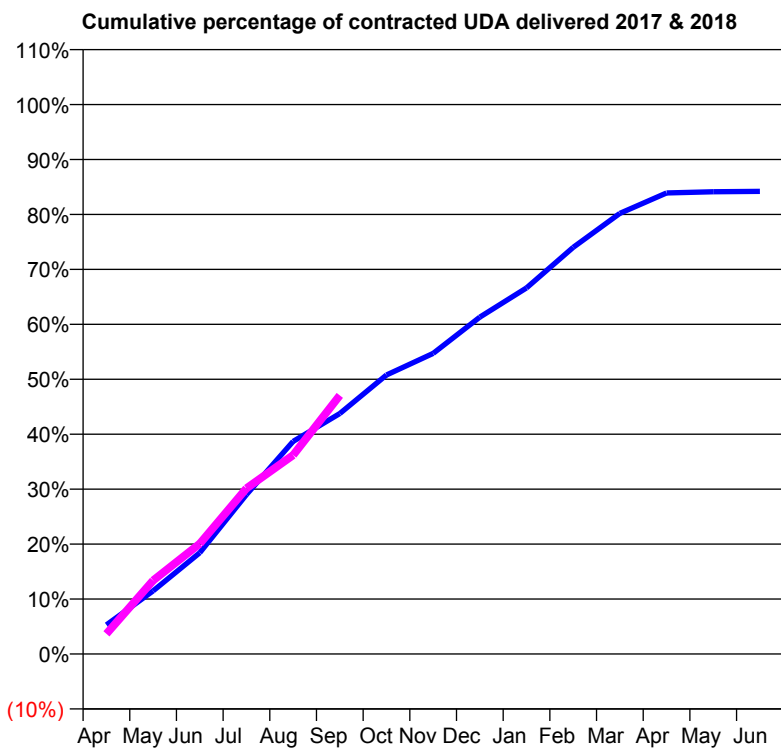
17/18 Contracted general activity (UDA)	9,000
Carry forward general activity (UDA)	32
17/18 Contracted orthodontic activity (UOA)	3,062
Carry forward orthodontic activity (UOA)	0
Baseline contract value	£422,446.95

ACCESS*

Patients seen in 24 months	Total	Change since previous quarter
Quarter ending September 2016	4,090	
Quarter ending December 2016	4,024	↓
Quarter ending March 2017	3,963	↓
Quarter ending June 2017	3,925	→
Quarter ending September 2017	3,849	↓
Variance since September 2016	(5.9%)	↓



ACTIVITY



Month	Adjusted Scheduled Activity (UDA)	
	2017	2018
April	610	330
May	1,322	1,205
June	2,120	1,806
July	3,338	2,713
August	4,455	3,258
September	5,039	4,235
October	5,845	
November	6,297	
December	7,058	
January	7,668	
February	8,517	
March	9,230	
April	9,657	
May	9,683	
June	9,692	

QUALITY

	Quantity	Base Number	Contract	LHB	Wales
% of FP17s for the same patient ID Re-attending within 3 months - Children	75	995	7.5%	9.7%	10.9%
% of FP17s for the same patient ID Re-attending within 3 months - Adults	174	1,471	11.8%	14.5%	16.2%
% of FP17s for the same patient ID Re-attending between 3 & 9 months - Children	379	995	38.1%	54.3%	58.9%
% of FP17s for the same patient ID Re-attending between 3 & 9 months - Adults	682	1,471	46.4%	51.4%	55.2%
% of FP17s for Band 1 Urgent Courses	134	2,127	6.3%	9.3%	9.1%
% of FP17s Relating to Free Repair or Replacements	26	2,127	1.2%	0.8%	0.8%
% of FP17s Relating to Continuations	3	2,127	0.1%	0.7%	0.8%
% of Patients satisfied with the dentistry they have received	18	19	94.7%	93.7%	92.0%
% of Patients satisfied with the time they had to wait for an appointment	16	19	84.2%	88.9%	87.6%

* This is based on patients treated on this contract for their most recent course of treatment. Figures in italics indicate the base number of FP17s or Patient Questionnaire responses are less than 100. N/A is shown where the base number of responses is less than 10 during the period. % is calculated as Quantity/Base number*100

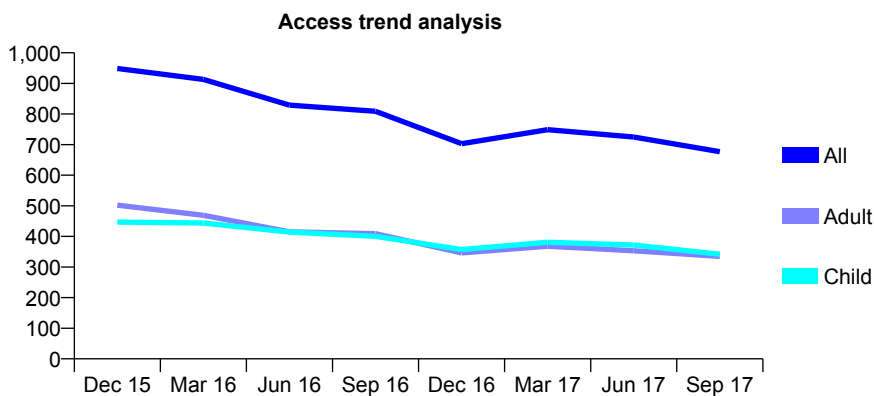
7A3 - Vital Signs At a Glance Contract Report for 121185/0001 - September 2017

Name or company name	Brynhafod Dental Practice Limited
Contract type name	GDS Contract
Purpose of contract	General
Contract start date	01/09/2011
Contract end date	

17/18 Contracted general activity (UDA)	1,743
Carry forward general activity (UDA)	-89
17/18 Contracted orthodontic activity (UOA)	0
Carry forward orthodontic activity (UOA)	0
Baseline contract value	£49,067.98

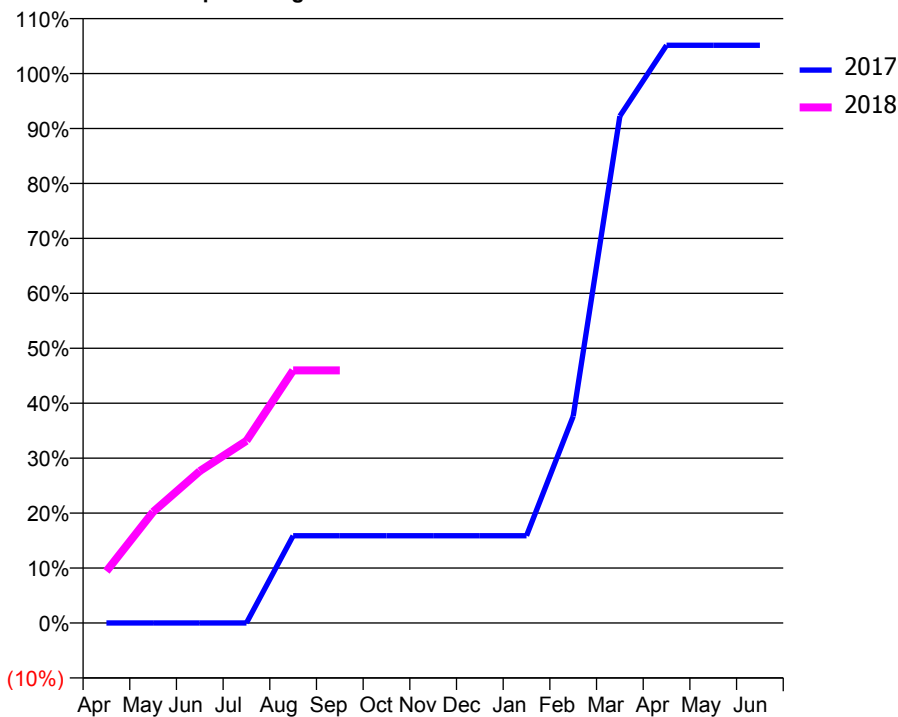
ACCESS*

Patients seen in 24 months	Total	Change since previous quarter
Quarter ending September 2016	809	
Quarter ending December 2016	703	↓
Quarter ending March 2017	749	↑
Quarter ending June 2017	725	↓
Quarter ending September 2017	677	↓
Variance since September 2016	(16.3%)	↓



ACTIVITY

Cumulative percentage of contracted UDA delivered 2017 & 2018



Adjusted Scheduled Activity (UDA)

Month	2017	2018
April	0	164
May	0	353
June	0	482
July	0	578
August	277	801
September	277	801
October	277	
November	277	
December	277	
January	277	
February	656	
March	1,608	
April	1,832	
May	1,832	
June	1,832	

QUALITY

	Quantity	Base Number	Contract	LHB	Wales
% of FP17s for the same patient ID Re-attending within 3 months - Children	14	175	8.0%	9.7%	10.9%
% of FP17s for the same patient ID Re-attending within 3 months - Adults	31	180	17.2%	14.5%	16.2%
% of FP17s for the same patient ID Re-attending between 3 & 9 months - Children	84	175	48.0%	54.3%	58.9%
% of FP17s for the same patient ID Re-attending between 3 & 9 months - Adults	58	180	32.2%	51.4%	55.2%
% of FP17s for Band 1 Urgent Courses	32	316	10.1%	9.3%	9.1%
% of FP17s Relating to Free Repair or Replacements	0	316	0.0%	0.8%	0.8%
% of FP17s Relating to Continuations	4	316	1.3%	0.7%	0.8%
% of Patients satisfied with the dentistry they have received	0	0	N/A	93.7%	92.0%
% of Patients satisfied with the time they had to wait for an appointment	0	0	N/A	88.9%	87.6%

* This is based on patients treated on this contract for their most recent course of treatment. Figures in italics indicate the base number of FP17s or Patient Questionnaire responses are less than 100. N/A is shown where the base number of responses is less than 10 during the period. % is calculated as Quantity/Base number*100

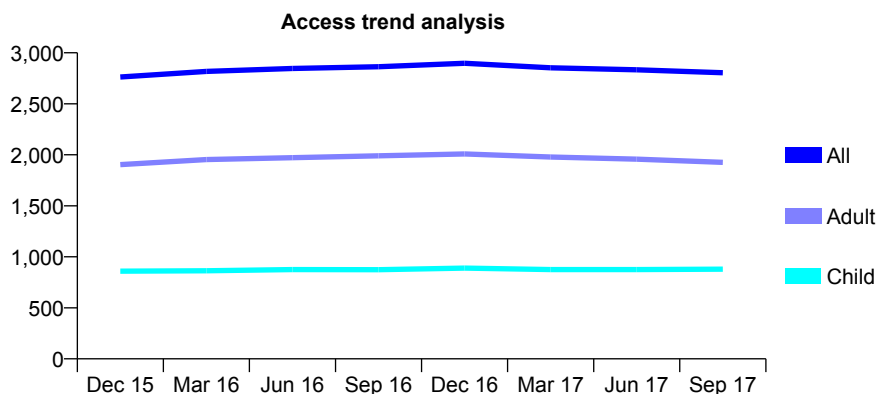
7A3 - Vital Signs At a Glance Contract Report for 123641/0001 - September 2017

Name or company name	Griffiths & Middleton
Contract type name	GDS Contract
Purpose of contract	General
Contract start date	01/11/2012
Contract end date	

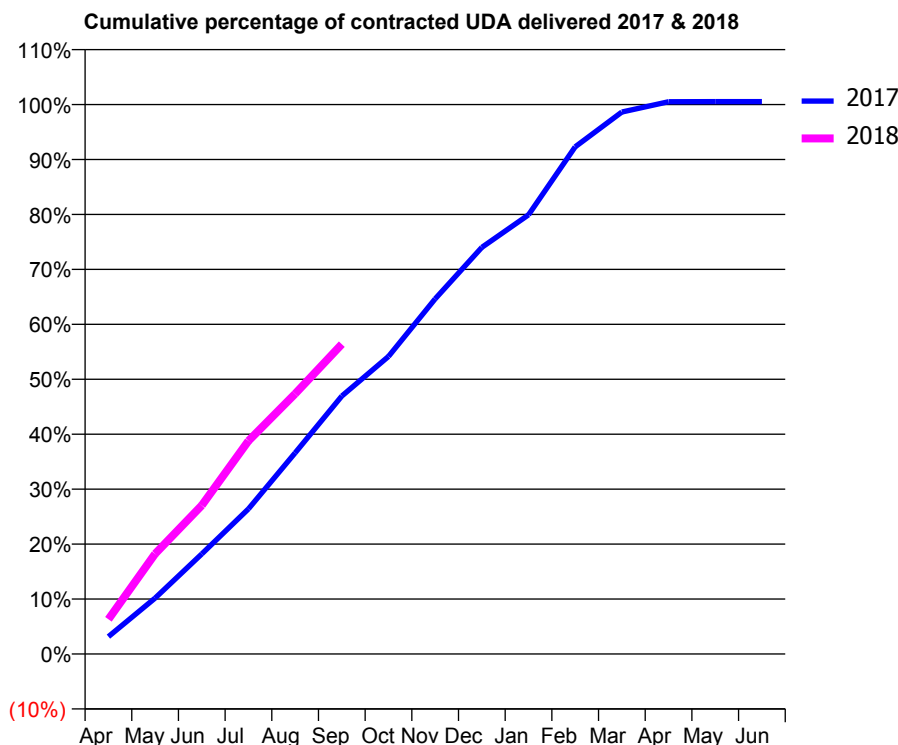
17/18 Contracted general activity (UDA)	8,335
Carry forward general activity (UDA)	0
17/18 Contracted orthodontic activity (UOA)	0
Carry forward orthodontic activity (UOA)	0
Baseline contract value	£215,939.80

ACCESS*

Patients seen in 24 months	Total	Change since previous quarter
Quarter ending September 2016	2,864	
Quarter ending December 2016	2,898	→
Quarter ending March 2017	2,853	↓
Quarter ending June 2017	2,833	→
Quarter ending September 2017	2,805	→
Variance since September 2016	(2.1%)	↓



ACTIVITY



Month	Adjusted Scheduled Activity (UDA)	
	2017	2018
April	265	527
May	849	1,521
June	1,518	2,254
July	2,202	3,234
August	3,052	3,947
September	3,912	4,700
October	4,513	
November	5,387	
December	6,167	
January	6,661	
February	7,693	
March	8,221	
April	8,376	
May	8,378	
June	8,379	

QUALITY

	Quantity	Base Number	Contract	LHB	Wales
% of FP17s for the same patient ID Re-attending within 3 months - Children	80	775	10.3%	9.7%	10.9%
% of FP17s for the same patient ID Re-attending within 3 months - Adults	342	1,678	20.4%	14.5%	16.2%
% of FP17s for the same patient ID Re-attending between 3 & 9 months - Children	479	775	61.8%	54.3%	58.9%
% of FP17s for the same patient ID Re-attending between 3 & 9 months - Adults	982	1,678	58.5%	51.4%	55.2%
% of FP17s for Band 1 Urgent Courses	228	2,349	9.7%	9.3%	9.1%
% of FP17s Relating to Free Repair or Replacements	26	2,349	1.1%	0.8%	0.8%
% of FP17s Relating to Continuations	18	2,349	0.8%	0.7%	0.8%
% of Patients satisfied with the dentistry they have received	13	14	92.9%	93.7%	92.0%
% of Patients satisfied with the time they had to wait for an appointment	12	14	85.7%	88.9%	87.6%

* This is based on patients treated on this contract for their most recent course of treatment. Figures in italics indicate the base number of FP17s or Patient Questionnaire responses are less than 100. N/A is shown where the base number of responses is less than 10 during the period. % is calculated as Quantity/Base number*100

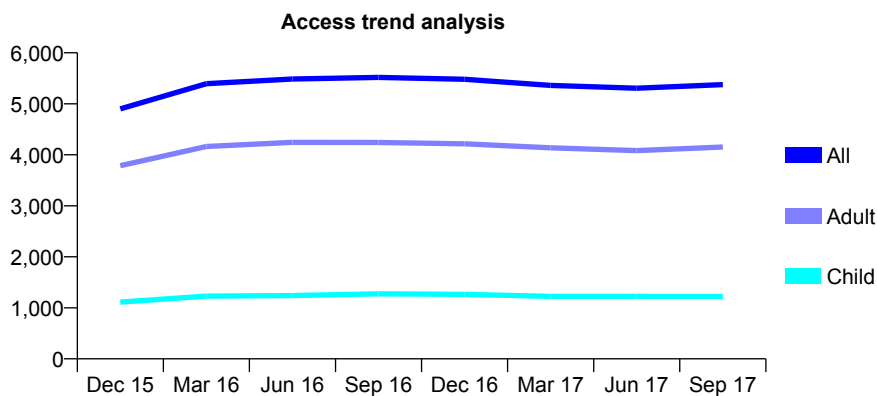
7A3 - Vital Signs At a Glance Contract Report for 125474/0001 - September 2017

Name or company name	Talbot Street Dental Surgery
Contract type name	GDS Contract
Purpose of contract	General
Contract start date	01/04/2014
Contract end date	

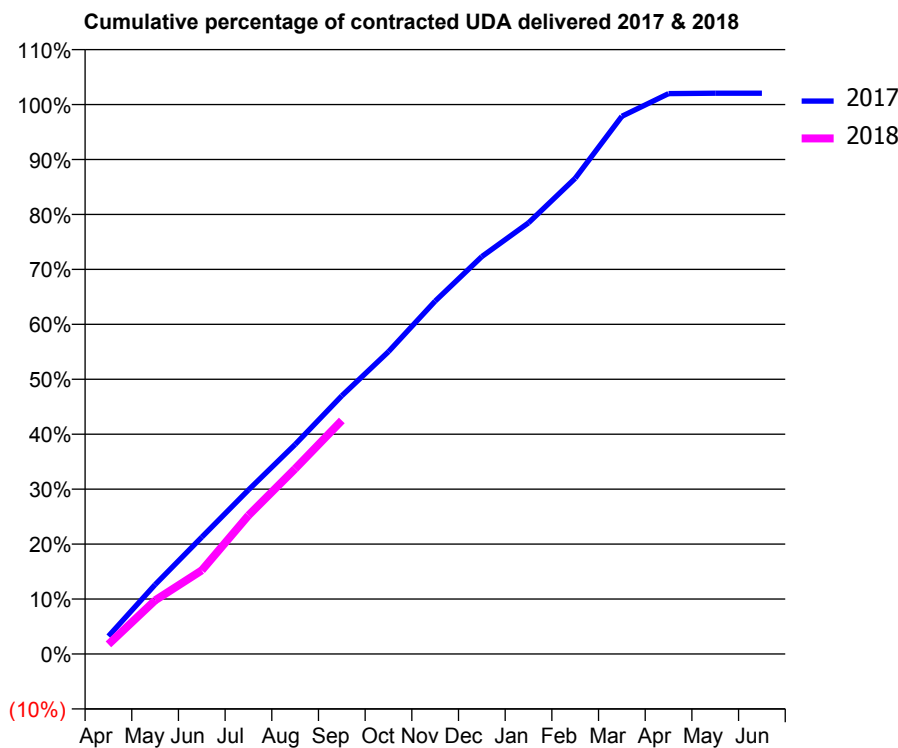
17/18 Contracted general activity (UDA)	15,259
Carry forward general activity (UDA)	0
17/18 Contracted orthodontic activity (UOA)	0
Carry forward orthodontic activity (UOA)	0
Baseline contract value	£340,563.66

ACCESS*

Patients seen in 24 months	Total	Change since previous quarter
Quarter ending September 2016	5,518	
Quarter ending December 2016	5,481	→
Quarter ending March 2017	5,362	↓
Quarter ending June 2017	5,307	↓
Quarter ending September 2017	5,376	→
Variance since September 2016	(2.6%)	↓



ACTIVITY



Month	Adjusted Scheduled Activity (UDA)	
	2017	2018
April	496	269
May	1,929	1,489
June	3,244	2,325
July	4,558	3,847
August	5,819	5,145
September	7,172	6,487
October	8,398	
November	9,800	
December	11,035	
January	11,972	
February	13,212	
March	14,931	
April	15,561	
May	15,573	
June	15,573	

QUALITY

	Quantity	Base Number	Contract	LHB	Wales
% of FP17s for the same patient ID Re-attending within 3 months - Children	41	762	5.4%	9.7%	10.9%
% of FP17s for the same patient ID Re-attending within 3 months - Adults	371	2,775	13.4%	14.5%	16.2%
% of FP17s for the same patient ID Re-attending between 3 & 9 months - Children	390	762	51.2%	54.3%	58.9%
% of FP17s for the same patient ID Re-attending between 3 & 9 months - Adults	1,398	2,775	50.4%	51.4%	55.2%
% of FP17s for Band 1 Urgent Courses	292	3,246	9.0%	9.3%	9.1%
% of FP17s Relating to Free Repair or Replacements	16	3,246	0.5%	0.8%	0.8%
% of FP17s Relating to Continuations	63	3,246	1.9%	0.7%	0.8%
% of Patients satisfied with the dentistry they have received	35	37	94.6%	93.7%	92.0%
% of Patients satisfied with the time they had to wait for an appointment	31	37	83.8%	88.9%	87.6%

* This is based on patients treated on this contract for their most recent course of treatment. Figures in italics indicate the base number of FP17s or Patient Questionnaire responses are less than 100. N/A is shown where the base number of responses is less than 10 during the period. % is calculated as Quantity/Base number*100

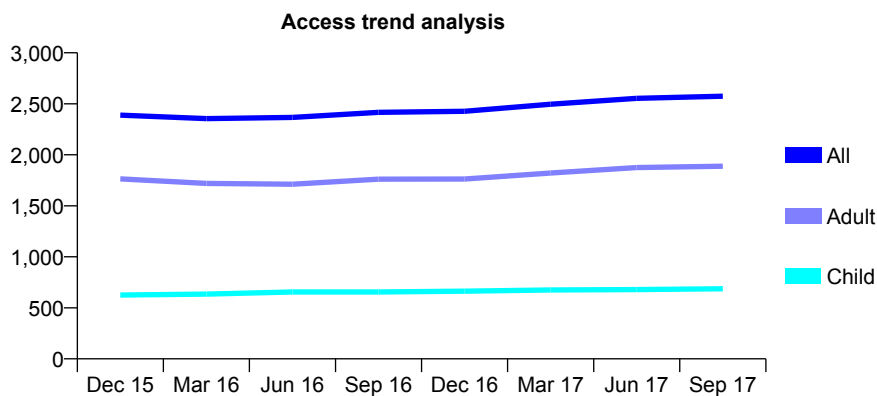
7A3 - Vital Signs At a Glance Contract Report for 127590/0001 - September 2017

Name or company name	Penclawdd Dental Practice
Contract type name	GDS Contract
Purpose of contract	General
Contract start date	01/01/2011
Contract end date	

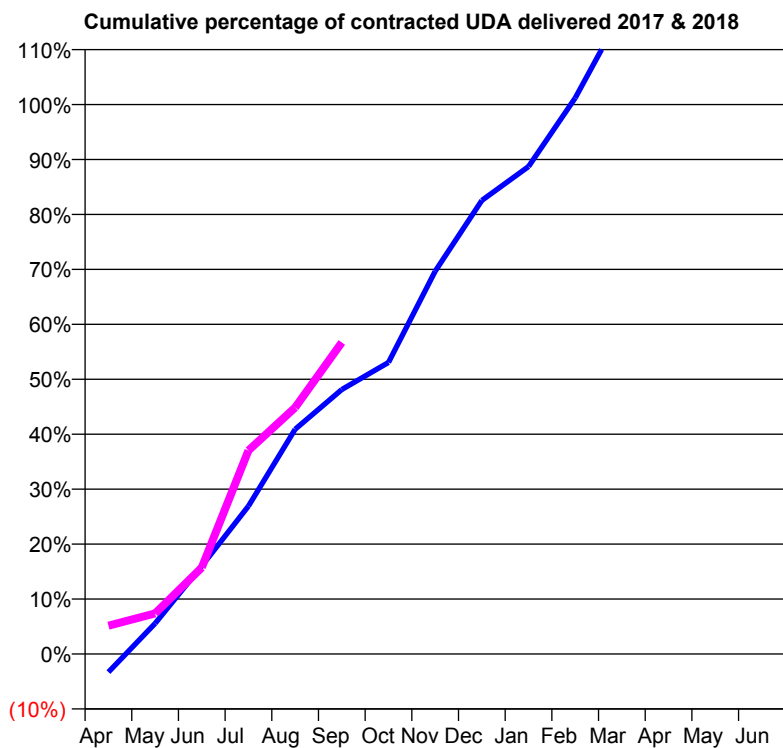
17/18 Contracted general activity (UDA)	5,810
Carry forward general activity (UDA)	0
17/18 Contracted orthodontic activity (UOA)	0
Carry forward orthodontic activity (UOA)	0
Baseline contract value	£142,392.13

ACCESS*

Patients seen in 24 months	Total	Change since previous quarter
Quarter ending September 2016	2,416	
Quarter ending December 2016	2,427	→
Quarter ending March 2017	2,496	↑
Quarter ending June 2017	2,554	↑
Quarter ending September 2017	2,575	→
Variance since September 2016	6.6%	↑



ACTIVITY



Month	Adjusted Scheduled Activity (UDA)	
	2017	2018
April	-193	300
May	323	429
June	932	914
July	1,564	2,153
August	2,377	2,607
September	2,796	3,294
October	3,083	
November	4,047	
December	4,796	
January	5,155	
February	5,878	
March	6,785	
April	7,402	
May	7,402	
June	7,436	

QUALITY

	Quantity	Base Number	Contract	LHB	Wales
% of FP17s for the same patient ID Re-attending within 3 months - Children	36	513	7.0%	9.7%	10.9%
% of FP17s for the same patient ID Re-attending within 3 months - Adults	160	1,316	12.2%	14.5%	16.2%
% of FP17s for the same patient ID Re-attending between 3 & 9 months - Children	301	513	58.7%	54.3%	58.9%
% of FP17s for the same patient ID Re-attending between 3 & 9 months - Adults	703	1,316	53.4%	51.4%	55.2%
% of FP17s for Band 1 Urgent Courses	275	1,563	17.6%	9.3%	9.1%
% of FP17s Relating to Free Repair or Replacements	23	1,563	1.5%	0.8%	0.8%
% of FP17s Relating to Continuations	0	1,563	0.0%	0.7%	0.8%
% of Patients satisfied with the dentistry they have received	13	13	100.0%	93.7%	92.0%
% of Patients satisfied with the time they had to wait for an appointment	13	13	100.0%	88.9%	87.6%

* This is based on patients treated on this contract for their most recent course of treatment. Figures in italics indicate the base number of FP17s or Patient Questionnaire responses are less than 100. N/A is shown where the base number of responses is less than 10 during the period. % is calculated as Quantity/Base number*100

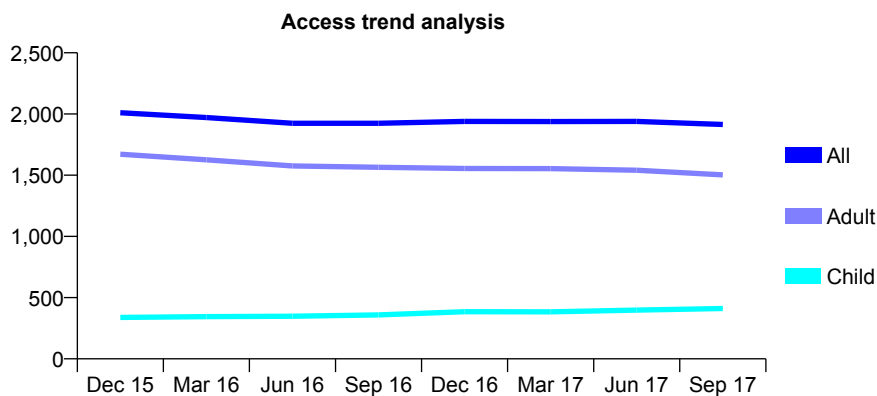
7A3 - Vital Signs At a Glance Contract Report for 128406/0001 - September 2017

Name or company name	Dr Philip Welch
Contract type name	GDS Contract
Purpose of contract	General
Contract start date	01/05/2012
Contract end date	

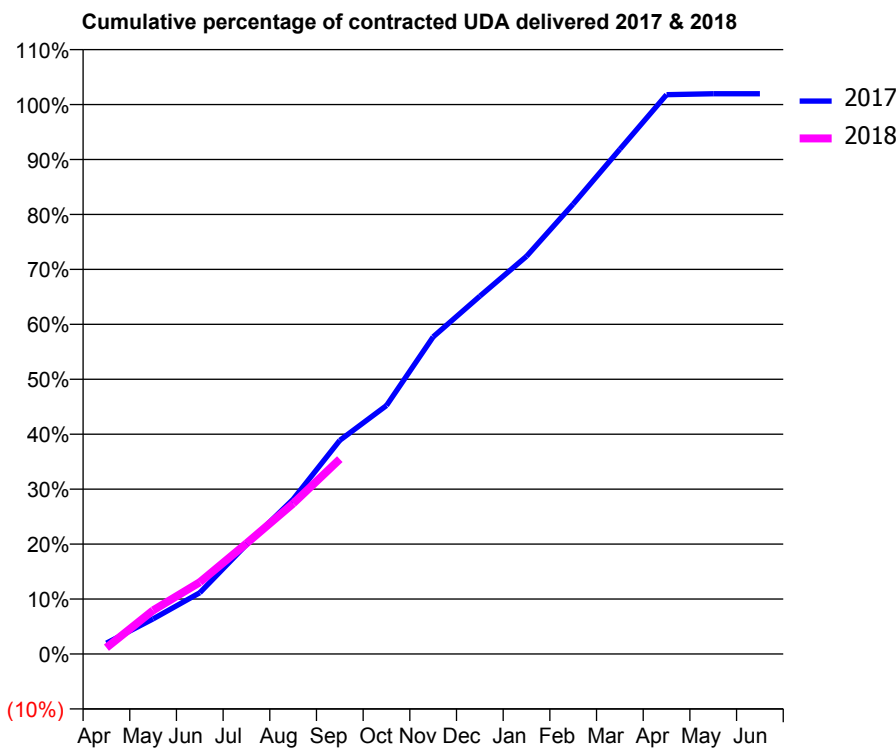
17/18 Contracted general activity (UDA)	6,869
Carry forward general activity (UDA)	113
17/18 Contracted orthodontic activity (UOA)	0
Carry forward orthodontic activity (UOA)	0
Baseline contract value	£179,102.73

ACCESS*

Patients seen in 24 months	Total	Change since previous quarter
Quarter ending September 2016	1,924	
Quarter ending December 2016	1,940	→
Quarter ending March 2017	1,938	→
Quarter ending June 2017	1,939	→
Quarter ending September 2017	1,914	↓
Variance since September 2016	(0.5%)	→



ACTIVITY



Month	Adjusted Scheduled Activity (UDA)	
	2017	2018
April	135	80
May	440	545
June	765	898
July	1,368	1,383
August	1,934	1,881
September	2,671	2,436
October	3,106	
November	3,965	
December	4,474	
January	4,971	
February	5,626	
March	6,311	
April	6,992	
May	7,004	
June	7,004	

QUALITY

	Quantity	Base Number	Contract	LHB	Wales
% of FP17s for the same patient ID Re-attending within 3 months - Children	36	318	11.3%	9.7%	10.9%
% of FP17s for the same patient ID Re-attending within 3 months - Adults	216	1,190	18.2%	14.5%	16.2%
% of FP17s for the same patient ID Re-attending between 3 & 9 months - Children	144	318	45.3%	54.3%	58.9%
% of FP17s for the same patient ID Re-attending between 3 & 9 months - Adults	693	1,190	58.2%	51.4%	55.2%
% of FP17s for Band 1 Urgent Courses	160	1,319	12.1%	9.3%	9.1%
% of FP17s Relating to Free Repair or Replacements	15	1,319	1.1%	0.8%	0.8%
% of FP17s Relating to Continuations	15	1,319	1.1%	0.7%	0.8%
% of Patients satisfied with the dentistry they have received	15	17	88.2%	93.7%	92.0%
% of Patients satisfied with the time they had to wait for an appointment	13	17	76.5%	88.9%	87.6%

* This is based on patients treated on this contract for their most recent course of treatment. Figures in italics indicate the base number of FP17s or Patient Questionnaire responses are less than 100. N/A is shown where the base number of responses is less than 10 during the period. % is calculated as Quantity/Base number*100

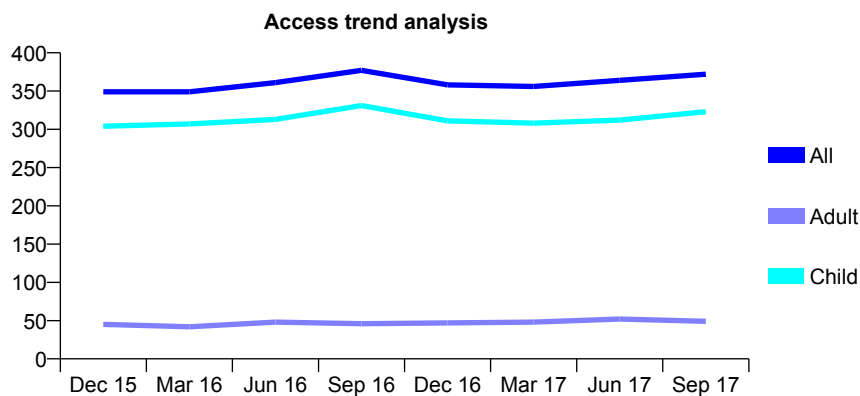
7A3 - Vital Signs At a Glance Contract Report for 136743/0001 - September 2017

Name or company name	Dr Webster & Dr Close
Contract type name	GDS Contract
Purpose of contract	General
Contract start date	07/06/2013
Contract end date	

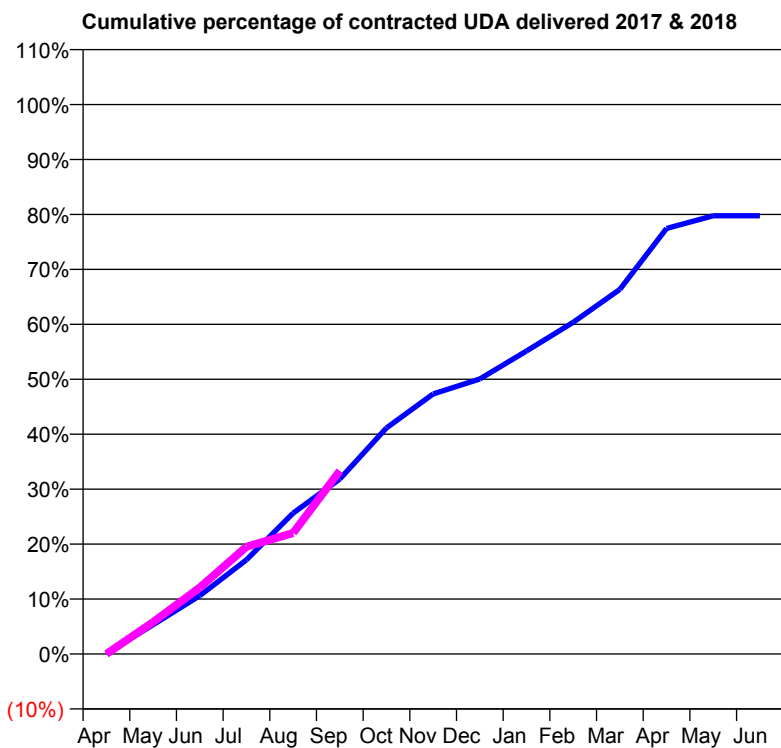
17/18 Contracted general activity (UDA)	1,000
Carry forward general activity (UDA)	0
17/18 Contracted orthodontic activity (UOA)	0
Carry forward orthodontic activity (UOA)	0
Baseline contract value	£22,254.62

ACCESS*

Patients seen in 24 months	Total	Change since previous quarter
Quarter ending September 2016	377	
Quarter ending December 2016	358	↓
Quarter ending March 2017	356	→
Quarter ending June 2017	364	↑
Quarter ending September 2017	372	↑
Variance since September 2016	(1.3%)	↓



ACTIVITY



Month	Adjusted Scheduled Activity (UDA)	
	2017	2018
April	1	0
May	53	58
June	106	121
July	171	195
August	256	220
September	318	333
October	411	
November	473	
December	500	
January	551	
February	604	
March	664	
April	775	
May	798	
June	798	

QUALITY

	Quantity	Base Number	Contract	LHB	Wales
% of FP17s for the same patient ID Re-attending within 3 months - Children	9	273	3.3%	9.7%	10.9%
% of FP17s for the same patient ID Re-attending within 3 months - Adults	0	13	0.0%	14.5%	16.2%
% of FP17s for the same patient ID Re-attending between 3 & 9 months - Children	159	273	58.2%	54.3%	58.9%
% of FP17s for the same patient ID Re-attending between 3 & 9 months - Adults	10	13	76.9%	51.4%	55.2%
% of FP17s for Band 1 Urgent Courses	3	204	1.5%	9.3%	9.1%
% of FP17s Relating to Free Repair or Replacements	0	204	0.0%	0.8%	0.8%
% of FP17s Relating to Continuations	0	204	0.0%	0.7%	0.8%
% of Patients satisfied with the dentistry they have received	0	1	N/A	93.7%	92.0%
% of Patients satisfied with the time they had to wait for an appointment	1	1	N/A	88.9%	87.6%

* This is based on patients treated on this contract for their most recent course of treatment. Figures in italics indicate the base number of FP17s or Patient Questionnaire responses are less than 100. N/A is shown where the base number of responses is less than 10 during the period. % is calculated as Quantity/Base number*100

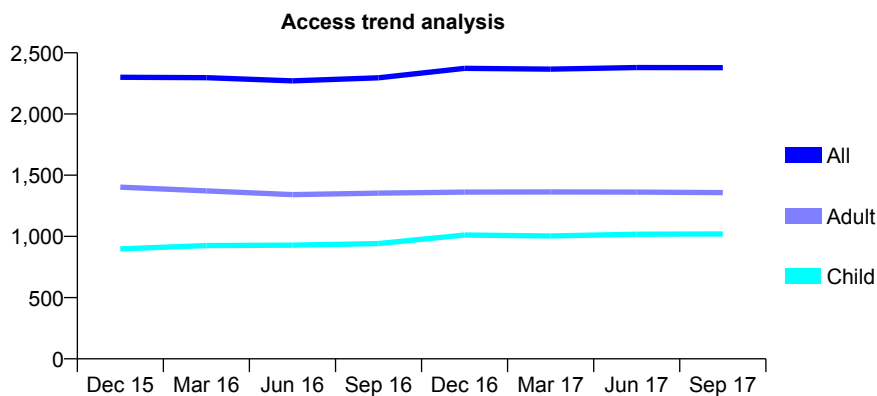
7A3 - Vital Signs At a Glance Contract Report for 142301/0001 - September 2017

Name or company name	Gower Healthcare Ltd
Contract type name	GDS Contract
Purpose of contract	General
Contract start date	01/04/2009
Contract end date	

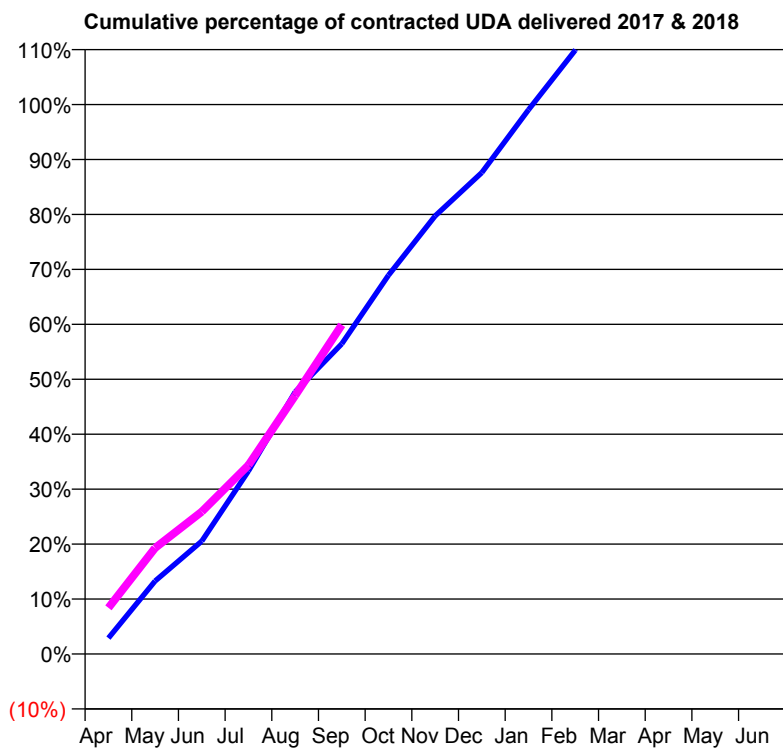
17/18 Contracted general activity (UDA)	7,100
Carry forward general activity (UDA)	-265
17/18 Contracted orthodontic activity (UOA)	0
Carry forward orthodontic activity (UOA)	0
Baseline contract value	£161,186.13

ACCESS*

Patients seen in 24 months	Total	Change since previous quarter
Quarter ending September 2016	2,296	
Quarter ending December 2016	2,373	↑
Quarter ending March 2017	2,367	→
Quarter ending June 2017	2,380	→
Quarter ending September 2017	2,378	→
Variance since September 2016	3.6%	↑



ACTIVITY



Month	Adjusted Scheduled Activity (UDA)	
	2017	2018
April	206	597
May	943	1,370
June	1,459	1,838
July	2,365	2,441
August	3,387	3,339
September	4,008	4,253
October	4,894	
November	5,661	
December	6,221	
January	7,032	
February	7,801	
March	8,760	
April	9,174	
May	9,184	
June	9,185	

QUALITY

	Quantity	Base Number	Contract	LHB	Wales
% of FP17s for the same patient ID Re-attending within 3 months - Children	67	885	7.6%	9.7%	10.9%
% of FP17s for the same patient ID Re-attending within 3 months - Adults	184	1,055	17.4%	14.5%	16.2%
% of FP17s for the same patient ID Re-attending between 3 & 9 months - Children	609	885	68.8%	54.3%	58.9%
% of FP17s for the same patient ID Re-attending between 3 & 9 months - Adults	614	1,055	58.2%	51.4%	55.2%
% of FP17s for Band 1 Urgent Courses	71	1,767	4.0%	9.3%	9.1%
% of FP17s Relating to Free Repair or Replacements	4	1,767	0.2%	0.8%	0.8%
% of FP17s Relating to Continuations	0	1,767	0.0%	0.7%	0.8%
% of Patients satisfied with the dentistry they have received	12	13	92.3%	93.7%	92.0%
% of Patients satisfied with the time they had to wait for an appointment	13	13	100.0%	88.9%	87.6%

* This is based on patients treated on this contract for their most recent course of treatment. Figures in italics indicate the base number of FP17s or Patient Questionnaire responses are less than 100. N/A is shown where the base number of responses is less than 10 during the period. % is calculated as Quantity/Base number*100

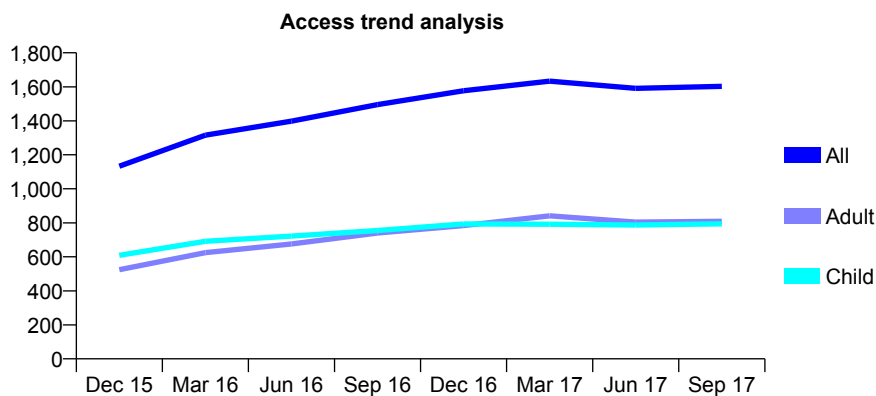
7A3 - Vital Signs At a Glance Contract Report for 143200/0001 - September 2017

Name or company name	Rhys Griffiths Ltd
Contract type name	GDS Contract
Purpose of contract	General
Contract start date	01/04/2015
Contract end date	

17/18 Contracted general activity (UDA)	5,144
Carry forward general activity (UDA)	0
17/18 Contracted orthodontic activity (UOA)	0
Carry forward orthodontic activity (UOA)	0
Baseline contract value	£126,538.28

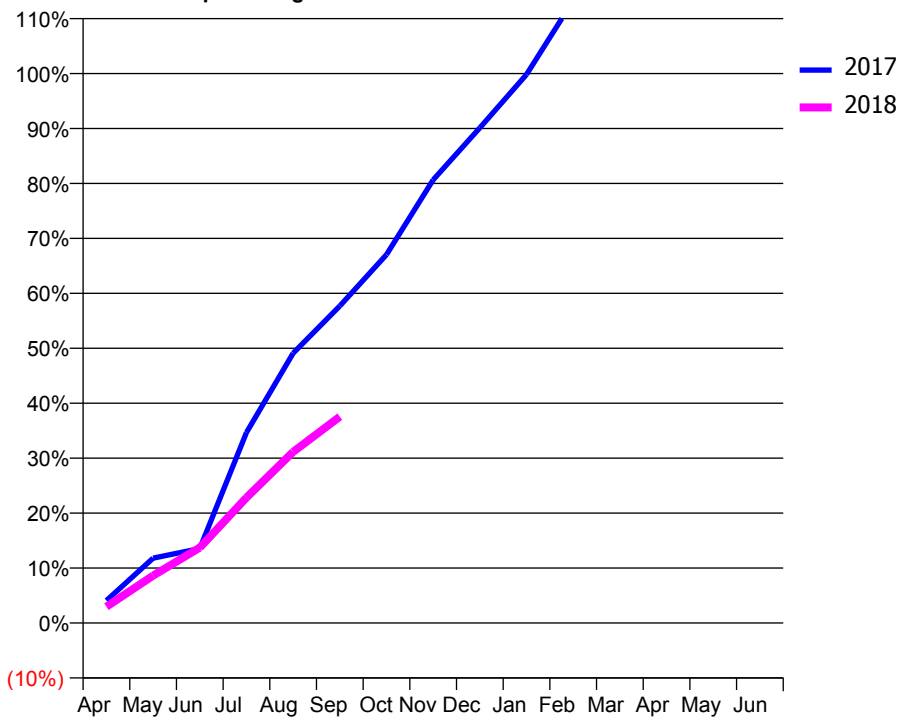
ACCESS*

Patients seen in 24 months	Total	Change since previous quarter
Quarter ending September 2016	1,495	
Quarter ending December 2016	1,577	↑
Quarter ending March 2017	1,633	↑
Quarter ending June 2017	1,591	↓
Quarter ending September 2017	1,603	→
Variance since September 2016	7.2%	↑



ACTIVITY

Cumulative percentage of contracted UDA delivered 2017 & 2018



Month	Adjusted Scheduled Activity (UDA)	
	2017	2018
April	143	153
May	413	443
June	474	706
July	1,213	1,174
August	1,718	1,602
September	2,019	1,932
October	2,346	
November	2,823	
December	3,154	
January	3,494	
February	3,963	
March	4,391	
April	4,599	
May	4,610	
June	4,625	

QUALITY

	Quantity	Base Number	Contract	LHB	Wales
% of FP17s for the same patient ID Re-attending within 3 months - Children	53	552	9.6%	9.7%	10.9%
% of FP17s for the same patient ID Re-attending within 3 months - Adults	101	495	20.4%	14.5%	16.2%
% of FP17s for the same patient ID Re-attending between 3 & 9 months - Children	254	552	46.0%	54.3%	58.9%
% of FP17s for the same patient ID Re-attending between 3 & 9 months - Adults	209	495	42.2%	51.4%	55.2%
% of FP17s for Band 1 Urgent Courses	105	942	11.1%	9.3%	9.1%
% of FP17s Relating to Free Repair or Replacements	0	942	0.0%	0.8%	0.8%
% of FP17s Relating to Continuations	1	942	0.1%	0.7%	0.8%
% of Patients satisfied with the dentistry they have received	6	6	N/A	93.7%	92.0%
% of Patients satisfied with the time they had to wait for an appointment	6	6	N/A	88.9%	87.6%

* This is based on patients treated on this contract for their most recent course of treatment. Figures in italics indicate the base number of FP17s or Patient Questionnaire responses are less than 100. N/A is shown where the base number of responses is less than 10 during the period. % is calculated as Quantity/Base number*100

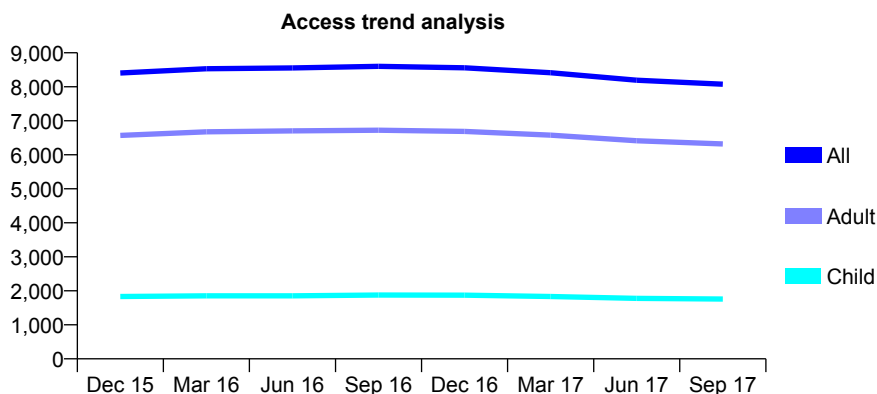
7A3 - Vital Signs At a Glance Contract Report for 145610/0001 - September 2017

Name or company name	Beynons Dental Surgery
Contract type name	GDS Contract
Purpose of contract	General
Contract start date	01/04/2009
Contract end date	

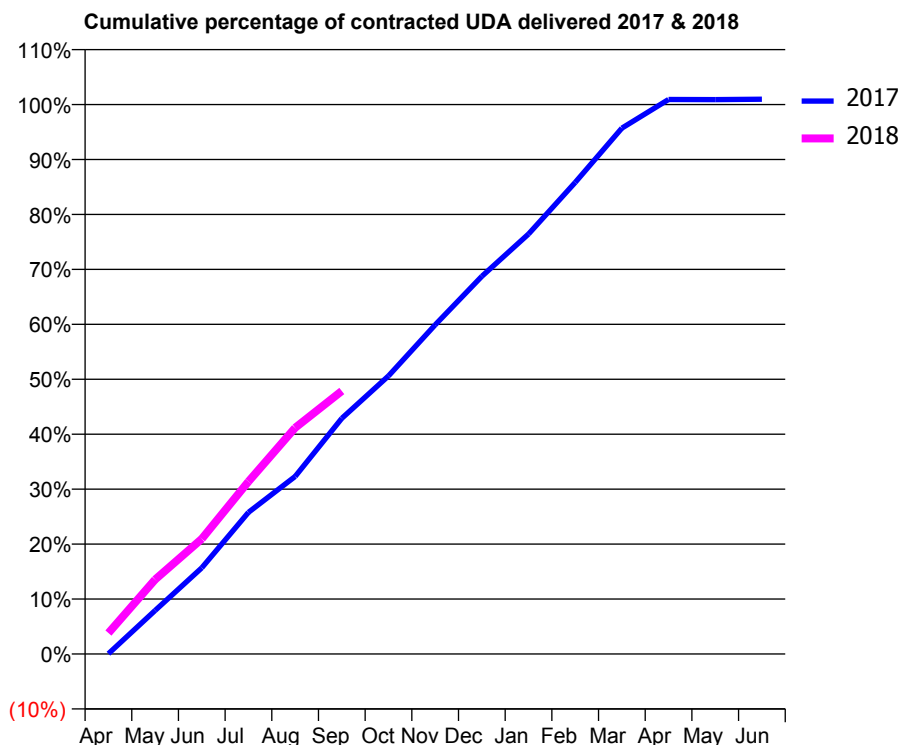
17/18 Contracted general activity (UDA)	24,396
Carry forward general activity (UDA)	0
17/18 Contracted orthodontic activity (UOA)	0
Carry forward orthodontic activity (UOA)	0
Baseline contract value	£553,876.45

ACCESS*

Patients seen in 24 months	Total	Change since previous quarter
Quarter ending September 2016	8,600	
Quarter ending December 2016	8,560	→
Quarter ending March 2017	8,414	↓
Quarter ending June 2017	8,193	↓
Quarter ending September 2017	8,078	↓
Variance since September 2016	(6.1%)	↓



ACTIVITY



Month	Adjusted Scheduled Activity (UDA)	
	2017	2018
April	15	934
May	1,934	3,307
June	3,826	5,112
July	6,292	7,659
August	7,886	10,042
September	10,462	11,680
October	12,346	
November	14,613	
December	16,767	
January	18,647	
February	20,940	
March	23,347	
April	24,619	
May	24,611	
June	24,632	

QUALITY

	Quantity	Base Number	Contract	LHB	Wales
% of FP17s for the same patient ID Re-attending within 3 months - Children	72	1,243	5.8%	9.7%	10.9%
% of FP17s for the same patient ID Re-attending within 3 months - Adults	598	4,347	13.8%	14.5%	16.2%
% of FP17s for the same patient ID Re-attending between 3 & 9 months - Children	744	1,243	59.9%	54.3%	58.9%
% of FP17s for the same patient ID Re-attending between 3 & 9 months - Adults	2,527	4,347	58.1%	51.4%	55.2%
% of FP17s for Band 1 Urgent Courses	458	5,109	9.0%	9.3%	9.1%
% of FP17s Relating to Free Repair or Replacements	75	5,109	1.5%	0.8%	0.8%
% of FP17s Relating to Continuations	4	5,109	0.1%	0.7%	0.8%
% of Patients satisfied with the dentistry they have received	57	57	100.0%	93.7%	92.0%
% of Patients satisfied with the time they had to wait for an appointment	54	57	94.7%	88.9%	87.6%

* This is based on patients treated on this contract for their most recent course of treatment. Figures in italics indicate the base number of FP17s or Patient Questionnaire responses are less than 100. N/A is shown where the base number of responses is less than 10 during the period. % is calculated as Quantity/Base number*100

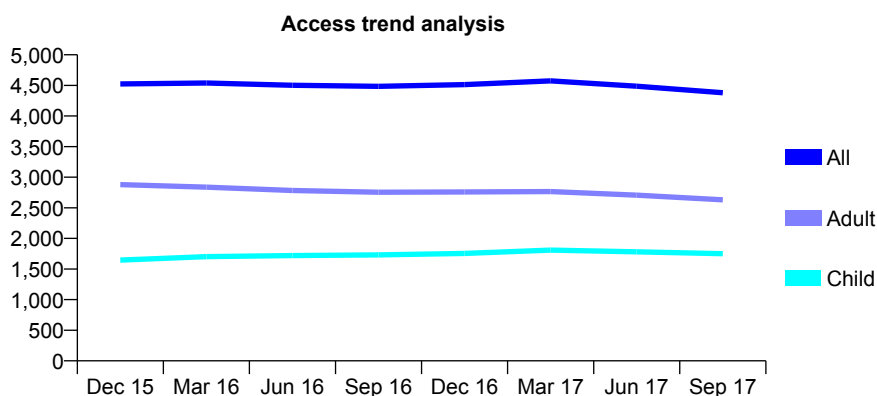
7A3 - Vital Signs At a Glance Contract Report for 147427/0001 - September 2017

Name or company name	Manor Road Dental Practice Limited
Contract type name	GDS Contract
Purpose of contract	General
Contract start date	01/08/2009
Contract end date	

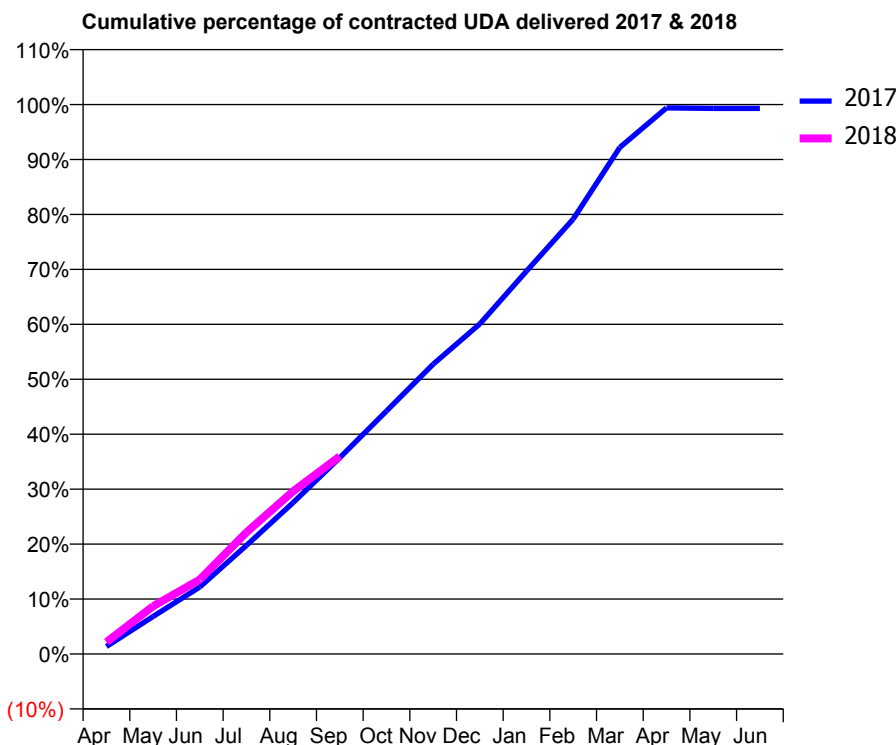
17/18 Contracted general activity (UDA)	11,252
Carry forward general activity (UDA)	0
17/18 Contracted orthodontic activity (UOA)	0
Carry forward orthodontic activity (UOA)	0
Baseline contract value	£273,121.33

ACCESS*

Patients seen in 24 months	Total	Change since previous quarter
Quarter ending September 2016	4,485	
Quarter ending December 2016	4,514	→
Quarter ending March 2017	4,575	→
Quarter ending June 2017	4,488	↓
Quarter ending September 2017	4,380	↓
Variance since September 2016	(2.3%)	↓



ACTIVITY



Month	Adjusted Scheduled Activity (UDA)	
	2017	2018
April	155	245
May	767	979
June	1,371	1,524
July	2,225	2,492
August	3,101	3,334
September	4,020	4,049
October	4,976	
November	5,935	
December	6,760	
January	7,842	
February	8,905	
March	10,376	
April	11,182	
May	11,172	
June	11,173	

QUALITY

	Quantity	Base Number	Contract	LHB	Wales
% of FP17s for the same patient ID Re-attending within 3 months - Children	76	994	7.6%	9.7%	10.9%
% of FP17s for the same patient ID Re-attending within 3 months - Adults	188	1,246	15.1%	14.5%	16.2%
% of FP17s for the same patient ID Re-attending between 3 & 9 months - Children	435	994	43.8%	54.3%	58.9%
% of FP17s for the same patient ID Re-attending between 3 & 9 months - Adults	390	1,246	31.3%	51.4%	55.2%
% of FP17s for Band 1 Urgent Courses	373	1,957	19.1%	9.3%	9.1%
% of FP17s Relating to Free Repair or Replacements	0	1,957	0.0%	0.8%	0.8%
% of FP17s Relating to Continuations	7	1,957	0.4%	0.7%	0.8%
% of Patients satisfied with the dentistry they have received	7	7	N/A	93.7%	92.0%
% of Patients satisfied with the time they had to wait for an appointment	7	7	N/A	88.9%	87.6%

* This is based on patients treated on this contract for their most recent course of treatment. Figures in italics indicate the base number of FP17s or Patient Questionnaire responses are less than 100. N/A is shown where the base number of responses is less than 10 during the period. % is calculated as Quantity/Base number*100

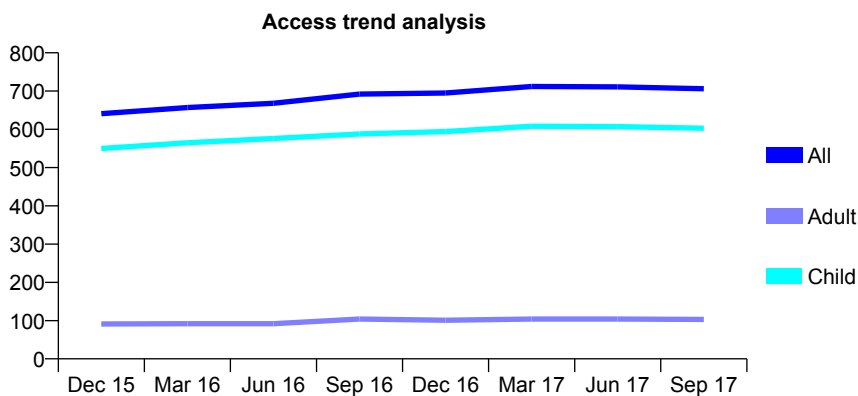
7A3 - Vital Signs At a Glance Contract Report for 147540/0001 - September 2017

Name or company name	Marsh Dental Surgery
Contract type name	GDS Contract
Purpose of contract	General
Contract start date	01/04/2006
Contract end date	

17/18 Contracted general activity (UDA)	1,650
Carry forward general activity (UDA)	0
17/18 Contracted orthodontic activity (UOA)	0
Carry forward orthodontic activity (UOA)	0
Baseline contract value	£37,274.71

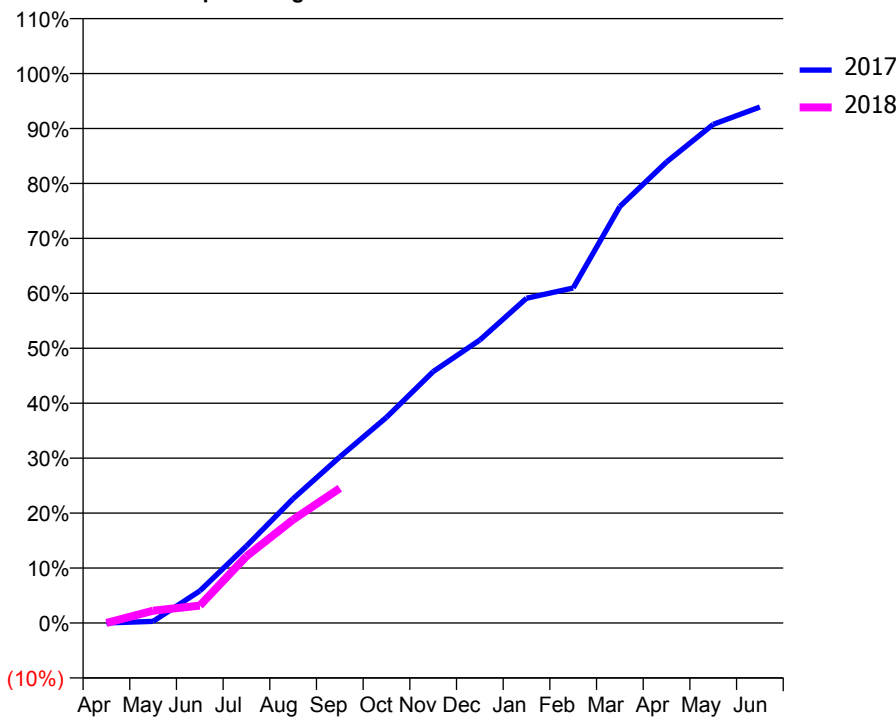
ACCESS*

Patients seen in 24 months	Total	Change since previous quarter
Quarter ending September 2016	692	
Quarter ending December 2016	695	→
Quarter ending March 2017	712	↑
Quarter ending June 2017	711	→
Quarter ending September 2017	706	→
Variance since September 2016	2.0%	↑



ACTIVITY

Cumulative percentage of contracted UDA delivered 2017 & 2018



Month	Adjusted Scheduled Activity (UDA)	
	2017	2018
April	0	0
May	5	37
June	96	52
July	231	200
August	373	311
September	499	405
October	618	
November	755	
December	850	
January	975	
February	1,006	
March	1,251	
April	1,384	
May	1,497	
June	1,549	

QUALITY

	Quantity	Base Number	Contract	LHB	Wales
% of FP17s for the same patient ID Re-attending within 3 months - Children	24	411	5.8%	9.7%	10.9%
% of FP17s for the same patient ID Re-attending within 3 months - Adults	0	14	0.0%	14.5%	16.2%
% of FP17s for the same patient ID Re-attending between 3 & 9 months - Children	254	411	61.8%	54.3%	58.9%
% of FP17s for the same patient ID Re-attending between 3 & 9 months - Adults	9	14	64.3%	51.4%	55.2%
% of FP17s for Band 1 Urgent Courses	3	261	1.1%	9.3%	9.1%
% of FP17s Relating to Free Repair or Replacements	0	261	0.0%	0.8%	0.8%
% of FP17s Relating to Continuations	0	261	0.0%	0.7%	0.8%
% of Patients satisfied with the dentistry they have received	2	2	N/A	93.7%	92.0%
% of Patients satisfied with the time they had to wait for an appointment	2	2	N/A	88.9%	87.6%

* This is based on patients treated on this contract for their most recent course of treatment. Figures in italics indicate the base number of FP17s or Patient Questionnaire responses are less than 100. N/A is shown where the base number of responses is less than 10 during the period. % is calculated as Quantity/Base number*100

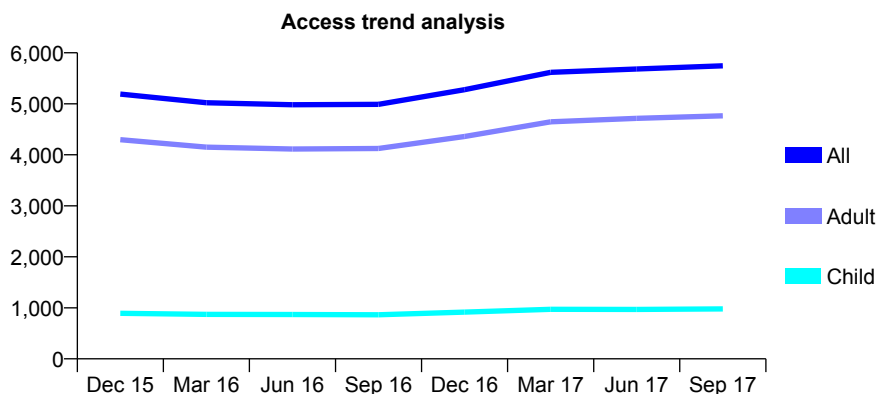
7A3 - Vital Signs At a Glance Contract Report for 148830/0001 - September 2017

Name or company name	United Dental Ltd
Contract type name	GDS Contract
Purpose of contract	General
Contract start date	01/04/2006
Contract end date	

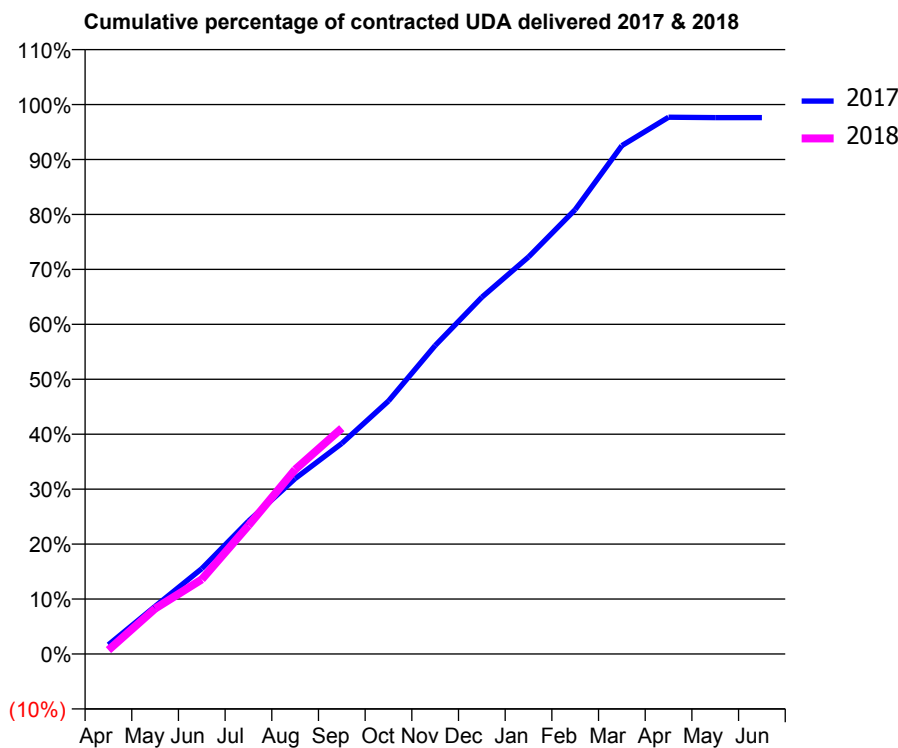
17/18 Contracted general activity (UDA)	16,210
Carry forward general activity (UDA)	387
17/18 Contracted orthodontic activity (UOA)	0
Carry forward orthodontic activity (UOA)	0
Baseline contract value	£383,112.64

ACCESS*

Patients seen in 24 months	Total	Change since previous quarter
Quarter ending September 2016	4,990	
Quarter ending December 2016	5,277	↑
Quarter ending March 2017	5,618	↑
Quarter ending June 2017	5,682	→
Quarter ending September 2017	5,746	→
Variance since September 2016	15.2%	↑



ACTIVITY



Month	Adjusted Scheduled Activity (UDA)	
	2017	2018
April	272	117
May	1,406	1,340
June	2,519	2,200
July	3,919	3,792
August	5,175	5,444
September	6,213	6,661
October	7,465	
November	9,102	
December	10,524	
January	11,714	
February	13,109	
March	14,996	
April	15,835	
May	15,823	
June	15,823	

QUALITY

	Quantity	Base Number	Contract	LHB	Wales
% of FP17s for the same patient ID Re-attending within 3 months - Children	30	597	5.0%	9.7%	10.9%
% of FP17s for the same patient ID Re-attending within 3 months - Adults	312	2,775	11.2%	14.5%	16.2%
% of FP17s for the same patient ID Re-attending between 3 & 9 months - Children	277	597	46.4%	54.3%	58.9%
% of FP17s for the same patient ID Re-attending between 3 & 9 months - Adults	1,067	2,775	38.5%	51.4%	55.2%
% of FP17s for Band 1 Urgent Courses	191	3,101	6.2%	9.3%	9.1%
% of FP17s Relating to Free Repair or Replacements	48	3,101	1.5%	0.8%	0.8%
% of FP17s Relating to Continuations	19	3,101	0.6%	0.7%	0.8%
% of Patients satisfied with the dentistry they have received	27	30	90.0%	93.7%	92.0%
% of Patients satisfied with the time they had to wait for an appointment	28	30	93.3%	88.9%	87.6%

* This is based on patients treated on this contract for their most recent course of treatment. Figures in italics indicate the base number of FP17s or Patient Questionnaire responses are less than 100. N/A is shown where the base number of responses is less than 10 during the period. % is calculated as Quantity/Base number*100

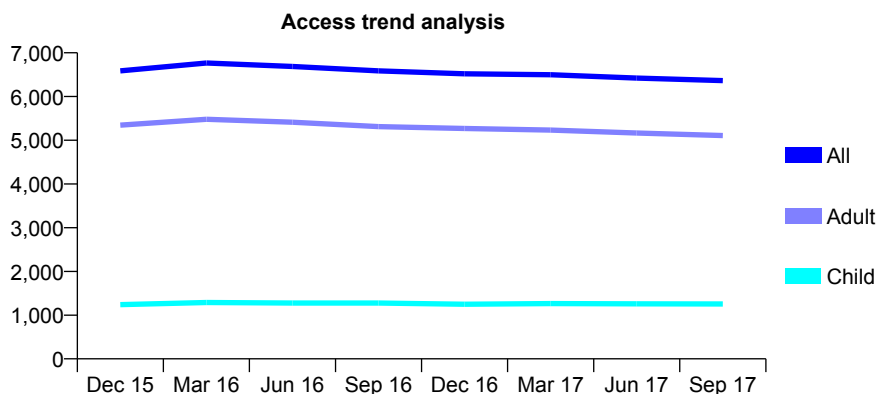
7A3 - Vital Signs At a Glance Contract Report for 150215/0001 - September 2017

Name or company name	T Metcalfe
Contract type name	GDS Contract
Purpose of contract	General
Contract start date	01/04/2014
Contract end date	

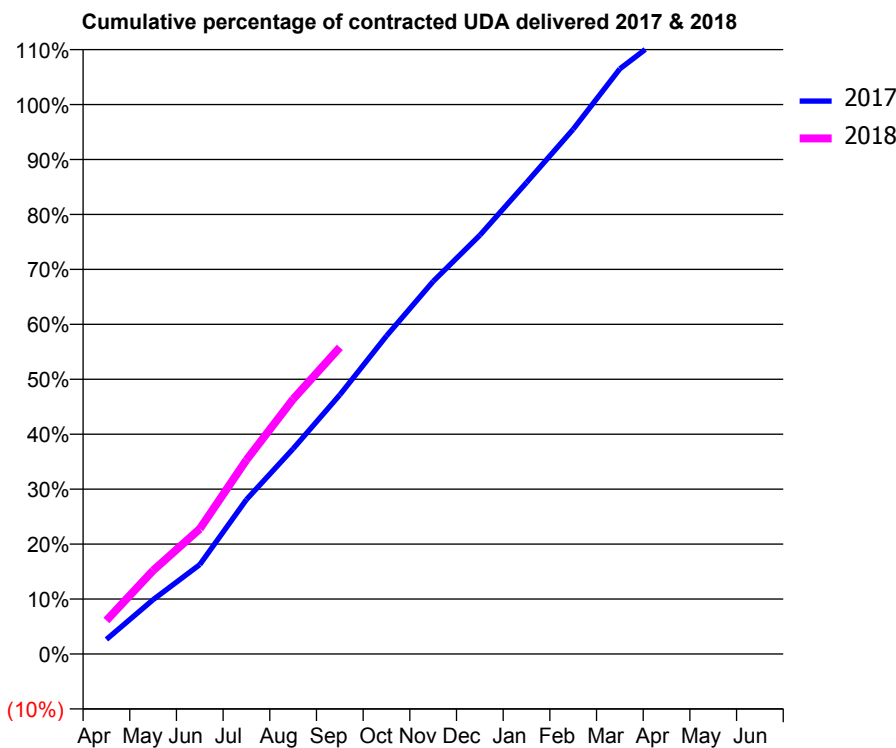
17/18 Contracted general activity (UDA)	16,447
Carry forward general activity (UDA)	-365
17/18 Contracted orthodontic activity (UOA)	0
Carry forward orthodontic activity (UOA)	0
Baseline contract value	£383,333.01

ACCESS*

Patients seen in 24 months	Total	Change since previous quarter
Quarter ending September 2016	6,587	
Quarter ending December 2016	6,519	↓
Quarter ending March 2017	6,498	→
Quarter ending June 2017	6,423	↓
Quarter ending September 2017	6,364	→
Variance since September 2016	(3.4%)	↓



ACTIVITY



Month	Adjusted Scheduled Activity (UDA)	
	2017	2018
April	437	1,002
May	1,627	2,499
June	2,676	3,748
July	4,623	5,809
August	6,146	7,628
September	7,759	9,178
October	9,523	
November	11,154	
December	12,533	
January	14,110	
February	15,707	
March	17,516	
April	18,577	
May	18,630	
June	18,632	

QUALITY

	Quantity	Base Number	Contract	LHB	Wales
% of FP17s for the same patient ID Re-attending within 3 months - Children	44	884	5.0%	9.7%	10.9%
% of FP17s for the same patient ID Re-attending within 3 months - Adults	519	3,900	13.3%	14.5%	16.2%
% of FP17s for the same patient ID Re-attending between 3 & 9 months - Children	421	884	47.6%	54.3%	58.9%
% of FP17s for the same patient ID Re-attending between 3 & 9 months - Adults	2,057	3,900	52.7%	51.4%	55.2%
% of FP17s for Band 1 Urgent Courses	238	4,343	5.5%	9.3%	9.1%
% of FP17s Relating to Free Repair or Replacements	21	4,343	0.5%	0.8%	0.8%
% of FP17s Relating to Continuations	15	4,343	0.3%	0.7%	0.8%
% of Patients satisfied with the dentistry they have received	66	70	94.3%	93.7%	92.0%
% of Patients satisfied with the time they had to wait for an appointment	65	70	92.9%	88.9%	87.6%

* This is based on patients treated on this contract for their most recent course of treatment. Figures in italics indicate the base number of FP17s or Patient Questionnaire responses are less than 100. N/A is shown where the base number of responses is less than 10 during the period. % is calculated as Quantity/Base number*100

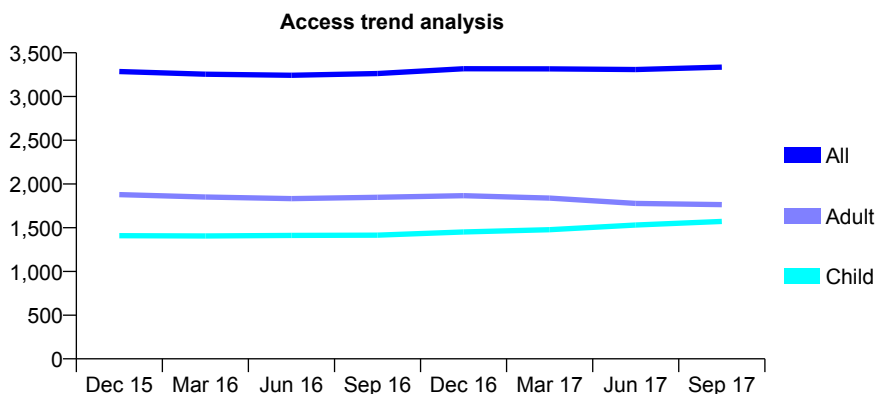
7A3 - Vital Signs At a Glance Contract Report for 152501/0001 - September 2017

Name or company name	Gower Healthcare Limited
Contract type name	GDS Contract
Purpose of contract	General and Orthodontic
Contract start date	01/04/2010
Contract end date	

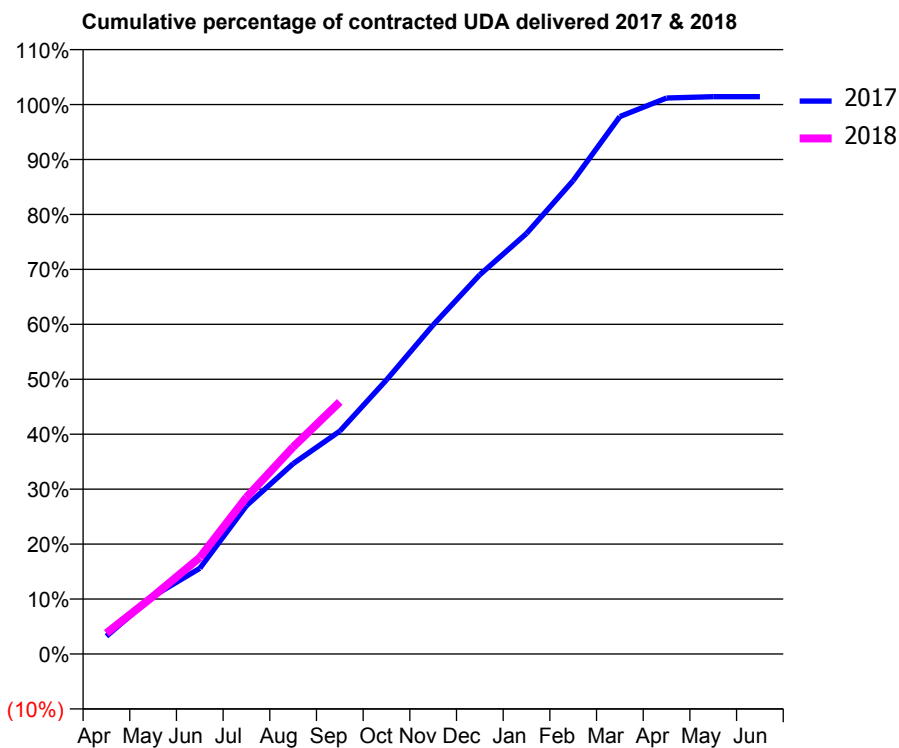
17/18 Contracted general activity (UDA)	12,917
Carry forward general activity (UDA)	0
17/18 Contracted orthodontic activity (UOA)	8
Carry forward orthodontic activity (UOA)	0
Baseline contract value	£296,656.06

ACCESS*

Patients seen in 24 months	Total	Change since previous quarter
Quarter ending September 2016	3,263	
Quarter ending December 2016	3,317	→
Quarter ending March 2017	3,316	→
Quarter ending June 2017	3,309	→
Quarter ending September 2017	3,336	→
Variance since September 2016	2.2%	↑



ACTIVITY



Month	Adjusted Scheduled Activity (UDA)	
	2017	2018
April	381	490
May	1,235	1,355
June	1,830	2,267
July	3,170	3,684
August	4,067	4,868
September	4,761	5,926
October	5,857	
November	7,029	
December	8,105	
January	8,985	
February	10,115	
March	11,482	
April	11,878	
May	11,907	
June	11,907	

QUALITY

	Quantity	Base Number	Contract	LHB	Wales
% of FP17s for the same patient ID Re-attending within 3 months - Children	93	1,393	6.7%	9.7%	10.9%
% of FP17s for the same patient ID Re-attending within 3 months - Adults	247	1,313	18.8%	14.5%	16.2%
% of FP17s for the same patient ID Re-attending between 3 & 9 months - Children	882	1,393	63.3%	54.3%	58.9%
% of FP17s for the same patient ID Re-attending between 3 & 9 months - Adults	761	1,313	58.0%	51.4%	55.2%
% of FP17s for Band 1 Urgent Courses	151	2,529	6.0%	9.3%	9.1%
% of FP17s Relating to Free Repair or Replacements	10	2,529	0.4%	0.8%	0.8%
% of FP17s Relating to Continuations	0	2,529	0.0%	0.7%	0.8%
% of Patients satisfied with the dentistry they have received	15	16	93.8%	93.7%	92.0%
% of Patients satisfied with the time they had to wait for an appointment	15	16	93.8%	88.9%	87.6%

* This is based on patients treated on this contract for their most recent course of treatment. Figures in italics indicate the base number of FP17s or Patient Questionnaire responses are less than 100. N/A is shown where the base number of responses is less than 10 during the period. % is calculated as Quantity/Base number*100

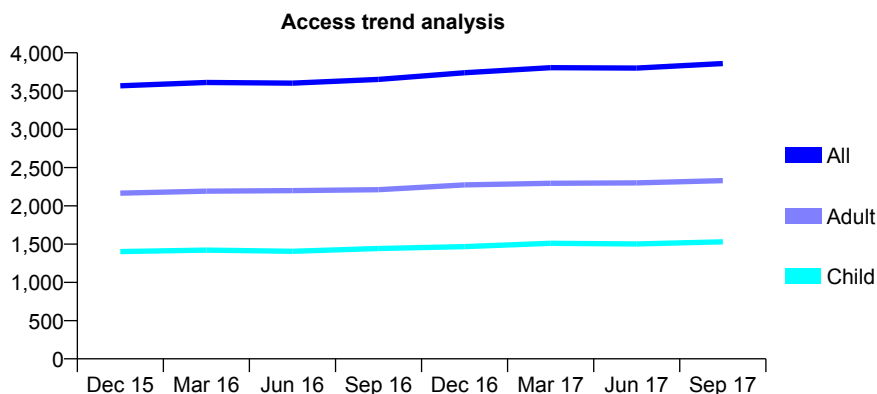
7A3 - Vital Signs At a Glance Contract Report for 153729/0001 - September 2017

Name or company name	Dr EV Johnstone, Dr D Ainsworth and Dr J
Contract type name	GDS Contract
Purpose of contract	General and Orthodontic
Contract start date	01/04/2006
Contract end date	

17/18 Contracted general activity (UDA)	9,742
Carry forward general activity (UDA)	0
17/18 Contracted orthodontic activity (UOA)	694
Carry forward orthodontic activity (UOA)	0
Baseline contract value	£432,829.46

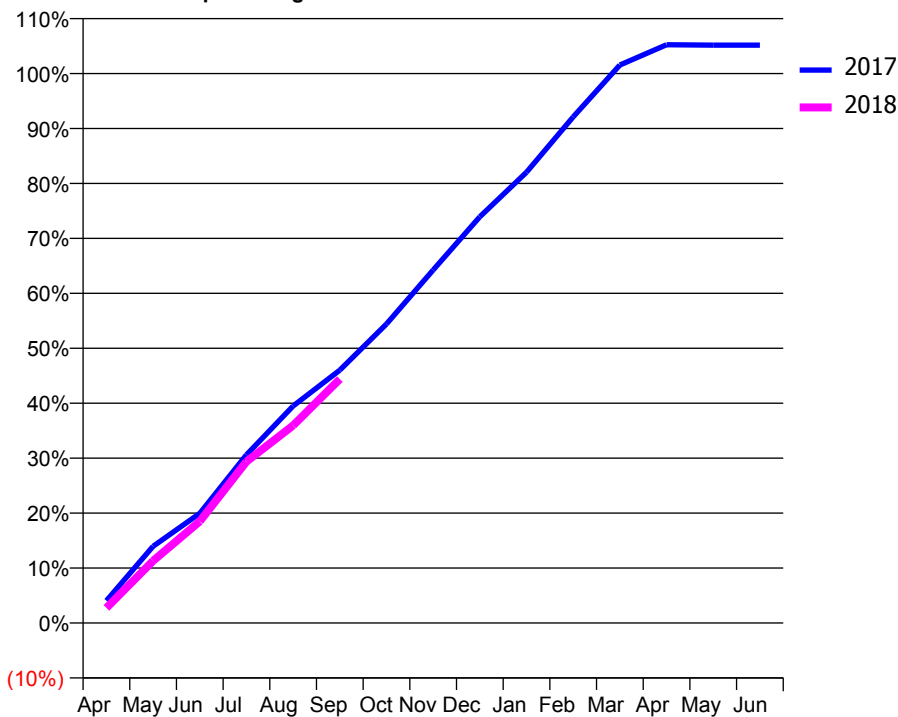
ACCESS*

Patients seen in 24 months	Total	Change since previous quarter
Quarter ending September 2016	3,653	
Quarter ending December 2016	3,740	↑
Quarter ending March 2017	3,805	→
Quarter ending June 2017	3,801	→
Quarter ending September 2017	3,859	→
Variance since September 2016	5.6%	↑



ACTIVITY

Cumulative percentage of contracted UDA delivered 2017 & 2018



Month	Adjusted Scheduled Activity (UDA)	
	2017	2018
April	397	267
May	1,361	1,104
June	1,945	1,803
July	2,983	2,861
August	3,847	3,502
September	4,484	4,325
October	5,302	
November	6,259	
December	7,202	
January	7,992	
February	8,973	
March	9,893	
April	10,252	
May	10,245	
June	10,245	

QUALITY

	Quantity	Base Number	Contract	LHB	Wales
% of FP17s for the same patient ID Re-attending within 3 months - Children	109	1,084	10.1%	9.7%	10.9%
% of FP17s for the same patient ID Re-attending within 3 months - Adults	237	1,577	15.0%	14.5%	16.2%
% of FP17s for the same patient ID Re-attending between 3 & 9 months - Children	620	1,084	57.2%	54.3%	58.9%
% of FP17s for the same patient ID Re-attending between 3 & 9 months - Adults	941	1,577	59.7%	51.4%	55.2%
% of FP17s for Band 1 Urgent Courses	217	2,442	8.9%	9.3%	9.1%
% of FP17s Relating to Free Repair or Replacements	5	2,442	0.2%	0.8%	0.8%
% of FP17s Relating to Continuations	1	2,442	0.0%	0.7%	0.8%
% of Patients satisfied with the dentistry they have received	12	12	100.0%	93.7%	92.0%
% of Patients satisfied with the time they had to wait for an appointment	11	12	91.7%	88.9%	87.6%

* This is based on patients treated on this contract for their most recent course of treatment. Figures in italics indicate the base number of FP17s or Patient Questionnaire responses are less than 100. N/A is shown where the base number of responses is less than 10 during the period. % is calculated as Quantity/Base number*100

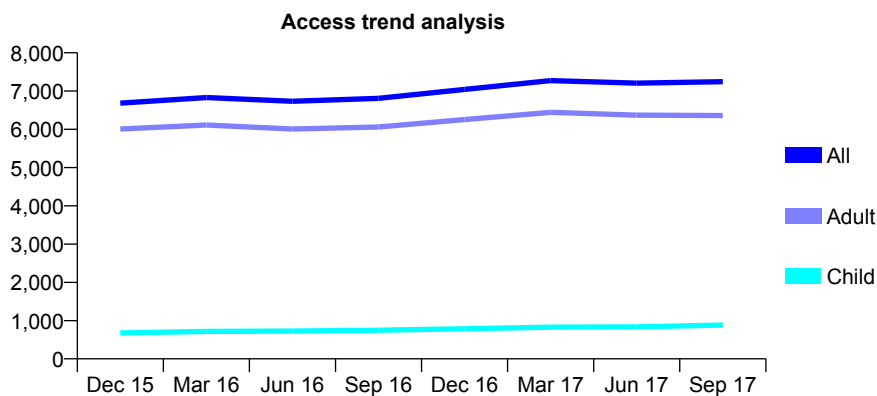
7A3 - Vital Signs At a Glance Contract Report for 155721/0001 - September 2017

Name or company name	University Dental Care
Contract type name	GDS Contract
Purpose of contract	General
Contract start date	01/04/2012
Contract end date	

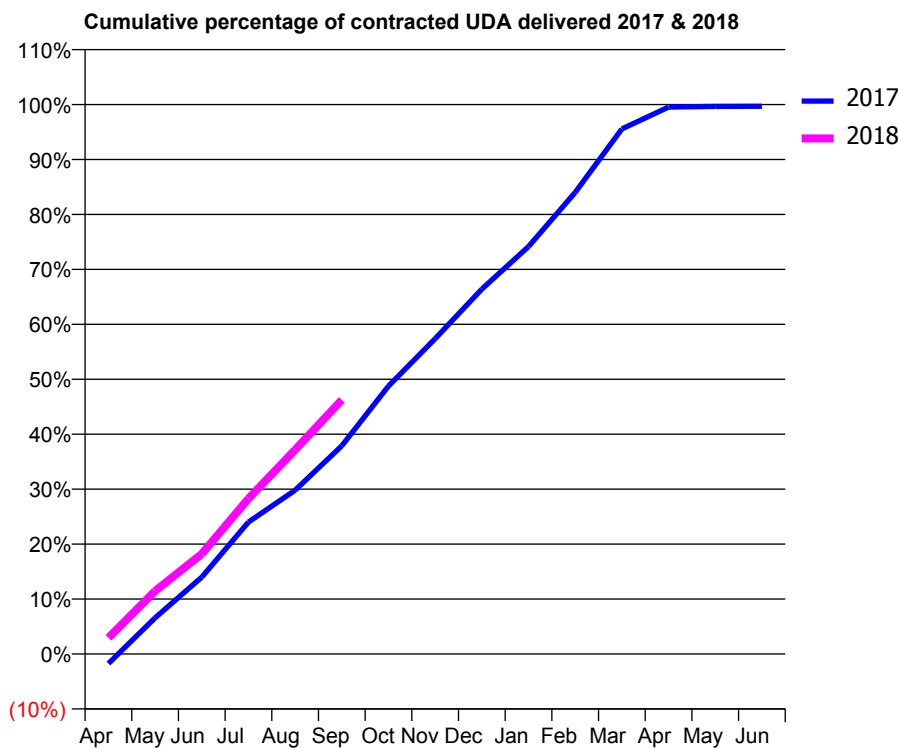
17/18 Contracted general activity (UDA)	15,442
Carry forward general activity (UDA)	49
17/18 Contracted orthodontic activity (UOA)	0
Carry forward orthodontic activity (UOA)	0
Baseline contract value	£437,045.78

ACCESS*

Patients seen in 24 months	Total	Change since previous quarter
Quarter ending September 2016	6,808	
Quarter ending December 2016	7,042	↑
Quarter ending March 2017	7,272	↑
Quarter ending June 2017	7,207	→
Quarter ending September 2017	7,244	→
Variance since September 2016	6.4%	↑



ACTIVITY



Month	Adjusted Scheduled Activity (UDA)	
	2017	2018
April	-271	454
May	1,016	1,772
June	2,159	2,814
July	3,708	4,369
August	4,603	5,740
September	5,853	7,141
October	7,530	
November	8,861	
December	10,255	
January	11,449	
February	12,972	
March	14,754	
April	15,368	
May	15,388	
June	15,393	

QUALITY

	Quantity	Base Number	Contract	LHB	Wales
% of FP17s for the same patient ID Re-attending within 3 months - Children	43	647	6.6%	9.7%	10.9%
% of FP17s for the same patient ID Re-attending within 3 months - Adults	645	3,682	17.5%	14.5%	16.2%
% of FP17s for the same patient ID Re-attending between 3 & 9 months - Children	345	647	53.3%	54.3%	58.9%
% of FP17s for the same patient ID Re-attending between 3 & 9 months - Adults	1,803	3,682	49.0%	51.4%	55.2%
% of FP17s for Band 1 Urgent Courses	449	3,987	11.3%	9.3%	9.1%
% of FP17s Relating to Free Repair or Replacements	38	3,987	1.0%	0.8%	0.8%
% of FP17s Relating to Continuations	24	3,987	0.6%	0.7%	0.8%
% of Patients satisfied with the dentistry they have received	28	28	100.0%	93.7%	92.0%
% of Patients satisfied with the time they had to wait for an appointment	25	28	89.3%	88.9%	87.6%

* This is based on patients treated on this contract for their most recent course of treatment. Figures in italics indicate the base number of FP17s or Patient Questionnaire responses are less than 100. N/A is shown where the base number of responses is less than 10 during the period. % is calculated as Quantity/Base number*100

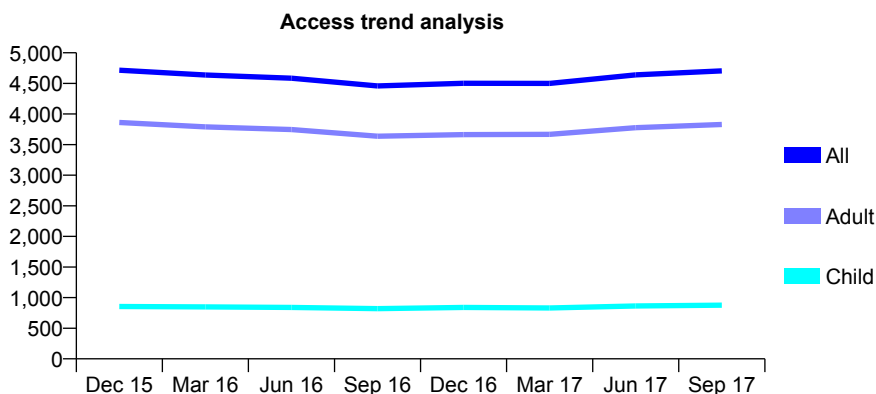
7A3 - Vital Signs At a Glance Contract Report for 158194/0005 - September 2017

Name or company name	Denticare Ltd
Contract type name	GDS Contract
Purpose of contract	General
Contract start date	01/04/2006
Contract end date	

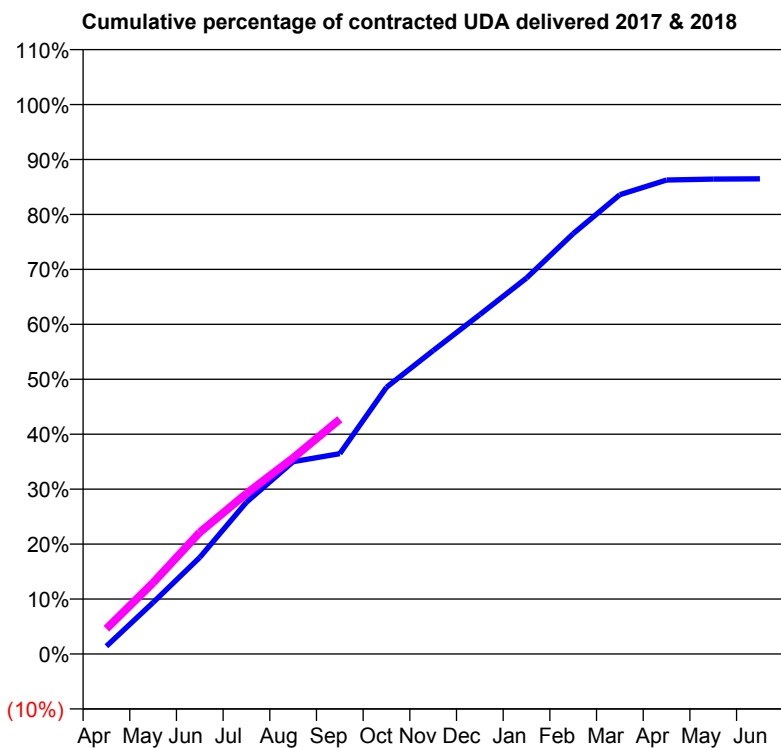
17/18 Contracted general activity (UDA)	14,818
Carry forward general activity (UDA)	0
17/18 Contracted orthodontic activity (UOA)	0
Carry forward orthodontic activity (UOA)	0
Baseline contract value	£345,376.26

ACCESS*

Patients seen in 24 months	Total	Change since previous quarter
Quarter ending September 2016	4,458	
Quarter ending December 2016	4,503	→
Quarter ending March 2017	4,499	→
Quarter ending June 2017	4,640	↑
Quarter ending September 2017	4,705	→
Variance since September 2016	5.5%	↑



ACTIVITY



Month	Adjusted Scheduled Activity (UDA)	
	2017	2018
April	211	683
May	1,391	1,921
June	2,606	3,282
July	4,093	4,327
August	5,188	5,286
September	5,401	6,331
October	7,192	
November	8,184	
December	9,154	
January	10,137	
February	11,336	
March	12,387	
April	12,780	
May	12,807	
June	12,813	

QUALITY

	Quantity	Base Number	Contract	LHB	Wales
% of FP17s for the same patient ID Re-attending within 3 months - Children	24	553	4.3%	9.7%	10.9%
% of FP17s for the same patient ID Re-attending within 3 months - Adults	205	2,571	8.0%	14.5%	16.2%
% of FP17s for the same patient ID Re-attending between 3 & 9 months - Children	281	553	50.8%	54.3%	58.9%
% of FP17s for the same patient ID Re-attending between 3 & 9 months - Adults	1,170	2,571	45.5%	51.4%	55.2%
% of FP17s for Band 1 Urgent Courses	119	2,958	4.0%	9.3%	9.1%
% of FP17s Relating to Free Repair or Replacements	19	2,958	0.6%	0.8%	0.8%
% of FP17s Relating to Continuations	44	2,958	1.5%	0.7%	0.8%
% of Patients satisfied with the dentistry they have received	10	15	66.7%	93.7%	92.0%
% of Patients satisfied with the time they had to wait for an appointment	8	15	53.3%	88.9%	87.6%

* This is based on patients treated on this contract for their most recent course of treatment. Figures in italics indicate the base number of FP17s or Patient Questionnaire responses are less than 100. N/A is shown where the base number of responses is less than 10 during the period. % is calculated as Quantity/Base number*100

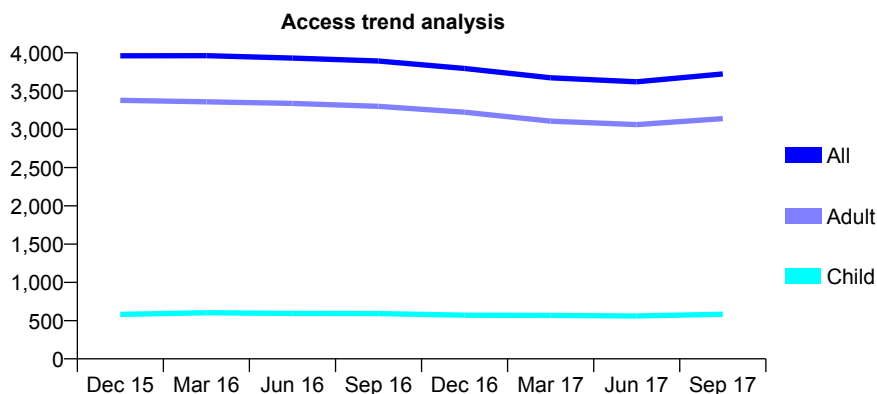
7A3 - Vital Signs At a Glance Contract Report for 158194/0011 - September 2017

Name or company name	Denticare Ltd
Contract type name	GDS Contract
Purpose of contract	General
Contract start date	01/04/2006
Contract end date	

17/18 Contracted general activity (UDA)	13,462
Carry forward general activity (UDA)	0
17/18 Contracted orthodontic activity (UOA)	0
Carry forward orthodontic activity (UOA)	0
Baseline contract value	£407,939.29

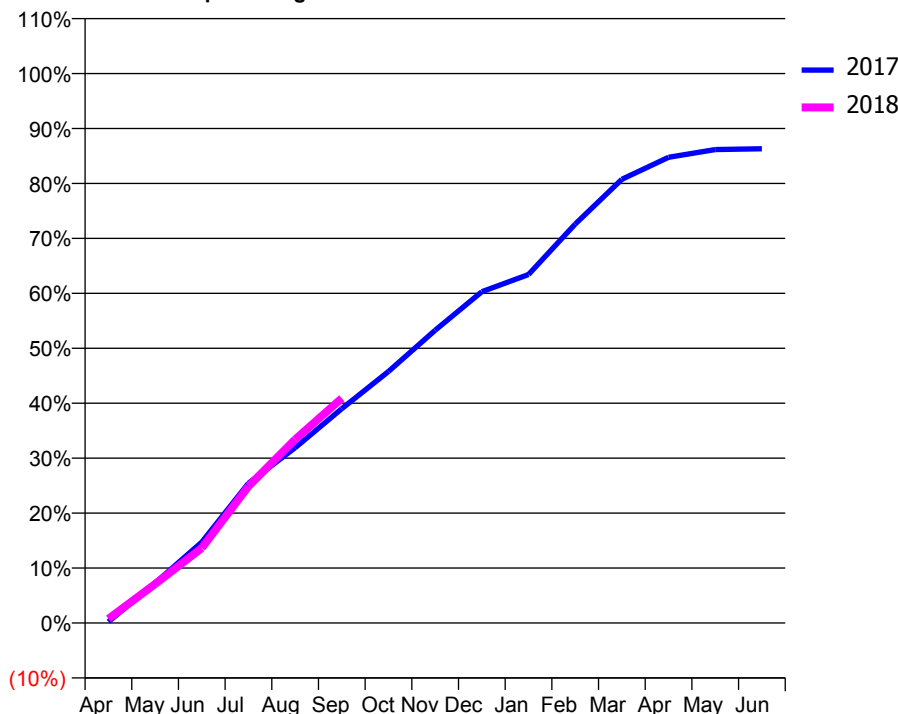
ACCESS*

Patients seen in 24 months	Total	Change since previous quarter
Quarter ending September 2016	3,892	
Quarter ending December 2016	3,795	↓
Quarter ending March 2017	3,674	↓
Quarter ending June 2017	3,621	↓
Quarter ending September 2017	3,723	↑
Variance since September 2016	(4.3%)	↓



ACTIVITY

Cumulative percentage of contracted UDA delivered 2017 & 2018



Month	Adjusted Scheduled Activity (UDA)	
	2017	2018
April	33	103
May	981	954
June	1,980	1,839
July	3,425	3,349
August	4,294	4,495
September	5,252	5,508
October	6,163	
November	7,173	
December	8,117	
January	8,537	
February	9,772	
March	10,872	
April	11,409	
May	11,599	
June	11,618	

QUALITY

	Quantity	Base Number	Contract	LHB	Wales
% of FP17s for the same patient ID Re-attending within 3 months - Children	28	462	6.1%	9.7%	10.9%
% of FP17s for the same patient ID Re-attending within 3 months - Adults	234	2,486	9.4%	14.5%	16.2%
% of FP17s for the same patient ID Re-attending between 3 & 9 months - Children	226	462	48.9%	54.3%	58.9%
% of FP17s for the same patient ID Re-attending between 3 & 9 months - Adults	1,427	2,486	57.4%	51.4%	55.2%
% of FP17s for Band 1 Urgent Courses	154	2,636	5.8%	9.3%	9.1%
% of FP17s Relating to Free Repair or Replacements	20	2,636	0.8%	0.8%	0.8%
% of FP17s Relating to Continuations	19	2,636	0.7%	0.7%	0.8%
% of Patients satisfied with the dentistry they have received	20	20	100.0%	93.7%	92.0%
% of Patients satisfied with the time they had to wait for an appointment	17	20	85.0%	88.9%	87.6%

* This is based on patients treated on this contract for their most recent course of treatment. Figures in italics indicate the base number of FP17s or Patient Questionnaire responses are less than 100. N/A is shown where the base number of responses is less than 10 during the period. % is calculated as Quantity/Base number*100

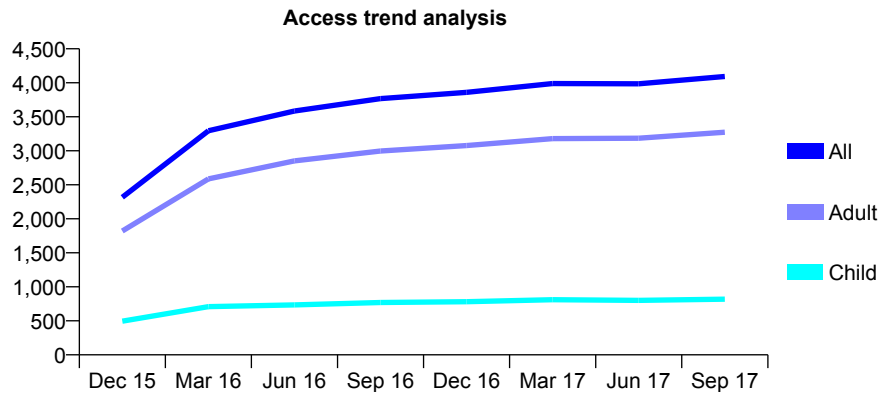
7A3 - Vital Signs At a Glance Contract Report for 163120/0001 - September 2017

Name or company name	OASIS DENTAL CARE LTD
Contract type name	GDS Contract
Purpose of contract	General
Contract start date	01/06/2015
Contract end date	

17/18 Contracted general activity (UDA)	13,369
Carry forward general activity (UDA)	0
17/18 Contracted orthodontic activity (UOA)	0
Carry forward orthodontic activity (UOA)	0
Baseline contract value	£385,907.57

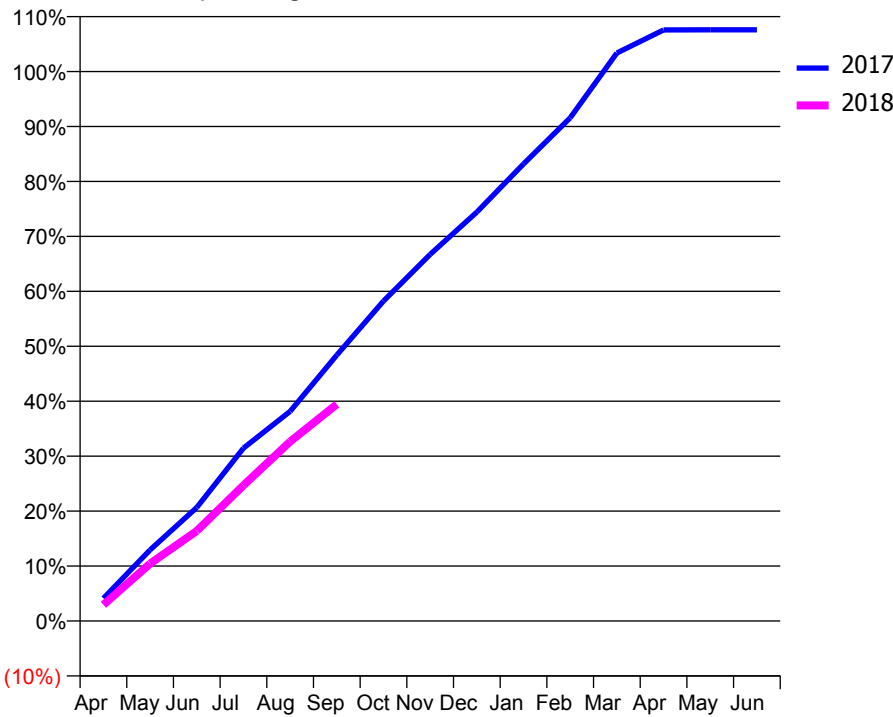
ACCESS*

Patients seen in 24 months	Total	Change since previous quarter
Quarter ending September 2016	3,767	
Quarter ending December 2016	3,859	↑
Quarter ending March 2017	3,990	↑
Quarter ending June 2017	3,986	→
Quarter ending September 2017	4,093	↑
Variance since September 2016	8.7%	↑



ACTIVITY

Cumulative percentage of contracted UDA delivered 2017 & 2018



Month	Adjusted Scheduled Activity (UDA)	
	2017	2018
April	552	393
May	1,731	1,398
June	2,764	2,192
July	4,206	3,302
August	5,101	4,365
September	6,471	5,273
October	7,784	
November	8,921	
December	9,947	
January	11,120	
February	12,242	
March	13,820	
April	14,379	
May	14,383	
June	14,383	

QUALITY

	Quantity	Base Number	Contract	LHB	Wales
% of FP17s for the same patient ID Re-attending within 3 months - Children	35	592	5.9%	9.7%	10.9%
% of FP17s for the same patient ID Re-attending within 3 months - Adults	285	2,363	12.1%	14.5%	16.2%
% of FP17s for the same patient ID Re-attending between 3 & 9 months - Children	395	592	66.7%	54.3%	58.9%
% of FP17s for the same patient ID Re-attending between 3 & 9 months - Adults	1,513	2,363	64.0%	51.4%	55.2%
% of FP17s for Band 1 Urgent Courses	284	2,717	10.5%	9.3%	9.1%
% of FP17s Relating to Free Repair or Replacements	6	2,717	0.2%	0.8%	0.8%
% of FP17s Relating to Continuations	0	2,717	0.0%	0.7%	0.8%
% of Patients satisfied with the dentistry they have received	21	22	95.5%	93.7%	92.0%
% of Patients satisfied with the time they had to wait for an appointment	20	22	90.9%	88.9%	87.6%

* This is based on patients treated on this contract for their most recent course of treatment. Figures in italics indicate the base number of FP17s or Patient Questionnaire responses are less than 100. N/A is shown where the base number of responses is less than 10 during the period. % is calculated as Quantity/Base number*100

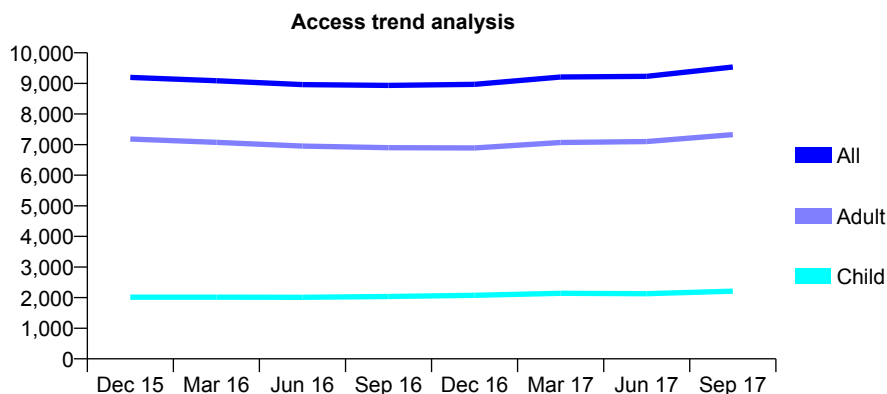
7A3 - Vital Signs At a Glance Contract Report for 165840/0001 - September 2017

Name or company name	Nicola Hall Limited
Contract type name	GDS Contract
Purpose of contract	General
Contract start date	01/09/2010
Contract end date	

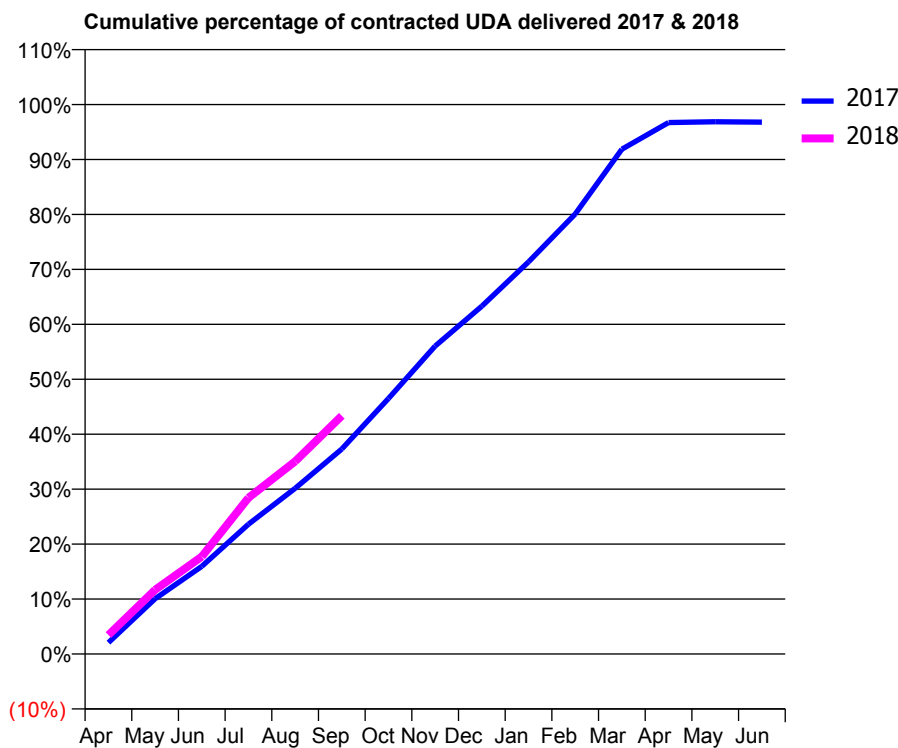
17/18 Contracted general activity (UDA)	28,287
Carry forward general activity (UDA)	0
17/18 Contracted orthodontic activity (UOA)	0
Carry forward orthodontic activity (UOA)	0
Baseline contract value	£737,253.79

ACCESS*

Patients seen in 24 months	Total	Change since previous quarter
Quarter ending September 2016	8,935	
Quarter ending December 2016	8,969	→
Quarter ending March 2017	9,210	↑
Quarter ending June 2017	9,232	→
Quarter ending September 2017	9,538	↑
Variance since September 2016	6.7%	↑



ACTIVITY



Month	Adjusted Scheduled Activity (UDA)	
	2017	2018
April	587	980
May	2,848	3,306
June	4,515	5,016
July	6,681	8,039
August	8,529	9,918
September	10,552	12,264
October	13,154	
November	15,855	
December	17,904	
January	20,187	
February	22,647	
March	25,986	
April	27,358	
May	27,399	
June	27,380	

QUALITY

	Quantity	Base Number	Contract	LHB	Wales
% of FP17s for the same patient ID Re-attending within 3 months - Children	134	1,752	7.6%	9.7%	10.9%
% of FP17s for the same patient ID Re-attending within 3 months - Adults	676	5,270	12.8%	14.5%	16.2%
% of FP17s for the same patient ID Re-attending between 3 & 9 months - Children	1,044	1,752	59.6%	54.3%	58.9%
% of FP17s for the same patient ID Re-attending between 3 & 9 months - Adults	2,752	5,270	52.2%	51.4%	55.2%
% of FP17s for Band 1 Urgent Courses	462	6,364	7.3%	9.3%	9.1%
% of FP17s Relating to Free Repair or Replacements	51	6,364	0.8%	0.8%	0.8%
% of FP17s Relating to Continuations	15	6,364	0.2%	0.7%	0.8%
% of Patients satisfied with the dentistry they have received	46	49	93.9%	93.7%	92.0%
% of Patients satisfied with the time they had to wait for an appointment	41	49	83.7%	88.9%	87.6%

* This is based on patients treated on this contract for their most recent course of treatment. Figures in italics indicate the base number of FP17s or Patient Questionnaire responses are less than 100. N/A is shown where the base number of responses is less than 10 during the period. % is calculated as Quantity/Base number*100

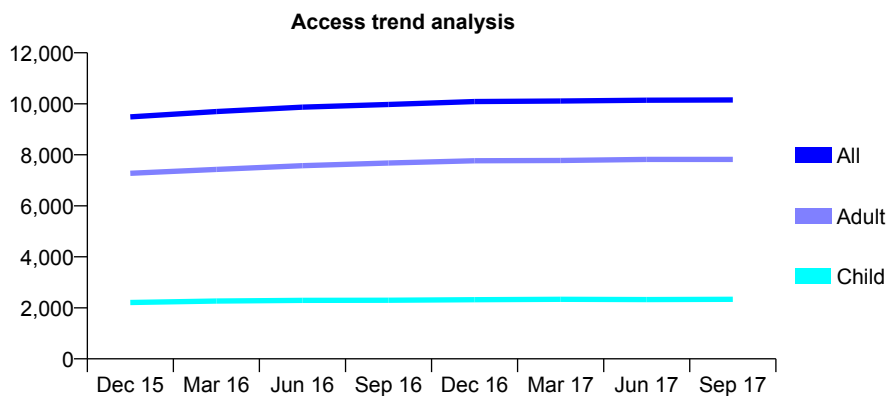
7A3 - Vital Signs At a Glance Contract Report for 169714/0001 - September 2017

Name or company name	Pantyyfynon Limited
Contract type name	GDS Contract
Purpose of contract	General
Contract start date	01/04/2011
Contract end date	

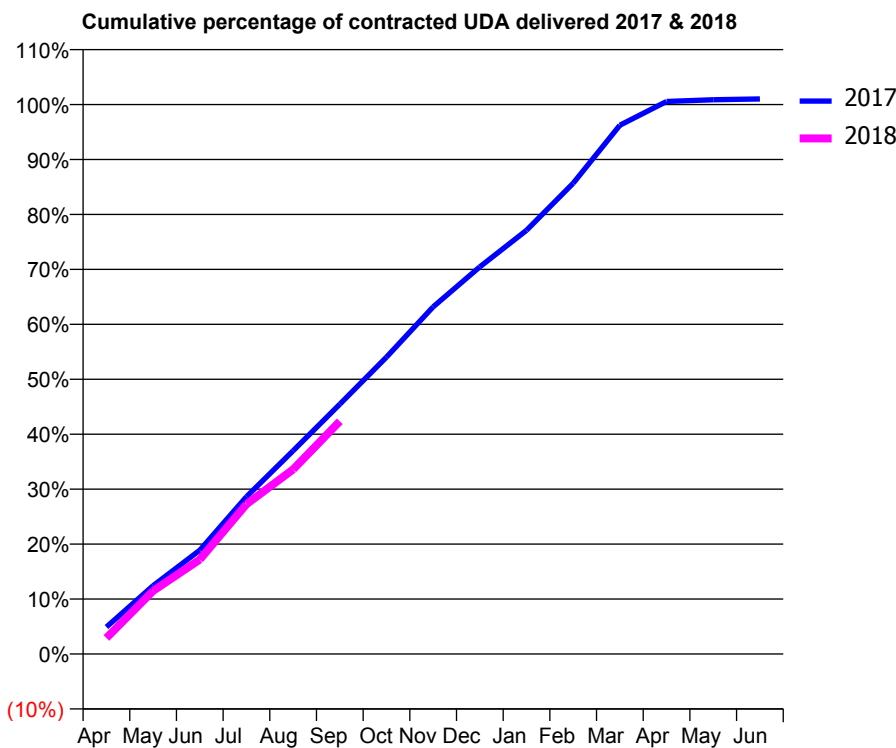
17/18 Contracted general activity (UDA)	22,834
Carry forward general activity (UDA)	0
17/18 Contracted orthodontic activity (UOA)	0
Carry forward orthodontic activity (UOA)	0
Baseline contract value	£532,202.96

ACCESS*

Patients seen in 24 months	Total	Change since previous quarter
Quarter ending September 2016	9,975	
Quarter ending December 2016	10,087	→
Quarter ending March 2017	10,112	→
Quarter ending June 2017	10,142	→
Quarter ending September 2017	10,154	→
Variance since September 2016	1.8%	→



ACTIVITY



Month	Adjusted Scheduled Activity (UDA)	
	2017	2018
April	1,125	668
May	2,841	2,626
June	4,316	3,928
July	6,534	6,225
August	8,448	7,673
September	10,384	9,674
October	12,335	
November	14,427	
December	16,089	
January	17,607	
February	19,565	
March	21,971	
April	22,962	
May	23,034	
June	23,064	

QUALITY

	Quantity	Base Number	Contract	LHB	Wales
% of FP17s for the same patient ID Re-attending within 3 months - Children	64	1,748	3.7%	9.7%	10.9%
% of FP17s for the same patient ID Re-attending within 3 months - Adults	310	3,827	8.1%	14.5%	16.2%
% of FP17s for the same patient ID Re-attending between 3 & 9 months - Children	1,096	1,748	62.7%	54.3%	58.9%
% of FP17s for the same patient ID Re-attending between 3 & 9 months - Adults	868	3,827	22.7%	51.4%	55.2%
% of FP17s for Band 1 Urgent Courses	115	5,050	2.3%	9.3%	9.1%
% of FP17s Relating to Free Repair or Replacements	36	5,050	0.7%	0.8%	0.8%
% of FP17s Relating to Continuations	52	5,050	1.0%	0.7%	0.8%
% of Patients satisfied with the dentistry they have received	30	34	88.2%	93.7%	92.0%
% of Patients satisfied with the time they had to wait for an appointment	29	34	85.3%	88.9%	87.6%

* This is based on patients treated on this contract for their most recent course of treatment. Figures in italics indicate the base number of FP17s or Patient Questionnaire responses are less than 100. N/A is shown where the base number of responses is less than 10 during the period. % is calculated as Quantity/Base number*100

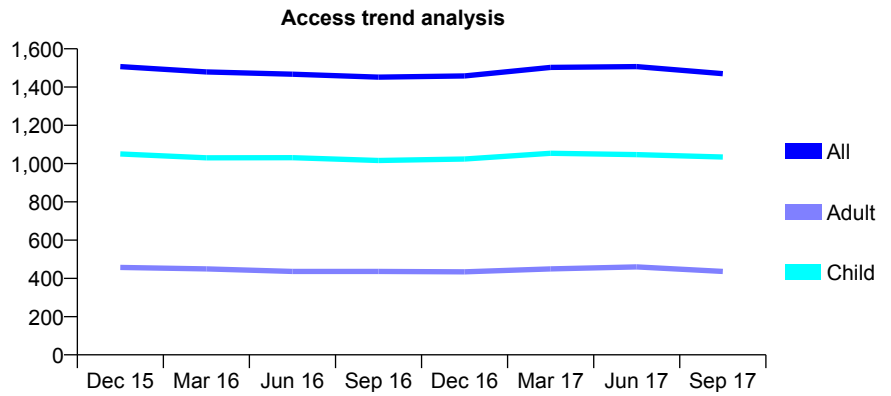
7A3 - Vital Signs At a Glance Contract Report for 171131/0001 - September 2017

Name or company name	J & LV Ltd
Contract type name	GDS Contract
Purpose of contract	General
Contract start date	01/04/2006
Contract end date	

17/18 Contracted general activity (UDA)	4,000
Carry forward general activity (UDA)	0
17/18 Contracted orthodontic activity (UOA)	0
Carry forward orthodontic activity (UOA)	0
Baseline contract value	£122,257.77

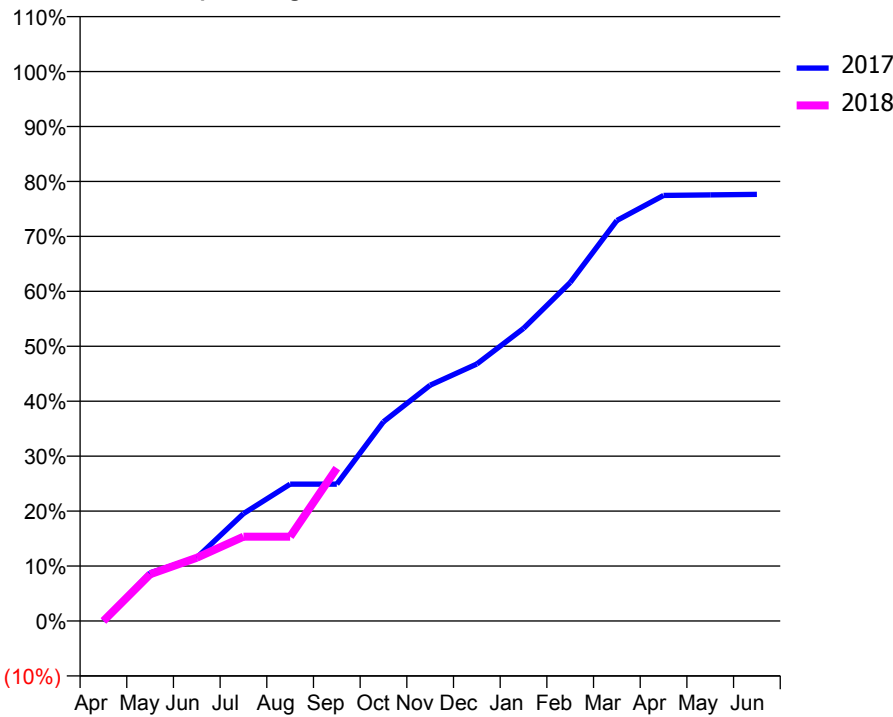
ACCESS*

Patients seen in 24 months	Total	Change since previous quarter
Quarter ending September 2016	1,452	
Quarter ending December 2016	1,458	→
Quarter ending March 2017	1,503	↑
Quarter ending June 2017	1,507	→
Quarter ending September 2017	1,470	↓
Variance since September 2016	1.2%	→



ACTIVITY

Cumulative percentage of contracted UDA delivered 2017 & 2018



Month	Adjusted Scheduled Activity (UDA)	
	2017	2018
April	0	0
May	351	340
June	462	461
July	781	614
August	996	614
September	996	1,112
October	1,451	
November	1,716	
December	1,871	
January	2,130	
February	2,464	
March	2,915	
April	3,098	
May	3,102	
June	3,105	

QUALITY

	Quantity	Base Number	Contract	LHB	Wales
% of FP17s for the same patient ID Re-attending within 3 months - Children	57	757	7.5%	9.7%	10.9%
% of FP17s for the same patient ID Re-attending within 3 months - Adults	15	135	11.1%	14.5%	16.2%
% of FP17s for the same patient ID Re-attending between 3 & 9 months - Children	485	757	64.1%	54.3%	58.9%
% of FP17s for the same patient ID Re-attending between 3 & 9 months - Adults	91	135	67.4%	51.4%	55.2%
% of FP17s for Band 1 Urgent Courses	47	754	6.2%	9.3%	9.1%
% of FP17s Relating to Free Repair or Replacements	0	754	0.0%	0.8%	0.8%
% of FP17s Relating to Continuations	2	754	0.3%	0.7%	0.8%
% of Patients satisfied with the dentistry they have received	1	1	N/A	93.7%	92.0%
% of Patients satisfied with the time they had to wait for an appointment	1	1	N/A	88.9%	87.6%

* This is based on patients treated on this contract for their most recent course of treatment. Figures in italics indicate the base number of FP17s or Patient Questionnaire responses are less than 100. N/A is shown where the base number of responses is less than 10 during the period. % is calculated as Quantity/Base number*100

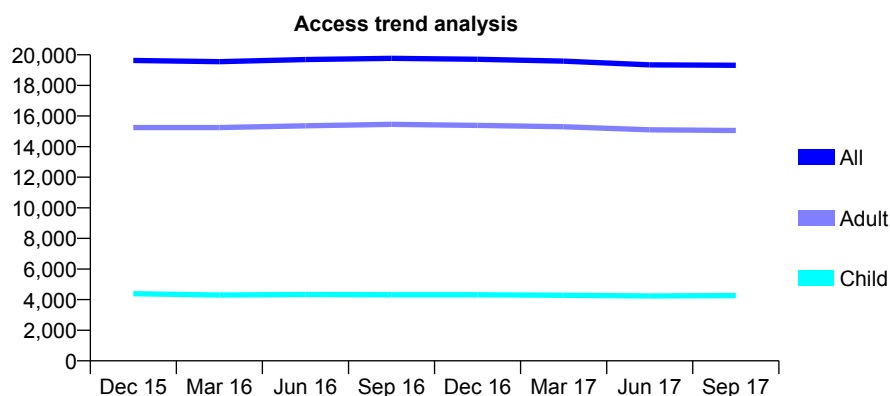
7A3 - Vital Signs At a Glance Contract Report for 175641/0001 - September 2017

Name or company name	United Dental Ltd
Contract type name	GDS Contract
Purpose of contract	General
Contract start date	01/04/2009
Contract end date	

17/18 Contracted general activity (UDA)	54,400
Carry forward general activity (UDA)	2,334
17/18 Contracted orthodontic activity (UOA)	0
Carry forward orthodontic activity (UOA)	0
Baseline contract value	£1,368,650.28

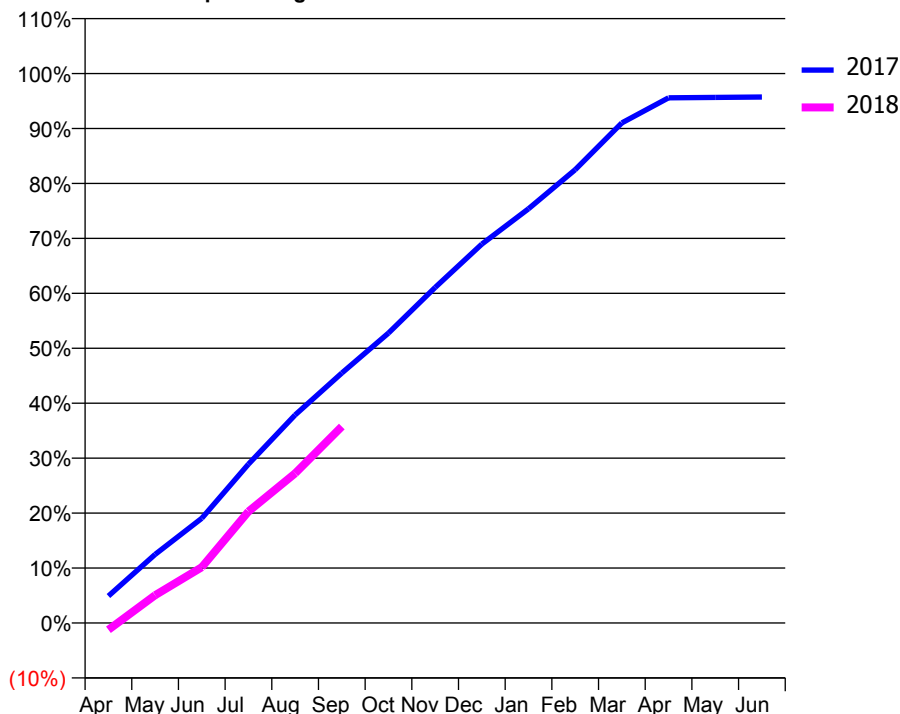
ACCESS*

Patients seen in 24 months	Total	Change since previous quarter
Quarter ending September 2016	19,771	
Quarter ending December 2016	19,707	→
Quarter ending March 2017	19,582	→
Quarter ending June 2017	19,340	↓
Quarter ending September 2017	19,319	→
Variance since September 2016	(2.3%)	↓



ACTIVITY

Cumulative percentage of contracted UDA delivered 2017 & 2018



Adjusted Scheduled Activity (UDA)

Month	2017	2018
April	2,668	-683
May	6,794	2,758
June	10,365	5,525
July	15,732	11,044
August	20,594	14,816
September	24,744	19,453
October	28,709	
November	33,216	
December	37,516	
January	41,015	
February	44,879	
March	49,510	
April	51,999	
May	52,033	
June	52,066	

QUALITY

	Quantity	Base Number	Contract	LHB	Wales
% of FP17s for the same patient ID Re-attending within 3 months - Children	111	2,967	3.7%	9.7%	10.9%
% of FP17s for the same patient ID Re-attending within 3 months - Adults	895	9,475	9.4%	14.5%	16.2%
% of FP17s for the same patient ID Re-attending between 3 & 9 months - Children	1,606	2,967	54.1%	54.3%	58.9%
% of FP17s for the same patient ID Re-attending between 3 & 9 months - Adults	4,306	9,475	45.4%	51.4%	55.2%
% of FP17s for Band 1 Urgent Courses	573	11,375	5.0%	9.3%	9.1%
% of FP17s Relating to Free Repair or Replacements	69	11,375	0.6%	0.8%	0.8%
% of FP17s Relating to Continuations	48	11,375	0.4%	0.7%	0.8%
% of Patients satisfied with the dentistry they have received	62	73	84.9%	93.7%	92.0%
% of Patients satisfied with the time they had to wait for an appointment	62	73	84.9%	88.9%	87.6%

* This is based on patients treated on this contract for their most recent course of treatment. Figures in italics indicate the base number of FP17s or Patient Questionnaire responses are less than 100. N/A is shown where the base number of responses is less than 10 during the period. % is calculated as Quantity/Base number*100

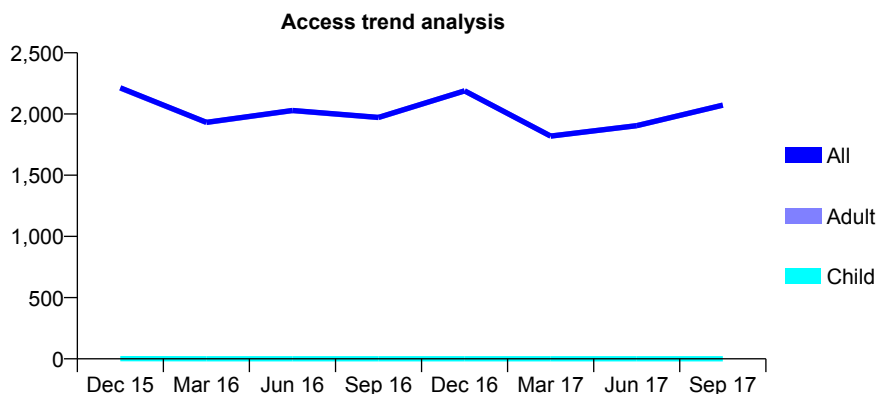
7A3 - Vital Signs At a Glance Contract Report for 175641/0002 - September 2017

Name or company name	United Dental Ltd
Contract type name	GDS Contract
Purpose of contract	General
Contract start date	01/04/2009
Contract end date	

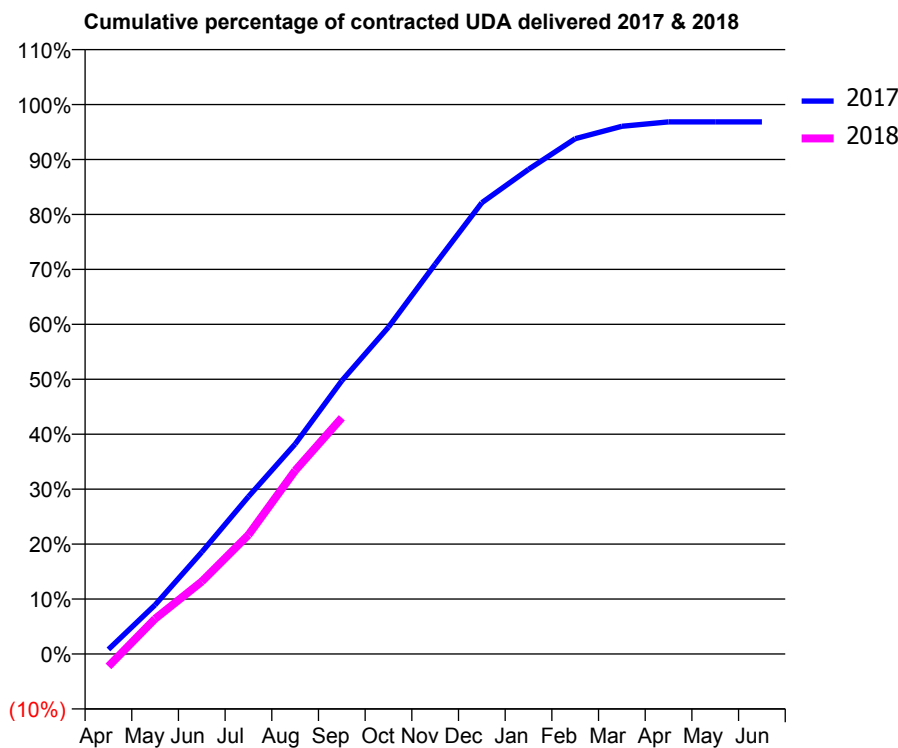
17/18 Contracted general activity (UDA)	5,467
Carry forward general activity (UDA)	156
17/18 Contracted orthodontic activity (UOA)	0
Carry forward orthodontic activity (UOA)	0
Baseline contract value	£269,820.24

ACCESS*

Patients seen in 24 months	Total	Change since previous quarter
Quarter ending September 2016	1,972	
Quarter ending December 2016	2,189	↑
Quarter ending March 2017	1,820	↓
Quarter ending June 2017	1,905	↑
Quarter ending September 2017	2,072	↑
Variance since September 2016	5.1%	↑



ACTIVITY



Month	Adjusted Scheduled Activity (UDA)	
	2017	2018
April	41	-124
May	441	351
June	914	721
July	1,411	1,185
August	1,882	1,825
September	2,450	2,351
October	2,930	
November	3,494	
December	4,045	
January	4,344	
February	4,619	
March	4,730	
April	4,770	
May	4,770	
June	4,770	

QUALITY

	Quantity	Base Number	Contract	LHB	Wales
% of FP17s for the same patient ID Re-attending within 3 months - Children	0	0	N/A	9.7%	10.9%
% of FP17s for the same patient ID Re-attending within 3 months - Adults	28	1,037	2.7%	14.5%	16.2%
% of FP17s for the same patient ID Re-attending between 3 & 9 months - Children	0	0	N/A	54.3%	58.9%
% of FP17s for the same patient ID Re-attending between 3 & 9 months - Adults	293	1,037	28.3%	51.4%	55.2%
% of FP17s for Band 1 Urgent Courses	24	1,030	2.3%	9.3%	9.1%
% of FP17s Relating to Free Repair or Replacements	0	1,030	0.0%	0.8%	0.8%
% of FP17s Relating to Continuations	0	1,030	0.0%	0.7%	0.8%
% of Patients satisfied with the dentistry they have received	3	5	N/A	93.7%	92.0%
% of Patients satisfied with the time they had to wait for an appointment	4	5	N/A	88.9%	87.6%

* This is based on patients treated on this contract for their most recent course of treatment. Figures in italics indicate the base number of FP17s or Patient Questionnaire responses are less than 100. N/A is shown where the base number of responses is less than 10 during the period. % is calculated as Quantity/Base number*100

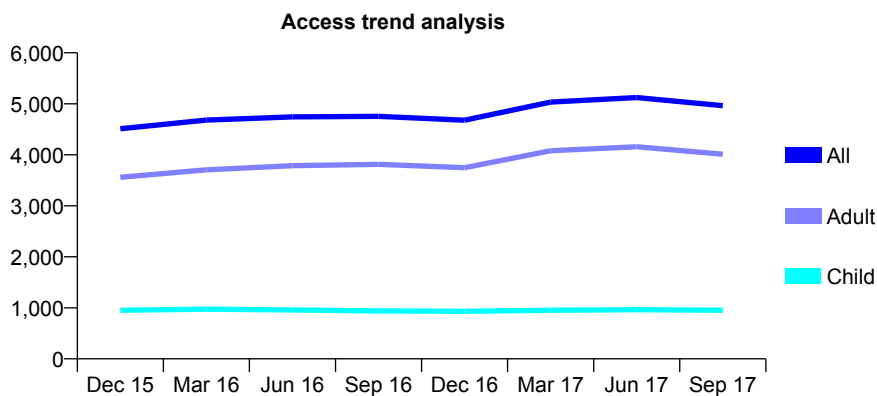
7A3 - Vital Signs At a Glance Contract Report for 175641/0003 - September 2017

Name or company name	United Dental Ltd
Contract type name	GDS Contract
Purpose of contract	General
Contract start date	01/04/2009
Contract end date	

17/18 Contracted general activity (UDA)	13,200
Carry forward general activity (UDA)	267
17/18 Contracted orthodontic activity (UOA)	0
Carry forward orthodontic activity (UOA)	0
Baseline contract value	£293,912.26

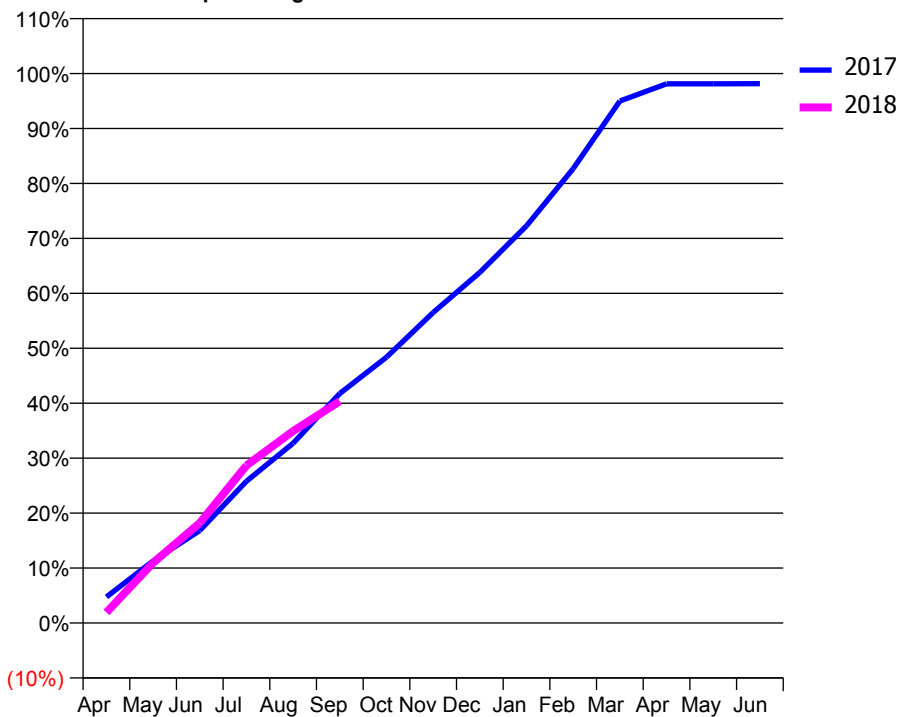
ACCESS*

Patients seen in 24 months	Total	Change since previous quarter
Quarter ending September 2016	4,753	
Quarter ending December 2016	4,679	↓
Quarter ending March 2017	5,034	↑
Quarter ending June 2017	5,122	→
Quarter ending September 2017	4,963	↓
Variance since September 2016	4.4%	↑



ACTIVITY

Cumulative percentage of contracted UDA delivered 2017 & 2018



Month	Adjusted Scheduled Activity (UDA)	
	2017	2018
April	683	255
May	1,625	1,445
June	2,423	2,404
July	3,717	3,785
August	4,714	4,610
September	6,015	5,328
October	6,965	
November	8,136	
December	9,188	
January	10,408	
February	11,908	
March	13,680	
April	14,130	
May	14,129	
June	14,133	

QUALITY

	Quantity	Base Number	Contract	LHB	Wales
% of FP17s for the same patient ID Re-attending within 3 months - Children	28	506	5.5%	9.7%	10.9%
% of FP17s for the same patient ID Re-attending within 3 months - Adults	317	2,526	12.5%	14.5%	16.2%
% of FP17s for the same patient ID Re-attending between 3 & 9 months - Children	256	506	50.6%	54.3%	58.9%
% of FP17s for the same patient ID Re-attending between 3 & 9 months - Adults	1,359	2,526	53.8%	51.4%	55.2%
% of FP17s for Band 1 Urgent Courses	221	2,808	7.9%	9.3%	9.1%
% of FP17s Relating to Free Repair or Replacements	28	2,808	1.0%	0.8%	0.8%
% of FP17s Relating to Continuations	8	2,808	0.3%	0.7%	0.8%
% of Patients satisfied with the dentistry they have received	12	12	100.0%	93.7%	92.0%
% of Patients satisfied with the time they had to wait for an appointment	10	12	83.3%	88.9%	87.6%

* This is based on patients treated on this contract for their most recent course of treatment. Figures in italics indicate the base number of FP17s or Patient Questionnaire responses are less than 100. N/A is shown where the base number of responses is less than 10 during the period. % is calculated as Quantity/Base number*100

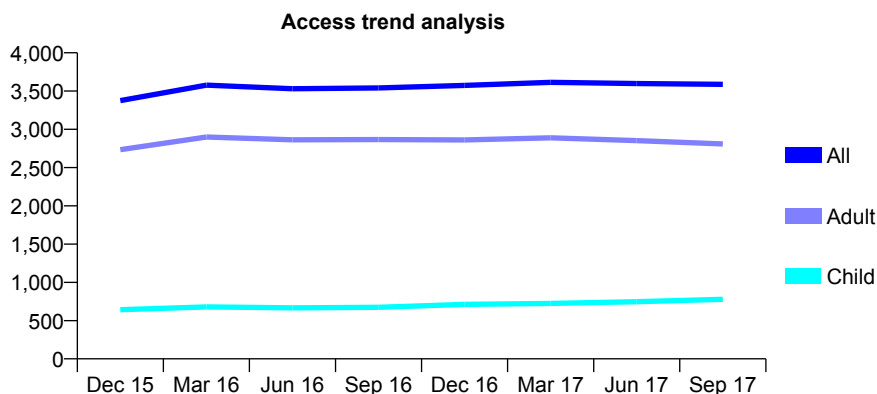
7A3 - Vital Signs At a Glance Contract Report for 177415/0001 - September 2017

Name or company name	Ty Gwyn Dental Practice Limited
Contract type name	GDS Contract
Purpose of contract	General
Contract start date	01/10/2008
Contract end date	

17/18 Contracted general activity (UDA)	8,250
Carry forward general activity (UDA)	0
17/18 Contracted orthodontic activity (UOA)	0
Carry forward orthodontic activity (UOA)	0
Baseline contract value	£188,091.47

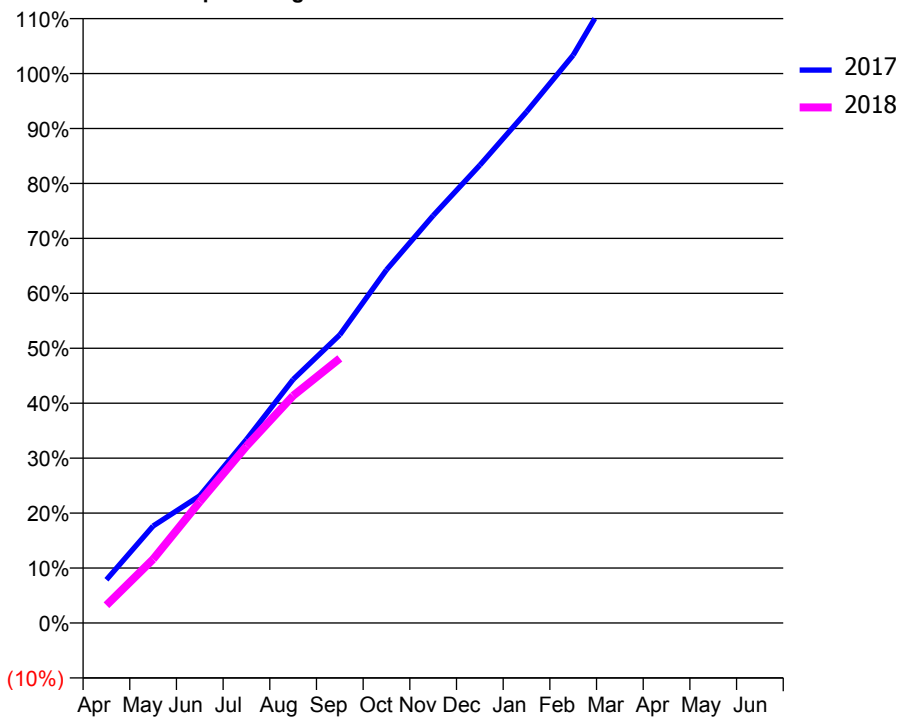
ACCESS*

Patients seen in 24 months	Total	Change since previous quarter
Quarter ending September 2016	3,541	
Quarter ending December 2016	3,573	→
Quarter ending March 2017	3,614	→
Quarter ending June 2017	3,599	→
Quarter ending September 2017	3,587	→
Variance since September 2016	1.3%	→



ACTIVITY

Cumulative percentage of contracted UDA delivered 2017 & 2018



Month	Adjusted Scheduled Activity (UDA)	
	2017	2018
April	650	267
May	1,457	958
June	1,912	1,820
July	2,756	2,655
August	3,657	3,412
September	4,327	3,972
October	5,301	
November	6,117	
December	6,873	
January	7,674	
February	8,525	
March	9,712	
April	10,003	
May	9,992	
June	9,995	

QUALITY

	Quantity	Base Number	Contract	LHB	Wales
% of FP17s for the same patient ID Re-attending within 3 months - Children	25	450	5.6%	9.7%	10.9%
% of FP17s for the same patient ID Re-attending within 3 months - Adults	185	1,581	11.7%	14.5%	16.2%
% of FP17s for the same patient ID Re-attending between 3 & 9 months - Children	162	450	36.0%	54.3%	58.9%
% of FP17s for the same patient ID Re-attending between 3 & 9 months - Adults	729	1,581	46.1%	51.4%	55.2%
% of FP17s for Band 1 Urgent Courses	162	1,892	8.6%	9.3%	9.1%
% of FP17s Relating to Free Repair or Replacements	12	1,892	0.6%	0.8%	0.8%
% of FP17s Relating to Continuations	2	1,892	0.1%	0.7%	0.8%
% of Patients satisfied with the dentistry they have received	12	13	92.3%	93.7%	92.0%
% of Patients satisfied with the time they had to wait for an appointment	12	13	92.3%	88.9%	87.6%

* This is based on patients treated on this contract for their most recent course of treatment. Figures in italics indicate the base number of FP17s or Patient Questionnaire responses are less than 100. N/A is shown where the base number of responses is less than 10 during the period. % is calculated as Quantity/Base number*100

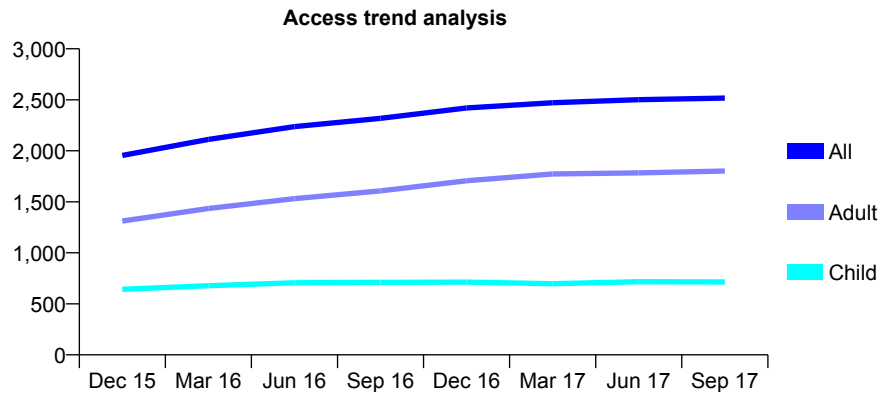
7A3 - Vital Signs At a Glance Contract Report for 177997/0001 - September 2017

Name or company name	B Jones
Contract type name	GDS Contract
Purpose of contract	General
Contract start date	01/04/2015
Contract end date	

17/18 Contracted general activity (UDA)	6,644
Carry forward general activity (UDA)	0
17/18 Contracted orthodontic activity (UOA)	0
Carry forward orthodontic activity (UOA)	0
Baseline contract value	£174,751.86

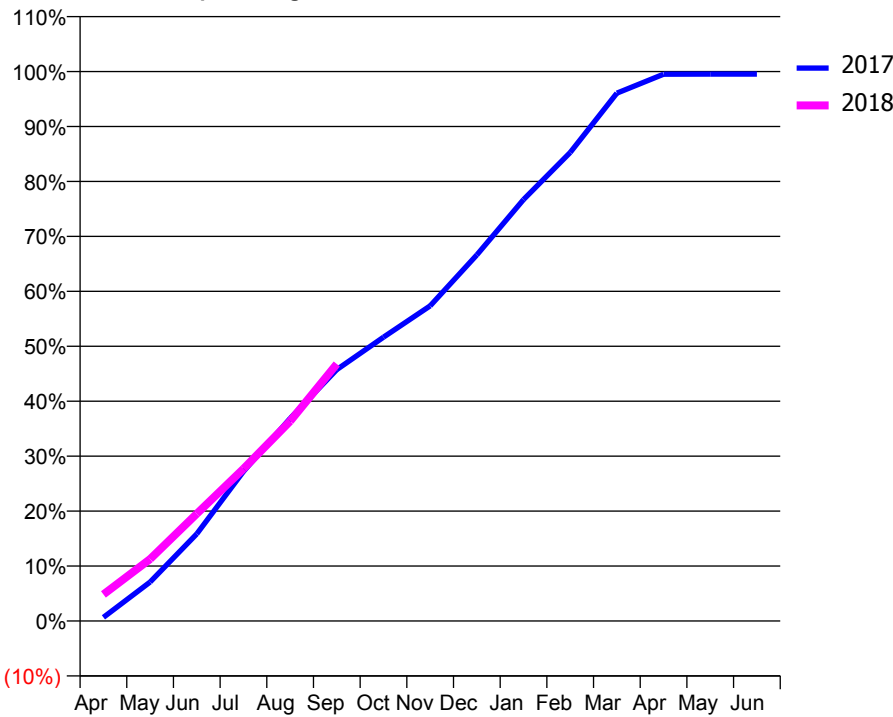
ACCESS*

Patients seen in 24 months	Total	Change since previous quarter
Quarter ending September 2016	2,318	
Quarter ending December 2016	2,420	↑
Quarter ending March 2017	2,471	↑
Quarter ending June 2017	2,501	→
Quarter ending September 2017	2,517	→
Variance since September 2016	8.6%	↑



ACTIVITY

Cumulative percentage of contracted UDA delivered 2017 & 2018



Month	Adjusted Scheduled Activity (UDA)	
	2017	2018
April	45	322
May	472	748
June	1,053	1,297
July	1,808	1,841
August	2,450	2,415
September	3,040	3,108
October	3,431	
November	3,811	
December	4,426	
January	5,095	
February	5,665	
March	6,383	
April	6,611	
May	6,614	
June	6,614	

QUALITY

	Quantity	Base Number	Contract	LHB	Wales
% of FP17s for the same patient ID Re-attending within 3 months - Children	23	565	4.1%	9.7%	10.9%
% of FP17s for the same patient ID Re-attending within 3 months - Adults	107	1,329	8.1%	14.5%	16.2%
% of FP17s for the same patient ID Re-attending between 3 & 9 months - Children	219	565	38.8%	54.3%	58.9%
% of FP17s for the same patient ID Re-attending between 3 & 9 months - Adults	561	1,329	42.2%	51.4%	55.2%
% of FP17s for Band 1 Urgent Courses	125	1,755	7.1%	9.3%	9.1%
% of FP17s Relating to Free Repair or Replacements	15	1,755	0.9%	0.8%	0.8%
% of FP17s Relating to Continuations	13	1,755	0.7%	0.7%	0.8%
% of Patients satisfied with the dentistry they have received	2	3	N/A	93.7%	92.0%
% of Patients satisfied with the time they had to wait for an appointment	3	3	N/A	88.9%	87.6%

* This is based on patients treated on this contract for their most recent course of treatment. Figures in italics indicate the base number of FP17s or Patient Questionnaire responses are less than 100. N/A is shown where the base number of responses is less than 10 during the period. % is calculated as Quantity/Base number*100

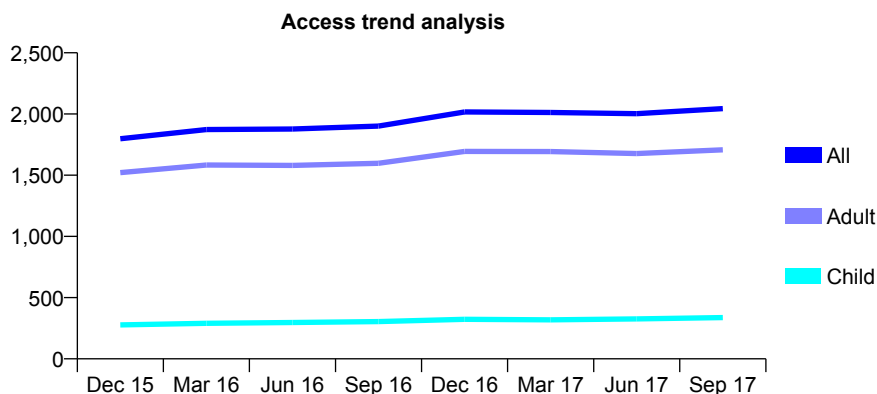
7A3 - Vital Signs At a Glance Contract Report for 178624/0001 - September 2017

Name or company name	C Hancock
Contract type name	GDS Contract
Purpose of contract	General
Contract start date	01/04/2014
Contract end date	

17/18 Contracted general activity (UDA)	5,906
Carry forward general activity (UDA)	0
17/18 Contracted orthodontic activity (UOA)	0
Carry forward orthodontic activity (UOA)	0
Baseline contract value	£140,394.23

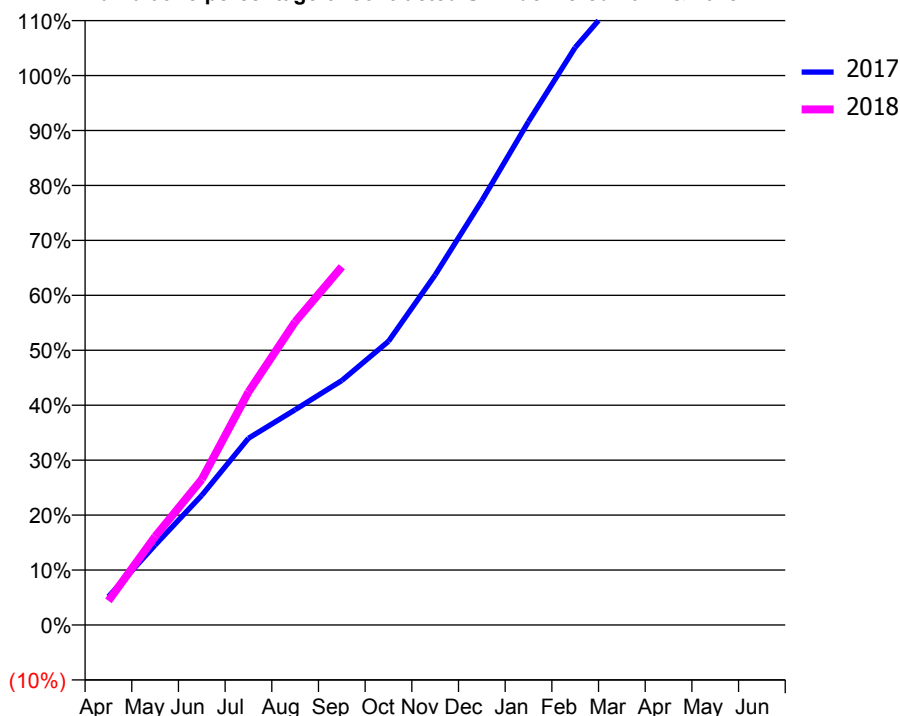
ACCESS*

Patients seen in 24 months	Total	Change since previous quarter
Quarter ending September 2016	1,901	
Quarter ending December 2016	2,017	↑
Quarter ending March 2017	2,012	→
Quarter ending June 2017	2,003	→
Quarter ending September 2017	2,044	↑
Variance since September 2016	7.5%	↑



ACTIVITY

Cumulative percentage of contracted UDA delivered 2017 & 2018



Month	Adjusted Scheduled Activity (UDA)	
	2017	2018
April	293	260
May	825	951
June	1,338	1,566
July	1,927	2,505
August	2,222	3,258
September	2,522	3,850
October	2,927	
November	3,611	
December	4,379	
January	5,194	
February	5,958	
March	6,515	
April	6,685	
May	6,704	
June	6,704	

QUALITY

	Quantity	Base Number	Contract	LHB	Wales
% of FP17s for the same patient ID Re-attending within 3 months - Children	24	270	8.9%	9.7%	10.9%
% of FP17s for the same patient ID Re-attending within 3 months - Adults	242	1,458	16.6%	14.5%	16.2%
% of FP17s for the same patient ID Re-attending between 3 & 9 months - Children	153	270	56.7%	54.3%	58.9%
% of FP17s for the same patient ID Re-attending between 3 & 9 months - Adults	855	1,458	58.6%	51.4%	55.2%
% of FP17s for Band 1 Urgent Courses	110	1,626	6.8%	9.3%	9.1%
% of FP17s Relating to Free Repair or Replacements	23	1,626	1.4%	0.8%	0.8%
% of FP17s Relating to Continuations	6	1,626	0.4%	0.7%	0.8%
% of Patients satisfied with the dentistry they have received	16	17	94.1%	93.7%	92.0%
% of Patients satisfied with the time they had to wait for an appointment	15	17	88.2%	88.9%	87.6%

* This is based on patients treated on this contract for their most recent course of treatment. Figures in italics indicate the base number of FP17s or Patient Questionnaire responses are less than 100. N/A is shown where the base number of responses is less than 10 during the period. % is calculated as Quantity/Base number*100

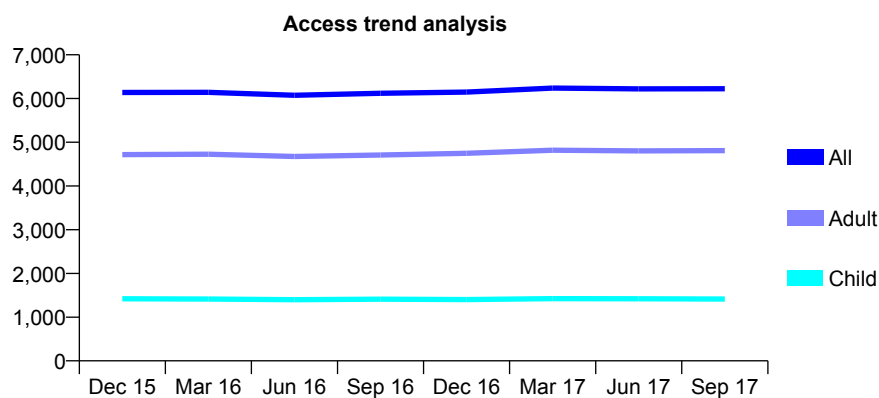
7A3 - Vital Signs At a Glance Contract Report for 179310/0001 - September 2017

Name or company name	West Coast Dental Care Ltd
Contract type name	GDS Contract
Purpose of contract	General
Contract start date	01/04/2010
Contract end date	

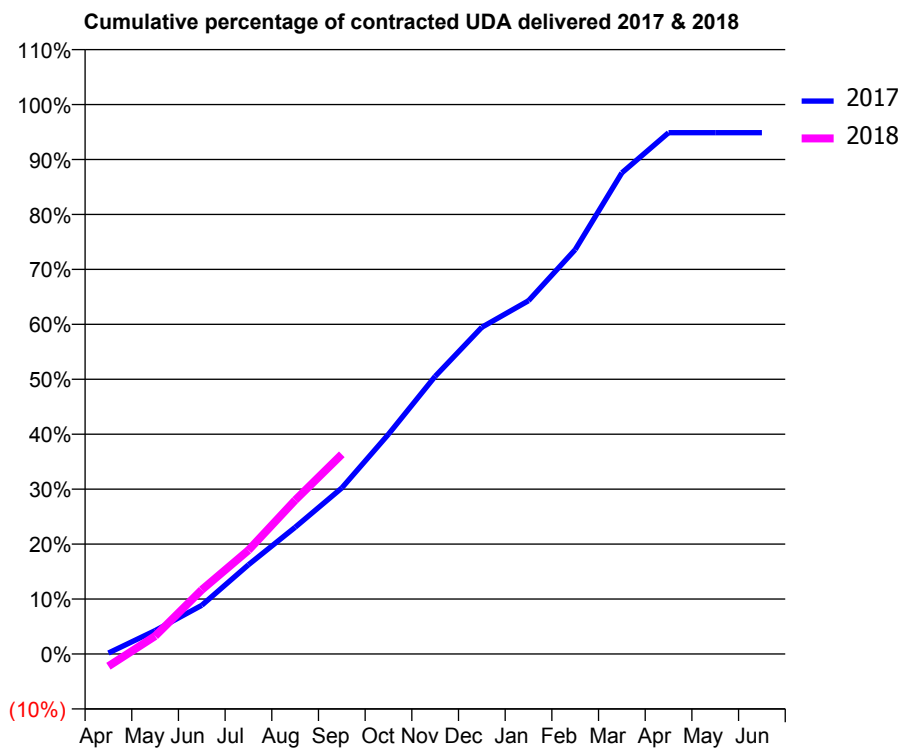
17/18 Contracted general activity (UDA)	22,023
Carry forward general activity (UDA)	1,130
17/18 Contracted orthodontic activity (UOA)	0
Carry forward orthodontic activity (UOA)	0
Baseline contract value	£521,344.25

ACCESS*

Patients seen in 24 months	Total	Change since previous quarter
Quarter ending September 2016	6,119	
Quarter ending December 2016	6,147	→
Quarter ending March 2017	6,240	→
Quarter ending June 2017	6,221	→
Quarter ending September 2017	6,224	→
Variance since September 2016	1.7%	→



ACTIVITY



Month	Adjusted Scheduled Activity (UDA)	
	2017	2018
April	38	-494
May	939	721
June	1,955	2,573
July	3,578	4,159
August	5,082	6,167
September	6,659	8,002
October	8,811	
November	11,128	
December	13,098	
January	14,161	
February	16,205	
March	19,284	
April	20,891	
May	20,893	
June	20,893	

QUALITY

	Quantity	Base Number	Contract	LHB	Wales
% of FP17s for the same patient ID Re-attending within 3 months - Children	70	1,091	6.4%	9.7%	10.9%
% of FP17s for the same patient ID Re-attending within 3 months - Adults	413	3,695	11.2%	14.5%	16.2%
% of FP17s for the same patient ID Re-attending between 3 & 9 months - Children	724	1,091	66.4%	54.3%	58.9%
% of FP17s for the same patient ID Re-attending between 3 & 9 months - Adults	2,373	3,695	64.2%	51.4%	55.2%
% of FP17s for Band 1 Urgent Courses	267	4,200	6.4%	9.3%	9.1%
% of FP17s Relating to Free Repair or Replacements	10	4,200	0.2%	0.8%	0.8%
% of FP17s Relating to Continuations	12	4,200	0.3%	0.7%	0.8%
% of Patients satisfied with the dentistry they have received	42	43	97.7%	93.7%	92.0%
% of Patients satisfied with the time they had to wait for an appointment	38	43	88.4%	88.9%	87.6%

* This is based on patients treated on this contract for their most recent course of treatment. Figures in italics indicate the base number of FP17s or Patient Questionnaire responses are less than 100. N/A is shown where the base number of responses is less than 10 during the period. % is calculated as Quantity/Base number*100

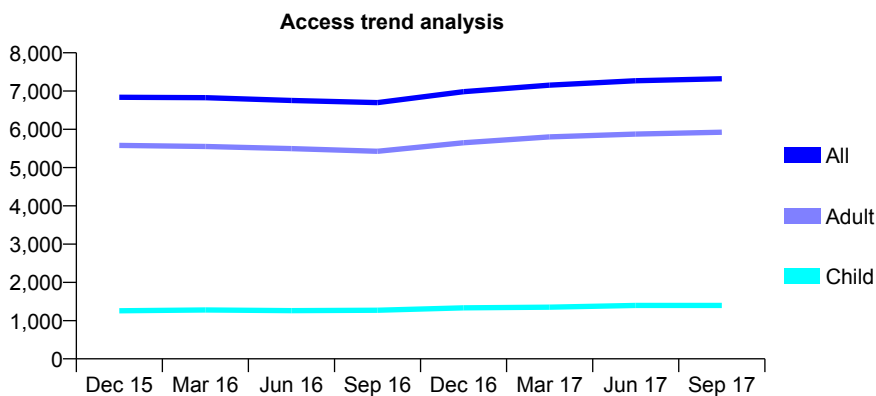
7A3 - Vital Signs At a Glance Contract Report for 180734/0001 - September 2017

Name or company name	Andrew J R Turpy & E. Sarah Turpy
Contract type name	GDS Contract
Purpose of contract	General
Contract start date	19/06/2009
Contract end date	

17/18 Contracted general activity (UDA)	21,735
Carry forward general activity (UDA)	0
17/18 Contracted orthodontic activity (UOA)	0
Carry forward orthodontic activity (UOA)	0
Baseline contract value	£510,078.62

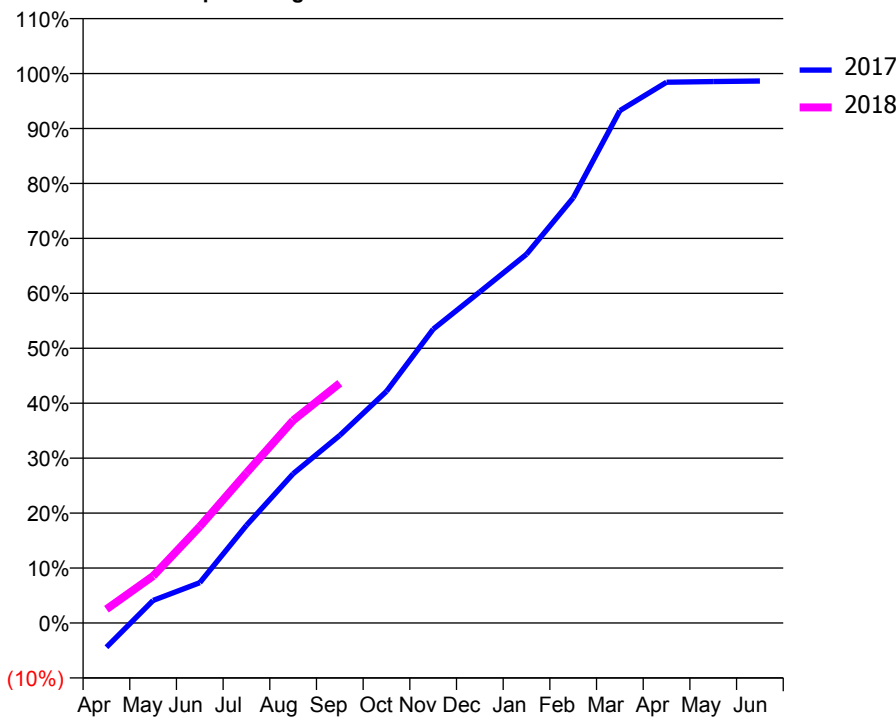
ACCESS*

Patients seen in 24 months	Total	Change since previous quarter
Quarter ending September 2016	6,698	
Quarter ending December 2016	6,983	↑
Quarter ending March 2017	7,153	↑
Quarter ending June 2017	7,269	→
Quarter ending September 2017	7,321	→
Variance since September 2016	9.3%	↑



ACTIVITY

Cumulative percentage of contracted UDA delivered 2017 & 2018



Month	Adjusted Scheduled Activity (UDA)	
	2017	2018
April	-964	546
May	895	1,857
June	1,594	3,818
July	3,861	5,937
August	5,902	8,015
September	7,422	9,487
October	9,163	
November	11,622	
December	13,098	
January	14,588	
February	16,818	
March	20,269	
April	21,392	
May	21,419	
June	21,437	

QUALITY

	Quantity	Base Number	Contract	LHB	Wales
% of FP17s for the same patient ID Re-attending within 3 months - Children	48	901	5.3%	9.7%	10.9%
% of FP17s for the same patient ID Re-attending within 3 months - Adults	562	4,049	13.9%	14.5%	16.2%
% of FP17s for the same patient ID Re-attending between 3 & 9 months - Children	423	901	46.9%	54.3%	58.9%
% of FP17s for the same patient ID Re-attending between 3 & 9 months - Adults	2,102	4,049	51.9%	51.4%	55.2%
% of FP17s for Band 1 Urgent Courses	360	4,477	8.0%	9.3%	9.1%
% of FP17s Relating to Free Repair or Replacements	17	4,477	0.4%	0.8%	0.8%
% of FP17s Relating to Continuations	8	4,477	0.2%	0.7%	0.8%
% of Patients satisfied with the dentistry they have received	29	31	93.5%	93.7%	92.0%
% of Patients satisfied with the time they had to wait for an appointment	29	31	93.5%	88.9%	87.6%

* This is based on patients treated on this contract for their most recent course of treatment. Figures in italics indicate the base number of FP17s or Patient Questionnaire responses are less than 100. N/A is shown where the base number of responses is less than 10 during the period. % is calculated as Quantity/Base number*100

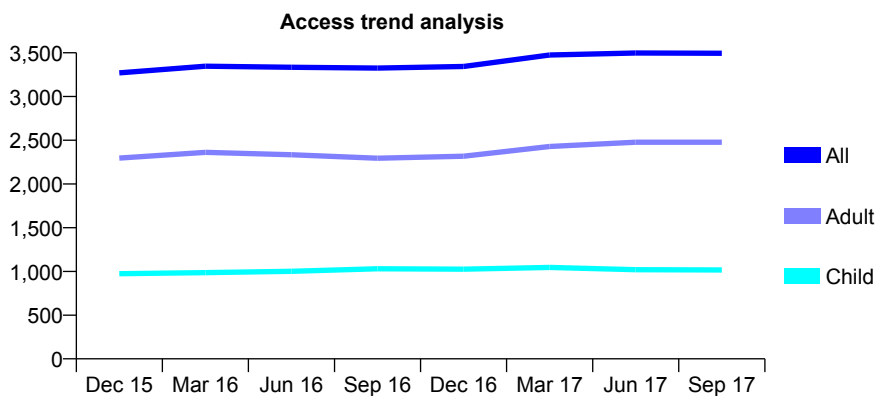
7A3 - Vital Signs At a Glance Contract Report for 181382/0001 - September 2017

Name or company name	Cwmdulais Dental Practice
Contract type name	GDS Contract
Purpose of contract	General and Orthodontic
Contract start date	01/01/2014
Contract end date	

17/18 Contracted general activity (UDA)	8,575
Carry forward general activity (UDA)	0
17/18 Contracted orthodontic activity (UOA)	1,351
Carry forward orthodontic activity (UOA)	0
Baseline contract value	£416,816.49

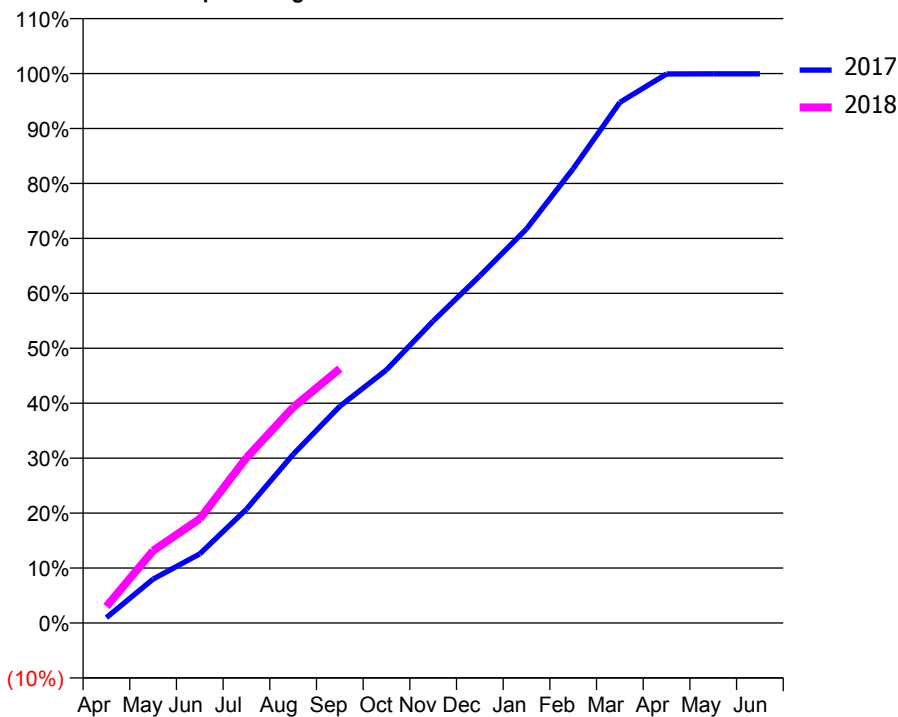
ACCESS*

Patients seen in 24 months	Total	Change since previous quarter
Quarter ending September 2016	3,325	
Quarter ending December 2016	3,344	→
Quarter ending March 2017	3,475	↑
Quarter ending June 2017	3,498	→
Quarter ending September 2017	3,494	→
Variance since September 2016	5.1%	↑



ACTIVITY

Cumulative percentage of contracted UDA delivered 2017 & 2018



Month	Adjusted Scheduled Activity (UDA)	
	2017	2018
April	84	260
May	686	1,130
June	1,079	1,627
July	1,776	2,579
August	2,631	3,367
September	3,382	3,969
October	3,950	
November	4,713	
December	5,417	
January	6,150	
February	7,092	
March	8,124	
April	8,567	
May	8,570	
June	8,570	

QUALITY

	Quantity	Base Number	Contract	LHB	Wales
% of FP17s for the same patient ID Re-attending within 3 months - Children	76	930	8.2%	9.7%	10.9%
% of FP17s for the same patient ID Re-attending within 3 months - Adults	283	1,778	15.9%	14.5%	16.2%
% of FP17s for the same patient ID Re-attending between 3 & 9 months - Children	541	930	58.2%	54.3%	58.9%
% of FP17s for the same patient ID Re-attending between 3 & 9 months - Adults	743	1,778	41.8%	51.4%	55.2%
% of FP17s for Band 1 Urgent Courses	326	2,324	14.0%	9.3%	9.1%
% of FP17s Relating to Free Repair or Replacements	15	2,324	0.6%	0.8%	0.8%
% of FP17s Relating to Continuations	2	2,324	0.1%	0.7%	0.8%
% of Patients satisfied with the dentistry they have received	12	13	92.3%	93.7%	92.0%
% of Patients satisfied with the time they had to wait for an appointment	10	13	76.9%	88.9%	87.6%

* This is based on patients treated on this contract for their most recent course of treatment. Figures in italics indicate the base number of FP17s or Patient Questionnaire responses are less than 100. N/A is shown where the base number of responses is less than 10 during the period. % is calculated as Quantity/Base number*100

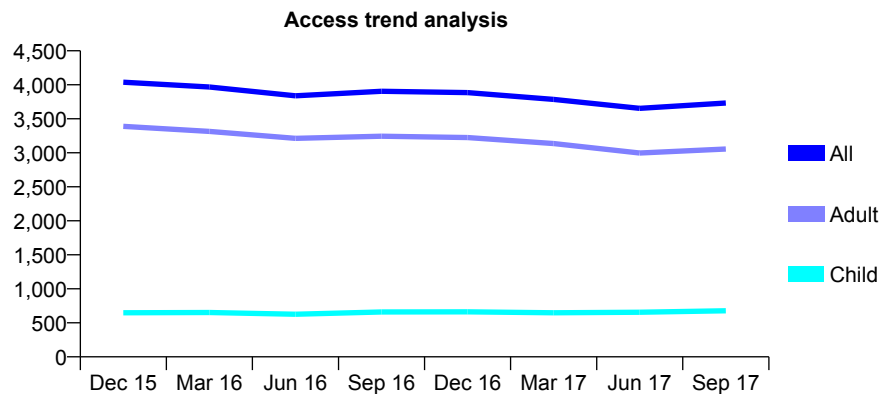
7A3 - Vital Signs At a Glance Contract Report for 184136/0001 - September 2017

Name or company name	Glynneath Dental Practice
Contract type name	GDS Contract
Purpose of contract	General
Contract start date	01/09/2012
Contract end date	

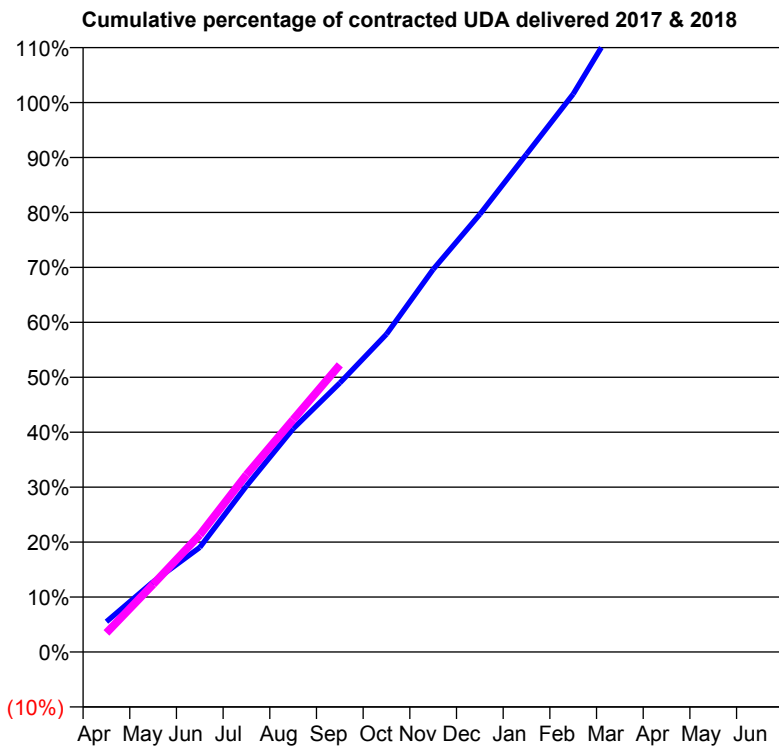
17/18 Contracted general activity (UDA)	10,623
Carry forward general activity (UDA)	0
17/18 Contracted orthodontic activity (UOA)	0
Carry forward orthodontic activity (UOA)	0
Baseline contract value	£381,047.10

ACCESS*

Patients seen in 24 months	Total	Change since previous quarter
Quarter ending September 2016	3,904	
Quarter ending December 2016	3,886	→
Quarter ending March 2017	3,786	↓
Quarter ending June 2017	3,653	↓
Quarter ending September 2017	3,732	↑
Variance since September 2016	(4.4%)	↓



ACTIVITY



Month	Adjusted Scheduled Activity (UDA)	
	2017	2018
April	586	369
May	1,357	1,309
June	2,022	2,266
July	3,210	3,428
August	4,316	4,492
September	5,201	5,551
October	6,144	
November	7,396	
December	8,461	
January	9,624	
February	10,787	
March	12,278	
April	12,949	
May	12,965	
June	12,966	

QUALITY

	Quantity	Base Number	Contract	LHB	Wales
% of FP17s for the same patient ID Re-attending within 3 months - Children	24	382	6.3%	9.7%	10.9%
% of FP17s for the same patient ID Re-attending within 3 months - Adults	187	1,571	11.9%	14.5%	16.2%
% of FP17s for the same patient ID Re-attending between 3 & 9 months - Children	69	382	18.1%	54.3%	58.9%
% of FP17s for the same patient ID Re-attending between 3 & 9 months - Adults	415	1,571	26.4%	51.4%	55.2%
% of FP17s for Band 1 Urgent Courses	123	1,801	6.8%	9.3%	9.1%
% of FP17s Relating to Free Repair or Replacements	19	1,801	1.1%	0.8%	0.8%
% of FP17s Relating to Continuations	23	1,801	1.3%	0.7%	0.8%
% of Patients satisfied with the dentistry they have received	19	19	100.0%	93.7%	92.0%
% of Patients satisfied with the time they had to wait for an appointment	17	19	89.5%	88.9%	87.6%

* This is based on patients treated on this contract for their most recent course of treatment. Figures in italics indicate the base number of FP17s or Patient Questionnaire responses are less than 100. N/A is shown where the base number of responses is less than 10 during the period. % is calculated as Quantity/Base number*100

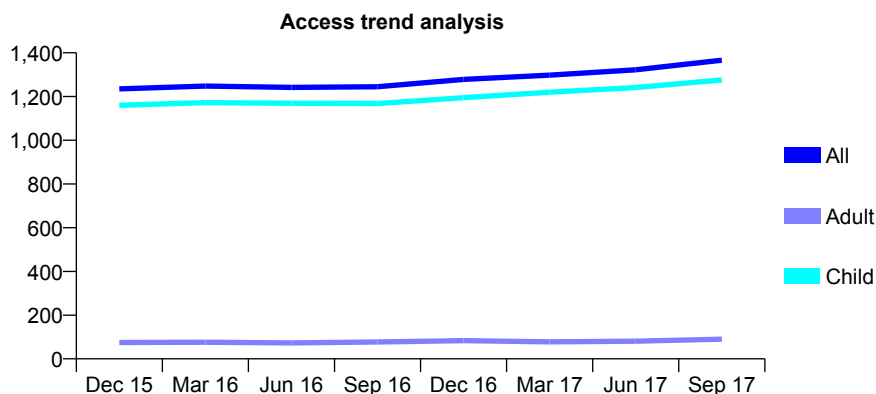
7A3 - Vital Signs At a Glance Contract Report for 185000/0001 - September 2017

Name or company name	Howells, Harrison & Gregson
Contract type name	GDS Contract
Purpose of contract	General
Contract start date	01/04/2006
Contract end date	

17/18 Contracted general activity (UDA)	2,576
Carry forward general activity (UDA)	33
17/18 Contracted orthodontic activity (UOA)	0
Carry forward orthodontic activity (UOA)	0
Baseline contract value	£54,840.96

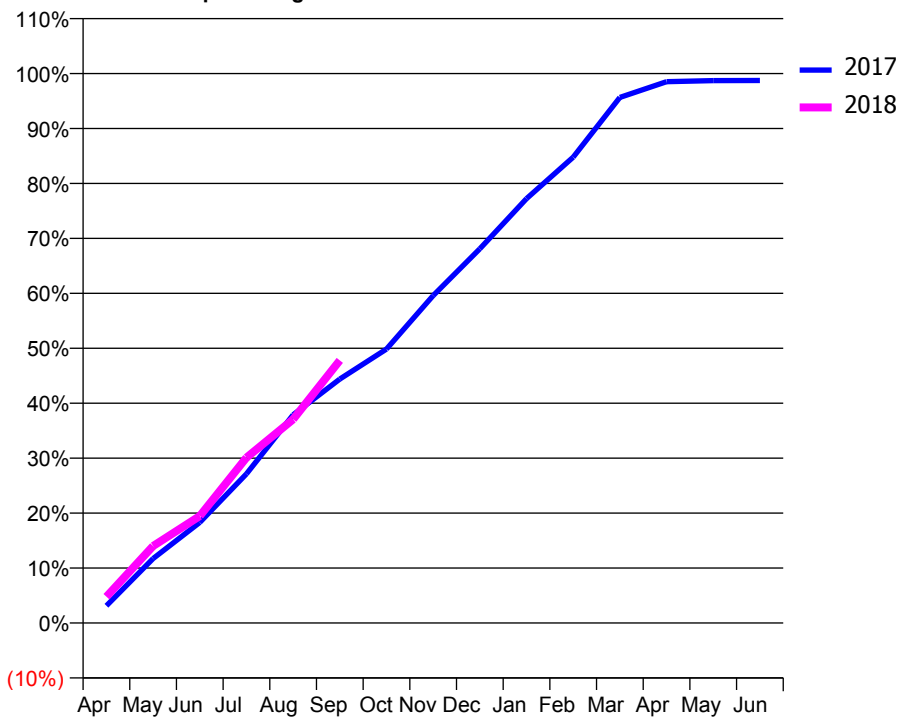
ACCESS*

Patients seen in 24 months	Total	Change since previous quarter
Quarter ending September 2016	1,245	
Quarter ending December 2016	1,278	↑
Quarter ending March 2017	1,298	→
Quarter ending June 2017	1,322	→
Quarter ending September 2017	1,366	↑
Variance since September 2016	9.7%	↑



ACTIVITY

Cumulative percentage of contracted UDA delivered 2017 & 2018



Adjusted Scheduled Activity (UDA)

Month	2017	2018
April	81	124
May	302	361
June	472	501
July	699	775
August	976	955
September	1,144	1,231
October	1,284	
November	1,535	
December	1,754	
January	1,989	
February	2,184	
March	2,464	
April	2,537	
May	2,542	
June	2,543	

QUALITY

	Quantity	Base Number	Contract	LHB	Wales
% of FP17s for the same patient ID Re-attending within 3 months - Children	126	1,035	12.2%	9.7%	10.9%
% of FP17s for the same patient ID Re-attending within 3 months - Adults	0	0	N/A	14.5%	16.2%
% of FP17s for the same patient ID Re-attending between 3 & 9 months - Children	563	1,035	54.4%	54.3%	58.9%
% of FP17s for the same patient ID Re-attending between 3 & 9 months - Adults	0	0	N/A	51.4%	55.2%
% of FP17s for Band 1 Urgent Courses	81	966	8.4%	9.3%	9.1%
% of FP17s Relating to Free Repair or Replacements	1	966	0.1%	0.8%	0.8%
% of FP17s Relating to Continuations	19	966	2.0%	0.7%	0.8%
% of Patients satisfied with the dentistry they have received	2	2	N/A	93.7%	92.0%
% of Patients satisfied with the time they had to wait for an appointment	2	2	N/A	88.9%	87.6%

* This is based on patients treated on this contract for their most recent course of treatment. Figures in italics indicate the base number of FP17s or Patient Questionnaire responses are less than 100. N/A is shown where the base number of responses is less than 10 during the period. % is calculated as Quantity/Base number*100

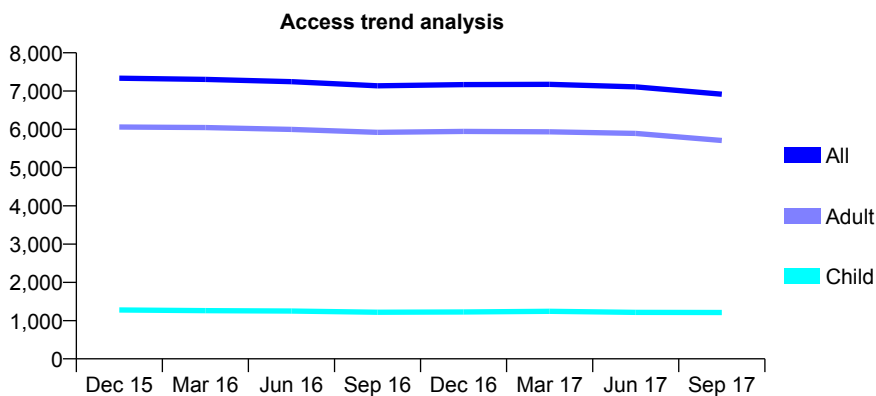
7A3 - Vital Signs At a Glance Contract Report for 187917/0001 - September 2017

Name or company name	The Victoria Road Dental Surgery
Contract type name	GDS Contract
Purpose of contract	General
Contract start date	01/05/2012
Contract end date	

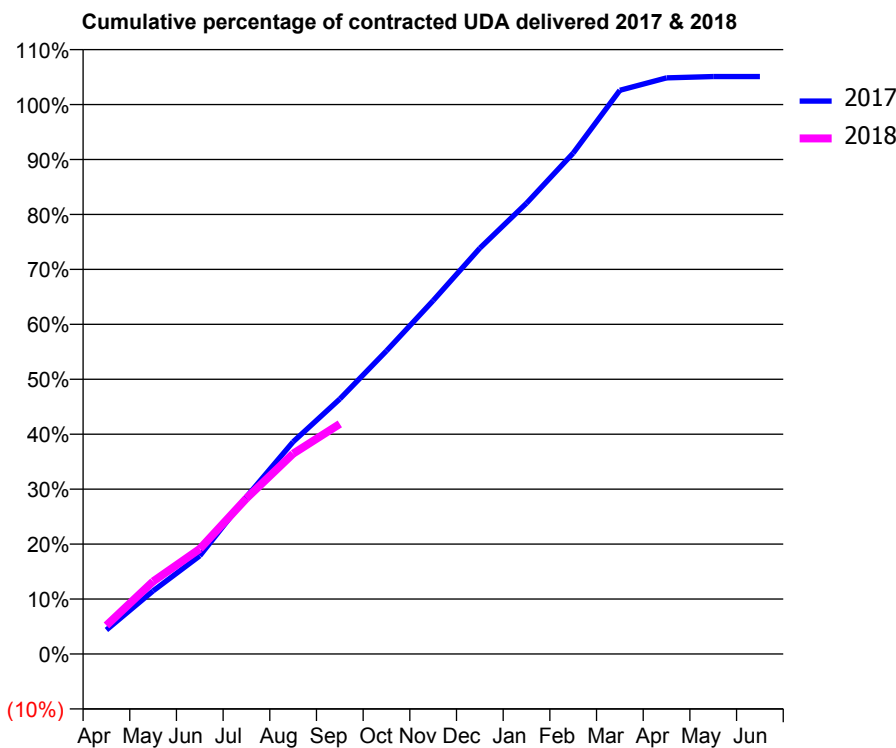
17/18 Contracted general activity (UDA)	20,753
Carry forward general activity (UDA)	0
17/18 Contracted orthodontic activity (UOA)	0
Carry forward orthodontic activity (UOA)	0
Baseline contract value	£470,746.07

ACCESS*

Patients seen in 24 months	Total	Change since previous quarter
Quarter ending September 2016	7,138	
Quarter ending December 2016	7,170	→
Quarter ending March 2017	7,176	→
Quarter ending June 2017	7,109	→
Quarter ending September 2017	6,917	↓
Variance since September 2016	(3.1%)	↓



ACTIVITY



Month	Adjusted Scheduled Activity (UDA)	
	2017	2018
April	909	1,081
May	2,384	2,741
June	3,711	3,969
July	5,934	5,881
August	8,014	7,566
September	9,634	8,692
October	11,451	
November	13,349	
December	15,328	
January	17,024	
February	18,917	
March	21,289	
April	21,757	
May	21,809	
June	21,811	

QUALITY

	Quantity	Base Number	Contract	LHB	Wales
% of FP17s for the same patient ID Re-attending within 3 months - Children	43	815	5.3%	9.7%	10.9%
% of FP17s for the same patient ID Re-attending within 3 months - Adults	340	3,684	9.2%	14.5%	16.2%
% of FP17s for the same patient ID Re-attending between 3 & 9 months - Children	476	815	58.4%	54.3%	58.9%
% of FP17s for the same patient ID Re-attending between 3 & 9 months - Adults	2,350	3,684	63.8%	51.4%	55.2%
% of FP17s for Band 1 Urgent Courses	204	4,269	4.8%	9.3%	9.1%
% of FP17s Relating to Free Repair or Replacements	5	4,269	0.1%	0.8%	0.8%
% of FP17s Relating to Continuations	46	4,269	1.1%	0.7%	0.8%
% of Patients satisfied with the dentistry they have received	25	26	96.2%	93.7%	92.0%
% of Patients satisfied with the time they had to wait for an appointment	22	26	84.6%	88.9%	87.6%

* This is based on patients treated on this contract for their most recent course of treatment. Figures in italics indicate the base number of FP17s or Patient Questionnaire responses are less than 100. N/A is shown where the base number of responses is less than 10 during the period. % is calculated as Quantity/Base number*100

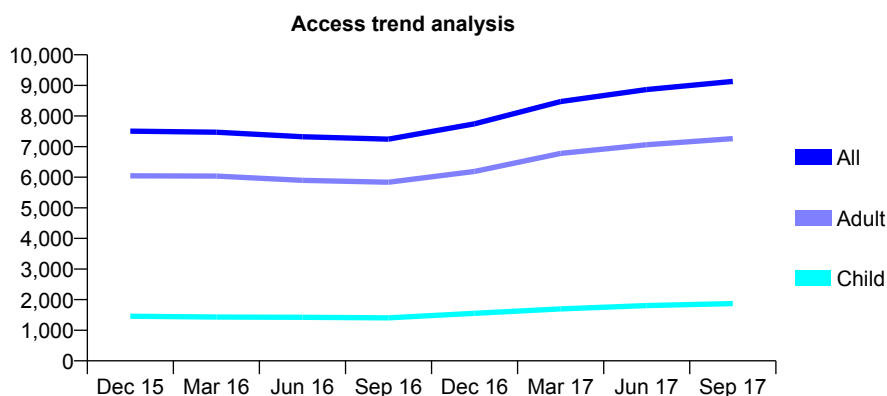
7A3 - Vital Signs At a Glance Contract Report for 189693/0001 - September 2017

Name or company name	Hall, Hopkins & Thorne of Llynfi Dental Pra
Contract type name	GDS Contract
Purpose of contract	General
Contract start date	10/08/2011
Contract end date	

17/18 Contracted general activity (UDA)	23,993
Carry forward general activity (UDA)	704
17/18 Contracted orthodontic activity (UOA)	0
Carry forward orthodontic activity (UOA)	0
Baseline contract value	£577,845.95

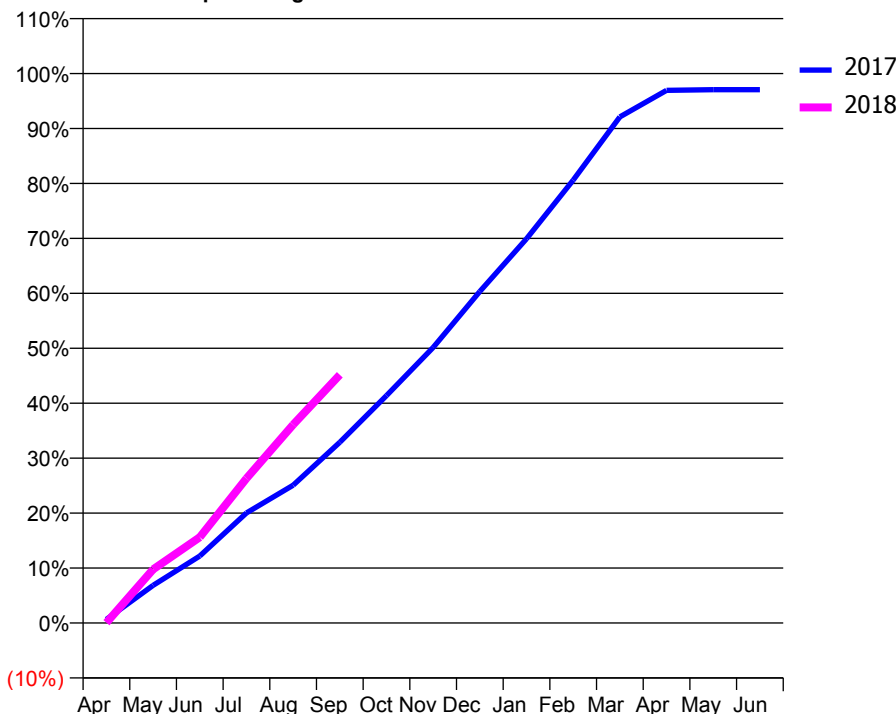
ACCESS*

Patients seen in 24 months	Total	Change since previous quarter
Quarter ending September 2016	7,242	
Quarter ending December 2016	7,746	↑
Quarter ending March 2017	8,474	↑
Quarter ending June 2017	8,867	↑
Quarter ending September 2017	9,132	↑
Variance since September 2016	26.1%	↑



ACTIVITY

Cumulative percentage of contracted UDA delivered 2017 & 2018



Month	Adjusted Scheduled Activity (UDA)	
	2017	2018
April	159	16
May	1,646	2,341
June	2,927	3,749
July	4,806	6,315
August	6,018	8,662
September	7,889	10,841
October	9,929	
November	12,034	
December	14,476	
January	16,775	
February	19,337	
March	22,098	
April	23,255	
May	23,284	
June	23,289	

QUALITY

	Quantity	Base Number	Contract	LHB	Wales
% of FP17s for the same patient ID Re-attending within 3 months - Children	83	1,351	6.1%	9.7%	10.9%
% of FP17s for the same patient ID Re-attending within 3 months - Adults	576	4,767	12.1%	14.5%	16.2%
% of FP17s for the same patient ID Re-attending between 3 & 9 months - Children	733	1,351	54.3%	54.3%	58.9%
% of FP17s for the same patient ID Re-attending between 3 & 9 months - Adults	2,128	4,767	44.6%	51.4%	55.2%
% of FP17s for Band 1 Urgent Courses	755	5,572	13.5%	9.3%	9.1%
% of FP17s Relating to Free Repair or Replacements	72	5,572	1.3%	0.8%	0.8%
% of FP17s Relating to Continuations	10	5,572	0.2%	0.7%	0.8%
% of Patients satisfied with the dentistry they have received	34	35	97.1%	93.7%	92.0%
% of Patients satisfied with the time they had to wait for an appointment	33	35	94.3%	88.9%	87.6%

* This is based on patients treated on this contract for their most recent course of treatment. Figures in italics indicate the base number of FP17s or Patient Questionnaire responses are less than 100. N/A is shown where the base number of responses is less than 10 during the period. % is calculated as Quantity/Base number*100

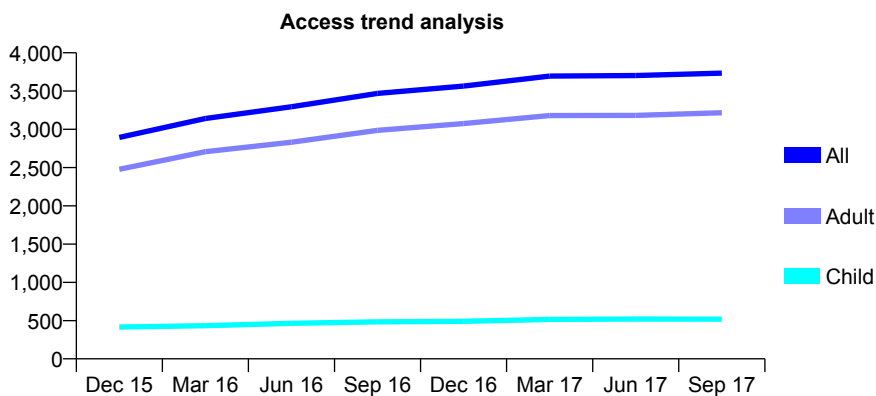
7A3 - Vital Signs At a Glance Contract Report for 189839/0001 - September 2017

Name or company name	Sketty Road Dental
Contract type name	GDS Contract
Purpose of contract	General
Contract start date	01/03/2015
Contract end date	

17/18 Contracted general activity (UDA)	12,500
Carry forward general activity (UDA)	-173
17/18 Contracted orthodontic activity (UOA)	0
Carry forward orthodontic activity (UOA)	0
Baseline contract value	£291,334.70

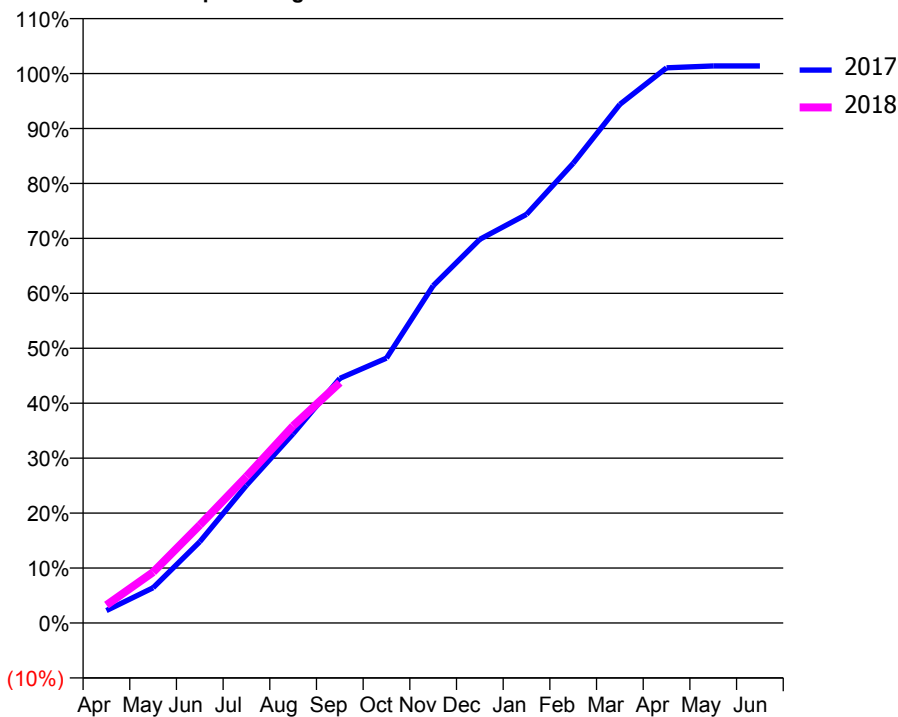
ACCESS*

Patients seen in 24 months	Total	Change since previous quarter
Quarter ending September 2016	3,470	
Quarter ending December 2016	3,565	↑
Quarter ending March 2017	3,695	↑
Quarter ending June 2017	3,702	→
Quarter ending September 2017	3,735	→
Variance since September 2016	7.6%	↑



ACTIVITY

Cumulative percentage of contracted UDA delivered 2017 & 2018



Adjusted Scheduled Activity (UDA)

Month	2017	2018
April	283	409
May	804	1,159
June	1,849	2,228
July	3,131	3,332
August	4,307	4,485
September	5,565	5,469
October	6,026	
November	7,672	
December	8,728	
January	9,295	
February	10,458	
March	11,798	
April	12,629	
May	12,673	
June	12,673	

QUALITY

	Quantity	Base Number	Contract	LHB	Wales
% of FP17s for the same patient ID Re-attending within 3 months - Children	22	432	5.1%	9.7%	10.9%
% of FP17s for the same patient ID Re-attending within 3 months - Adults	557	2,785	20.0%	14.5%	16.2%
% of FP17s for the same patient ID Re-attending between 3 & 9 months - Children	284	432	65.7%	54.3%	58.9%
% of FP17s for the same patient ID Re-attending between 3 & 9 months - Adults	1,554	2,785	55.8%	51.4%	55.2%
% of FP17s for Band 1 Urgent Courses	151	2,900	5.2%	9.3%	9.1%
% of FP17s Relating to Free Repair or Replacements	40	2,900	1.4%	0.8%	0.8%
% of FP17s Relating to Continuations	103	2,900	3.6%	0.7%	0.8%
% of Patients satisfied with the dentistry they have received	56	59	94.9%	93.7%	92.0%
% of Patients satisfied with the time they had to wait for an appointment	54	59	91.5%	88.9%	87.6%

* This is based on patients treated on this contract for their most recent course of treatment. Figures in italics indicate the base number of FP17s or Patient Questionnaire responses are less than 100. N/A is shown where the base number of responses is less than 10 during the period. % is calculated as Quantity/Base number*100

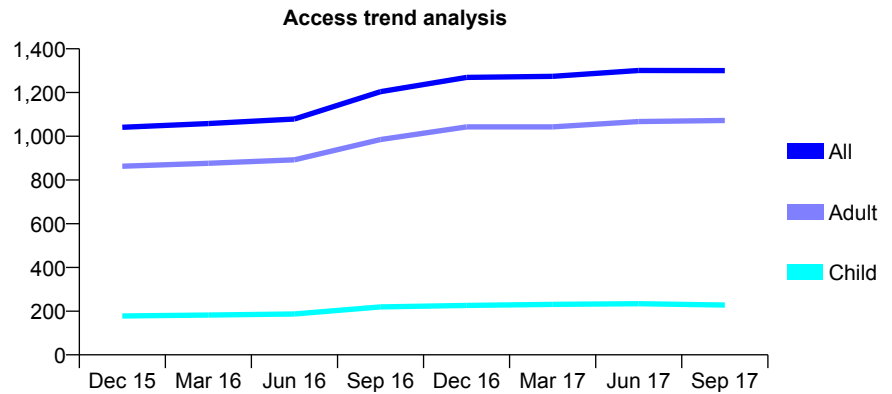
7A3 - Vital Signs At a Glance Contract Report for 193399/0001 - September 2017

Name or company name	Dr Roach Price Dental Practice
Contract type name	GDS Contract
Purpose of contract	General
Contract start date	31/03/2014
Contract end date	

17/18 Contracted general activity (UDA)	4,592
Carry forward general activity (UDA)	0
17/18 Contracted orthodontic activity (UOA)	0
Carry forward orthodontic activity (UOA)	0
Baseline contract value	£103,736.66

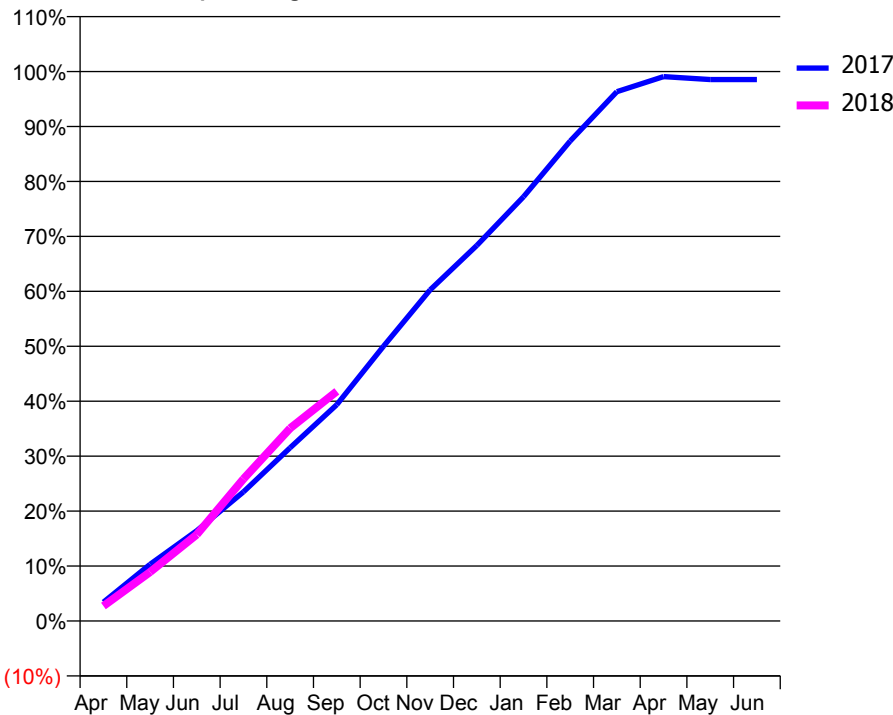
ACCESS*

Patients seen in 24 months	Total	Change since previous quarter
Quarter ending September 2016	1,204	
Quarter ending December 2016	1,269	↑
Quarter ending March 2017	1,274	→
Quarter ending June 2017	1,301	↑
Quarter ending September 2017	1,300	→
Variance since September 2016	8.0%	↑



ACTIVITY

Cumulative percentage of contracted UDA delivered 2017 & 2018



Month	Adjusted Scheduled Activity (UDA)	
	2017	2018
April	158	126
May	474	409
June	755	723
July	1,079	1,187
August	1,448	1,611
September	1,808	1,920
October	2,296	
November	2,767	
December	3,138	
January	3,545	
February	4,012	
March	4,423	
April	4,549	
May	4,525	
June	4,525	

QUALITY

	Quantity	Base Number	Contract	LHB	Wales
% of FP17s for the same patient ID Re-attending within 3 months - Children	16	190	8.4%	9.7%	10.9%
% of FP17s for the same patient ID Re-attending within 3 months - Adults	130	860	15.1%	14.5%	16.2%
% of FP17s for the same patient ID Re-attending between 3 & 9 months - Children	116	190	61.1%	54.3%	58.9%
% of FP17s for the same patient ID Re-attending between 3 & 9 months - Adults	527	860	61.3%	51.4%	55.2%
% of FP17s for Band 1 Urgent Courses	114	1,017	11.2%	9.3%	9.1%
% of FP17s Relating to Free Repair or Replacements	6	1,017	0.6%	0.8%	0.8%
% of FP17s Relating to Continuations	4	1,017	0.4%	0.7%	0.8%
% of Patients satisfied with the dentistry they have received	10	11	90.9%	93.7%	92.0%
% of Patients satisfied with the time they had to wait for an appointment	11	11	100.0%	88.9%	87.6%

* This is based on patients treated on this contract for their most recent course of treatment. Figures in italics indicate the base number of FP17s or Patient Questionnaire responses are less than 100. N/A is shown where the base number of responses is less than 10 during the period. % is calculated as Quantity/Base number*100

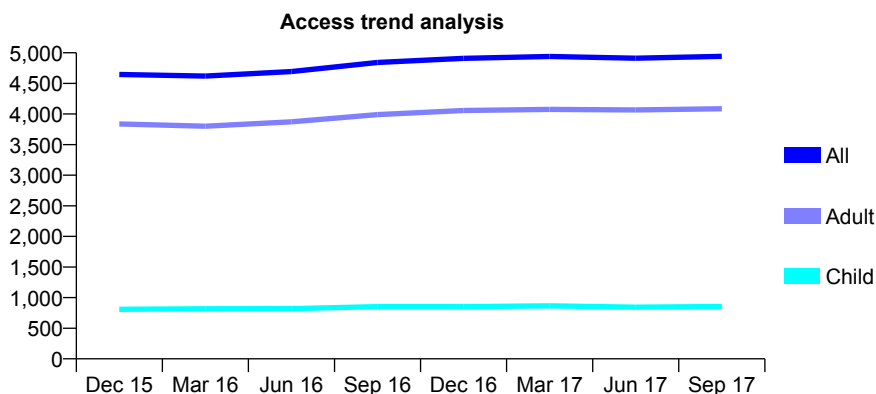
7A3 - Vital Signs At a Glance Contract Report for 195006/0001 - September 2017

Name or company name	R Elliott and Associates
Contract type name	GDS Contract
Purpose of contract	General
Contract start date	01/02/2007
Contract end date	

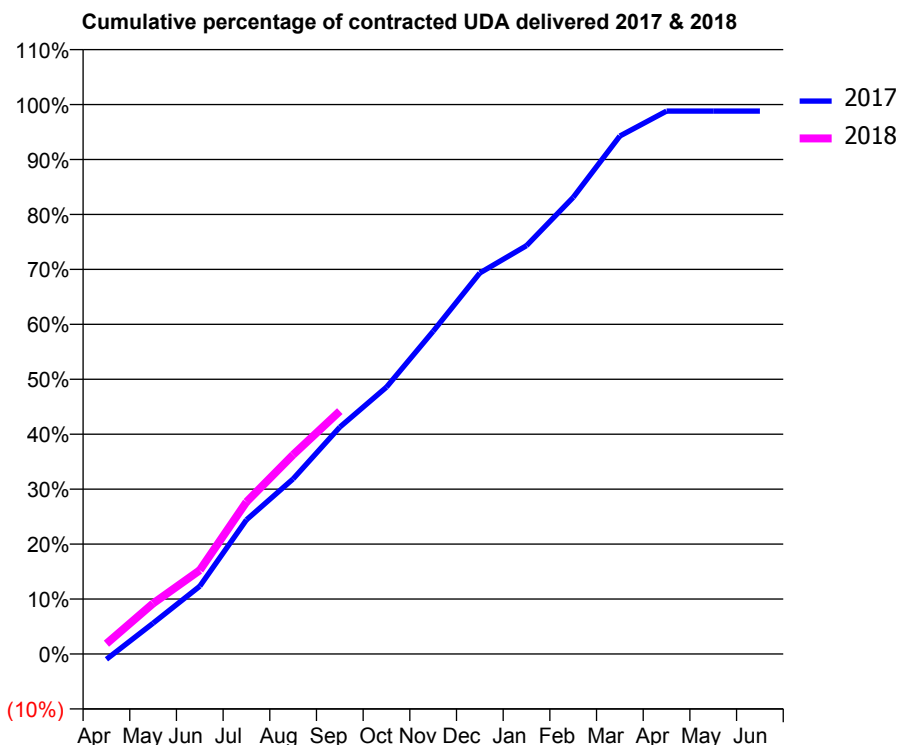
17/18 Contracted general activity (UDA)	14,790
Carry forward general activity (UDA)	176
17/18 Contracted orthodontic activity (UOA)	0
Carry forward orthodontic activity (UOA)	0
Baseline contract value	£339,785.02

ACCESS*

Patients seen in 24 months	Total	Change since previous quarter
Quarter ending September 2016	4,842	
Quarter ending December 2016	4,909	→
Quarter ending March 2017	4,940	→
Quarter ending June 2017	4,911	→
Quarter ending September 2017	4,942	→
Variance since September 2016	2.1%	↑



ACTIVITY



Month	Adjusted Scheduled Activity (UDA)	
	2017	2018
April	-145	279
May	831	1,362
June	1,825	2,256
July	3,613	4,093
August	4,713	5,364
September	6,107	6,536
October	7,184	
November	8,689	
December	10,254	
January	10,991	
February	12,290	
March	13,940	
April	14,613	
May	14,614	
June	14,614	

QUALITY

	Quantity	Base Number	Contract	LHB	Wales
% of FP17s for the same patient ID Re-attending within 3 months - Children	35	517	6.8%	9.7%	10.9%
% of FP17s for the same patient ID Re-attending within 3 months - Adults	400	2,875	13.9%	14.5%	16.2%
% of FP17s for the same patient ID Re-attending between 3 & 9 months - Children	248	517	48.0%	54.3%	58.9%
% of FP17s for the same patient ID Re-attending between 3 & 9 months - Adults	1,653	2,875	57.5%	51.4%	55.2%
% of FP17s for Band 1 Urgent Courses	274	3,127	8.8%	9.3%	9.1%
% of FP17s Relating to Free Repair or Replacements	36	3,127	1.2%	0.8%	0.8%
% of FP17s Relating to Continuations	30	3,127	1.0%	0.7%	0.8%
% of Patients satisfied with the dentistry they have received	23	23	100.0%	93.7%	92.0%
% of Patients satisfied with the time they had to wait for an appointment	23	23	100.0%	88.9%	87.6%

* This is based on patients treated on this contract for their most recent course of treatment. Figures in italics indicate the base number of FP17s or Patient Questionnaire responses are less than 100. N/A is shown where the base number of responses is less than 10 during the period. % is calculated as Quantity/Base number*100

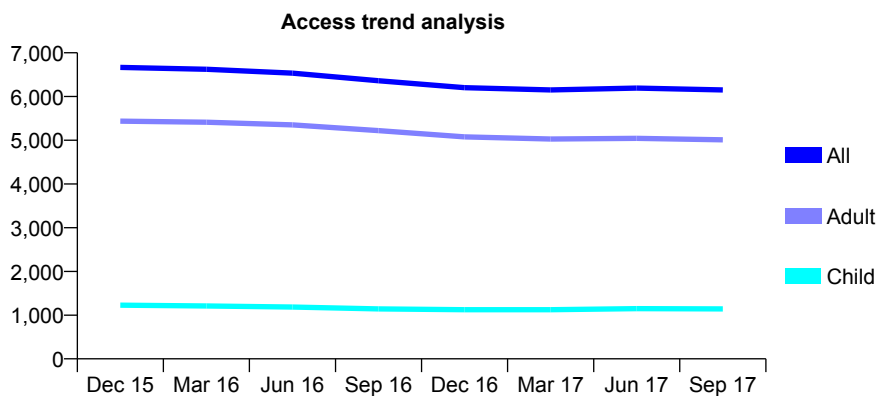
7A3 - Vital Signs At a Glance Contract Report for 195006/0002 - September 2017

Name or company name	R Elliott and Associates
Contract type name	GDS Contract
Purpose of contract	General
Contract start date	01/02/2007
Contract end date	

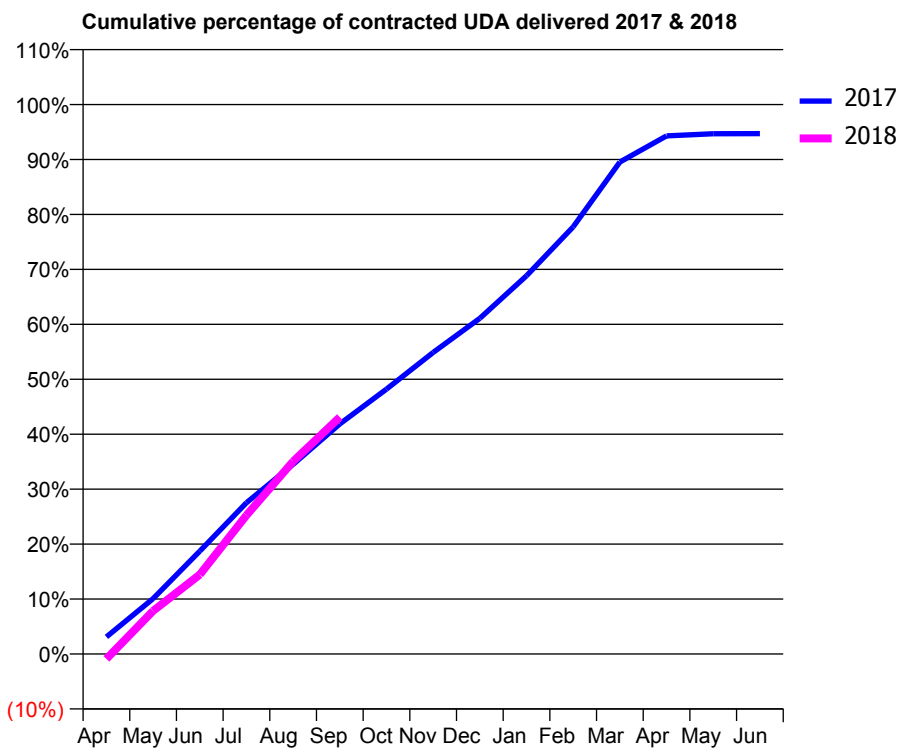
17/18 Contracted general activity (UDA)	18,317
Carry forward general activity (UDA)	970
17/18 Contracted orthodontic activity (UOA)	0
Carry forward orthodontic activity (UOA)	0
Baseline contract value	£420,814.22

ACCESS*

Patients seen in 24 months	Total	Change since previous quarter
Quarter ending September 2016	6,362	
Quarter ending December 2016	6,203	↓
Quarter ending March 2017	6,150	→
Quarter ending June 2017	6,192	→
Quarter ending September 2017	6,152	→
Variance since September 2016	(3.3%)	↓



ACTIVITY



Month	Adjusted Scheduled Activity (UDA)	
	2017	2018
April	570	-168
May	1,846	1,437
June	3,429	2,647
July	5,043	4,624
August	6,321	6,420
September	7,670	7,897
October	8,830	
November	10,052	
December	11,191	
January	12,608	
February	14,239	
March	16,399	
April	17,273	
May	17,344	
June	17,347	

QUALITY

	Quantity	Base Number	Contract	LHB	Wales
% of FP17s for the same patient ID Re-attending within 3 months - Children	59	893	6.6%	9.7%	10.9%
% of FP17s for the same patient ID Re-attending within 3 months - Adults	720	4,262	16.9%	14.5%	16.2%
% of FP17s for the same patient ID Re-attending between 3 & 9 months - Children	474	893	53.1%	54.3%	58.9%
% of FP17s for the same patient ID Re-attending between 3 & 9 months - Adults	2,430	4,262	57.0%	51.4%	55.2%
% of FP17s for Band 1 Urgent Courses	457	4,609	9.9%	9.3%	9.1%
% of FP17s Relating to Free Repair or Replacements	42	4,609	0.9%	0.8%	0.8%
% of FP17s Relating to Continuations	40	4,609	0.9%	0.7%	0.8%
% of Patients satisfied with the dentistry they have received	40	44	90.9%	93.7%	92.0%
% of Patients satisfied with the time they had to wait for an appointment	41	44	93.2%	88.9%	87.6%

* This is based on patients treated on this contract for their most recent course of treatment. Figures in italics indicate the base number of FP17s or Patient Questionnaire responses are less than 100. N/A is shown where the base number of responses is less than 10 during the period. % is calculated as Quantity/Base number*100

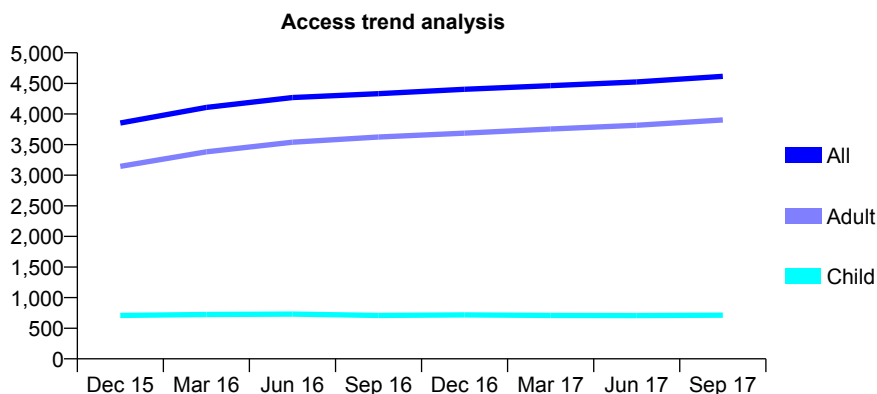
7A3 - Vital Signs At a Glance Contract Report for 195375/0001 - September 2017

Name or company name	Woods Dental
Contract type name	GDS Contract
Purpose of contract	General
Contract start date	01/01/2012
Contract end date	

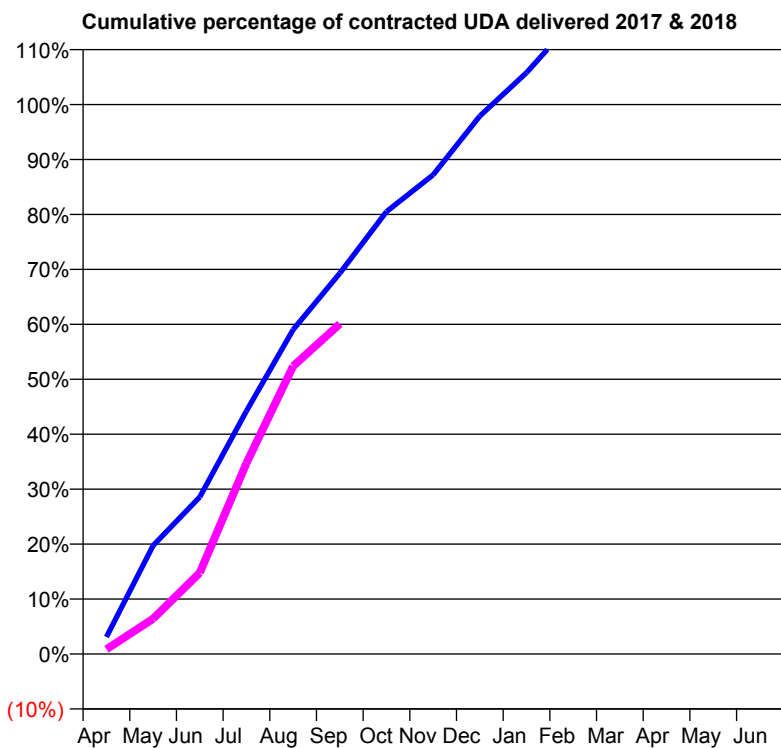
17/18 Contracted general activity (UDA)	9,368
Carry forward general activity (UDA)	0
17/18 Contracted orthodontic activity (UOA)	0
Carry forward orthodontic activity (UOA)	0
Baseline contract value	£221,835.40

ACCESS*

Patients seen in 24 months	Total	Change since previous quarter
Quarter ending September 2016	4,333	
Quarter ending December 2016	4,404	→
Quarter ending March 2017	4,464	→
Quarter ending June 2017	4,523	→
Quarter ending September 2017	4,616	↑
Variance since September 2016	6.5%	↑



ACTIVITY



Month	Adjusted Scheduled Activity (UDA)	
	2017	2018
April	289	80
May	1,848	601
June	2,677	1,385
July	4,143	3,254
August	5,531	4,907
September	6,492	5,627
October	7,543	
November	8,168	
December	9,172	
January	9,910	
February	10,796	
March	11,899	
April	12,314	
May	12,311	
June	12,379	

QUALITY

	Quantity	Base Number	Contract	LHB	Wales
% of FP17s for the same patient ID Re-attending within 3 months - Children	39	519	7.5%	9.7%	10.9%
% of FP17s for the same patient ID Re-attending within 3 months - Adults	304	2,383	12.8%	14.5%	16.2%
% of FP17s for the same patient ID Re-attending between 3 & 9 months - Children	266	519	51.3%	54.3%	58.9%
% of FP17s for the same patient ID Re-attending between 3 & 9 months - Adults	1,090	2,383	45.7%	51.4%	55.2%
% of FP17s for Band 1 Urgent Courses	788	2,645	29.8%	9.3%	9.1%
% of FP17s Relating to Free Repair or Replacements	10	2,645	0.4%	0.8%	0.8%
% of FP17s Relating to Continuations	3	2,645	0.1%	0.7%	0.8%
% of Patients satisfied with the dentistry they have received	3	7	N/A	93.7%	92.0%
% of Patients satisfied with the time they had to wait for an appointment	6	7	N/A	88.9%	87.6%

* This is based on patients treated on this contract for their most recent course of treatment. Figures in italics indicate the base number of FP17s or Patient Questionnaire responses are less than 100. N/A is shown where the base number of responses is less than 10 during the period. % is calculated as Quantity/Base number*100

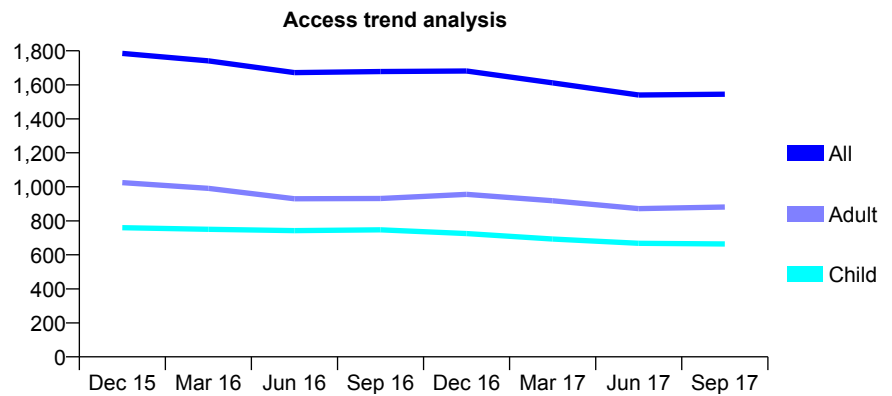
7A3 - Vital Signs At a Glance Contract Report for 195510/0001 - September 2017

Name or company name	Vale View Dental Care
Contract type name	GDS Contract
Purpose of contract	General
Contract start date	01/08/2009
Contract end date	

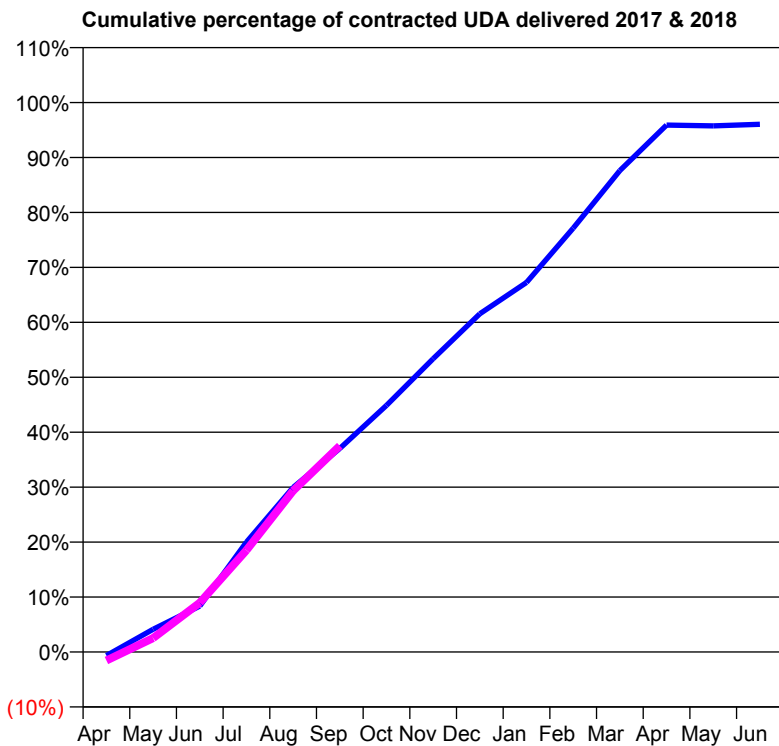
17/18 Contracted general activity (UDA)	6,032
Carry forward general activity (UDA)	133
17/18 Contracted orthodontic activity (UOA)	0
Carry forward orthodontic activity (UOA)	0
Baseline contract value	£145,274.31

ACCESS*

Patients seen in 24 months	Total	Change since previous quarter
Quarter ending September 2016	1,678	
Quarter ending December 2016	1,681	→
Quarter ending March 2017	1,611	↓
Quarter ending June 2017	1,540	↓
Quarter ending September 2017	1,545	→
Variance since September 2016	(7.9%)	↓



ACTIVITY



Month	Adjusted Scheduled Activity (UDA)	
	2017	2018
April	-40	-94
May	249	153
June	505	541
July	1,207	1,117
August	1,806	1,771
September	2,234	2,264
October	2,707	
November	3,219	
December	3,713	
January	4,057	
February	4,653	
March	5,284	
April	5,785	
May	5,775	
June	5,792	

QUALITY

	Quantity	Base Number	Contract	LHB	Wales
% of FP17s for the same patient ID Re-attending within 3 months - Children	62	579	10.7%	9.7%	10.9%
% of FP17s for the same patient ID Re-attending within 3 months - Adults	38	603	6.3%	14.5%	16.2%
% of FP17s for the same patient ID Re-attending between 3 & 9 months - Children	349	579	60.3%	54.3%	58.9%
% of FP17s for the same patient ID Re-attending between 3 & 9 months - Adults	388	603	64.3%	51.4%	55.2%
% of FP17s for Band 1 Urgent Courses	9	1,051	0.9%	9.3%	9.1%
% of FP17s Relating to Free Repair or Replacements	1	1,051	0.1%	0.8%	0.8%
% of FP17s Relating to Continuations	5	1,051	0.5%	0.7%	0.8%
% of Patients satisfied with the dentistry they have received	7	7	N/A	93.7%	92.0%
% of Patients satisfied with the time they had to wait for an appointment	7	7	N/A	88.9%	87.6%

* This is based on patients treated on this contract for their most recent course of treatment. Figures in italics indicate the base number of FP17s or Patient Questionnaire responses are less than 100. N/A is shown where the base number of responses is less than 10 during the period. % is calculated as Quantity/Base number*100

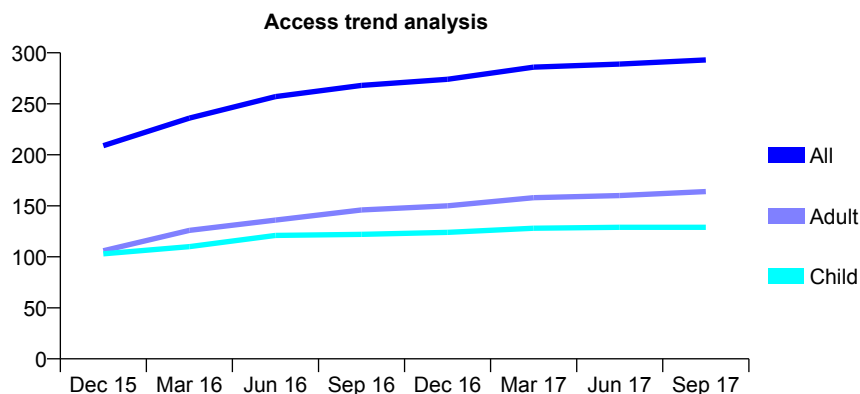
7A3 - Vital Signs At a Glance Contract Report for 197270/0001 - September 2017

Name or company name	HJ Price
Contract type name	GDS Contract
Purpose of contract	General
Contract start date	08/12/2014
Contract end date	

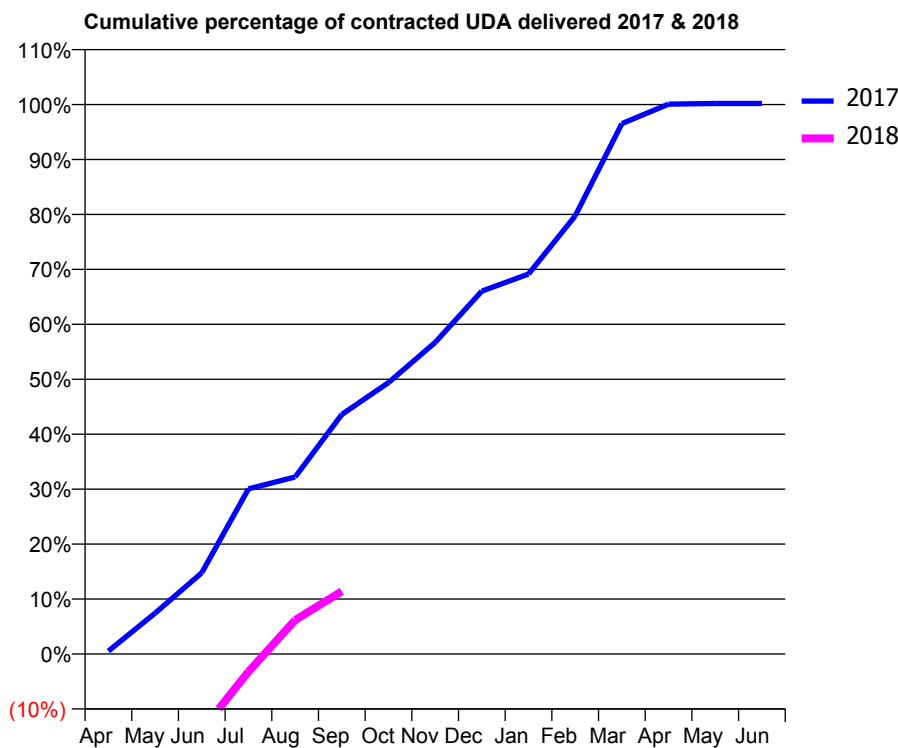
17/18 Contracted general activity (UDA)	900
Carry forward general activity (UDA)	240
17/18 Contracted orthodontic activity (UOA)	0
Carry forward orthodontic activity (UOA)	0
Baseline contract value	£20,334.96

ACCESS*

Patients seen in 24 months	Total	Change since previous quarter
Quarter ending September 2016	268	
Quarter ending December 2016	274	↑
Quarter ending March 2017	286	↑
Quarter ending June 2017	289	→
Quarter ending September 2017	293	→
Variance since September 2016	9.3%	↑



ACTIVITY



Month	Adjusted Scheduled Activity (UDA)	
	2017	2018
April	5	-203
May	67	-145
June	133	-125
July	271	-29
August	290	56
September	392	103
October	445	
November	510	
December	594	
January	622	
February	718	
March	869	
April	901	
May	902	
June	902	

QUALITY

	Quantity	Base Number	Contract	LHB	Wales
% of FP17s for the same patient ID Re-attending within 3 months - Children	6	88	6.8%	9.7%	10.9%
% of FP17s for the same patient ID Re-attending within 3 months - Adults	6	99	6.1%	14.5%	16.2%
% of FP17s for the same patient ID Re-attending between 3 & 9 months - Children	46	88	52.3%	54.3%	58.9%
% of FP17s for the same patient ID Re-attending between 3 & 9 months - Adults	46	99	46.5%	51.4%	55.2%
% of FP17s for Band 1 Urgent Courses	9	168	5.4%	9.3%	9.1%
% of FP17s Relating to Free Repair or Replacements	0	168	0.0%	0.8%	0.8%
% of FP17s Relating to Continuations	0	168	0.0%	0.7%	0.8%
% of Patients satisfied with the dentistry they have received	1	1	N/A	93.7%	92.0%
% of Patients satisfied with the time they had to wait for an appointment	1	1	N/A	88.9%	87.6%

* This is based on patients treated on this contract for their most recent course of treatment. Figures in italics indicate the base number of FP17s or Patient Questionnaire responses are less than 100. N/A is shown where the base number of responses is less than 10 during the period. % is calculated as Quantity/Base number*100

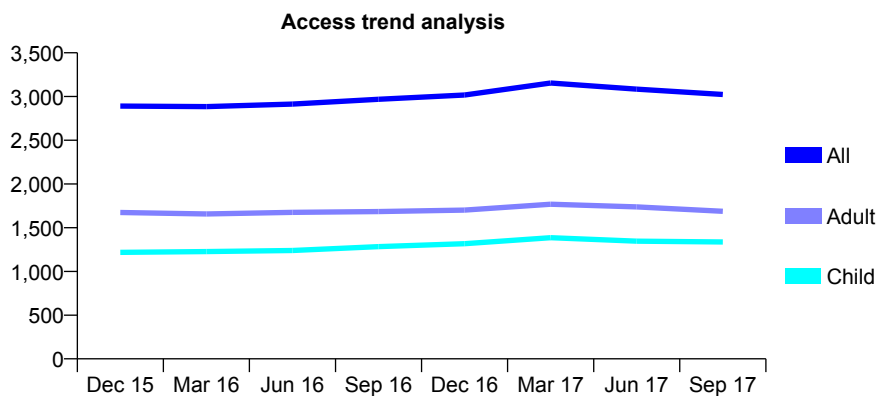
7A3 - Vital Signs At a Glance Contract Report for 199613/0001 - September 2017

Name or company name	J Bater and L Khosa
Contract type name	GDS Contract
Purpose of contract	General
Contract start date	01/04/2010
Contract end date	

17/18 Contracted general activity (UDA)	12,000
Carry forward general activity (UDA)	0
17/18 Contracted orthodontic activity (UOA)	0
Carry forward orthodontic activity (UOA)	0
Baseline contract value	£318,085.52

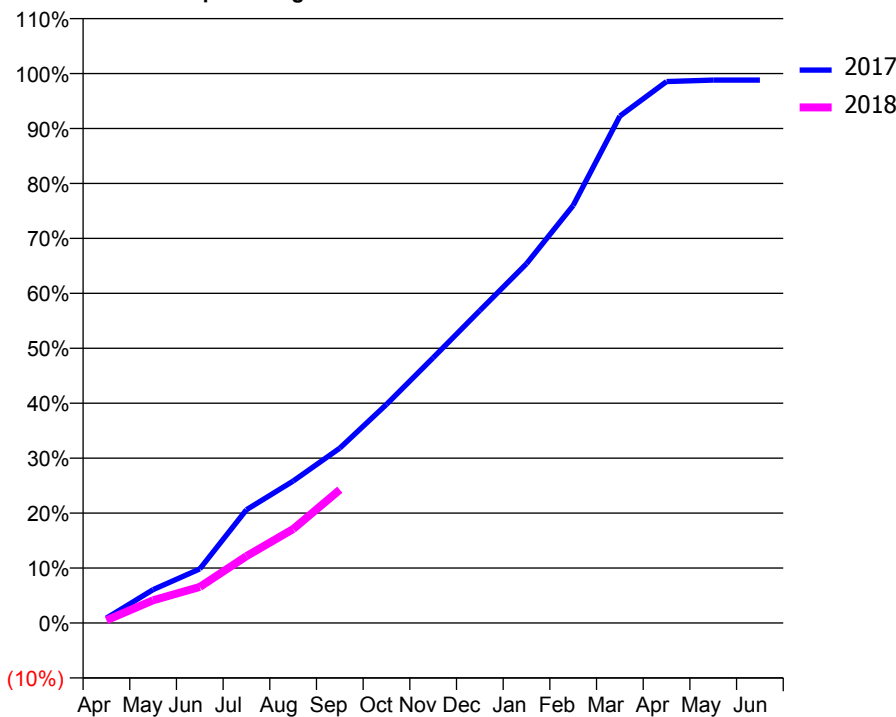
ACCESS*

Patients seen in 24 months	Total	Change since previous quarter
Quarter ending September 2016	2,968	
Quarter ending December 2016	3,018	→
Quarter ending March 2017	3,155	↑
Quarter ending June 2017	3,084	↓
Quarter ending September 2017	3,024	↓
Variance since September 2016	1.9%	→



ACTIVITY

Cumulative percentage of contracted UDA delivered 2017 & 2018



Month	Adjusted Scheduled Activity (UDA)	
	2017	2018
April	105	60
May	729	497
June	1,182	788
July	2,473	1,459
August	3,101	2,053
September	3,819	2,909
October	4,773	
November	5,794	
December	6,824	
January	7,847	
February	9,120	
March	11,070	
April	11,825	
May	11,855	
June	11,855	

QUALITY

	Quantity	Base Number	Contract	LHB	Wales
% of FP17s for the same patient ID Re-attending within 3 months - Children	56	751	7.5%	9.7%	10.9%
% of FP17s for the same patient ID Re-attending within 3 months - Adults	203	917	22.1%	14.5%	16.2%
% of FP17s for the same patient ID Re-attending between 3 & 9 months - Children	458	751	61.0%	54.3%	58.9%
% of FP17s for the same patient ID Re-attending between 3 & 9 months - Adults	467	917	50.9%	51.4%	55.2%
% of FP17s for Band 1 Urgent Courses	248	1,431	17.3%	9.3%	9.1%
% of FP17s Relating to Free Repair or Replacements	0	1,431	0.0%	0.8%	0.8%
% of FP17s Relating to Continuations	13	1,431	0.9%	0.7%	0.8%
% of Patients satisfied with the dentistry they have received	13	13	100.0%	93.7%	92.0%
% of Patients satisfied with the time they had to wait for an appointment	13	13	100.0%	88.9%	87.6%

* This is based on patients treated on this contract for their most recent course of treatment. Figures in italics indicate the base number of FP17s or Patient Questionnaire responses are less than 100. N/A is shown where the base number of responses is less than 10 during the period. % is calculated as Quantity/Base number*100

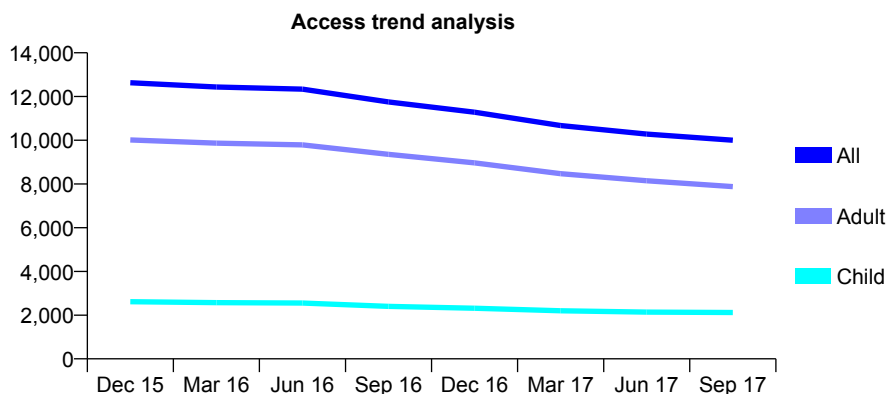
7A3 - Vital Signs At a Glance Contract Report for 199915/0003 - September 2017

Name or company name	IDH 441 to 444 Ltd
Contract type name	GDS Contract
Purpose of contract	General
Contract start date	01/04/2010
Contract end date	

17/18 Contracted general activity (UDA)	36,144
Carry forward general activity (UDA)	0
17/18 Contracted orthodontic activity (UOA)	0
Carry forward orthodontic activity (UOA)	0
Baseline contract value	£908,545.66

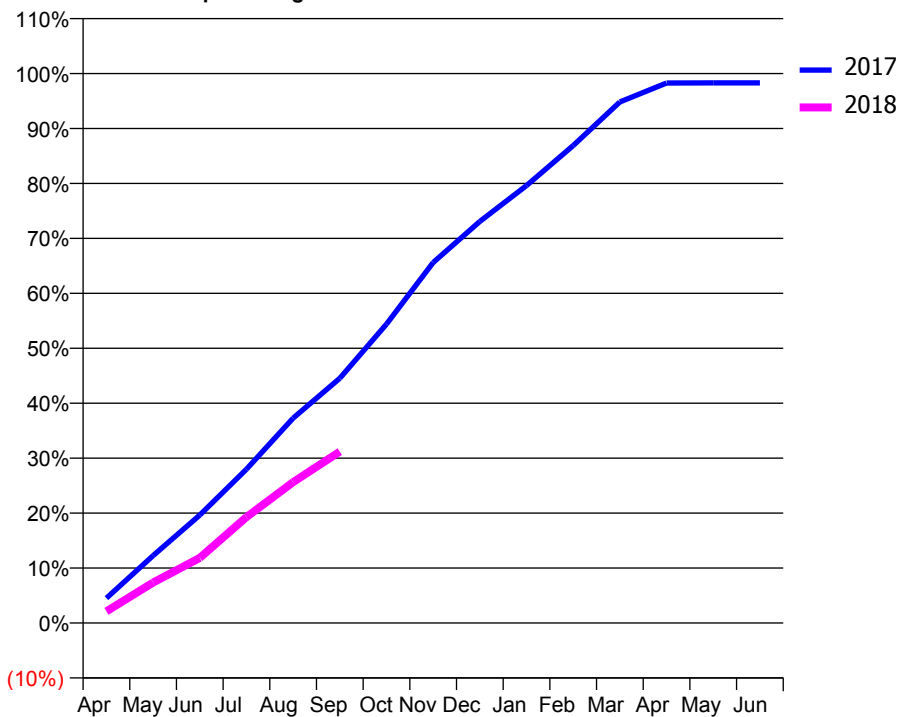
ACCESS*

Patients seen in 24 months	Total	Change since previous quarter
Quarter ending September 2016	11,754	
Quarter ending December 2016	11,280	↓
Quarter ending March 2017	10,673	↓
Quarter ending June 2017	10,283	↓
Quarter ending September 2017	10,000	↓
Variance since September 2016	(14.9%)	↓



ACTIVITY

Cumulative percentage of contracted UDA delivered 2017 & 2018



Month	Adjusted Scheduled Activity (UDA)	
	2017	2018
April	1,272	765
May	3,455	2,665
June	5,531	4,282
July	7,878	6,965
August	10,496	9,270
September	12,537	11,275
October	15,311	
November	18,467	
December	20,571	
January	22,407	
February	24,451	
March	26,686	
April	27,657	
May	27,661	
June	27,662	

QUALITY

	Quantity	Base Number	Contract	LHB	Wales
% of FP17s for the same patient ID Re-attending within 3 months - Children	48	1,155	4.2%	9.7%	10.9%
% of FP17s for the same patient ID Re-attending within 3 months - Adults	370	4,222	8.8%	14.5%	16.2%
% of FP17s for the same patient ID Re-attending between 3 & 9 months - Children	527	1,155	45.6%	54.3%	58.9%
% of FP17s for the same patient ID Re-attending between 3 & 9 months - Adults	2,058	4,222	48.7%	51.4%	55.2%
% of FP17s for Band 1 Urgent Courses	337	5,002	6.7%	9.3%	9.1%
% of FP17s Relating to Free Repair or Replacements	10	5,002	0.2%	0.8%	0.8%
% of FP17s Relating to Continuations	70	5,002	1.4%	0.7%	0.8%
% of Patients satisfied with the dentistry they have received	57	61	93.4%	93.7%	92.0%
% of Patients satisfied with the time they had to wait for an appointment	52	61	85.2%	88.9%	87.6%

* This is based on patients treated on this contract for their most recent course of treatment. Figures in italics indicate the base number of FP17s or Patient Questionnaire responses are less than 100. N/A is shown where the base number of responses is less than 10 during the period. % is calculated as Quantity/Base number*100

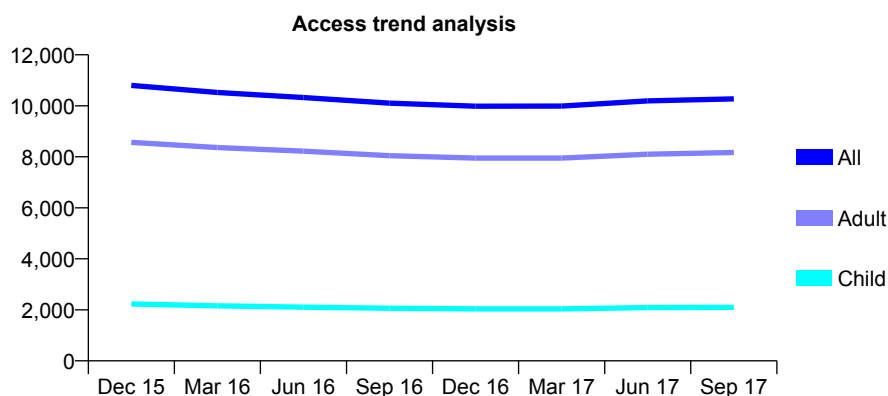
7A3 - Vital Signs At a Glance Contract Report for 202797/0001 - September 2017

Name or company name	MR B DAVID
Contract type name	GDS Contract
Purpose of contract	General
Contract start date	01/04/2006
Contract end date	

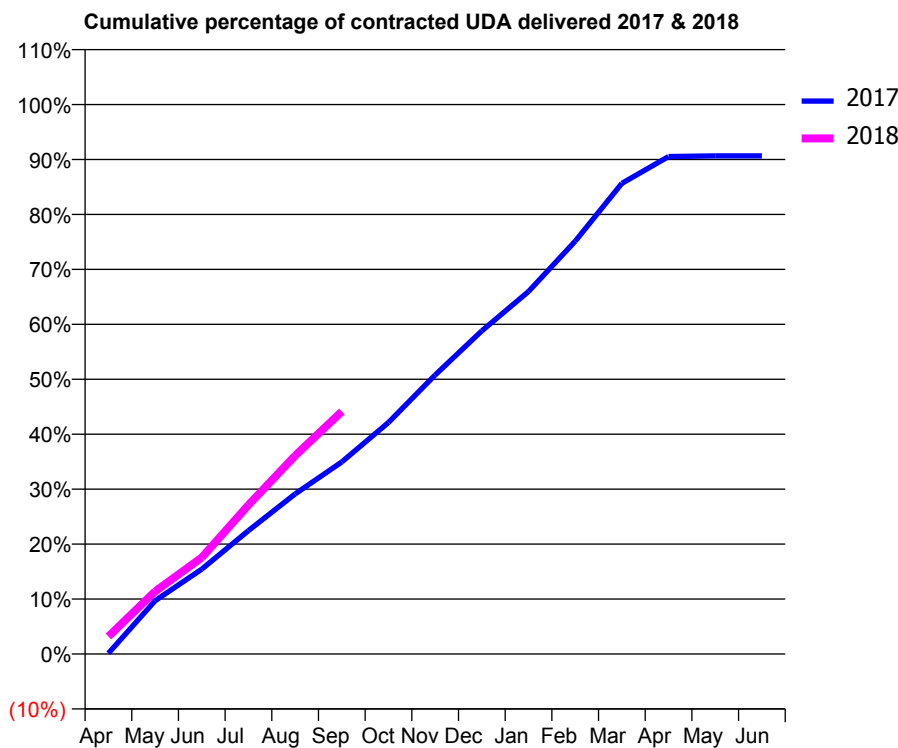
17/18 Contracted general activity (UDA)	33,962
Carry forward general activity (UDA)	0
17/18 Contracted orthodontic activity (UOA)	0
Carry forward orthodontic activity (UOA)	0
Baseline contract value	£886,880.70

ACCESS*

Patients seen in 24 months	Total	Change since previous quarter
Quarter ending September 2016	10,107	
Quarter ending December 2016	9,983	↓
Quarter ending March 2017	9,988	→
Quarter ending June 2017	10,192	↑
Quarter ending September 2017	10,271	→
Variance since September 2016	1.6%	→



ACTIVITY



Month	Adjusted Scheduled Activity (UDA)	
	2017	2018
April	48	1,083
May	3,290	3,867
June	5,247	5,966
July	7,628	9,213
August	9,897	12,256
September	11,871	14,989
October	14,314	
November	17,243	
December	19,974	
January	22,403	
February	25,508	
March	29,089	
April	30,748	
May	30,785	
June	30,790	

QUALITY

	Quantity	Base Number	Contract	LHB	Wales
% of FP17s for the same patient ID Re-attending within 3 months - Children	133	1,578	8.4%	9.7%	10.9%
% of FP17s for the same patient ID Re-attending within 3 months - Adults	1,251	6,485	19.3%	14.5%	16.2%
% of FP17s for the same patient ID Re-attending between 3 & 9 months - Children	865	1,578	54.8%	54.3%	58.9%
% of FP17s for the same patient ID Re-attending between 3 & 9 months - Adults	3,440	6,485	53.0%	51.4%	55.2%
% of FP17s for Band 1 Urgent Courses	996	7,364	13.5%	9.3%	9.1%
% of FP17s Relating to Free Repair or Replacements	83	7,364	1.1%	0.8%	0.8%
% of FP17s Relating to Continuations	142	7,364	1.9%	0.7%	0.8%
% of Patients satisfied with the dentistry they have received	38	39	97.4%	93.7%	92.0%
% of Patients satisfied with the time they had to wait for an appointment	37	39	94.9%	88.9%	87.6%

* This is based on patients treated on this contract for their most recent course of treatment. Figures in italics indicate the base number of FP17s or Patient Questionnaire responses are less than 100. N/A is shown where the base number of responses is less than 10 during the period. % is calculated as Quantity/Base number*100

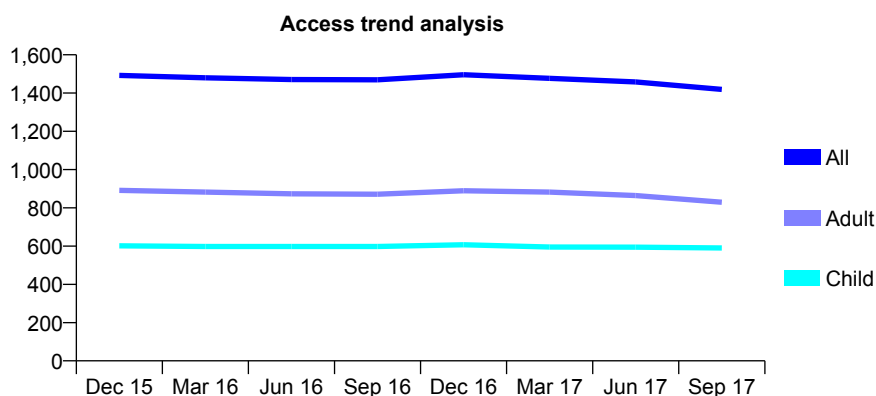
7A3 - Vital Signs At a Glance Contract Report for 222739/0001 - September 2017

Name or company name	MR G PEARSON
Contract type name	GDS Contract
Purpose of contract	General
Contract start date	01/04/2006
Contract end date	

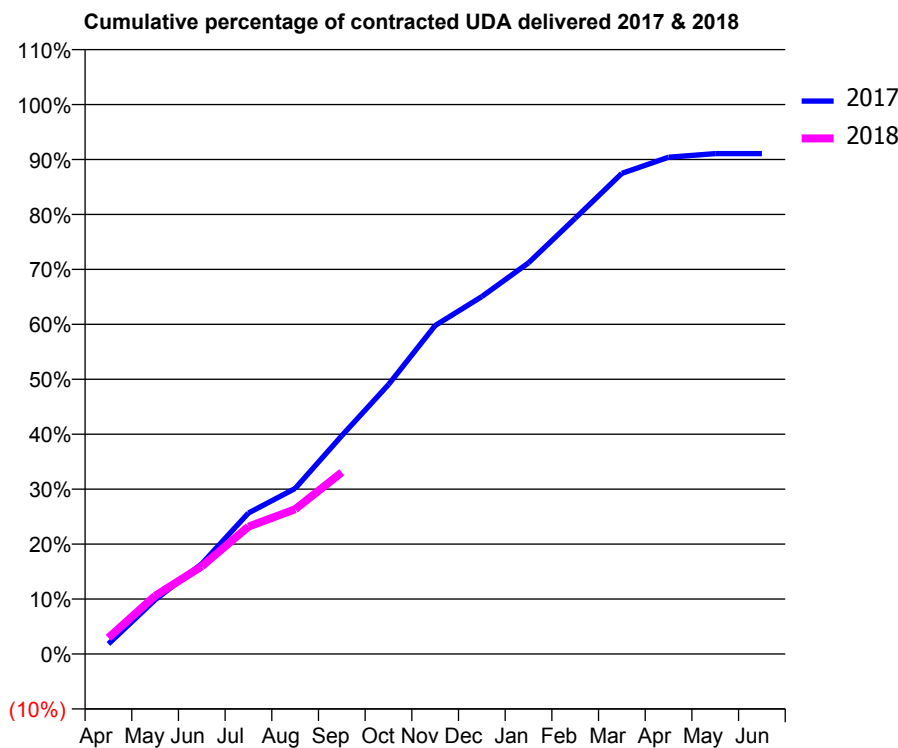
17/18 Contracted general activity (UDA)	3,984
Carry forward general activity (UDA)	0
17/18 Contracted orthodontic activity (UOA)	0
Carry forward orthodontic activity (UOA)	0
Baseline contract value	£97,935.96

ACCESS*

Patients seen in 24 months	Total	Change since previous quarter
Quarter ending September 2016	1,469	
Quarter ending December 2016	1,496	→
Quarter ending March 2017	1,477	↓
Quarter ending June 2017	1,458	↓
Quarter ending September 2017	1,419	↓
Variance since September 2016	(3.4%)	↓



ACTIVITY



Month	Adjusted Scheduled Activity (UDA)	
	2017	2018
April	73	117
May	393	422
June	654	636
July	1,022	924
August	1,201	1,050
September	1,583	1,318
October	1,954	
November	2,381	
December	2,591	
January	2,836	
February	3,159	
March	3,485	
April	3,602	
May	3,628	
June	3,628	

QUALITY

	Quantity	Base Number	Contract	LHB	Wales
% of FP17s for the same patient ID Re-attending within 3 months - Children	11	385	2.9%	9.7%	10.9%
% of FP17s for the same patient ID Re-attending within 3 months - Adults	43	448	9.6%	14.5%	16.2%
% of FP17s for the same patient ID Re-attending between 3 & 9 months - Children	219	385	56.9%	54.3%	58.9%
% of FP17s for the same patient ID Re-attending between 3 & 9 months - Adults	232	448	51.8%	51.4%	55.2%
% of FP17s for Band 1 Urgent Courses	23	770	3.0%	9.3%	9.1%
% of FP17s Relating to Free Repair or Replacements	0	770	0.0%	0.8%	0.8%
% of FP17s Relating to Continuations	0	770	0.0%	0.7%	0.8%
% of Patients satisfied with the dentistry they have received	0	0	N/A	93.7%	92.0%
% of Patients satisfied with the time they had to wait for an appointment	0	0	N/A	88.9%	87.6%

* This is based on patients treated on this contract for their most recent course of treatment. Figures in italics indicate the base number of FP17s or Patient Questionnaire responses are less than 100. N/A is shown where the base number of responses is less than 10 during the period. % is calculated as Quantity/Base number*100

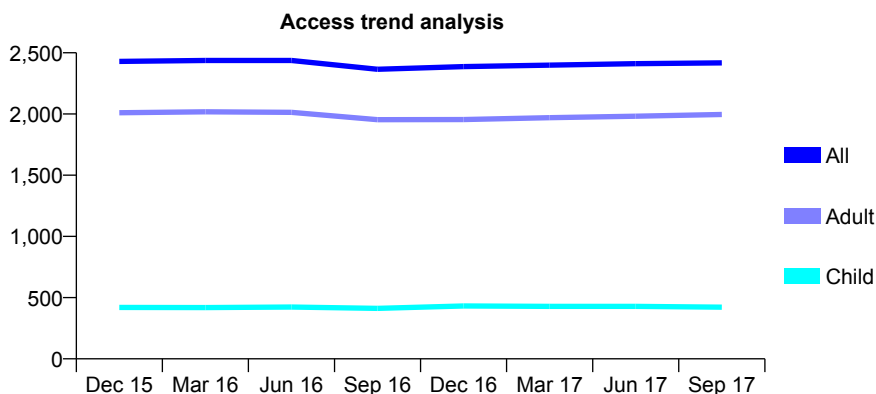
7A3 - Vital Signs At a Glance Contract Report for 224375/0001 - September 2017

Name or company name	MR PC BARRISCALE
Contract type name	GDS Contract
Purpose of contract	General
Contract start date	01/04/2006
Contract end date	

17/18 Contracted general activity (UDA)	8,174
Carry forward general activity (UDA)	46
17/18 Contracted orthodontic activity (UOA)	0
Carry forward orthodontic activity (UOA)	0
Baseline contract value	£190,515.13

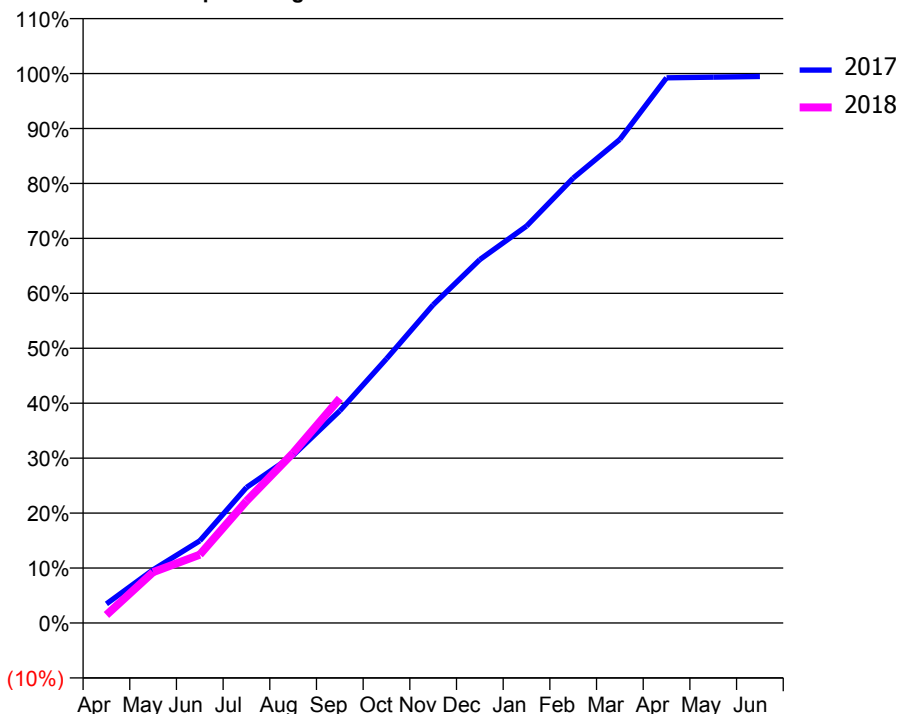
ACCESS*

Patients seen in 24 months	Total	Change since previous quarter
Quarter ending September 2016	2,366	
Quarter ending December 2016	2,387	→
Quarter ending March 2017	2,399	→
Quarter ending June 2017	2,411	→
Quarter ending September 2017	2,418	→
Variance since September 2016	2.2%	↑



ACTIVITY

Cumulative percentage of contracted UDA delivered 2017 & 2018



Adjusted Scheduled Activity (UDA)

Month	2017	2018
April	302	120
May	841	756
June	1,298	1,017
July	2,139	1,813
August	2,647	2,529
September	3,351	3,341
October	4,170	
November	5,023	
December	5,737	
January	6,266	
February	7,022	
March	7,633	
April	8,607	
May	8,616	
June	8,628	

QUALITY

	Quantity	Base Number	Contract	LHB	Wales
% of FP17s for the same patient ID Re-attending within 3 months - Children	19	352	5.4%	9.7%	10.9%
% of FP17s for the same patient ID Re-attending within 3 months - Adults	268	1,492	18.0%	14.5%	16.2%
% of FP17s for the same patient ID Re-attending between 3 & 9 months - Children	204	352	58.0%	54.3%	58.9%
% of FP17s for the same patient ID Re-attending between 3 & 9 months - Adults	580	1,492	38.9%	51.4%	55.2%
% of FP17s for Band 1 Urgent Courses	257	1,523	16.9%	9.3%	9.1%
% of FP17s Relating to Free Repair or Replacements	12	1,523	0.8%	0.8%	0.8%
% of FP17s Relating to Continuations	16	1,523	1.1%	0.7%	0.8%
% of Patients satisfied with the dentistry they have received	9	9	N/A	93.7%	92.0%
% of Patients satisfied with the time they had to wait for an appointment	9	9	N/A	88.9%	87.6%

* This is based on patients treated on this contract for their most recent course of treatment. Figures in italics indicate the base number of FP17s or Patient Questionnaire responses are less than 100. N/A is shown where the base number of responses is less than 10 during the period. % is calculated as Quantity/Base number*100

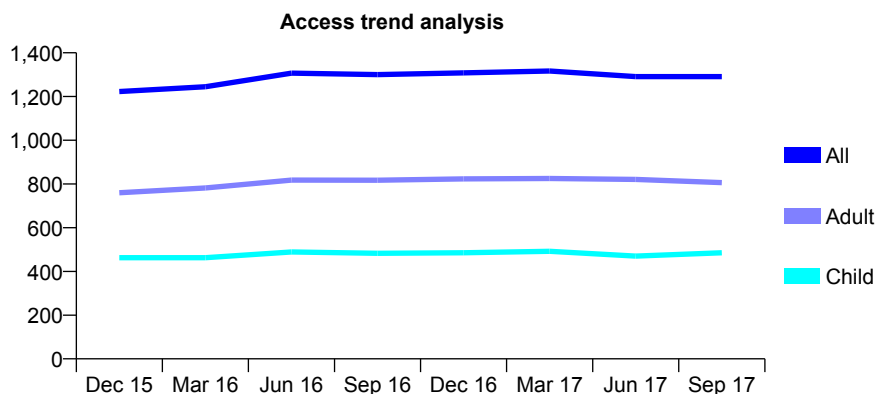
7A3 - Vital Signs At a Glance Contract Report for 233811/0001 - September 2017

Name or company name	MISS AE WALKER
Contract type name	GDS Contract
Purpose of contract	General
Contract start date	01/10/2006
Contract end date	

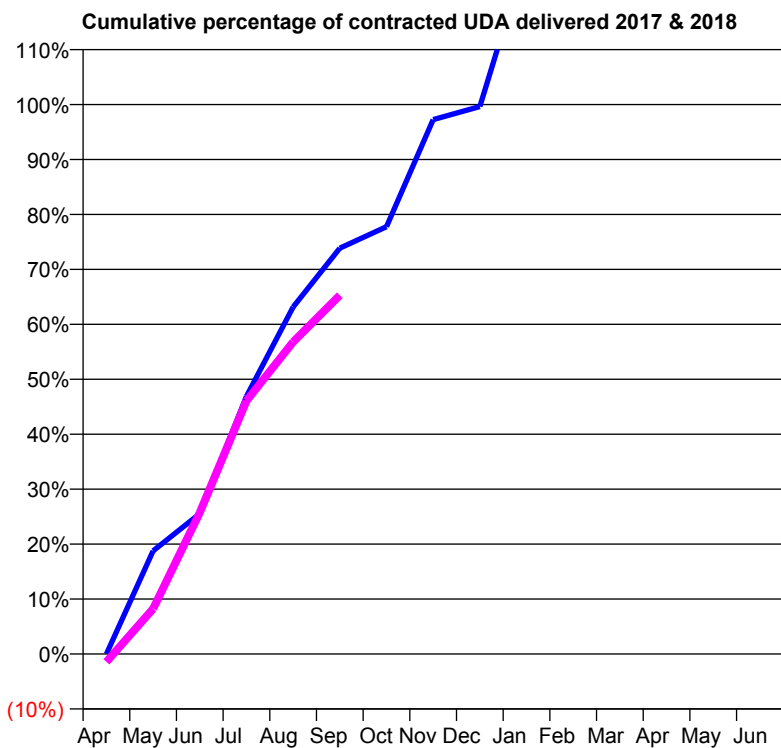
17/18 Contracted general activity (UDA)	2,138
Carry forward general activity (UDA)	34
17/18 Contracted orthodontic activity (UOA)	0
Carry forward orthodontic activity (UOA)	0
Baseline contract value	£53,975.73

ACCESS*

Patients seen in 24 months	Total	Change since previous quarter
Quarter ending September 2016	1,300	
Quarter ending December 2016	1,308	→
Quarter ending March 2017	1,317	→
Quarter ending June 2017	1,291	↓
Quarter ending September 2017	1,291	→
Variance since September 2016	(0.7%)	→



ACTIVITY



Month	Adjusted Scheduled Activity (UDA)	
	2017	2018
April	0	-31
May	401	176
June	546	550
July	1,002	985
August	1,350	1,214
September	1,579	1,396
October	1,663	
November	2,079	
December	2,130	
January	2,722	
February	2,920	
March	3,405	
April	3,838	
May	3,841	
June	3,864	

QUALITY

	Quantity	Base Number	Contract	LHB	Wales
% of FP17s for the same patient ID Re-attending within 3 months - Children	17	323	5.3%	9.7%	10.9%
% of FP17s for the same patient ID Re-attending within 3 months - Adults	80	502	15.9%	14.5%	16.2%
% of FP17s for the same patient ID Re-attending between 3 & 9 months - Children	153	323	47.4%	54.3%	58.9%
% of FP17s for the same patient ID Re-attending between 3 & 9 months - Adults	258	502	51.4%	51.4%	55.2%
% of FP17s for Band 1 Urgent Courses	39	656	5.9%	9.3%	9.1%
% of FP17s Relating to Free Repair or Replacements	0	656	0.0%	0.8%	0.8%
% of FP17s Relating to Continuations	0	656	0.0%	0.7%	0.8%
% of Patients satisfied with the dentistry they have received	4	4	N/A	93.7%	92.0%
% of Patients satisfied with the time they had to wait for an appointment	4	4	N/A	88.9%	87.6%

* This is based on patients treated on this contract for their most recent course of treatment. Figures in italics indicate the base number of FP17s or Patient Questionnaire responses are less than 100. N/A is shown where the base number of responses is less than 10 during the period. % is calculated as Quantity/Base number*100

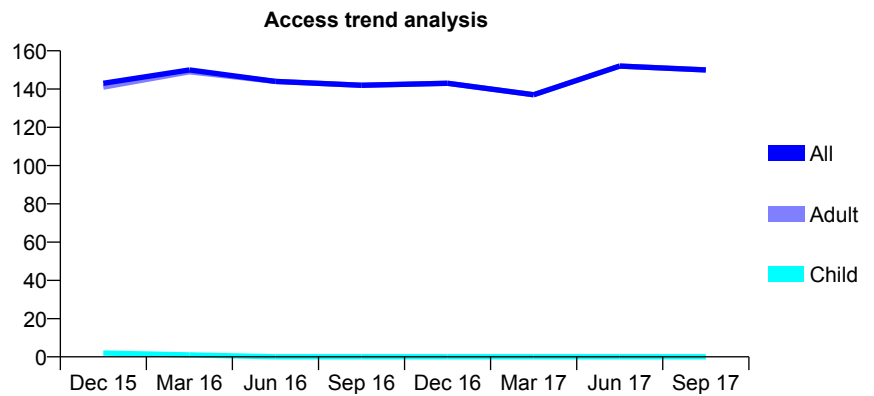
7A3 - Vital Signs At a Glance Contract Report for 233811/0003 - September 2017

Name or company name	MISS AE WALKER
Contract type name	GDS Contract
Purpose of contract	General
Contract start date	01/04/2009
Contract end date	

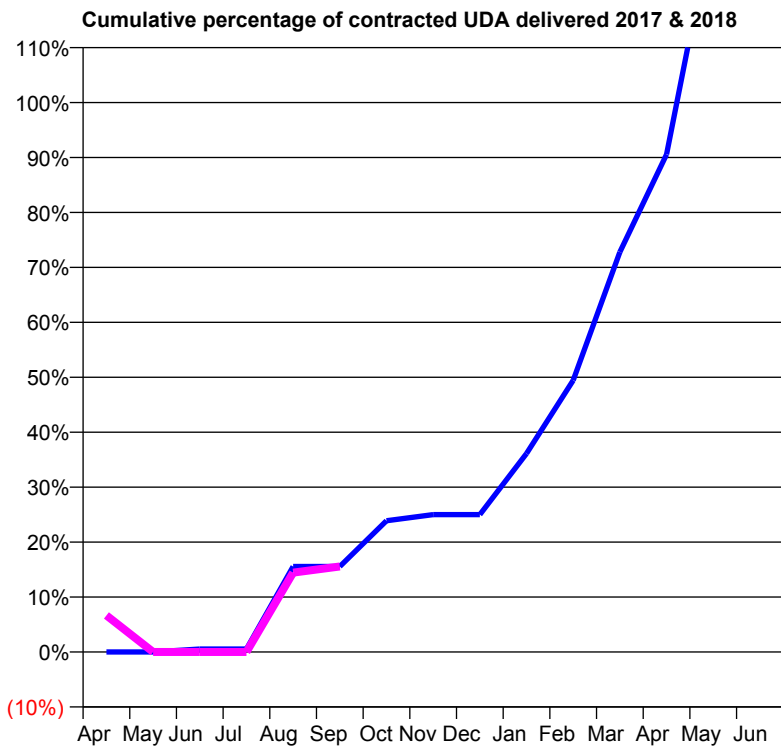
17/18 Contracted general activity (UDA)	180
Carry forward general activity (UDA)	0
17/18 Contracted orthodontic activity (UOA)	0
Carry forward orthodontic activity (UOA)	0
Baseline contract value	£9,132.46

ACCESS*

Patients seen in 24 months	Total	Change since previous quarter
Quarter ending September 2016	142	
Quarter ending December 2016	143	→
Quarter ending March 2017	137	↓
Quarter ending June 2017	152	↑
Quarter ending September 2017	150	↓
Variance since September 2016	5.6%	↑



ACTIVITY



Month	Adjusted Scheduled Activity (UDA)	
	2017	2018
April	0	12
May	0	0
June	1	0
July	1	0
August	28	26
September	28	28
October	43	
November	45	
December	45	
January	65	
February	89	
March	131	
April	163	
May	240	
June	240	

QUALITY

	Quantity	Base Number	Contract	LHB	Wales
% of FP17s for the same patient ID Re-attending within 3 months - Children	0	0	N/A	9.7%	10.9%
% of FP17s for the same patient ID Re-attending within 3 months - Adults	1	74	1.4%	14.5%	16.2%
% of FP17s for the same patient ID Re-attending between 3 & 9 months - Children	0	0	N/A	54.3%	58.9%
% of FP17s for the same patient ID Re-attending between 3 & 9 months - Adults	5	74	6.8%	51.4%	55.2%
% of FP17s for Band 1 Urgent Courses	0	7	0.0%	9.3%	9.1%
% of FP17s Relating to Free Repair or Replacements	0	7	0.0%	0.8%	0.8%
% of FP17s Relating to Continuations	0	7	0.0%	0.7%	0.8%
% of Patients satisfied with the dentistry they have received	0	0	N/A	93.7%	92.0%
% of Patients satisfied with the time they had to wait for an appointment	0	0	N/A	88.9%	87.6%

* This is based on patients treated on this contract for their most recent course of treatment. Figures in italics indicate the base number of FP17s or Patient Questionnaire responses are less than 100. N/A is shown where the base number of responses is less than 10 during the period. % is calculated as Quantity/Base number*100

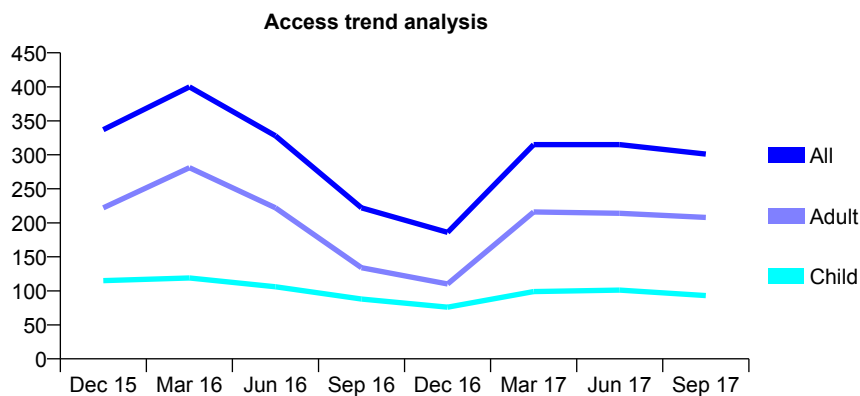
7A3 - Vital Signs At a Glance Contract Report for 238260/0006 - September 2017

Name or company name	MRS CA ROACH-PRICE
Contract type name	GDS Contract
Purpose of contract	General
Contract start date	01/11/2009
Contract end date	

17/18 Contracted general activity (UDA)	1,020
Carry forward general activity (UDA)	9
17/18 Contracted orthodontic activity (UOA)	0
Carry forward orthodontic activity (UOA)	0
Baseline contract value	£26,461.49

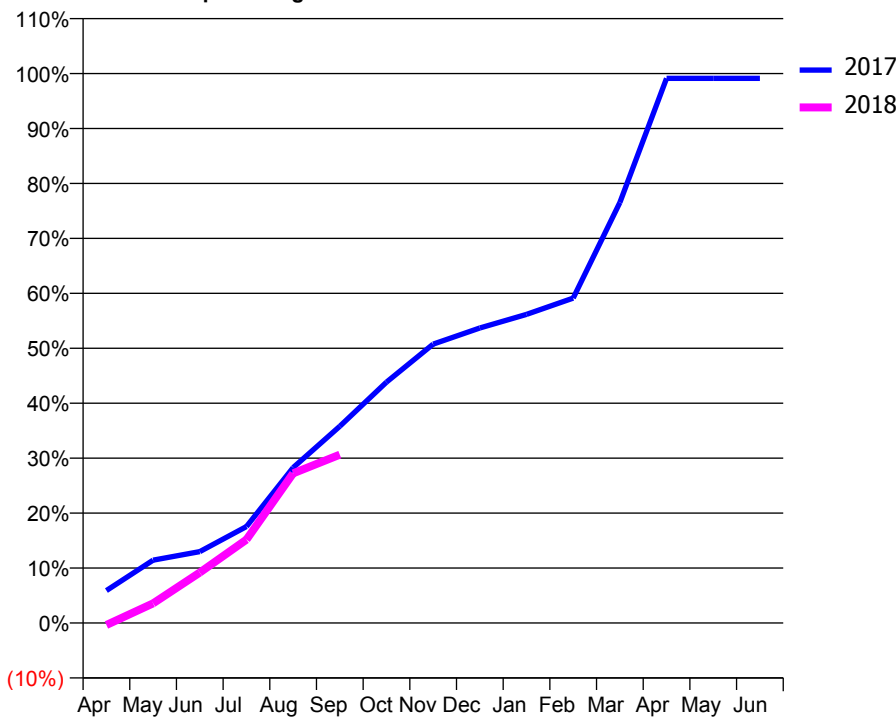
ACCESS*

Patients seen in 24 months	Total	Change since previous quarter
Quarter ending September 2016	222	
Quarter ending December 2016	186	↓
Quarter ending March 2017	315	↑
Quarter ending June 2017	315	→
Quarter ending September 2017	301	↓
Variance since September 2016	35.6%	↑



ACTIVITY

Cumulative percentage of contracted UDA delivered 2017 & 2018



Month	Adjusted Scheduled Activity (UDA)	
	2017	2018
April	60	-4
May	117	37
June	133	94
July	179	155
August	289	278
September	365	312
October	447	
November	518	
December	548	
January	573	
February	603	
March	781	
April	1,011	
May	1,011	
June	1,011	

QUALITY

	Quantity	Base Number	Contract	LHB	Wales
% of FP17s for the same patient ID Re-attending within 3 months - Children	5	94	5.3%	9.7%	10.9%
% of FP17s for the same patient ID Re-attending within 3 months - Adults	10	196	5.1%	14.5%	16.2%
% of FP17s for the same patient ID Re-attending between 3 & 9 months - Children	36	94	38.3%	54.3%	58.9%
% of FP17s for the same patient ID Re-attending between 3 & 9 months - Adults	40	196	20.4%	51.4%	55.2%
% of FP17s for Band 1 Urgent Courses	27	201	13.4%	9.3%	9.1%
% of FP17s Relating to Free Repair or Replacements	0	201	0.0%	0.8%	0.8%
% of FP17s Relating to Continuations	0	201	0.0%	0.7%	0.8%
% of Patients satisfied with the dentistry they have received	3	3	N/A	93.7%	92.0%
% of Patients satisfied with the time they had to wait for an appointment	3	3	N/A	88.9%	87.6%

* This is based on patients treated on this contract for their most recent course of treatment. Figures in italics indicate the base number of FP17s or Patient Questionnaire responses are less than 100. N/A is shown where the base number of responses is less than 10 during the period. % is calculated as Quantity/Base number*100

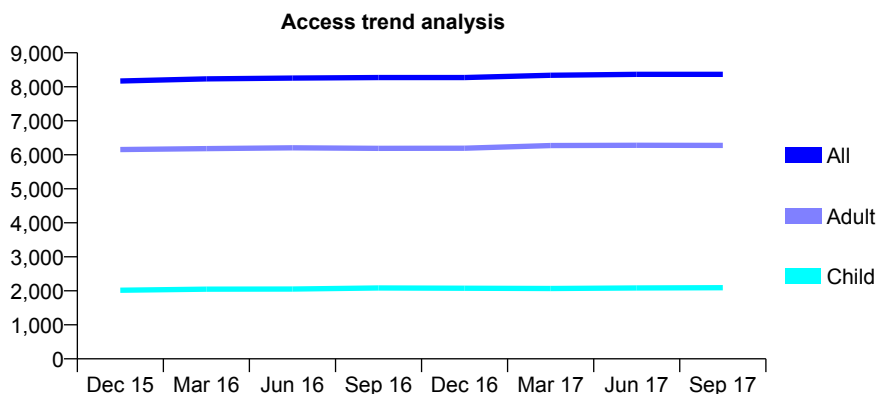
7A3 - Vital Signs At a Glance Contract Report for 244236/0001 - September 2017

Name or company name	MRS AJ HUMPHREYS
Contract type name	GDS Contract
Purpose of contract	General
Contract start date	01/04/2006
Contract end date	

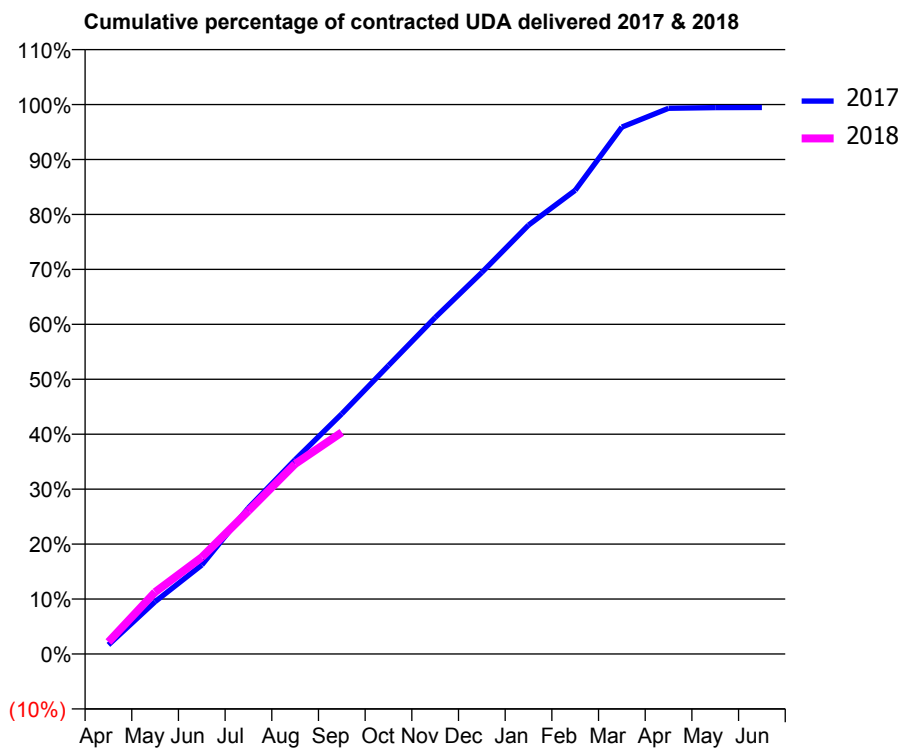
17/18 Contracted general activity (UDA)	24,173
Carry forward general activity (UDA)	482
17/18 Contracted orthodontic activity (UOA)	0
Carry forward orthodontic activity (UOA)	0
Baseline contract value	£656,555.90

ACCESS*

Patients seen in 24 months	Total	Change since previous quarter
Quarter ending September 2016	8,273	
Quarter ending December 2016	8,271	→
Quarter ending March 2017	8,340	→
Quarter ending June 2017	8,366	→
Quarter ending September 2017	8,367	→
Variance since September 2016	1.1%	→



ACTIVITY



Month	Adjusted Scheduled Activity (UDA)	
	2017	2018
April	400	530
May	2,301	2,722
June	3,914	4,256
July	6,430	6,297
August	8,548	8,363
September	10,568	9,750
October	12,689	
November	14,802	
December	16,786	
January	18,868	
February	20,399	
March	23,182	
April	24,005	
May	24,038	
June	24,040	

QUALITY

	Quantity	Base Number	Contract	LHB	Wales
% of FP17s for the same patient ID Re-attending within 3 months - Children	99	1,510	6.6%	9.7%	10.9%
% of FP17s for the same patient ID Re-attending within 3 months - Adults	942	4,960	19.0%	14.5%	16.2%
% of FP17s for the same patient ID Re-attending between 3 & 9 months - Children	868	1,510	57.5%	54.3%	58.9%
% of FP17s for the same patient ID Re-attending between 3 & 9 months - Adults	2,943	4,960	59.3%	51.4%	55.2%
% of FP17s for Band 1 Urgent Courses	545	6,036	9.0%	9.3%	9.1%
% of FP17s Relating to Free Repair or Replacements	74	6,036	1.2%	0.8%	0.8%
% of FP17s Relating to Continuations	29	6,036	0.5%	0.7%	0.8%
% of Patients satisfied with the dentistry they have received	28	28	100.0%	93.7%	92.0%
% of Patients satisfied with the time they had to wait for an appointment	20	28	71.4%	88.9%	87.6%

* This is based on patients treated on this contract for their most recent course of treatment. Figures in italics indicate the base number of FP17s or Patient Questionnaire responses are less than 100. N/A is shown where the base number of responses is less than 10 during the period. % is calculated as Quantity/Base number*100

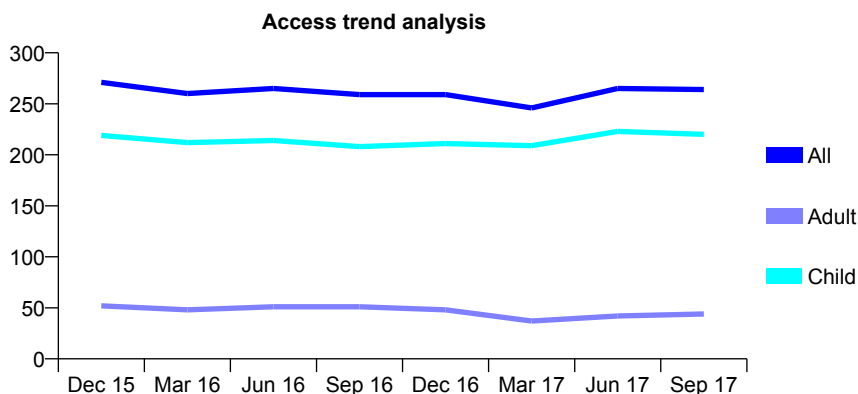
7A3 - Vital Signs At a Glance Contract Report for 250589/0001 - September 2017

Name or company name	MR C DAVIES
Contract type name	GDS Contract
Purpose of contract	General
Contract start date	01/04/2006
Contract end date	

17/18 Contracted general activity (UDA)	800
Carry forward general activity (UDA)	0
17/18 Contracted orthodontic activity (UOA)	0
Carry forward orthodontic activity (UOA)	0
Baseline contract value	£17,811.90

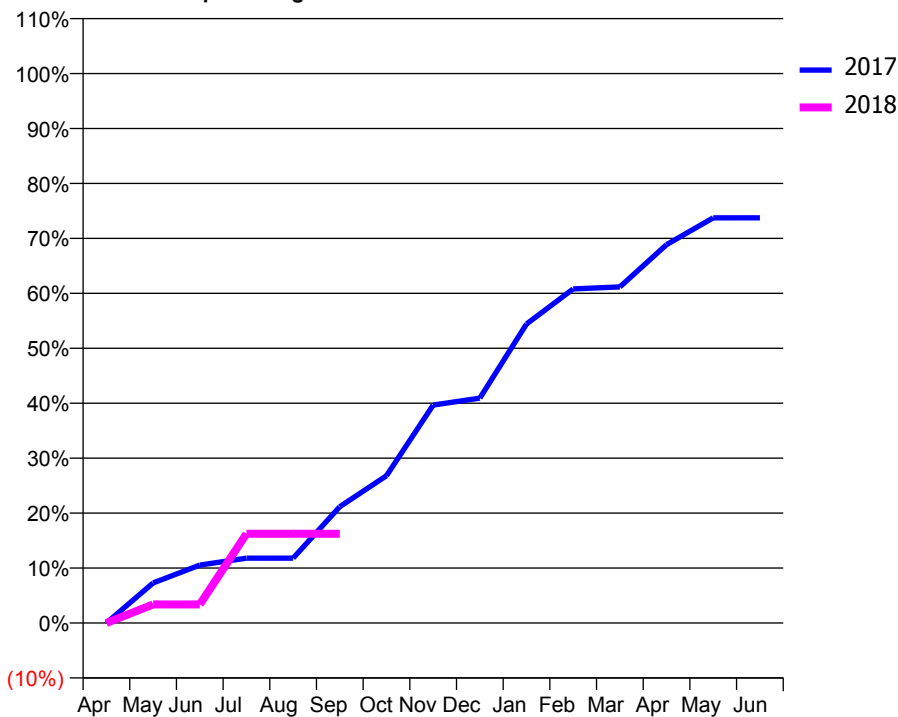
ACCESS*

Patients seen in 24 months	Total	Change since previous quarter
Quarter ending September 2016	259	
Quarter ending December 2016	259	→
Quarter ending March 2017	246	↓
Quarter ending June 2017	265	↑
Quarter ending September 2017	264	→
Variance since September 2016	1.9%	→



ACTIVITY

Cumulative percentage of contracted UDA delivered 2017 & 2018



Month	Adjusted Scheduled Activity (UDA)	
	2017	2018
April	0	0
May	58	27
June	84	27
July	94	130
August	94	130
September	169	130
October	214	
November	317	
December	327	
January	435	
February	486	
March	489	
April	551	
May	590	
June	590	

QUALITY

	Quantity	Base Number	Contract	LHB	Wales
% of FP17s for the same patient ID Re-attending within 3 months - Children	6	137	4.4%	9.7%	10.9%
% of FP17s for the same patient ID Re-attending within 3 months - Adults	0	4	0.0%	14.5%	16.2%
% of FP17s for the same patient ID Re-attending between 3 & 9 months - Children	69	137	50.4%	54.3%	58.9%
% of FP17s for the same patient ID Re-attending between 3 & 9 months - Adults	3	4	75.0%	51.4%	55.2%
% of FP17s for Band 1 Urgent Courses	0	86	0.0%	9.3%	9.1%
% of FP17s Relating to Free Repair or Replacements	0	86	0.0%	0.8%	0.8%
% of FP17s Relating to Continuations	0	86	0.0%	0.7%	0.8%
% of Patients satisfied with the dentistry they have received	0	0	N/A	93.7%	92.0%
% of Patients satisfied with the time they had to wait for an appointment	0	0	N/A	88.9%	87.6%

* This is based on patients treated on this contract for their most recent course of treatment. Figures in italics indicate the base number of FP17s or Patient Questionnaire responses are less than 100. N/A is shown where the base number of responses is less than 10 during the period. % is calculated as Quantity/Base number*100

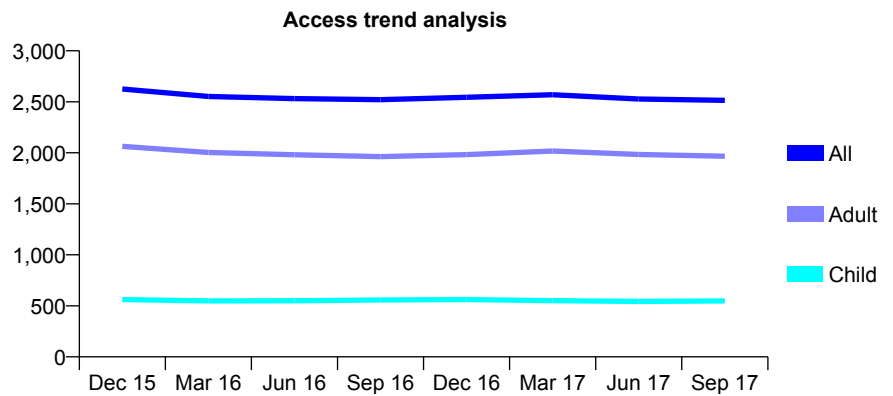
7A3 - Vital Signs At a Glance Contract Report for 306614/0001 - September 2017

Name or company name	Kenneth Chow
Contract type name	GDS Contract
Purpose of contract	General
Contract start date	01/04/2006
Contract end date	

17/18 Contracted general activity (UDA)	8,000
Carry forward general activity (UDA)	0
17/18 Contracted orthodontic activity (UOA)	0
Carry forward orthodontic activity (UOA)	0
Baseline contract value	£186,275.86

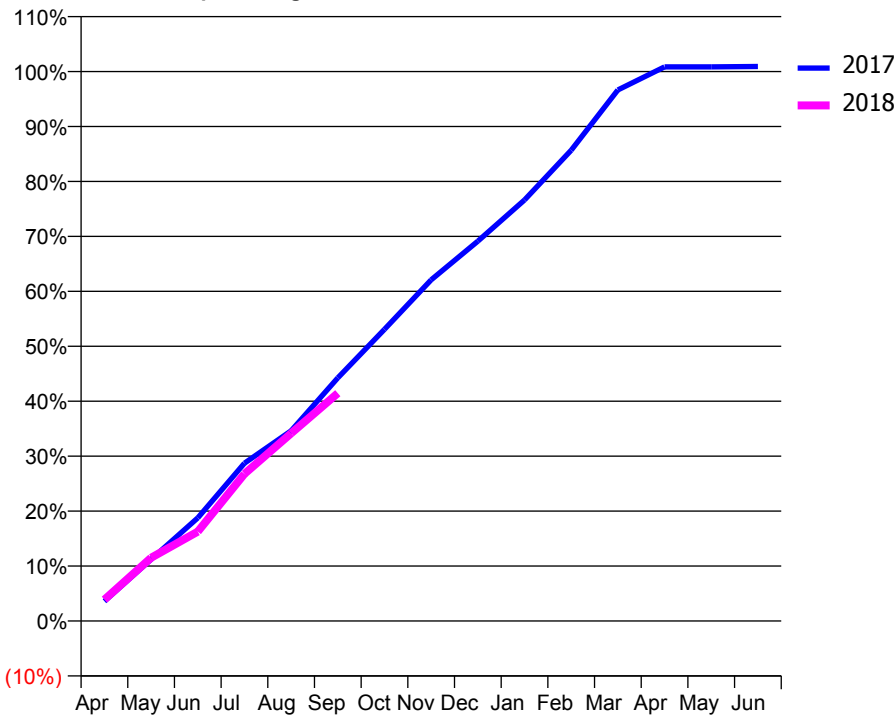
ACCESS*

Patients seen in 24 months	Total	Change since previous quarter
Quarter ending September 2016	2,521	
Quarter ending December 2016	2,545	→
Quarter ending March 2017	2,569	→
Quarter ending June 2017	2,527	↓
Quarter ending September 2017	2,515	→
Variance since September 2016	(0.2%)	→



ACTIVITY

Cumulative percentage of contracted UDA delivered 2017 & 2018



Month	Adjusted Scheduled Activity (UDA)	
	2017	2018
April	289	311
May	898	921
June	1,501	1,302
July	2,297	2,143
August	2,769	2,732
September	3,540	3,317
October	4,248	
November	4,967	
December	5,529	
January	6,130	
February	6,853	
March	7,732	
April	8,067	
May	8,067	
June	8,073	

QUALITY

	Quantity	Base Number	Contract	LHB	Wales
% of FP17s for the same patient ID Re-attending within 3 months - Children	20	403	5.0%	9.7%	10.9%
% of FP17s for the same patient ID Re-attending within 3 months - Adults	250	1,395	17.9%	14.5%	16.2%
% of FP17s for the same patient ID Re-attending between 3 & 9 months - Children	253	403	62.8%	54.3%	58.9%
% of FP17s for the same patient ID Re-attending between 3 & 9 months - Adults	799	1,395	57.3%	51.4%	55.2%
% of FP17s for Band 1 Urgent Courses	115	1,670	6.9%	9.3%	9.1%
% of FP17s Relating to Free Repair or Replacements	17	1,670	1.0%	0.8%	0.8%
% of FP17s Relating to Continuations	8	1,670	0.5%	0.7%	0.8%
% of Patients satisfied with the dentistry they have received	15	15	100.0%	93.7%	92.0%
% of Patients satisfied with the time they had to wait for an appointment	15	15	100.0%	88.9%	87.6%

* This is based on patients treated on this contract for their most recent course of treatment. Figures in italics indicate the base number of FP17s or Patient Questionnaire responses are less than 100. N/A is shown where the base number of responses is less than 10 during the period. % is calculated as Quantity/Base number*100

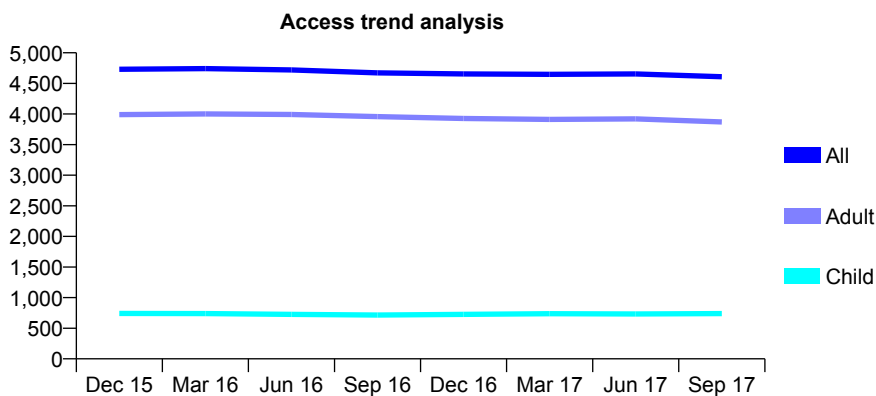
7A3 - Vital Signs At a Glance Contract Report for 320226/0001 - September 2017

Name or company name	Gupta Dental Surgeons
Contract type name	GDS Contract
Purpose of contract	General
Contract start date	01/04/2006
Contract end date	

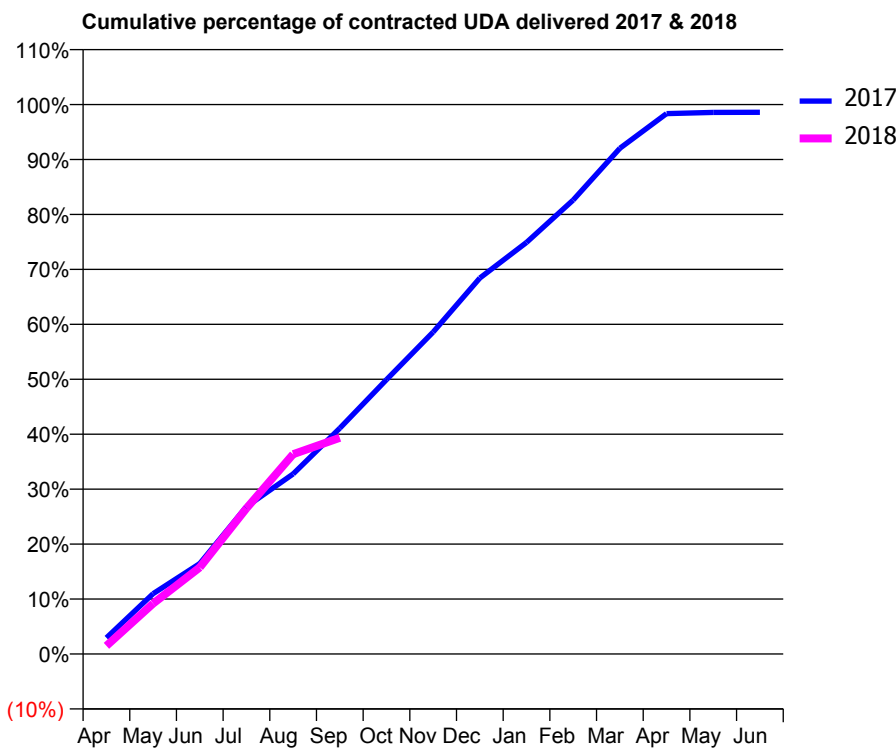
17/18 Contracted general activity (UDA)	12,523
Carry forward general activity (UDA)	177
17/18 Contracted orthodontic activity (UOA)	0
Carry forward orthodontic activity (UOA)	0
Baseline contract value	£282,903.78

ACCESS*

Patients seen in 24 months	Total	Change since previous quarter
Quarter ending September 2016	4,672	
Quarter ending December 2016	4,654	→
Quarter ending March 2017	4,649	→
Quarter ending June 2017	4,654	→
Quarter ending September 2017	4,610	→
Variance since September 2016	(1.3%)	↓



ACTIVITY



Month	Adjusted Scheduled Activity (UDA)	
	2017	2018
April	370	186
May	1,375	1,151
June	2,061	1,973
July	3,360	3,321
August	4,106	4,554
September	5,147	4,926
October	6,252	
November	7,337	
December	8,568	
January	9,379	
February	10,347	
March	11,525	
April	12,315	
May	12,342	
June	12,346	

QUALITY

	Quantity	Base Number	Contract	LHB	Wales
% of FP17s for the same patient ID Re-attending within 3 months - Children	30	559	5.4%	9.7%	10.9%
% of FP17s for the same patient ID Re-attending within 3 months - Adults	395	3,077	12.8%	14.5%	16.2%
% of FP17s for the same patient ID Re-attending between 3 & 9 months - Children	351	559	62.8%	54.3%	58.9%
% of FP17s for the same patient ID Re-attending between 3 & 9 months - Adults	2,111	3,077	68.6%	51.4%	55.2%
% of FP17s for Band 1 Urgent Courses	265	3,198	8.3%	9.3%	9.1%
% of FP17s Relating to Free Repair or Replacements	19	3,198	0.6%	0.8%	0.8%
% of FP17s Relating to Continuations	16	3,198	0.5%	0.7%	0.8%
% of Patients satisfied with the dentistry they have received	16	17	94.1%	93.7%	92.0%
% of Patients satisfied with the time they had to wait for an appointment	15	17	88.2%	88.9%	87.6%

* This is based on patients treated on this contract for their most recent course of treatment. Figures in italics indicate the base number of FP17s or Patient Questionnaire responses are less than 100. N/A is shown where the base number of responses is less than 10 during the period. % is calculated as Quantity/Base number*100

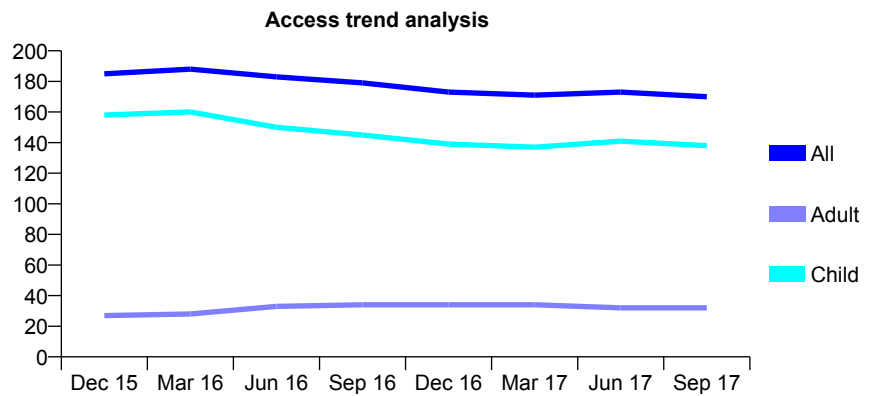
7A3 - Vital Signs At a Glance Contract Report for 329657/0001 - September 2017

Name or company name	MR GR DAVIES
Contract type name	GDS Contract
Purpose of contract	General
Contract start date	01/04/2006
Contract end date	

17/18 Contracted general activity (UDA)	346
Carry forward general activity (UDA)	0
17/18 Contracted orthodontic activity (UOA)	0
Carry forward orthodontic activity (UOA)	0
Baseline contract value	£9,643.21

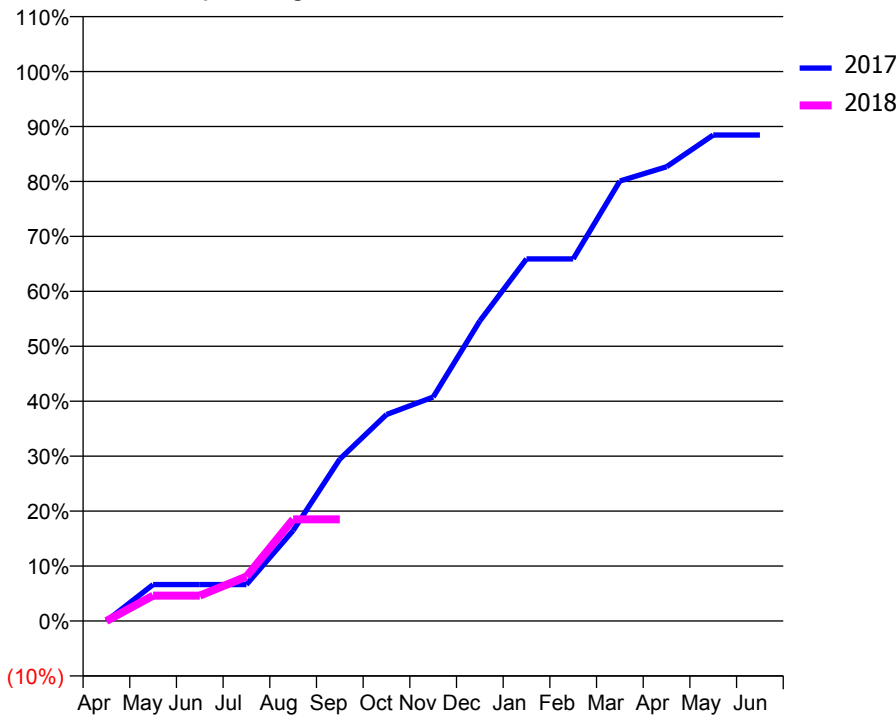
ACCESS*

Patients seen in 24 months	Total	Change since previous quarter
Quarter ending September 2016	179	
Quarter ending December 2016	173	↓
Quarter ending March 2017	171	↓
Quarter ending June 2017	173	→
Quarter ending September 2017	170	↓
Variance since September 2016	(5.0%)	↓



ACTIVITY

Cumulative percentage of contracted UDA delivered 2017 & 2018



Month	Adjusted Scheduled Activity (UDA)	
	2017	2018
April	0	0
May	23	16
June	23	16
July	23	28
August	57	64
September	102	64
October	130	
November	141	
December	189	
January	228	
February	228	
March	277	
April	286	
May	306	
June	306	

QUALITY

	Quantity	Base Number	Contract	LHB	Wales
% of FP17s for the same patient ID Re-attending within 3 months - Children	1	82	1.2%	9.7%	10.9%
% of FP17s for the same patient ID Re-attending within 3 months - Adults	0	4	0.0%	14.5%	16.2%
% of FP17s for the same patient ID Re-attending between 3 & 9 months - Children	53	82	64.6%	54.3%	58.9%
% of FP17s for the same patient ID Re-attending between 3 & 9 months - Adults	1	4	25.0%	51.4%	55.2%
% of FP17s for Band 1 Urgent Courses	0	65	0.0%	9.3%	9.1%
% of FP17s Relating to Free Repair or Replacements	0	65	0.0%	0.8%	0.8%
% of FP17s Relating to Continuations	0	65	0.0%	0.7%	0.8%
% of Patients satisfied with the dentistry they have received	0	0	N/A	93.7%	92.0%
% of Patients satisfied with the time they had to wait for an appointment	0	0	N/A	88.9%	87.6%

* This is based on patients treated on this contract for their most recent course of treatment. Figures in italics indicate the base number of FP17s or Patient Questionnaire responses are less than 100. N/A is shown where the base number of responses is less than 10 during the period. % is calculated as Quantity/Base number*100

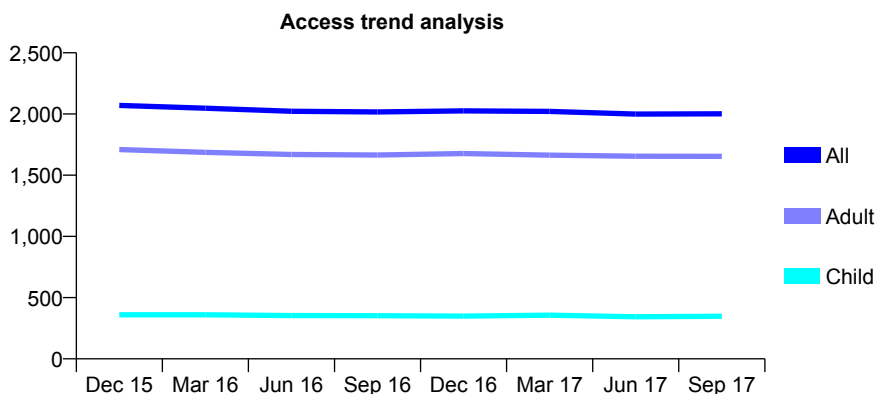
7A3 - Vital Signs At a Glance Contract Report for 331341/0001 - September 2017

Name or company name	MR AB LLEWELLYN
Contract type name	GDS Contract
Purpose of contract	General
Contract start date	01/04/2006
Contract end date	

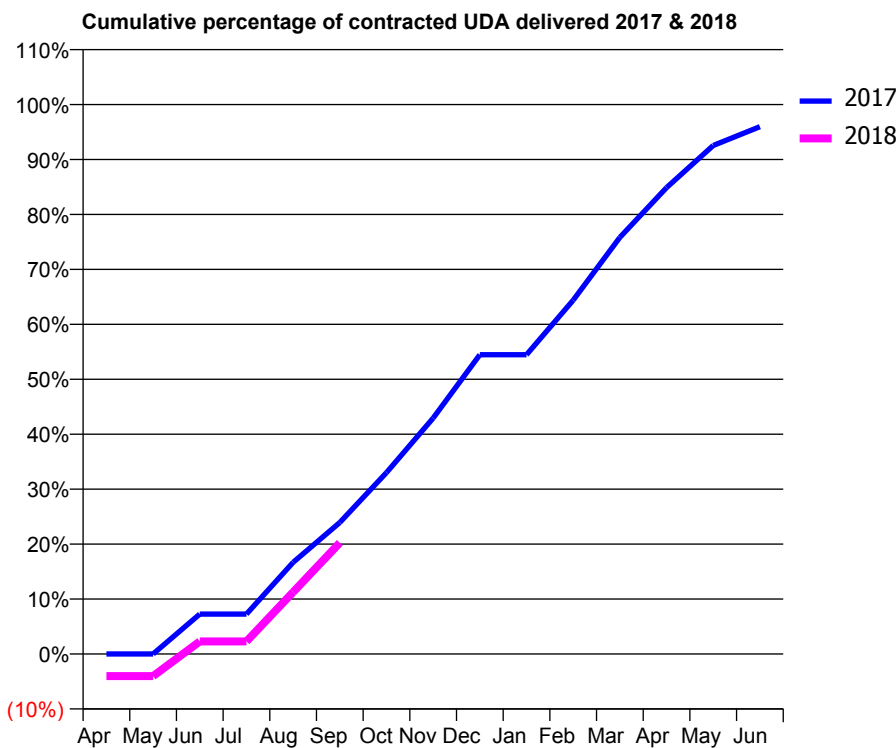
17/18 Contracted general activity (UDA)	7,188
Carry forward general activity (UDA)	290
17/18 Contracted orthodontic activity (UOA)	0
Carry forward orthodontic activity (UOA)	0
Baseline contract value	£163,195.03

ACCESS*

Patients seen in 24 months	Total	Change since previous quarter
Quarter ending September 2016	2,017	
Quarter ending December 2016	2,026	→
Quarter ending March 2017	2,021	→
Quarter ending June 2017	1,999	↓
Quarter ending September 2017	2,002	→
Variance since September 2016	(0.7%)	→



ACTIVITY



Month	Adjusted Scheduled Activity (UDA)	
	2017	2018
April	0	-290
May	0	-290
June	523	165
July	523	165
August	1,199	810
September	1,721	1,456
October	2,373	
November	3,086	
December	3,915	
January	3,915	
February	4,628	
March	5,450	
April	6,101	
May	6,652	
June	6,898	

QUALITY

	Quantity	Base Number	Contract	LHB	Wales
% of FP17s for the same patient ID Re-attending within 3 months - Children	8	287	2.8%	9.7%	10.9%
% of FP17s for the same patient ID Re-attending within 3 months - Adults	145	1,360	10.7%	14.5%	16.2%
% of FP17s for the same patient ID Re-attending between 3 & 9 months - Children	214	287	74.6%	54.3%	58.9%
% of FP17s for the same patient ID Re-attending between 3 & 9 months - Adults	914	1,360	67.2%	51.4%	55.2%
% of FP17s for Band 1 Urgent Courses	49	971	5.0%	9.3%	9.1%
% of FP17s Relating to Free Repair or Replacements	17	971	1.8%	0.8%	0.8%
% of FP17s Relating to Continuations	5	971	0.5%	0.7%	0.8%
% of Patients satisfied with the dentistry they have received	8	8	N/A	93.7%	92.0%
% of Patients satisfied with the time they had to wait for an appointment	8	8	N/A	88.9%	87.6%

* This is based on patients treated on this contract for their most recent course of treatment. Figures in italics indicate the base number of FP17s or Patient Questionnaire responses are less than 100. N/A is shown where the base number of responses is less than 10 during the period. % is calculated as Quantity/Base number*100

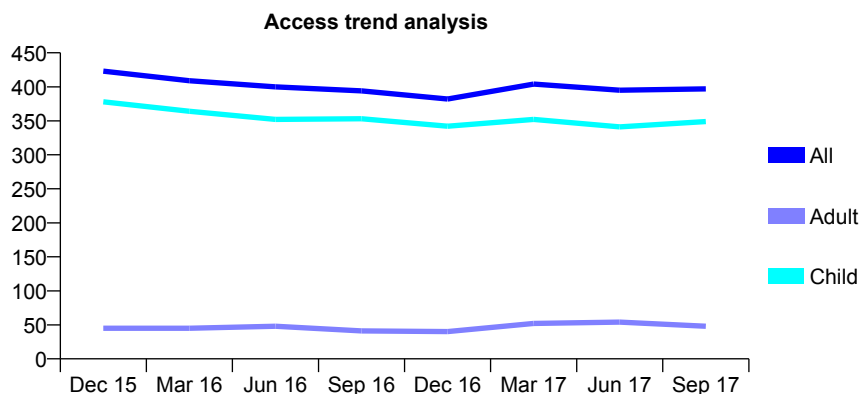
7A3 - Vital Signs At a Glance Contract Report for 567981/0001 - September 2017

Name or company name	MR PA RABAIOTTI
Contract type name	GDS Contract
Purpose of contract	General
Contract start date	01/04/2006
Contract end date	

17/18 Contracted general activity (UDA)	950
Carry forward general activity (UDA)	0
17/18 Contracted orthodontic activity (UOA)	0
Carry forward orthodontic activity (UOA)	0
Baseline contract value	£28,475.43

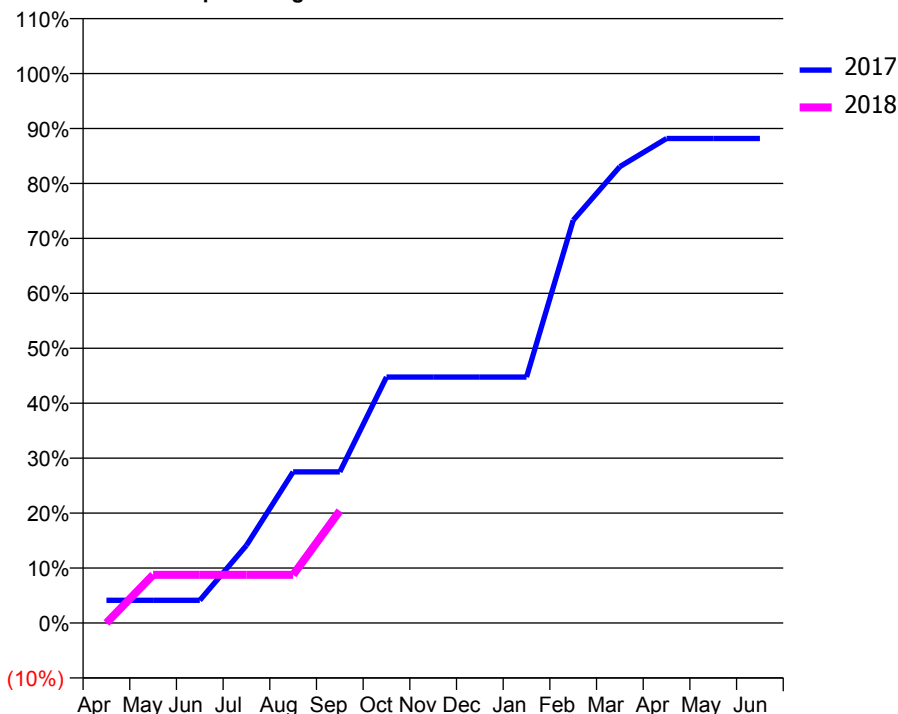
ACCESS*

Patients seen in 24 months	Total	Change since previous quarter
Quarter ending September 2016	394	
Quarter ending December 2016	382	↓
Quarter ending March 2017	404	↑
Quarter ending June 2017	395	↓
Quarter ending September 2017	397	→
Variance since September 2016	0.8%	→



ACTIVITY

Cumulative percentage of contracted UDA delivered 2017 & 2018



Month	Adjusted Scheduled Activity (UDA)	
	2017	2018
April	39	0
May	39	83
June	39	83
July	134	83
August	261	83
September	261	194
October	425	
November	425	
December	425	
January	425	
February	696	
March	789	
April	838	
May	838	
June	838	

QUALITY

	Quantity	Base Number	Contract	LHB	Wales
% of FP17s for the same patient ID Re-attending within 3 months - Children	21	246	8.5%	9.7%	10.9%
% of FP17s for the same patient ID Re-attending within 3 months - Adults	0	11	0.0%	14.5%	16.2%
% of FP17s for the same patient ID Re-attending between 3 & 9 months - Children	132	246	53.7%	54.3%	58.9%
% of FP17s for the same patient ID Re-attending between 3 & 9 months - Adults	6	11	54.5%	51.4%	55.2%
% of FP17s for Band 1 Urgent Courses	17	223	7.6%	9.3%	9.1%
% of FP17s Relating to Free Repair or Replacements	0	223	0.0%	0.8%	0.8%
% of FP17s Relating to Continuations	1	223	0.4%	0.7%	0.8%
% of Patients satisfied with the dentistry they have received	1	1	N/A	93.7%	92.0%
% of Patients satisfied with the time they had to wait for an appointment	1	1	N/A	88.9%	87.6%

* This is based on patients treated on this contract for their most recent course of treatment. Figures in italics indicate the base number of FP17s or Patient Questionnaire responses are less than 100. N/A is shown where the base number of responses is less than 10 during the period. % is calculated as Quantity/Base number*100

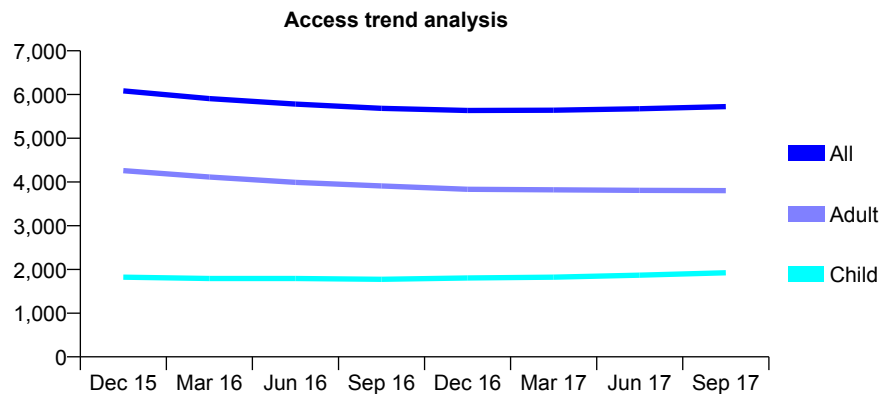
7A3 - Vital Signs At a Glance Contract Report for 570249/0001 - September 2017

Name or company name	MR JD ISAAC
Contract type name	GDS Contract
Purpose of contract	General
Contract start date	01/04/2006
Contract end date	

17/18 Contracted general activity (UDA)	18,024
Carry forward general activity (UDA)	0
17/18 Contracted orthodontic activity (UOA)	0
Carry forward orthodontic activity (UOA)	0
Baseline contract value	£456,072.19

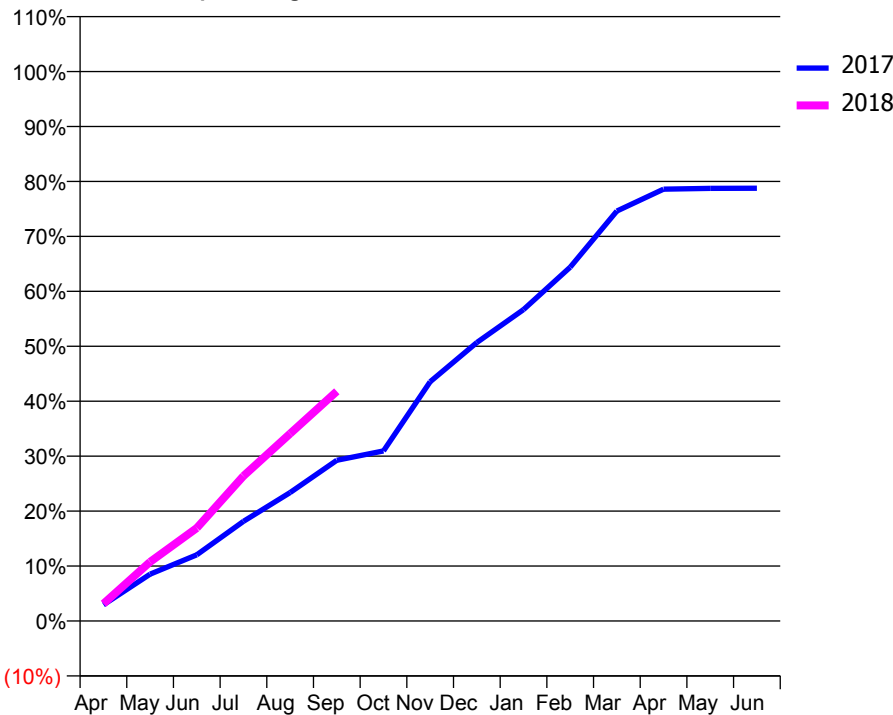
ACCESS*

Patients seen in 24 months	Total	Change since previous quarter
Quarter ending September 2016	5,685	
Quarter ending December 2016	5,636	→
Quarter ending March 2017	5,641	→
Quarter ending June 2017	5,676	→
Quarter ending September 2017	5,724	→
Variance since September 2016	0.7%	→



ACTIVITY

Cumulative percentage of contracted UDA delivered 2017 & 2018



Month	Adjusted Scheduled Activity (UDA)	
	2017	2018
April	533	565
May	1,538	1,942
June	2,171	3,050
July	3,270	4,757
August	4,216	6,148
September	5,273	7,536
October	5,579	
November	7,850	
December	9,133	
January	10,213	
February	11,608	
March	13,446	
April	14,165	
May	14,191	
June	14,195	

QUALITY

	Quantity	Base Number	Contract	LHB	Wales
% of FP17s for the same patient ID Re-attending within 3 months - Children	73	1,250	5.8%	9.7%	10.9%
% of FP17s for the same patient ID Re-attending within 3 months - Adults	330	2,473	13.3%	14.5%	16.2%
% of FP17s for the same patient ID Re-attending between 3 & 9 months - Children	441	1,250	35.3%	54.3%	58.9%
% of FP17s for the same patient ID Re-attending between 3 & 9 months - Adults	844	2,473	34.1%	51.4%	55.2%
% of FP17s for Band 1 Urgent Courses	239	3,427	7.0%	9.3%	9.1%
% of FP17s Relating to Free Repair or Replacements	26	3,427	0.8%	0.8%	0.8%
% of FP17s Relating to Continuations	19	3,427	0.6%	0.7%	0.8%
% of Patients satisfied with the dentistry they have received	21	21	100.0%	93.7%	92.0%
% of Patients satisfied with the time they had to wait for an appointment	18	21	85.7%	88.9%	87.6%

* This is based on patients treated on this contract for their most recent course of treatment. Figures in italics indicate the base number of FP17s or Patient Questionnaire responses are less than 100. N/A is shown where the base number of responses is less than 10 during the period. % is calculated as Quantity/Base number*100

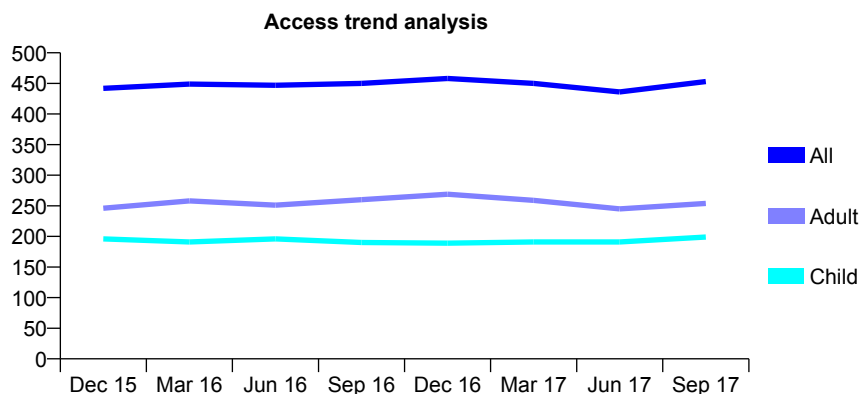
7A3 - Vital Signs At a Glance Contract Report for 570354/0001 - September 2017

Name or company name	MRS HJ JOHN
Contract type name	GDS Contract
Purpose of contract	General
Contract start date	01/04/2006
Contract end date	

17/18 Contracted general activity (UDA)	1,000
Carry forward general activity (UDA)	18
17/18 Contracted orthodontic activity (UOA)	0
Carry forward orthodontic activity (UOA)	0
Baseline contract value	£26,742.64

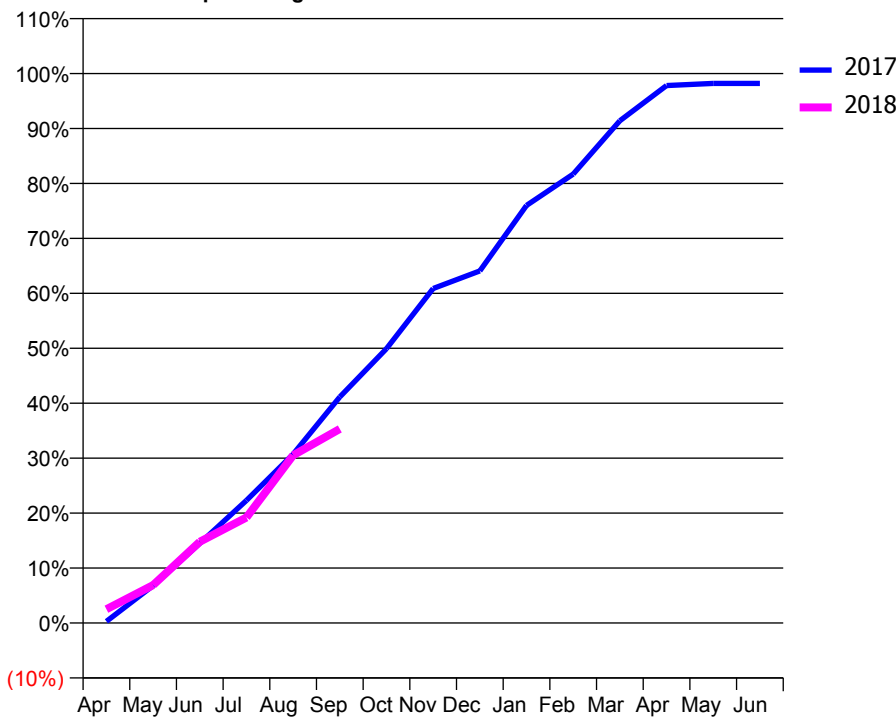
ACCESS*

Patients seen in 24 months	Total	Change since previous quarter
Quarter ending September 2016	450	
Quarter ending December 2016	458	→
Quarter ending March 2017	450	↓
Quarter ending June 2017	436	↓
Quarter ending September 2017	453	↑
Variance since September 2016	0.7%	→



ACTIVITY

Cumulative percentage of contracted UDA delivered 2017 & 2018



Month	Adjusted Scheduled Activity (UDA)	
	2017	2018
April	3	25
May	68	69
June	145	148
July	223	192
August	307	305
September	411	353
October	499	
November	609	
December	641	
January	760	
February	817	
March	914	
April	978	
May	982	
June	982	

QUALITY

	Quantity	Base Number	Contract	LHB	Wales
% of FP17s for the same patient ID Re-attending within 3 months - Children	15	189	7.9%	9.7%	10.9%
% of FP17s for the same patient ID Re-attending within 3 months - Adults	8	131	6.1%	14.5%	16.2%
% of FP17s for the same patient ID Re-attending between 3 & 9 months - Children	124	189	65.6%	54.3%	58.9%
% of FP17s for the same patient ID Re-attending between 3 & 9 months - Adults	74	131	56.5%	51.4%	55.2%
% of FP17s for Band 1 Urgent Courses	1	285	0.4%	9.3%	9.1%
% of FP17s Relating to Free Repair or Replacements	0	285	0.0%	0.8%	0.8%
% of FP17s Relating to Continuations	0	285	0.0%	0.7%	0.8%
% of Patients satisfied with the dentistry they have received	1	1	N/A	93.7%	92.0%
% of Patients satisfied with the time they had to wait for an appointment	1	1	N/A	88.9%	87.6%

* This is based on patients treated on this contract for their most recent course of treatment. Figures in italics indicate the base number of FP17s or Patient Questionnaire responses are less than 100. N/A is shown where the base number of responses is less than 10 during the period. % is calculated as Quantity/Base number*100

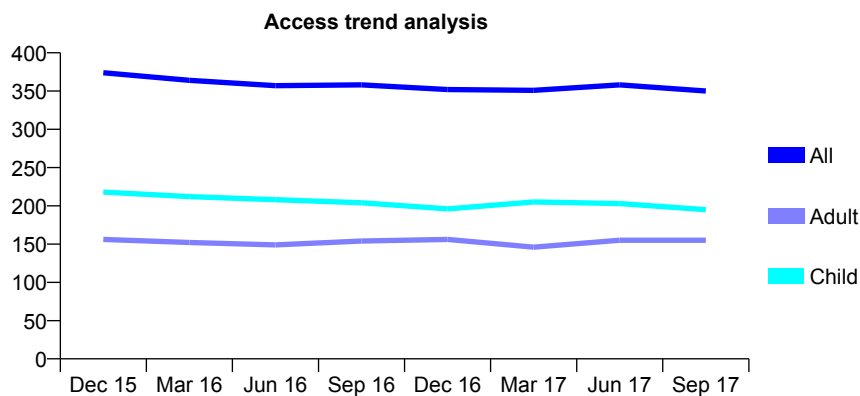
7A3 - Vital Signs At a Glance Contract Report for 652105/0001 - September 2017

Name or company name	MR HJ PRICE
Contract type name	GDS Contract
Purpose of contract	General
Contract start date	01/04/2006
Contract end date	

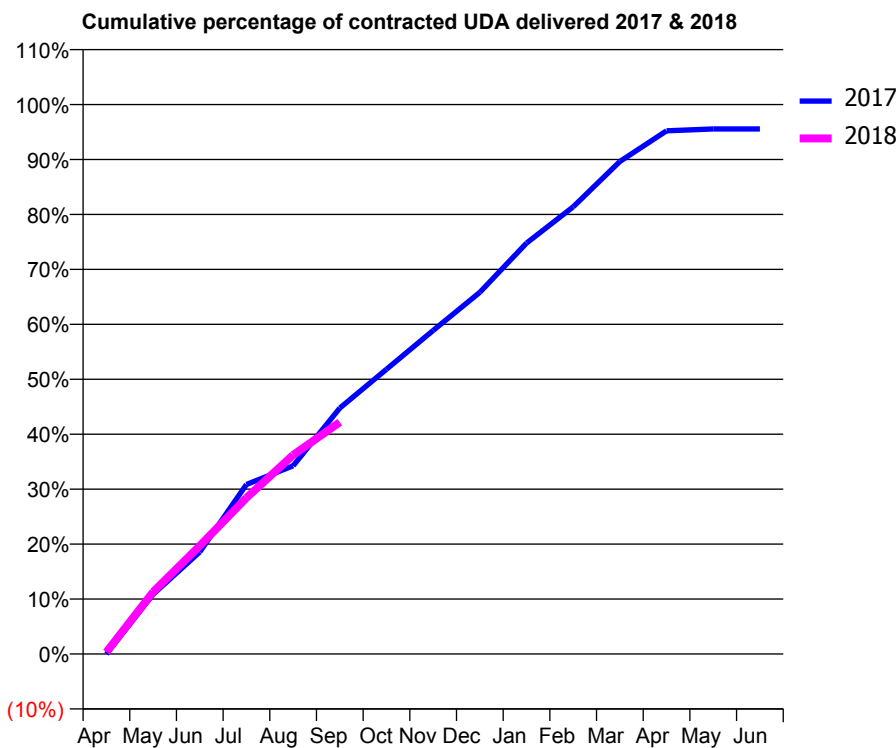
17/18 Contracted general activity (UDA)	850
Carry forward general activity (UDA)	0
17/18 Contracted orthodontic activity (UOA)	0
Carry forward orthodontic activity (UOA)	0
Baseline contract value	£19,202.13

ACCESS*

Patients seen in 24 months	Total	Change since previous quarter
Quarter ending September 2016	358	
Quarter ending December 2016	352	↓
Quarter ending March 2017	351	→
Quarter ending June 2017	358	→
Quarter ending September 2017	350	↓
Variance since September 2016	(2.2%)	↓



ACTIVITY



Month	Adjusted Scheduled Activity (UDA)	
	2017	2018
April	0	3
May	92	96
June	158	167
July	262	242
August	291	308
September	380	359
October	440	
November	501	
December	560	
January	636	
February	692	
March	762	
April	809	
May	812	
June	812	

QUALITY

	Quantity	Base Number	Contract	LHB	Wales
% of FP17s for the same patient ID Re-attending within 3 months - Children	11	149	7.4%	9.7%	10.9%
% of FP17s for the same patient ID Re-attending within 3 months - Adults	8	103	7.8%	14.5%	16.2%
% of FP17s for the same patient ID Re-attending between 3 & 9 months - Children	79	149	53.0%	54.3%	58.9%
% of FP17s for the same patient ID Re-attending between 3 & 9 months - Adults	59	103	57.3%	51.4%	55.2%
% of FP17s for Band 1 Urgent Courses	8	229	3.5%	9.3%	9.1%
% of FP17s Relating to Free Repair or Replacements	0	229	0.0%	0.8%	0.8%
% of FP17s Relating to Continuations	0	229	0.0%	0.7%	0.8%
% of Patients satisfied with the dentistry they have received	0	0	N/A	93.7%	92.0%
% of Patients satisfied with the time they had to wait for an appointment	0	0	N/A	88.9%	87.6%

* This is based on patients treated on this contract for their most recent course of treatment. Figures in italics indicate the base number of FP17s or Patient Questionnaire responses are less than 100. N/A is shown where the base number of responses is less than 10 during the period. % is calculated as Quantity/Base number*100

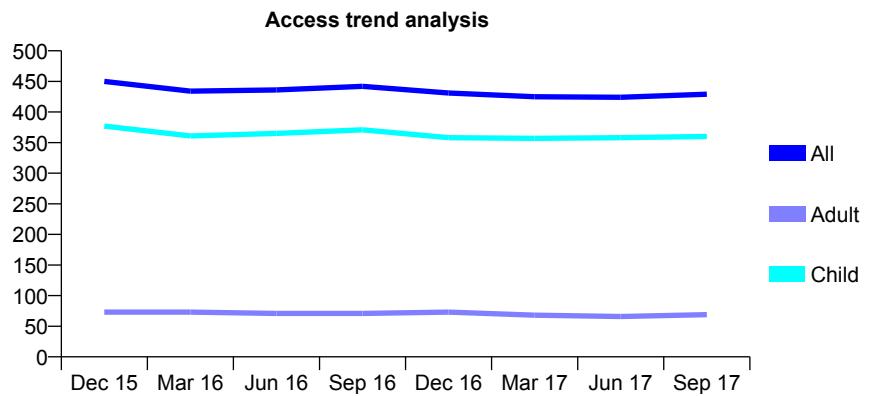
7A3 - Vital Signs At a Glance Contract Report for 653721/0001 - September 2017

Name or company name	MR CJ DAVISON
Contract type name	GDS Contract
Purpose of contract	General
Contract start date	01/04/2006
Contract end date	

17/18 Contracted general activity (UDA)	1,070
Carry forward general activity (UDA)	0
17/18 Contracted orthodontic activity (UOA)	0
Carry forward orthodontic activity (UOA)	0
Baseline contract value	£25,430.70

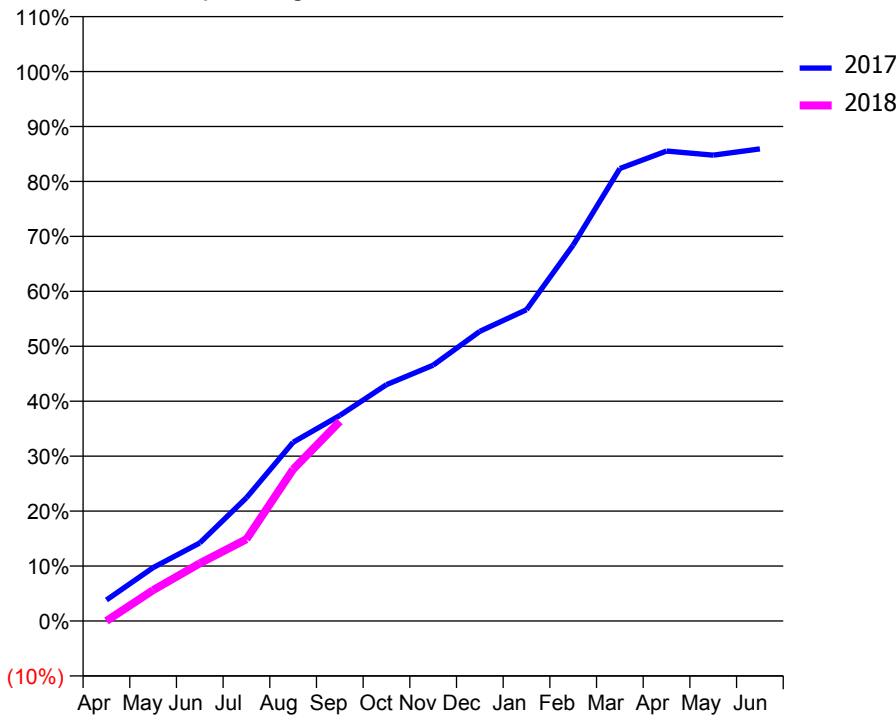
ACCESS*

Patients seen in 24 months	Total	Change since previous quarter
Quarter ending September 2016	442	
Quarter ending December 2016	431	↓
Quarter ending March 2017	425	↓
Quarter ending June 2017	424	→
Quarter ending September 2017	429	→
Variance since September 2016	(2.9%)	↓



ACTIVITY

Cumulative percentage of contracted UDA delivered 2017 & 2018



Month	Adjusted Scheduled Activity (UDA)	
	2017	2018
April	41	0
May	104	60
June	152	112
July	240	159
August	348	295
September	400	389
October	460	
November	498	
December	564	
January	606	
February	732	
March	881	
April	915	
May	907	
June	919	

QUALITY

	Quantity	Base Number	Contract	LHB	Wales
% of FP17s for the same patient ID Re-attending within 3 months - Children	21	398	5.3%	9.7%	10.9%
% of FP17s for the same patient ID Re-attending within 3 months - Adults	1	28	3.6%	14.5%	16.2%
% of FP17s for the same patient ID Re-attending between 3 & 9 months - Children	299	398	75.1%	54.3%	58.9%
% of FP17s for the same patient ID Re-attending between 3 & 9 months - Adults	19	28	67.9%	51.4%	55.2%
% of FP17s for Band 1 Urgent Courses	3	278	1.1%	9.3%	9.1%
% of FP17s Relating to Free Repair or Replacements	1	278	0.4%	0.8%	0.8%
% of FP17s Relating to Continuations	0	278	0.0%	0.7%	0.8%
% of Patients satisfied with the dentistry they have received	0	0	N/A	93.7%	92.0%
% of Patients satisfied with the time they had to wait for an appointment	0	0	N/A	88.9%	87.6%

* This is based on patients treated on this contract for their most recent course of treatment. Figures in italics indicate the base number of FP17s or Patient Questionnaire responses are less than 100. N/A is shown where the base number of responses is less than 10 during the period. % is calculated as Quantity/Base number*100

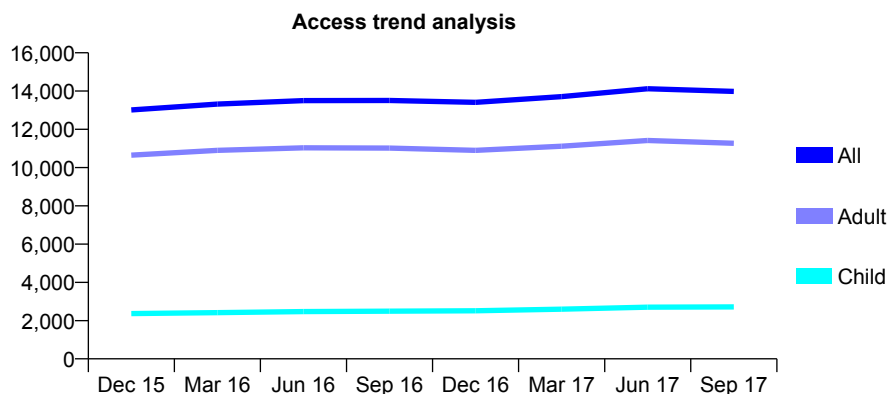
7A3 - Vital Signs At a Glance Contract Report for 682632/0002 - September 2017

Name or company name	Crescent Dental Ltd
Contract type name	GDS Contract
Purpose of contract	General
Contract start date	01/08/2008
Contract end date	

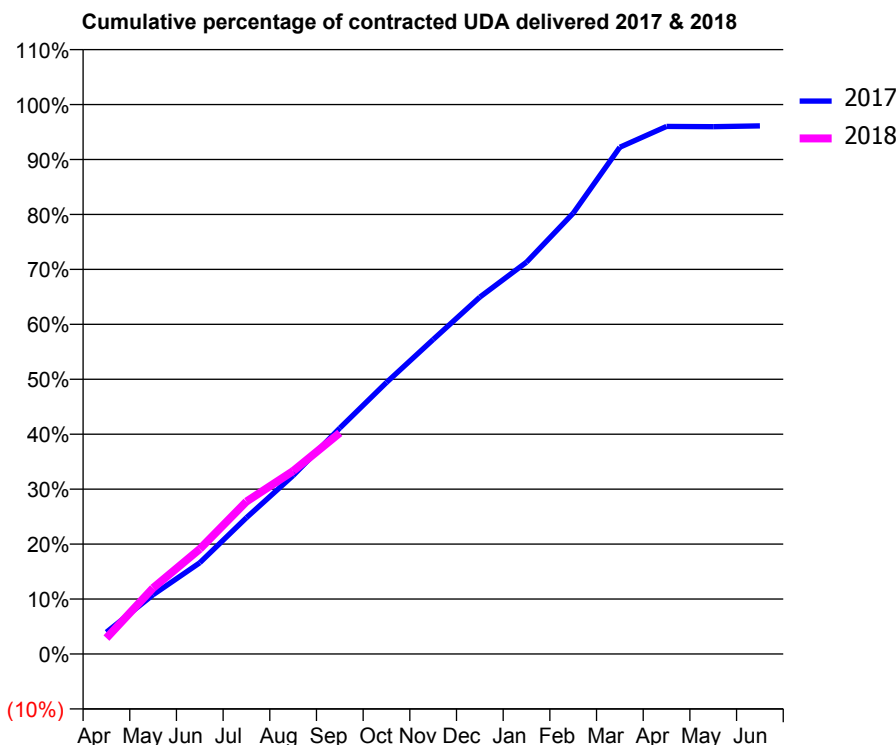
17/18 Contracted general activity (UDA)	40,703
Carry forward general activity (UDA)	0
17/18 Contracted orthodontic activity (UOA)	0
Carry forward orthodontic activity (UOA)	0
Baseline contract value	£948,631.74

ACCESS*

Patients seen in 24 months	Total	Change since previous quarter
Quarter ending September 2016	13,508	
Quarter ending December 2016	13,409	→
Quarter ending March 2017	13,710	↑
Quarter ending June 2017	14,122	↑
Quarter ending September 2017	13,985	→
Variance since September 2016	3.5%	↑



ACTIVITY



Month	Adjusted Scheduled Activity (UDA)	
	2017	2018
April	1,618	1,181
May	4,393	4,890
June	6,763	7,774
July	10,101	11,291
August	13,225	13,560
September	16,740	16,384
October	20,118	
November	23,297	
December	26,437	
January	29,025	
February	32,647	
March	37,539	
April	39,079	
May	39,062	
June	39,117	

QUALITY

	Quantity	Base Number	Contract	LHB	Wales
% of FP17s for the same patient ID Re-attending within 3 months - Children	97	1,769	5.5%	9.7%	10.9%
% of FP17s for the same patient ID Re-attending within 3 months - Adults	1,012	7,416	13.6%	14.5%	16.2%
% of FP17s for the same patient ID Re-attending between 3 & 9 months - Children	976	1,769	55.2%	54.3%	58.9%
% of FP17s for the same patient ID Re-attending between 3 & 9 months - Adults	3,997	7,416	53.9%	51.4%	55.2%
% of FP17s for Band 1 Urgent Courses	806	8,347	9.7%	9.3%	9.1%
% of FP17s Relating to Free Repair or Replacements	135	8,347	1.6%	0.8%	0.8%
% of FP17s Relating to Continuations	40	8,347	0.5%	0.7%	0.8%
% of Patients satisfied with the dentistry they have received	42	44	95.5%	93.7%	92.0%
% of Patients satisfied with the time they had to wait for an appointment	39	44	88.6%	88.9%	87.6%

* This is based on patients treated on this contract for their most recent course of treatment. Figures in italics indicate the base number of FP17s or Patient Questionnaire responses are less than 100. N/A is shown where the base number of responses is less than 10 during the period. % is calculated as Quantity/Base number*100

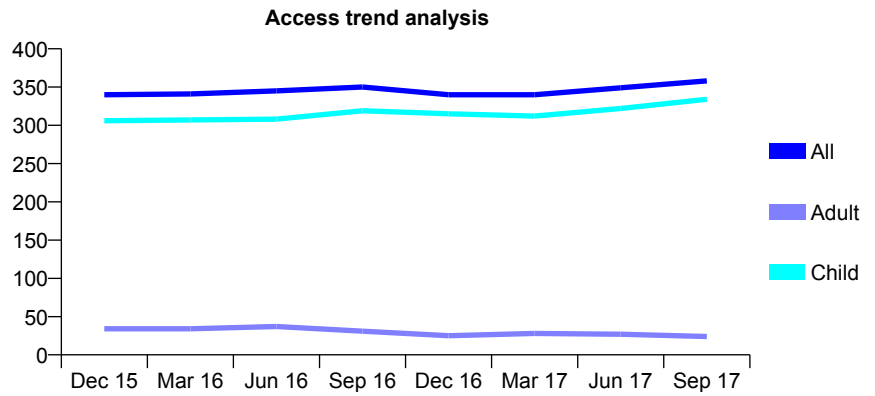
7A3 - Vital Signs At a Glance Contract Report for 724998/0001 - September 2017

Name or company name	MR AH BEAK
Contract type name	GDS Contract
Purpose of contract	General
Contract start date	01/04/2006
Contract end date	

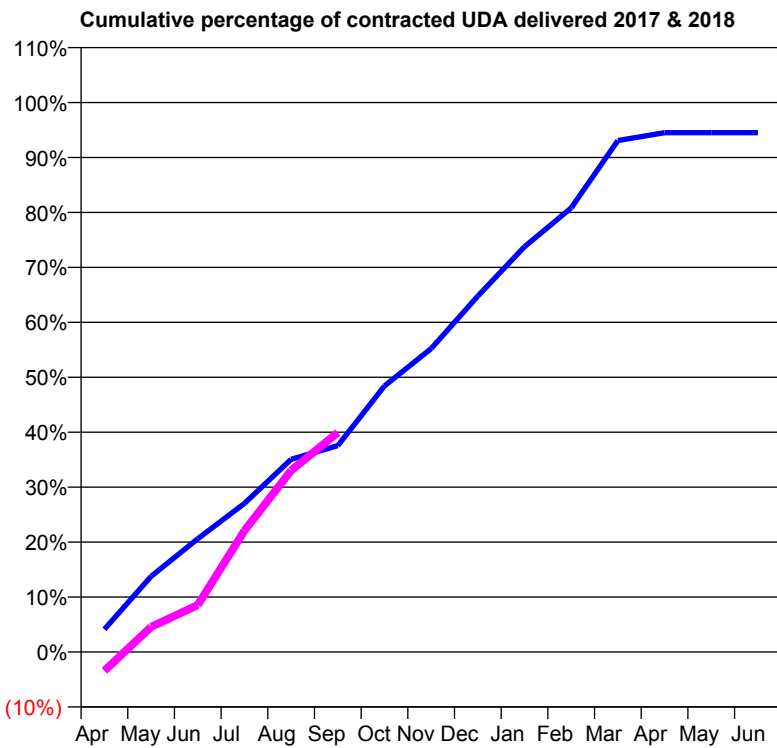
17/18 Contracted general activity (UDA)	780
Carry forward general activity (UDA)	43
17/18 Contracted orthodontic activity (UOA)	0
Carry forward orthodontic activity (UOA)	0
Baseline contract value	£19,614.87

ACCESS*

Patients seen in 24 months	Total	Change since previous quarter
Quarter ending September 2016	350	
Quarter ending December 2016	340	↓
Quarter ending March 2017	340	→
Quarter ending June 2017	349	↑
Quarter ending September 2017	358	↑
Variance since September 2016	2.3%	↑



ACTIVITY



Month	Adjusted Scheduled Activity (UDA)	
	2017	2018
April	32	-27
May	107	36
June	161	67
July	211	172
August	274	258
September	293	311
October	378	
November	431	
December	505	
January	575	
February	630	
March	726	
April	737	
May	737	
June	737	

QUALITY

	Quantity	Base Number	Contract	LHB	Wales
% of FP17s for the same patient ID Re-attending within 3 months - Children	18	259	6.9%	9.7%	10.9%
% of FP17s for the same patient ID Re-attending within 3 months - Adults	0	0	N/A	14.5%	16.2%
% of FP17s for the same patient ID Re-attending between 3 & 9 months - Children	158	259	61.0%	54.3%	58.9%
% of FP17s for the same patient ID Re-attending between 3 & 9 months - Adults	0	0	N/A	51.4%	55.2%
% of FP17s for Band 1 Urgent Courses	12	252	4.8%	9.3%	9.1%
% of FP17s Relating to Free Repair or Replacements	0	252	0.0%	0.8%	0.8%
% of FP17s Relating to Continuations	0	252	0.0%	0.7%	0.8%
% of Patients satisfied with the dentistry they have received	1	1	N/A	93.7%	92.0%
% of Patients satisfied with the time they had to wait for an appointment	1	1	N/A	88.9%	87.6%

* This is based on patients treated on this contract for their most recent course of treatment. Figures in italics indicate the base number of FP17s or Patient Questionnaire responses are less than 100. N/A is shown where the base number of responses is less than 10 during the period. % is calculated as Quantity/Base number*100

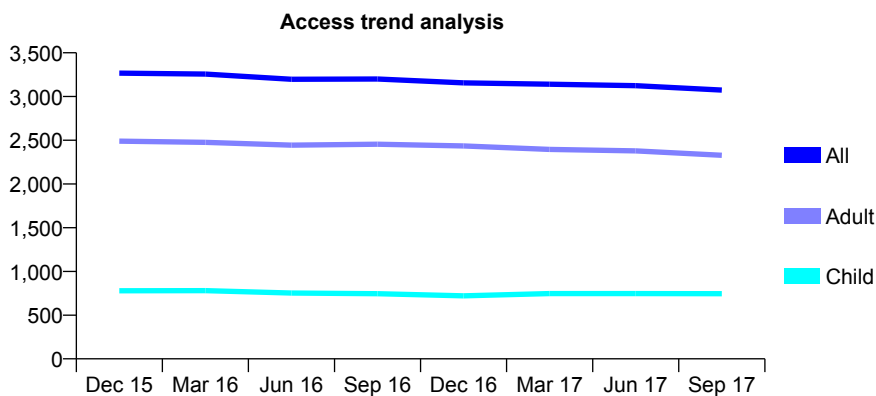
7A3 - Vital Signs At a Glance Contract Report for 725390/0001 - September 2017

Name or company name	R Kadenhe
Contract type name	GDS Contract
Purpose of contract	General
Contract start date	01/04/2006
Contract end date	

17/18 Contracted general activity (UDA)	9,600
Carry forward general activity (UDA)	0
17/18 Contracted orthodontic activity (UOA)	0
Carry forward orthodontic activity (UOA)	0
Baseline contract value	£217,976.28

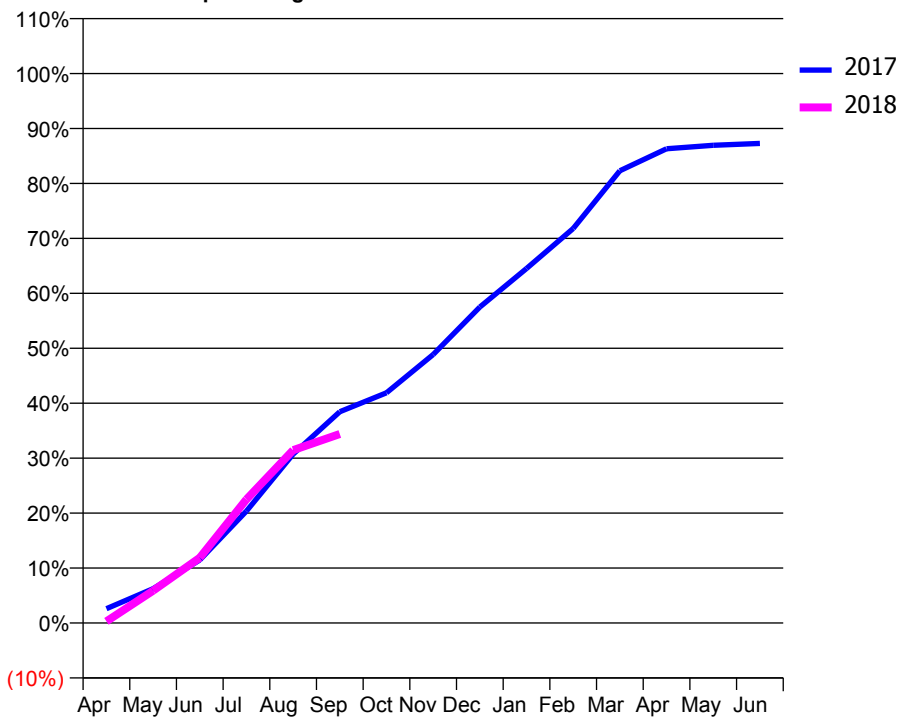
ACCESS*

Patients seen in 24 months	Total	Change since previous quarter
Quarter ending September 2016	3,200	
Quarter ending December 2016	3,156	↓
Quarter ending March 2017	3,141	→
Quarter ending June 2017	3,124	→
Quarter ending September 2017	3,073	↓
Variance since September 2016	(4.0%)	↓



ACTIVITY

Cumulative percentage of contracted UDA delivered 2017 & 2018



Month	Adjusted Scheduled Activity (UDA)	
	2017	2018
April	251	29
May	600	566
June	1,100	1,141
July	1,955	2,160
August	2,951	3,020
September	3,692	3,302
October	4,021	
November	4,691	
December	5,519	
January	6,194	
February	6,893	
March	7,900	
April	8,286	
May	8,345	
June	8,377	

QUALITY

	Quantity	Base Number	Contract	LHB	Wales
% of FP17s for the same patient ID Re-attending within 3 months - Children	30	361	8.3%	9.7%	10.9%
% of FP17s for the same patient ID Re-attending within 3 months - Adults	184	1,194	15.4%	14.5%	16.2%
% of FP17s for the same patient ID Re-attending between 3 & 9 months - Children	135	361	37.4%	54.3%	58.9%
% of FP17s for the same patient ID Re-attending between 3 & 9 months - Adults	520	1,194	43.6%	51.4%	55.2%
% of FP17s for Band 1 Urgent Courses	110	1,384	7.9%	9.3%	9.1%
% of FP17s Relating to Free Repair or Replacements	17	1,384	1.2%	0.8%	0.8%
% of FP17s Relating to Continuations	10	1,384	0.7%	0.7%	0.8%
% of Patients satisfied with the dentistry they have received	4	5	N/A	93.7%	92.0%
% of Patients satisfied with the time they had to wait for an appointment	5	5	N/A	88.9%	87.6%

* This is based on patients treated on this contract for their most recent course of treatment. Figures in italics indicate the base number of FP17s or Patient Questionnaire responses are less than 100. N/A is shown where the base number of responses is less than 10 during the period. % is calculated as Quantity/Base number*100

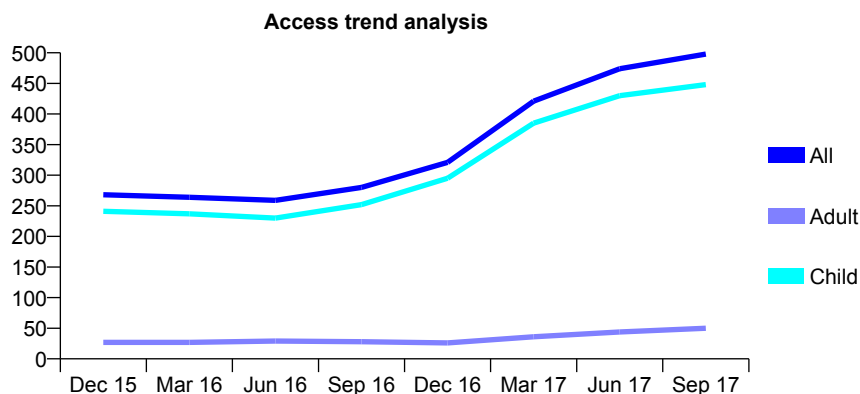
7A3 - Vital Signs At a Glance Contract Report for 737100/0001 - September 2017

Name or company name	MISS NL YOUNG
Contract type name	GDS Contract
Purpose of contract	General
Contract start date	01/04/2006
Contract end date	

17/18 Contracted general activity (UDA)	1,862
Carry forward general activity (UDA)	0
17/18 Contracted orthodontic activity (UOA)	0
Carry forward orthodontic activity (UOA)	0
Baseline contract value	£42,563.23

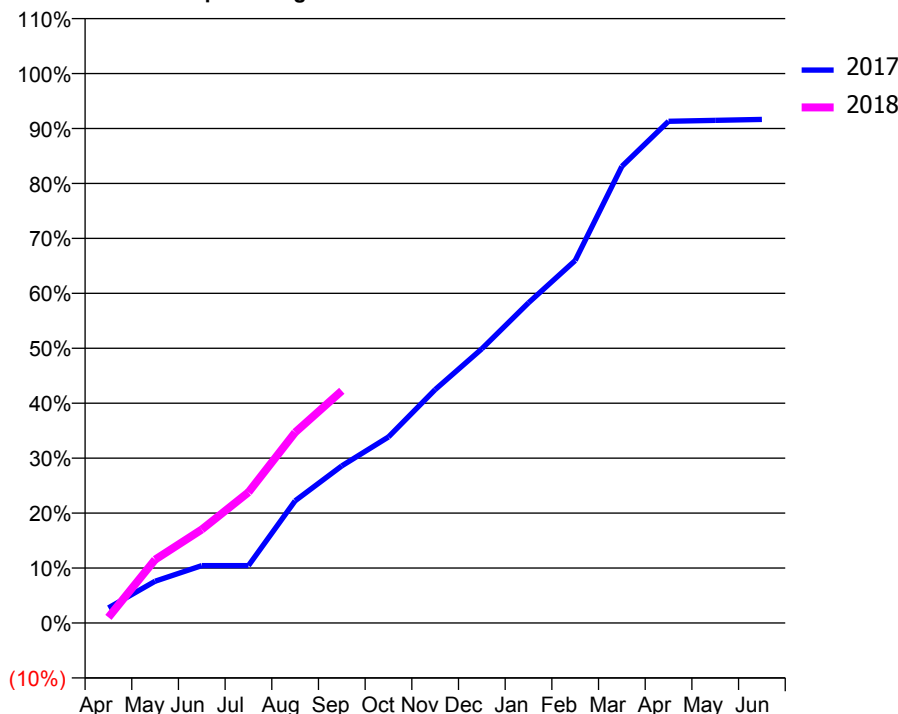
ACCESS*

Patients seen in 24 months	Total	Change since previous quarter
Quarter ending September 2016	280	
Quarter ending December 2016	321	↑
Quarter ending March 2017	421	↑
Quarter ending June 2017	474	↑
Quarter ending September 2017	498	↑
Variance since September 2016	77.9%	↑



ACTIVITY

Cumulative percentage of contracted UDA delivered 2017 & 2018



Adjusted Scheduled Activity (UDA)

Month	2017	2018
April	33	19
May	91	215
June	125	317
July	125	443
August	266	646
September	342	787
October	405	
November	508	
December	597	
January	697	
February	789	
March	994	
April	1,092	
May	1,094	
June	1,096	

QUALITY

	Quantity	Base Number	Contract	LHB	Wales
% of FP17s for the same patient ID Re-attending within 3 months - Children	100	542	18.5%	9.7%	10.9%
% of FP17s for the same patient ID Re-attending within 3 months - Adults	3	20	15.0%	14.5%	16.2%
% of FP17s for the same patient ID Re-attending between 3 & 9 months - Children	281	542	51.8%	54.3%	58.9%
% of FP17s for the same patient ID Re-attending between 3 & 9 months - Adults	10	20	50.0%	51.4%	55.2%
% of FP17s for Band 1 Urgent Courses	0	505	0.0%	9.3%	9.1%
% of FP17s Relating to Free Repair or Replacements	0	505	0.0%	0.8%	0.8%
% of FP17s Relating to Continuations	0	505	0.0%	0.7%	0.8%
% of Patients satisfied with the dentistry they have received	2	2	N/A	93.7%	92.0%
% of Patients satisfied with the time they had to wait for an appointment	1	2	N/A	88.9%	87.6%

* This is based on patients treated on this contract for their most recent course of treatment. Figures in italics indicate the base number of FP17s or Patient Questionnaire responses are less than 100. N/A is shown where the base number of responses is less than 10 during the period. % is calculated as Quantity/Base number*100

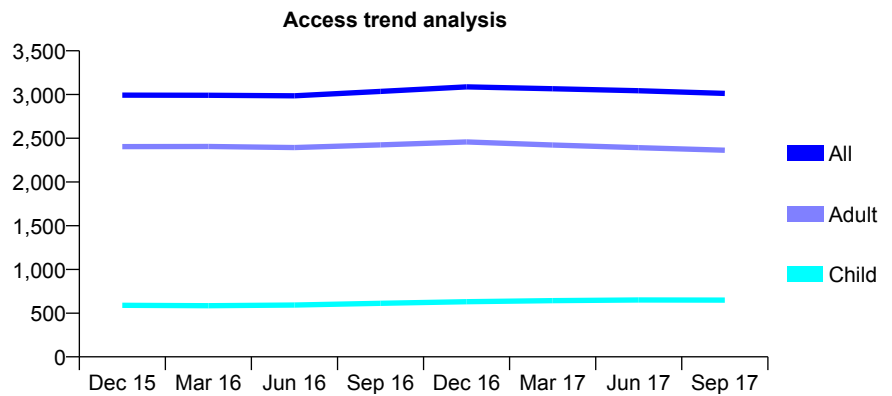
7A3 - Vital Signs At a Glance Contract Report for 746339/0001 - September 2017

Name or company name	MISS CE MEEK
Contract type name	GDS Contract
Purpose of contract	General
Contract start date	01/04/2006
Contract end date	

17/18 Contracted general activity (UDA)	7,583
Carry forward general activity (UDA)	38
17/18 Contracted orthodontic activity (UOA)	0
Carry forward orthodontic activity (UOA)	0
Baseline contract value	£193,559.96

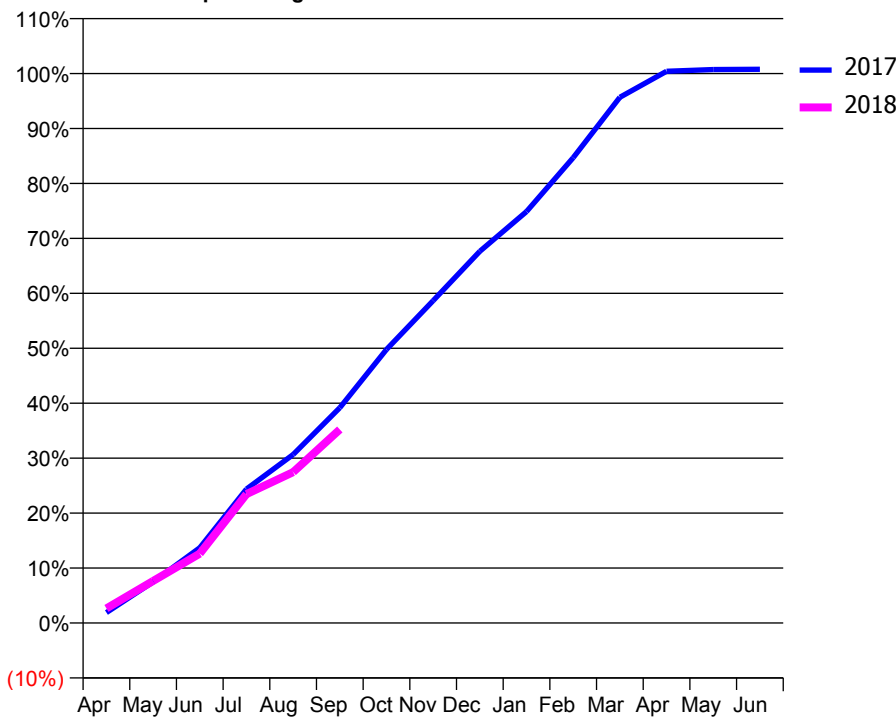
ACCESS*

Patients seen in 24 months	Total	Change since previous quarter
Quarter ending September 2016	3,036	
Quarter ending December 2016	3,088	→
Quarter ending March 2017	3,066	→
Quarter ending June 2017	3,043	→
Quarter ending September 2017	3,012	↓
Variance since September 2016	(0.8%)	→



ACTIVITY

Cumulative percentage of contracted UDA delivered 2017 & 2018



Month	Adjusted Scheduled Activity (UDA)	
	2017	2018
April	144	201
May	568	581
June	1,038	959
July	1,848	1,778
August	2,326	2,083
September	2,971	2,670
October	3,775	
November	4,449	
December	5,129	
January	5,678	
February	6,421	
March	7,255	
April	7,614	
May	7,638	
June	7,642	

QUALITY

	Quantity	Base Number	Contract	LHB	Wales
% of FP17s for the same patient ID Re-attending within 3 months - Children	14	358	3.9%	9.7%	10.9%
% of FP17s for the same patient ID Re-attending within 3 months - Adults	142	1,198	11.9%	14.5%	16.2%
% of FP17s for the same patient ID Re-attending between 3 & 9 months - Children	151	358	42.2%	54.3%	58.9%
% of FP17s for the same patient ID Re-attending between 3 & 9 months - Adults	542	1,198	45.2%	51.4%	55.2%
% of FP17s for Band 1 Urgent Courses	97	1,408	6.9%	9.3%	9.1%
% of FP17s Relating to Free Repair or Replacements	3	1,408	0.2%	0.8%	0.8%
% of FP17s Relating to Continuations	18	1,408	1.3%	0.7%	0.8%
% of Patients satisfied with the dentistry they have received	15	16	93.8%	93.7%	92.0%
% of Patients satisfied with the time they had to wait for an appointment	14	16	87.5%	88.9%	87.6%

* This is based on patients treated on this contract for their most recent course of treatment. Figures in italics indicate the base number of FP17s or Patient Questionnaire responses are less than 100. N/A is shown where the base number of responses is less than 10 during the period. % is calculated as Quantity/Base number*100

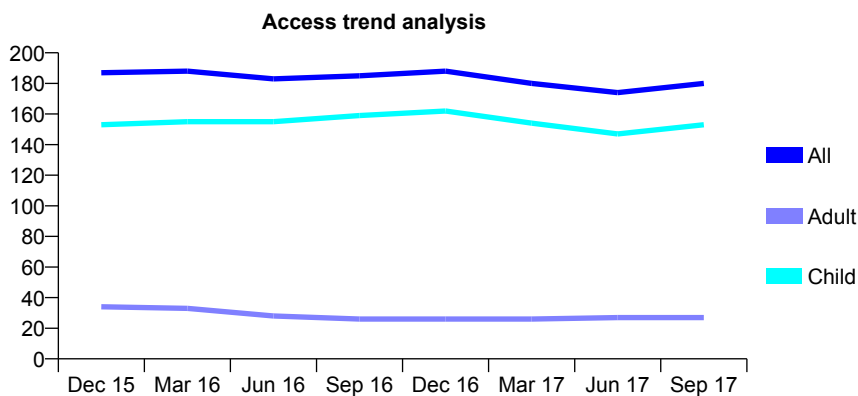
7A3 - Vital Signs At a Glance Contract Report for 760935/0001 - September 2017

Name or company name	MISS RL GRONOW
Contract type name	GDS Contract
Purpose of contract	General
Contract start date	01/04/2006
Contract end date	

17/18 Contracted general activity (UDA)	368
Carry forward general activity (UDA)	0
17/18 Contracted orthodontic activity (UOA)	0
Carry forward orthodontic activity (UOA)	0
Baseline contract value	£9,668.00

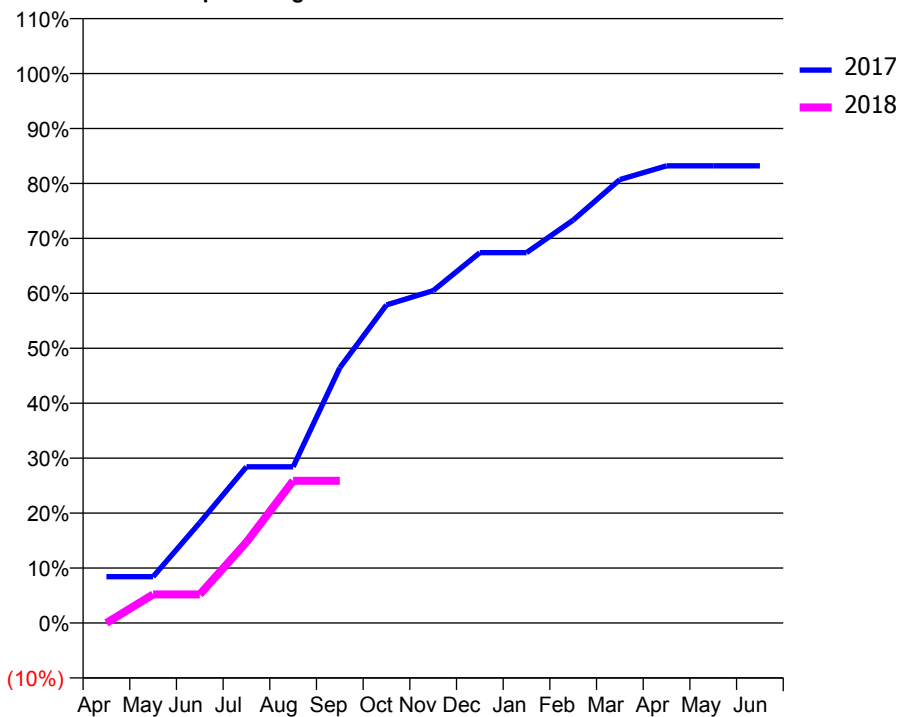
ACCESS*

Patients seen in 24 months	Total	Change since previous quarter
Quarter ending September 2016	185	
Quarter ending December 2016	188	→
Quarter ending March 2017	180	↓
Quarter ending June 2017	174	↓
Quarter ending September 2017	180	↑
Variance since September 2016	(2.7%)	↓



ACTIVITY

Cumulative percentage of contracted UDA delivered 2017 & 2018



Month	Adjusted Scheduled Activity (UDA)	
	2017	2018
April	31	0
May	31	19
June	67	19
July	105	54
August	105	95
September	171	95
October	213	
November	223	
December	248	
January	248	
February	270	
March	297	
April	306	
May	306	
June	306	

QUALITY

	Quantity	Base Number	Contract	LHB	Wales
% of FP17s for the same patient ID Re-attending within 3 months - Children	1	75	1.3%	9.7%	10.9%
% of FP17s for the same patient ID Re-attending within 3 months - Adults	0	3	0.0%	14.5%	16.2%
% of FP17s for the same patient ID Re-attending between 3 & 9 months - Children	30	75	40.0%	54.3%	58.9%
% of FP17s for the same patient ID Re-attending between 3 & 9 months - Adults	1	3	33.3%	51.4%	55.2%
% of FP17s for Band 1 Urgent Courses	1	71	1.4%	9.3%	9.1%
% of FP17s Relating to Free Repair or Replacements	0	71	0.0%	0.8%	0.8%
% of FP17s Relating to Continuations	1	71	1.4%	0.7%	0.8%
% of Patients satisfied with the dentistry they have received	0	0	N/A	93.7%	92.0%
% of Patients satisfied with the time they had to wait for an appointment	0	0	N/A	88.9%	87.6%

* This is based on patients treated on this contract for their most recent course of treatment. Figures in italics indicate the base number of FP17s or Patient Questionnaire responses are less than 100. N/A is shown where the base number of responses is less than 10 during the period. % is calculated as Quantity/Base number*100

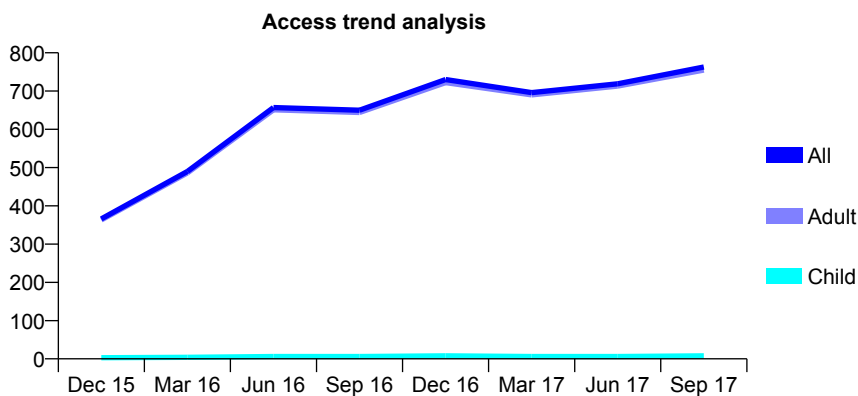
7A3 - Vital Signs At a Glance Contract Report for 766348/0002 - September 2017

Name or company name	MISS R JONES
Contract type name	PDS Contract
Purpose of contract	General
Contract start date	01/04/2008
Contract end date	31/03/2020

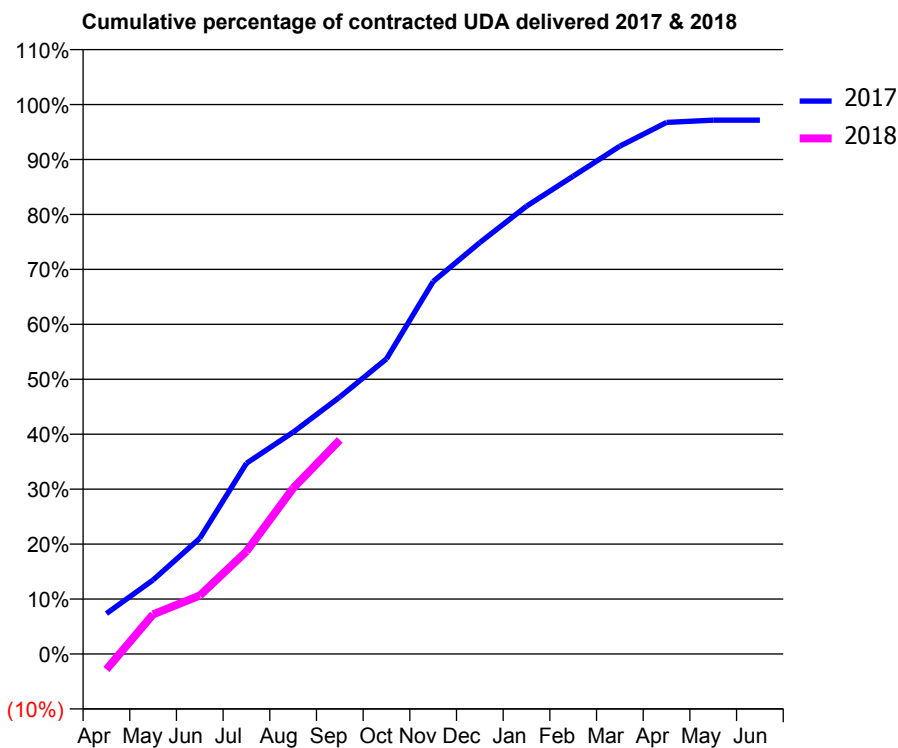
17/18 Contracted general activity (UDA)	2,854
Carry forward general activity (UDA)	81
17/18 Contracted orthodontic activity (UOA)	0
Carry forward orthodontic activity (UOA)	0
Baseline contract value	£164,581.61

ACCESS*

Patients seen in 24 months	Total	Change since previous quarter
Quarter ending September 2016	650	
Quarter ending December 2016	730	↑
Quarter ending March 2017	696	↓
Quarter ending June 2017	719	↑
Quarter ending September 2017	763	↑
Variance since September 2016	17.4%	↑



ACTIVITY



Month	Adjusted Scheduled Activity (UDA)	
	2017	2018
April	210	-81
May	385	206
June	601	304
July	991	533
August	1,152	861
September	1,335	1,112
October	1,533	
November	1,935	
December	2,137	
January	2,326	
February	2,482	
March	2,638	
April	2,761	
May	2,773	
June	2,773	

QUALITY

	Quantity	Base Number	Contract	LHB	Wales
% of FP17s for the same patient ID Re-attending within 3 months - Children	0	5	0.0%	9.7%	10.9%
% of FP17s for the same patient ID Re-attending within 3 months - Adults	21	471	4.5%	14.5%	16.2%
% of FP17s for the same patient ID Re-attending between 3 & 9 months - Children	0	5	0.0%	54.3%	58.9%
% of FP17s for the same patient ID Re-attending between 3 & 9 months - Adults	0	471	0.0%	51.4%	55.2%
% of FP17s for Band 1 Urgent Courses	0	427	0.0%	9.3%	9.1%
% of FP17s Relating to Free Repair or Replacements	0	427	0.0%	0.8%	0.8%
% of FP17s Relating to Continuations	0	427	0.0%	0.7%	0.8%
% of Patients satisfied with the dentistry they have received	4	5	N/A	93.7%	92.0%
% of Patients satisfied with the time they had to wait for an appointment	2	5	N/A	88.9%	87.6%

* This is based on patients treated on this contract for their most recent course of treatment. Figures in italics indicate the base number of FP17s or Patient Questionnaire responses are less than 100. N/A is shown where the base number of responses is less than 10 during the period. % is calculated as Quantity/Base number*100

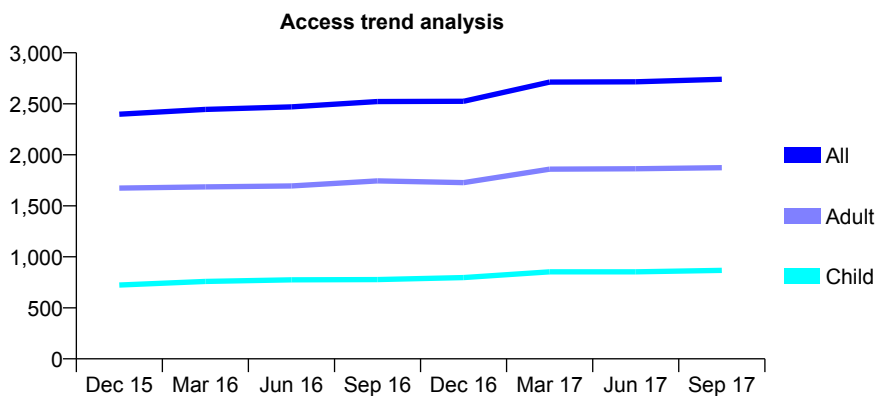
7A3 - Vital Signs At a Glance Contract Report for 780553/0001 - September 2017

Name or company name	MR B JONES
Contract type name	GDS Contract
Purpose of contract	General
Contract start date	01/07/2012
Contract end date	

17/18 Contracted general activity (UDA)	7,220
Carry forward general activity (UDA)	30
17/18 Contracted orthodontic activity (UOA)	0
Carry forward orthodontic activity (UOA)	0
Baseline contract value	£174,751.86

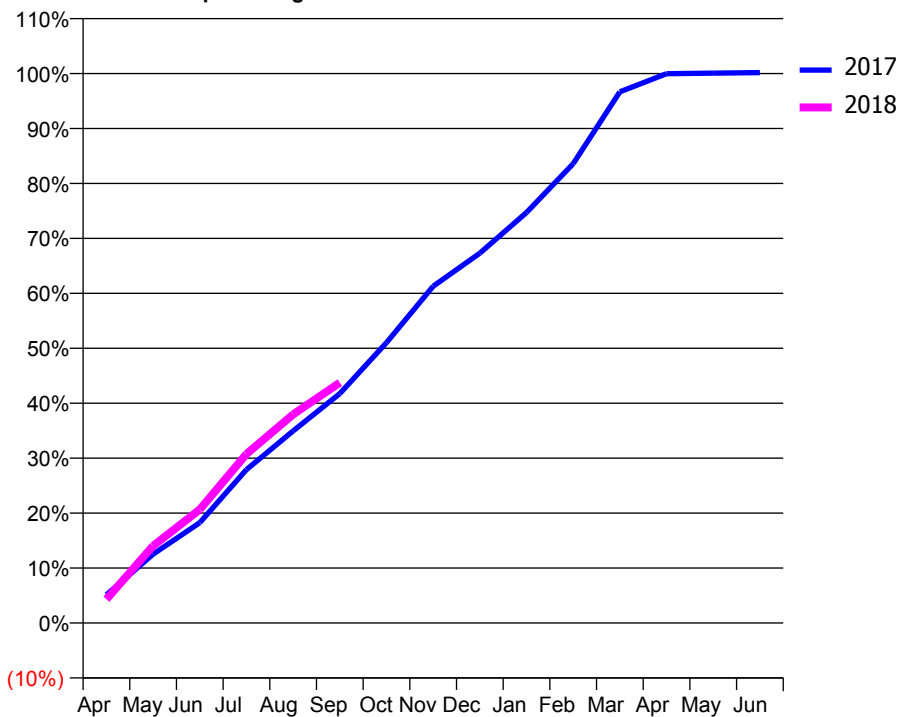
ACCESS*

Patients seen in 24 months	Total	Change since previous quarter
Quarter ending September 2016	2,522	
Quarter ending December 2016	2,525	→
Quarter ending March 2017	2,713	↑
Quarter ending June 2017	2,716	→
Quarter ending September 2017	2,741	→
Variance since September 2016	8.7%	↑



ACTIVITY

Cumulative percentage of contracted UDA delivered 2017 & 2018



Month	Adjusted Scheduled Activity (UDA)	
	2017	2018
April	371	312
May	905	1,013
June	1,319	1,492
July	2,015	2,221
August	2,523	2,740
September	3,015	3,159
October	3,684	
November	4,425	
December	4,860	
January	5,393	
February	6,036	
March	6,980	
April	7,217	
May	7,224	
June	7,232	

QUALITY

	Quantity	Base Number	Contract	LHB	Wales
% of FP17s for the same patient ID Re-attending within 3 months - Children	29	602	4.8%	9.7%	10.9%
% of FP17s for the same patient ID Re-attending within 3 months - Adults	114	1,318	8.6%	14.5%	16.2%
% of FP17s for the same patient ID Re-attending between 3 & 9 months - Children	277	602	46.0%	54.3%	58.9%
% of FP17s for the same patient ID Re-attending between 3 & 9 months - Adults	639	1,318	48.5%	51.4%	55.2%
% of FP17s for Band 1 Urgent Courses	118	1,775	6.6%	9.3%	9.1%
% of FP17s Relating to Free Repair or Replacements	23	1,775	1.3%	0.8%	0.8%
% of FP17s Relating to Continuations	17	1,775	1.0%	0.7%	0.8%
% of Patients satisfied with the dentistry they have received	6	8	N/A	93.7%	92.0%
% of Patients satisfied with the time they had to wait for an appointment	7	8	N/A	88.9%	87.6%

* This is based on patients treated on this contract for their most recent course of treatment. Figures in italics indicate the base number of FP17s or Patient Questionnaire responses are less than 100. N/A is shown where the base number of responses is less than 10 during the period. % is calculated as Quantity/Base number*100

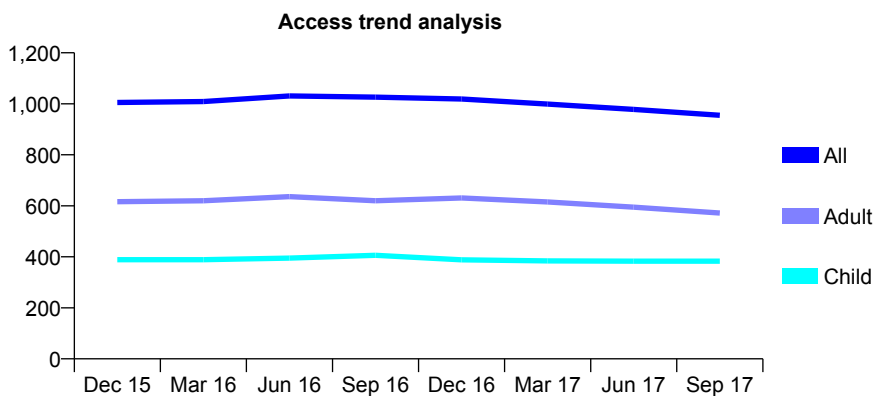
7A3 - Vital Signs At a Glance Contract Report for 792365/0001 - September 2017

Name or company name	MR JA RICE
Contract type name	GDS Contract
Purpose of contract	General
Contract start date	01/10/2011
Contract end date	

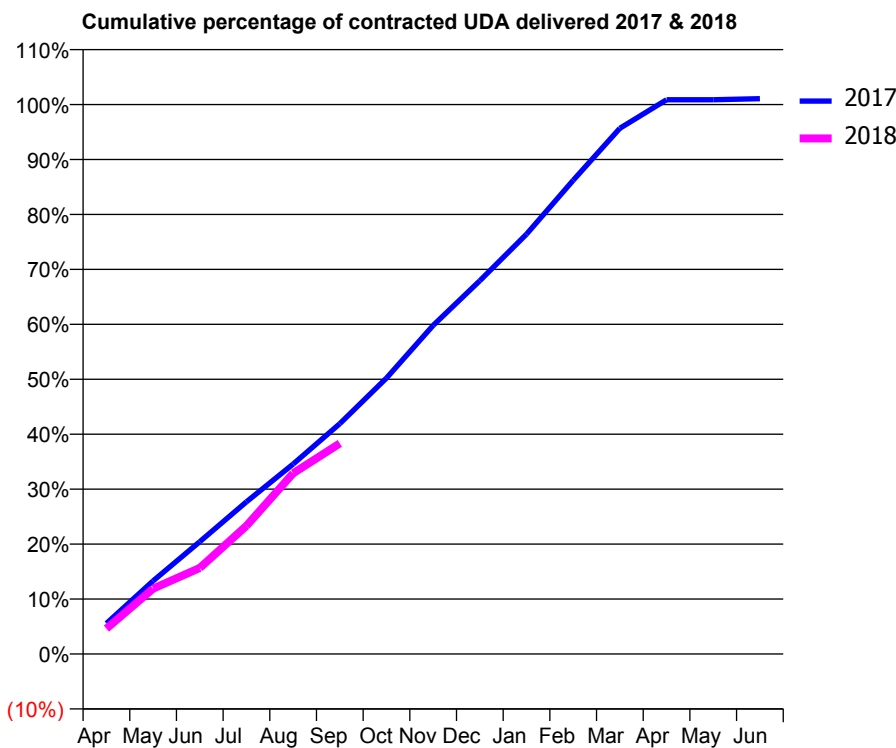
17/18 Contracted general activity (UDA)	2,724
Carry forward general activity (UDA)	-29
17/18 Contracted orthodontic activity (UOA)	0
Carry forward orthodontic activity (UOA)	0
Baseline contract value	£61,850.89

ACCESS*

Patients seen in 24 months	Total	Change since previous quarter
Quarter ending September 2016	1,026	
Quarter ending December 2016	1,019	→
Quarter ending March 2017	999	↓
Quarter ending June 2017	978	↓
Quarter ending September 2017	955	↓
Variance since September 2016	(6.9%)	↓



ACTIVITY



Month	Adjusted Scheduled Activity (UDA)	
	2017	2018
April	152	126
May	363	324
June	557	427
July	755	635
August	942	896
September	1,142	1,044
October	1,368	
November	1,629	
December	1,850	
January	2,081	
February	2,348	
March	2,606	
April	2,748	
May	2,748	
June	2,753	

QUALITY

	Quantity	Base Number	Contract	LHB	Wales
% of FP17s for the same patient ID Re-attending within 3 months - Children	8	281	2.8%	9.7%	10.9%
% of FP17s for the same patient ID Re-attending within 3 months - Adults	41	367	11.2%	14.5%	16.2%
% of FP17s for the same patient ID Re-attending between 3 & 9 months - Children	164	281	58.4%	54.3%	58.9%
% of FP17s for the same patient ID Re-attending between 3 & 9 months - Adults	194	367	52.9%	51.4%	55.2%
% of FP17s for Band 1 Urgent Courses	54	595	9.1%	9.3%	9.1%
% of FP17s Relating to Free Repair or Replacements	0	595	0.0%	0.8%	0.8%
% of FP17s Relating to Continuations	1	595	0.2%	0.7%	0.8%
% of Patients satisfied with the dentistry they have received	2	2	N/A	93.7%	92.0%
% of Patients satisfied with the time they had to wait for an appointment	2	2	N/A	88.9%	87.6%

* This is based on patients treated on this contract for their most recent course of treatment. Figures in italics indicate the base number of FP17s or Patient Questionnaire responses are less than 100. N/A is shown where the base number of responses is less than 10 during the period. % is calculated as Quantity/Base number*100

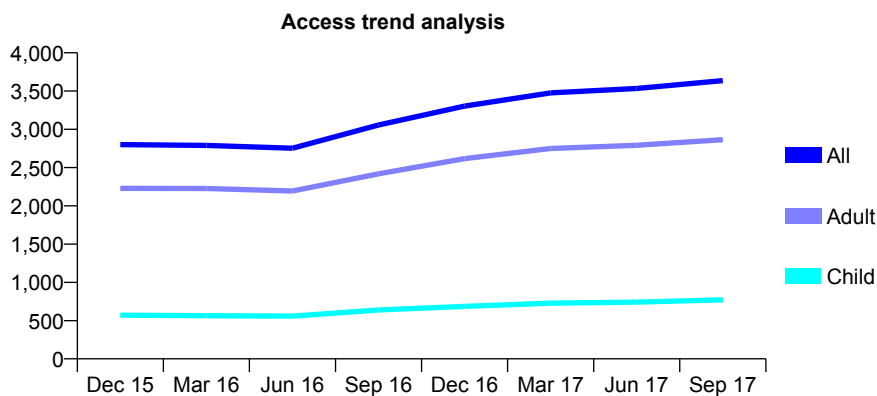
7A3 - Vital Signs At a Glance Contract Report for 810002/0001 - September 2017

Name or company name	MR DJ FLEMING
Contract type name	GDS Contract
Purpose of contract	General
Contract start date	01/04/2006
Contract end date	

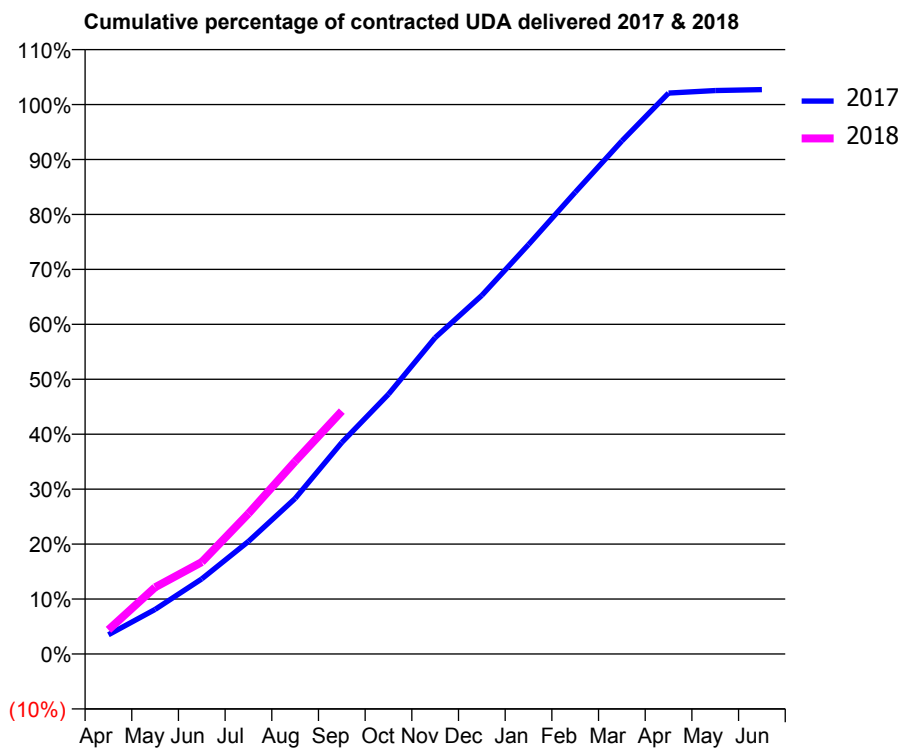
17/18 Contracted general activity (UDA)	12,581
Carry forward general activity (UDA)	0
17/18 Contracted orthodontic activity (UOA)	0
Carry forward orthodontic activity (UOA)	0
Baseline contract value	£293,231.10

ACCESS*

Patients seen in 24 months	Total	Change since previous quarter
Quarter ending September 2016	3,056	
Quarter ending December 2016	3,303	↑
Quarter ending March 2017	3,477	↑
Quarter ending June 2017	3,533	→
Quarter ending September 2017	3,636	↑
Variance since September 2016	19.0%	↑



ACTIVITY



Month	Adjusted Scheduled Activity (UDA)	
	2017	2018
April	413	553
May	952	1,527
June	1,607	2,104
July	2,406	3,218
August	3,325	4,409
September	4,520	5,560
October	5,552	
November	6,760	
December	7,666	
January	8,751	
February	9,868	
March	10,963	
April	11,988	
May	12,042	
June	12,063	

QUALITY

	Quantity	Base Number	Contract	LHB	Wales
% of FP17s for the same patient ID Re-attending within 3 months - Children	36	668	5.4%	9.7%	10.9%
% of FP17s for the same patient ID Re-attending within 3 months - Adults	385	2,377	16.2%	14.5%	16.2%
% of FP17s for the same patient ID Re-attending between 3 & 9 months - Children	376	668	56.3%	54.3%	58.9%
% of FP17s for the same patient ID Re-attending between 3 & 9 months - Adults	1,181	2,377	49.7%	51.4%	55.2%
% of FP17s for Band 1 Urgent Courses	358	2,641	13.6%	9.3%	9.1%
% of FP17s Relating to Free Repair or Replacements	19	2,641	0.7%	0.8%	0.8%
% of FP17s Relating to Continuations	8	2,641	0.3%	0.7%	0.8%
% of Patients satisfied with the dentistry they have received	11	11	100.0%	93.7%	92.0%
% of Patients satisfied with the time they had to wait for an appointment	9	11	81.8%	88.9%	87.6%

* This is based on patients treated on this contract for their most recent course of treatment. Figures in italics indicate the base number of FP17s or Patient Questionnaire responses are less than 100. N/A is shown where the base number of responses is less than 10 during the period. % is calculated as Quantity/Base number*100

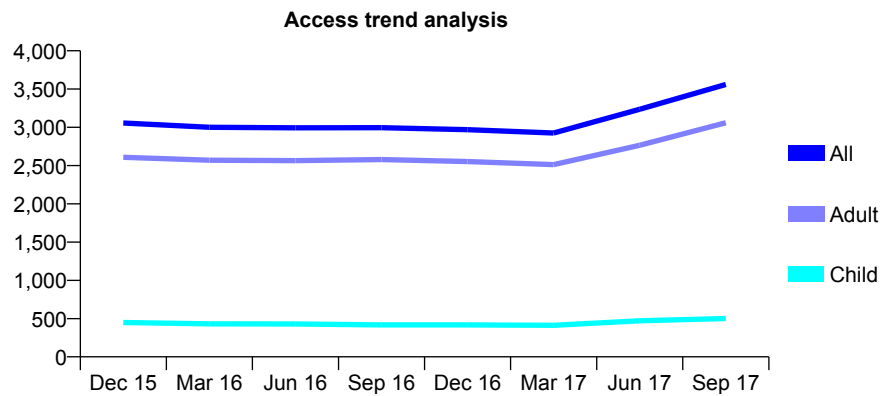
7A3 - Vital Signs At a Glance Contract Report for 810029/0001 - September 2017

Name or company name	MR MR HARRIS
Contract type name	GDS Contract
Purpose of contract	General
Contract start date	01/04/2006
Contract end date	

17/18 Contracted general activity (UDA)	10,112
Carry forward general activity (UDA)	0
17/18 Contracted orthodontic activity (UOA)	0
Carry forward orthodontic activity (UOA)	0
Baseline contract value	£240,130.64

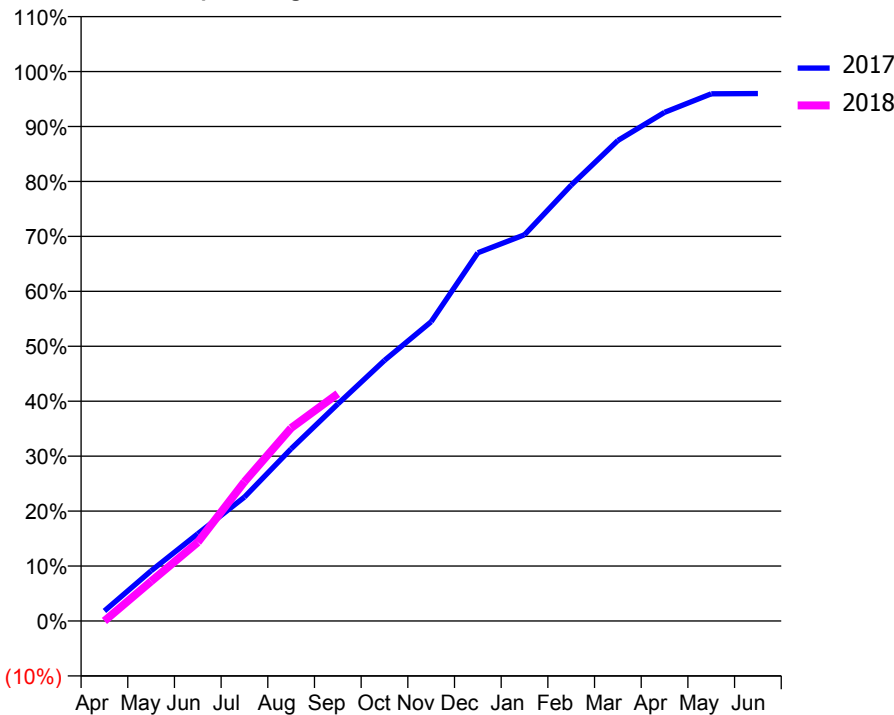
ACCESS*

Patients seen in 24 months	Total	Change since previous quarter
Quarter ending September 2016	2,996	
Quarter ending December 2016	2,969	→
Quarter ending March 2017	2,925	↓
Quarter ending June 2017	3,236	↑
Quarter ending September 2017	3,560	↑
Variance since September 2016	18.8%	↑



ACTIVITY

Cumulative percentage of contracted UDA delivered 2017 & 2018



Month	Adjusted Scheduled Activity (UDA)	
	2017	2018
April	136	0
May	682	730
June	1,186	1,450
July	1,685	2,563
August	2,342	3,553
September	2,950	4,183
October	3,544	
November	4,069	
December	5,006	
January	5,251	
February	5,924	
March	6,533	
April	6,914	
May	7,166	
June	7,170	

QUALITY

	Quantity	Base Number	Contract	LHB	Wales
% of FP17s for the same patient ID Re-attending within 3 months - Children	9	374	2.4%	9.7%	10.9%
% of FP17s for the same patient ID Re-attending within 3 months - Adults	187	2,371	7.9%	14.5%	16.2%
% of FP17s for the same patient ID Re-attending between 3 & 9 months - Children	116	374	31.0%	54.3%	58.9%
% of FP17s for the same patient ID Re-attending between 3 & 9 months - Adults	1,037	2,371	43.7%	51.4%	55.2%
% of FP17s for Band 1 Urgent Courses	100	2,407	4.2%	9.3%	9.1%
% of FP17s Relating to Free Repair or Replacements	10	2,407	0.4%	0.8%	0.8%
% of FP17s Relating to Continuations	11	2,407	0.5%	0.7%	0.8%
% of Patients satisfied with the dentistry they have received	28	29	96.6%	93.7%	92.0%
% of Patients satisfied with the time they had to wait for an appointment	26	29	89.7%	88.9%	87.6%

* This is based on patients treated on this contract for their most recent course of treatment. Figures in italics indicate the base number of FP17s or Patient Questionnaire responses are less than 100. N/A is shown where the base number of responses is less than 10 during the period. % is calculated as Quantity/Base number*100

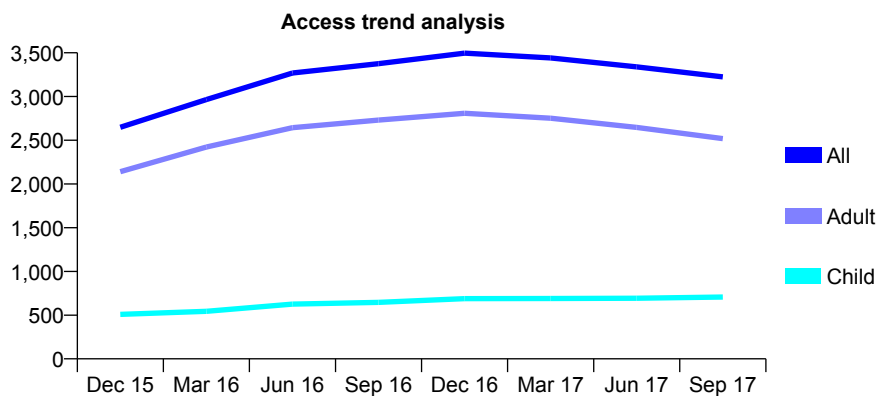
7A3 - Vital Signs At a Glance Contract Report for 812129/0001 - September 2017

Name or company name	MR SD JENKINS
Contract type name	GDS Contract
Purpose of contract	General
Contract start date	01/04/2006
Contract end date	

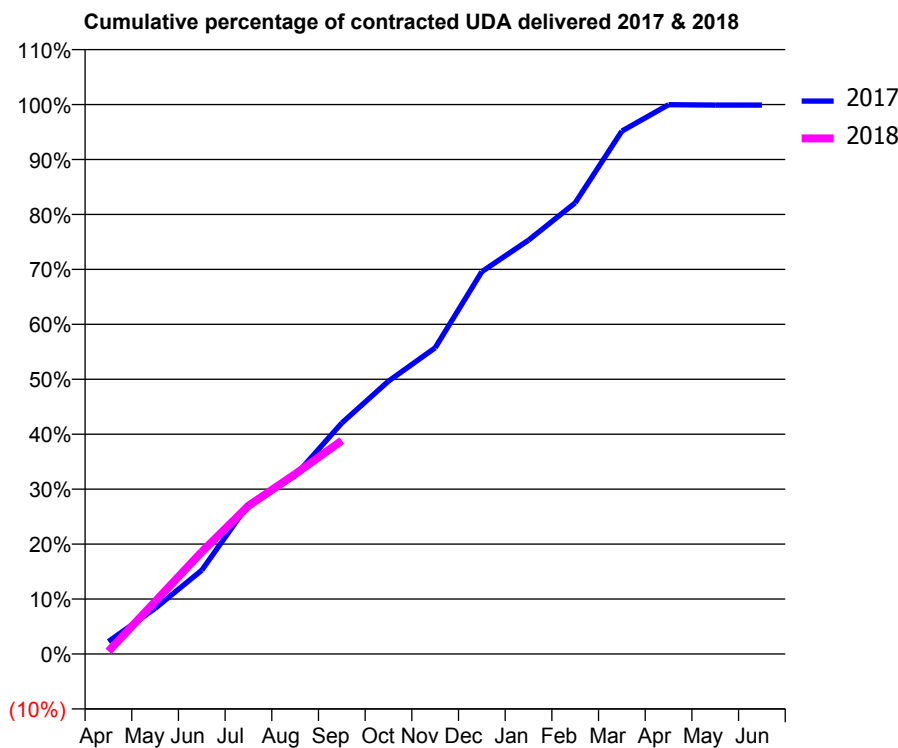
17/18 Contracted general activity (UDA)	14,511
Carry forward general activity (UDA)	14
17/18 Contracted orthodontic activity (UOA)	0
Carry forward orthodontic activity (UOA)	0
Baseline contract value	£344,428.83

ACCESS*

Patients seen in 24 months	Total	Change since previous quarter
Quarter ending September 2016	3,376	
Quarter ending December 2016	3,496	↑
Quarter ending March 2017	3,442	↓
Quarter ending June 2017	3,339	↓
Quarter ending September 2017	3,225	↓
Variance since September 2016	(4.5%)	↓



ACTIVITY



Month	Adjusted Scheduled Activity (UDA)	
	2017	2018
April	329	71
May	1,206	1,387
June	2,213	2,701
July	3,953	3,914
August	4,710	4,751
September	6,100	5,635
October	7,205	
November	8,086	
December	10,096	
January	10,929	
February	11,913	
March	13,810	
April	14,507	
May	14,495	
June	14,497	

QUALITY

	Quantity	Base Number	Contract	LHB	Wales
% of FP17s for the same patient ID Re-attending within 3 months - Children	27	485	5.6%	9.7%	10.9%
% of FP17s for the same patient ID Re-attending within 3 months - Adults	248	1,720	14.4%	14.5%	16.2%
% of FP17s for the same patient ID Re-attending between 3 & 9 months - Children	285	485	58.8%	54.3%	58.9%
% of FP17s for the same patient ID Re-attending between 3 & 9 months - Adults	1,003	1,720	58.3%	51.4%	55.2%
% of FP17s for Band 1 Urgent Courses	93	2,009	4.6%	9.3%	9.1%
% of FP17s Relating to Free Repair or Replacements	17	2,009	0.8%	0.8%	0.8%
% of FP17s Relating to Continuations	28	2,009	1.4%	0.7%	0.8%
% of Patients satisfied with the dentistry they have received	14	15	93.3%	93.7%	92.0%
% of Patients satisfied with the time they had to wait for an appointment	14	15	93.3%	88.9%	87.6%

* This is based on patients treated on this contract for their most recent course of treatment. Figures in italics indicate the base number of FP17s or Patient Questionnaire responses are less than 100. N/A is shown where the base number of responses is less than 10 during the period. % is calculated as Quantity/Base number*100

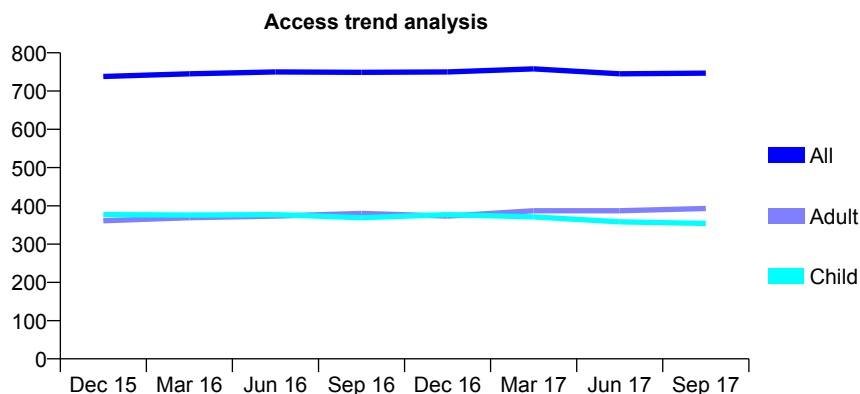
7A3 - Vital Signs At a Glance Contract Report for 913642/0001 - September 2017

Name or company name	MR DB RODERICK
Contract type name	GDS Contract
Purpose of contract	General
Contract start date	01/04/2006
Contract end date	

17/18 Contracted general activity (UDA)	2,204
Carry forward general activity (UDA)	6
17/18 Contracted orthodontic activity (UOA)	0
Carry forward orthodontic activity (UOA)	0
Baseline contract value	£69,650.35

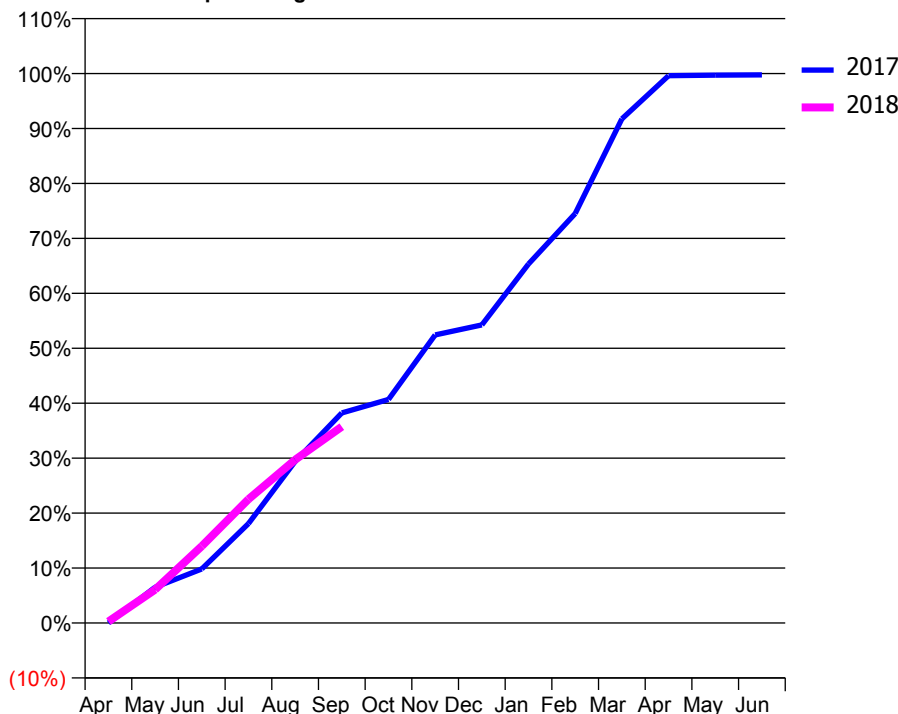
ACCESS*

Patients seen in 24 months	Total	Change since previous quarter
Quarter ending September 2016	749	
Quarter ending December 2016	750	→
Quarter ending March 2017	758	→
Quarter ending June 2017	745	↓
Quarter ending September 2017	747	→
Variance since September 2016	(0.3%)	→



ACTIVITY

Cumulative percentage of contracted UDA delivered 2017 & 2018



Adjusted Scheduled Activity (UDA)

Month	2017	2018
April	0	6
May	144	134
June	217	308
July	399	497
August	648	655
September	842	787
October	897	
November	1,155	
December	1,196	
January	1,440	
February	1,642	
March	2,022	
April	2,195	
May	2,197	
June	2,198	

QUALITY

	Quantity	Base Number	Contract	LHB	Wales
% of FP17s for the same patient ID Re-attending within 3 months - Children	19	258	7.4%	9.7%	10.9%
% of FP17s for the same patient ID Re-attending within 3 months - Adults	17	203	8.4%	14.5%	16.2%
% of FP17s for the same patient ID Re-attending between 3 & 9 months - Children	153	258	59.3%	54.3%	58.9%
% of FP17s for the same patient ID Re-attending between 3 & 9 months - Adults	97	203	47.8%	51.4%	55.2%
% of FP17s for Band 1 Urgent Courses	17	400	4.3%	9.3%	9.1%
% of FP17s Relating to Free Repair or Replacements	0	400	0.0%	0.8%	0.8%
% of FP17s Relating to Continuations	0	400	0.0%	0.7%	0.8%
% of Patients satisfied with the dentistry they have received	1	1	N/A	93.7%	92.0%
% of Patients satisfied with the time they had to wait for an appointment	1	1	N/A	88.9%	87.6%

* This is based on patients treated on this contract for their most recent course of treatment. Figures in italics indicate the base number of FP17s or Patient Questionnaire responses are less than 100. N/A is shown where the base number of responses is less than 10 during the period. % is calculated as Quantity/Base number*100

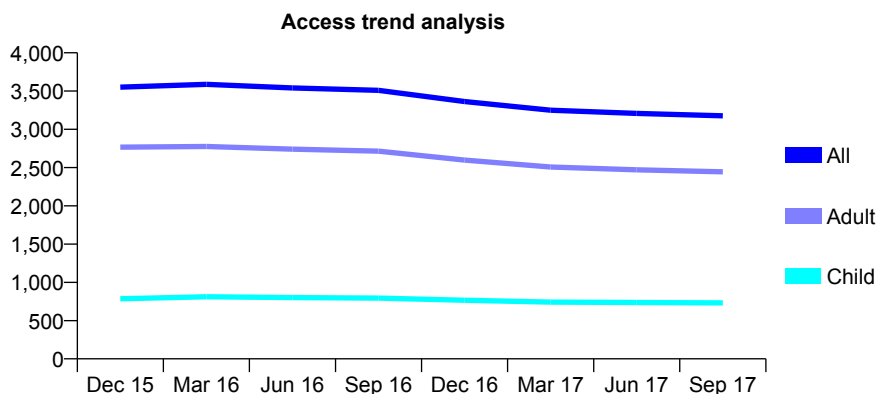
7A3 - Vital Signs At a Glance Contract Report for 949825/0001 - September 2017

Name or company name	MR DJ WILLIAMS
Contract type name	GDS Contract
Purpose of contract	General
Contract start date	01/09/2008
Contract end date	

17/18 Contracted general activity (UDA)	9,500
Carry forward general activity (UDA)	0
17/18 Contracted orthodontic activity (UOA)	0
Carry forward orthodontic activity (UOA)	0
Baseline contract value	£224,614.56

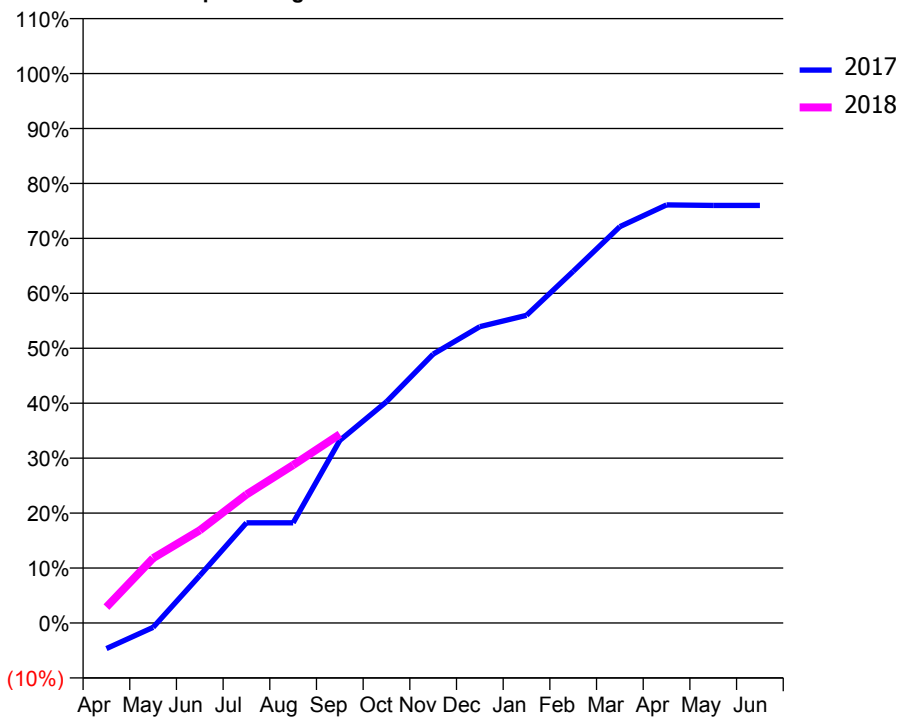
ACCESS*

Patients seen in 24 months	Total	Change since previous quarter
Quarter ending September 2016	3,509	
Quarter ending December 2016	3,363	↓
Quarter ending March 2017	3,249	↓
Quarter ending June 2017	3,208	↓
Quarter ending September 2017	3,176	→
Variance since September 2016	(9.5%)	↓



ACTIVITY

Cumulative percentage of contracted UDA delivered 2017 & 2018



Adjusted Scheduled Activity (UDA)

Month	2017	2018
April	-559	275
May	-97	1,121
June	1,030	1,604
July	2,178	2,220
August	2,178	2,731
September	3,969	3,263
October	4,810	
November	5,844	
December	6,441	
January	6,686	
February	7,642	
March	8,612	
April	9,085	
May	9,073	
June	9,073	

QUALITY

	Quantity	Base Number	Contract	LHB	Wales
% of FP17s for the same patient ID Re-attending within 3 months - Children	29	502	5.8%	9.7%	10.9%
% of FP17s for the same patient ID Re-attending within 3 months - Adults	176	1,291	13.6%	14.5%	16.2%
% of FP17s for the same patient ID Re-attending between 3 & 9 months - Children	313	502	62.4%	54.3%	58.9%
% of FP17s for the same patient ID Re-attending between 3 & 9 months - Adults	710	1,291	55.0%	51.4%	55.2%
% of FP17s for Band 1 Urgent Courses	123	1,604	7.7%	9.3%	9.1%
% of FP17s Relating to Free Repair or Replacements	16	1,604	1.0%	0.8%	0.8%
% of FP17s Relating to Continuations	15	1,604	0.9%	0.7%	0.8%
% of Patients satisfied with the dentistry they have received	10	13	76.9%	93.7%	92.0%
% of Patients satisfied with the time they had to wait for an appointment	9	13	69.2%	88.9%	87.6%

* This is based on patients treated on this contract for their most recent course of treatment. Figures in italics indicate the base number of FP17s or Patient Questionnaire responses are less than 100. N/A is shown where the base number of responses is less than 10 during the period. % is calculated as Quantity/Base number*100

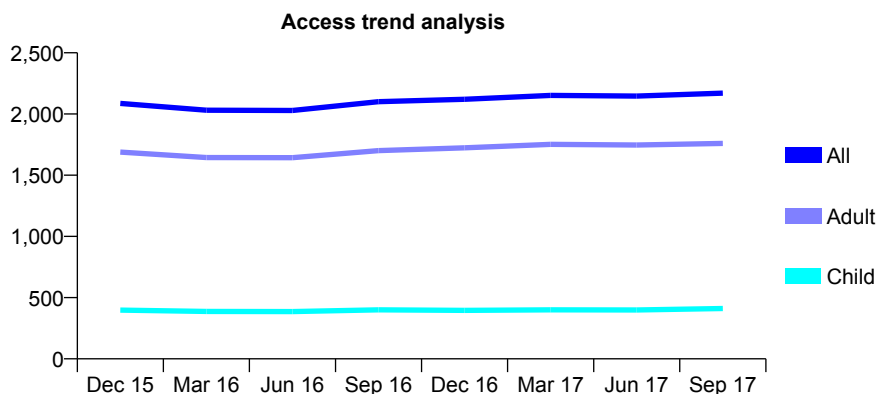
7A3 - Vital Signs At a Glance Contract Report for 999172/0001 - September 2017

Name or company name	MR B AARON
Contract type name	GDS Contract
Purpose of contract	General
Contract start date	01/04/2006
Contract end date	

17/18 Contracted general activity (UDA)	5,750
Carry forward general activity (UDA)	0
17/18 Contracted orthodontic activity (UOA)	0
Carry forward orthodontic activity (UOA)	0
Baseline contract value	£141,445.40

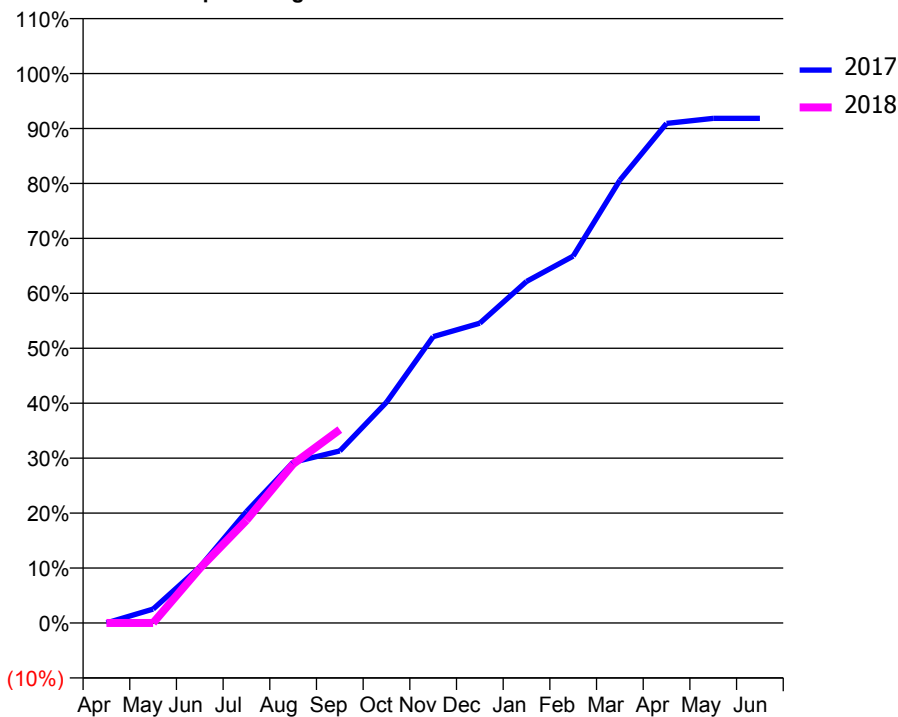
ACCESS*

Patients seen in 24 months	Total	Change since previous quarter
Quarter ending September 2016	2,101	
Quarter ending December 2016	2,120	→
Quarter ending March 2017	2,152	→
Quarter ending June 2017	2,146	→
Quarter ending September 2017	2,171	→
Variance since September 2016	3.3%	↑



ACTIVITY

Cumulative percentage of contracted UDA delivered 2017 & 2018



Adjusted Scheduled Activity (UDA)

Month	2017	2018
April	0	0
May	146	0
June	585	571
July	1,166	1,075
August	1,682	1,664
September	1,800	2,024
October	2,310	
November	2,996	
December	3,137	
January	3,574	
February	3,839	
March	4,633	
April	5,228	
May	5,281	
June	5,281	

QUALITY

	Quantity	Base Number	Contract	LHB	Wales
% of FP17s for the same patient ID Re-attending within 3 months - Children	4	308	1.3%	9.7%	10.9%
% of FP17s for the same patient ID Re-attending within 3 months - Adults	22	1,152	1.9%	14.5%	16.2%
% of FP17s for the same patient ID Re-attending between 3 & 9 months - Children	156	308	50.6%	54.3%	58.9%
% of FP17s for the same patient ID Re-attending between 3 & 9 months - Adults	620	1,152	53.8%	51.4%	55.2%
% of FP17s for Band 1 Urgent Courses	13	1,146	1.1%	9.3%	9.1%
% of FP17s Relating to Free Repair or Replacements	7	1,146	0.6%	0.8%	0.8%
% of FP17s Relating to Continuations	0	1,146	0.0%	0.7%	0.8%
% of Patients satisfied with the dentistry they have received	8	10	80.0%	93.7%	92.0%
% of Patients satisfied with the time they had to wait for an appointment	8	10	80.0%	88.9%	87.6%

* This is based on patients treated on this contract for their most recent course of treatment. Figures in italics indicate the base number of FP17s or Patient Questionnaire responses are less than 100. N/A is shown where the base number of responses is less than 10 during the period. % is calculated as Quantity/Base number*100

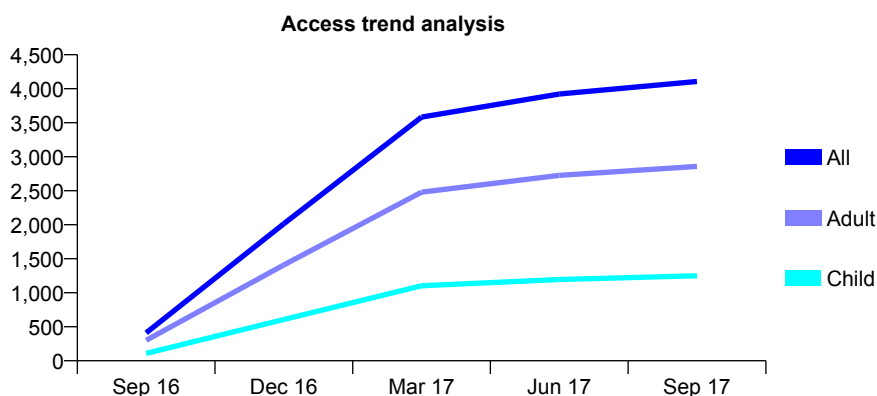
7A4 - Vital Signs At a Glance Contract Report for 100209/0000 - September 2017

Name or company name	E M Roberts & K E Palmer
Contract type name	GDS Contract
Purpose of contract	General
Contract start date	01/09/2016
Contract end date	

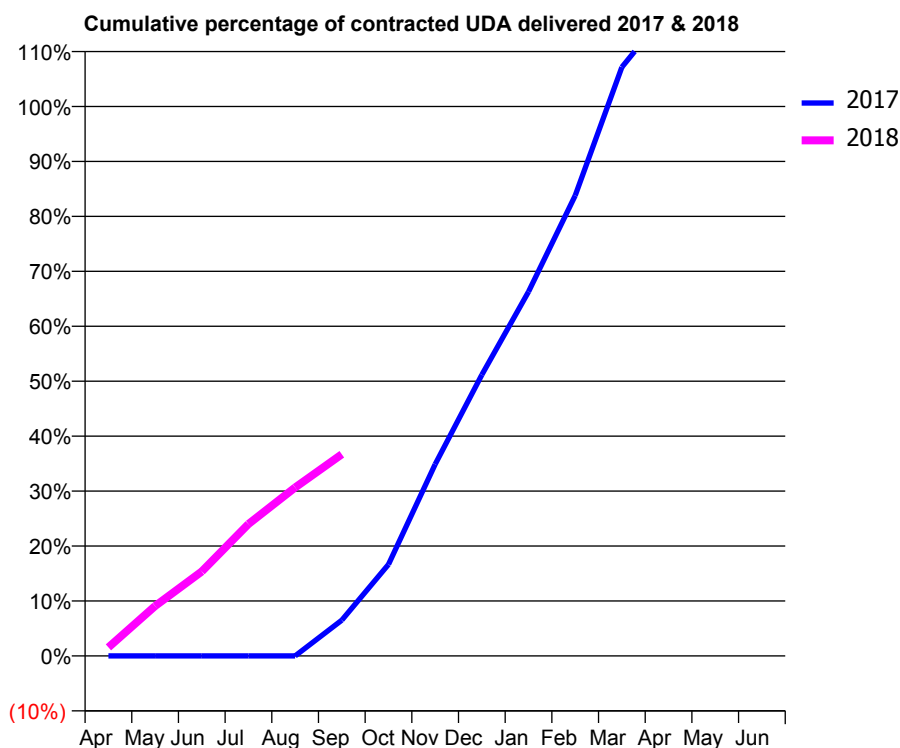
17/18 Contracted general activity (UDA)	14,863
Carry forward general activity (UDA)	0
17/18 Contracted orthodontic activity (UOA)	0
Carry forward orthodontic activity (UOA)	0
Baseline contract value	£337,594.70

ACCESS*

Patients seen in 24 months	Total	Change since previous quarter
Quarter ending September 2016	410	
Quarter ending December 2016	2,015	↑
Quarter ending March 2017	3,583	↑
Quarter ending June 2017	3,922	↑
Quarter ending September 2017	4,107	↑
Variance since September 2016	901.7%	↑



ACTIVITY



Month	Adjusted Scheduled Activity (UDA)	
	2017	2018
April	0	233
May	0	1,352
June	0	2,285
July	0	3,570
August	0	4,558
September	495	5,455
October	1,268	
November	2,654	
December	3,892	
January	5,043	
February	6,375	
March	8,153	
April	8,940	
May	8,932	
June	8,947	

QUALITY

	Quantity	Base Number	Contract	LHB	Wales
% of FP17s for the same patient ID Re-attending within 3 months - Children	44	969	4.5%	8.8%	10.9%
% of FP17s for the same patient ID Re-attending within 3 months - Adults	327	2,349	13.9%	15.7%	16.2%
% of FP17s for the same patient ID Re-attending between 3 & 9 months - Children	640	969	66.0%	57.3%	58.9%
% of FP17s for the same patient ID Re-attending between 3 & 9 months - Adults	1,452	2,349	61.8%	55.1%	55.2%
% of FP17s for Band 1 Urgent Courses	149	2,971	5.0%	9.6%	9.1%
% of FP17s Relating to Free Repair or Replacements	40	2,971	1.3%	0.8%	0.8%
% of FP17s Relating to Continuations	8	2,971	0.3%	0.9%	0.8%
% of Patients satisfied with the dentistry they have received	27	28	96.4%	92.0%	92.0%
% of Patients satisfied with the time they had to wait for an appointment	26	28	92.9%	88.0%	87.6%

* This is based on patients treated on this contract for their most recent course of treatment. Figures in italics indicate the base number of FP17s or Patient Questionnaire responses are less than 100. N/A is shown where the base number of responses is less than 10 during the period. % is calculated as Quantity/Base number*100

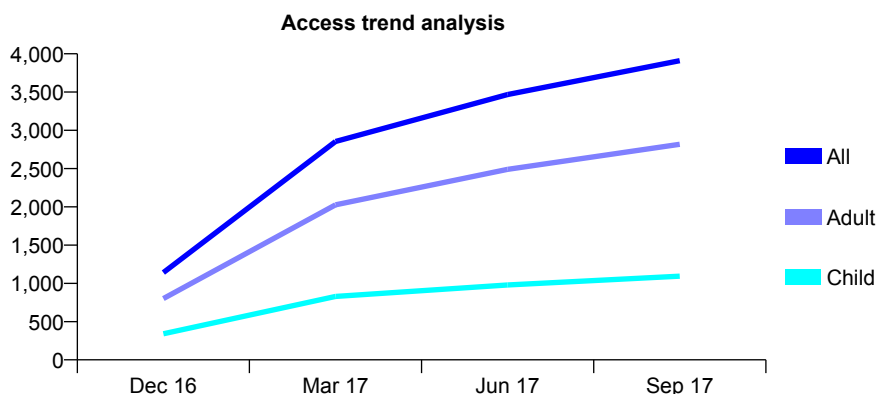
7A4 - Vital Signs At a Glance Contract Report for 100224/0000 - September 2017

Name or company name	Gwena Ltd
Contract type name	PDS Contract
Purpose of contract	General
Contract start date	01/11/2016
Contract end date	13/10/2026

17/18 Contracted general activity (UDA)	16,962
Carry forward general activity (UDA)	0
17/18 Contracted orthodontic activity (UOA)	0
Carry forward orthodontic activity (UOA)	0
Baseline contract value	£425,329.73

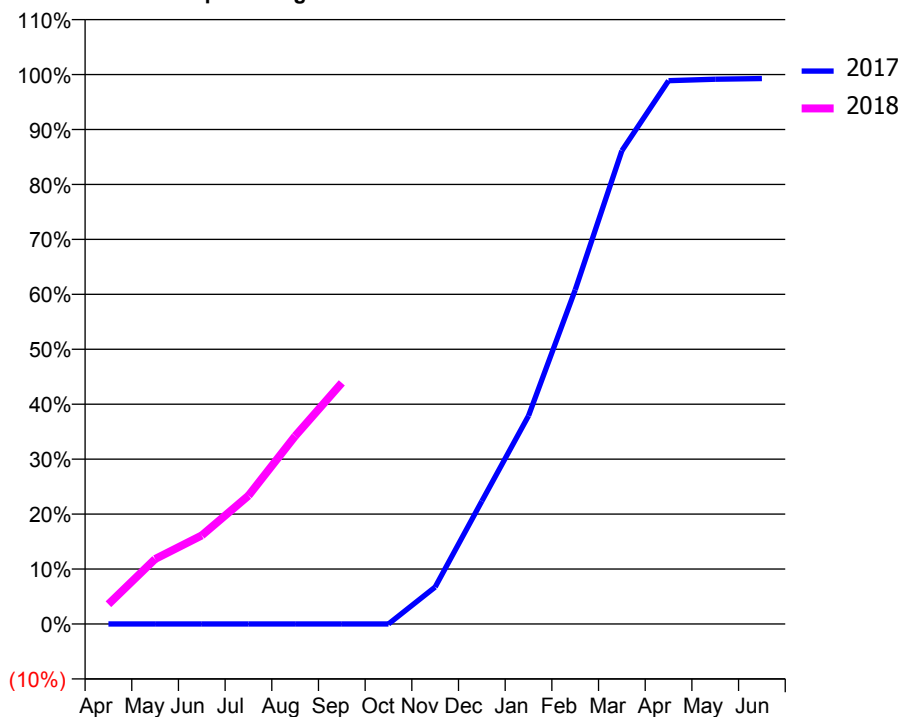
ACCESS*

Patients seen in 24 months	Total	Change since previous quarter
Quarter ending September 2016	0	
Quarter ending December 2016	1,141	↑
Quarter ending March 2017	2,854	↑
Quarter ending June 2017	3,468	↑
Quarter ending September 2017	3,911	↑
Variance since September 2016	N/A	



ACTIVITY

Cumulative percentage of contracted UDA delivered 2017 & 2018



Adjusted Scheduled Activity (UDA)

Month	2017	2018
April	0	610
May	0	2,008
June	0	2,737
July	0	3,961
August	0	5,802
September	0	7,444
October	0	
November	476	
December	1,580	
January	2,679	
February	4,298	
March	6,088	
April	6,989	
May	7,007	
June	7,017	

QUALITY

	Quantity	Base Number	Contract	LHB	Wales
% of FP17s for the same patient ID Re-attending within 3 months - Children	51	996	5.1%	8.8%	10.9%
% of FP17s for the same patient ID Re-attending within 3 months - Adults	321	2,559	12.5%	15.7%	16.2%
% of FP17s for the same patient ID Re-attending between 3 & 9 months - Children	553	996	55.5%	57.3%	58.9%
% of FP17s for the same patient ID Re-attending between 3 & 9 months - Adults	1,237	2,559	48.3%	55.1%	55.2%
% of FP17s for Band 1 Urgent Courses	149	3,286	4.5%	9.6%	9.1%
% of FP17s Relating to Free Repair or Replacements	31	3,286	0.9%	0.8%	0.8%
% of FP17s Relating to Continuations	3	3,286	0.1%	0.9%	0.8%
% of Patients satisfied with the dentistry they have received	15	16	93.8%	92.0%	92.0%
% of Patients satisfied with the time they had to wait for an appointment	15	16	93.8%	88.0%	87.6%

* This is based on patients treated on this contract for their most recent course of treatment. Figures in italics indicate the base number of FP17s or Patient Questionnaire responses are less than 100. N/A is shown where the base number of responses is less than 10 during the period. % is calculated as Quantity/Base number*100

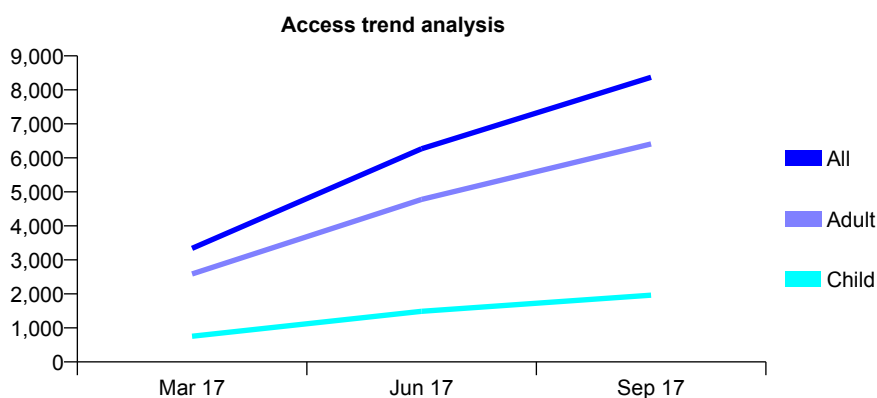
7A4 - Vital Signs At a Glance Contract Report for 100258/0000 - September 2017

Name or company name	Rodericks (Wales) Ltd
Contract type name	GDS Contract
Purpose of contract	General
Contract start date	01/01/2017
Contract end date	

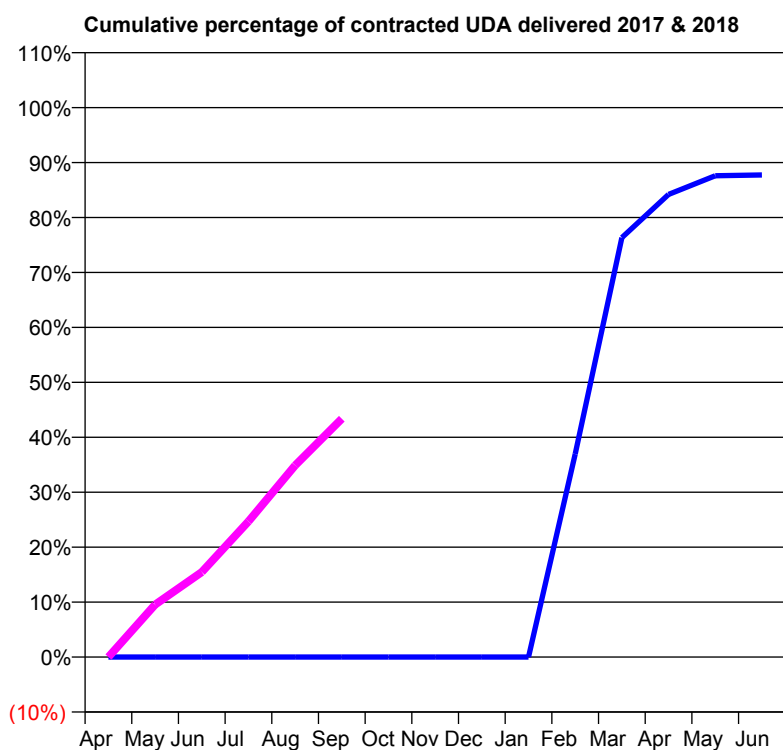
17/18 Contracted general activity (UDA)	34,629
Carry forward general activity (UDA)	0
17/18 Contracted orthodontic activity (UOA)	0
Carry forward orthodontic activity (UOA)	0
Baseline contract value	£900,737.29

ACCESS*

Patients seen in 24 months	Total	Change since previous quarter
Quarter ending September 2016	0	
Quarter ending December 2016	0	
Quarter ending March 2017	3,340	
Quarter ending June 2017	6,268	↑
Quarter ending September 2017	8,372	↑
Variance since September 2016	N/A	



ACTIVITY



Month	Adjusted Scheduled Activity (UDA)	
	2017	2018
April	0	0
May	0	3,306
June	0	5,353
July	0	8,552
August	0	12,080
September	0	15,021
October	0	0
November	0	0
December	0	0
January	0	0
February	3,198	0
March	6,608	0
April	7,289	0
May	7,582	0
June	7,596	0

QUALITY

	Quantity	Base Number	Contract	LHB	Wales
% of FP17s for the same patient ID Re-attending within 3 months - Children	136	1,838	7.4%	8.8%	10.9%
% of FP17s for the same patient ID Re-attending within 3 months - Adults	1,118	6,554	17.1%	15.7%	16.2%
% of FP17s for the same patient ID Re-attending between 3 & 9 months - Children	390	1,838	21.2%	57.3%	58.9%
% of FP17s for the same patient ID Re-attending between 3 & 9 months - Adults	1,490	6,554	22.7%	55.1%	55.2%
% of FP17s for Band 1 Urgent Courses	876	7,827	11.2%	9.6%	9.1%
% of FP17s Relating to Free Repair or Replacements	50	7,827	0.6%	0.8%	0.8%
% of FP17s Relating to Continuations	45	7,827	0.6%	0.9%	0.8%
% of Patients satisfied with the dentistry they have received	9	11	81.8%	92.0%	92.0%
% of Patients satisfied with the time they had to wait for an appointment	8	11	72.7%	88.0%	87.6%

* This is based on patients treated on this contract for their most recent course of treatment. Figures in italics indicate the base number of FP17s or Patient Questionnaire responses are less than 100. N/A is shown where the base number of responses is less than 10 during the period. % is calculated as Quantity/Base number*100

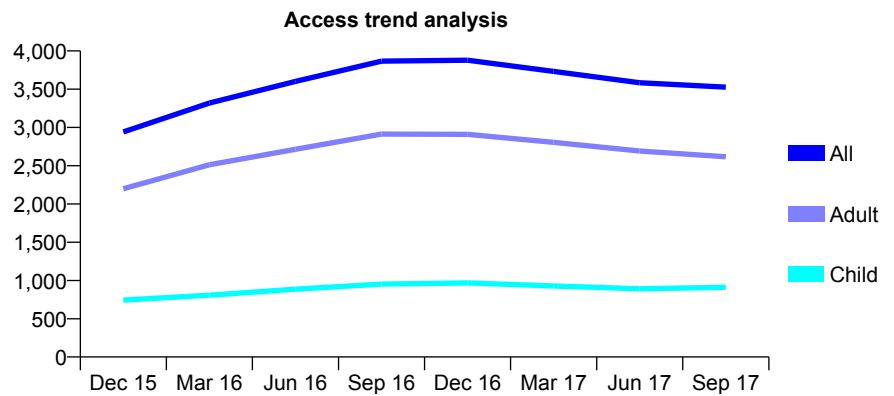
7A4 - Vital Signs At a Glance Contract Report for 101338/0151 - September 2017

Name or company name	Whitecross Dental Care Limited
Contract type name	GDS Contract
Purpose of contract	General
Contract start date	01/11/2014
Contract end date	

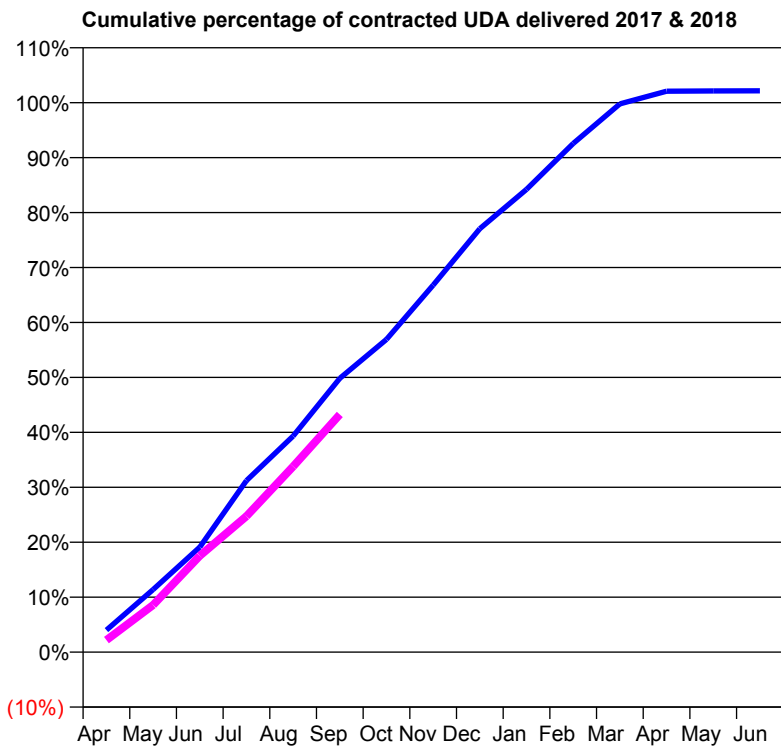
17/18 Contracted general activity (UDA)	11,700
Carry forward general activity (UDA)	0
17/18 Contracted orthodontic activity (UOA)	0
Carry forward orthodontic activity (UOA)	0
Baseline contract value	£285,181.43

ACCESS*

Patients seen in 24 months	Total	Change since previous quarter
Quarter ending September 2016	3,867	
Quarter ending December 2016	3,879	→
Quarter ending March 2017	3,733	↓
Quarter ending June 2017	3,584	↓
Quarter ending September 2017	3,527	↓
Variance since September 2016	(8.8%)	↓



ACTIVITY



Month	Adjusted Scheduled Activity (UDA)	
	2017	2018
April	470	258
May	1,334	1,004
June	2,235	2,050
July	3,652	2,894
August	4,600	3,953
September	5,829	5,060
October	6,660	
November	7,816	
December	9,015	
January	9,853	
February	10,829	
March	11,672	
April	11,944	
May	11,949	
June	11,952	

QUALITY

	Quantity	Base Number	Contract	LHB	Wales
% of FP17s for the same patient ID Re-attending within 3 months - Children	13	560	2.3%	8.8%	10.9%
% of FP17s for the same patient ID Re-attending within 3 months - Adults	78	1,533	5.1%	15.7%	16.2%
% of FP17s for the same patient ID Re-attending between 3 & 9 months - Children	280	560	50.0%	57.3%	58.9%
% of FP17s for the same patient ID Re-attending between 3 & 9 months - Adults	987	1,533	64.4%	55.1%	55.2%
% of FP17s for Band 1 Urgent Courses	54	1,968	2.7%	9.6%	9.1%
% of FP17s Relating to Free Repair or Replacements	10	1,968	0.5%	0.8%	0.8%
% of FP17s Relating to Continuations	4	1,968	0.2%	0.9%	0.8%
% of Patients satisfied with the dentistry they have received	14	18	77.8%	92.0%	92.0%
% of Patients satisfied with the time they had to wait for an appointment	12	18	66.7%	88.0%	87.6%

* This is based on patients treated on this contract for their most recent course of treatment. Figures in italics indicate the base number of FP17s or Patient Questionnaire responses are less than 100. N/A is shown where the base number of responses is less than 10 during the period. % is calculated as Quantity/Base number*100

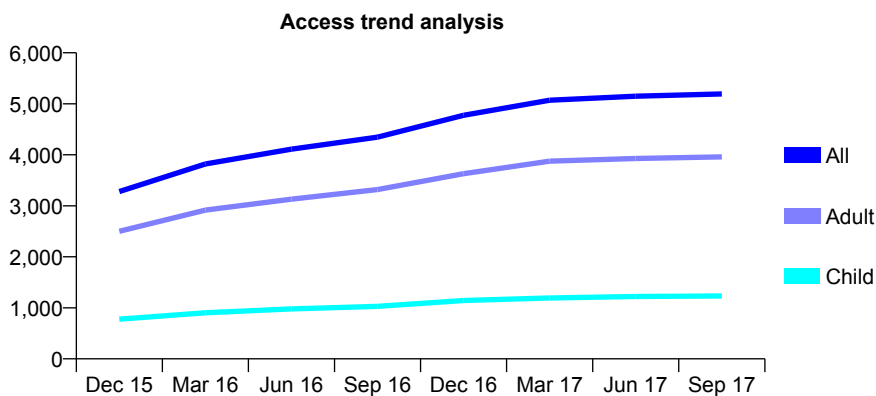
7A4 - Vital Signs At a Glance Contract Report for 101338/0152 - September 2017

Name or company name	Whitecross Dental Care Limited
Contract type name	GDS Contract
Purpose of contract	General
Contract start date	01/04/2015
Contract end date	

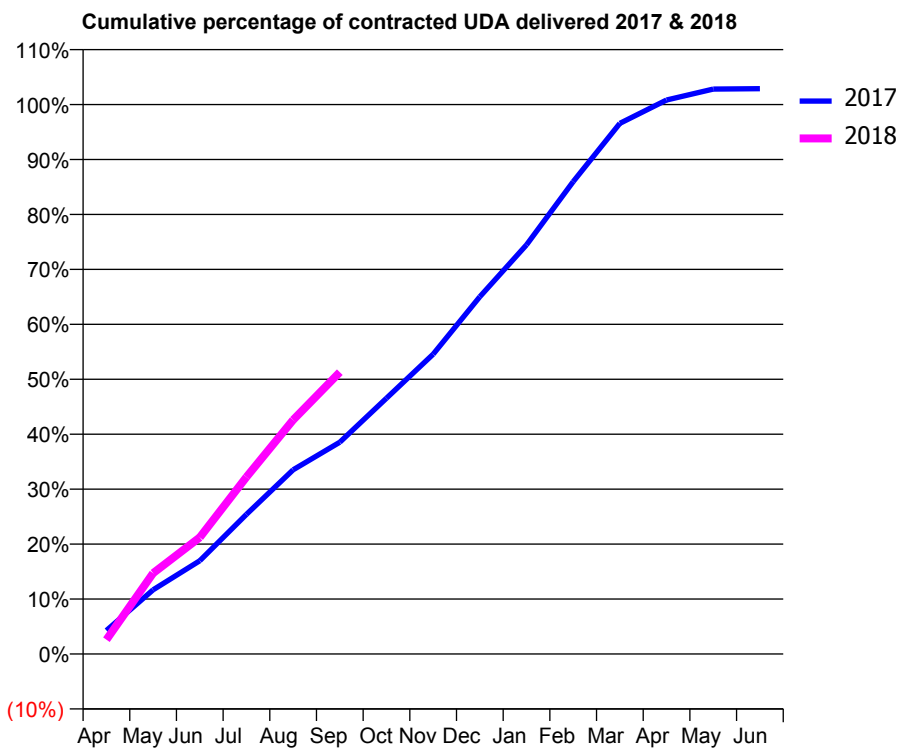
17/18 Contracted general activity (UDA)	13,434
Carry forward general activity (UDA)	0
17/18 Contracted orthodontic activity (UOA)	0
Carry forward orthodontic activity (UOA)	0
Baseline contract value	£351,669.40

ACCESS*

Patients seen in 24 months	Total	Change since previous quarter
Quarter ending September 2016	4,347	
Quarter ending December 2016	4,775	↑
Quarter ending March 2017	5,070	↑
Quarter ending June 2017	5,150	→
Quarter ending September 2017	5,193	→
Variance since September 2016	19.5%	↑



ACTIVITY



Month	Adjusted Scheduled Activity (UDA)	
	2017	2018
April	575	349
May	1,569	1,979
June	2,281	2,852
July	3,413	4,328
August	4,504	5,722
September	5,180	6,890
October	6,254	
November	7,329	
December	8,737	
January	10,005	
February	11,549	
March	12,974	
April	13,544	
May	13,811	
June	13,820	

QUALITY

	Quantity	Base Number	Contract	LHB	Wales
% of FP17s for the same patient ID Re-attending within 3 months - Children	31	800	3.9%	8.8%	10.9%
% of FP17s for the same patient ID Re-attending within 3 months - Adults	210	2,462	8.5%	15.7%	16.2%
% of FP17s for the same patient ID Re-attending between 3 & 9 months - Children	347	800	43.4%	57.3%	58.9%
% of FP17s for the same patient ID Re-attending between 3 & 9 months - Adults	1,162	2,462	47.2%	55.1%	55.2%
% of FP17s for Band 1 Urgent Courses	136	2,910	4.7%	9.6%	9.1%
% of FP17s Relating to Free Repair or Replacements	9	2,910	0.3%	0.8%	0.8%
% of FP17s Relating to Continuations	21	2,910	0.7%	0.9%	0.8%
% of Patients satisfied with the dentistry they have received	14	15	93.3%	92.0%	92.0%
% of Patients satisfied with the time they had to wait for an appointment	14	15	93.3%	88.0%	87.6%

* This is based on patients treated on this contract for their most recent course of treatment. Figures in italics indicate the base number of FP17s or Patient Questionnaire responses are less than 100. N/A is shown where the base number of responses is less than 10 during the period. % is calculated as Quantity/Base number*100

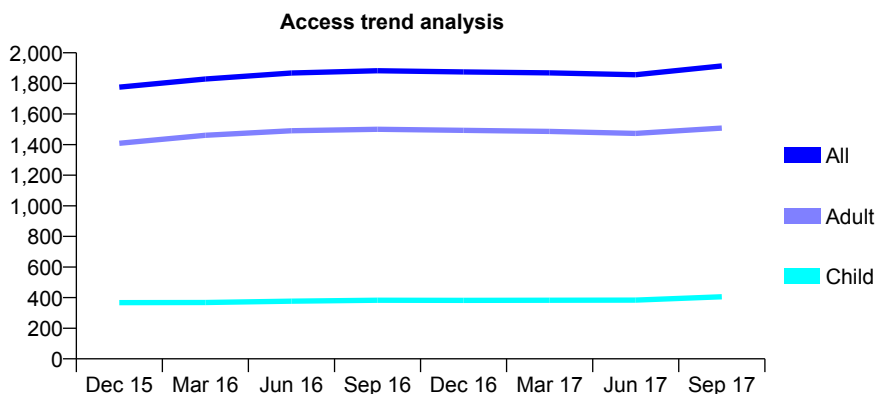
7A4 - Vital Signs At a Glance Contract Report for 104272/0001 - September 2017

Name or company name	Dragon Tears Limited
Contract type name	GDS Contract
Purpose of contract	General
Contract start date	01/07/2014
Contract end date	

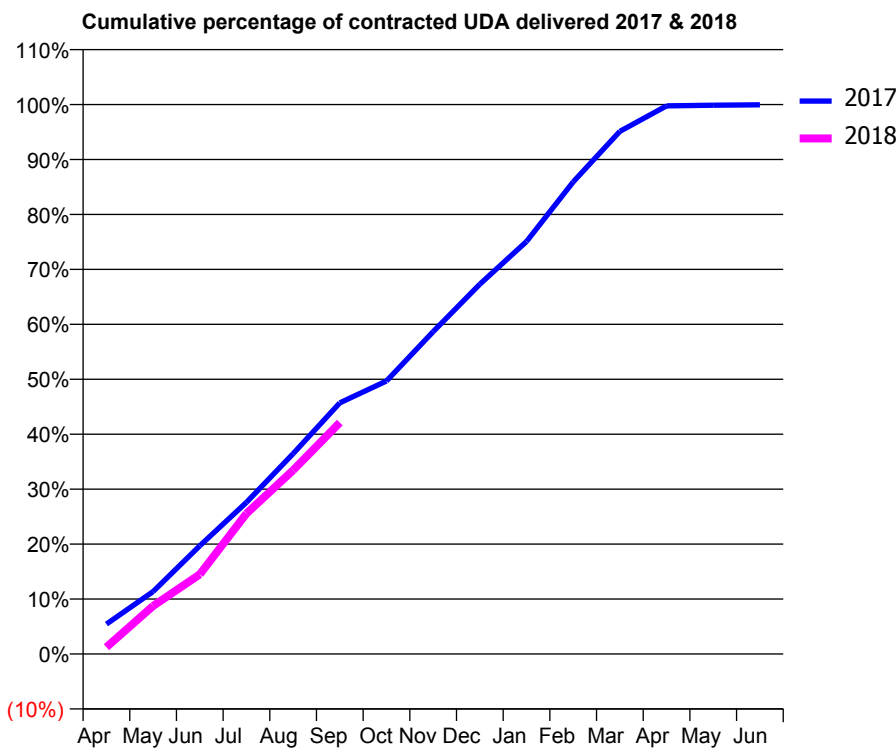
17/18 Contracted general activity (UDA)	6,026
Carry forward general activity (UDA)	0
17/18 Contracted orthodontic activity (UOA)	0
Carry forward orthodontic activity (UOA)	0
Baseline contract value	£155,284.21

ACCESS*

Patients seen in 24 months	Total	Change since previous quarter
Quarter ending September 2016	1,883	
Quarter ending December 2016	1,875	→
Quarter ending March 2017	1,869	→
Quarter ending June 2017	1,857	→
Quarter ending September 2017	1,914	↑
Variance since September 2016	1.6%	→



ACTIVITY



Month	Adjusted Scheduled Activity (UDA)	
	2017	2018
April	328	75
May	686	528
June	1,187	873
July	1,663	1,541
August	2,197	2,016
September	2,755	2,538
October	2,994	
November	3,535	
December	4,055	
January	4,524	
February	5,177	
March	5,732	
April	6,011	
May	6,018	
June	6,023	

QUALITY

	Quantity	Base Number	Contract	LHB	Wales
% of FP17s for the same patient ID Re-attending within 3 months - Children	16	282	5.7%	8.8%	10.9%
% of FP17s for the same patient ID Re-attending within 3 months - Adults	216	1,171	18.4%	15.7%	16.2%
% of FP17s for the same patient ID Re-attending between 3 & 9 months - Children	132	282	46.8%	57.3%	58.9%
% of FP17s for the same patient ID Re-attending between 3 & 9 months - Adults	628	1,171	53.6%	55.1%	55.2%
% of FP17s for Band 1 Urgent Courses	134	1,340	10.0%	9.6%	9.1%
% of FP17s Relating to Free Repair or Replacements	7	1,340	0.5%	0.8%	0.8%
% of FP17s Relating to Continuations	17	1,340	1.3%	0.9%	0.8%
% of Patients satisfied with the dentistry they have received	15	16	93.8%	92.0%	92.0%
% of Patients satisfied with the time they had to wait for an appointment	13	16	81.3%	88.0%	87.6%

* This is based on patients treated on this contract for their most recent course of treatment. Figures in italics indicate the base number of FP17s or Patient Questionnaire responses are less than 100. N/A is shown where the base number of responses is less than 10 during the period. % is calculated as Quantity/Base number*100

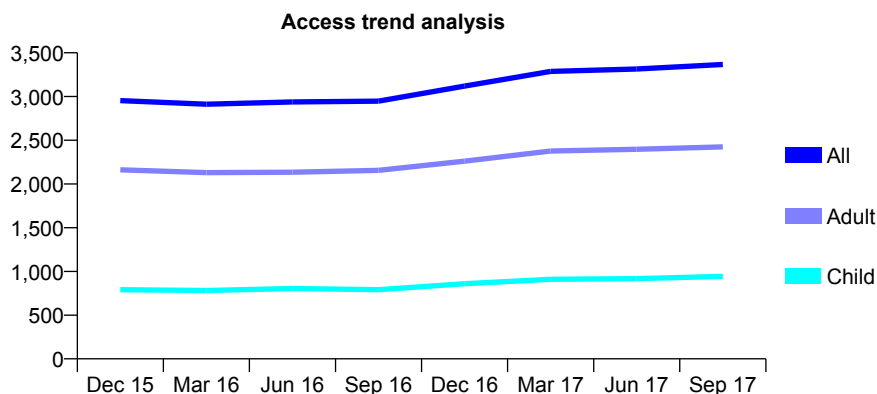
7A4 - Vital Signs At a Glance Contract Report for 105015/0001 - September 2017

Name or company name	Colchester Dental Surgery Limited
Contract type name	GDS Contract
Purpose of contract	General
Contract start date	01/06/2011
Contract end date	

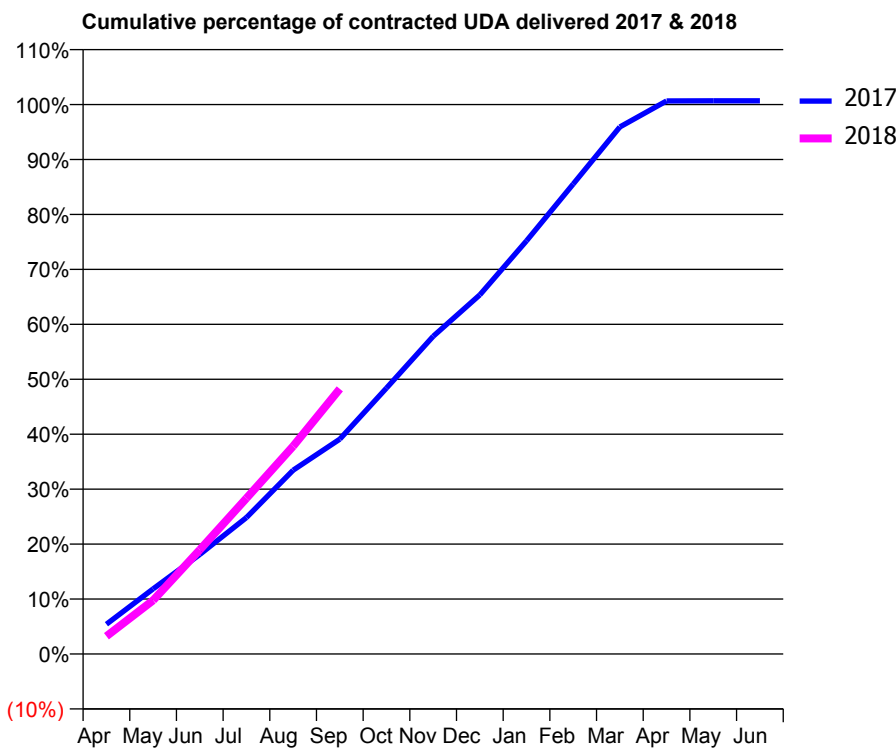
17/18 Contracted general activity (UDA)	8,429
Carry forward general activity (UDA)	0
17/18 Contracted orthodontic activity (UOA)	0
Carry forward orthodontic activity (UOA)	0
Baseline contract value	£185,240.80

ACCESS*

Patients seen in 24 months	Total	Change since previous quarter
Quarter ending September 2016	2,947	
Quarter ending December 2016	3,120	↑
Quarter ending March 2017	3,287	↑
Quarter ending June 2017	3,314	→
Quarter ending September 2017	3,367	→
Variance since September 2016	14.3%	↑



ACTIVITY



Month	Adjusted Scheduled Activity (UDA)	
	2017	2018
April	458	273
May	1,000	823
June	1,527	1,598
July	2,094	2,391
August	2,819	3,188
September	3,296	4,068
October	4,079	
November	4,874	
December	5,509	
January	6,338	
February	7,208	
March	8,084	
April	8,483	
May	8,485	
June	8,486	

QUALITY

	Quantity	Base Number	Contract	LHB	Wales
% of FP17s for the same patient ID Re-attending within 3 months - Children	66	772	8.5%	8.8%	10.9%
% of FP17s for the same patient ID Re-attending within 3 months - Adults	237	1,868	12.7%	15.7%	16.2%
% of FP17s for the same patient ID Re-attending between 3 & 9 months - Children	514	772	66.6%	57.3%	58.9%
% of FP17s for the same patient ID Re-attending between 3 & 9 months - Adults	1,178	1,868	63.1%	55.1%	55.2%
% of FP17s for Band 1 Urgent Courses	171	2,415	7.1%	9.6%	9.1%
% of FP17s Relating to Free Repair or Replacements	7	2,415	0.3%	0.8%	0.8%
% of FP17s Relating to Continuations	4	2,415	0.2%	0.9%	0.8%
% of Patients satisfied with the dentistry they have received	8	9	N/A	92.0%	92.0%
% of Patients satisfied with the time they had to wait for an appointment	7	9	N/A	88.0%	87.6%

* This is based on patients treated on this contract for their most recent course of treatment. Figures in italics indicate the base number of FP17s or Patient Questionnaire responses are less than 100. N/A is shown where the base number of responses is less than 10 during the period. % is calculated as Quantity/Base number*100

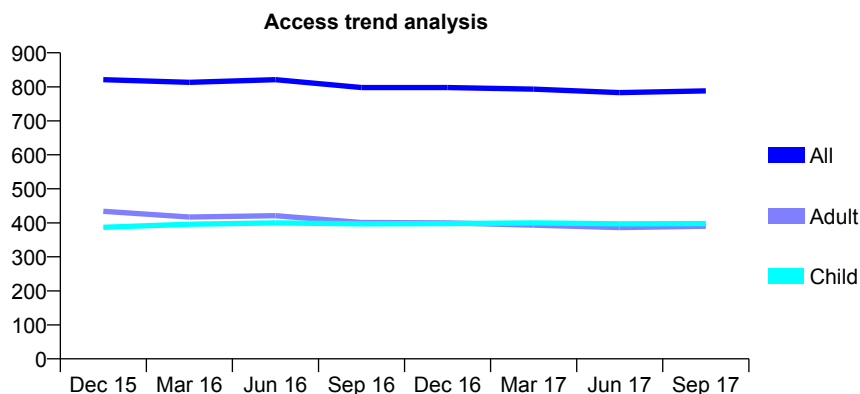
7A4 - Vital Signs At a Glance Contract Report for 107107/0001 - September 2017

Name or company name	Jenkins Locum & Administration Services L
Contract type name	GDS Contract
Purpose of contract	General
Contract start date	01/07/2007
Contract end date	

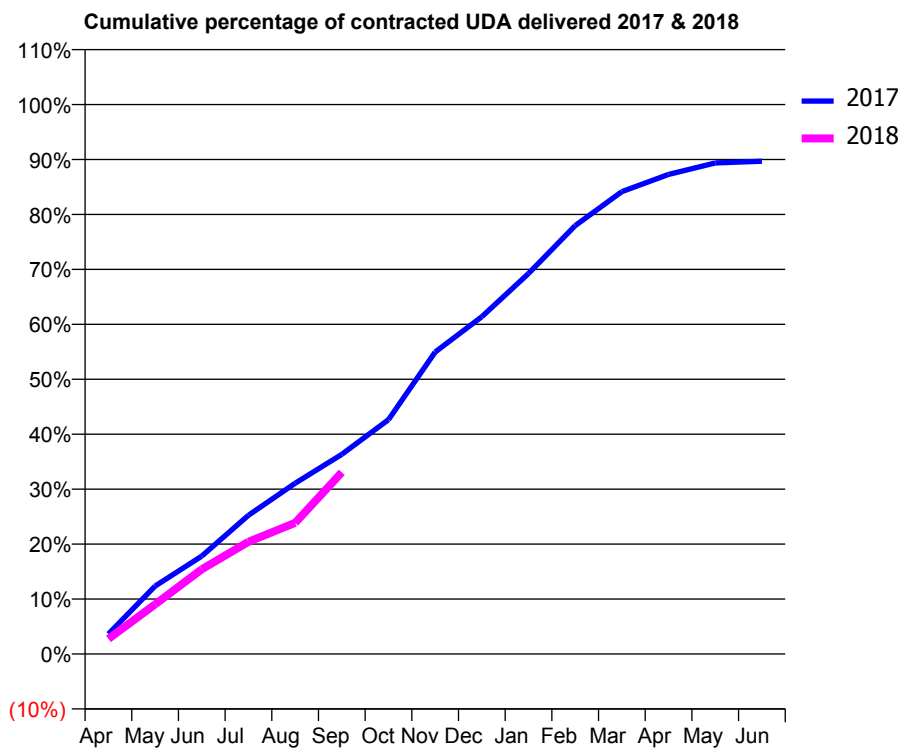
17/18 Contracted general activity (UDA)	2,372
Carry forward general activity (UDA)	0
17/18 Contracted orthodontic activity (UOA)	0
Carry forward orthodontic activity (UOA)	0
Baseline contract value	£59,281.24

ACCESS*

Patients seen in 24 months	Total	Change since previous quarter
Quarter ending September 2016	798	
Quarter ending December 2016	798	→
Quarter ending March 2017	793	→
Quarter ending June 2017	783	↓
Quarter ending September 2017	788	→
Variance since September 2016	(1.3%)	↓



ACTIVITY



Month	Adjusted Scheduled Activity (UDA)	
	2017	2018
April	93	65
May	314	215
June	454	366
July	642	484
August	791	566
September	924	784
October	1,085	
November	1,398	
December	1,561	
January	1,762	
February	1,983	
March	2,141	
April	2,221	
May	2,274	
June	2,282	

QUALITY

	Quantity	Base Number	Contract	LHB	Wales
% of FP17s for the same patient ID Re-attending within 3 months - Children	21	336	6.3%	8.8%	10.9%
% of FP17s for the same patient ID Re-attending within 3 months - Adults	35	237	14.8%	15.7%	16.2%
% of FP17s for the same patient ID Re-attending between 3 & 9 months - Children	221	336	65.8%	57.3%	58.9%
% of FP17s for the same patient ID Re-attending between 3 & 9 months - Adults	132	237	55.7%	55.1%	55.2%
% of FP17s for Band 1 Urgent Courses	31	488	6.4%	9.6%	9.1%
% of FP17s Relating to Free Repair or Replacements	0	488	0.0%	0.8%	0.8%
% of FP17s Relating to Continuations	3	488	0.6%	0.9%	0.8%
% of Patients satisfied with the dentistry they have received	3	4	N/A	92.0%	92.0%
% of Patients satisfied with the time they had to wait for an appointment	3	4	N/A	88.0%	87.6%

* This is based on patients treated on this contract for their most recent course of treatment. Figures in italics indicate the base number of FP17s or Patient Questionnaire responses are less than 100. N/A is shown where the base number of responses is less than 10 during the period. % is calculated as Quantity/Base number*100

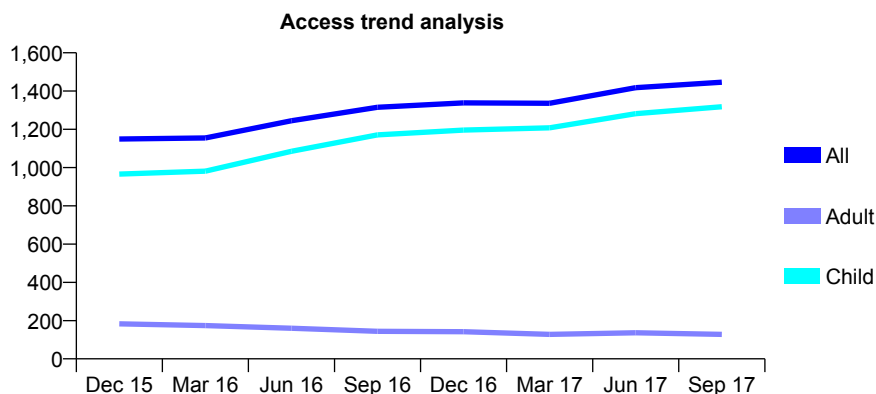
7A4 - Vital Signs At a Glance Contract Report for 108014/0001 - September 2017

Name or company name	Smiles Studio Penarth Ltd
Contract type name	GDS Contract
Purpose of contract	General
Contract start date	01/01/2012
Contract end date	

17/18 Contracted general activity (UDA)	2,750
Carry forward general activity (UDA)	0
17/18 Contracted orthodontic activity (UOA)	0
Carry forward orthodontic activity (UOA)	0
Baseline contract value	£69,657.64

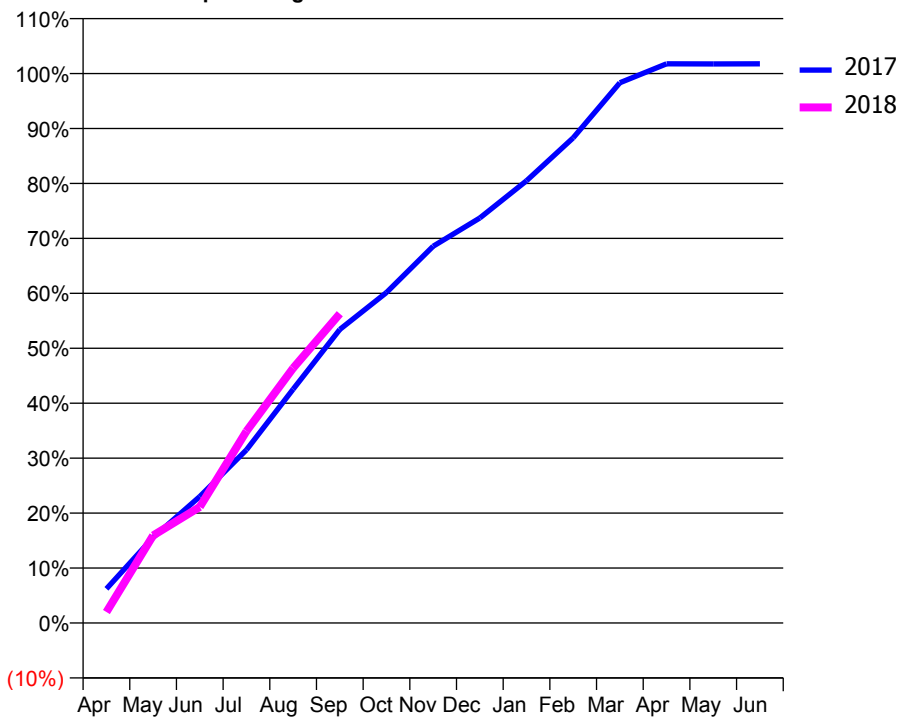
ACCESS*

Patients seen in 24 months	Total	Change since previous quarter
Quarter ending September 2016	1,315	
Quarter ending December 2016	1,338	→
Quarter ending March 2017	1,336	→
Quarter ending June 2017	1,418	↑
Quarter ending September 2017	1,446	→
Variance since September 2016	10.0%	↑



ACTIVITY

Cumulative percentage of contracted UDA delivered 2017 & 2018



Month	Adjusted Scheduled Activity (UDA)	
	2017	2018
April	171	55
May	428	438
June	633	581
July	866	960
August	1,170	1,275
September	1,469	1,548
October	1,654	
November	1,886	
December	2,027	
January	2,213	
February	2,428	
March	2,704	
April	2,799	
May	2,798	
June	2,799	

QUALITY

	Quantity	Base Number	Contract	LHB	Wales
% of FP17s for the same patient ID Re-attending within 3 months - Children	101	1,168	8.6%	8.8%	10.9%
% of FP17s for the same patient ID Re-attending within 3 months - Adults	7	34	20.6%	15.7%	16.2%
% of FP17s for the same patient ID Re-attending between 3 & 9 months - Children	661	1,168	56.6%	57.3%	58.9%
% of FP17s for the same patient ID Re-attending between 3 & 9 months - Adults	15	34	44.1%	55.1%	55.2%
% of FP17s for Band 1 Urgent Courses	48	1,123	4.3%	9.6%	9.1%
% of FP17s Relating to Free Repair or Replacements	0	1,123	0.0%	0.8%	0.8%
% of FP17s Relating to Continuations	0	1,123	0.0%	0.9%	0.8%
% of Patients satisfied with the dentistry they have received	3	4	N/A	92.0%	92.0%
% of Patients satisfied with the time they had to wait for an appointment	3	4	N/A	88.0%	87.6%

* This is based on patients treated on this contract for their most recent course of treatment. Figures in italics indicate the base number of FP17s or Patient Questionnaire responses are less than 100. N/A is shown where the base number of responses is less than 10 during the period. % is calculated as Quantity/Base number*100

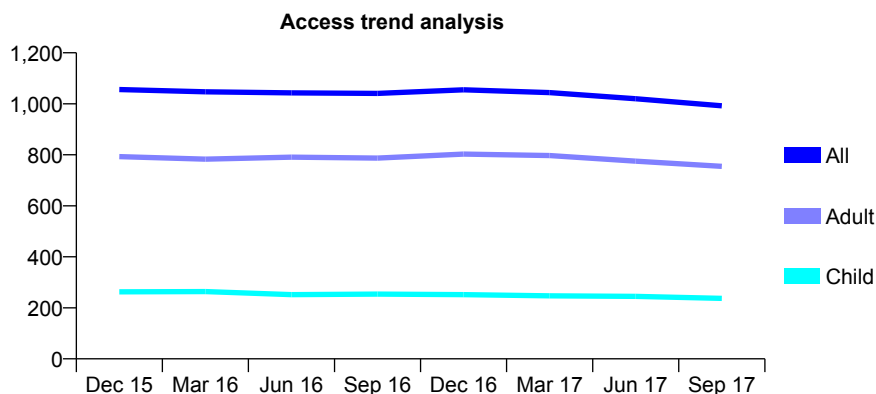
7A4 - Vital Signs At a Glance Contract Report for 108200/0002 - September 2017

Name or company name	Cardiff & Vale University Health Board
Contract type name	PDS Contract
Purpose of contract	General
Contract start date	01/04/2006
Contract end date	

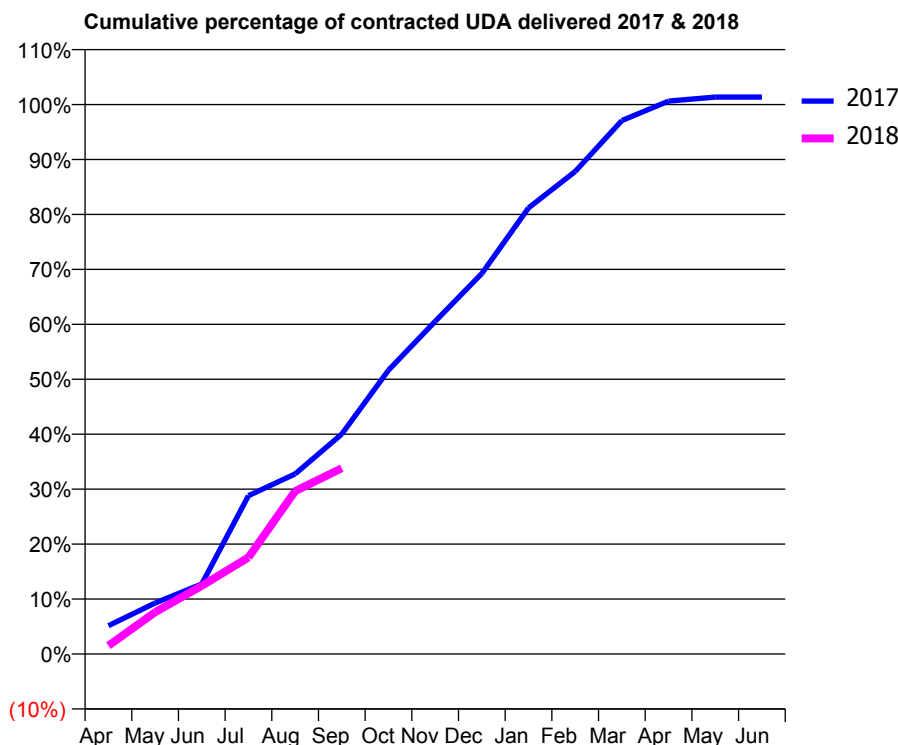
17/18 Contracted general activity (UDA)	2,192
Carry forward general activity (UDA)	0
17/18 Contracted orthodontic activity (UOA)	0
Carry forward orthodontic activity (UOA)	0
Baseline contract value	£53,391.16

ACCESS*

Patients seen in 24 months	Total	Change since previous quarter
Quarter ending September 2016	1,041	
Quarter ending December 2016	1,055	→
Quarter ending March 2017	1,044	↓
Quarter ending June 2017	1,020	↓
Quarter ending September 2017	992	↓
Variance since September 2016	(4.7%)	↓



ACTIVITY



Month	Adjusted Scheduled Activity (UDA)	
	2017	2018
April	113	33
May	203	167
June	280	272
July	632	385
August	718	650
September	877	741
October	1,132	
November	1,327	
December	1,518	
January	1,779	
February	1,925	
March	2,128	
April	2,206	
May	2,222	
June	2,222	

QUALITY

	Quantity	Base Number	Contract	LHB	Wales
% of FP17s for the same patient ID Re-attending within 3 months - Children	6	114	5.3%	8.8%	10.9%
% of FP17s for the same patient ID Re-attending within 3 months - Adults	25	365	6.8%	15.7%	16.2%
% of FP17s for the same patient ID Re-attending between 3 & 9 months - Children	58	114	50.9%	57.3%	58.9%
% of FP17s for the same patient ID Re-attending between 3 & 9 months - Adults	150	365	41.1%	55.1%	55.2%
% of FP17s for Band 1 Urgent Courses	42	434	9.7%	9.6%	9.1%
% of FP17s Relating to Free Repair or Replacements	0	434	0.0%	0.8%	0.8%
% of FP17s Relating to Continuations	1	434	0.2%	0.9%	0.8%
% of Patients satisfied with the dentistry they have received	1	1	N/A	92.0%	92.0%
% of Patients satisfied with the time they had to wait for an appointment	1	1	N/A	88.0%	87.6%

* This is based on patients treated on this contract for their most recent course of treatment. Figures in italics indicate the base number of FP17s or Patient Questionnaire responses are less than 100. N/A is shown where the base number of responses is less than 10 during the period. % is calculated as Quantity/Base number*100

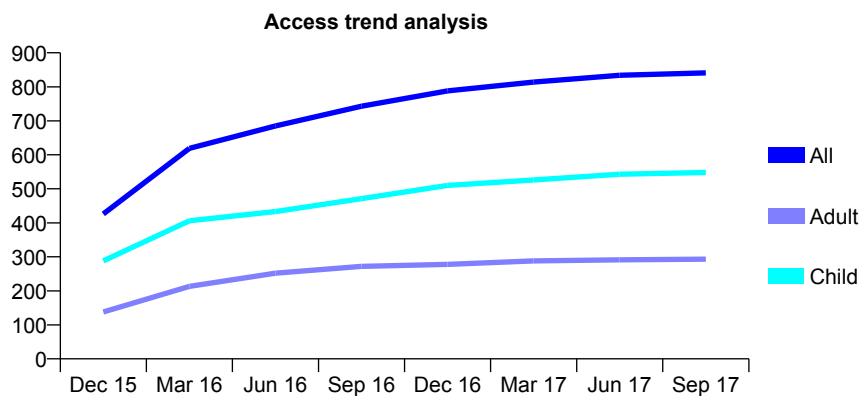
7A4 - Vital Signs At a Glance Contract Report for 112615/0001 - September 2017

Name or company name	Moorcastle Ltd
Contract type name	GDS Contract
Purpose of contract	General
Contract start date	01/08/2015
Contract end date	

17/18 Contracted general activity (UDA)	2,144
Carry forward general activity (UDA)	0
17/18 Contracted orthodontic activity (UOA)	0
Carry forward orthodontic activity (UOA)	0
Baseline contract value	£53,207.56

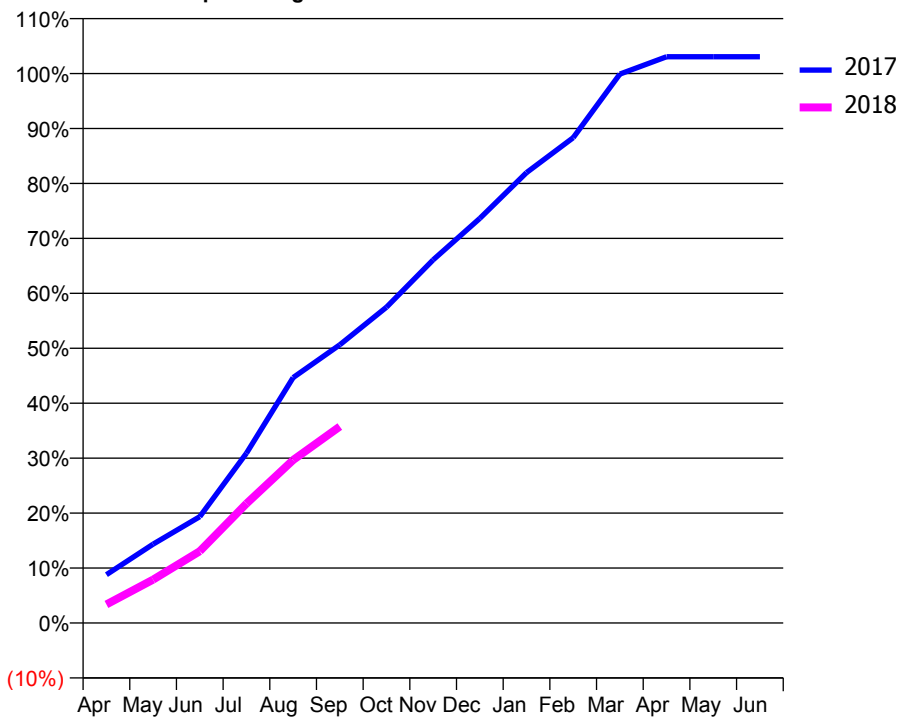
ACCESS*

Patients seen in 24 months	Total	Change since previous quarter
Quarter ending September 2016	743	
Quarter ending December 2016	788	↑
Quarter ending March 2017	814	↑
Quarter ending June 2017	834	↑
Quarter ending September 2017	841	→
Variance since September 2016	13.2%	↑



ACTIVITY

Cumulative percentage of contracted UDA delivered 2017 & 2018



Adjusted Scheduled Activity (UDA)

Month	2017	2018
April	189	72
May	308	169
June	415	280
July	663	466
August	958	636
September	1,086	767
October	1,232	
November	1,417	
December	1,579	
January	1,757	
February	1,894	
March	2,142	
April	2,209	
May	2,209	
June	2,209	

QUALITY

	Quantity	Base Number	Contract	LHB	Wales
% of FP17s for the same patient ID Re-attending within 3 months - Children	26	417	6.2%	8.8%	10.9%
% of FP17s for the same patient ID Re-attending within 3 months - Adults	20	154	13.0%	15.7%	16.2%
% of FP17s for the same patient ID Re-attending between 3 & 9 months - Children	291	417	69.8%	57.3%	58.9%
% of FP17s for the same patient ID Re-attending between 3 & 9 months - Adults	106	154	68.8%	55.1%	55.2%
% of FP17s for Band 1 Urgent Courses	34	530	6.4%	9.6%	9.1%
% of FP17s Relating to Free Repair or Replacements	0	530	0.0%	0.8%	0.8%
% of FP17s Relating to Continuations	1	530	0.2%	0.9%	0.8%
% of Patients satisfied with the dentistry they have received	2	2	N/A	92.0%	92.0%
% of Patients satisfied with the time they had to wait for an appointment	2	2	N/A	88.0%	87.6%

* This is based on patients treated on this contract for their most recent course of treatment. Figures in italics indicate the base number of FP17s or Patient Questionnaire responses are less than 100. N/A is shown where the base number of responses is less than 10 during the period. % is calculated as Quantity/Base number*100

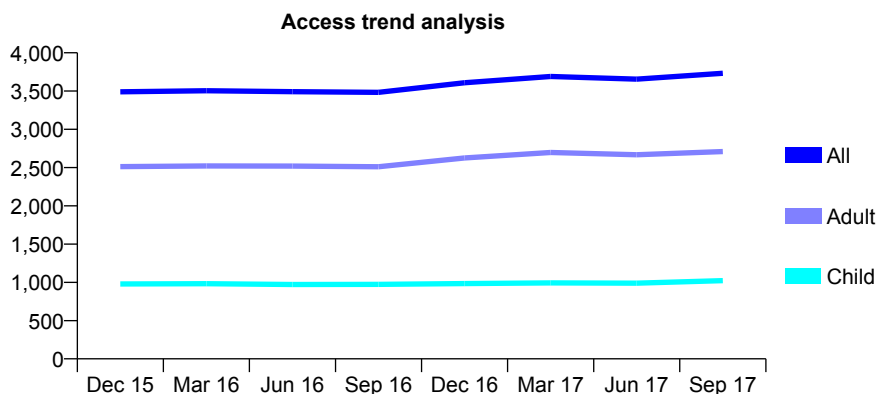
7A4 - Vital Signs At a Glance Contract Report for 114685/0001 - September 2017

Name or company name	Wilton House Services Ltd
Contract type name	GDS Contract
Purpose of contract	General
Contract start date	01/10/2009
Contract end date	

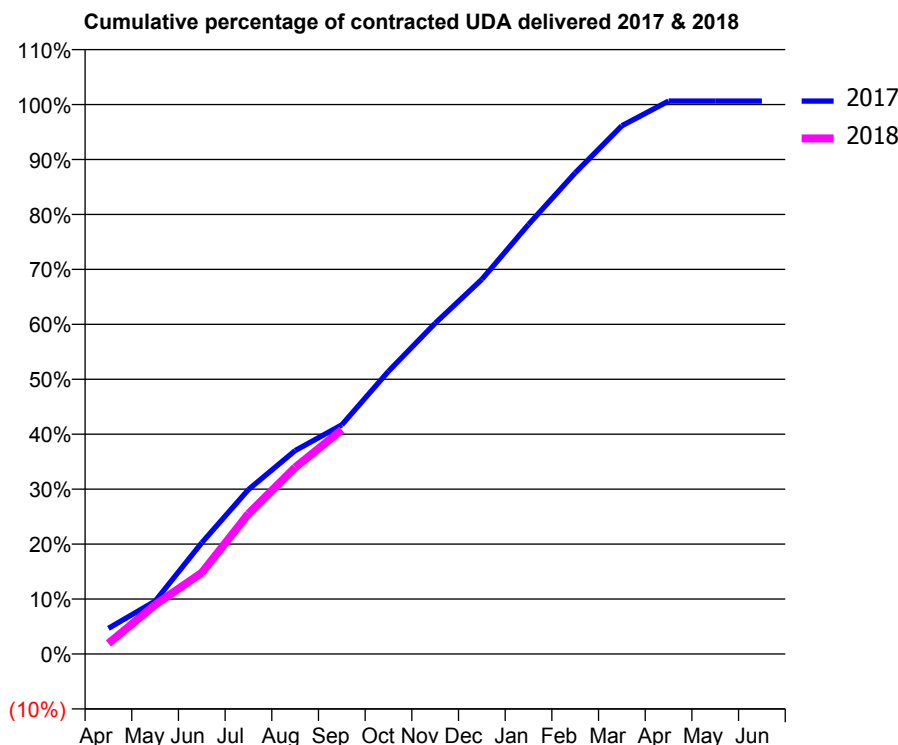
17/18 Contracted general activity (UDA)	13,500
Carry forward general activity (UDA)	0
17/18 Contracted orthodontic activity (UOA)	0
Carry forward orthodontic activity (UOA)	0
Baseline contract value	£332,296.49

ACCESS*

Patients seen in 24 months	Total	Change since previous quarter
Quarter ending September 2016	3,484	
Quarter ending December 2016	3,609	↑
Quarter ending March 2017	3,690	↑
Quarter ending June 2017	3,656	→
Quarter ending September 2017	3,732	↑
Variance since September 2016	7.1%	↑



ACTIVITY



Month	Adjusted Scheduled Activity (UDA)	
	2017	2018
April	631	261
May	1,300	1,212
June	2,733	1,997
July	4,041	3,448
August	4,998	4,586
September	5,630	5,507
October	6,947	
November	8,128	
December	9,203	
January	10,554	
February	11,821	
March	12,978	
April	13,585	
May	13,585	
June	13,585	

QUALITY

	Quantity	Base Number	Contract	LHB	Wales
% of FP17s for the same patient ID Re-attending within 3 months - Children	40	852	4.7%	8.8%	10.9%
% of FP17s for the same patient ID Re-attending within 3 months - Adults	452	2,313	19.5%	15.7%	16.2%
% of FP17s for the same patient ID Re-attending between 3 & 9 months - Children	613	852	71.9%	57.3%	58.9%
% of FP17s for the same patient ID Re-attending between 3 & 9 months - Adults	1,536	2,313	66.4%	55.1%	55.2%
% of FP17s for Band 1 Urgent Courses	287	2,882	10.0%	9.6%	9.1%
% of FP17s Relating to Free Repair or Replacements	61	2,882	2.1%	0.8%	0.8%
% of FP17s Relating to Continuations	42	2,882	1.5%	0.9%	0.8%
% of Patients satisfied with the dentistry they have received	38	41	92.7%	92.0%	92.0%
% of Patients satisfied with the time they had to wait for an appointment	40	41	97.6%	88.0%	87.6%

* This is based on patients treated on this contract for their most recent course of treatment. Figures in italics indicate the base number of FP17s or Patient Questionnaire responses are less than 100. N/A is shown where the base number of responses is less than 10 during the period. % is calculated as Quantity/Base number*100

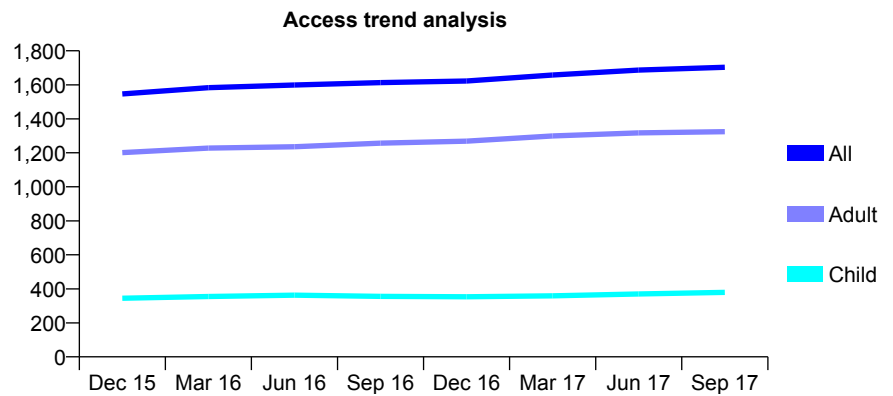
7A4 - Vital Signs At a Glance Contract Report for 121304/0001 - September 2017

Name or company name	Penarth Dental Healthcare Ltd
Contract type name	GDS Contract
Purpose of contract	General
Contract start date	01/04/2014
Contract end date	

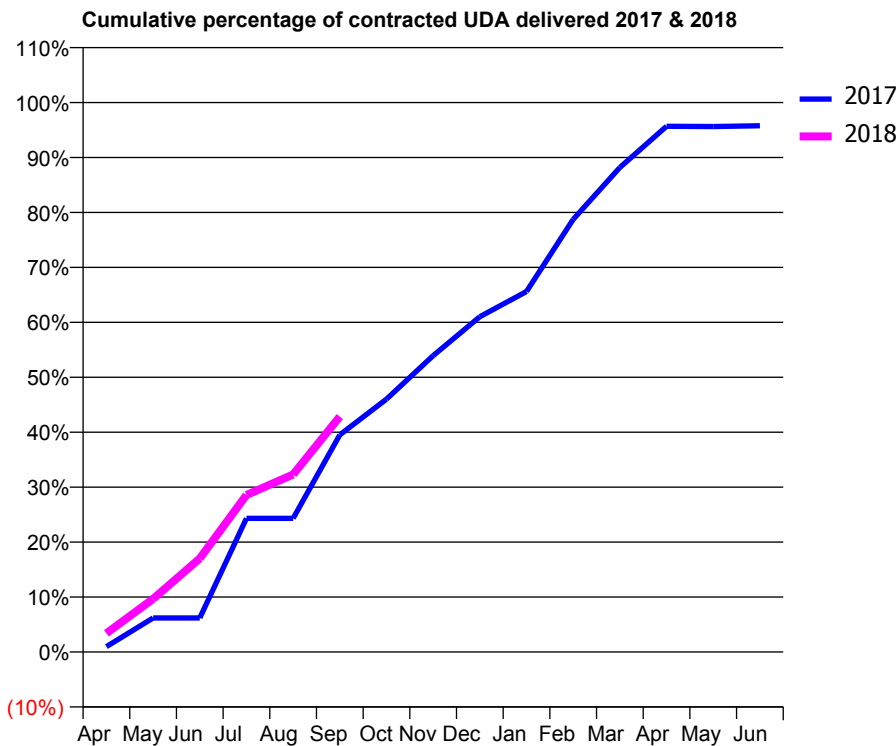
17/18 Contracted general activity (UDA)	5,867
Carry forward general activity (UDA)	0
17/18 Contracted orthodontic activity (UOA)	0
Carry forward orthodontic activity (UOA)	0
Baseline contract value	£164,942.79

ACCESS*

Patients seen in 24 months	Total	Change since previous quarter
Quarter ending September 2016	1,613	
Quarter ending December 2016	1,622	→
Quarter ending March 2017	1,658	↑
Quarter ending June 2017	1,687	→
Quarter ending September 2017	1,703	→
Variance since September 2016	5.6%	↑



ACTIVITY



Month	Adjusted Scheduled Activity (UDA)	
	2017	2018
April	57	200
May	363	568
June	363	999
July	1,427	1,676
August	1,427	1,896
September	2,319	2,514
October	2,700	
November	3,164	
December	3,580	
January	3,849	
February	4,619	
March	5,173	
April	5,612	
May	5,610	
June	5,618	

QUALITY

	Quantity	Base Number	Contract	LHB	Wales
% of FP17s for the same patient ID Re-attending within 3 months - Children	5	229	2.2%	8.8%	10.9%
% of FP17s for the same patient ID Re-attending within 3 months - Adults	167	1,265	13.2%	15.7%	16.2%
% of FP17s for the same patient ID Re-attending between 3 & 9 months - Children	69	229	30.1%	57.3%	58.9%
% of FP17s for the same patient ID Re-attending between 3 & 9 months - Adults	808	1,265	63.9%	55.1%	55.2%
% of FP17s for Band 1 Urgent Courses	35	1,257	2.8%	9.6%	9.1%
% of FP17s Relating to Free Repair or Replacements	4	1,257	0.3%	0.8%	0.8%
% of FP17s Relating to Continuations	2	1,257	0.2%	0.9%	0.8%
% of Patients satisfied with the dentistry they have received	8	8	N/A	92.0%	92.0%
% of Patients satisfied with the time they had to wait for an appointment	8	8	N/A	88.0%	87.6%

* This is based on patients treated on this contract for their most recent course of treatment. Figures in italics indicate the base number of FP17s or Patient Questionnaire responses are less than 100. N/A is shown where the base number of responses is less than 10 during the period. % is calculated as Quantity/Base number*100

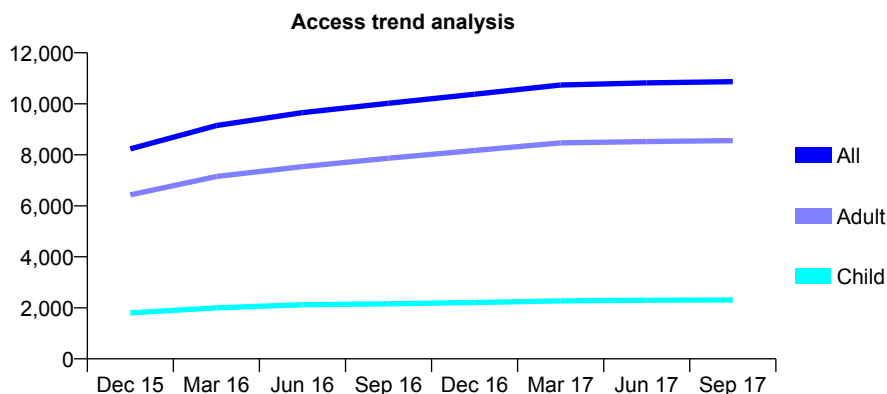
7A4 - Vital Signs At a Glance Contract Report for 122912/0003 - September 2017

Name or company name	CLIFTON DENTAL CARE LTD
Contract type name	GDS Contract
Purpose of contract	General
Contract start date	01/01/2014
Contract end date	

17/18 Contracted general activity (UDA)	40,358
Carry forward general activity (UDA)	0
17/18 Contracted orthodontic activity (UOA)	0
Carry forward orthodontic activity (UOA)	0
Baseline contract value	£991,344.85

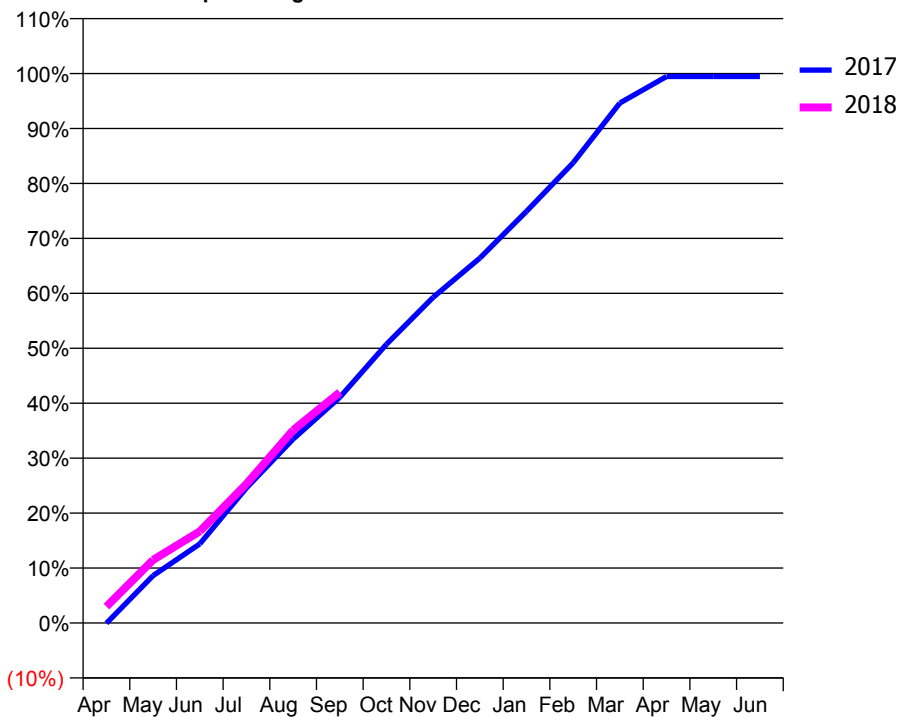
ACCESS*

Patients seen in 24 months	Total	Change since previous quarter
Quarter ending September 2016	10,022	
Quarter ending December 2016	10,375	↑
Quarter ending March 2017	10,736	↑
Quarter ending June 2017	10,821	→
Quarter ending September 2017	10,868	→
Variance since September 2016	8.4%	↑



ACTIVITY

Cumulative percentage of contracted UDA delivered 2017 & 2018



Month	Adjusted Scheduled Activity (UDA)	
	2017	2018
April	-23	1,212
May	3,486	4,634
June	5,817	6,730
July	9,924	10,218
August	13,509	14,170
September	16,577	16,944
October	20,472	
November	23,925	
December	26,805	
January	30,241	
February	33,802	
March	38,194	
April	40,137	
May	40,139	
June	40,143	

QUALITY

	Quantity	Base Number	Contract	LHB	Wales
% of FP17s for the same patient ID Re-attending within 3 months - Children	150	1,745	8.6%	8.8%	10.9%
% of FP17s for the same patient ID Re-attending within 3 months - Adults	897	6,196	14.5%	15.7%	16.2%
% of FP17s for the same patient ID Re-attending between 3 & 9 months - Children	988	1,745	56.6%	57.3%	58.9%
% of FP17s for the same patient ID Re-attending between 3 & 9 months - Adults	3,483	6,196	56.2%	55.1%	55.2%
% of FP17s for Band 1 Urgent Courses	588	7,321	8.0%	9.6%	9.1%
% of FP17s Relating to Free Repair or Replacements	31	7,321	0.4%	0.8%	0.8%
% of FP17s Relating to Continuations	160	7,321	2.2%	0.9%	0.8%
% of Patients satisfied with the dentistry they have received	52	56	92.9%	92.0%	92.0%
% of Patients satisfied with the time they had to wait for an appointment	50	56	89.3%	88.0%	87.6%

* This is based on patients treated on this contract for their most recent course of treatment. Figures in italics indicate the base number of FP17s or Patient Questionnaire responses are less than 100. N/A is shown where the base number of responses is less than 10 during the period. % is calculated as Quantity/Base number*100

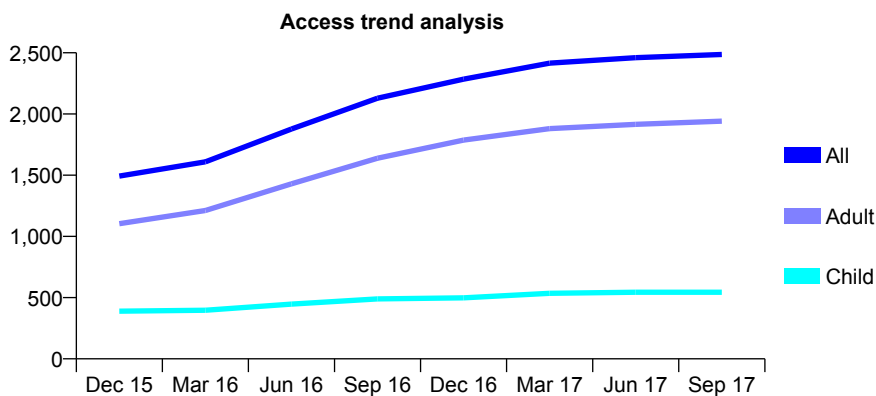
7A4 - Vital Signs At a Glance Contract Report for 127981/0001 - September 2017

Name or company name	Blakeridge Limited
Contract type name	GDS Contract
Purpose of contract	General and Orthodontic
Contract start date	01/09/2012
Contract end date	

17/18 Contracted general activity (UDA)	7,839
Carry forward general activity (UDA)	0
17/18 Contracted orthodontic activity (UOA)	106
Carry forward orthodontic activity (UOA)	0
Baseline contract value	£160,096.02

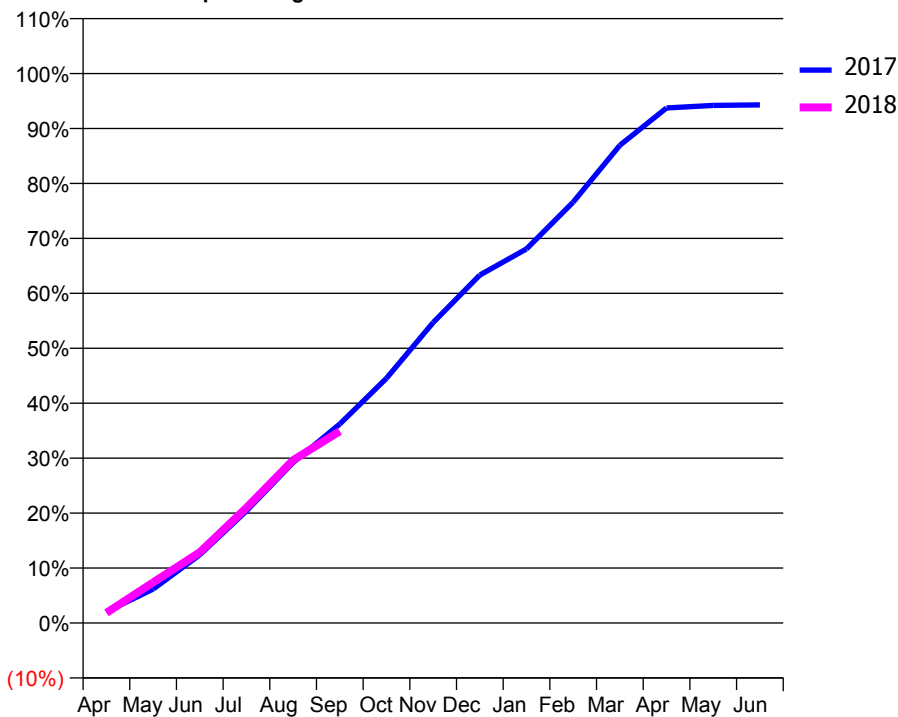
ACCESS*

Patients seen in 24 months	Total	Change since previous quarter
Quarter ending September 2016	2,129	
Quarter ending December 2016	2,285	↑
Quarter ending March 2017	2,416	↑
Quarter ending June 2017	2,460	→
Quarter ending September 2017	2,486	→
Variance since September 2016	16.8%	↑



ACTIVITY

Cumulative percentage of contracted UDA delivered 2017 & 2018



Month	Adjusted Scheduled Activity (UDA)	
	2017	2018
April	160	146
May	485	579
June	974	1,009
July	1,598	1,644
August	2,290	2,323
September	2,839	2,736
October	3,492	
November	4,286	
December	4,963	
January	5,337	
February	6,005	
March	6,816	
April	7,348	
May	7,383	
June	7,391	

QUALITY

	Quantity	Base Number	Contract	LHB	Wales
% of FP17s for the same patient ID Re-attending within 3 months - Children	34	364	9.3%	8.8%	10.9%
% of FP17s for the same patient ID Re-attending within 3 months - Adults	183	1,285	14.2%	15.7%	16.2%
% of FP17s for the same patient ID Re-attending between 3 & 9 months - Children	202	364	55.5%	57.3%	58.9%
% of FP17s for the same patient ID Re-attending between 3 & 9 months - Adults	750	1,285	58.4%	55.1%	55.2%
% of FP17s for Band 1 Urgent Courses	139	1,426	9.7%	9.6%	9.1%
% of FP17s Relating to Free Repair or Replacements	12	1,426	0.8%	0.8%	0.8%
% of FP17s Relating to Continuations	21	1,426	1.5%	0.9%	0.8%
% of Patients satisfied with the dentistry they have received	15	17	88.2%	92.0%	92.0%
% of Patients satisfied with the time they had to wait for an appointment	16	17	94.1%	88.0%	87.6%

* This is based on patients treated on this contract for their most recent course of treatment. Figures in italics indicate the base number of FP17s or Patient Questionnaire responses are less than 100. N/A is shown where the base number of responses is less than 10 during the period. % is calculated as Quantity/Base number*100

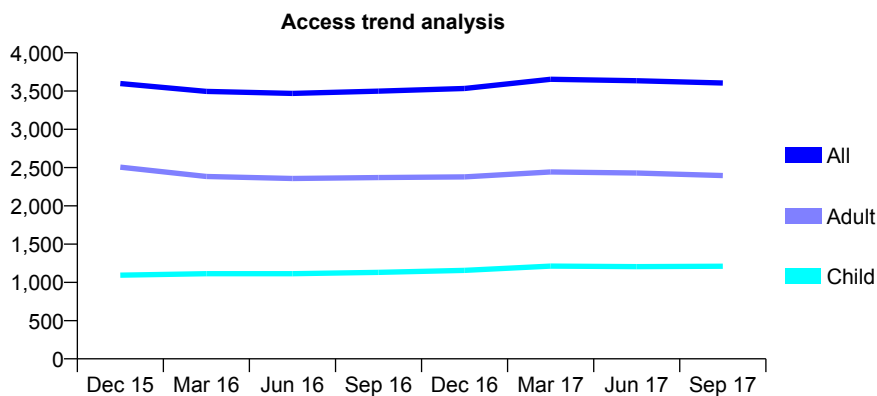
7A4 - Vital Signs At a Glance Contract Report for 129860/0001 - September 2017

Name or company name	Oral Health Solutions Ltd
Contract type name	GDS Contract
Purpose of contract	General
Contract start date	01/09/2010
Contract end date	

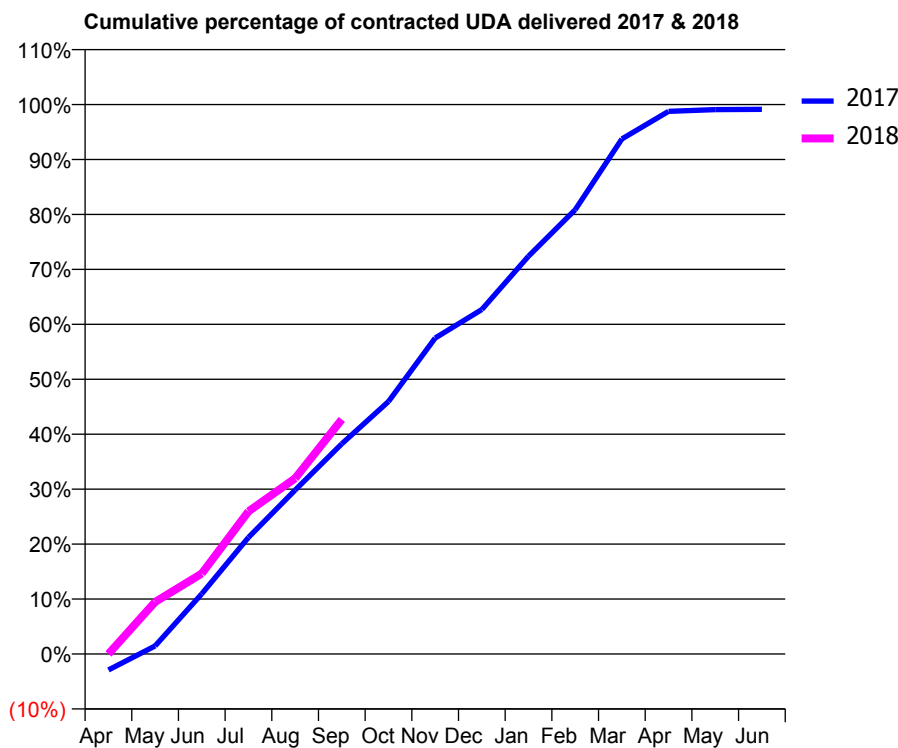
17/18 Contracted general activity (UDA)	11,982
Carry forward general activity (UDA)	0
17/18 Contracted orthodontic activity (UOA)	0
Carry forward orthodontic activity (UOA)	0
Baseline contract value	£295,216.33

ACCESS*

Patients seen in 24 months	Total	Change since previous quarter
Quarter ending September 2016	3,499	
Quarter ending December 2016	3,534	→
Quarter ending March 2017	3,654	↑
Quarter ending June 2017	3,634	→
Quarter ending September 2017	3,606	→
Variance since September 2016	3.1%	↑



ACTIVITY



Month	Adjusted Scheduled Activity (UDA)	
	2017	2018
April	-351	0
May	177	1,137
June	1,313	1,756
July	2,543	3,110
August	3,575	3,831
September	4,583	5,116
October	5,504	
November	6,889	
December	7,512	
January	8,676	
February	9,686	
March	11,230	
April	11,833	
May	11,870	
June	11,877	

QUALITY

	Quantity	Base Number	Contract	LHB	Wales
% of FP17s for the same patient ID Re-attending within 3 months - Children	65	911	7.1%	8.8%	10.9%
% of FP17s for the same patient ID Re-attending within 3 months - Adults	321	1,824	17.6%	15.7%	16.2%
% of FP17s for the same patient ID Re-attending between 3 & 9 months - Children	574	911	63.0%	57.3%	58.9%
% of FP17s for the same patient ID Re-attending between 3 & 9 months - Adults	1,070	1,824	58.7%	55.1%	55.2%
% of FP17s for Band 1 Urgent Courses	266	2,494	10.7%	9.6%	9.1%
% of FP17s Relating to Free Repair or Replacements	17	2,494	0.7%	0.8%	0.8%
% of FP17s Relating to Continuations	3	2,494	0.1%	0.9%	0.8%
% of Patients satisfied with the dentistry they have received	14	14	100.0%	92.0%	92.0%
% of Patients satisfied with the time they had to wait for an appointment	14	14	100.0%	88.0%	87.6%

* This is based on patients treated on this contract for their most recent course of treatment. Figures in italics indicate the base number of FP17s or Patient Questionnaire responses are less than 100. N/A is shown where the base number of responses is less than 10 during the period. % is calculated as Quantity/Base number*100

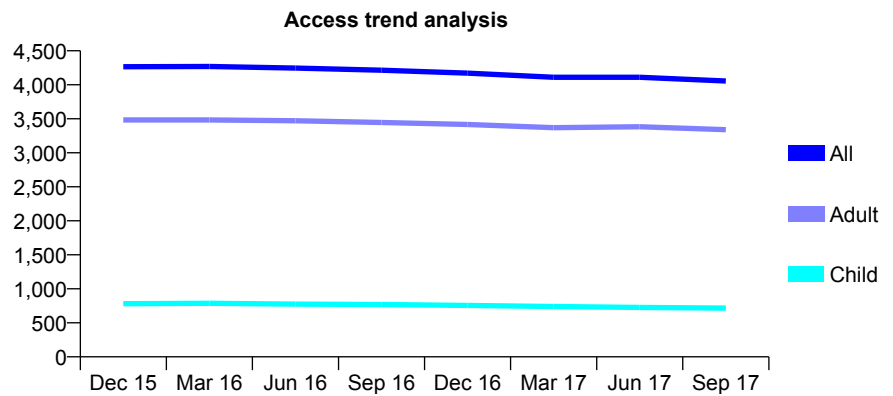
7A4 - Vital Signs At a Glance Contract Report for 130494/0001 - September 2017

Name or company name	G P O'Keeffe & J W Jones
Contract type name	GDS Contract
Purpose of contract	General
Contract start date	01/04/2011
Contract end date	

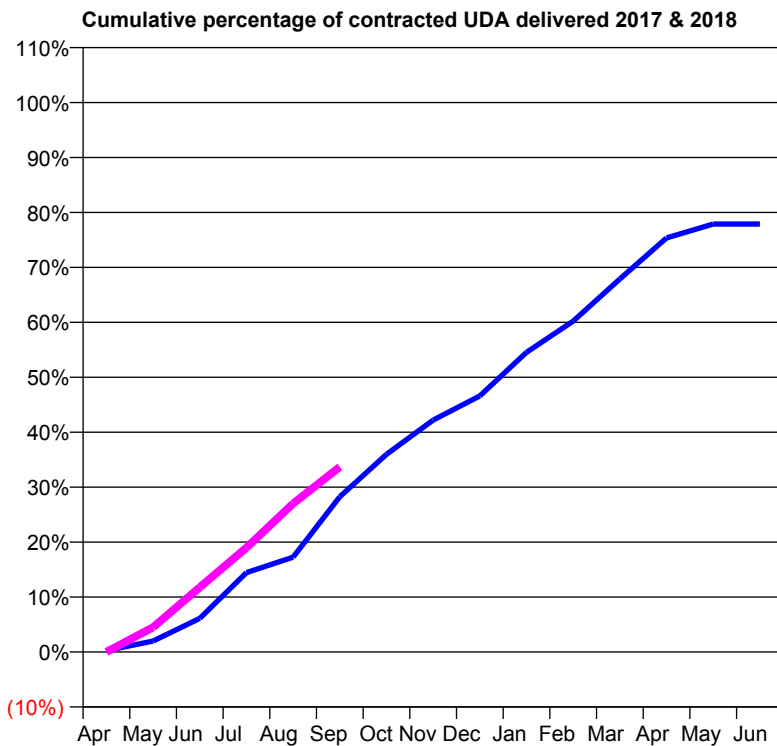
17/18 Contracted general activity (UDA)	11,538
Carry forward general activity (UDA)	0
17/18 Contracted orthodontic activity (UOA)	0
Carry forward orthodontic activity (UOA)	0
Baseline contract value	£294,784.08

ACCESS*

Patients seen in 24 months	Total	Change since previous quarter
Quarter ending September 2016	4,215	
Quarter ending December 2016	4,172	↓
Quarter ending March 2017	4,111	↓
Quarter ending June 2017	4,111	→
Quarter ending September 2017	4,056	↓
Variance since September 2016	(3.8%)	↓



ACTIVITY



Month	Adjusted Scheduled Activity (UDA)	
	2017	2018
April	32	2
May	257	519
June	787	1,359
July	1,856	2,191
August	2,216	3,118
September	3,628	3,887
October	4,619	
November	5,420	
December	5,984	
January	7,003	
February	7,731	
March	8,716	
April	9,676	
May	10,001	
June	10,000	

QUALITY

	Quantity	Base Number	Contract	LHB	Wales
% of FP17s for the same patient ID Re-attending within 3 months - Children	21	479	4.4%	8.8%	10.9%
% of FP17s for the same patient ID Re-attending within 3 months - Adults	383	2,387	16.0%	15.7%	16.2%
% of FP17s for the same patient ID Re-attending between 3 & 9 months - Children	290	479	60.5%	57.3%	58.9%
% of FP17s for the same patient ID Re-attending between 3 & 9 months - Adults	1,164	2,387	48.8%	55.1%	55.2%
% of FP17s for Band 1 Urgent Courses	371	2,240	16.6%	9.6%	9.1%
% of FP17s Relating to Free Repair or Replacements	10	2,240	0.4%	0.8%	0.8%
% of FP17s Relating to Continuations	3	2,240	0.1%	0.9%	0.8%
% of Patients satisfied with the dentistry they have received	24	26	92.3%	92.0%	92.0%
% of Patients satisfied with the time they had to wait for an appointment	25	26	96.2%	88.0%	87.6%

* This is based on patients treated on this contract for their most recent course of treatment. Figures in italics indicate the base number of FP17s or Patient Questionnaire responses are less than 100. N/A is shown where the base number of responses is less than 10 during the period. % is calculated as Quantity/Base number*100

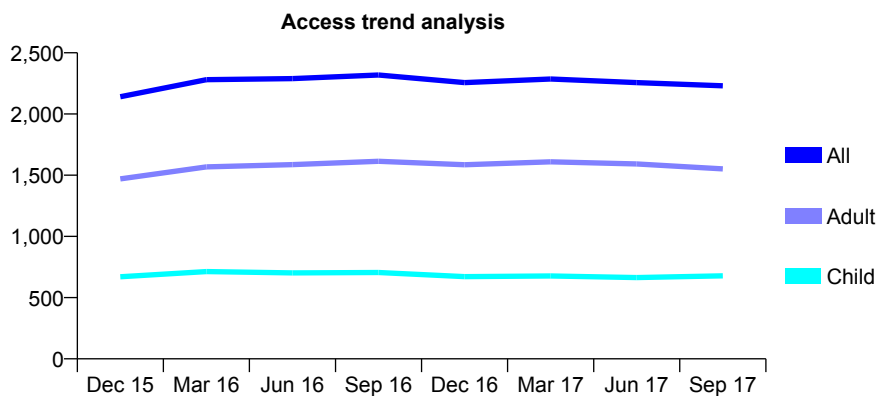
7A4 - Vital Signs At a Glance Contract Report for 136484/0001 - September 2017

Name or company name	Cardiff Smile Centre Ltd
Contract type name	GDS Contract
Purpose of contract	General
Contract start date	01/04/2013
Contract end date	

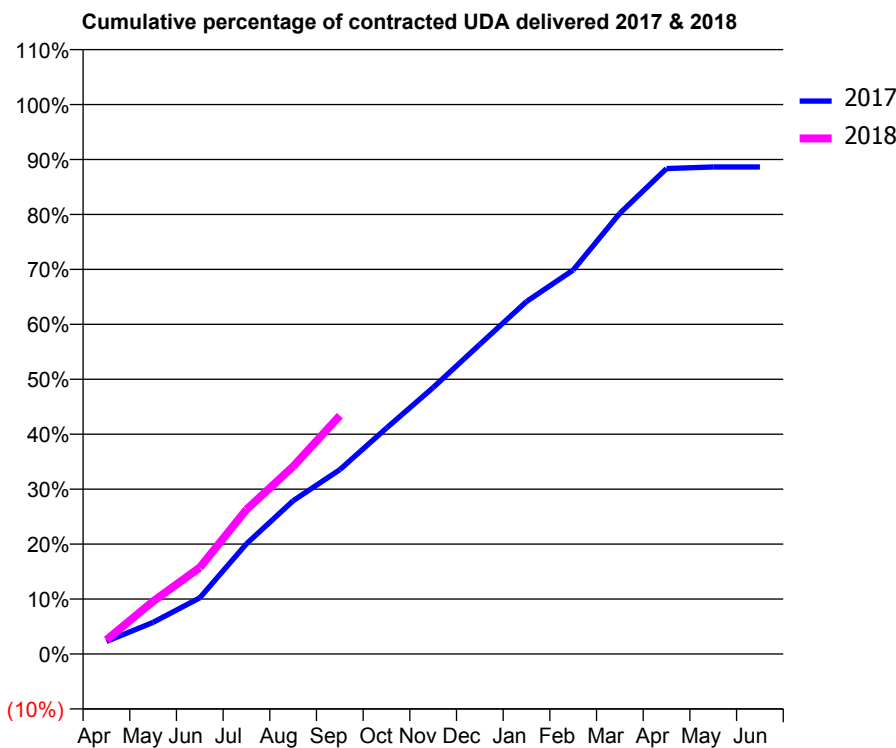
17/18 Contracted general activity (UDA)	7,750
Carry forward general activity (UDA)	0
17/18 Contracted orthodontic activity (UOA)	0
Carry forward orthodontic activity (UOA)	0
Baseline contract value	£248,205.63

ACCESS*

Patients seen in 24 months	Total	Change since previous quarter
Quarter ending September 2016	2,319	
Quarter ending December 2016	2,257	↓
Quarter ending March 2017	2,286	→
Quarter ending June 2017	2,256	↓
Quarter ending September 2017	2,230	↓
Variance since September 2016	(3.8%)	↓



ACTIVITY



Month	Adjusted Scheduled Activity (UDA)	
	2017	2018
April	186	199
May	467	743
June	827	1,219
July	1,623	2,037
August	2,257	2,646
September	2,713	3,362
October	3,327	
November	3,924	
December	4,560	
January	5,189	
February	5,653	
March	6,489	
April	7,147	
May	7,171	
June	7,171	

QUALITY

	Quantity	Base Number	Contract	LHB	Wales
% of FP17s for the same patient ID Re-attending within 3 months - Children	22	398	5.5%	8.8%	10.9%
% of FP17s for the same patient ID Re-attending within 3 months - Adults	144	862	16.7%	15.7%	16.2%
% of FP17s for the same patient ID Re-attending between 3 & 9 months - Children	168	398	42.2%	57.3%	58.9%
% of FP17s for the same patient ID Re-attending between 3 & 9 months - Adults	366	862	42.5%	55.1%	55.2%
% of FP17s for Band 1 Urgent Courses	96	1,092	8.8%	9.6%	9.1%
% of FP17s Relating to Free Repair or Replacements	9	1,092	0.8%	0.8%	0.8%
% of FP17s Relating to Continuations	0	1,092	0.0%	0.9%	0.8%
% of Patients satisfied with the dentistry they have received	9	12	75.0%	92.0%	92.0%
% of Patients satisfied with the time they had to wait for an appointment	10	12	83.3%	88.0%	87.6%

* This is based on patients treated on this contract for their most recent course of treatment. Figures in italics indicate the base number of FP17s or Patient Questionnaire responses are less than 100. N/A is shown where the base number of responses is less than 10 during the period. % is calculated as Quantity/Base number*100

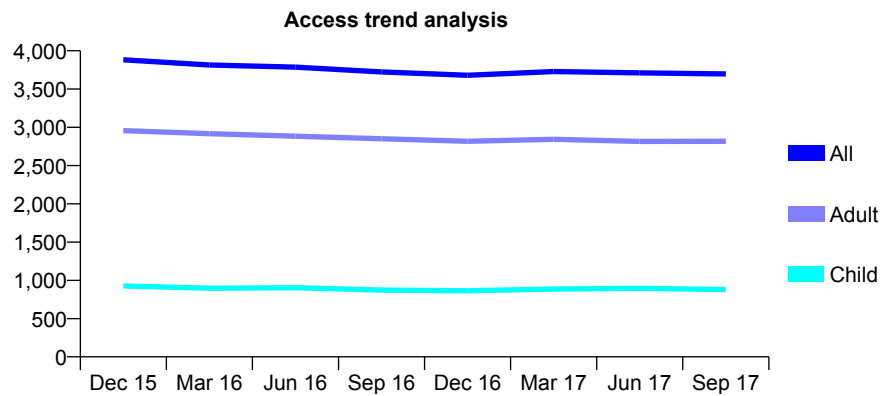
7A4 - Vital Signs At a Glance Contract Report for 140120/0001 - September 2017

Name or company name	N Dental Ltd
Contract type name	GDS Contract
Purpose of contract	General
Contract start date	01/09/2011
Contract end date	

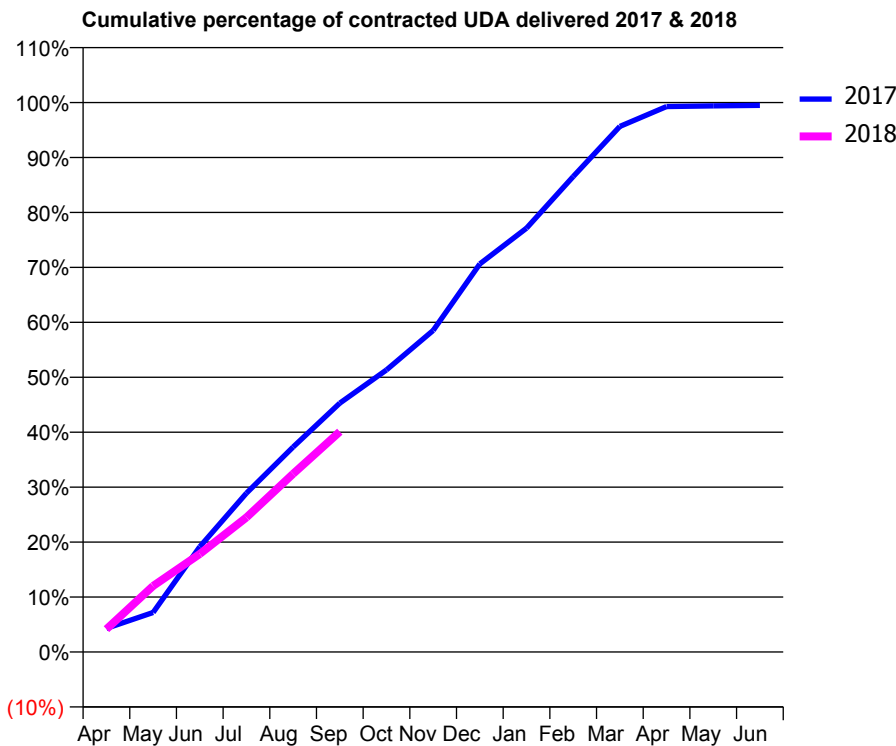
17/18 Contracted general activity (UDA)	11,075
Carry forward general activity (UDA)	0
17/18 Contracted orthodontic activity (UOA)	0
Carry forward orthodontic activity (UOA)	0
Baseline contract value	£272,592.03

ACCESS*

Patients seen in 24 months	Total	Change since previous quarter
Quarter ending September 2016	3,724	
Quarter ending December 2016	3,681	↓
Quarter ending March 2017	3,729	→
Quarter ending June 2017	3,711	→
Quarter ending September 2017	3,698	→
Variance since September 2016	(0.7%)	→



ACTIVITY



Month	Adjusted Scheduled Activity (UDA)	
	2017	2018
April	478	460
May	798	1,331
June	2,122	1,978
July	3,202	2,714
August	4,133	3,592
September	5,016	4,442
October	5,686	
November	6,481	
December	7,823	
January	8,543	
February	9,582	
March	10,594	
April	10,994	
May	11,007	
June	11,018	

QUALITY

	Quantity	Base Number	Contract	LHB	Wales
% of FP17s for the same patient ID Re-attending within 3 months - Children	57	622	9.2%	8.8%	10.9%
% of FP17s for the same patient ID Re-attending within 3 months - Adults	450	2,171	20.7%	15.7%	16.2%
% of FP17s for the same patient ID Re-attending between 3 & 9 months - Children	349	622	56.1%	57.3%	58.9%
% of FP17s for the same patient ID Re-attending between 3 & 9 months - Adults	1,207	2,171	55.6%	55.1%	55.2%
% of FP17s for Band 1 Urgent Courses	275	2,565	10.7%	9.6%	9.1%
% of FP17s Relating to Free Repair or Replacements	3	2,565	0.1%	0.8%	0.8%
% of FP17s Relating to Continuations	12	2,565	0.5%	0.9%	0.8%
% of Patients satisfied with the dentistry they have received	12	14	85.7%	92.0%	92.0%
% of Patients satisfied with the time they had to wait for an appointment	11	14	78.6%	88.0%	87.6%

* This is based on patients treated on this contract for their most recent course of treatment. Figures in italics indicate the base number of FP17s or Patient Questionnaire responses are less than 100. N/A is shown where the base number of responses is less than 10 during the period. % is calculated as Quantity/Base number*100

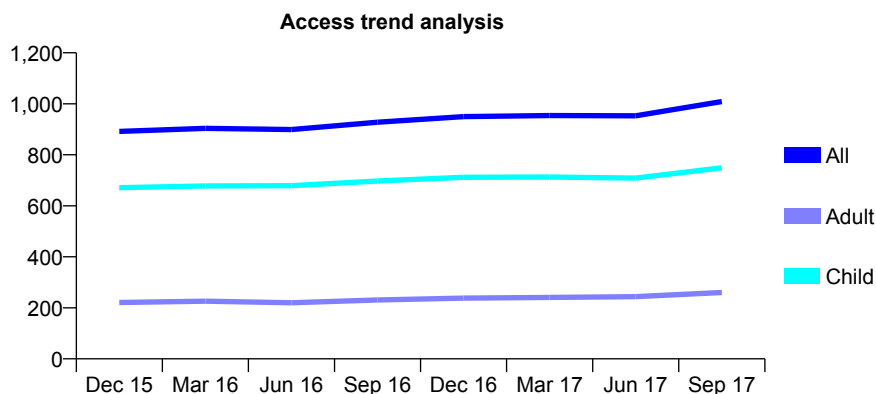
7A4 - Vital Signs At a Glance Contract Report for 140589/0001 - September 2017

Name or company name	Cowbridge Dental Care Limited
Contract type name	GDS Contract
Purpose of contract	General
Contract start date	01/09/2011
Contract end date	

17/18 Contracted general activity (UDA)	1,999
Carry forward general activity (UDA)	0
17/18 Contracted orthodontic activity (UOA)	0
Carry forward orthodontic activity (UOA)	0
Baseline contract value	£53,455.56

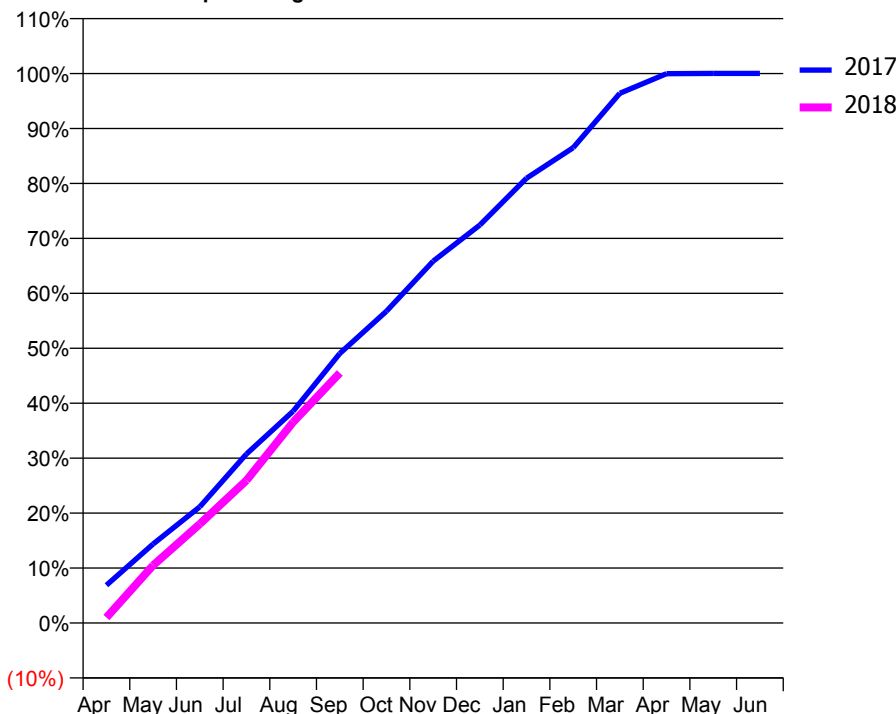
ACCESS*

Patients seen in 24 months	Total	Change since previous quarter
Quarter ending September 2016	928	
Quarter ending December 2016	950	↑
Quarter ending March 2017	954	→
Quarter ending June 2017	953	→
Quarter ending September 2017	1,009	↑
Variance since September 2016	8.7%	↑



ACTIVITY

Cumulative percentage of contracted UDA delivered 2017 & 2018



Month	Adjusted Scheduled Activity (UDA)	
	2017	2018
April	137	20
May	287	210
June	423	360
July	615	519
August	771	731
September	980	910
October	1,134	
November	1,316	
December	1,448	
January	1,618	
February	1,729	
March	1,927	
April	1,998	
May	1,999	
June	1,999	

QUALITY

	Quantity	Base Number	Contract	LHB	Wales
% of FP17s for the same patient ID Re-attending within 3 months - Children	46	589	7.8%	8.8%	10.9%
% of FP17s for the same patient ID Re-attending within 3 months - Adults	16	136	11.8%	15.7%	16.2%
% of FP17s for the same patient ID Re-attending between 3 & 9 months - Children	322	589	54.7%	57.3%	58.9%
% of FP17s for the same patient ID Re-attending between 3 & 9 months - Adults	66	136	48.5%	55.1%	55.2%
% of FP17s for Band 1 Urgent Courses	48	679	7.1%	9.6%	9.1%
% of FP17s Relating to Free Repair or Replacements	2	679	0.3%	0.8%	0.8%
% of FP17s Relating to Continuations	0	679	0.0%	0.9%	0.8%
% of Patients satisfied with the dentistry they have received	2	3	N/A	92.0%	92.0%
% of Patients satisfied with the time they had to wait for an appointment	3	3	N/A	88.0%	87.6%

* This is based on patients treated on this contract for their most recent course of treatment. Figures in italics indicate the base number of FP17s or Patient Questionnaire responses are less than 100. N/A is shown where the base number of responses is less than 10 during the period. % is calculated as Quantity/Base number*100

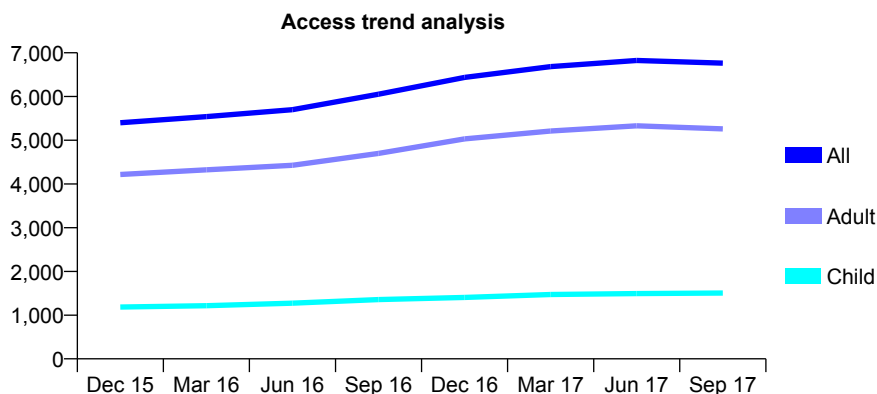
7A4 - Vital Signs At a Glance Contract Report for 140988/0001 - September 2017

Name or company name	Robert Phillips & Timothy Phillips
Contract type name	GDS Contract
Purpose of contract	General
Contract start date	01/10/2010
Contract end date	

17/18 Contracted general activity (UDA)	19,832
Carry forward general activity (UDA)	0
17/18 Contracted orthodontic activity (UOA)	0
Carry forward orthodontic activity (UOA)	0
Baseline contract value	£426,211.51

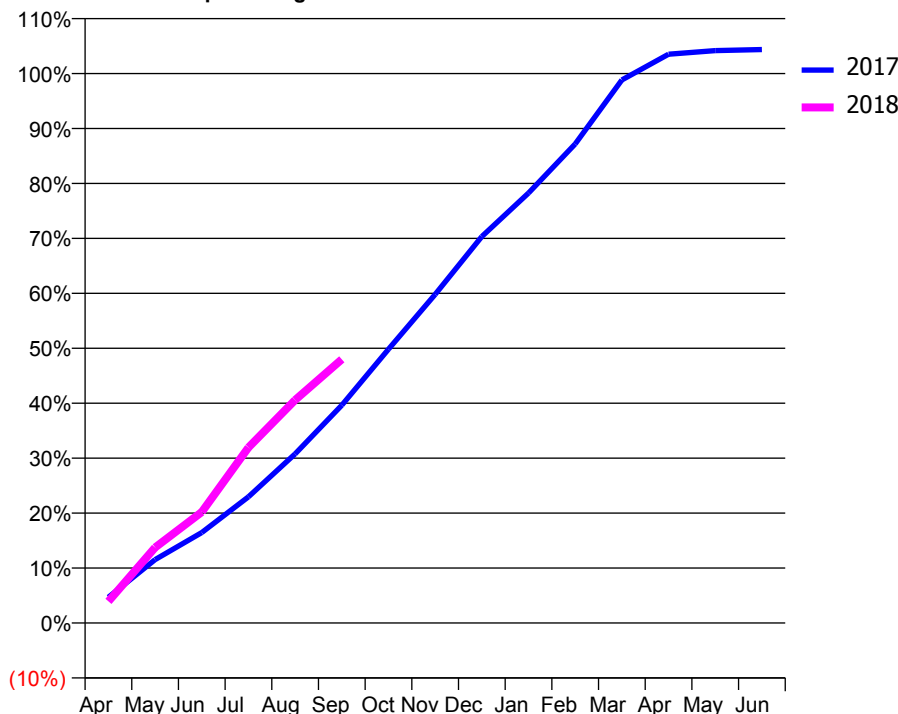
ACCESS*

Patients seen in 24 months	Total	Change since previous quarter
Quarter ending September 2016	6,054	
Quarter ending December 2016	6,437	↑
Quarter ending March 2017	6,683	↑
Quarter ending June 2017	6,825	↑
Quarter ending September 2017	6,765	→
Variance since September 2016	11.7%	↑



ACTIVITY

Cumulative percentage of contracted UDA delivered 2017 & 2018



Month	Adjusted Scheduled Activity (UDA)	
	2017	2018
April	932	784
May	2,289	2,727
June	3,265	4,005
July	4,553	6,336
August	6,106	8,049
September	7,860	9,519
October	9,884	
November	11,860	
December	13,951	
January	15,518	
February	17,292	
March	19,600	
April	20,530	
May	20,656	
June	20,698	

QUALITY

	Quantity	Base Number	Contract	LHB	Wales
% of FP17s for the same patient ID Re-attending within 3 months - Children	51	967	5.3%	8.8%	10.9%
% of FP17s for the same patient ID Re-attending within 3 months - Adults	447	3,294	13.6%	15.7%	16.2%
% of FP17s for the same patient ID Re-attending between 3 & 9 months - Children	430	967	44.5%	57.3%	58.9%
% of FP17s for the same patient ID Re-attending between 3 & 9 months - Adults	1,512	3,294	45.9%	55.1%	55.2%
% of FP17s for Band 1 Urgent Courses	290	3,876	7.5%	9.6%	9.1%
% of FP17s Relating to Free Repair or Replacements	26	3,876	0.7%	0.8%	0.8%
% of FP17s Relating to Continuations	58	3,876	1.5%	0.9%	0.8%
% of Patients satisfied with the dentistry they have received	33	35	94.3%	92.0%	92.0%
% of Patients satisfied with the time they had to wait for an appointment	33	35	94.3%	88.0%	87.6%

* This is based on patients treated on this contract for their most recent course of treatment. Figures in italics indicate the base number of FP17s or Patient Questionnaire responses are less than 100. N/A is shown where the base number of responses is less than 10 during the period. % is calculated as Quantity/Base number*100

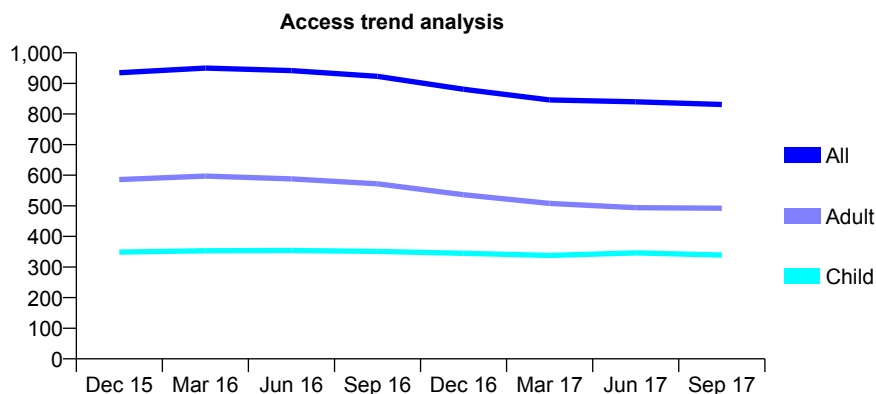
7A4 - Vital Signs At a Glance Contract Report for 142514/0001 - September 2017

Name or company name	RDSK Ltd
Contract type name	GDS Contract
Purpose of contract	General
Contract start date	01/07/2007
Contract end date	

17/18 Contracted general activity (UDA)	2,369
Carry forward general activity (UDA)	0
17/18 Contracted orthodontic activity (UOA)	0
Carry forward orthodontic activity (UOA)	0
Baseline contract value	£52,153.98

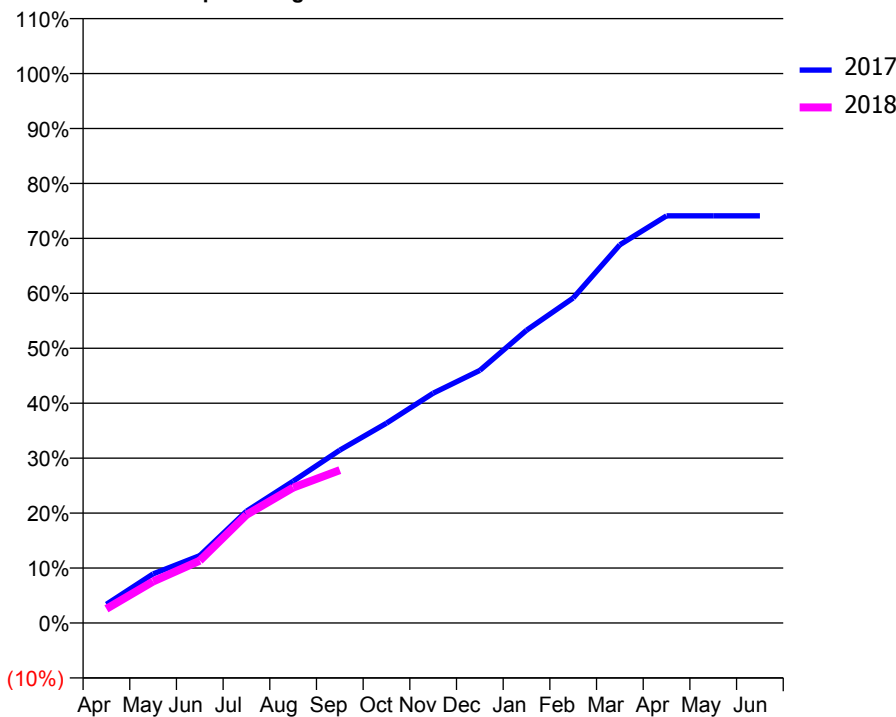
ACCESS*

Patients seen in 24 months	Total	Change since previous quarter
Quarter ending September 2016	923	
Quarter ending December 2016	881	↓
Quarter ending March 2017	846	↓
Quarter ending June 2017	840	→
Quarter ending September 2017	831	↓
Variance since September 2016	(10.0%)	↓



ACTIVITY

Cumulative percentage of contracted UDA delivered 2017 & 2018



Adjusted Scheduled Activity (UDA)

Month	2017	2018
April	93	61
May	244	179
June	334	269
July	555	466
August	703	584
September	858	659
October	991	
November	1,140	
December	1,253	
January	1,452	
February	1,612	
March	1,876	
April	2,019	
May	2,019	
June	2,019	

QUALITY

	Quantity	Base Number	Contract	LHB	Wales
% of FP17s for the same patient ID Re-attending within 3 months - Children	10	231	4.3%	8.8%	10.9%
% of FP17s for the same patient ID Re-attending within 3 months - Adults	21	244	8.6%	15.7%	16.2%
% of FP17s for the same patient ID Re-attending between 3 & 9 months - Children	146	231	63.2%	57.3%	58.9%
% of FP17s for the same patient ID Re-attending between 3 & 9 months - Adults	147	244	60.2%	55.1%	55.2%
% of FP17s for Band 1 Urgent Courses	10	422	2.4%	9.6%	9.1%
% of FP17s Relating to Free Repair or Replacements	0	422	0.0%	0.8%	0.8%
% of FP17s Relating to Continuations	0	422	0.0%	0.9%	0.8%
% of Patients satisfied with the dentistry they have received	1	1	N/A	92.0%	92.0%
% of Patients satisfied with the time they had to wait for an appointment	1	1	N/A	88.0%	87.6%

* This is based on patients treated on this contract for their most recent course of treatment. Figures in italics indicate the base number of FP17s or Patient Questionnaire responses are less than 100. N/A is shown where the base number of responses is less than 10 during the period. % is calculated as Quantity/Base number*100

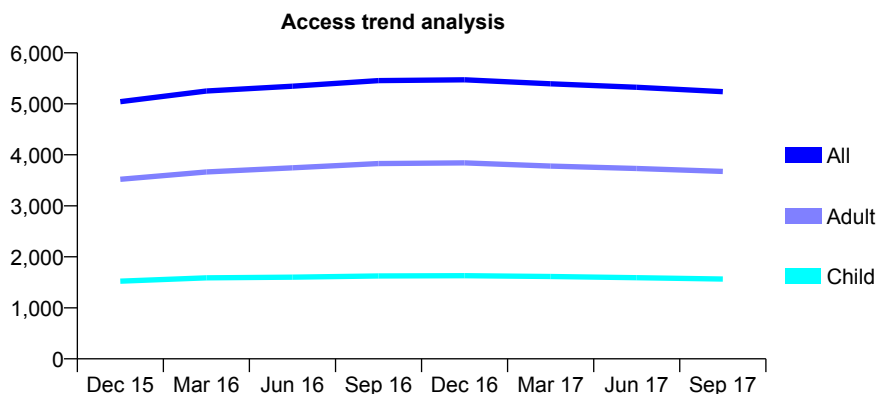
7A4 - Vital Signs At a Glance Contract Report for 151165/0002 - September 2017

Name or company name	Simon Hill Ltd
Contract type name	GDS Contract
Purpose of contract	General
Contract start date	01/09/2010
Contract end date	

17/18 Contracted general activity (UDA)	15,820
Carry forward general activity (UDA)	0
17/18 Contracted orthodontic activity (UOA)	0
Carry forward orthodontic activity (UOA)	0
Baseline contract value	£339,532.67

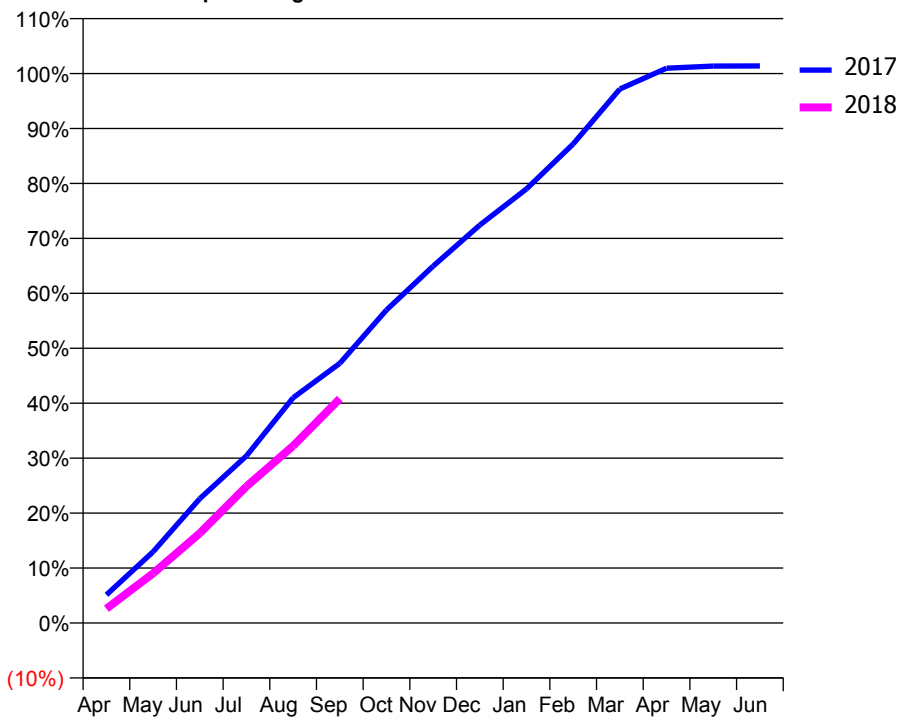
ACCESS*

Patients seen in 24 months	Total	Change since previous quarter
Quarter ending September 2016	5,454	
Quarter ending December 2016	5,471	→
Quarter ending March 2017	5,393	↓
Quarter ending June 2017	5,324	↓
Quarter ending September 2017	5,238	↓
Variance since September 2016	(4.0%)	↓



ACTIVITY

Cumulative percentage of contracted UDA delivered 2017 & 2018



Month	Adjusted Scheduled Activity (UDA)	
	2017	2018
April	813	412
May	2,051	1,429
June	3,581	2,584
July	4,813	3,934
August	6,487	5,099
September	7,478	6,459
October	9,012	
November	10,274	
December	11,459	
January	12,497	
February	13,792	
March	15,375	
April	15,974	
May	16,032	
June	16,039	

QUALITY

	Quantity	Base Number	Contract	LHB	Wales
% of FP17s for the same patient ID Re-attending within 3 months - Children	87	1,035	8.4%	8.8%	10.9%
% of FP17s for the same patient ID Re-attending within 3 months - Adults	292	2,401	12.2%	15.7%	16.2%
% of FP17s for the same patient ID Re-attending between 3 & 9 months - Children	612	1,035	59.1%	57.3%	58.9%
% of FP17s for the same patient ID Re-attending between 3 & 9 months - Adults	1,512	2,401	63.0%	55.1%	55.2%
% of FP17s for Band 1 Urgent Courses	169	3,137	5.4%	9.6%	9.1%
% of FP17s Relating to Free Repair or Replacements	36	3,137	1.1%	0.8%	0.8%
% of FP17s Relating to Continuations	1	3,137	0.0%	0.9%	0.8%
% of Patients satisfied with the dentistry they have received	17	19	89.5%	92.0%	92.0%
% of Patients satisfied with the time they had to wait for an appointment	18	19	94.7%	88.0%	87.6%

* This is based on patients treated on this contract for their most recent course of treatment. Figures in italics indicate the base number of FP17s or Patient Questionnaire responses are less than 100. N/A is shown where the base number of responses is less than 10 during the period. % is calculated as Quantity/Base number*100

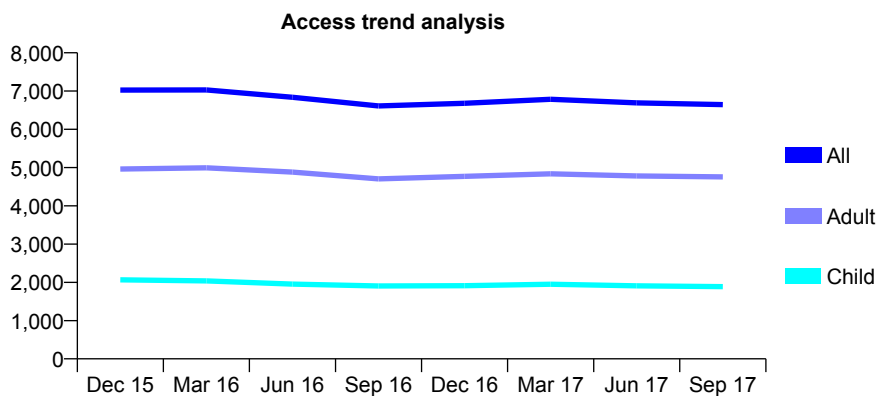
7A4 - Vital Signs At a Glance Contract Report for 154245/0001 - September 2017

Name or company name	Restore Dental Group
Contract type name	GDS Contract
Purpose of contract	General
Contract start date	01/04/2013
Contract end date	

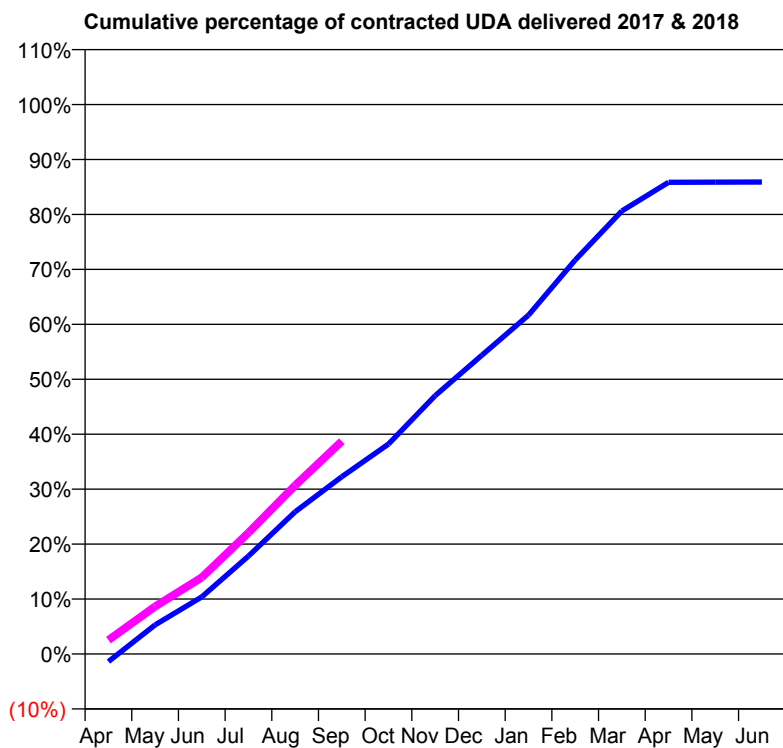
17/18 Contracted general activity (UDA)	25,220
Carry forward general activity (UDA)	0
17/18 Contracted orthodontic activity (UOA)	0
Carry forward orthodontic activity (UOA)	0
Baseline contract value	£574,252.43

ACCESS*

Patients seen in 24 months	Total	Change since previous quarter
Quarter ending September 2016	6,610	
Quarter ending December 2016	6,682	→
Quarter ending March 2017	6,786	→
Quarter ending June 2017	6,690	↓
Quarter ending September 2017	6,647	→
Variance since September 2016	0.6%	→



ACTIVITY



Month	Adjusted Scheduled Activity (UDA)	
	2017	2018
April	-352	638
May	1,339	2,182
June	2,620	3,514
July	4,493	5,565
August	6,524	7,737
September	8,138	9,763
October	9,639	
November	11,860	
December	13,714	
January	15,555	
February	18,081	
March	20,333	
April	21,648	
May	21,653	
June	21,660	

QUALITY

	Quantity	Base Number	Contract	LHB	Wales
% of FP17s for the same patient ID Re-attending within 3 months - Children	124	1,239	10.0%	8.8%	10.9%
% of FP17s for the same patient ID Re-attending within 3 months - Adults	648	3,529	18.4%	15.7%	16.2%
% of FP17s for the same patient ID Re-attending between 3 & 9 months - Children	674	1,239	54.4%	57.3%	58.9%
% of FP17s for the same patient ID Re-attending between 3 & 9 months - Adults	1,938	3,529	54.9%	55.1%	55.2%
% of FP17s for Band 1 Urgent Courses	369	4,241	8.7%	9.6%	9.1%
% of FP17s Relating to Free Repair or Replacements	70	4,241	1.7%	0.8%	0.8%
% of FP17s Relating to Continuations	89	4,241	2.1%	0.9%	0.8%
% of Patients satisfied with the dentistry they have received	21	22	95.5%	92.0%	92.0%
% of Patients satisfied with the time they had to wait for an appointment	18	22	81.8%	88.0%	87.6%

* This is based on patients treated on this contract for their most recent course of treatment. Figures in italics indicate the base number of FP17s or Patient Questionnaire responses are less than 100. N/A is shown where the base number of responses is less than 10 during the period. % is calculated as Quantity/Base number*100

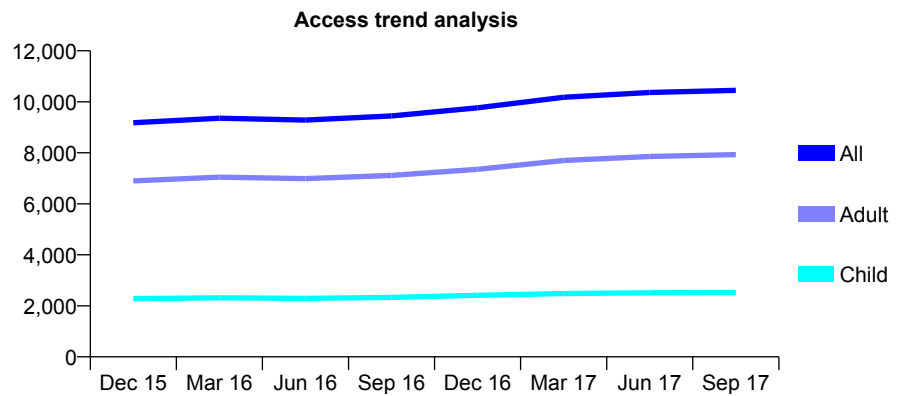
7A4 - Vital Signs At a Glance Contract Report for 154245/0002 - September 2017

Name or company name	Restore Dental Group
Contract type name	GDS Contract
Purpose of contract	General
Contract start date	01/04/2013
Contract end date	

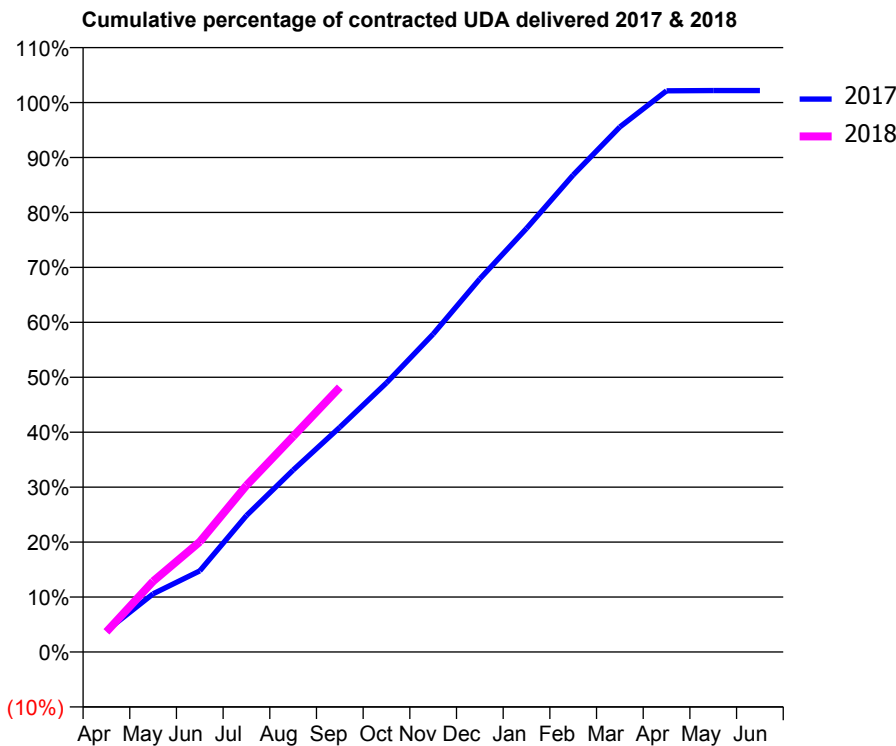
17/18 Contracted general activity (UDA)	31,265
Carry forward general activity (UDA)	0
17/18 Contracted orthodontic activity (UOA)	0
Carry forward orthodontic activity (UOA)	0
Baseline contract value	£768,998.37

ACCESS*

Patients seen in 24 months	Total	Change since previous quarter
Quarter ending September 2016	9,444	
Quarter ending December 2016	9,767	↑
Quarter ending March 2017	10,180	↑
Quarter ending June 2017	10,365	→
Quarter ending September 2017	10,452	→
Variance since September 2016	10.7%	↑



ACTIVITY



Month	Adjusted Scheduled Activity (UDA)	
	2017	2018
April	1,214	1,146
May	3,309	4,023
June	4,615	6,270
July	7,767	9,482
August	10,351	12,264
September	12,788	15,062
October	15,316	
November	18,088	
December	21,231	
January	24,099	
February	27,142	
March	29,872	
April	31,927	
May	31,943	
June	31,946	

QUALITY

	Quantity	Base Number	Contract	LHB	Wales
% of FP17s for the same patient ID Re-attending within 3 months - Children	129	1,658	7.8%	8.8%	10.9%
% of FP17s for the same patient ID Re-attending within 3 months - Adults	1,026	5,633	18.2%	15.7%	16.2%
% of FP17s for the same patient ID Re-attending between 3 & 9 months - Children	757	1,658	45.7%	57.3%	58.9%
% of FP17s for the same patient ID Re-attending between 3 & 9 months - Adults	2,512	5,633	44.6%	55.1%	55.2%
% of FP17s for Band 1 Urgent Courses	704	6,451	10.9%	9.6%	9.1%
% of FP17s Relating to Free Repair or Replacements	56	6,451	0.9%	0.8%	0.8%
% of FP17s Relating to Continuations	147	6,451	2.3%	0.9%	0.8%
% of Patients satisfied with the dentistry they have received	39	43	90.7%	92.0%	92.0%
% of Patients satisfied with the time they had to wait for an appointment	37	43	86.0%	88.0%	87.6%

* This is based on patients treated on this contract for their most recent course of treatment. Figures in italics indicate the base number of FP17s or Patient Questionnaire responses are less than 100. N/A is shown where the base number of responses is less than 10 during the period. % is calculated as Quantity/Base number*100

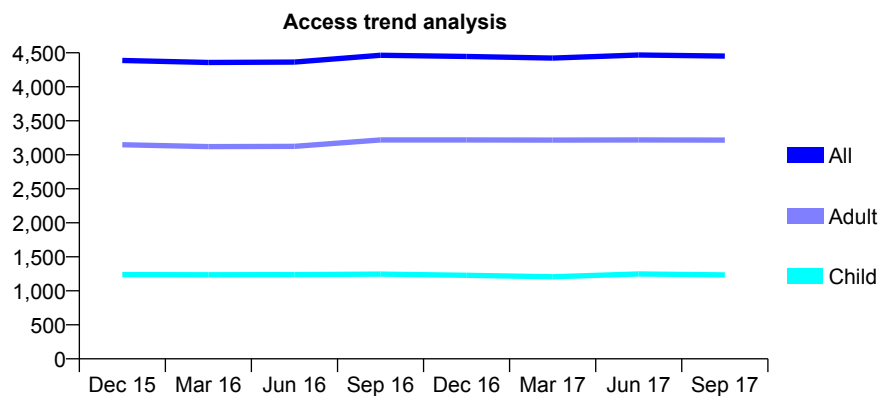
7A4 - Vital Signs At a Glance Contract Report for 154504/0001 - September 2017

Name or company name	Alison Jones Ltd
Contract type name	GDS Contract
Purpose of contract	General
Contract start date	01/08/2013
Contract end date	

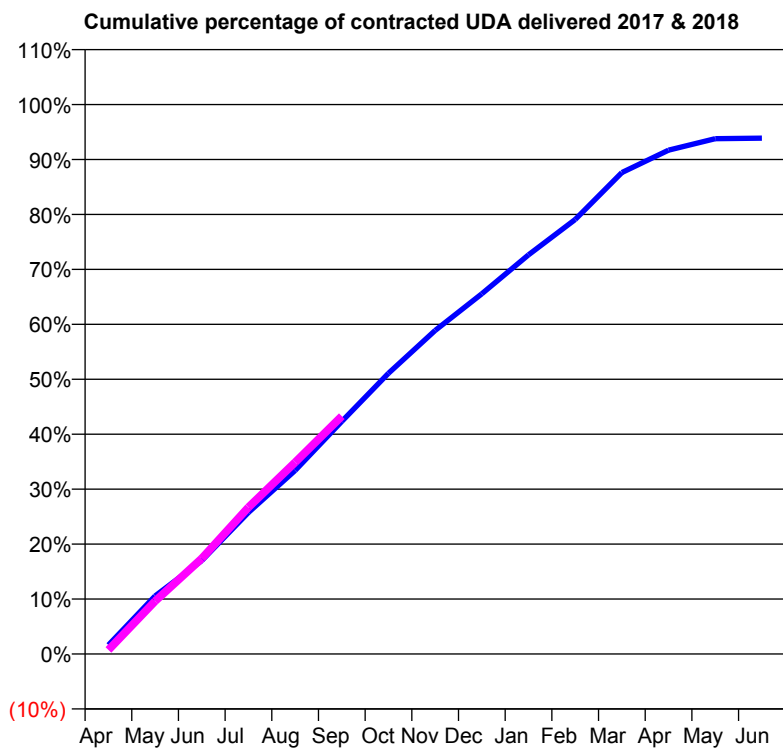
17/18 Contracted general activity (UDA)	14,000
Carry forward general activity (UDA)	0
17/18 Contracted orthodontic activity (UOA)	0
Carry forward orthodontic activity (UOA)	0
Baseline contract value	£324,727.35

ACCESS*

Patients seen in 24 months	Total	Change since previous quarter
Quarter ending September 2016	4,464	
Quarter ending December 2016	4,447	→
Quarter ending March 2017	4,423	→
Quarter ending June 2017	4,467	→
Quarter ending September 2017	4,452	→
Variance since September 2016	(0.3%)	→



ACTIVITY



Month	Adjusted Scheduled Activity (UDA)	
	2017	2018
April	228	104
May	1,480	1,349
June	2,379	2,434
July	3,605	3,738
August	4,678	4,884
September	5,928	6,059
October	7,152	
November	8,242	
December	9,179	
January	10,172	
February	11,070	
March	12,265	
April	12,837	
May	13,128	
June	13,143	

QUALITY

	Quantity	Base Number	Contract	LHB	Wales
% of FP17s for the same patient ID Re-attending within 3 months - Children	96	923	10.4%	8.8%	10.9%
% of FP17s for the same patient ID Re-attending within 3 months - Adults	467	2,513	18.6%	15.7%	16.2%
% of FP17s for the same patient ID Re-attending between 3 & 9 months - Children	484	923	52.4%	57.3%	58.9%
% of FP17s for the same patient ID Re-attending between 3 & 9 months - Adults	1,395	2,513	55.5%	55.1%	55.2%
% of FP17s for Band 1 Urgent Courses	437	3,037	14.4%	9.6%	9.1%
% of FP17s Relating to Free Repair or Replacements	33	3,037	1.1%	0.8%	0.8%
% of FP17s Relating to Continuations	40	3,037	1.3%	0.9%	0.8%
% of Patients satisfied with the dentistry they have received	11	12	91.7%	92.0%	92.0%
% of Patients satisfied with the time they had to wait for an appointment	9	12	75.0%	88.0%	87.6%

* This is based on patients treated on this contract for their most recent course of treatment. Figures in italics indicate the base number of FP17s or Patient Questionnaire responses are less than 100. N/A is shown where the base number of responses is less than 10 during the period. % is calculated as Quantity/Base number*100

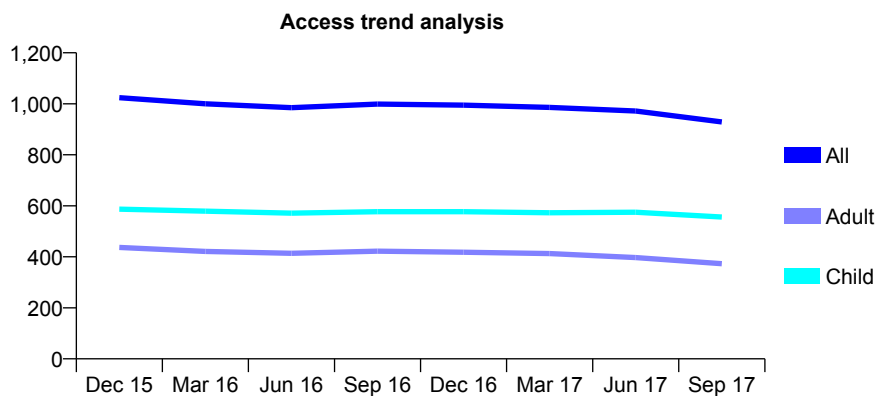
7A4 - Vital Signs At a Glance Contract Report for 154504/0002 - September 2017

Name or company name	Alison Jones Ltd
Contract type name	GDS Contract
Purpose of contract	General
Contract start date	01/08/2013
Contract end date	

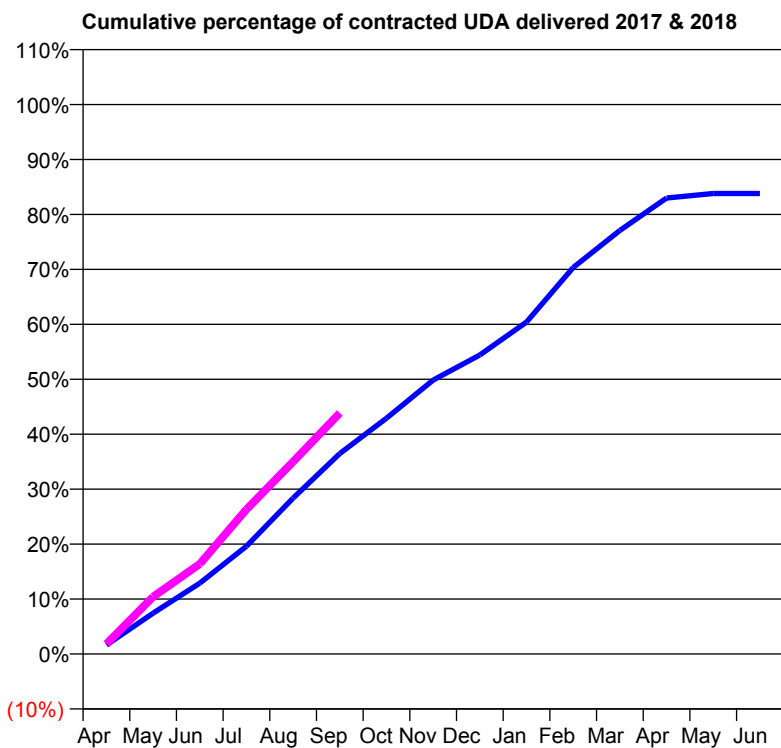
17/18 Contracted general activity (UDA)	2,300
Carry forward general activity (UDA)	0
17/18 Contracted orthodontic activity (UOA)	0
Carry forward orthodontic activity (UOA)	0
Baseline contract value	£59,265.84

ACCESS*

Patients seen in 24 months	Total	Change since previous quarter
Quarter ending September 2016	999	
Quarter ending December 2016	995	→
Quarter ending March 2017	986	→
Quarter ending June 2017	972	↓
Quarter ending September 2017	929	↓
Variance since September 2016	(7.0%)	↓



ACTIVITY



Adjusted Scheduled Activity (UDA)		
Month	2017	2018
April	44	42
May	198	240
June	344	377
July	524	605
August	758	805
September	974	1,009
October	1,146	
November	1,331	
December	1,453	
January	1,613	
February	1,878	
March	2,058	
April	2,215	
May	2,237	
June	2,237	

QUALITY

	Quantity	Base Number	Contract	LHB	Wales
% of FP17s for the same patient ID Re-attending within 3 months - Children	21	419	5.0%	8.8%	10.9%
% of FP17s for the same patient ID Re-attending within 3 months - Adults	52	251	20.7%	15.7%	16.2%
% of FP17s for the same patient ID Re-attending between 3 & 9 months - Children	260	419	62.1%	57.3%	58.9%
% of FP17s for the same patient ID Re-attending between 3 & 9 months - Adults	140	251	55.8%	55.1%	55.2%
% of FP17s for Band 1 Urgent Courses	39	580	6.7%	9.6%	9.1%
% of FP17s Relating to Free Repair or Replacements	4	580	0.7%	0.8%	0.8%
% of FP17s Relating to Continuations	6	580	1.0%	0.9%	0.8%
% of Patients satisfied with the dentistry they have received	1	3	N/A	92.0%	92.0%
% of Patients satisfied with the time they had to wait for an appointment	1	3	N/A	88.0%	87.6%

* This is based on patients treated on this contract for their most recent course of treatment. Figures in italics indicate the base number of FP17s or Patient Questionnaire responses are less than 100. N/A is shown where the base number of responses is less than 10 during the period. % is calculated as Quantity/Base number*100

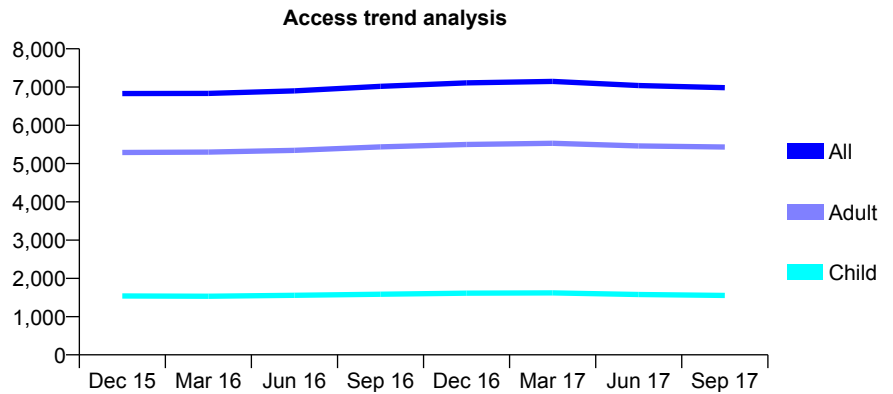
7A4 - Vital Signs At a Glance Contract Report for 157481/0001 - September 2017

Name or company name	Birchwood Health Ltd
Contract type name	GDS Contract
Purpose of contract	General
Contract start date	01/09/2009
Contract end date	

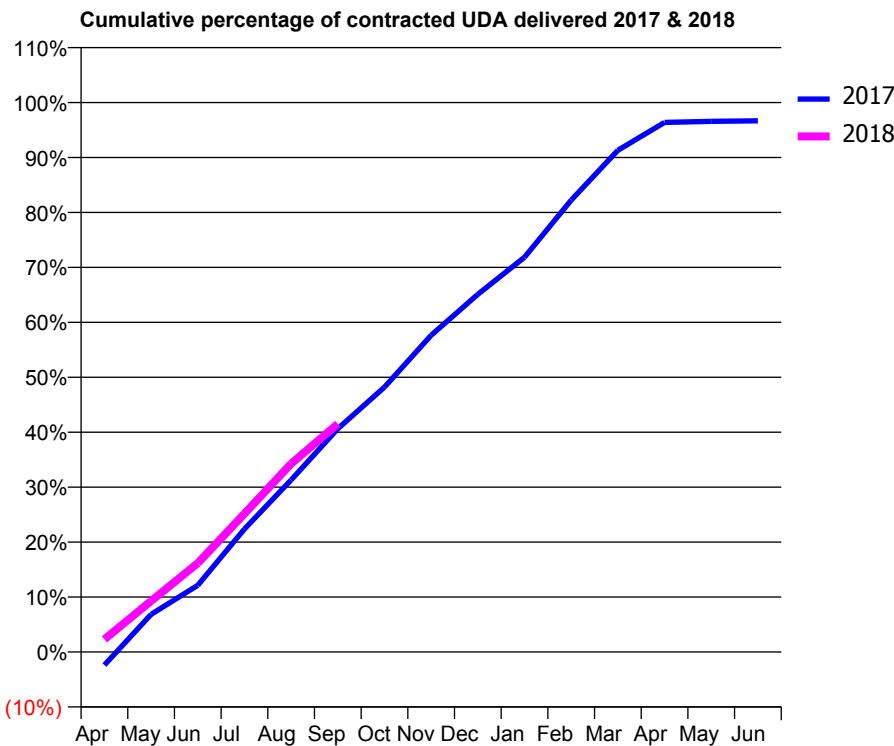
17/18 Contracted general activity (UDA)	26,295
Carry forward general activity (UDA)	0
17/18 Contracted orthodontic activity (UOA)	0
Carry forward orthodontic activity (UOA)	0
Baseline contract value	£599,137.24

ACCESS*

Patients seen in 24 months	Total	Change since previous quarter
Quarter ending September 2016	7,019	
Quarter ending December 2016	7,111	→
Quarter ending March 2017	7,149	→
Quarter ending June 2017	7,041	↓
Quarter ending September 2017	6,984	→
Variance since September 2016	(0.5%)	→



ACTIVITY



Month	Adjusted Scheduled Activity (UDA)	
	2017	2018
April	-629	609
May	1,801	2,443
June	3,194	4,255
July	5,884	6,618
August	8,235	9,016
September	10,683	10,915
October	12,673	
November	15,161	
December	17,118	
January	18,889	
February	21,625	
March	24,009	
April	25,343	
May	25,395	
June	25,422	

QUALITY

	Quantity	Base Number	Contract	LHB	Wales
% of FP17s for the same patient ID Re-attending within 3 months - Children	140	1,133	12.4%	8.8%	10.9%
% of FP17s for the same patient ID Re-attending within 3 months - Adults	973	4,221	23.1%	15.7%	16.2%
% of FP17s for the same patient ID Re-attending between 3 & 9 months - Children	617	1,133	54.5%	57.3%	58.9%
% of FP17s for the same patient ID Re-attending between 3 & 9 months - Adults	2,216	4,221	52.5%	55.1%	55.2%
% of FP17s for Band 1 Urgent Courses	555	4,764	11.6%	9.6%	9.1%
% of FP17s Relating to Free Repair or Replacements	81	4,764	1.7%	0.8%	0.8%
% of FP17s Relating to Continuations	86	4,764	1.8%	0.9%	0.8%
% of Patients satisfied with the dentistry they have received	31	36	86.1%	92.0%	92.0%
% of Patients satisfied with the time they had to wait for an appointment	32	36	88.9%	88.0%	87.6%

* This is based on patients treated on this contract for their most recent course of treatment. Figures in italics indicate the base number of FP17s or Patient Questionnaire responses are less than 100. N/A is shown where the base number of responses is less than 10 during the period. % is calculated as Quantity/Base number*100

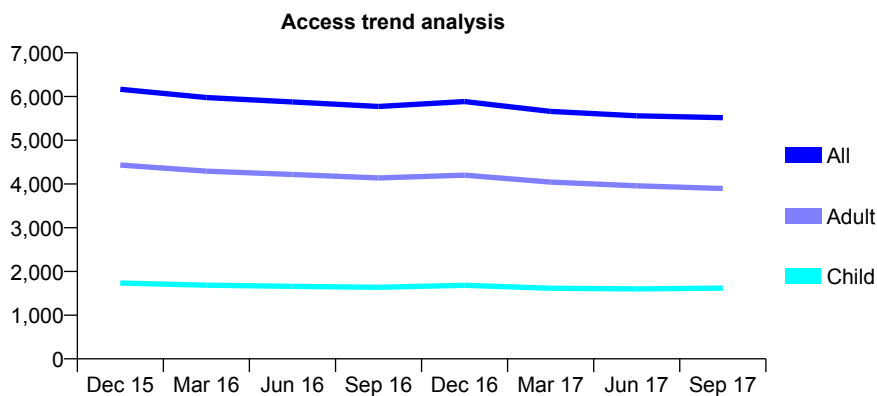
7A4 - Vital Signs At a Glance Contract Report for 158194/0014 - September 2017

Name or company name	Denticare Ltd
Contract type name	GDS Contract
Purpose of contract	General
Contract start date	06/01/2007
Contract end date	

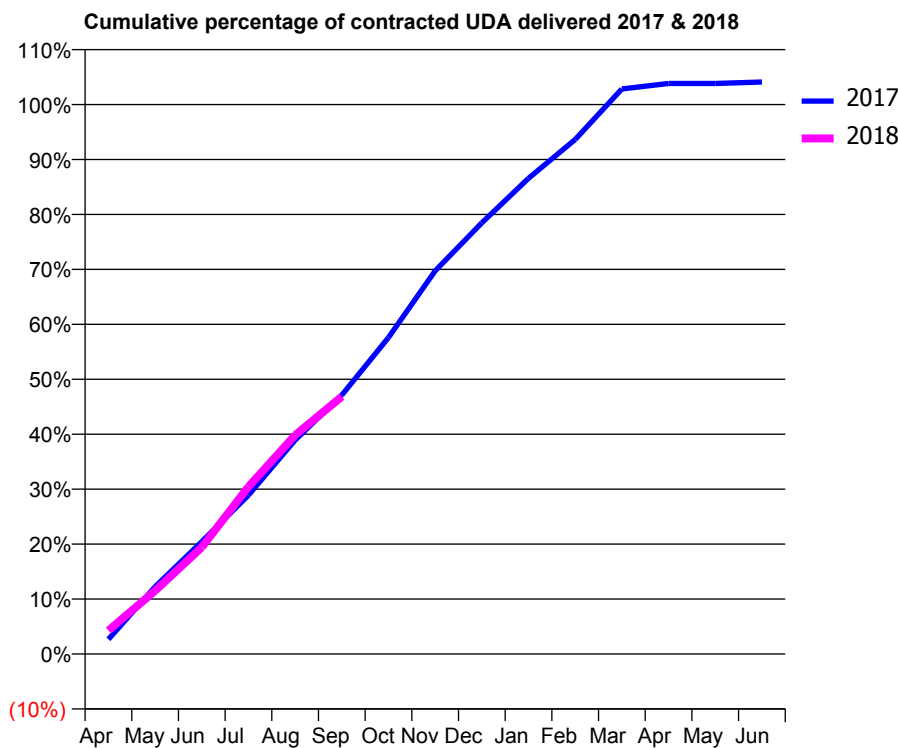
17/18 Contracted general activity (UDA)	17,966
Carry forward general activity (UDA)	0
17/18 Contracted orthodontic activity (UOA)	0
Carry forward orthodontic activity (UOA)	0
Baseline contract value	£440,594.92

ACCESS*

Patients seen in 24 months	Total	Change since previous quarter
Quarter ending September 2016	5,773	
Quarter ending December 2016	5,885	→
Quarter ending March 2017	5,658	↓
Quarter ending June 2017	5,558	↓
Quarter ending September 2017	5,515	→
Variance since September 2016	(4.5%)	↓



ACTIVITY



Month	Adjusted Scheduled Activity (UDA)	
	2017	2018
April	483	769
May	2,199	2,070
June	3,672	3,491
July	5,195	5,467
August	6,996	7,157
September	8,466	8,417
October	10,347	
November	12,529	
December	14,096	
January	15,551	
February	16,821	
March	18,473	
April	18,654	
May	18,654	
June	18,700	

QUALITY

	Quantity	Base Number	Contract	LHB	Wales
% of FP17s for the same patient ID Re-attending within 3 months - Children	41	939	4.4%	8.8%	10.9%
% of FP17s for the same patient ID Re-attending within 3 months - Adults	275	2,382	11.5%	15.7%	16.2%
% of FP17s for the same patient ID Re-attending between 3 & 9 months - Children	515	939	54.8%	57.3%	58.9%
% of FP17s for the same patient ID Re-attending between 3 & 9 months - Adults	1,354	2,382	56.8%	55.1%	55.2%
% of FP17s for Band 1 Urgent Courses	247	3,227	7.7%	9.6%	9.1%
% of FP17s Relating to Free Repair or Replacements	2	3,227	0.1%	0.8%	0.8%
% of FP17s Relating to Continuations	9	3,227	0.3%	0.9%	0.8%
% of Patients satisfied with the dentistry they have received	10	11	90.9%	92.0%	92.0%
% of Patients satisfied with the time they had to wait for an appointment	10	11	90.9%	88.0%	87.6%

* This is based on patients treated on this contract for their most recent course of treatment. Figures in italics indicate the base number of FP17s or Patient Questionnaire responses are less than 100. N/A is shown where the base number of responses is less than 10 during the period. % is calculated as Quantity/Base number*100

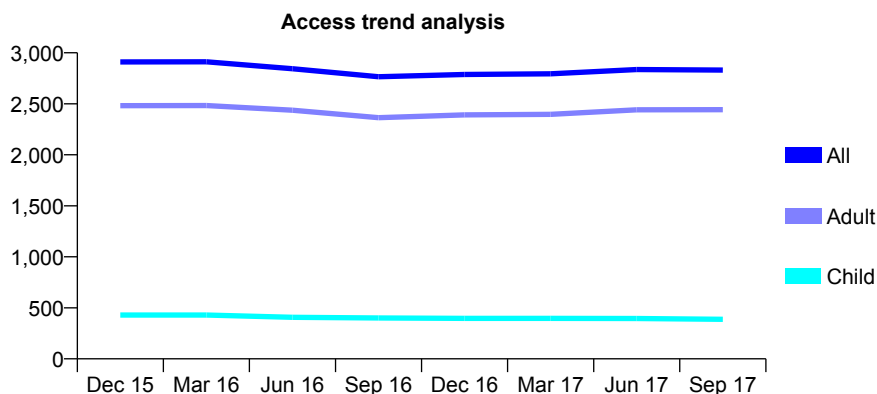
7A4 - Vital Signs At a Glance Contract Report for 158194/0020 - September 2017

Name or company name	Denticare Ltd
Contract type name	GDS Contract
Purpose of contract	General
Contract start date	01/05/2008
Contract end date	

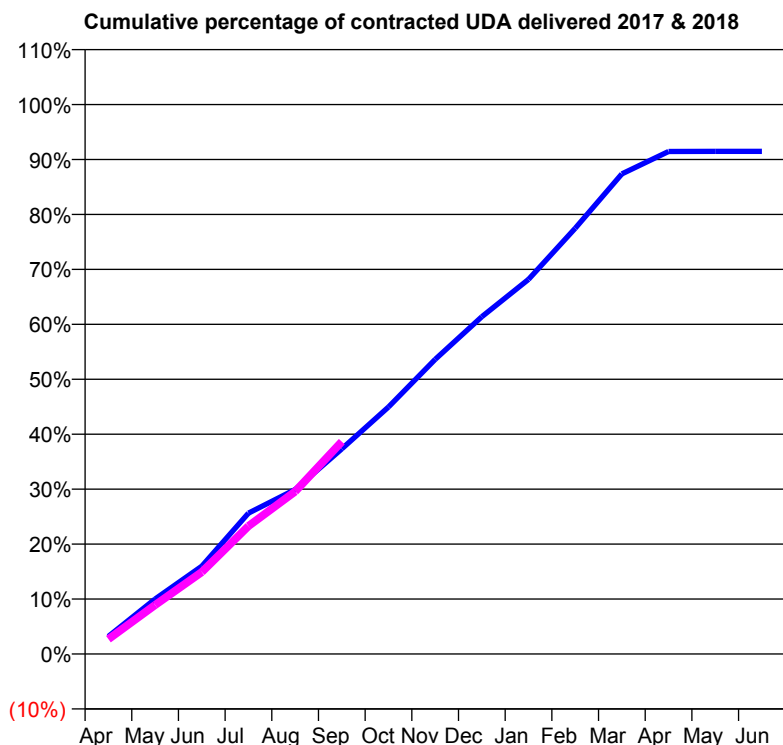
17/18 Contracted general activity (UDA)	12,620
Carry forward general activity (UDA)	0
17/18 Contracted orthodontic activity (UOA)	0
Carry forward orthodontic activity (UOA)	0
Baseline contract value	£307,407.49

ACCESS*

Patients seen in 24 months	Total	Change since previous quarter
Quarter ending September 2016	2,765	
Quarter ending December 2016	2,788	→
Quarter ending March 2017	2,794	→
Quarter ending June 2017	2,836	→
Quarter ending September 2017	2,831	→
Variance since September 2016	2.4%	↑



ACTIVITY



Month	Adjusted Scheduled Activity (UDA)	
	2017	2018
April	405	340
May	1,262	1,126
June	2,018	1,883
July	3,235	2,937
August	3,779	3,731
September	4,712	4,878
October	5,673	
November	6,766	
December	7,747	
January	8,605	
February	9,777	
March	11,027	
April	11,541	
May	11,544	
June	11,544	

QUALITY

	Quantity	Base Number	Contract	LHB	Wales
% of FP17s for the same patient ID Re-attending within 3 months - Children	13	270	4.8%	8.8%	10.9%
% of FP17s for the same patient ID Re-attending within 3 months - Adults	142	1,554	9.1%	15.7%	16.2%
% of FP17s for the same patient ID Re-attending between 3 & 9 months - Children	175	270	64.8%	57.3%	58.9%
% of FP17s for the same patient ID Re-attending between 3 & 9 months - Adults	867	1,554	55.8%	55.1%	55.2%
% of FP17s for Band 1 Urgent Courses	99	1,685	5.9%	9.6%	9.1%
% of FP17s Relating to Free Repair or Replacements	1	1,685	0.1%	0.8%	0.8%
% of FP17s Relating to Continuations	14	1,685	0.8%	0.9%	0.8%
% of Patients satisfied with the dentistry they have received	12	14	85.7%	92.0%	92.0%
% of Patients satisfied with the time they had to wait for an appointment	11	14	78.6%	88.0%	87.6%

* This is based on patients treated on this contract for their most recent course of treatment. Figures in italics indicate the base number of FP17s or Patient Questionnaire responses are less than 100. N/A is shown where the base number of responses is less than 10 during the period. % is calculated as Quantity/Base number*100

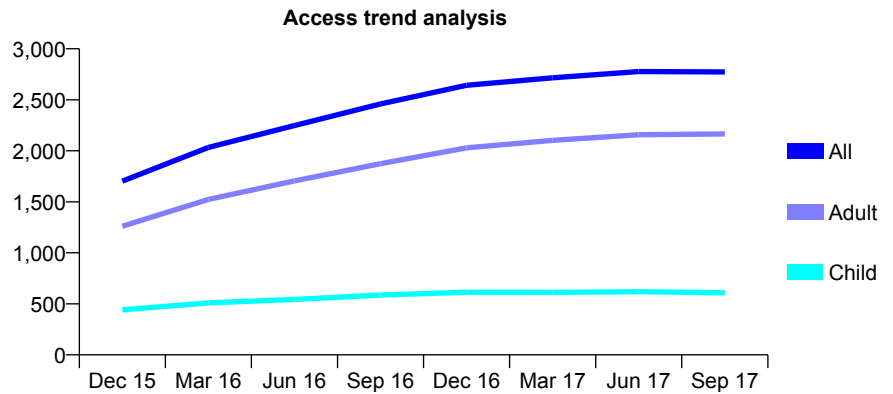
7A4 - Vital Signs At a Glance Contract Report for 158194/0027 - September 2017

Name or company name	Denticare Ltd
Contract type name	GDS Contract
Purpose of contract	General
Contract start date	01/04/2011
Contract end date	

17/18 Contracted general activity (UDA)	7,010
Carry forward general activity (UDA)	0
17/18 Contracted orthodontic activity (UOA)	0
Carry forward orthodontic activity (UOA)	0
Baseline contract value	£171,309.90

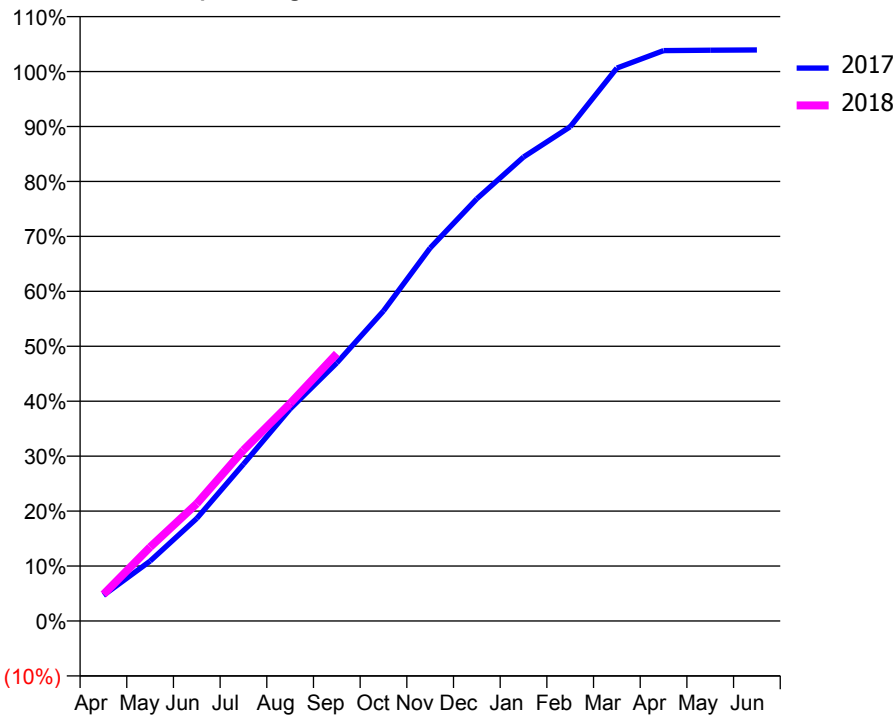
ACCESS*

Patients seen in 24 months	Total	Change since previous quarter
Quarter ending September 2016	2,460	
Quarter ending December 2016	2,643	↑
Quarter ending March 2017	2,716	↑
Quarter ending June 2017	2,777	↑
Quarter ending September 2017	2,773	→
Variance since September 2016	12.7%	↑



ACTIVITY

Cumulative percentage of contracted UDA delivered 2017 & 2018



Month	Adjusted Scheduled Activity (UDA)	
	2017	2018
April	328	339
May	764	943
June	1,309	1,498
July	2,001	2,179
August	2,706	2,776
September	3,292	3,412
October	3,956	
November	4,759	
December	5,386	
January	5,918	
February	6,306	
March	7,054	
April	7,277	
May	7,282	
June	7,285	

QUALITY

	Quantity	Base Number	Contract	LHB	Wales
% of FP17s for the same patient ID Re-attending within 3 months - Children	26	436	6.0%	8.8%	10.9%
% of FP17s for the same patient ID Re-attending within 3 months - Adults	203	1,492	13.6%	15.7%	16.2%
% of FP17s for the same patient ID Re-attending between 3 & 9 months - Children	253	436	58.0%	57.3%	58.9%
% of FP17s for the same patient ID Re-attending between 3 & 9 months - Adults	847	1,492	56.8%	55.1%	55.2%
% of FP17s for Band 1 Urgent Courses	138	1,796	7.7%	9.6%	9.1%
% of FP17s Relating to Free Repair or Replacements	6	1,796	0.3%	0.8%	0.8%
% of FP17s Relating to Continuations	20	1,796	1.1%	0.9%	0.8%
% of Patients satisfied with the dentistry they have received	14	14	100.0%	92.0%	92.0%
% of Patients satisfied with the time they had to wait for an appointment	11	14	78.6%	88.0%	87.6%

* This is based on patients treated on this contract for their most recent course of treatment. Figures in italics indicate the base number of FP17s or Patient Questionnaire responses are less than 100. N/A is shown where the base number of responses is less than 10 during the period. % is calculated as Quantity/Base number*100

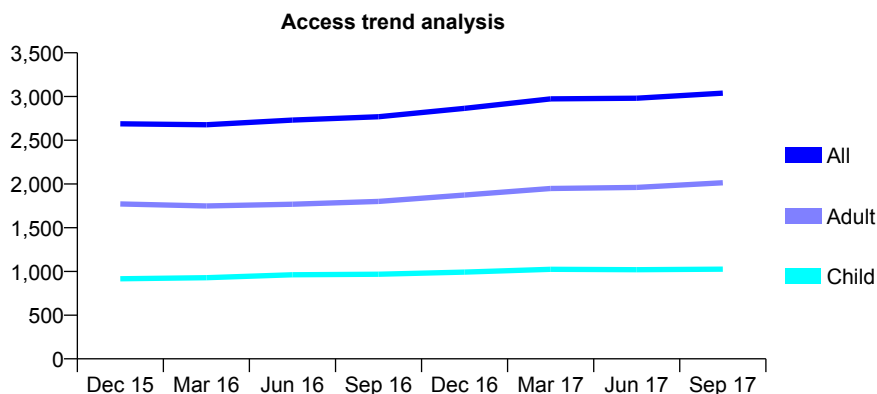
7A4 - Vital Signs At a Glance Contract Report for 158429/0001 - September 2017

Name or company name	PD Care Limited
Contract type name	GDS Contract
Purpose of contract	General
Contract start date	01/10/2011
Contract end date	

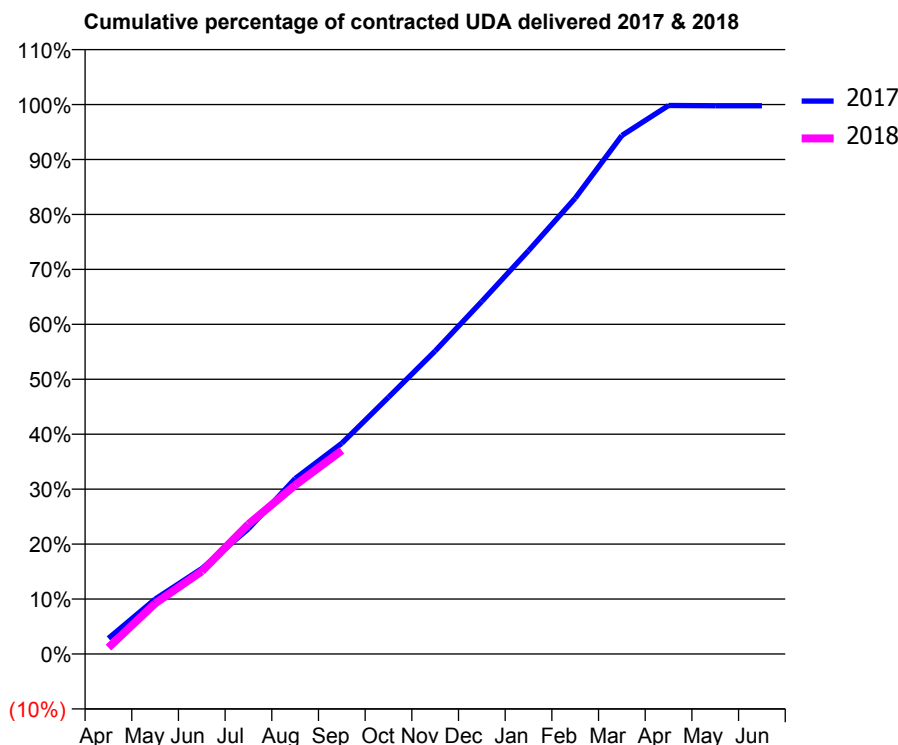
17/18 Contracted general activity (UDA)	10,160
Carry forward general activity (UDA)	0
17/18 Contracted orthodontic activity (UOA)	0
Carry forward orthodontic activity (UOA)	0
Baseline contract value	£248,326.76

ACCESS*

Patients seen in 24 months	Total	Change since previous quarter
Quarter ending September 2016	2,768	
Quarter ending December 2016	2,865	↑
Quarter ending March 2017	2,973	↑
Quarter ending June 2017	2,980	→
Quarter ending September 2017	3,039	→
Variance since September 2016	9.8%	↑



ACTIVITY



Month	Adjusted Scheduled Activity (UDA)	
	2017	2018
April	291	119
May	1,014	935
June	1,580	1,529
July	2,317	2,401
August	3,242	3,123
September	3,898	3,762
October	4,748	
November	5,602	
December	6,520	
January	7,456	
February	8,429	
March	9,586	
April	10,142	
May	10,137	
June	10,137	

QUALITY

	Quantity	Base Number	Contract	LHB	Wales
% of FP17s for the same patient ID Re-attending within 3 months - Children	46	756	6.1%	8.8%	10.9%
% of FP17s for the same patient ID Re-attending within 3 months - Adults	239	1,659	14.4%	15.7%	16.2%
% of FP17s for the same patient ID Re-attending between 3 & 9 months - Children	550	756	72.8%	57.3%	58.9%
% of FP17s for the same patient ID Re-attending between 3 & 9 months - Adults	1,079	1,659	65.0%	55.1%	55.2%
% of FP17s for Band 1 Urgent Courses	125	2,189	5.7%	9.6%	9.1%
% of FP17s Relating to Free Repair or Replacements	14	2,189	0.6%	0.8%	0.8%
% of FP17s Relating to Continuations	19	2,189	0.9%	0.9%	0.8%
% of Patients satisfied with the dentistry they have received	61	64	95.3%	92.0%	92.0%
% of Patients satisfied with the time they had to wait for an appointment	58	64	90.6%	88.0%	87.6%

* This is based on patients treated on this contract for their most recent course of treatment. Figures in italics indicate the base number of FP17s or Patient Questionnaire responses are less than 100. N/A is shown where the base number of responses is less than 10 during the period. % is calculated as Quantity/Base number*100

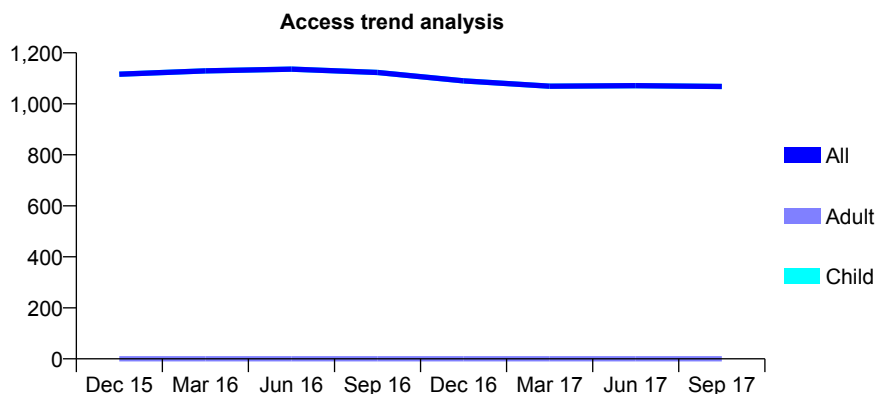
7A4 - Vital Signs At a Glance Contract Report for 159573/0001 - September 2017

Name or company name	S M Clark Limited
Contract type name	GDS Contract
Purpose of contract	General
Contract start date	01/11/2012
Contract end date	

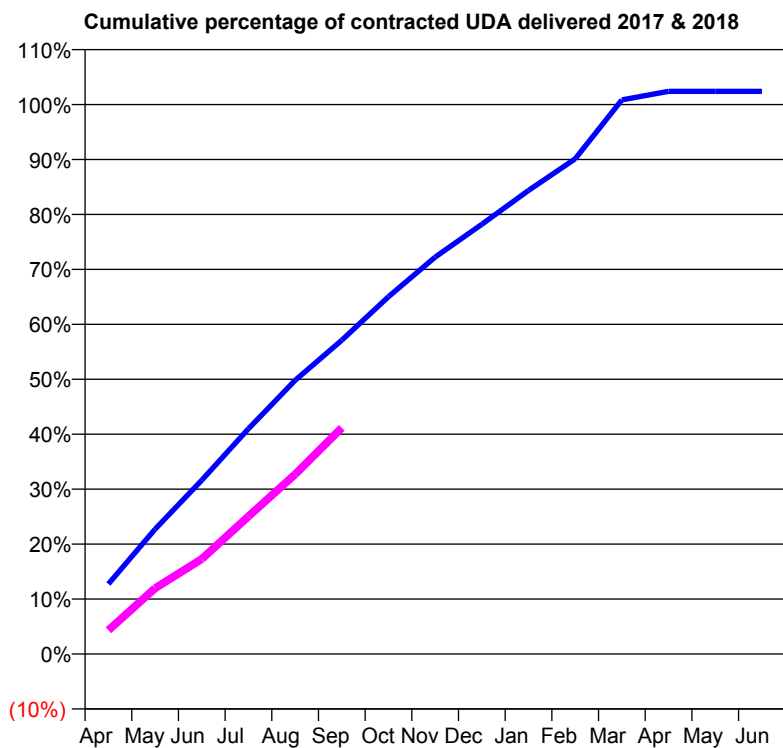
17/18 Contracted general activity (UDA)	2,315
Carry forward general activity (UDA)	0
17/18 Contracted orthodontic activity (UOA)	0
Carry forward orthodontic activity (UOA)	0
Baseline contract value	£54,890.15

ACCESS*

Patients seen in 24 months	Total	Change since previous quarter
Quarter ending September 2016	1,123	
Quarter ending December 2016	1,090	↓
Quarter ending March 2017	1,069	↓
Quarter ending June 2017	1,071	→
Quarter ending September 2017	1,068	→
Variance since September 2016	(4.9%)	↓



ACTIVITY



Month	Adjusted Scheduled Activity (UDA)	
	2017	2018
April	295	100
May	526	277
June	732	400
July	949	580
August	1,153	757
September	1,322	953
October	1,505	
November	1,672	
December	1,810	
January	1,953	
February	2,086	
March	2,334	
April	2,370	
May	2,370	
June	2,370	

QUALITY

	Quantity	Base Number	Contract	LHB	Wales
% of FP17s for the same patient ID Re-attending within 3 months - Children	20	761	2.6%	8.8%	10.9%
% of FP17s for the same patient ID Re-attending within 3 months - Adults	0	0	N/A	15.7%	16.2%
% of FP17s for the same patient ID Re-attending between 3 & 9 months - Children	529	761	69.5%	57.3%	58.9%
% of FP17s for the same patient ID Re-attending between 3 & 9 months - Adults	0	0	N/A	55.1%	55.2%
% of FP17s for Band 1 Urgent Courses	0	733	0.0%	9.6%	9.1%
% of FP17s Relating to Free Repair or Replacements	0	733	0.0%	0.8%	0.8%
% of FP17s Relating to Continuations	0	733	0.0%	0.9%	0.8%
% of Patients satisfied with the dentistry they have received	4	4	N/A	92.0%	92.0%
% of Patients satisfied with the time they had to wait for an appointment	3	4	N/A	88.0%	87.6%

* This is based on patients treated on this contract for their most recent course of treatment. Figures in italics indicate the base number of FP17s or Patient Questionnaire responses are less than 100. N/A is shown where the base number of responses is less than 10 during the period. % is calculated as Quantity/Base number*100

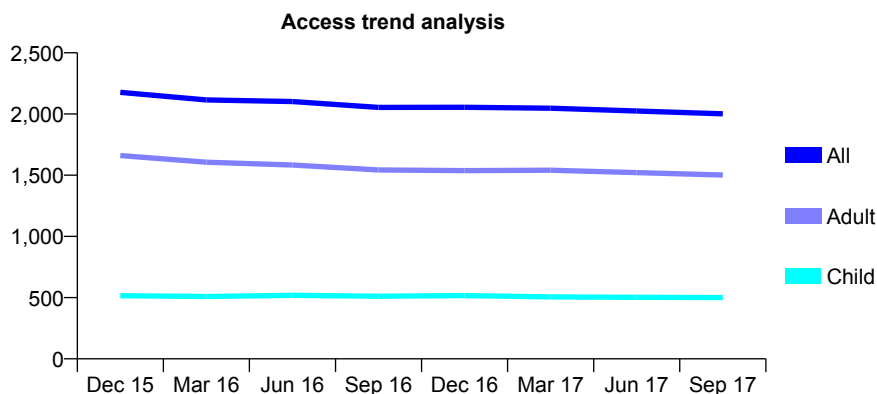
7A4 - Vital Signs At a Glance Contract Report for 161594/0001 - September 2017

Name or company name	Advance Dental Care Ltd
Contract type name	GDS Contract
Purpose of contract	General
Contract start date	16/06/2008
Contract end date	

17/18 Contracted general activity (UDA)	10,500
Carry forward general activity (UDA)	0
17/18 Contracted orthodontic activity (UOA)	0
Carry forward orthodontic activity (UOA)	0
Baseline contract value	£257,308.40

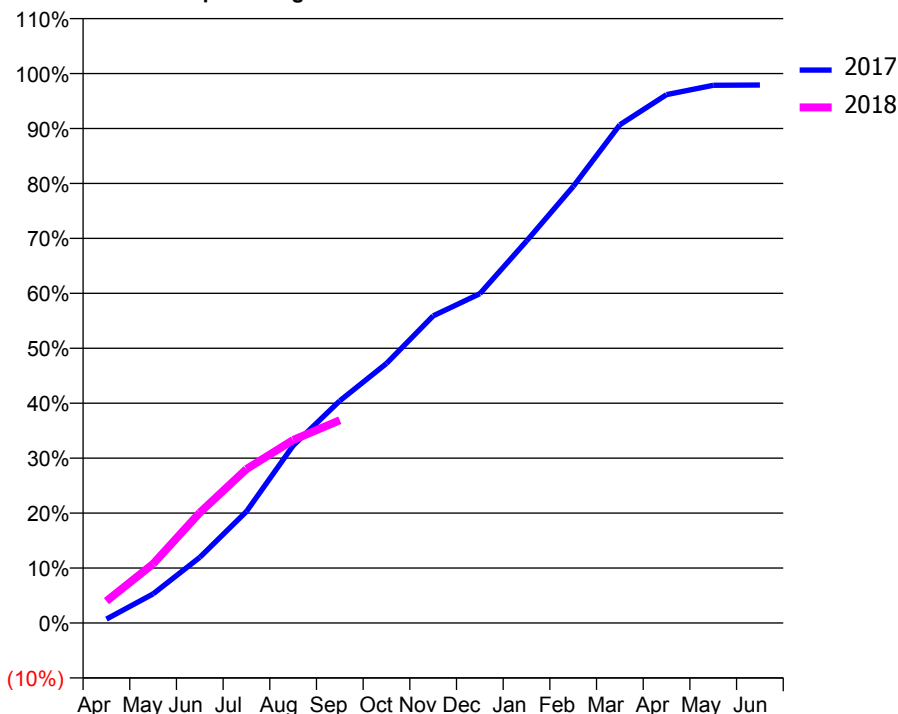
ACCESS*

Patients seen in 24 months	Total	Change since previous quarter
Quarter ending September 2016	2,054	
Quarter ending December 2016	2,055	→
Quarter ending March 2017	2,047	→
Quarter ending June 2017	2,024	↓
Quarter ending September 2017	2,002	↓
Variance since September 2016	(2.5%)	↓



ACTIVITY

Cumulative percentage of contracted UDA delivered 2017 & 2018



QUALITY

	Quantity	Base Number	Contract	LHB	Wales
% of FP17s for the same patient ID Re-attending within 3 months - Children	40	390	10.3%	8.8%	10.9%
% of FP17s for the same patient ID Re-attending within 3 months - Adults	282	1,298	21.7%	15.7%	16.2%
% of FP17s for the same patient ID Re-attending between 3 & 9 months - Children	238	390	61.0%	57.3%	58.9%
% of FP17s for the same patient ID Re-attending between 3 & 9 months - Adults	785	1,298	60.5%	55.1%	55.2%
% of FP17s for Band 1 Urgent Courses	162	1,400	11.6%	9.6%	9.1%
% of FP17s Relating to Free Repair or Replacements	12	1,400	0.9%	0.8%	0.8%
% of FP17s Relating to Continuations	35	1,400	2.5%	0.9%	0.8%
% of Patients satisfied with the dentistry they have received	18	19	94.7%	92.0%	92.0%
% of Patients satisfied with the time they had to wait for an appointment	16	19	84.2%	88.0%	87.6%

* This is based on patients treated on this contract for their most recent course of treatment. Figures in italics indicate the base number of FP17s or Patient Questionnaire responses are less than 100. N/A is shown where the base number of responses is less than 10 during the period. % is calculated as Quantity/Base number*100

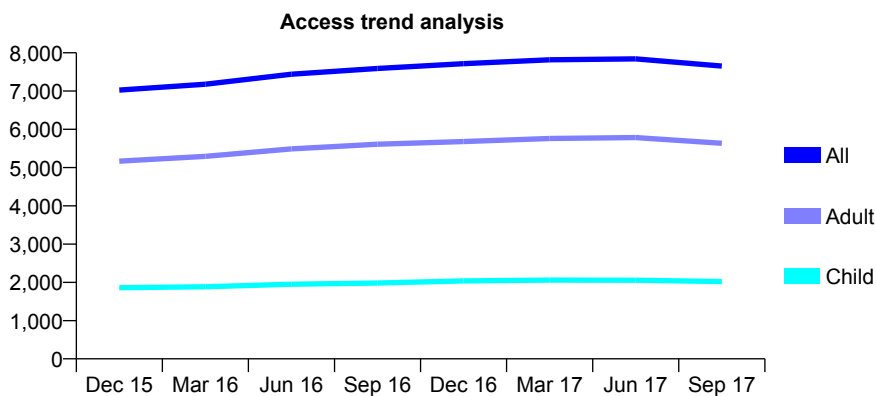
7A4 - Vital Signs At a Glance Contract Report for 165743/0001 - September 2017

Name or company name	MP Roach & CM Lloyd
Contract type name	GDS Contract
Purpose of contract	General
Contract start date	01/04/2011
Contract end date	30/09/2017

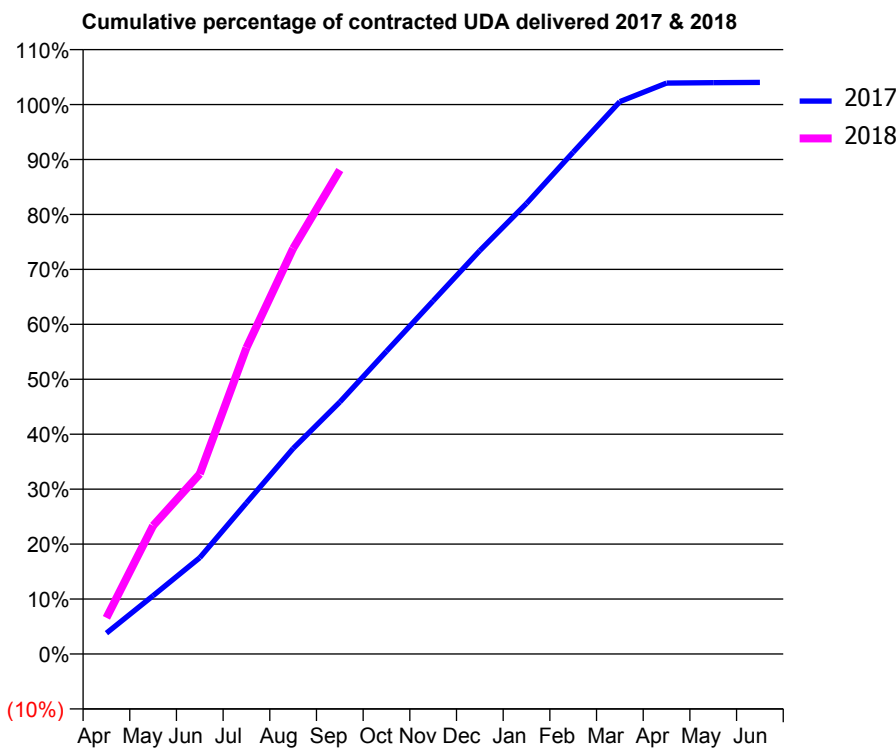
17/18 Contracted general activity (UDA)	11,277
Carry forward general activity (UDA)	0
17/18 Contracted orthodontic activity (UOA)	0
Carry forward orthodontic activity (UOA)	0
Baseline contract value	£288,782.73

ACCESS*

Patients seen in 24 months	Total	Change since previous quarter
Quarter ending September 2016	7,592	
Quarter ending December 2016	7,717	→
Quarter ending March 2017	7,817	→
Quarter ending June 2017	7,840	→
Quarter ending September 2017	7,654	↓
Variance since September 2016	0.8%	→



ACTIVITY



Month	Adjusted Scheduled Activity (UDA)	
	2017	2018
April	857	744
May	2,396	2,633
June	3,954	3,696
July	6,201	6,283
August	8,438	8,324
September	10,342	9,931
October	12,427	
November	14,493	
December	16,560	
January	18,491	
February	20,596	
March	22,673	
April	23,434	
May	23,451	
June	23,460	

QUALITY

	Quantity	Base Number	Contract	LHB	Wales
% of FP17s for the same patient ID Re-attending within 3 months - Children	94	1,605	5.9%	8.8%	10.9%
% of FP17s for the same patient ID Re-attending within 3 months - Adults	611	4,363	14.0%	15.7%	16.2%
% of FP17s for the same patient ID Re-attending between 3 & 9 months - Children	1,209	1,605	75.3%	57.3%	58.9%
% of FP17s for the same patient ID Re-attending between 3 & 9 months - Adults	3,067	4,363	70.3%	55.1%	55.2%
% of FP17s for Band 1 Urgent Courses	492	5,584	8.8%	9.6%	9.1%
% of FP17s Relating to Free Repair or Replacements	31	5,584	0.6%	0.8%	0.8%
% of FP17s Relating to Continuations	10	5,584	0.2%	0.9%	0.8%
% of Patients satisfied with the dentistry they have received	52	54	96.3%	92.0%	92.0%
% of Patients satisfied with the time they had to wait for an appointment	45	54	83.3%	88.0%	87.6%

* This is based on patients treated on this contract for their most recent course of treatment. Figures in italics indicate the base number of FP17s or Patient Questionnaire responses are less than 100. N/A is shown where the base number of responses is less than 10 during the period. % is calculated as Quantity/Base number*100

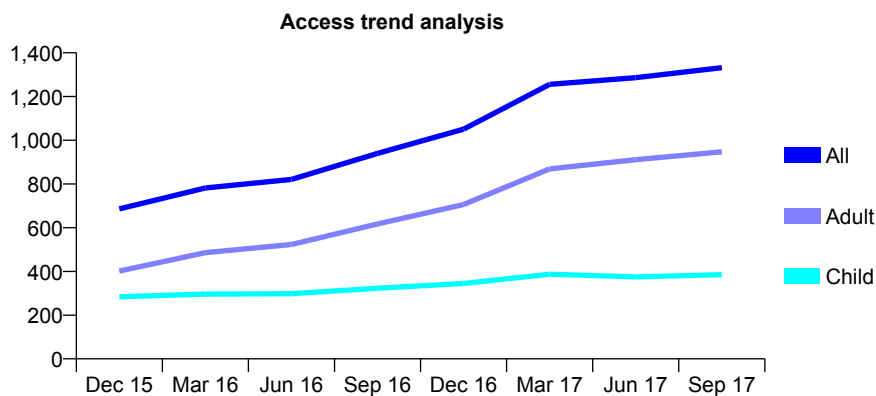
7A4 - Vital Signs At a Glance Contract Report for 172367/0001 - September 2017

Name or company name	Greenfield Dental Care Ltd
Contract type name	GDS Contract
Purpose of contract	General
Contract start date	01/04/2012
Contract end date	

17/18 Contracted general activity (UDA)	3,535
Carry forward general activity (UDA)	0
17/18 Contracted orthodontic activity (UOA)	0
Carry forward orthodontic activity (UOA)	0
Baseline contract value	£89,251.74

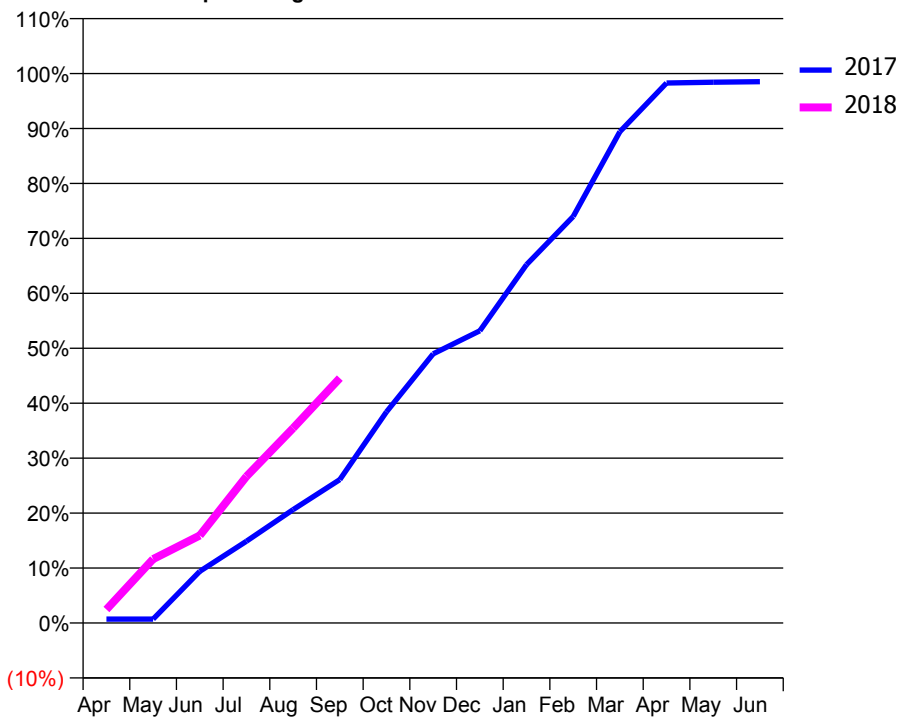
ACCESS*

Patients seen in 24 months	Total	Change since previous quarter
Quarter ending September 2016	940	
Quarter ending December 2016	1,051	↑
Quarter ending March 2017	1,256	↑
Quarter ending June 2017	1,286	↑
Quarter ending September 2017	1,332	↑
Variance since September 2016	41.7%	↑



ACTIVITY

Cumulative percentage of contracted UDA delivered 2017 & 2018



Month	Adjusted Scheduled Activity (UDA)	
	2017	2018
April	25	87
May	25	411
June	332	563
July	526	943
August	730	1,253
September	923	1,576
October	1,358	
November	1,732	
December	1,880	
January	2,306	
February	2,615	
March	3,161	
April	3,474	
May	3,479	
June	3,482	

QUALITY

	Quantity	Base Number	Contract	LHB	Wales
% of FP17s for the same patient ID Re-attending within 3 months - Children	32	258	12.4%	8.8%	10.9%
% of FP17s for the same patient ID Re-attending within 3 months - Adults	85	624	13.6%	15.7%	16.2%
% of FP17s for the same patient ID Re-attending between 3 & 9 months - Children	146	258	56.6%	57.3%	58.9%
% of FP17s for the same patient ID Re-attending between 3 & 9 months - Adults	308	624	49.4%	55.1%	55.2%
% of FP17s for Band 1 Urgent Courses	65	736	8.8%	9.6%	9.1%
% of FP17s Relating to Free Repair or Replacements	14	736	1.9%	0.8%	0.8%
% of FP17s Relating to Continuations	3	736	0.4%	0.9%	0.8%
% of Patients satisfied with the dentistry they have received	1	1	N/A	92.0%	92.0%
% of Patients satisfied with the time they had to wait for an appointment	0	1	N/A	88.0%	87.6%

* This is based on patients treated on this contract for their most recent course of treatment. Figures in italics indicate the base number of FP17s or Patient Questionnaire responses are less than 100. N/A is shown where the base number of responses is less than 10 during the period. % is calculated as Quantity/Base number*100

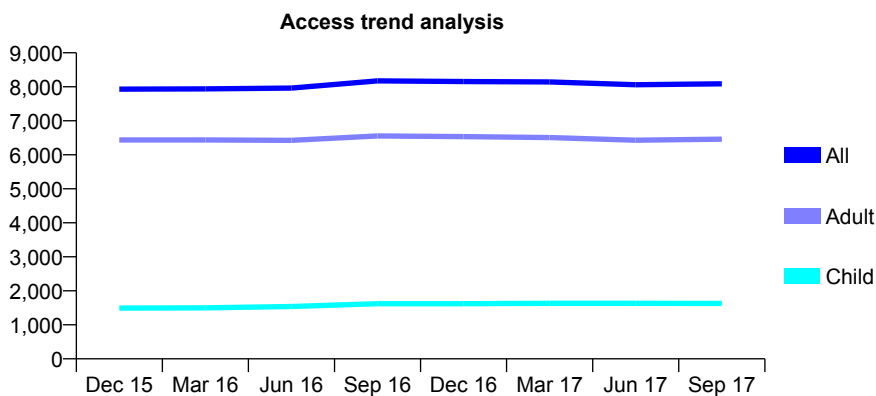
7A4 - Vital Signs At a Glance Contract Report for 172731/0001 - September 2017

Name or company name	Six Gables Dental Practice Ltd
Contract type name	GDS Contract
Purpose of contract	General
Contract start date	01/09/2010
Contract end date	

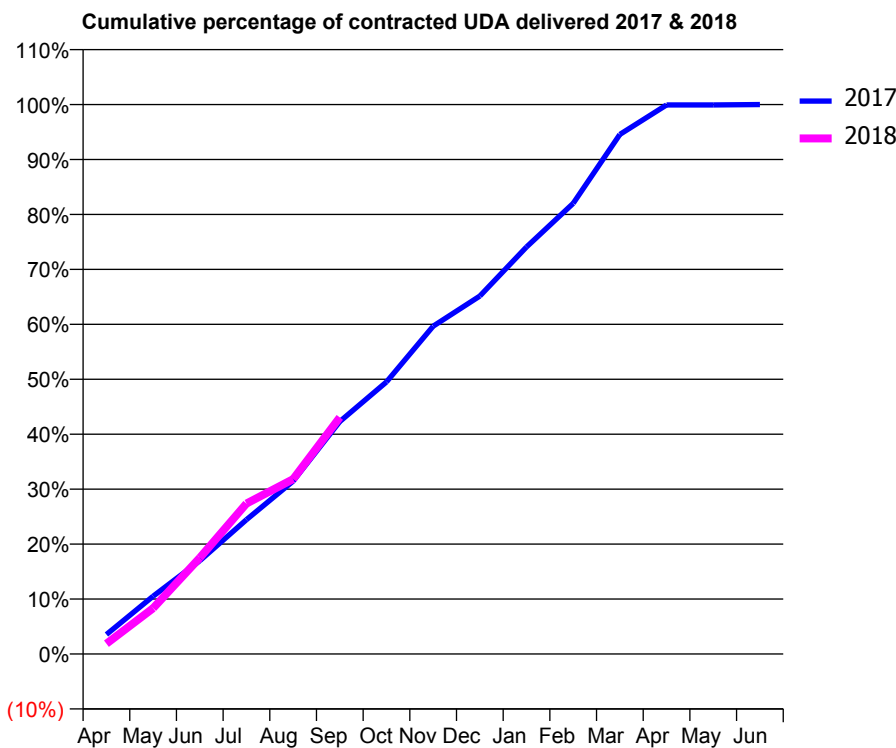
17/18 Contracted general activity (UDA)	22,715
Carry forward general activity (UDA)	0
17/18 Contracted orthodontic activity (UOA)	0
Carry forward orthodontic activity (UOA)	0
Baseline contract value	£514,386.90

ACCESS*

Patients seen in 24 months	Total	Change since previous quarter
Quarter ending September 2016	8,175	
Quarter ending December 2016	8,155	→
Quarter ending March 2017	8,143	→
Quarter ending June 2017	8,062	→
Quarter ending September 2017	8,087	→
Variance since September 2016	(1.1%)	↓



ACTIVITY



Month	Adjusted Scheduled Activity (UDA)	
	2017	2018
April	863	427
May	2,558	1,895
June	4,131	3,978
July	5,953	6,222
August	7,656	7,232
September	10,298	9,781
October	12,048	
November	14,519	
December	15,855	
January	18,027	
February	19,957	
March	23,011	
April	24,315	
May	24,314	
June	24,330	

QUALITY

	Quantity	Base Number	Contract	LHB	Wales
% of FP17s for the same patient ID Re-attending within 3 months - Children	42	1,045	4.0%	8.8%	10.9%
% of FP17s for the same patient ID Re-attending within 3 months - Adults	515	4,351	11.8%	15.7%	16.2%
% of FP17s for the same patient ID Re-attending between 3 & 9 months - Children	582	1,045	55.7%	57.3%	58.9%
% of FP17s for the same patient ID Re-attending between 3 & 9 months - Adults	2,549	4,351	58.6%	55.1%	55.2%
% of FP17s for Band 1 Urgent Courses	110	4,774	2.3%	9.6%	9.1%
% of FP17s Relating to Free Repair or Replacements	22	4,774	0.5%	0.8%	0.8%
% of FP17s Relating to Continuations	19	4,774	0.4%	0.9%	0.8%
% of Patients satisfied with the dentistry they have received	39	45	86.7%	92.0%	92.0%
% of Patients satisfied with the time they had to wait for an appointment	41	45	91.1%	88.0%	87.6%

* This is based on patients treated on this contract for their most recent course of treatment. Figures in italics indicate the base number of FP17s or Patient Questionnaire responses are less than 100. N/A is shown where the base number of responses is less than 10 during the period. % is calculated as Quantity/Base number*100

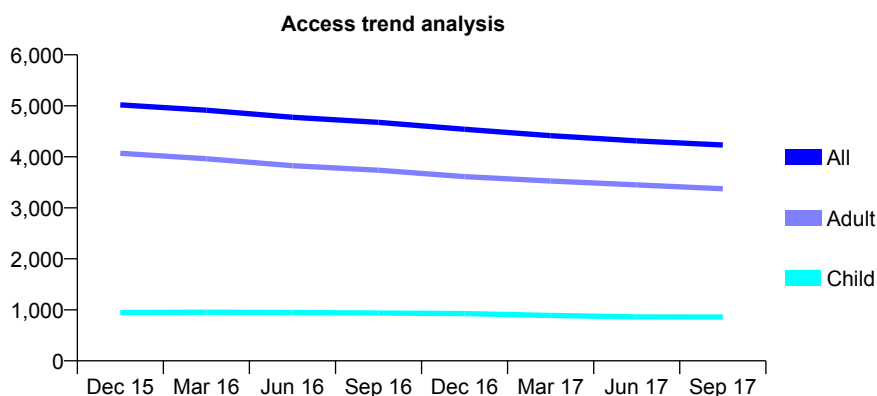
7A4 - Vital Signs At a Glance Contract Report for 174688/0001 - September 2017

Name or company name	Kevin Gracias & Amir Koochek
Contract type name	GDS Contract
Purpose of contract	General
Contract start date	01/04/2013
Contract end date	

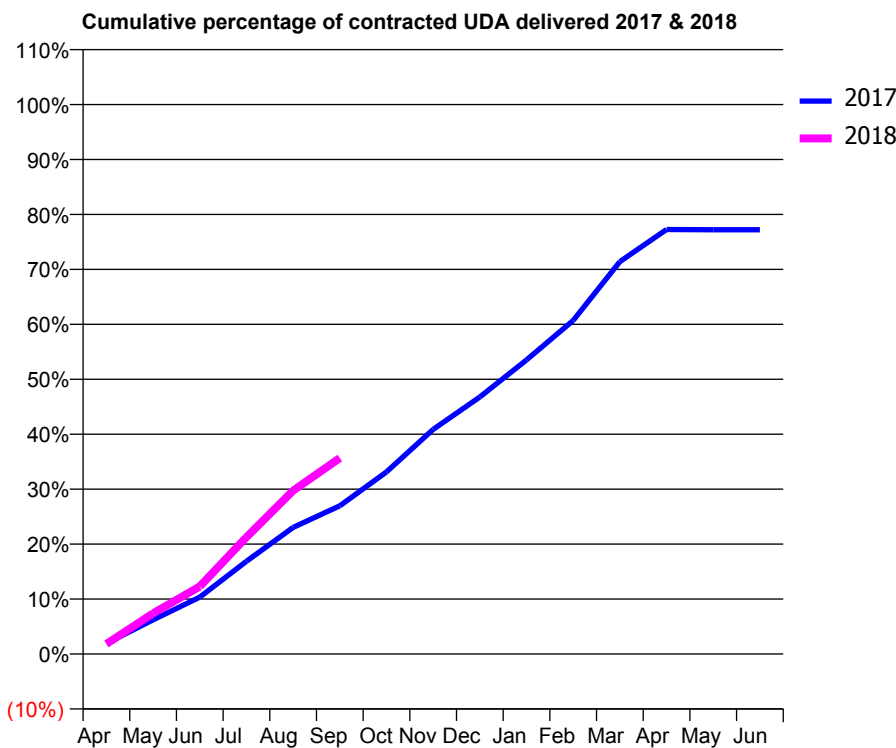
17/18 Contracted general activity (UDA)	14,750
Carry forward general activity (UDA)	0
17/18 Contracted orthodontic activity (UOA)	0
Carry forward orthodontic activity (UOA)	0
Baseline contract value	£362,465.39

ACCESS*

Patients seen in 24 months	Total	Change since previous quarter
Quarter ending September 2016	4,675	
Quarter ending December 2016	4,540	↓
Quarter ending March 2017	4,415	↓
Quarter ending June 2017	4,312	↓
Quarter ending September 2017	4,231	↓
Variance since September 2016	(9.5%)	↓



ACTIVITY



Month	Adjusted Scheduled Activity (UDA)	
	2017	2018
April	311	271
May	1,008	1,094
June	1,674	1,815
July	2,730	3,136
August	3,731	4,387
September	4,367	5,261
October	5,366	
November	6,619	
December	7,571	
January	8,665	
February	9,827	
March	11,560	
April	12,505	
May	12,499	
June	12,499	

QUALITY

	Quantity	Base Number	Contract	LHB	Wales
% of FP17s for the same patient ID Re-attending within 3 months - Children	15	487	3.1%	8.8%	10.9%
% of FP17s for the same patient ID Re-attending within 3 months - Adults	237	1,897	12.5%	15.7%	16.2%
% of FP17s for the same patient ID Re-attending between 3 & 9 months - Children	222	487	45.6%	57.3%	58.9%
% of FP17s for the same patient ID Re-attending between 3 & 9 months - Adults	888	1,897	46.8%	55.1%	55.2%
% of FP17s for Band 1 Urgent Courses	114	2,142	5.3%	9.6%	9.1%
% of FP17s Relating to Free Repair or Replacements	28	2,142	1.3%	0.8%	0.8%
% of FP17s Relating to Continuations	7	2,142	0.3%	0.9%	0.8%
% of Patients satisfied with the dentistry they have received	14	16	87.5%	92.0%	92.0%
% of Patients satisfied with the time they had to wait for an appointment	13	16	81.3%	88.0%	87.6%

* This is based on patients treated on this contract for their most recent course of treatment. Figures in italics indicate the base number of FP17s or Patient Questionnaire responses are less than 100. N/A is shown where the base number of responses is less than 10 during the period. % is calculated as Quantity/Base number*100

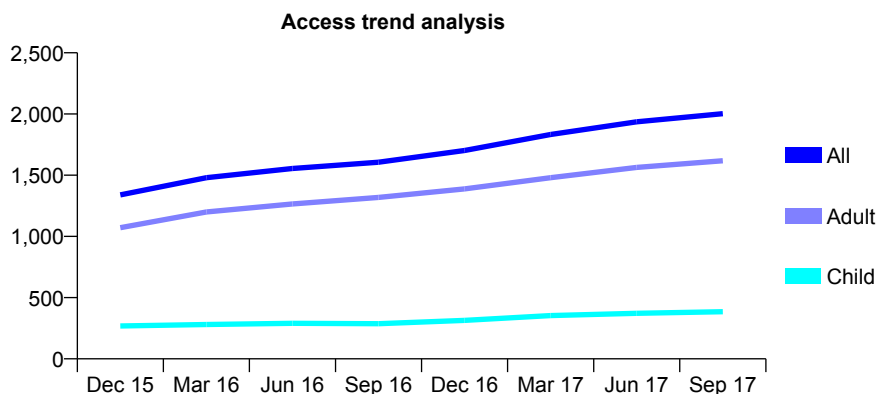
7A4 - Vital Signs At a Glance Contract Report for 182850/0001 - September 2017

Name or company name	M A Hill & S T Hill Ltd
Contract type name	GDS Contract
Purpose of contract	General
Contract start date	01/05/2011
Contract end date	

17/18 Contracted general activity (UDA)	6,721
Carry forward general activity (UDA)	0
17/18 Contracted orthodontic activity (UOA)	0
Carry forward orthodontic activity (UOA)	0
Baseline contract value	£119,380.83

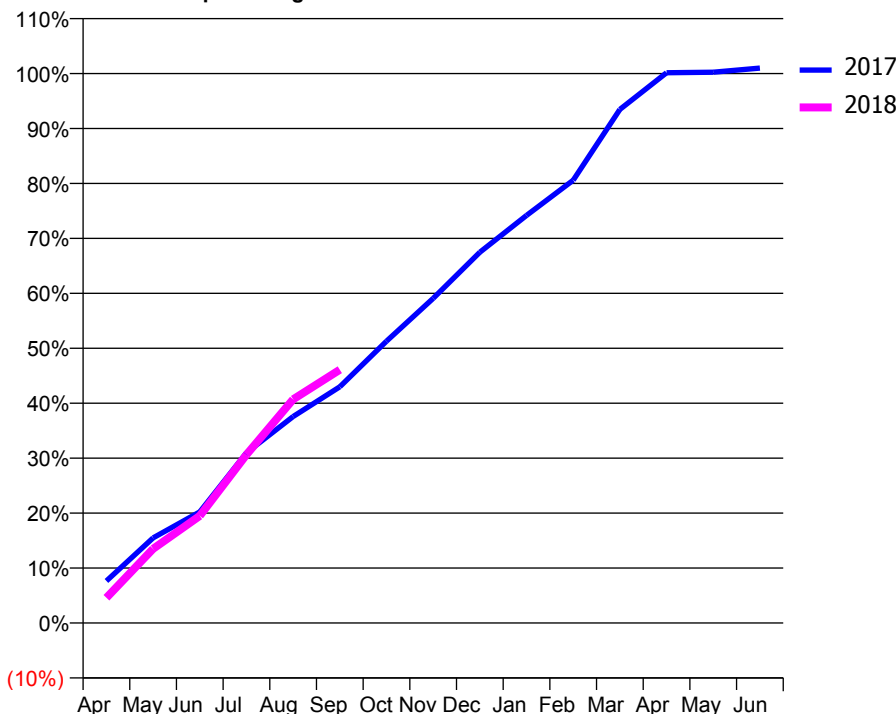
ACCESS*

Patients seen in 24 months	Total	Change since previous quarter
Quarter ending September 2016	1,606	
Quarter ending December 2016	1,702	↑
Quarter ending March 2017	1,833	↑
Quarter ending June 2017	1,936	↑
Quarter ending September 2017	2,003	↑
Variance since September 2016	24.7%	↑



ACTIVITY

Cumulative percentage of contracted UDA delivered 2017 & 2018



Month	Adjusted Scheduled Activity (UDA)	
	2017	2018
April	514	309
May	1,042	907
June	1,360	1,310
July	2,081	2,060
August	2,526	2,735
September	2,890	3,098
October	3,447	
November	3,971	
December	4,535	
January	4,985	
February	5,416	
March	6,282	
April	6,730	
May	6,737	
June	6,787	

QUALITY

	Quantity	Base Number	Contract	LHB	Wales
% of FP17s for the same patient ID Re-attending within 3 months - Children	18	318	5.7%	8.8%	10.9%
% of FP17s for the same patient ID Re-attending within 3 months - Adults	227	1,180	19.2%	15.7%	16.2%
% of FP17s for the same patient ID Re-attending between 3 & 9 months - Children	186	318	58.5%	57.3%	58.9%
% of FP17s for the same patient ID Re-attending between 3 & 9 months - Adults	594	1,180	50.3%	55.1%	55.2%
% of FP17s for Band 1 Urgent Courses	132	1,329	9.9%	9.6%	9.1%
% of FP17s Relating to Free Repair or Replacements	22	1,329	1.7%	0.8%	0.8%
% of FP17s Relating to Continuations	5	1,329	0.4%	0.9%	0.8%
% of Patients satisfied with the dentistry they have received	8	8	N/A	92.0%	92.0%
% of Patients satisfied with the time they had to wait for an appointment	8	8	N/A	88.0%	87.6%

* This is based on patients treated on this contract for their most recent course of treatment. Figures in italics indicate the base number of FP17s or Patient Questionnaire responses are less than 100. N/A is shown where the base number of responses is less than 10 during the period. % is calculated as Quantity/Base number*100

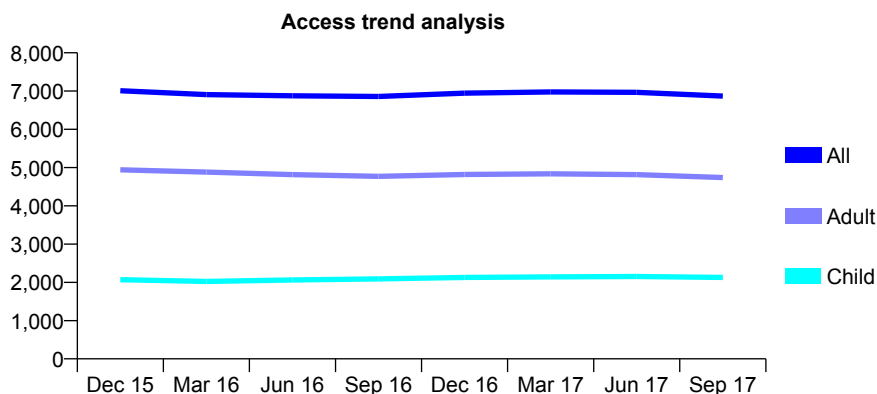
7A4 - Vital Signs At a Glance Contract Report for 190195/0016 - September 2017

Name or company name	Xeon Smiles UK Ltd
Contract type name	GDS Contract
Purpose of contract	General
Contract start date	01/04/2012
Contract end date	

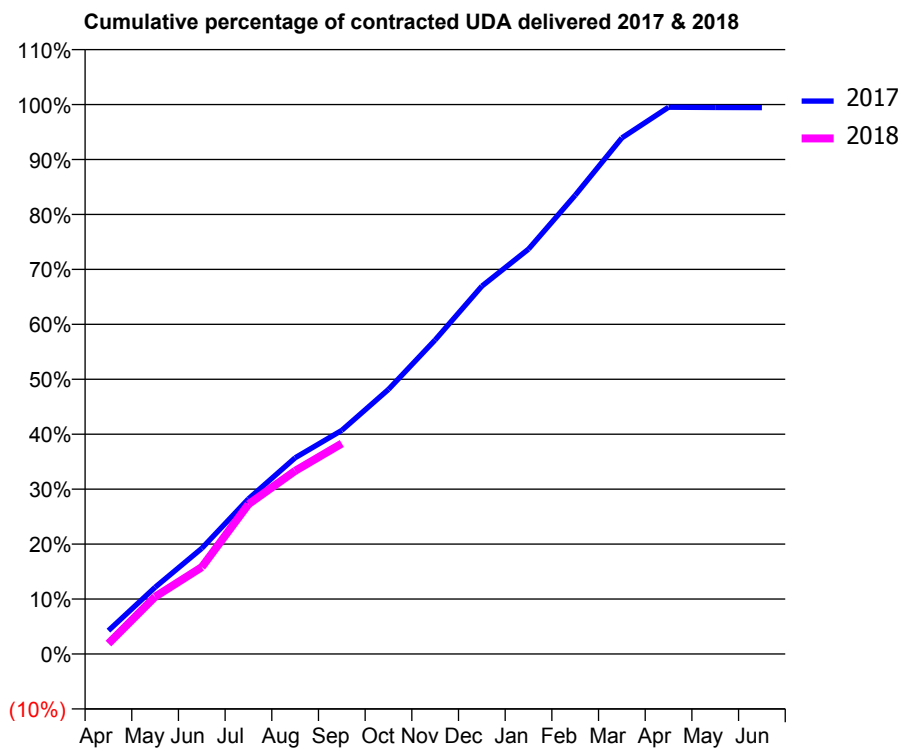
17/18 Contracted general activity (UDA)	21,605
Carry forward general activity (UDA)	0
17/18 Contracted orthodontic activity (UOA)	0
Carry forward orthodontic activity (UOA)	0
Baseline contract value	£532,212.57

ACCESS*

Patients seen in 24 months	Total	Change since previous quarter
Quarter ending September 2016	6,858	
Quarter ending December 2016	6,947	→
Quarter ending March 2017	6,978	→
Quarter ending June 2017	6,968	→
Quarter ending September 2017	6,868	↓
Variance since September 2016	0.1%	→



ACTIVITY



Month	Adjusted Scheduled Activity (UDA)	
	2017	2018
April	919	411
May	2,626	2,249
June	4,153	3,418
July	6,098	5,892
August	7,714	7,199
September	8,797	8,275
October	10,404	
November	12,350	
December	14,463	
January	15,920	
February	18,037	
March	20,293	
April	21,500	
May	21,488	
June	21,485	

QUALITY

	Quantity	Base Number	Contract	LHB	Wales
% of FP17s for the same patient ID Re-attending within 3 months - Children	78	1,421	5.5%	8.8%	10.9%
% of FP17s for the same patient ID Re-attending within 3 months - Adults	295	2,645	11.2%	15.7%	16.2%
% of FP17s for the same patient ID Re-attending between 3 & 9 months - Children	834	1,421	58.7%	57.3%	58.9%
% of FP17s for the same patient ID Re-attending between 3 & 9 months - Adults	1,377	2,645	52.1%	55.1%	55.2%
% of FP17s for Band 1 Urgent Courses	205	3,673	5.6%	9.6%	9.1%
% of FP17s Relating to Free Repair or Replacements	20	3,673	0.5%	0.8%	0.8%
% of FP17s Relating to Continuations	2	3,673	0.1%	0.9%	0.8%
% of Patients satisfied with the dentistry they have received	20	21	95.2%	92.0%	92.0%
% of Patients satisfied with the time they had to wait for an appointment	18	21	85.7%	88.0%	87.6%

* This is based on patients treated on this contract for their most recent course of treatment. Figures in italics indicate the base number of FP17s or Patient Questionnaire responses are less than 100. N/A is shown where the base number of responses is less than 10 during the period. % is calculated as Quantity/Base number*100

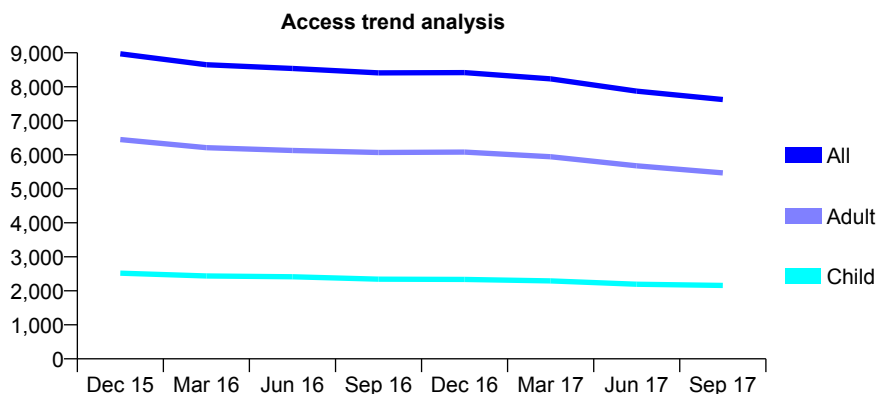
7A4 - Vital Signs At a Glance Contract Report for 190195/0017 - September 2017

Name or company name	Xeon Smiles UK Ltd
Contract type name	GDS Contract
Purpose of contract	General and Orthodontic
Contract start date	01/04/2012
Contract end date	

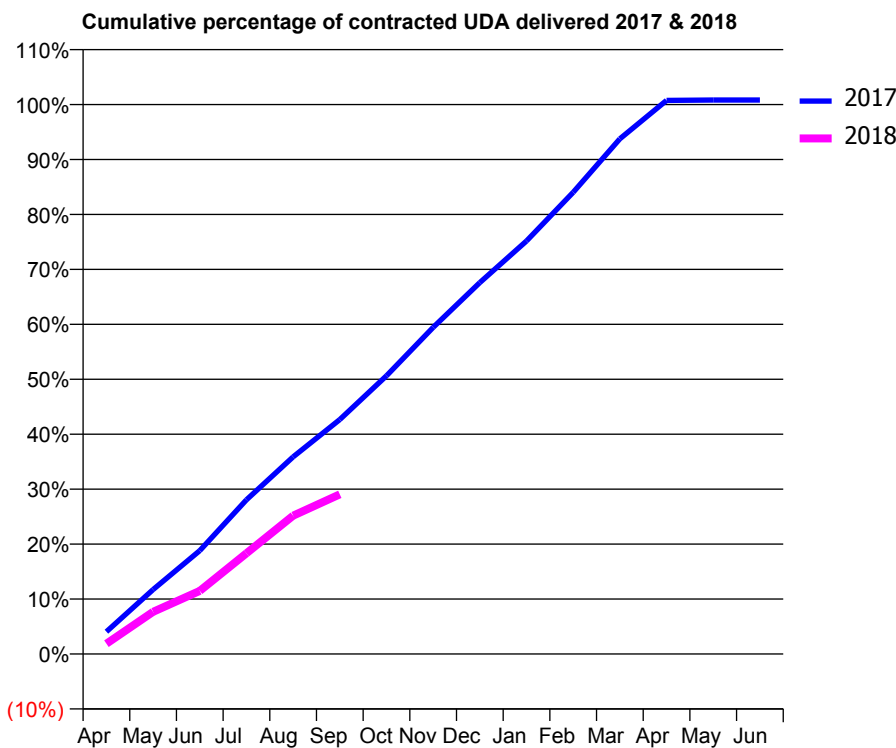
17/18 Contracted general activity (UDA)	31,000
Carry forward general activity (UDA)	0
17/18 Contracted orthodontic activity (UOA)	851
Carry forward orthodontic activity (UOA)	0
Baseline contract value	£807,957.96

ACCESS*

Patients seen in 24 months	Total	Change since previous quarter
Quarter ending September 2016	8,411	
Quarter ending December 2016	8,416	→
Quarter ending March 2017	8,235	↓
Quarter ending June 2017	7,874	↓
Quarter ending September 2017	7,625	↓
Variance since September 2016	(9.3%)	↓



ACTIVITY



Month	Adjusted Scheduled Activity (UDA)	
	2017	2018
April	1,260	581
May	3,641	2,380
June	5,838	3,561
July	8,704	5,683
August	11,123	7,802
September	13,230	9,007
October	15,693	
November	18,430	
December	20,954	
January	23,302	
February	26,047	
March	29,061	
April	31,233	
May	31,252	
June	31,252	

QUALITY

	Quantity	Base Number	Contract	LHB	Wales
% of FP17s for the same patient ID Re-attending within 3 months - Children	105	1,395	7.5%	8.8%	10.9%
% of FP17s for the same patient ID Re-attending within 3 months - Adults	435	3,322	13.1%	15.7%	16.2%
% of FP17s for the same patient ID Re-attending between 3 & 9 months - Children	866	1,395	62.1%	57.3%	58.9%
% of FP17s for the same patient ID Re-attending between 3 & 9 months - Adults	2,004	3,322	60.3%	55.1%	55.2%
% of FP17s for Band 1 Urgent Courses	205	3,899	5.3%	9.6%	9.1%
% of FP17s Relating to Free Repair or Replacements	16	3,899	0.4%	0.8%	0.8%
% of FP17s Relating to Continuations	7	3,899	0.2%	0.9%	0.8%
% of Patients satisfied with the dentistry they have received	32	38	84.2%	92.0%	92.0%
% of Patients satisfied with the time they had to wait for an appointment	28	38	73.7%	88.0%	87.6%

* This is based on patients treated on this contract for their most recent course of treatment. Figures in italics indicate the base number of FP17s or Patient Questionnaire responses are less than 100. N/A is shown where the base number of responses is less than 10 during the period. % is calculated as Quantity/Base number*100

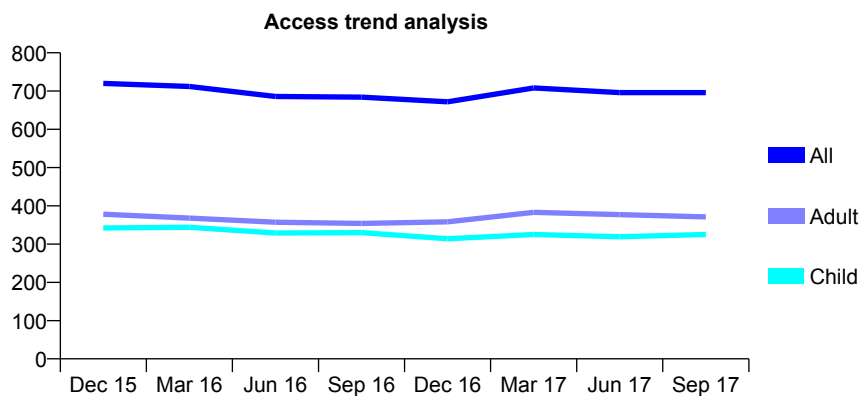
7A4 - Vital Signs At a Glance Contract Report for 190225/0001 - September 2017

Name or company name	Bay House Dental Practice Ltd
Contract type name	GDS Contract
Purpose of contract	General and Orthodontic
Contract start date	01/04/2011
Contract end date	

17/18 Contracted general activity (UDA)	2,544
Carry forward general activity (UDA)	0
17/18 Contracted orthodontic activity (UOA)	450
Carry forward orthodontic activity (UOA)	0
Baseline contract value	£103,821.41

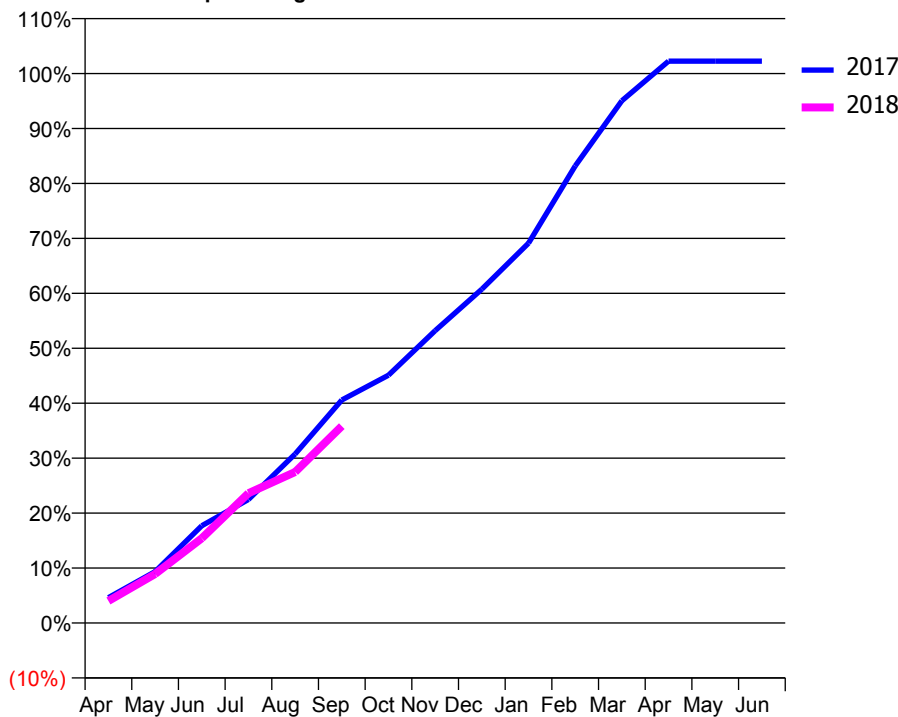
ACCESS*

Patients seen in 24 months	Total	Change since previous quarter
Quarter ending September 2016	684	
Quarter ending December 2016	672	↓
Quarter ending March 2017	708	↑
Quarter ending June 2017	696	↓
Quarter ending September 2017	696	→
Variance since September 2016	1.8%	→



ACTIVITY

Cumulative percentage of contracted UDA delivered 2017 & 2018



Month	Adjusted Scheduled Activity (UDA)	
	2017	2018
April	118	102
May	238	227
June	450	392
July	572	601
August	783	699
September	1,033	911
October	1,148	
November	1,354	
December	1,546	
January	1,759	
February	2,116	
March	2,418	
April	2,601	
May	2,601	
June	2,601	

QUALITY

	Quantity	Base Number	Contract	LHB	Wales
% of FP17s for the same patient ID Re-attending within 3 months - Children	29	243	11.9%	8.8%	10.9%
% of FP17s for the same patient ID Re-attending within 3 months - Adults	51	282	18.1%	15.7%	16.2%
% of FP17s for the same patient ID Re-attending between 3 & 9 months - Children	161	243	66.3%	57.3%	58.9%
% of FP17s for the same patient ID Re-attending between 3 & 9 months - Adults	179	282	63.5%	55.1%	55.2%
% of FP17s for Band 1 Urgent Courses	52	431	12.1%	9.6%	9.1%
% of FP17s Relating to Free Repair or Replacements	0	431	0.0%	0.8%	0.8%
% of FP17s Relating to Continuations	3	431	0.7%	0.9%	0.8%
% of Patients satisfied with the dentistry they have received	3	3	N/A	92.0%	92.0%
% of Patients satisfied with the time they had to wait for an appointment	2	3	N/A	88.0%	87.6%

* This is based on patients treated on this contract for their most recent course of treatment. Figures in italics indicate the base number of FP17s or Patient Questionnaire responses are less than 100. N/A is shown where the base number of responses is less than 10 during the period. % is calculated as Quantity/Base number*100

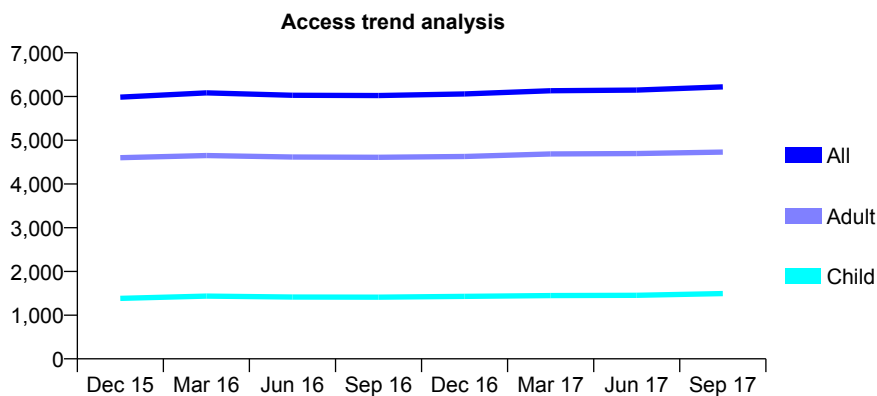
7A4 - Vital Signs At a Glance Contract Report for 191841/0001 - September 2017

Name or company name	RWH Limited
Contract type name	GDS Contract
Purpose of contract	General
Contract start date	01/04/2011
Contract end date	

17/18 Contracted general activity (UDA)	20,936
Carry forward general activity (UDA)	0
17/18 Contracted orthodontic activity (UOA)	0
Carry forward orthodontic activity (UOA)	0
Baseline contract value	£514,441.12

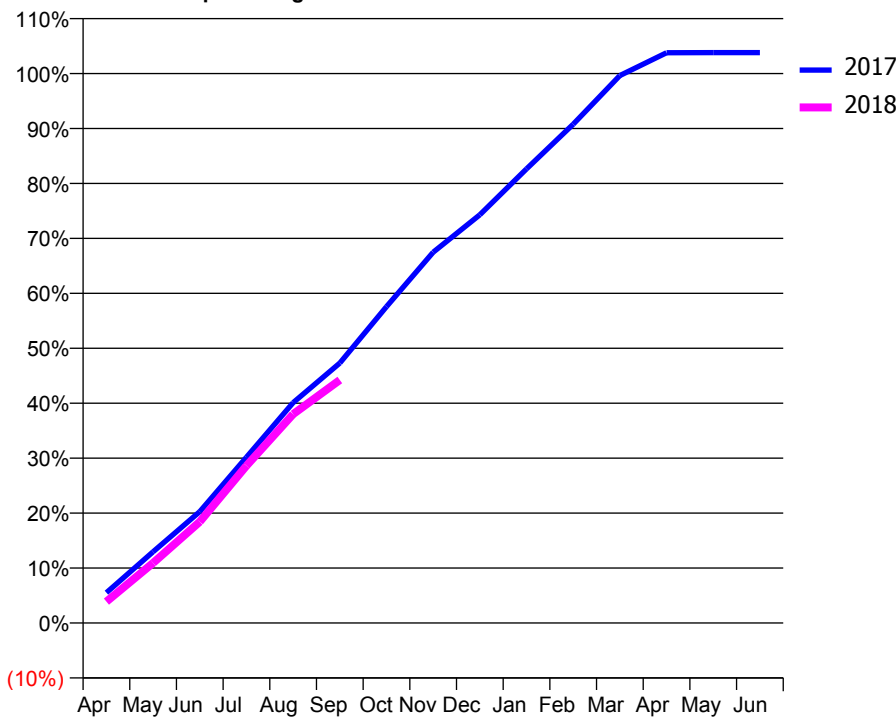
ACCESS*

Patients seen in 24 months	Total	Change since previous quarter
Quarter ending September 2016	6,021	
Quarter ending December 2016	6,058	→
Quarter ending March 2017	6,132	→
Quarter ending June 2017	6,149	→
Quarter ending September 2017	6,222	→
Variance since September 2016	3.3%	↑



ACTIVITY

Cumulative percentage of contracted UDA delivered 2017 & 2018



Adjusted Scheduled Activity (UDA)

Month	2017	2018
April	1,157	814
May	2,718	2,290
June	4,246	3,859
July	6,319	5,991
August	8,394	7,959
September	9,902	9,261
October	12,052	
November	14,128	
December	15,553	
January	17,301	
February	19,005	
March	20,857	
April	21,728	
May	21,732	
June	21,732	

QUALITY

	Quantity	Base Number	Contract	LHB	Wales
% of FP17s for the same patient ID Re-attending within 3 months - Children	109	1,119	9.7%	8.8%	10.9%
% of FP17s for the same patient ID Re-attending within 3 months - Adults	937	4,169	22.5%	15.7%	16.2%
% of FP17s for the same patient ID Re-attending between 3 & 9 months - Children	637	1,119	56.9%	57.3%	58.9%
% of FP17s for the same patient ID Re-attending between 3 & 9 months - Adults	2,344	4,169	56.2%	55.1%	55.2%
% of FP17s for Band 1 Urgent Courses	465	4,851	9.6%	9.6%	9.1%
% of FP17s Relating to Free Repair or Replacements	63	4,851	1.3%	0.8%	0.8%
% of FP17s Relating to Continuations	94	4,851	1.9%	0.9%	0.8%
% of Patients satisfied with the dentistry they have received	25	26	96.2%	92.0%	92.0%
% of Patients satisfied with the time they had to wait for an appointment	26	26	100.0%	88.0%	87.6%

* This is based on patients treated on this contract for their most recent course of treatment. Figures in italics indicate the base number of FP17s or Patient Questionnaire responses are less than 100. N/A is shown where the base number of responses is less than 10 during the period. % is calculated as Quantity/Base number*100

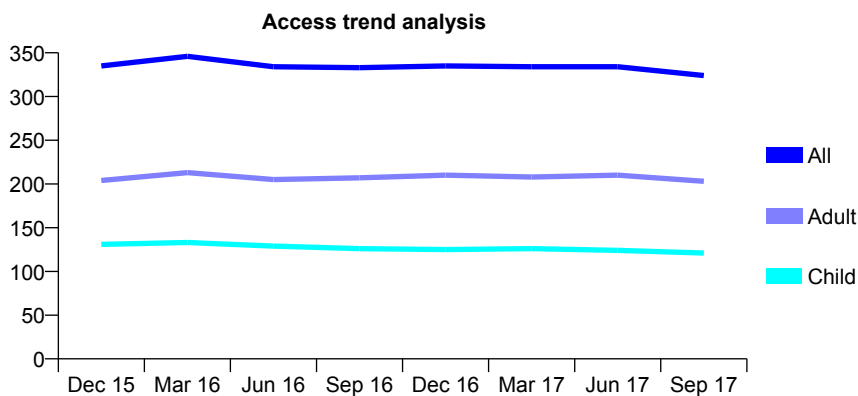
7A4 - Vital Signs At a Glance Contract Report for 195359/0001 - September 2017

Name or company name	Rebecca Close & David Edward Webster
Contract type name	GDS Contract
Purpose of contract	General
Contract start date	01/08/2013
Contract end date	

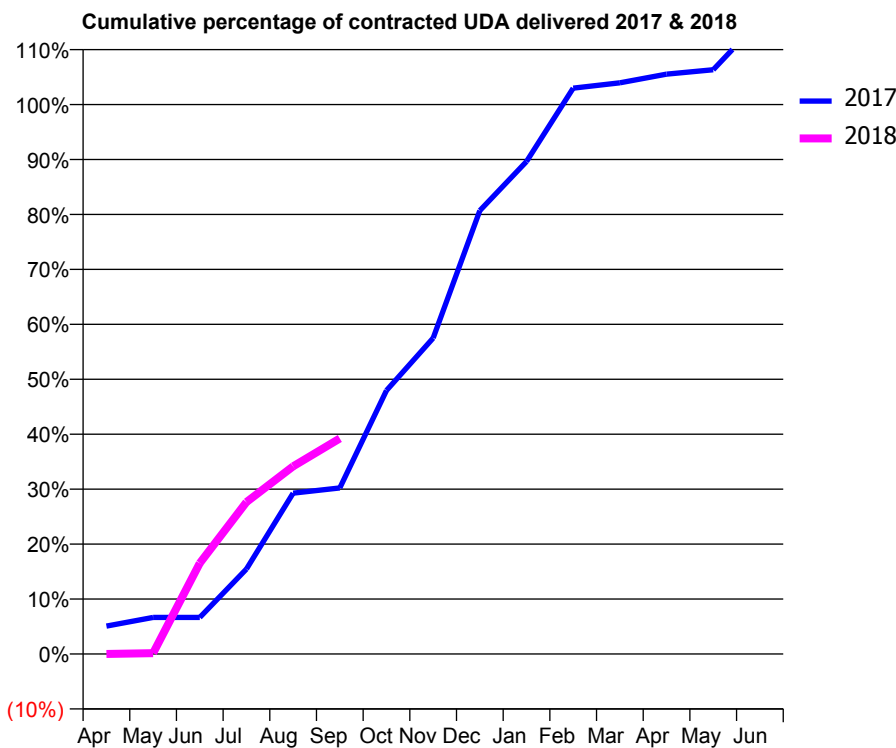
17/18 Contracted general activity (UDA)	630
Carry forward general activity (UDA)	0
17/18 Contracted orthodontic activity (UOA)	0
Carry forward orthodontic activity (UOA)	0
Baseline contract value	£16,340.84

ACCESS*

Patients seen in 24 months	Total	Change since previous quarter
Quarter ending September 2016	333	
Quarter ending December 2016	335	→
Quarter ending March 2017	334	→
Quarter ending June 2017	334	→
Quarter ending September 2017	324	↓
Variance since September 2016	(2.7%)	↓



ACTIVITY



Month	Adjusted Scheduled Activity (UDA)	
	2017	2018
April	32	0
May	42	1
June	42	104
July	97	174
August	184	215
September	190	247
October	302	
November	362	
December	508	
January	565	
February	649	
March	655	
April	665	
May	670	
June	726	

QUALITY

	Quantity	Base Number	Contract	LHB	Wales
% of FP17s for the same patient ID Re-attending within 3 months - Children	0	52	0.0%	8.8%	10.9%
% of FP17s for the same patient ID Re-attending within 3 months - Adults	6	107	5.6%	15.7%	16.2%
% of FP17s for the same patient ID Re-attending between 3 & 9 months - Children	34	52	65.4%	57.3%	58.9%
% of FP17s for the same patient ID Re-attending between 3 & 9 months - Adults	60	107	56.1%	55.1%	55.2%
% of FP17s for Band 1 Urgent Courses	1	109	0.9%	9.6%	9.1%
% of FP17s Relating to Free Repair or Replacements	1	109	0.9%	0.8%	0.8%
% of FP17s Relating to Continuations	0	109	0.0%	0.9%	0.8%
% of Patients satisfied with the dentistry they have received	0	0	N/A	92.0%	92.0%
% of Patients satisfied with the time they had to wait for an appointment	0	0	N/A	88.0%	87.6%

* This is based on patients treated on this contract for their most recent course of treatment. Figures in italics indicate the base number of FP17s or Patient Questionnaire responses are less than 100. N/A is shown where the base number of responses is less than 10 during the period. % is calculated as Quantity/Base number*100

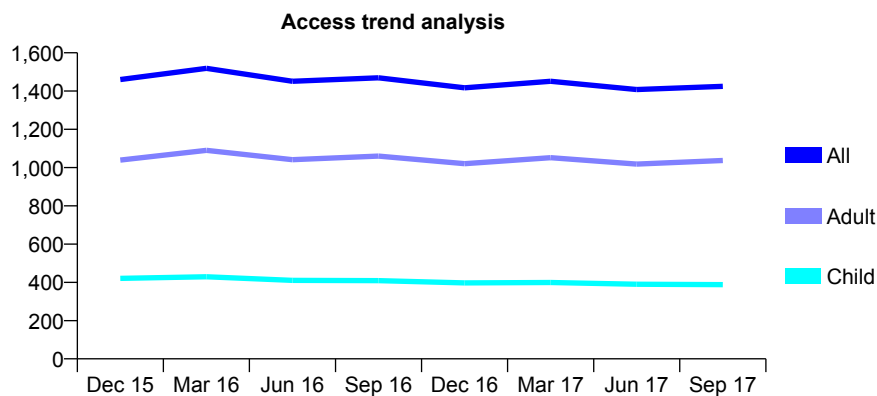
7A4 - Vital Signs At a Glance Contract Report for 222798/0001 - September 2017

Name or company name	MR RJ CAPRON
Contract type name	GDS Contract
Purpose of contract	General
Contract start date	01/04/2006
Contract end date	

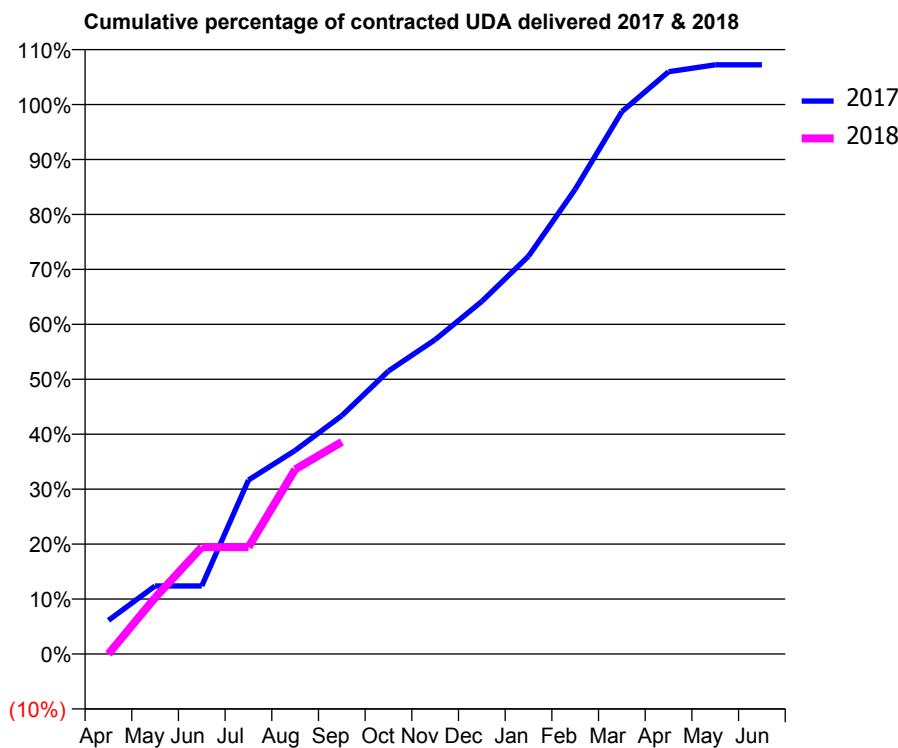
17/18 Contracted general activity (UDA)	4,839
Carry forward general activity (UDA)	0
17/18 Contracted orthodontic activity (UOA)	0
Carry forward orthodontic activity (UOA)	0
Baseline contract value	£137,758.61

ACCESS*

Patients seen in 24 months	Total	Change since previous quarter
Quarter ending September 2016	1,469	
Quarter ending December 2016	1,417	↓
Quarter ending March 2017	1,451	↑
Quarter ending June 2017	1,408	↓
Quarter ending September 2017	1,425	→
Variance since September 2016	(3.0%)	↓



ACTIVITY



Month	Adjusted Scheduled Activity (UDA)	
	2017	2018
April	296	0
May	599	496
June	599	941
July	1,532	941
August	1,792	1,625
September	2,099	1,868
October	2,493	
November	2,768	
December	3,105	
January	3,503	
February	4,093	
March	4,777	
April	5,128	
May	5,188	
June	5,188	

QUALITY

	Quantity	Base Number	Contract	LHB	Wales
% of FP17s for the same patient ID Re-attending within 3 months - Children	23	227	10.1%	8.8%	10.9%
% of FP17s for the same patient ID Re-attending within 3 months - Adults	116	626	18.5%	15.7%	16.2%
% of FP17s for the same patient ID Re-attending between 3 & 9 months - Children	83	227	36.6%	57.3%	58.9%
% of FP17s for the same patient ID Re-attending between 3 & 9 months - Adults	293	626	46.8%	55.1%	55.2%
% of FP17s for Band 1 Urgent Courses	105	759	13.8%	9.6%	9.1%
% of FP17s Relating to Free Repair or Replacements	0	759	0.0%	0.8%	0.8%
% of FP17s Relating to Continuations	8	759	1.1%	0.9%	0.8%
% of Patients satisfied with the dentistry they have received	4	5	N/A	92.0%	92.0%
% of Patients satisfied with the time they had to wait for an appointment	4	5	N/A	88.0%	87.6%

* This is based on patients treated on this contract for their most recent course of treatment. Figures in italics indicate the base number of FP17s or Patient Questionnaire responses are less than 100. N/A is shown where the base number of responses is less than 10 during the period. % is calculated as Quantity/Base number*100

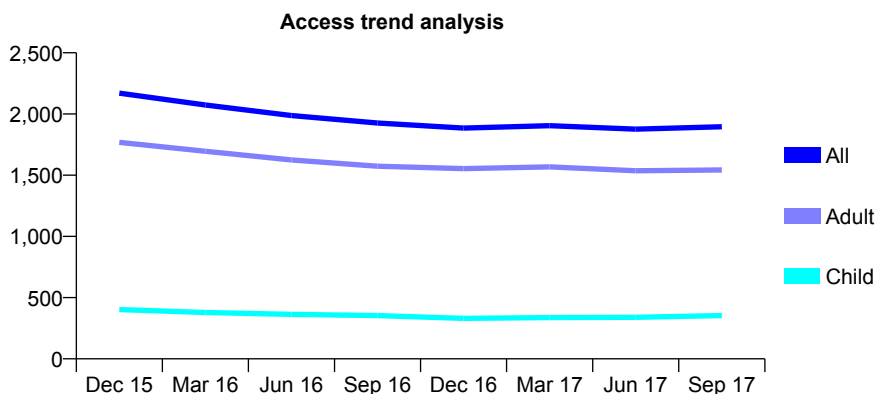
7A4 - Vital Signs At a Glance Contract Report for 239887/0001 - September 2017

Name or company name	MISS S YEGANEH
Contract type name	GDS Contract
Purpose of contract	General
Contract start date	01/04/2006
Contract end date	

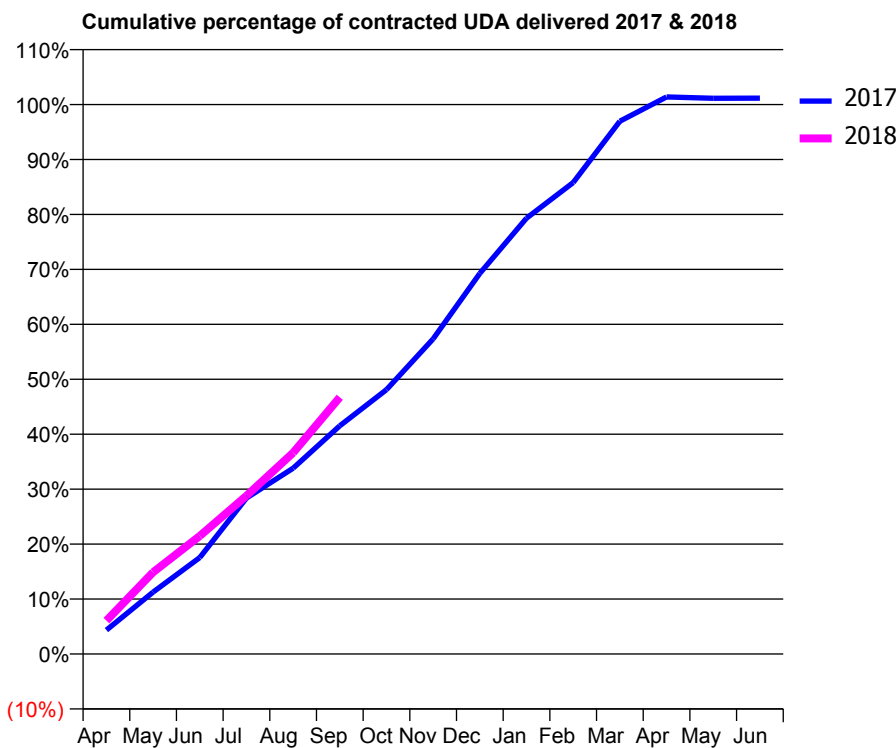
17/18 Contracted general activity (UDA)	7,705
Carry forward general activity (UDA)	0
17/18 Contracted orthodontic activity (UOA)	0
Carry forward orthodontic activity (UOA)	0
Baseline contract value	£155,882.60

ACCESS*

Patients seen in 24 months	Total	Change since previous quarter
Quarter ending September 2016	1,926	
Quarter ending December 2016	1,885	↓
Quarter ending March 2017	1,905	→
Quarter ending June 2017	1,876	↓
Quarter ending September 2017	1,896	→
Variance since September 2016	(1.6%)	↓



ACTIVITY



Month	Adjusted Scheduled Activity (UDA)	
	2017	2018
April	336	469
May	869	1,146
June	1,353	1,657
July	2,187	2,218
August	2,606	2,822
September	3,200	3,601
October	3,706	
November	4,420	
December	5,338	
January	6,110	
February	6,611	
March	7,471	
April	7,811	
May	7,792	
June	7,795	

QUALITY

	Quantity	Base Number	Contract	LHB	Wales
% of FP17s for the same patient ID Re-attending within 3 months - Children	10	304	3.3%	8.8%	10.9%
% of FP17s for the same patient ID Re-attending within 3 months - Adults	157	1,245	12.6%	15.7%	16.2%
% of FP17s for the same patient ID Re-attending between 3 & 9 months - Children	223	304	73.4%	57.3%	58.9%
% of FP17s for the same patient ID Re-attending between 3 & 9 months - Adults	756	1,245	60.7%	55.1%	55.2%
% of FP17s for Band 1 Urgent Courses	40	1,458	2.7%	9.6%	9.1%
% of FP17s Relating to Free Repair or Replacements	4	1,458	0.3%	0.8%	0.8%
% of FP17s Relating to Continuations	2	1,458	0.1%	0.9%	0.8%
% of Patients satisfied with the dentistry they have received	10	11	90.9%	92.0%	92.0%
% of Patients satisfied with the time they had to wait for an appointment	11	11	100.0%	88.0%	87.6%

* This is based on patients treated on this contract for their most recent course of treatment. Figures in italics indicate the base number of FP17s or Patient Questionnaire responses are less than 100. N/A is shown where the base number of responses is less than 10 during the period. % is calculated as Quantity/Base number*100

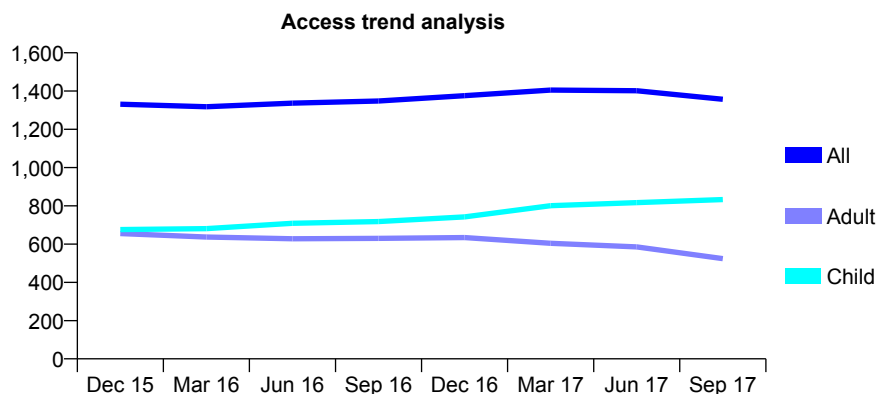
7A4 - Vital Signs At a Glance Contract Report for 250090/0001 - September 2017

Name or company name	MR M THOMAS
Contract type name	GDS Contract
Purpose of contract	General
Contract start date	01/04/2006
Contract end date	

17/18 Contracted general activity (UDA)	4,018
Carry forward general activity (UDA)	0
17/18 Contracted orthodontic activity (UOA)	0
Carry forward orthodontic activity (UOA)	0
Baseline contract value	£99,762.00

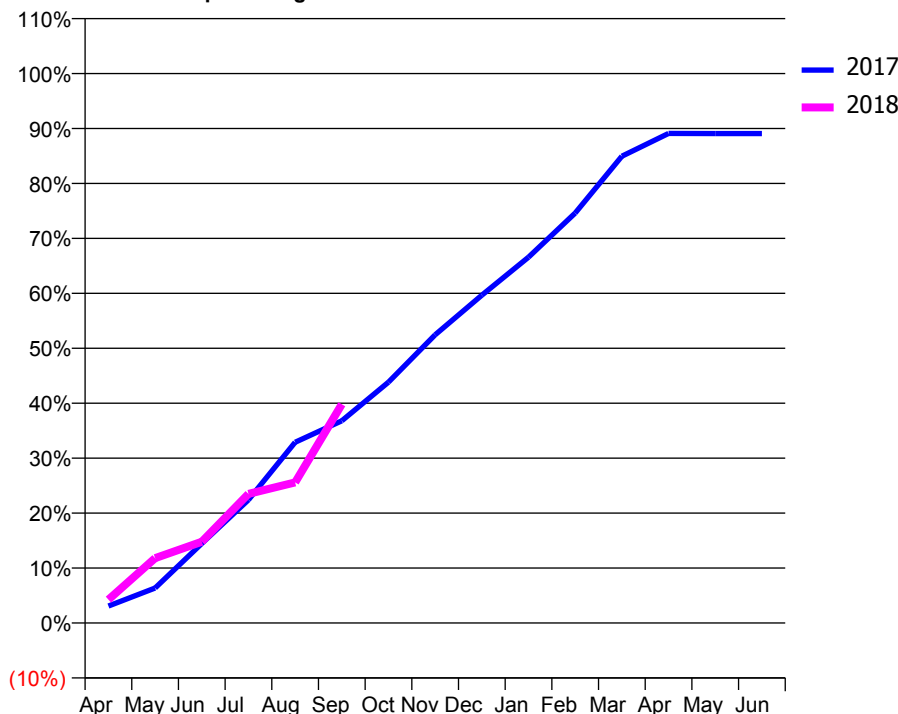
ACCESS*

Patients seen in 24 months	Total	Change since previous quarter
Quarter ending September 2016	1,348	
Quarter ending December 2016	1,376	↑
Quarter ending March 2017	1,405	↑
Quarter ending June 2017	1,402	→
Quarter ending September 2017	1,357	↓
Variance since September 2016	0.7%	→



ACTIVITY

Cumulative percentage of contracted UDA delivered 2017 & 2018



Adjusted Scheduled Activity (UDA)

Month	2017	2018
April	140	171
May	288	474
June	653	594
July	1,011	944
August	1,483	1,028
September	1,660	1,600
October	1,977	
November	2,365	
December	2,690	
January	3,002	
February	3,364	
March	3,830	
April	4,017	
May	4,016	
June	4,016	

QUALITY

	Quantity	Base Number	Contract	LHB	Wales
% of FP17s for the same patient ID Re-attending within 3 months - Children	103	815	12.6%	8.8%	10.9%
% of FP17s for the same patient ID Re-attending within 3 months - Adults	62	312	19.9%	15.7%	16.2%
% of FP17s for the same patient ID Re-attending between 3 & 9 months - Children	548	815	67.2%	57.3%	58.9%
% of FP17s for the same patient ID Re-attending between 3 & 9 months - Adults	196	312	62.8%	55.1%	55.2%
% of FP17s for Band 1 Urgent Courses	64	1,025	6.2%	9.6%	9.1%
% of FP17s Relating to Free Repair or Replacements	5	1,025	0.5%	0.8%	0.8%
% of FP17s Relating to Continuations	1	1,025	0.1%	0.9%	0.8%
% of Patients satisfied with the dentistry they have received	8	8	N/A	92.0%	92.0%
% of Patients satisfied with the time they had to wait for an appointment	8	8	N/A	88.0%	87.6%

* This is based on patients treated on this contract for their most recent course of treatment. Figures in italics indicate the base number of FP17s or Patient Questionnaire responses are less than 100. N/A is shown where the base number of responses is less than 10 during the period. % is calculated as Quantity/Base number*100

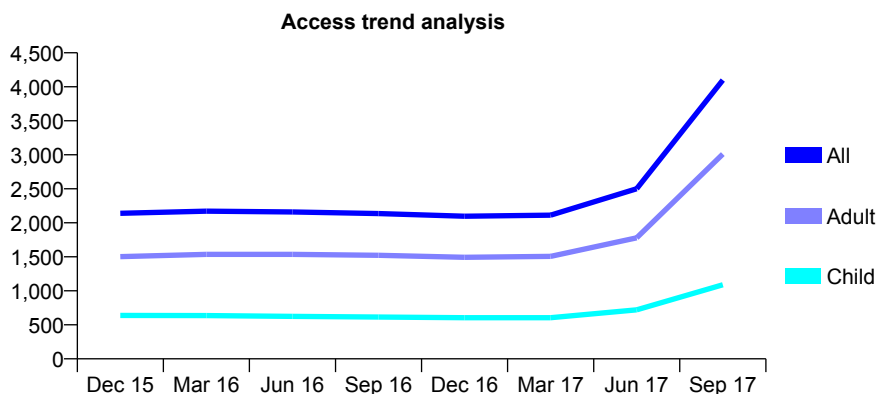
7A4 - Vital Signs At a Glance Contract Report for 264547/0001 - September 2017

Name or company name	MISS A WICKRAMASINGHE
Contract type name	GDS Contract
Purpose of contract	General
Contract start date	01/09/2010
Contract end date	

17/18 Contracted general activity (UDA)	20,624
Carry forward general activity (UDA)	0
17/18 Contracted orthodontic activity (UOA)	0
Carry forward orthodontic activity (UOA)	0
Baseline contract value	£487,207.01

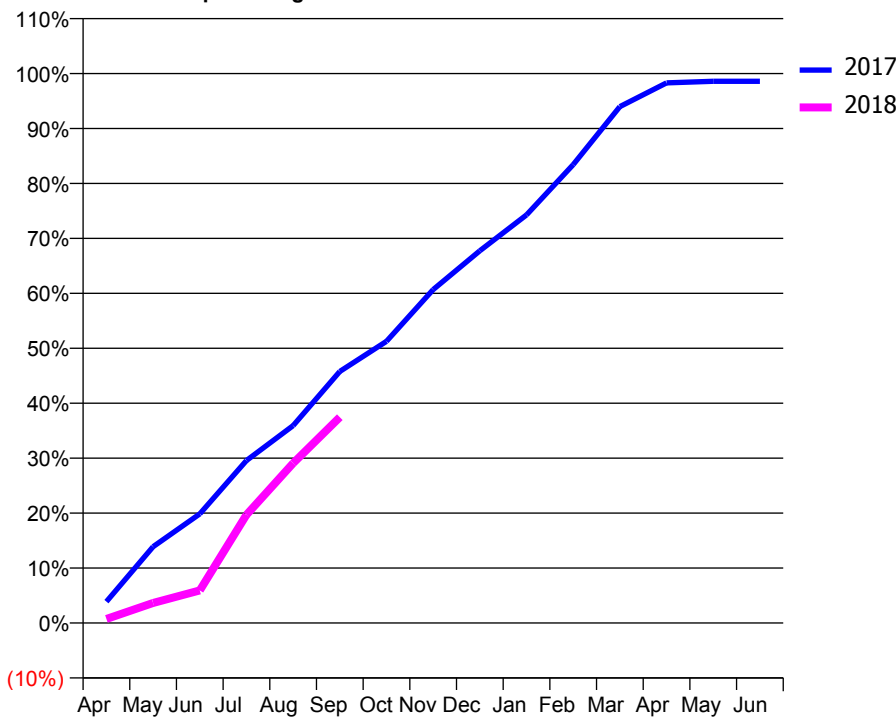
ACCESS*

Patients seen in 24 months	Total	Change since previous quarter
Quarter ending September 2016	2,137	
Quarter ending December 2016	2,098	↓
Quarter ending March 2017	2,112	→
Quarter ending June 2017	2,501	↑
Quarter ending September 2017	4,099	↑
Variance since September 2016	91.8%	↑



ACTIVITY

Cumulative percentage of contracted UDA delivered 2017 & 2018



Month	Adjusted Scheduled Activity (UDA)	
	2017	2018
April	315	152
May	1,127	756
June	1,611	1,223
July	2,401	4,063
August	2,916	5,998
September	3,716	7,724
October	4,161	
November	4,925	
December	5,499	
January	6,028	
February	6,770	
March	7,627	
April	7,978	
May	8,000	
June	8,000	

QUALITY

	Quantity	Base Number	Contract	LHB	Wales
% of FP17s for the same patient ID Re-attending within 3 months - Children	51	970	5.3%	8.8%	10.9%
% of FP17s for the same patient ID Re-attending within 3 months - Adults	353	2,865	12.3%	15.7%	16.2%
% of FP17s for the same patient ID Re-attending between 3 & 9 months - Children	289	970	29.8%	57.3%	58.9%
% of FP17s for the same patient ID Re-attending between 3 & 9 months - Adults	772	2,865	26.9%	55.1%	55.2%
% of FP17s for Band 1 Urgent Courses	292	3,700	7.9%	9.6%	9.1%
% of FP17s Relating to Free Repair or Replacements	35	3,700	0.9%	0.8%	0.8%
% of FP17s Relating to Continuations	58	3,700	1.6%	0.9%	0.8%
% of Patients satisfied with the dentistry they have received	21	21	100.0%	92.0%	92.0%
% of Patients satisfied with the time they had to wait for an appointment	21	21	100.0%	88.0%	87.6%

* This is based on patients treated on this contract for their most recent course of treatment. Figures in italics indicate the base number of FP17s or Patient Questionnaire responses are less than 100. N/A is shown where the base number of responses is less than 10 during the period. % is calculated as Quantity/Base number*100

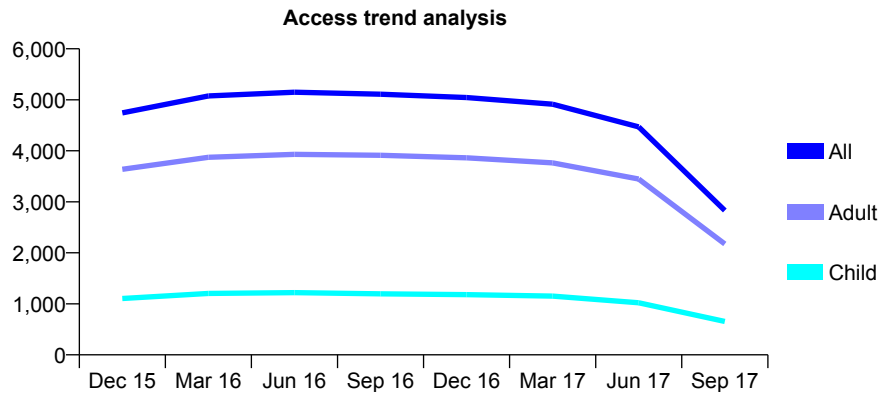
7A4 - Vital Signs At a Glance Contract Report for 359203/0001 - September 2017

Name or company name	MR DJ ROGERS
Contract type name	GDS Contract
Purpose of contract	General
Contract start date	01/11/2012
Contract end date	31/05/2017

17/18 Contracted general activity (UDA)	2,502
Carry forward general activity (UDA)	0
17/18 Contracted orthodontic activity (UOA)	0
Carry forward orthodontic activity (UOA)	0
Baseline contract value	£61,015.62

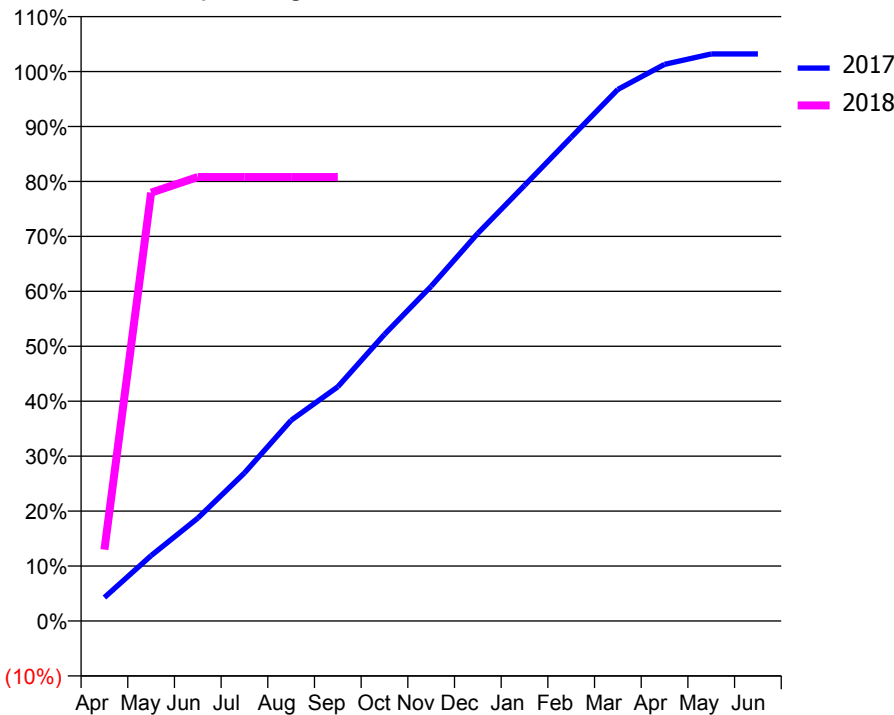
ACCESS*

Patients seen in 24 months	Total	Change since previous quarter
Quarter ending September 2016	5,110	
Quarter ending December 2016	5,044	↓
Quarter ending March 2017	4,915	↓
Quarter ending June 2017	4,468	↓
Quarter ending September 2017	2,831	↓
Variance since September 2016	(44.6%)	↓



ACTIVITY

Cumulative percentage of contracted UDA delivered 2017 & 2018



Month	Adjusted Scheduled Activity (UDA)	
	2017	2018
April	643	325
May	1,788	1,950
June	2,810	2,022
July	4,045	2,022
August	5,483	2,022
September	6,397	2,022
October	7,829	
November	9,145	
December	10,591	
January	11,896	
February	13,213	
March	14,520	
April	15,203	
May	15,488	
June	15,489	

QUALITY

	Quantity	Base Number	Contract	LHB	Wales
% of FP17s for the same patient ID Re-attending within 3 months - Children	17	297	5.7%	8.8%	10.9%
% of FP17s for the same patient ID Re-attending within 3 months - Adults	153	1,042	14.7%	15.7%	16.2%
% of FP17s for the same patient ID Re-attending between 3 & 9 months - Children	209	297	70.4%	57.3%	58.9%
% of FP17s for the same patient ID Re-attending between 3 & 9 months - Adults	629	1,042	60.4%	55.1%	55.2%
% of FP17s for Band 1 Urgent Courses	53	950	5.6%	9.6%	9.1%
% of FP17s Relating to Free Repair or Replacements	2	950	0.2%	0.8%	0.8%
% of FP17s Relating to Continuations	2	950	0.2%	0.9%	0.8%
% of Patients satisfied with the dentistry they have received	32	35	91.4%	92.0%	92.0%
% of Patients satisfied with the time they had to wait for an appointment	31	35	88.6%	88.0%	87.6%

* This is based on patients treated on this contract for their most recent course of treatment. Figures in italics indicate the base number of FP17s or Patient Questionnaire responses are less than 100. N/A is shown where the base number of responses is less than 10 during the period. % is calculated as Quantity/Base number*100

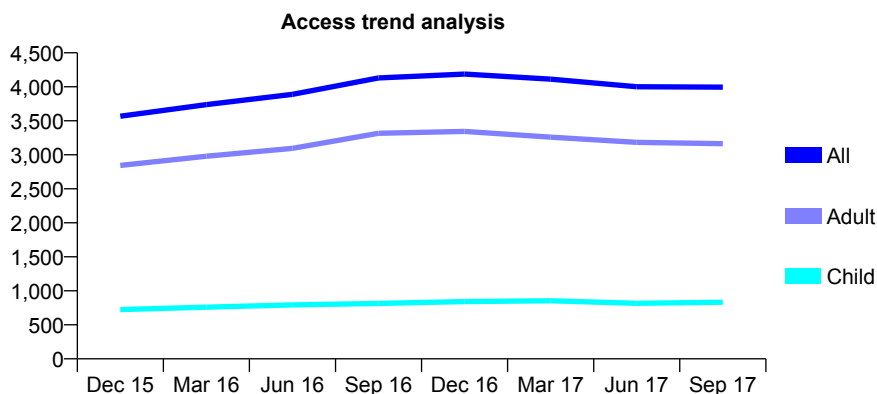
7A4 - Vital Signs At a Glance Contract Report for 567507/0004 - September 2017

Name or company name	MRS P SATCHELL
Contract type name	GDS Contract
Purpose of contract	General
Contract start date	01/12/2014
Contract end date	

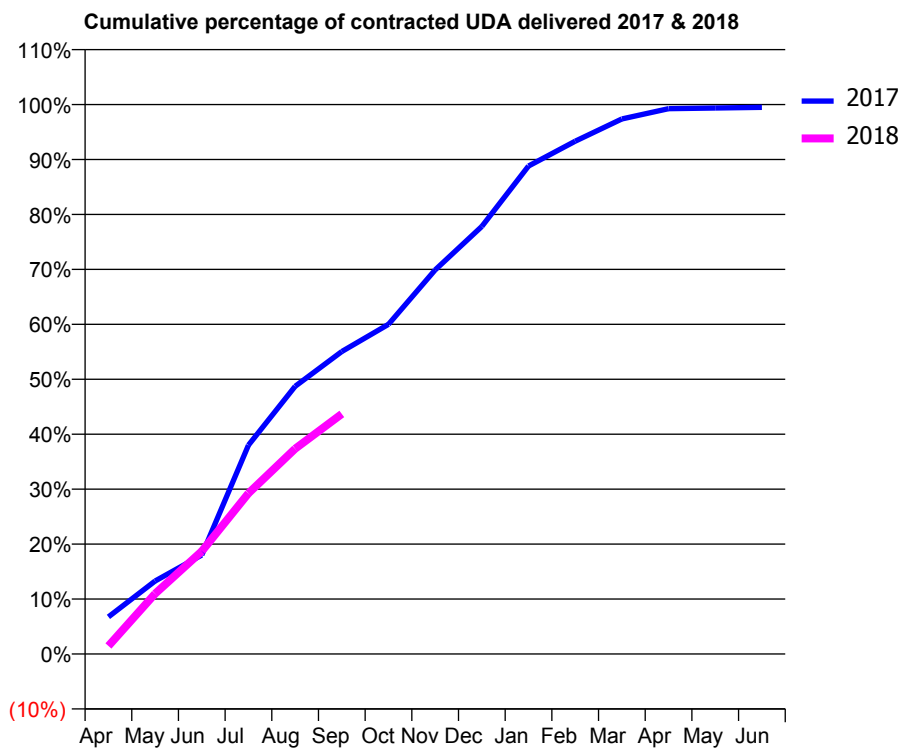
17/18 Contracted general activity (UDA)	10,052
Carry forward general activity (UDA)	0
17/18 Contracted orthodontic activity (UOA)	0
Carry forward orthodontic activity (UOA)	0
Baseline contract value	£203,506.94

ACCESS*

Patients seen in 24 months	Total	Change since previous quarter
Quarter ending September 2016	4,131	
Quarter ending December 2016	4,187	→
Quarter ending March 2017	4,113	↓
Quarter ending June 2017	4,000	↓
Quarter ending September 2017	3,996	→
Variance since September 2016	(3.3%)	↓



ACTIVITY



Month	Adjusted Scheduled Activity (UDA)	
	2017	2018
April	679	147
May	1,335	1,104
June	1,812	1,880
July	3,821	2,942
August	4,897	3,754
September	5,534	4,393
October	6,031	
November	7,027	
December	7,821	
January	8,927	
February	9,379	
March	9,788	
April	9,976	
May	9,987	
June	9,999	

QUALITY

	Quantity	Base Number	Contract	LHB	Wales
% of FP17s for the same patient ID Re-attending within 3 months - Children	14	513	2.7%	8.8%	10.9%
% of FP17s for the same patient ID Re-attending within 3 months - Adults	83	1,879	4.4%	15.7%	16.2%
% of FP17s for the same patient ID Re-attending between 3 & 9 months - Children	335	513	65.3%	57.3%	58.9%
% of FP17s for the same patient ID Re-attending between 3 & 9 months - Adults	1,099	1,879	58.5%	55.1%	55.2%
% of FP17s for Band 1 Urgent Courses	75	2,229	3.4%	9.6%	9.1%
% of FP17s Relating to Free Repair or Replacements	0	2,229	0.0%	0.8%	0.8%
% of FP17s Relating to Continuations	3	2,229	0.1%	0.9%	0.8%
% of Patients satisfied with the dentistry they have received	16	18	88.9%	92.0%	92.0%
% of Patients satisfied with the time they had to wait for an appointment	16	18	88.9%	88.0%	87.6%

* This is based on patients treated on this contract for their most recent course of treatment. Figures in italics indicate the base number of FP17s or Patient Questionnaire responses are less than 100. N/A is shown where the base number of responses is less than 10 during the period. % is calculated as Quantity/Base number*100

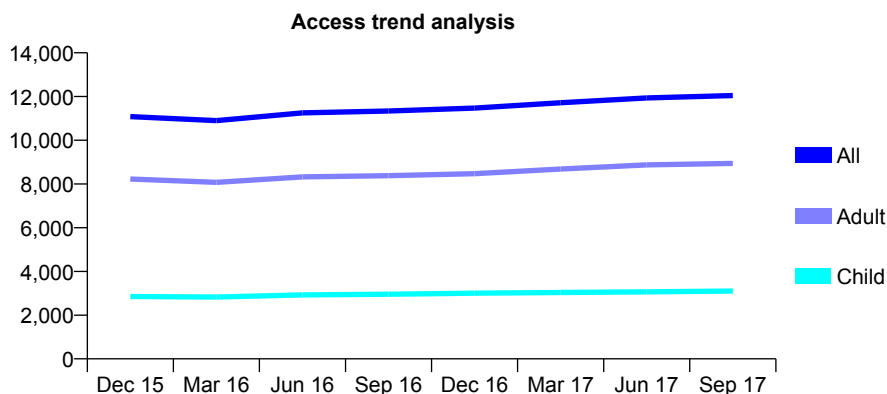
7A4 - Vital Signs At a Glance Contract Report for 578851/0001 - September 2017

Name or company name	MR DR COX
Contract type name	GDS Contract
Purpose of contract	General
Contract start date	01/04/2006
Contract end date	

17/18 Contracted general activity (UDA)	27,024
Carry forward general activity (UDA)	0
17/18 Contracted orthodontic activity (UOA)	0
Carry forward orthodontic activity (UOA)	0
Baseline contract value	£665,718.98

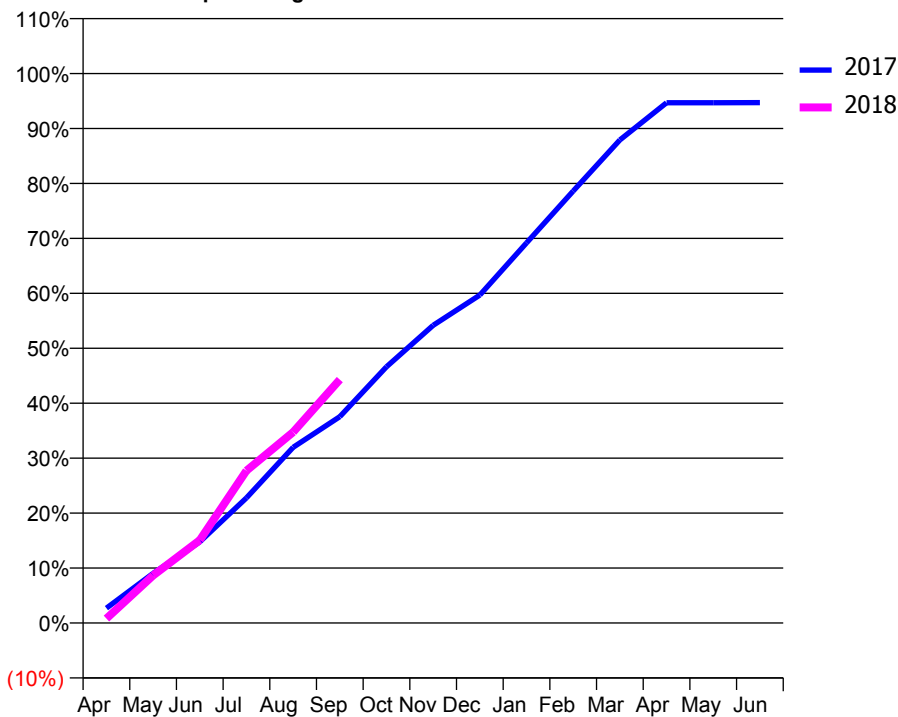
ACCESS*

Patients seen in 24 months	Total	Change since previous quarter
Quarter ending September 2016	11,338	
Quarter ending December 2016	11,474	→
Quarter ending March 2017	11,716	↑
Quarter ending June 2017	11,933	→
Quarter ending September 2017	12,042	→
Variance since September 2016	6.2%	↑



ACTIVITY

Cumulative percentage of contracted UDA delivered 2017 & 2018



Month	Adjusted Scheduled Activity (UDA)	
	2017	2018
April	868	219
May	2,887	2,338
June	4,718	4,079
July	7,281	7,493
August	10,220	9,386
September	12,008	11,970
October	14,908	
November	17,318	
December	19,082	
January	22,119	
February	25,132	
March	28,108	
April	30,270	
May	30,272	
June	30,274	

QUALITY

	Quantity	Base Number	Contract	LHB	Wales
% of FP17s for the same patient ID Re-attending within 3 months - Children	138	2,071	6.7%	8.8%	10.9%
% of FP17s for the same patient ID Re-attending within 3 months - Adults	807	5,785	13.9%	15.7%	16.2%
% of FP17s for the same patient ID Re-attending between 3 & 9 months - Children	1,161	2,071	56.1%	57.3%	58.9%
% of FP17s for the same patient ID Re-attending between 3 & 9 months - Adults	2,906	5,785	50.2%	55.1%	55.2%
% of FP17s for Band 1 Urgent Courses	773	6,865	11.3%	9.6%	9.1%
% of FP17s Relating to Free Repair or Replacements	96	6,865	1.4%	0.8%	0.8%
% of FP17s Relating to Continuations	20	6,865	0.3%	0.9%	0.8%
% of Patients satisfied with the dentistry they have received	36	36	100.0%	92.0%	92.0%
% of Patients satisfied with the time they had to wait for an appointment	30	36	83.3%	88.0%	87.6%

* This is based on patients treated on this contract for their most recent course of treatment. Figures in italics indicate the base number of FP17s or Patient Questionnaire responses are less than 100. N/A is shown where the base number of responses is less than 10 during the period. % is calculated as Quantity/Base number*100

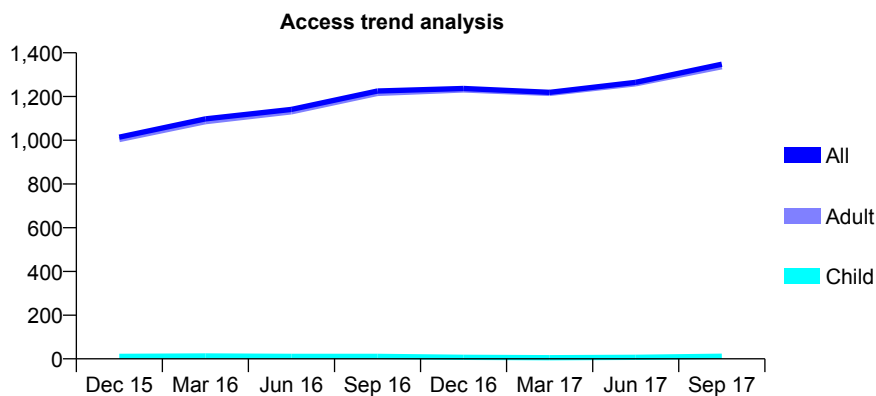
7A4 - Vital Signs At a Glance Contract Report for 578851/0004 - September 2017

Name or company name	MR DR COX
Contract type name	PDS Contract
Purpose of contract	General
Contract start date	01/01/2011
Contract end date	30/09/2017

17/18 Contracted general activity (UDA)	938
Carry forward general activity (UDA)	0
17/18 Contracted orthodontic activity (UOA)	0
Carry forward orthodontic activity (UOA)	0
Baseline contract value	£22,843.43

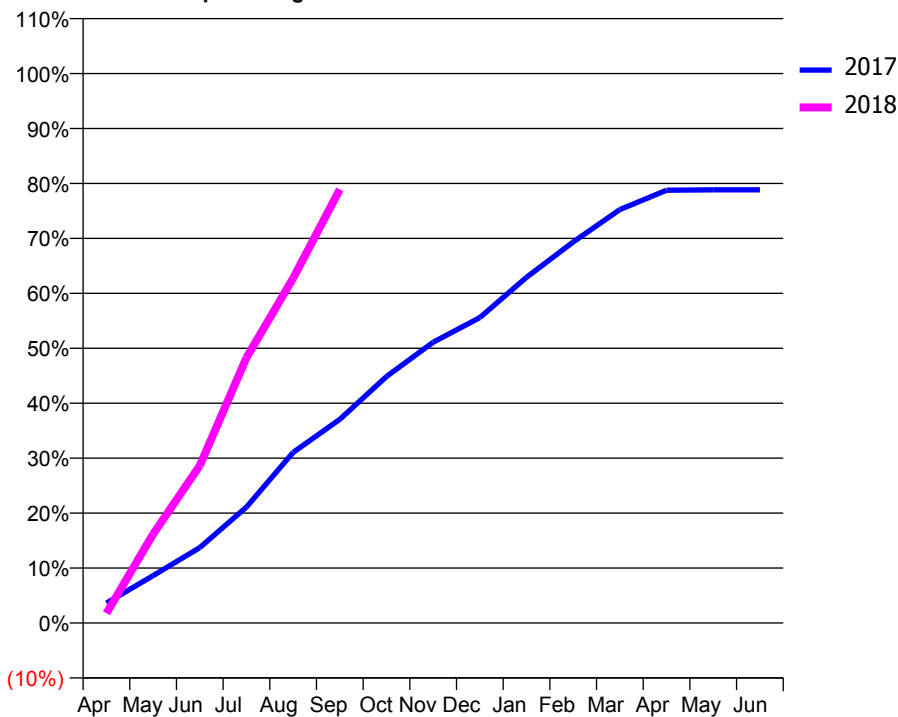
ACCESS*

Patients seen in 24 months	Total	Change since previous quarter
Quarter ending September 2016	1,225	
Quarter ending December 2016	1,237	→
Quarter ending March 2017	1,219	↓
Quarter ending June 2017	1,265	↑
Quarter ending September 2017	1,348	↑
Variance since September 2016	10.0%	↑



ACTIVITY

Cumulative percentage of contracted UDA delivered 2017 & 2018



Month	Adjusted Scheduled Activity (UDA)	
	2017	2018
April	68	17
May	162	152
June	257	269
July	396	453
August	582	589
September	695	740
October	841	
November	958	
December	1,042	
January	1,180	
February	1,300	
March	1,411	
April	1,477	
May	1,478	
June	1,478	

QUALITY

	Quantity	Base Number	Contract	LHB	Wales
% of FP17s for the same patient ID Re-attending within 3 months - Children	0	9	0.0%	8.8%	10.9%
% of FP17s for the same patient ID Re-attending within 3 months - Adults	21	657	3.2%	15.7%	16.2%
% of FP17s for the same patient ID Re-attending between 3 & 9 months - Children	0	9	0.0%	57.3%	58.9%
% of FP17s for the same patient ID Re-attending between 3 & 9 months - Adults	7	657	1.1%	55.1%	55.2%
% of FP17s for Band 1 Urgent Courses	601	610	98.5%	9.6%	9.1%
% of FP17s Relating to Free Repair or Replacements	0	610	0.0%	0.8%	0.8%
% of FP17s Relating to Continuations	0	610	0.0%	0.9%	0.8%
% of Patients satisfied with the dentistry they have received	1	1	N/A	92.0%	92.0%
% of Patients satisfied with the time they had to wait for an appointment	1	1	N/A	88.0%	87.6%

* This is based on patients treated on this contract for their most recent course of treatment. Figures in italics indicate the base number of FP17s or Patient Questionnaire responses are less than 100. N/A is shown where the base number of responses is less than 10 during the period. % is calculated as Quantity/Base number*100

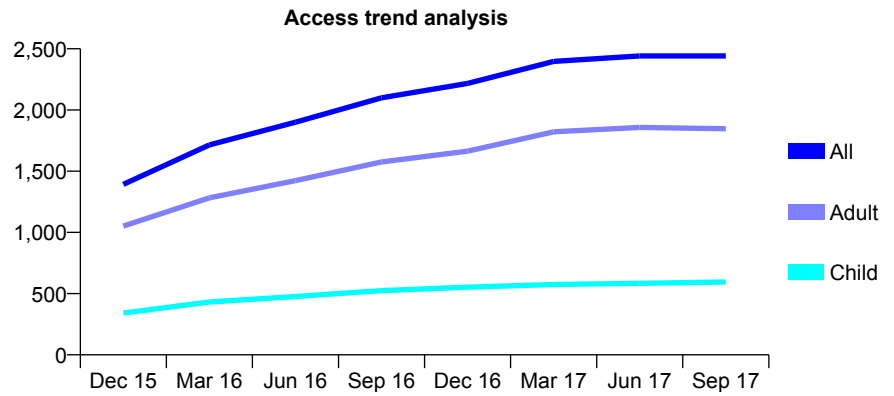
7A4 - Vital Signs At a Glance Contract Report for 620564/0002 - September 2017

Name or company name	MR IC HOOPER
Contract type name	GDS Contract
Purpose of contract	General
Contract start date	20/04/2015
Contract end date	

17/18 Contracted general activity (UDA)	6,638
Carry forward general activity (UDA)	0
17/18 Contracted orthodontic activity (UOA)	0
Carry forward orthodontic activity (UOA)	0
Baseline contract value	£164,828.50

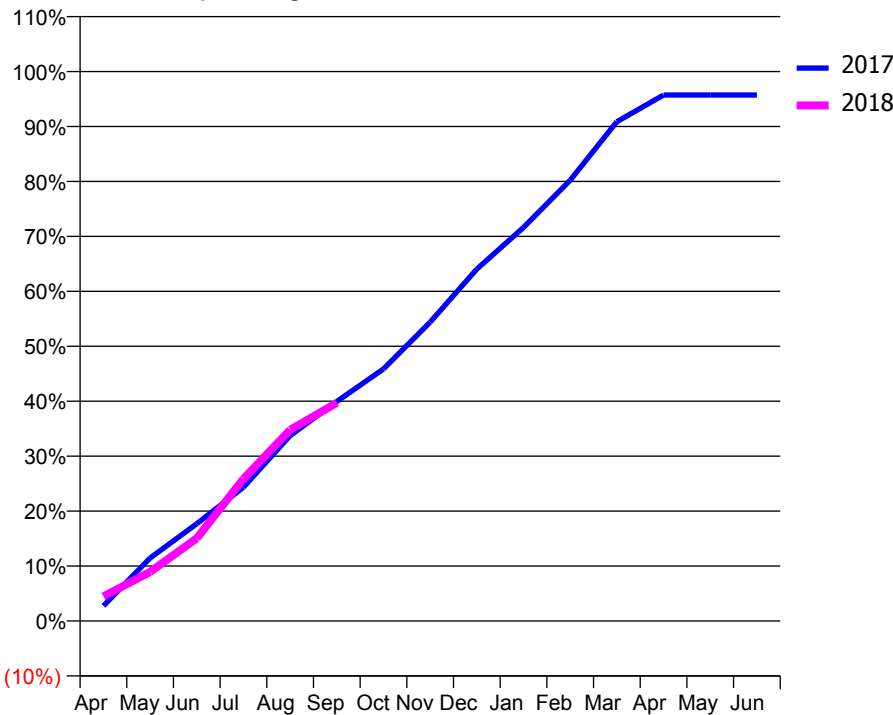
ACCESS*

Patients seen in 24 months	Total	Change since previous quarter
Quarter ending September 2016	2,100	
Quarter ending December 2016	2,217	↑
Quarter ending March 2017	2,397	↑
Quarter ending June 2017	2,442	→
Quarter ending September 2017	2,442	→
Variance since September 2016	16.3%	↑



ACTIVITY

Cumulative percentage of contracted UDA delivered 2017 & 2018



Month	Adjusted Scheduled Activity (UDA)	
	2017	2018
April	183	297
May	760	594
June	1,175	999
July	1,617	1,718
August	2,240	2,309
September	2,652	2,636
October	3,045	
November	3,611	
December	4,252	
January	4,755	
February	5,324	
March	6,032	
April	6,355	
May	6,355	
June	6,355	

QUALITY

	Quantity	Base Number	Contract	LHB	Wales
% of FP17s for the same patient ID Re-attending within 3 months - Children	24	357	6.7%	8.8%	10.9%
% of FP17s for the same patient ID Re-attending within 3 months - Adults	197	1,127	17.5%	15.7%	16.2%
% of FP17s for the same patient ID Re-attending between 3 & 9 months - Children	184	357	51.5%	57.3%	58.9%
% of FP17s for the same patient ID Re-attending between 3 & 9 months - Adults	491	1,127	43.6%	55.1%	55.2%
% of FP17s for Band 1 Urgent Courses	199	1,331	15.0%	9.6%	9.1%
% of FP17s Relating to Free Repair or Replacements	7	1,331	0.5%	0.8%	0.8%
% of FP17s Relating to Continuations	8	1,331	0.6%	0.9%	0.8%
% of Patients satisfied with the dentistry they have received	10	11	90.9%	92.0%	92.0%
% of Patients satisfied with the time they had to wait for an appointment	10	11	90.9%	88.0%	87.6%

* This is based on patients treated on this contract for their most recent course of treatment. Figures in italics indicate the base number of FP17s or Patient Questionnaire responses are less than 100. N/A is shown where the base number of responses is less than 10 during the period. % is calculated as Quantity/Base number*100

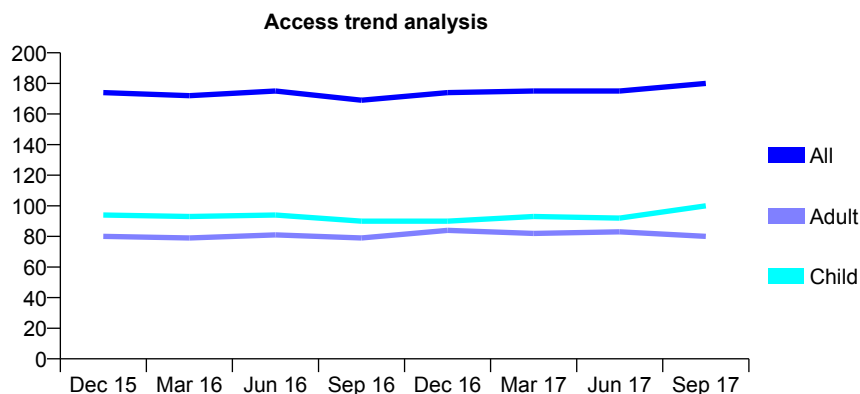
7A4 - Vital Signs At a Glance Contract Report for 631590/0001 - September 2017

Name or company name	MISS JM HENDLY
Contract type name	GDS Contract
Purpose of contract	General
Contract start date	01/04/2006
Contract end date	

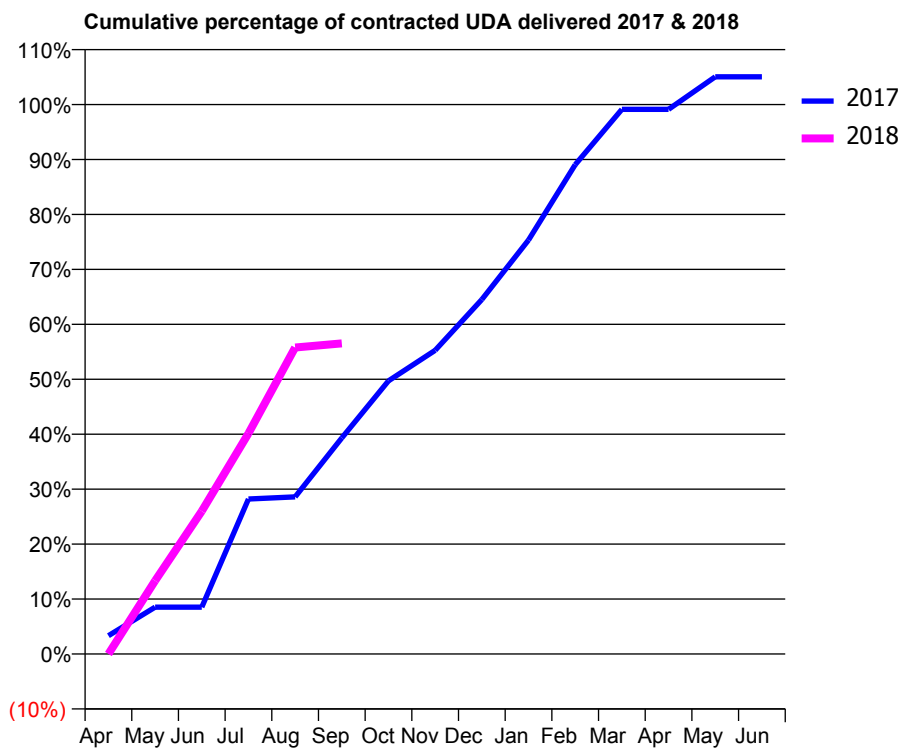
17/18 Contracted general activity (UDA)	270
Carry forward general activity (UDA)	0
17/18 Contracted orthodontic activity (UOA)	0
Carry forward orthodontic activity (UOA)	0
Baseline contract value	£8,241.78

ACCESS*

Patients seen in 24 months	Total	Change since previous quarter
Quarter ending September 2016	169	
Quarter ending December 2016	174	↑
Quarter ending March 2017	175	→
Quarter ending June 2017	175	→
Quarter ending September 2017	180	↑
Variance since September 2016	6.5%	↑



ACTIVITY



Month	Adjusted Scheduled Activity (UDA)	
	2017	2018
April	9	0
May	23	36
June	23	70
July	76	108
August	77	151
September	106	153
October	134	
November	149	
December	174	
January	203	
February	240	
March	268	
April	268	
May	284	
June	284	

QUALITY

	Quantity	Base Number	Contract	LHB	Wales
% of FP17s for the same patient ID Re-attending within 3 months - Children	2	54	3.7%	8.8%	10.9%
% of FP17s for the same patient ID Re-attending within 3 months - Adults	4	39	10.3%	15.7%	16.2%
% of FP17s for the same patient ID Re-attending between 3 & 9 months - Children	13	54	24.1%	57.3%	58.9%
% of FP17s for the same patient ID Re-attending between 3 & 9 months - Adults	13	39	33.3%	55.1%	55.2%
% of FP17s for Band 1 Urgent Courses	3	85	3.5%	9.6%	9.1%
% of FP17s Relating to Free Repair or Replacements	0	85	0.0%	0.8%	0.8%
% of FP17s Relating to Continuations	0	85	0.0%	0.9%	0.8%
% of Patients satisfied with the dentistry they have received	0	0	N/A	92.0%	92.0%
% of Patients satisfied with the time they had to wait for an appointment	0	0	N/A	88.0%	87.6%

* This is based on patients treated on this contract for their most recent course of treatment. Figures in italics indicate the base number of FP17s or Patient Questionnaire responses are less than 100. N/A is shown where the base number of responses is less than 10 during the period. % is calculated as Quantity/Base number*100

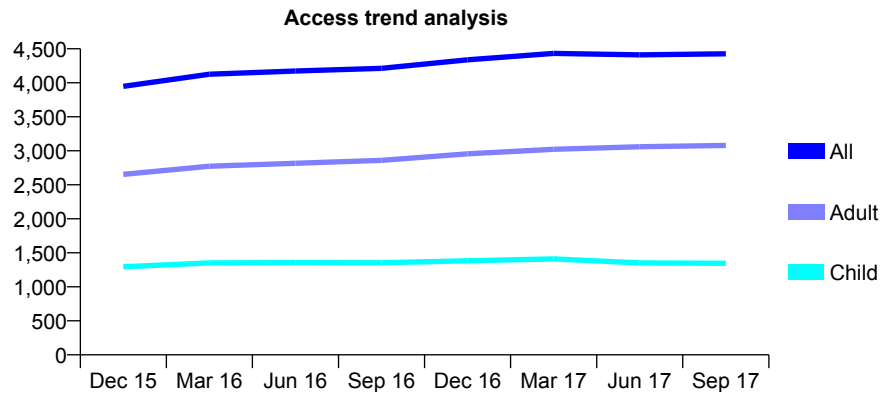
7A4 - Vital Signs At a Glance Contract Report for 673366/0001 - September 2017

Name or company name	MR MA CLARK
Contract type name	GDS Contract
Purpose of contract	General
Contract start date	01/04/2006
Contract end date	

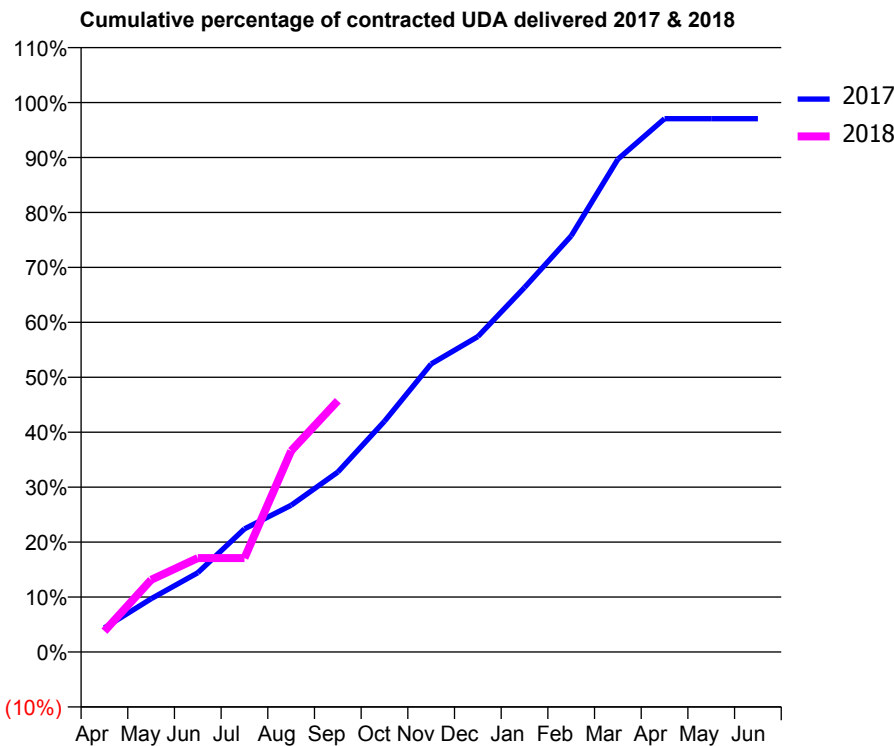
17/18 Contracted general activity (UDA)	10,817
Carry forward general activity (UDA)	0
17/18 Contracted orthodontic activity (UOA)	0
Carry forward orthodontic activity (UOA)	0
Baseline contract value	£271,546.84

ACCESS*

Patients seen in 24 months	Total	Change since previous quarter
Quarter ending September 2016	4,212	
Quarter ending December 2016	4,338	↑
Quarter ending March 2017	4,433	↑
Quarter ending June 2017	4,411	→
Quarter ending September 2017	4,426	→
Variance since September 2016	5.1%	↑



ACTIVITY



Month	Adjusted Scheduled Activity (UDA)	
	2017	2018
April	584	410
May	1,290	1,421
June	1,919	1,849
July	2,978	1,849
August	3,550	3,961
September	4,354	4,947
October	5,582	
November	6,968	
December	7,629	
January	8,814	
February	10,064	
March	11,917	
April	12,900	
May	12,900	
June	12,900	

QUALITY

	Quantity	Base Number	Contract	LHB	Wales
% of FP17s for the same patient ID Re-attending within 3 months - Children	93	1,103	8.4%	8.8%	10.9%
% of FP17s for the same patient ID Re-attending within 3 months - Adults	288	2,332	12.3%	15.7%	16.2%
% of FP17s for the same patient ID Re-attending between 3 & 9 months - Children	750	1,103	68.0%	57.3%	58.9%
% of FP17s for the same patient ID Re-attending between 3 & 9 months - Adults	1,517	2,332	65.1%	55.1%	55.2%
% of FP17s for Band 1 Urgent Courses	150	3,007	5.0%	9.6%	9.1%
% of FP17s Relating to Free Repair or Replacements	15	3,007	0.5%	0.8%	0.8%
% of FP17s Relating to Continuations	1	3,007	0.0%	0.9%	0.8%
% of Patients satisfied with the dentistry they have received	21	21	100.0%	92.0%	92.0%
% of Patients satisfied with the time they had to wait for an appointment	20	21	95.2%	88.0%	87.6%

* This is based on patients treated on this contract for their most recent course of treatment. Figures in italics indicate the base number of FP17s or Patient Questionnaire responses are less than 100. N/A is shown where the base number of responses is less than 10 during the period. % is calculated as Quantity/Base number*100

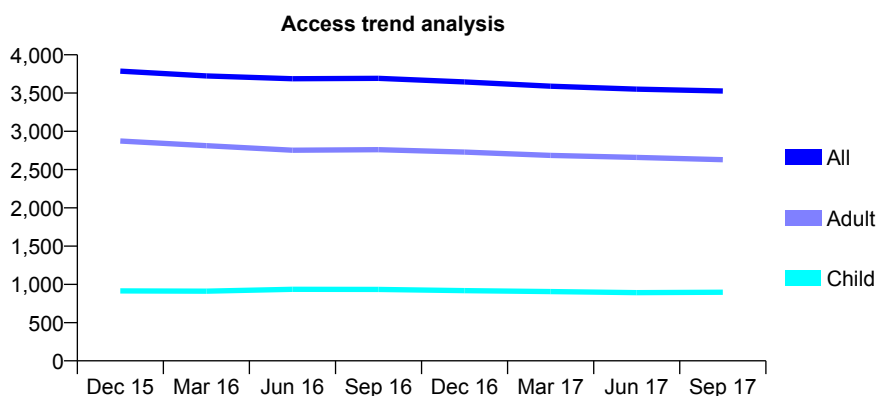
7A4 - Vital Signs At a Glance Contract Report for 675296/0001 - September 2017

Name or company name	MR A AKBAS
Contract type name	GDS Contract
Purpose of contract	General
Contract start date	01/04/2006
Contract end date	

17/18 Contracted general activity (UDA)	14,000
Carry forward general activity (UDA)	0
17/18 Contracted orthodontic activity (UOA)	0
Carry forward orthodontic activity (UOA)	0
Baseline contract value	£356,772.73

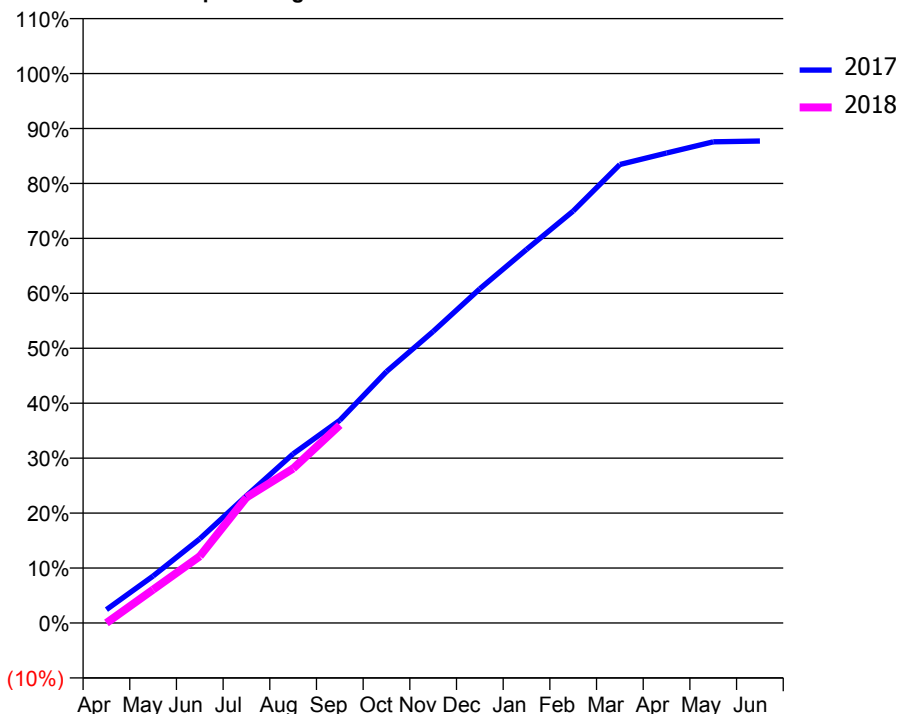
ACCESS*

Patients seen in 24 months	Total	Change since previous quarter
Quarter ending September 2016	3,693	
Quarter ending December 2016	3,645	↓
Quarter ending March 2017	3,590	↓
Quarter ending June 2017	3,551	↓
Quarter ending September 2017	3,527	→
Variance since September 2016	(4.5%)	↓



ACTIVITY

Cumulative percentage of contracted UDA delivered 2017 & 2018



Month	Adjusted Scheduled Activity (UDA)	
	2017	2018
April	365	0
May	1,282	852
June	2,297	1,701
July	3,474	3,199
August	4,616	3,935
September	5,536	5,043
October	6,864	
November	7,958	
December	9,125	
January	10,199	
February	11,245	
March	12,517	
April	12,830	
May	13,135	
June	13,158	

QUALITY

	Quantity	Base Number	Contract	LHB	Wales
% of FP17s for the same patient ID Re-attending within 3 months - Children	31	491	6.3%	8.8%	10.9%
% of FP17s for the same patient ID Re-attending within 3 months - Adults	273	1,644	16.6%	15.7%	16.2%
% of FP17s for the same patient ID Re-attending between 3 & 9 months - Children	227	491	46.2%	57.3%	58.9%
% of FP17s for the same patient ID Re-attending between 3 & 9 months - Adults	816	1,644	49.6%	55.1%	55.2%
% of FP17s for Band 1 Urgent Courses	137	1,921	7.1%	9.6%	9.1%
% of FP17s Relating to Free Repair or Replacements	34	1,921	1.8%	0.8%	0.8%
% of FP17s Relating to Continuations	9	1,921	0.5%	0.9%	0.8%
% of Patients satisfied with the dentistry they have received	13	14	92.9%	92.0%	92.0%
% of Patients satisfied with the time they had to wait for an appointment	14	14	100.0%	88.0%	87.6%

* This is based on patients treated on this contract for their most recent course of treatment. Figures in italics indicate the base number of FP17s or Patient Questionnaire responses are less than 100. N/A is shown where the base number of responses is less than 10 during the period. % is calculated as Quantity/Base number*100

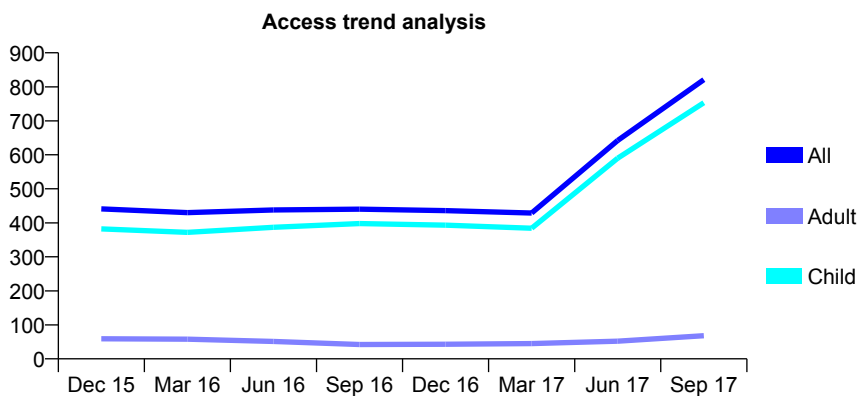
7A4 - Vital Signs At a Glance Contract Report for 687286/0001 - September 2017

Name or company name	MR TC MILLS
Contract type name	GDS Contract
Purpose of contract	General
Contract start date	01/04/2006
Contract end date	

17/18 Contracted general activity (UDA)	2,119
Carry forward general activity (UDA)	0
17/18 Contracted orthodontic activity (UOA)	0
Carry forward orthodontic activity (UOA)	0
Baseline contract value	£63,374.00

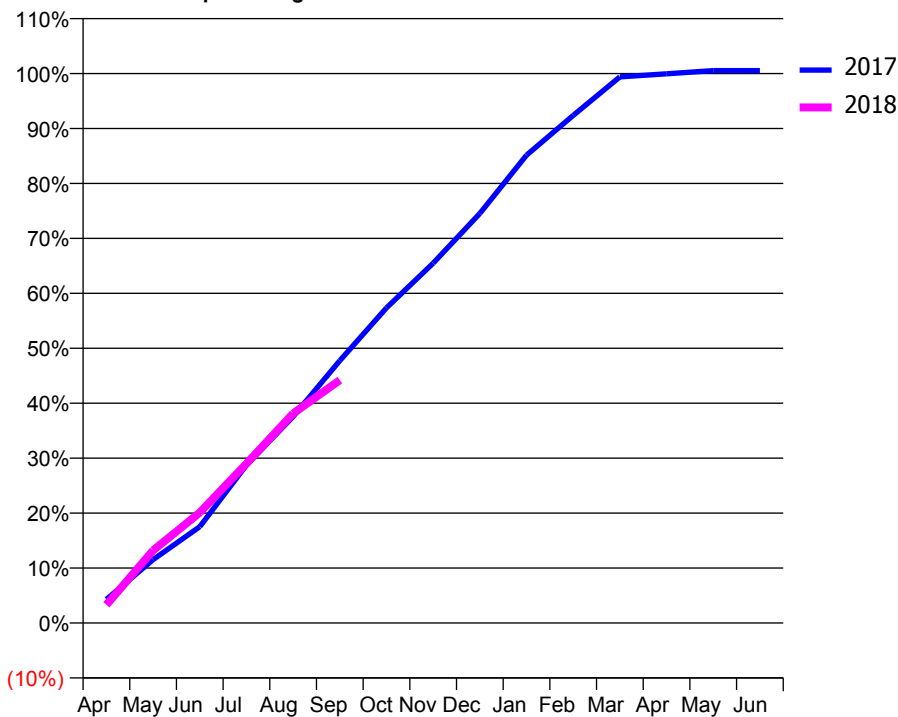
ACCESS*

Patients seen in 24 months	Total	Change since previous quarter
Quarter ending September 2016	440	
Quarter ending December 2016	436	→
Quarter ending March 2017	429	↓
Quarter ending June 2017	642	↑
Quarter ending September 2017	821	↑
Variance since September 2016	86.6%	↑



ACTIVITY

Cumulative percentage of contracted UDA delivered 2017 & 2018



Month	Adjusted Scheduled Activity (UDA)	
	2017	2018
April	38	70
May	102	280
June	155	426
July	254	615
August	333	808
September	423	937
October	508	
November	580	
December	660	
January	754	
February	818	
March	880	
April	885	
May	890	
June	890	

QUALITY

	Quantity	Base Number	Contract	LHB	Wales
% of FP17s for the same patient ID Re-attending within 3 months - Children	30	703	4.3%	8.8%	10.9%
% of FP17s for the same patient ID Re-attending within 3 months - Adults	1	32	3.1%	15.7%	16.2%
% of FP17s for the same patient ID Re-attending between 3 & 9 months - Children	268	703	38.1%	57.3%	58.9%
% of FP17s for the same patient ID Re-attending between 3 & 9 months - Adults	13	32	40.6%	55.1%	55.2%
% of FP17s for Band 1 Urgent Courses	14	729	1.9%	9.6%	9.1%
% of FP17s Relating to Free Repair or Replacements	0	729	0.0%	0.8%	0.8%
% of FP17s Relating to Continuations	0	729	0.0%	0.9%	0.8%
% of Patients satisfied with the dentistry they have received	4	5	N/A	92.0%	92.0%
% of Patients satisfied with the time they had to wait for an appointment	2	5	N/A	88.0%	87.6%

* This is based on patients treated on this contract for their most recent course of treatment. Figures in italics indicate the base number of FP17s or Patient Questionnaire responses are less than 100. N/A is shown where the base number of responses is less than 10 during the period. % is calculated as Quantity/Base number*100

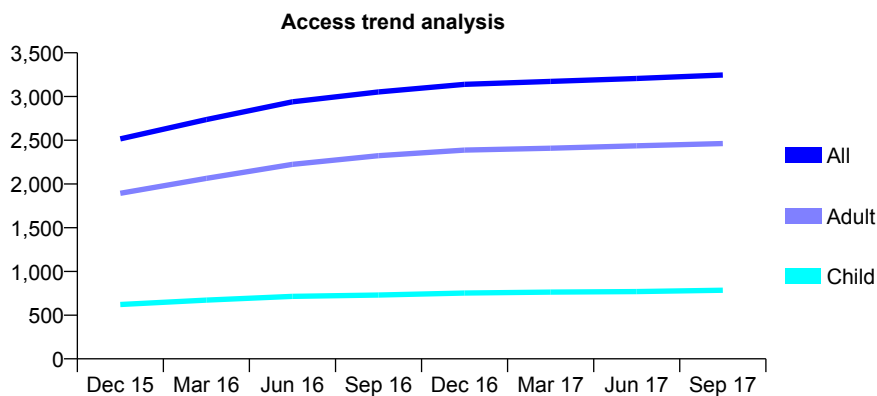
7A4 - Vital Signs At a Glance Contract Report for 709093/0001 - September 2017

Name or company name	MR M KERAI
Contract type name	GDS Contract
Purpose of contract	General
Contract start date	01/04/2010
Contract end date	

17/18 Contracted general activity (UDA)	8,808
Carry forward general activity (UDA)	0
17/18 Contracted orthodontic activity (UOA)	0
Carry forward orthodontic activity (UOA)	0
Baseline contract value	£170,219.67

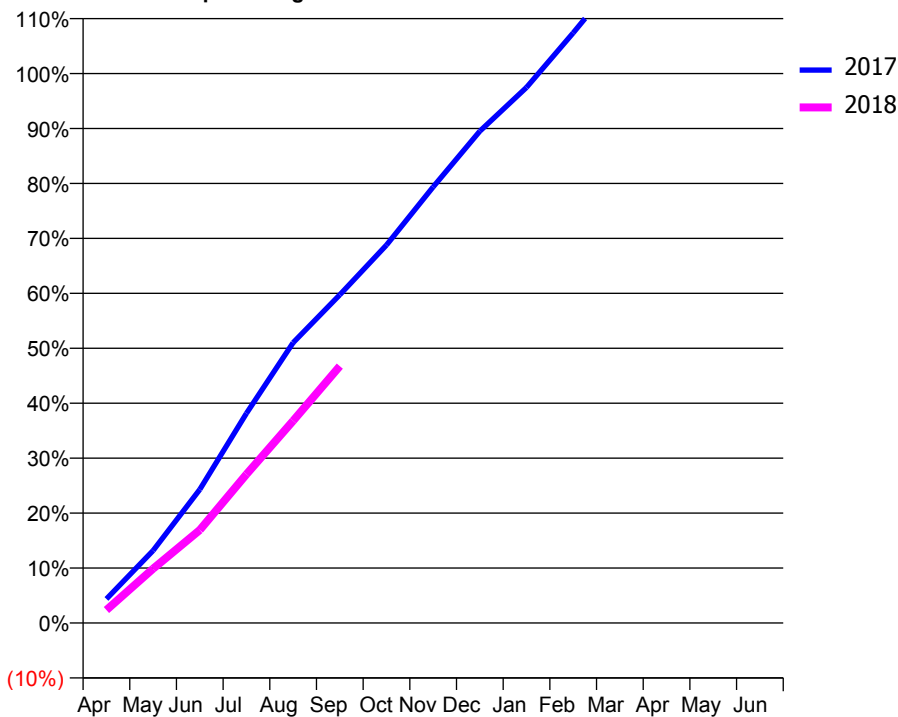
ACCESS*

Patients seen in 24 months	Total	Change since previous quarter
Quarter ending September 2016	3,053	
Quarter ending December 2016	3,140	↑
Quarter ending March 2017	3,173	→
Quarter ending June 2017	3,206	→
Quarter ending September 2017	3,246	→
Variance since September 2016	6.3%	↑



ACTIVITY

Cumulative percentage of contracted UDA delivered 2017 & 2018



Month	Adjusted Scheduled Activity (UDA)	
	2017	2018
April	338	208
May	1,018	870
June	1,875	1,491
July	2,944	2,384
August	3,936	3,241
September	4,608	4,117
October	5,307	
November	6,124	
December	6,906	
January	7,520	
February	8,286	
March	9,079	
April	9,381	
May	9,418	
June	9,421	

QUALITY

	Quantity	Base Number	Contract	LHB	Wales
% of FP17s for the same patient ID Re-attending within 3 months - Children	19	475	4.0%	8.8%	10.9%
% of FP17s for the same patient ID Re-attending within 3 months - Adults	223	1,569	14.2%	15.7%	16.2%
% of FP17s for the same patient ID Re-attending between 3 & 9 months - Children	258	475	54.3%	57.3%	58.9%
% of FP17s for the same patient ID Re-attending between 3 & 9 months - Adults	830	1,569	52.9%	55.1%	55.2%
% of FP17s for Band 1 Urgent Courses	110	1,908	5.8%	9.6%	9.1%
% of FP17s Relating to Free Repair or Replacements	12	1,908	0.6%	0.8%	0.8%
% of FP17s Relating to Continuations	8	1,908	0.4%	0.9%	0.8%
% of Patients satisfied with the dentistry they have received	8	8	N/A	92.0%	92.0%
% of Patients satisfied with the time they had to wait for an appointment	7	8	N/A	88.0%	87.6%

* This is based on patients treated on this contract for their most recent course of treatment. Figures in italics indicate the base number of FP17s or Patient Questionnaire responses are less than 100. N/A is shown where the base number of responses is less than 10 during the period. % is calculated as Quantity/Base number*100

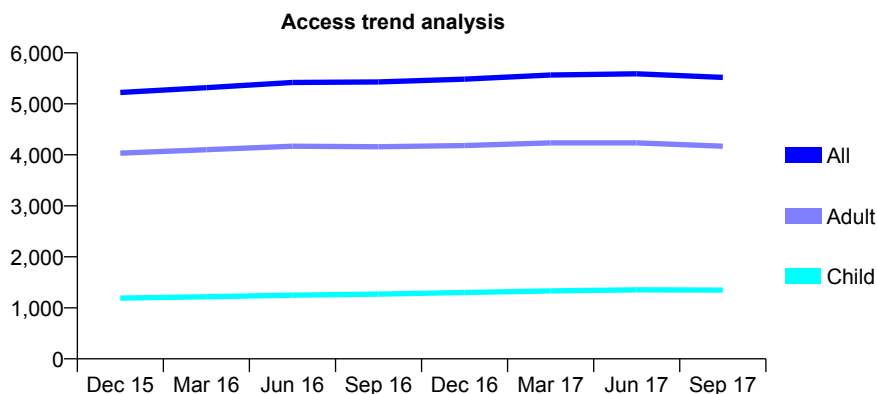
7A4 - Vital Signs At a Glance Contract Report for 773816/0002 - September 2017

Name or company name	MISS AM ROCKEY
Contract type name	GDS Contract
Purpose of contract	General
Contract start date	28/11/2011
Contract end date	

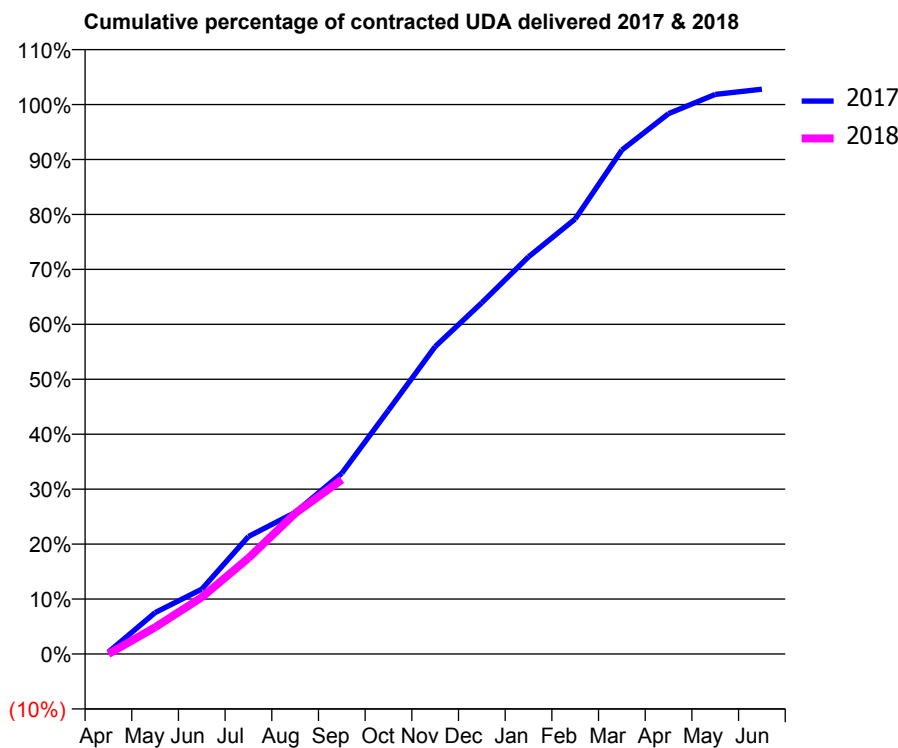
17/18 Contracted general activity (UDA)	15,074
Carry forward general activity (UDA)	0
17/18 Contracted orthodontic activity (UOA)	0
Carry forward orthodontic activity (UOA)	0
Baseline contract value	£369,564.36

ACCESS*

Patients seen in 24 months	Total	Change since previous quarter
Quarter ending September 2016	5,428	
Quarter ending December 2016	5,483	→
Quarter ending March 2017	5,565	→
Quarter ending June 2017	5,587	→
Quarter ending September 2017	5,517	↓
Variance since September 2016	1.6%	→



ACTIVITY



Month	Adjusted Scheduled Activity (UDA)	
	2017	2018
April	52	0
May	1,137	733
June	1,779	1,557
July	3,225	2,632
August	3,884	3,857
September	4,957	4,783
October	6,689	
November	8,435	
December	9,636	
January	10,895	
February	11,934	
March	13,824	
April	14,824	
May	15,350	
June	15,495	

QUALITY

	Quantity	Base Number	Contract	LHB	Wales
% of FP17s for the same patient ID Re-attending within 3 months - Children	41	639	6.4%	8.8%	10.9%
% of FP17s for the same patient ID Re-attending within 3 months - Adults	407	2,191	18.6%	15.7%	16.2%
% of FP17s for the same patient ID Re-attending between 3 & 9 months - Children	243	639	38.0%	57.3%	58.9%
% of FP17s for the same patient ID Re-attending between 3 & 9 months - Adults	777	2,191	35.5%	55.1%	55.2%
% of FP17s for Band 1 Urgent Courses	387	2,162	17.9%	9.6%	9.1%
% of FP17s Relating to Free Repair or Replacements	31	2,162	1.4%	0.8%	0.8%
% of FP17s Relating to Continuations	16	2,162	0.7%	0.9%	0.8%
% of Patients satisfied with the dentistry they have received	21	22	95.5%	92.0%	92.0%
% of Patients satisfied with the time they had to wait for an appointment	20	22	90.9%	88.0%	87.6%

* This is based on patients treated on this contract for their most recent course of treatment. Figures in italics indicate the base number of FP17s or Patient Questionnaire responses are less than 100. N/A is shown where the base number of responses is less than 10 during the period. % is calculated as Quantity/Base number*100

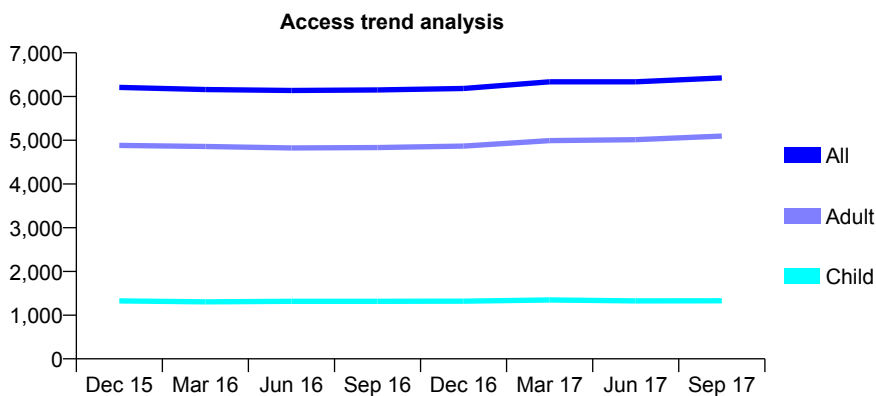
7A4 - Vital Signs At a Glance Contract Report for 781266/0001 - September 2017

Name or company name	MR AR JAMES
Contract type name	GDS Contract
Purpose of contract	General
Contract start date	01/09/2013
Contract end date	

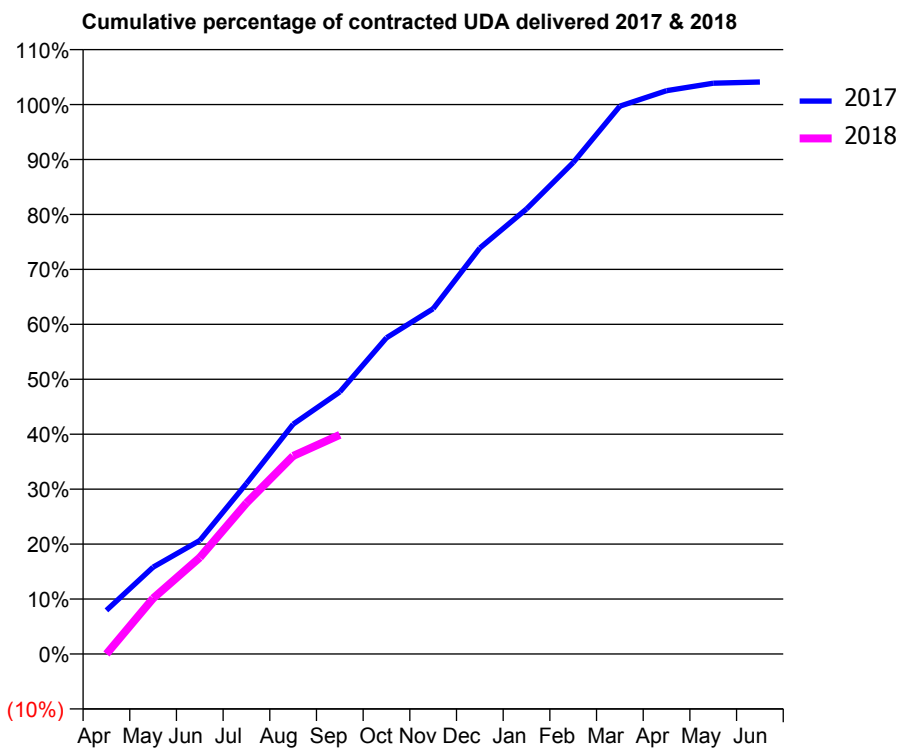
17/18 Contracted general activity (UDA)	21,563
Carry forward general activity (UDA)	0
17/18 Contracted orthodontic activity (UOA)	0
Carry forward orthodontic activity (UOA)	0
Baseline contract value	£600,448.28

ACCESS*

Patients seen in 24 months	Total	Change since previous quarter
Quarter ending September 2016	6,150	
Quarter ending December 2016	6,184	→
Quarter ending March 2017	6,338	↑
Quarter ending June 2017	6,337	→
Quarter ending September 2017	6,424	→
Variance since September 2016	4.5%	↑



ACTIVITY



Month	Adjusted Scheduled Activity (UDA)	
	2017	2018
April	1,714	0
May	3,409	2,185
June	4,456	3,785
July	6,692	5,923
August	9,020	7,772
September	10,286	8,599
October	12,411	
November	13,552	
December	15,933	
January	17,466	
February	19,284	
March	21,499	
April	22,104	
May	22,400	
June	22,444	

QUALITY

	Quantity	Base Number	Contract	LHB	Wales
% of FP17s for the same patient ID Re-attending within 3 months - Children	31	797	3.9%	8.8%	10.9%
% of FP17s for the same patient ID Re-attending within 3 months - Adults	439	3,211	13.7%	15.7%	16.2%
% of FP17s for the same patient ID Re-attending between 3 & 9 months - Children	396	797	49.7%	57.3%	58.9%
% of FP17s for the same patient ID Re-attending between 3 & 9 months - Adults	1,804	3,211	56.2%	55.1%	55.2%
% of FP17s for Band 1 Urgent Courses	232	3,635	6.4%	9.6%	9.1%
% of FP17s Relating to Free Repair or Replacements	23	3,635	0.6%	0.8%	0.8%
% of FP17s Relating to Continuations	59	3,635	1.6%	0.9%	0.8%
% of Patients satisfied with the dentistry they have received	38	40	95.0%	92.0%	92.0%
% of Patients satisfied with the time they had to wait for an appointment	37	40	92.5%	88.0%	87.6%

* This is based on patients treated on this contract for their most recent course of treatment. Figures in italics indicate the base number of FP17s or Patient Questionnaire responses are less than 100. N/A is shown where the base number of responses is less than 10 during the period. % is calculated as Quantity/Base number*100

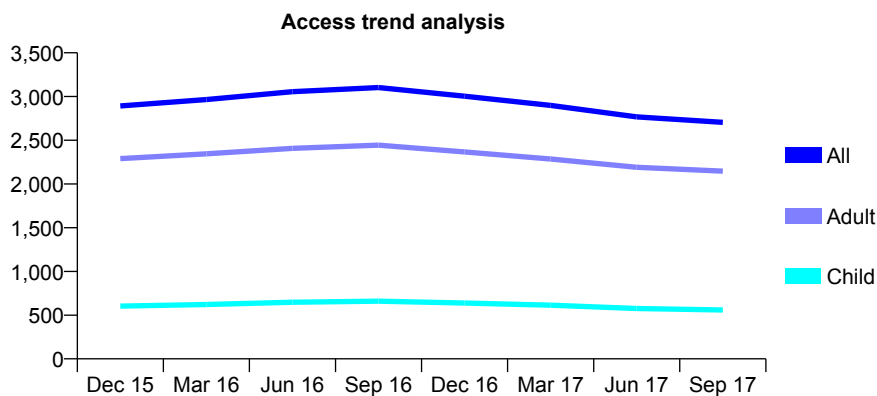
7A4 - Vital Signs At a Glance Contract Report for 808423/0001 - September 2017

Name or company name	MR HW EVANS
Contract type name	GDS Contract
Purpose of contract	General
Contract start date	01/04/2006
Contract end date	

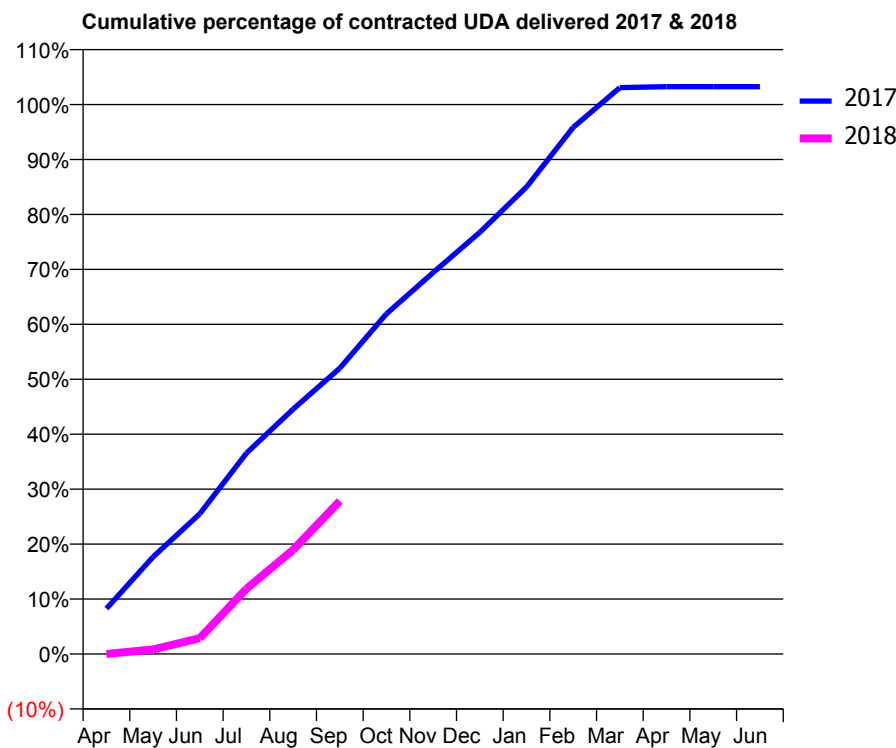
17/18 Contracted general activity (UDA)	10,044
Carry forward general activity (UDA)	0
17/18 Contracted orthodontic activity (UOA)	0
Carry forward orthodontic activity (UOA)	0
Baseline contract value	£285,886.59

ACCESS*

Patients seen in 24 months	Total	Change since previous quarter
Quarter ending September 2016	3,103	
Quarter ending December 2016	3,004	↓
Quarter ending March 2017	2,899	↓
Quarter ending June 2017	2,767	↓
Quarter ending September 2017	2,705	↓
Variance since September 2016	(12.8%)	↓



ACTIVITY



Month	Adjusted Scheduled Activity (UDA)	
	2017	2018
April	829	0
May	1,776	84
June	2,563	289
July	3,673	1,193
August	4,477	1,906
September	5,224	2,798
October	6,220	
November	6,973	
December	7,709	
January	8,537	
February	9,626	
March	10,352	
April	10,369	
May	10,369	
June	10,369	

QUALITY

	Quantity	Base Number	Contract	LHB	Wales
% of FP17s for the same patient ID Re-attending within 3 months - Children	6	232	2.6%	8.8%	10.9%
% of FP17s for the same patient ID Re-attending within 3 months - Adults	170	1,249	13.6%	15.7%	16.2%
% of FP17s for the same patient ID Re-attending between 3 & 9 months - Children	74	232	31.9%	57.3%	58.9%
% of FP17s for the same patient ID Re-attending between 3 & 9 months - Adults	625	1,249	50.0%	55.1%	55.2%
% of FP17s for Band 1 Urgent Courses	183	1,475	12.4%	9.6%	9.1%
% of FP17s Relating to Free Repair or Replacements	12	1,475	0.8%	0.8%	0.8%
% of FP17s Relating to Continuations	7	1,475	0.5%	0.9%	0.8%
% of Patients satisfied with the dentistry they have received	9	9	N/A	92.0%	92.0%
% of Patients satisfied with the time they had to wait for an appointment	8	9	N/A	88.0%	87.6%

* This is based on patients treated on this contract for their most recent course of treatment. Figures in italics indicate the base number of FP17s or Patient Questionnaire responses are less than 100. N/A is shown where the base number of responses is less than 10 during the period. % is calculated as Quantity/Base number*100

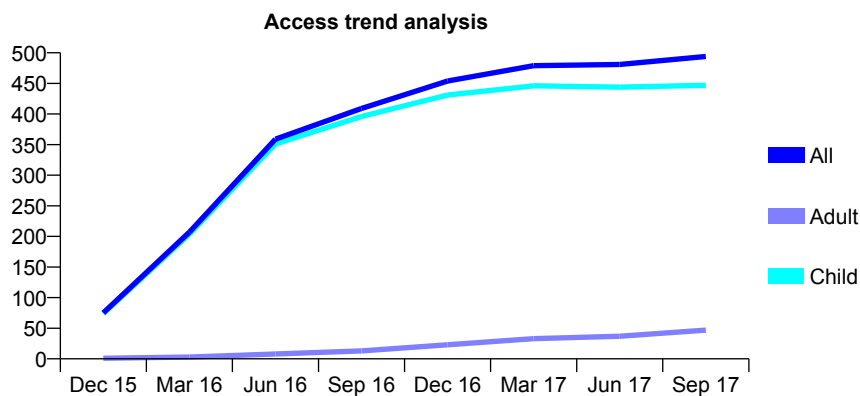
7A4 - Vital Signs At a Glance Contract Report for 820741/0002 - September 2017

Name or company name	MRS N TAAFFE
Contract type name	GDS Contract
Purpose of contract	General
Contract start date	22/11/2015
Contract end date	

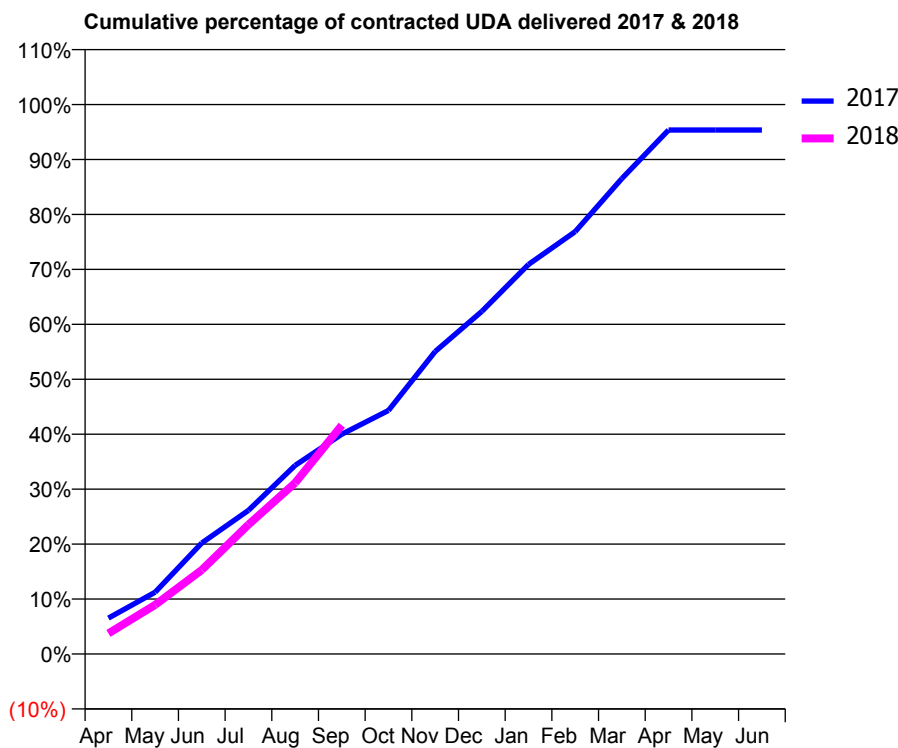
17/18 Contracted general activity (UDA)	1,040
Carry forward general activity (UDA)	0
17/18 Contracted orthodontic activity (UOA)	0
Carry forward orthodontic activity (UOA)	0
Baseline contract value	£26,627.17

ACCESS*

Patients seen in 24 months	Total	Change since previous quarter
Quarter ending September 2016	409	
Quarter ending December 2016	454	↑
Quarter ending March 2017	479	↑
Quarter ending June 2017	481	→
Quarter ending September 2017	494	↑
Variance since September 2016	20.8%	↑



ACTIVITY



Month	Adjusted Scheduled Activity (UDA)	
	2017	2018
April	68	39
May	117	93
June	210	159
July	272	245
August	357	324
September	416	433
October	461	
November	572	
December	648	
January	737	
February	799	
March	900	
April	992	
May	992	
June	992	

QUALITY

	Quantity	Base Number	Contract	LHB	Wales
% of FP17s for the same patient ID Re-attending within 3 months - Children	16	366	4.4%	8.8%	10.9%
% of FP17s for the same patient ID Re-attending within 3 months - Adults	0	9	0.0%	15.7%	16.2%
% of FP17s for the same patient ID Re-attending between 3 & 9 months - Children	251	366	68.6%	57.3%	58.9%
% of FP17s for the same patient ID Re-attending between 3 & 9 months - Adults	4	9	44.4%	55.1%	55.2%
% of FP17s for Band 1 Urgent Courses	0	342	0.0%	9.6%	9.1%
% of FP17s Relating to Free Repair or Replacements	0	342	0.0%	0.8%	0.8%
% of FP17s Relating to Continuations	0	342	0.0%	0.9%	0.8%
% of Patients satisfied with the dentistry they have received	4	4	N/A	92.0%	92.0%
% of Patients satisfied with the time they had to wait for an appointment	4	4	N/A	88.0%	87.6%

* This is based on patients treated on this contract for their most recent course of treatment. Figures in italics indicate the base number of FP17s or Patient Questionnaire responses are less than 100. N/A is shown where the base number of responses is less than 10 during the period. % is calculated as Quantity/Base number*100

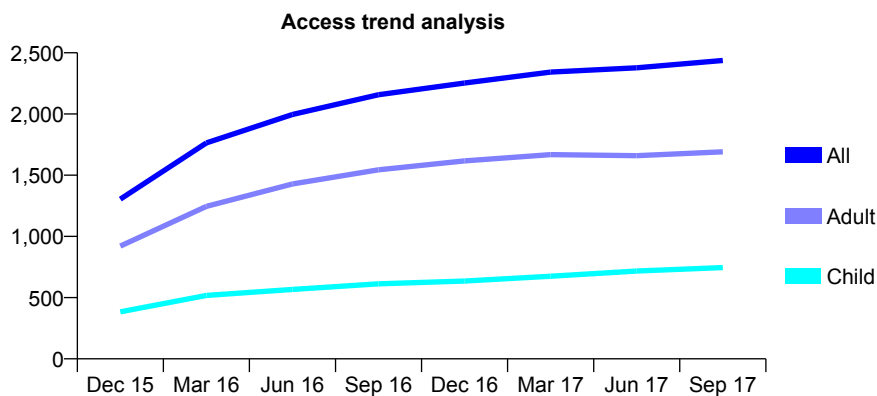
7A4 - Vital Signs At a Glance Contract Report for 838977/0004 - September 2017

Name or company name	MR HJ SAMUEL
Contract type name	GDS Contract
Purpose of contract	General
Contract start date	08/06/2015
Contract end date	

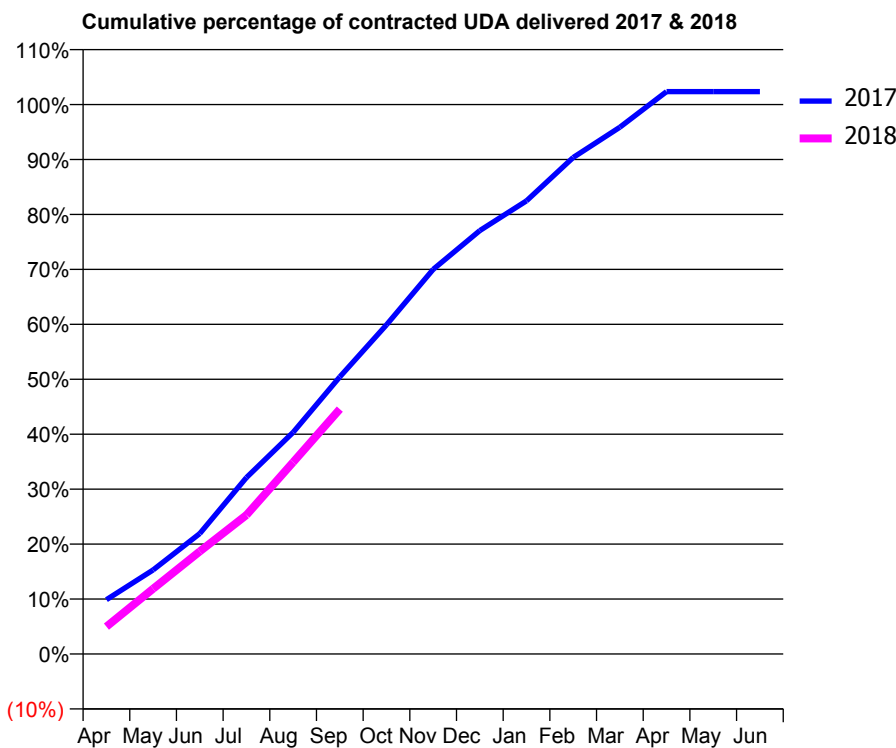
17/18 Contracted general activity (UDA)	8,000
Carry forward general activity (UDA)	0
17/18 Contracted orthodontic activity (UOA)	0
Carry forward orthodontic activity (UOA)	0
Baseline contract value	£256,028.33

ACCESS*

Patients seen in 24 months	Total	Change since previous quarter
Quarter ending September 2016	2,157	
Quarter ending December 2016	2,253	↑
Quarter ending March 2017	2,343	↑
Quarter ending June 2017	2,377	→
Quarter ending September 2017	2,437	↑
Variance since September 2016	13.0%	↑



ACTIVITY



Month	Adjusted Scheduled Activity (UDA)	
	2017	2018
April	790	399
May	1,224	951
June	1,753	1,495
July	2,569	2,024
August	3,228	2,792
September	4,036	3,564
October	4,792	
November	5,599	
December	6,166	
January	6,598	
February	7,228	
March	7,669	
April	8,188	
May	8,188	
June	8,188	

QUALITY

	Quantity	Base Number	Contract	LHB	Wales
% of FP17s for the same patient ID Re-attending within 3 months - Children	51	648	7.9%	8.8%	10.9%
% of FP17s for the same patient ID Re-attending within 3 months - Adults	192	1,318	14.6%	15.7%	16.2%
% of FP17s for the same patient ID Re-attending between 3 & 9 months - Children	354	648	54.6%	57.3%	58.9%
% of FP17s for the same patient ID Re-attending between 3 & 9 months - Adults	746	1,318	56.6%	55.1%	55.2%
% of FP17s for Band 1 Urgent Courses	147	1,741	8.4%	9.6%	9.1%
% of FP17s Relating to Free Repair or Replacements	12	1,741	0.7%	0.8%	0.8%
% of FP17s Relating to Continuations	16	1,741	0.9%	0.9%	0.8%
% of Patients satisfied with the dentistry they have received	4	5	N/A	92.0%	92.0%
% of Patients satisfied with the time they had to wait for an appointment	4	5	N/A	88.0%	87.6%

* This is based on patients treated on this contract for their most recent course of treatment. Figures in italics indicate the base number of FP17s or Patient Questionnaire responses are less than 100. N/A is shown where the base number of responses is less than 10 during the period. % is calculated as Quantity/Base number*100

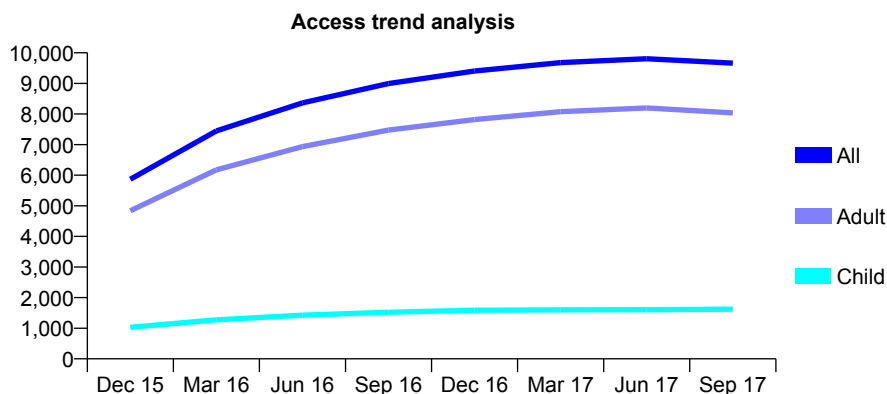
7A4 - Vital Signs At a Glance Contract Report for 838977/0005 - September 2017

Name or company name	MR HJ SAMUEL
Contract type name	GDS Contract
Purpose of contract	General
Contract start date	08/06/2015
Contract end date	

17/18 Contracted general activity (UDA)	28,960
Carry forward general activity (UDA)	0
17/18 Contracted orthodontic activity (UOA)	0
Carry forward orthodontic activity (UOA)	0
Baseline contract value	£710,411.71

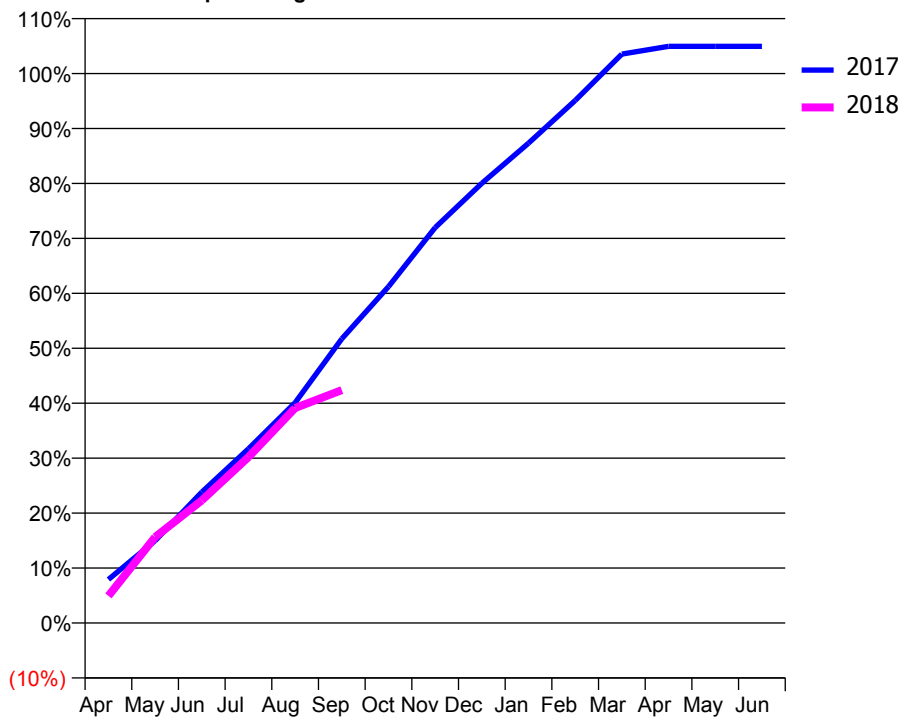
ACCESS*

Patients seen in 24 months	Total	Change since previous quarter
Quarter ending September 2016	8,996	
Quarter ending December 2016	9,406	↑
Quarter ending March 2017	9,679	↑
Quarter ending June 2017	9,805	→
Quarter ending September 2017	9,661	↓
Variance since September 2016	7.4%	↑



ACTIVITY

Cumulative percentage of contracted UDA delivered 2017 & 2018



Month	Adjusted Scheduled Activity (UDA)	
	2017	2018
April	2,294	1,433
May	4,343	4,530
June	6,894	6,465
July	9,185	8,743
August	11,612	11,331
September	14,982	12,275
October	17,727	
November	20,844	
December	23,171	
January	25,292	
February	27,537	
March	29,984	
April	30,388	
May	30,394	
June	30,394	

QUALITY

	Quantity	Base Number	Contract	LHB	Wales
% of FP17s for the same patient ID Re-attending within 3 months - Children	69	1,235	5.6%	8.8%	10.9%
% of FP17s for the same patient ID Re-attending within 3 months - Adults	467	5,225	8.9%	15.7%	16.2%
% of FP17s for the same patient ID Re-attending between 3 & 9 months - Children	753	1,235	61.0%	57.3%	58.9%
% of FP17s for the same patient ID Re-attending between 3 & 9 months - Adults	3,316	5,225	63.5%	55.1%	55.2%
% of FP17s for Band 1 Urgent Courses	438	6,086	7.2%	9.6%	9.1%
% of FP17s Relating to Free Repair or Replacements	50	6,086	0.8%	0.8%	0.8%
% of FP17s Relating to Continuations	57	6,086	0.9%	0.9%	0.8%
% of Patients satisfied with the dentistry they have received	38	41	92.7%	92.0%	92.0%
% of Patients satisfied with the time they had to wait for an appointment	32	41	78.0%	88.0%	87.6%

* This is based on patients treated on this contract for their most recent course of treatment. Figures in italics indicate the base number of FP17s or Patient Questionnaire responses are less than 100. N/A is shown where the base number of responses is less than 10 during the period. % is calculated as Quantity/Base number*100

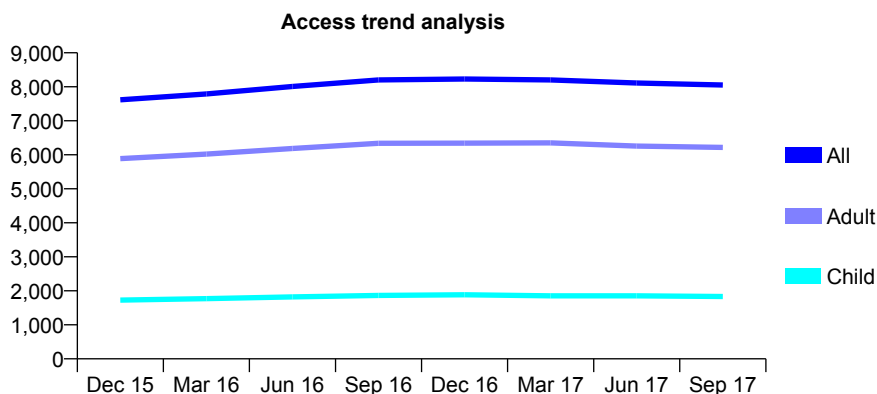
7A4 - Vital Signs At a Glance Contract Report for 840580/0001 - September 2017

Name or company name	MR OB JOYNSON
Contract type name	GDS Contract
Purpose of contract	General and Orthodontic
Contract start date	01/04/2006
Contract end date	

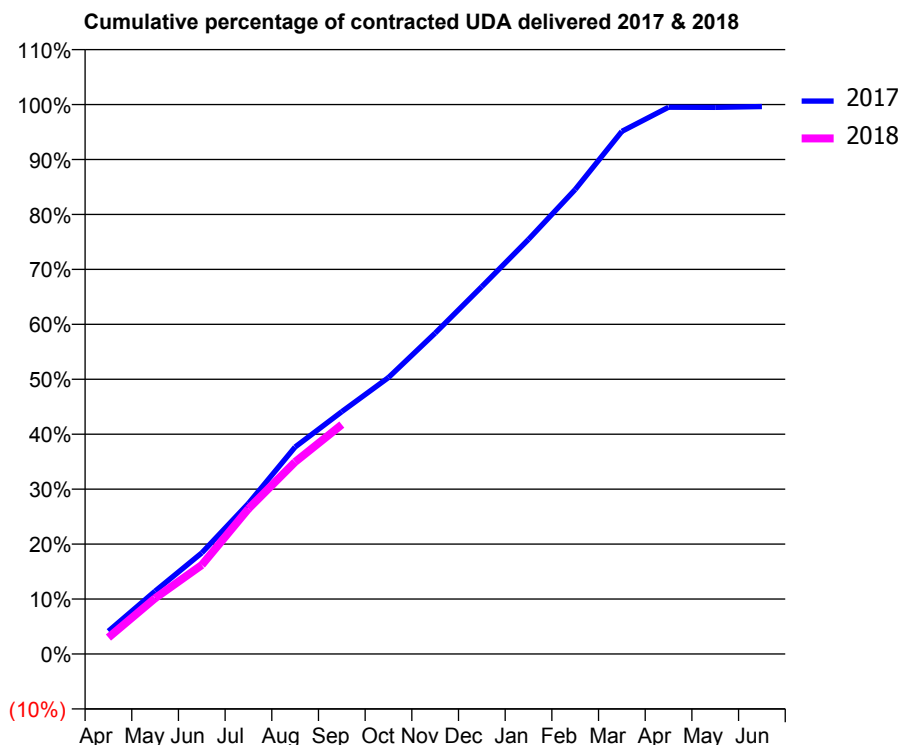
17/18 Contracted general activity (UDA)	28,724
Carry forward general activity (UDA)	0
17/18 Contracted orthodontic activity (UOA)	315
Carry forward orthodontic activity (UOA)	0
Baseline contract value	£657,600.05

ACCESS*

Patients seen in 24 months	Total	Change since previous quarter
Quarter ending September 2016	8,202	
Quarter ending December 2016	8,228	→
Quarter ending March 2017	8,202	→
Quarter ending June 2017	8,111	↓
Quarter ending September 2017	8,053	→
Variance since September 2016	(1.8%)	↓



ACTIVITY



Month	Adjusted Scheduled Activity (UDA)	
	2017	2018
April	1,197	862
May	3,289	2,916
June	5,285	4,650
July	7,874	7,597
August	10,823	10,044
September	12,671	11,991
October	14,451	
November	16,778	
December	19,206	
January	21,673	
February	24,280	
March	27,321	
April	28,585	
May	28,575	
June	28,615	

QUALITY

	Quantity	Base Number	Contract	LHB	Wales
% of FP17s for the same patient ID Re-attending within 3 months - Children	145	1,406	10.3%	8.8%	10.9%
% of FP17s for the same patient ID Re-attending within 3 months - Adults	765	4,265	17.9%	15.7%	16.2%
% of FP17s for the same patient ID Re-attending between 3 & 9 months - Children	826	1,406	58.7%	57.3%	58.9%
% of FP17s for the same patient ID Re-attending between 3 & 9 months - Adults	2,355	4,265	55.2%	55.1%	55.2%
% of FP17s for Band 1 Urgent Courses	612	5,171	11.8%	9.6%	9.1%
% of FP17s Relating to Free Repair or Replacements	37	5,171	0.7%	0.8%	0.8%
% of FP17s Relating to Continuations	32	5,171	0.6%	0.9%	0.8%
% of Patients satisfied with the dentistry they have received	56	63	88.9%	92.0%	92.0%
% of Patients satisfied with the time they had to wait for an appointment	55	63	87.3%	88.0%	87.6%

* This is based on patients treated on this contract for their most recent course of treatment. Figures in italics indicate the base number of FP17s or Patient Questionnaire responses are less than 100. N/A is shown where the base number of responses is less than 10 during the period. % is calculated as Quantity/Base number*100

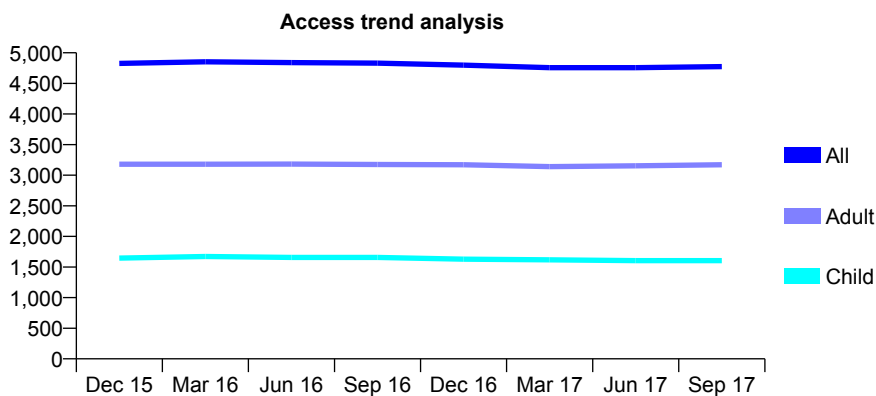
7A4 - Vital Signs At a Glance Contract Report for 844020/0001 - September 2017

Name or company name	MR X IOANNIDES
Contract type name	GDS Contract
Purpose of contract	General
Contract start date	01/10/2010
Contract end date	

17/18 Contracted general activity (UDA)	20,175
Carry forward general activity (UDA)	0
17/18 Contracted orthodontic activity (UOA)	0
Carry forward orthodontic activity (UOA)	0
Baseline contract value	£486,700.38

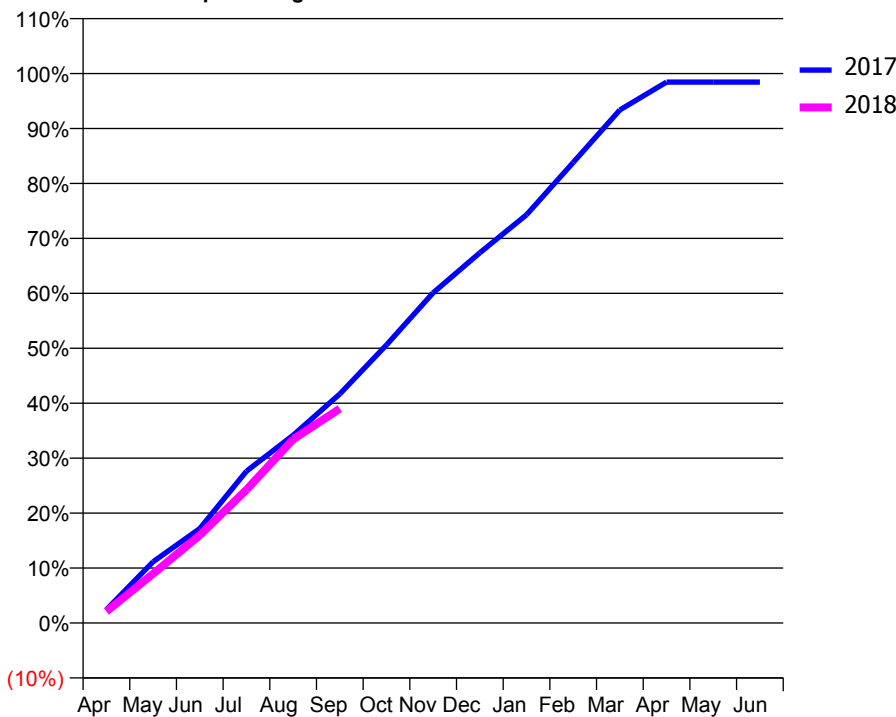
ACCESS*

Patients seen in 24 months	Total	Change since previous quarter
Quarter ending September 2016	4,831	
Quarter ending December 2016	4,799	→
Quarter ending March 2017	4,758	→
Quarter ending June 2017	4,758	→
Quarter ending September 2017	4,775	→
Variance since September 2016	(1.2%)	↓



ACTIVITY

Cumulative percentage of contracted UDA delivered 2017 & 2018



Month	Adjusted Scheduled Activity (UDA)	
	2017	2018
April	491	422
May	2,252	1,807
June	3,469	3,224
July	5,572	4,895
August	6,897	6,742
September	8,408	7,868
October	10,211	
November	12,124	
December	13,592	
January	14,991	
February	16,906	
March	18,836	
April	19,858	
May	19,862	
June	19,862	

QUALITY

	Quantity	Base Number	Contract	LHB	Wales
% of FP17s for the same patient ID Re-attending within 3 months - Children	56	1,132	4.9%	8.8%	10.9%
% of FP17s for the same patient ID Re-attending within 3 months - Adults	268	2,348	11.4%	15.7%	16.2%
% of FP17s for the same patient ID Re-attending between 3 & 9 months - Children	612	1,132	54.1%	57.3%	58.9%
% of FP17s for the same patient ID Re-attending between 3 & 9 months - Adults	1,387	2,348	59.1%	55.1%	55.2%
% of FP17s for Band 1 Urgent Courses	127	3,164	4.0%	9.6%	9.1%
% of FP17s Relating to Free Repair or Replacements	26	3,164	0.8%	0.8%	0.8%
% of FP17s Relating to Continuations	60	3,164	1.9%	0.9%	0.8%
% of Patients satisfied with the dentistry they have received	20	21	95.2%	92.0%	92.0%
% of Patients satisfied with the time they had to wait for an appointment	19	21	90.5%	88.0%	87.6%

* This is based on patients treated on this contract for their most recent course of treatment. Figures in italics indicate the base number of FP17s or Patient Questionnaire responses are less than 100. N/A is shown where the base number of responses is less than 10 during the period. % is calculated as Quantity/Base number*100

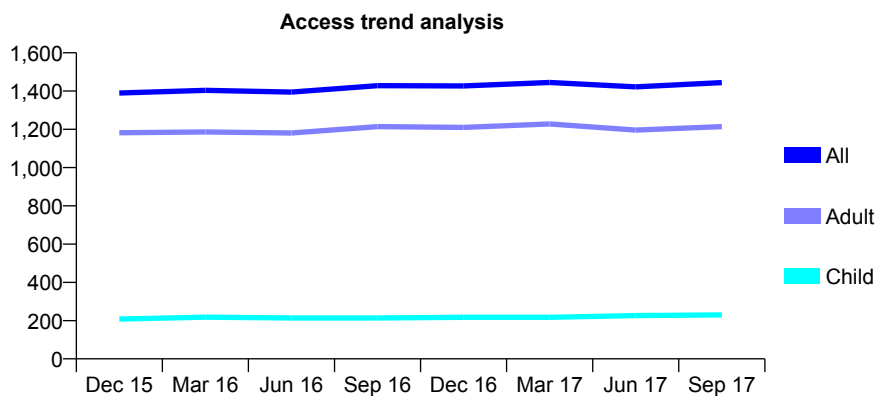
7A4 - Vital Signs At a Glance Contract Report for 918458/0001 - September 2017

Name or company name	MRS EA DAVIES
Contract type name	GDS Contract
Purpose of contract	General
Contract start date	01/04/2006
Contract end date	

17/18 Contracted general activity (UDA)	4,243
Carry forward general activity (UDA)	0
17/18 Contracted orthodontic activity (UOA)	0
Carry forward orthodontic activity (UOA)	0
Baseline contract value	£137,588.33

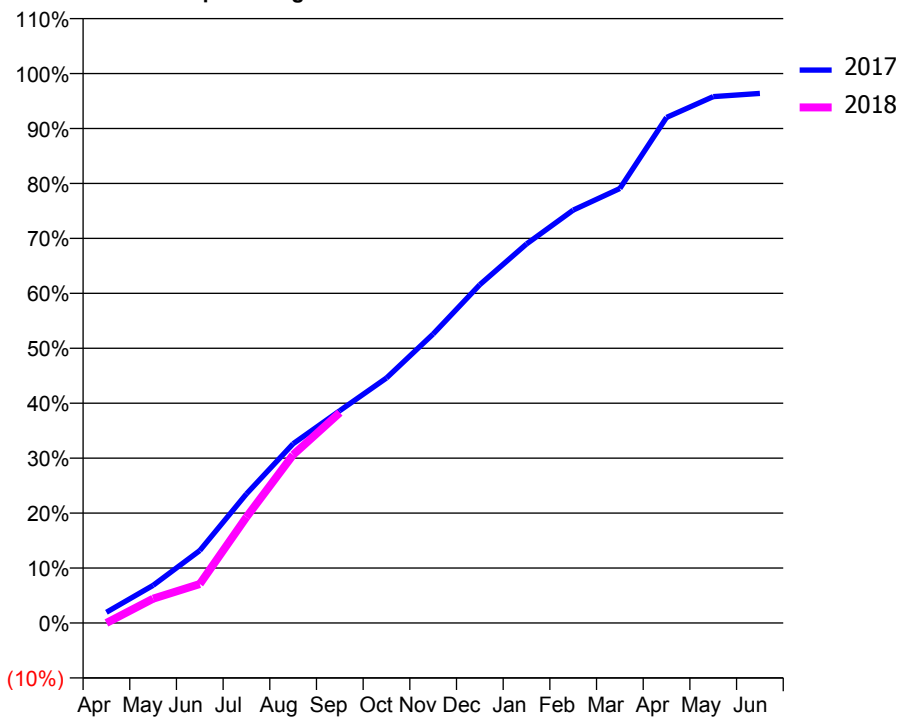
ACCESS*

Patients seen in 24 months	Total	Change since previous quarter
Quarter ending September 2016	1,428	
Quarter ending December 2016	1,427	→
Quarter ending March 2017	1,445	→
Quarter ending June 2017	1,422	↓
Quarter ending September 2017	1,444	→
Variance since September 2016	1.1%	→



ACTIVITY

Cumulative percentage of contracted UDA delivered 2017 & 2018



Month	Adjusted Scheduled Activity (UDA)	
	2017	2018
April	83	0
May	291	187
June	560	301
July	997	818
August	1,384	1,299
September	1,640	1,624
October	1,892	
November	2,231	
December	2,613	
January	2,926	
February	3,189	
March	3,355	
April	3,904	
May	4,065	
June	4,089	

QUALITY

	Quantity	Base Number	Contract	LHB	Wales
% of FP17s for the same patient ID Re-attending within 3 months - Children	9	145	6.2%	8.8%	10.9%
% of FP17s for the same patient ID Re-attending within 3 months - Adults	123	753	16.3%	15.7%	16.2%
% of FP17s for the same patient ID Re-attending between 3 & 9 months - Children	28	145	19.3%	57.3%	58.9%
% of FP17s for the same patient ID Re-attending between 3 & 9 months - Adults	195	753	25.9%	55.1%	55.2%
% of FP17s for Band 1 Urgent Courses	30	646	4.6%	9.6%	9.1%
% of FP17s Relating to Free Repair or Replacements	11	646	1.7%	0.8%	0.8%
% of FP17s Relating to Continuations	32	646	5.0%	0.9%	0.8%
% of Patients satisfied with the dentistry they have received	11	12	91.7%	92.0%	92.0%
% of Patients satisfied with the time they had to wait for an appointment	11	12	91.7%	88.0%	87.6%

* This is based on patients treated on this contract for their most recent course of treatment. Figures in italics indicate the base number of FP17s or Patient Questionnaire responses are less than 100. N/A is shown where the base number of responses is less than 10 during the period. % is calculated as Quantity/Base number*100

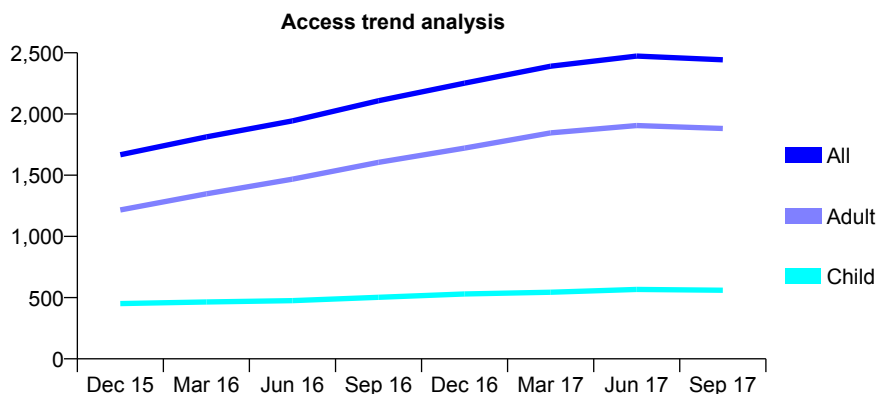
7A4 - Vital Signs At a Glance Contract Report for 919438/0001 - September 2017

Name or company name	MR PC STOCKFORD
Contract type name	GDS Contract
Purpose of contract	General
Contract start date	01/04/2006
Contract end date	

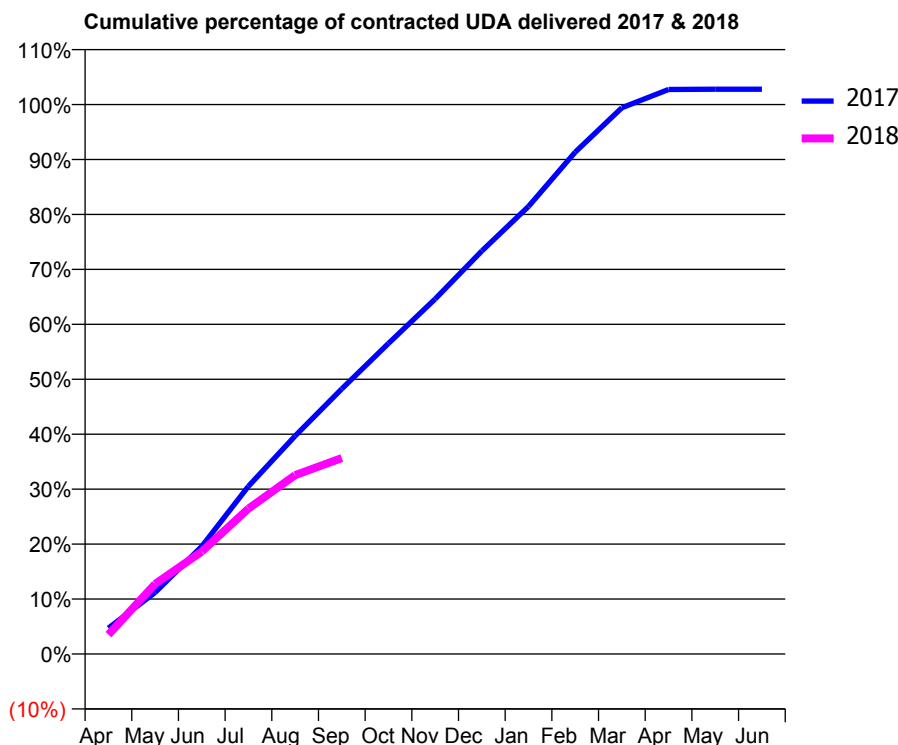
17/18 Contracted general activity (UDA)	8,593
Carry forward general activity (UDA)	0
17/18 Contracted orthodontic activity (UOA)	0
Carry forward orthodontic activity (UOA)	0
Baseline contract value	£220,178.48

ACCESS*

Patients seen in 24 months	Total	Change since previous quarter
Quarter ending September 2016	2,108	
Quarter ending December 2016	2,252	↑
Quarter ending March 2017	2,390	↑
Quarter ending June 2017	2,473	↑
Quarter ending September 2017	2,443	↓
Variance since September 2016	15.9%	↑



ACTIVITY



Month	Adjusted Scheduled Activity (UDA)	
	2017	2018
April	406	303
May	963	1,095
June	1,685	1,602
July	2,624	2,273
August	3,411	2,797
September	4,147	3,064
October	4,858	
November	5,551	
December	6,302	
January	6,999	
February	7,847	
March	8,542	
April	8,828	
May	8,832	
June	8,832	

QUALITY

	Quantity	Base Number	Contract	LHB	Wales
% of FP17s for the same patient ID Re-attending within 3 months - Children	26	416	6.3%	8.8%	10.9%
% of FP17s for the same patient ID Re-attending within 3 months - Adults	271	1,276	21.2%	15.7%	16.2%
% of FP17s for the same patient ID Re-attending between 3 & 9 months - Children	276	416	66.3%	57.3%	58.9%
% of FP17s for the same patient ID Re-attending between 3 & 9 months - Adults	727	1,276	57.0%	55.1%	55.2%
% of FP17s for Band 1 Urgent Courses	93	1,550	6.0%	9.6%	9.1%
% of FP17s Relating to Free Repair or Replacements	5	1,550	0.3%	0.8%	0.8%
% of FP17s Relating to Continuations	32	1,550	2.1%	0.9%	0.8%
% of Patients satisfied with the dentistry they have received	12	12	100.0%	92.0%	92.0%
% of Patients satisfied with the time they had to wait for an appointment	12	12	100.0%	88.0%	87.6%

* This is based on patients treated on this contract for their most recent course of treatment. Figures in italics indicate the base number of FP17s or Patient Questionnaire responses are less than 100. N/A is shown where the base number of responses is less than 10 during the period. % is calculated as Quantity/Base number*100

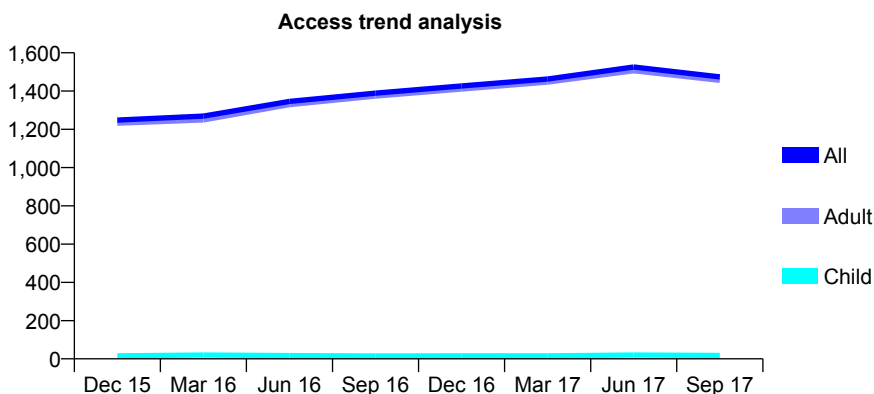
7A4 - Vital Signs At a Glance Contract Report for 919438/0005 - September 2017

Name or company name	MR PC STOCKFORD
Contract type name	PDS Contract
Purpose of contract	General
Contract start date	01/01/2011
Contract end date	31/08/2017

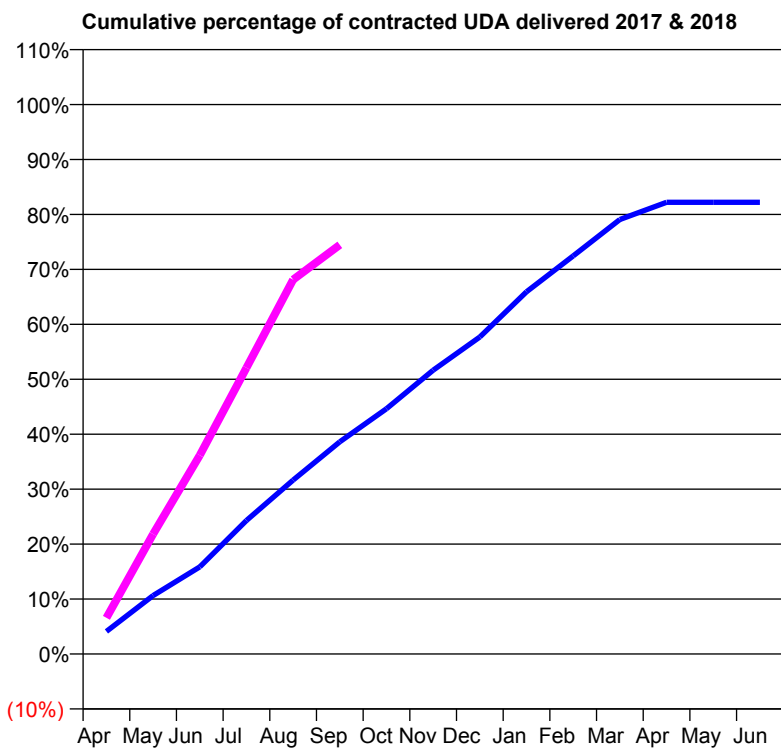
17/18 Contracted general activity (UDA)	912
Carry forward general activity (UDA)	0
17/18 Contracted orthodontic activity (UOA)	0
Carry forward orthodontic activity (UOA)	0
Baseline contract value	£24,299.75

ACCESS*

Patients seen in 24 months	Total	Change since previous quarter
Quarter ending September 2016	1,389	
Quarter ending December 2016	1,427	↑
Quarter ending March 2017	1,463	↑
Quarter ending June 2017	1,526	↑
Quarter ending September 2017	1,474	↓
Variance since September 2016	6.1%	↑



ACTIVITY



Month	Adjusted Scheduled Activity (UDA)	
	2017	2018
April	90	60
May	233	199
June	347	330
July	532	475
August	692	621
September	845	679
October	977	
November	1,130	
December	1,262	
January	1,442	
February	1,585	
March	1,730	
April	1,799	
May	1,799	
June	1,799	

QUALITY

	Quantity	Base Number	Contract	LHB	Wales
% of FP17s for the same patient ID Re-attending within 3 months - Children	0	15	0.0%	8.8%	10.9%
% of FP17s for the same patient ID Re-attending within 3 months - Adults	23	608	3.8%	15.7%	16.2%
% of FP17s for the same patient ID Re-attending between 3 & 9 months - Children	0	15	0.0%	57.3%	58.9%
% of FP17s for the same patient ID Re-attending between 3 & 9 months - Adults	15	608	2.5%	55.1%	55.2%
% of FP17s for Band 1 Urgent Courses	565	566	99.8%	9.6%	9.1%
% of FP17s Relating to Free Repair or Replacements	0	566	0.0%	0.8%	0.8%
% of FP17s Relating to Continuations	0	566	0.0%	0.9%	0.8%
% of Patients satisfied with the dentistry they have received	0	1	N/A	92.0%	92.0%
% of Patients satisfied with the time they had to wait for an appointment	0	1	N/A	88.0%	87.6%

* This is based on patients treated on this contract for their most recent course of treatment. Figures in italics indicate the base number of FP17s or Patient Questionnaire responses are less than 100. N/A is shown where the base number of responses is less than 10 during the period. % is calculated as Quantity/Base number*100

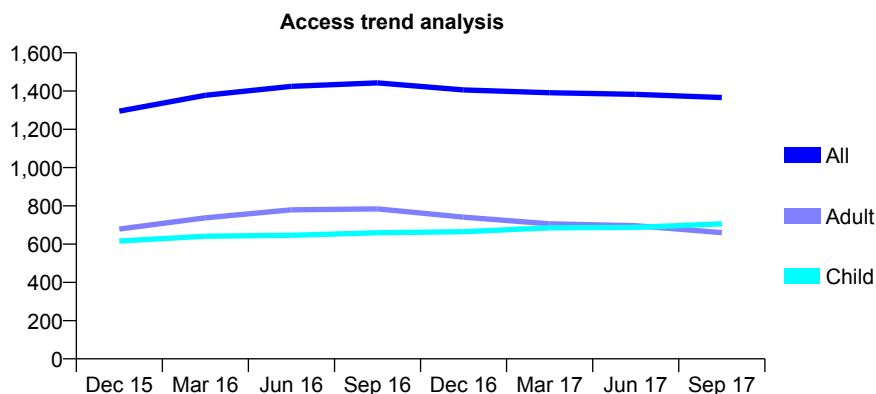
7A4 - Vital Signs At a Glance Contract Report for 965588/0001 - September 2017

Name or company name	MS V KOLAH
Contract type name	GDS Contract
Purpose of contract	General
Contract start date	26/07/2007
Contract end date	

17/18 Contracted general activity (UDA)	2,091
Carry forward general activity (UDA)	0
17/18 Contracted orthodontic activity (UOA)	0
Carry forward orthodontic activity (UOA)	0
Baseline contract value	£51,992.85

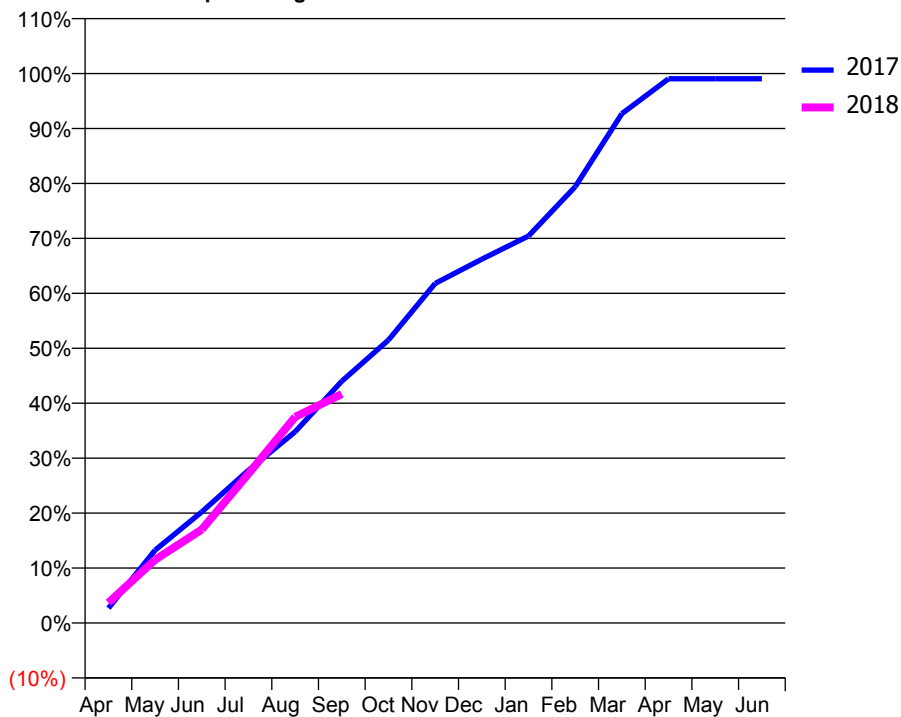
ACCESS*

Patients seen in 24 months	Total	Change since previous quarter
Quarter ending September 2016	1,443	
Quarter ending December 2016	1,406	↓
Quarter ending March 2017	1,391	↓
Quarter ending June 2017	1,383	→
Quarter ending September 2017	1,366	↓
Variance since September 2016	(5.3%)	↓



ACTIVITY

Cumulative percentage of contracted UDA delivered 2017 & 2018



Adjusted Scheduled Activity (UDA)

Month	2017	2018
April	57	77
May	277	241
June	423	356
July	581	568
August	728	784
September	920	872
October	1,077	
November	1,292	
December	1,385	
January	1,473	
February	1,660	
March	1,938	
April	2,071	
May	2,071	
June	2,071	

QUALITY

	Quantity	Base Number	Contract	LHB	Wales
% of FP17s for the same patient ID Re-attending within 3 months - Children	18	516	3.5%	8.8%	10.9%
% of FP17s for the same patient ID Re-attending within 3 months - Adults	17	201	8.5%	15.7%	16.2%
% of FP17s for the same patient ID Re-attending between 3 & 9 months - Children	283	516	54.8%	57.3%	58.9%
% of FP17s for the same patient ID Re-attending between 3 & 9 months - Adults	73	201	36.3%	55.1%	55.2%
% of FP17s for Band 1 Urgent Courses	28	638	4.4%	9.6%	9.1%
% of FP17s Relating to Free Repair or Replacements	0	638	0.0%	0.8%	0.8%
% of FP17s Relating to Continuations	1	638	0.2%	0.9%	0.8%
% of Patients satisfied with the dentistry they have received	7	7	N/A	92.0%	92.0%
% of Patients satisfied with the time they had to wait for an appointment	7	7	N/A	88.0%	87.6%

* This is based on patients treated on this contract for their most recent course of treatment. Figures in italics indicate the base number of FP17s or Patient Questionnaire responses are less than 100. N/A is shown where the base number of responses is less than 10 during the period. % is calculated as Quantity/Base number*100

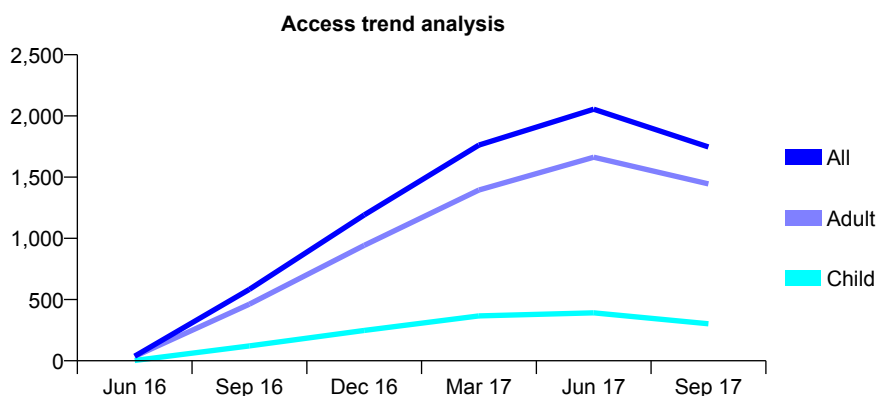
7A5 - Vital Signs At a Glance Contract Report for 100142/0000 - September 2017

Name or company name	Gafyn Poulton
Contract type name	GDS Contract
Purpose of contract	General
Contract start date	30/05/2016
Contract end date	31/05/2017

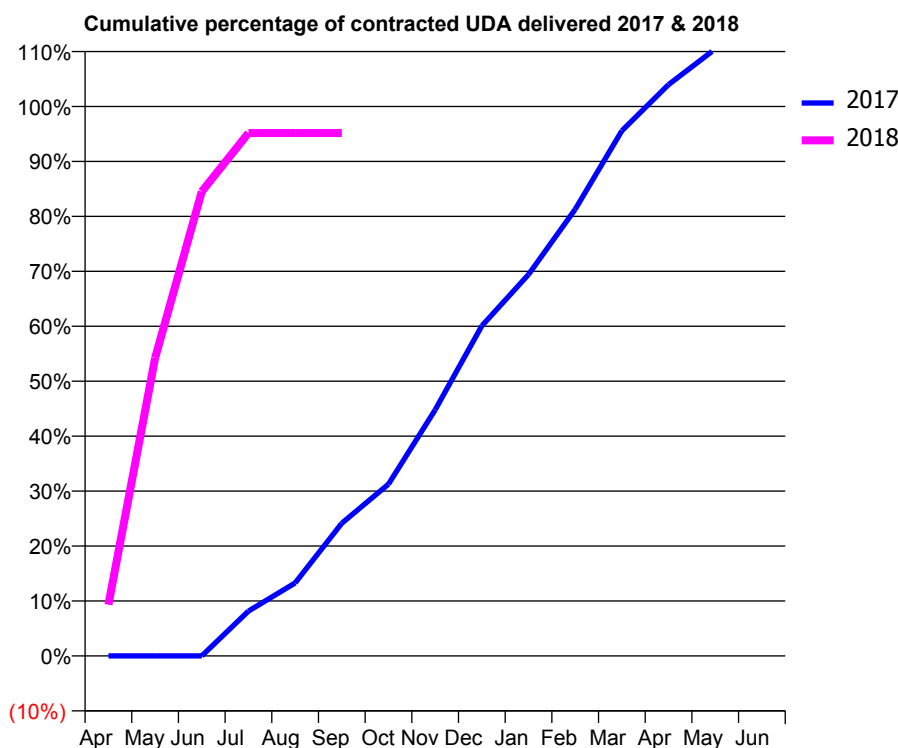
17/18 Contracted general activity (UDA)	1,200
Carry forward general activity (UDA)	-112
17/18 Contracted orthodontic activity (UOA)	0
Carry forward orthodontic activity (UOA)	0
Baseline contract value	£29,016.20

ACCESS*

Patients seen in 24 months	Total	Change since previous quarter
Quarter ending September 2016	583	
Quarter ending December 2016	1,191	↑
Quarter ending March 2017	1,762	↑
Quarter ending June 2017	2,055	↑
Quarter ending September 2017	1,747	↓
Variance since September 2016	199.7%	↑



ACTIVITY



Month	Adjusted Scheduled Activity (UDA)	
	2017	2018
April	0	112
May	0	651
June	0	1,014
July	461	1,142
August	749	1,142
September	1,362	1,142
October	1,763	
November	2,525	
December	3,387	
January	3,914	
February	4,584	
March	5,390	
April	5,863	
May	6,229	
June	6,235	

QUALITY

	Quantity	Base Number	Contract	LHB	Wales
% of FP17s for the same patient ID Re-attending within 3 months - Children	4	120	3.3%	7.1%	10.9%
% of FP17s for the same patient ID Re-attending within 3 months - Adults	50	623	8.0%	13.5%	16.2%
% of FP17s for the same patient ID Re-attending between 3 & 9 months - Children	46	120	38.3%	54.9%	58.9%
% of FP17s for the same patient ID Re-attending between 3 & 9 months - Adults	183	623	29.4%	54.2%	55.2%
% of FP17s for Band 1 Urgent Courses	55	464	11.9%	8.5%	9.1%
% of FP17s Relating to Free Repair or Replacements	0	464	0.0%	0.7%	0.8%
% of FP17s Relating to Continuations	0	464	0.0%	0.7%	0.8%
% of Patients satisfied with the dentistry they have received	12	12	100.0%	93.0%	92.0%
% of Patients satisfied with the time they had to wait for an appointment	12	12	100.0%	90.9%	87.6%

* This is based on patients treated on this contract for their most recent course of treatment. Figures in italics indicate the base number of FP17s or Patient Questionnaire responses are less than 100. N/A is shown where the base number of responses is less than 10 during the period. % is calculated as Quantity/Base number*100


7A5 - Vital Signs At a Glance Contract Report for 100482/0000 - September 2017

Name or company name	Gafyn Poulton
Contract type name	GDS Contract
Purpose of contract	General
Contract start date	01/06/2017
Contract end date	

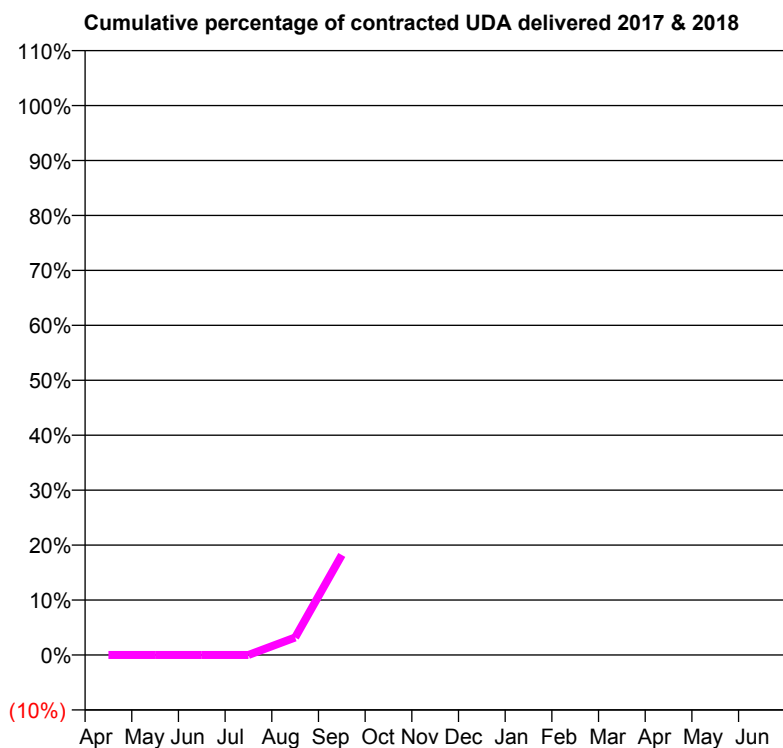
17/18 Contracted general activity (UDA)	6,000
Carry forward general activity (UDA)	0
17/18 Contracted orthodontic activity (UOA)	0
Carry forward orthodontic activity (UOA)	0
Baseline contract value	£145,081.03

ACCESS*

Patients seen in 24 months	Total	Change since previous quarter
Quarter ending September 2016	0	
Quarter ending December 2016	0	
Quarter ending March 2017	0	
Quarter ending June 2017	0	
Quarter ending September 2017	511	↑
Variance since September 2016	N/A	



ACTIVITY



Month	Adjusted Scheduled Activity (UDA)	
	2017	2018
April	0	0
May	0	0
June	0	0
July	0	0
August	0	191
September	0	1,093
October	0	
November	0	
December	0	
January	0	
February	0	
March	0	
April	0	
May	0	
June	0	

QUALITY

	Quantity	Base Number	Contract	LHB	Wales
% of FP17s for the same patient ID Re-attending within 3 months - Children	0	126	0.0%	7.1%	10.9%
% of FP17s for the same patient ID Re-attending within 3 months - Adults	6	375	1.6%	13.5%	16.2%
% of FP17s for the same patient ID Re-attending between 3 & 9 months - Children	0	126	0.0%	54.9%	58.9%
% of FP17s for the same patient ID Re-attending between 3 & 9 months - Adults	0	375	0.0%	54.2%	55.2%
% of FP17s for Band 1 Urgent Courses	13	501	2.6%	8.5%	9.1%
% of FP17s Relating to Free Repair or Replacements	1	501	0.2%	0.7%	0.8%
% of FP17s Relating to Continuations	2	501	0.4%	0.7%	0.8%
% of Patients satisfied with the dentistry they have received	0	0	N/A	93.0%	92.0%
% of Patients satisfied with the time they had to wait for an appointment	0	0	N/A	90.9%	87.6%

* This is based on patients treated on this contract for their most recent course of treatment. Figures in italics indicate the base number of FP17s or Patient Questionnaire responses are less than 100. N/A is shown where the base number of responses is less than 10 during the period. % is calculated as Quantity/Base number*100

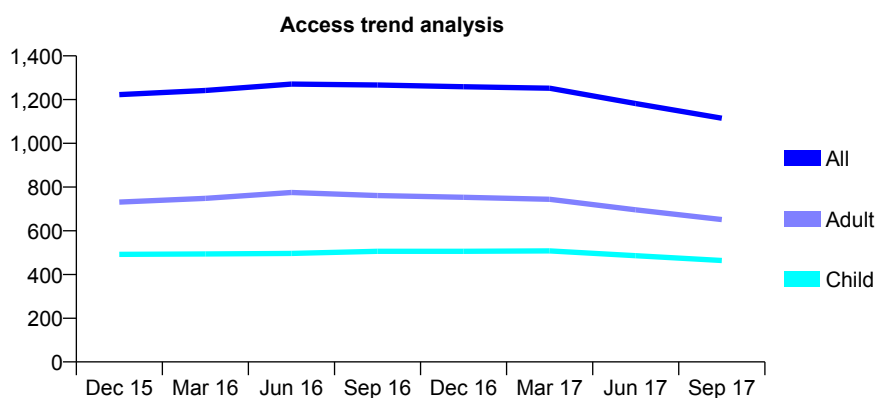
7A5 - Vital Signs At a Glance Contract Report for 102660/0001 - September 2017

Name or company name	Brilliant Dental Care
Contract type name	GDS Contract
Purpose of contract	General and Orthodontic
Contract start date	01/06/2014
Contract end date	

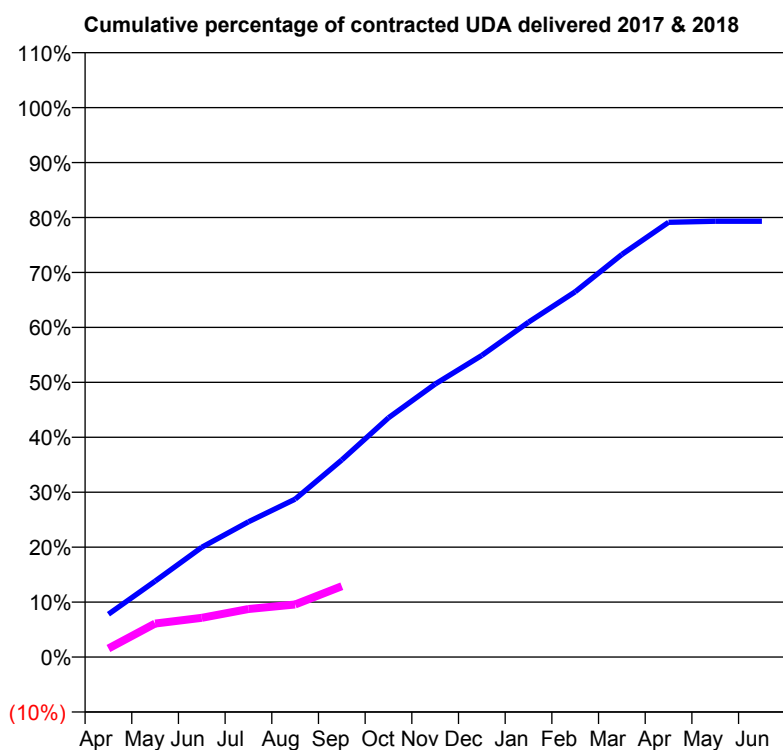
17/18 Contracted general activity (UDA)	4,200
Carry forward general activity (UDA)	0
17/18 Contracted orthodontic activity (UOA)	57
Carry forward orthodontic activity (UOA)	0
Baseline contract value	£105,155.93

ACCESS*

Patients seen in 24 months	Total	Change since previous quarter
Quarter ending September 2016	1,267	
Quarter ending December 2016	1,259	→
Quarter ending March 2017	1,252	→
Quarter ending June 2017	1,182	↓
Quarter ending September 2017	1,115	↓
Variance since September 2016	(12.0%)	↓



ACTIVITY



Month	Adjusted Scheduled Activity (UDA)	
	2017	2018
April	328	66
May	580	256
June	840	301
July	1,034	367
August	1,207	402
September	1,507	541
October	1,829	
November	2,086	
December	2,306	
January	2,560	
February	2,792	
March	3,077	
April	3,323	
May	3,331	
June	3,331	

QUALITY

	Quantity	Base Number	Contract	LHB	Wales
% of FP17s for the same patient ID Re-attending within 3 months - Children	26	225	11.6%	7.1%	10.9%
% of FP17s for the same patient ID Re-attending within 3 months - Adults	31	228	13.6%	13.5%	16.2%
% of FP17s for the same patient ID Re-attending between 3 & 9 months - Children	116	225	51.6%	54.9%	58.9%
% of FP17s for the same patient ID Re-attending between 3 & 9 months - Adults	93	228	40.8%	54.2%	55.2%
% of FP17s for Band 1 Urgent Courses	42	325	12.9%	8.5%	9.1%
% of FP17s Relating to Free Repair or Replacements	2	325	0.6%	0.7%	0.8%
% of FP17s Relating to Continuations	0	325	0.0%	0.7%	0.8%
% of Patients satisfied with the dentistry they have received	5	5	N/A	93.0%	92.0%
% of Patients satisfied with the time they had to wait for an appointment	5	5	N/A	90.9%	87.6%

* This is based on patients treated on this contract for their most recent course of treatment. Figures in italics indicate the base number of FP17s or Patient Questionnaire responses are less than 100. N/A is shown where the base number of responses is less than 10 during the period. % is calculated as Quantity/Base number*100

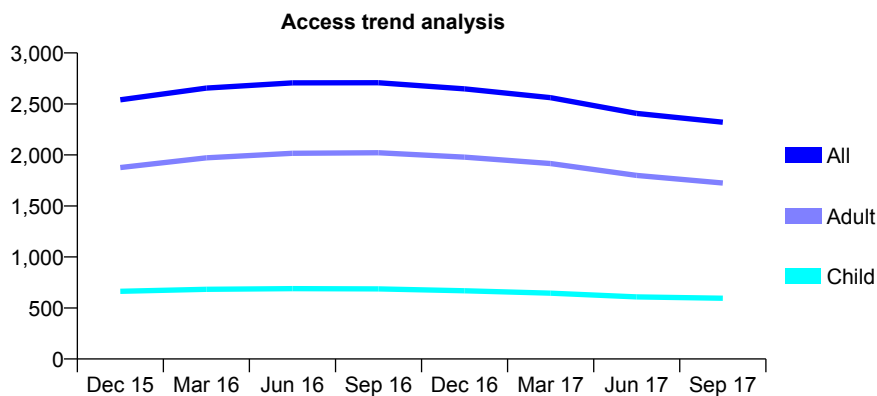
7A5 - Vital Signs At a Glance Contract Report for 105333/0001 - September 2017

Name or company name	Beddau Dental Practice
Contract type name	GDS Contract
Purpose of contract	General
Contract start date	01/06/2014
Contract end date	

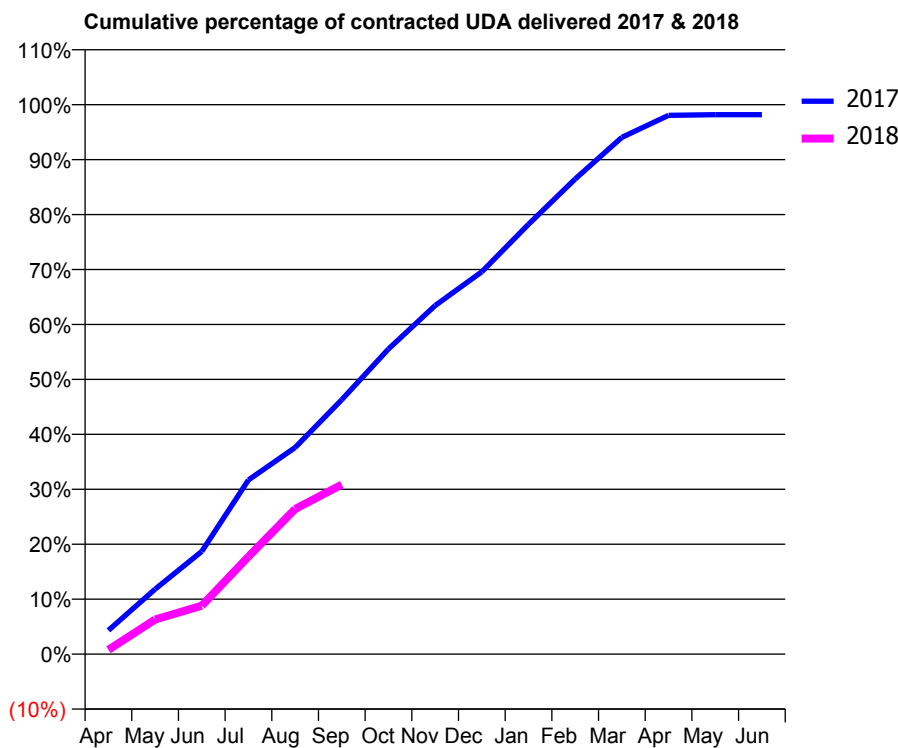
17/18 Contracted general activity (UDA)	7,800
Carry forward general activity (UDA)	244
17/18 Contracted orthodontic activity (UOA)	0
Carry forward orthodontic activity (UOA)	0
Baseline contract value	£188,482.52

ACCESS*

Patients seen in 24 months	Total	Change since previous quarter
Quarter ending September 2016	2,708	
Quarter ending December 2016	2,648	↓
Quarter ending March 2017	2,561	↓
Quarter ending June 2017	2,407	↓
Quarter ending September 2017	2,321	↓
Variance since September 2016	(14.3%)	↓



ACTIVITY



Month	Adjusted Scheduled Activity (UDA)	
	2017	2018
April	338	61
May	923	492
June	1,458	687
July	2,473	1,385
August	2,933	2,060
September	3,612	2,407
October	4,332	
November	4,948	
December	5,428	
January	6,101	
February	6,746	
March	7,335	
April	7,649	
May	7,658	
June	7,658	

QUALITY

	Quantity	Base Number	Contract	LHB	Wales
% of FP17s for the same patient ID Re-attending within 3 months - Children	9	360	2.5%	7.1%	10.9%
% of FP17s for the same patient ID Re-attending within 3 months - Adults	91	1,027	8.9%	13.5%	16.2%
% of FP17s for the same patient ID Re-attending between 3 & 9 months - Children	217	360	60.3%	54.9%	58.9%
% of FP17s for the same patient ID Re-attending between 3 & 9 months - Adults	663	1,027	64.6%	54.2%	55.2%
% of FP17s for Band 1 Urgent Courses	57	1,269	4.5%	8.5%	9.1%
% of FP17s Relating to Free Repair or Replacements	8	1,269	0.6%	0.7%	0.8%
% of FP17s Relating to Continuations	2	1,269	0.2%	0.7%	0.8%
% of Patients satisfied with the dentistry they have received	11	14	78.6%	93.0%	92.0%
% of Patients satisfied with the time they had to wait for an appointment	11	14	78.6%	90.9%	87.6%

* This is based on patients treated on this contract for their most recent course of treatment. Figures in italics indicate the base number of FP17s or Patient Questionnaire responses are less than 100. N/A is shown where the base number of responses is less than 10 during the period. % is calculated as Quantity/Base number*100

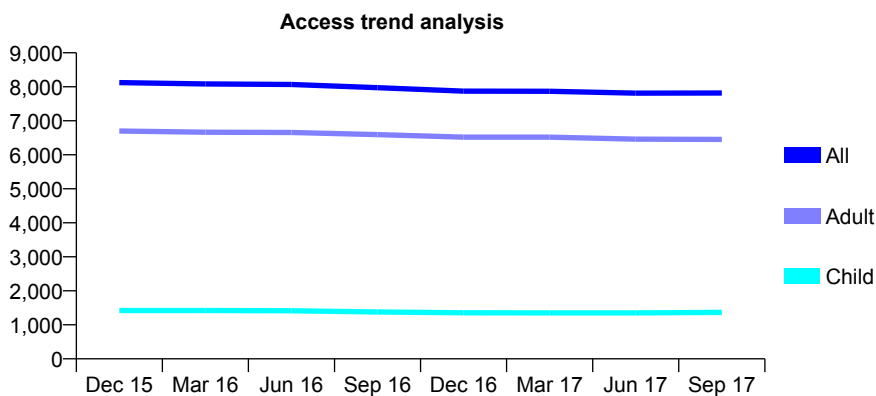
7A5 - Vital Signs At a Glance Contract Report for 106887/0001 - September 2017

Name or company name	Morgan Street Dental Practice
Contract type name	GDS Contract
Purpose of contract	General
Contract start date	01/04/2010
Contract end date	

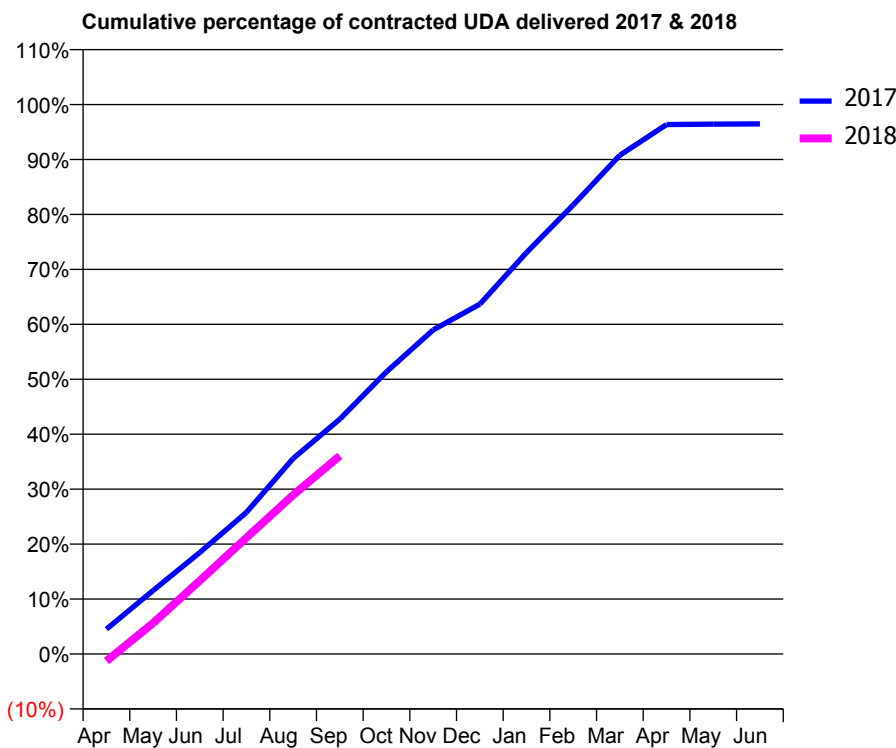
17/18 Contracted general activity (UDA)	25,816
Carry forward general activity (UDA)	910
17/18 Contracted orthodontic activity (UOA)	0
Carry forward orthodontic activity (UOA)	0
Baseline contract value	£623,410.84

ACCESS*

Patients seen in 24 months	Total	Change since previous quarter
Quarter ending September 2016	7,973	
Quarter ending December 2016	7,874	↓
Quarter ending March 2017	7,869	→
Quarter ending June 2017	7,813	→
Quarter ending September 2017	7,816	→
Variance since September 2016	(2.0%)	↓



ACTIVITY



Month	Adjusted Scheduled Activity (UDA)	
	2017	2018
April	1,170	-338
May	2,988	1,456
June	4,772	3,447
July	6,655	5,467
August	9,189	7,470
September	11,034	9,315
October	13,259	
November	15,227	
December	16,436	
January	18,858	
February	21,098	
March	23,435	
April	24,875	
May	24,894	
June	24,906	

QUALITY

	Quantity	Base Number	Contract	LHB	Wales
% of FP17s for the same patient ID Re-attending within 3 months - Children	117	1,087	10.8%	7.1%	10.9%
% of FP17s for the same patient ID Re-attending within 3 months - Adults	980	5,323	18.4%	13.5%	16.2%
% of FP17s for the same patient ID Re-attending between 3 & 9 months - Children	653	1,087	60.1%	54.9%	58.9%
% of FP17s for the same patient ID Re-attending between 3 & 9 months - Adults	3,143	5,323	59.0%	54.2%	55.2%
% of FP17s for Band 1 Urgent Courses	630	5,698	11.1%	8.5%	9.1%
% of FP17s Relating to Free Repair or Replacements	35	5,698	0.6%	0.7%	0.8%
% of FP17s Relating to Continuations	14	5,698	0.2%	0.7%	0.8%
% of Patients satisfied with the dentistry they have received	46	48	95.8%	93.0%	92.0%
% of Patients satisfied with the time they had to wait for an appointment	41	48	85.4%	90.9%	87.6%

* This is based on patients treated on this contract for their most recent course of treatment. Figures in italics indicate the base number of FP17s or Patient Questionnaire responses are less than 100. N/A is shown where the base number of responses is less than 10 during the period. % is calculated as Quantity/Base number*100

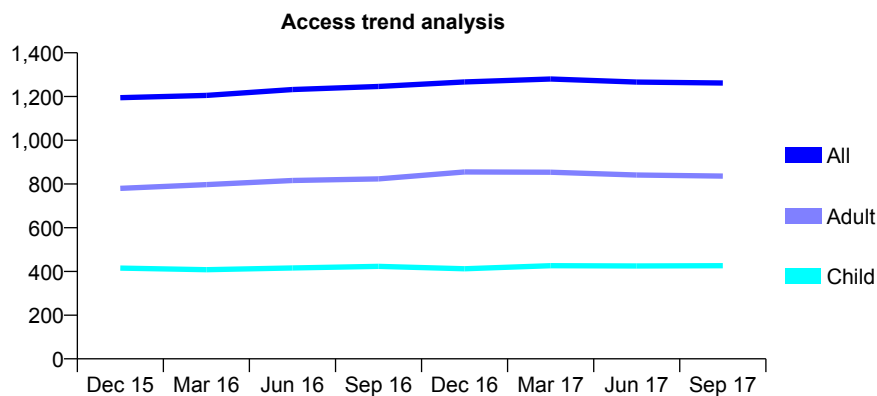
7A5 - Vital Signs At a Glance Contract Report for 108146/0001 - September 2017

Name or company name	Colden Larch Ltd
Contract type name	GDS Contract
Purpose of contract	General
Contract start date	01/10/2009
Contract end date	

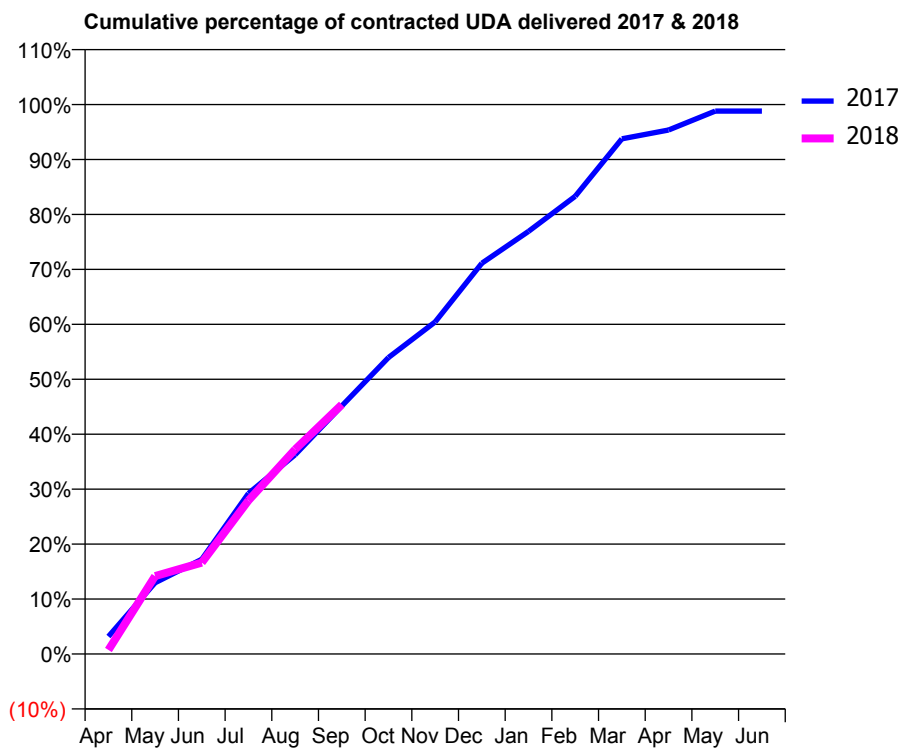
17/18 Contracted general activity (UDA)	3,710
Carry forward general activity (UDA)	-25
17/18 Contracted orthodontic activity (UOA)	0
Carry forward orthodontic activity (UOA)	0
Baseline contract value	£53,546.95

ACCESS*

Patients seen in 24 months	Total	Change since previous quarter
Quarter ending September 2016	1,246	
Quarter ending December 2016	1,267	→
Quarter ending March 2017	1,280	→
Quarter ending June 2017	1,266	↓
Quarter ending September 2017	1,262	→
Variance since September 2016	1.3%	→



ACTIVITY



Month	Adjusted Scheduled Activity (UDA)	
	2017	2018
April	118	27
May	481	526
June	640	617
July	1,085	1,037
August	1,345	1,381
September	1,675	1,684
October	2,002	
November	2,243	
December	2,638	
January	2,854	
February	3,090	
March	3,478	
April	3,537	
May	3,665	
June	3,665	

QUALITY

	Quantity	Base Number	Contract	LHB	Wales
% of FP17s for the same patient ID Re-attending within 3 months - Children	21	246	8.5%	7.1%	10.9%
% of FP17s for the same patient ID Re-attending within 3 months - Adults	53	422	12.6%	13.5%	16.2%
% of FP17s for the same patient ID Re-attending between 3 & 9 months - Children	97	246	39.4%	54.9%	58.9%
% of FP17s for the same patient ID Re-attending between 3 & 9 months - Adults	144	422	34.1%	54.2%	55.2%
% of FP17s for Band 1 Urgent Courses	44	613	7.2%	8.5%	9.1%
% of FP17s Relating to Free Repair or Replacements	2	613	0.3%	0.7%	0.8%
% of FP17s Relating to Continuations	3	613	0.5%	0.7%	0.8%
% of Patients satisfied with the dentistry they have received	11	11	100.0%	93.0%	92.0%
% of Patients satisfied with the time they had to wait for an appointment	11	11	100.0%	90.9%	87.6%

* This is based on patients treated on this contract for their most recent course of treatment. Figures in italics indicate the base number of FP17s or Patient Questionnaire responses are less than 100. N/A is shown where the base number of responses is less than 10 during the period. % is calculated as Quantity/Base number*100

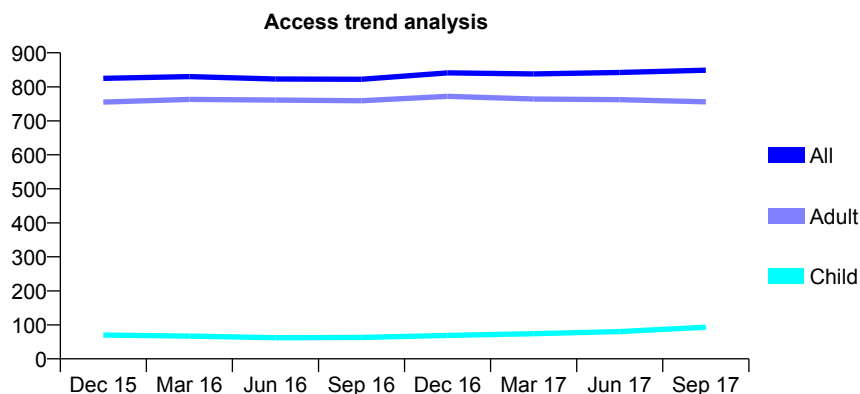
7A5 - Vital Signs At a Glance Contract Report for 108200/0004 - September 2017

Name or company name	Cardiff & Vale University Health Board
Contract type name	PDS Contract
Purpose of contract	General
Contract start date	01/04/2006
Contract end date	31/03/2018

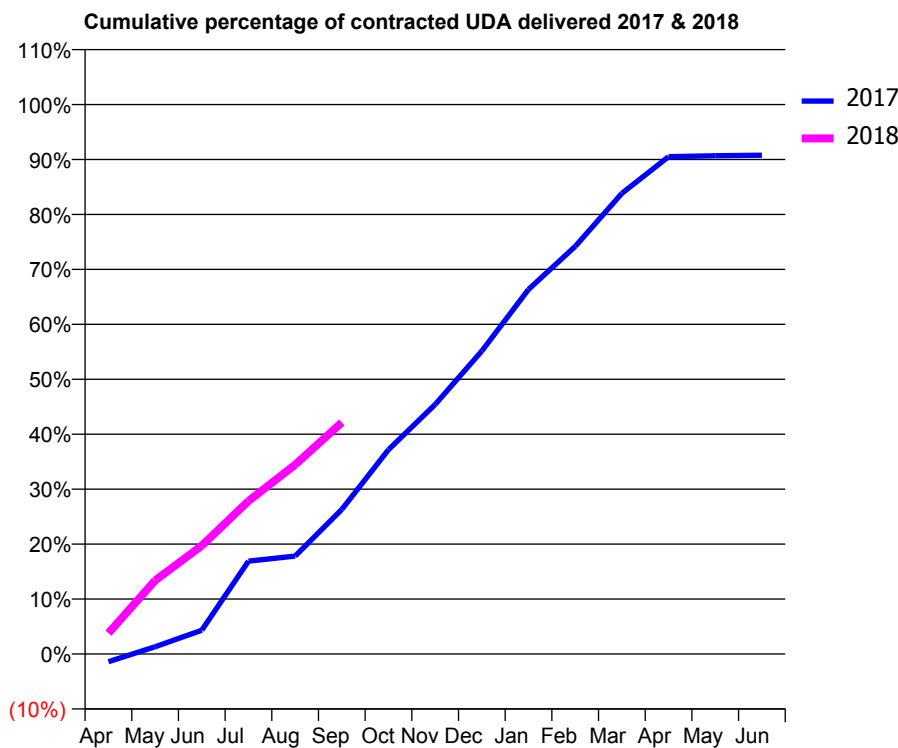
17/18 Contracted general activity (UDA)	2,209
Carry forward general activity (UDA)	0
17/18 Contracted orthodontic activity (UOA)	0
Carry forward orthodontic activity (UOA)	0
Baseline contract value	£61,099.39

ACCESS*

Patients seen in 24 months	Total	Change since previous quarter
Quarter ending September 2016	822	
Quarter ending December 2016	841	↑
Quarter ending March 2017	838	→
Quarter ending June 2017	842	→
Quarter ending September 2017	849	→
Variance since September 2016	3.3%	↑



ACTIVITY



Month	Adjusted Scheduled Activity (UDA)	
	2017	2018
April	-32	84
May	29	296
June	96	436
July	373	615
August	394	761
September	582	931
October	821	
November	1,003	
December	1,218	
January	1,466	
February	1,638	
March	1,852	
April	1,999	
May	2,003	
June	2,005	

QUALITY

	Quantity	Base Number	Contract	LHB	Wales
% of FP17s for the same patient ID Re-attending within 3 months - Children	1	71	1.4%	7.1%	10.9%
% of FP17s for the same patient ID Re-attending within 3 months - Adults	87	498	17.5%	13.5%	16.2%
% of FP17s for the same patient ID Re-attending between 3 & 9 months - Children	31	71	43.7%	54.9%	58.9%
% of FP17s for the same patient ID Re-attending between 3 & 9 months - Adults	188	498	37.8%	54.2%	55.2%
% of FP17s for Band 1 Urgent Courses	64	503	12.7%	8.5%	9.1%
% of FP17s Relating to Free Repair or Replacements	1	503	0.2%	0.7%	0.8%
% of FP17s Relating to Continuations	5	503	1.0%	0.7%	0.8%
% of Patients satisfied with the dentistry they have received	4	5	N/A	93.0%	92.0%
% of Patients satisfied with the time they had to wait for an appointment	5	5	N/A	90.9%	87.6%

* This is based on patients treated on this contract for their most recent course of treatment. Figures in italics indicate the base number of FP17s or Patient Questionnaire responses are less than 100. N/A is shown where the base number of responses is less than 10 during the period. % is calculated as Quantity/Base number*100

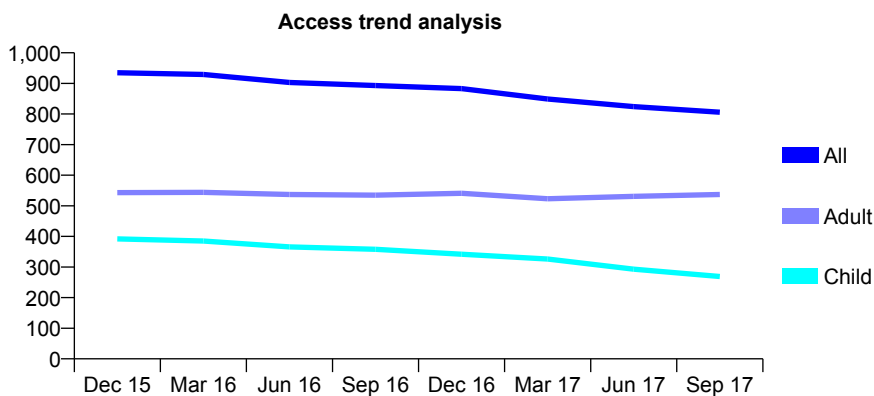
7A5 - Vital Signs At a Glance Contract Report for 108200/0006 - September 2017

Name or company name	Cardiff & Vale University Health Board
Contract type name	PDS Contract
Purpose of contract	General
Contract start date	01/04/2006
Contract end date	31/03/2018

17/18 Contracted general activity (UDA)	2,208
Carry forward general activity (UDA)	0
17/18 Contracted orthodontic activity (UOA)	0
Carry forward orthodontic activity (UOA)	0
Baseline contract value	£61,099.38

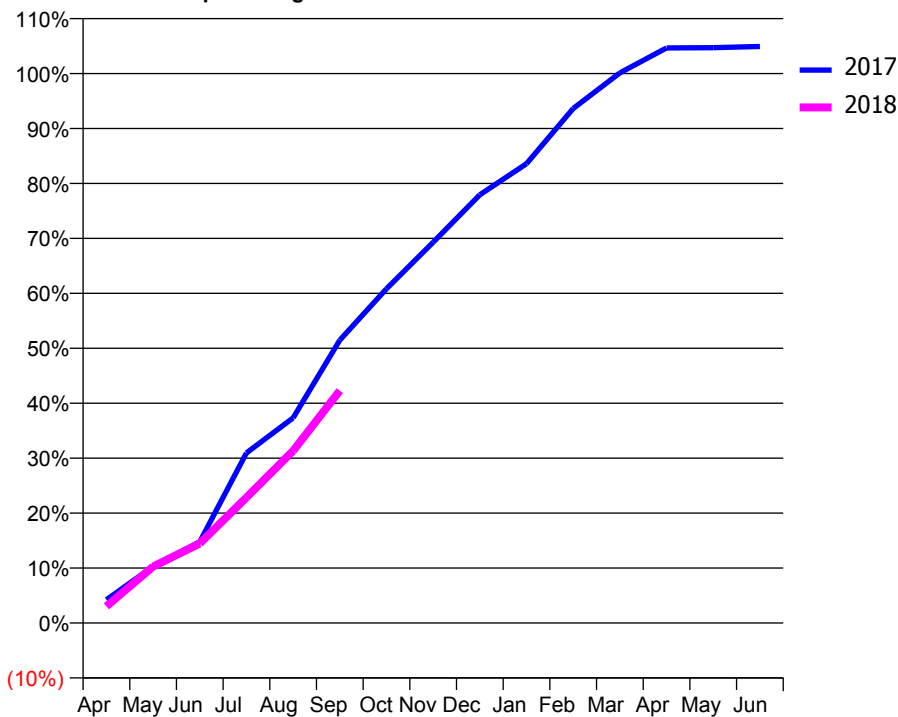
ACCESS*

Patients seen in 24 months	Total	Change since previous quarter
Quarter ending September 2016	893	
Quarter ending December 2016	883	↓
Quarter ending March 2017	849	↓
Quarter ending June 2017	824	↓
Quarter ending September 2017	806	↓
Variance since September 2016	(9.7%)	↓



ACTIVITY

Cumulative percentage of contracted UDA delivered 2017 & 2018



Month	Adjusted Scheduled Activity (UDA)	
	2017	2018
April	94	67
May	228	227
June	326	320
July	684	504
August	824	692
September	1,137	933
October	1,343	
November	1,530	
December	1,721	
January	1,845	
February	2,068	
March	2,210	
April	2,311	
May	2,312	
June	2,317	

QUALITY

	Quantity	Base Number	Contract	LHB	Wales
% of FP17s for the same patient ID Re-attending within 3 months - Children	4	172	2.3%	7.1%	10.9%
% of FP17s for the same patient ID Re-attending within 3 months - Adults	22	328	6.7%	13.5%	16.2%
% of FP17s for the same patient ID Re-attending between 3 & 9 months - Children	108	172	62.8%	54.9%	58.9%
% of FP17s for the same patient ID Re-attending between 3 & 9 months - Adults	200	328	61.0%	54.2%	55.2%
% of FP17s for Band 1 Urgent Courses	27	430	6.3%	8.5%	9.1%
% of FP17s Relating to Free Repair or Replacements	6	430	1.4%	0.7%	0.8%
% of FP17s Relating to Continuations	1	430	0.2%	0.7%	0.8%
% of Patients satisfied with the dentistry they have received	4	4	N/A	93.0%	92.0%
% of Patients satisfied with the time they had to wait for an appointment	4	4	N/A	90.9%	87.6%

* This is based on patients treated on this contract for their most recent course of treatment. Figures in italics indicate the base number of FP17s or Patient Questionnaire responses are less than 100. N/A is shown where the base number of responses is less than 10 during the period. % is calculated as Quantity/Base number*100

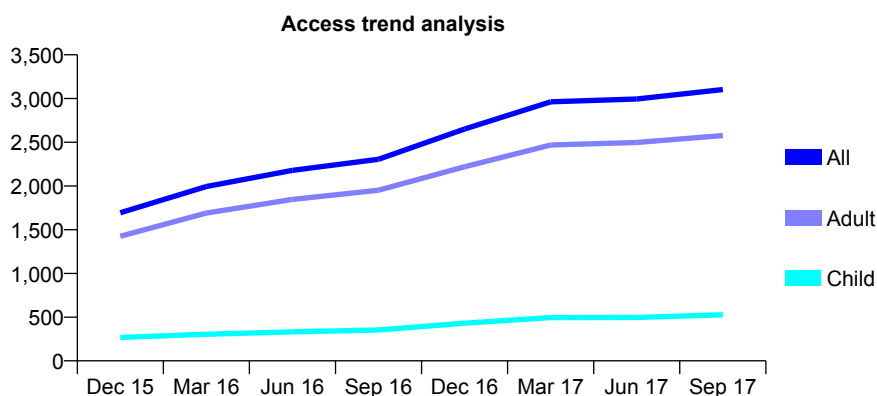
7A5 - Vital Signs At a Glance Contract Report for 116300/0008 - September 2017

Name or company name	Whitecross Dental Care Ltd
Contract type name	GDS Contract
Purpose of contract	General
Contract start date	01/04/2015
Contract end date	

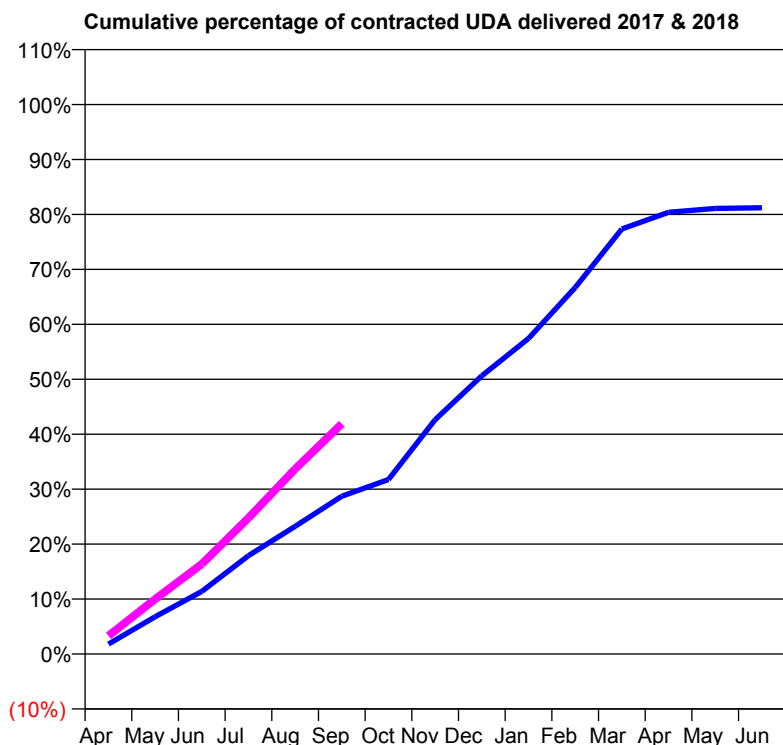
17/18 Contracted general activity (UDA)	12,228
Carry forward general activity (UDA)	0
17/18 Contracted orthodontic activity (UOA)	0
Carry forward orthodontic activity (UOA)	0
Baseline contract value	£335,170.25

ACCESS*

Patients seen in 24 months	Total	Change since previous quarter
Quarter ending September 2016	2,305	
Quarter ending December 2016	2,651	↑
Quarter ending March 2017	2,963	↑
Quarter ending June 2017	2,995	→
Quarter ending September 2017	3,103	↑
Variance since September 2016	34.6%	↑



ACTIVITY



Month	Adjusted Scheduled Activity (UDA)	
	2017	2018
April	220	406
May	830	1,221
June	1,392	2,003
July	2,188	3,029
August	2,842	4,118
September	3,511	5,124
October	3,883	
November	5,216	
December	6,191	
January	7,024	
February	8,155	
March	9,458	
April	9,830	
May	9,916	
June	9,930	

QUALITY

	Quantity	Base Number	Contract	LHB	Wales
% of FP17s for the same patient ID Re-attending within 3 months - Children	25	410	6.1%	7.1%	10.9%
% of FP17s for the same patient ID Re-attending within 3 months - Adults	236	1,877	12.6%	13.5%	16.2%
% of FP17s for the same patient ID Re-attending between 3 & 9 months - Children	255	410	62.2%	54.9%	58.9%
% of FP17s for the same patient ID Re-attending between 3 & 9 months - Adults	1,073	1,877	57.2%	54.2%	55.2%
% of FP17s for Band 1 Urgent Courses	159	2,080	7.6%	8.5%	9.1%
% of FP17s Relating to Free Repair or Replacements	7	2,080	0.3%	0.7%	0.8%
% of FP17s Relating to Continuations	6	2,080	0.3%	0.7%	0.8%
% of Patients satisfied with the dentistry they have received	18	20	90.0%	93.0%	92.0%
% of Patients satisfied with the time they had to wait for an appointment	13	20	65.0%	90.9%	87.6%

* This is based on patients treated on this contract for their most recent course of treatment. Figures in italics indicate the base number of FP17s or Patient Questionnaire responses are less than 100. N/A is shown where the base number of responses is less than 10 during the period. % is calculated as Quantity/Base number*100

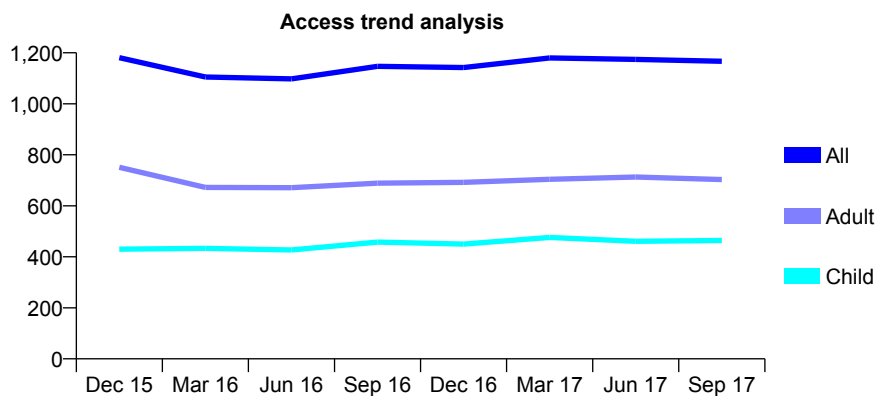
7A5 - Vital Signs At a Glance Contract Report for 119121/0001 - September 2017

Name or company name	Jamie Pugh Dental Healthcare Ltd
Contract type name	GDS Contract
Purpose of contract	General
Contract start date	20/04/2009
Contract end date	

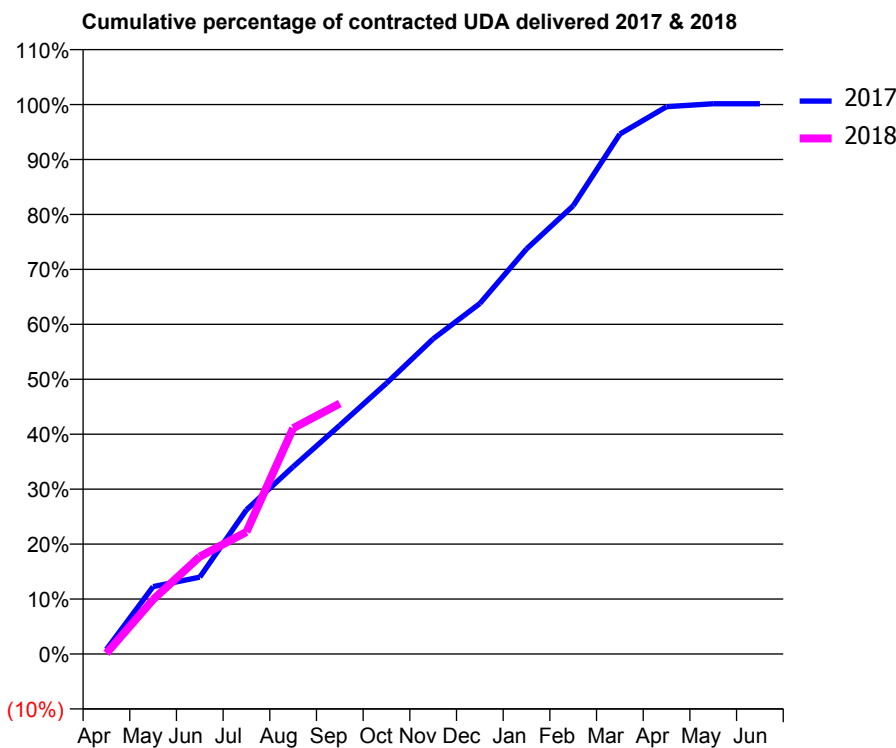
17/18 Contracted general activity (UDA)	3,573
Carry forward general activity (UDA)	-5
17/18 Contracted orthodontic activity (UOA)	0
Carry forward orthodontic activity (UOA)	0
Baseline contract value	£116,890.98

ACCESS*

Patients seen in 24 months	Total	Change since previous quarter
Quarter ending September 2016	1,147	
Quarter ending December 2016	1,142	→
Quarter ending March 2017	1,180	↑
Quarter ending June 2017	1,174	→
Quarter ending September 2017	1,167	→
Variance since September 2016	1.7%	→



ACTIVITY



Month	Adjusted Scheduled Activity (UDA)	
	2017	2018
April	30	5
May	438	355
June	500	634
July	937	794
August	1,218	1,468
September	1,487	1,629
October	1,760	
November	2,050	
December	2,279	
January	2,634	
February	2,915	
March	3,381	
April	3,559	
May	3,578	
June	3,578	

QUALITY

	Quantity	Base Number	Contract	LHB	Wales
% of FP17s for the same patient ID Re-attending within 3 months - Children	19	356	5.3%	7.1%	10.9%
% of FP17s for the same patient ID Re-attending within 3 months - Adults	74	496	14.9%	13.5%	16.2%
% of FP17s for the same patient ID Re-attending between 3 & 9 months - Children	235	356	66.0%	54.9%	58.9%
% of FP17s for the same patient ID Re-attending between 3 & 9 months - Adults	300	496	60.5%	54.2%	55.2%
% of FP17s for Band 1 Urgent Courses	65	776	8.4%	8.5%	9.1%
% of FP17s Relating to Free Repair or Replacements	6	776	0.8%	0.7%	0.8%
% of FP17s Relating to Continuations	8	776	1.0%	0.7%	0.8%
% of Patients satisfied with the dentistry they have received	4	4	N/A	93.0%	92.0%
% of Patients satisfied with the time they had to wait for an appointment	2	4	N/A	90.9%	87.6%

* This is based on patients treated on this contract for their most recent course of treatment. Figures in italics indicate the base number of FP17s or Patient Questionnaire responses are less than 100. N/A is shown where the base number of responses is less than 10 during the period. % is calculated as Quantity/Base number*100

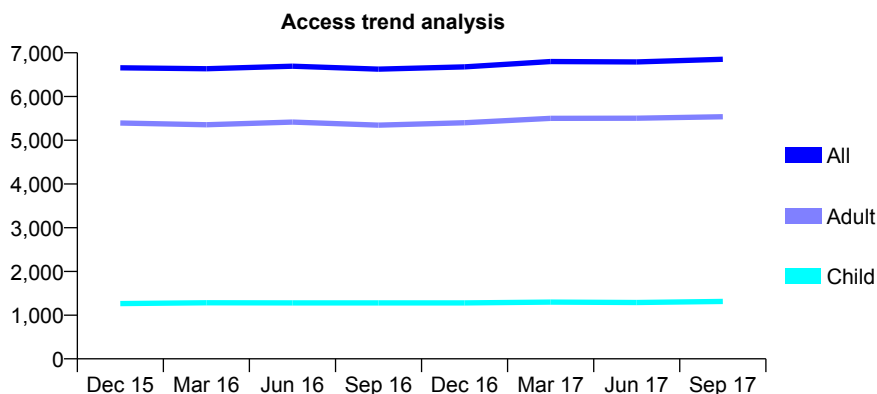
7A5 - Vital Signs At a Glance Contract Report for 121878/0001 - September 2017

Name or company name	Courtland Dental Centre Ltd
Contract type name	GDS Contract
Purpose of contract	General
Contract start date	01/04/2012
Contract end date	

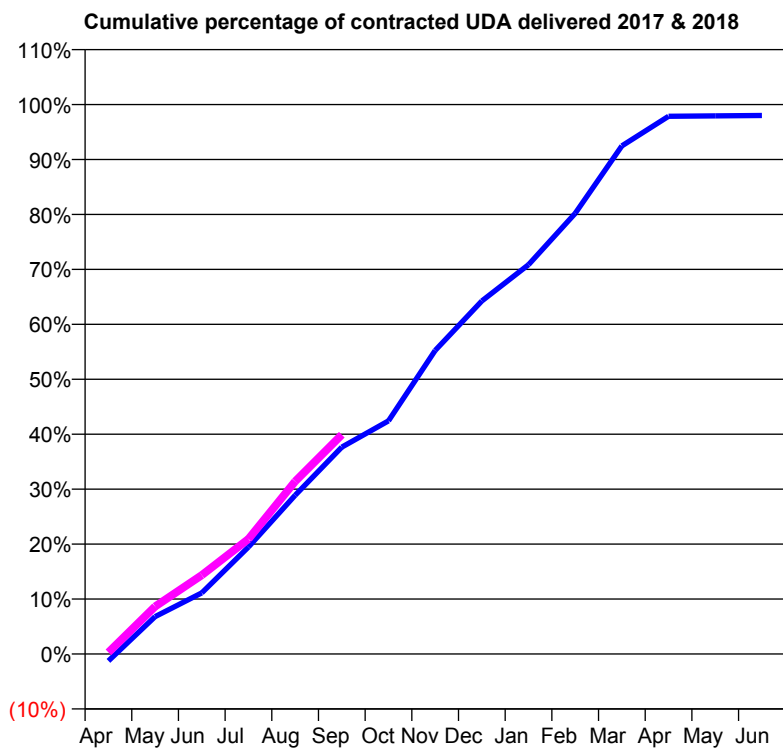
17/18 Contracted general activity (UDA)	22,192
Carry forward general activity (UDA)	442
17/18 Contracted orthodontic activity (UOA)	0
Carry forward orthodontic activity (UOA)	0
Baseline contract value	£657,100.82

ACCESS*

Patients seen in 24 months	Total	Change since previous quarter
Quarter ending September 2016	6,626	
Quarter ending December 2016	6,679	→
Quarter ending March 2017	6,799	→
Quarter ending June 2017	6,792	→
Quarter ending September 2017	6,851	→
Variance since September 2016	3.4%	↑



ACTIVITY



Month	Adjusted Scheduled Activity (UDA)	
	2017	2018
April	-282	69
May	1,510	1,917
June	2,467	3,183
July	4,321	4,647
August	6,410	6,974
September	8,357	8,858
October	9,414	
November	12,262	
December	14,260	
January	15,724	
February	17,794	
March	20,520	
April	21,718	
May	21,734	
June	21,750	

QUALITY

	Quantity	Base Number	Contract	LHB	Wales
% of FP17s for the same patient ID Re-attending within 3 months - Children	58	803	7.2%	7.1%	10.9%
% of FP17s for the same patient ID Re-attending within 3 months - Adults	632	3,943	16.0%	13.5%	16.2%
% of FP17s for the same patient ID Re-attending between 3 & 9 months - Children	404	803	50.3%	54.9%	58.9%
% of FP17s for the same patient ID Re-attending between 3 & 9 months - Adults	2,095	3,943	53.1%	54.2%	55.2%
% of FP17s for Band 1 Urgent Courses	461	4,312	10.7%	8.5%	9.1%
% of FP17s Relating to Free Repair or Replacements	39	4,312	0.9%	0.7%	0.8%
% of FP17s Relating to Continuations	41	4,312	1.0%	0.7%	0.8%
% of Patients satisfied with the dentistry they have received	40	42	95.2%	93.0%	92.0%
% of Patients satisfied with the time they had to wait for an appointment	36	42	85.7%	90.9%	87.6%

* This is based on patients treated on this contract for their most recent course of treatment. Figures in italics indicate the base number of FP17s or Patient Questionnaire responses are less than 100. N/A is shown where the base number of responses is less than 10 during the period. % is calculated as Quantity/Base number*100

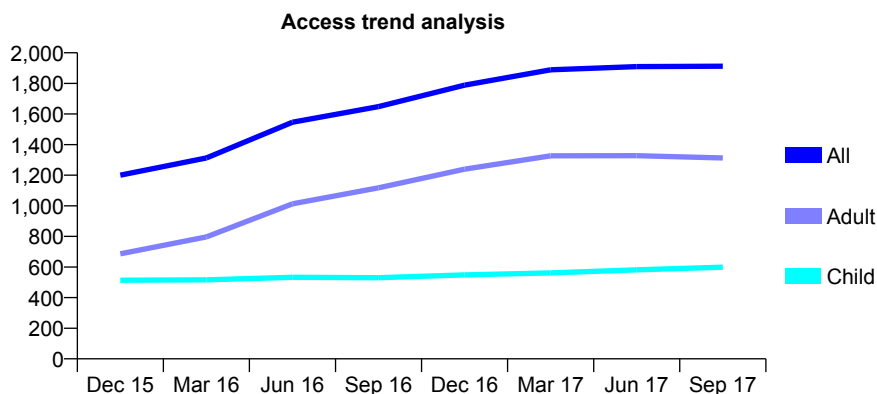
7A5 - Vital Signs At a Glance Contract Report for 132349/0001 - September 2017

Name or company name	Cenniniago Ltd
Contract type name	GDS Contract
Purpose of contract	General
Contract start date	01/08/2013
Contract end date	

17/18 Contracted general activity (UDA)	5,273
Carry forward general activity (UDA)	-206
17/18 Contracted orthodontic activity (UOA)	0
Carry forward orthodontic activity (UOA)	0
Baseline contract value	£133,070.99

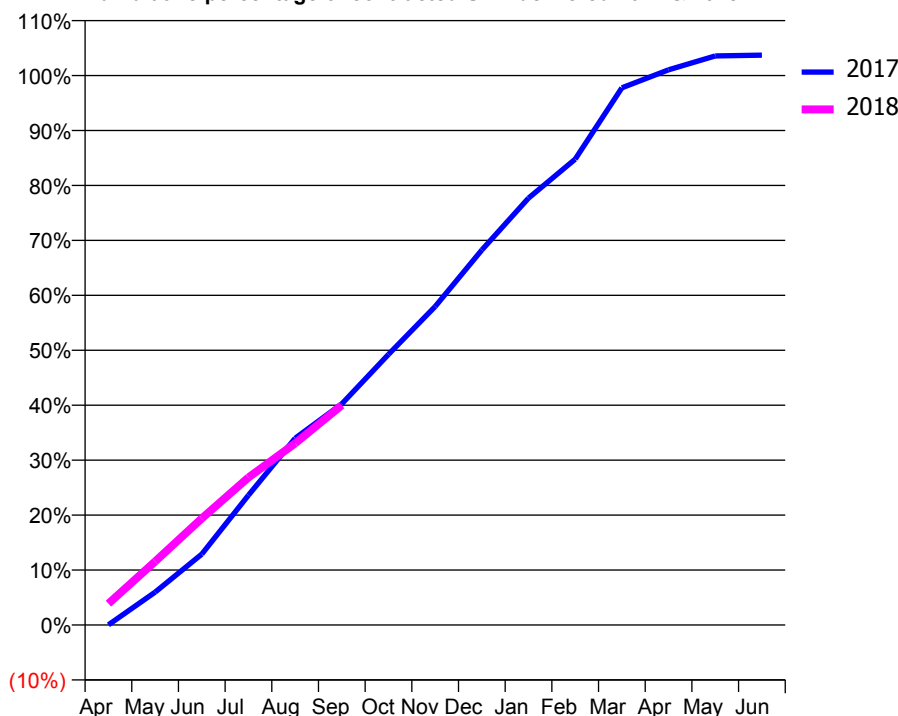
ACCESS*

Patients seen in 24 months	Total	Change since previous quarter
Quarter ending September 2016	1,648	
Quarter ending December 2016	1,789	↑
Quarter ending March 2017	1,889	↑
Quarter ending June 2017	1,910	→
Quarter ending September 2017	1,912	→
Variance since September 2016	16.0%	↑



ACTIVITY

Cumulative percentage of contracted UDA delivered 2017 & 2018



Month	Adjusted Scheduled Activity (UDA)	
	2017	2018
April	2	206
May	332	609
June	716	1,023
July	1,311	1,416
August	1,886	1,744
September	2,234	2,110
October	2,733	
November	3,217	
December	3,788	
January	4,312	
February	4,705	
March	5,426	
April	5,607	
May	5,747	
June	5,756	

QUALITY

	Quantity	Base Number	Contract	LHB	Wales
% of FP17s for the same patient ID Re-attending within 3 months - Children	20	321	6.2%	7.1%	10.9%
% of FP17s for the same patient ID Re-attending within 3 months - Adults	90	619	14.5%	13.5%	16.2%
% of FP17s for the same patient ID Re-attending between 3 & 9 months - Children	122	321	38.0%	54.9%	58.9%
% of FP17s for the same patient ID Re-attending between 3 & 9 months - Adults	234	619	37.8%	54.2%	55.2%
% of FP17s for Band 1 Urgent Courses	62	823	7.5%	8.5%	9.1%
% of FP17s Relating to Free Repair or Replacements	9	823	1.1%	0.7%	0.8%
% of FP17s Relating to Continuations	1	823	0.1%	0.7%	0.8%
% of Patients satisfied with the dentistry they have received	19	21	90.5%	93.0%	92.0%
% of Patients satisfied with the time they had to wait for an appointment	20	21	95.2%	90.9%	87.6%

* This is based on patients treated on this contract for their most recent course of treatment. Figures in italics indicate the base number of FP17s or Patient Questionnaire responses are less than 100. N/A is shown where the base number of responses is less than 10 during the period. % is calculated as Quantity/Base number*100

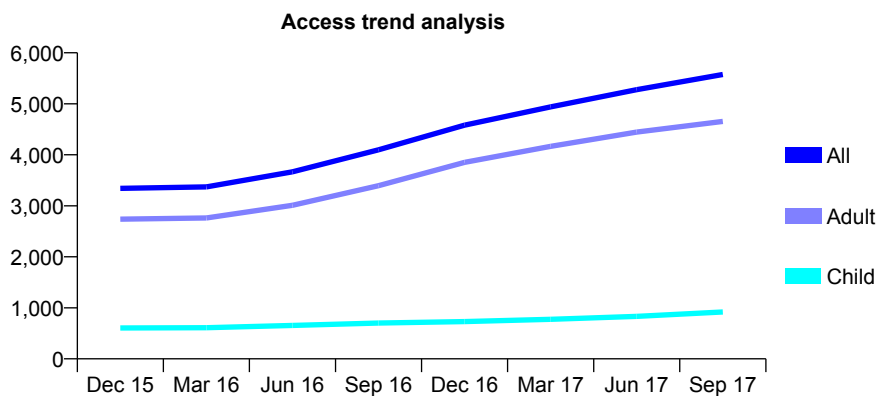
7A5 - Vital Signs At a Glance Contract Report for 134112/0001 - September 2017

Name or company name	R D Davies Ltd
Contract type name	GDS Contract
Purpose of contract	General
Contract start date	01/04/2009
Contract end date	

17/18 Contracted general activity (UDA)	20,257
Carry forward general activity (UDA)	-540
17/18 Contracted orthodontic activity (UOA)	0
Carry forward orthodontic activity (UOA)	0
Baseline contract value	£536,124.94

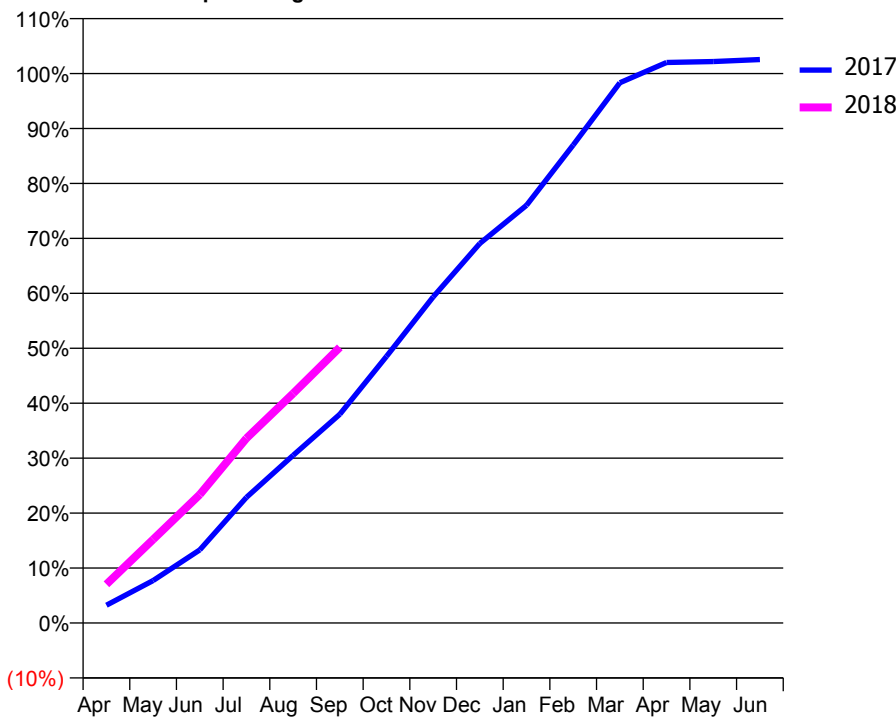
ACCESS*

Patients seen in 24 months	Total	Change since previous quarter
Quarter ending September 2016	4,097	
Quarter ending December 2016	4,583	↑
Quarter ending March 2017	4,939	↑
Quarter ending June 2017	5,278	↑
Quarter ending September 2017	5,574	↑
Variance since September 2016	36.1%	↑



ACTIVITY

Cumulative percentage of contracted UDA delivered 2017 & 2018



Adjusted Scheduled Activity (UDA)

Month	2017	2018
April	687	1,427
May	1,635	3,080
June	2,820	4,737
July	4,846	6,810
August	6,462	8,463
September	8,045	10,164
October	10,275	
November	12,567	
December	14,631	
January	16,102	
February	18,425	
March	20,823	
April	21,602	
May	21,639	
June	21,719	

QUALITY

	Quantity	Base Number	Contract	LHB	Wales
% of FP17s for the same patient ID Re-attending within 3 months - Children	65	748	8.7%	7.1%	10.9%
% of FP17s for the same patient ID Re-attending within 3 months - Adults	506	3,419	14.8%	13.5%	16.2%
% of FP17s for the same patient ID Re-attending between 3 & 9 months - Children	375	748	50.1%	54.9%	58.9%
% of FP17s for the same patient ID Re-attending between 3 & 9 months - Adults	1,760	3,419	51.5%	54.2%	55.2%
% of FP17s for Band 1 Urgent Courses	307	3,809	8.1%	8.5%	9.1%
% of FP17s Relating to Free Repair or Replacements	31	3,809	0.8%	0.7%	0.8%
% of FP17s Relating to Continuations	11	3,809	0.3%	0.7%	0.8%
% of Patients satisfied with the dentistry they have received	48	49	98.0%	93.0%	92.0%
% of Patients satisfied with the time they had to wait for an appointment	47	49	95.9%	90.9%	87.6%

* This is based on patients treated on this contract for their most recent course of treatment. Figures in italics indicate the base number of FP17s or Patient Questionnaire responses are less than 100. N/A is shown where the base number of responses is less than 10 during the period. % is calculated as Quantity/Base number*100

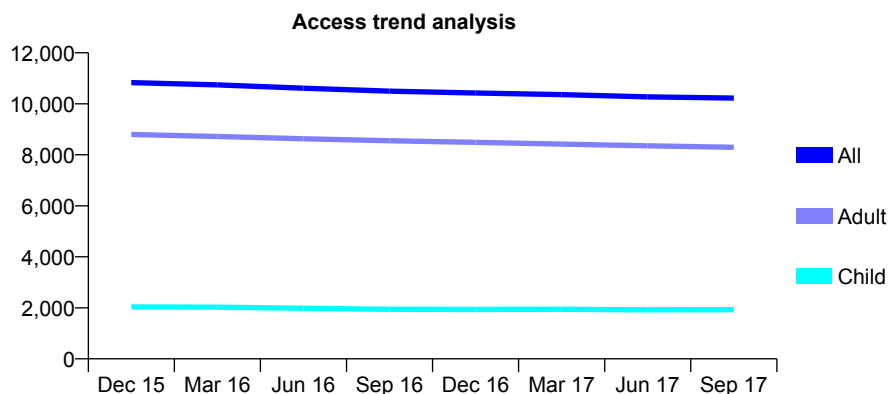
7A5 - Vital Signs At a Glance Contract Report for 142638/0003 - September 2017

Name or company name	The Goodwin Partnership Limited
Contract type name	GDS Contract
Purpose of contract	General
Contract start date	01/04/2009
Contract end date	

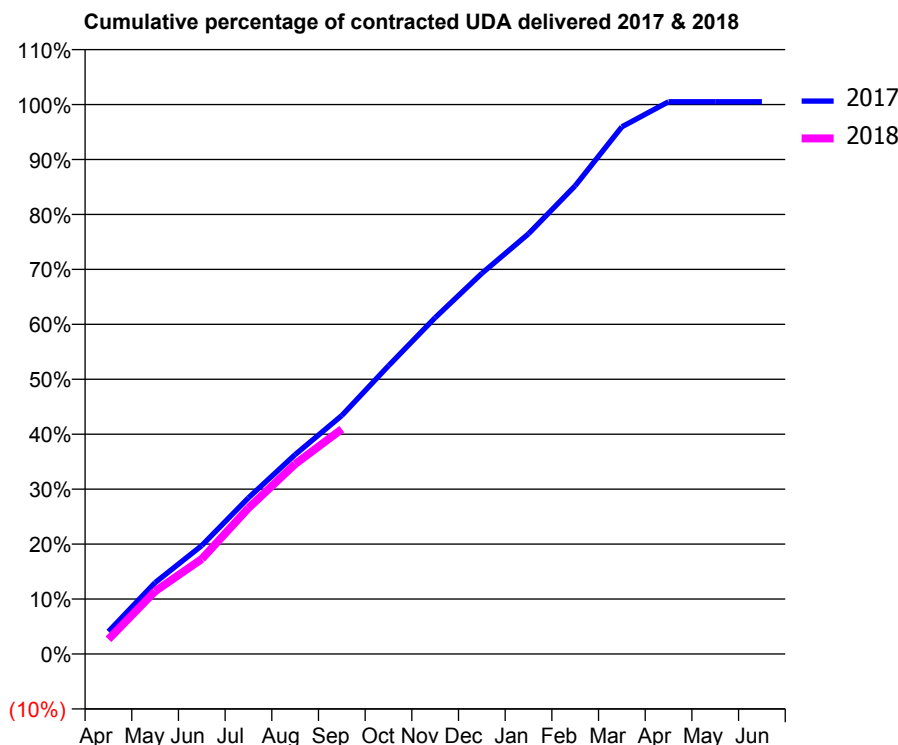
17/18 Contracted general activity (UDA)	31,894
Carry forward general activity (UDA)	0
17/18 Contracted orthodontic activity (UOA)	0
Carry forward orthodontic activity (UOA)	0
Baseline contract value	£773,346.50

ACCESS*

Patients seen in 24 months	Total	Change since previous quarter
Quarter ending September 2016	10,497	
Quarter ending December 2016	10,422	→
Quarter ending March 2017	10,360	→
Quarter ending June 2017	10,272	→
Quarter ending September 2017	10,224	→
Variance since September 2016	(2.6%)	↓



ACTIVITY



Month	Adjusted Scheduled Activity (UDA)	
	2017	2018
April	1,301	854
May	4,146	3,640
June	6,299	5,516
July	9,066	8,469
August	11,572	11,024
September	13,845	13,051
October	16,732	
November	19,526	
December	22,092	
January	24,389	
February	27,176	
March	30,601	
April	32,051	
May	32,056	
June	32,052	

QUALITY

	Quantity	Base Number	Contract	LHB	Wales
% of FP17s for the same patient ID Re-attending within 3 months - Children	106	1,321	8.0%	7.1%	10.9%
% of FP17s for the same patient ID Re-attending within 3 months - Adults	841	6,045	13.9%	13.5%	16.2%
% of FP17s for the same patient ID Re-attending between 3 & 9 months - Children	636	1,321	48.1%	54.9%	58.9%
% of FP17s for the same patient ID Re-attending between 3 & 9 months - Adults	3,428	6,045	56.7%	54.2%	55.2%
% of FP17s for Band 1 Urgent Courses	550	6,694	8.2%	8.5%	9.1%
% of FP17s Relating to Free Repair or Replacements	54	6,694	0.8%	0.7%	0.8%
% of FP17s Relating to Continuations	52	6,694	0.8%	0.7%	0.8%
% of Patients satisfied with the dentistry they have received	82	90	91.1%	93.0%	92.0%
% of Patients satisfied with the time they had to wait for an appointment	85	90	94.4%	90.9%	87.6%

* This is based on patients treated on this contract for their most recent course of treatment. Figures in italics indicate the base number of FP17s or Patient Questionnaire responses are less than 100. N/A is shown where the base number of responses is less than 10 during the period. % is calculated as Quantity/Base number*100

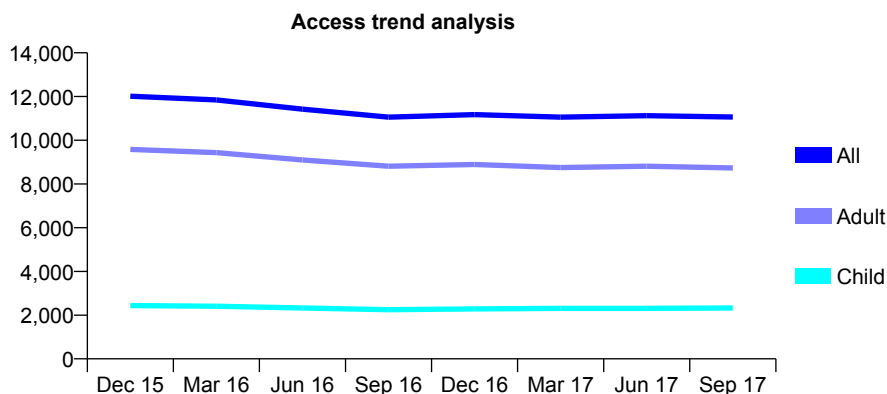
7A5 - Vital Signs At a Glance Contract Report for 158194/0018 - September 2017

Name or company name	Denticare Ltd
Contract type name	GDS Contract
Purpose of contract	General
Contract start date	01/12/2007
Contract end date	

17/18 Contracted general activity (UDA)	41,900
Carry forward general activity (UDA)	0
17/18 Contracted orthodontic activity (UOA)	0
Carry forward orthodontic activity (UOA)	0
Baseline contract value	£1,015,150.01

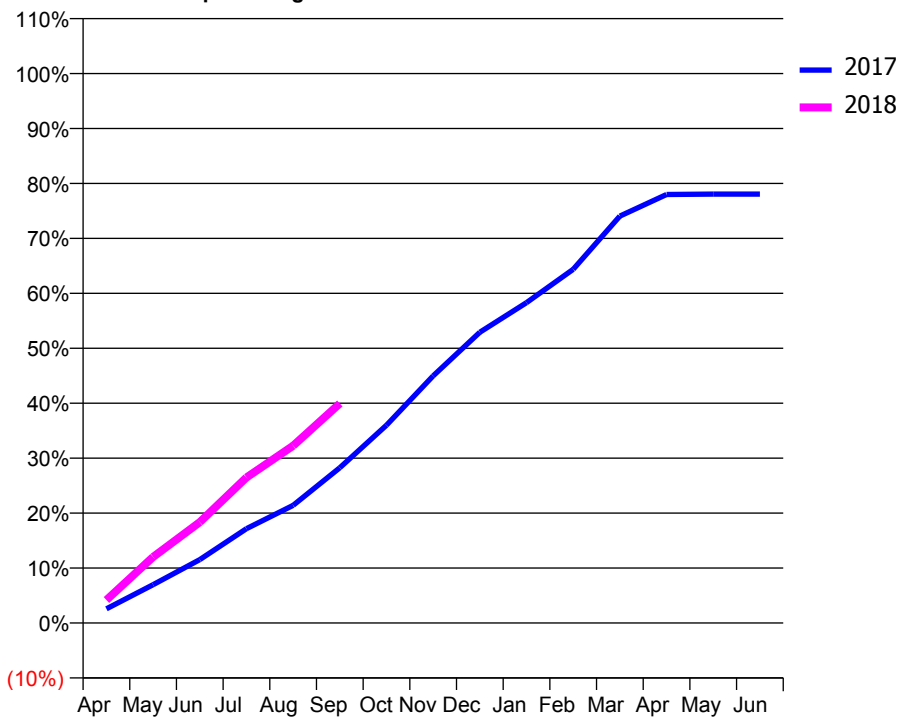
ACCESS*

Patients seen in 24 months	Total	Change since previous quarter
Quarter ending September 2016	11,056	
Quarter ending December 2016	11,174	→
Quarter ending March 2017	11,058	↓
Quarter ending June 2017	11,123	→
Quarter ending September 2017	11,065	→
Variance since September 2016	0.1%	→



ACTIVITY

Cumulative percentage of contracted UDA delivered 2017 & 2018



Month	Adjusted Scheduled Activity (UDA)	
	2017	2018
April	1,082	1,753
May	2,928	5,037
June	4,835	7,694
July	7,193	11,099
August	8,973	13,516
September	11,843	16,741
October	15,080	
November	18,846	
December	22,171	
January	24,429	
February	26,973	
March	31,031	
April	32,677	
May	32,703	
June	32,707	

QUALITY

	Quantity	Base Number	Contract	LHB	Wales
% of FP17s for the same patient ID Re-attending within 3 months - Children	105	1,752	6.0%	7.1%	10.9%
% of FP17s for the same patient ID Re-attending within 3 months - Adults	723	6,445	11.2%	13.5%	16.2%
% of FP17s for the same patient ID Re-attending between 3 & 9 months - Children	1,081	1,752	61.7%	54.9%	58.9%
% of FP17s for the same patient ID Re-attending between 3 & 9 months - Adults	3,809	6,445	59.1%	54.2%	55.2%
% of FP17s for Band 1 Urgent Courses	373	7,493	5.0%	8.5%	9.1%
% of FP17s Relating to Free Repair or Replacements	58	7,493	0.8%	0.7%	0.8%
% of FP17s Relating to Continuations	117	7,493	1.6%	0.7%	0.8%
% of Patients satisfied with the dentistry they have received	79	93	84.9%	93.0%	92.0%
% of Patients satisfied with the time they had to wait for an appointment	79	93	84.9%	90.9%	87.6%

* This is based on patients treated on this contract for their most recent course of treatment. Figures in italics indicate the base number of FP17s or Patient Questionnaire responses are less than 100. N/A is shown where the base number of responses is less than 10 during the period. % is calculated as Quantity/Base number*100

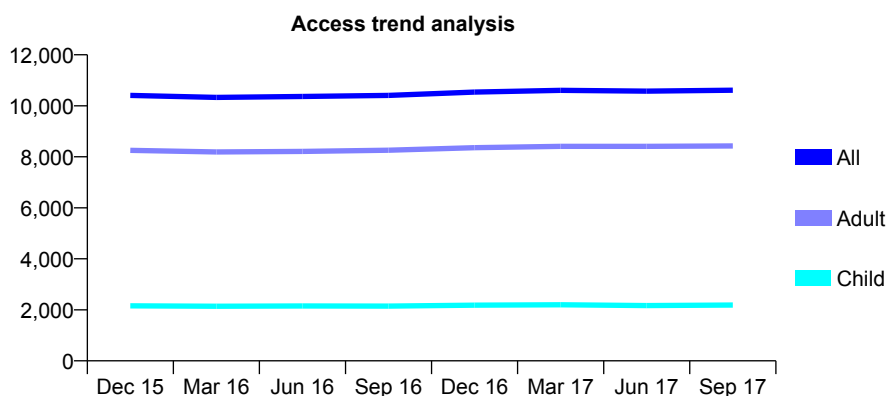
7A5 - Vital Signs At a Glance Contract Report for 178551/0001 - September 2017

Name or company name	Bryant Dental Practice Limited
Contract type name	GDS Contract
Purpose of contract	General
Contract start date	01/04/2008
Contract end date	

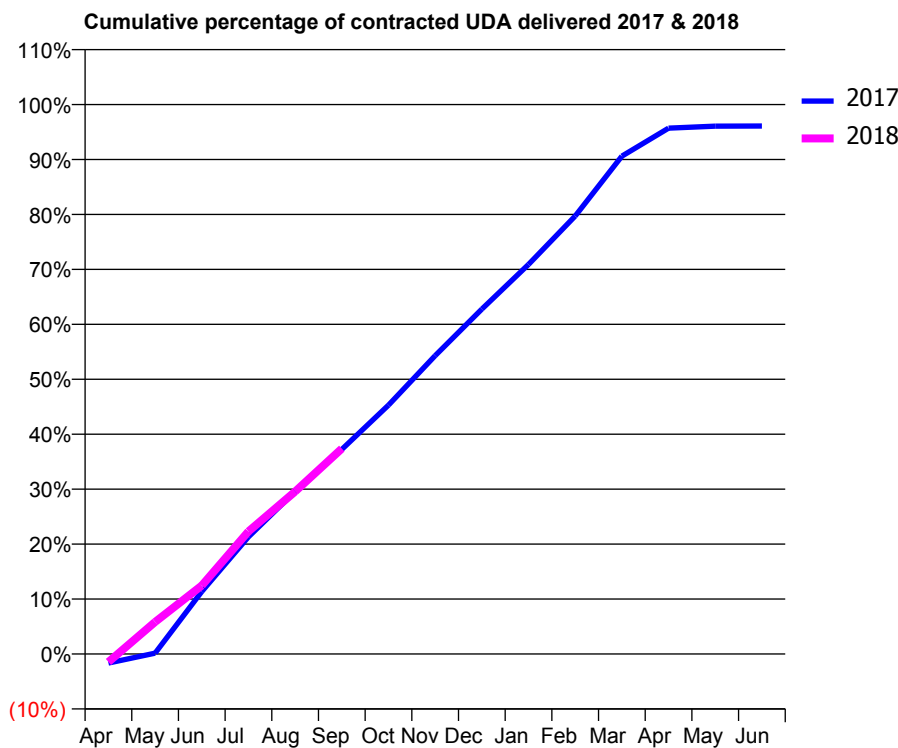
17/18 Contracted general activity (UDA)	39,637
Carry forward general activity (UDA)	1,556
17/18 Contracted orthodontic activity (UOA)	0
Carry forward orthodontic activity (UOA)	0
Baseline contract value	£913,925.09

ACCESS*

Patients seen in 24 months	Total	Change since previous quarter
Quarter ending September 2016	10,407	
Quarter ending December 2016	10,540	→
Quarter ending March 2017	10,607	→
Quarter ending June 2017	10,576	→
Quarter ending September 2017	10,610	→
Variance since September 2016	2.0%	→



ACTIVITY



Month	Adjusted Scheduled Activity (UDA)	
	2017	2018
April	-660	-583
May	61	2,318
June	4,508	4,938
July	8,450	8,844
August	11,718	11,723
September	14,760	14,819
October	17,952	
November	21,523	
December	24,882	
January	28,096	
February	31,590	
March	35,915	
April	37,936	
May	38,077	
June	38,081	

QUALITY

	Quantity	Base Number	Contract	LHB	Wales
% of FP17s for the same patient ID Re-attending within 3 months - Children	149	1,466	10.2%	7.1%	10.9%
% of FP17s for the same patient ID Re-attending within 3 months - Adults	1,065	5,727	18.6%	13.5%	16.2%
% of FP17s for the same patient ID Re-attending between 3 & 9 months - Children	685	1,466	46.7%	54.9%	58.9%
% of FP17s for the same patient ID Re-attending between 3 & 9 months - Adults	2,790	5,727	48.7%	54.2%	55.2%
% of FP17s for Band 1 Urgent Courses	763	6,442	11.8%	8.5%	9.1%
% of FP17s Relating to Free Repair or Replacements	78	6,442	1.2%	0.7%	0.8%
% of FP17s Relating to Continuations	40	6,442	0.6%	0.7%	0.8%
% of Patients satisfied with the dentistry they have received	84	89	94.4%	93.0%	92.0%
% of Patients satisfied with the time they had to wait for an appointment	81	89	91.0%	90.9%	87.6%

* This is based on patients treated on this contract for their most recent course of treatment. Figures in italics indicate the base number of FP17s or Patient Questionnaire responses are less than 100. N/A is shown where the base number of responses is less than 10 during the period. % is calculated as Quantity/Base number*100

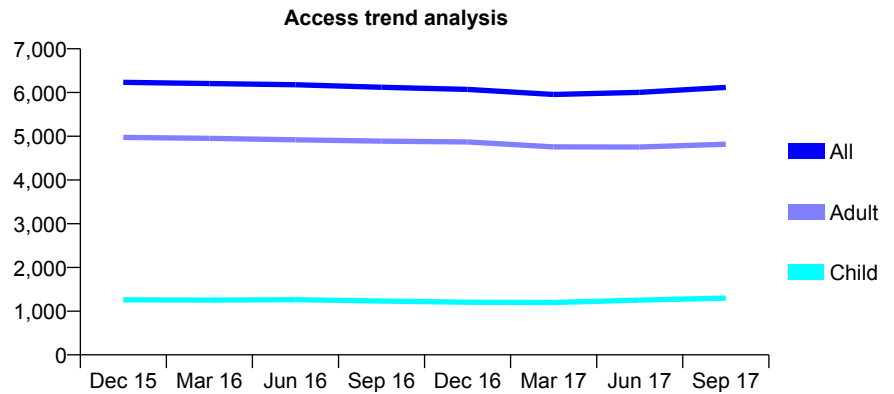
7A5 - Vital Signs At a Glance Contract Report for 178756/0001 - September 2017

Name or company name	N Khan Awal and Associates Ltd
Contract type name	GDS Contract
Purpose of contract	General
Contract start date	01/01/2010
Contract end date	

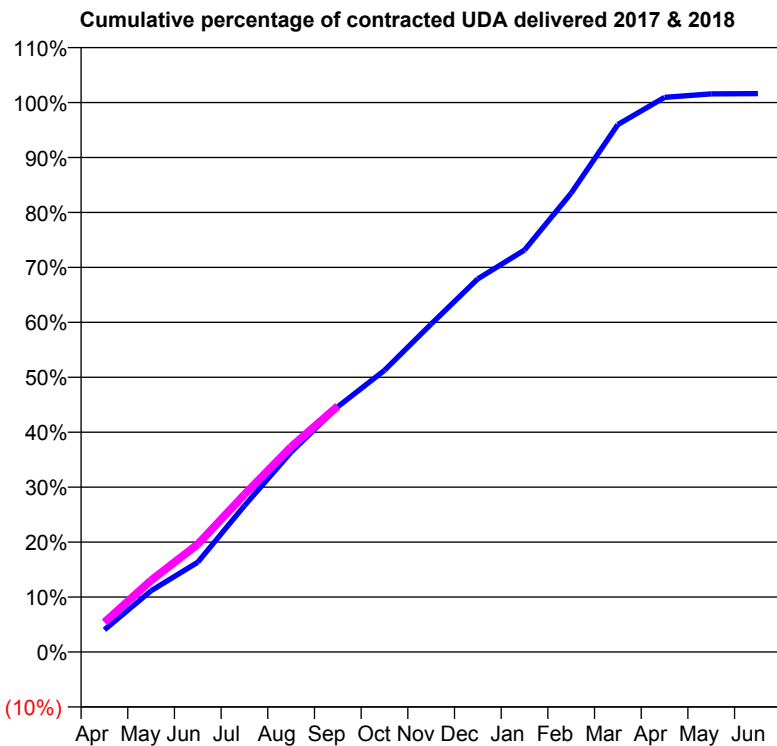
17/18 Contracted general activity (UDA)	20,969
Carry forward general activity (UDA)	-341
17/18 Contracted orthodontic activity (UOA)	0
Carry forward orthodontic activity (UOA)	0
Baseline contract value	£452,526.48

ACCESS*

Patients seen in 24 months	Total	Change since previous quarter
Quarter ending September 2016	6,120	
Quarter ending December 2016	6,072	→
Quarter ending March 2017	5,954	↓
Quarter ending June 2017	6,004	→
Quarter ending September 2017	6,116	→
Variance since September 2016	(0.1%)	→



ACTIVITY



Month	Adjusted Scheduled Activity (UDA)	
	2017	2018
April	848	1,131
May	2,341	2,736
June	3,426	4,116
July	5,586	6,014
August	7,631	7,829
September	9,361	9,385
October	10,752	
November	12,514	
December	14,242	
January	15,341	
February	17,512	
March	20,127	
April	21,166	
May	21,298	
June	21,310	

QUALITY

	Quantity	Base Number	Contract	LHB	Wales
% of FP17s for the same patient ID Re-attending within 3 months - Children	54	928	5.8%	7.1%	10.9%
% of FP17s for the same patient ID Re-attending within 3 months - Adults	474	3,600	13.2%	13.5%	16.2%
% of FP17s for the same patient ID Re-attending between 3 & 9 months - Children	519	928	55.9%	54.9%	58.9%
% of FP17s for the same patient ID Re-attending between 3 & 9 months - Adults	2,174	3,600	60.4%	54.2%	55.2%
% of FP17s for Band 1 Urgent Courses	330	4,048	8.2%	8.5%	9.1%
% of FP17s Relating to Free Repair or Replacements	43	4,048	1.1%	0.7%	0.8%
% of FP17s Relating to Continuations	29	4,048	0.7%	0.7%	0.8%
% of Patients satisfied with the dentistry they have received	45	49	91.8%	93.0%	92.0%
% of Patients satisfied with the time they had to wait for an appointment	46	49	93.9%	90.9%	87.6%

* This is based on patients treated on this contract for their most recent course of treatment. Figures in italics indicate the base number of FP17s or Patient Questionnaire responses are less than 100. N/A is shown where the base number of responses is less than 10 during the period. % is calculated as Quantity/Base number*100

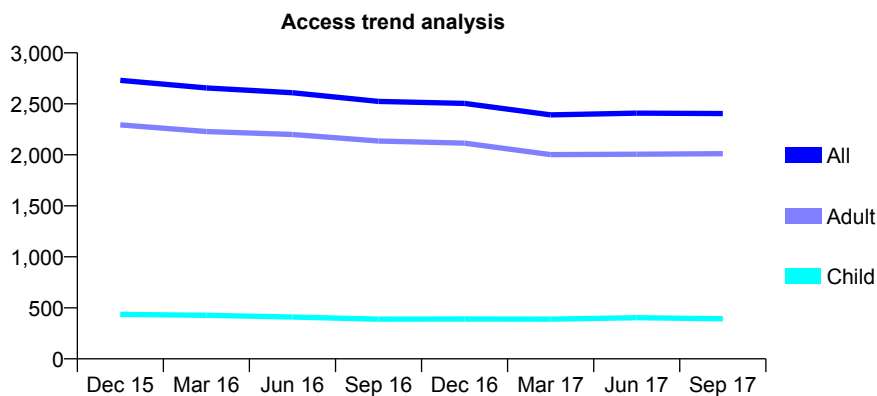
7A5 - Vital Signs At a Glance Contract Report for 180416/0001 - September 2017

Name or company name	Croft Practice Limited
Contract type name	GDS Contract
Purpose of contract	General
Contract start date	01/04/2009
Contract end date	

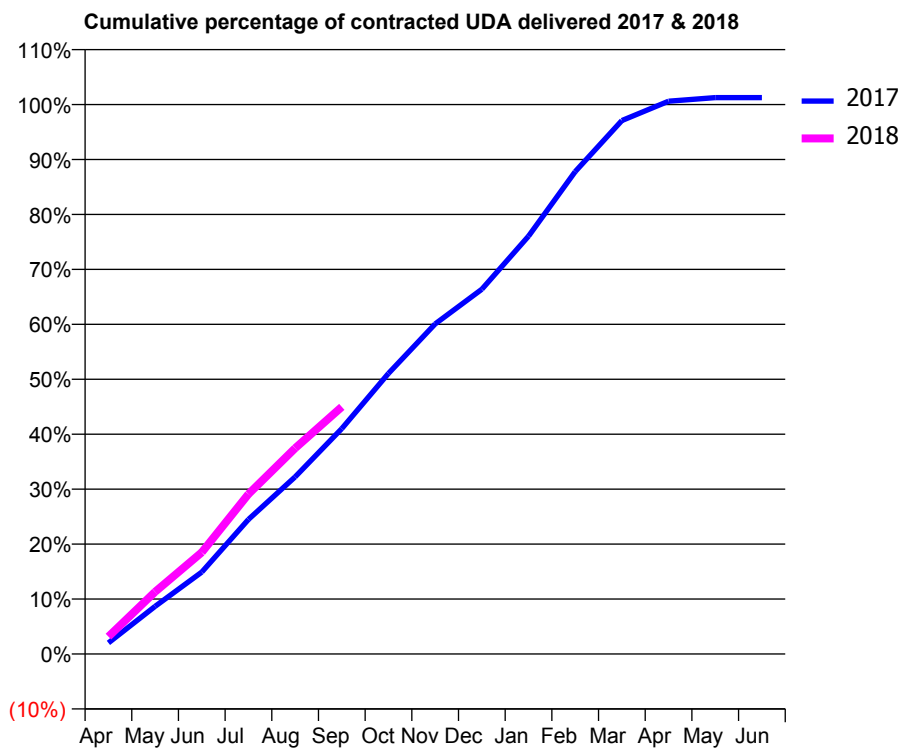
17/18 Contracted general activity (UDA)	8,558
Carry forward general activity (UDA)	-108
17/18 Contracted orthodontic activity (UOA)	0
Carry forward orthodontic activity (UOA)	0
Baseline contract value	£206,425.66

ACCESS*

Patients seen in 24 months	Total	Change since previous quarter
Quarter ending September 2016	2,524	
Quarter ending December 2016	2,504	→
Quarter ending March 2017	2,391	↓
Quarter ending June 2017	2,409	→
Quarter ending September 2017	2,404	→
Variance since September 2016	(4.8%)	↓



ACTIVITY



Month	Adjusted Scheduled Activity (UDA)	
	2017	2018
April	173	270
May	743	969
June	1,277	1,584
July	2,096	2,490
August	2,759	3,206
September	3,511	3,850
October	4,370	
November	5,141	
December	5,682	
January	6,507	
February	7,512	
March	8,308	
April	8,608	
May	8,666	
June	8,666	

QUALITY

	Quantity	Base Number	Contract	LHB	Wales
% of FP17s for the same patient ID Re-attending within 3 months - Children	15	265	5.7%	7.1%	10.9%
% of FP17s for the same patient ID Re-attending within 3 months - Adults	146	1,333	11.0%	13.5%	16.2%
% of FP17s for the same patient ID Re-attending between 3 & 9 months - Children	154	265	58.1%	54.9%	58.9%
% of FP17s for the same patient ID Re-attending between 3 & 9 months - Adults	743	1,333	55.7%	54.2%	55.2%
% of FP17s for Band 1 Urgent Courses	49	1,478	3.3%	8.5%	9.1%
% of FP17s Relating to Free Repair or Replacements	5	1,478	0.3%	0.7%	0.8%
% of FP17s Relating to Continuations	17	1,478	1.2%	0.7%	0.8%
% of Patients satisfied with the dentistry they have received	31	33	93.9%	93.0%	92.0%
% of Patients satisfied with the time they had to wait for an appointment	31	33	93.9%	90.9%	87.6%

* This is based on patients treated on this contract for their most recent course of treatment. Figures in italics indicate the base number of FP17s or Patient Questionnaire responses are less than 100. N/A is shown where the base number of responses is less than 10 during the period. % is calculated as Quantity/Base number*100

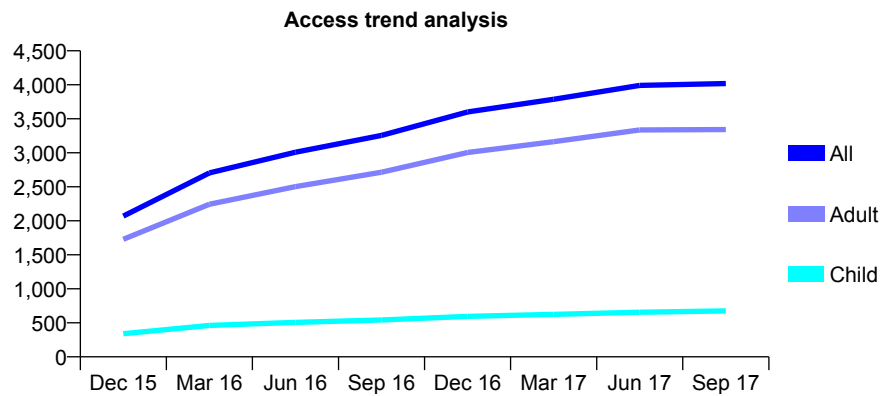
7A5 - Vital Signs At a Glance Contract Report for 181927/0001 - September 2017

Name or company name	Jamshad & Daraie
Contract type name	GDS Contract
Purpose of contract	General
Contract start date	01/07/2015
Contract end date	

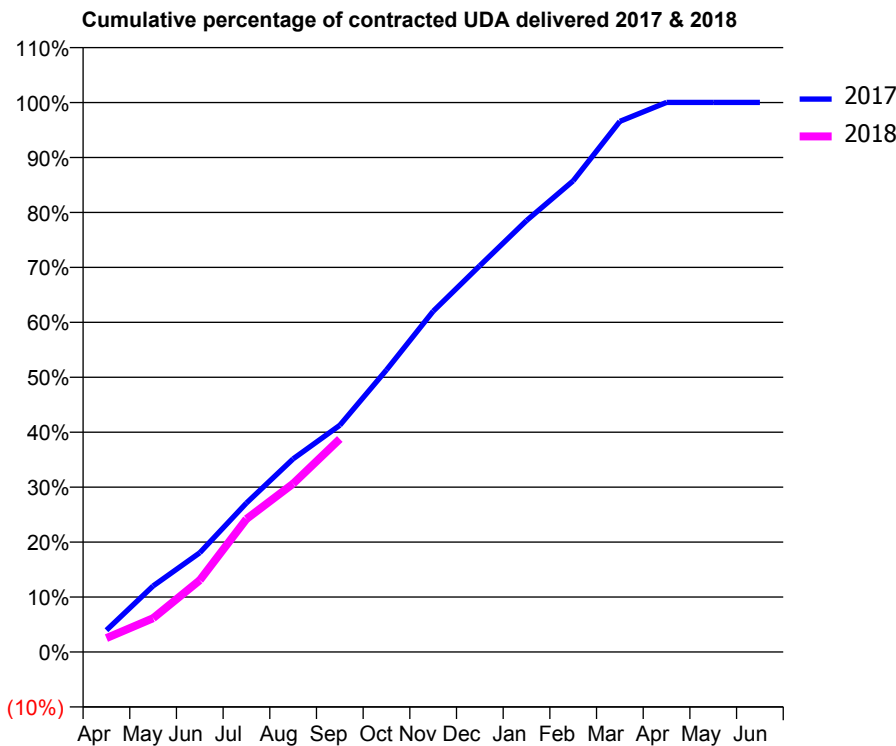
17/18 Contracted general activity (UDA)	12,245
Carry forward general activity (UDA)	-3
17/18 Contracted orthodontic activity (UOA)	0
Carry forward orthodontic activity (UOA)	0
Baseline contract value	£312,753.31

ACCESS*

Patients seen in 24 months	Total	Change since previous quarter
Quarter ending September 2016	3,256	
Quarter ending December 2016	3,600	↑
Quarter ending March 2017	3,787	↑
Quarter ending June 2017	3,992	↑
Quarter ending September 2017	4,018	→
Variance since September 2016	23.4%	↑



ACTIVITY



Month	Adjusted Scheduled Activity (UDA)	
	2017	2018
April	485	311
May	1,471	752
June	2,214	1,601
July	3,321	2,965
August	4,303	3,751
September	5,053	4,748
October	6,286	
November	7,594	
December	8,610	
January	9,616	
February	10,500	
March	11,824	
April	12,248	
May	12,248	
June	12,248	

QUALITY

	Quantity	Base Number	Contract	LHB	Wales
% of FP17s for the same patient ID Re-attending within 3 months - Children	9	359	2.5%	7.1%	10.9%
% of FP17s for the same patient ID Re-attending within 3 months - Adults	80	1,688	4.7%	13.5%	16.2%
% of FP17s for the same patient ID Re-attending between 3 & 9 months - Children	154	359	42.9%	54.9%	58.9%
% of FP17s for the same patient ID Re-attending between 3 & 9 months - Adults	903	1,688	53.5%	54.2%	55.2%
% of FP17s for Band 1 Urgent Courses	45	1,906	2.4%	8.5%	9.1%
% of FP17s Relating to Free Repair or Replacements	3	1,906	0.2%	0.7%	0.8%
% of FP17s Relating to Continuations	9	1,906	0.5%	0.7%	0.8%
% of Patients satisfied with the dentistry they have received	29	36	80.6%	93.0%	92.0%
% of Patients satisfied with the time they had to wait for an appointment	32	36	88.9%	90.9%	87.6%

* This is based on patients treated on this contract for their most recent course of treatment. Figures in italics indicate the base number of FP17s or Patient Questionnaire responses are less than 100. N/A is shown where the base number of responses is less than 10 during the period. % is calculated as Quantity/Base number*100

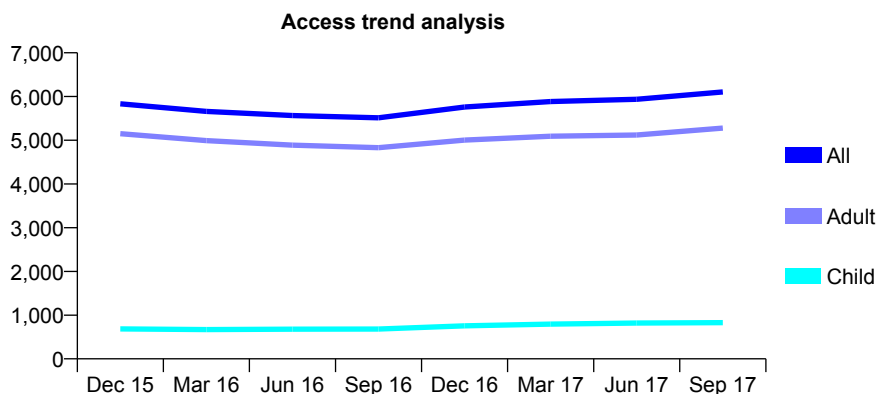
7A5 - Vital Signs At a Glance Contract Report for 197955/0001 - September 2017

Name or company name	United Dental Ltd
Contract type name	GDS Contract
Purpose of contract	General
Contract start date	01/01/2012
Contract end date	

17/18 Contracted general activity (UDA)	21,500
Carry forward general activity (UDA)	546
17/18 Contracted orthodontic activity (UOA)	0
Carry forward orthodontic activity (UOA)	0
Baseline contract value	£515,536.71

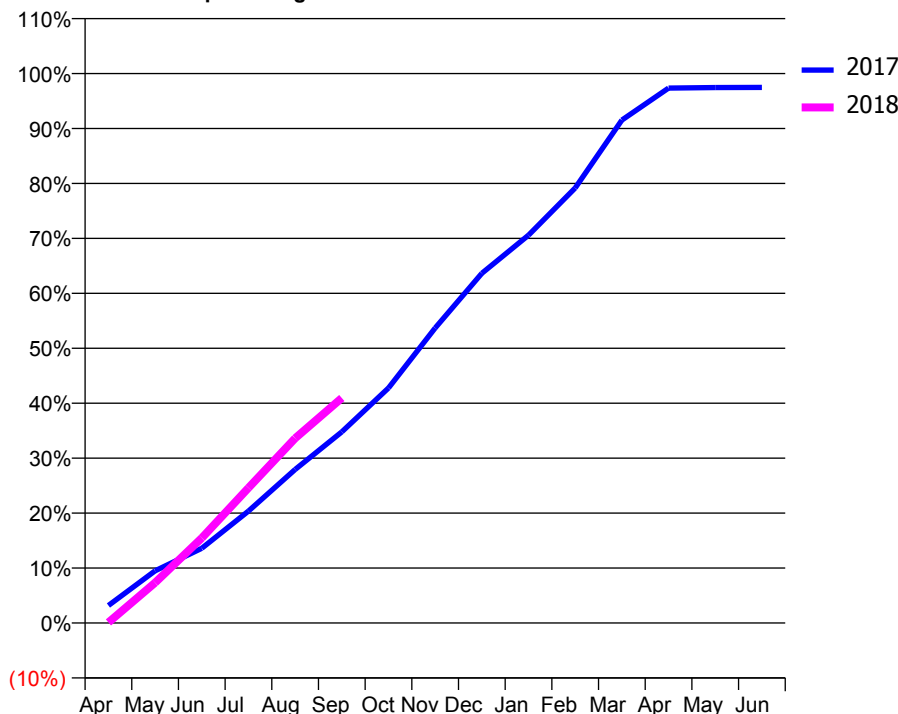
ACCESS*

Patients seen in 24 months	Total	Change since previous quarter
Quarter ending September 2016	5,513	
Quarter ending December 2016	5,759	↑
Quarter ending March 2017	5,886	↑
Quarter ending June 2017	5,937	→
Quarter ending September 2017	6,104	↑
Variance since September 2016	10.7%	↑



ACTIVITY

Cumulative percentage of contracted UDA delivered 2017 & 2018



Month	Adjusted Scheduled Activity (UDA)	
	2017	2018
April	684	25
May	2,044	1,579
June	2,924	3,324
July	4,381	5,290
August	6,008	7,230
September	7,480	8,802
October	9,195	
November	11,544	
December	13,681	
January	15,174	
February	17,020	
March	19,679	
April	20,931	
May	20,952	
June	20,954	

QUALITY

	Quantity	Base Number	Contract	LHB	Wales
% of FP17s for the same patient ID Re-attending within 3 months - Children	31	593	5.2%	7.1%	10.9%
% of FP17s for the same patient ID Re-attending within 3 months - Adults	582	3,878	15.0%	13.5%	16.2%
% of FP17s for the same patient ID Re-attending between 3 & 9 months - Children	338	593	57.0%	54.9%	58.9%
% of FP17s for the same patient ID Re-attending between 3 & 9 months - Adults	1,947	3,878	50.2%	54.2%	55.2%
% of FP17s for Band 1 Urgent Courses	380	4,027	9.4%	8.5%	9.1%
% of FP17s Relating to Free Repair or Replacements	80	4,027	2.0%	0.7%	0.8%
% of FP17s Relating to Continuations	68	4,027	1.7%	0.7%	0.8%
% of Patients satisfied with the dentistry they have received	47	47	100.0%	93.0%	92.0%
% of Patients satisfied with the time they had to wait for an appointment	46	47	97.9%	90.9%	87.6%

* This is based on patients treated on this contract for their most recent course of treatment. Figures in italics indicate the base number of FP17s or Patient Questionnaire responses are less than 100. N/A is shown where the base number of responses is less than 10 during the period. % is calculated as Quantity/Base number*100

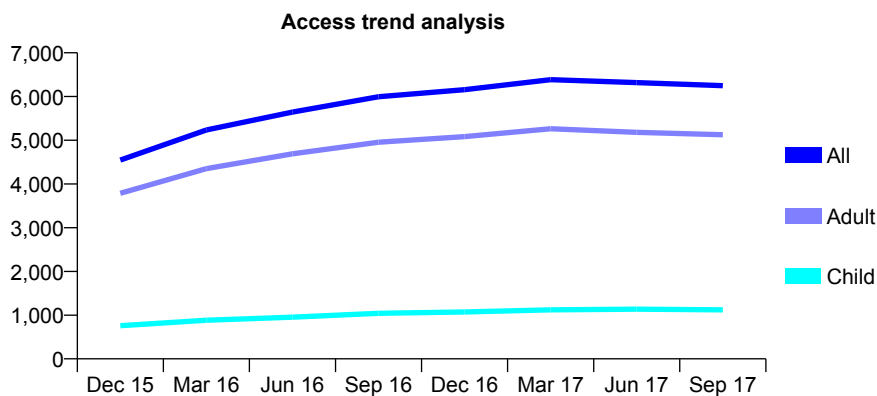
7A5 - Vital Signs At a Glance Contract Report for 197955/0002 - September 2017

Name or company name	United Dental Ltd
Contract type name	GDS Contract
Purpose of contract	General
Contract start date	01/04/2015
Contract end date	

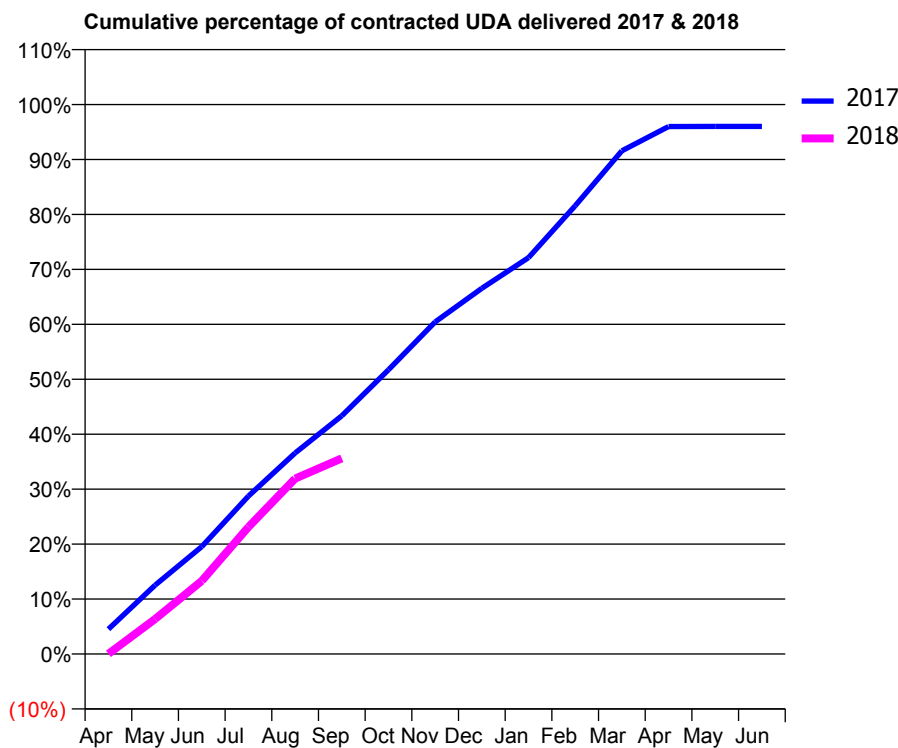
17/18 Contracted general activity (UDA)	21,500
Carry forward general activity (UDA)	860
17/18 Contracted orthodontic activity (UOA)	0
Carry forward orthodontic activity (UOA)	0
Baseline contract value	£515,536.70

ACCESS*

Patients seen in 24 months	Total	Change since previous quarter
Quarter ending September 2016	5,996	
Quarter ending December 2016	6,157	↑
Quarter ending March 2017	6,384	↑
Quarter ending June 2017	6,317	↓
Quarter ending September 2017	6,247	↓
Variance since September 2016	4.2%	↑



ACTIVITY



Month	Adjusted Scheduled Activity (UDA)	
	2017	2018
April	972	10
May	2,693	1,369
June	4,202	2,862
July	6,180	4,970
August	7,867	6,866
September	9,321	7,656
October	11,122	
November	12,995	
December	14,310	
January	15,506	
February	17,537	
March	19,690	
April	20,640	
May	20,640	
June	20,640	

QUALITY

	Quantity	Base Number	Contract	LHB	Wales
% of FP17s for the same patient ID Re-attending within 3 months - Children	33	783	4.2%	7.1%	10.9%
% of FP17s for the same patient ID Re-attending within 3 months - Adults	395	3,481	11.3%	13.5%	16.2%
% of FP17s for the same patient ID Re-attending between 3 & 9 months - Children	508	783	64.9%	54.9%	58.9%
% of FP17s for the same patient ID Re-attending between 3 & 9 months - Adults	1,959	3,481	56.3%	54.2%	55.2%
% of FP17s for Band 1 Urgent Courses	264	3,908	6.8%	8.5%	9.1%
% of FP17s Relating to Free Repair or Replacements	45	3,908	1.2%	0.7%	0.8%
% of FP17s Relating to Continuations	30	3,908	0.8%	0.7%	0.8%
% of Patients satisfied with the dentistry they have received	54	59	91.5%	93.0%	92.0%
% of Patients satisfied with the time they had to wait for an appointment	57	59	96.6%	90.9%	87.6%

* This is based on patients treated on this contract for their most recent course of treatment. Figures in italics indicate the base number of FP17s or Patient Questionnaire responses are less than 100. N/A is shown where the base number of responses is less than 10 during the period. % is calculated as Quantity/Base number*100

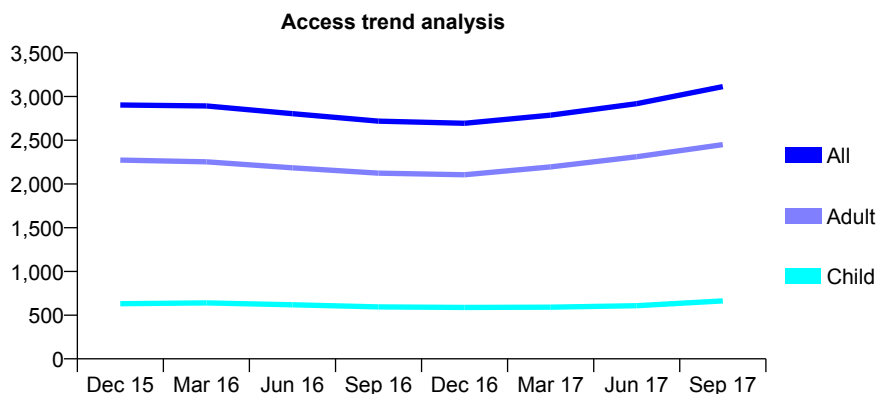
7A5 - Vital Signs At a Glance Contract Report for 199915/0001 - September 2017

Name or company name	IDH 441 to 444 Ltd
Contract type name	GDS Contract
Purpose of contract	General
Contract start date	04/04/2008
Contract end date	

17/18 Contracted general activity (UDA)	8,473
Carry forward general activity (UDA)	0
17/18 Contracted orthodontic activity (UOA)	0
Carry forward orthodontic activity (UOA)	0
Baseline contract value	£225,002.94

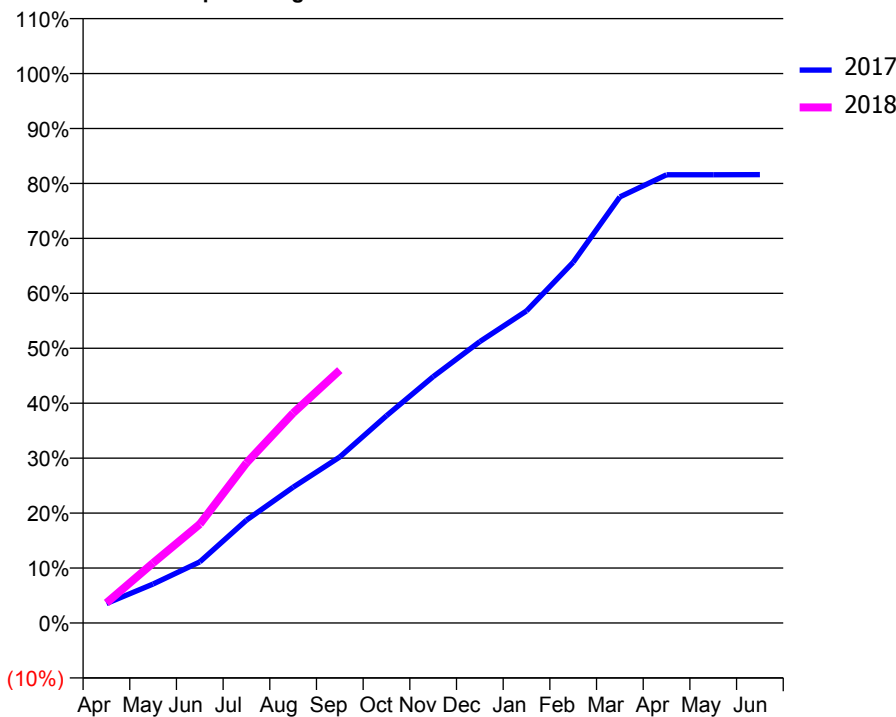
ACCESS*

Patients seen in 24 months	Total	Change since previous quarter
Quarter ending September 2016	2,718	
Quarter ending December 2016	2,694	→
Quarter ending March 2017	2,787	↑
Quarter ending June 2017	2,918	↑
Quarter ending September 2017	3,113	↑
Variance since September 2016	14.5%	↑



ACTIVITY

Cumulative percentage of contracted UDA delivered 2017 & 2018



Month	Adjusted Scheduled Activity (UDA)	
	2017	2018
April	302	310
May	600	926
June	944	1,525
July	1,587	2,469
August	2,094	3,238
September	2,560	3,900
October	3,197	
November	3,799	
December	4,339	
January	4,813	
February	5,564	
March	6,571	
April	6,912	
May	6,911	
June	6,914	

QUALITY

	Quantity	Base Number	Contract	LHB	Wales
% of FP17s for the same patient ID Re-attending within 3 months - Children	15	376	4.0%	7.1%	10.9%
% of FP17s for the same patient ID Re-attending within 3 months - Adults	80	1,439	5.6%	13.5%	16.2%
% of FP17s for the same patient ID Re-attending between 3 & 9 months - Children	152	376	40.4%	54.9%	58.9%
% of FP17s for the same patient ID Re-attending between 3 & 9 months - Adults	626	1,439	43.5%	54.2%	55.2%
% of FP17s for Band 1 Urgent Courses	59	1,672	3.5%	8.5%	9.1%
% of FP17s Relating to Free Repair or Replacements	7	1,672	0.4%	0.7%	0.8%
% of FP17s Relating to Continuations	8	1,672	0.5%	0.7%	0.8%
% of Patients satisfied with the dentistry they have received	18	20	90.0%	93.0%	92.0%
% of Patients satisfied with the time they had to wait for an appointment	18	20	90.0%	90.9%	87.6%

* This is based on patients treated on this contract for their most recent course of treatment. Figures in italics indicate the base number of FP17s or Patient Questionnaire responses are less than 100. N/A is shown where the base number of responses is less than 10 during the period. % is calculated as Quantity/Base number*100

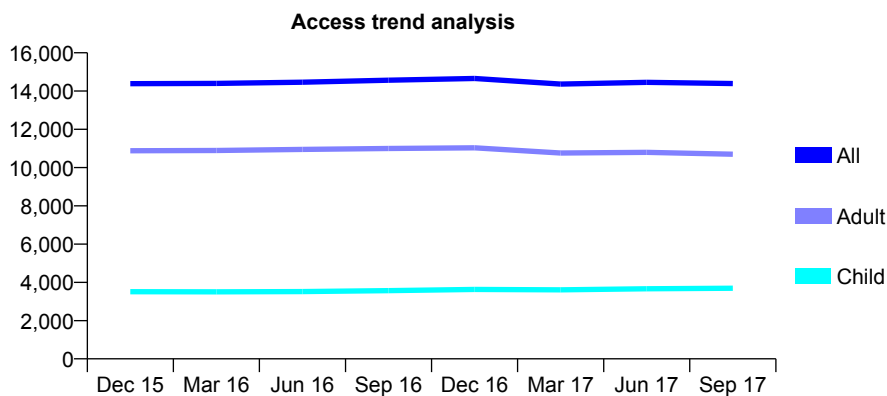
7A5 - Vital Signs At a Glance Contract Report for 199915/0002 - September 2017

Name or company name	IDH 441 to 444 Ltd
Contract type name	GDS Contract
Purpose of contract	General
Contract start date	04/04/2008
Contract end date	

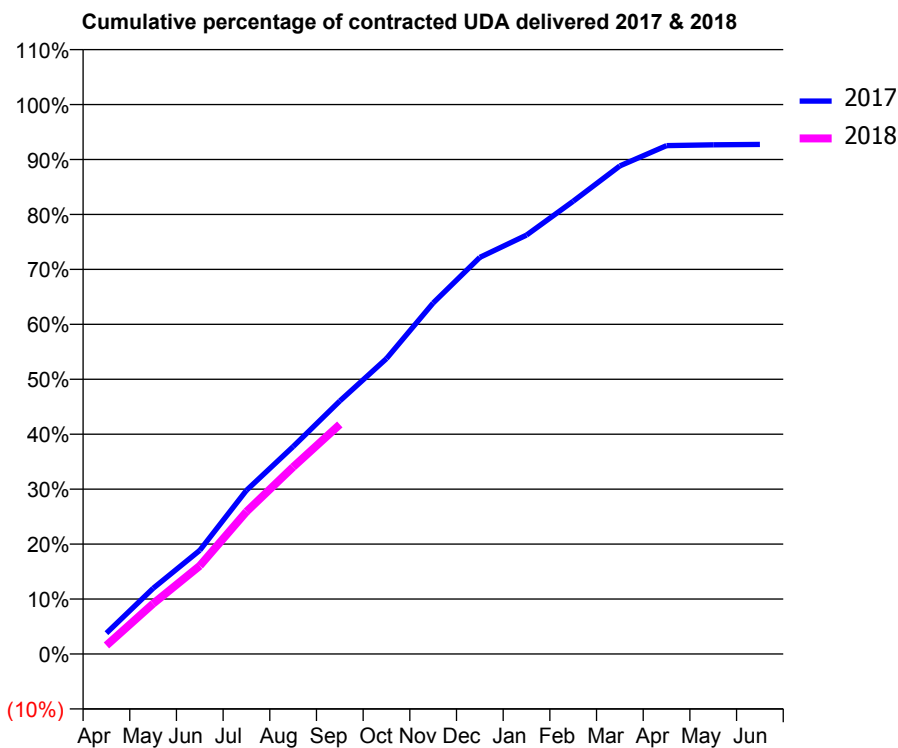
17/18 Contracted general activity (UDA)	34,517
Carry forward general activity (UDA)	0
17/18 Contracted orthodontic activity (UOA)	0
Carry forward orthodontic activity (UOA)	0
Baseline contract value	£812,136.68

ACCESS*

Patients seen in 24 months	Total	Change since previous quarter
Quarter ending September 2016	14,564	
Quarter ending December 2016	14,661	→
Quarter ending March 2017	14,365	↓
Quarter ending June 2017	14,455	→
Quarter ending September 2017	14,395	→
Variance since September 2016	(1.2%)	↓



ACTIVITY



Month	Adjusted Scheduled Activity (UDA)	
	2017	2018
April	1,308	538
May	4,129	3,160
June	6,514	5,541
July	10,282	8,944
August	13,031	11,750
September	15,891	14,422
October	18,561	
November	22,048	
December	24,918	
January	26,317	
February	28,442	
March	30,663	
April	31,933	
May	31,988	
June	32,010	

QUALITY

	Quantity	Base Number	Contract	LHB	Wales
% of FP17s for the same patient ID Re-attending within 3 months - Children	45	1,947	2.3%	7.1%	10.9%
% of FP17s for the same patient ID Re-attending within 3 months - Adults	362	5,388	6.7%	13.5%	16.2%
% of FP17s for the same patient ID Re-attending between 3 & 9 months - Children	733	1,947	37.6%	54.9%	58.9%
% of FP17s for the same patient ID Re-attending between 3 & 9 months - Adults	2,045	5,388	38.0%	54.2%	55.2%
% of FP17s for Band 1 Urgent Courses	312	6,825	4.6%	8.5%	9.1%
% of FP17s Relating to Free Repair or Replacements	38	6,825	0.6%	0.7%	0.8%
% of FP17s Relating to Continuations	31	6,825	0.5%	0.7%	0.8%
% of Patients satisfied with the dentistry they have received	72	79	91.1%	93.0%	92.0%
% of Patients satisfied with the time they had to wait for an appointment	66	79	83.5%	90.9%	87.6%

* This is based on patients treated on this contract for their most recent course of treatment. Figures in italics indicate the base number of FP17s or Patient Questionnaire responses are less than 100. N/A is shown where the base number of responses is less than 10 during the period. % is calculated as Quantity/Base number*100

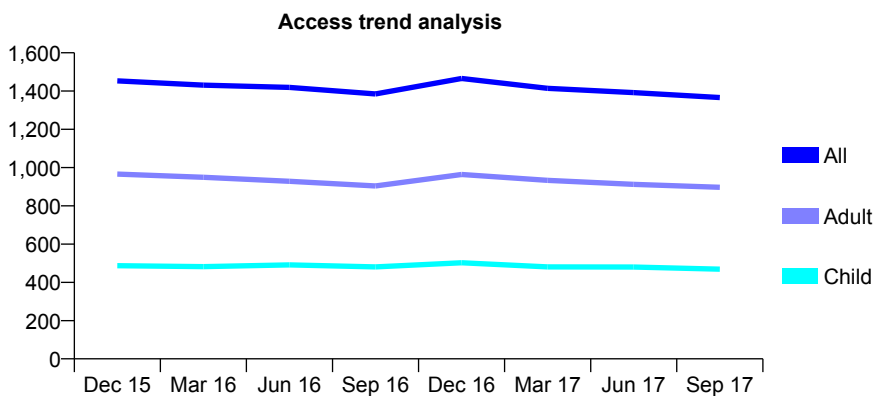
7A5 - Vital Signs At a Glance Contract Report for 228826/0002 - September 2017

Name or company name	MRS JA DAVIES
Contract type name	GDS Contract
Purpose of contract	General
Contract start date	01/04/2012
Contract end date	

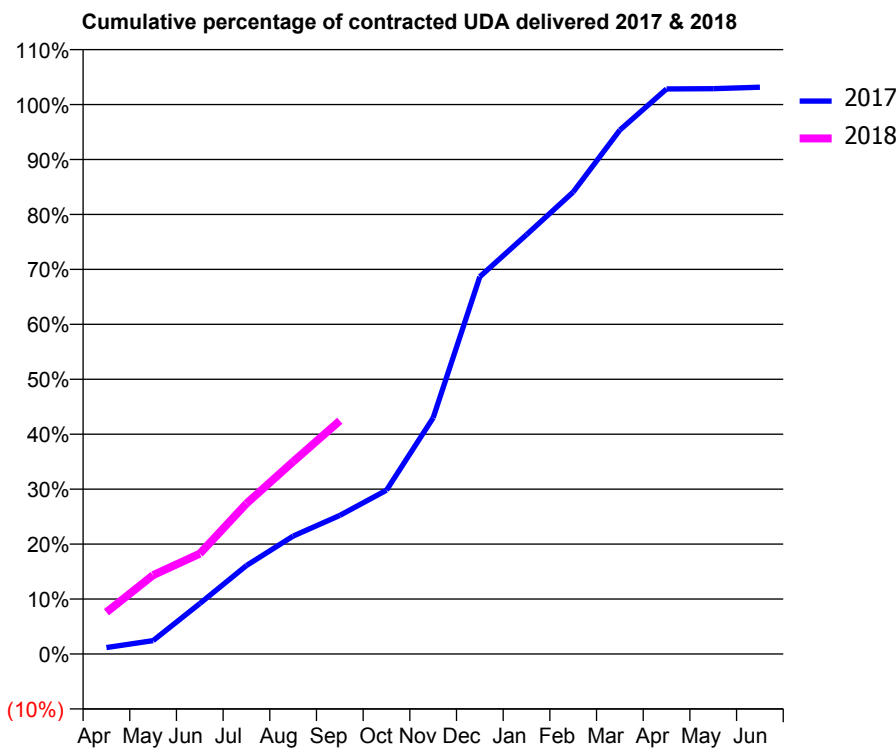
17/18 Contracted general activity (UDA)	4,886
Carry forward general activity (UDA)	-153
17/18 Contracted orthodontic activity (UOA)	0
Carry forward orthodontic activity (UOA)	0
Baseline contract value	£131,126.08

ACCESS*

Patients seen in 24 months	Total	Change since previous quarter
Quarter ending September 2016	1,385	
Quarter ending December 2016	1,466	↑
Quarter ending March 2017	1,414	↓
Quarter ending June 2017	1,392	↓
Quarter ending September 2017	1,366	↓
Variance since September 2016	(1.4%)	↓



ACTIVITY



Month	Adjusted Scheduled Activity (UDA)	
	2017	2018
April	58	371
May	119	701
June	448	892
July	787	1,338
August	1,049	1,711
September	1,232	2,074
October	1,457	
November	2,100	
December	3,355	
January	3,729	
February	4,108	
March	4,659	
April	5,024	
May	5,027	
June	5,039	

QUALITY

	Quantity	Base Number	Contract	LHB	Wales
% of FP17s for the same patient ID Re-attending within 3 months - Children	19	245	7.8%	7.1%	10.9%
% of FP17s for the same patient ID Re-attending within 3 months - Adults	62	444	14.0%	13.5%	16.2%
% of FP17s for the same patient ID Re-attending between 3 & 9 months - Children	81	245	33.1%	54.9%	58.9%
% of FP17s for the same patient ID Re-attending between 3 & 9 months - Adults	169	444	38.1%	54.2%	55.2%
% of FP17s for Band 1 Urgent Courses	62	605	10.2%	8.5%	9.1%
% of FP17s Relating to Free Repair or Replacements	0	605	0.0%	0.7%	0.8%
% of FP17s Relating to Continuations	7	605	1.2%	0.7%	0.8%
% of Patients satisfied with the dentistry they have received	7	7	N/A	93.0%	92.0%
% of Patients satisfied with the time they had to wait for an appointment	7	7	N/A	90.9%	87.6%

* This is based on patients treated on this contract for their most recent course of treatment. Figures in italics indicate the base number of FP17s or Patient Questionnaire responses are less than 100. N/A is shown where the base number of responses is less than 10 during the period. % is calculated as Quantity/Base number*100

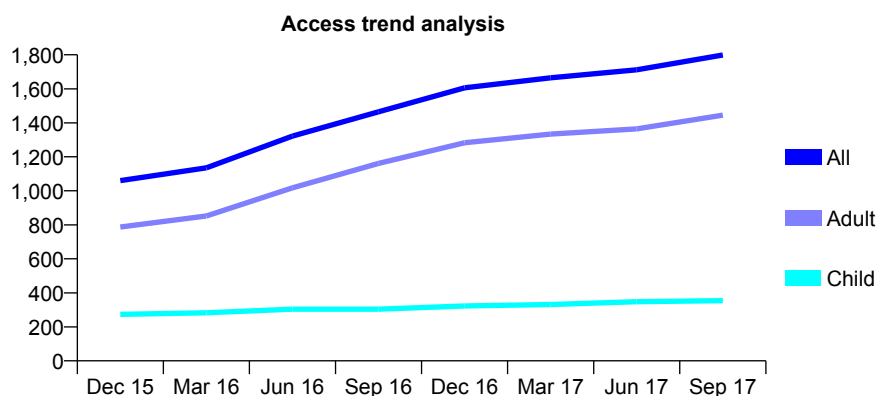
7A5 - Vital Signs At a Glance Contract Report for 239186/0001 - September 2017

Name or company name	MR NA WILSON
Contract type name	GDS Contract
Purpose of contract	General
Contract start date	01/04/2006
Contract end date	

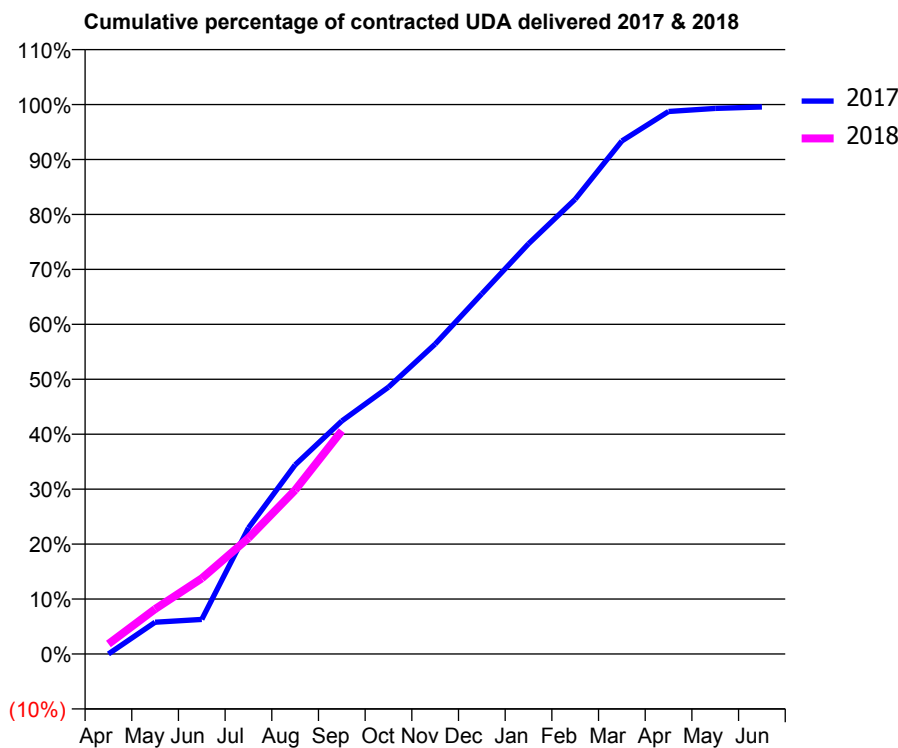
17/18 Contracted general activity (UDA)	6,200
Carry forward general activity (UDA)	28
17/18 Contracted orthodontic activity (UOA)	0
Carry forward orthodontic activity (UOA)	0
Baseline contract value	£110,865.50

ACCESS*

Patients seen in 24 months	Total	Change since previous quarter
Quarter ending September 2016	1,465	
Quarter ending December 2016	1,606	↑
Quarter ending March 2017	1,665	↑
Quarter ending June 2017	1,712	↑
Quarter ending September 2017	1,799	↑
Variance since September 2016	22.8%	↑



ACTIVITY



Month	Adjusted Scheduled Activity (UDA)	
	2017	2018
April	0	113
May	359	507
June	391	854
July	1,422	1,309
August	2,134	1,850
September	2,629	2,519
October	3,011	
November	3,498	
December	4,065	
January	4,628	
February	5,132	
March	5,788	
April	6,122	
May	6,155	
June	6,172	

QUALITY

	Quantity	Base Number	Contract	LHB	Wales
% of FP17s for the same patient ID Re-attending within 3 months - Children	42	292	14.4%	7.1%	10.9%
% of FP17s for the same patient ID Re-attending within 3 months - Adults	267	1,078	24.8%	13.5%	16.2%
% of FP17s for the same patient ID Re-attending between 3 & 9 months - Children	163	292	55.8%	54.9%	58.9%
% of FP17s for the same patient ID Re-attending between 3 & 9 months - Adults	461	1,078	42.8%	54.2%	55.2%
% of FP17s for Band 1 Urgent Courses	232	1,221	19.0%	8.5%	9.1%
% of FP17s Relating to Free Repair or Replacements	6	1,221	0.5%	0.7%	0.8%
% of FP17s Relating to Continuations	2	1,221	0.2%	0.7%	0.8%
% of Patients satisfied with the dentistry they have received	8	9	N/A	93.0%	92.0%
% of Patients satisfied with the time they had to wait for an appointment	7	9	N/A	90.9%	87.6%

* This is based on patients treated on this contract for their most recent course of treatment. Figures in italics indicate the base number of FP17s or Patient Questionnaire responses are less than 100. N/A is shown where the base number of responses is less than 10 during the period. % is calculated as Quantity/Base number*100

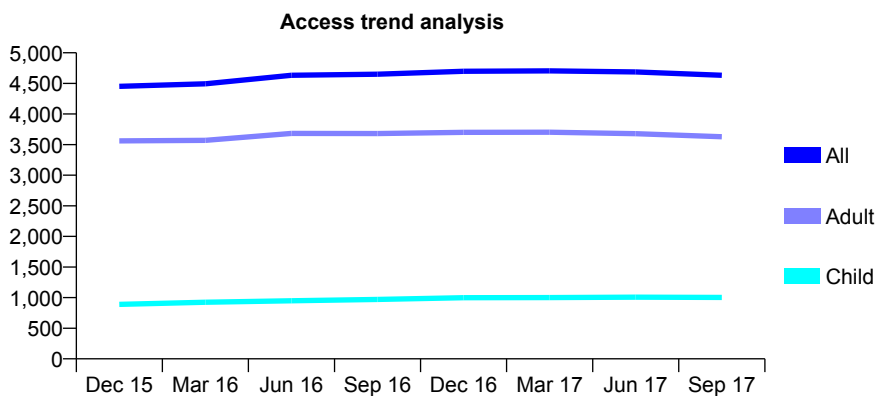
7A5 - Vital Signs At a Glance Contract Report for 245682/0001 - September 2017

Name or company name	MR M NEWLAND
Contract type name	GDS Contract
Purpose of contract	General
Contract start date	01/11/2008
Contract end date	

17/18 Contracted general activity (UDA)	12,425
Carry forward general activity (UDA)	-479
17/18 Contracted orthodontic activity (UOA)	0
Carry forward orthodontic activity (UOA)	0
Baseline contract value	£300,853.34

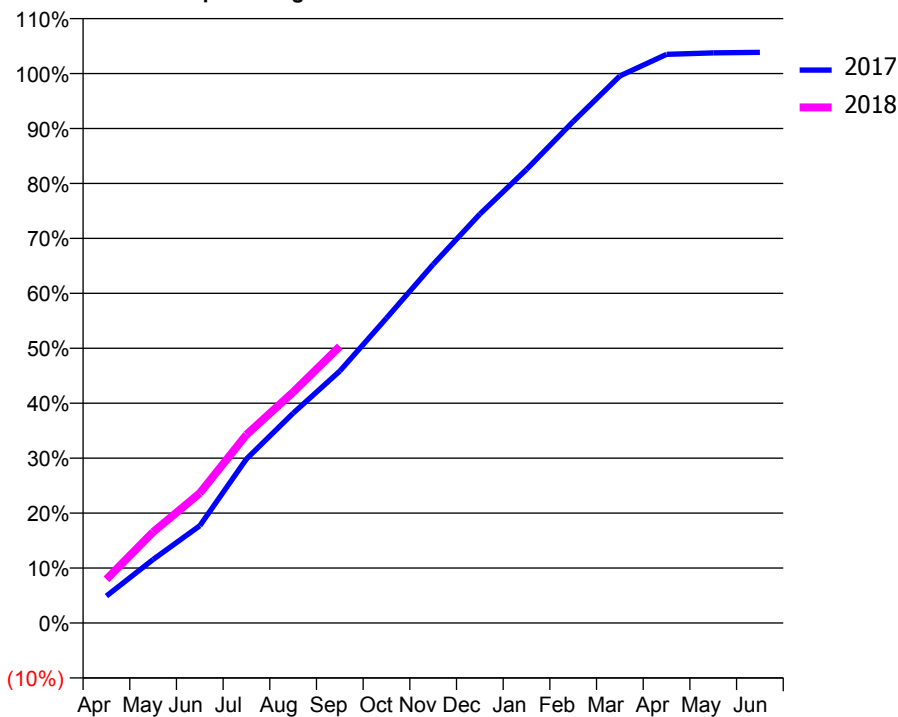
ACCESS*

Patients seen in 24 months	Total	Change since previous quarter
Quarter ending September 2016	4,651	
Quarter ending December 2016	4,699	→
Quarter ending March 2017	4,704	→
Quarter ending June 2017	4,687	→
Quarter ending September 2017	4,632	↓
Variance since September 2016	(0.4%)	→



ACTIVITY

Cumulative percentage of contracted UDA delivered 2017 & 2018



Month	Adjusted Scheduled Activity (UDA)	
	2017	2018
April	609	988
May	1,435	2,059
June	2,201	2,934
July	3,710	4,258
August	4,745	5,221
September	5,696	6,255
October	6,893	
November	8,108	
December	9,247	
January	10,255	
February	11,338	
March	12,369	
April	12,857	
May	12,890	
June	12,904	

QUALITY

	Quantity	Base Number	Contract	LHB	Wales
% of FP17s for the same patient ID Re-attending within 3 months - Children	44	755	5.8%	7.1%	10.9%
% of FP17s for the same patient ID Re-attending within 3 months - Adults	267	2,573	10.4%	13.5%	16.2%
% of FP17s for the same patient ID Re-attending between 3 & 9 months - Children	425	755	56.3%	54.9%	58.9%
% of FP17s for the same patient ID Re-attending between 3 & 9 months - Adults	1,320	2,573	51.3%	54.2%	55.2%
% of FP17s for Band 1 Urgent Courses	211	3,107	6.8%	8.5%	9.1%
% of FP17s Relating to Free Repair or Replacements	11	3,107	0.4%	0.7%	0.8%
% of FP17s Relating to Continuations	19	3,107	0.6%	0.7%	0.8%
% of Patients satisfied with the dentistry they have received	49	49	100.0%	93.0%	92.0%
% of Patients satisfied with the time they had to wait for an appointment	43	49	87.8%	90.9%	87.6%

* This is based on patients treated on this contract for their most recent course of treatment. Figures in italics indicate the base number of FP17s or Patient Questionnaire responses are less than 100. N/A is shown where the base number of responses is less than 10 during the period. % is calculated as Quantity/Base number*100

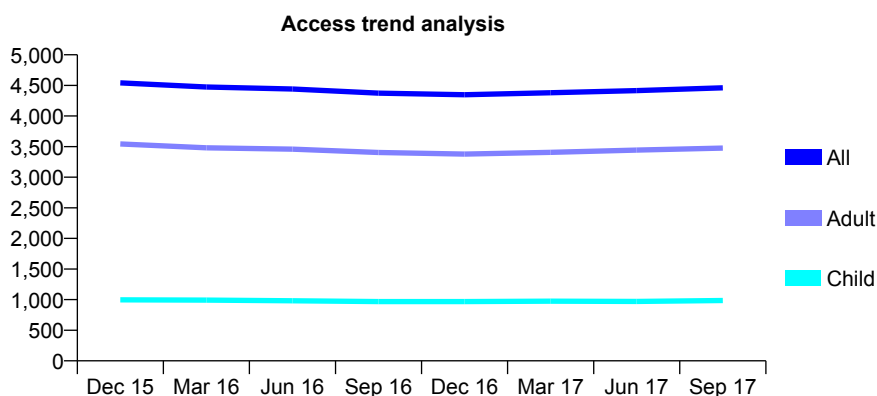
7A5 - Vital Signs At a Glance Contract Report for 324035/0001 - September 2017

Name or company name	MR PS JOHN
Contract type name	GDS Contract
Purpose of contract	General and Orthodontic
Contract start date	01/04/2006
Contract end date	

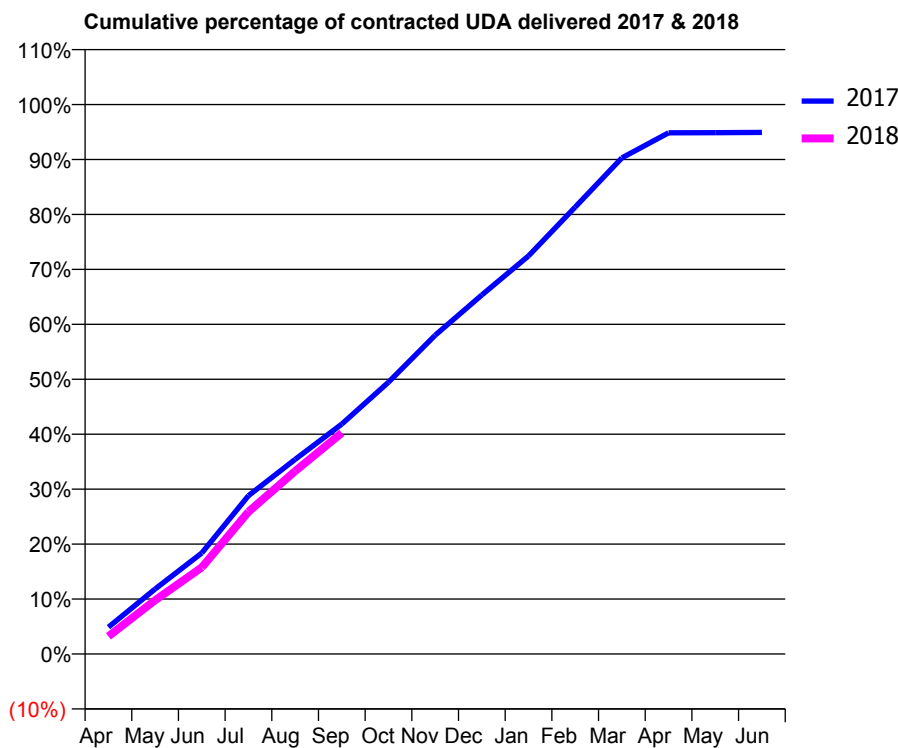
17/18 Contracted general activity (UDA)	15,844
Carry forward general activity (UDA)	0
17/18 Contracted orthodontic activity (UOA)	447
Carry forward orthodontic activity (UOA)	0
Baseline contract value	£382,755.03

ACCESS*

Patients seen in 24 months	Total	Change since previous quarter
Quarter ending September 2016	4,374	
Quarter ending December 2016	4,348	→
Quarter ending March 2017	4,381	→
Quarter ending June 2017	4,414	→
Quarter ending September 2017	4,461	→
Variance since September 2016	2.0%	→



ACTIVITY



Month	Adjusted Scheduled Activity (UDA)	
	2017	2018
April	775	510
May	1,875	1,550
June	2,911	2,498
July	4,568	4,102
August	5,612	5,273
September	6,632	6,376
October	7,837	
November	9,192	
December	10,353	
January	11,479	
February	12,886	
March	14,306	
April	15,028	
May	15,032	
June	15,038	

QUALITY

	Quantity	Base Number	Contract	LHB	Wales
% of FP17s for the same patient ID Re-attending within 3 months - Children	42	789	5.3%	7.1%	10.9%
% of FP17s for the same patient ID Re-attending within 3 months - Adults	316	3,084	10.2%	13.5%	16.2%
% of FP17s for the same patient ID Re-attending between 3 & 9 months - Children	551	789	69.8%	54.9%	58.9%
% of FP17s for the same patient ID Re-attending between 3 & 9 months - Adults	2,265	3,084	73.4%	54.2%	55.2%
% of FP17s for Band 1 Urgent Courses	210	3,522	6.0%	8.5%	9.1%
% of FP17s Relating to Free Repair or Replacements	0	3,522	0.0%	0.7%	0.8%
% of FP17s Relating to Continuations	24	3,522	0.7%	0.7%	0.8%
% of Patients satisfied with the dentistry they have received	40	43	93.0%	93.0%	92.0%
% of Patients satisfied with the time they had to wait for an appointment	38	43	88.4%	90.9%	87.6%

* This is based on patients treated on this contract for their most recent course of treatment. Figures in italics indicate the base number of FP17s or Patient Questionnaire responses are less than 100. N/A is shown where the base number of responses is less than 10 during the period. % is calculated as Quantity/Base number*100

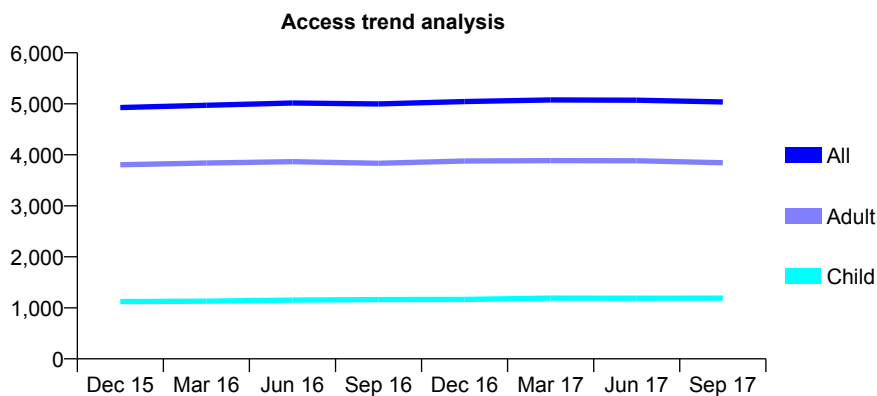
7A5 - Vital Signs At a Glance Contract Report for 324590/0001 - September 2017

Name or company name	MRS JM GRIFFITHS
Contract type name	GDS Contract
Purpose of contract	General
Contract start date	01/04/2006
Contract end date	

17/18 Contracted general activity (UDA)	14,876
Carry forward general activity (UDA)	-588
17/18 Contracted orthodontic activity (UOA)	0
Carry forward orthodontic activity (UOA)	0
Baseline contract value	£371,975.83

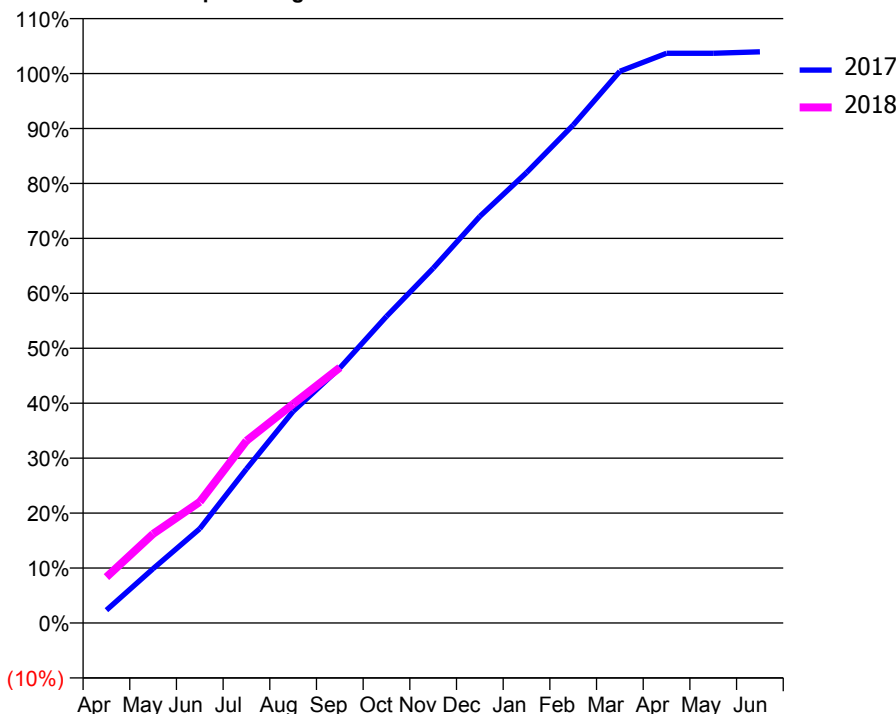
ACCESS*

Patients seen in 24 months	Total	Change since previous quarter
Quarter ending September 2016	4,997	
Quarter ending December 2016	5,044	→
Quarter ending March 2017	5,075	→
Quarter ending June 2017	5,071	→
Quarter ending September 2017	5,036	→
Variance since September 2016	0.8%	→



ACTIVITY

Cumulative percentage of contracted UDA delivered 2017 & 2018



Month	Adjusted Scheduled Activity (UDA)	
	2017	2018
April	349	1,243
May	1,473	2,414
June	2,555	3,278
July	4,171	4,932
August	5,731	5,929
September	6,904	6,915
October	8,300	
November	9,603	
December	11,007	
January	12,194	
February	13,480	
March	14,935	
April	15,424	
May	15,424	
June	15,464	

QUALITY

	Quantity	Base Number	Contract	LHB	Wales
% of FP17s for the same patient ID Re-attending within 3 months - Children	58	777	7.5%	7.1%	10.9%
% of FP17s for the same patient ID Re-attending within 3 months - Adults	308	2,501	12.3%	13.5%	16.2%
% of FP17s for the same patient ID Re-attending between 3 & 9 months - Children	433	777	55.7%	54.9%	58.9%
% of FP17s for the same patient ID Re-attending between 3 & 9 months - Adults	1,495	2,501	59.8%	54.2%	55.2%
% of FP17s for Band 1 Urgent Courses	275	3,005	9.2%	8.5%	9.1%
% of FP17s Relating to Free Repair or Replacements	9	3,005	0.3%	0.7%	0.8%
% of FP17s Relating to Continuations	26	3,005	0.9%	0.7%	0.8%
% of Patients satisfied with the dentistry they have received	53	53	100.0%	93.0%	92.0%
% of Patients satisfied with the time they had to wait for an appointment	51	53	96.2%	90.9%	87.6%

* This is based on patients treated on this contract for their most recent course of treatment. Figures in italics indicate the base number of FP17s or Patient Questionnaire responses are less than 100. N/A is shown where the base number of responses is less than 10 during the period. % is calculated as Quantity/Base number*100

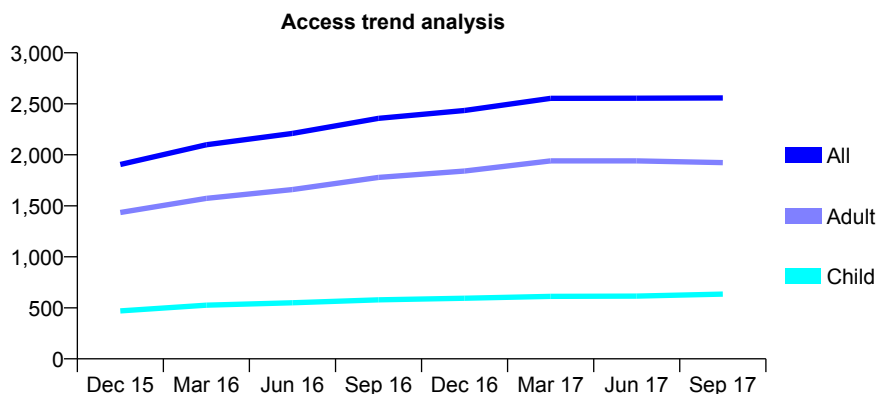
7A5 - Vital Signs At a Glance Contract Report for 377023/0001 - September 2017

Name or company name	MISS CL DAVIES
Contract type name	GDS Contract
Purpose of contract	General
Contract start date	01/04/2015
Contract end date	

17/18 Contracted general activity (UDA)	9,166
Carry forward general activity (UDA)	86
17/18 Contracted orthodontic activity (UOA)	0
Carry forward orthodontic activity (UOA)	0
Baseline contract value	£179,616.22

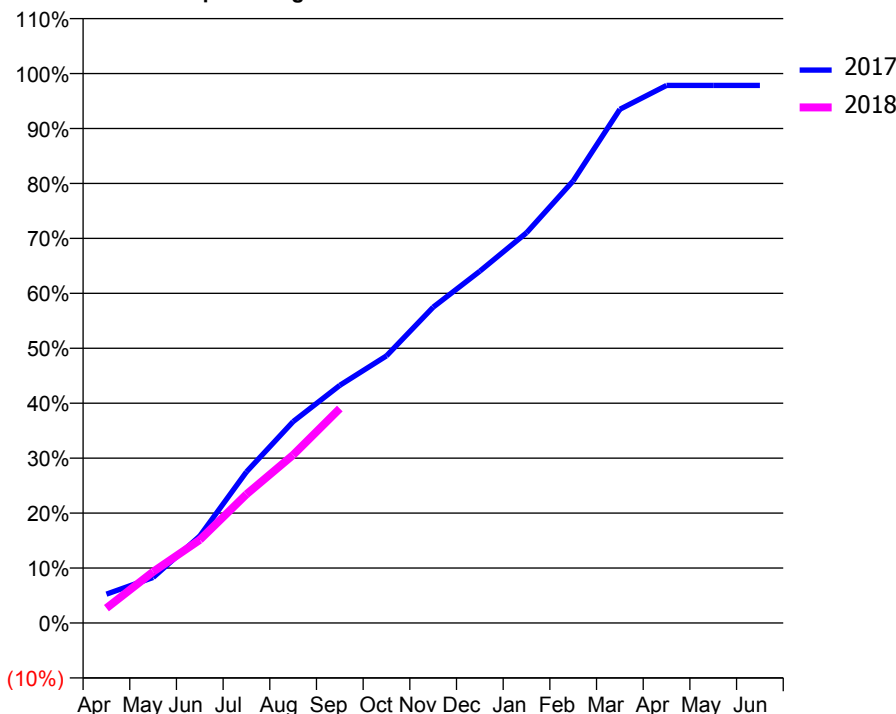
ACCESS*

Patients seen in 24 months	Total	Change since previous quarter
Quarter ending September 2016	2,357	
Quarter ending December 2016	2,435	↑
Quarter ending March 2017	2,554	↑
Quarter ending June 2017	2,555	→
Quarter ending September 2017	2,557	→
Variance since September 2016	8.5%	↑



ACTIVITY

Cumulative percentage of contracted UDA delivered 2017 & 2018



Month	Adjusted Scheduled Activity (UDA)	
	2017	2018
April	481	247
May	759	854
June	1,450	1,386
July	2,522	2,147
August	3,359	2,803
September	3,964	3,578
October	4,457	
November	5,269	
December	5,868	
January	6,509	
February	7,375	
March	8,569	
April	8,967	
May	8,967	
June	8,968	

QUALITY

	Quantity	Base Number	Contract	LHB	Wales
% of FP17s for the same patient ID Re-attending within 3 months - Children	38	500	7.6%	7.1%	10.9%
% of FP17s for the same patient ID Re-attending within 3 months - Adults	163	1,472	11.1%	13.5%	16.2%
% of FP17s for the same patient ID Re-attending between 3 & 9 months - Children	280	500	56.0%	54.9%	58.9%
% of FP17s for the same patient ID Re-attending between 3 & 9 months - Adults	882	1,472	59.9%	54.2%	55.2%
% of FP17s for Band 1 Urgent Courses	116	1,803	6.4%	8.5%	9.1%
% of FP17s Relating to Free Repair or Replacements	0	1,803	0.0%	0.7%	0.8%
% of FP17s Relating to Continuations	25	1,803	1.4%	0.7%	0.8%
% of Patients satisfied with the dentistry they have received	19	20	95.0%	93.0%	92.0%
% of Patients satisfied with the time they had to wait for an appointment	20	20	100.0%	90.9%	87.6%

* This is based on patients treated on this contract for their most recent course of treatment. Figures in italics indicate the base number of FP17s or Patient Questionnaire responses are less than 100. N/A is shown where the base number of responses is less than 10 during the period. % is calculated as Quantity/Base number*100

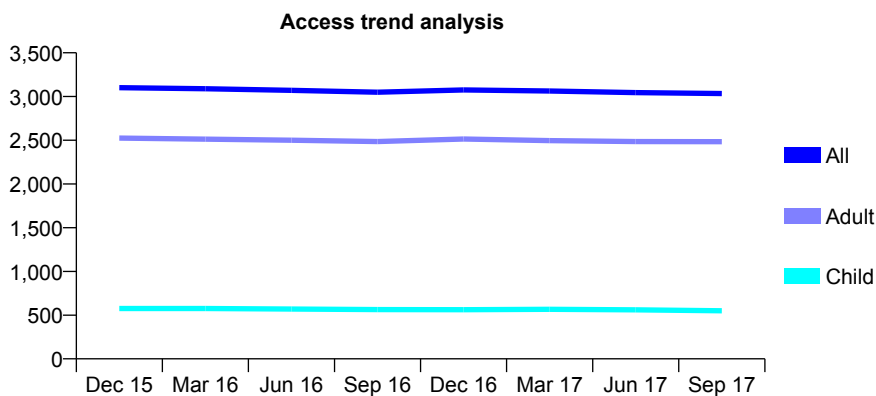
7A5 - Vital Signs At a Glance Contract Report for 573531/0001 - September 2017

Name or company name	MR PB JAMES
Contract type name	GDS Contract
Purpose of contract	General
Contract start date	01/04/2006
Contract end date	

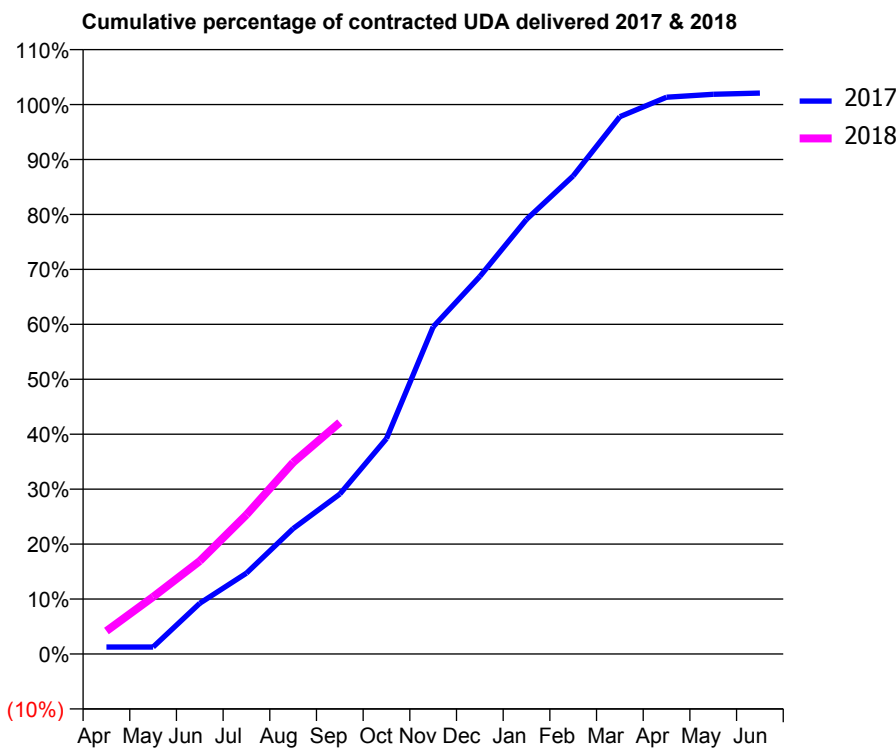
17/18 Contracted general activity (UDA)	8,000
Carry forward general activity (UDA)	-166
17/18 Contracted orthodontic activity (UOA)	0
Carry forward orthodontic activity (UOA)	0
Baseline contract value	£193,309.78

ACCESS*

Patients seen in 24 months	Total	Change since previous quarter
Quarter ending September 2016	3,049	
Quarter ending December 2016	3,076	→
Quarter ending March 2017	3,063	→
Quarter ending June 2017	3,045	→
Quarter ending September 2017	3,034	→
Variance since September 2016	(0.5%)	→



ACTIVITY



Month	Adjusted Scheduled Activity (UDA)	
	2017	2018
April	101	334
May	101	832
June	738	1,354
July	1,177	2,027
August	1,826	2,788
September	2,329	3,371
October	3,136	
November	4,763	
December	5,497	
January	6,328	
February	6,961	
March	7,823	
April	8,106	
May	8,150	
June	8,166	

QUALITY

	Quantity	Base Number	Contract	LHB	Wales
% of FP17s for the same patient ID Re-attending within 3 months - Children	18	386	4.7%	7.1%	10.9%
% of FP17s for the same patient ID Re-attending within 3 months - Adults	154	1,212	12.7%	13.5%	16.2%
% of FP17s for the same patient ID Re-attending between 3 & 9 months - Children	252	386	65.3%	54.9%	58.9%
% of FP17s for the same patient ID Re-attending between 3 & 9 months - Adults	315	1,212	26.0%	54.2%	55.2%
% of FP17s for Band 1 Urgent Courses	64	1,482	4.3%	8.5%	9.1%
% of FP17s Relating to Free Repair or Replacements	6	1,482	0.4%	0.7%	0.8%
% of FP17s Relating to Continuations	15	1,482	1.0%	0.7%	0.8%
% of Patients satisfied with the dentistry they have received	56	59	94.9%	93.0%	92.0%
% of Patients satisfied with the time they had to wait for an appointment	56	59	94.9%	90.9%	87.6%

* This is based on patients treated on this contract for their most recent course of treatment. Figures in italics indicate the base number of FP17s or Patient Questionnaire responses are less than 100. N/A is shown where the base number of responses is less than 10 during the period. % is calculated as Quantity/Base number*100

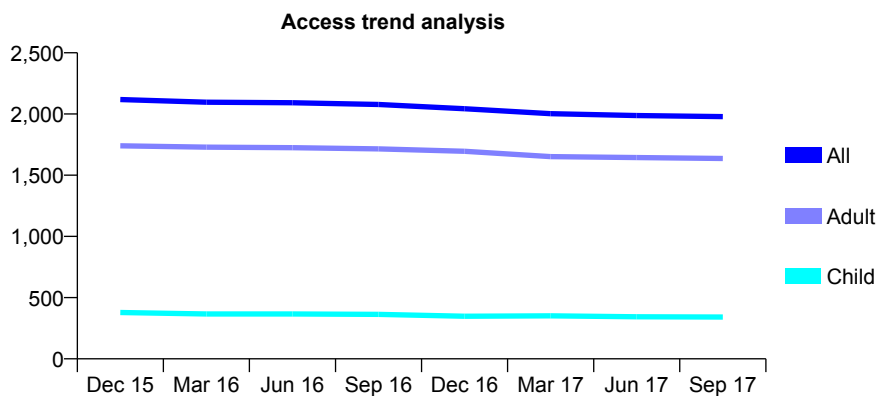
7A5 - Vital Signs At a Glance Contract Report for 625485/0004 - September 2017

Name or company name	MISS D ADAMS
Contract type name	GDS Contract
Purpose of contract	General
Contract start date	14/06/2010
Contract end date	

17/18 Contracted general activity (UDA)	5,350
Carry forward general activity (UDA)	225
17/18 Contracted orthodontic activity (UOA)	0
Carry forward orthodontic activity (UOA)	0
Baseline contract value	£132,729.38

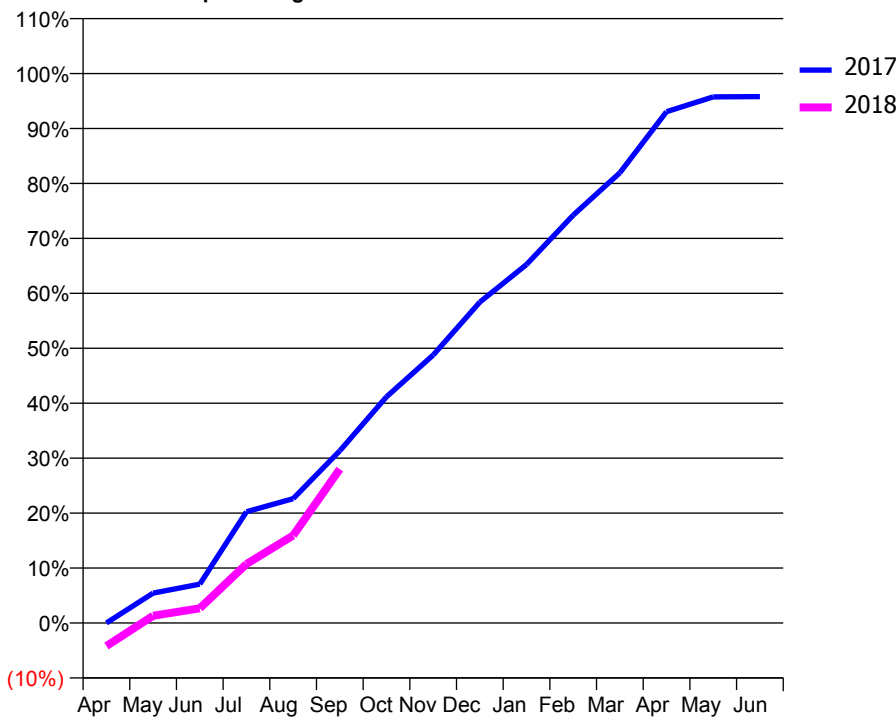
ACCESS*

Patients seen in 24 months	Total	Change since previous quarter
Quarter ending September 2016	2,078	
Quarter ending December 2016	2,043	↓
Quarter ending March 2017	2,003	↓
Quarter ending June 2017	1,988	→
Quarter ending September 2017	1,979	→
Variance since September 2016	(4.8%)	↓



ACTIVITY

Cumulative percentage of contracted UDA delivered 2017 & 2018



Adjusted Scheduled Activity (UDA)

Month	2017	2018
April	0	-225
May	292	71
June	378	143
July	1,084	575
August	1,210	852
September	1,676	1,499
October	2,203	
November	2,609	
December	3,124	
January	3,491	
February	3,971	
March	4,383	
April	4,979	
May	5,122	
June	5,125	

QUALITY

	Quantity	Base Number	Contract	LHB	Wales
% of FP17s for the same patient ID Re-attending within 3 months - Children	31	334	9.3%	7.1%	10.9%
% of FP17s for the same patient ID Re-attending within 3 months - Adults	120	1,096	10.9%	13.5%	16.2%
% of FP17s for the same patient ID Re-attending between 3 & 9 months - Children	210	334	62.9%	54.9%	58.9%
% of FP17s for the same patient ID Re-attending between 3 & 9 months - Adults	416	1,096	38.0%	54.2%	55.2%
% of FP17s for Band 1 Urgent Courses	42	1,027	4.1%	8.5%	9.1%
% of FP17s Relating to Free Repair or Replacements	2	1,027	0.2%	0.7%	0.8%
% of FP17s Relating to Continuations	8	1,027	0.8%	0.7%	0.8%
% of Patients satisfied with the dentistry they have received	24	25	96.0%	93.0%	92.0%
% of Patients satisfied with the time they had to wait for an appointment	25	25	100.0%	90.9%	87.6%

* This is based on patients treated on this contract for their most recent course of treatment. Figures in italics indicate the base number of FP17s or Patient Questionnaire responses are less than 100. N/A is shown where the base number of responses is less than 10 during the period. % is calculated as Quantity/Base number*100

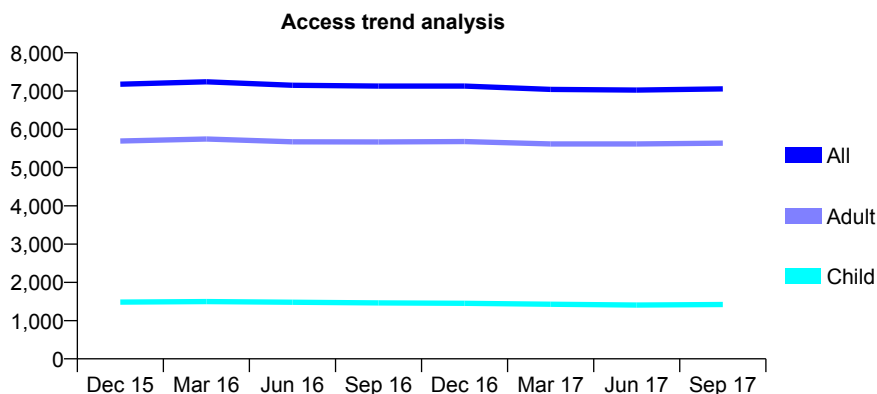
7A5 - Vital Signs At a Glance Contract Report for 688312/0001 - September 2017

Name or company name	MR G BLINMAN
Contract type name	GDS Contract
Purpose of contract	General
Contract start date	01/10/2013
Contract end date	

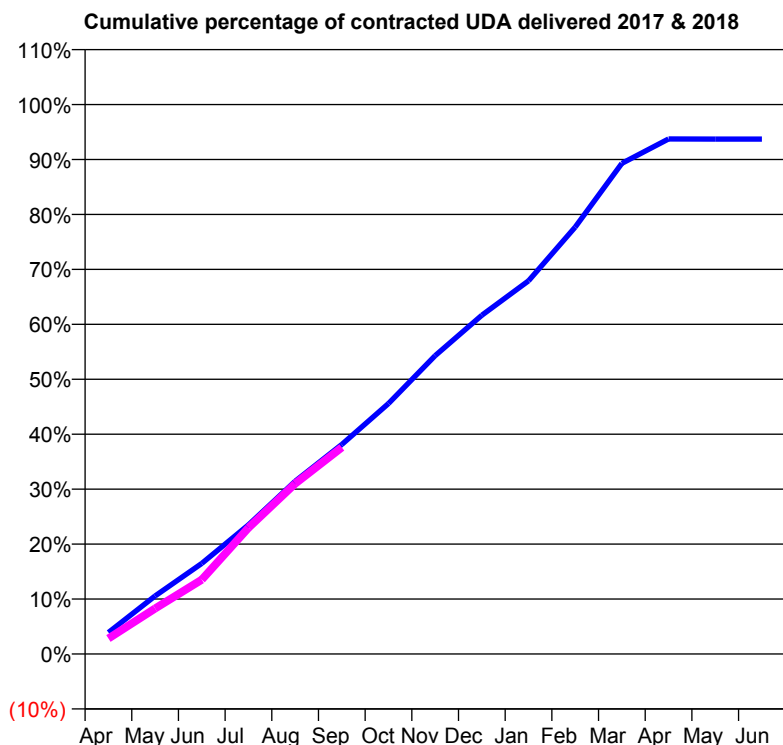
17/18 Contracted general activity (UDA)	24,138
Carry forward general activity (UDA)	0
17/18 Contracted orthodontic activity (UOA)	0
Carry forward orthodontic activity (UOA)	0
Baseline contract value	£593,910.48

ACCESS*

Patients seen in 24 months	Total	Change since previous quarter
Quarter ending September 2016	7,131	
Quarter ending December 2016	7,132	→
Quarter ending March 2017	7,043	↓
Quarter ending June 2017	7,025	→
Quarter ending September 2017	7,057	→
Variance since September 2016	(1.0%)	↓



ACTIVITY



Month	Adjusted Scheduled Activity (UDA)	
	2017	2018
April	946	683
May	2,550	2,002
June	3,979	3,266
July	5,673	5,544
August	7,586	7,481
September	9,204	9,074
October	11,003	
November	13,107	
December	14,882	
January	16,392	
February	18,753	
March	21,553	
April	22,623	
May	22,617	
June	22,618	

QUALITY

	Quantity	Base Number	Contract	LHB	Wales
% of FP17s for the same patient ID Re-attending within 3 months - Children	95	1,097	8.7%	7.1%	10.9%
% of FP17s for the same patient ID Re-attending within 3 months - Adults	479	4,144	11.6%	13.5%	16.2%
% of FP17s for the same patient ID Re-attending between 3 & 9 months - Children	647	1,097	59.0%	54.9%	58.9%
% of FP17s for the same patient ID Re-attending between 3 & 9 months - Adults	2,674	4,144	64.5%	54.2%	55.2%
% of FP17s for Band 1 Urgent Courses	318	4,757	6.7%	8.5%	9.1%
% of FP17s Relating to Free Repair or Replacements	58	4,757	1.2%	0.7%	0.8%
% of FP17s Relating to Continuations	19	4,757	0.4%	0.7%	0.8%
% of Patients satisfied with the dentistry they have received	70	74	94.6%	93.0%	92.0%
% of Patients satisfied with the time they had to wait for an appointment	71	74	95.9%	90.9%	87.6%

* This is based on patients treated on this contract for their most recent course of treatment. Figures in italics indicate the base number of FP17s or Patient Questionnaire responses are less than 100. N/A is shown where the base number of responses is less than 10 during the period. % is calculated as Quantity/Base number*100

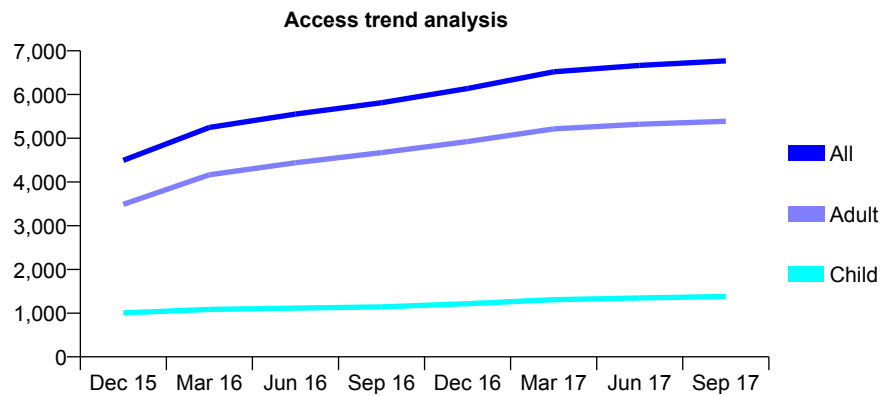
7A5 - Vital Signs At a Glance Contract Report for 741841/0003 - September 2017

Name or company name	MRS S CHAUDHRY
Contract type name	GDS Contract
Purpose of contract	General
Contract start date	01/04/2015
Contract end date	

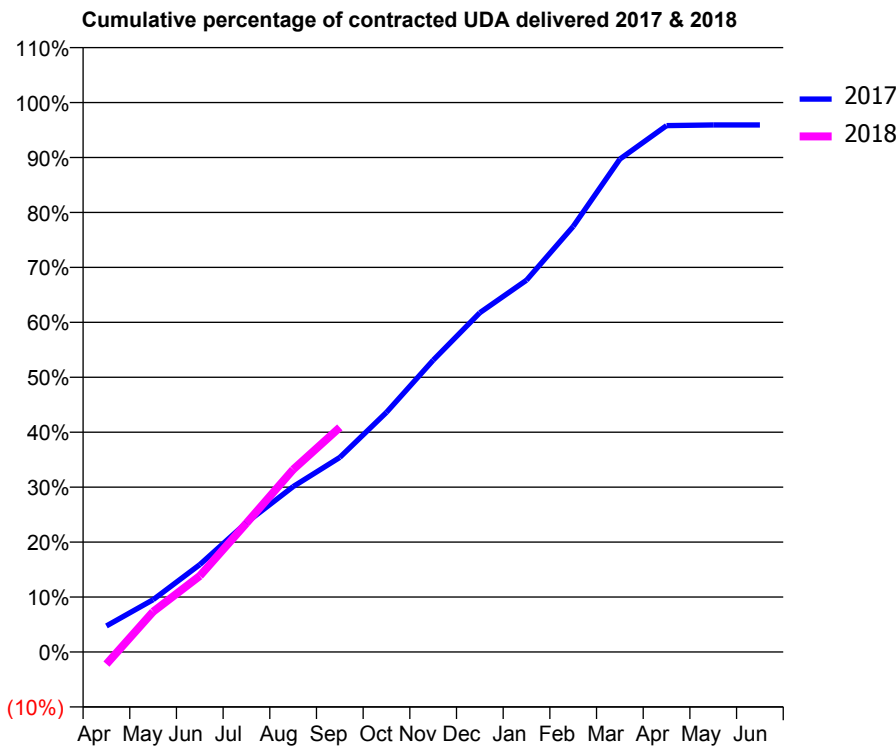
17/18 Contracted general activity (UDA)	21,738
Carry forward general activity (UDA)	842
17/18 Contracted orthodontic activity (UOA)	0
Carry forward orthodontic activity (UOA)	0
Baseline contract value	£481,963.52

ACCESS*

Patients seen in 24 months	Total	Change since previous quarter
Quarter ending September 2016	5,813	
Quarter ending December 2016	6,137	↑
Quarter ending March 2017	6,520	↑
Quarter ending June 2017	6,667	↑
Quarter ending September 2017	6,769	→
Variance since September 2016	16.4%	↑



ACTIVITY



Month	Adjusted Scheduled Activity (UDA)	
	2017	2018
April	981	-484
May	1,965	1,596
June	3,284	3,008
July	4,861	5,100
August	6,217	7,218
September	7,311	8,886
October	9,005	
November	10,967	
December	12,750	
January	13,971	
February	15,988	
March	18,522	
April	19,777	
May	19,802	
June	19,804	

QUALITY

	Quantity	Base Number	Contract	LHB	Wales
% of FP17s for the same patient ID Re-attending within 3 months - Children	66	1,152	5.7%	7.1%	10.9%
% of FP17s for the same patient ID Re-attending within 3 months - Adults	406	4,181	9.7%	13.5%	16.2%
% of FP17s for the same patient ID Re-attending between 3 & 9 months - Children	770	1,152	66.8%	54.9%	58.9%
% of FP17s for the same patient ID Re-attending between 3 & 9 months - Adults	2,520	4,181	60.3%	54.2%	55.2%
% of FP17s for Band 1 Urgent Courses	199	4,913	4.1%	8.5%	9.1%
% of FP17s Relating to Free Repair or Replacements	25	4,913	0.5%	0.7%	0.8%
% of FP17s Relating to Continuations	25	4,913	0.5%	0.7%	0.8%
% of Patients satisfied with the dentistry they have received	42	45	93.3%	93.0%	92.0%
% of Patients satisfied with the time they had to wait for an appointment	42	45	93.3%	90.9%	87.6%

* This is based on patients treated on this contract for their most recent course of treatment. Figures in italics indicate the base number of FP17s or Patient Questionnaire responses are less than 100. N/A is shown where the base number of responses is less than 10 during the period. % is calculated as Quantity/Base number*100

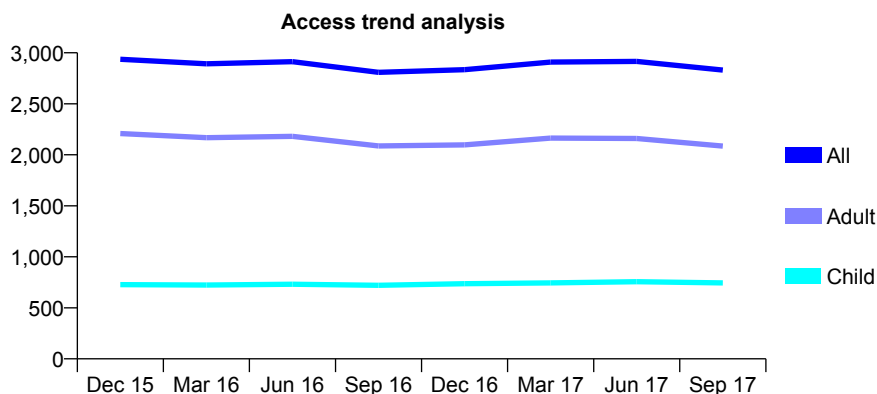
7A5 - Vital Signs At a Glance Contract Report for 767158/0001 - September 2017

Name or company name	MR H WILDING
Contract type name	GDS Contract
Purpose of contract	General
Contract start date	01/04/2006
Contract end date	

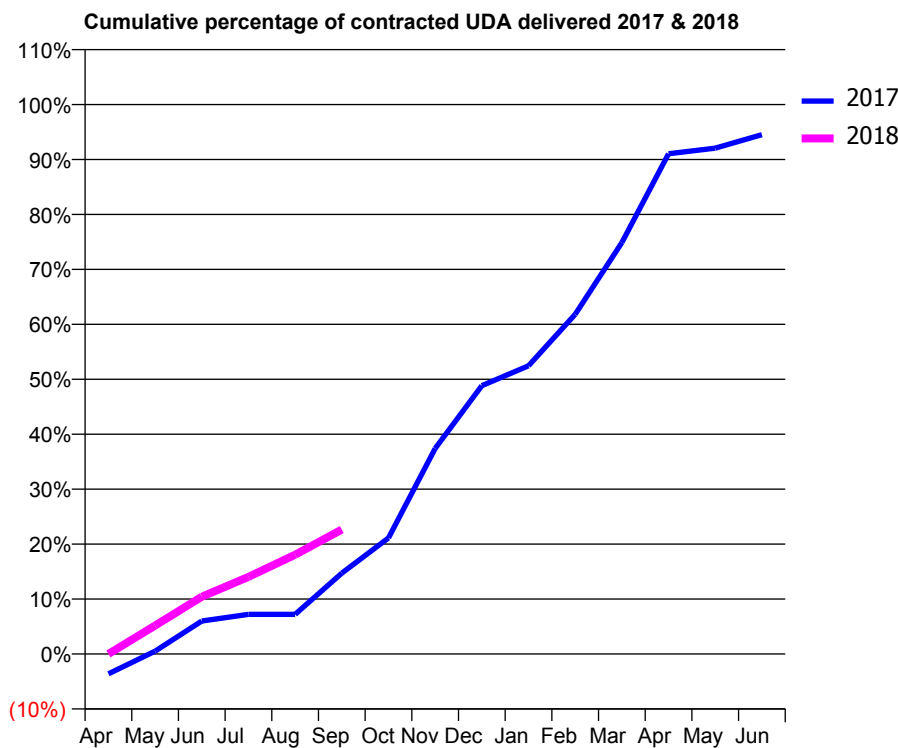
17/18 Contracted general activity (UDA)	5,600
Carry forward general activity (UDA)	0
17/18 Contracted orthodontic activity (UOA)	0
Carry forward orthodontic activity (UOA)	0
Baseline contract value	£135,791.09

ACCESS*

Patients seen in 24 months	Total	Change since previous quarter
Quarter ending September 2016	2,808	
Quarter ending December 2016	2,834	→
Quarter ending March 2017	2,909	↑
Quarter ending June 2017	2,916	→
Quarter ending September 2017	2,831	↓
Variance since September 2016	0.8%	→



ACTIVITY



Month	Adjusted Scheduled Activity (UDA)	
	2017	2018
April	-203	0
May	29	291
June	336	584
July	404	786
August	404	1,011
September	824	1,269
October	1,183	
November	2,094	
December	2,735	
January	2,937	
February	3,462	
March	4,193	
April	5,098	
May	5,155	
June	5,292	

QUALITY

	Quantity	Base Number	Contract	LHB	Wales
% of FP17s for the same patient ID Re-attending within 3 months - Children	30	421	7.1%	7.1%	10.9%
% of FP17s for the same patient ID Re-attending within 3 months - Adults	86	956	9.0%	13.5%	16.2%
% of FP17s for the same patient ID Re-attending between 3 & 9 months - Children	183	421	43.5%	54.9%	58.9%
% of FP17s for the same patient ID Re-attending between 3 & 9 months - Adults	373	956	39.0%	54.2%	55.2%
% of FP17s for Band 1 Urgent Courses	38	881	4.3%	8.5%	9.1%
% of FP17s Relating to Free Repair or Replacements	3	881	0.3%	0.7%	0.8%
% of FP17s Relating to Continuations	3	881	0.3%	0.7%	0.8%
% of Patients satisfied with the dentistry they have received	14	16	87.5%	93.0%	92.0%
% of Patients satisfied with the time they had to wait for an appointment	14	16	87.5%	90.9%	87.6%

* This is based on patients treated on this contract for their most recent course of treatment. Figures in italics indicate the base number of FP17s or Patient Questionnaire responses are less than 100. N/A is shown where the base number of responses is less than 10 during the period. % is calculated as Quantity/Base number*100

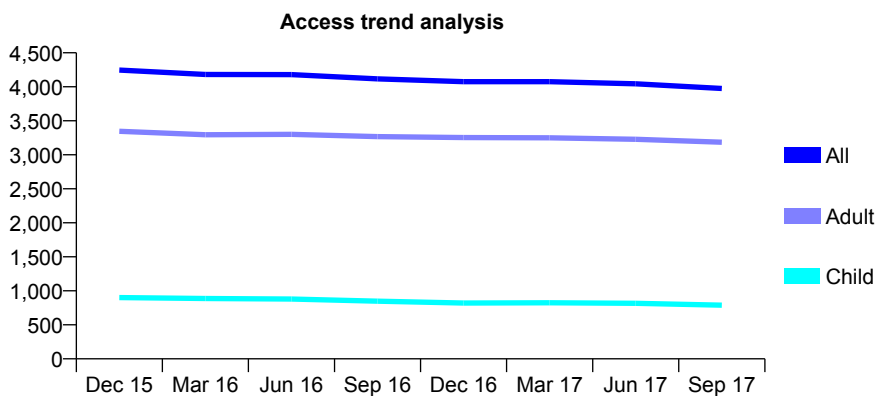
7A5 - Vital Signs At a Glance Contract Report for 830763/0005 - September 2017

Name or company name	MR L ROBERTS
Contract type name	GDS Contract
Purpose of contract	General
Contract start date	01/10/2013
Contract end date	

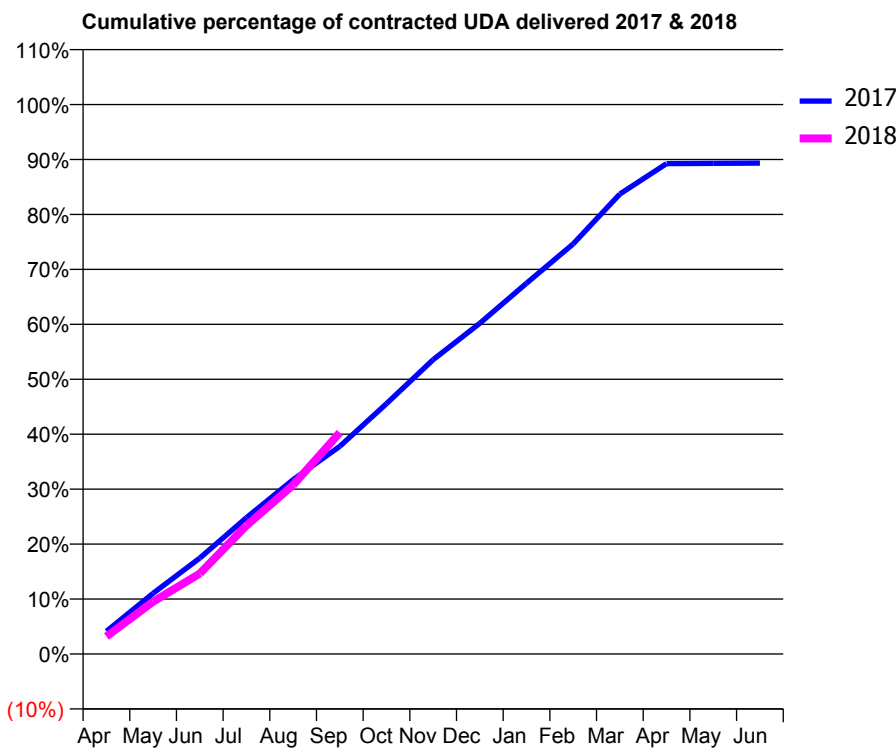
17/18 Contracted general activity (UDA)	13,800
Carry forward general activity (UDA)	0
17/18 Contracted orthodontic activity (UOA)	0
Carry forward orthodontic activity (UOA)	0
Baseline contract value	£333,933.16

ACCESS*

Patients seen in 24 months	Total	Change since previous quarter
Quarter ending September 2016	4,117	
Quarter ending December 2016	4,075	↓
Quarter ending March 2017	4,075	→
Quarter ending June 2017	4,044	→
Quarter ending September 2017	3,975	↓
Variance since September 2016	(3.4%)	↓



ACTIVITY



Month	Adjusted Scheduled Activity (UDA)	
	2017	2018
April	572	441
May	1,525	1,315
June	2,408	2,021
July	3,425	3,225
August	4,379	4,243
September	5,217	5,560
October	6,286	
November	7,394	
December	8,307	
January	9,310	
February	10,300	
March	11,553	
April	12,315	
May	12,321	
June	12,328	

QUALITY

	Quantity	Base Number	Contract	LHB	Wales
% of FP17s for the same patient ID Re-attending within 3 months - Children	40	548	7.3%	7.1%	10.9%
% of FP17s for the same patient ID Re-attending within 3 months - Adults	298	2,395	12.4%	13.5%	16.2%
% of FP17s for the same patient ID Re-attending between 3 & 9 months - Children	297	548	54.2%	54.9%	58.9%
% of FP17s for the same patient ID Re-attending between 3 & 9 months - Adults	1,416	2,395	59.1%	54.2%	55.2%
% of FP17s for Band 1 Urgent Courses	128	2,566	5.0%	8.5%	9.1%
% of FP17s Relating to Free Repair or Replacements	34	2,566	1.3%	0.7%	0.8%
% of FP17s Relating to Continuations	17	2,566	0.7%	0.7%	0.8%
% of Patients satisfied with the dentistry they have received	24	26	92.3%	93.0%	92.0%
% of Patients satisfied with the time they had to wait for an appointment	23	26	88.5%	90.9%	87.6%

* This is based on patients treated on this contract for their most recent course of treatment. Figures in italics indicate the base number of FP17s or Patient Questionnaire responses are less than 100. N/A is shown where the base number of responses is less than 10 during the period. % is calculated as Quantity/Base number*100

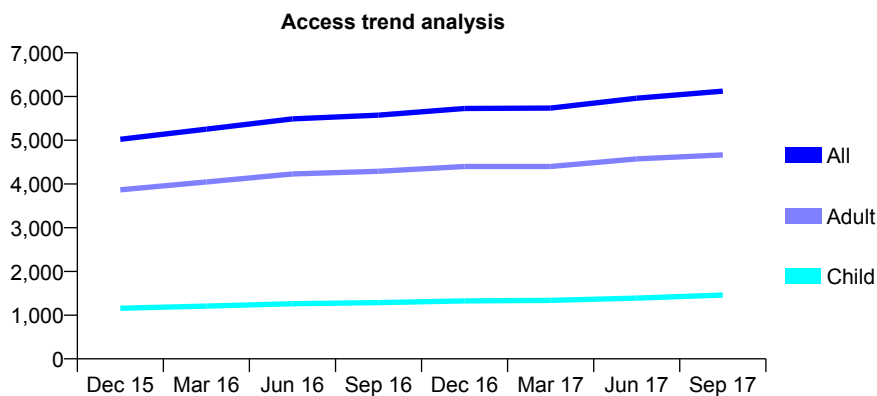
7A5 - Vital Signs At a Glance Contract Report for 885630/0001 - September 2017

Name or company name	MRS P SOOD
Contract type name	GDS Contract
Purpose of contract	General
Contract start date	15/09/2013
Contract end date	

17/18 Contracted general activity (UDA)	21,284
Carry forward general activity (UDA)	-897
17/18 Contracted orthodontic activity (UOA)	0
Carry forward orthodontic activity (UOA)	0
Baseline contract value	£495,650.31

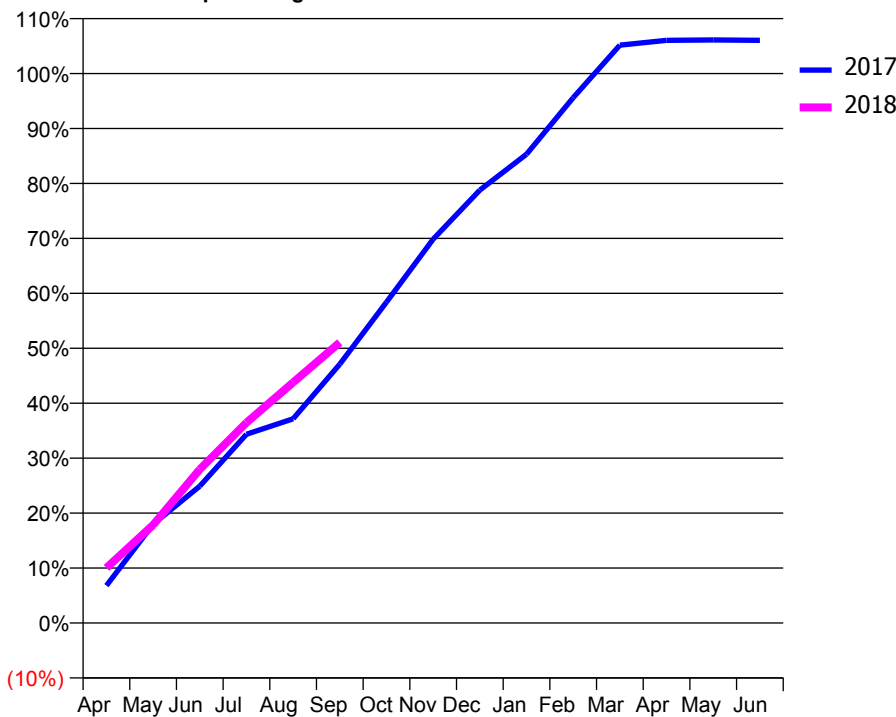
ACCESS*

Patients seen in 24 months	Total	Change since previous quarter
Quarter ending September 2016	5,575	
Quarter ending December 2016	5,726	↑
Quarter ending March 2017	5,737	→
Quarter ending June 2017	5,961	↑
Quarter ending September 2017	6,123	↑
Variance since September 2016	9.8%	↑



ACTIVITY

Cumulative percentage of contracted UDA delivered 2017 & 2018



Adjusted Scheduled Activity (UDA)

Month	2017	2018
April	1,355	2,134
May	3,576	3,797
June	4,956	5,951
July	6,831	7,760
August	7,392	9,320
September	9,369	10,870
October	11,615	
November	13,894	
December	15,669	
January	16,969	
February	19,015	
March	20,917	
April	21,087	
May	21,102	
June	21,089	

QUALITY

	Quantity	Base Number	Contract	LHB	Wales
% of FP17s for the same patient ID Re-attending within 3 months - Children	55	1,089	5.1%	7.1%	10.9%
% of FP17s for the same patient ID Re-attending within 3 months - Adults	370	3,366	11.0%	13.5%	16.2%
% of FP17s for the same patient ID Re-attending between 3 & 9 months - Children	624	1,089	57.3%	54.9%	58.9%
% of FP17s for the same patient ID Re-attending between 3 & 9 months - Adults	1,923	3,366	57.1%	54.2%	55.2%
% of FP17s for Band 1 Urgent Courses	260	4,389	5.9%	8.5%	9.1%
% of FP17s Relating to Free Repair or Replacements	20	4,389	0.5%	0.7%	0.8%
% of FP17s Relating to Continuations	22	4,389	0.5%	0.7%	0.8%
% of Patients satisfied with the dentistry they have received	36	40	90.0%	93.0%	92.0%
% of Patients satisfied with the time they had to wait for an appointment	36	40	90.0%	90.9%	87.6%

* This is based on patients treated on this contract for their most recent course of treatment. Figures in italics indicate the base number of FP17s or Patient Questionnaire responses are less than 100. N/A is shown where the base number of responses is less than 10 during the period. % is calculated as Quantity/Base number*100

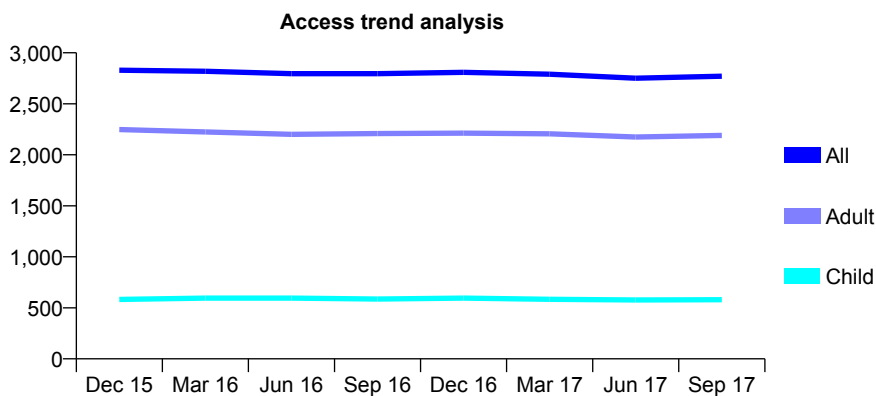
7A5 - Vital Signs At a Glance Contract Report for 925845/0001 - September 2017

Name or company name	MR TM DIN
Contract type name	GDS Contract
Purpose of contract	General
Contract start date	01/04/2006
Contract end date	

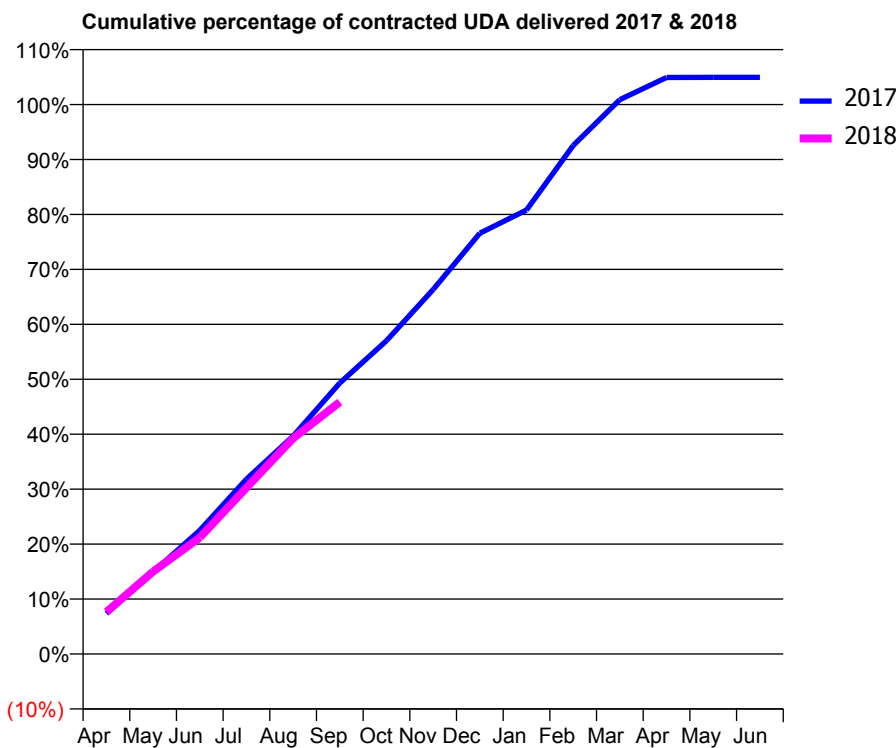
17/18 Contracted general activity (UDA)	7,558
Carry forward general activity (UDA)	-374
17/18 Contracted orthodontic activity (UOA)	0
Carry forward orthodontic activity (UOA)	0
Baseline contract value	£182,681.80

ACCESS*

Patients seen in 24 months	Total	Change since previous quarter
Quarter ending September 2016	2,795	
Quarter ending December 2016	2,808	→
Quarter ending March 2017	2,790	→
Quarter ending June 2017	2,751	↓
Quarter ending September 2017	2,770	→
Variance since September 2016	(0.9%)	→



ACTIVITY



Month	Adjusted Scheduled Activity (UDA)	
	2017	2018
April	556	579
May	1,130	1,134
June	1,701	1,602
July	2,405	2,287
August	2,997	2,967
September	3,727	3,466
October	4,309	
November	5,013	
December	5,787	
January	6,107	
February	6,994	
March	7,626	
April	7,930	
May	7,932	
June	7,932	

QUALITY

	Quantity	Base Number	Contract	LHB	Wales
% of FP17s for the same patient ID Re-attending within 3 months - Children	15	449	3.3%	7.1%	10.9%
% of FP17s for the same patient ID Re-attending within 3 months - Adults	146	1,536	9.5%	13.5%	16.2%
% of FP17s for the same patient ID Re-attending between 3 & 9 months - Children	318	449	70.8%	54.9%	58.9%
% of FP17s for the same patient ID Re-attending between 3 & 9 months - Adults	766	1,536	49.9%	54.2%	55.2%
% of FP17s for Band 1 Urgent Courses	79	1,783	4.4%	8.5%	9.1%
% of FP17s Relating to Free Repair or Replacements	8	1,783	0.4%	0.7%	0.8%
% of FP17s Relating to Continuations	12	1,783	0.7%	0.7%	0.8%
% of Patients satisfied with the dentistry they have received	29	31	93.5%	93.0%	92.0%
% of Patients satisfied with the time they had to wait for an appointment	25	31	80.6%	90.9%	87.6%

* This is based on patients treated on this contract for their most recent course of treatment. Figures in italics indicate the base number of FP17s or Patient Questionnaire responses are less than 100. N/A is shown where the base number of responses is less than 10 during the period. % is calculated as Quantity/Base number*100

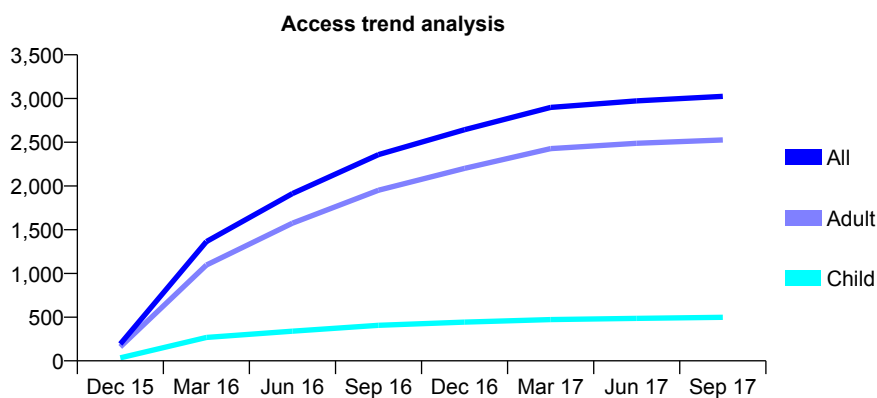
7A5 - Vital Signs At a Glance Contract Report for 976245/0001 - September 2017

Name or company name	MR PJ JONES
Contract type name	GDS Contract
Purpose of contract	General
Contract start date	16/11/2015
Contract end date	

17/18 Contracted general activity (UDA)	9,182
Carry forward general activity (UDA)	-125
17/18 Contracted orthodontic activity (UOA)	0
Carry forward orthodontic activity (UOA)	0
Baseline contract value	£250,018.52

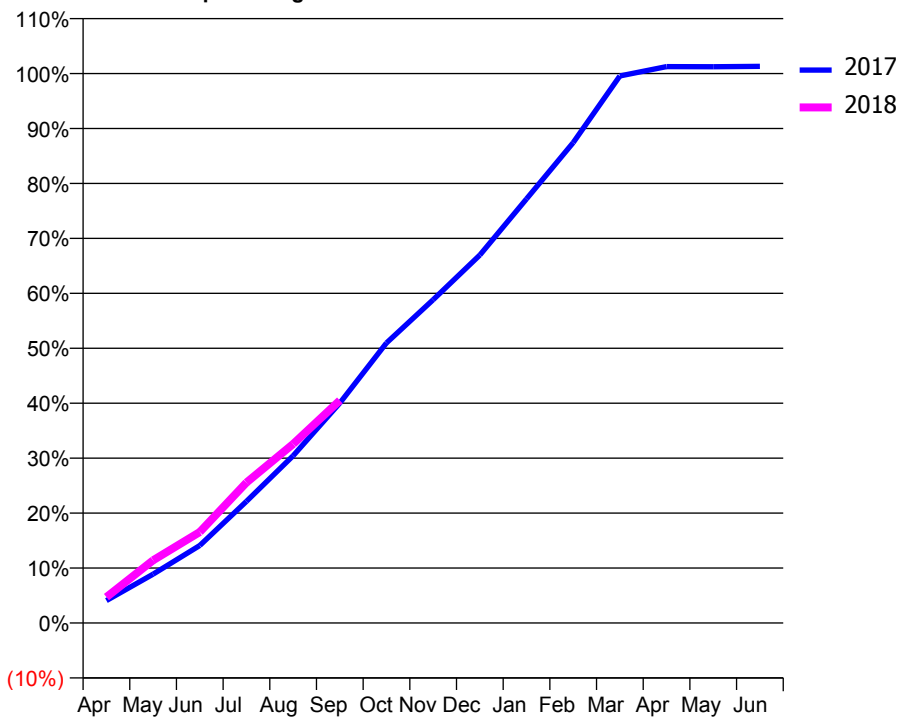
ACCESS*

Patients seen in 24 months	Total	Change since previous quarter
Quarter ending September 2016	2,359	
Quarter ending December 2016	2,644	↑
Quarter ending March 2017	2,899	↑
Quarter ending June 2017	2,973	↑
Quarter ending September 2017	3,025	→
Variance since September 2016	28.2%	↑



ACTIVITY

Cumulative percentage of contracted UDA delivered 2017 & 2018



Month	Adjusted Scheduled Activity (UDA)	
	2017	2018
April	396	434
May	860	1,049
June	1,365	1,521
July	2,141	2,346
August	2,942	2,992
September	3,868	3,721
October	4,928	
November	5,686	
December	6,471	
January	7,459	
February	8,449	
March	9,622	
April	9,786	
May	9,783	
June	9,790	

QUALITY

	Quantity	Base Number	Contract	LHB	Wales
% of FP17s for the same patient ID Re-attending within 3 months - Children	23	338	6.8%	7.1%	10.9%
% of FP17s for the same patient ID Re-attending within 3 months - Adults	123	1,611	7.6%	13.5%	16.2%
% of FP17s for the same patient ID Re-attending between 3 & 9 months - Children	204	338	60.4%	54.9%	58.9%
% of FP17s for the same patient ID Re-attending between 3 & 9 months - Adults	1,057	1,611	65.6%	54.2%	55.2%
% of FP17s for Band 1 Urgent Courses	153	1,839	8.3%	8.5%	9.1%
% of FP17s Relating to Free Repair or Replacements	11	1,839	0.6%	0.7%	0.8%
% of FP17s Relating to Continuations	0	1,839	0.0%	0.7%	0.8%
% of Patients satisfied with the dentistry they have received	27	28	96.4%	93.0%	92.0%
% of Patients satisfied with the time they had to wait for an appointment	27	28	96.4%	90.9%	87.6%

* This is based on patients treated on this contract for their most recent course of treatment. Figures in italics indicate the base number of FP17s or Patient Questionnaire responses are less than 100. N/A is shown where the base number of responses is less than 10 during the period. % is calculated as Quantity/Base number*100

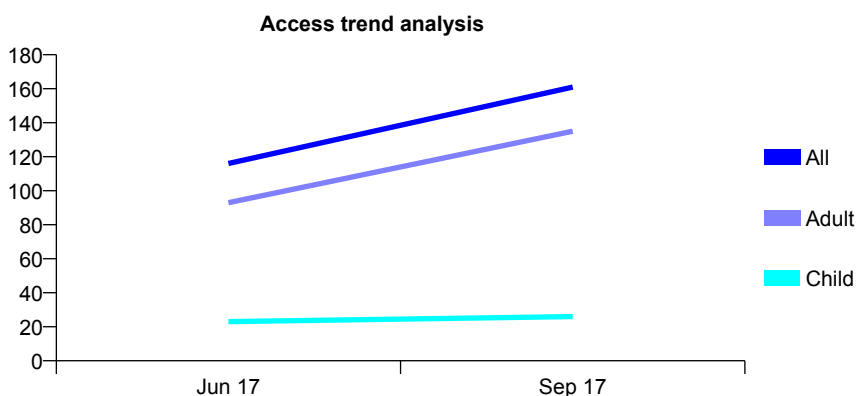
7A6 - Vital Signs At a Glance Contract Report for 100360/0000 - September 2017

Name or company name	Blackwood Dental Centre.
Contract type name	PDS Contract
Purpose of contract	General
Contract start date	01/04/2017
Contract end date	31/03/2019

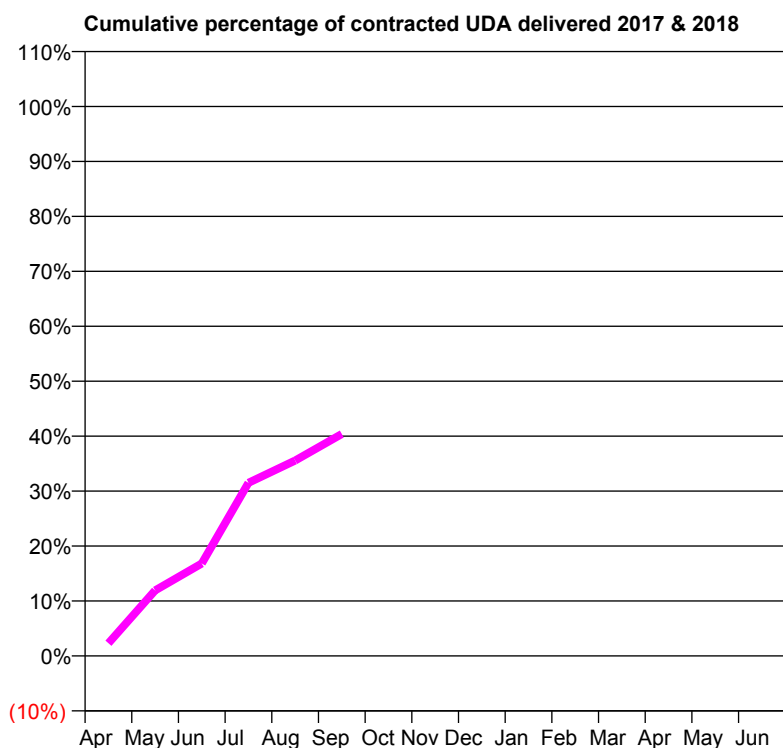
17/18 Contracted general activity (UDA)	1,600
Carry forward general activity (UDA)	0
17/18 Contracted orthodontic activity (UOA)	0
Carry forward orthodontic activity (UOA)	0
Baseline contract value	£42,199.04

ACCESS*

Patients seen in 24 months	Total	Change since previous quarter
Quarter ending September 2016	0	
Quarter ending December 2016	0	
Quarter ending March 2017	0	
Quarter ending June 2017	116	↑
Quarter ending September 2017	161	↑
Variance since September 2016	N/A	



ACTIVITY



Month	Adjusted Scheduled Activity (UDA)	
	2017	2018
April	0	37
May	0	191
June	0	269
July	0	504
August	0	569
September	0	646
October	0	
November	0	
December	0	
January	0	
February	0	
March	0	
April	0	
May	0	
June	0	

QUALITY

	Quantity	Base Number	Contract	LHB	Wales
% of FP17s for the same patient ID Re-attending within 3 months - Children	2	30	6.7%	8.5%	10.9%
% of FP17s for the same patient ID Re-attending within 3 months - Adults	6	165	3.6%	15.0%	16.2%
% of FP17s for the same patient ID Re-attending between 3 & 9 months - Children	0	30	0.0%	58.0%	58.9%
% of FP17s for the same patient ID Re-attending between 3 & 9 months - Adults	0	165	0.0%	54.7%	55.2%
% of FP17s for Band 1 Urgent Courses	7	195	3.6%	9.3%	9.1%
% of FP17s Relating to Free Repair or Replacements	0	195	0.0%	0.8%	0.8%
% of FP17s Relating to Continuations	1	195	0.5%	0.7%	0.8%
% of Patients satisfied with the dentistry they have received	0	0	N/A	91.3%	92.0%
% of Patients satisfied with the time they had to wait for an appointment	0	0	N/A	86.7%	87.6%

* This is based on patients treated on this contract for their most recent course of treatment. Figures in italics indicate the base number of FP17s or Patient Questionnaire responses are less than 100. N/A is shown where the base number of responses is less than 10 during the period. % is calculated as Quantity/Base number*100

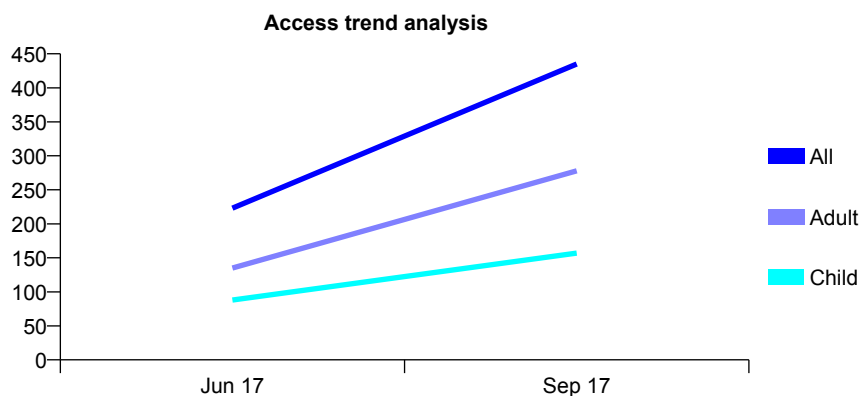
7A6 - Vital Signs At a Glance Contract Report for 100361/0000 - September 2017

Name or company name	Ali Jahanfar & Regina Appah
Contract type name	PDS Contract
Purpose of contract	General
Contract start date	01/04/2017
Contract end date	31/03/2019

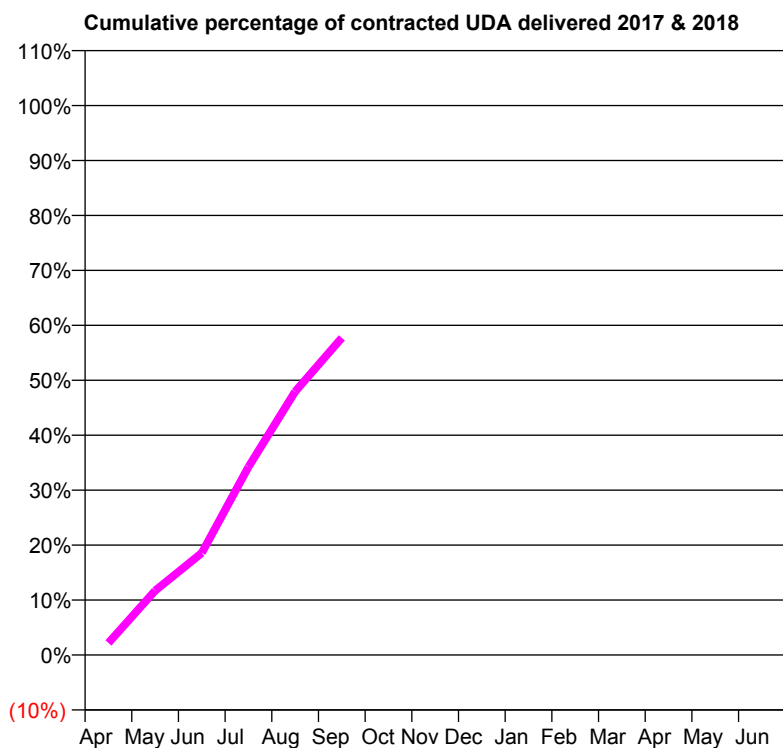
17/18 Contracted general activity (UDA)	1,600
Carry forward general activity (UDA)	0
17/18 Contracted orthodontic activity (UOA)	0
Carry forward orthodontic activity (UOA)	0
Baseline contract value	£42,199.04

ACCESS*

Patients seen in 24 months	Total	Change since previous quarter
Quarter ending September 2016	0	
Quarter ending December 2016	0	
Quarter ending March 2017	0	
Quarter ending June 2017	223	↑
Quarter ending September 2017	435	↑
Variance since September 2016	N/A	



ACTIVITY



Month	Adjusted Scheduled Activity (UDA)	
	2017	2018
April	0	35
May	0	187
June	0	297
July	0	548
August	0	767
September	0	923
October	0	
November	0	
December	0	
January	0	
February	0	
March	0	
April	0	
May	0	
June	0	

QUALITY

	Quantity	Base Number	Contract	LHB	Wales
% of FP17s for the same patient ID Re-attending within 3 months - Children	0	157	0.0%	8.5%	10.9%
% of FP17s for the same patient ID Re-attending within 3 months - Adults	0	285	0.0%	15.0%	16.2%
% of FP17s for the same patient ID Re-attending between 3 & 9 months - Children	0	157	0.0%	58.0%	58.9%
% of FP17s for the same patient ID Re-attending between 3 & 9 months - Adults	1	285	0.4%	54.7%	55.2%
% of FP17s for Band 1 Urgent Courses	7	442	1.6%	9.3%	9.1%
% of FP17s Relating to Free Repair or Replacements	0	442	0.0%	0.8%	0.8%
% of FP17s Relating to Continuations	0	442	0.0%	0.7%	0.8%
% of Patients satisfied with the dentistry they have received	0	0	N/A	91.3%	92.0%
% of Patients satisfied with the time they had to wait for an appointment	0	0	N/A	86.7%	87.6%

* This is based on patients treated on this contract for their most recent course of treatment. Figures in italics indicate the base number of FP17s or Patient Questionnaire responses are less than 100. N/A is shown where the base number of responses is less than 10 during the period. % is calculated as Quantity/Base number*100

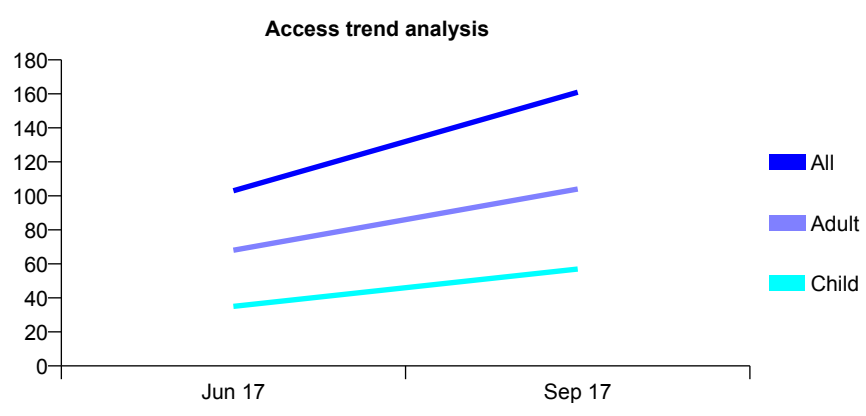
7A6 - Vital Signs At a Glance Contract Report for 100362/0000 - September 2017

Name or company name	Cwmbran Dental Spa
Contract type name	PDS Contract
Purpose of contract	General
Contract start date	01/04/2017
Contract end date	31/03/2019

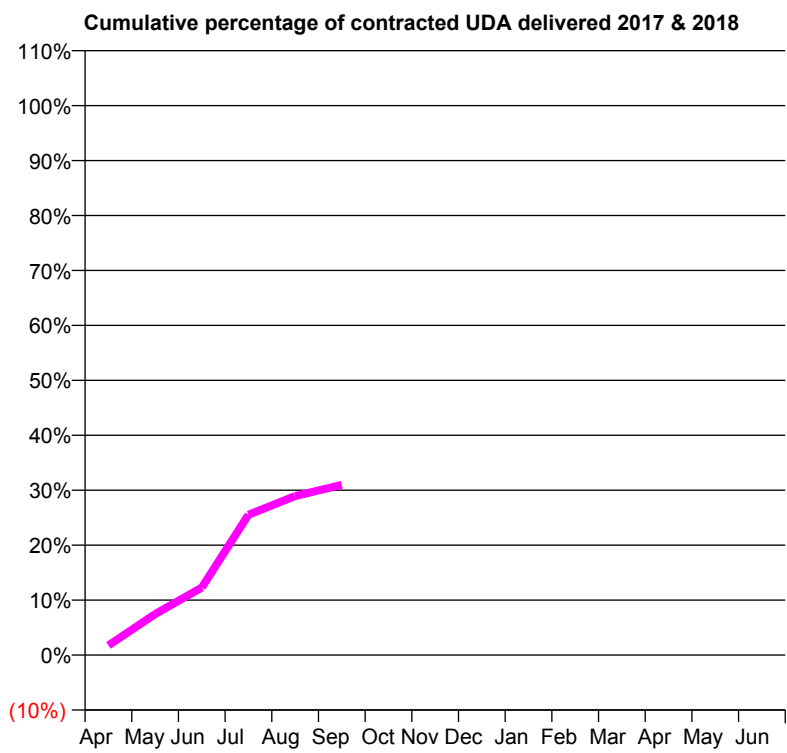
17/18 Contracted general activity (UDA)	1,600
Carry forward general activity (UDA)	0
17/18 Contracted orthodontic activity (UOA)	0
Carry forward orthodontic activity (UOA)	0
Baseline contract value	£42,199.04

ACCESS*

Patients seen in 24 months	Total	Change since previous quarter
Quarter ending September 2016	0	
Quarter ending December 2016	0	
Quarter ending March 2017	0	
Quarter ending June 2017	103	↑
Quarter ending September 2017	161	↑
Variance since September 2016	N/A	



ACTIVITY



Month	Adjusted Scheduled Activity (UDA)	
	2017	2018
April	0	28
May	0	119
June	0	197
July	0	409
August	0	463
September	0	496
October	0	
November	0	
December	0	
January	0	
February	0	
March	0	
April	0	
May	0	
June	0	

QUALITY

	Quantity	Base Number	Contract	LHB	Wales
% of FP17s for the same patient ID Re-attending within 3 months - Children	0	59	0.0%	8.5%	10.9%
% of FP17s for the same patient ID Re-attending within 3 months - Adults	5	150	3.3%	15.0%	16.2%
% of FP17s for the same patient ID Re-attending between 3 & 9 months - Children	0	59	0.0%	58.0%	58.9%
% of FP17s for the same patient ID Re-attending between 3 & 9 months - Adults	0	150	0.0%	54.7%	55.2%
% of FP17s for Band 1 Urgent Courses	39	209	18.7%	9.3%	9.1%
% of FP17s Relating to Free Repair or Replacements	0	209	0.0%	0.8%	0.8%
% of FP17s Relating to Continuations	2	209	1.0%	0.7%	0.8%
% of Patients satisfied with the dentistry they have received	0	0	N/A	91.3%	92.0%
% of Patients satisfied with the time they had to wait for an appointment	0	0	N/A	86.7%	87.6%

* This is based on patients treated on this contract for their most recent course of treatment. Figures in italics indicate the base number of FP17s or Patient Questionnaire responses are less than 100. N/A is shown where the base number of responses is less than 10 during the period. % is calculated as Quantity/Base number*100

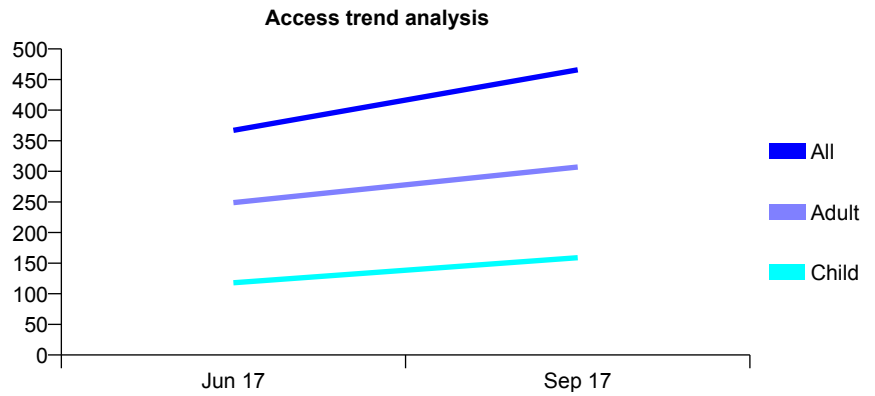
7A6 - Vital Signs At a Glance Contract Report for 100363/0000 - September 2017

Name or company name	Grove Surgery Ltd
Contract type name	PDS Contract
Purpose of contract	General
Contract start date	01/04/2017
Contract end date	31/03/2019

17/18 Contracted general activity (UDA)	1,600
Carry forward general activity (UDA)	0
17/18 Contracted orthodontic activity (UOA)	0
Carry forward orthodontic activity (UOA)	0
Baseline contract value	£42,199.04

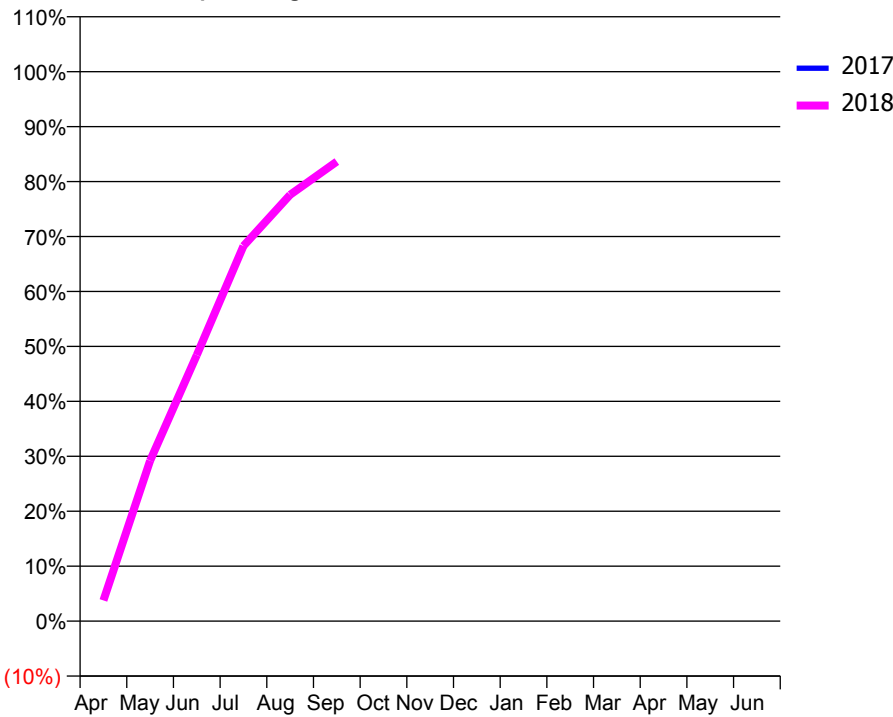
ACCESS*

Patients seen in 24 months	Total	Change since previous quarter
Quarter ending September 2016	0	
Quarter ending December 2016	0	
Quarter ending March 2017	0	
Quarter ending June 2017	367	↑
Quarter ending September 2017	466	↑
Variance since September 2016	N/A	



ACTIVITY

Cumulative percentage of contracted UDA delivered 2017 & 2018



Month	Adjusted Scheduled Activity (UDA)	
	2017	2018
April	0	60
May	0	467
June	0	775
July	0	1,092
August	0	1,241
September	0	1,338
October	0	
November	0	
December	0	
January	0	
February	0	
March	0	
April	0	
May	0	
June	0	

QUALITY

	Quantity	Base Number	Contract	LHB	Wales
% of FP17s for the same patient ID Re-attending within 3 months - Children	4	183	2.2%	8.5%	10.9%
% of FP17s for the same patient ID Re-attending within 3 months - Adults	34	413	8.2%	15.0%	16.2%
% of FP17s for the same patient ID Re-attending between 3 & 9 months - Children	1	183	0.5%	58.0%	58.9%
% of FP17s for the same patient ID Re-attending between 3 & 9 months - Adults	4	413	1.0%	54.7%	55.2%
% of FP17s for Band 1 Urgent Courses	105	596	17.6%	9.3%	9.1%
% of FP17s Relating to Free Repair or Replacements	0	596	0.0%	0.8%	0.8%
% of FP17s Relating to Continuations	2	596	0.3%	0.7%	0.8%
% of Patients satisfied with the dentistry they have received	1	2	N/A	91.3%	92.0%
% of Patients satisfied with the time they had to wait for an appointment	2	2	N/A	86.7%	87.6%

* This is based on patients treated on this contract for their most recent course of treatment. Figures in italics indicate the base number of FP17s or Patient Questionnaire responses are less than 100. N/A is shown where the base number of responses is less than 10 during the period. % is calculated as Quantity/Base number*100

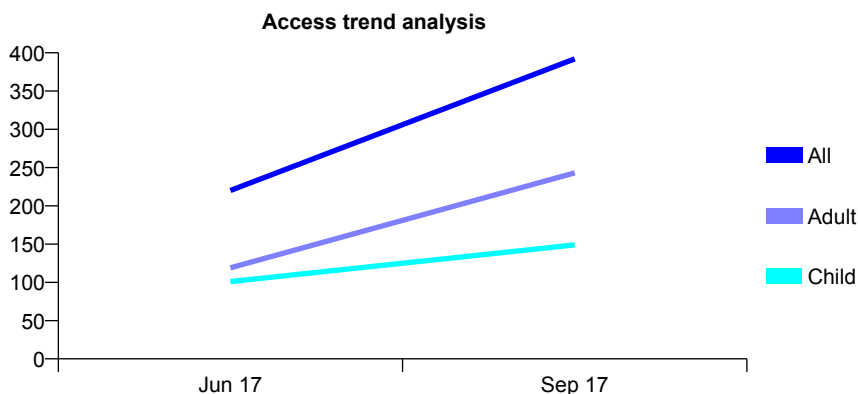
7A6 - Vital Signs At a Glance Contract Report for 100364/0000 - September 2017

Name or company name	MR JD COOK
Contract type name	PDS Contract
Purpose of contract	General
Contract start date	01/04/2017
Contract end date	31/03/2019

17/18 Contracted general activity (UDA)	1,600
Carry forward general activity (UDA)	0
17/18 Contracted orthodontic activity (UOA)	0
Carry forward orthodontic activity (UOA)	0
Baseline contract value	£42,199.04

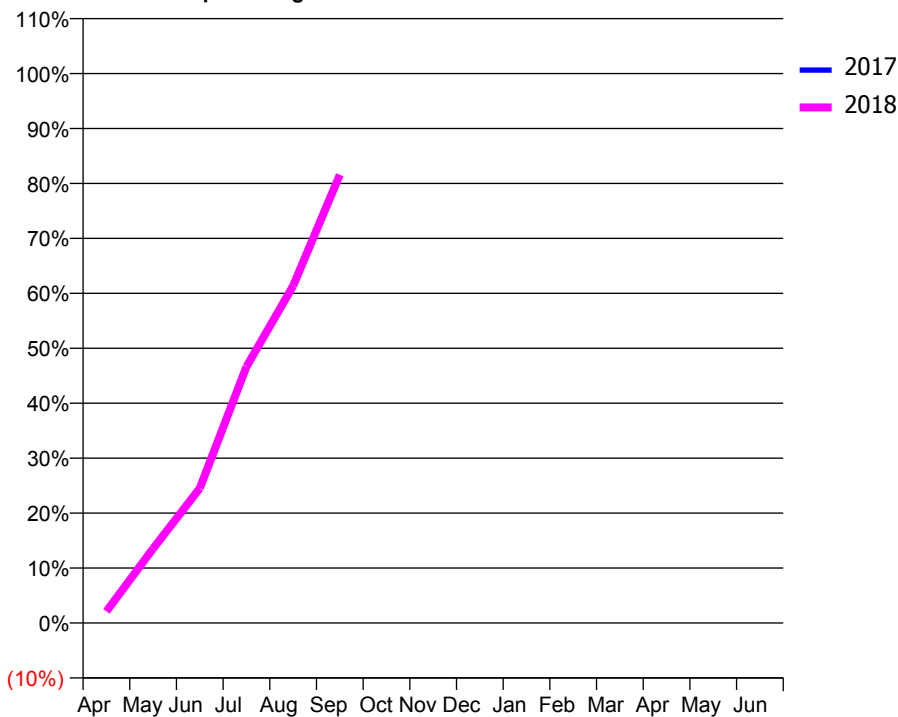
ACCESS*

Patients seen in 24 months	Total	Change since previous quarter
Quarter ending September 2016	0	
Quarter ending December 2016	0	
Quarter ending March 2017	0	
Quarter ending June 2017	220	↑
Quarter ending September 2017	392	↑
Variance since September 2016	N/A	



ACTIVITY

Cumulative percentage of contracted UDA delivered 2017 & 2018



Month	Adjusted Scheduled Activity (UDA)	
	2017	2018
April	0	34
May	0	217
June	0	392
July	0	747
August	0	982
September	0	1,305
October	0	
November	0	
December	0	
January	0	
February	0	
March	0	
April	0	
May	0	
June	0	

QUALITY

	Quantity	Base Number	Contract	LHB	Wales
% of FP17s for the same patient ID Re-attending within 3 months - Children	3	176	1.7%	8.5%	10.9%
% of FP17s for the same patient ID Re-attending within 3 months - Adults	5	291	1.7%	15.0%	16.2%
% of FP17s for the same patient ID Re-attending between 3 & 9 months - Children	12	176	6.8%	58.0%	58.9%
% of FP17s for the same patient ID Re-attending between 3 & 9 months - Adults	7	291	2.4%	54.7%	55.2%
% of FP17s for Band 1 Urgent Courses	35	467	7.5%	9.3%	9.1%
% of FP17s Relating to Free Repair or Replacements	1	467	0.2%	0.8%	0.8%
% of FP17s Relating to Continuations	1	467	0.2%	0.7%	0.8%
% of Patients satisfied with the dentistry they have received	4	4	N/A	91.3%	92.0%
% of Patients satisfied with the time they had to wait for an appointment	4	4	N/A	86.7%	87.6%

* This is based on patients treated on this contract for their most recent course of treatment. Figures in italics indicate the base number of FP17s or Patient Questionnaire responses are less than 100. N/A is shown where the base number of responses is less than 10 during the period. % is calculated as Quantity/Base number*100

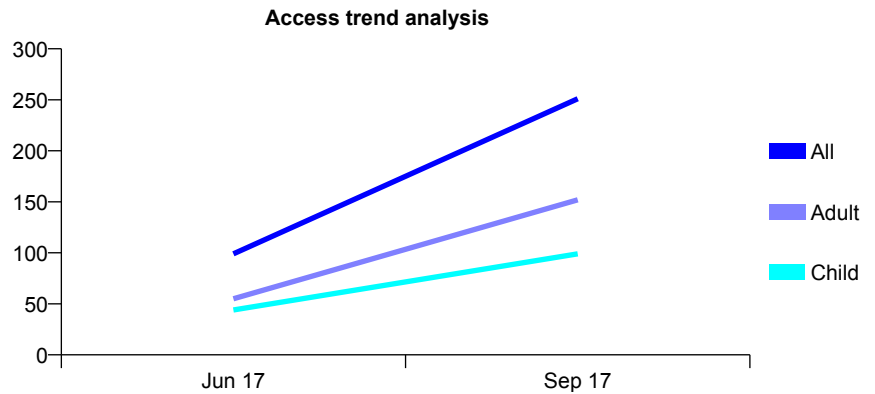
7A6 - Vital Signs At a Glance Contract Report for 100366/0000 - September 2017

Name or company name	Newport Dental Care Partnership
Contract type name	PDS Contract
Purpose of contract	General
Contract start date	01/04/2017
Contract end date	31/03/2019

17/18 Contracted general activity (UDA)	1,600
Carry forward general activity (UDA)	0
17/18 Contracted orthodontic activity (UOA)	0
Carry forward orthodontic activity (UOA)	0
Baseline contract value	£42,199.04

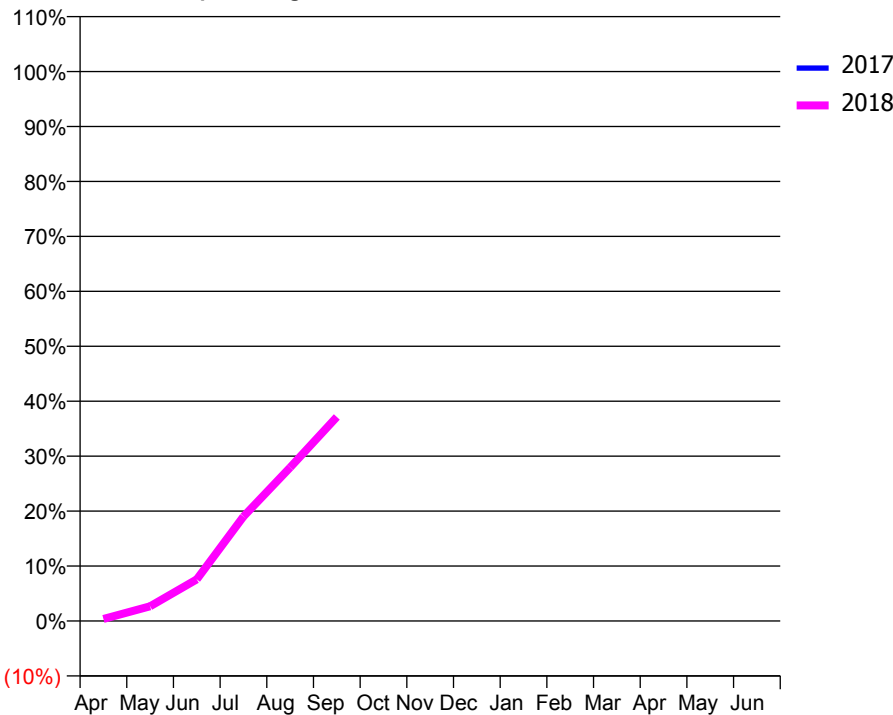
ACCESS*

Patients seen in 24 months	Total	Change since previous quarter
Quarter ending September 2016	0	
Quarter ending December 2016	0	
Quarter ending March 2017	0	
Quarter ending June 2017	99	↑
Quarter ending September 2017	251	↑
Variance since September 2016	N/A	



ACTIVITY

Cumulative percentage of contracted UDA delivered 2017 & 2018



Month	Adjusted Scheduled Activity (UDA)	
	2017	2018
April	0	6
May	0	43
June	0	121
July	0	304
August	0	447
September	0	594
October	0	
November	0	
December	0	
January	0	
February	0	
March	0	
April	0	
May	0	
June	0	

QUALITY

	Quantity	Base Number	Contract	LHB	Wales
% of FP17s for the same patient ID Re-attending within 3 months - Children	0	95	0.0%	8.5%	10.9%
% of FP17s for the same patient ID Re-attending within 3 months - Adults	1	136	0.7%	15.0%	16.2%
% of FP17s for the same patient ID Re-attending between 3 & 9 months - Children	0	95	0.0%	58.0%	58.9%
% of FP17s for the same patient ID Re-attending between 3 & 9 months - Adults	0	136	0.0%	54.7%	55.2%
% of FP17s for Band 1 Urgent Courses	2	231	0.9%	9.3%	9.1%
% of FP17s Relating to Free Repair or Replacements	0	231	0.0%	0.8%	0.8%
% of FP17s Relating to Continuations	0	231	0.0%	0.7%	0.8%
% of Patients satisfied with the dentistry they have received	0	0	N/A	91.3%	92.0%
% of Patients satisfied with the time they had to wait for an appointment	0	0	N/A	86.7%	87.6%

* This is based on patients treated on this contract for their most recent course of treatment. Figures in italics indicate the base number of FP17s or Patient Questionnaire responses are less than 100. N/A is shown where the base number of responses is less than 10 during the period. % is calculated as Quantity/Base number*100

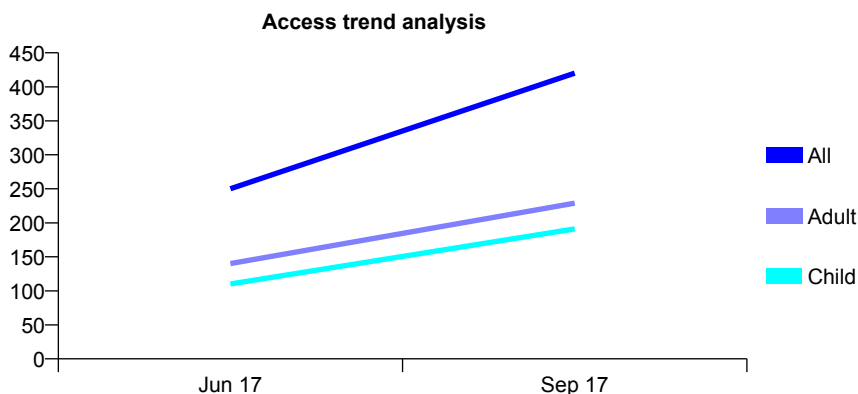
7A6 - Vital Signs At a Glance Contract Report for 100379/0000 - September 2017

Name or company name	MR S BAKER
Contract type name	GDS Contract
Purpose of contract	General
Contract start date	22/03/2017
Contract end date	

17/18 Contracted general activity (UDA)	1,715
Carry forward general activity (UDA)	27
17/18 Contracted orthodontic activity (UOA)	0
Carry forward orthodontic activity (UOA)	0
Baseline contract value	£73,767.36

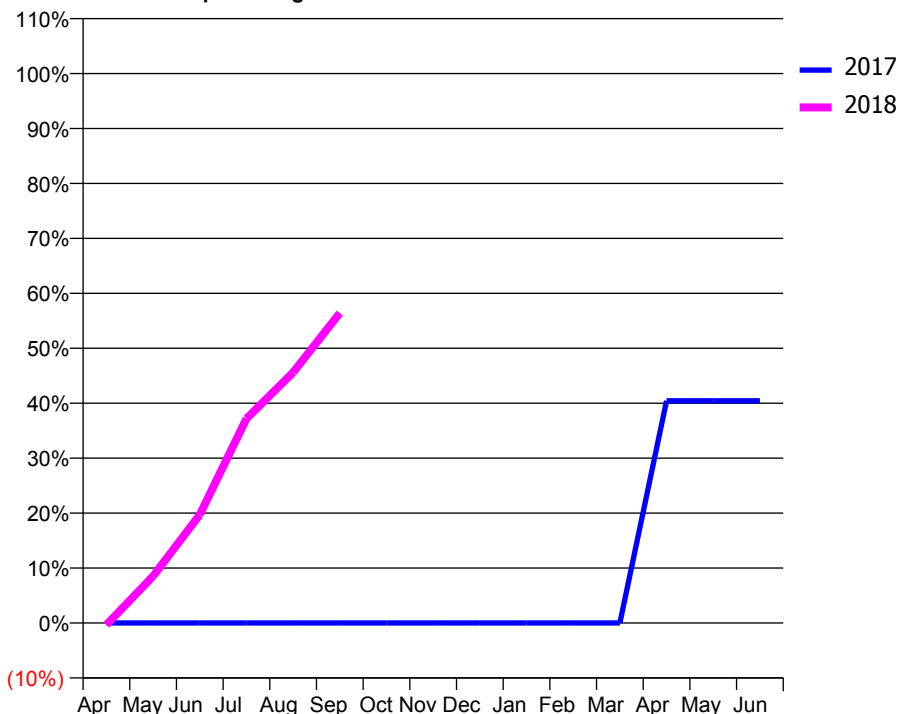
ACCESS*

Patients seen in 24 months	Total	Change since previous quarter
Quarter ending September 2016	0	
Quarter ending December 2016	0	
Quarter ending March 2017	0	
Quarter ending June 2017	250	↑
Quarter ending September 2017	420	↑
Variance since September 2016	N/A	



ACTIVITY

Cumulative percentage of contracted UDA delivered 2017 & 2018



Adjusted Scheduled Activity (UDA)

Month	2017	2018
April	0	-6
May	0	146
June	0	338
July	0	638
August	0	782
September	0	967
October	0	
November	0	
December	0	
January	0	
February	0	
March	0	
April	19	
May	19	
June	19	

QUALITY

	Quantity	Base Number	Contract	LHB	Wales
% of FP17s for the same patient ID Re-attending within 3 months - Children	5	192	2.6%	8.5%	10.9%
% of FP17s for the same patient ID Re-attending within 3 months - Adults	35	278	12.6%	15.0%	16.2%
% of FP17s for the same patient ID Re-attending between 3 & 9 months - Children	3	192	1.6%	58.0%	58.9%
% of FP17s for the same patient ID Re-attending between 3 & 9 months - Adults	7	278	2.5%	54.7%	55.2%
% of FP17s for Band 1 Urgent Courses	32	452	7.1%	9.3%	9.1%
% of FP17s Relating to Free Repair or Replacements	2	452	0.4%	0.8%	0.8%
% of FP17s Relating to Continuations	2	452	0.4%	0.7%	0.8%
% of Patients satisfied with the dentistry they have received	0	0	N/A	91.3%	92.0%
% of Patients satisfied with the time they had to wait for an appointment	0	0	N/A	86.7%	87.6%

* This is based on patients treated on this contract for their most recent course of treatment. Figures in italics indicate the base number of FP17s or Patient Questionnaire responses are less than 100. N/A is shown where the base number of responses is less than 10 during the period. % is calculated as Quantity/Base number*100

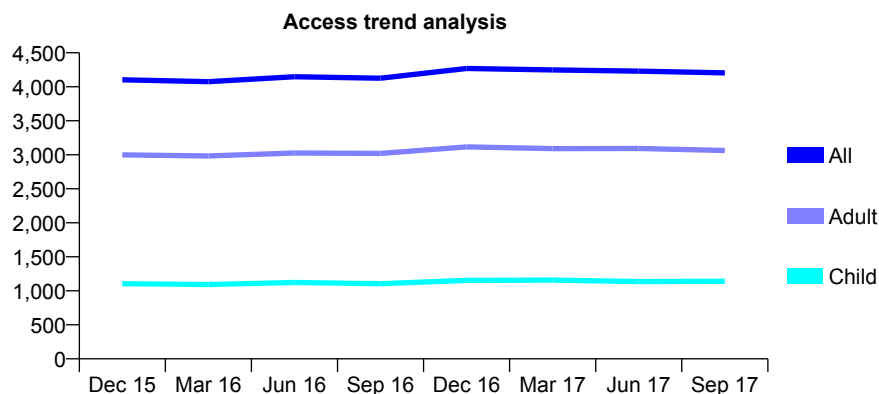
7A6 - Vital Signs At a Glance Contract Report for 101281/0135 - September 2017

Name or company name	OASIS DENTAL CARE LTD
Contract type name	GDS Contract
Purpose of contract	General
Contract start date	01/04/2006
Contract end date	

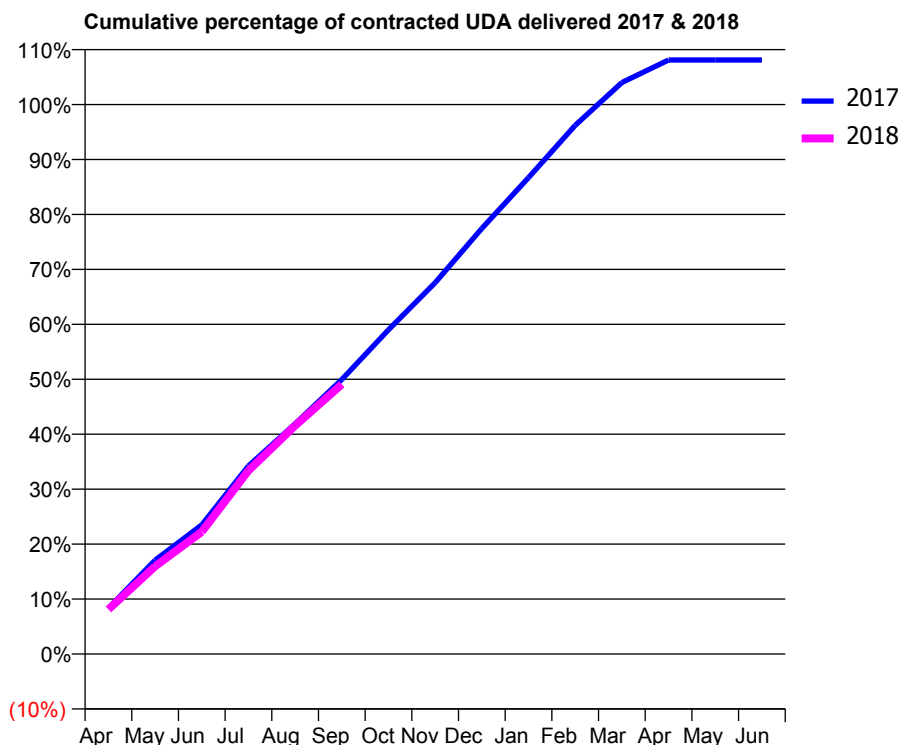
17/18 Contracted general activity (UDA)	16,432
Carry forward general activity (UDA)	-822
17/18 Contracted orthodontic activity (UOA)	0
Carry forward orthodontic activity (UOA)	0
Baseline contract value	£407,632.01

ACCESS*

Patients seen in 24 months	Total	Change since previous quarter
Quarter ending September 2016	4,126	
Quarter ending December 2016	4,269	↑
Quarter ending March 2017	4,248	→
Quarter ending June 2017	4,230	→
Quarter ending September 2017	4,204	→
Variance since September 2016	1.9%	→



ACTIVITY



Month	Adjusted Scheduled Activity (UDA)	
	2017	2018
April	1,374	1,334
May	2,806	2,623
June	3,861	3,653
July	5,624	5,485
August	6,883	6,830
September	8,209	8,064
October	9,697	
November	11,104	
December	12,726	
January	14,244	
February	15,807	
March	17,088	
April	17,761	
May	17,762	
June	17,762	

QUALITY

	Quantity	Base Number	Contract	LHB	Wales
% of FP17s for the same patient ID Re-attending within 3 months - Children	65	919	7.1%	8.5%	10.9%
% of FP17s for the same patient ID Re-attending within 3 months - Adults	365	2,525	14.5%	15.0%	16.2%
% of FP17s for the same patient ID Re-attending between 3 & 9 months - Children	661	919	71.9%	58.0%	58.9%
% of FP17s for the same patient ID Re-attending between 3 & 9 months - Adults	1,717	2,525	68.0%	54.7%	55.2%
% of FP17s for Band 1 Urgent Courses	205	3,180	6.4%	9.3%	9.1%
% of FP17s Relating to Free Repair or Replacements	45	3,180	1.4%	0.8%	0.8%
% of FP17s Relating to Continuations	43	3,180	1.4%	0.7%	0.8%
% of Patients satisfied with the dentistry they have received	14	17	82.4%	91.3%	92.0%
% of Patients satisfied with the time they had to wait for an appointment	14	17	82.4%	86.7%	87.6%

* This is based on patients treated on this contract for their most recent course of treatment. Figures in italics indicate the base number of FP17s or Patient Questionnaire responses are less than 100. N/A is shown where the base number of responses is less than 10 during the period. % is calculated as Quantity/Base number*100

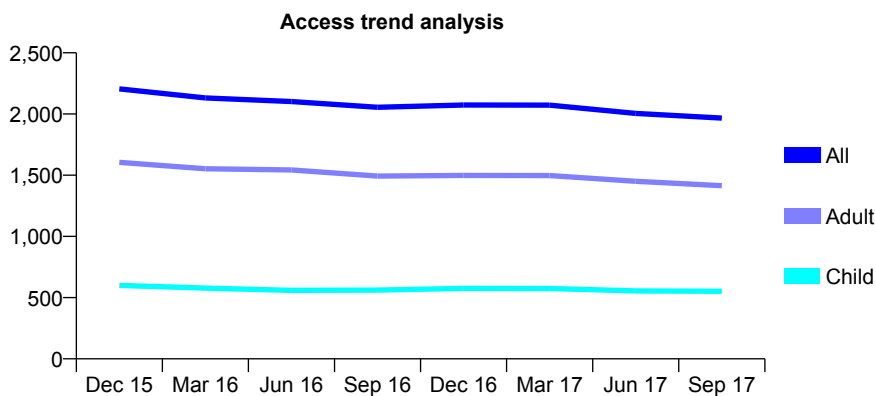
7A6 - Vital Signs At a Glance Contract Report for 101281/0136 - September 2017

Name or company name	OASIS DENTAL CARE LTD
Contract type name	GDS Contract
Purpose of contract	General
Contract start date	01/04/2006
Contract end date	

17/18 Contracted general activity (UDA)	6,487
Carry forward general activity (UDA)	-88
17/18 Contracted orthodontic activity (UOA)	0
Carry forward orthodontic activity (UOA)	0
Baseline contract value	£163,548.31

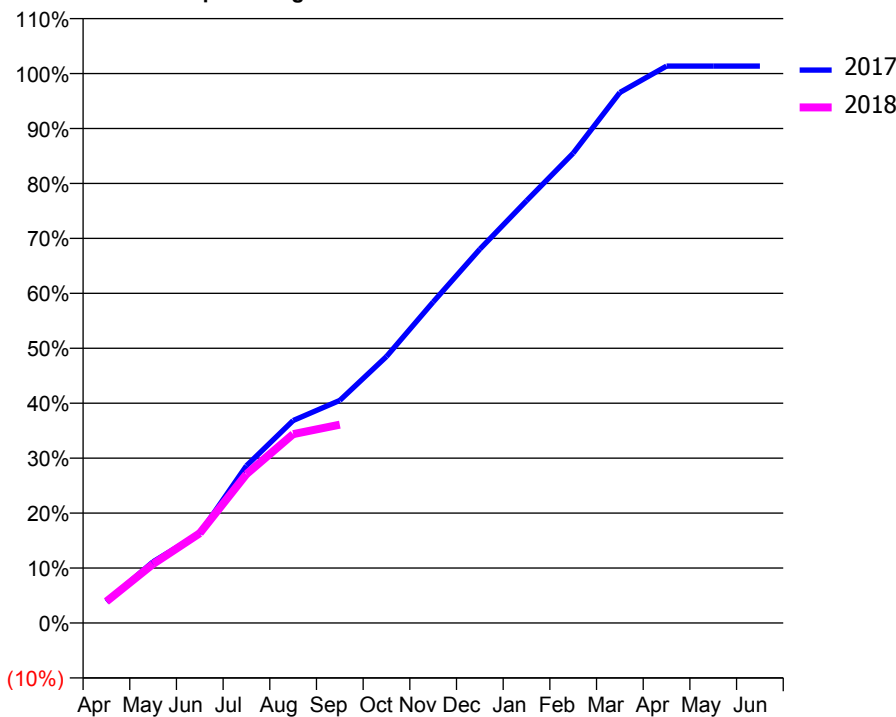
ACCESS*

Patients seen in 24 months	Total	Change since previous quarter
Quarter ending September 2016	2,055	
Quarter ending December 2016	2,074	→
Quarter ending March 2017	2,072	→
Quarter ending June 2017	2,005	↓
Quarter ending September 2017	1,967	↓
Variance since September 2016	(4.3%)	↓



ACTIVITY

Cumulative percentage of contracted UDA delivered 2017 & 2018



Month	Adjusted Scheduled Activity (UDA)	
	2017	2018
April	252	255
May	724	697
June	1,059	1,061
July	1,857	1,758
August	2,390	2,230
September	2,629	2,341
October	3,147	
November	3,789	
December	4,413	
January	4,985	
February	5,547	
March	6,263	
April	6,575	
May	6,575	
June	6,575	

QUALITY

	Quantity	Base Number	Contract	LHB	Wales
% of FP17s for the same patient ID Re-attending within 3 months - Children	25	381	6.6%	8.5%	10.9%
% of FP17s for the same patient ID Re-attending within 3 months - Adults	178	953	18.7%	15.0%	16.2%
% of FP17s for the same patient ID Re-attending between 3 & 9 months - Children	258	381	67.7%	58.0%	58.9%
% of FP17s for the same patient ID Re-attending between 3 & 9 months - Adults	591	953	62.0%	54.7%	55.2%
% of FP17s for Band 1 Urgent Courses	112	1,209	9.3%	9.3%	9.1%
% of FP17s Relating to Free Repair or Replacements	10	1,209	0.8%	0.8%	0.8%
% of FP17s Relating to Continuations	13	1,209	1.1%	0.7%	0.8%
% of Patients satisfied with the dentistry they have received	13	15	86.7%	91.3%	92.0%
% of Patients satisfied with the time they had to wait for an appointment	13	15	86.7%	86.7%	87.6%

* This is based on patients treated on this contract for their most recent course of treatment. Figures in italics indicate the base number of FP17s or Patient Questionnaire responses are less than 100. N/A is shown where the base number of responses is less than 10 during the period. % is calculated as Quantity/Base number*100

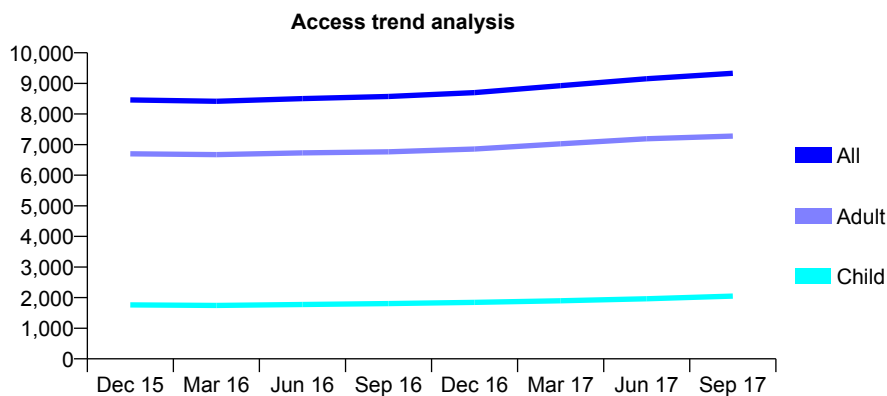
7A6 - Vital Signs At a Glance Contract Report for 101281/0160 - September 2017

Name or company name	OASIS DENTAL CARE LTD
Contract type name	GDS Contract
Purpose of contract	General
Contract start date	01/09/2006
Contract end date	

17/18 Contracted general activity (UDA)	25,813
Carry forward general activity (UDA)	-1,291
17/18 Contracted orthodontic activity (UOA)	0
Carry forward orthodontic activity (UOA)	0
Baseline contract value	£592,076.27

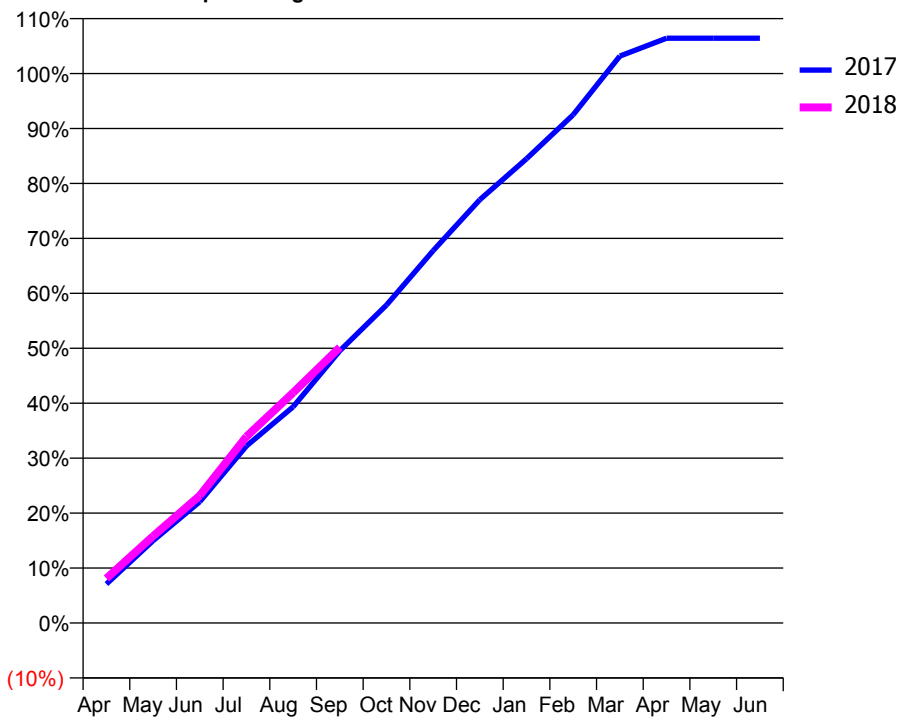
ACCESS*

Patients seen in 24 months	Total	Change since previous quarter
Quarter ending September 2016	8,571	
Quarter ending December 2016	8,701	→
Quarter ending March 2017	8,924	↑
Quarter ending June 2017	9,154	↑
Quarter ending September 2017	9,329	→
Variance since September 2016	8.8%	↑



ACTIVITY

Cumulative percentage of contracted UDA delivered 2017 & 2018



Month	Adjusted Scheduled Activity (UDA)	
	2017	2018
April	1,834	2,092
May	3,867	4,080
June	5,696	5,984
July	8,315	8,762
August	10,156	10,821
September	12,789	12,952
October	14,937	
November	17,494	
December	19,882	
January	21,807	
February	23,877	
March	26,632	
April	27,469	
May	27,471	
June	27,472	

QUALITY

	Quantity	Base Number	Contract	LHB	Wales
% of FP17s for the same patient ID Re-attending within 3 months - Children	86	1,617	5.3%	8.5%	10.9%
% of FP17s for the same patient ID Re-attending within 3 months - Adults	877	5,708	15.4%	15.0%	16.2%
% of FP17s for the same patient ID Re-attending between 3 & 9 months - Children	962	1,617	59.5%	58.0%	58.9%
% of FP17s for the same patient ID Re-attending between 3 & 9 months - Adults	3,330	5,708	58.3%	54.7%	55.2%
% of FP17s for Band 1 Urgent Courses	606	6,842	8.9%	9.3%	9.1%
% of FP17s Relating to Free Repair or Replacements	29	6,842	0.4%	0.8%	0.8%
% of FP17s Relating to Continuations	131	6,842	1.9%	0.7%	0.8%
% of Patients satisfied with the dentistry they have received	26	30	86.7%	91.3%	92.0%
% of Patients satisfied with the time they had to wait for an appointment	22	30	73.3%	86.7%	87.6%

* This is based on patients treated on this contract for their most recent course of treatment. Figures in italics indicate the base number of FP17s or Patient Questionnaire responses are less than 100. N/A is shown where the base number of responses is less than 10 during the period. % is calculated as Quantity/Base number*100

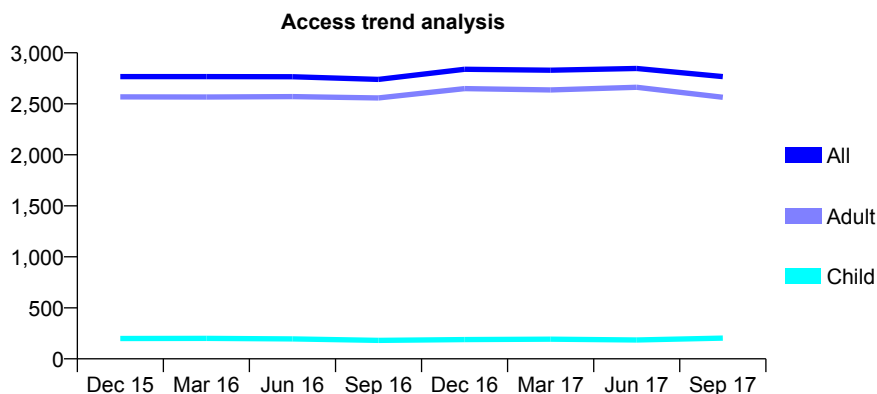
7A6 - Vital Signs At a Glance Contract Report for 107123/0006 - September 2017

Name or company name	Aneurin Bevan Health Board (Out of Hours)
Contract type name	GDS Contract
Purpose of contract	General
Contract start date	01/04/2013
Contract end date	

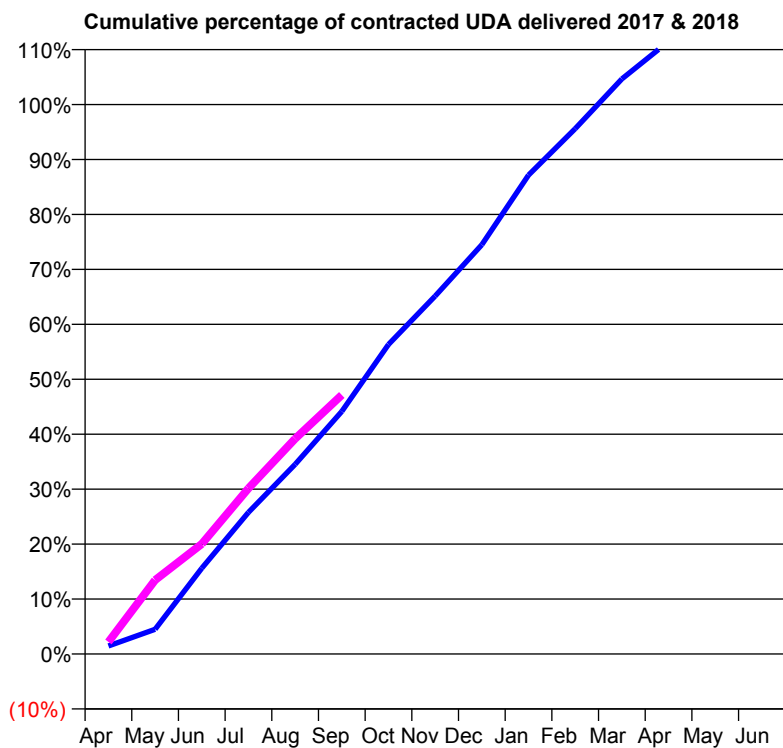
17/18 Contracted general activity (UDA)	3,777
Carry forward general activity (UDA)	0
17/18 Contracted orthodontic activity (UOA)	0
Carry forward orthodontic activity (UOA)	0
Baseline contract value	£372,439.20

ACCESS*

Patients seen in 24 months	Total	Change since previous quarter
Quarter ending September 2016	2,739	
Quarter ending December 2016	2,838	↑
Quarter ending March 2017	2,829	→
Quarter ending June 2017	2,847	→
Quarter ending September 2017	2,767	↓
Variance since September 2016	1.0%	→



ACTIVITY



Month	Adjusted Scheduled Activity (UDA)	
	2017	2018
April	55	83
May	170	509
June	590	757
July	974	1,139
August	1,304	1,479
September	1,667	1,781
October	2,128	
November	2,460	
December	2,813	
January	3,292	
February	3,611	
March	3,953	
April	4,210	
May	4,218	
June	4,219	

QUALITY

	Quantity	Base Number	Contract	LHB	Wales
% of FP17s for the same patient ID Re-attending within 3 months - Children	1	187	0.5%	8.5%	10.9%
% of FP17s for the same patient ID Re-attending within 3 months - Adults	43	1,495	2.9%	15.0%	16.2%
% of FP17s for the same patient ID Re-attending between 3 & 9 months - Children	2	187	1.1%	58.0%	58.9%
% of FP17s for the same patient ID Re-attending between 3 & 9 months - Adults	31	1,495	2.1%	54.7%	55.2%
% of FP17s for Band 1 Urgent Courses	1,455	1,460	99.7%	9.3%	9.1%
% of FP17s Relating to Free Repair or Replacements	0	1,460	0.0%	0.8%	0.8%
% of FP17s Relating to Continuations	0	1,460	0.0%	0.7%	0.8%
% of Patients satisfied with the dentistry they have received	2	3	N/A	91.3%	92.0%
% of Patients satisfied with the time they had to wait for an appointment	3	3	N/A	86.7%	87.6%

* This is based on patients treated on this contract for their most recent course of treatment. Figures in italics indicate the base number of FP17s or Patient Questionnaire responses are less than 100. N/A is shown where the base number of responses is less than 10 during the period. % is calculated as Quantity/Base number*100

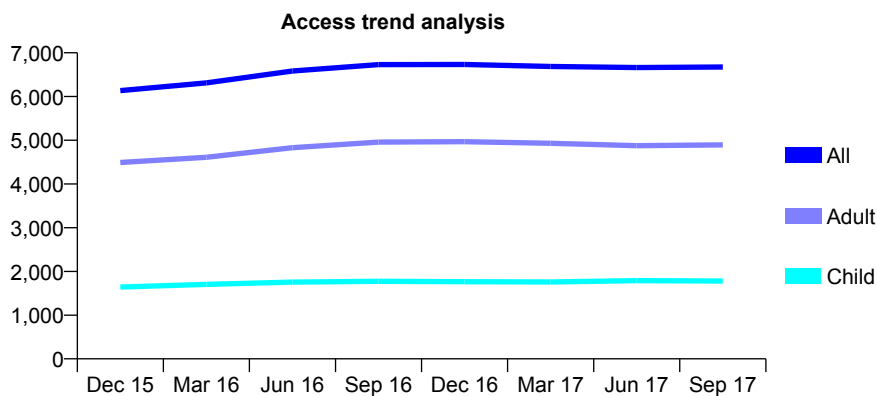
7A6 - Vital Signs At a Glance Contract Report for 110779/0001 - September 2017

Name or company name	Crown Cottage Dental Care
Contract type name	GDS Contract
Purpose of contract	General
Contract start date	01/11/2012
Contract end date	

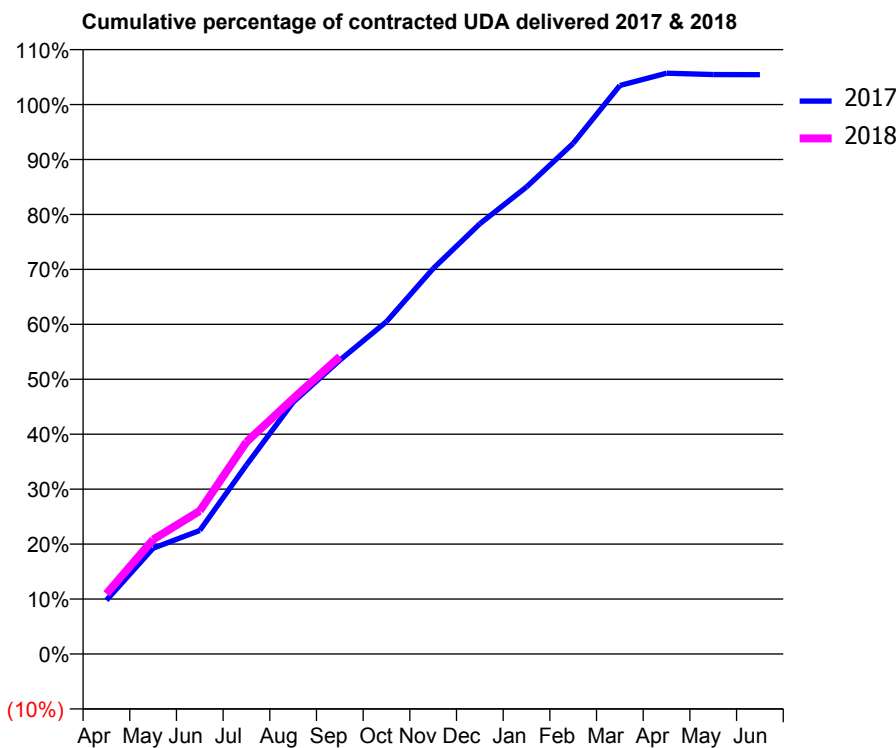
17/18 Contracted general activity (UDA)	19,208
Carry forward general activity (UDA)	-960
17/18 Contracted orthodontic activity (UOA)	0
Carry forward orthodontic activity (UOA)	0
Baseline contract value	£667,270.80

ACCESS*

Patients seen in 24 months	Total	Change since previous quarter
Quarter ending September 2016	6,730	
Quarter ending December 2016	6,733	→
Quarter ending March 2017	6,687	→
Quarter ending June 2017	6,664	→
Quarter ending September 2017	6,675	→
Variance since September 2016	(0.8%)	→



ACTIVITY



Month	Adjusted Scheduled Activity (UDA)	
	2017	2018
April	1,879	2,105
May	3,697	4,002
June	4,317	5,006
July	6,609	7,416
August	8,801	8,926
September	10,273	10,396
October	11,618	
November	13,472	
December	15,042	
January	16,324	
February	17,850	
March	19,874	
April	20,300	
May	20,253	
June	20,252	

QUALITY

	Quantity	Base Number	Contract	LHB	Wales
% of FP17s for the same patient ID Re-attending within 3 months - Children	57	1,331	4.3%	8.5%	10.9%
% of FP17s for the same patient ID Re-attending within 3 months - Adults	264	3,316	8.0%	15.0%	16.2%
% of FP17s for the same patient ID Re-attending between 3 & 9 months - Children	724	1,331	54.4%	58.0%	58.9%
% of FP17s for the same patient ID Re-attending between 3 & 9 months - Adults	1,929	3,316	58.2%	54.7%	55.2%
% of FP17s for Band 1 Urgent Courses	215	4,467	4.8%	9.3%	9.1%
% of FP17s Relating to Free Repair or Replacements	20	4,467	0.4%	0.8%	0.8%
% of FP17s Relating to Continuations	9	4,467	0.2%	0.7%	0.8%
% of Patients satisfied with the dentistry they have received	16	18	88.9%	91.3%	92.0%
% of Patients satisfied with the time they had to wait for an appointment	16	18	88.9%	86.7%	87.6%

* This is based on patients treated on this contract for their most recent course of treatment. Figures in italics indicate the base number of FP17s or Patient Questionnaire responses are less than 100. N/A is shown where the base number of responses is less than 10 during the period. % is calculated as Quantity/Base number*100

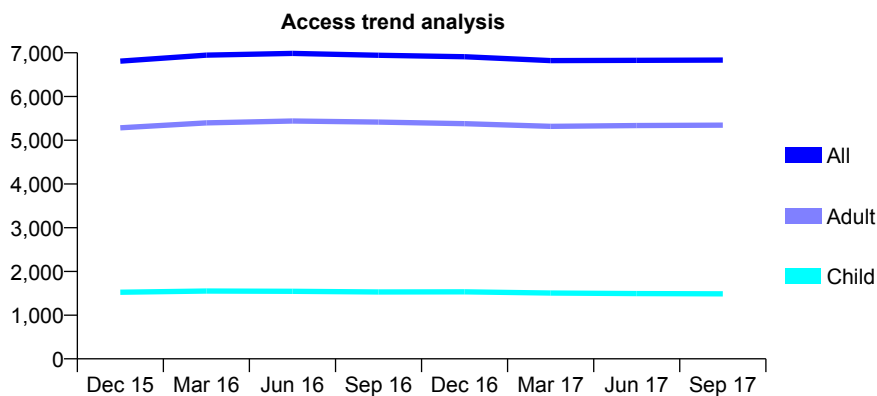
7A6 - Vital Signs At a Glance Contract Report for 115770/0001 - September 2017

Name or company name	Thomas and Stroud Dental Surgery
Contract type name	GDS Contract
Purpose of contract	General
Contract start date	01/12/2009
Contract end date	

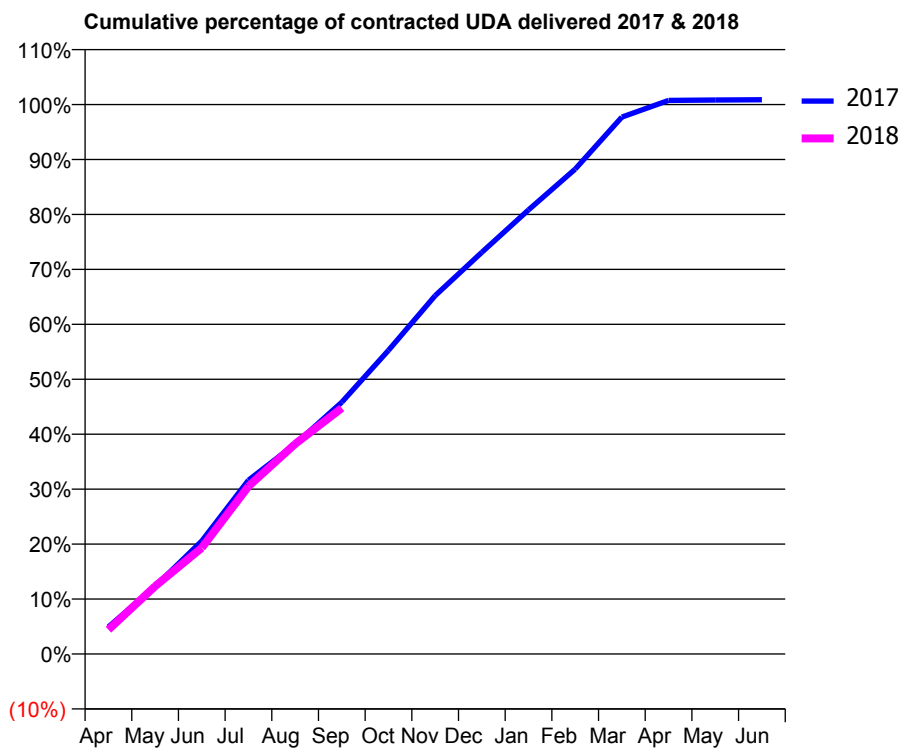
17/18 Contracted general activity (UDA)	17,576
Carry forward general activity (UDA)	-154
17/18 Contracted orthodontic activity (UOA)	0
Carry forward orthodontic activity (UOA)	0
Baseline contract value	£581,569.22

ACCESS*

Patients seen in 24 months	Total	Change since previous quarter
Quarter ending September 2016	6,943	
Quarter ending December 2016	6,910	→
Quarter ending March 2017	6,822	↓
Quarter ending June 2017	6,827	→
Quarter ending September 2017	6,833	→
Variance since September 2016	(1.6%)	↓



ACTIVITY



Month	Adjusted Scheduled Activity (UDA)	
	2017	2018
April	868	777
May	2,164	2,167
June	3,617	3,397
July	5,560	5,363
August	6,717	6,720
September	8,053	7,865
October	9,714	
November	11,462	
December	12,851	
January	14,204	
February	15,509	
March	17,175	
April	17,708	
May	17,721	
June	17,730	

QUALITY

	Quantity	Base Number	Contract	LHB	Wales
% of FP17s for the same patient ID Re-attending within 3 months - Children	46	1,085	4.2%	8.5%	10.9%
% of FP17s for the same patient ID Re-attending within 3 months - Adults	372	3,543	10.5%	15.0%	16.2%
% of FP17s for the same patient ID Re-attending between 3 & 9 months - Children	591	1,085	54.5%	58.0%	58.9%
% of FP17s for the same patient ID Re-attending between 3 & 9 months - Adults	1,834	3,543	51.8%	54.7%	55.2%
% of FP17s for Band 1 Urgent Courses	252	4,328	5.8%	9.3%	9.1%
% of FP17s Relating to Free Repair or Replacements	32	4,328	0.7%	0.8%	0.8%
% of FP17s Relating to Continuations	17	4,328	0.4%	0.7%	0.8%
% of Patients satisfied with the dentistry they have received	25	27	92.6%	91.3%	92.0%
% of Patients satisfied with the time they had to wait for an appointment	20	27	74.1%	86.7%	87.6%

* This is based on patients treated on this contract for their most recent course of treatment. Figures in italics indicate the base number of FP17s or Patient Questionnaire responses are less than 100. N/A is shown where the base number of responses is less than 10 during the period. % is calculated as Quantity/Base number*100

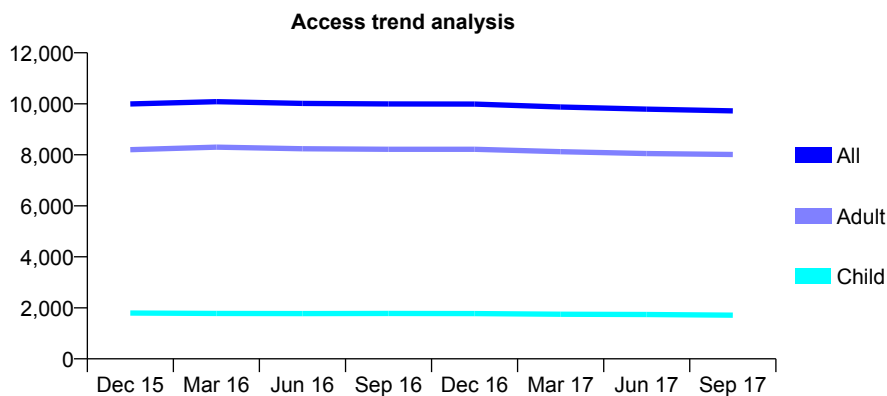
7A6 - Vital Signs At a Glance Contract Report for 120693/0001 - September 2017

Name or company name	Bethcar Dental Practice
Contract type name	GDS Contract
Purpose of contract	General
Contract start date	01/04/2014
Contract end date	

17/18 Contracted general activity (UDA)	35,300
Carry forward general activity (UDA)	-590
17/18 Contracted orthodontic activity (UOA)	0
Carry forward orthodontic activity (UOA)	0
Baseline contract value	£782,437.57

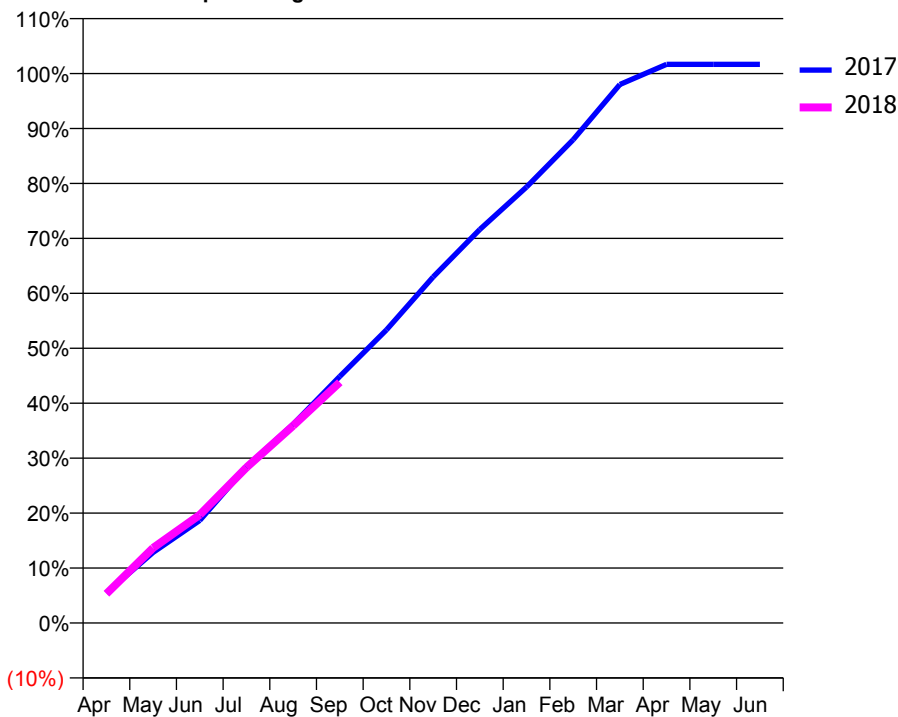
ACCESS*

Patients seen in 24 months	Total	Change since previous quarter
Quarter ending September 2016	9,995	
Quarter ending December 2016	9,992	→
Quarter ending March 2017	9,872	↓
Quarter ending June 2017	9,789	→
Quarter ending September 2017	9,721	→
Variance since September 2016	(2.7%)	↓



ACTIVITY

Cumulative percentage of contracted UDA delivered 2017 & 2018



Month	Adjusted Scheduled Activity (UDA)	
	2017	2018
April	1,933	1,883
May	4,534	4,831
June	6,594	6,950
July	10,028	9,989
August	12,769	12,676
September	15,845	15,465
October	18,829	
November	22,231	
December	25,281	
January	28,010	
February	31,047	
March	34,591	
April	35,885	
May	35,889	
June	35,890	

QUALITY

	Quantity	Base Number	Contract	LHB	Wales
% of FP17s for the same patient ID Re-attending within 3 months - Children	119	1,303	9.1%	8.5%	10.9%
% of FP17s for the same patient ID Re-attending within 3 months - Adults	1,024	6,295	16.3%	15.0%	16.2%
% of FP17s for the same patient ID Re-attending between 3 & 9 months - Children	857	1,303	65.8%	58.0%	58.9%
% of FP17s for the same patient ID Re-attending between 3 & 9 months - Adults	4,178	6,295	66.4%	54.7%	55.2%
% of FP17s for Band 1 Urgent Courses	455	6,981	6.5%	9.3%	9.1%
% of FP17s Relating to Free Repair or Replacements	82	6,981	1.2%	0.8%	0.8%
% of FP17s Relating to Continuations	83	6,981	1.2%	0.7%	0.8%
% of Patients satisfied with the dentistry they have received	50	53	94.3%	91.3%	92.0%
% of Patients satisfied with the time they had to wait for an appointment	47	53	88.7%	86.7%	87.6%

* This is based on patients treated on this contract for their most recent course of treatment. Figures in italics indicate the base number of FP17s or Patient Questionnaire responses are less than 100. N/A is shown where the base number of responses is less than 10 during the period. % is calculated as Quantity/Base number*100

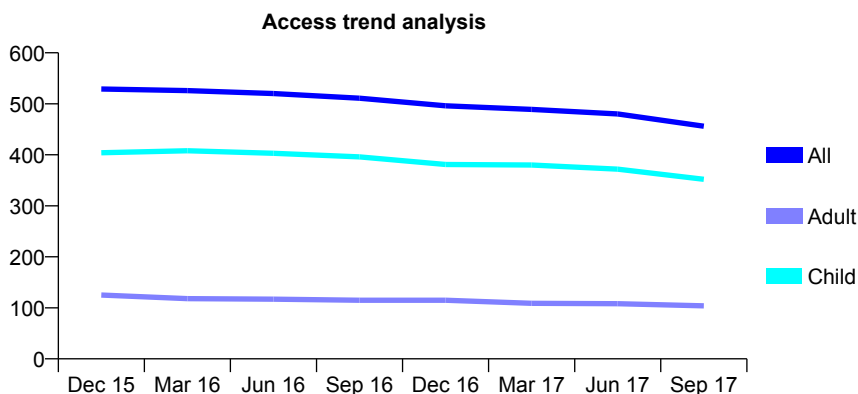
7A6 - Vital Signs At a Glance Contract Report for 126160/0001 - September 2017

Name or company name	Justin M Roberts Ltd
Contract type name	GDS Contract
Purpose of contract	General
Contract start date	01/04/2012
Contract end date	

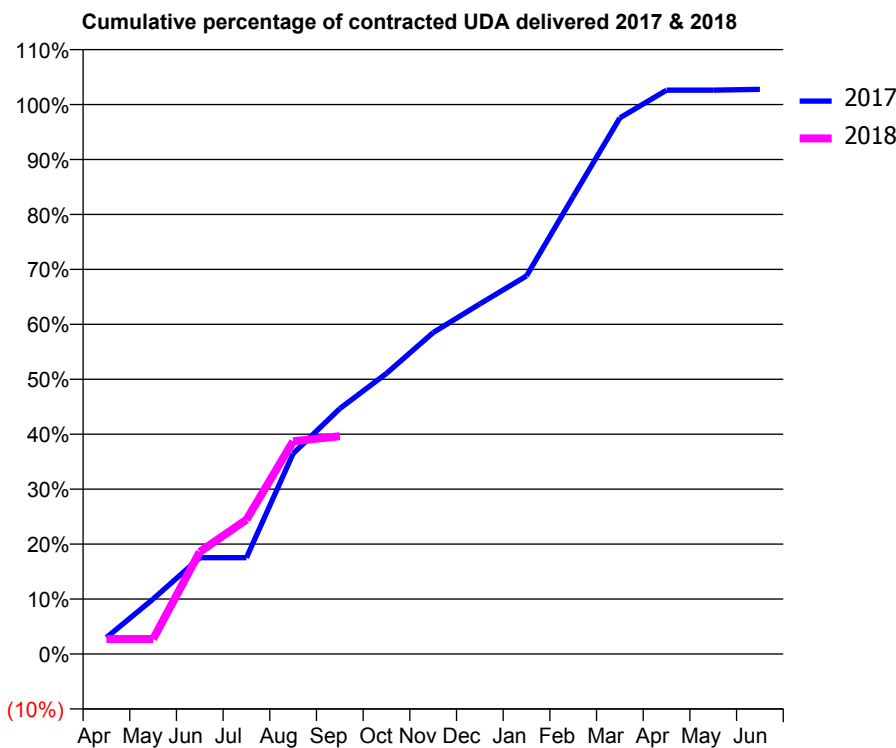
17/18 Contracted general activity (UDA)	770
Carry forward general activity (UDA)	-21
17/18 Contracted orthodontic activity (UOA)	0
Carry forward orthodontic activity (UOA)	0
Baseline contract value	£22,928.09

ACCESS*

Patients seen in 24 months	Total	Change since previous quarter
Quarter ending September 2016	511	
Quarter ending December 2016	496	↓
Quarter ending March 2017	489	↓
Quarter ending June 2017	480	↓
Quarter ending September 2017	456	↓
Variance since September 2016	(10.8%)	↓



ACTIVITY



Month	Adjusted Scheduled Activity (UDA)	
	2017	2018
April	23	21
May	77	21
June	135	143
July	135	188
August	281	298
September	344	305
October	393	
November	450	
December	491	
January	530	
February	641	
March	751	
April	790	
May	790	
June	791	

QUALITY

	Quantity	Base Number	Contract	LHB	Wales
% of FP17s for the same patient ID Re-attending within 3 months - Children	13	195	6.7%	8.5%	10.9%
% of FP17s for the same patient ID Re-attending within 3 months - Adults	3	32	9.4%	15.0%	16.2%
% of FP17s for the same patient ID Re-attending between 3 & 9 months - Children	83	195	42.6%	58.0%	58.9%
% of FP17s for the same patient ID Re-attending between 3 & 9 months - Adults	10	32	31.3%	54.7%	55.2%
% of FP17s for Band 1 Urgent Courses	1	206	0.5%	9.3%	9.1%
% of FP17s Relating to Free Repair or Replacements	0	206	0.0%	0.8%	0.8%
% of FP17s Relating to Continuations	2	206	1.0%	0.7%	0.8%
% of Patients satisfied with the dentistry they have received	0	0	N/A	91.3%	92.0%
% of Patients satisfied with the time they had to wait for an appointment	0	0	N/A	86.7%	87.6%

* This is based on patients treated on this contract for their most recent course of treatment. Figures in italics indicate the base number of FP17s or Patient Questionnaire responses are less than 100. N/A is shown where the base number of responses is less than 10 during the period. % is calculated as Quantity/Base number*100

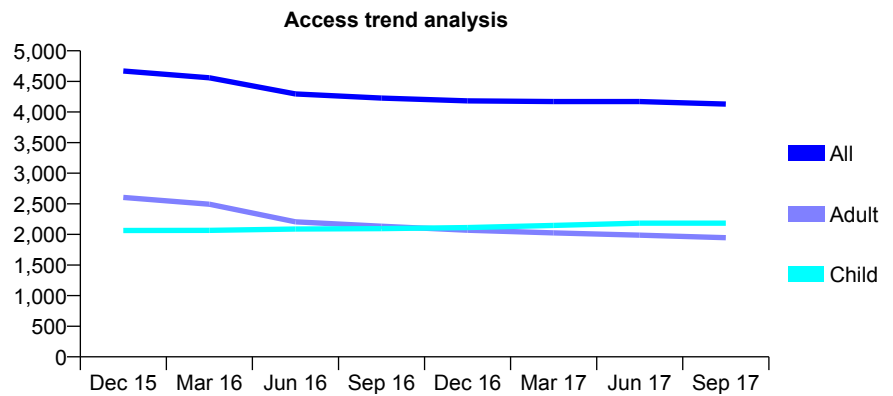
7A6 - Vital Signs At a Glance Contract Report for 126314/0001 - September 2017

Name or company name	Sunnycourt Ltd
Contract type name	GDS Contract
Purpose of contract	General
Contract start date	01/01/2011
Contract end date	

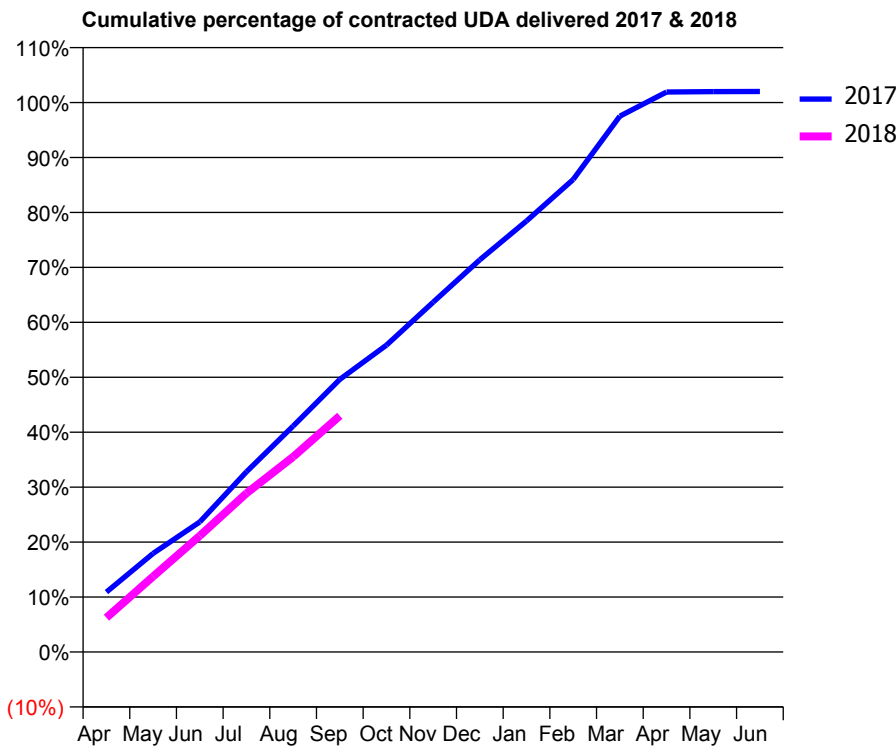
17/18 Contracted general activity (UDA)	13,222
Carry forward general activity (UDA)	-264
17/18 Contracted orthodontic activity (UOA)	0
Carry forward orthodontic activity (UOA)	0
Baseline contract value	£315,670.77

ACCESS*

Patients seen in 24 months	Total	Change since previous quarter
Quarter ending September 2016	4,227	
Quarter ending December 2016	4,182	↓
Quarter ending March 2017	4,171	→
Quarter ending June 2017	4,172	→
Quarter ending September 2017	4,130	↓
Variance since September 2016	(2.3%)	↓



ACTIVITY



Month	Adjusted Scheduled Activity (UDA)	
	2017	2018
April	1,443	825
May	2,372	1,819
June	3,130	2,795
July	4,337	3,819
August	5,436	4,695
September	6,561	5,685
October	7,384	
November	8,419	
December	9,438	
January	10,373	
February	11,369	
March	12,894	
April	13,473	
May	13,483	
June	13,486	

QUALITY

	Quantity	Base Number	Contract	LHB	Wales
% of FP17s for the same patient ID Re-attending within 3 months - Children	110	1,751	6.3%	8.5%	10.9%
% of FP17s for the same patient ID Re-attending within 3 months - Adults	199	1,185	16.8%	15.0%	16.2%
% of FP17s for the same patient ID Re-attending between 3 & 9 months - Children	1,021	1,751	58.3%	58.0%	58.9%
% of FP17s for the same patient ID Re-attending between 3 & 9 months - Adults	598	1,185	50.5%	54.7%	55.2%
% of FP17s for Band 1 Urgent Courses	137	2,709	5.1%	9.3%	9.1%
% of FP17s Relating to Free Repair or Replacements	0	2,709	0.0%	0.8%	0.8%
% of FP17s Relating to Continuations	3	2,709	0.1%	0.7%	0.8%
% of Patients satisfied with the dentistry they have received	8	8	N/A	91.3%	92.0%
% of Patients satisfied with the time they had to wait for an appointment	8	8	N/A	86.7%	87.6%

* This is based on patients treated on this contract for their most recent course of treatment. Figures in italics indicate the base number of FP17s or Patient Questionnaire responses are less than 100. N/A is shown where the base number of responses is less than 10 during the period. % is calculated as Quantity/Base number*100

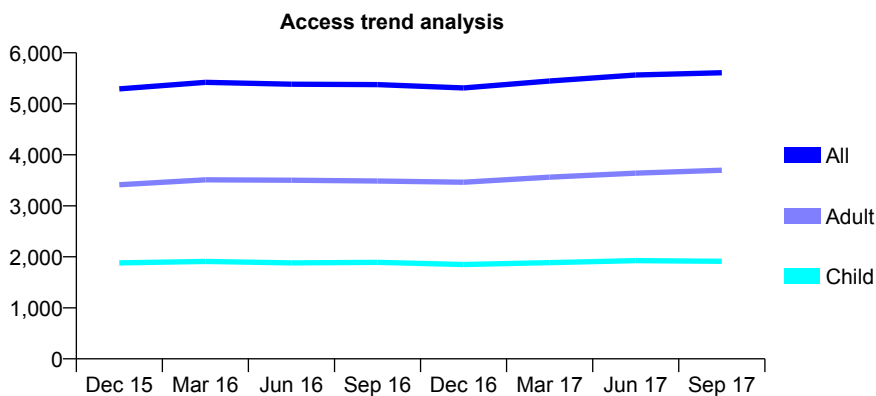
7A6 - Vital Signs At a Glance Contract Report for 128112/0001 - September 2017

Name or company name	Malpas Dental Practice Limited
Contract type name	GDS Contract
Purpose of contract	General
Contract start date	01/08/2010
Contract end date	

17/18 Contracted general activity (UDA)	16,705
Carry forward general activity (UDA)	835
17/18 Contracted orthodontic activity (UOA)	0
Carry forward orthodontic activity (UOA)	0
Baseline contract value	£532,093.01

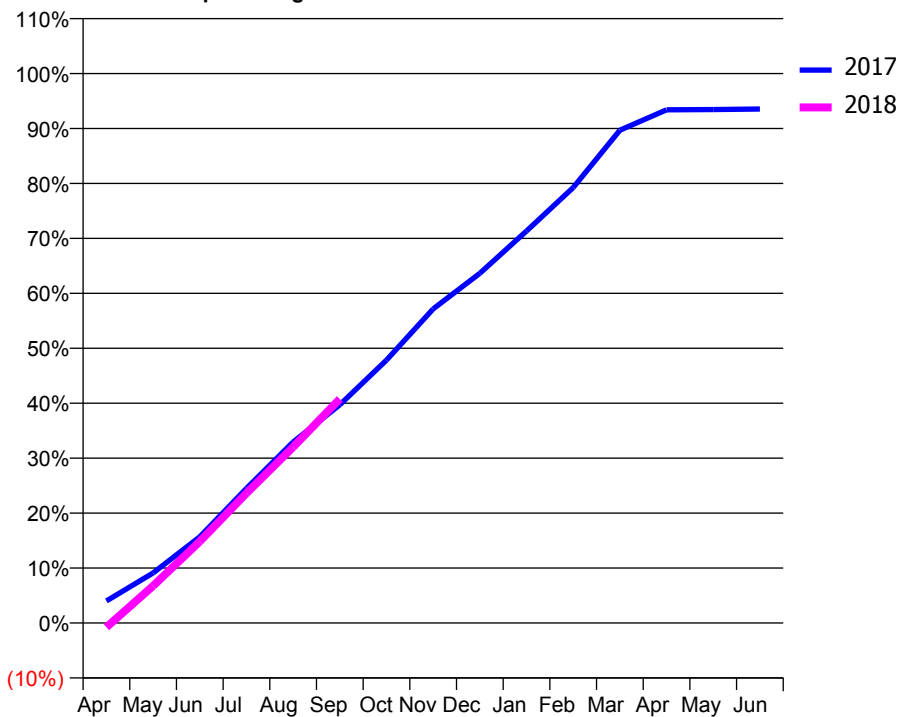
ACCESS*

Patients seen in 24 months	Total	Change since previous quarter
Quarter ending September 2016	5,376	
Quarter ending December 2016	5,312	↓
Quarter ending March 2017	5,448	↑
Quarter ending June 2017	5,565	↑
Quarter ending September 2017	5,610	→
Variance since September 2016	4.4%	↑



ACTIVITY

Cumulative percentage of contracted UDA delivered 2017 & 2018



Month	Adjusted Scheduled Activity (UDA)	
	2017	2018
April	670	-132
May	1,520	1,128
June	2,622	2,479
July	4,093	3,946
August	5,503	5,350
September	6,636	6,813
October	7,992	
November	9,549	
December	10,632	
January	11,914	
February	13,236	
March	14,980	
April	15,600	
May	15,609	
June	15,624	

QUALITY

	Quantity	Base Number	Contract	LHB	Wales
% of FP17s for the same patient ID Re-attending within 3 months - Children	100	1,567	6.4%	8.5%	10.9%
% of FP17s for the same patient ID Re-attending within 3 months - Adults	440	3,226	13.6%	15.0%	16.2%
% of FP17s for the same patient ID Re-attending between 3 & 9 months - Children	1,119	1,567	71.4%	58.0%	58.9%
% of FP17s for the same patient ID Re-attending between 3 & 9 months - Adults	2,147	3,226	66.6%	54.7%	55.2%
% of FP17s for Band 1 Urgent Courses	254	4,468	5.7%	9.3%	9.1%
% of FP17s Relating to Free Repair or Replacements	18	4,468	0.4%	0.8%	0.8%
% of FP17s Relating to Continuations	8	4,468	0.2%	0.7%	0.8%
% of Patients satisfied with the dentistry they have received	16	18	88.9%	91.3%	92.0%
% of Patients satisfied with the time they had to wait for an appointment	16	18	88.9%	86.7%	87.6%

* This is based on patients treated on this contract for their most recent course of treatment. Figures in italics indicate the base number of FP17s or Patient Questionnaire responses are less than 100. N/A is shown where the base number of responses is less than 10 during the period. % is calculated as Quantity/Base number*100

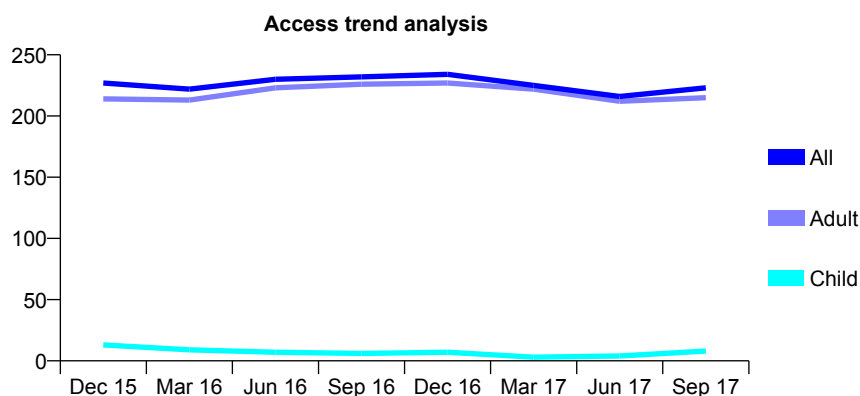
7A6 - Vital Signs At a Glance Contract Report for 128112/0002 - September 2017

Name or company name	Malpas Dental Practice Limited
Contract type name	PDS Contract
Purpose of contract	General
Contract start date	19/11/2012
Contract end date	31/03/2018

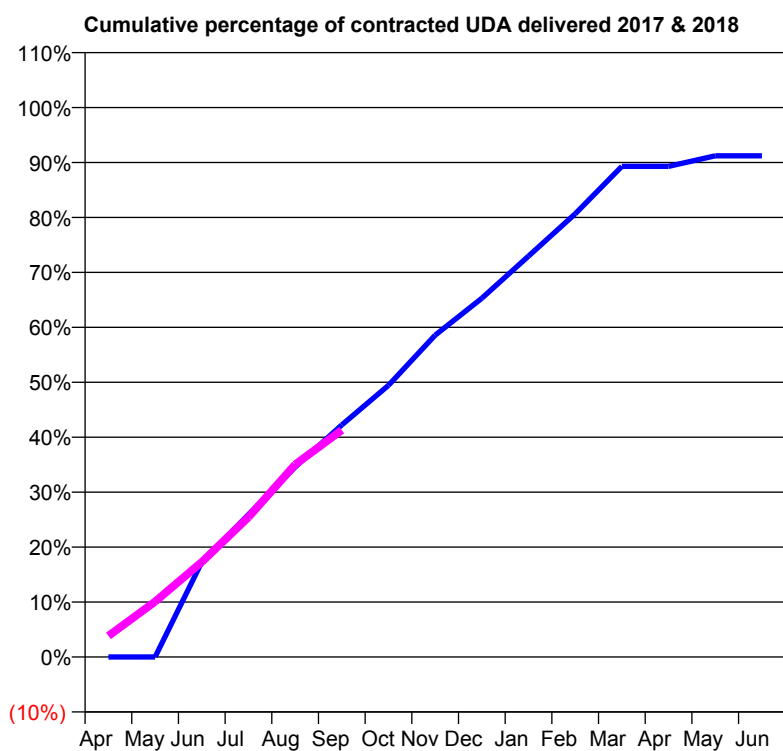
17/18 Contracted general activity (UDA)	250
Carry forward general activity (UDA)	0
17/18 Contracted orthodontic activity (UOA)	0
Carry forward orthodontic activity (UOA)	0
Baseline contract value	£12,313.81

ACCESS*

Patients seen in 24 months	Total	Change since previous quarter
Quarter ending September 2016	232	
Quarter ending December 2016	234	→
Quarter ending March 2017	225	↓
Quarter ending June 2017	216	↓
Quarter ending September 2017	223	↑
Variance since September 2016	(3.9%)	↓



ACTIVITY



Month	Adjusted Scheduled Activity (UDA)	
	2017	2018
April	0	10
May	0	25
June	43	43
July	65	64
August	86	88
September	106	103
October	124	
November	146	
December	163	
January	182	
February	202	
March	223	
April	223	
May	228	
June	228	

QUALITY

	Quantity	Base Number	Contract	LHB	Wales
% of FP17s for the same patient ID Re-attending within 3 months - Children	0	7	0.0%	8.5%	10.9%
% of FP17s for the same patient ID Re-attending within 3 months - Adults	1	83	1.2%	15.0%	16.2%
% of FP17s for the same patient ID Re-attending between 3 & 9 months - Children	0	7	0.0%	58.0%	58.9%
% of FP17s for the same patient ID Re-attending between 3 & 9 months - Adults	0	83	0.0%	54.7%	55.2%
% of FP17s for Band 1 Urgent Courses	86	86	100.0%	9.3%	9.1%
% of FP17s Relating to Free Repair or Replacements	0	86	0.0%	0.8%	0.8%
% of FP17s Relating to Continuations	0	86	0.0%	0.7%	0.8%
% of Patients satisfied with the dentistry they have received	0	0	N/A	91.3%	92.0%
% of Patients satisfied with the time they had to wait for an appointment	0	0	N/A	86.7%	87.6%

* This is based on patients treated on this contract for their most recent course of treatment. Figures in italics indicate the base number of FP17s or Patient Questionnaire responses are less than 100. N/A is shown where the base number of responses is less than 10 during the period. % is calculated as Quantity/Base number*100

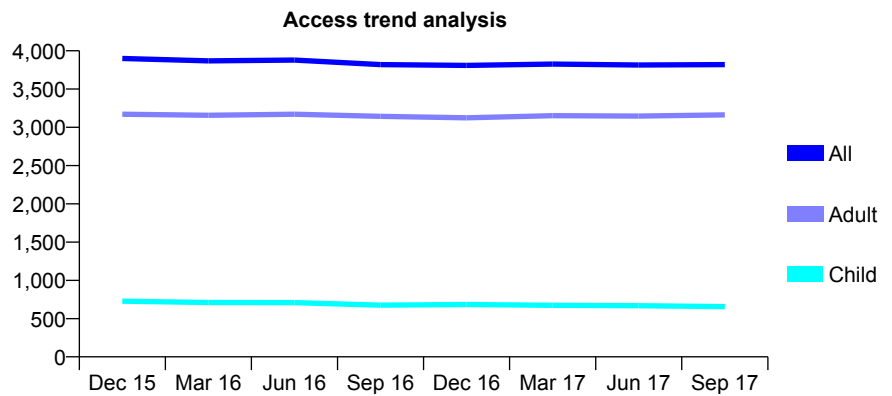
7A6 - Vital Signs At a Glance Contract Report for 128600/0001 - September 2017

Name or company name	Llanyrafon Dental Practice Ltd
Contract type name	GDS Contract
Purpose of contract	General
Contract start date	01/04/2012
Contract end date	

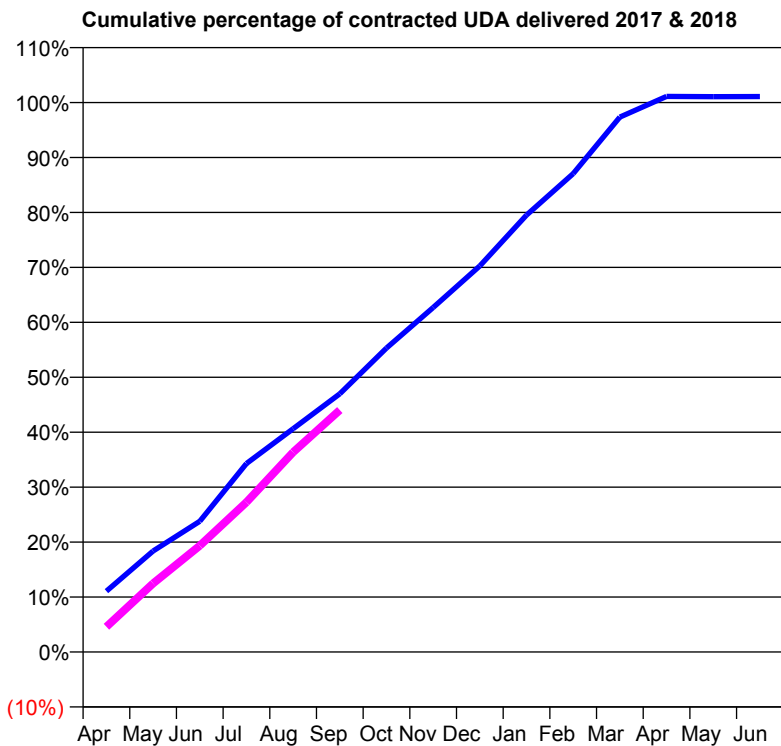
17/18 Contracted general activity (UDA)	10,780
Carry forward general activity (UDA)	-117
17/18 Contracted orthodontic activity (UOA)	0
Carry forward orthodontic activity (UOA)	0
Baseline contract value	£268,745.84

ACCESS*

Patients seen in 24 months	Total	Change since previous quarter
Quarter ending September 2016	3,820	
Quarter ending December 2016	3,809	→
Quarter ending March 2017	3,826	→
Quarter ending June 2017	3,814	→
Quarter ending September 2017	3,819	→
Variance since September 2016	(0.0%)	→



ACTIVITY



Month	Adjusted Scheduled Activity (UDA)	
	2017	2018
April	1,193	496
May	1,982	1,347
June	2,565	2,086
July	3,697	2,940
August	4,380	3,920
September	5,066	4,747
October	5,962	
November	6,758	
December	7,575	
January	8,572	
February	9,386	
March	10,495	
April	10,900	
May	10,893	
June	10,897	

QUALITY

	Quantity	Base Number	Contract	LHB	Wales
% of FP17s for the same patient ID Re-attending within 3 months - Children	10	508	2.0%	8.5%	10.9%
% of FP17s for the same patient ID Re-attending within 3 months - Adults	80	2,114	3.8%	15.0%	16.2%
% of FP17s for the same patient ID Re-attending between 3 & 9 months - Children	328	508	64.6%	58.0%	58.9%
% of FP17s for the same patient ID Re-attending between 3 & 9 months - Adults	1,389	2,114	65.7%	54.7%	55.2%
% of FP17s for Band 1 Urgent Courses	41	2,408	1.7%	9.3%	9.1%
% of FP17s Relating to Free Repair or Replacements	9	2,408	0.4%	0.8%	0.8%
% of FP17s Relating to Continuations	0	2,408	0.0%	0.7%	0.8%
% of Patients satisfied with the dentistry they have received	15	17	88.2%	91.3%	92.0%
% of Patients satisfied with the time they had to wait for an appointment	17	17	100.0%	86.7%	87.6%

* This is based on patients treated on this contract for their most recent course of treatment. Figures in italics indicate the base number of FP17s or Patient Questionnaire responses are less than 100. N/A is shown where the base number of responses is less than 10 during the period. % is calculated as Quantity/Base number*100

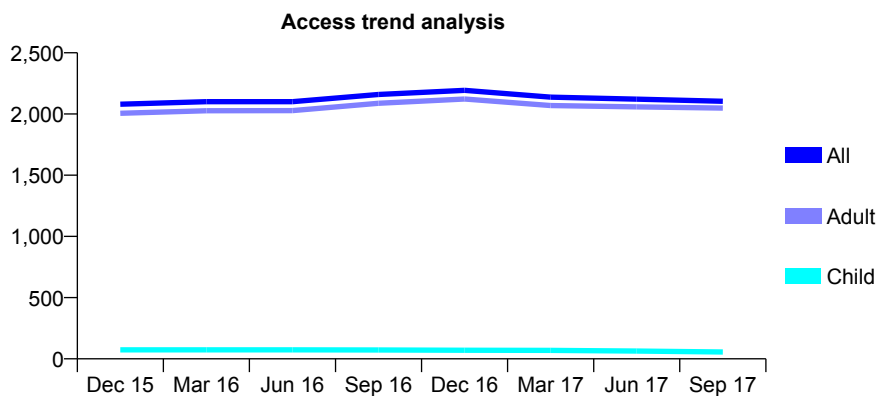
7A6 - Vital Signs At a Glance Contract Report for 128945/0001 - September 2017

Name or company name	Devon Place Limited
Contract type name	PDS Contract
Purpose of contract	General
Contract start date	01/04/2012
Contract end date	31/03/2018

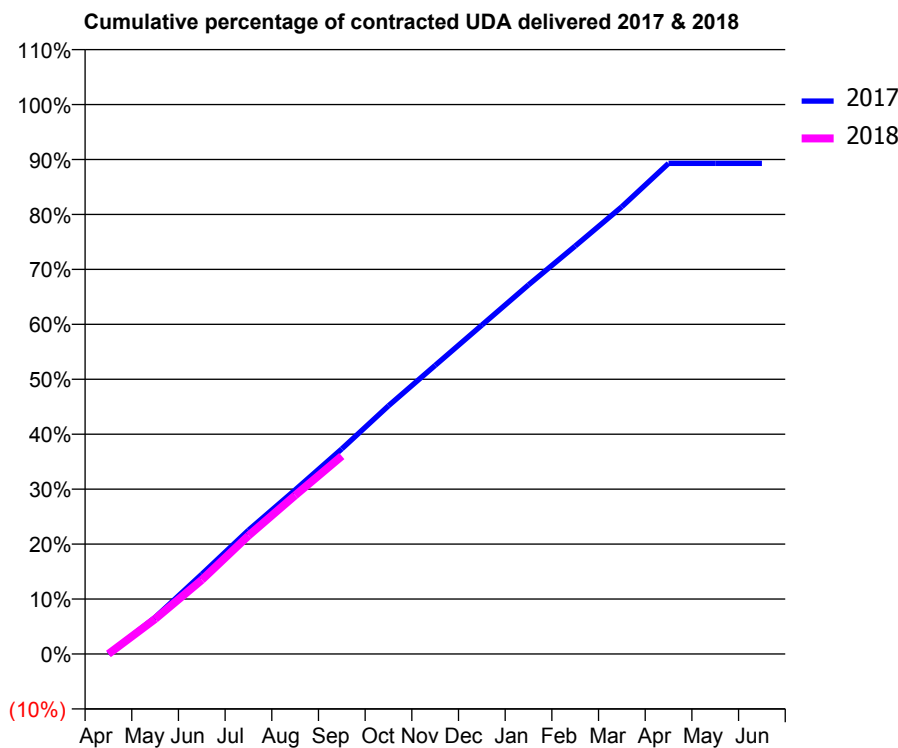
17/18 Contracted general activity (UDA)	3,095
Carry forward general activity (UDA)	0
17/18 Contracted orthodontic activity (UOA)	0
Carry forward orthodontic activity (UOA)	0
Baseline contract value	£81,108.52

ACCESS*

Patients seen in 24 months	Total	Change since previous quarter
Quarter ending September 2016	2,160	
Quarter ending December 2016	2,193	→
Quarter ending March 2017	2,138	↓
Quarter ending June 2017	2,122	→
Quarter ending September 2017	2,104	→
Variance since September 2016	(2.6%)	↓



ACTIVITY



Month	Adjusted Scheduled Activity (UDA)	
	2017	2018
April	0	0
May	206	197
June	450	417
July	697	667
August	924	893
September	1,156	1,115
October	1,398	
November	1,626	
December	1,853	
January	2,079	
February	2,298	
March	2,520	
April	2,763	
May	2,763	
June	2,763	

QUALITY

	Quantity	Base Number	Contract	LHB	Wales
% of FP17s for the same patient ID Re-attending within 3 months - Children	2	36	5.6%	8.5%	10.9%
% of FP17s for the same patient ID Re-attending within 3 months - Adults	69	1,094	6.3%	15.0%	16.2%
% of FP17s for the same patient ID Re-attending between 3 & 9 months - Children	1	36	2.8%	58.0%	58.9%
% of FP17s for the same patient ID Re-attending between 3 & 9 months - Adults	34	1,094	3.1%	54.7%	55.2%
% of FP17s for Band 1 Urgent Courses	926	930	99.6%	9.3%	9.1%
% of FP17s Relating to Free Repair or Replacements	0	930	0.0%	0.8%	0.8%
% of FP17s Relating to Continuations	0	930	0.0%	0.7%	0.8%
% of Patients satisfied with the dentistry they have received	2	2	N/A	91.3%	92.0%
% of Patients satisfied with the time they had to wait for an appointment	2	2	N/A	86.7%	87.6%

* This is based on patients treated on this contract for their most recent course of treatment. Figures in italics indicate the base number of FP17s or Patient Questionnaire responses are less than 100. N/A is shown where the base number of responses is less than 10 during the period. % is calculated as Quantity/Base number*100

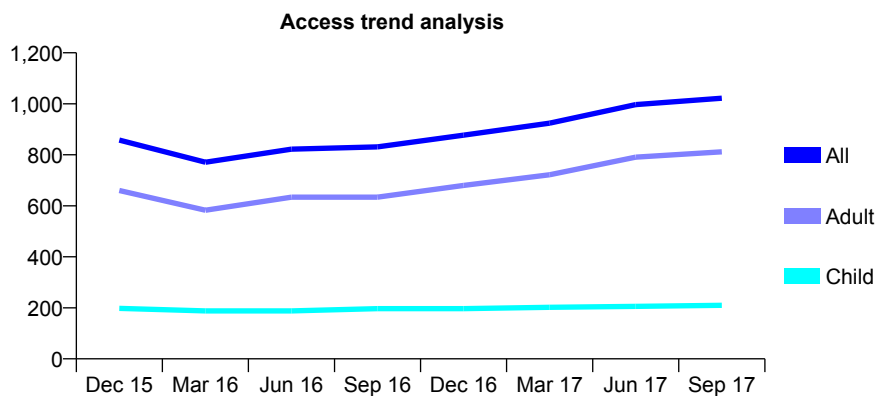
7A6 - Vital Signs At a Glance Contract Report for 128945/0002 - September 2017

Name or company name	Devon Place Limited
Contract type name	GDS Contract
Purpose of contract	General
Contract start date	01/04/2012
Contract end date	

17/18 Contracted general activity (UDA)	3,767
Carry forward general activity (UDA)	0
17/18 Contracted orthodontic activity (UOA)	0
Carry forward orthodontic activity (UOA)	0
Baseline contract value	£94,014.56

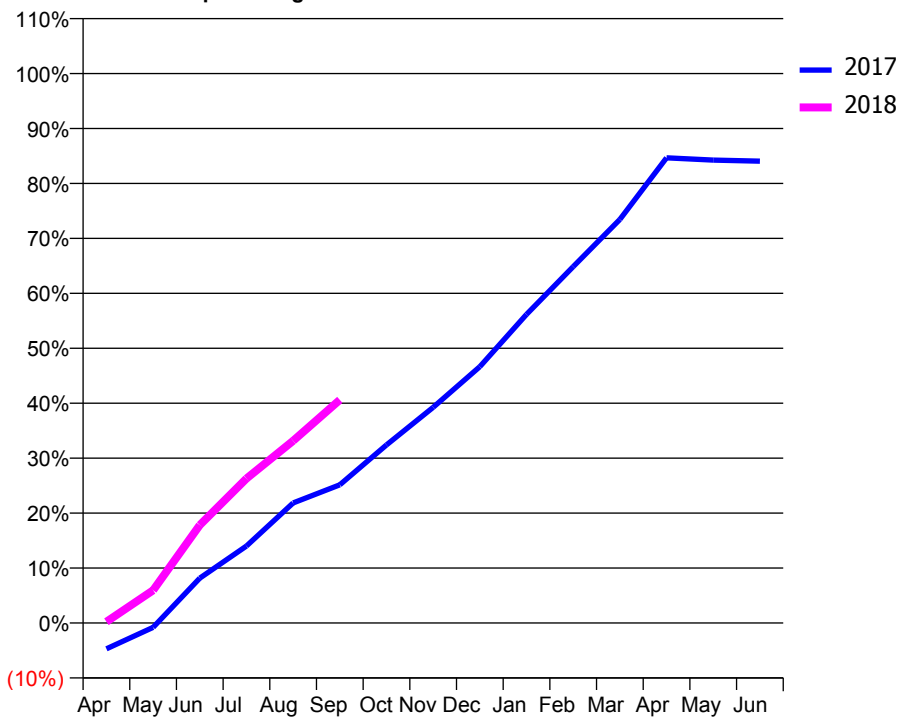
ACCESS*

Patients seen in 24 months	Total	Change since previous quarter
Quarter ending September 2016	831	
Quarter ending December 2016	877	↑
Quarter ending March 2017	924	↑
Quarter ending June 2017	997	↑
Quarter ending September 2017	1,022	↑
Variance since September 2016	23.0%	↑



ACTIVITY

Cumulative percentage of contracted UDA delivered 2017 & 2018



Month	Adjusted Scheduled Activity (UDA)	
	2017	2018
April	-178	9
May	-31	224
June	308	672
July	528	990
August	823	1,249
September	947	1,530
October	1,221	
November	1,478	
December	1,758	
January	2,116	
February	2,443	
March	2,767	
April	3,189	
May	3,173	
June	3,166	

QUALITY

	Quantity	Base Number	Contract	LHB	Wales
% of FP17s for the same patient ID Re-attending within 3 months - Children	18	202	8.9%	8.5%	10.9%
% of FP17s for the same patient ID Re-attending within 3 months - Adults	92	662	13.9%	15.0%	16.2%
% of FP17s for the same patient ID Re-attending between 3 & 9 months - Children	133	202	65.8%	58.0%	58.9%
% of FP17s for the same patient ID Re-attending between 3 & 9 months - Adults	364	662	55.0%	54.7%	55.2%
% of FP17s for Band 1 Urgent Courses	54	691	7.8%	9.3%	9.1%
% of FP17s Relating to Free Repair or Replacements	3	691	0.4%	0.8%	0.8%
% of FP17s Relating to Continuations	0	691	0.0%	0.7%	0.8%
% of Patients satisfied with the dentistry they have received	7	7	N/A	91.3%	92.0%
% of Patients satisfied with the time they had to wait for an appointment	6	7	N/A	86.7%	87.6%

* This is based on patients treated on this contract for their most recent course of treatment. Figures in italics indicate the base number of FP17s or Patient Questionnaire responses are less than 100. N/A is shown where the base number of responses is less than 10 during the period. % is calculated as Quantity/Base number*100

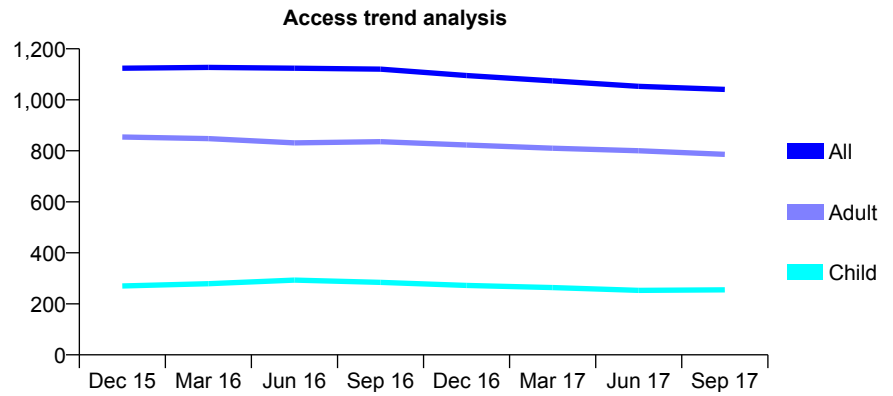
7A6 - Vital Signs At a Glance Contract Report for 130389/0001 - September 2017

Name or company name	Aneurin Bevan Health Board
Contract type name	GDS Contract
Purpose of contract	General
Contract start date	18/07/2006
Contract end date	

17/18 Contracted general activity (UDA)	4,000
Carry forward general activity (UDA)	0
17/18 Contracted orthodontic activity (UOA)	0
Carry forward orthodontic activity (UOA)	0
Baseline contract value	£111,021.62

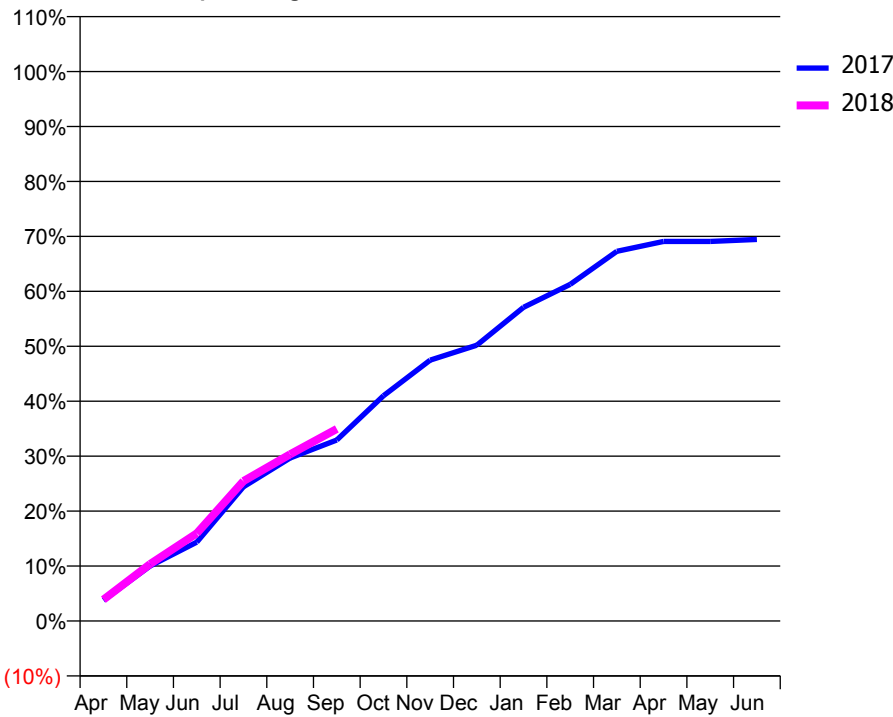
ACCESS*

Patients seen in 24 months	Total	Change since previous quarter
Quarter ending September 2016	1,120	
Quarter ending December 2016	1,095	↓
Quarter ending March 2017	1,074	↓
Quarter ending June 2017	1,053	↓
Quarter ending September 2017	1,041	↓
Variance since September 2016	(7.1%)	↓



ACTIVITY

Cumulative percentage of contracted UDA delivered 2017 & 2018



Month	Adjusted Scheduled Activity (UDA)	
	2017	2018
April	151	156
May	401	415
June	574	638
July	977	1,019
August	1,186	1,214
September	1,318	1,398
October	1,640	
November	1,899	
December	2,008	
January	2,283	
February	2,450	
March	2,691	
April	2,763	
May	2,763	
June	2,777	

QUALITY

	Quantity	Base Number	Contract	LHB	Wales
% of FP17s for the same patient ID Re-attending within 3 months - Children	20	145	13.8%	8.5%	10.9%
% of FP17s for the same patient ID Re-attending within 3 months - Adults	74	476	15.5%	15.0%	16.2%
% of FP17s for the same patient ID Re-attending between 3 & 9 months - Children	41	145	28.3%	58.0%	58.9%
% of FP17s for the same patient ID Re-attending between 3 & 9 months - Adults	157	476	33.0%	54.7%	55.2%
% of FP17s for Band 1 Urgent Courses	61	583	10.5%	9.3%	9.1%
% of FP17s Relating to Free Repair or Replacements	9	583	1.5%	0.8%	0.8%
% of FP17s Relating to Continuations	9	583	1.5%	0.7%	0.8%
% of Patients satisfied with the dentistry they have received	6	7	N/A	91.3%	92.0%
% of Patients satisfied with the time they had to wait for an appointment	5	7	N/A	86.7%	87.6%

* This is based on patients treated on this contract for their most recent course of treatment. Figures in italics indicate the base number of FP17s or Patient Questionnaire responses are less than 100. N/A is shown where the base number of responses is less than 10 during the period. % is calculated as Quantity/Base number*100

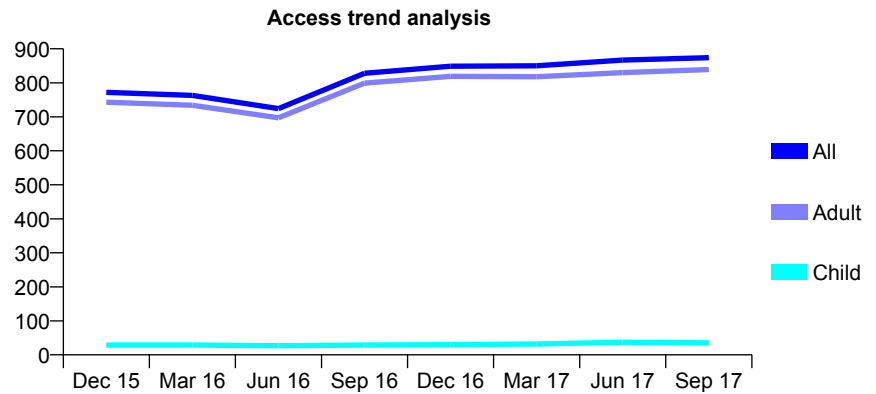
7A6 - Vital Signs At a Glance Contract Report for 130389/0002 - September 2017

Name or company name	Aneurin Bevan Health Board
Contract type name	GDS Contract
Purpose of contract	General
Contract start date	01/06/2007
Contract end date	

17/18 Contracted general activity (UDA)	4,000
Carry forward general activity (UDA)	0
17/18 Contracted orthodontic activity (UOA)	0
Carry forward orthodontic activity (UOA)	0
Baseline contract value	£145,223.22

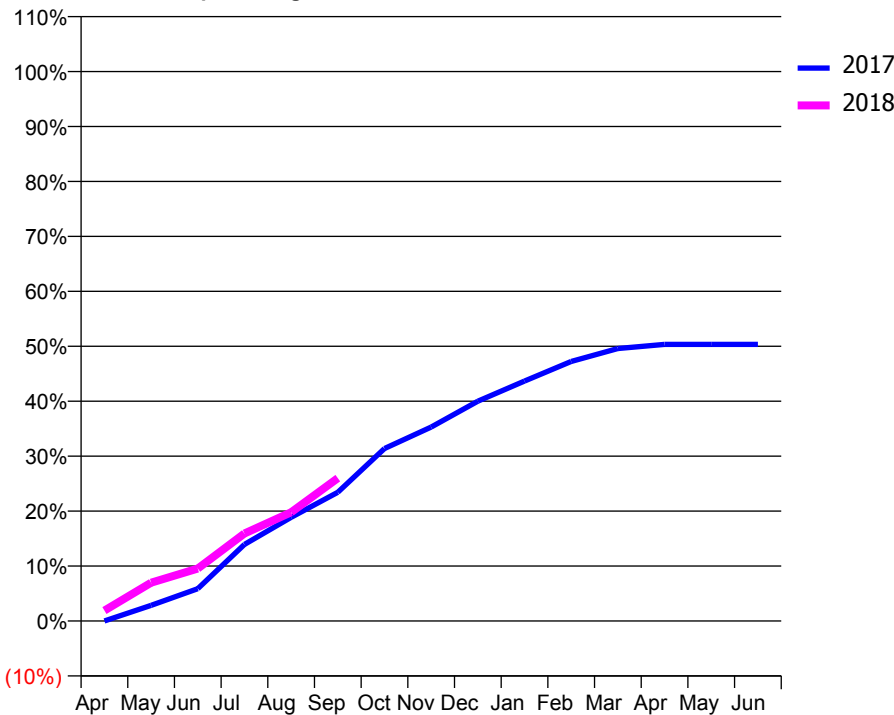
ACCESS*

Patients seen in 24 months	Total	Change since previous quarter
Quarter ending September 2016	828	
Quarter ending December 2016	849	↑
Quarter ending March 2017	850	→
Quarter ending June 2017	867	↑
Quarter ending September 2017	874	→
Variance since September 2016	5.6%	↑



ACTIVITY

Cumulative percentage of contracted UDA delivered 2017 & 2018



Month	Adjusted Scheduled Activity (UDA)	
	2017	2018
April	0	76
May	114	279
June	235	382
July	557	637
August	755	791
September	938	1,040
October	1,255	
November	1,412	
December	1,600	
January	1,746	
February	1,889	
March	1,983	
April	2,013	
May	2,013	
June	2,013	

QUALITY

	Quantity	Base Number	Contract	LHB	Wales
% of FP17s for the same patient ID Re-attending within 3 months - Children	3	17	17.6%	8.5%	10.9%
% of FP17s for the same patient ID Re-attending within 3 months - Adults	28	387	7.2%	15.0%	16.2%
% of FP17s for the same patient ID Re-attending between 3 & 9 months - Children	3	17	17.6%	58.0%	58.9%
% of FP17s for the same patient ID Re-attending between 3 & 9 months - Adults	81	387	20.9%	54.7%	55.2%
% of FP17s for Band 1 Urgent Courses	34	384	8.9%	9.3%	9.1%
% of FP17s Relating to Free Repair or Replacements	0	384	0.0%	0.8%	0.8%
% of FP17s Relating to Continuations	1	384	0.3%	0.7%	0.8%
% of Patients satisfied with the dentistry they have received	1	2	N/A	91.3%	92.0%
% of Patients satisfied with the time they had to wait for an appointment	1	2	N/A	86.7%	87.6%

* This is based on patients treated on this contract for their most recent course of treatment. Figures in italics indicate the base number of FP17s or Patient Questionnaire responses are less than 100. N/A is shown where the base number of responses is less than 10 during the period. % is calculated as Quantity/Base number*100

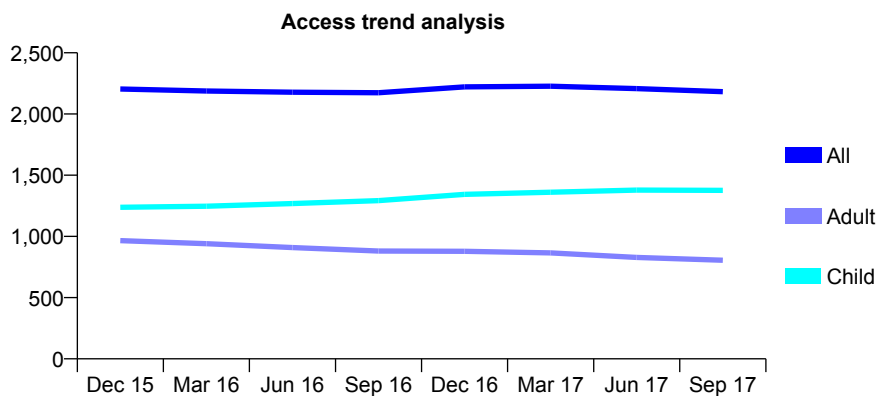
7A6 - Vital Signs At a Glance Contract Report for 133248/0001 - September 2017

Name or company name	Hilltop View Ltd
Contract type name	GDS Contract
Purpose of contract	General
Contract start date	01/04/2011
Contract end date	

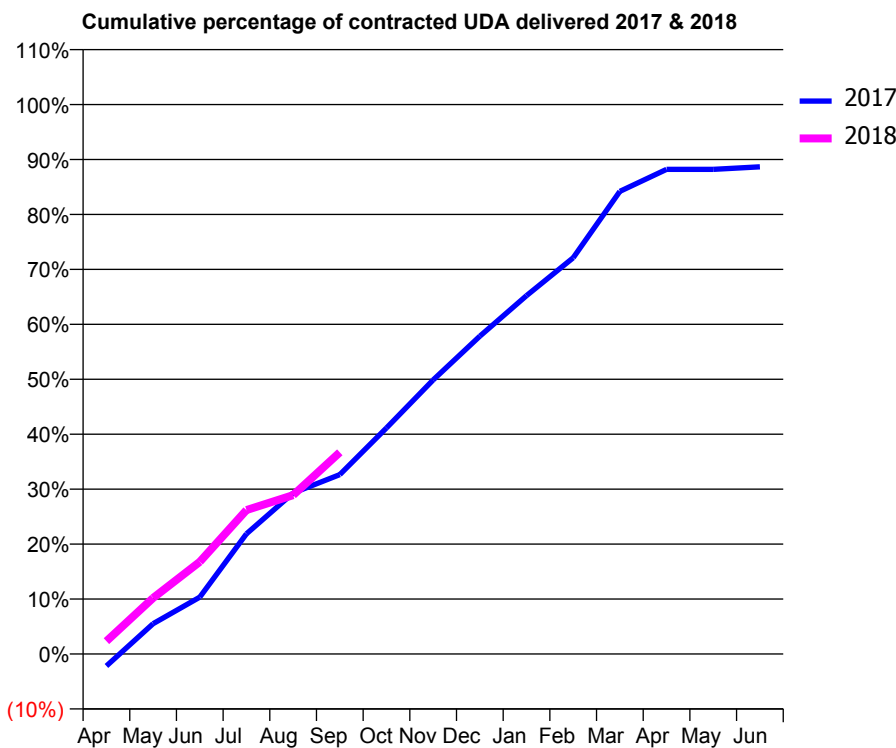
17/18 Contracted general activity (UDA)	6,100
Carry forward general activity (UDA)	0
17/18 Contracted orthodontic activity (UOA)	0
Carry forward orthodontic activity (UOA)	0
Baseline contract value	£157,461.16

ACCESS*

Patients seen in 24 months	Total	Change since previous quarter
Quarter ending September 2016	2,174	
Quarter ending December 2016	2,222	↑
Quarter ending March 2017	2,227	→
Quarter ending June 2017	2,207	→
Quarter ending September 2017	2,182	↓
Variance since September 2016	0.4%	→



ACTIVITY



Month	Adjusted Scheduled Activity (UDA)	
	2017	2018
April	-142	143
May	358	623
June	673	1,024
July	1,421	1,598
August	1,905	1,764
September	2,123	2,239
October	2,675	
November	3,242	
December	3,760	
January	4,239	
February	4,687	
March	5,473	
April	5,732	
May	5,733	
June	5,762	

QUALITY

	Quantity	Base Number	Contract	LHB	Wales
% of FP17s for the same patient ID Re-attending within 3 months - Children	44	753	5.8%	8.5%	10.9%
% of FP17s for the same patient ID Re-attending within 3 months - Adults	99	461	21.5%	15.0%	16.2%
% of FP17s for the same patient ID Re-attending between 3 & 9 months - Children	350	753	46.5%	58.0%	58.9%
% of FP17s for the same patient ID Re-attending between 3 & 9 months - Adults	234	461	50.8%	54.7%	55.2%
% of FP17s for Band 1 Urgent Courses	103	1,099	9.4%	9.3%	9.1%
% of FP17s Relating to Free Repair or Replacements	0	1,099	0.0%	0.8%	0.8%
% of FP17s Relating to Continuations	18	1,099	1.6%	0.7%	0.8%
% of Patients satisfied with the dentistry they have received	5	6	N/A	91.3%	92.0%
% of Patients satisfied with the time they had to wait for an appointment	4	6	N/A	86.7%	87.6%

* This is based on patients treated on this contract for their most recent course of treatment. Figures in italics indicate the base number of FP17s or Patient Questionnaire responses are less than 100. N/A is shown where the base number of responses is less than 10 during the period. % is calculated as Quantity/Base number*100

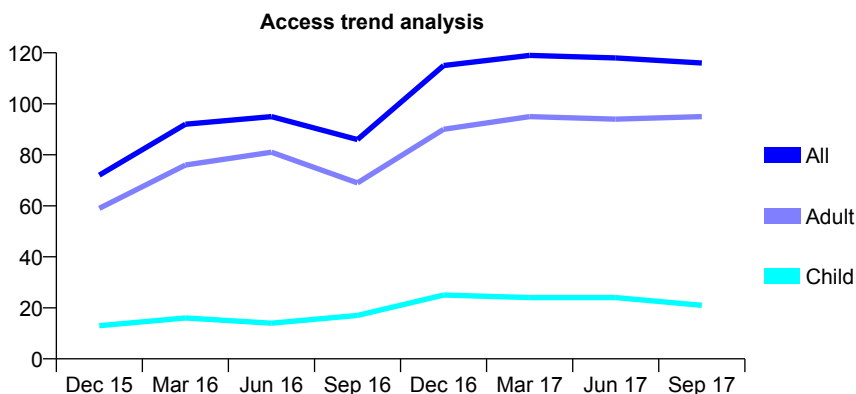
7A6 - Vital Signs At a Glance Contract Report for 133523/0002 - September 2017

Name or company name	Gateway OHS Limited
Contract type name	PDS Contract
Purpose of contract	General
Contract start date	01/07/2010
Contract end date	31/03/2018

17/18 Contracted general activity (UDA)	702
Carry forward general activity (UDA)	0
17/18 Contracted orthodontic activity (UOA)	0
Carry forward orthodontic activity (UOA)	0
Baseline contract value	£84,830.13

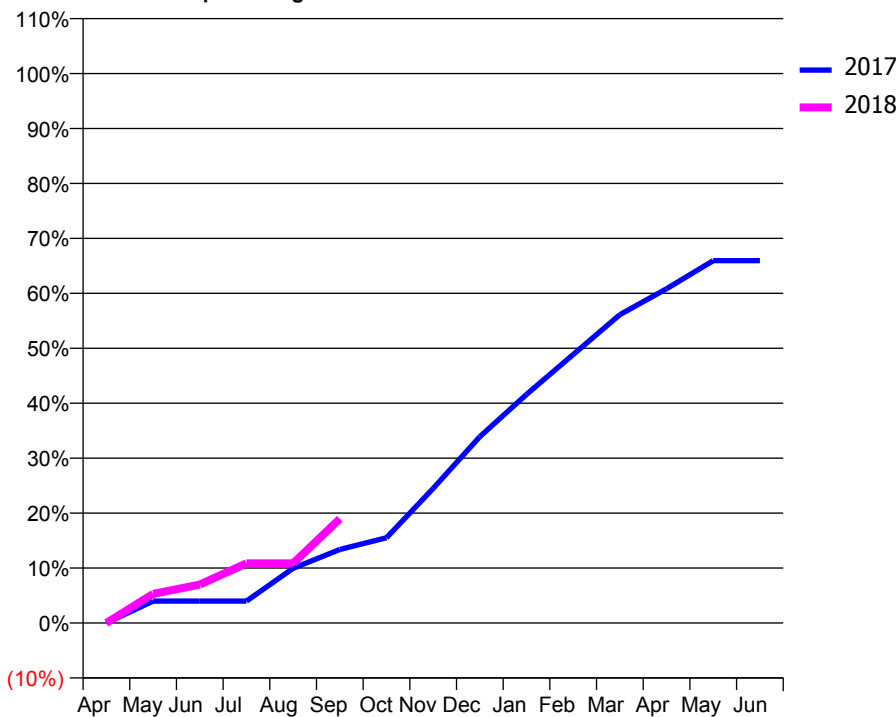
ACCESS*

Patients seen in 24 months	Total	Change since previous quarter
Quarter ending September 2016	86	
Quarter ending December 2016	115	↑
Quarter ending March 2017	119	↑
Quarter ending June 2017	118	→
Quarter ending September 2017	116	↓
Variance since September 2016	34.9%	↑



ACTIVITY

Cumulative percentage of contracted UDA delivered 2017 & 2018



Adjusted Scheduled Activity (UDA)

Month	2017	2018
April	0	0
May	28	37
June	28	49
July	28	76
August	70	76
September	94	133
October	109	
November	172	
December	238	
January	292	
February	343	
March	394	
April	427	
May	463	
June	463	

QUALITY

	Quantity	Base Number	Contract	LHB	Wales
% of FP17s for the same patient ID Re-attending within 3 months - Children	0	17	0.0%	8.5%	10.9%
% of FP17s for the same patient ID Re-attending within 3 months - Adults	0	51	0.0%	15.0%	16.2%
% of FP17s for the same patient ID Re-attending between 3 & 9 months - Children	0	17	0.0%	58.0%	58.9%
% of FP17s for the same patient ID Re-attending between 3 & 9 months - Adults	1	51	2.0%	54.7%	55.2%
% of FP17s for Band 1 Urgent Courses	1	42	2.4%	9.3%	9.1%
% of FP17s Relating to Free Repair or Replacements	0	42	0.0%	0.8%	0.8%
% of FP17s Relating to Continuations	0	42	0.0%	0.7%	0.8%
% of Patients satisfied with the dentistry they have received	1	1	N/A	91.3%	92.0%
% of Patients satisfied with the time they had to wait for an appointment	1	1	N/A	86.7%	87.6%

* This is based on patients treated on this contract for their most recent course of treatment. Figures in italics indicate the base number of FP17s or Patient Questionnaire responses are less than 100. N/A is shown where the base number of responses is less than 10 during the period. % is calculated as Quantity/Base number*100

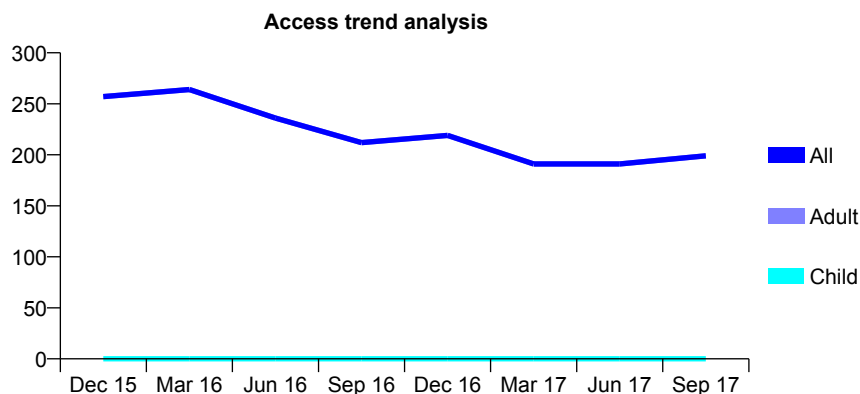
7A6 - Vital Signs At a Glance Contract Report for 133523/0005 - September 2017

Name or company name	Gateway OHS Limited
Contract type name	PDS Contract
Purpose of contract	General
Contract start date	01/07/2010
Contract end date	31/03/2020

17/18 Contracted general activity (UDA)	600
Carry forward general activity (UDA)	0
17/18 Contracted orthodontic activity (UOA)	0
Carry forward orthodontic activity (UOA)	0
Baseline contract value	£21,303.28

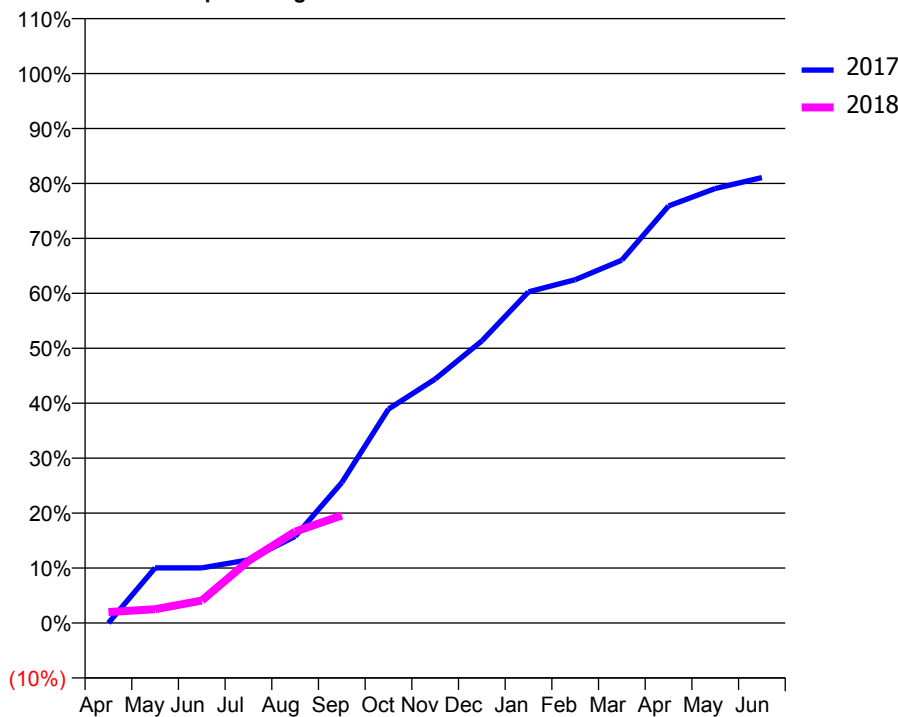
ACCESS*

Patients seen in 24 months	Total	Change since previous quarter
Quarter ending September 2016	212	
Quarter ending December 2016	219	↑
Quarter ending March 2017	191	↓
Quarter ending June 2017	191	→
Quarter ending September 2017	199	↑
Variance since September 2016	(6.1%)	↓



ACTIVITY

Cumulative percentage of contracted UDA delivered 2017 & 2018



Month	Adjusted Scheduled Activity (UDA)	
	2017	2018
April	0	12
May	60	15
June	60	25
July	69	68
August	95	100
September	153	117
October	234	
November	266	
December	308	
January	362	
February	375	
March	396	
April	455	
May	474	
June	486	

QUALITY

	Quantity	Base Number	Contract	LHB	Wales
% of FP17s for the same patient ID Re-attending within 3 months - Children	0	0	N/A	8.5%	10.9%
% of FP17s for the same patient ID Re-attending within 3 months - Adults	9	96	9.4%	15.0%	16.2%
% of FP17s for the same patient ID Re-attending between 3 & 9 months - Children	0	0	N/A	58.0%	58.9%
% of FP17s for the same patient ID Re-attending between 3 & 9 months - Adults	10	96	10.4%	54.7%	55.2%
% of FP17s for Band 1 Urgent Courses	43	60	71.7%	9.3%	9.1%
% of FP17s Relating to Free Repair or Replacements	0	60	0.0%	0.8%	0.8%
% of FP17s Relating to Continuations	0	60	0.0%	0.7%	0.8%
% of Patients satisfied with the dentistry they have received	1	2	N/A	91.3%	92.0%
% of Patients satisfied with the time they had to wait for an appointment	1	2	N/A	86.7%	87.6%

* This is based on patients treated on this contract for their most recent course of treatment. Figures in italics indicate the base number of FP17s or Patient Questionnaire responses are less than 100. N/A is shown where the base number of responses is less than 10 during the period. % is calculated as Quantity/Base number*100

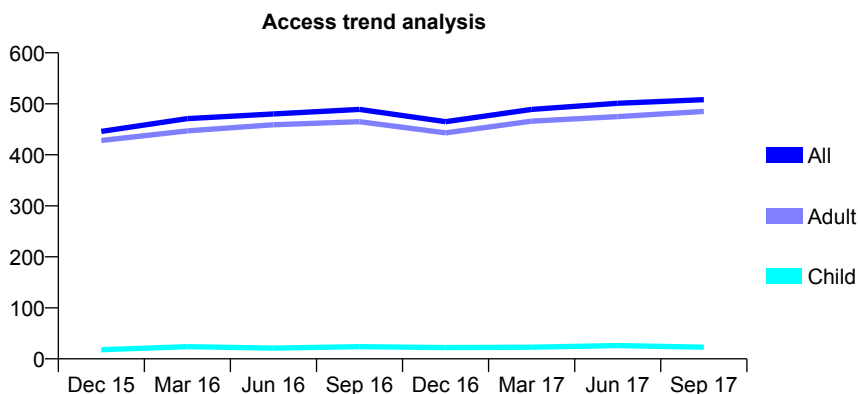
7A6 - Vital Signs At a Glance Contract Report for 133523/0007 - September 2017

Name or company name	Gateway OHS Limited
Contract type name	PDS Contract
Purpose of contract	General
Contract start date	01/04/2011
Contract end date	31/03/2018

17/18 Contracted general activity (UDA)	562
Carry forward general activity (UDA)	0
17/18 Contracted orthodontic activity (UOA)	0
Carry forward orthodontic activity (UOA)	0
Baseline contract value	£25,499.98

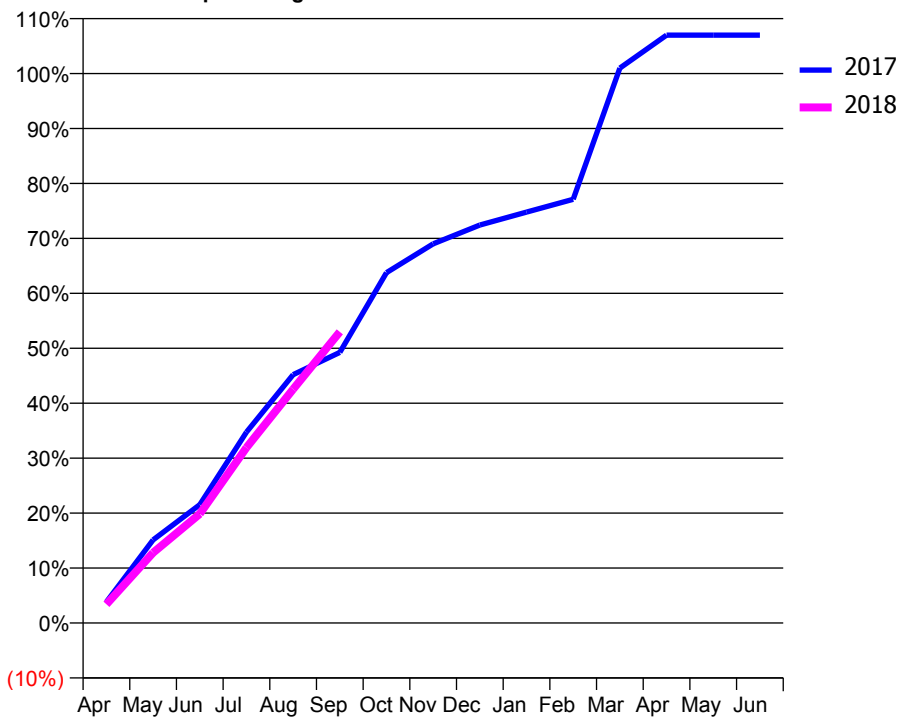
ACCESS*

Patients seen in 24 months	Total	Change since previous quarter
Quarter ending September 2016	489	
Quarter ending December 2016	465	↓
Quarter ending March 2017	489	↑
Quarter ending June 2017	501	↑
Quarter ending September 2017	508	→
Variance since September 2016	3.9%	↑



ACTIVITY

Cumulative percentage of contracted UDA delivered 2017 & 2018



Month	Adjusted Scheduled Activity (UDA)	
	2017	2018
April	22	19
May	85	72
June	121	112
July	195	179
August	254	239
September	277	298
October	358	
November	388	
December	407	
January	420	
February	433	
March	568	
April	601	
May	601	
June	601	

QUALITY

	Quantity	Base Number	Contract	LHB	Wales
% of FP17s for the same patient ID Re-attending within 3 months - Children	0	13	0.0%	8.5%	10.9%
% of FP17s for the same patient ID Re-attending within 3 months - Adults	9	250	3.6%	15.0%	16.2%
% of FP17s for the same patient ID Re-attending between 3 & 9 months - Children	0	13	0.0%	58.0%	58.9%
% of FP17s for the same patient ID Re-attending between 3 & 9 months - Adults	3	250	1.2%	54.7%	55.2%
% of FP17s for Band 1 Urgent Courses	224	235	95.3%	9.3%	9.1%
% of FP17s Relating to Free Repair or Replacements	0	235	0.0%	0.8%	0.8%
% of FP17s Relating to Continuations	0	235	0.0%	0.7%	0.8%
% of Patients satisfied with the dentistry they have received	0	1	N/A	91.3%	92.0%
% of Patients satisfied with the time they had to wait for an appointment	0	1	N/A	86.7%	87.6%

* This is based on patients treated on this contract for their most recent course of treatment. Figures in italics indicate the base number of FP17s or Patient Questionnaire responses are less than 100. N/A is shown where the base number of responses is less than 10 during the period. % is calculated as Quantity/Base number*100

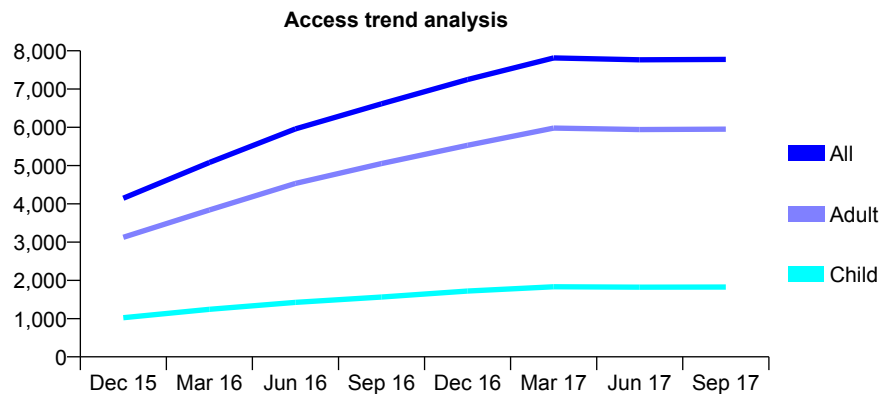
7A6 - Vital Signs At a Glance Contract Report for 133523/0008 - September 2017

Name or company name	Gateway OHS Limited
Contract type name	GDS Contract
Purpose of contract	General
Contract start date	01/04/2015
Contract end date	

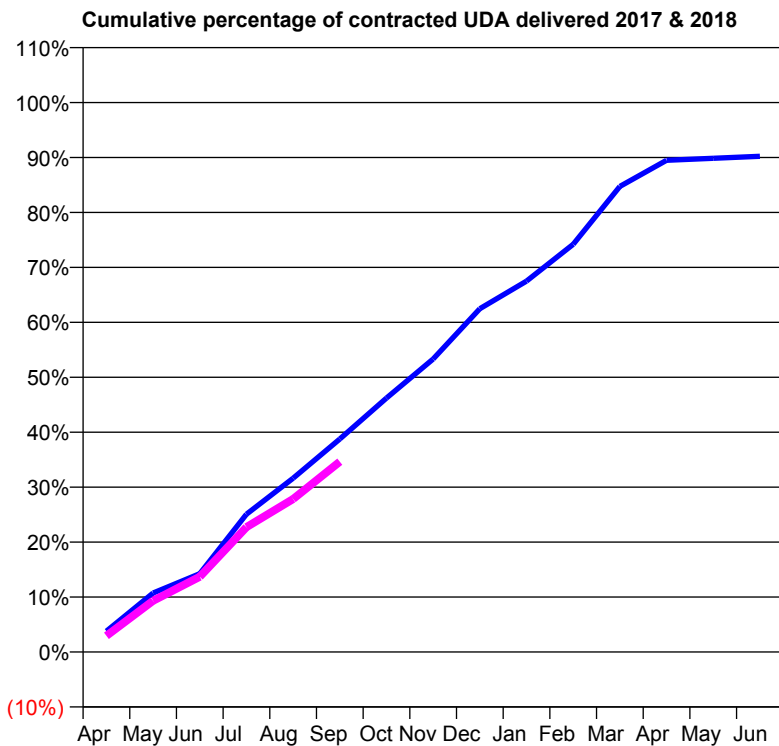
17/18 Contracted general activity (UDA)	22,472
Carry forward general activity (UDA)	0
17/18 Contracted orthodontic activity (UOA)	0
Carry forward orthodontic activity (UOA)	0
Baseline contract value	£577,837.10

ACCESS*

Patients seen in 24 months	Total	Change since previous quarter
Quarter ending September 2016	6,615	
Quarter ending December 2016	7,249	↑
Quarter ending March 2017	7,812	↑
Quarter ending June 2017	7,764	→
Quarter ending September 2017	7,776	→
Variance since September 2016	17.6%	↑



ACTIVITY



Month	Adjusted Scheduled Activity (UDA)	
	2017	2018
April	852	662
May	2,414	2,095
June	3,203	3,079
July	5,638	5,109
August	7,108	6,260
September	8,711	7,783
October	10,388	
November	11,983	
December	14,037	
January	15,169	
February	16,673	
March	19,042	
April	20,108	
May	20,193	
June	20,270	

QUALITY

	Quantity	Base Number	Contract	LHB	Wales
% of FP17s for the same patient ID Re-attending within 3 months - Children	50	921	5.4%	8.5%	10.9%
% of FP17s for the same patient ID Re-attending within 3 months - Adults	518	3,358	15.4%	15.0%	16.2%
% of FP17s for the same patient ID Re-attending between 3 & 9 months - Children	273	921	29.6%	58.0%	58.9%
% of FP17s for the same patient ID Re-attending between 3 & 9 months - Adults	1,242	3,358	37.0%	54.7%	55.2%
% of FP17s for Band 1 Urgent Courses	502	3,775	13.3%	9.3%	9.1%
% of FP17s Relating to Free Repair or Replacements	61	3,775	1.6%	0.8%	0.8%
% of FP17s Relating to Continuations	6	3,775	0.2%	0.7%	0.8%
% of Patients satisfied with the dentistry they have received	33	36	91.7%	91.3%	92.0%
% of Patients satisfied with the time they had to wait for an appointment	28	36	77.8%	86.7%	87.6%

* This is based on patients treated on this contract for their most recent course of treatment. Figures in italics indicate the base number of FP17s or Patient Questionnaire responses are less than 100. N/A is shown where the base number of responses is less than 10 during the period. % is calculated as Quantity/Base number*100

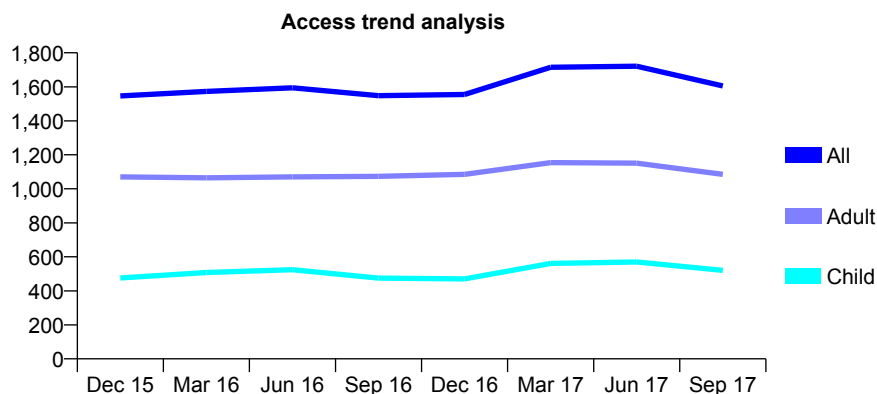
7A6 - Vital Signs At a Glance Contract Report for 140309/0001 - September 2017

Name or company name	A & M Jones Healthcare Ltd
Contract type name	GDS Contract
Purpose of contract	General
Contract start date	01/03/2012
Contract end date	

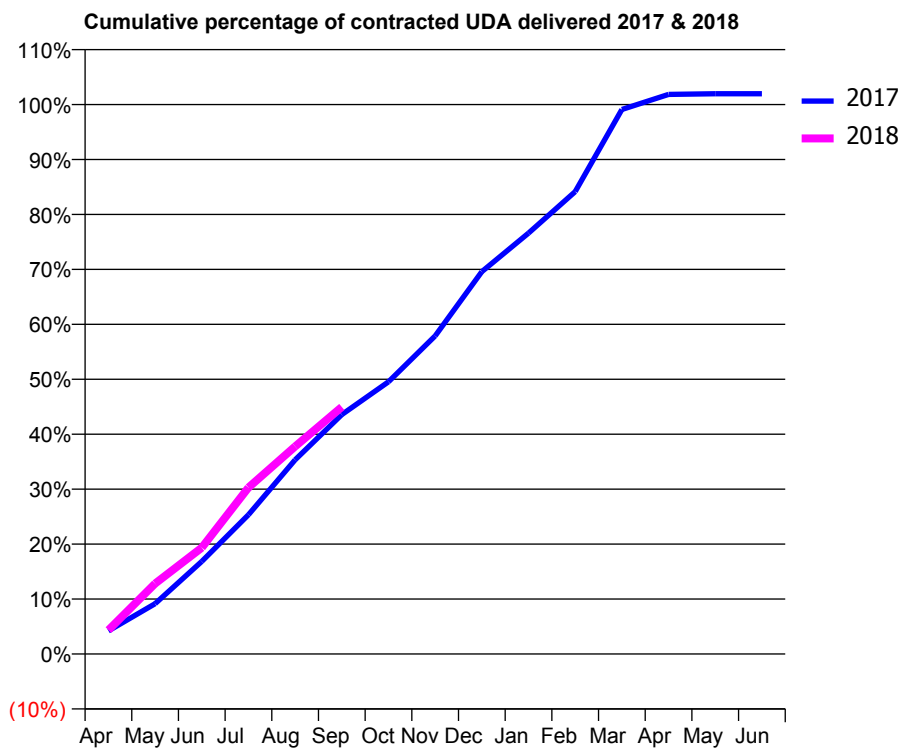
17/18 Contracted general activity (UDA)	5,754
Carry forward general activity (UDA)	-112
17/18 Contracted orthodontic activity (UOA)	0
Carry forward orthodontic activity (UOA)	0
Baseline contract value	£195,519.58

ACCESS*

Patients seen in 24 months	Total	Change since previous quarter
Quarter ending September 2016	1,548	
Quarter ending December 2016	1,555	→
Quarter ending March 2017	1,715	↑
Quarter ending June 2017	1,721	→
Quarter ending September 2017	1,605	↓
Variance since September 2016	3.7%	↑



ACTIVITY



Month	Adjusted Scheduled Activity (UDA)	
	2017	2018
April	242	250
May	527	737
June	970	1,114
July	1,458	1,743
August	2,034	2,174
September	2,506	2,587
October	2,851	
November	3,331	
December	4,004	
January	4,407	
February	4,842	
March	5,701	
April	5,860	
May	5,866	
June	5,866	

QUALITY

	Quantity	Base Number	Contract	LHB	Wales
% of FP17s for the same patient ID Re-attending within 3 months - Children	13	428	3.0%	8.5%	10.9%
% of FP17s for the same patient ID Re-attending within 3 months - Adults	81	781	10.4%	15.0%	16.2%
% of FP17s for the same patient ID Re-attending between 3 & 9 months - Children	187	428	43.7%	58.0%	58.9%
% of FP17s for the same patient ID Re-attending between 3 & 9 months - Adults	318	781	40.7%	54.7%	55.2%
% of FP17s for Band 1 Urgent Courses	123	1,138	10.8%	9.3%	9.1%
% of FP17s Relating to Free Repair or Replacements	5	1,138	0.4%	0.8%	0.8%
% of FP17s Relating to Continuations	10	1,138	0.9%	0.7%	0.8%
% of Patients satisfied with the dentistry they have received	3	3	N/A	91.3%	92.0%
% of Patients satisfied with the time they had to wait for an appointment	3	3	N/A	86.7%	87.6%

* This is based on patients treated on this contract for their most recent course of treatment. Figures in italics indicate the base number of FP17s or Patient Questionnaire responses are less than 100. N/A is shown where the base number of responses is less than 10 during the period. % is calculated as Quantity/Base number*100

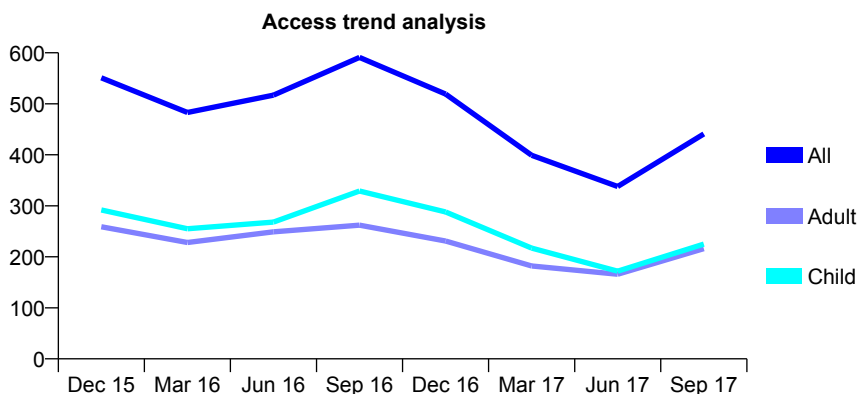
7A6 - Vital Signs At a Glance Contract Report for 140309/0002 - September 2017

Name or company name	A & M Jones Healthcare Ltd
Contract type name	GDS Contract
Purpose of contract	General
Contract start date	01/03/2012
Contract end date	

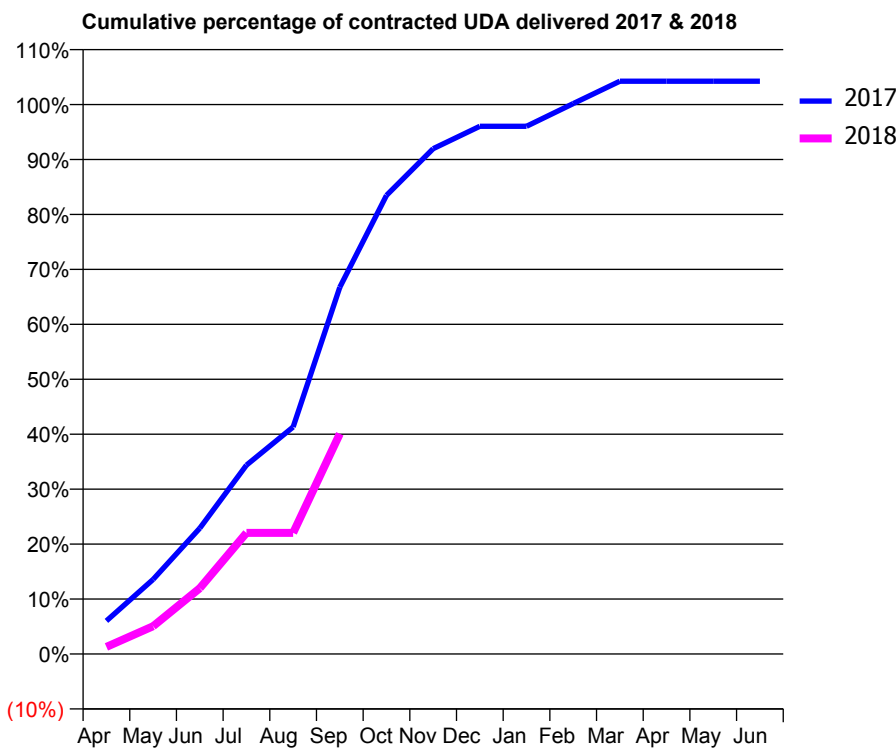
17/18 Contracted general activity (UDA)	1,314
Carry forward general activity (UDA)	0
17/18 Contracted orthodontic activity (UOA)	0
Carry forward orthodontic activity (UOA)	0
Baseline contract value	£29,215.21

ACCESS*

Patients seen in 24 months	Total	Change since previous quarter
Quarter ending September 2016	591	
Quarter ending December 2016	519	↓
Quarter ending March 2017	399	↓
Quarter ending June 2017	338	↓
Quarter ending September 2017	441	↑
Variance since September 2016	(25.4%)	↓



ACTIVITY



Month	Adjusted Scheduled Activity (UDA)	
	2017	2018
April	79	17
May	178	67
June	301	157
July	452	290
August	543	290
September	877	527
October	1,097	
November	1,208	
December	1,262	
January	1,262	
February	1,316	
March	1,370	
April	1,370	
May	1,370	
June	1,370	

QUALITY

	Quantity	Base Number	Contract	LHB	Wales
% of FP17s for the same patient ID Re-attending within 3 months - Children	9	187	4.8%	8.5%	10.9%
% of FP17s for the same patient ID Re-attending within 3 months - Adults	14	138	10.1%	15.0%	16.2%
% of FP17s for the same patient ID Re-attending between 3 & 9 months - Children	88	187	47.1%	58.0%	58.9%
% of FP17s for the same patient ID Re-attending between 3 & 9 months - Adults	36	138	26.1%	54.7%	55.2%
% of FP17s for Band 1 Urgent Courses	18	325	5.5%	9.3%	9.1%
% of FP17s Relating to Free Repair or Replacements	1	325	0.3%	0.8%	0.8%
% of FP17s Relating to Continuations	3	325	0.9%	0.7%	0.8%
% of Patients satisfied with the dentistry they have received	0	0	N/A	91.3%	92.0%
% of Patients satisfied with the time they had to wait for an appointment	0	0	N/A	86.7%	87.6%

* This is based on patients treated on this contract for their most recent course of treatment. Figures in italics indicate the base number of FP17s or Patient Questionnaire responses are less than 100. N/A is shown where the base number of responses is less than 10 during the period. % is calculated as Quantity/Base number*100

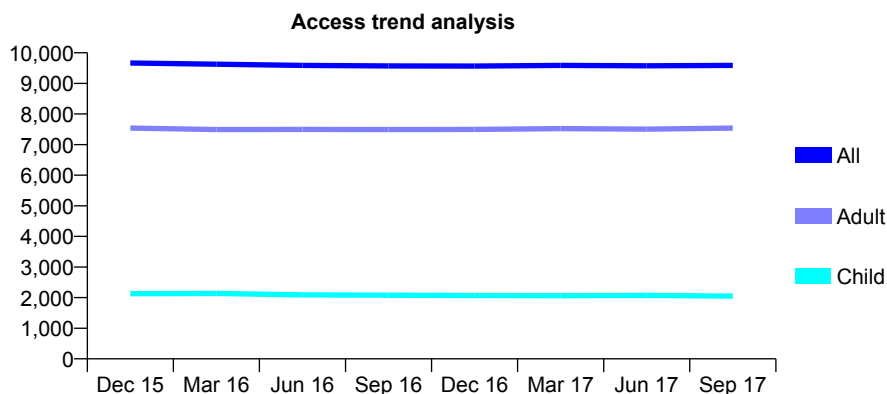
7A6 - Vital Signs At a Glance Contract Report for 142638/0001 - September 2017

Name or company name	The Goodwin Partnership Limited
Contract type name	GDS Contract
Purpose of contract	General
Contract start date	01/04/2009
Contract end date	

17/18 Contracted general activity (UDA)	26,856
Carry forward general activity (UDA)	-224
17/18 Contracted orthodontic activity (UOA)	0
Carry forward orthodontic activity (UOA)	0
Baseline contract value	£672,860.93

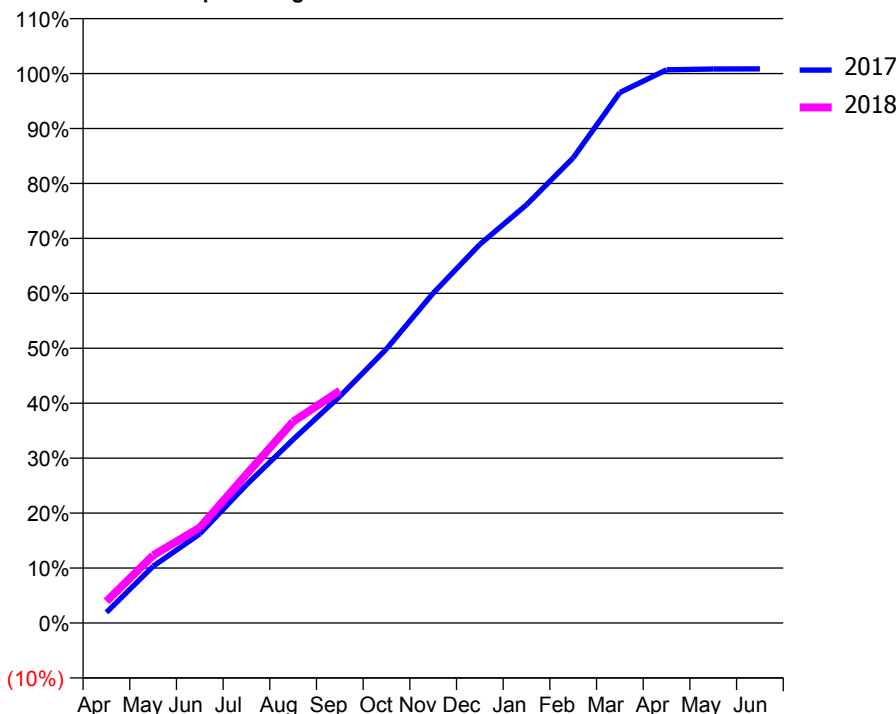
ACCESS*

Patients seen in 24 months	Total	Change since previous quarter
Quarter ending September 2016	9,572	
Quarter ending December 2016	9,565	→
Quarter ending March 2017	9,589	→
Quarter ending June 2017	9,577	→
Quarter ending September 2017	9,590	→
Variance since September 2016	0.2%	→



ACTIVITY

Cumulative percentage of contracted UDA delivered 2017 & 2018



Month	Adjusted Scheduled Activity (UDA)	
	2017	2018
April	518	1,060
May	2,771	3,309
June	4,354	4,661
July	6,758	7,270
August	8,969	9,845
September	11,074	11,353
October	13,399	
November	16,122	
December	18,505	
January	20,439	
February	22,738	
March	25,930	
April	27,035	
May	27,078	
June	27,080	

QUALITY

	Quantity	Base Number	Contract	LHB	Wales
% of FP17s for the same patient ID Re-attending within 3 months - Children	118	1,373	8.6%	8.5%	10.9%
% of FP17s for the same patient ID Re-attending within 3 months - Adults	701	5,204	13.5%	15.0%	16.2%
% of FP17s for the same patient ID Re-attending between 3 & 9 months - Children	725	1,373	52.8%	58.0%	58.9%
% of FP17s for the same patient ID Re-attending between 3 & 9 months - Adults	2,995	5,204	57.6%	54.7%	55.2%
% of FP17s for Band 1 Urgent Courses	385	6,041	6.4%	9.3%	9.1%
% of FP17s Relating to Free Repair or Replacements	53	6,041	0.9%	0.8%	0.8%
% of FP17s Relating to Continuations	33	6,041	0.5%	0.7%	0.8%
% of Patients satisfied with the dentistry they have received	37	37	100.0%	91.3%	92.0%
% of Patients satisfied with the time they had to wait for an appointment	36	37	97.3%	86.7%	87.6%

* This is based on patients treated on this contract for their most recent course of treatment. Figures in italics indicate the base number of FP17s or Patient Questionnaire responses are less than 100. N/A is shown where the base number of responses is less than 10 during the period. % is calculated as Quantity/Base number*100

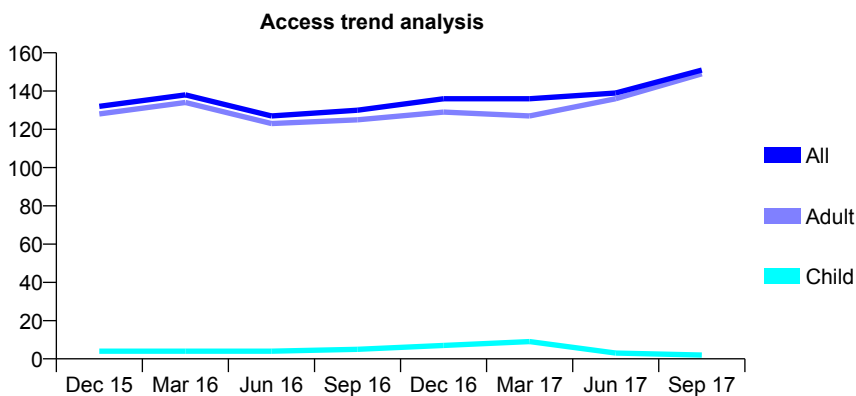
7A6 - Vital Signs At a Glance Contract Report for 142638/0002 - September 2017

Name or company name	The Goodwin Partnership Limited
Contract type name	GDS Contract
Purpose of contract	General
Contract start date	01/04/2009
Contract end date	

17/18 Contracted general activity (UDA)	180
Carry forward general activity (UDA)	0
17/18 Contracted orthodontic activity (UOA)	0
Carry forward orthodontic activity (UOA)	0
Baseline contract value	£10,554.18

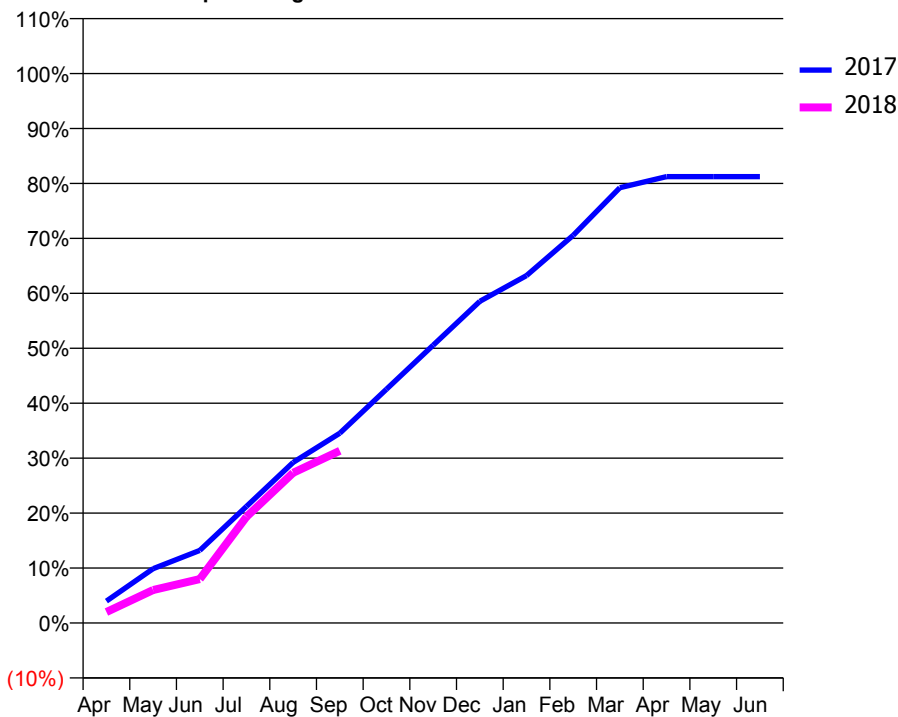
ACCESS*

Patients seen in 24 months	Total	Change since previous quarter
Quarter ending September 2016	130	
Quarter ending December 2016	136	↑
Quarter ending March 2017	136	→
Quarter ending June 2017	139	↑
Quarter ending September 2017	151	↑
Variance since September 2016	16.2%	↑



ACTIVITY

Cumulative percentage of contracted UDA delivered 2017 & 2018



Month	Adjusted Scheduled Activity (UDA)	
	2017	2018
April	7	4
May	18	11
June	24	14
July	38	35
August	53	49
September	62	56
October	77	
November	91	
December	105	
January	114	
February	127	
March	143	
April	146	
May	146	
June	146	

QUALITY

	Quantity	Base Number	Contract	LHB	Wales
% of FP17s for the same patient ID Re-attending within 3 months - Children	0	0	N/A	8.5%	10.9%
% of FP17s for the same patient ID Re-attending within 3 months - Adults	0	50	0.0%	15.0%	16.2%
% of FP17s for the same patient ID Re-attending between 3 & 9 months - Children	0	0	N/A	58.0%	58.9%
% of FP17s for the same patient ID Re-attending between 3 & 9 months - Adults	0	50	0.0%	54.7%	55.2%
% of FP17s for Band 1 Urgent Courses	47	47	100.0%	9.3%	9.1%
% of FP17s Relating to Free Repair or Replacements	0	47	0.0%	0.8%	0.8%
% of FP17s Relating to Continuations	0	47	0.0%	0.7%	0.8%
% of Patients satisfied with the dentistry they have received	0	0	N/A	91.3%	92.0%
% of Patients satisfied with the time they had to wait for an appointment	0	0	N/A	86.7%	87.6%

* This is based on patients treated on this contract for their most recent course of treatment. Figures in italics indicate the base number of FP17s or Patient Questionnaire responses are less than 100. N/A is shown where the base number of responses is less than 10 during the period. % is calculated as Quantity/Base number*100

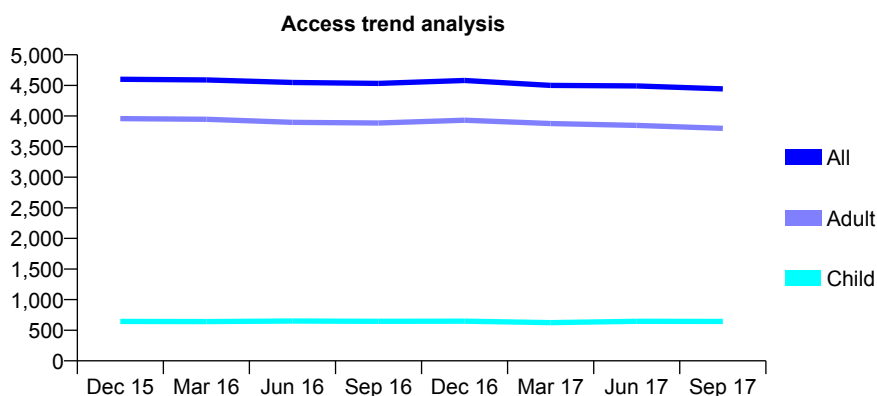
7A6 - Vital Signs At a Glance Contract Report for 144096/0001 - September 2017

Name or company name	Dalegrade Limited
Contract type name	GDS Contract
Purpose of contract	General
Contract start date	01/04/2010
Contract end date	

17/18 Contracted general activity (UDA)	13,320
Carry forward general activity (UDA)	-437
17/18 Contracted orthodontic activity (UOA)	0
Carry forward orthodontic activity (UOA)	0
Baseline contract value	£396,292.58

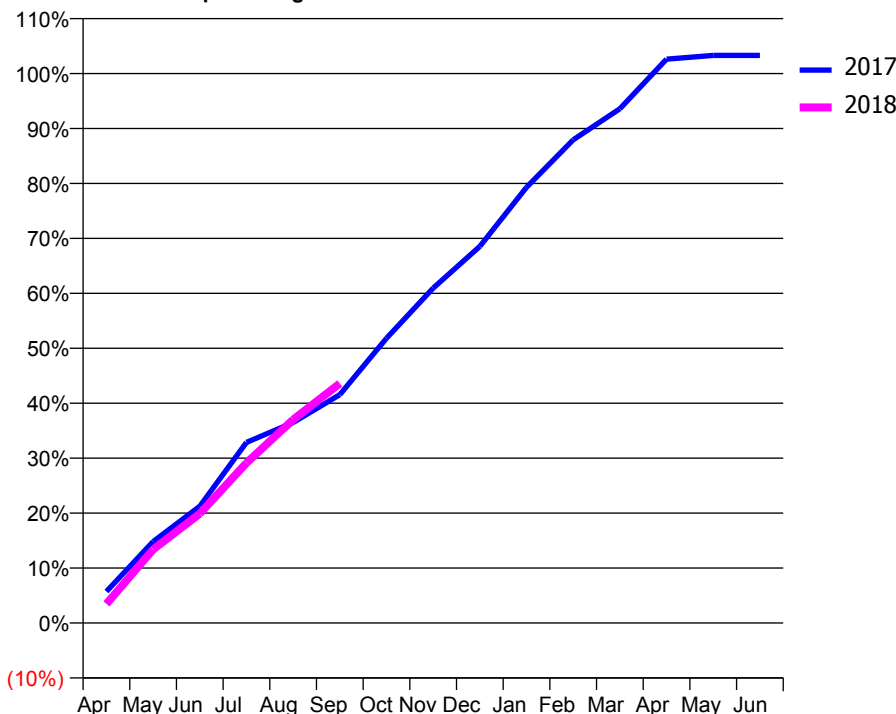
ACCESS*

Patients seen in 24 months	Total	Change since previous quarter
Quarter ending September 2016	4,532	
Quarter ending December 2016	4,580	→
Quarter ending March 2017	4,500	↓
Quarter ending June 2017	4,492	→
Quarter ending September 2017	4,443	↓
Variance since September 2016	(2.0%)	↓



ACTIVITY

Cumulative percentage of contracted UDA delivered 2017 & 2018



Month	Adjusted Scheduled Activity (UDA)	
	2017	2018
April	766	463
May	1,973	1,783
June	2,831	2,652
July	4,379	3,879
August	4,861	4,932
September	5,536	5,807
October	6,904	
November	8,118	
December	9,131	
January	10,563	
February	11,712	
March	12,467	
April	13,669	
May	13,757	
June	13,757	

QUALITY

	Quantity	Base Number	Contract	LHB	Wales
% of FP17s for the same patient ID Re-attending within 3 months - Children	44	487	9.0%	8.5%	10.9%
% of FP17s for the same patient ID Re-attending within 3 months - Adults	474	2,966	16.0%	15.0%	16.2%
% of FP17s for the same patient ID Re-attending between 3 & 9 months - Children	252	487	51.7%	58.0%	58.9%
% of FP17s for the same patient ID Re-attending between 3 & 9 months - Adults	1,645	2,966	55.5%	54.7%	55.2%
% of FP17s for Band 1 Urgent Courses	340	2,800	12.1%	9.3%	9.1%
% of FP17s Relating to Free Repair or Replacements	12	2,800	0.4%	0.8%	0.8%
% of FP17s Relating to Continuations	38	2,800	1.4%	0.7%	0.8%
% of Patients satisfied with the dentistry they have received	24	26	92.3%	91.3%	92.0%
% of Patients satisfied with the time they had to wait for an appointment	25	26	96.2%	86.7%	87.6%

* This is based on patients treated on this contract for their most recent course of treatment. Figures in italics indicate the base number of FP17s or Patient Questionnaire responses are less than 100. N/A is shown where the base number of responses is less than 10 during the period. % is calculated as Quantity/Base number*100

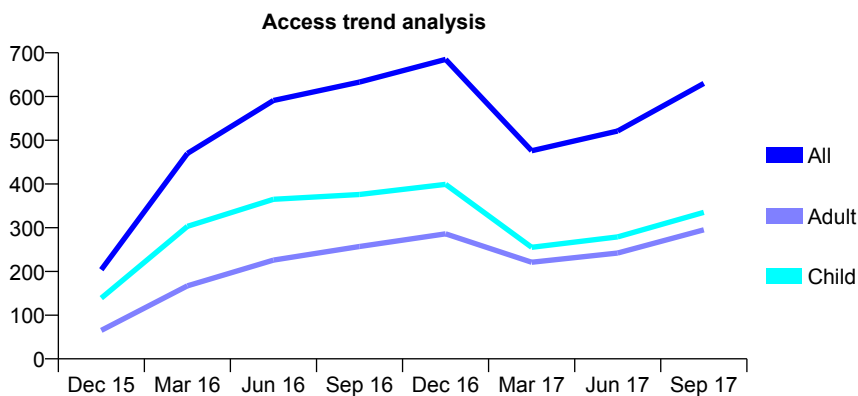
7A6 - Vital Signs At a Glance Contract Report for 144363/0001 - September 2017

Name or company name	Harj Consultancy Ltd
Contract type name	GDS Contract
Purpose of contract	General
Contract start date	01/10/2015
Contract end date	

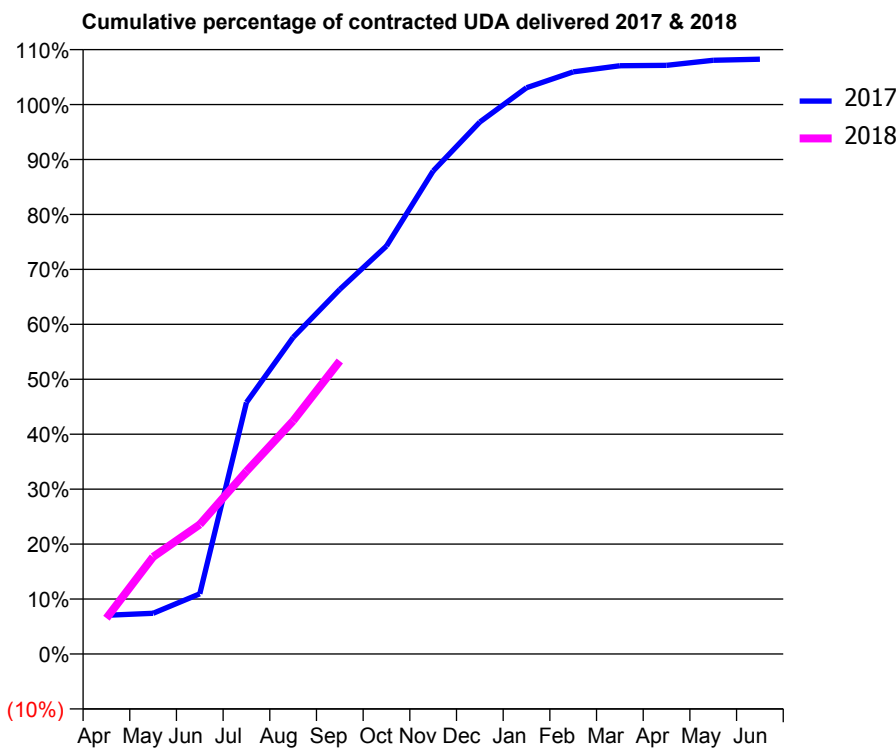
17/18 Contracted general activity (UDA)	1,617
Carry forward general activity (UDA)	-81
17/18 Contracted orthodontic activity (UOA)	0
Carry forward orthodontic activity (UOA)	0
Baseline contract value	£36,761.42

ACCESS*

Patients seen in 24 months	Total	Change since previous quarter
Quarter ending September 2016	633	
Quarter ending December 2016	685	↑
Quarter ending March 2017	476	↓
Quarter ending June 2017	521	↑
Quarter ending September 2017	630	↑
Variance since September 2016	(0.5%)	→



ACTIVITY



Month	Adjusted Scheduled Activity (UDA)	
	2017	2018
April	114	105
May	120	286
June	177	381
July	740	538
August	932	686
September	1,073	862
October	1,200	
November	1,422	
December	1,565	
January	1,666	
February	1,713	
March	1,731	
April	1,732	
May	1,747	
June	1,750	

QUALITY

	Quantity	Base Number	Contract	LHB	Wales
% of FP17s for the same patient ID Re-attending within 3 months - Children	8	273	2.9%	8.5%	10.9%
% of FP17s for the same patient ID Re-attending within 3 months - Adults	11	174	6.3%	15.0%	16.2%
% of FP17s for the same patient ID Re-attending between 3 & 9 months - Children	114	273	41.8%	58.0%	58.9%
% of FP17s for the same patient ID Re-attending between 3 & 9 months - Adults	61	174	35.1%	54.7%	55.2%
% of FP17s for Band 1 Urgent Courses	12	443	2.7%	9.3%	9.1%
% of FP17s Relating to Free Repair or Replacements	0	443	0.0%	0.8%	0.8%
% of FP17s Relating to Continuations	0	443	0.0%	0.7%	0.8%
% of Patients satisfied with the dentistry they have received	1	1	N/A	91.3%	92.0%
% of Patients satisfied with the time they had to wait for an appointment	1	1	N/A	86.7%	87.6%

* This is based on patients treated on this contract for their most recent course of treatment. Figures in italics indicate the base number of FP17s or Patient Questionnaire responses are less than 100. N/A is shown where the base number of responses is less than 10 during the period. % is calculated as Quantity/Base number*100

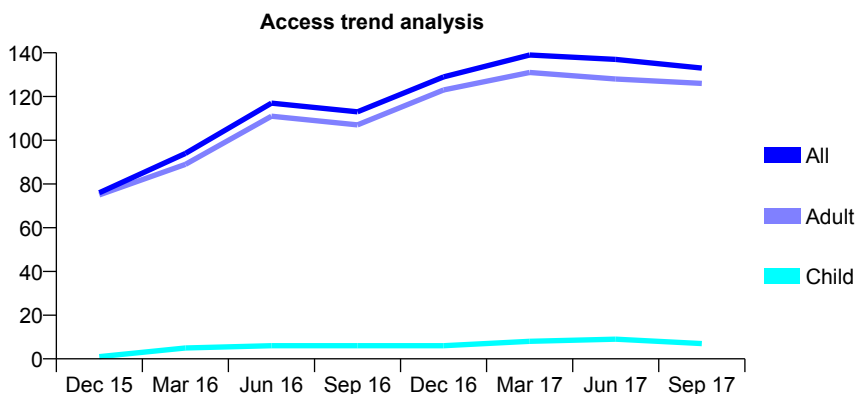
7A6 - Vital Signs At a Glance Contract Report for 146048/0001 - September 2017

Name or company name	Kensington Court Anaesthetic Clinic
Contract type name	PDS Contract
Purpose of contract	General
Contract start date	01/04/2006
Contract end date	31/03/2018

17/18 Contracted general activity (UDA)	450
Carry forward general activity (UDA)	0
17/18 Contracted orthodontic activity (UOA)	0
Carry forward orthodontic activity (UOA)	0
Baseline contract value	£35,075.70

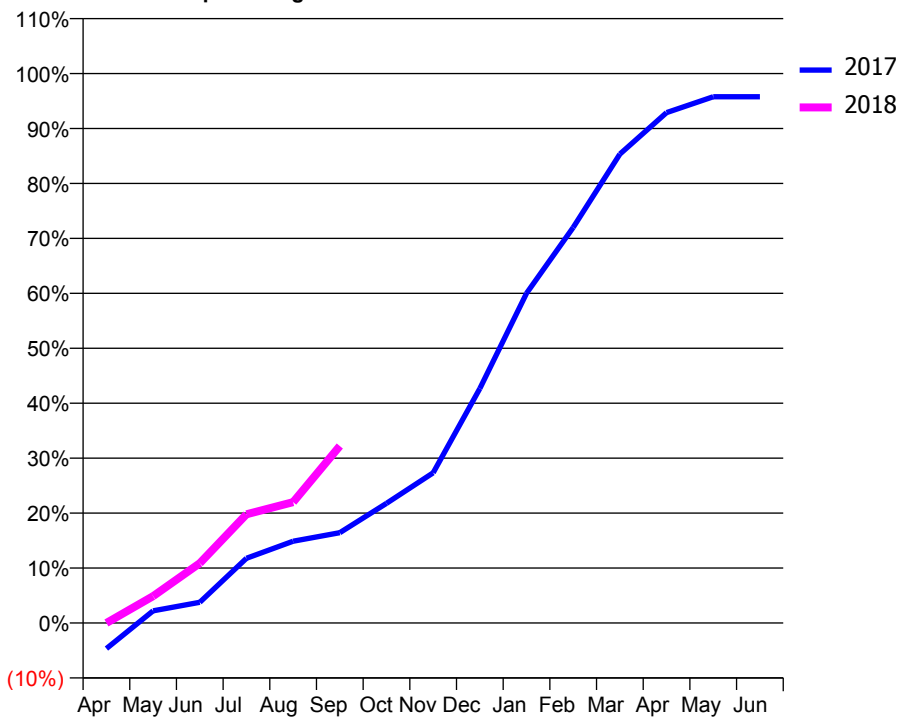
ACCESS*

Patients seen in 24 months	Total	Change since previous quarter
Quarter ending September 2016	113	
Quarter ending December 2016	129	↑
Quarter ending March 2017	139	↑
Quarter ending June 2017	137	↓
Quarter ending September 2017	133	↓
Variance since September 2016	17.7%	↑



ACTIVITY

Cumulative percentage of contracted UDA delivered 2017 & 2018



Adjusted Scheduled Activity (UDA)

Month	2017	2018
April	-21	0
May	10	22
June	17	49
July	53	89
August	67	99
September	74	145
October	98	
November	123	
December	192	
January	270	
February	324	
March	384	
April	418	
May	431	
June	431	

QUALITY

	Quantity	Base Number	Contract	LHB	Wales
% of FP17s for the same patient ID Re-attending within 3 months - Children	2	10	20.0%	8.5%	10.9%
% of FP17s for the same patient ID Re-attending within 3 months - Adults	2	66	3.0%	15.0%	16.2%
% of FP17s for the same patient ID Re-attending between 3 & 9 months - Children	0	10	0.0%	58.0%	58.9%
% of FP17s for the same patient ID Re-attending between 3 & 9 months - Adults	3	66	4.5%	54.7%	55.2%
% of FP17s for Band 1 Urgent Courses	0	58	0.0%	9.3%	9.1%
% of FP17s Relating to Free Repair or Replacements	0	58	0.0%	0.8%	0.8%
% of FP17s Relating to Continuations	0	58	0.0%	0.7%	0.8%
% of Patients satisfied with the dentistry they have received	0	0	N/A	91.3%	92.0%
% of Patients satisfied with the time they had to wait for an appointment	0	0	N/A	86.7%	87.6%

* This is based on patients treated on this contract for their most recent course of treatment. Figures in italics indicate the base number of FP17s or Patient Questionnaire responses are less than 100. N/A is shown where the base number of responses is less than 10 during the period. % is calculated as Quantity/Base number*100

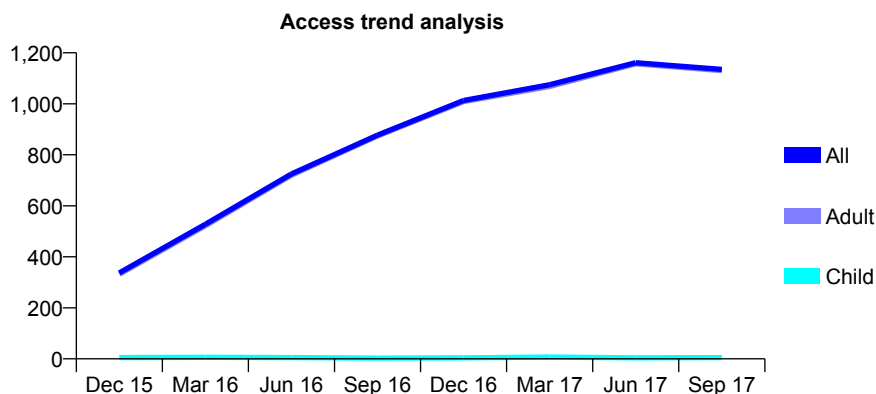
7A6 - Vital Signs At a Glance Contract Report for 146048/0004 - September 2017

Name or company name	Kensington Court Anaesthetic Clinic
Contract type name	PDS Contract
Purpose of contract	General
Contract start date	01/04/2014
Contract end date	31/03/2018

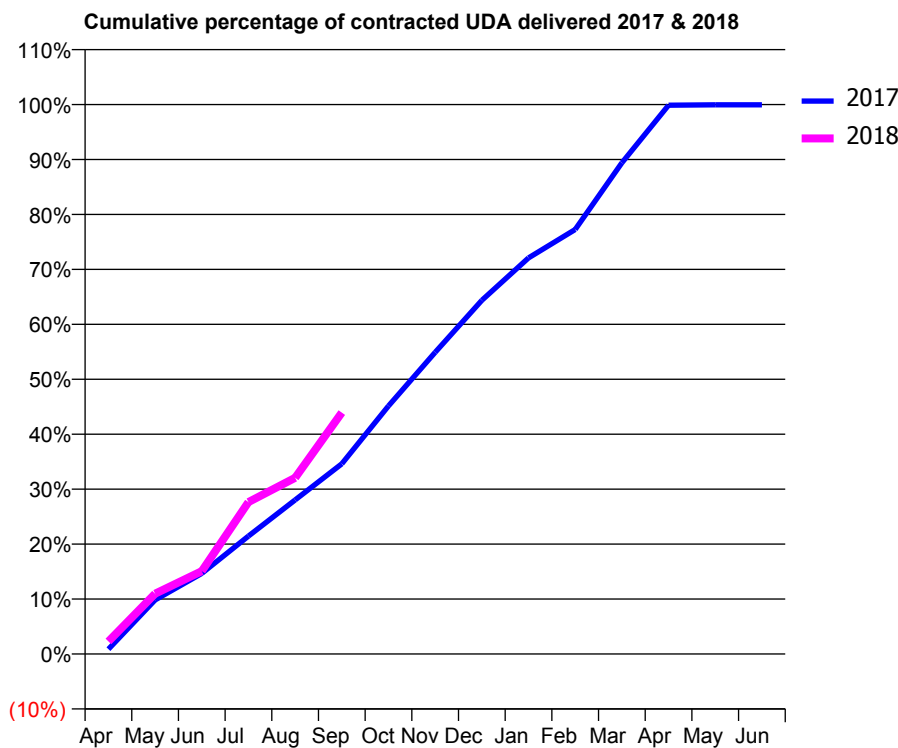
17/18 Contracted general activity (UDA)	3,016
Carry forward general activity (UDA)	0
17/18 Contracted orthodontic activity (UOA)	0
Carry forward orthodontic activity (UOA)	0
Baseline contract value	£224,663.80

ACCESS*

Patients seen in 24 months	Total	Change since previous quarter
Quarter ending September 2016	877	
Quarter ending December 2016	1,013	↑
Quarter ending March 2017	1,075	↑
Quarter ending June 2017	1,161	↑
Quarter ending September 2017	1,135	↓
Variance since September 2016	29.4%	↑



ACTIVITY



Month	Adjusted Scheduled Activity (UDA)	
	2017	2018
April	29	69
May	325	331
June	484	455
July	708	834
August	925	967
September	1,142	1,325
October	1,490	
November	1,812	
December	2,124	
January	2,379	
February	2,549	
March	2,950	
April	3,296	
May	3,298	
June	3,298	

QUALITY

	Quantity	Base Number	Contract	LHB	Wales
% of FP17s for the same patient ID Re-attending within 3 months - Children	0	8	0.0%	8.5%	10.9%
% of FP17s for the same patient ID Re-attending within 3 months - Adults	2	606	0.3%	15.0%	16.2%
% of FP17s for the same patient ID Re-attending between 3 & 9 months - Children	0	8	0.0%	58.0%	58.9%
% of FP17s for the same patient ID Re-attending between 3 & 9 months - Adults	2	606	0.3%	54.7%	55.2%
% of FP17s for Band 1 Urgent Courses	0	484	0.0%	9.3%	9.1%
% of FP17s Relating to Free Repair or Replacements	0	484	0.0%	0.8%	0.8%
% of FP17s Relating to Continuations	0	484	0.0%	0.7%	0.8%
% of Patients satisfied with the dentistry they have received	1	1	N/A	91.3%	92.0%
% of Patients satisfied with the time they had to wait for an appointment	1	1	N/A	86.7%	87.6%

* This is based on patients treated on this contract for their most recent course of treatment. Figures in italics indicate the base number of FP17s or Patient Questionnaire responses are less than 100. N/A is shown where the base number of responses is less than 10 during the period. % is calculated as Quantity/Base number*100

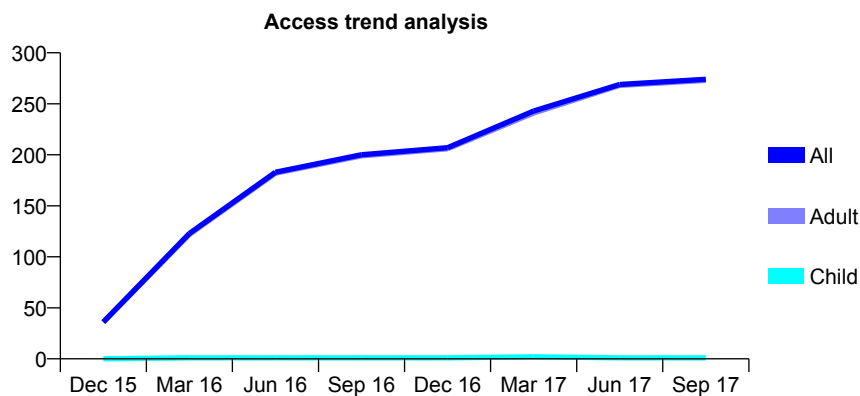
7A6 - Vital Signs At a Glance Contract Report for 146048/0008 - September 2017

Name or company name	Kensington Court Anaesthetic Clinic
Contract type name	PDS Contract
Purpose of contract	General
Contract start date	01/04/2015
Contract end date	31/03/2018

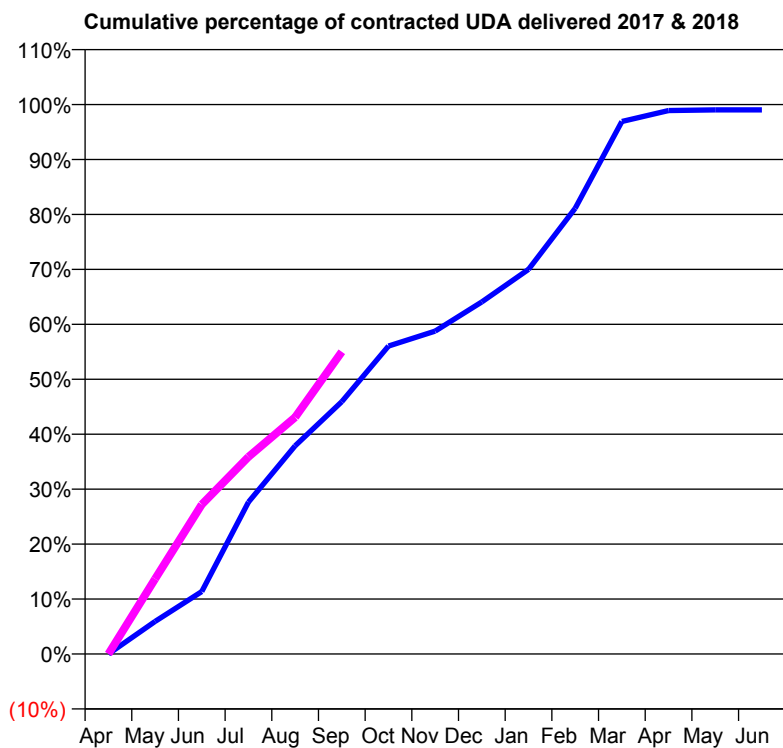
17/18 Contracted general activity (UDA)	680
Carry forward general activity (UDA)	0
17/18 Contracted orthodontic activity (UOA)	0
Carry forward orthodontic activity (UOA)	0
Baseline contract value	£70,669.19

ACCESS*

Patients seen in 24 months	Total	Change since previous quarter
Quarter ending September 2016	200	
Quarter ending December 2016	207	↑
Quarter ending March 2017	243	↑
Quarter ending June 2017	269	↑
Quarter ending September 2017	274	→
Variance since September 2016	37.0%	↑



ACTIVITY



Month	Adjusted Scheduled Activity (UDA)	
	2017	2018
April	0	0
May	48	93
June	92	185
July	224	244
August	307	293
September	372	374
October	454	
November	476	
December	519	
January	567	
February	657	
March	785	
April	801	
May	802	
June	802	

QUALITY

	Quantity	Base Number	Contract	LHB	Wales
% of FP17s for the same patient ID Re-attending within 3 months - Children	0	4	0.0%	8.5%	10.9%
% of FP17s for the same patient ID Re-attending within 3 months - Adults	10	157	6.4%	15.0%	16.2%
% of FP17s for the same patient ID Re-attending between 3 & 9 months - Children	0	4	0.0%	58.0%	58.9%
% of FP17s for the same patient ID Re-attending between 3 & 9 months - Adults	3	157	1.9%	54.7%	55.2%
% of FP17s for Band 1 Urgent Courses	0	154	0.0%	9.3%	9.1%
% of FP17s Relating to Free Repair or Replacements	0	154	0.0%	0.8%	0.8%
% of FP17s Relating to Continuations	0	154	0.0%	0.7%	0.8%
% of Patients satisfied with the dentistry they have received	0	0	N/A	91.3%	92.0%
% of Patients satisfied with the time they had to wait for an appointment	0	0	N/A	86.7%	87.6%

* This is based on patients treated on this contract for their most recent course of treatment. Figures in italics indicate the base number of FP17s or Patient Questionnaire responses are less than 100. N/A is shown where the base number of responses is less than 10 during the period. % is calculated as Quantity/Base number*100

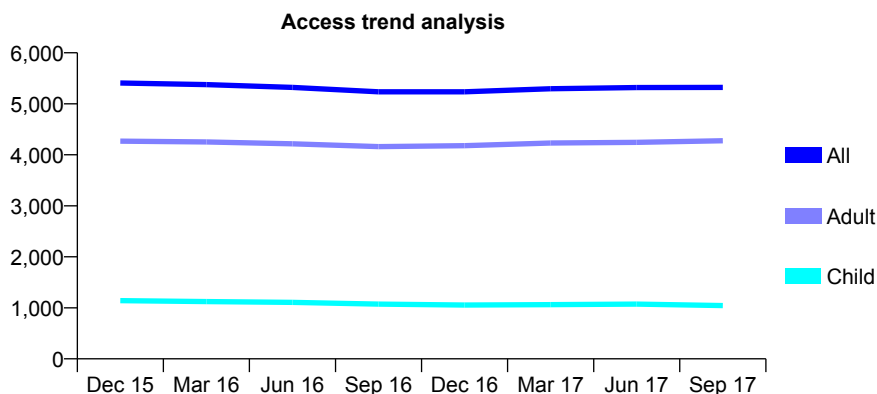
7A6 - Vital Signs At a Glance Contract Report for 148881/0001 - September 2017

Name or company name	N Malik & K Partridge
Contract type name	GDS Contract
Purpose of contract	General
Contract start date	01/11/2011
Contract end date	

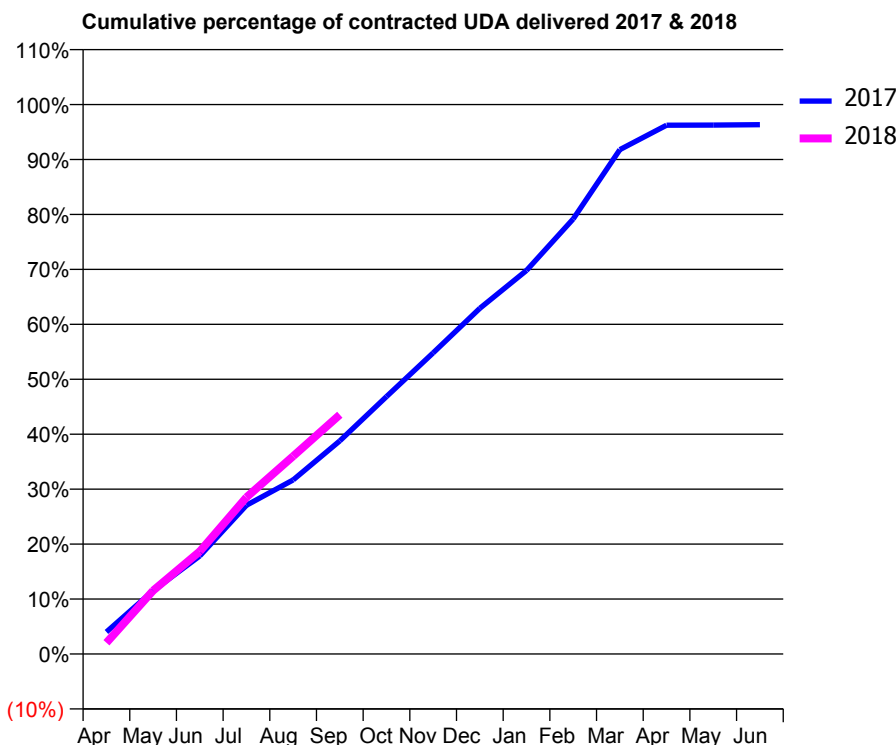
17/18 Contracted general activity (UDA)	18,124
Carry forward general activity (UDA)	0
17/18 Contracted orthodontic activity (UOA)	0
Carry forward orthodontic activity (UOA)	0
Baseline contract value	£446,440.90

ACCESS*

Patients seen in 24 months	Total	Change since previous quarter
Quarter ending September 2016	5,235	
Quarter ending December 2016	5,234	→
Quarter ending March 2017	5,295	→
Quarter ending June 2017	5,318	→
Quarter ending September 2017	5,321	→
Variance since September 2016	1.6%	→



ACTIVITY



Month	Adjusted Scheduled Activity (UDA)	
	2017	2018
April	729	370
May	2,088	2,093
June	3,233	3,382
July	4,908	5,169
August	5,741	6,523
September	7,029	7,894
October	8,489	
November	9,933	
December	11,400	
January	12,650	
February	14,348	
March	16,638	
April	17,440	
May	17,447	
June	17,460	

QUALITY

	Quantity	Base Number	Contract	LHB	Wales
% of FP17s for the same patient ID Re-attending within 3 months - Children	102	811	12.6%	8.5%	10.9%
% of FP17s for the same patient ID Re-attending within 3 months - Adults	485	3,078	15.8%	15.0%	16.2%
% of FP17s for the same patient ID Re-attending between 3 & 9 months - Children	454	811	56.0%	58.0%	58.9%
% of FP17s for the same patient ID Re-attending between 3 & 9 months - Adults	1,774	3,078	57.6%	54.7%	55.2%
% of FP17s for Band 1 Urgent Courses	343	3,603	9.5%	9.3%	9.1%
% of FP17s Relating to Free Repair or Replacements	69	3,603	1.9%	0.8%	0.8%
% of FP17s Relating to Continuations	31	3,603	0.9%	0.7%	0.8%
% of Patients satisfied with the dentistry they have received	17	20	85.0%	91.3%	92.0%
% of Patients satisfied with the time they had to wait for an appointment	17	20	85.0%	86.7%	87.6%

* This is based on patients treated on this contract for their most recent course of treatment. Figures in italics indicate the base number of FP17s or Patient Questionnaire responses are less than 100. N/A is shown where the base number of responses is less than 10 during the period. % is calculated as Quantity/Base number*100

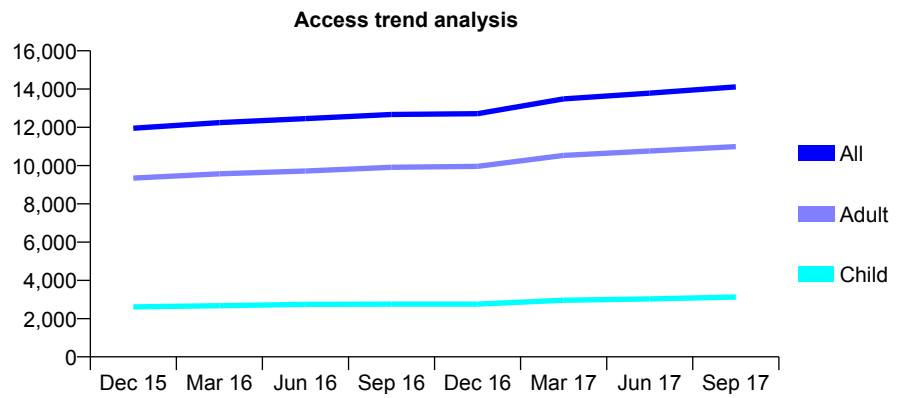
7A6 - Vital Signs At a Glance Contract Report for 154245/0003 - September 2017

Name or company name	Restore Dental Group
Contract type name	GDS Contract
Purpose of contract	General
Contract start date	01/04/2013
Contract end date	

17/18 Contracted general activity (UDA)	41,188
Carry forward general activity (UDA)	0
17/18 Contracted orthodontic activity (UOA)	0
Carry forward orthodontic activity (UOA)	0
Baseline contract value	£1,037,903.88

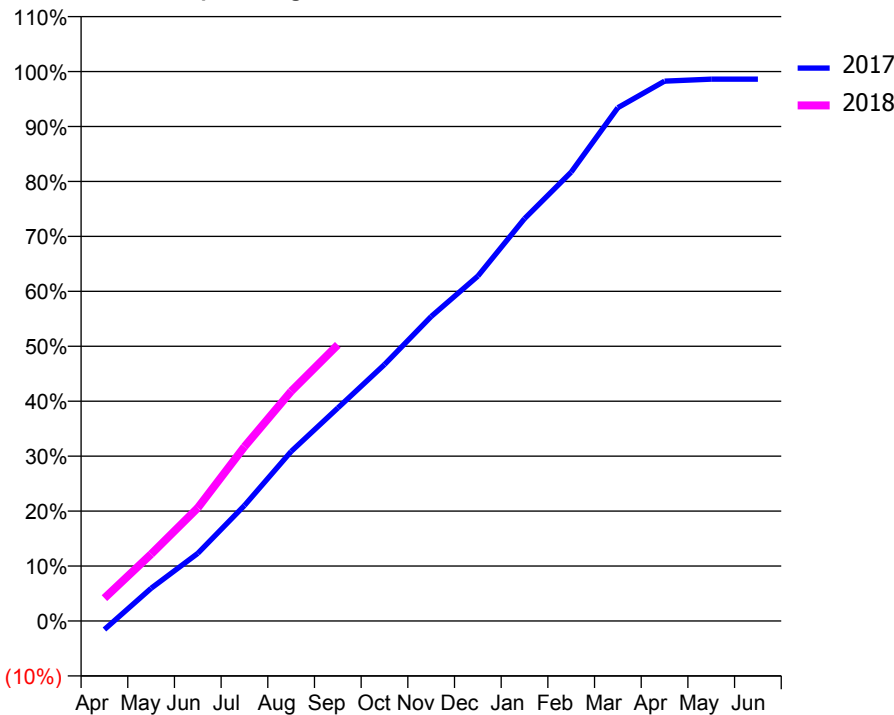
ACCESS*

Patients seen in 24 months	Total	Change since previous quarter
Quarter ending September 2016	12,669	
Quarter ending December 2016	12,716	→
Quarter ending March 2017	13,488	↑
Quarter ending June 2017	13,785	↑
Quarter ending September 2017	14,115	↑
Variance since September 2016	11.4%	↑



ACTIVITY

Cumulative percentage of contracted UDA delivered 2017 & 2018



Month	Adjusted Scheduled Activity (UDA)	
	2017	2018
April	-641	1,715
May	2,458	5,016
June	5,072	8,478
July	8,661	13,071
August	12,713	17,219
September	15,969	20,702
October	19,221	
November	22,827	
December	25,856	
January	30,162	
February	33,644	
March	38,475	
April	40,466	
May	40,613	
June	40,617	

QUALITY

	Quantity	Base Number	Contract	LHB	Wales
% of FP17s for the same patient ID Re-attending within 3 months - Children	158	2,447	6.5%	8.5%	10.9%
% of FP17s for the same patient ID Re-attending within 3 months - Adults	1,181	9,018	13.1%	15.0%	16.2%
% of FP17s for the same patient ID Re-attending between 3 & 9 months - Children	1,402	2,447	57.3%	58.0%	58.9%
% of FP17s for the same patient ID Re-attending between 3 & 9 months - Adults	5,331	9,018	59.1%	54.7%	55.2%
% of FP17s for Band 1 Urgent Courses	843	10,479	8.0%	9.3%	9.1%
% of FP17s Relating to Free Repair or Replacements	89	10,479	0.8%	0.8%	0.8%
% of FP17s Relating to Continuations	99	10,479	0.9%	0.7%	0.8%
% of Patients satisfied with the dentistry they have received	38	41	92.7%	91.3%	92.0%
% of Patients satisfied with the time they had to wait for an appointment	34	41	82.9%	86.7%	87.6%

* This is based on patients treated on this contract for their most recent course of treatment. Figures in italics indicate the base number of FP17s or Patient Questionnaire responses are less than 100. N/A is shown where the base number of responses is less than 10 during the period. % is calculated as Quantity/Base number*100

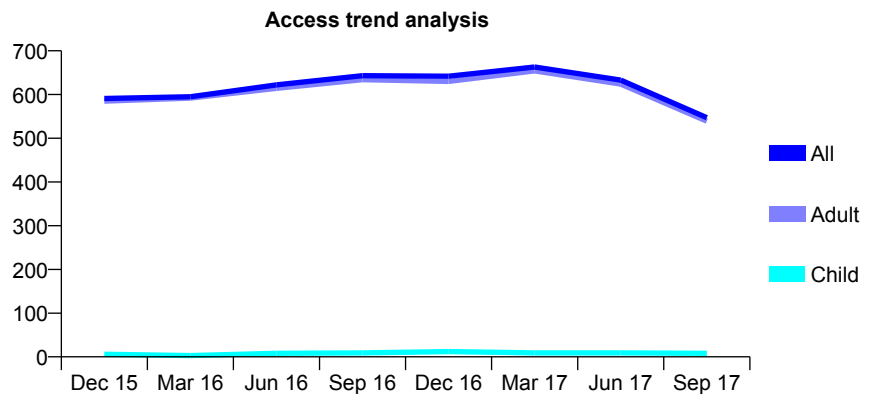
7A6 - Vital Signs At a Glance Contract Report for 154245/0004 - September 2017

Name or company name	Restore Dental Group
Contract type name	GDS Contract
Purpose of contract	General
Contract start date	01/04/2013
Contract end date	

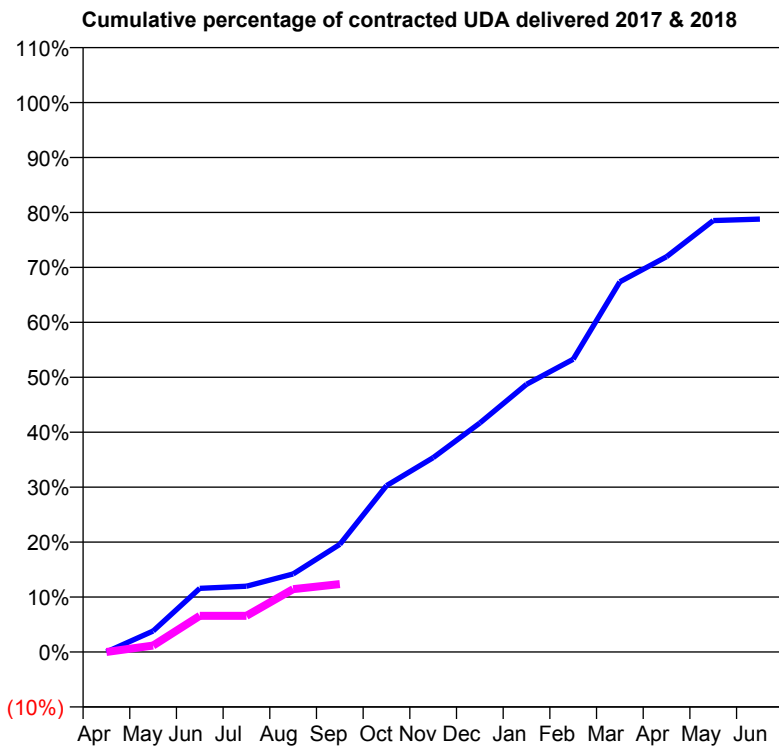
17/18 Contracted general activity (UDA)	912
Carry forward general activity (UDA)	0
17/18 Contracted orthodontic activity (UOA)	0
Carry forward orthodontic activity (UOA)	0
Baseline contract value	£53,405.57

ACCESS*

Patients seen in 24 months	Total	Change since previous quarter
Quarter ending September 2016	643	
Quarter ending December 2016	642	→
Quarter ending March 2017	663	↑
Quarter ending June 2017	633	↓
Quarter ending September 2017	547	↓
Variance since September 2016	(14.9%)	↓



ACTIVITY



Month	Adjusted Scheduled Activity (UDA)	
	2017	2018
April	0	0
May	35	11
June	106	60
July	109	60
August	130	104
September	179	113
October	276	
November	323	
December	380	
January	444	
February	486	
March	614	
April	656	
May	716	
June	718	

QUALITY

	Quantity	Base Number	Contract	LHB	Wales
% of FP17s for the same patient ID Re-attending within 3 months - Children	0	7	0.0%	8.5%	10.9%
% of FP17s for the same patient ID Re-attending within 3 months - Adults	8	192	4.2%	15.0%	16.2%
% of FP17s for the same patient ID Re-attending between 3 & 9 months - Children	0	7	0.0%	58.0%	58.9%
% of FP17s for the same patient ID Re-attending between 3 & 9 months - Adults	6	192	3.1%	54.7%	55.2%
% of FP17s for Band 1 Urgent Courses	112	112	100.0%	9.3%	9.1%
% of FP17s Relating to Free Repair or Replacements	0	112	0.0%	0.8%	0.8%
% of FP17s Relating to Continuations	0	112	0.0%	0.7%	0.8%
% of Patients satisfied with the dentistry they have received	0	0	N/A	91.3%	92.0%
% of Patients satisfied with the time they had to wait for an appointment	0	0	N/A	86.7%	87.6%

* This is based on patients treated on this contract for their most recent course of treatment. Figures in italics indicate the base number of FP17s or Patient Questionnaire responses are less than 100. N/A is shown where the base number of responses is less than 10 during the period. % is calculated as Quantity/Base number*100

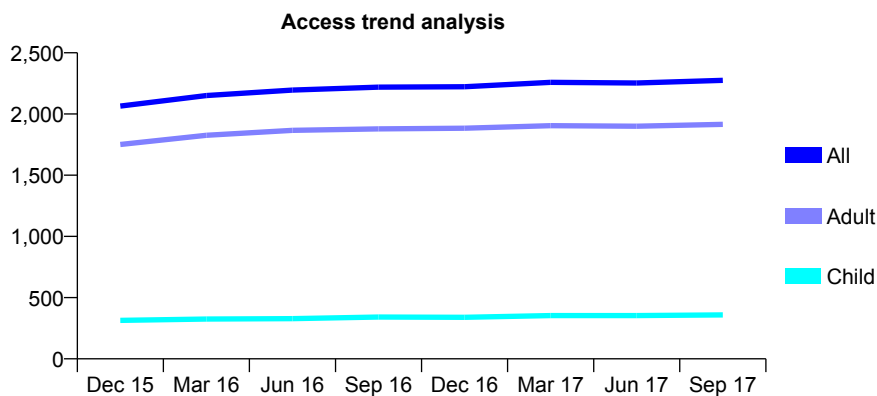
7A6 - Vital Signs At a Glance Contract Report for 156566/0001 - September 2017

Name or company name	Blackwood Dental Centre.
Contract type name	GDS Contract
Purpose of contract	General
Contract start date	04/09/2014
Contract end date	

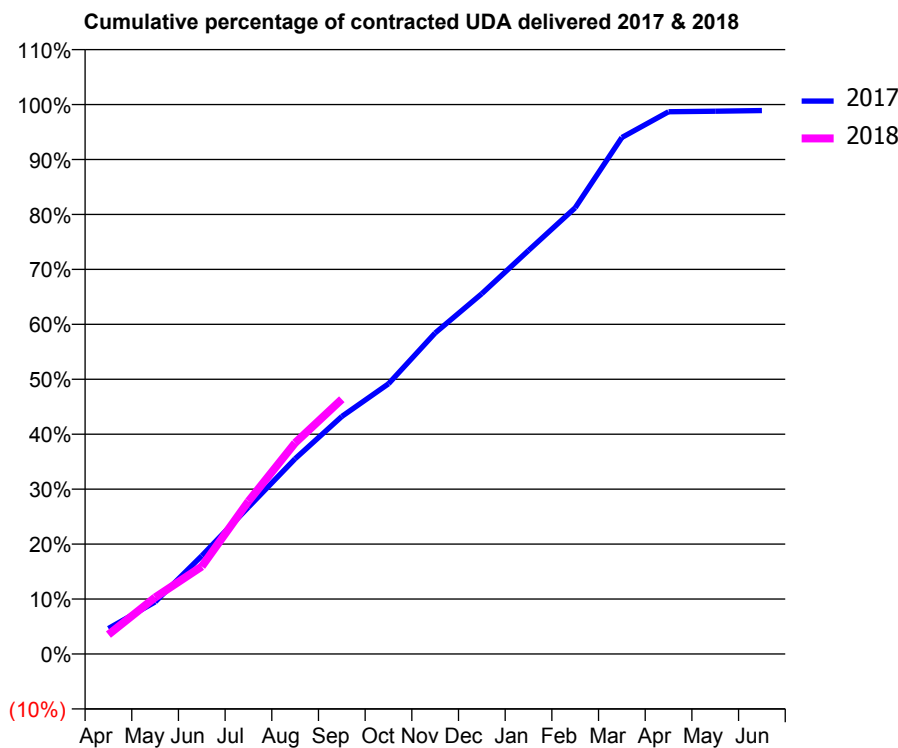
17/18 Contracted general activity (UDA)	7,346
Carry forward general activity (UDA)	80
17/18 Contracted orthodontic activity (UOA)	0
Carry forward orthodontic activity (UOA)	0
Baseline contract value	£174,325.62

ACCESS*

Patients seen in 24 months	Total	Change since previous quarter
Quarter ending September 2016	2,220	
Quarter ending December 2016	2,223	→
Quarter ending March 2017	2,259	→
Quarter ending June 2017	2,253	→
Quarter ending September 2017	2,275	→
Variance since September 2016	2.5%	↑



ACTIVITY



Month	Adjusted Scheduled Activity (UDA)	
	2017	2018
April	341	259
May	697	757
June	1,313	1,170
July	1,964	2,042
August	2,611	2,823
September	3,176	3,405
October	3,612	
November	4,291	
December	4,817	
January	5,394	
February	5,966	
March	6,906	
April	7,250	
May	7,256	
June	7,266	

QUALITY

	Quantity	Base Number	Contract	LHB	Wales
% of FP17s for the same patient ID Re-attending within 3 months - Children	7	273	2.6%	8.5%	10.9%
% of FP17s for the same patient ID Re-attending within 3 months - Adults	162	1,442	11.2%	15.0%	16.2%
% of FP17s for the same patient ID Re-attending between 3 & 9 months - Children	171	273	62.6%	58.0%	58.9%
% of FP17s for the same patient ID Re-attending between 3 & 9 months - Adults	847	1,442	58.7%	54.7%	55.2%
% of FP17s for Band 1 Urgent Courses	96	1,596	6.0%	9.3%	9.1%
% of FP17s Relating to Free Repair or Replacements	8	1,596	0.5%	0.8%	0.8%
% of FP17s Relating to Continuations	24	1,596	1.5%	0.7%	0.8%
% of Patients satisfied with the dentistry they have received	20	21	95.2%	91.3%	92.0%
% of Patients satisfied with the time they had to wait for an appointment	20	21	95.2%	86.7%	87.6%

* This is based on patients treated on this contract for their most recent course of treatment. Figures in italics indicate the base number of FP17s or Patient Questionnaire responses are less than 100. N/A is shown where the base number of responses is less than 10 during the period. % is calculated as Quantity/Base number*100

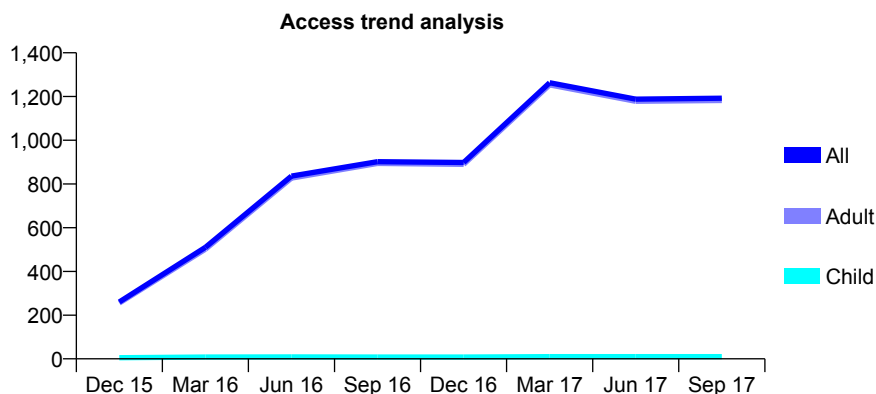
7A6 - Vital Signs At a Glance Contract Report for 156566/0002 - September 2017

Name or company name	Blackwood Dental Centre.
Contract type name	PDS Contract
Purpose of contract	General
Contract start date	04/09/2014
Contract end date	31/03/2018

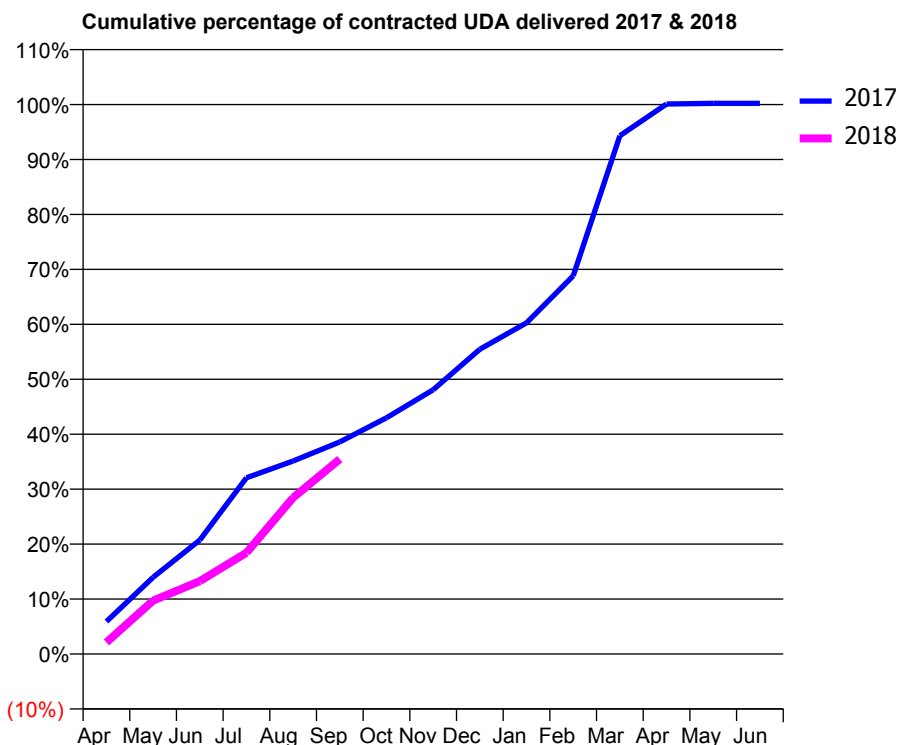
17/18 Contracted general activity (UDA)	3,016
Carry forward general activity (UDA)	0
17/18 Contracted orthodontic activity (UOA)	0
Carry forward orthodontic activity (UOA)	0
Baseline contract value	£224,663.80

ACCESS*

Patients seen in 24 months	Total	Change since previous quarter
Quarter ending September 2016	902	
Quarter ending December 2016	898	→
Quarter ending March 2017	1,263	↑
Quarter ending June 2017	1,188	↓
Quarter ending September 2017	1,192	→
Variance since September 2016	32.2%	↑



ACTIVITY



Month	Adjusted Scheduled Activity (UDA)	
	2017	2018
April	195	64
May	461	293
June	684	400
July	1,058	556
August	1,159	858
September	1,274	1,070
October	1,419	
November	1,587	
December	1,830	
January	1,989	
February	2,271	
March	3,112	
April	3,303	
May	3,307	
June	3,307	

QUALITY

	Quantity	Base Number	Contract	LHB	Wales
% of FP17s for the same patient ID Re-attending within 3 months - Children	0	5	0.0%	8.5%	10.9%
% of FP17s for the same patient ID Re-attending within 3 months - Adults	9	494	1.8%	15.0%	16.2%
% of FP17s for the same patient ID Re-attending between 3 & 9 months - Children	0	5	0.0%	58.0%	58.9%
% of FP17s for the same patient ID Re-attending between 3 & 9 months - Adults	4	494	0.8%	54.7%	55.2%
% of FP17s for Band 1 Urgent Courses	0	420	0.0%	9.3%	9.1%
% of FP17s Relating to Free Repair or Replacements	0	420	0.0%	0.8%	0.8%
% of FP17s Relating to Continuations	0	420	0.0%	0.7%	0.8%
% of Patients satisfied with the dentistry they have received	8	10	80.0%	91.3%	92.0%
% of Patients satisfied with the time they had to wait for an appointment	6	10	60.0%	86.7%	87.6%

* This is based on patients treated on this contract for their most recent course of treatment. Figures in italics indicate the base number of FP17s or Patient Questionnaire responses are less than 100. N/A is shown where the base number of responses is less than 10 during the period. % is calculated as Quantity/Base number*100

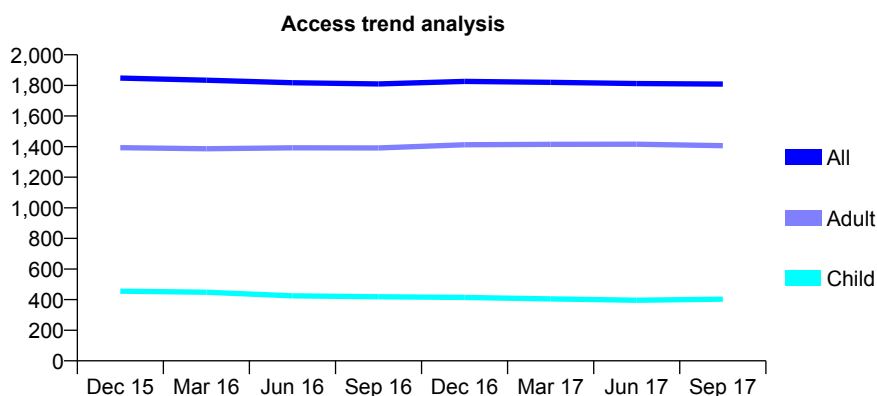
7A6 - Vital Signs At a Glance Contract Report for 157392/0002 - September 2017

Name or company name	Plant & Thomas
Contract type name	GDS Contract
Purpose of contract	General
Contract start date	01/05/2010
Contract end date	

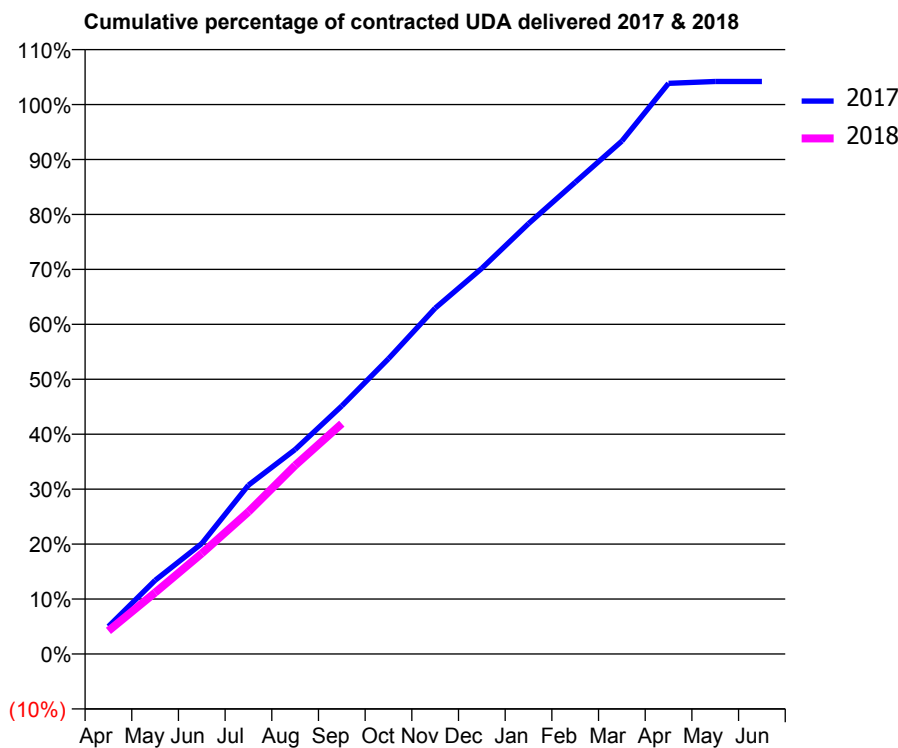
17/18 Contracted general activity (UDA)	5,111
Carry forward general activity (UDA)	-215
17/18 Contracted orthodontic activity (UOA)	0
Carry forward orthodontic activity (UOA)	0
Baseline contract value	£136,839.78

ACCESS*

Patients seen in 24 months	Total	Change since previous quarter
Quarter ending September 2016	1,810	
Quarter ending December 2016	1,826	→
Quarter ending March 2017	1,820	→
Quarter ending June 2017	1,812	→
Quarter ending September 2017	1,809	→
Variance since September 2016	(0.1%)	→



ACTIVITY



Month	Adjusted Scheduled Activity (UDA)	
	2017	2018
April	256	215
May	686	572
June	1,027	936
July	1,571	1,322
August	1,902	1,754
September	2,307	2,143
October	2,747	
November	3,217	
December	3,588	
January	4,004	
February	4,387	
March	4,771	
April	5,308	
May	5,325	
June	5,326	

QUALITY

	Quantity	Base Number	Contract	LHB	Wales
% of FP17s for the same patient ID Re-attending within 3 months - Children	12	306	3.9%	8.5%	10.9%
% of FP17s for the same patient ID Re-attending within 3 months - Adults	150	1,119	13.4%	15.0%	16.2%
% of FP17s for the same patient ID Re-attending between 3 & 9 months - Children	195	306	63.7%	58.0%	58.9%
% of FP17s for the same patient ID Re-attending between 3 & 9 months - Adults	711	1,119	63.5%	54.7%	55.2%
% of FP17s for Band 1 Urgent Courses	112	1,136	9.9%	9.3%	9.1%
% of FP17s Relating to Free Repair or Replacements	10	1,136	0.9%	0.8%	0.8%
% of FP17s Relating to Continuations	7	1,136	0.6%	0.7%	0.8%
% of Patients satisfied with the dentistry they have received	5	5	N/A	91.3%	92.0%
% of Patients satisfied with the time they had to wait for an appointment	5	5	N/A	86.7%	87.6%

* This is based on patients treated on this contract for their most recent course of treatment. Figures in italics indicate the base number of FP17s or Patient Questionnaire responses are less than 100. N/A is shown where the base number of responses is less than 10 during the period. % is calculated as Quantity/Base number*100

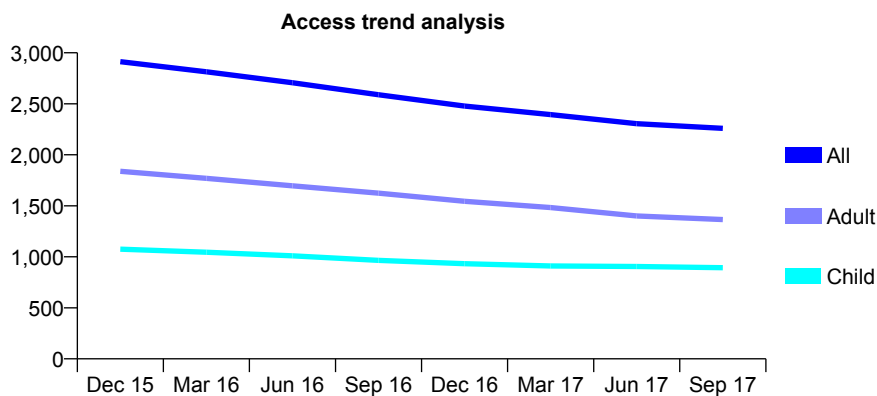
7A6 - Vital Signs At a Glance Contract Report for 157406/0001 - September 2017

Name or company name	TFL Care Limited
Contract type name	GDS Contract
Purpose of contract	General
Contract start date	01/06/2013
Contract end date	

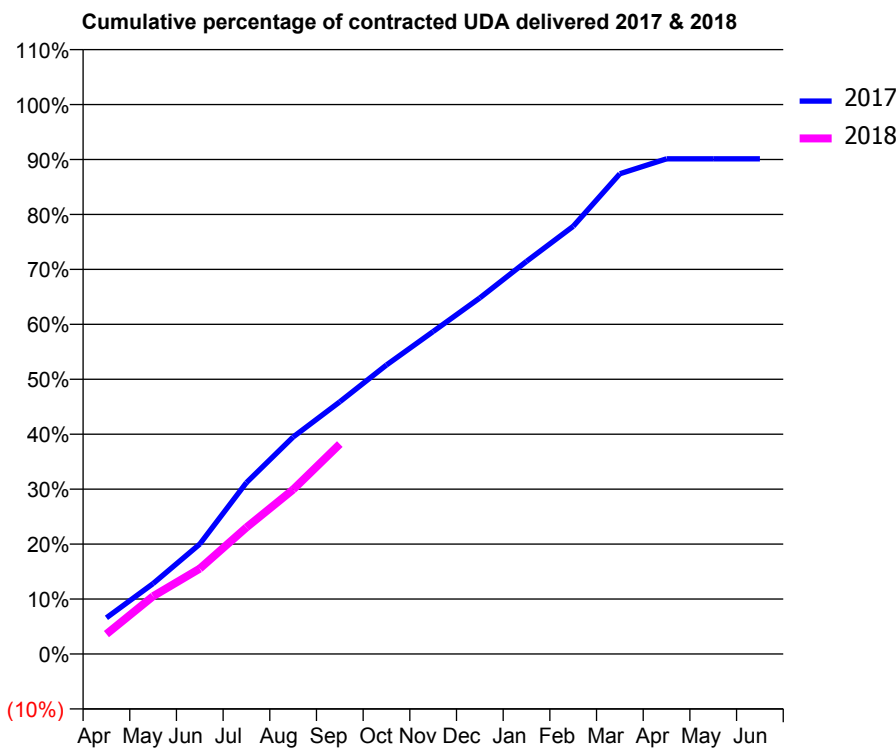
17/18 Contracted general activity (UDA)	6,635
Carry forward general activity (UDA)	0
17/18 Contracted orthodontic activity (UOA)	0
Carry forward orthodontic activity (UOA)	0
Baseline contract value	£165,556.90

ACCESS*

Patients seen in 24 months	Total	Change since previous quarter
Quarter ending September 2016	2,589	
Quarter ending December 2016	2,478	↓
Quarter ending March 2017	2,394	↓
Quarter ending June 2017	2,305	↓
Quarter ending September 2017	2,259	↓
Variance since September 2016	(12.7%)	↓



ACTIVITY



Month	Adjusted Scheduled Activity (UDA)	
	2017	2018
April	461	240
May	897	698
June	1,400	1,032
July	2,183	1,529
August	2,764	1,985
September	3,213	2,535
October	3,682	
November	4,107	
December	4,535	
January	5,001	
February	5,449	
March	6,116	
April	6,306	
May	6,306	
June	6,306	

QUALITY

	Quantity	Base Number	Contract	LHB	Wales
% of FP17s for the same patient ID Re-attending within 3 months - Children	69	745	9.3%	8.5%	10.9%
% of FP17s for the same patient ID Re-attending within 3 months - Adults	141	949	14.9%	15.0%	16.2%
% of FP17s for the same patient ID Re-attending between 3 & 9 months - Children	517	745	69.4%	58.0%	58.9%
% of FP17s for the same patient ID Re-attending between 3 & 9 months - Adults	532	949	56.1%	54.7%	55.2%
% of FP17s for Band 1 Urgent Courses	193	1,583	12.2%	9.3%	9.1%
% of FP17s Relating to Free Repair or Replacements	12	1,583	0.8%	0.8%	0.8%
% of FP17s Relating to Continuations	0	1,583	0.0%	0.7%	0.8%
% of Patients satisfied with the dentistry they have received	17	21	81.0%	91.3%	92.0%
% of Patients satisfied with the time they had to wait for an appointment	21	21	100.0%	86.7%	87.6%

* This is based on patients treated on this contract for their most recent course of treatment. Figures in italics indicate the base number of FP17s or Patient Questionnaire responses are less than 100. N/A is shown where the base number of responses is less than 10 during the period. % is calculated as Quantity/Base number*100

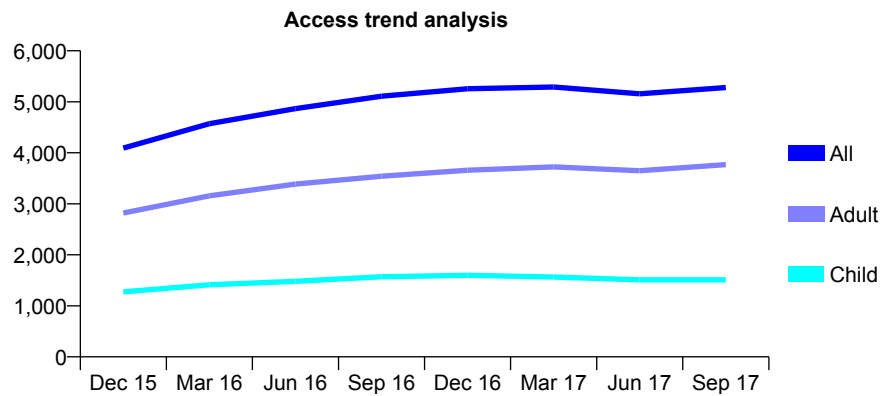
7A6 - Vital Signs At a Glance Contract Report for 159905/0001 - September 2017

Name or company name	Grove Surgery Ltd
Contract type name	GDS Contract
Purpose of contract	General
Contract start date	01/04/2015
Contract end date	

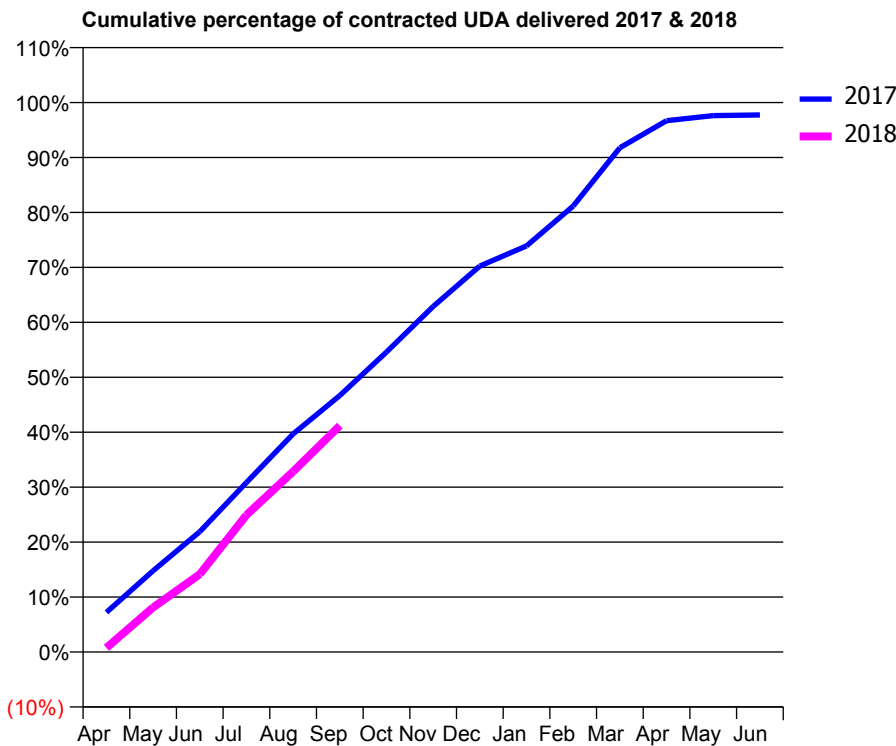
17/18 Contracted general activity (UDA)	15,226
Carry forward general activity (UDA)	346
17/18 Contracted orthodontic activity (UOA)	0
Carry forward orthodontic activity (UOA)	0
Baseline contract value	£389,760.81

ACCESS*

Patients seen in 24 months	Total	Change since previous quarter
Quarter ending September 2016	5,109	
Quarter ending December 2016	5,257	↑
Quarter ending March 2017	5,289	→
Quarter ending June 2017	5,158	↓
Quarter ending September 2017	5,280	↑
Variance since September 2016	3.3%	↑



ACTIVITY



Month	Adjusted Scheduled Activity (UDA)	
	2017	2018
April	1,100	115
May	2,251	1,236
June	3,334	2,156
July	4,699	3,797
August	6,041	5,001
September	7,109	6,271
October	8,313	
November	9,575	
December	10,693	
January	11,253	
February	12,358	
March	13,970	
April	14,721	
May	14,863	
June	14,880	

QUALITY

	Quantity	Base Number	Contract	LHB	Wales
% of FP17s for the same patient ID Re-attending within 3 months - Children	58	1,053	5.5%	8.5%	10.9%
% of FP17s for the same patient ID Re-attending within 3 months - Adults	268	2,781	9.6%	15.0%	16.2%
% of FP17s for the same patient ID Re-attending between 3 & 9 months - Children	610	1,053	57.9%	58.0%	58.9%
% of FP17s for the same patient ID Re-attending between 3 & 9 months - Adults	1,571	2,781	56.5%	54.7%	55.2%
% of FP17s for Band 1 Urgent Courses	273	3,463	7.9%	9.3%	9.1%
% of FP17s Relating to Free Repair or Replacements	21	3,463	0.6%	0.8%	0.8%
% of FP17s Relating to Continuations	20	3,463	0.6%	0.7%	0.8%
% of Patients satisfied with the dentistry they have received	24	26	92.3%	91.3%	92.0%
% of Patients satisfied with the time they had to wait for an appointment	24	26	92.3%	86.7%	87.6%

* This is based on patients treated on this contract for their most recent course of treatment. Figures in italics indicate the base number of FP17s or Patient Questionnaire responses are less than 100. N/A is shown where the base number of responses is less than 10 during the period. % is calculated as Quantity/Base number*100

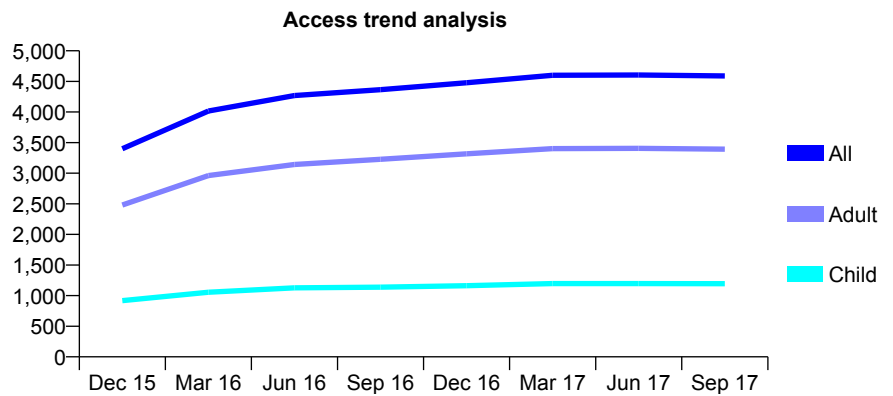
7A6 - Vital Signs At a Glance Contract Report for 159905/0002 - September 2017

Name or company name	Grove Surgery Ltd
Contract type name	GDS Contract
Purpose of contract	General
Contract start date	01/04/2015
Contract end date	

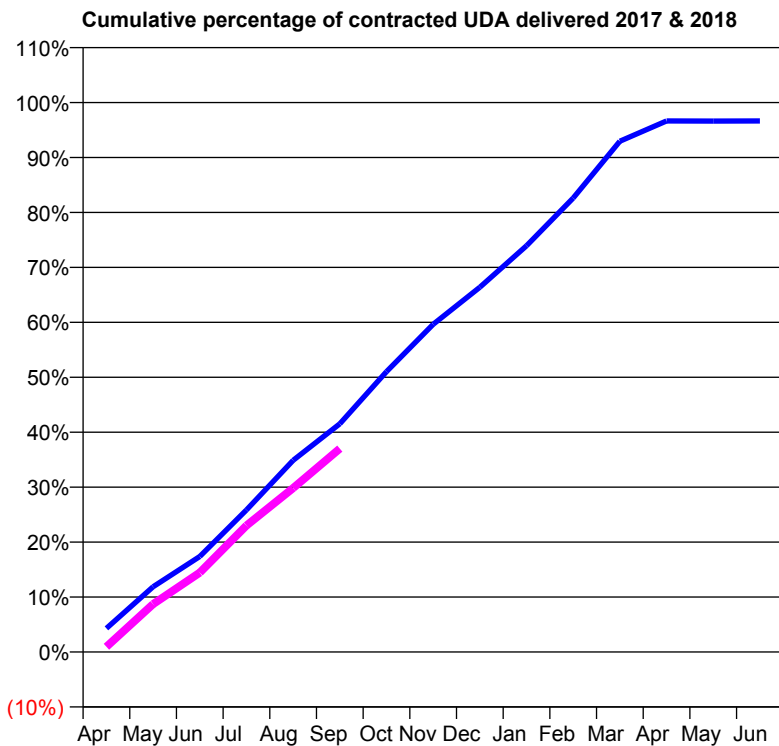
17/18 Contracted general activity (UDA)	14,764
Carry forward general activity (UDA)	494
17/18 Contracted orthodontic activity (UOA)	0
Carry forward orthodontic activity (UOA)	0
Baseline contract value	£402,988.61

ACCESS*

Patients seen in 24 months	Total	Change since previous quarter
Quarter ending September 2016	4,366	
Quarter ending December 2016	4,478	↑
Quarter ending March 2017	4,601	↑
Quarter ending June 2017	4,604	→
Quarter ending September 2017	4,590	→
Variance since September 2016	5.1%	↑



ACTIVITY



Month	Adjusted Scheduled Activity (UDA)	
	2017	2018
April	635	142
May	1,753	1,287
June	2,567	2,135
July	3,816	3,397
August	5,151	4,406
September	6,132	5,466
October	7,533	
November	8,804	
December	9,800	
January	10,914	
February	12,198	
March	13,725	
April	14,270	
May	14,264	
June	14,270	

QUALITY

	Quantity	Base Number	Contract	LHB	Wales
% of FP17s for the same patient ID Re-attending within 3 months - Children	43	830	5.2%	8.5%	10.9%
% of FP17s for the same patient ID Re-attending within 3 months - Adults	296	2,434	12.2%	15.0%	16.2%
% of FP17s for the same patient ID Re-attending between 3 & 9 months - Children	515	830	62.0%	58.0%	58.9%
% of FP17s for the same patient ID Re-attending between 3 & 9 months - Adults	1,576	2,434	64.7%	54.7%	55.2%
% of FP17s for Band 1 Urgent Courses	186	3,019	6.2%	9.3%	9.1%
% of FP17s Relating to Free Repair or Replacements	23	3,019	0.8%	0.8%	0.8%
% of FP17s Relating to Continuations	13	3,019	0.4%	0.7%	0.8%
% of Patients satisfied with the dentistry they have received	17	17	100.0%	91.3%	92.0%
% of Patients satisfied with the time they had to wait for an appointment	15	17	88.2%	86.7%	87.6%

* This is based on patients treated on this contract for their most recent course of treatment. Figures in italics indicate the base number of FP17s or Patient Questionnaire responses are less than 100. N/A is shown where the base number of responses is less than 10 during the period. % is calculated as Quantity/Base number*100

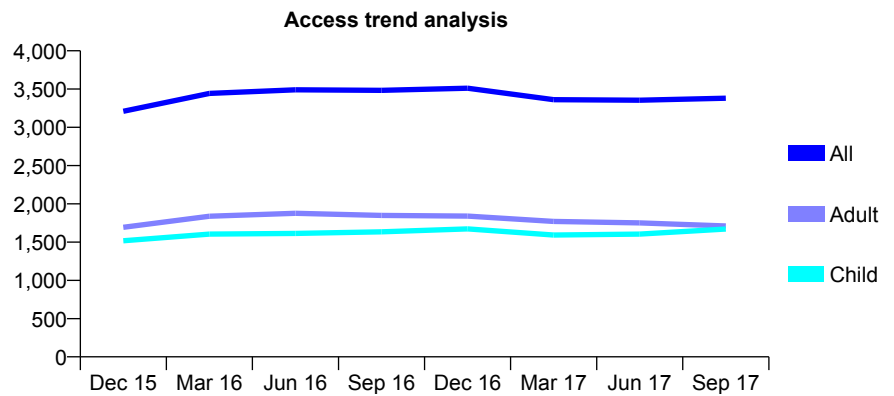
7A6 - Vital Signs At a Glance Contract Report for 160563/0001 - September 2017

Name or company name	L Smart
Contract type name	GDS Contract
Purpose of contract	General
Contract start date	01/01/2011
Contract end date	

17/18 Contracted general activity (UDA)	15,205
Carry forward general activity (UDA)	667
17/18 Contracted orthodontic activity (UOA)	0
Carry forward orthodontic activity (UOA)	0
Baseline contract value	£306,293.54

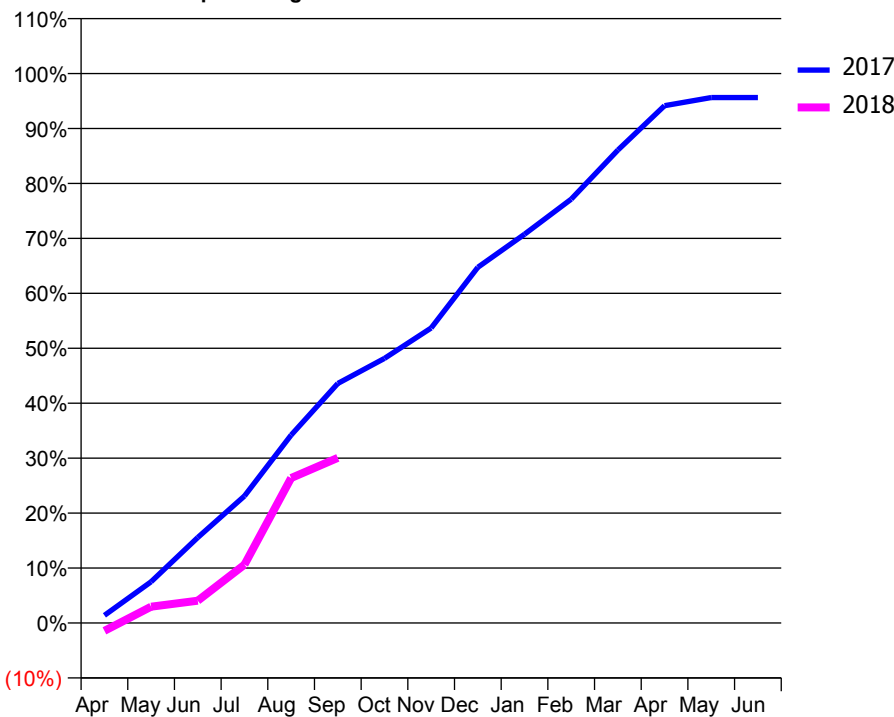
ACCESS*

Patients seen in 24 months	Total	Change since previous quarter
Quarter ending September 2016	3,483	
Quarter ending December 2016	3,511	→
Quarter ending March 2017	3,362	↓
Quarter ending June 2017	3,355	→
Quarter ending September 2017	3,381	→
Variance since September 2016	(2.9%)	↓



ACTIVITY

Cumulative percentage of contracted UDA delivered 2017 & 2018



Month	Adjusted Scheduled Activity (UDA)	
	2017	2018
April	211	-221
May	1,142	450
June	2,367	618
July	3,514	1,615
August	5,201	4,014
September	6,629	4,569
October	7,321	
November	8,165	
December	9,842	
January	10,756	
February	11,727	
March	13,084	
April	14,313	
May	14,538	
June	14,538	

QUALITY

	Quantity	Base Number	Contract	LHB	Wales
% of FP17s for the same patient ID Re-attending within 3 months - Children	57	1,140	5.0%	8.5%	10.9%
% of FP17s for the same patient ID Re-attending within 3 months - Adults	165	1,010	16.3%	15.0%	16.2%
% of FP17s for the same patient ID Re-attending between 3 & 9 months - Children	615	1,140	53.9%	58.0%	58.9%
% of FP17s for the same patient ID Re-attending between 3 & 9 months - Adults	554	1,010	54.9%	54.7%	55.2%
% of FP17s for Band 1 Urgent Courses	5	1,746	0.3%	9.3%	9.1%
% of FP17s Relating to Free Repair or Replacements	3	1,746	0.2%	0.8%	0.8%
% of FP17s Relating to Continuations	3	1,746	0.2%	0.7%	0.8%
% of Patients satisfied with the dentistry they have received	9	10	90.0%	91.3%	92.0%
% of Patients satisfied with the time they had to wait for an appointment	10	10	100.0%	86.7%	87.6%

* This is based on patients treated on this contract for their most recent course of treatment. Figures in italics indicate the base number of FP17s or Patient Questionnaire responses are less than 100. N/A is shown where the base number of responses is less than 10 during the period. % is calculated as Quantity/Base number*100

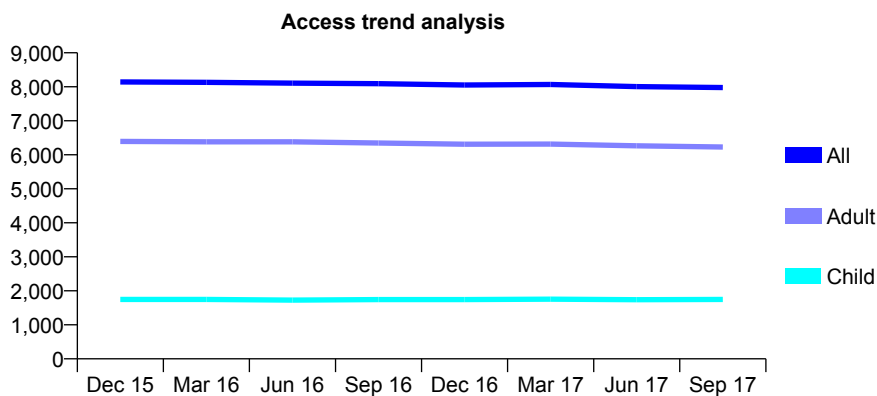
7A6 - Vital Signs At a Glance Contract Report for 161551/0001 - September 2017

Name or company name	Masonoak Ltd & Sunnyleigh Ltd
Contract type name	GDS Contract
Purpose of contract	General
Contract start date	01/12/2012
Contract end date	

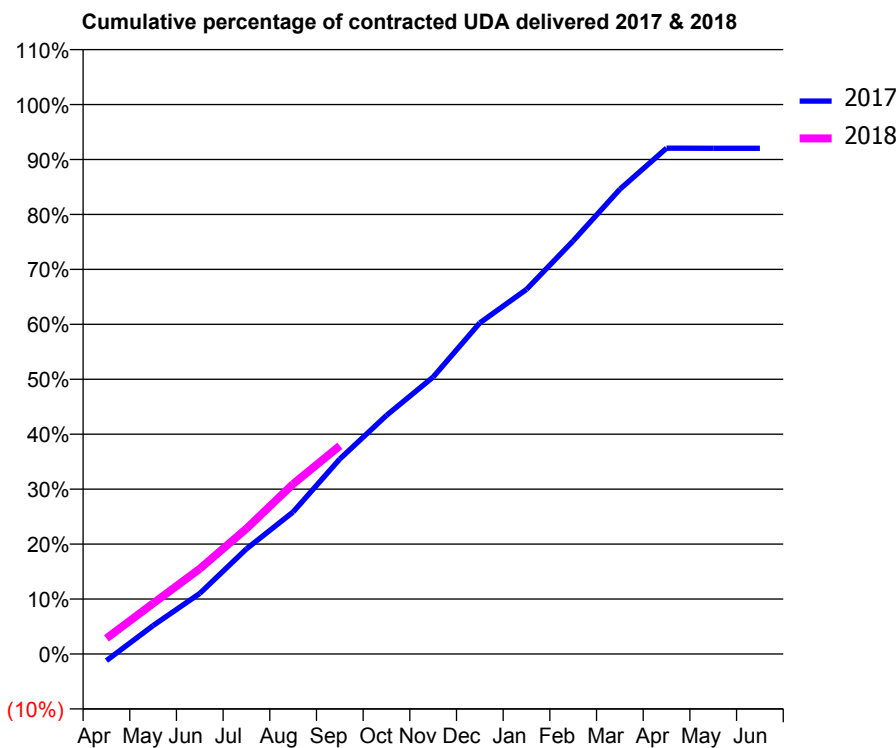
17/18 Contracted general activity (UDA)	22,053
Carry forward general activity (UDA)	0
17/18 Contracted orthodontic activity (UOA)	0
Carry forward orthodontic activity (UOA)	0
Baseline contract value	£504,894.14

ACCESS*

Patients seen in 24 months	Total	Change since previous quarter
Quarter ending September 2016	8,091	
Quarter ending December 2016	8,053	→
Quarter ending March 2017	8,068	→
Quarter ending June 2017	8,006	→
Quarter ending September 2017	7,979	→
Variance since September 2016	(1.4%)	↓



ACTIVITY



Month	Adjusted Scheduled Activity (UDA)	
	2017	2018
April	-270	626
May	1,141	2,029
June	2,434	3,423
July	4,222	5,035
August	5,703	6,823
September	7,825	8,356
October	9,576	
November	11,118	
December	13,292	
January	14,634	
February	16,581	
March	18,654	
April	20,300	
May	20,298	
June	20,298	

QUALITY

	Quantity	Base Number	Contract	LHB	Wales
% of FP17s for the same patient ID Re-attending within 3 months - Children	106	1,248	8.5%	8.5%	10.9%
% of FP17s for the same patient ID Re-attending within 3 months - Adults	738	4,251	17.4%	15.0%	16.2%
% of FP17s for the same patient ID Re-attending between 3 & 9 months - Children	627	1,248	50.2%	58.0%	58.9%
% of FP17s for the same patient ID Re-attending between 3 & 9 months - Adults	2,116	4,251	49.8%	54.7%	55.2%
% of FP17s for Band 1 Urgent Courses	505	4,694	10.8%	9.3%	9.1%
% of FP17s Relating to Free Repair or Replacements	20	4,694	0.4%	0.8%	0.8%
% of FP17s Relating to Continuations	98	4,694	2.1%	0.7%	0.8%
% of Patients satisfied with the dentistry they have received	31	34	91.2%	91.3%	92.0%
% of Patients satisfied with the time they had to wait for an appointment	30	34	88.2%	86.7%	87.6%

* This is based on patients treated on this contract for their most recent course of treatment. Figures in italics indicate the base number of FP17s or Patient Questionnaire responses are less than 100. N/A is shown where the base number of responses is less than 10 during the period. % is calculated as Quantity/Base number*100

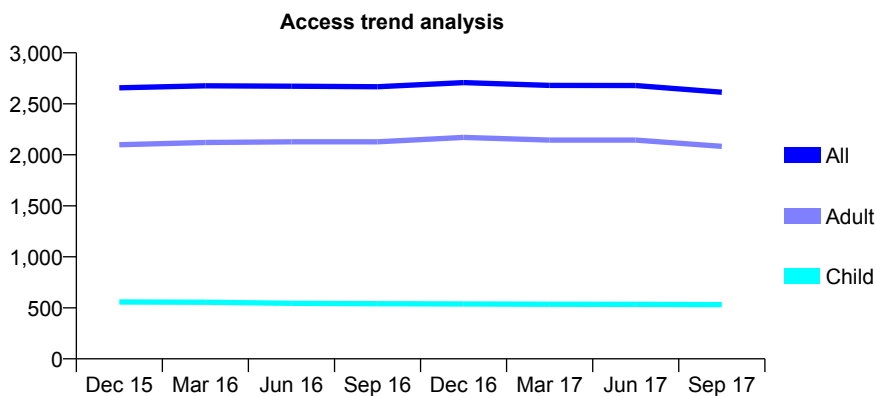
7A6 - Vital Signs At a Glance Contract Report for 162442/0001 - September 2017

Name or company name	M J Dental Services Ltd
Contract type name	GDS Contract
Purpose of contract	General
Contract start date	01/07/2013
Contract end date	

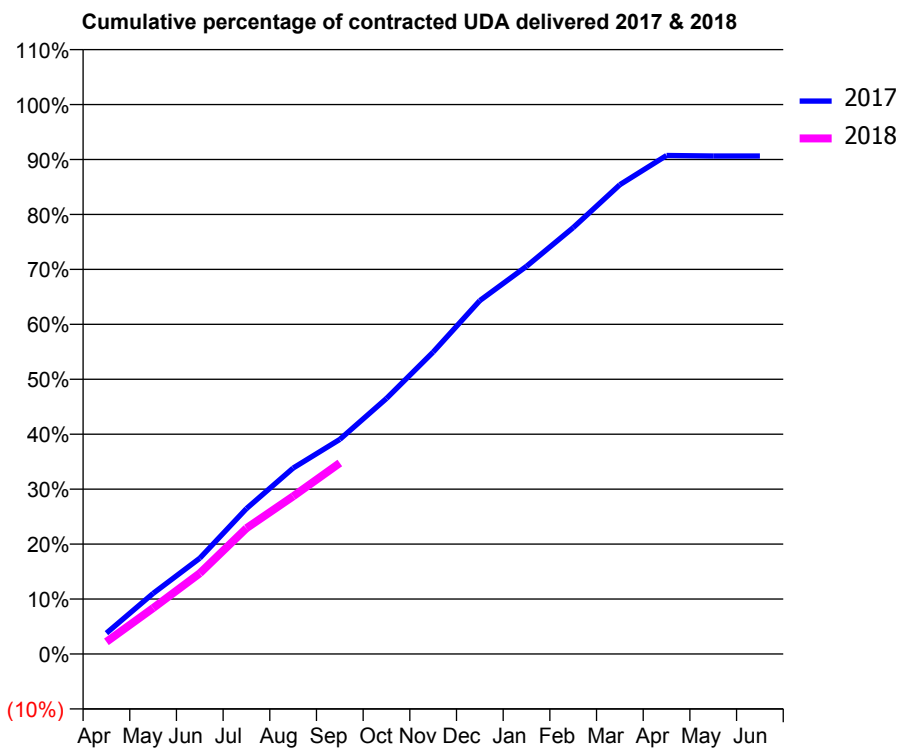
17/18 Contracted general activity (UDA)	9,545
Carry forward general activity (UDA)	0
17/18 Contracted orthodontic activity (UOA)	0
Carry forward orthodontic activity (UOA)	0
Baseline contract value	£240,843.11

ACCESS*

Patients seen in 24 months	Total	Change since previous quarter
Quarter ending September 2016	2,667	
Quarter ending December 2016	2,708	→
Quarter ending March 2017	2,680	↓
Quarter ending June 2017	2,679	→
Quarter ending September 2017	2,614	↓
Variance since September 2016	(2.0%)	↓



ACTIVITY



Month	Adjusted Scheduled Activity (UDA)	
	2017	2018
April	382	211
May	1,108	799
June	1,751	1,402
July	2,659	2,184
August	3,400	2,739
September	3,924	3,319
October	4,673	
November	5,521	
December	6,461	
January	7,088	
February	7,796	
March	8,582	
April	9,114	
May	9,104	
June	9,104	

QUALITY

	Quantity	Base Number	Contract	LHB	Wales
% of FP17s for the same patient ID Re-attending within 3 months - Children	50	372	13.4%	8.5%	10.9%
% of FP17s for the same patient ID Re-attending within 3 months - Adults	297	1,576	18.8%	15.0%	16.2%
% of FP17s for the same patient ID Re-attending between 3 & 9 months - Children	173	372	46.5%	58.0%	58.9%
% of FP17s for the same patient ID Re-attending between 3 & 9 months - Adults	822	1,576	52.2%	54.7%	55.2%
% of FP17s for Band 1 Urgent Courses	226	1,760	12.8%	9.3%	9.1%
% of FP17s Relating to Free Repair or Replacements	38	1,760	2.2%	0.8%	0.8%
% of FP17s Relating to Continuations	10	1,760	0.6%	0.7%	0.8%
% of Patients satisfied with the dentistry they have received	11	12	91.7%	91.3%	92.0%
% of Patients satisfied with the time they had to wait for an appointment	9	12	75.0%	86.7%	87.6%

* This is based on patients treated on this contract for their most recent course of treatment. Figures in italics indicate the base number of FP17s or Patient Questionnaire responses are less than 100. N/A is shown where the base number of responses is less than 10 during the period. % is calculated as Quantity/Base number*100

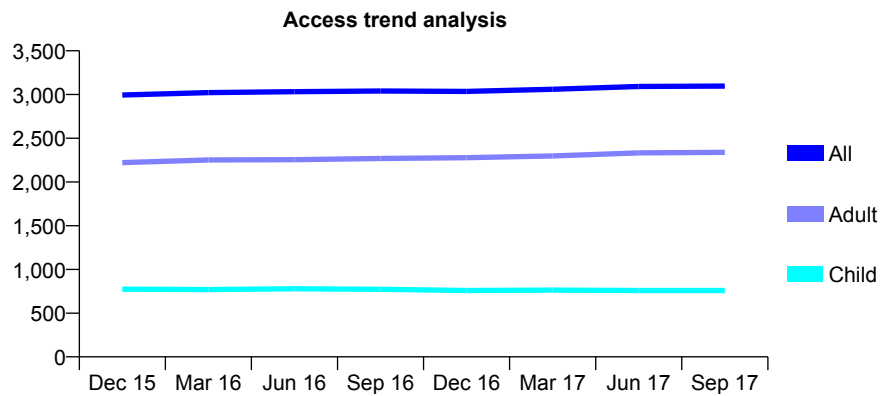
7A6 - Vital Signs At a Glance Contract Report for 170135/0001 - September 2017

Name or company name	Abertridwr Dental Surgery
Contract type name	GDS Contract
Purpose of contract	General
Contract start date	01/12/2011
Contract end date	

17/18 Contracted general activity (UDA)	11,984
Carry forward general activity (UDA)	474
17/18 Contracted orthodontic activity (UOA)	0
Carry forward orthodontic activity (UOA)	0
Baseline contract value	£306,535.23

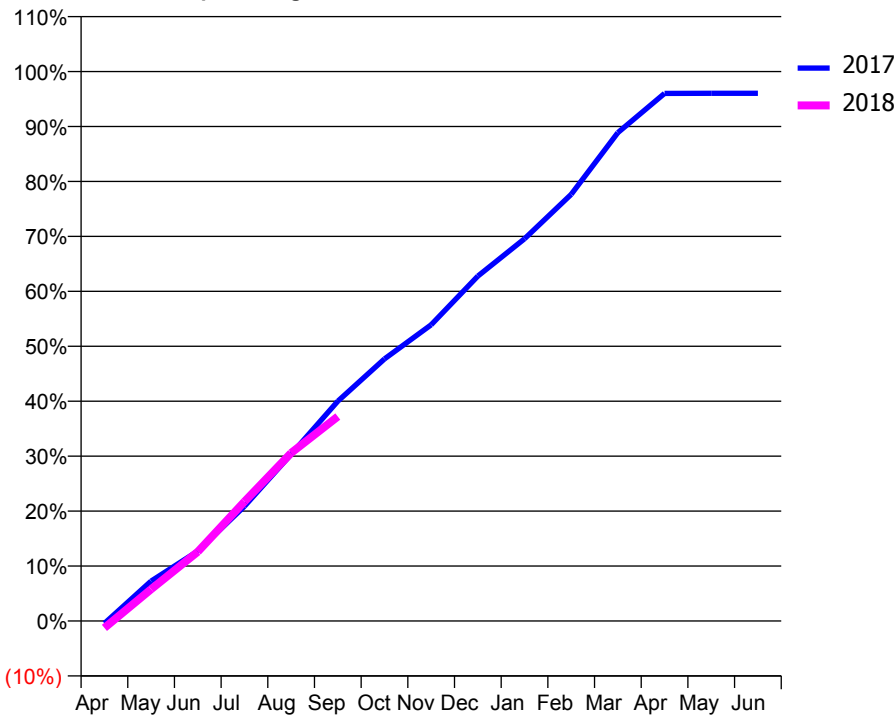
ACCESS*

Patients seen in 24 months	Total	Change since previous quarter
Quarter ending September 2016	3,040	
Quarter ending December 2016	3,036	→
Quarter ending March 2017	3,060	→
Quarter ending June 2017	3,092	→
Quarter ending September 2017	3,097	→
Variance since September 2016	1.9%	→



ACTIVITY

Cumulative percentage of contracted UDA delivered 2017 & 2018



Month	Adjusted Scheduled Activity (UDA)	
	2017	2018
April	-53	-154
May	870	694
June	1,525	1,511
July	2,503	2,605
August	3,637	3,665
September	4,795	4,460
October	5,717	
November	6,460	
December	7,521	
January	8,336	
February	9,306	
March	10,650	
April	11,505	
May	11,509	
June	11,510	

QUALITY

	Quantity	Base Number	Contract	LHB	Wales
% of FP17s for the same patient ID Re-attending within 3 months - Children	44	535	8.2%	8.5%	10.9%
% of FP17s for the same patient ID Re-attending within 3 months - Adults	210	1,631	12.9%	15.0%	16.2%
% of FP17s for the same patient ID Re-attending between 3 & 9 months - Children	297	535	55.5%	58.0%	58.9%
% of FP17s for the same patient ID Re-attending between 3 & 9 months - Adults	879	1,631	53.9%	54.7%	55.2%
% of FP17s for Band 1 Urgent Courses	155	1,886	8.2%	9.3%	9.1%
% of FP17s Relating to Free Repair or Replacements	16	1,886	0.8%	0.8%	0.8%
% of FP17s Relating to Continuations	10	1,886	0.5%	0.7%	0.8%
% of Patients satisfied with the dentistry they have received	3	4	N/A	91.3%	92.0%
% of Patients satisfied with the time they had to wait for an appointment	3	4	N/A	86.7%	87.6%

* This is based on patients treated on this contract for their most recent course of treatment. Figures in italics indicate the base number of FP17s or Patient Questionnaire responses are less than 100. N/A is shown where the base number of responses is less than 10 during the period. % is calculated as Quantity/Base number*100

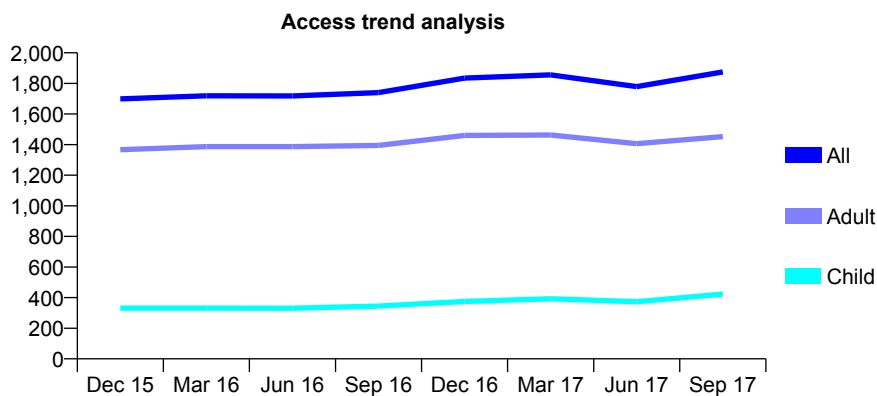
7A6 - Vital Signs At a Glance Contract Report for 175242/0001 - September 2017

Name or company name	Gupta & Gupta Limited
Contract type name	GDS Contract
Purpose of contract	General
Contract start date	01/06/2013
Contract end date	

17/18 Contracted general activity (UDA)	5,278
Carry forward general activity (UDA)	-216
17/18 Contracted orthodontic activity (UOA)	0
Carry forward orthodontic activity (UOA)	0
Baseline contract value	£132,559.22

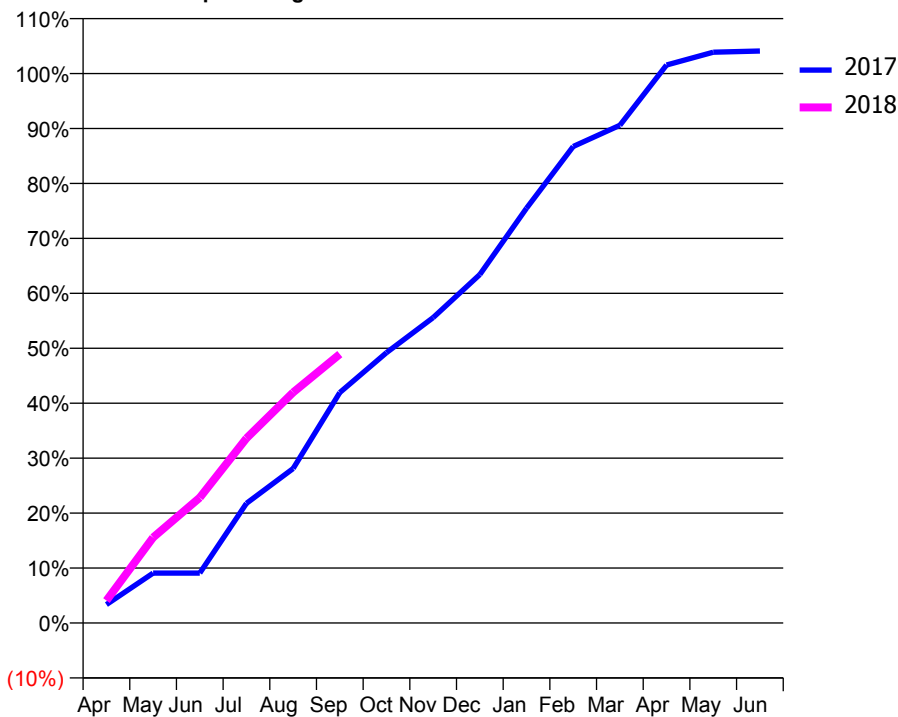
ACCESS*

Patients seen in 24 months	Total	Change since previous quarter
Quarter ending September 2016	1,740	
Quarter ending December 2016	1,835	↑
Quarter ending March 2017	1,856	→
Quarter ending June 2017	1,779	↓
Quarter ending September 2017	1,875	↑
Variance since September 2016	7.8%	↑



ACTIVITY

Cumulative percentage of contracted UDA delivered 2017 & 2018



Month	Adjusted Scheduled Activity (UDA)	
	2017	2018
April	178	216
May	480	822
June	480	1,205
July	1,150	1,775
August	1,484	2,215
September	2,213	2,583
October	2,597	
November	2,934	
December	3,347	
January	3,984	
February	4,577	
March	4,781	
April	5,359	
May	5,482	
June	5,494	

QUALITY

	Quantity	Base Number	Contract	LHB	Wales
% of FP17s for the same patient ID Re-attending within 3 months - Children	22	353	6.2%	8.5%	10.9%
% of FP17s for the same patient ID Re-attending within 3 months - Adults	91	997	9.1%	15.0%	16.2%
% of FP17s for the same patient ID Re-attending between 3 & 9 months - Children	214	353	60.6%	58.0%	58.9%
% of FP17s for the same patient ID Re-attending between 3 & 9 months - Adults	383	997	38.4%	54.7%	55.2%
% of FP17s for Band 1 Urgent Courses	32	1,073	3.0%	9.3%	9.1%
% of FP17s Relating to Free Repair or Replacements	3	1,073	0.3%	0.8%	0.8%
% of FP17s Relating to Continuations	0	1,073	0.0%	0.7%	0.8%
% of Patients satisfied with the dentistry they have received	7	9	N/A	91.3%	92.0%
% of Patients satisfied with the time they had to wait for an appointment	7	9	N/A	86.7%	87.6%

* This is based on patients treated on this contract for their most recent course of treatment. Figures in italics indicate the base number of FP17s or Patient Questionnaire responses are less than 100. N/A is shown where the base number of responses is less than 10 during the period. % is calculated as Quantity/Base number*100

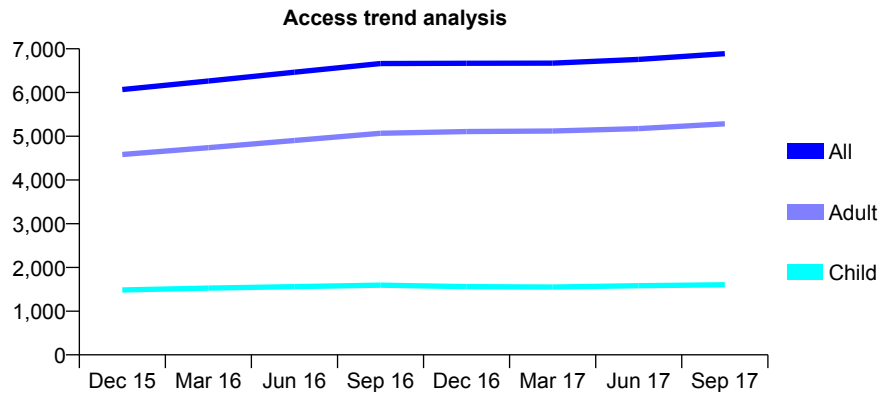
7A6 - Vital Signs At a Glance Contract Report for 176222/0001 - September 2017

Name or company name	Mr C Hall
Contract type name	GDS Contract
Purpose of contract	General
Contract start date	01/10/2014
Contract end date	

17/18 Contracted general activity (UDA)	19,650
Carry forward general activity (UDA)	102
17/18 Contracted orthodontic activity (UOA)	0
Carry forward orthodontic activity (UOA)	0
Baseline contract value	£515,269.08

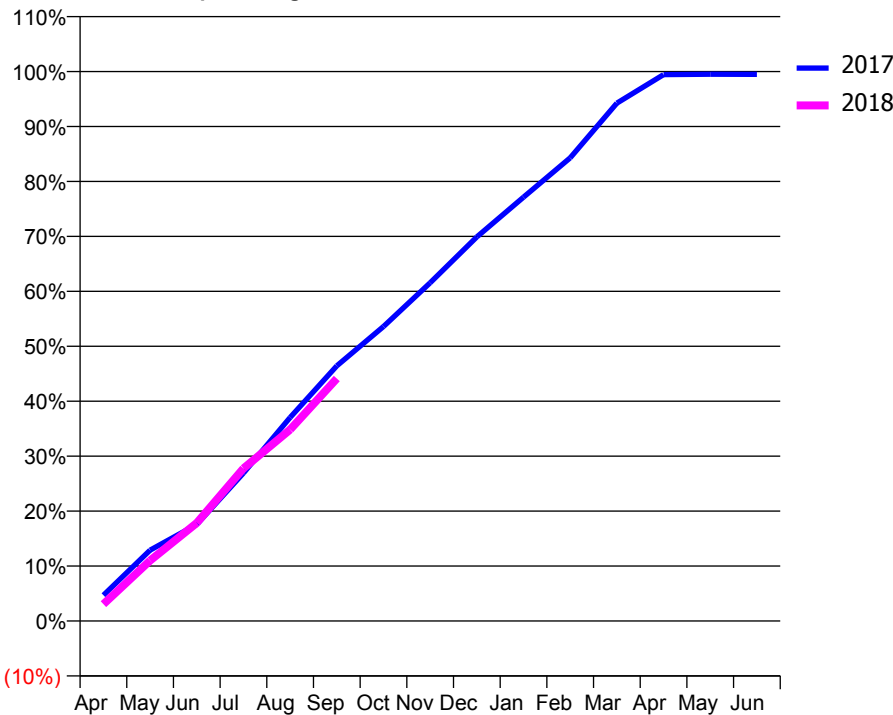
ACCESS*

Patients seen in 24 months	Total	Change since previous quarter
Quarter ending September 2016	6,664	
Quarter ending December 2016	6,668	→
Quarter ending March 2017	6,671	→
Quarter ending June 2017	6,758	→
Quarter ending September 2017	6,888	→
Variance since September 2016	3.4%	↑



ACTIVITY

Cumulative percentage of contracted UDA delivered 2017 & 2018



Month	Adjusted Scheduled Activity (UDA)	
	2017	2018
April	925	604
May	2,535	2,165
June	3,456	3,507
July	5,291	5,455
August	7,280	6,846
September	9,123	8,669
October	10,530	
November	12,096	
December	13,737	
January	15,159	
February	16,562	
March	18,517	
April	19,539	
May	19,551	
June	19,548	

QUALITY

	Quantity	Base Number	Contract	LHB	Wales
% of FP17s for the same patient ID Re-attending within 3 months - Children	51	1,214	4.2%	8.5%	10.9%
% of FP17s for the same patient ID Re-attending within 3 months - Adults	281	3,421	8.2%	15.0%	16.2%
% of FP17s for the same patient ID Re-attending between 3 & 9 months - Children	708	1,214	58.3%	58.0%	58.9%
% of FP17s for the same patient ID Re-attending between 3 & 9 months - Adults	1,730	3,421	50.6%	54.7%	55.2%
% of FP17s for Band 1 Urgent Courses	307	4,229	7.3%	9.3%	9.1%
% of FP17s Relating to Free Repair or Replacements	9	4,229	0.2%	0.8%	0.8%
% of FP17s Relating to Continuations	6	4,229	0.1%	0.7%	0.8%
% of Patients satisfied with the dentistry they have received	23	24	95.8%	91.3%	92.0%
% of Patients satisfied with the time they had to wait for an appointment	23	24	95.8%	86.7%	87.6%

* This is based on patients treated on this contract for their most recent course of treatment. Figures in italics indicate the base number of FP17s or Patient Questionnaire responses are less than 100. N/A is shown where the base number of responses is less than 10 during the period. % is calculated as Quantity/Base number*100

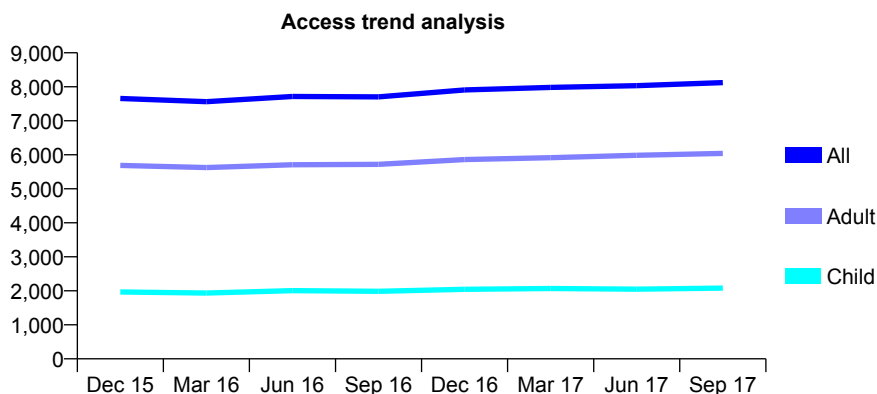
7A6 - Vital Signs At a Glance Contract Report for 177822/0001 - September 2017

Name or company name	Beaufort Park Dental Care Ltd
Contract type name	GDS Contract
Purpose of contract	General
Contract start date	01/12/2010
Contract end date	

17/18 Contracted general activity (UDA)	23,195
Carry forward general activity (UDA)	0
17/18 Contracted orthodontic activity (UOA)	0
Carry forward orthodontic activity (UOA)	0
Baseline contract value	£560,903.00

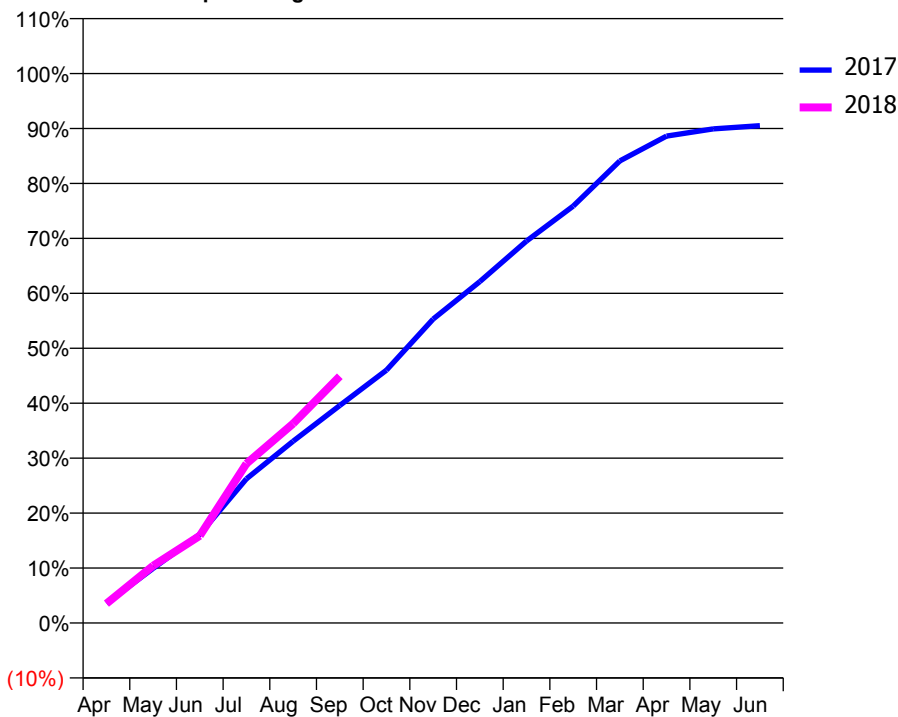
ACCESS*

Patients seen in 24 months	Total	Change since previous quarter
Quarter ending September 2016	7,703	
Quarter ending December 2016	7,908	↑
Quarter ending March 2017	7,984	→
Quarter ending June 2017	8,035	→
Quarter ending September 2017	8,123	→
Variance since September 2016	5.5%	↑



ACTIVITY

Cumulative percentage of contracted UDA delivered 2017 & 2018



Month	Adjusted Scheduled Activity (UDA)	
	2017	2018
April	878	821
May	2,417	2,416
June	3,927	3,686
July	6,383	6,730
August	8,049	8,420
September	9,629	10,418
October	11,190	
November	13,452	
December	15,112	
January	16,904	
February	18,454	
March	20,454	
April	21,548	
May	21,869	
June	22,012	

QUALITY

	Quantity	Base Number	Contract	LHB	Wales
% of FP17s for the same patient ID Re-attending within 3 months - Children	88	1,553	5.7%	8.5%	10.9%
% of FP17s for the same patient ID Re-attending within 3 months - Adults	503	4,432	11.3%	15.0%	16.2%
% of FP17s for the same patient ID Re-attending between 3 & 9 months - Children	866	1,553	55.8%	58.0%	58.9%
% of FP17s for the same patient ID Re-attending between 3 & 9 months - Adults	2,326	4,432	52.5%	54.7%	55.2%
% of FP17s for Band 1 Urgent Courses	323	5,249	6.2%	9.3%	9.1%
% of FP17s Relating to Free Repair or Replacements	53	5,249	1.0%	0.8%	0.8%
% of FP17s Relating to Continuations	49	5,249	0.9%	0.7%	0.8%
% of Patients satisfied with the dentistry they have received	30	34	88.2%	91.3%	92.0%
% of Patients satisfied with the time they had to wait for an appointment	31	34	91.2%	86.7%	87.6%

* This is based on patients treated on this contract for their most recent course of treatment. Figures in italics indicate the base number of FP17s or Patient Questionnaire responses are less than 100. N/A is shown where the base number of responses is less than 10 during the period. % is calculated as Quantity/Base number*100

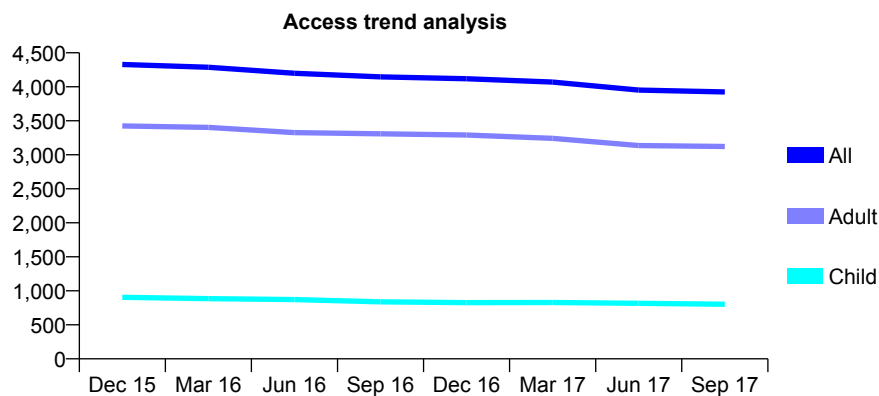
7A6 - Vital Signs At a Glance Contract Report for 180025/0001 - September 2017

Name or company name	Dr James Thomas & Dr Iman Mehdi
Contract type name	GDS Contract
Purpose of contract	General
Contract start date	01/02/2009
Contract end date	

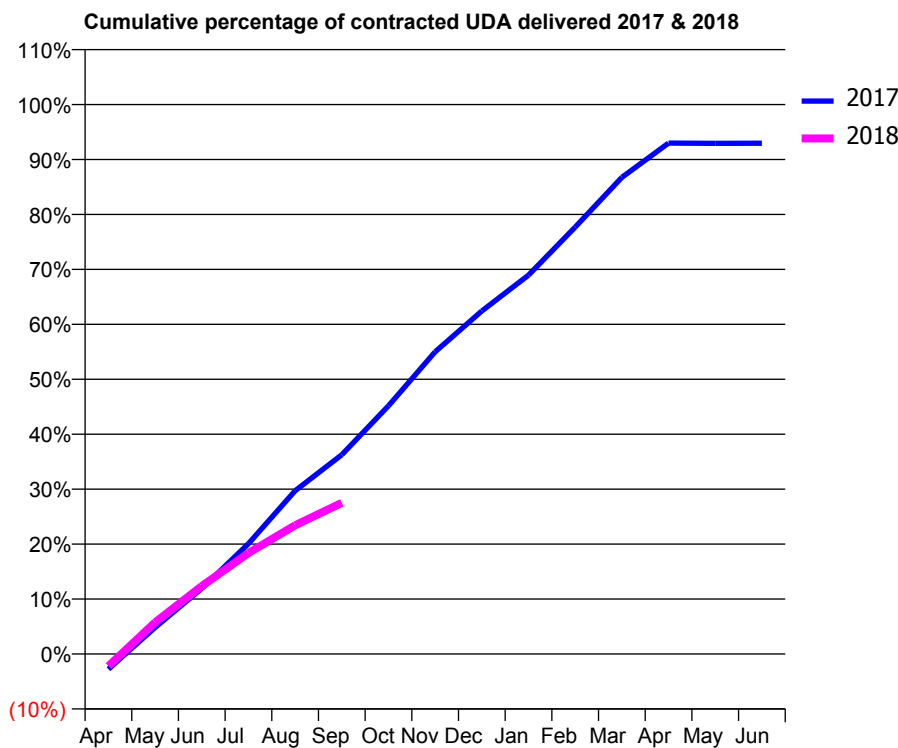
17/18 Contracted general activity (UDA)	14,481
Carry forward general activity (UDA)	520
17/18 Contracted orthodontic activity (UOA)	0
Carry forward orthodontic activity (UOA)	0
Baseline contract value	£355,598.76

ACCESS*

Patients seen in 24 months	Total	Change since previous quarter
Quarter ending September 2016	4,147	
Quarter ending December 2016	4,118	→
Quarter ending March 2017	4,070	↓
Quarter ending June 2017	3,952	↓
Quarter ending September 2017	3,925	→
Variance since September 2016	(5.4%)	↓



ACTIVITY



Month	Adjusted Scheduled Activity (UDA)	
	2017	2018
April	-403	-323
May	702	834
June	1,726	1,792
July	2,907	2,661
August	4,302	3,393
September	5,251	3,983
October	6,543	
November	7,965	
December	9,041	
January	9,987	
February	11,250	
March	12,560	
April	13,464	
May	13,457	
June	13,461	

QUALITY

	Quantity	Base Number	Contract	LHB	Wales
% of FP17s for the same patient ID Re-attending within 3 months - Children	45	451	10.0%	8.5%	10.9%
% of FP17s for the same patient ID Re-attending within 3 months - Adults	288	1,803	16.0%	15.0%	16.2%
% of FP17s for the same patient ID Re-attending between 3 & 9 months - Children	227	451	50.3%	58.0%	58.9%
% of FP17s for the same patient ID Re-attending between 3 & 9 months - Adults	886	1,803	49.1%	54.7%	55.2%
% of FP17s for Band 1 Urgent Courses	291	1,904	15.3%	9.3%	9.1%
% of FP17s Relating to Free Repair or Replacements	17	1,904	0.9%	0.8%	0.8%
% of FP17s Relating to Continuations	38	1,904	2.0%	0.7%	0.8%
% of Patients satisfied with the dentistry they have received	20	22	90.9%	91.3%	92.0%
% of Patients satisfied with the time they had to wait for an appointment	20	22	90.9%	86.7%	87.6%

* This is based on patients treated on this contract for their most recent course of treatment. Figures in italics indicate the base number of FP17s or Patient Questionnaire responses are less than 100. N/A is shown where the base number of responses is less than 10 during the period. % is calculated as Quantity/Base number*100

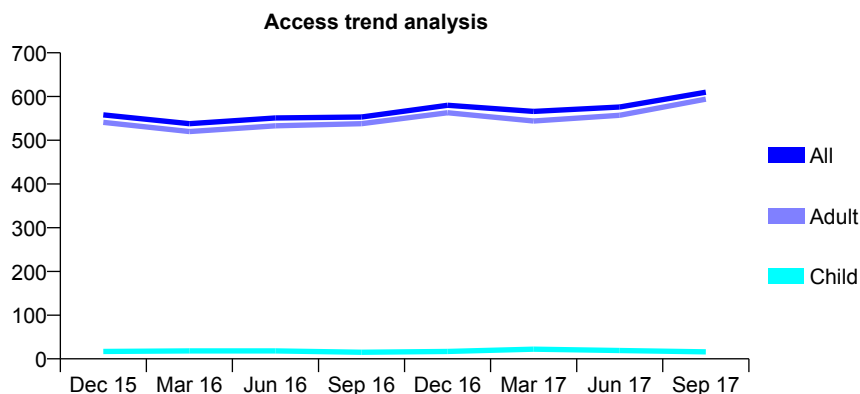
7A6 - Vital Signs At a Glance Contract Report for 180025/0002 - September 2017

Name or company name	Dr James Thomas & Dr Iman Mehdi
Contract type name	GDS Contract
Purpose of contract	General
Contract start date	01/02/2009
Contract end date	

17/18 Contracted general activity (UDA)	907
Carry forward general activity (UDA)	0
17/18 Contracted orthodontic activity (UOA)	0
Carry forward orthodontic activity (UOA)	0
Baseline contract value	£32,272.33

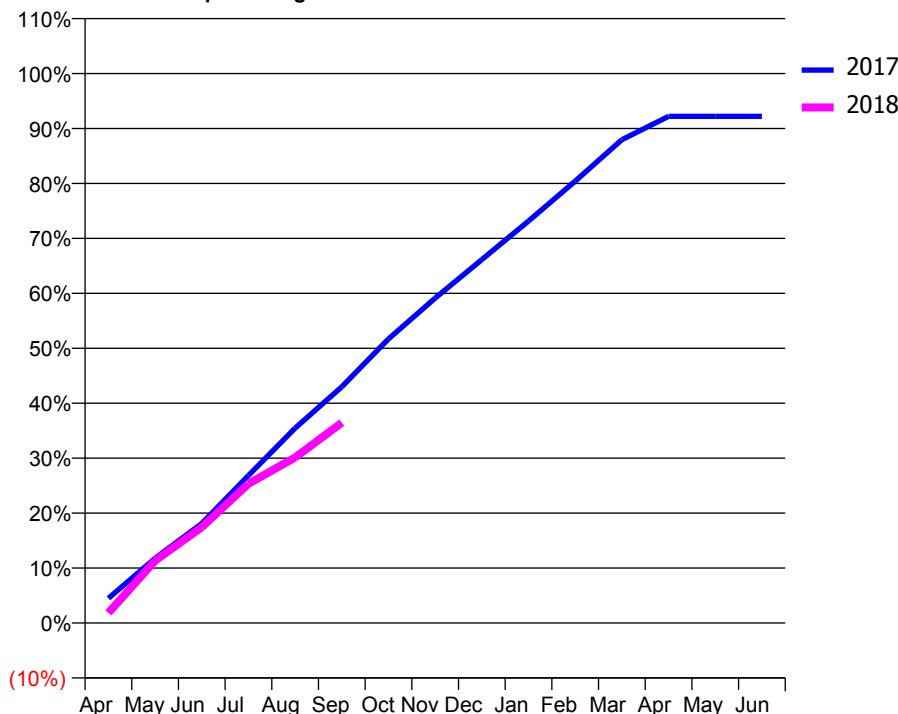
ACCESS*

Patients seen in 24 months	Total	Change since previous quarter
Quarter ending September 2016	553	
Quarter ending December 2016	580	↑
Quarter ending March 2017	566	↓
Quarter ending June 2017	576	→
Quarter ending September 2017	610	↑
Variance since September 2016	10.3%	↑



ACTIVITY

Cumulative percentage of contracted UDA delivered 2017 & 2018



Adjusted Scheduled Activity (UDA)

Month	2017	2018
April	41	17
May	107	103
June	164	158
July	244	230
August	322	273
September	390	331
October	469	
November	536	
December	600	
January	663	
February	729	
March	798	
April	836	
May	836	
June	836	

QUALITY

	Quantity	Base Number	Contract	LHB	Wales
% of FP17s for the same patient ID Re-attending within 3 months - Children	1	11	9.1%	8.5%	10.9%
% of FP17s for the same patient ID Re-attending within 3 months - Adults	12	297	4.0%	15.0%	16.2%
% of FP17s for the same patient ID Re-attending between 3 & 9 months - Children	0	11	0.0%	58.0%	58.9%
% of FP17s for the same patient ID Re-attending between 3 & 9 months - Adults	9	297	3.0%	54.7%	55.2%
% of FP17s for Band 1 Urgent Courses	274	276	99.3%	9.3%	9.1%
% of FP17s Relating to Free Repair or Replacements	0	276	0.0%	0.8%	0.8%
% of FP17s Relating to Continuations	0	276	0.0%	0.7%	0.8%
% of Patients satisfied with the dentistry they have received	0	0	N/A	91.3%	92.0%
% of Patients satisfied with the time they had to wait for an appointment	0	0	N/A	86.7%	87.6%

* This is based on patients treated on this contract for their most recent course of treatment. Figures in italics indicate the base number of FP17s or Patient Questionnaire responses are less than 100. N/A is shown where the base number of responses is less than 10 during the period. % is calculated as Quantity/Base number*100

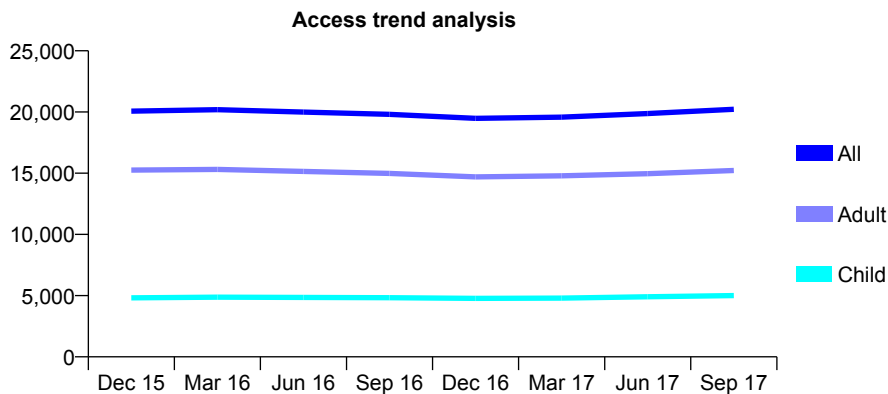
7A6 - Vital Signs At a Glance Contract Report for 181641/0001 - September 2017

Name or company name	Noblecourt Ltd & Northberry Ltd
Contract type name	GDS Contract
Purpose of contract	General
Contract start date	13/09/2011
Contract end date	

17/18 Contracted general activity (UDA)	52,702
Carry forward general activity (UDA)	-291
17/18 Contracted orthodontic activity (UOA)	0
Carry forward orthodontic activity (UOA)	0
Baseline contract value	£1,685,859.50

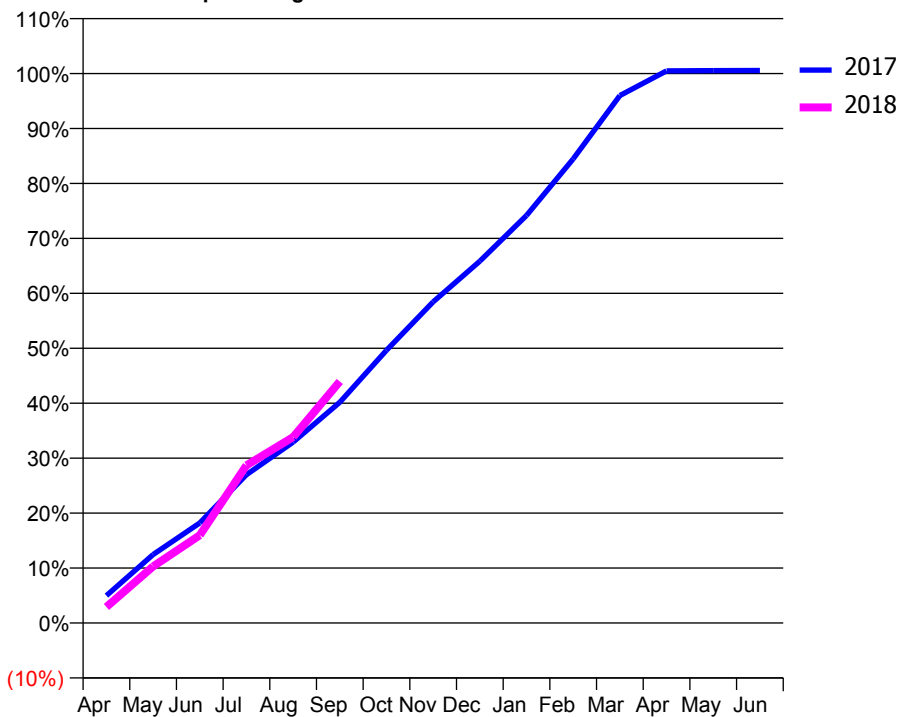
ACCESS*

Patients seen in 24 months	Total	Change since previous quarter
Quarter ending September 2016	19,814	
Quarter ending December 2016	19,479	↓
Quarter ending March 2017	19,581	→
Quarter ending June 2017	19,870	→
Quarter ending September 2017	20,223	→
Variance since September 2016	2.1%	↑



ACTIVITY

Cumulative percentage of contracted UDA delivered 2017 & 2018



Month	Adjusted Scheduled Activity (UDA)	
	2017	2018
April	2,624	1,545
May	6,565	5,430
June	9,599	8,423
July	14,228	15,126
August	17,345	17,836
September	21,172	23,171
October	26,163	
November	30,801	
December	34,699	
January	39,087	
February	44,514	
March	50,591	
April	52,960	
May	52,975	
June	52,993	

QUALITY

	Quantity	Base Number	Contract	LHB	Wales
% of FP17s for the same patient ID Re-attending within 3 months - Children	235	3,497	6.7%	8.5%	10.9%
% of FP17s for the same patient ID Re-attending within 3 months - Adults	1,367	9,994	13.7%	15.0%	16.2%
% of FP17s for the same patient ID Re-attending between 3 & 9 months - Children	1,838	3,497	52.6%	58.0%	58.9%
% of FP17s for the same patient ID Re-attending between 3 & 9 months - Adults	5,144	9,994	51.5%	54.7%	55.2%
% of FP17s for Band 1 Urgent Courses	1,182	12,366	9.6%	9.3%	9.1%
% of FP17s Relating to Free Repair or Replacements	85	12,366	0.7%	0.8%	0.8%
% of FP17s Relating to Continuations	49	12,366	0.4%	0.7%	0.8%
% of Patients satisfied with the dentistry they have received	50	57	87.7%	91.3%	92.0%
% of Patients satisfied with the time they had to wait for an appointment	46	57	80.7%	86.7%	87.6%

* This is based on patients treated on this contract for their most recent course of treatment. Figures in italics indicate the base number of FP17s or Patient Questionnaire responses are less than 100. N/A is shown where the base number of responses is less than 10 during the period. % is calculated as Quantity/Base number*100

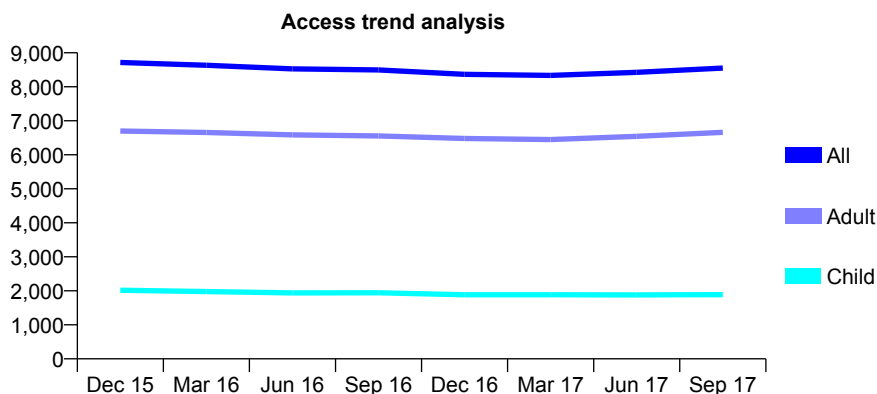
7A6 - Vital Signs At a Glance Contract Report for 183350/0001 - September 2017

Name or company name	Crosskeys Dental Practice Limited
Contract type name	GDS Contract
Purpose of contract	General
Contract start date	01/06/2013
Contract end date	

17/18 Contracted general activity (UDA)	28,668
Carry forward general activity (UDA)	1,433
17/18 Contracted orthodontic activity (UOA)	0
Carry forward orthodontic activity (UOA)	0
Baseline contract value	£714,521.80

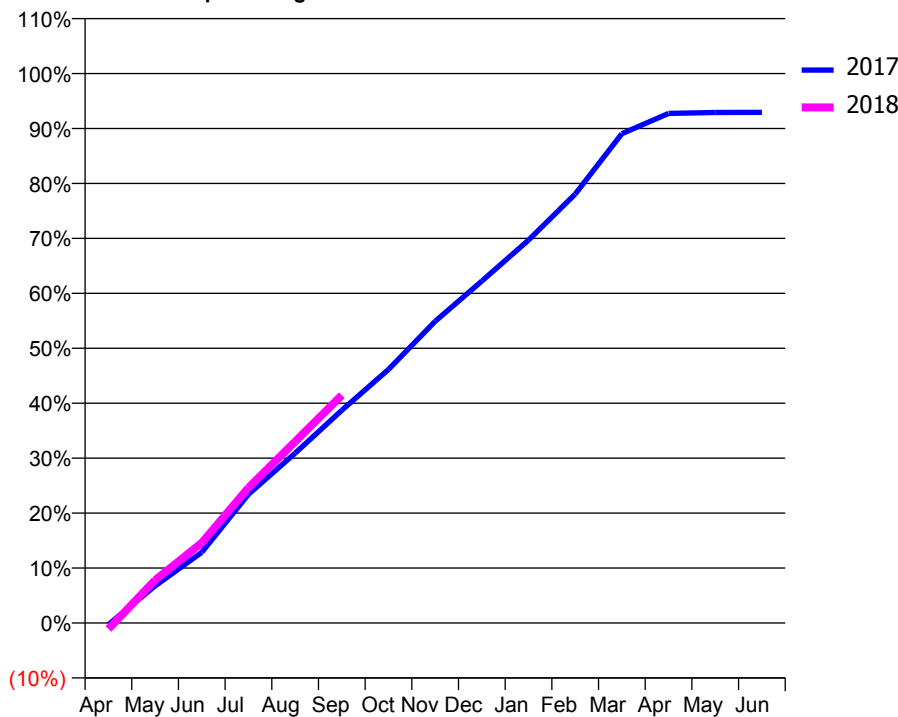
ACCESS*

Patients seen in 24 months	Total	Change since previous quarter
Quarter ending September 2016	8,496	
Quarter ending December 2016	8,365	↓
Quarter ending March 2017	8,335	→
Quarter ending June 2017	8,424	→
Quarter ending September 2017	8,550	→
Variance since September 2016	0.6%	→



ACTIVITY

Cumulative percentage of contracted UDA delivered 2017 & 2018



Month	Adjusted Scheduled Activity (UDA)	
	2017	2018
April	-88	-317
May	1,941	2,235
June	3,694	4,185
July	6,716	7,059
August	8,856	9,466
September	11,098	11,889
October	13,229	
November	15,736	
December	17,843	
January	19,974	
February	22,377	
March	25,532	
April	26,585	
May	26,634	
June	26,640	

QUALITY

	Quantity	Base Number	Contract	LHB	Wales
% of FP17s for the same patient ID Re-attending within 3 months - Children	104	1,571	6.6%	8.5%	10.9%
% of FP17s for the same patient ID Re-attending within 3 months - Adults	650	5,429	12.0%	15.0%	16.2%
% of FP17s for the same patient ID Re-attending between 3 & 9 months - Children	1,144	1,571	72.8%	58.0%	58.9%
% of FP17s for the same patient ID Re-attending between 3 & 9 months - Adults	3,547	5,429	65.3%	54.7%	55.2%
% of FP17s for Band 1 Urgent Courses	604	6,455	9.4%	9.3%	9.1%
% of FP17s Relating to Free Repair or Replacements	44	6,455	0.7%	0.8%	0.8%
% of FP17s Relating to Continuations	22	6,455	0.3%	0.7%	0.8%
% of Patients satisfied with the dentistry they have received	29	33	87.9%	91.3%	92.0%
% of Patients satisfied with the time they had to wait for an appointment	31	33	93.9%	86.7%	87.6%

* This is based on patients treated on this contract for their most recent course of treatment. Figures in italics indicate the base number of FP17s or Patient Questionnaire responses are less than 100. N/A is shown where the base number of responses is less than 10 during the period. % is calculated as Quantity/Base number*100

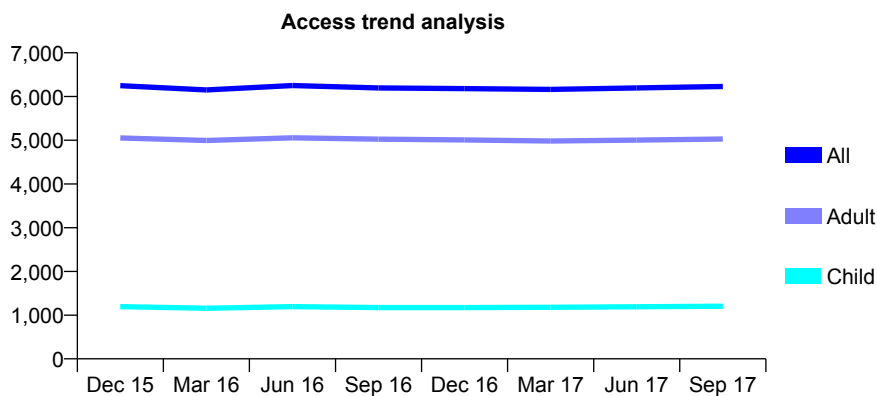
7A6 - Vital Signs At a Glance Contract Report for 187933/0001 - September 2017

Name or company name	NDP Services Ltd
Contract type name	GDS Contract
Purpose of contract	General
Contract start date	01/10/2010
Contract end date	

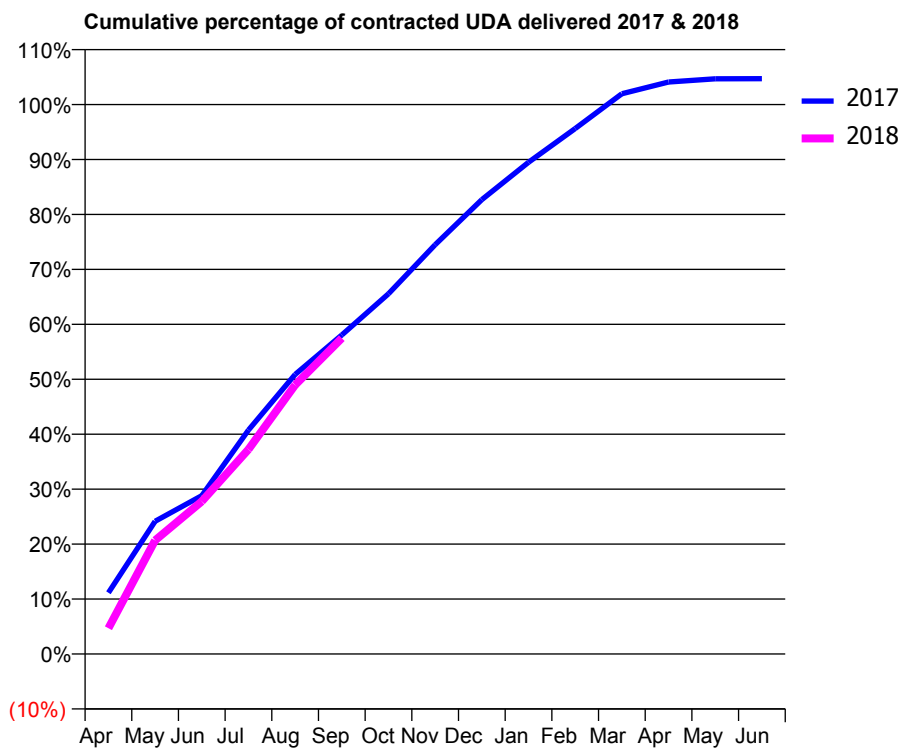
17/18 Contracted general activity (UDA)	21,304
Carry forward general activity (UDA)	-1,001
17/18 Contracted orthodontic activity (UOA)	0
Carry forward orthodontic activity (UOA)	0
Baseline contract value	£562,673.10

ACCESS*

Patients seen in 24 months	Total	Change since previous quarter
Quarter ending September 2016	6,196	
Quarter ending December 2016	6,182	→
Quarter ending March 2017	6,162	→
Quarter ending June 2017	6,195	→
Quarter ending September 2017	6,231	→
Variance since September 2016	0.6%	→



ACTIVITY



Month	Adjusted Scheduled Activity (UDA)	
	2017	2018
April	2,375	1,001
May	5,145	4,405
June	6,141	5,916
July	8,680	7,933
August	10,837	10,433
September	12,367	12,245
October	13,964	
November	15,871	
December	17,617	
January	19,065	
February	20,370	
March	21,721	
April	22,177	
May	22,300	
June	22,305	

QUALITY

	Quantity	Base Number	Contract	LHB	Wales
% of FP17s for the same patient ID Re-attending within 3 months - Children	108	1,000	10.8%	8.5%	10.9%
% of FP17s for the same patient ID Re-attending within 3 months - Adults	1,092	4,708	23.2%	15.0%	16.2%
% of FP17s for the same patient ID Re-attending between 3 & 9 months - Children	549	1,000	54.9%	58.0%	58.9%
% of FP17s for the same patient ID Re-attending between 3 & 9 months - Adults	2,460	4,708	52.3%	54.7%	55.2%
% of FP17s for Band 1 Urgent Courses	645	5,411	11.9%	9.3%	9.1%
% of FP17s Relating to Free Repair or Replacements	93	5,411	1.7%	0.8%	0.8%
% of FP17s Relating to Continuations	38	5,411	0.7%	0.7%	0.8%
% of Patients satisfied with the dentistry they have received	36	38	94.7%	91.3%	92.0%
% of Patients satisfied with the time they had to wait for an appointment	34	38	89.5%	86.7%	87.6%

* This is based on patients treated on this contract for their most recent course of treatment. Figures in italics indicate the base number of FP17s or Patient Questionnaire responses are less than 100. N/A is shown where the base number of responses is less than 10 during the period. % is calculated as Quantity/Base number*100

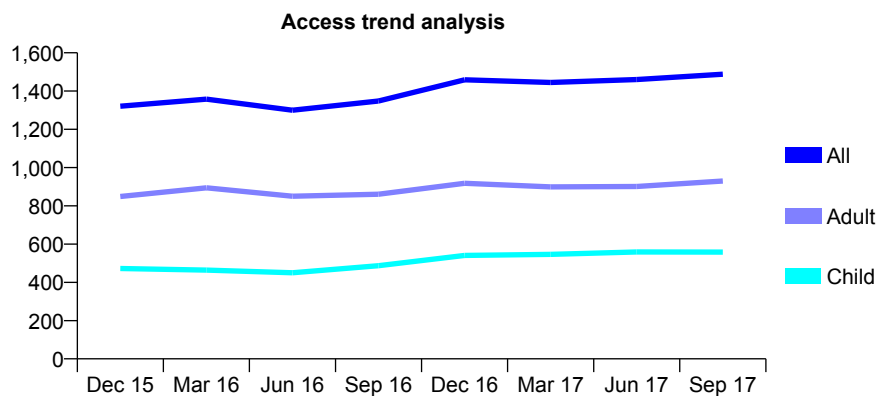
7A6 - Vital Signs At a Glance Contract Report for 188069/0001 - September 2017

Name or company name	Rowancrown Ltd
Contract type name	GDS Contract
Purpose of contract	General
Contract start date	01/03/2012
Contract end date	

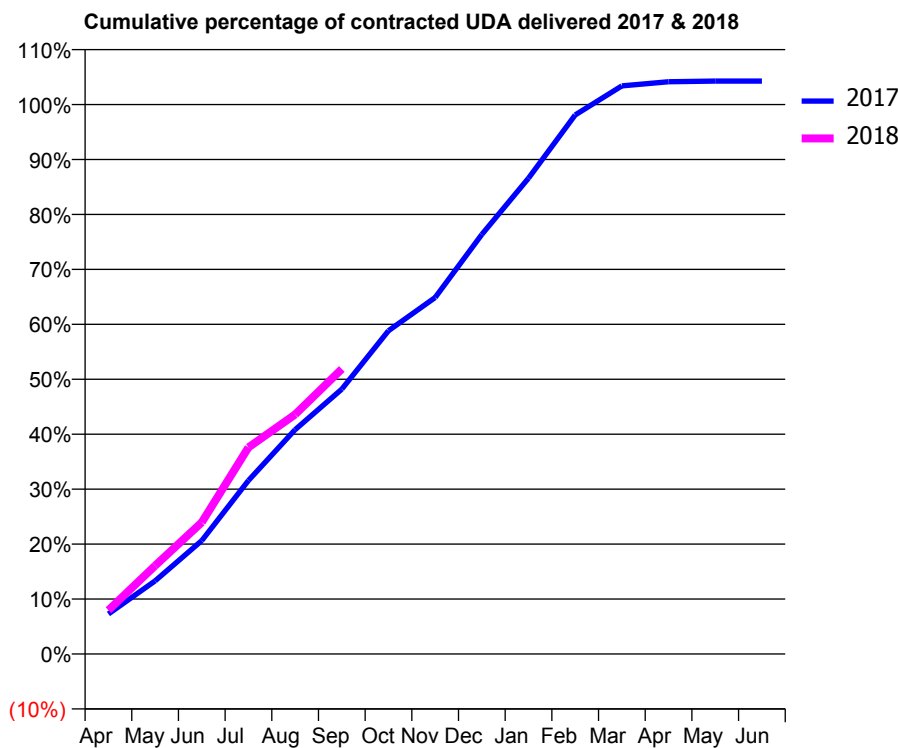
17/18 Contracted general activity (UDA)	4,467
Carry forward general activity (UDA)	-190
17/18 Contracted orthodontic activity (UOA)	0
Carry forward orthodontic activity (UOA)	0
Baseline contract value	£122,715.03

ACCESS*

Patients seen in 24 months	Total	Change since previous quarter
Quarter ending September 2016	1,348	
Quarter ending December 2016	1,459	↑
Quarter ending March 2017	1,445	→
Quarter ending June 2017	1,460	→
Quarter ending September 2017	1,488	→
Variance since September 2016	10.4%	↑



ACTIVITY



Month	Adjusted Scheduled Activity (UDA)	
	2017	2018
April	326	356
May	595	718
June	922	1,070
July	1,411	1,680
August	1,824	1,947
September	2,154	2,317
October	2,628	
November	2,898	
December	3,411	
January	3,868	
February	4,382	
March	4,618	
April	4,652	
May	4,657	
June	4,657	

QUALITY

	Quantity	Base Number	Contract	LHB	Wales
% of FP17s for the same patient ID Re-attending within 3 months - Children	22	470	4.7%	8.5%	10.9%
% of FP17s for the same patient ID Re-attending within 3 months - Adults	69	680	10.1%	15.0%	16.2%
% of FP17s for the same patient ID Re-attending between 3 & 9 months - Children	226	470	48.1%	58.0%	58.9%
% of FP17s for the same patient ID Re-attending between 3 & 9 months - Adults	246	680	36.2%	54.7%	55.2%
% of FP17s for Band 1 Urgent Courses	157	1,113	14.1%	9.3%	9.1%
% of FP17s Relating to Free Repair or Replacements	3	1,113	0.3%	0.8%	0.8%
% of FP17s Relating to Continuations	4	1,113	0.4%	0.7%	0.8%
% of Patients satisfied with the dentistry they have received	2	3	N/A	91.3%	92.0%
% of Patients satisfied with the time they had to wait for an appointment	2	3	N/A	86.7%	87.6%

* This is based on patients treated on this contract for their most recent course of treatment. Figures in italics indicate the base number of FP17s or Patient Questionnaire responses are less than 100. N/A is shown where the base number of responses is less than 10 during the period. % is calculated as Quantity/Base number*100

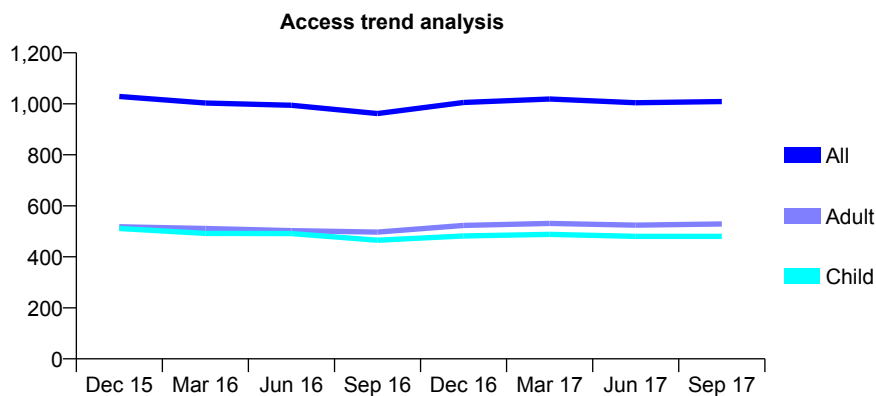
7A6 - Vital Signs At a Glance Contract Report for 190195/0009 - September 2017

Name or company name	Xeon Smiles UK Ltd
Contract type name	GDS Contract
Purpose of contract	General
Contract start date	01/04/2012
Contract end date	

17/18 Contracted general activity (UDA)	2,325
Carry forward general activity (UDA)	-72
17/18 Contracted orthodontic activity (UOA)	0
Carry forward orthodontic activity (UOA)	0
Baseline contract value	£57,226.35

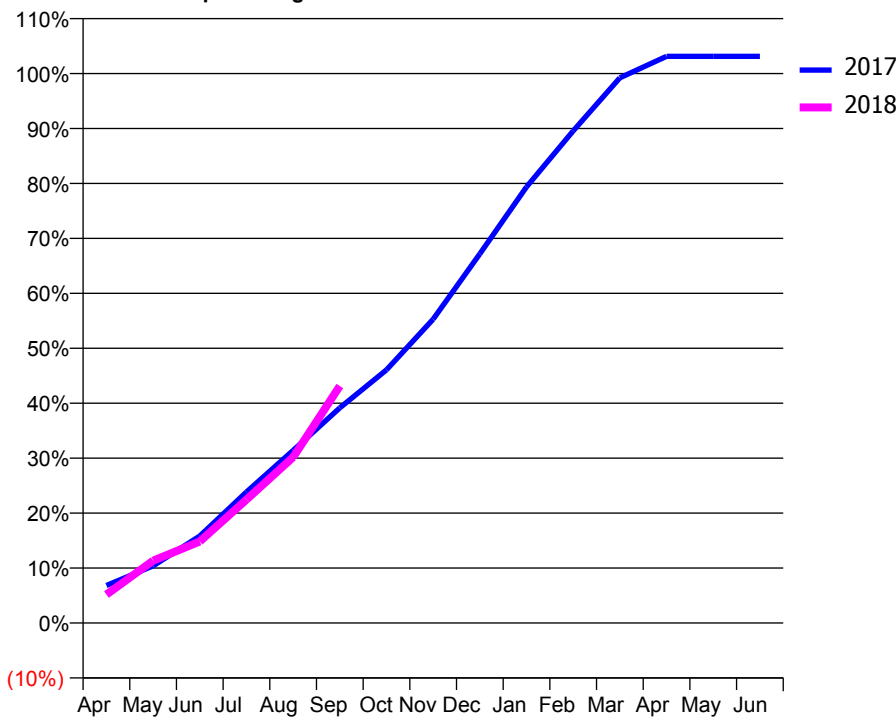
ACCESS*

Patients seen in 24 months	Total	Change since previous quarter
Quarter ending September 2016	962	
Quarter ending December 2016	1,005	↑
Quarter ending March 2017	1,019	→
Quarter ending June 2017	1,004	↓
Quarter ending September 2017	1,009	→
Variance since September 2016	4.9%	↑



ACTIVITY

Cumulative percentage of contracted UDA delivered 2017 & 2018



Adjusted Scheduled Activity (UDA)		
Month	2017	2018
April	159	120
May	242	264
June	368	345
July	554	522
August	730	702
September	910	1,003
October	1,071	
November	1,286	
December	1,562	
January	1,845	
February	2,082	
March	2,307	
April	2,397	
May	2,397	
June	2,397	

QUALITY

	Quantity	Base Number	Contract	LHB	Wales
% of FP17s for the same patient ID Re-attending within 3 months - Children	29	351	8.3%	8.5%	10.9%
% of FP17s for the same patient ID Re-attending within 3 months - Adults	31	328	9.5%	15.0%	16.2%
% of FP17s for the same patient ID Re-attending between 3 & 9 months - Children	227	351	64.7%	58.0%	58.9%
% of FP17s for the same patient ID Re-attending between 3 & 9 months - Adults	216	328	65.9%	54.7%	55.2%
% of FP17s for Band 1 Urgent Courses	40	629	6.4%	9.3%	9.1%
% of FP17s Relating to Free Repair or Replacements	1	629	0.2%	0.8%	0.8%
% of FP17s Relating to Continuations	0	629	0.0%	0.7%	0.8%
% of Patients satisfied with the dentistry they have received	3	3	N/A	91.3%	92.0%
% of Patients satisfied with the time they had to wait for an appointment	3	3	N/A	86.7%	87.6%

* This is based on patients treated on this contract for their most recent course of treatment. Figures in italics indicate the base number of FP17s or Patient Questionnaire responses are less than 100. N/A is shown where the base number of responses is less than 10 during the period. % is calculated as Quantity/Base number*100

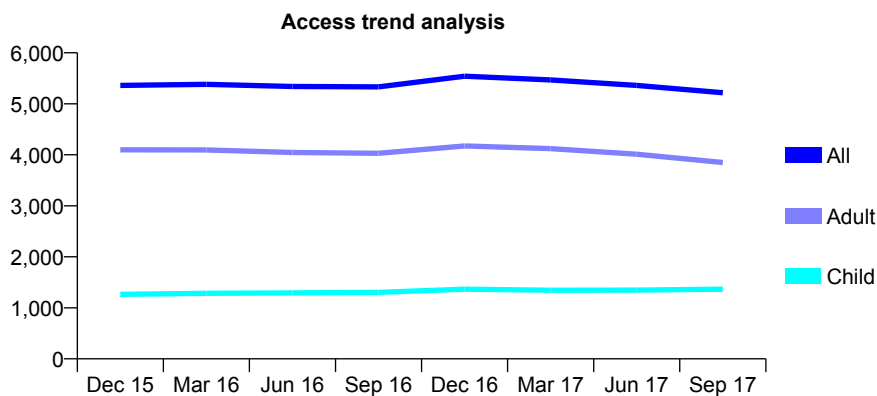
7A6 - Vital Signs At a Glance Contract Report for 190195/0012 - September 2017

Name or company name	Xeon Smiles UK Ltd
Contract type name	GDS Contract
Purpose of contract	General
Contract start date	01/04/2012
Contract end date	

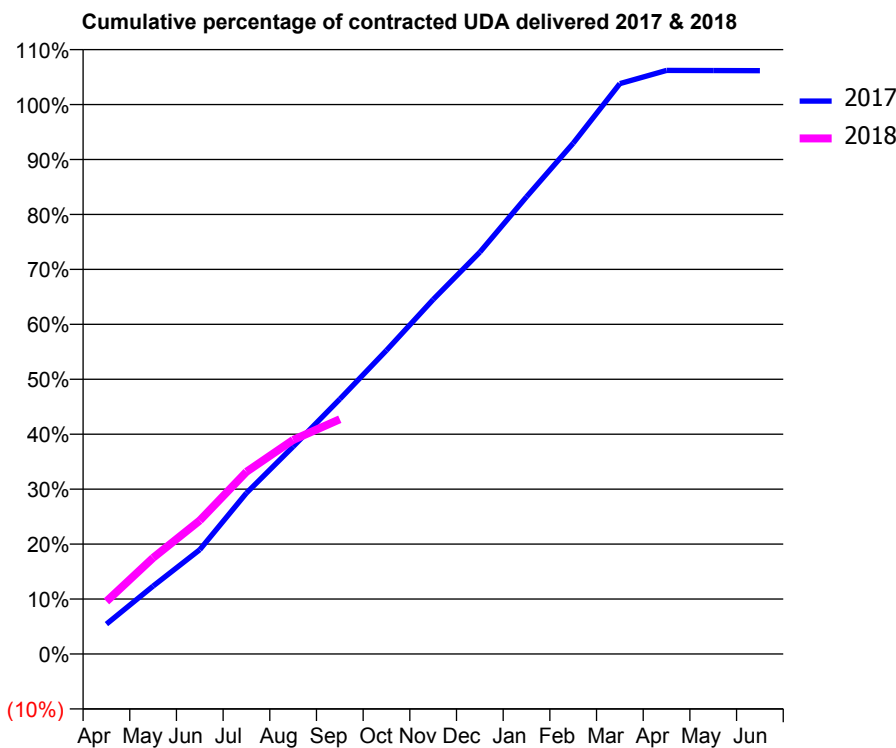
17/18 Contracted general activity (UDA)	18,856
Carry forward general activity (UDA)	-943
17/18 Contracted orthodontic activity (UOA)	0
Carry forward orthodontic activity (UOA)	0
Baseline contract value	£457,269.37

ACCESS*

Patients seen in 24 months	Total	Change since previous quarter
Quarter ending September 2016	5,333	
Quarter ending December 2016	5,541	↑
Quarter ending March 2017	5,467	↓
Quarter ending June 2017	5,360	↓
Quarter ending September 2017	5,216	↓
Variance since September 2016	(2.2%)	↓



ACTIVITY



Month	Adjusted Scheduled Activity (UDA)	
	2017	2018
April	1,029	1,804
May	2,333	3,302
June	3,583	4,585
July	5,527	6,251
August	7,118	7,344
September	8,745	8,055
October	10,423	
November	12,166	
December	13,790	
January	15,687	
February	17,525	
March	19,571	
April	20,028	
May	20,023	
June	20,017	

QUALITY

	Quantity	Base Number	Contract	LHB	Wales
% of FP17s for the same patient ID Re-attending within 3 months - Children	107	944	11.3%	8.5%	10.9%
% of FP17s for the same patient ID Re-attending within 3 months - Adults	379	2,454	15.4%	15.0%	16.2%
% of FP17s for the same patient ID Re-attending between 3 & 9 months - Children	539	944	57.1%	58.0%	58.9%
% of FP17s for the same patient ID Re-attending between 3 & 9 months - Adults	1,618	2,454	65.9%	54.7%	55.2%
% of FP17s for Band 1 Urgent Courses	248	3,225	7.7%	9.3%	9.1%
% of FP17s Relating to Free Repair or Replacements	51	3,225	1.6%	0.8%	0.8%
% of FP17s Relating to Continuations	11	3,225	0.3%	0.7%	0.8%
% of Patients satisfied with the dentistry they have received	16	19	84.2%	91.3%	92.0%
% of Patients satisfied with the time they had to wait for an appointment	16	19	84.2%	86.7%	87.6%

* This is based on patients treated on this contract for their most recent course of treatment. Figures in italics indicate the base number of FP17s or Patient Questionnaire responses are less than 100. N/A is shown where the base number of responses is less than 10 during the period. % is calculated as Quantity/Base number*100

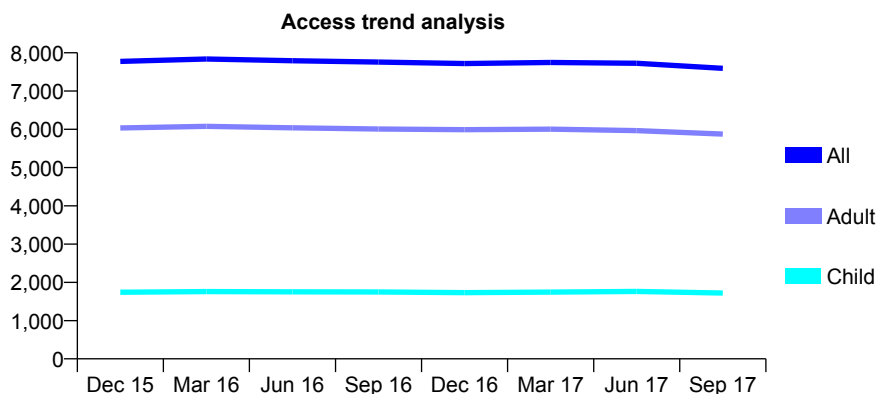
7A6 - Vital Signs At a Glance Contract Report for 190195/0014 - September 2017

Name or company name	Xeon Smiles UK Ltd
Contract type name	GDS Contract
Purpose of contract	General
Contract start date	01/04/2012
Contract end date	

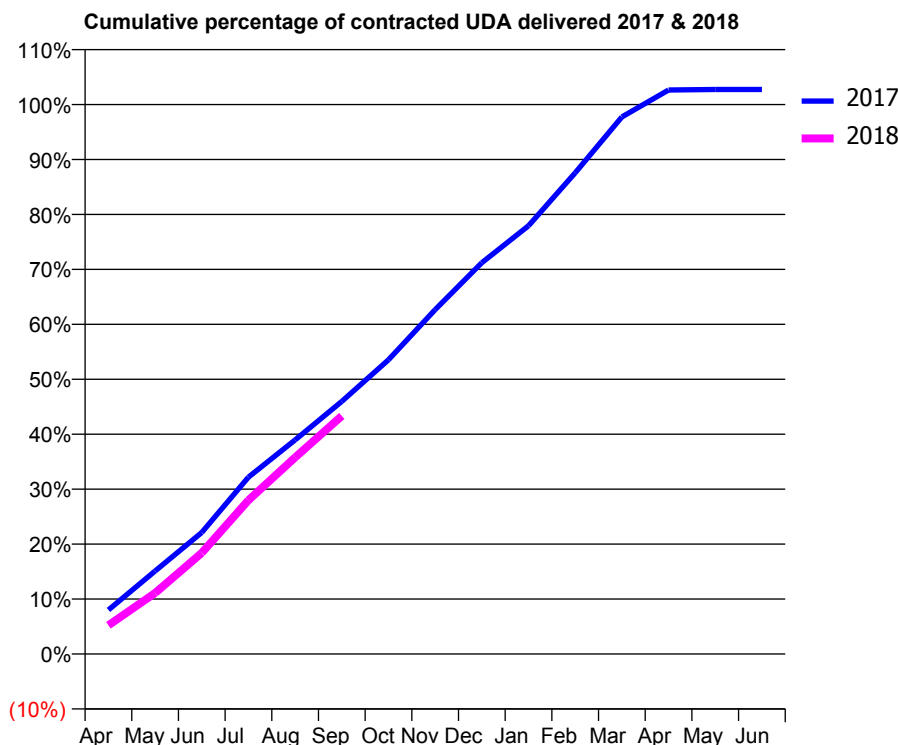
17/18 Contracted general activity (UDA)	24,172
Carry forward general activity (UDA)	-662
17/18 Contracted orthodontic activity (UOA)	0
Carry forward orthodontic activity (UOA)	0
Baseline contract value	£646,514.22

ACCESS*

Patients seen in 24 months	Total	Change since previous quarter
Quarter ending September 2016	7,756	
Quarter ending December 2016	7,719	→
Quarter ending March 2017	7,747	→
Quarter ending June 2017	7,728	→
Quarter ending September 2017	7,595	↓
Variance since September 2016	(2.1%)	↓



ACTIVITY



Month	Adjusted Scheduled Activity (UDA)	
	2017	2018
April	1,937	1,264
May	3,650	2,684
June	5,348	4,451
July	7,783	6,766
August	9,417	8,652
September	11,113	10,471
October	12,945	
November	15,150	
December	17,213	
January	18,840	
February	21,167	
March	23,622	
April	24,807	
May	24,833	
June	24,834	

QUALITY

	Quantity	Base Number	Contract	LHB	Wales
% of FP17s for the same patient ID Re-attending within 3 months - Children	57	1,157	4.9%	8.5%	10.9%
% of FP17s for the same patient ID Re-attending within 3 months - Adults	395	3,751	10.5%	15.0%	16.2%
% of FP17s for the same patient ID Re-attending between 3 & 9 months - Children	660	1,157	57.0%	58.0%	58.9%
% of FP17s for the same patient ID Re-attending between 3 & 9 months - Adults	2,308	3,751	61.5%	54.7%	55.2%
% of FP17s for Band 1 Urgent Courses	181	4,474	4.0%	9.3%	9.1%
% of FP17s Relating to Free Repair or Replacements	27	4,474	0.6%	0.8%	0.8%
% of FP17s Relating to Continuations	4	4,474	0.1%	0.7%	0.8%
% of Patients satisfied with the dentistry they have received	24	28	85.7%	91.3%	92.0%
% of Patients satisfied with the time they had to wait for an appointment	23	28	82.1%	86.7%	87.6%

* This is based on patients treated on this contract for their most recent course of treatment. Figures in italics indicate the base number of FP17s or Patient Questionnaire responses are less than 100. N/A is shown where the base number of responses is less than 10 during the period. % is calculated as Quantity/Base number*100

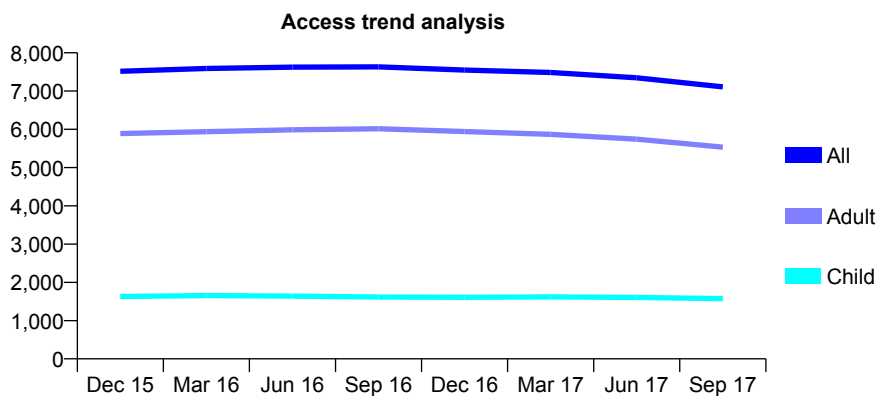
7A6 - Vital Signs At a Glance Contract Report for 190195/0015 - September 2017

Name or company name	Xeon Smiles UK Ltd
Contract type name	GDS Contract
Purpose of contract	General
Contract start date	01/04/2012
Contract end date	

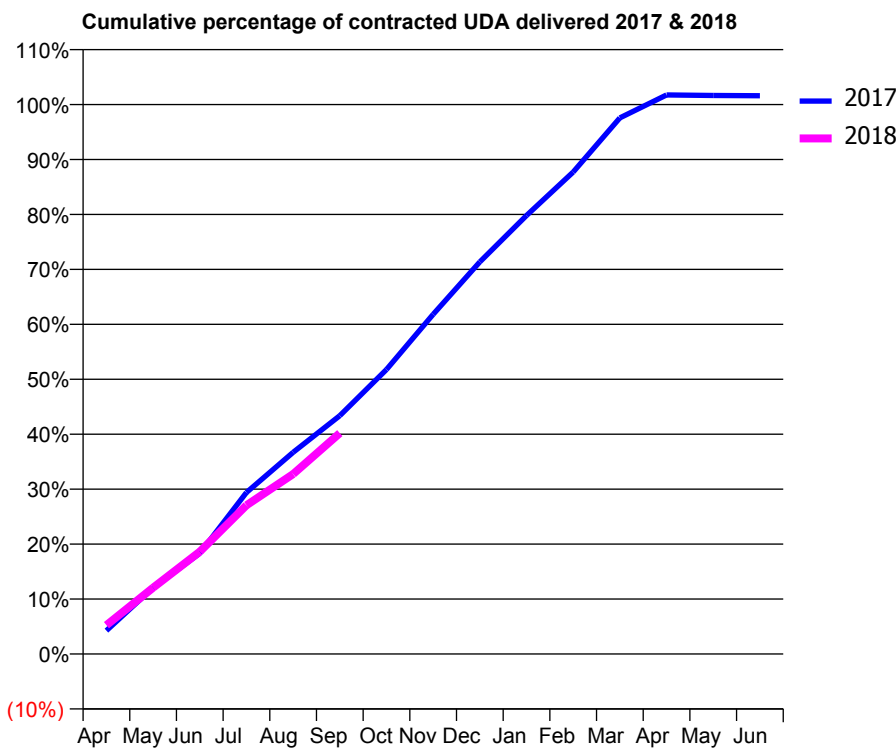
17/18 Contracted general activity (UDA)	24,572
Carry forward general activity (UDA)	-393
17/18 Contracted orthodontic activity (UOA)	0
Carry forward orthodontic activity (UOA)	0
Baseline contract value	£668,791.20

ACCESS*

Patients seen in 24 months	Total	Change since previous quarter
Quarter ending September 2016	7,633	
Quarter ending December 2016	7,548	↓
Quarter ending March 2017	7,487	→
Quarter ending June 2017	7,348	↓
Quarter ending September 2017	7,108	↓
Variance since September 2016	(6.9%)	↓



ACTIVITY



Month	Adjusted Scheduled Activity (UDA)	
	2017	2018
April	1,049	1,290
May	2,969	2,967
June	4,507	4,576
July	7,222	6,653
August	9,020	8,048
September	10,657	9,879
October	12,719	
November	15,191	
December	17,531	
January	19,611	
February	21,554	
March	23,976	
April	24,998	
May	24,975	
June	24,965	

QUALITY

	Quantity	Base Number	Contract	LHB	Wales
% of FP17s for the same patient ID Re-attending within 3 months - Children	89	1,126	7.9%	8.5%	10.9%
% of FP17s for the same patient ID Re-attending within 3 months - Adults	543	3,630	15.0%	15.0%	16.2%
% of FP17s for the same patient ID Re-attending between 3 & 9 months - Children	685	1,126	60.8%	58.0%	58.9%
% of FP17s for the same patient ID Re-attending between 3 & 9 months - Adults	2,140	3,630	59.0%	54.7%	55.2%
% of FP17s for Band 1 Urgent Courses	462	4,361	10.6%	9.3%	9.1%
% of FP17s Relating to Free Repair or Replacements	57	4,361	1.3%	0.8%	0.8%
% of FP17s Relating to Continuations	11	4,361	0.3%	0.7%	0.8%
% of Patients satisfied with the dentistry they have received	27	32	84.4%	91.3%	92.0%
% of Patients satisfied with the time they had to wait for an appointment	30	32	93.8%	86.7%	87.6%

* This is based on patients treated on this contract for their most recent course of treatment. Figures in italics indicate the base number of FP17s or Patient Questionnaire responses are less than 100. N/A is shown where the base number of responses is less than 10 during the period. % is calculated as Quantity/Base number*100

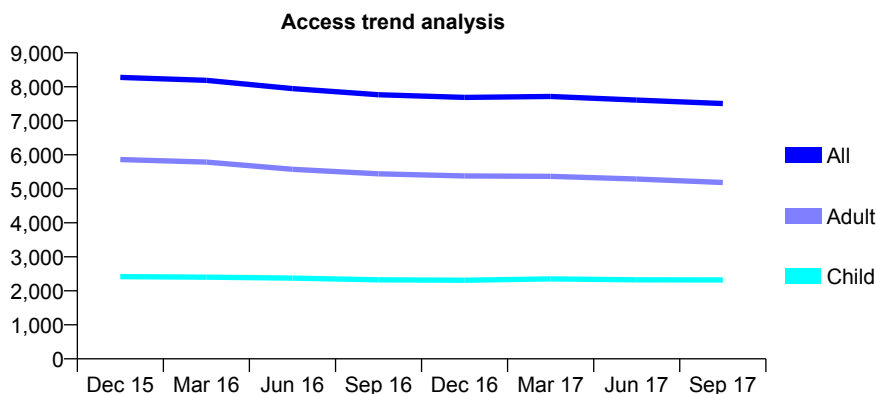
7A6 - Vital Signs At a Glance Contract Report for 190195/0020 - September 2017

Name or company name	Xeon Smiles UK Ltd
Contract type name	GDS Contract
Purpose of contract	General
Contract start date	18/07/2012
Contract end date	31/03/2018

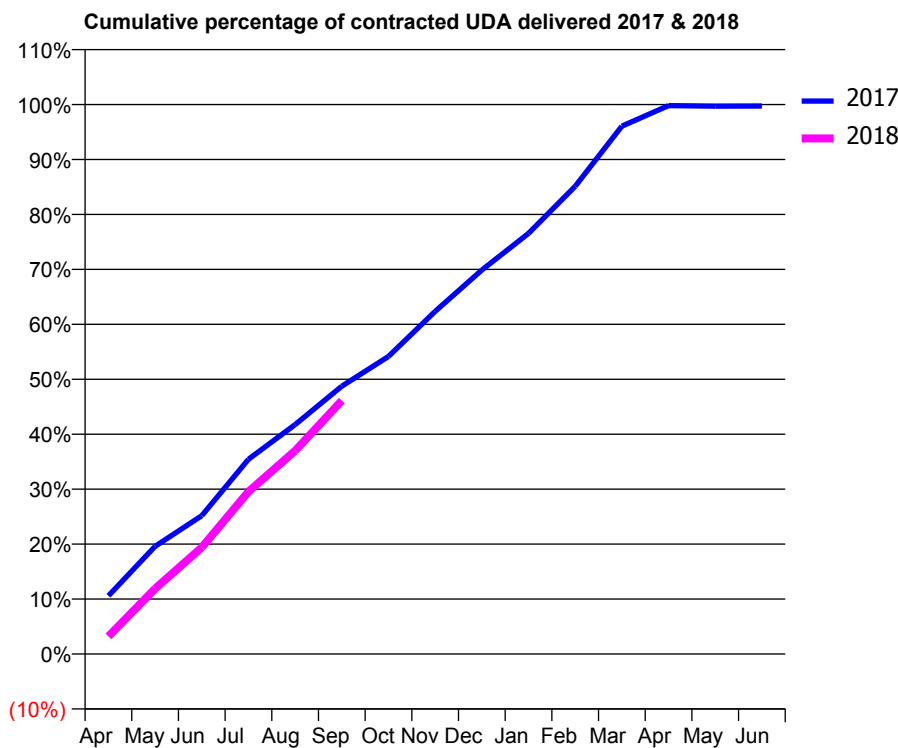
17/18 Contracted general activity (UDA)	20,705
Carry forward general activity (UDA)	57
17/18 Contracted orthodontic activity (UOA)	0
Carry forward orthodontic activity (UOA)	0
Baseline contract value	£540,970.97

ACCESS*

Patients seen in 24 months	Total	Change since previous quarter
Quarter ending September 2016	7,765	
Quarter ending December 2016	7,690	→
Quarter ending March 2017	7,717	→
Quarter ending June 2017	7,609	↓
Quarter ending September 2017	7,507	↓
Variance since September 2016	(3.3%)	↓



ACTIVITY



Month	Adjusted Scheduled Activity (UDA)	
	2017	2018
April	2,194	668
May	4,056	2,462
June	5,213	4,017
July	7,338	6,117
August	8,647	7,660
September	10,092	9,550
October	11,210	
November	12,910	
December	14,468	
January	15,848	
February	17,624	
March	19,887	
April	20,661	
May	20,643	
June	20,648	

QUALITY

	Quantity	Base Number	Contract	LHB	Wales
% of FP17s for the same patient ID Re-attending within 3 months - Children	94	1,671	5.6%	8.5%	10.9%
% of FP17s for the same patient ID Re-attending within 3 months - Adults	351	3,650	9.6%	15.0%	16.2%
% of FP17s for the same patient ID Re-attending between 3 & 9 months - Children	933	1,671	55.8%	58.0%	58.9%
% of FP17s for the same patient ID Re-attending between 3 & 9 months - Adults	1,964	3,650	53.8%	54.7%	55.2%
% of FP17s for Band 1 Urgent Courses	351	4,972	7.1%	9.3%	9.1%
% of FP17s Relating to Free Repair or Replacements	21	4,972	0.4%	0.8%	0.8%
% of FP17s Relating to Continuations	4	4,972	0.1%	0.7%	0.8%
% of Patients satisfied with the dentistry they have received	26	28	92.9%	91.3%	92.0%
% of Patients satisfied with the time they had to wait for an appointment	20	28	71.4%	86.7%	87.6%

* This is based on patients treated on this contract for their most recent course of treatment. Figures in italics indicate the base number of FP17s or Patient Questionnaire responses are less than 100. N/A is shown where the base number of responses is less than 10 during the period. % is calculated as Quantity/Base number*100

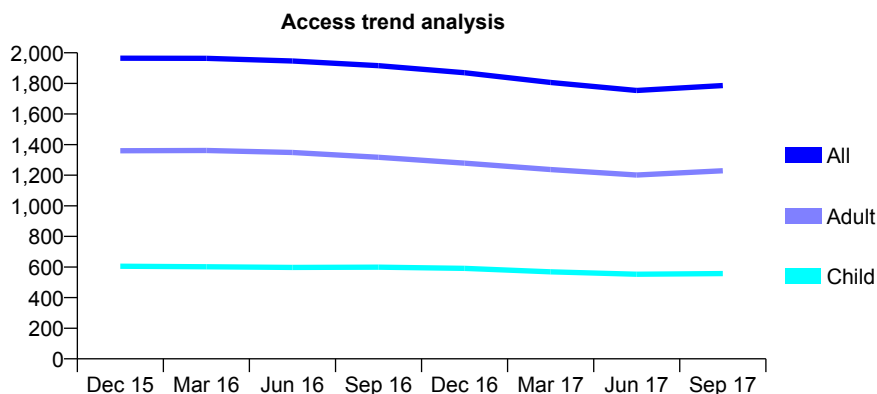
7A6 - Vital Signs At a Glance Contract Report for 190535/0001 - September 2017

Name or company name	Cwmbran Dental Spa
Contract type name	GDS Contract
Purpose of contract	General
Contract start date	01/04/2012
Contract end date	

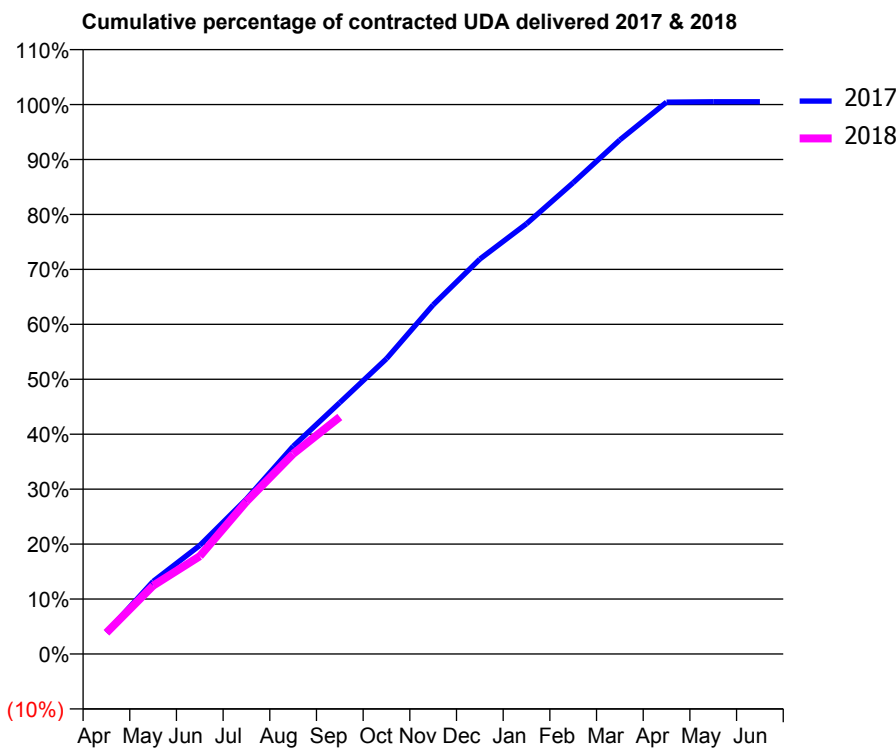
17/18 Contracted general activity (UDA)	5,832
Carry forward general activity (UDA)	-29
17/18 Contracted orthodontic activity (UOA)	0
Carry forward orthodontic activity (UOA)	0
Baseline contract value	£145,179.50

ACCESS*

Patients seen in 24 months	Total	Change since previous quarter
Quarter ending September 2016	1,916	
Quarter ending December 2016	1,870	↓
Quarter ending March 2017	1,806	↓
Quarter ending June 2017	1,754	↓
Quarter ending September 2017	1,786	→
Variance since September 2016	(6.8%)	↓



ACTIVITY



Month	Adjusted Scheduled Activity (UDA)	
	2017	2018
April	229	226
May	770	725
June	1,152	1,038
July	1,645	1,618
August	2,205	2,124
September	2,668	2,515
October	3,134	
November	3,705	
December	4,191	
January	4,567	
February	5,002	
March	5,457	
April	5,857	
May	5,861	
June	5,861	

QUALITY

	Quantity	Base Number	Contract	LHB	Wales
% of FP17s for the same patient ID Re-attending within 3 months - Children	20	449	4.5%	8.5%	10.9%
% of FP17s for the same patient ID Re-attending within 3 months - Adults	122	950	12.8%	15.0%	16.2%
% of FP17s for the same patient ID Re-attending between 3 & 9 months - Children	260	449	57.9%	58.0%	58.9%
% of FP17s for the same patient ID Re-attending between 3 & 9 months - Adults	551	950	58.0%	54.7%	55.2%
% of FP17s for Band 1 Urgent Courses	62	1,266	4.9%	9.3%	9.1%
% of FP17s Relating to Free Repair or Replacements	10	1,266	0.8%	0.8%	0.8%
% of FP17s Relating to Continuations	7	1,266	0.6%	0.7%	0.8%
% of Patients satisfied with the dentistry they have received	4	4	N/A	91.3%	92.0%
% of Patients satisfied with the time they had to wait for an appointment	4	4	N/A	86.7%	87.6%

* This is based on patients treated on this contract for their most recent course of treatment. Figures in italics indicate the base number of FP17s or Patient Questionnaire responses are less than 100. N/A is shown where the base number of responses is less than 10 during the period. % is calculated as Quantity/Base number*100

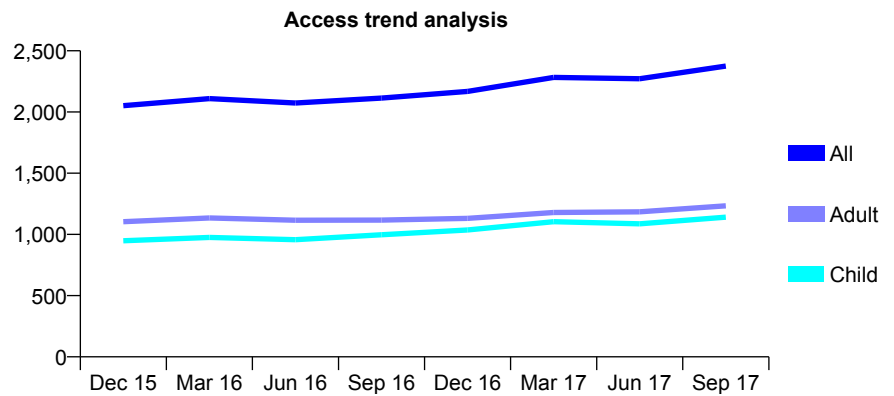
7A6 - Vital Signs At a Glance Contract Report for 194034/0001 - September 2017

Name or company name	Melin Ltd
Contract type name	GDS Contract
Purpose of contract	General and Orthodontic
Contract start date	01/03/2011
Contract end date	

17/18 Contracted general activity (UDA)	8,071
Carry forward general activity (UDA)	11
17/18 Contracted orthodontic activity (UOA)	1,580
Carry forward orthodontic activity (UOA)	-59
Baseline contract value	£265,835.87

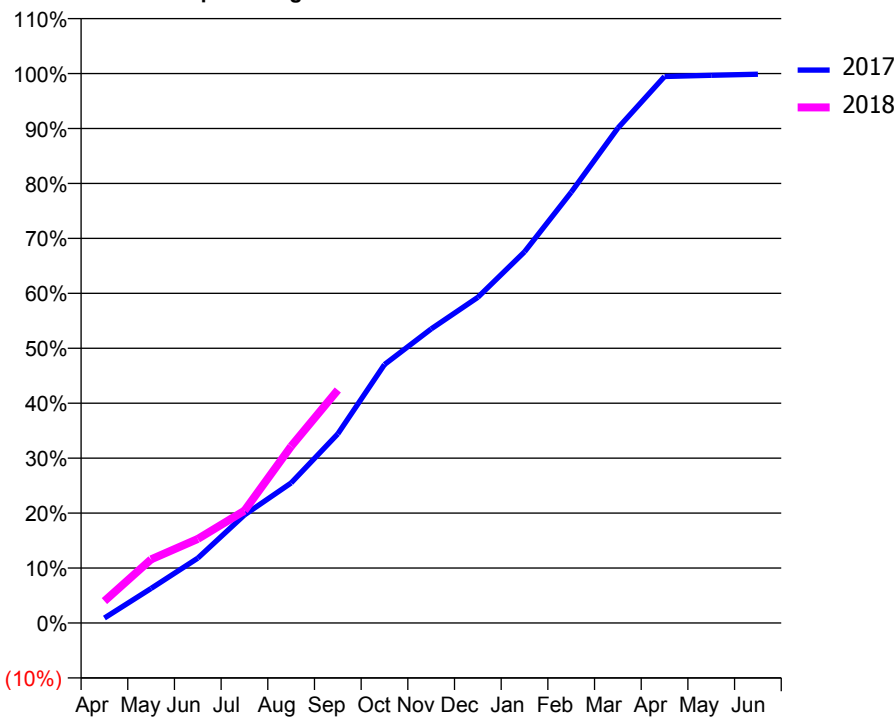
ACCESS*

Patients seen in 24 months	Total	Change since previous quarter
Quarter ending September 2016	2,114	
Quarter ending December 2016	2,168	↑
Quarter ending March 2017	2,283	↑
Quarter ending June 2017	2,272	→
Quarter ending September 2017	2,375	↑
Variance since September 2016	12.3%	↑



ACTIVITY

Cumulative percentage of contracted UDA delivered 2017 & 2018



Month	Adjusted Scheduled Activity (UDA)	
	2017	2018
April	74	321
May	508	935
June	954	1,234
July	1,588	1,651
August	2,058	2,596
September	2,778	3,423
October	3,797	
November	4,321	
December	4,784	
January	5,451	
February	6,327	
March	7,270	
April	8,028	
May	8,045	
June	8,060	

QUALITY

	Quantity	Base Number	Contract	LHB	Wales
% of FP17s for the same patient ID Re-attending within 3 months - Children	186	1,236	15.0%	8.5%	10.9%
% of FP17s for the same patient ID Re-attending within 3 months - Adults	243	1,162	20.9%	15.0%	16.2%
% of FP17s for the same patient ID Re-attending between 3 & 9 months - Children	742	1,236	60.0%	58.0%	58.9%
% of FP17s for the same patient ID Re-attending between 3 & 9 months - Adults	688	1,162	59.2%	54.7%	55.2%
% of FP17s for Band 1 Urgent Courses	98	1,859	5.3%	9.3%	9.1%
% of FP17s Relating to Free Repair or Replacements	3	1,859	0.2%	0.8%	0.8%
% of FP17s Relating to Continuations	5	1,859	0.3%	0.7%	0.8%
% of Patients satisfied with the dentistry they have received	7	9	N/A	91.3%	92.0%
% of Patients satisfied with the time they had to wait for an appointment	8	9	N/A	86.7%	87.6%

* This is based on patients treated on this contract for their most recent course of treatment. Figures in italics indicate the base number of FP17s or Patient Questionnaire responses are less than 100. N/A is shown where the base number of responses is less than 10 during the period. % is calculated as Quantity/Base number*100

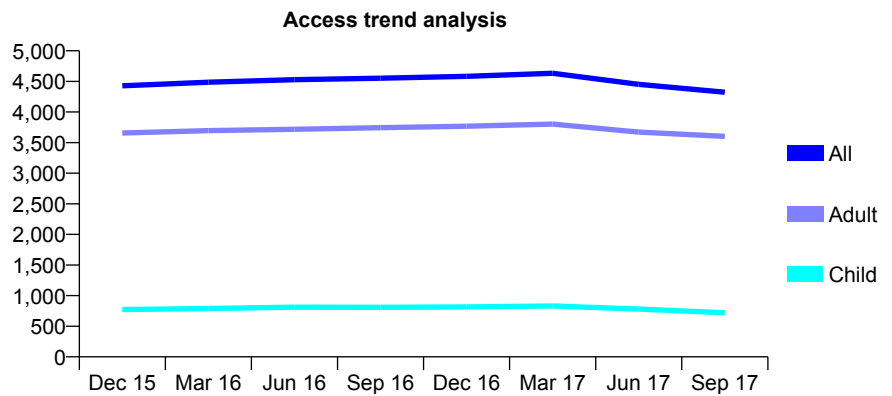
7A6 - Vital Signs At a Glance Contract Report for 197599/0001 - September 2017

Name or company name	Ali Jahanfar & Regina Appah
Contract type name	GDS Contract
Purpose of contract	General
Contract start date	01/12/2009
Contract end date	

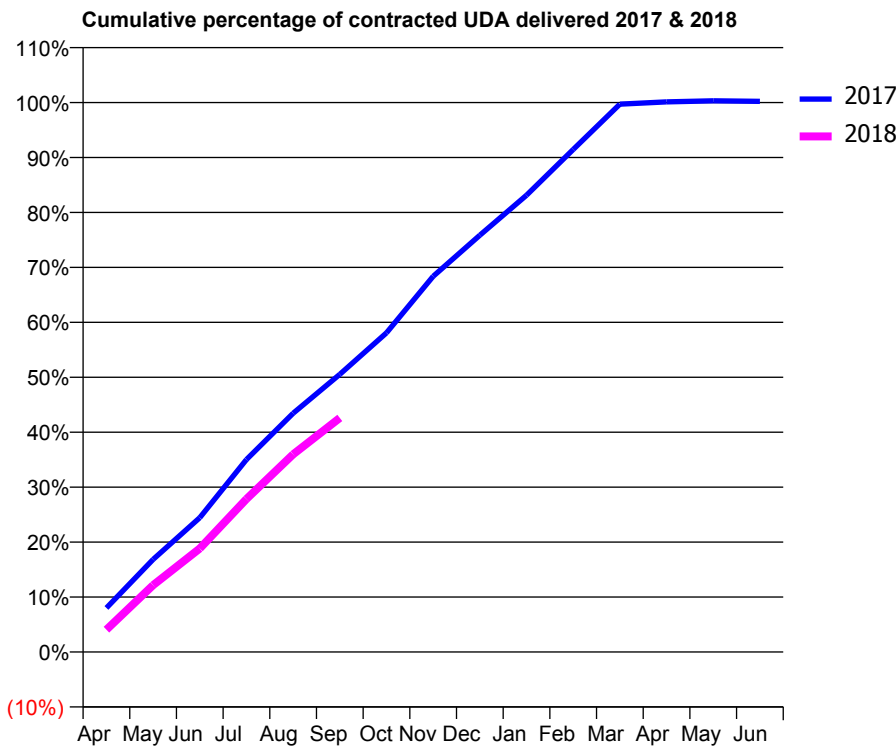
17/18 Contracted general activity (UDA)	13,299
Carry forward general activity (UDA)	-29
17/18 Contracted orthodontic activity (UOA)	0
Carry forward orthodontic activity (UOA)	0
Baseline contract value	£306,631.98

ACCESS*

Patients seen in 24 months	Total	Change since previous quarter
Quarter ending September 2016	4,553	
Quarter ending December 2016	4,583	→
Quarter ending March 2017	4,633	→
Quarter ending June 2017	4,453	↓
Quarter ending September 2017	4,323	↓
Variance since September 2016	(5.1%)	↓



ACTIVITY



Month	Adjusted Scheduled Activity (UDA)	
	2017	2018
April	1,067	541
May	2,242	1,618
June	3,253	2,506
July	4,657	3,704
August	5,778	4,783
September	6,722	5,665
October	7,724	
November	9,092	
December	10,087	
January	11,056	
February	12,162	
March	13,258	
April	13,315	
May	13,339	
June	13,327	

QUALITY

	Quantity	Base Number	Contract	LHB	Wales
% of FP17s for the same patient ID Re-attending within 3 months - Children	28	399	7.0%	8.5%	10.9%
% of FP17s for the same patient ID Re-attending within 3 months - Adults	335	2,343	14.3%	15.0%	16.2%
% of FP17s for the same patient ID Re-attending between 3 & 9 months - Children	227	399	56.9%	58.0%	58.9%
% of FP17s for the same patient ID Re-attending between 3 & 9 months - Adults	1,230	2,343	52.5%	54.7%	55.2%
% of FP17s for Band 1 Urgent Courses	265	2,693	9.8%	9.3%	9.1%
% of FP17s Relating to Free Repair or Replacements	52	2,693	1.9%	0.8%	0.8%
% of FP17s Relating to Continuations	25	2,693	0.9%	0.7%	0.8%
% of Patients satisfied with the dentistry they have received	20	20	100.0%	91.3%	92.0%
% of Patients satisfied with the time they had to wait for an appointment	19	20	95.0%	86.7%	87.6%

* This is based on patients treated on this contract for their most recent course of treatment. Figures in italics indicate the base number of FP17s or Patient Questionnaire responses are less than 100. N/A is shown where the base number of responses is less than 10 during the period. % is calculated as Quantity/Base number*100

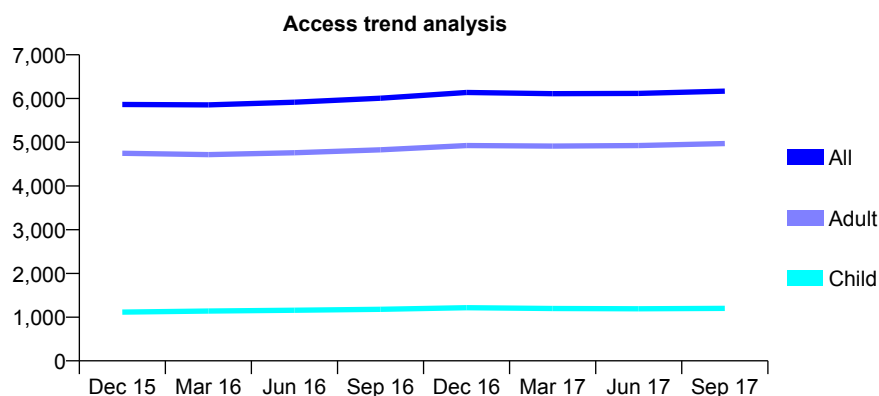
7A6 - Vital Signs At a Glance Contract Report for 199273/0001 - September 2017

Name or company name	Risca Dental Practice Limited
Contract type name	GDS Contract
Purpose of contract	General
Contract start date	01/09/2012
Contract end date	

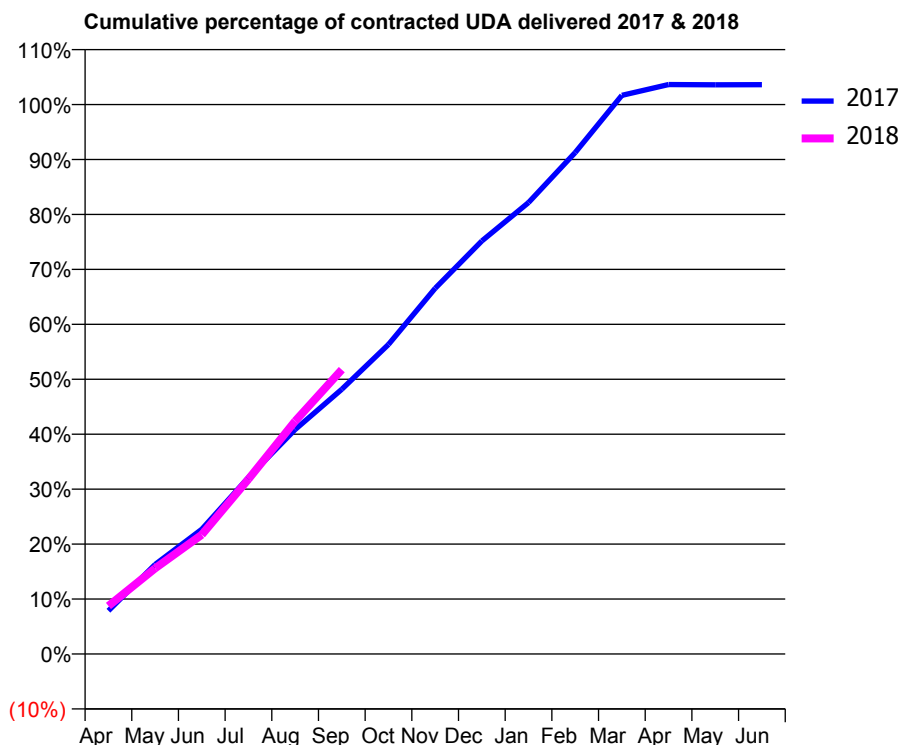
17/18 Contracted general activity (UDA)	18,412
Carry forward general activity (UDA)	-665
17/18 Contracted orthodontic activity (UOA)	0
Carry forward orthodontic activity (UOA)	0
Baseline contract value	£469,613.70

ACCESS*

Patients seen in 24 months	Total	Change since previous quarter
Quarter ending September 2016	6,007	
Quarter ending December 2016	6,138	↑
Quarter ending March 2017	6,110	→
Quarter ending June 2017	6,117	→
Quarter ending September 2017	6,169	→
Variance since September 2016	2.7%	↑



ACTIVITY



Month	Adjusted Scheduled Activity (UDA)	
	2017	2018
April	1,449	1,613
May	3,002	2,870
June	4,178	3,997
July	5,918	5,860
August	7,522	7,806
September	8,870	9,528
October	10,374	
November	12,251	
December	13,841	
January	15,125	
February	16,800	
March	18,720	
April	19,079	
May	19,073	
June	19,077	

QUALITY

	Quantity	Base Number	Contract	LHB	Wales
% of FP17s for the same patient ID Re-attending within 3 months - Children	58	935	6.2%	8.5%	10.9%
% of FP17s for the same patient ID Re-attending within 3 months - Adults	562	3,440	16.3%	15.0%	16.2%
% of FP17s for the same patient ID Re-attending between 3 & 9 months - Children	577	935	61.7%	58.0%	58.9%
% of FP17s for the same patient ID Re-attending between 3 & 9 months - Adults	1,686	3,440	49.0%	54.7%	55.2%
% of FP17s for Band 1 Urgent Courses	495	4,211	11.8%	9.3%	9.1%
% of FP17s Relating to Free Repair or Replacements	18	4,211	0.4%	0.8%	0.8%
% of FP17s Relating to Continuations	23	4,211	0.5%	0.7%	0.8%
% of Patients satisfied with the dentistry they have received	20	21	95.2%	91.3%	92.0%
% of Patients satisfied with the time they had to wait for an appointment	19	21	90.5%	86.7%	87.6%

* This is based on patients treated on this contract for their most recent course of treatment. Figures in italics indicate the base number of FP17s or Patient Questionnaire responses are less than 100. N/A is shown where the base number of responses is less than 10 during the period. % is calculated as Quantity/Base number*100

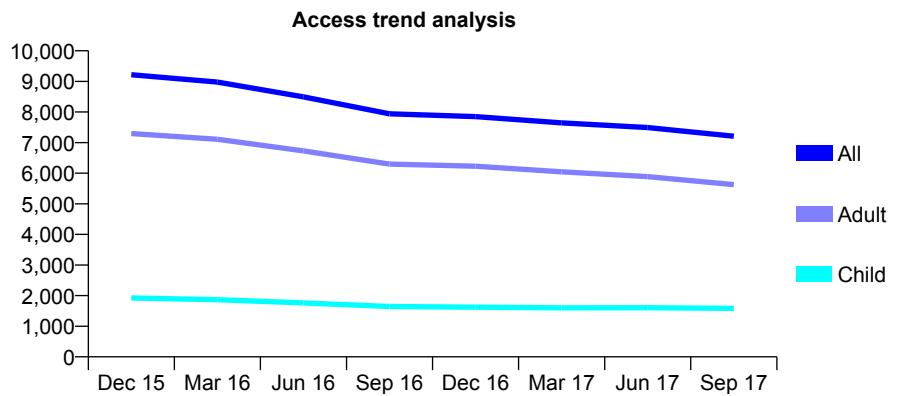
7A6 - Vital Signs At a Glance Contract Report for 199915/0004 - September 2017

Name or company name	IDH 441 to 444 Ltd
Contract type name	GDS Contract
Purpose of contract	General
Contract start date	01/04/2010
Contract end date	

17/18 Contracted general activity (UDA)	24,500
Carry forward general activity (UDA)	0
17/18 Contracted orthodontic activity (UOA)	0
Carry forward orthodontic activity (UOA)	0
Baseline contract value	£593,938.43

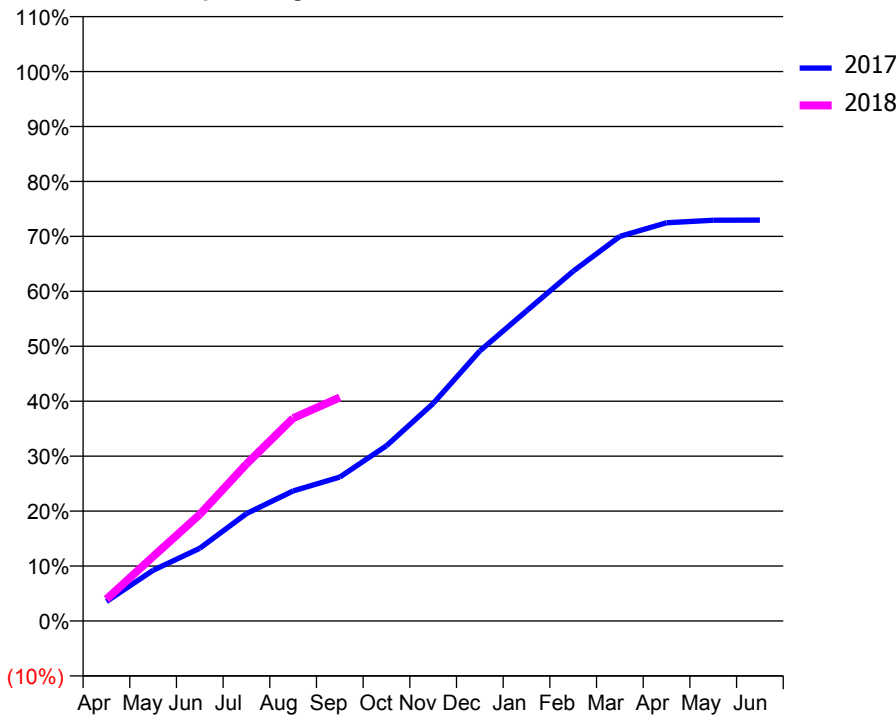
ACCESS*

Patients seen in 24 months	Total	Change since previous quarter
Quarter ending September 2016	7,942	
Quarter ending December 2016	7,851	↓
Quarter ending March 2017	7,646	↓
Quarter ending June 2017	7,491	↓
Quarter ending September 2017	7,211	↓
Variance since September 2016	(9.2%)	↓



ACTIVITY

Cumulative percentage of contracted UDA delivered 2017 & 2018



Month	Adjusted Scheduled Activity (UDA)	
	2017	2018
April	956	970
May	2,489	2,874
June	3,566	4,753
July	5,264	7,001
August	6,377	9,045
September	7,058	9,968
October	8,591	
November	10,665	
December	13,241	
January	15,202	
February	17,151	
March	18,855	
April	19,524	
May	19,645	
June	19,651	

QUALITY

	Quantity	Base Number	Contract	LHB	Wales
% of FP17s for the same patient ID Re-attending within 3 months - Children	34	910	3.7%	8.5%	10.9%
% of FP17s for the same patient ID Re-attending within 3 months - Adults	191	3,063	6.2%	15.0%	16.2%
% of FP17s for the same patient ID Re-attending between 3 & 9 months - Children	439	910	48.2%	58.0%	58.9%
% of FP17s for the same patient ID Re-attending between 3 & 9 months - Adults	1,516	3,063	49.5%	54.7%	55.2%
% of FP17s for Band 1 Urgent Courses	70	3,683	1.9%	9.3%	9.1%
% of FP17s Relating to Free Repair or Replacements	36	3,683	1.0%	0.8%	0.8%
% of FP17s Relating to Continuations	19	3,683	0.5%	0.7%	0.8%
% of Patients satisfied with the dentistry they have received	47	53	88.7%	91.3%	92.0%
% of Patients satisfied with the time they had to wait for an appointment	32	53	60.4%	86.7%	87.6%

* This is based on patients treated on this contract for their most recent course of treatment. Figures in italics indicate the base number of FP17s or Patient Questionnaire responses are less than 100. N/A is shown where the base number of responses is less than 10 during the period. % is calculated as Quantity/Base number*100

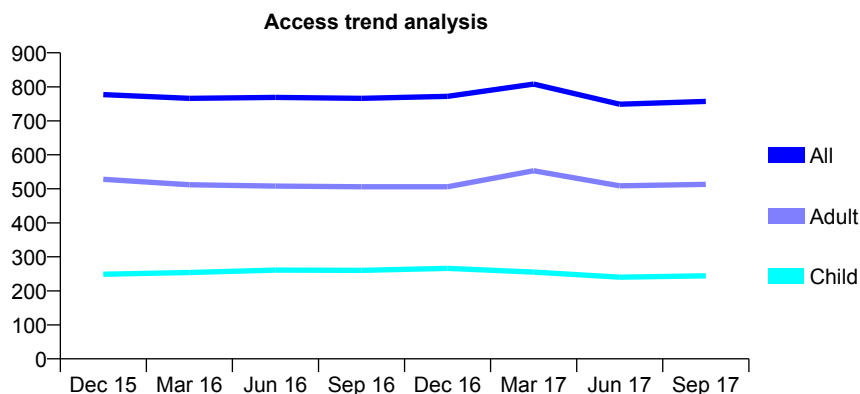
7A6 - Vital Signs At a Glance Contract Report for 215473/0001 - September 2017

Name or company name	MR JW REES
Contract type name	GDS Contract
Purpose of contract	General
Contract start date	01/04/2006
Contract end date	03/11/2017

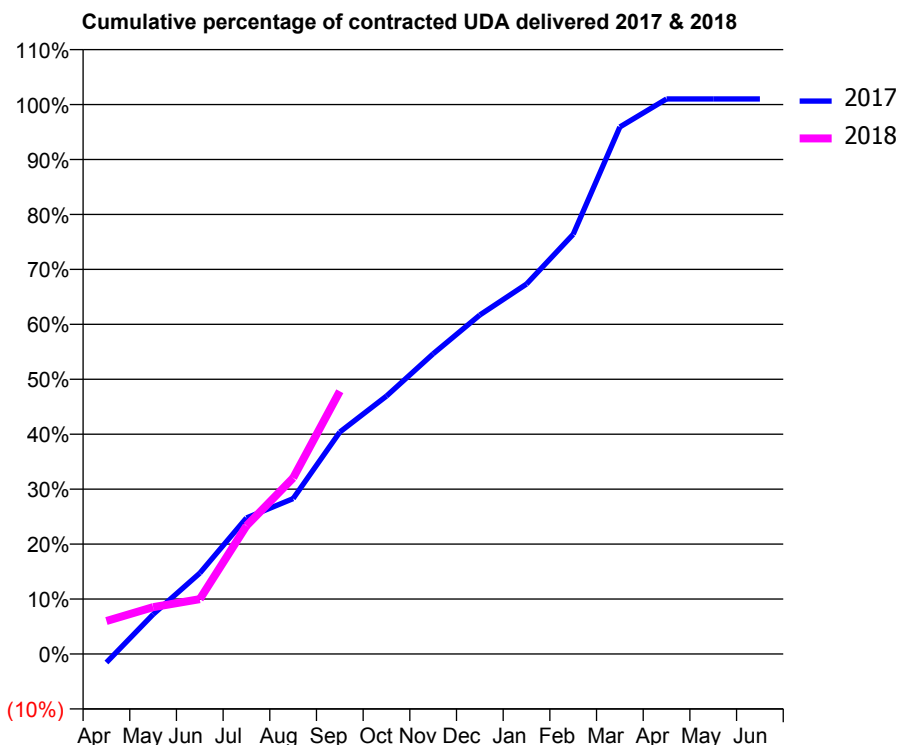
17/18 Contracted general activity (UDA)	1,047
Carry forward general activity (UDA)	-18
17/18 Contracted orthodontic activity (UOA)	0
Carry forward orthodontic activity (UOA)	0
Baseline contract value	£26,076.20

ACCESS*

Patients seen in 24 months	Total	Change since previous quarter
Quarter ending September 2016	766	
Quarter ending December 2016	772	→
Quarter ending March 2017	808	↑
Quarter ending June 2017	749	↓
Quarter ending September 2017	757	→
Variance since September 2016	(1.2%)	↓



ACTIVITY



Month	Adjusted Scheduled Activity (UDA)	
	2017	2018
April	-28	63
May	128	89
June	260	105
July	438	244
August	500	336
September	714	501
October	831	
November	967	
December	1,092	
January	1,191	
February	1,351	
March	1,697	
April	1,787	
May	1,787	
June	1,787	

QUALITY

	Quantity	Base Number	Contract	LHB	Wales
% of FP17s for the same patient ID Re-attending within 3 months - Children	5	147	3.4%	8.5%	10.9%
% of FP17s for the same patient ID Re-attending within 3 months - Adults	9	182	4.9%	15.0%	16.2%
% of FP17s for the same patient ID Re-attending between 3 & 9 months - Children	79	147	53.7%	58.0%	58.9%
% of FP17s for the same patient ID Re-attending between 3 & 9 months - Adults	81	182	44.5%	54.7%	55.2%
% of FP17s for Band 1 Urgent Courses	8	293	2.7%	9.3%	9.1%
% of FP17s Relating to Free Repair or Replacements	0	293	0.0%	0.8%	0.8%
% of FP17s Relating to Continuations	0	293	0.0%	0.7%	0.8%
% of Patients satisfied with the dentistry they have received	0	0	N/A	91.3%	92.0%
% of Patients satisfied with the time they had to wait for an appointment	0	0	N/A	86.7%	87.6%

* This is based on patients treated on this contract for their most recent course of treatment. Figures in italics indicate the base number of FP17s or Patient Questionnaire responses are less than 100. N/A is shown where the base number of responses is less than 10 during the period. % is calculated as Quantity/Base number*100

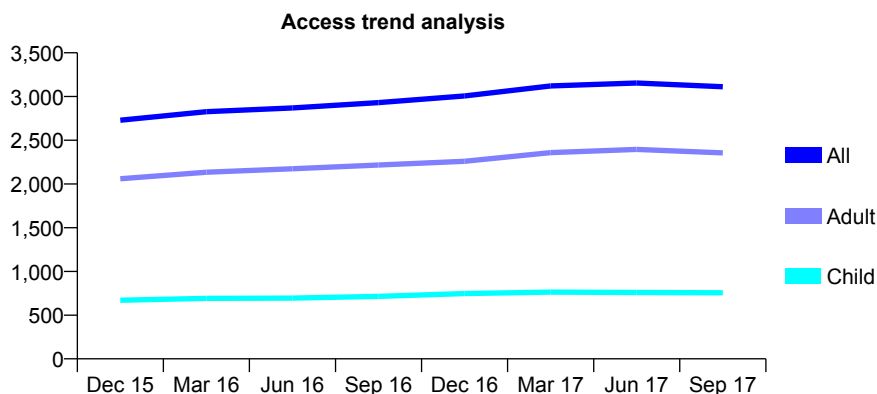
7A6 - Vital Signs At a Glance Contract Report for 220566/0001 - September 2017

Name or company name	MR EH CRONIN
Contract type name	GDS Contract
Purpose of contract	General
Contract start date	01/10/2007
Contract end date	

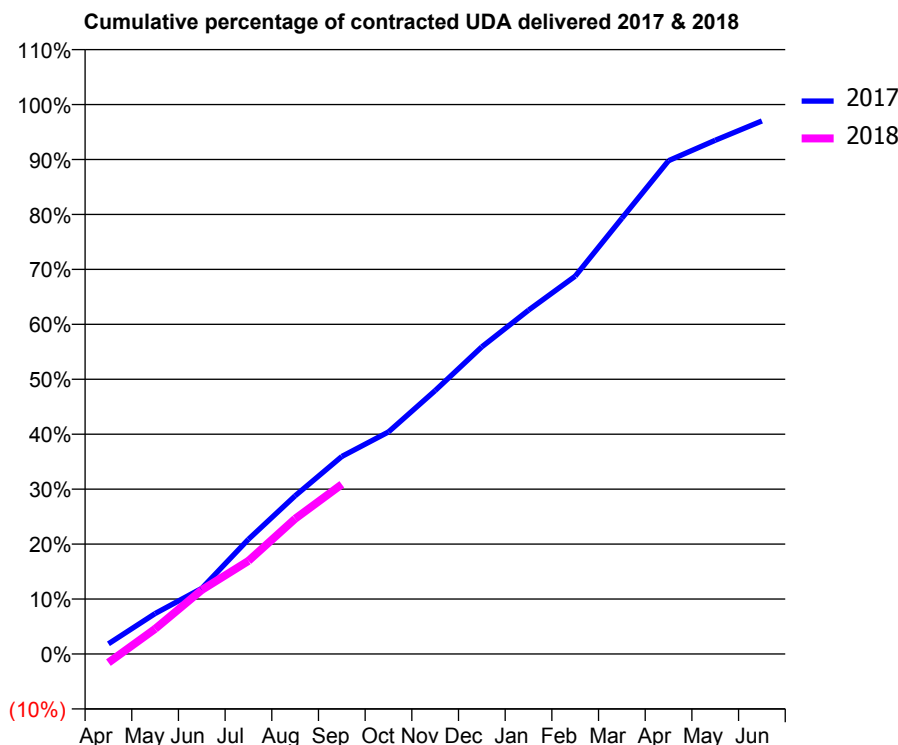
17/18 Contracted general activity (UDA)	9,166
Carry forward general activity (UDA)	146
17/18 Contracted orthodontic activity (UOA)	0
Carry forward orthodontic activity (UOA)	0
Baseline contract value	£230,645.23

ACCESS*

Patients seen in 24 months	Total	Change since previous quarter
Quarter ending September 2016	2,931	
Quarter ending December 2016	3,006	↑
Quarter ending March 2017	3,121	↑
Quarter ending June 2017	3,154	→
Quarter ending September 2017	3,112	↓
Variance since September 2016	6.2%	↑



ACTIVITY



Month	Adjusted Scheduled Activity (UDA)	
	2017	2018
April	170	-146
May	676	420
June	1,095	1,068
July	1,914	1,554
August	2,639	2,257
September	3,294	2,830
October	3,705	
November	4,394	
December	5,124	
January	5,735	
February	6,303	
March	7,268	
April	8,229	
May	8,568	
June	8,891	

QUALITY

	Quantity	Base Number	Contract	LHB	Wales
% of FP17s for the same patient ID Re-attending within 3 months - Children	41	482	8.5%	8.5%	10.9%
% of FP17s for the same patient ID Re-attending within 3 months - Adults	316	1,563	20.2%	15.0%	16.2%
% of FP17s for the same patient ID Re-attending between 3 & 9 months - Children	230	482	47.7%	58.0%	58.9%
% of FP17s for the same patient ID Re-attending between 3 & 9 months - Adults	610	1,563	39.0%	54.7%	55.2%
% of FP17s for Band 1 Urgent Courses	202	1,604	12.6%	9.3%	9.1%
% of FP17s Relating to Free Repair or Replacements	14	1,604	0.9%	0.8%	0.8%
% of FP17s Relating to Continuations	42	1,604	2.6%	0.7%	0.8%
% of Patients satisfied with the dentistry they have received	16	17	94.1%	91.3%	92.0%
% of Patients satisfied with the time they had to wait for an appointment	17	17	100.0%	86.7%	87.6%

* This is based on patients treated on this contract for their most recent course of treatment. Figures in italics indicate the base number of FP17s or Patient Questionnaire responses are less than 100. N/A is shown where the base number of responses is less than 10 during the period. % is calculated as Quantity/Base number*100

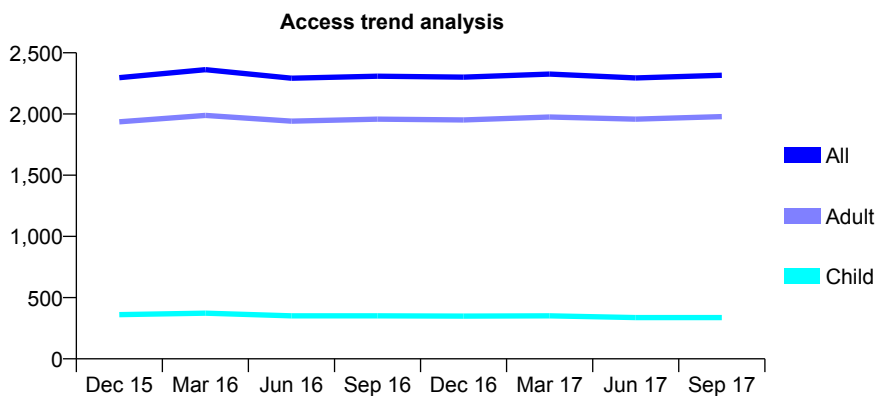
7A6 - Vital Signs At a Glance Contract Report for 234567/0001 - September 2017

Name or company name	MR PA HAWKINS
Contract type name	GDS Contract
Purpose of contract	General
Contract start date	01/04/2006
Contract end date	

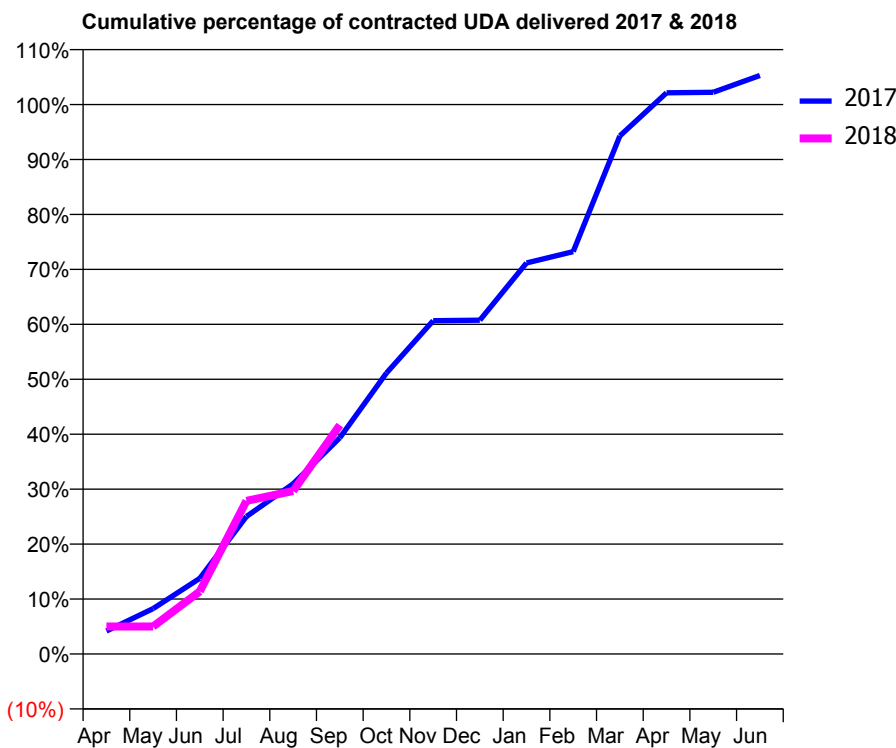
17/18 Contracted general activity (UDA)	5,678
Carry forward general activity (UDA)	-284
17/18 Contracted orthodontic activity (UOA)	0
Carry forward orthodontic activity (UOA)	0
Baseline contract value	£141,863.06

ACCESS*

Patients seen in 24 months	Total	Change since previous quarter
Quarter ending September 2016	2,309	
Quarter ending December 2016	2,301	→
Quarter ending March 2017	2,326	→
Quarter ending June 2017	2,295	↓
Quarter ending September 2017	2,316	→
Variance since September 2016	0.3%	→



ACTIVITY



Month	Adjusted Scheduled Activity (UDA)	
	2017	2018
April	237	284
May	470	284
June	782	648
July	1,422	1,582
August	1,759	1,684
September	2,234	2,366
October	2,904	
November	3,444	
December	3,449	
January	4,041	
February	4,157	
March	5,354	
April	5,799	
May	5,804	
June	5,978	

QUALITY

	Quantity	Base Number	Contract	LHB	Wales
% of FP17s for the same patient ID Re-attending within 3 months - Children	13	235	5.5%	8.5%	10.9%
% of FP17s for the same patient ID Re-attending within 3 months - Adults	179	1,231	14.5%	15.0%	16.2%
% of FP17s for the same patient ID Re-attending between 3 & 9 months - Children	129	235	54.9%	58.0%	58.9%
% of FP17s for the same patient ID Re-attending between 3 & 9 months - Adults	516	1,231	41.9%	54.7%	55.2%
% of FP17s for Band 1 Urgent Courses	140	1,144	12.2%	9.3%	9.1%
% of FP17s Relating to Free Repair or Replacements	12	1,144	1.0%	0.8%	0.8%
% of FP17s Relating to Continuations	6	1,144	0.5%	0.7%	0.8%
% of Patients satisfied with the dentistry they have received	7	8	N/A	91.3%	92.0%
% of Patients satisfied with the time they had to wait for an appointment	6	8	N/A	86.7%	87.6%

* This is based on patients treated on this contract for their most recent course of treatment. Figures in italics indicate the base number of FP17s or Patient Questionnaire responses are less than 100. N/A is shown where the base number of responses is less than 10 during the period. % is calculated as Quantity/Base number*100

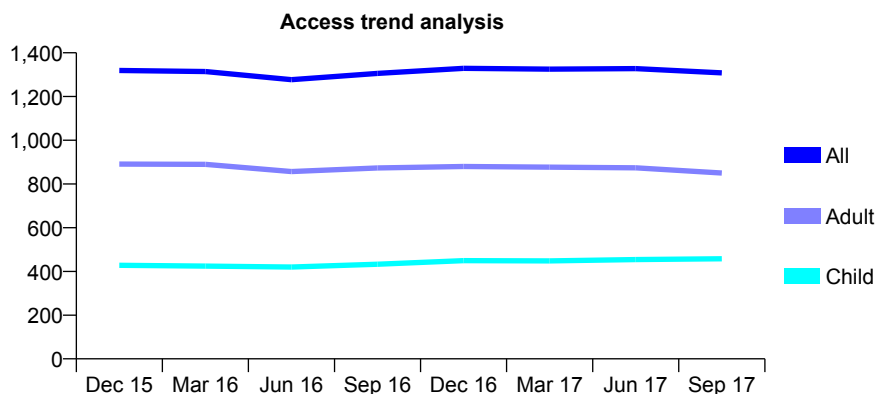
7A6 - Vital Signs At a Glance Contract Report for 245941/0001 - September 2017

Name or company name	MR KR HASTINGS
Contract type name	GDS Contract
Purpose of contract	General
Contract start date	01/04/2006
Contract end date	

17/18 Contracted general activity (UDA)	3,433
Carry forward general activity (UDA)	-120
17/18 Contracted orthodontic activity (UOA)	0
Carry forward orthodontic activity (UOA)	0
Baseline contract value	£95,045.03

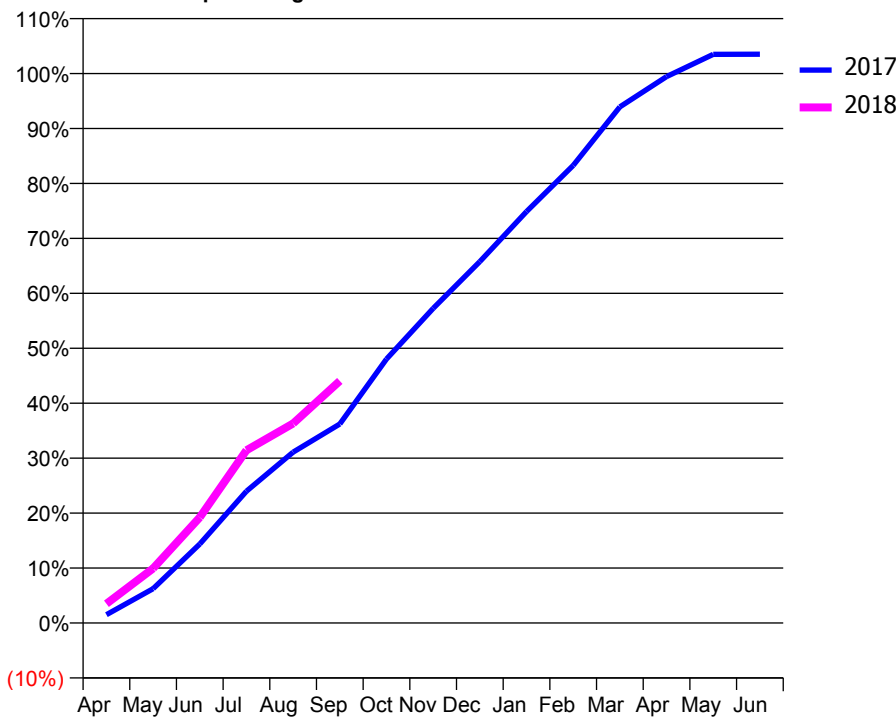
ACCESS*

Patients seen in 24 months	Total	Change since previous quarter
Quarter ending September 2016	1,306	
Quarter ending December 2016	1,329	→
Quarter ending March 2017	1,325	→
Quarter ending June 2017	1,328	→
Quarter ending September 2017	1,308	↓
Variance since September 2016	0.2%	→



ACTIVITY

Cumulative percentage of contracted UDA delivered 2017 & 2018



Month	Adjusted Scheduled Activity (UDA)	
	2017	2018
April	52	120
May	215	341
June	494	660
July	824	1,079
August	1,068	1,247
September	1,243	1,513
October	1,649	
November	1,966	
December	2,258	
January	2,571	
February	2,859	
March	3,224	
April	3,413	
May	3,552	
June	3,553	

QUALITY

	Quantity	Base Number	Contract	LHB	Wales
% of FP17s for the same patient ID Re-attending within 3 months - Children	19	243	7.8%	8.5%	10.9%
% of FP17s for the same patient ID Re-attending within 3 months - Adults	92	423	21.7%	15.0%	16.2%
% of FP17s for the same patient ID Re-attending between 3 & 9 months - Children	80	243	32.9%	58.0%	58.9%
% of FP17s for the same patient ID Re-attending between 3 & 9 months - Adults	105	423	24.8%	54.7%	55.2%
% of FP17s for Band 1 Urgent Courses	83	558	14.9%	9.3%	9.1%
% of FP17s Relating to Free Repair or Replacements	1	558	0.2%	0.8%	0.8%
% of FP17s Relating to Continuations	0	558	0.0%	0.7%	0.8%
% of Patients satisfied with the dentistry they have received	0	0	N/A	91.3%	92.0%
% of Patients satisfied with the time they had to wait for an appointment	0	0	N/A	86.7%	87.6%

* This is based on patients treated on this contract for their most recent course of treatment. Figures in italics indicate the base number of FP17s or Patient Questionnaire responses are less than 100. N/A is shown where the base number of responses is less than 10 during the period. % is calculated as Quantity/Base number*100

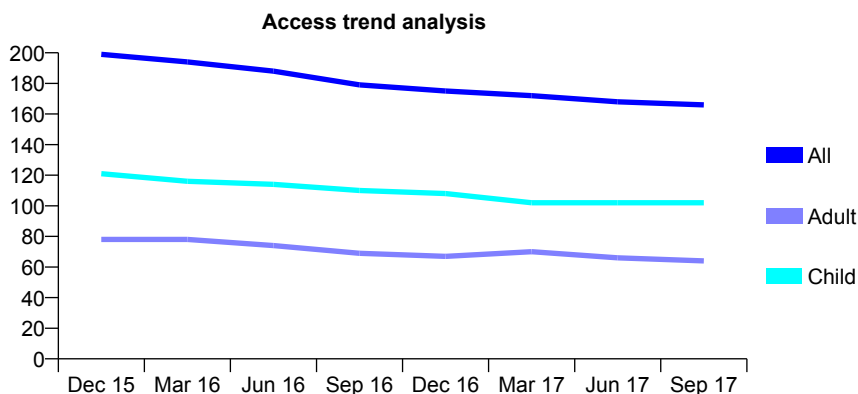
7A6 - Vital Signs At a Glance Contract Report for 254088/0001 - September 2017

Name or company name	MR SG LODGE
Contract type name	GDS Contract
Purpose of contract	General
Contract start date	01/04/2006
Contract end date	

17/18 Contracted general activity (UDA)	216
Carry forward general activity (UDA)	0
17/18 Contracted orthodontic activity (UOA)	0
Carry forward orthodontic activity (UOA)	0
Baseline contract value	£4,979.78

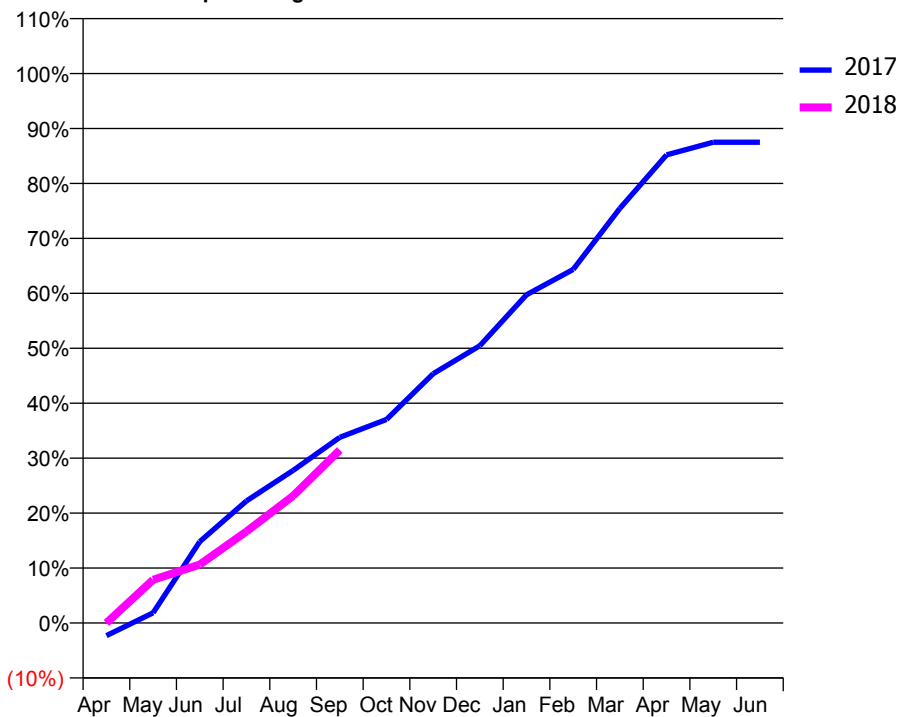
ACCESS*

Patients seen in 24 months	Total	Change since previous quarter
Quarter ending September 2016	179	
Quarter ending December 2016	175	↓
Quarter ending March 2017	172	↓
Quarter ending June 2017	168	↓
Quarter ending September 2017	166	↓
Variance since September 2016	(7.3%)	↓



ACTIVITY

Cumulative percentage of contracted UDA delivered 2017 & 2018



Adjusted Scheduled Activity (UDA)

Month	2017	2018
April	-5	0
May	4	17
June	32	23
July	48	36
August	60	50
September	73	68
October	80	
November	98	
December	109	
January	129	
February	139	
March	163	
April	184	
May	189	
June	189	

QUALITY

	Quantity	Base Number	Contract	LHB	Wales
% of FP17s for the same patient ID Re-attending within 3 months - Children	2	61	3.3%	8.5%	10.9%
% of FP17s for the same patient ID Re-attending within 3 months - Adults	0	27	0.0%	15.0%	16.2%
% of FP17s for the same patient ID Re-attending between 3 & 9 months - Children	16	61	26.2%	58.0%	58.9%
% of FP17s for the same patient ID Re-attending between 3 & 9 months - Adults	14	27	51.9%	54.7%	55.2%
% of FP17s for Band 1 Urgent Courses	0	62	0.0%	9.3%	9.1%
% of FP17s Relating to Free Repair or Replacements	0	62	0.0%	0.8%	0.8%
% of FP17s Relating to Continuations	0	62	0.0%	0.7%	0.8%
% of Patients satisfied with the dentistry they have received	0	0	N/A	91.3%	92.0%
% of Patients satisfied with the time they had to wait for an appointment	0	0	N/A	86.7%	87.6%

* This is based on patients treated on this contract for their most recent course of treatment. Figures in italics indicate the base number of FP17s or Patient Questionnaire responses are less than 100. N/A is shown where the base number of responses is less than 10 during the period. % is calculated as Quantity/Base number*100

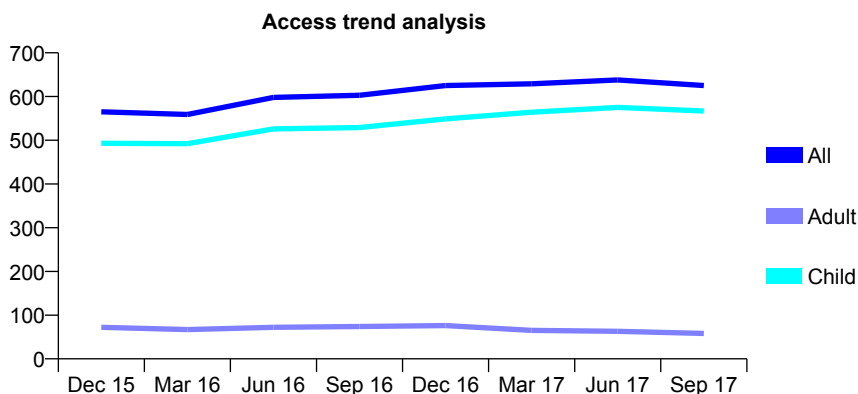
7A6 - Vital Signs At a Glance Contract Report for 264555/0001 - September 2017

Name or company name	MR BA BRUNSWICK
Contract type name	GDS Contract
Purpose of contract	General
Contract start date	01/09/2008
Contract end date	

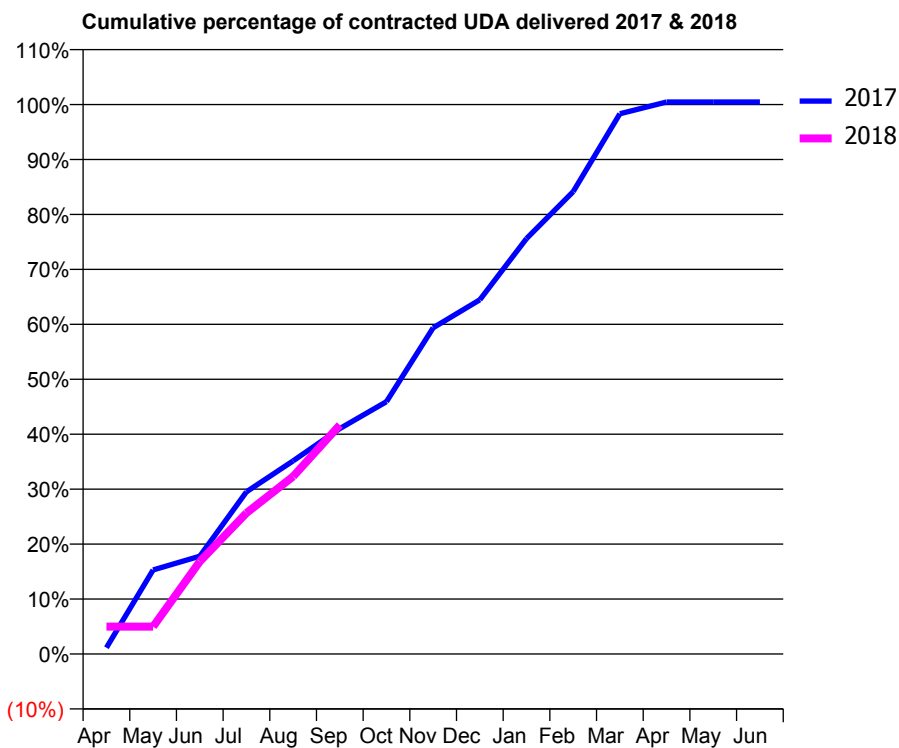
17/18 Contracted general activity (UDA)	1,041
Carry forward general activity (UDA)	-5
17/18 Contracted orthodontic activity (UOA)	0
Carry forward orthodontic activity (UOA)	0
Baseline contract value	£26,816.41

ACCESS*

Patients seen in 24 months	Total	Change since previous quarter
Quarter ending September 2016	603	
Quarter ending December 2016	625	↑
Quarter ending March 2017	629	→
Quarter ending June 2017	638	→
Quarter ending September 2017	625	↓
Variance since September 2016	3.6%	↑



ACTIVITY



Month	Adjusted Scheduled Activity (UDA)	
	2017	2018
April	12	52
May	159	52
June	185	175
July	307	267
August	366	336
September	427	434
October	478	
November	618	
December	671	
January	787	
February	876	
March	1,024	
April	1,046	
May	1,046	
June	1,046	

QUALITY

	Quantity	Base Number	Contract	LHB	Wales
% of FP17s for the same patient ID Re-attending within 3 months - Children	7	360	1.9%	8.5%	10.9%
% of FP17s for the same patient ID Re-attending within 3 months - Adults	0	16	0.0%	15.0%	16.2%
% of FP17s for the same patient ID Re-attending between 3 & 9 months - Children	243	360	67.5%	58.0%	58.9%
% of FP17s for the same patient ID Re-attending between 3 & 9 months - Adults	10	16	62.5%	54.7%	55.2%
% of FP17s for Band 1 Urgent Courses	4	360	1.1%	9.3%	9.1%
% of FP17s Relating to Free Repair or Replacements	0	360	0.0%	0.8%	0.8%
% of FP17s Relating to Continuations	1	360	0.3%	0.7%	0.8%
% of Patients satisfied with the dentistry they have received	0	0	N/A	91.3%	92.0%
% of Patients satisfied with the time they had to wait for an appointment	0	0	N/A	86.7%	87.6%

* This is based on patients treated on this contract for their most recent course of treatment. Figures in italics indicate the base number of FP17s or Patient Questionnaire responses are less than 100. N/A is shown where the base number of responses is less than 10 during the period. % is calculated as Quantity/Base number*100

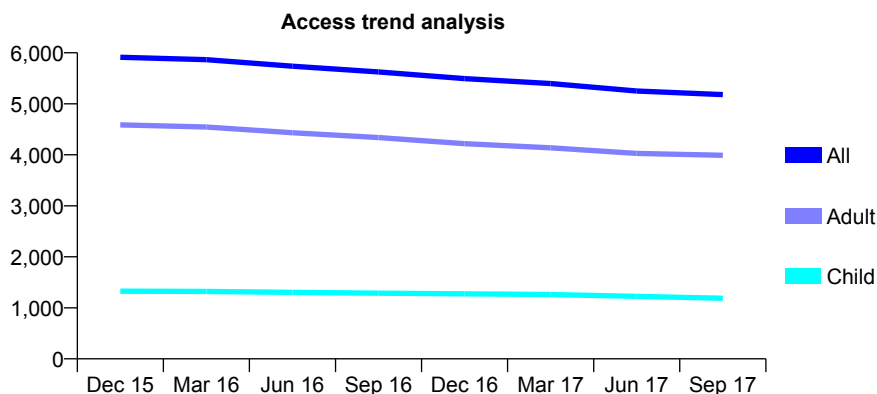
7A6 - Vital Signs At a Glance Contract Report for 269727/0002 - September 2017

Name or company name	Newport Dental Care Partnership
Contract type name	GDS Contract
Purpose of contract	General
Contract start date	01/08/2011
Contract end date	

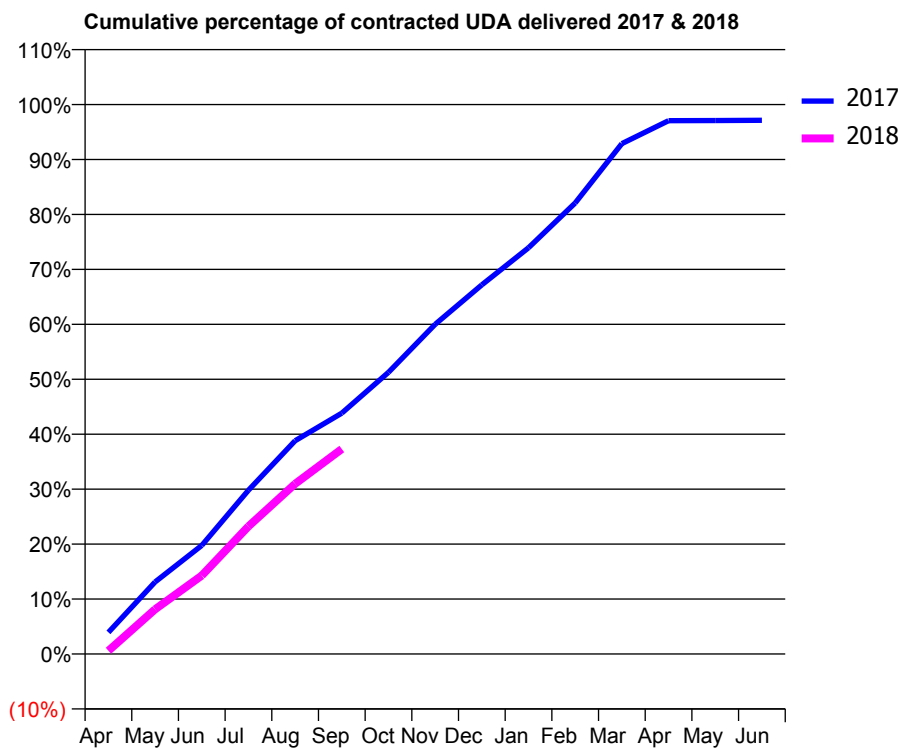
17/18 Contracted general activity (UDA)	15,746
Carry forward general activity (UDA)	453
17/18 Contracted orthodontic activity (UOA)	0
Carry forward orthodontic activity (UOA)	0
Baseline contract value	£391,548.93

ACCESS*

Patients seen in 24 months	Total	Change since previous quarter
Quarter ending September 2016	5,626	
Quarter ending December 2016	5,494	↓
Quarter ending March 2017	5,398	↓
Quarter ending June 2017	5,251	↓
Quarter ending September 2017	5,180	↓
Variance since September 2016	(7.9%)	↓



ACTIVITY



Month	Adjusted Scheduled Activity (UDA)	
	2017	2018
April	620	95
May	2,065	1,282
June	3,112	2,249
July	4,695	3,658
August	6,111	4,879
September	6,901	5,875
October	8,071	
November	9,447	
December	10,577	
January	11,641	
February	12,925	
March	14,626	
April	15,284	
May	15,288	
June	15,293	

QUALITY

	Quantity	Base Number	Contract	LHB	Wales
% of FP17s for the same patient ID Re-attending within 3 months - Children	40	769	5.2%	8.5%	10.9%
% of FP17s for the same patient ID Re-attending within 3 months - Adults	283	2,466	11.5%	15.0%	16.2%
% of FP17s for the same patient ID Re-attending between 3 & 9 months - Children	399	769	51.9%	58.0%	58.9%
% of FP17s for the same patient ID Re-attending between 3 & 9 months - Adults	1,150	2,466	46.6%	54.7%	55.2%
% of FP17s for Band 1 Urgent Courses	229	2,955	7.7%	9.3%	9.1%
% of FP17s Relating to Free Repair or Replacements	25	2,955	0.8%	0.8%	0.8%
% of FP17s Relating to Continuations	54	2,955	1.8%	0.7%	0.8%
% of Patients satisfied with the dentistry they have received	15	15	100.0%	91.3%	92.0%
% of Patients satisfied with the time they had to wait for an appointment	10	15	66.7%	86.7%	87.6%

* This is based on patients treated on this contract for their most recent course of treatment. Figures in italics indicate the base number of FP17s or Patient Questionnaire responses are less than 100. N/A is shown where the base number of responses is less than 10 during the period. % is calculated as Quantity/Base number*100

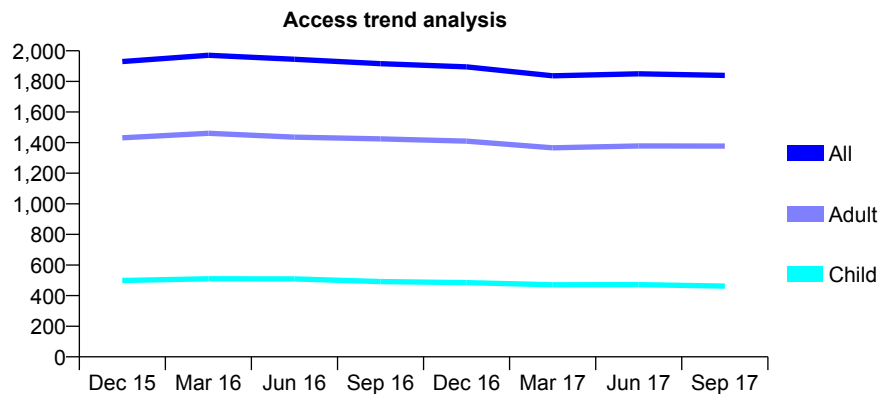
7A6 - Vital Signs At a Glance Contract Report for 297437/0001 - September 2017

Name or company name	MR TD WYSOME
Contract type name	GDS Contract
Purpose of contract	General
Contract start date	01/04/2012
Contract end date	

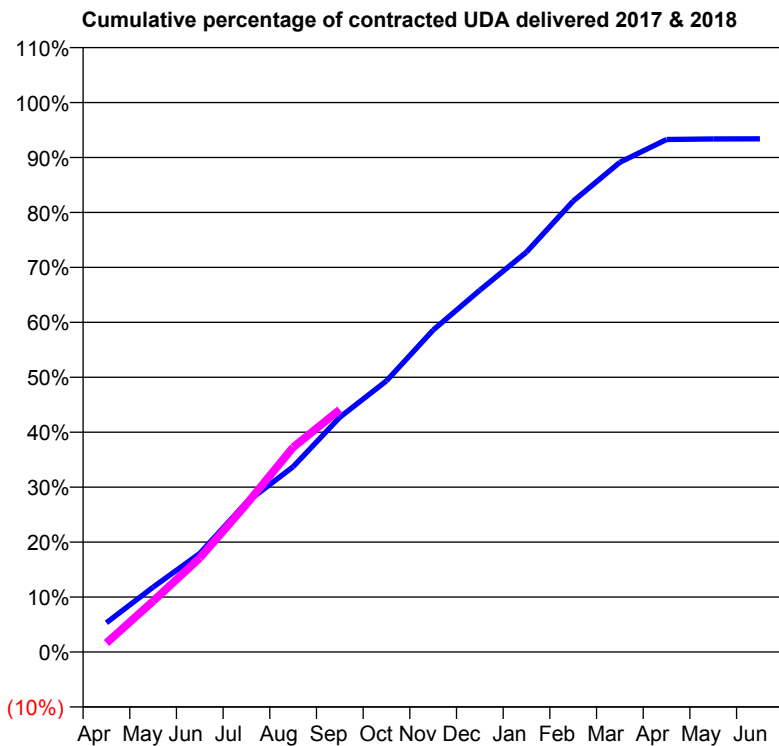
17/18 Contracted general activity (UDA)	6,800
Carry forward general activity (UDA)	0
17/18 Contracted orthodontic activity (UOA)	0
Carry forward orthodontic activity (UOA)	0
Baseline contract value	£244,824.79

ACCESS*

Patients seen in 24 months	Total	Change since previous quarter
Quarter ending September 2016	1,916	
Quarter ending December 2016	1,895	↓
Quarter ending March 2017	1,837	↓
Quarter ending June 2017	1,850	→
Quarter ending September 2017	1,839	→
Variance since September 2016	(4.0%)	↓



ACTIVITY



Month	Adjusted Scheduled Activity (UDA)	
	2017	2018
April	376	111
May	836	629
June	1,270	1,164
July	1,929	1,828
August	2,387	2,534
September	3,025	3,000
October	3,494	
November	4,149	
December	4,663	
January	5,154	
February	5,811	
March	6,310	
April	6,605	
May	6,612	
June	6,614	

QUALITY

	Quantity	Base Number	Contract	LHB	Wales
% of FP17s for the same patient ID Re-attending within 3 months - Children	11	307	3.6%	8.5%	10.9%
% of FP17s for the same patient ID Re-attending within 3 months - Adults	143	890	16.1%	15.0%	16.2%
% of FP17s for the same patient ID Re-attending between 3 & 9 months - Children	133	307	43.3%	58.0%	58.9%
% of FP17s for the same patient ID Re-attending between 3 & 9 months - Adults	416	890	46.7%	54.7%	55.2%
% of FP17s for Band 1 Urgent Courses	69	1,099	6.3%	9.3%	9.1%
% of FP17s Relating to Free Repair or Replacements	6	1,099	0.5%	0.8%	0.8%
% of FP17s Relating to Continuations	5	1,099	0.5%	0.7%	0.8%
% of Patients satisfied with the dentistry they have received	12	13	92.3%	91.3%	92.0%
% of Patients satisfied with the time they had to wait for an appointment	12	13	92.3%	86.7%	87.6%

* This is based on patients treated on this contract for their most recent course of treatment. Figures in italics indicate the base number of FP17s or Patient Questionnaire responses are less than 100. N/A is shown where the base number of responses is less than 10 during the period. % is calculated as Quantity/Base number*100

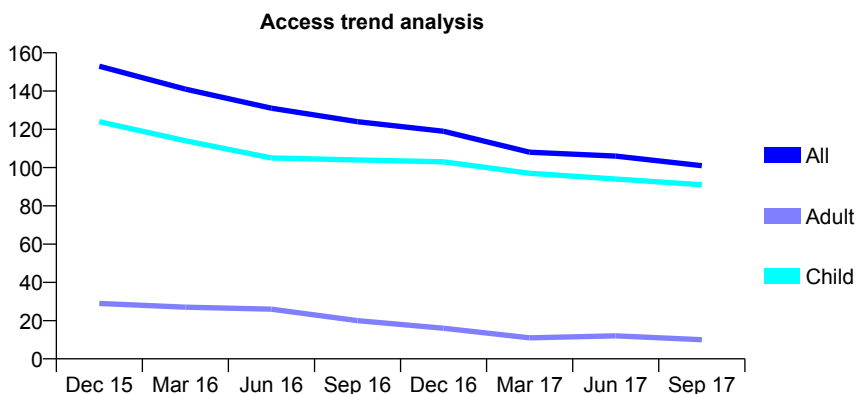
7A6 - Vital Signs At a Glance Contract Report for 302627/0002 - September 2017

Name or company name	MR RD ISAAC
Contract type name	GDS Contract
Purpose of contract	General
Contract start date	08/09/2013
Contract end date	

17/18 Contracted general activity (UDA)	200
Carry forward general activity (UDA)	0
17/18 Contracted orthodontic activity (UOA)	0
Carry forward orthodontic activity (UOA)	0
Baseline contract value	£4,347.21

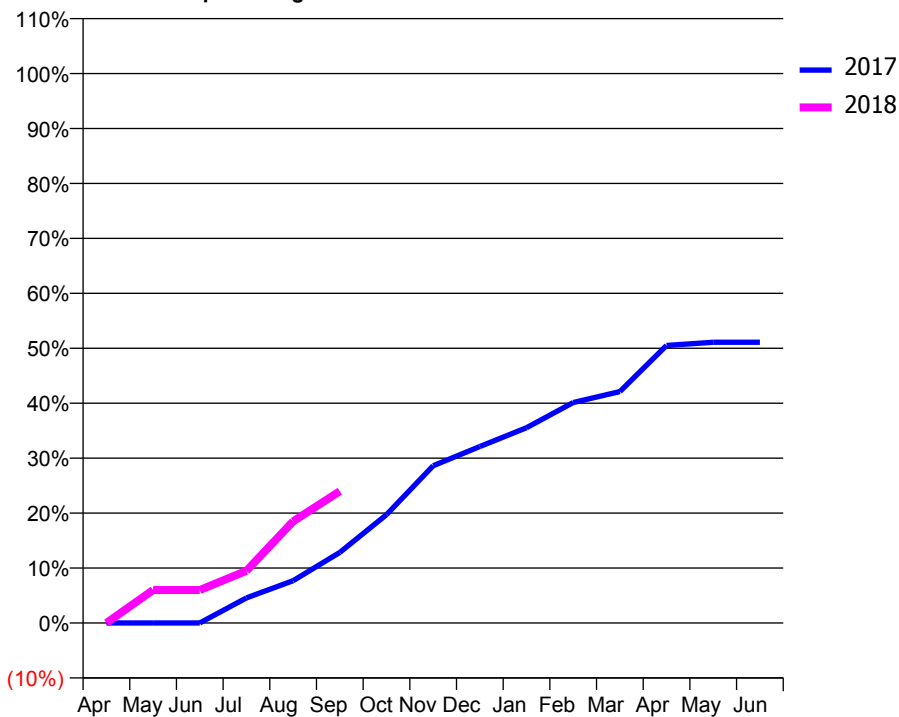
ACCESS*

Patients seen in 24 months	Total	Change since previous quarter
Quarter ending September 2016	124	
Quarter ending December 2016	119	↓
Quarter ending March 2017	108	↓
Quarter ending June 2017	106	↓
Quarter ending September 2017	101	↓
Variance since September 2016	(18.5%)	↓



ACTIVITY

Cumulative percentage of contracted UDA delivered 2017 & 2018



Adjusted Scheduled Activity (UDA)

Month	2017	2018
April	0	0
May	0	12
June	0	12
July	16	19
August	27	37
September	45	48
October	69	
November	100	
December	112	
January	124	
February	140	
March	147	
April	177	
May	179	
June	179	

QUALITY

	Quantity	Base Number	Contract	LHB	Wales
% of FP17s for the same patient ID Re-attending within 3 months - Children	3	72	4.2%	8.5%	10.9%
% of FP17s for the same patient ID Re-attending within 3 months - Adults	0	2	0.0%	15.0%	16.2%
% of FP17s for the same patient ID Re-attending between 3 & 9 months - Children	45	72	62.5%	58.0%	58.9%
% of FP17s for the same patient ID Re-attending between 3 & 9 months - Adults	2	2	100.0%	54.7%	55.2%
% of FP17s for Band 1 Urgent Courses	0	47	0.0%	9.3%	9.1%
% of FP17s Relating to Free Repair or Replacements	0	47	0.0%	0.8%	0.8%
% of FP17s Relating to Continuations	0	47	0.0%	0.7%	0.8%
% of Patients satisfied with the dentistry they have received	0	0	N/A	91.3%	92.0%
% of Patients satisfied with the time they had to wait for an appointment	0	0	N/A	86.7%	87.6%

* This is based on patients treated on this contract for their most recent course of treatment. Figures in italics indicate the base number of FP17s or Patient Questionnaire responses are less than 100. N/A is shown where the base number of responses is less than 10 during the period. % is calculated as Quantity/Base number*100

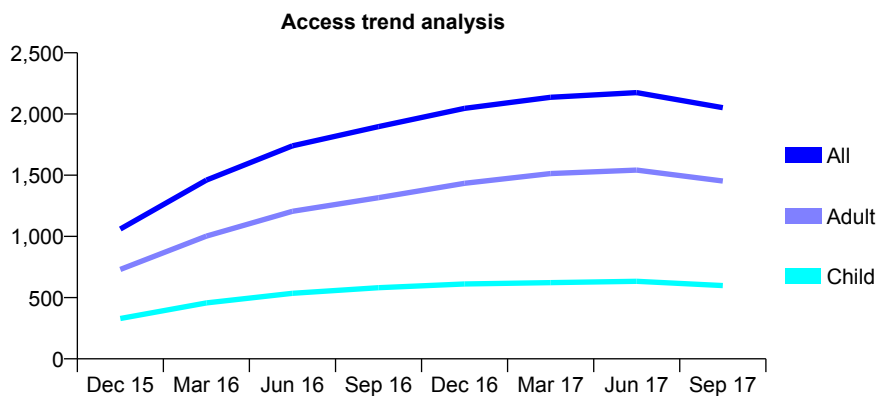
7A6 - Vital Signs At a Glance Contract Report for 309966/0002 - September 2017

Name or company name	MR SJ PARRY
Contract type name	GDS Contract
Purpose of contract	General
Contract start date	06/07/2015
Contract end date	

17/18 Contracted general activity (UDA)	8,381
Carry forward general activity (UDA)	0
17/18 Contracted orthodontic activity (UOA)	0
Carry forward orthodontic activity (UOA)	0
Baseline contract value	£312,098.59

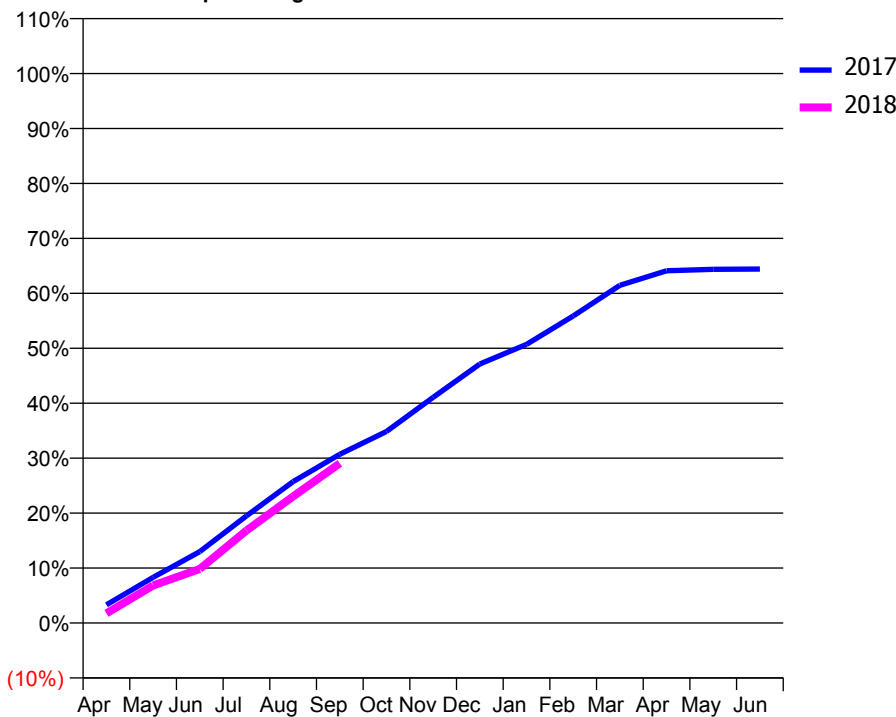
ACCESS*

Patients seen in 24 months	Total	Change since previous quarter
Quarter ending September 2016	1,897	
Quarter ending December 2016	2,046	↑
Quarter ending March 2017	2,137	↑
Quarter ending June 2017	2,175	→
Quarter ending September 2017	2,052	↓
Variance since September 2016	8.2%	↑



ACTIVITY

Cumulative percentage of contracted UDA delivered 2017 & 2018



Adjusted Scheduled Activity (UDA)

Month	2017	2018
April	278	147
May	696	573
June	1,090	825
July	1,633	1,410
August	2,156	1,932
September	2,574	2,436
October	2,922	
November	3,442	
December	3,951	
January	4,251	
February	4,683	
March	5,151	
April	5,372	
May	5,395	
June	5,399	

QUALITY

	Quantity	Base Number	Contract	LHB	Wales
% of FP17s for the same patient ID Re-attending within 3 months - Children	14	241	5.8%	8.5%	10.9%
% of FP17s for the same patient ID Re-attending within 3 months - Adults	151	675	22.4%	15.0%	16.2%
% of FP17s for the same patient ID Re-attending between 3 & 9 months - Children	65	241	27.0%	58.0%	58.9%
% of FP17s for the same patient ID Re-attending between 3 & 9 months - Adults	226	675	33.5%	54.7%	55.2%
% of FP17s for Band 1 Urgent Courses	33	820	4.0%	9.3%	9.1%
% of FP17s Relating to Free Repair or Replacements	6	820	0.7%	0.8%	0.8%
% of FP17s Relating to Continuations	0	820	0.0%	0.7%	0.8%
% of Patients satisfied with the dentistry they have received	12	13	92.3%	91.3%	92.0%
% of Patients satisfied with the time they had to wait for an appointment	9	13	69.2%	86.7%	87.6%

* This is based on patients treated on this contract for their most recent course of treatment. Figures in italics indicate the base number of FP17s or Patient Questionnaire responses are less than 100. N/A is shown where the base number of responses is less than 10 during the period. % is calculated as Quantity/Base number*100

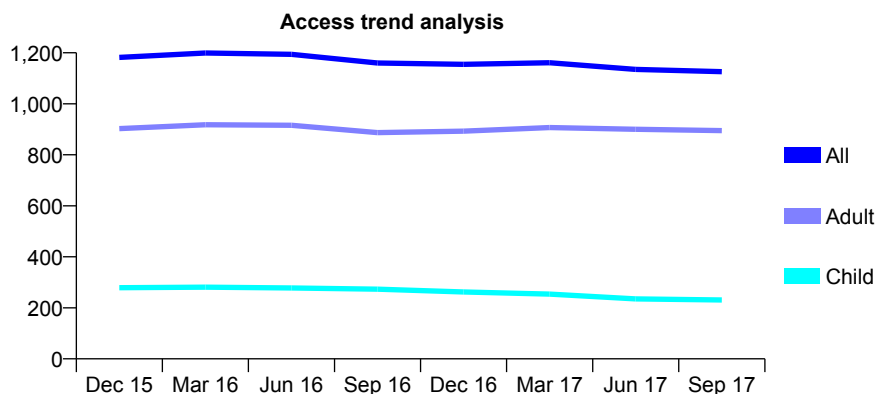
7A6 - Vital Signs At a Glance Contract Report for 326429/0003 - September 2017

Name or company name	MR AJ MATTHEWS
Contract type name	GDS Contract
Purpose of contract	General
Contract start date	01/04/2006
Contract end date	

17/18 Contracted general activity (UDA)	4,372
Carry forward general activity (UDA)	219
17/18 Contracted orthodontic activity (UOA)	0
Carry forward orthodontic activity (UOA)	0
Baseline contract value	£108,255.65

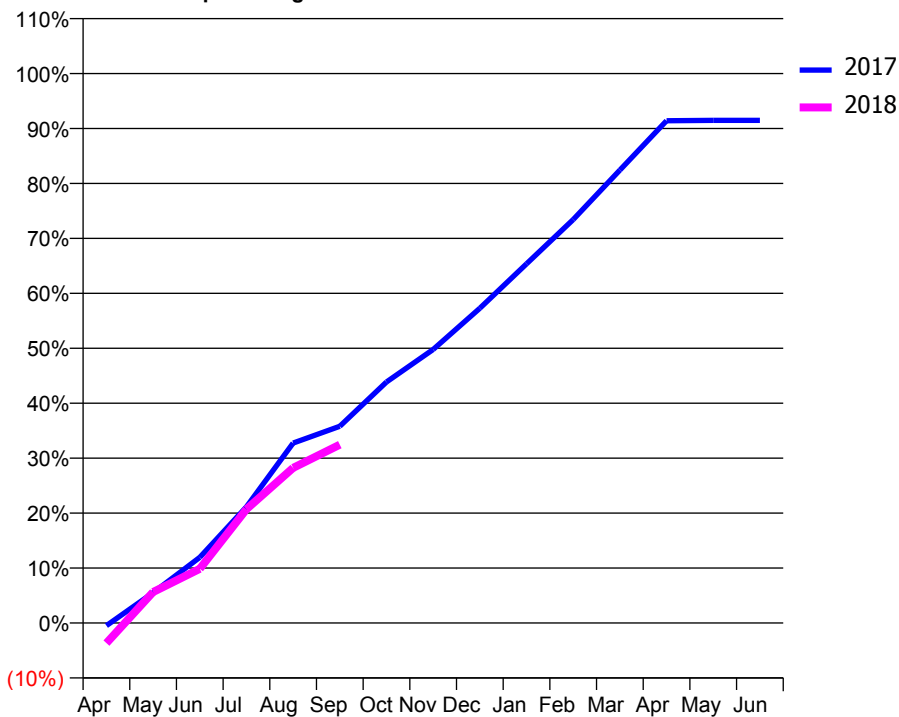
ACCESS*

Patients seen in 24 months	Total	Change since previous quarter
Quarter ending September 2016	1,160	
Quarter ending December 2016	1,155	→
Quarter ending March 2017	1,161	→
Quarter ending June 2017	1,135	↓
Quarter ending September 2017	1,126	→
Variance since September 2016	(2.9%)	↓



ACTIVITY

Cumulative percentage of contracted UDA delivered 2017 & 2018



Month	Adjusted Scheduled Activity (UDA)	
	2017	2018
April	-22	-160
May	241	246
June	523	431
July	925	905
August	1,431	1,235
September	1,565	1,419
October	1,918	
November	2,177	
December	2,504	
January	2,858	
February	3,210	
March	3,604	
April	3,996	
May	3,999	
June	3,999	

QUALITY

	Quantity	Base Number	Contract	LHB	Wales
% of FP17s for the same patient ID Re-attending within 3 months - Children	8	153	5.2%	8.5%	10.9%
% of FP17s for the same patient ID Re-attending within 3 months - Adults	147	706	20.8%	15.0%	16.2%
% of FP17s for the same patient ID Re-attending between 3 & 9 months - Children	90	153	58.8%	58.0%	58.9%
% of FP17s for the same patient ID Re-attending between 3 & 9 months - Adults	360	706	51.0%	54.7%	55.2%
% of FP17s for Band 1 Urgent Courses	134	744	18.0%	9.3%	9.1%
% of FP17s Relating to Free Repair or Replacements	5	744	0.7%	0.8%	0.8%
% of FP17s Relating to Continuations	13	744	1.7%	0.7%	0.8%
% of Patients satisfied with the dentistry they have received	4	4	N/A	91.3%	92.0%
% of Patients satisfied with the time they had to wait for an appointment	4	4	N/A	86.7%	87.6%

* This is based on patients treated on this contract for their most recent course of treatment. Figures in italics indicate the base number of FP17s or Patient Questionnaire responses are less than 100. N/A is shown where the base number of responses is less than 10 during the period. % is calculated as Quantity/Base number*100

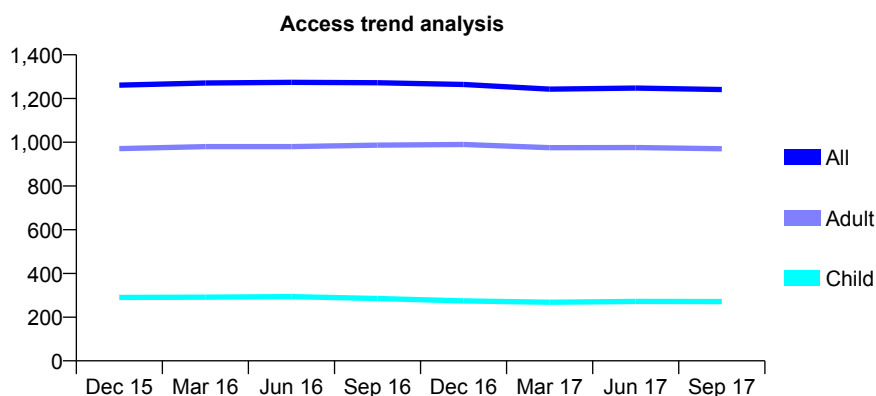
7A6 - Vital Signs At a Glance Contract Report for 327190/0001 - September 2017

Name or company name	MR AV JONES
Contract type name	GDS Contract
Purpose of contract	General
Contract start date	01/04/2006
Contract end date	

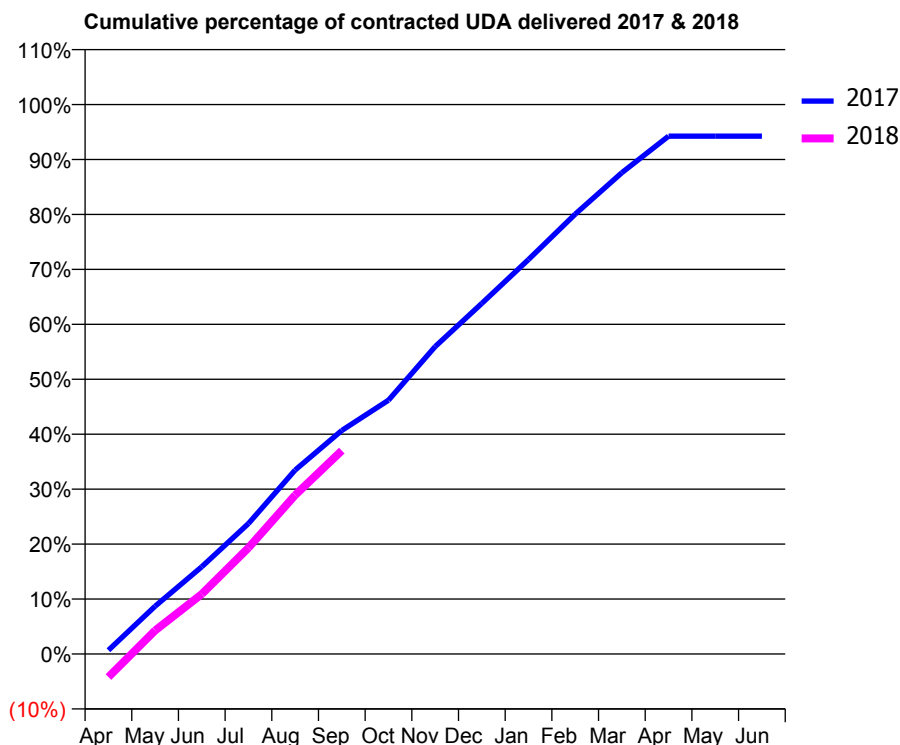
17/18 Contracted general activity (UDA)	5,103
Carry forward general activity (UDA)	255
17/18 Contracted orthodontic activity (UOA)	0
Carry forward orthodontic activity (UOA)	0
Baseline contract value	£126,601.23

ACCESS*

Patients seen in 24 months	Total	Change since previous quarter
Quarter ending September 2016	1,272	
Quarter ending December 2016	1,264	→
Quarter ending March 2017	1,243	↓
Quarter ending June 2017	1,248	→
Quarter ending September 2017	1,241	→
Variance since September 2016	(2.4%)	↓



ACTIVITY



Month	Adjusted Scheduled Activity (UDA)	
	2017	2018
April	35	-215
May	443	219
June	810	556
July	1,212	986
August	1,709	1,476
September	2,076	1,889
October	2,357	
November	2,855	
December	3,256	
January	3,664	
February	4,084	
March	4,470	
April	4,809	
May	4,809	
June	4,809	

QUALITY

	Quantity	Base Number	Contract	LHB	Wales
% of FP17s for the same patient ID Re-attending within 3 months - Children	18	235	7.7%	8.5%	10.9%
% of FP17s for the same patient ID Re-attending within 3 months - Adults	119	807	14.7%	15.0%	16.2%
% of FP17s for the same patient ID Re-attending between 3 & 9 months - Children	142	235	60.4%	58.0%	58.9%
% of FP17s for the same patient ID Re-attending between 3 & 9 months - Adults	504	807	62.5%	54.7%	55.2%
% of FP17s for Band 1 Urgent Courses	89	934	9.5%	9.3%	9.1%
% of FP17s Relating to Free Repair or Replacements	0	934	0.0%	0.8%	0.8%
% of FP17s Relating to Continuations	10	934	1.1%	0.7%	0.8%
% of Patients satisfied with the dentistry they have received	11	11	100.0%	91.3%	92.0%
% of Patients satisfied with the time they had to wait for an appointment	11	11	100.0%	86.7%	87.6%

* This is based on patients treated on this contract for their most recent course of treatment. Figures in italics indicate the base number of FP17s or Patient Questionnaire responses are less than 100. N/A is shown where the base number of responses is less than 10 during the period. % is calculated as Quantity/Base number*100

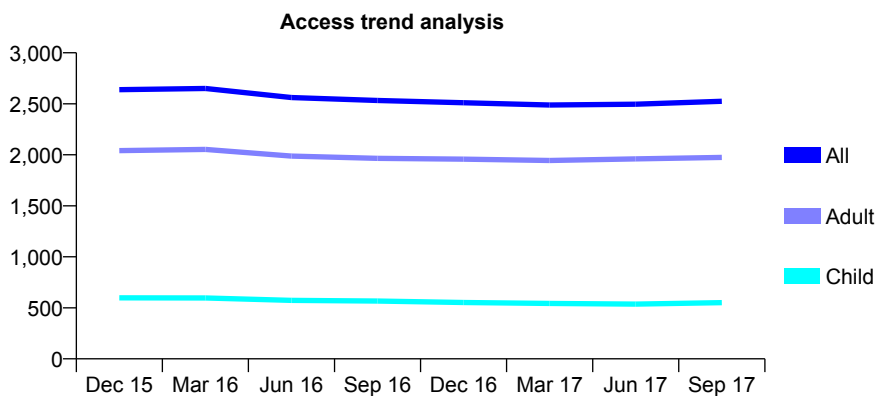
7A6 - Vital Signs At a Glance Contract Report for 332151/0001 - September 2017

Name or company name	MISS LA GRIFFITHS
Contract type name	GDS Contract
Purpose of contract	General
Contract start date	01/04/2006
Contract end date	

17/18 Contracted general activity (UDA)	5,896
Carry forward general activity (UDA)	6
17/18 Contracted orthodontic activity (UOA)	0
Carry forward orthodontic activity (UOA)	0
Baseline contract value	£145,815.64

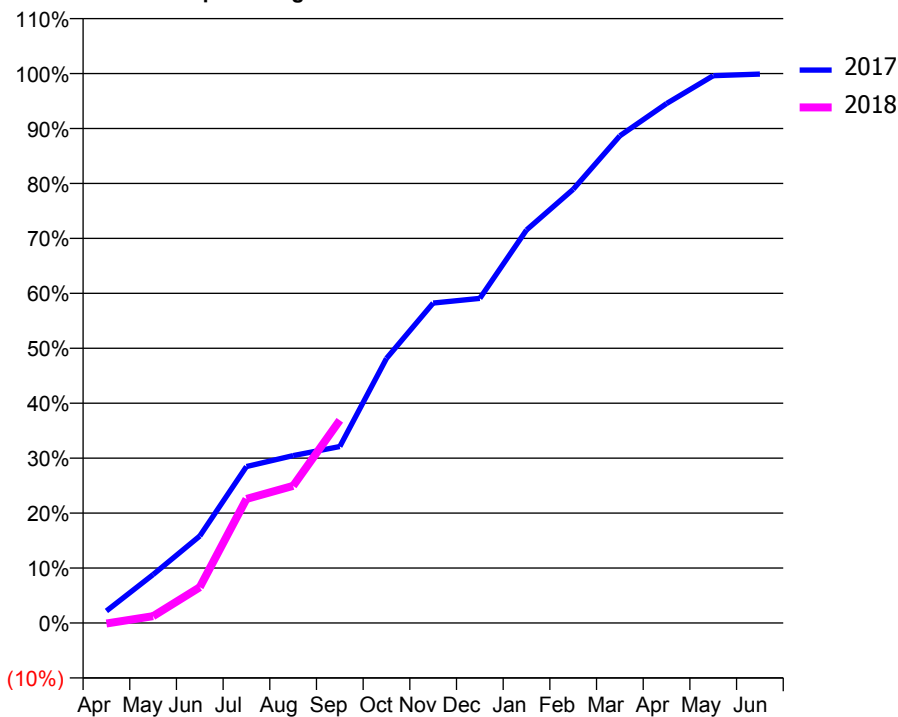
ACCESS*

Patients seen in 24 months	Total	Change since previous quarter
Quarter ending September 2016	2,533	
Quarter ending December 2016	2,510	→
Quarter ending March 2017	2,488	→
Quarter ending June 2017	2,496	→
Quarter ending September 2017	2,525	→
Variance since September 2016	(0.3%)	→



ACTIVITY

Cumulative percentage of contracted UDA delivered 2017 & 2018



Month	Adjusted Scheduled Activity (UDA)	
	2017	2018
April	129	-6
May	521	74
June	933	385
July	1,679	1,331
August	1,797	1,471
September	1,893	2,175
October	2,840	
November	3,434	
December	3,483	
January	4,217	
February	4,654	
March	5,227	
April	5,573	
May	5,872	
June	5,890	

QUALITY

	Quantity	Base Number	Contract	LHB	Wales
% of FP17s for the same patient ID Re-attending within 3 months - Children	23	419	5.5%	8.5%	10.9%
% of FP17s for the same patient ID Re-attending within 3 months - Adults	155	1,311	11.8%	15.0%	16.2%
% of FP17s for the same patient ID Re-attending between 3 & 9 months - Children	231	419	55.1%	58.0%	58.9%
% of FP17s for the same patient ID Re-attending between 3 & 9 months - Adults	646	1,311	49.3%	54.7%	55.2%
% of FP17s for Band 1 Urgent Courses	102	1,337	7.6%	9.3%	9.1%
% of FP17s Relating to Free Repair or Replacements	5	1,337	0.4%	0.8%	0.8%
% of FP17s Relating to Continuations	3	1,337	0.2%	0.7%	0.8%
% of Patients satisfied with the dentistry they have received	9	10	90.0%	91.3%	92.0%
% of Patients satisfied with the time they had to wait for an appointment	8	10	80.0%	86.7%	87.6%

* This is based on patients treated on this contract for their most recent course of treatment. Figures in italics indicate the base number of FP17s or Patient Questionnaire responses are less than 100. N/A is shown where the base number of responses is less than 10 during the period. % is calculated as Quantity/Base number*100

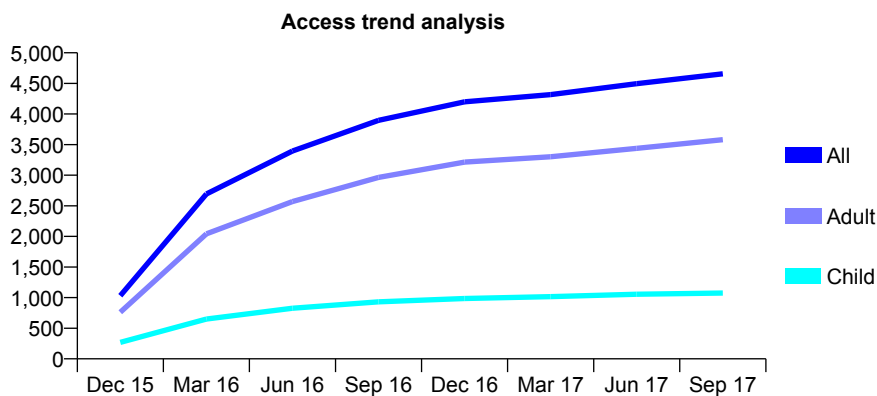
7A6 - Vital Signs At a Glance Contract Report for 349593/0001 - September 2017

Name or company name	MR DJ SRIVASTAVA
Contract type name	GDS Contract
Purpose of contract	General
Contract start date	01/10/2015
Contract end date	

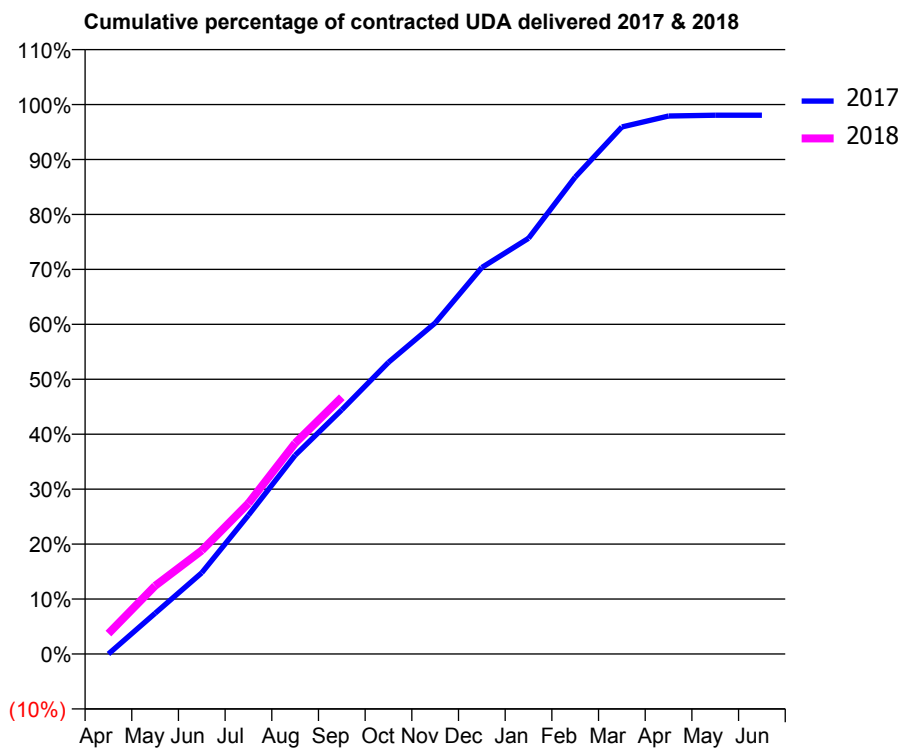
17/18 Contracted general activity (UDA)	13,141
Carry forward general activity (UDA)	-53
17/18 Contracted orthodontic activity (UOA)	0
Carry forward orthodontic activity (UOA)	0
Baseline contract value	£360,253.00

ACCESS*

Patients seen in 24 months	Total	Change since previous quarter
Quarter ending September 2016	3,896	
Quarter ending December 2016	4,200	↑
Quarter ending March 2017	4,317	↑
Quarter ending June 2017	4,495	↑
Quarter ending September 2017	4,657	↑
Variance since September 2016	19.5%	↑



ACTIVITY



Month	Adjusted Scheduled Activity (UDA)	
	2017	2018
April	0	490
May	1,055	1,631
June	2,105	2,478
July	3,597	3,607
August	5,149	5,043
September	6,325	6,141
October	7,555	
November	8,574	
December	10,010	
January	10,768	
February	12,352	
March	13,653	
April	13,935	
May	13,955	
June	13,956	

QUALITY

	Quantity	Base Number	Contract	LHB	Wales
% of FP17s for the same patient ID Re-attending within 3 months - Children	51	814	6.3%	8.5%	10.9%
% of FP17s for the same patient ID Re-attending within 3 months - Adults	229	2,268	10.1%	15.0%	16.2%
% of FP17s for the same patient ID Re-attending between 3 & 9 months - Children	451	814	55.4%	58.0%	58.9%
% of FP17s for the same patient ID Re-attending between 3 & 9 months - Adults	1,183	2,268	52.2%	54.7%	55.2%
% of FP17s for Band 1 Urgent Courses	128	2,938	4.4%	9.3%	9.1%
% of FP17s Relating to Free Repair or Replacements	52	2,938	1.8%	0.8%	0.8%
% of FP17s Relating to Continuations	13	2,938	0.4%	0.7%	0.8%
% of Patients satisfied with the dentistry they have received	16	16	100.0%	91.3%	92.0%
% of Patients satisfied with the time they had to wait for an appointment	15	16	93.8%	86.7%	87.6%

* This is based on patients treated on this contract for their most recent course of treatment. Figures in italics indicate the base number of FP17s or Patient Questionnaire responses are less than 100. N/A is shown where the base number of responses is less than 10 during the period. % is calculated as Quantity/Base number*100

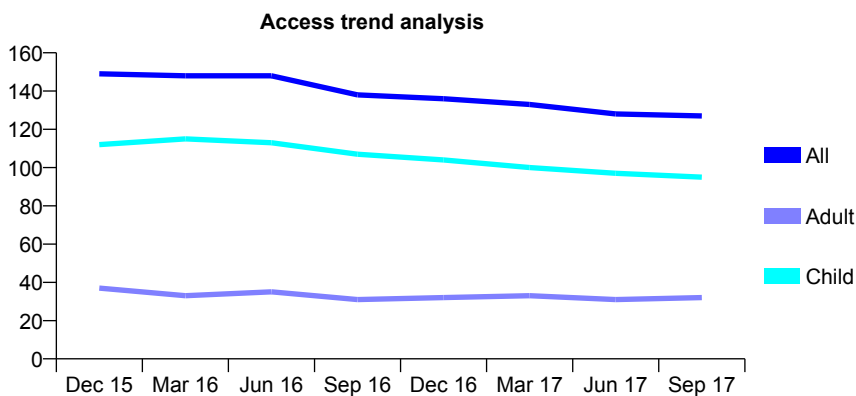
7A6 - Vital Signs At a Glance Contract Report for 566705/0001 - September 2017

Name or company name	MR MR BREEZE
Contract type name	GDS Contract
Purpose of contract	General
Contract start date	01/04/2006
Contract end date	

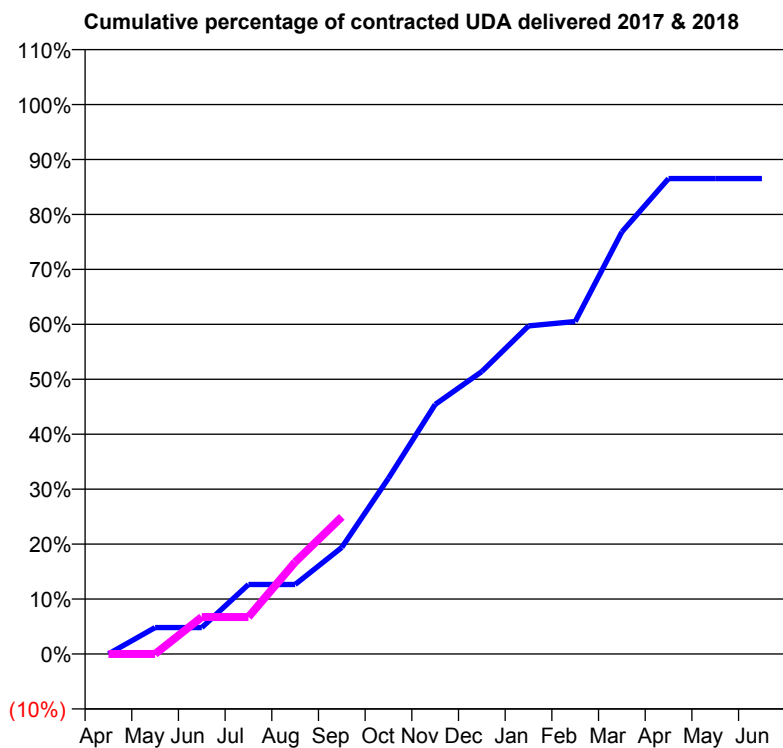
17/18 Contracted general activity (UDA)	270
Carry forward general activity (UDA)	0
17/18 Contracted orthodontic activity (UOA)	0
Carry forward orthodontic activity (UOA)	0
Baseline contract value	£5,704.82

ACCESS*

Patients seen in 24 months	Total	Change since previous quarter
Quarter ending September 2016	138	
Quarter ending December 2016	136	↓
Quarter ending March 2017	133	↓
Quarter ending June 2017	128	↓
Quarter ending September 2017	127	→
Variance since September 2016	(8.0%)	↓



ACTIVITY



Month	Adjusted Scheduled Activity (UDA)	
	2017	2018
April	0	0
May	13	0
June	13	18
July	34	18
August	34	45
September	52	67
October	86	
November	123	
December	139	
January	161	
February	163	
March	207	
April	234	
May	234	
June	234	

QUALITY

	Quantity	Base Number	Contract	LHB	Wales
% of FP17s for the same patient ID Re-attending within 3 months - Children	5	58	8.6%	8.5%	10.9%
% of FP17s for the same patient ID Re-attending within 3 months - Adults	0	5	0.0%	15.0%	16.2%
% of FP17s for the same patient ID Re-attending between 3 & 9 months - Children	34	58	58.6%	58.0%	58.9%
% of FP17s for the same patient ID Re-attending between 3 & 9 months - Adults	3	5	60.0%	54.7%	55.2%
% of FP17s for Band 1 Urgent Courses	2	45	4.4%	9.3%	9.1%
% of FP17s Relating to Free Repair or Replacements	0	45	0.0%	0.8%	0.8%
% of FP17s Relating to Continuations	0	45	0.0%	0.7%	0.8%
% of Patients satisfied with the dentistry they have received	1	1	N/A	91.3%	92.0%
% of Patients satisfied with the time they had to wait for an appointment	1	1	N/A	86.7%	87.6%

* This is based on patients treated on this contract for their most recent course of treatment. Figures in italics indicate the base number of FP17s or Patient Questionnaire responses are less than 100. N/A is shown where the base number of responses is less than 10 during the period. % is calculated as Quantity/Base number*100

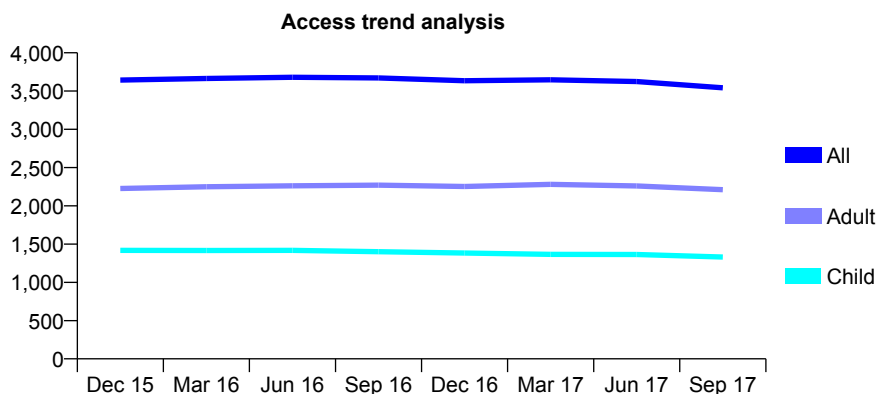
7A6 - Vital Signs At a Glance Contract Report for 577650/0001 - September 2017

Name or company name	MISS SD WILKINS
Contract type name	GDS Contract
Purpose of contract	General
Contract start date	01/04/2006
Contract end date	

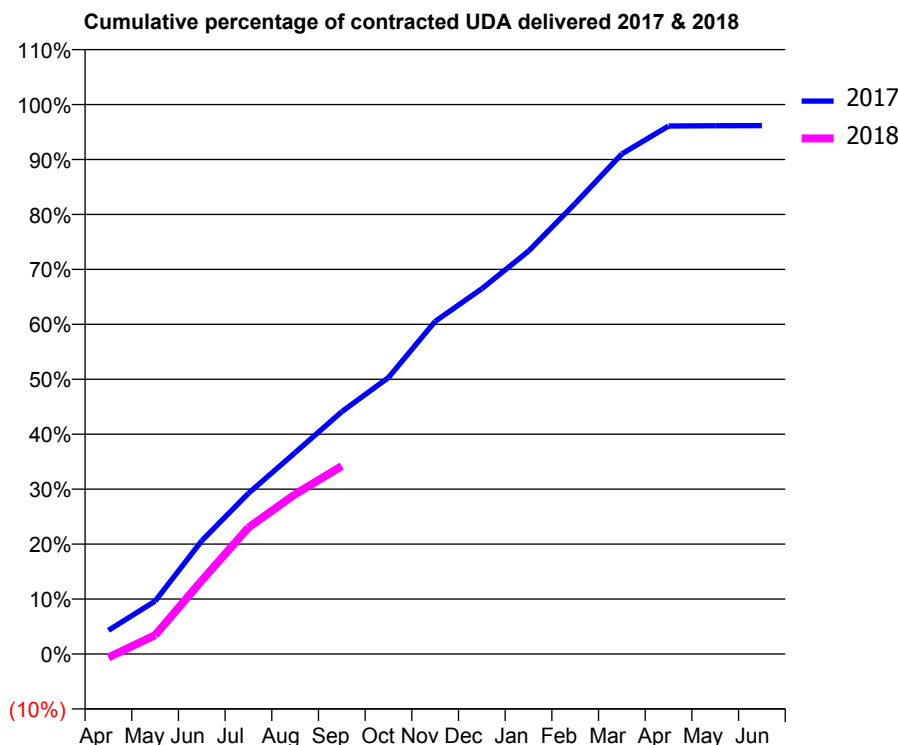
17/18 Contracted general activity (UDA)	13,571
Carry forward general activity (UDA)	521
17/18 Contracted orthodontic activity (UOA)	0
Carry forward orthodontic activity (UOA)	0
Baseline contract value	£322,404.21

ACCESS*

Patients seen in 24 months	Total	Change since previous quarter
Quarter ending September 2016	3,671	
Quarter ending December 2016	3,635	→
Quarter ending March 2017	3,647	→
Quarter ending June 2017	3,624	→
Quarter ending September 2017	3,542	↓
Variance since September 2016	(3.5%)	↓



ACTIVITY



Month	Adjusted Scheduled Activity (UDA)	
	2017	2018
April	584	-86
May	1,305	467
June	2,798	1,815
July	3,972	3,125
August	4,973	3,946
September	5,986	4,640
October	6,830	
November	8,214	
December	9,021	
January	9,952	
February	11,126	
March	12,351	
April	13,041	
May	13,048	
June	13,050	

QUALITY

	Quantity	Base Number	Contract	LHB	Wales
% of FP17s for the same patient ID Re-attending within 3 months - Children	69	1,173	5.9%	8.5%	10.9%
% of FP17s for the same patient ID Re-attending within 3 months - Adults	267	1,770	15.1%	15.0%	16.2%
% of FP17s for the same patient ID Re-attending between 3 & 9 months - Children	775	1,173	66.1%	58.0%	58.9%
% of FP17s for the same patient ID Re-attending between 3 & 9 months - Adults	1,123	1,770	63.4%	54.7%	55.2%
% of FP17s for Band 1 Urgent Courses	127	2,656	4.8%	9.3%	9.1%
% of FP17s Relating to Free Repair or Replacements	27	2,656	1.0%	0.8%	0.8%
% of FP17s Relating to Continuations	28	2,656	1.1%	0.7%	0.8%
% of Patients satisfied with the dentistry they have received	9	10	90.0%	91.3%	92.0%
% of Patients satisfied with the time they had to wait for an appointment	10	10	100.0%	86.7%	87.6%

* This is based on patients treated on this contract for their most recent course of treatment. Figures in italics indicate the base number of FP17s or Patient Questionnaire responses are less than 100. N/A is shown where the base number of responses is less than 10 during the period. % is calculated as Quantity/Base number*100

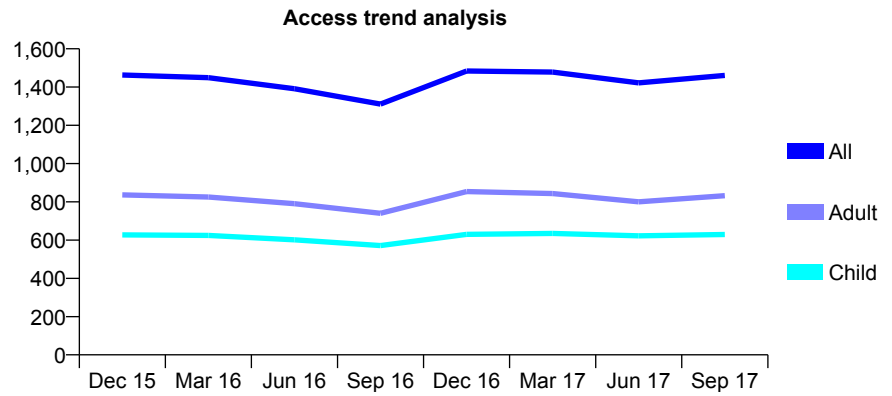
7A6 - Vital Signs At a Glance Contract Report for 629251/0002 - September 2017

Name or company name	MR PL DAVIES
Contract type name	GDS Contract
Purpose of contract	General
Contract start date	01/04/2006
Contract end date	

17/18 Contracted general activity (UDA)	4,094
Carry forward general activity (UDA)	-102
17/18 Contracted orthodontic activity (UOA)	0
Carry forward orthodontic activity (UOA)	0
Baseline contract value	£109,686.24

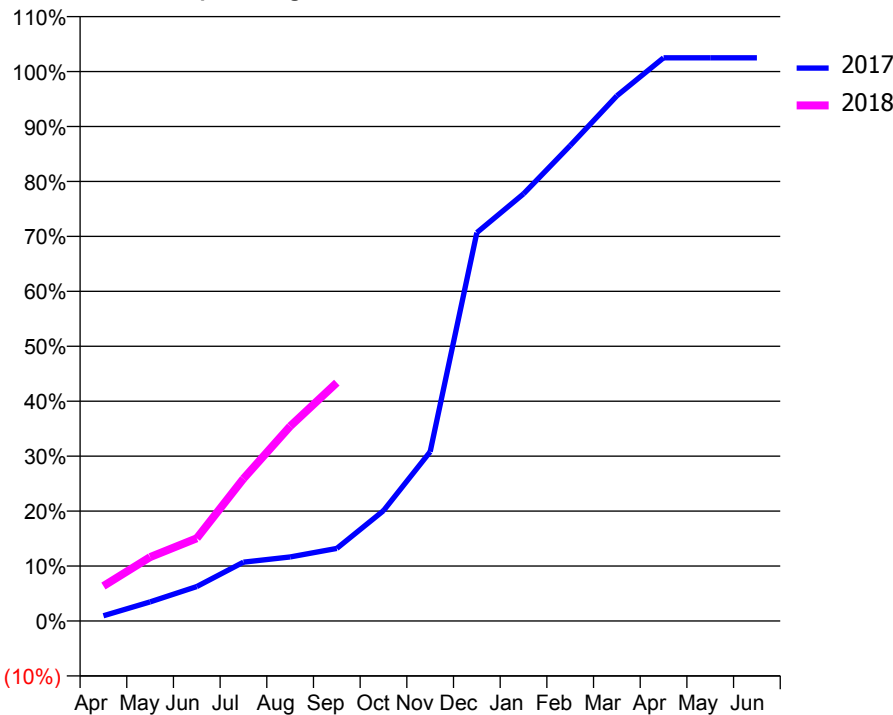
ACCESS*

Patients seen in 24 months	Total	Change since previous quarter
Quarter ending September 2016	1,311	
Quarter ending December 2016	1,484	↑
Quarter ending March 2017	1,478	→
Quarter ending June 2017	1,422	↓
Quarter ending September 2017	1,461	↑
Variance since September 2016	11.4%	↑



ACTIVITY

Cumulative percentage of contracted UDA delivered 2017 & 2018



Month	Adjusted Scheduled Activity (UDA)	
	2017	2018
April	39	261
May	142	476
June	257	617
July	438	1,060
August	478	1,451
September	541	1,776
October	823	
November	1,262	
December	2,893	
January	3,183	
February	3,542	
March	3,913	
April	4,196	
May	4,196	
June	4,196	

QUALITY

	Quantity	Base Number	Contract	LHB	Wales
% of FP17s for the same patient ID Re-attending within 3 months - Children	13	306	4.2%	8.5%	10.9%
% of FP17s for the same patient ID Re-attending within 3 months - Adults	40	377	10.6%	15.0%	16.2%
% of FP17s for the same patient ID Re-attending between 3 & 9 months - Children	55	306	18.0%	58.0%	58.9%
% of FP17s for the same patient ID Re-attending between 3 & 9 months - Adults	122	377	32.4%	54.7%	55.2%
% of FP17s for Band 1 Urgent Courses	60	599	10.0%	9.3%	9.1%
% of FP17s Relating to Free Repair or Replacements	0	599	0.0%	0.8%	0.8%
% of FP17s Relating to Continuations	0	599	0.0%	0.7%	0.8%
% of Patients satisfied with the dentistry they have received	6	6	N/A	91.3%	92.0%
% of Patients satisfied with the time they had to wait for an appointment	6	6	N/A	86.7%	87.6%

* This is based on patients treated on this contract for their most recent course of treatment. Figures in italics indicate the base number of FP17s or Patient Questionnaire responses are less than 100. N/A is shown where the base number of responses is less than 10 during the period. % is calculated as Quantity/Base number*100

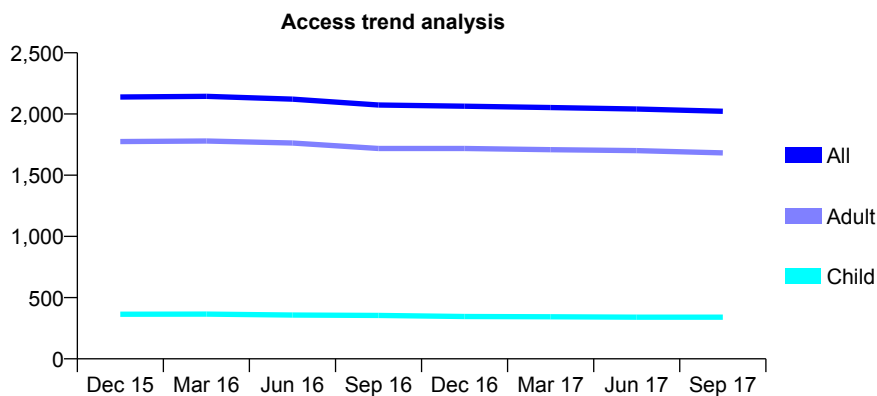
7A6 - Vital Signs At a Glance Contract Report for 641642/0001 - September 2017

Name or company name	MR DS YOUNG
Contract type name	GDS Contract
Purpose of contract	General
Contract start date	01/04/2006
Contract end date	

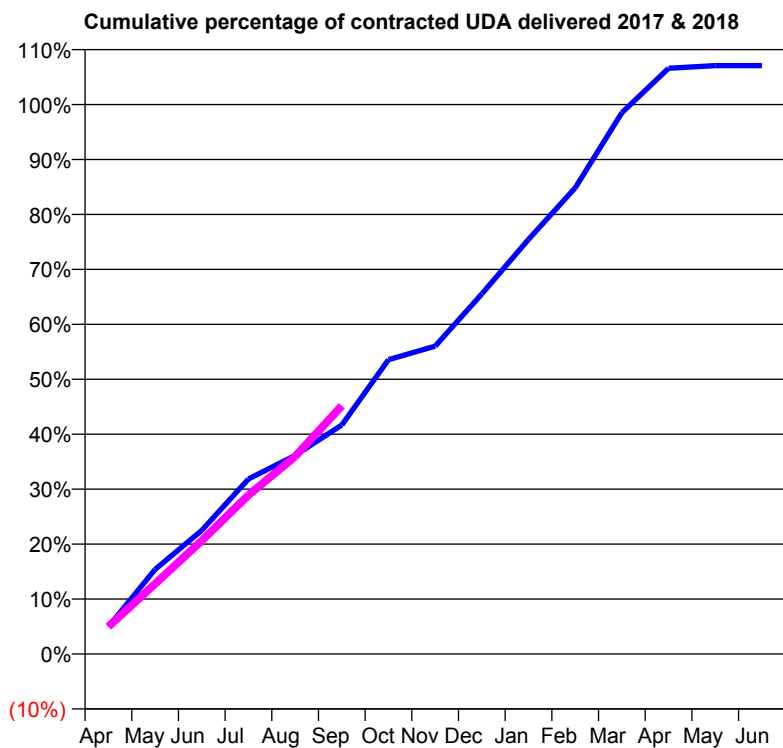
17/18 Contracted general activity (UDA)	5,885
Carry forward general activity (UDA)	-294
17/18 Contracted orthodontic activity (UOA)	0
Carry forward orthodontic activity (UOA)	0
Baseline contract value	£176,992.77

ACCESS*

Patients seen in 24 months	Total	Change since previous quarter
Quarter ending September 2016	2,073	
Quarter ending December 2016	2,064	→
Quarter ending March 2017	2,053	→
Quarter ending June 2017	2,041	→
Quarter ending September 2017	2,022	→
Variance since September 2016	(2.5%)	↓



ACTIVITY



Month	Adjusted Scheduled Activity (UDA)	
	2017	2018
April	294	294
May	906	752
June	1,325	1,215
July	1,875	1,701
August	2,127	2,115
September	2,453	2,658
October	3,152	
November	3,297	
December	3,857	
January	4,441	
February	4,993	
March	5,797	
April	6,273	
May	6,301	
June	6,301	

QUALITY

	Quantity	Base Number	Contract	LHB	Wales
% of FP17s for the same patient ID Re-attending within 3 months - Children	6	204	2.9%	8.5%	10.9%
% of FP17s for the same patient ID Re-attending within 3 months - Adults	85	1,041	8.2%	15.0%	16.2%
% of FP17s for the same patient ID Re-attending between 3 & 9 months - Children	72	204	35.3%	58.0%	58.9%
% of FP17s for the same patient ID Re-attending between 3 & 9 months - Adults	464	1,041	44.6%	54.7%	55.2%
% of FP17s for Band 1 Urgent Courses	86	1,024	8.4%	9.3%	9.1%
% of FP17s Relating to Free Repair or Replacements	4	1,024	0.4%	0.8%	0.8%
% of FP17s Relating to Continuations	5	1,024	0.5%	0.7%	0.8%
% of Patients satisfied with the dentistry they have received	5	5	N/A	91.3%	92.0%
% of Patients satisfied with the time they had to wait for an appointment	5	5	N/A	86.7%	87.6%

* This is based on patients treated on this contract for their most recent course of treatment. Figures in italics indicate the base number of FP17s or Patient Questionnaire responses are less than 100. N/A is shown where the base number of responses is less than 10 during the period. % is calculated as Quantity/Base number*100

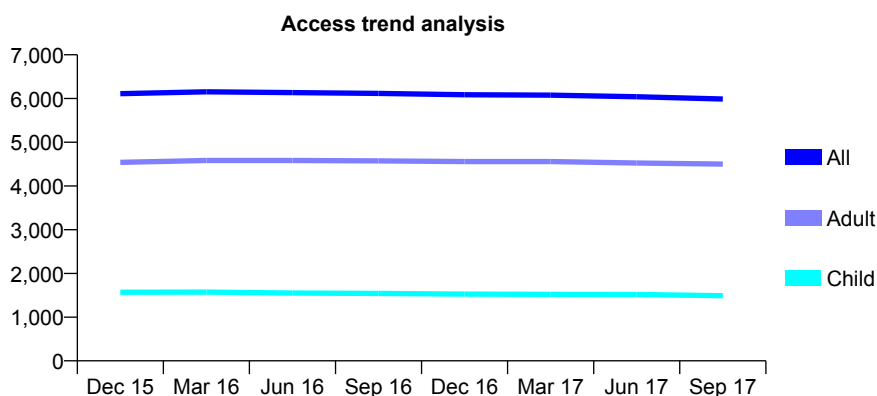
7A6 - Vital Signs At a Glance Contract Report for 643246/0001 - September 2017

Name or company name	MR RD WILLNER
Contract type name	GDS Contract
Purpose of contract	General
Contract start date	01/04/2006
Contract end date	

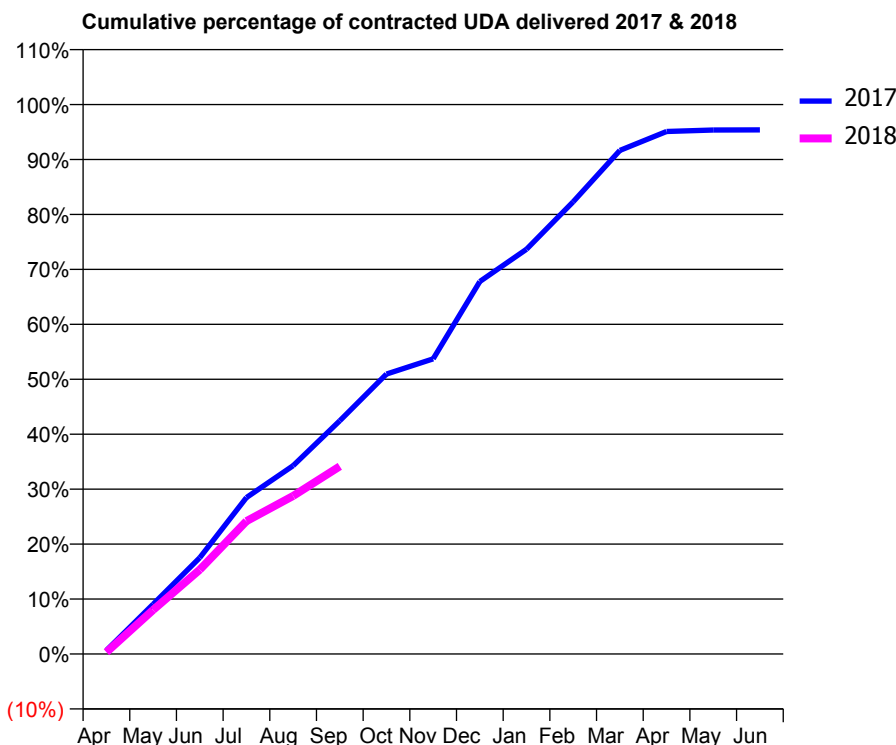
17/18 Contracted general activity (UDA)	20,810
Carry forward general activity (UDA)	705
17/18 Contracted orthodontic activity (UOA)	0
Carry forward orthodontic activity (UOA)	0
Baseline contract value	£541,075.64

ACCESS*

Patients seen in 24 months	Total	Change since previous quarter
Quarter ending September 2016	6,116	
Quarter ending December 2016	6,086	→
Quarter ending March 2017	6,078	→
Quarter ending June 2017	6,041	→
Quarter ending September 2017	5,990	→
Variance since September 2016	(2.1%)	↓



ACTIVITY



Month	Adjusted Scheduled Activity (UDA)	
	2017	2018
April	141	68
May	1,888	1,668
June	3,647	3,193
July	5,928	5,033
August	7,133	5,988
September	8,836	7,109
October	10,601	
November	11,176	
December	14,109	
January	15,328	
February	17,127	
March	19,070	
April	19,790	
May	19,846	
June	19,847	

QUALITY

	Quantity	Base Number	Contract	LHB	Wales
% of FP17s for the same patient ID Re-attending within 3 months - Children	62	1,049	5.9%	8.5%	10.9%
% of FP17s for the same patient ID Re-attending within 3 months - Adults	452	3,178	14.2%	15.0%	16.2%
% of FP17s for the same patient ID Re-attending between 3 & 9 months - Children	703	1,049	67.0%	58.0%	58.9%
% of FP17s for the same patient ID Re-attending between 3 & 9 months - Adults	2,027	3,178	63.8%	54.7%	55.2%
% of FP17s for Band 1 Urgent Courses	277	3,864	7.2%	9.3%	9.1%
% of FP17s Relating to Free Repair or Replacements	28	3,864	0.7%	0.8%	0.8%
% of FP17s Relating to Continuations	66	3,864	1.7%	0.7%	0.8%
% of Patients satisfied with the dentistry they have received	21	22	95.5%	91.3%	92.0%
% of Patients satisfied with the time they had to wait for an appointment	21	22	95.5%	86.7%	87.6%

* This is based on patients treated on this contract for their most recent course of treatment. Figures in italics indicate the base number of FP17s or Patient Questionnaire responses are less than 100. N/A is shown where the base number of responses is less than 10 during the period. % is calculated as Quantity/Base number*100

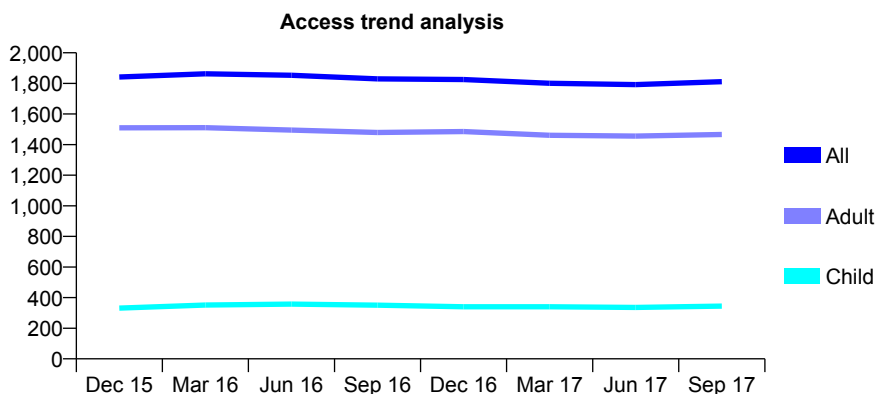
7A6 - Vital Signs At a Glance Contract Report for 674605/0001 - September 2017

Name or company name	MRS LM PLANT
Contract type name	GDS Contract
Purpose of contract	General
Contract start date	01/04/2006
Contract end date	

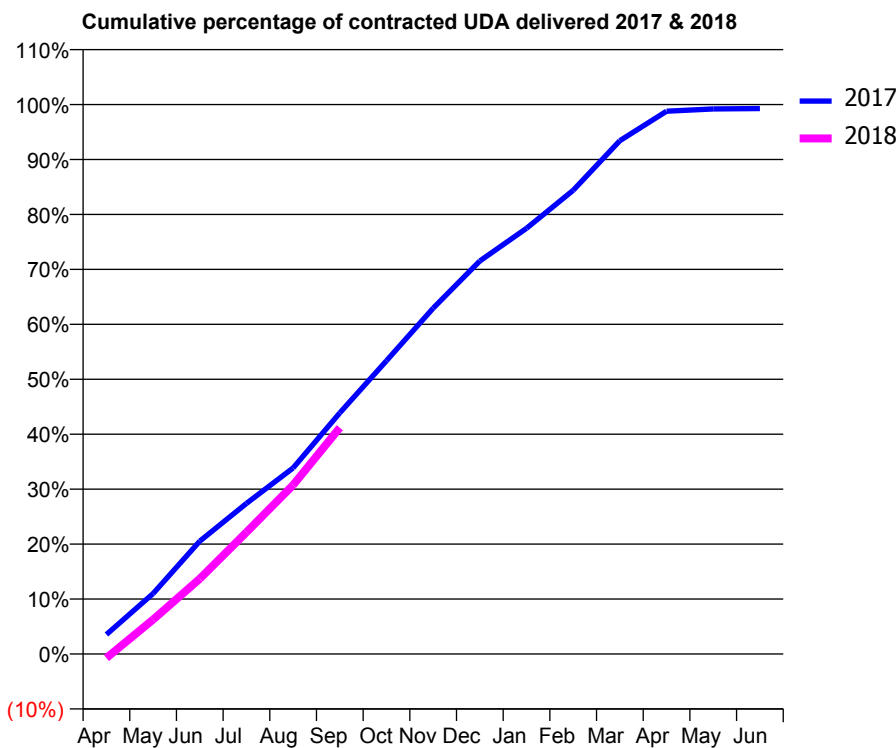
17/18 Contracted general activity (UDA)	4,829
Carry forward general activity (UDA)	36
17/18 Contracted orthodontic activity (UOA)	0
Carry forward orthodontic activity (UOA)	0
Baseline contract value	£111,017.79

ACCESS*

Patients seen in 24 months	Total	Change since previous quarter
Quarter ending September 2016	1,830	
Quarter ending December 2016	1,825	→
Quarter ending March 2017	1,801	↓
Quarter ending June 2017	1,792	→
Quarter ending September 2017	1,811	→
Variance since September 2016	(1.0%)	↓



ACTIVITY



Month	Adjusted Scheduled Activity (UDA)	
	2017	2018
April	172	-36
May	531	303
June	992	662
July	1,323	1,070
August	1,635	1,485
September	2,119	1,989
October	2,578	
November	3,039	
December	3,454	
January	3,741	
February	4,075	
March	4,511	
April	4,770	
May	4,790	
June	4,793	

QUALITY

	Quantity	Base Number	Contract	LHB	Wales
% of FP17s for the same patient ID Re-attending within 3 months - Children	12	229	5.2%	8.5%	10.9%
% of FP17s for the same patient ID Re-attending within 3 months - Adults	86	1,027	8.4%	15.0%	16.2%
% of FP17s for the same patient ID Re-attending between 3 & 9 months - Children	115	229	50.2%	58.0%	58.9%
% of FP17s for the same patient ID Re-attending between 3 & 9 months - Adults	561	1,027	54.6%	54.7%	55.2%
% of FP17s for Band 1 Urgent Courses	90	1,115	8.1%	9.3%	9.1%
% of FP17s Relating to Free Repair or Replacements	12	1,115	1.1%	0.8%	0.8%
% of FP17s Relating to Continuations	1	1,115	0.1%	0.7%	0.8%
% of Patients satisfied with the dentistry they have received	9	10	90.0%	91.3%	92.0%
% of Patients satisfied with the time they had to wait for an appointment	8	10	80.0%	86.7%	87.6%

* This is based on patients treated on this contract for their most recent course of treatment. Figures in italics indicate the base number of FP17s or Patient Questionnaire responses are less than 100. N/A is shown where the base number of responses is less than 10 during the period. % is calculated as Quantity/Base number*100

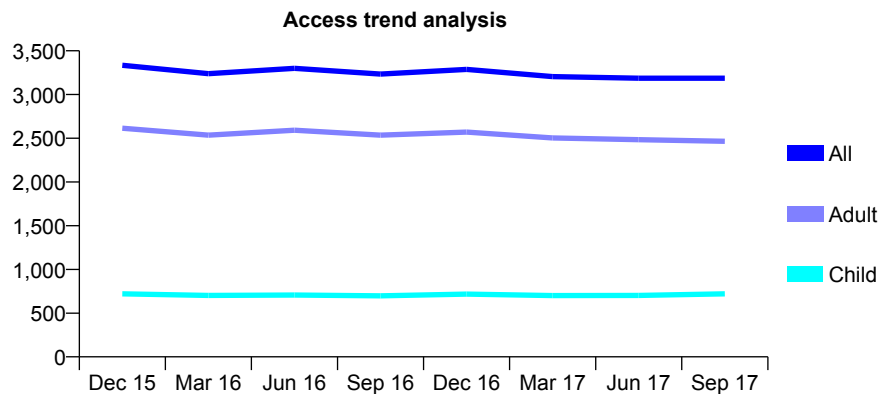
7A6 - Vital Signs At a Glance Contract Report for 680400/0001 - September 2017

Name or company name	MR MA GLADSON
Contract type name	GDS Contract
Purpose of contract	General
Contract start date	01/04/2006
Contract end date	

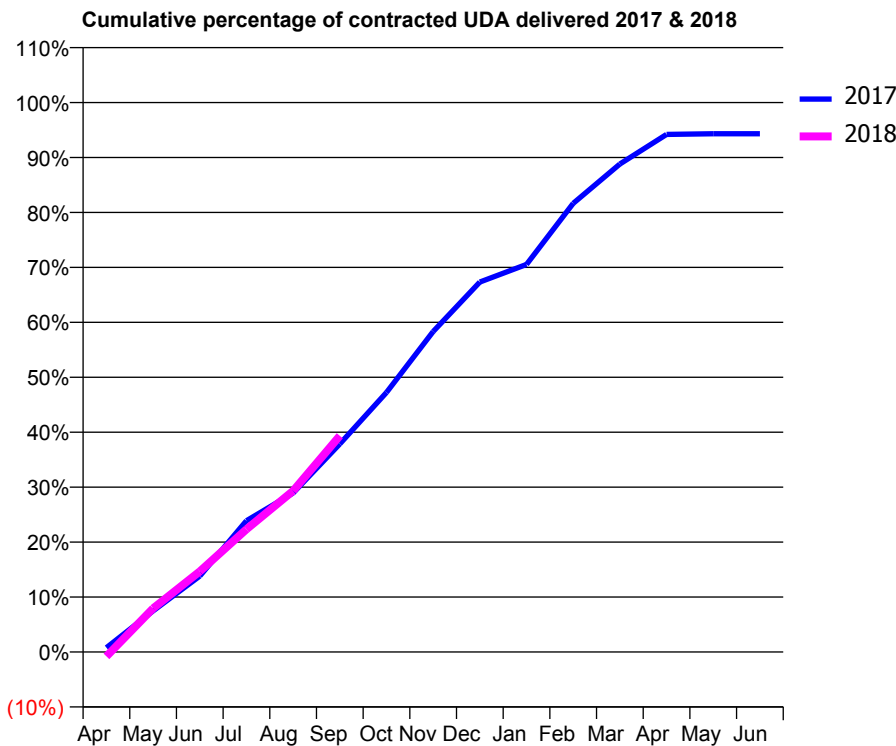
17/18 Contracted general activity (UDA)	7,920
Carry forward general activity (UDA)	304
17/18 Contracted orthodontic activity (UOA)	0
Carry forward orthodontic activity (UOA)	0
Baseline contract value	£243,516.60

ACCESS*

Patients seen in 24 months	Total	Change since previous quarter
Quarter ending September 2016	3,234	
Quarter ending December 2016	3,287	→
Quarter ending March 2017	3,205	↓
Quarter ending June 2017	3,186	→
Quarter ending September 2017	3,186	→
Variance since September 2016	(1.5%)	↓



ACTIVITY



Month	Adjusted Scheduled Activity (UDA)	
	2017	2018
April	63	-65
May	594	629
June	1,095	1,162
July	1,892	1,768
August	2,291	2,323
September	2,999	3,116
October	3,741	
November	4,620	
December	5,333	
January	5,586	
February	6,467	
March	7,033	
April	7,461	
May	7,469	
June	7,469	

QUALITY

	Quantity	Base Number	Contract	LHB	Wales
% of FP17s for the same patient ID Re-attending within 3 months - Children	27	371	7.3%	8.5%	10.9%
% of FP17s for the same patient ID Re-attending within 3 months - Adults	275	1,411	19.5%	15.0%	16.2%
% of FP17s for the same patient ID Re-attending between 3 & 9 months - Children	81	371	21.8%	58.0%	58.9%
% of FP17s for the same patient ID Re-attending between 3 & 9 months - Adults	372	1,411	26.4%	54.7%	55.2%
% of FP17s for Band 1 Urgent Courses	348	1,521	22.9%	9.3%	9.1%
% of FP17s Relating to Free Repair or Replacements	26	1,521	1.7%	0.8%	0.8%
% of FP17s Relating to Continuations	37	1,521	2.4%	0.7%	0.8%
% of Patients satisfied with the dentistry they have received	24	25	96.0%	91.3%	92.0%
% of Patients satisfied with the time they had to wait for an appointment	25	25	100.0%	86.7%	87.6%

* This is based on patients treated on this contract for their most recent course of treatment. Figures in italics indicate the base number of FP17s or Patient Questionnaire responses are less than 100. N/A is shown where the base number of responses is less than 10 during the period. % is calculated as Quantity/Base number*100

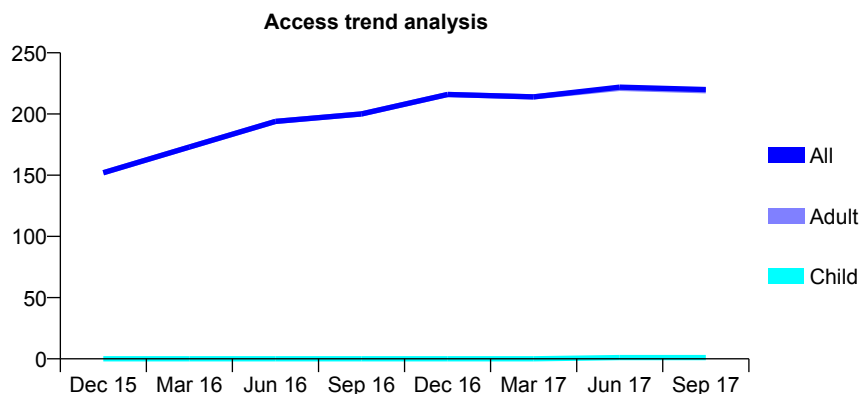
7A6 - Vital Signs At a Glance Contract Report for 680400/0002 - September 2017

Name or company name	MR MA GLADSON
Contract type name	PDS Contract
Purpose of contract	General
Contract start date	01/06/2007
Contract end date	31/03/2020

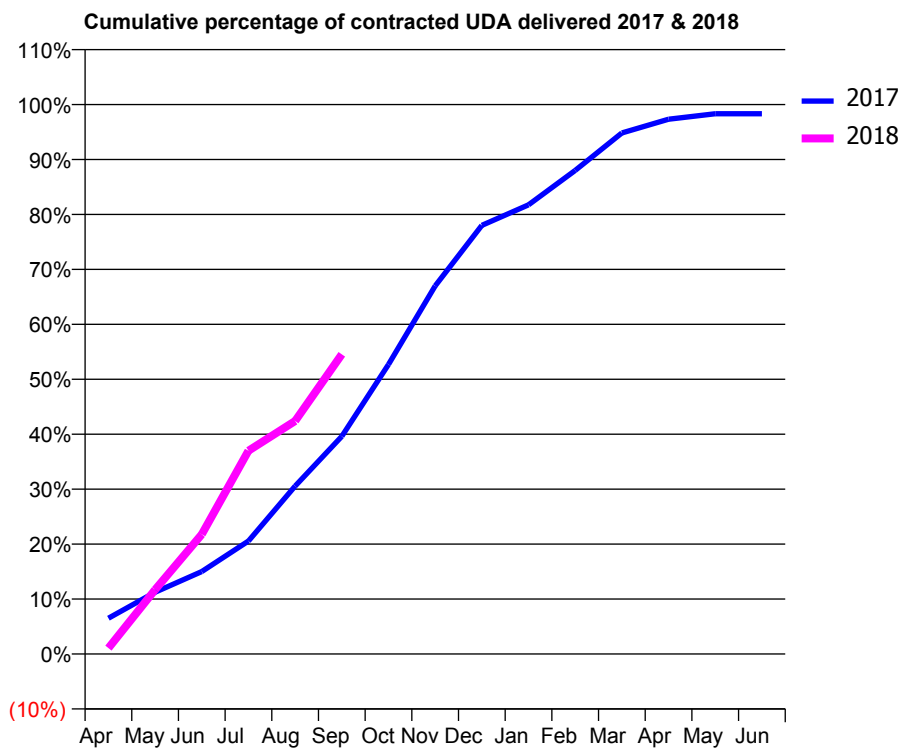
17/18 Contracted general activity (UDA)	480
Carry forward general activity (UDA)	0
17/18 Contracted orthodontic activity (UOA)	0
Carry forward orthodontic activity (UOA)	0
Baseline contract value	£14,220.33

ACCESS*

Patients seen in 24 months	Total	Change since previous quarter
Quarter ending September 2016	200	
Quarter ending December 2016	216	↑
Quarter ending March 2017	214	→
Quarter ending June 2017	222	↑
Quarter ending September 2017	220	→
Variance since September 2016	10.0%	↑



ACTIVITY



Month	Adjusted Scheduled Activity (UDA)	
	2017	2018
April	47	5
May	81	56
June	108	105
July	148	178
August	220	204
September	285	262
October	379	
November	482	
December	562	
January	589	
February	634	
March	683	
April	701	
May	708	
June	708	

QUALITY

	Quantity	Base Number	Contract	LHB	Wales
% of FP17s for the same patient ID Re-attending within 3 months - Children	0	1	0.0%	8.5%	10.9%
% of FP17s for the same patient ID Re-attending within 3 months - Adults	4	84	4.8%	15.0%	16.2%
% of FP17s for the same patient ID Re-attending between 3 & 9 months - Children	0	1	0.0%	58.0%	58.9%
% of FP17s for the same patient ID Re-attending between 3 & 9 months - Adults	12	84	14.3%	54.7%	55.2%
% of FP17s for Band 1 Urgent Courses	4	73	5.5%	9.3%	9.1%
% of FP17s Relating to Free Repair or Replacements	0	73	0.0%	0.8%	0.8%
% of FP17s Relating to Continuations	0	73	0.0%	0.7%	0.8%
% of Patients satisfied with the dentistry they have received	0	1	N/A	91.3%	92.0%
% of Patients satisfied with the time they had to wait for an appointment	1	1	N/A	86.7%	87.6%

* This is based on patients treated on this contract for their most recent course of treatment. Figures in italics indicate the base number of FP17s or Patient Questionnaire responses are less than 100. N/A is shown where the base number of responses is less than 10 during the period. % is calculated as Quantity/Base number*100

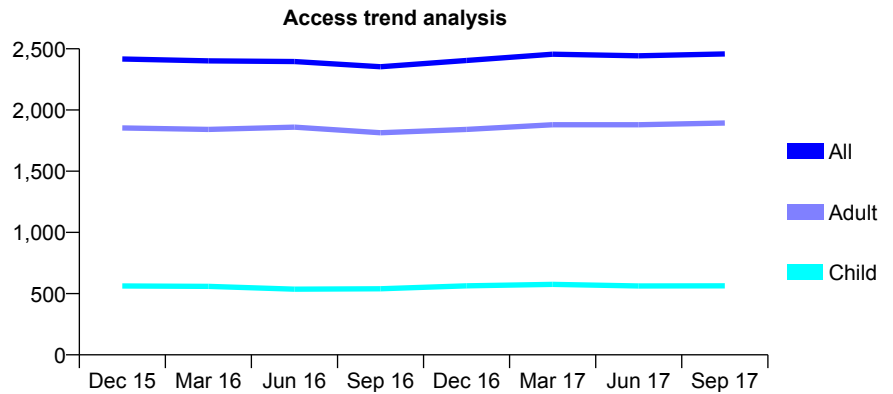
7A6 - Vital Signs At a Glance Contract Report for 729604/0001 - September 2017

Name or company name	MR RE COLLINS
Contract type name	GDS Contract
Purpose of contract	General
Contract start date	01/04/2006
Contract end date	

17/18 Contracted general activity (UDA)	6,819
Carry forward general activity (UDA)	-286
17/18 Contracted orthodontic activity (UOA)	0
Carry forward orthodontic activity (UOA)	0
Baseline contract value	£170,105.16

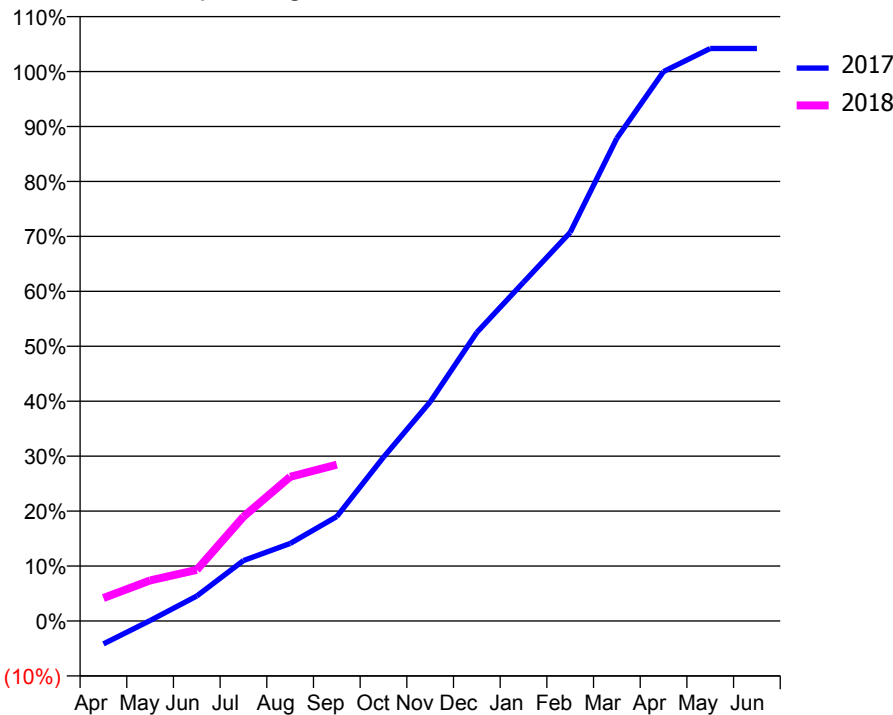
ACCESS*

Patients seen in 24 months	Total	Change since previous quarter
Quarter ending September 2016	2,354	
Quarter ending December 2016	2,405	↑
Quarter ending March 2017	2,456	↑
Quarter ending June 2017	2,443	→
Quarter ending September 2017	2,458	→
Variance since September 2016	4.4%	↑



ACTIVITY

Cumulative percentage of contracted UDA delivered 2017 & 2018



Month	Adjusted Scheduled Activity (UDA)	
	2017	2018
April	-286	286
May	5	503
June	310	635
July	750	1,295
August	963	1,790
September	1,296	1,941
October	2,033	
November	2,720	
December	3,581	
January	4,204	
February	4,822	
March	5,991	
April	6,818	
May	7,105	
June	7,105	

QUALITY

	Quantity	Base Number	Contract	LHB	Wales
% of FP17s for the same patient ID Re-attending within 3 months - Children	9	211	4.3%	8.5%	10.9%
% of FP17s for the same patient ID Re-attending within 3 months - Adults	40	742	5.4%	15.0%	16.2%
% of FP17s for the same patient ID Re-attending between 3 & 9 months - Children	49	211	23.2%	58.0%	58.9%
% of FP17s for the same patient ID Re-attending between 3 & 9 months - Adults	259	742	34.9%	54.7%	55.2%
% of FP17s for Band 1 Urgent Courses	2	614	0.3%	9.3%	9.1%
% of FP17s Relating to Free Repair or Replacements	7	614	1.1%	0.8%	0.8%
% of FP17s Relating to Continuations	1	614	0.2%	0.7%	0.8%
% of Patients satisfied with the dentistry they have received	5	5	N/A	91.3%	92.0%
% of Patients satisfied with the time they had to wait for an appointment	3	5	N/A	86.7%	87.6%

* This is based on patients treated on this contract for their most recent course of treatment. Figures in italics indicate the base number of FP17s or Patient Questionnaire responses are less than 100. N/A is shown where the base number of responses is less than 10 during the period. % is calculated as Quantity/Base number*100

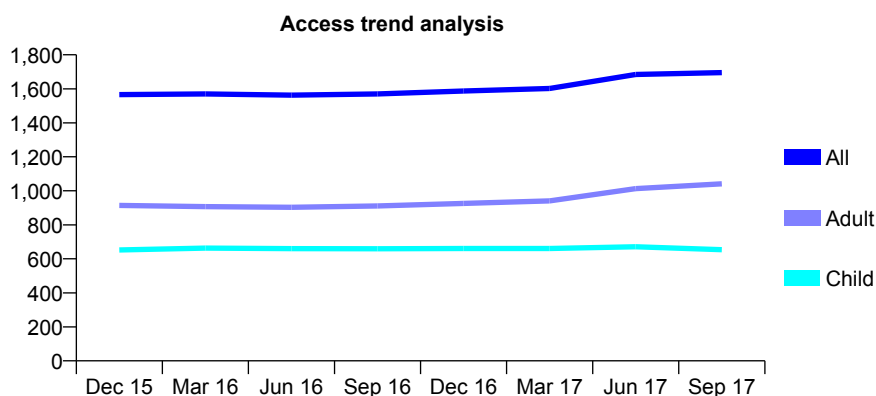
7A6 - Vital Signs At a Glance Contract Report for 738239/0001 - September 2017

Name or company name	Angel Way Dental Care
Contract type name	GDS Contract
Purpose of contract	General
Contract start date	01/04/2006
Contract end date	

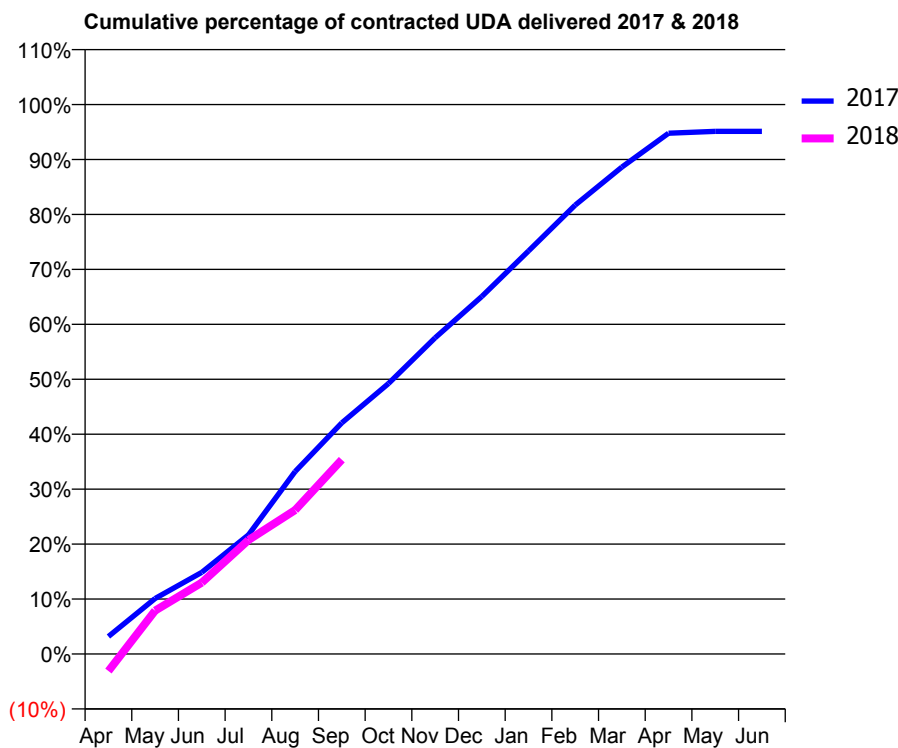
17/18 Contracted general activity (UDA)	6,374
Carry forward general activity (UDA)	312
17/18 Contracted orthodontic activity (UOA)	0
Carry forward orthodontic activity (UOA)	0
Baseline contract value	£187,684.84

ACCESS*

Patients seen in 24 months	Total	Change since previous quarter
Quarter ending September 2016	1,570	
Quarter ending December 2016	1,587	→
Quarter ending March 2017	1,602	→
Quarter ending June 2017	1,684	↑
Quarter ending September 2017	1,695	→
Variance since September 2016	8.0%	↑



ACTIVITY



Month	Adjusted Scheduled Activity (UDA)	
	2017	2018
April	203	-199
May	645	504
June	947	829
July	1,382	1,322
August	2,116	1,669
September	2,681	2,254
October	3,138	
November	3,668	
December	4,148	
January	4,674	
February	5,207	
March	5,648	
April	6,041	
May	6,063	
June	6,062	

QUALITY

	Quantity	Base Number	Contract	LHB	Wales
% of FP17s for the same patient ID Re-attending within 3 months - Children	30	469	6.4%	8.5%	10.9%
% of FP17s for the same patient ID Re-attending within 3 months - Adults	87	692	12.6%	15.0%	16.2%
% of FP17s for the same patient ID Re-attending between 3 & 9 months - Children	213	469	45.4%	58.0%	58.9%
% of FP17s for the same patient ID Re-attending between 3 & 9 months - Adults	263	692	38.0%	54.7%	55.2%
% of FP17s for Band 1 Urgent Courses	11	989	1.1%	9.3%	9.1%
% of FP17s Relating to Free Repair or Replacements	4	989	0.4%	0.8%	0.8%
% of FP17s Relating to Continuations	7	989	0.7%	0.7%	0.8%
% of Patients satisfied with the dentistry they have received	10	12	83.3%	91.3%	92.0%
% of Patients satisfied with the time they had to wait for an appointment	12	12	100.0%	86.7%	87.6%

* This is based on patients treated on this contract for their most recent course of treatment. Figures in italics indicate the base number of FP17s or Patient Questionnaire responses are less than 100. N/A is shown where the base number of responses is less than 10 during the period. % is calculated as Quantity/Base number*100

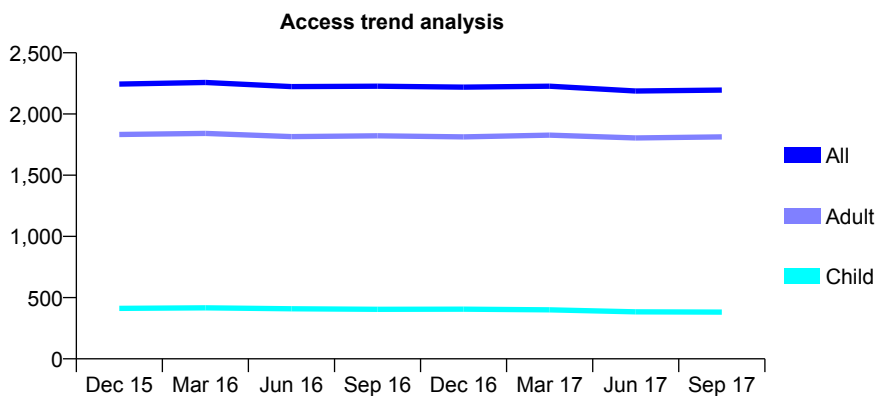
7A6 - Vital Signs At a Glance Contract Report for 742481/0001 - September 2017

Name or company name	MISS J WOODWARD
Contract type name	GDS Contract
Purpose of contract	General
Contract start date	01/04/2006
Contract end date	

17/18 Contracted general activity (UDA)	6,911
Carry forward general activity (UDA)	362
17/18 Contracted orthodontic activity (UOA)	0
Carry forward orthodontic activity (UOA)	0
Baseline contract value	£145,908.88

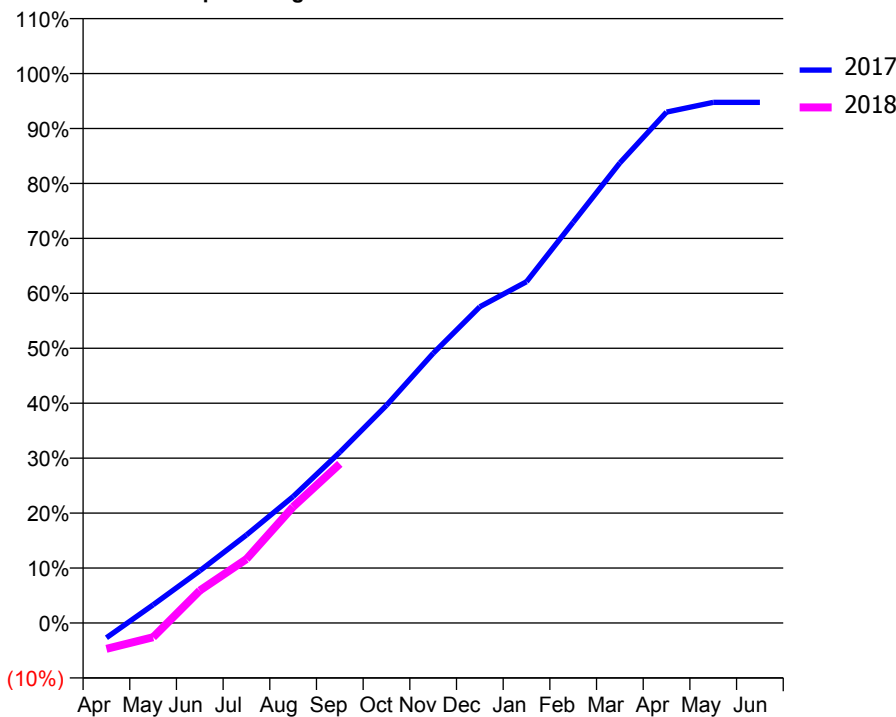
ACCESS*

Patients seen in 24 months	Total	Change since previous quarter
Quarter ending September 2016	2,227	
Quarter ending December 2016	2,219	→
Quarter ending March 2017	2,227	→
Quarter ending June 2017	2,188	↓
Quarter ending September 2017	2,195	→
Variance since September 2016	(1.4%)	↓



ACTIVITY

Cumulative percentage of contracted UDA delivered 2017 & 2018



Month	Adjusted Scheduled Activity (UDA)	
	2017	2018
April	-186	-326
May	229	-180
June	657	408
July	1,108	805
August	1,591	1,462
September	2,148	2,002
October	2,738	
November	3,392	
December	3,976	
January	4,293	
February	5,040	
March	5,787	
April	6,425	
May	6,548	
June	6,549	

QUALITY

	Quantity	Base Number	Contract	LHB	Wales
% of FP17s for the same patient ID Re-attending within 3 months - Children	26	295	8.8%	8.5%	10.9%
% of FP17s for the same patient ID Re-attending within 3 months - Adults	163	1,105	14.8%	15.0%	16.2%
% of FP17s for the same patient ID Re-attending between 3 & 9 months - Children	196	295	66.4%	58.0%	58.9%
% of FP17s for the same patient ID Re-attending between 3 & 9 months - Adults	411	1,105	37.2%	54.7%	55.2%
% of FP17s for Band 1 Urgent Courses	74	1,097	6.7%	9.3%	9.1%
% of FP17s Relating to Free Repair or Replacements	11	1,097	1.0%	0.8%	0.8%
% of FP17s Relating to Continuations	25	1,097	2.3%	0.7%	0.8%
% of Patients satisfied with the dentistry they have received	13	14	92.9%	91.3%	92.0%
% of Patients satisfied with the time they had to wait for an appointment	11	14	78.6%	86.7%	87.6%

* This is based on patients treated on this contract for their most recent course of treatment. Figures in italics indicate the base number of FP17s or Patient Questionnaire responses are less than 100. N/A is shown where the base number of responses is less than 10 during the period. % is calculated as Quantity/Base number*100

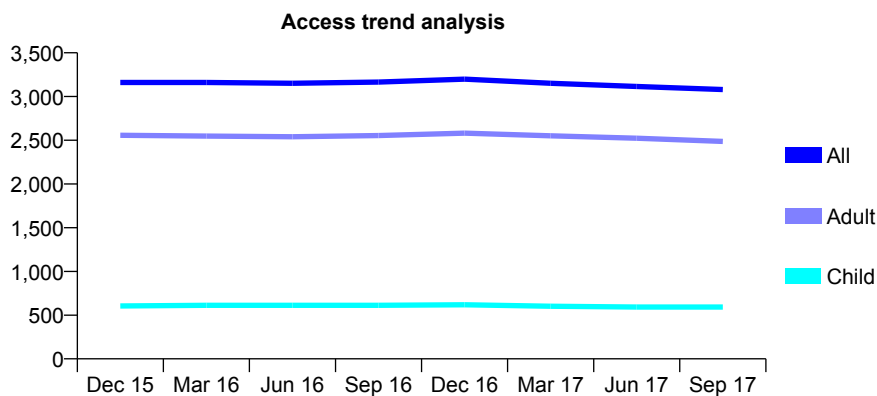
7A6 - Vital Signs At a Glance Contract Report for 767077/0001 - September 2017

Name or company name	MISS N MAHMOOD
Contract type name	GDS Contract
Purpose of contract	General
Contract start date	01/04/2006
Contract end date	

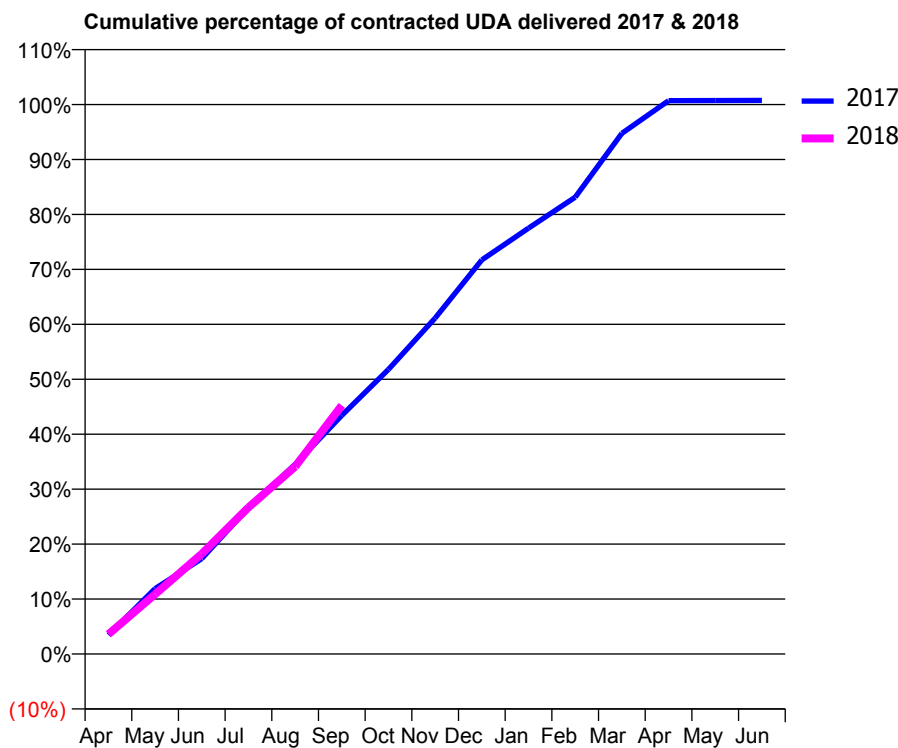
17/18 Contracted general activity (UDA)	10,435
Carry forward general activity (UDA)	-79
17/18 Contracted orthodontic activity (UOA)	0
Carry forward orthodontic activity (UOA)	0
Baseline contract value	£247,588.46

ACCESS*

Patients seen in 24 months	Total	Change since previous quarter
Quarter ending September 2016	3,165	
Quarter ending December 2016	3,199	→
Quarter ending March 2017	3,152	↓
Quarter ending June 2017	3,115	↓
Quarter ending September 2017	3,080	↓
Variance since September 2016	(2.7%)	↓



ACTIVITY



Month	Adjusted Scheduled Activity (UDA)	
	2017	2018
April	360	375
May	1,242	1,137
June	1,811	1,902
July	2,780	2,784
August	3,603	3,558
September	4,531	4,721
October	5,404	
November	6,380	
December	7,484	
January	8,086	
February	8,674	
March	9,888	
April	10,509	
May	10,511	
June	10,514	

QUALITY

	Quantity	Base Number	Contract	LHB	Wales
% of FP17s for the same patient ID Re-attending within 3 months - Children	19	499	3.8%	8.5%	10.9%
% of FP17s for the same patient ID Re-attending within 3 months - Adults	180	2,134	8.4%	15.0%	16.2%
% of FP17s for the same patient ID Re-attending between 3 & 9 months - Children	372	499	74.5%	58.0%	58.9%
% of FP17s for the same patient ID Re-attending between 3 & 9 months - Adults	1,467	2,134	68.7%	54.7%	55.2%
% of FP17s for Band 1 Urgent Courses	127	2,394	5.3%	9.3%	9.1%
% of FP17s Relating to Free Repair or Replacements	13	2,394	0.5%	0.8%	0.8%
% of FP17s Relating to Continuations	12	2,394	0.5%	0.7%	0.8%
% of Patients satisfied with the dentistry they have received	20	21	95.2%	91.3%	92.0%
% of Patients satisfied with the time they had to wait for an appointment	18	21	85.7%	86.7%	87.6%

* This is based on patients treated on this contract for their most recent course of treatment. Figures in italics indicate the base number of FP17s or Patient Questionnaire responses are less than 100. N/A is shown where the base number of responses is less than 10 during the period. % is calculated as Quantity/Base number*100

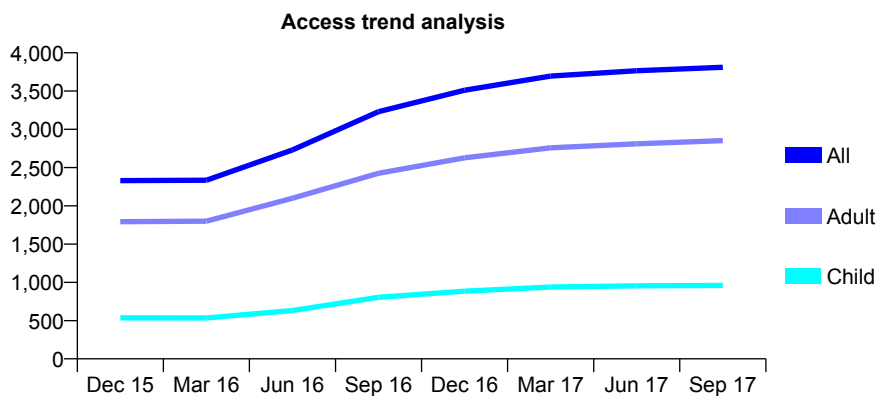
7A6 - Vital Signs At a Glance Contract Report for 782572/0001 - September 2017

Name or company name	MR JD COOK
Contract type name	GDS Contract
Purpose of contract	General
Contract start date	01/08/2010
Contract end date	

17/18 Contracted general activity (UDA)	13,868
Carry forward general activity (UDA)	-693
17/18 Contracted orthodontic activity (UOA)	0
Carry forward orthodontic activity (UOA)	0
Baseline contract value	£299,062.74

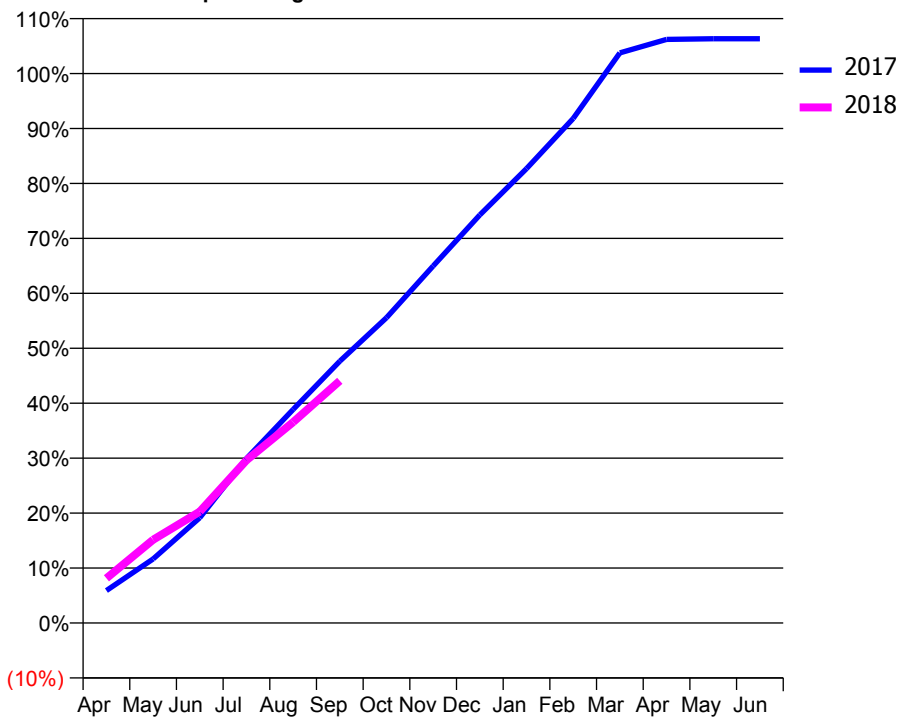
ACCESS*

Patients seen in 24 months	Total	Change since previous quarter
Quarter ending September 2016	3,230	
Quarter ending December 2016	3,511	↑
Quarter ending March 2017	3,696	↑
Quarter ending June 2017	3,765	→
Quarter ending September 2017	3,811	→
Variance since September 2016	18.0%	↑



ACTIVITY

Cumulative percentage of contracted UDA delivered 2017 & 2018



Month	Adjusted Scheduled Activity (UDA)	
	2017	2018
April	820	1,128
May	1,616	2,101
June	2,656	2,811
July	4,152	4,107
August	5,389	5,070
September	6,607	6,114
October	7,705	
November	9,012	
December	10,301	
January	11,467	
February	12,734	
March	14,387	
April	14,728	
May	14,744	
June	14,744	

QUALITY

	Quantity	Base Number	Contract	LHB	Wales
% of FP17s for the same patient ID Re-attending within 3 months - Children	74	791	9.4%	8.5%	10.9%
% of FP17s for the same patient ID Re-attending within 3 months - Adults	309	2,219	13.9%	15.0%	16.2%
% of FP17s for the same patient ID Re-attending between 3 & 9 months - Children	549	791	69.4%	58.0%	58.9%
% of FP17s for the same patient ID Re-attending between 3 & 9 months - Adults	1,322	2,219	59.6%	54.7%	55.2%
% of FP17s for Band 1 Urgent Courses	313	2,859	10.9%	9.3%	9.1%
% of FP17s Relating to Free Repair or Replacements	18	2,859	0.6%	0.8%	0.8%
% of FP17s Relating to Continuations	22	2,859	0.8%	0.7%	0.8%
% of Patients satisfied with the dentistry they have received	25	25	100.0%	91.3%	92.0%
% of Patients satisfied with the time they had to wait for an appointment	25	25	100.0%	86.7%	87.6%

* This is based on patients treated on this contract for their most recent course of treatment. Figures in italics indicate the base number of FP17s or Patient Questionnaire responses are less than 100. N/A is shown where the base number of responses is less than 10 during the period. % is calculated as Quantity/Base number*100

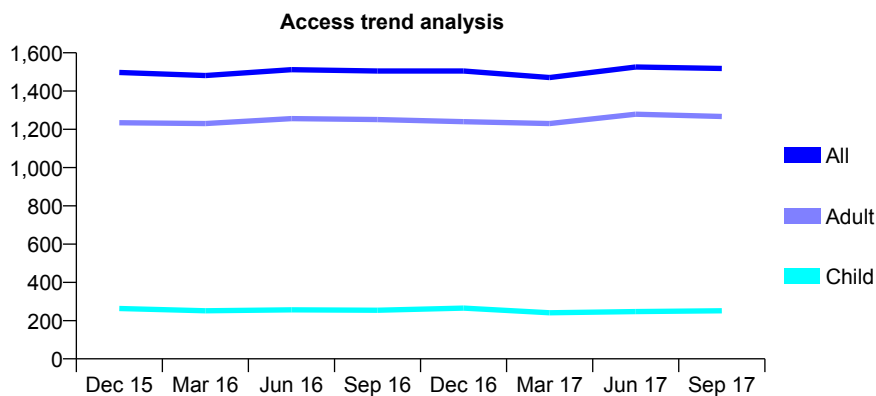
7A6 - Vital Signs At a Glance Contract Report for 801933/0002 - September 2017

Name or company name	MR LH RICH
Contract type name	GDS Contract
Purpose of contract	General
Contract start date	06/05/2013
Contract end date	

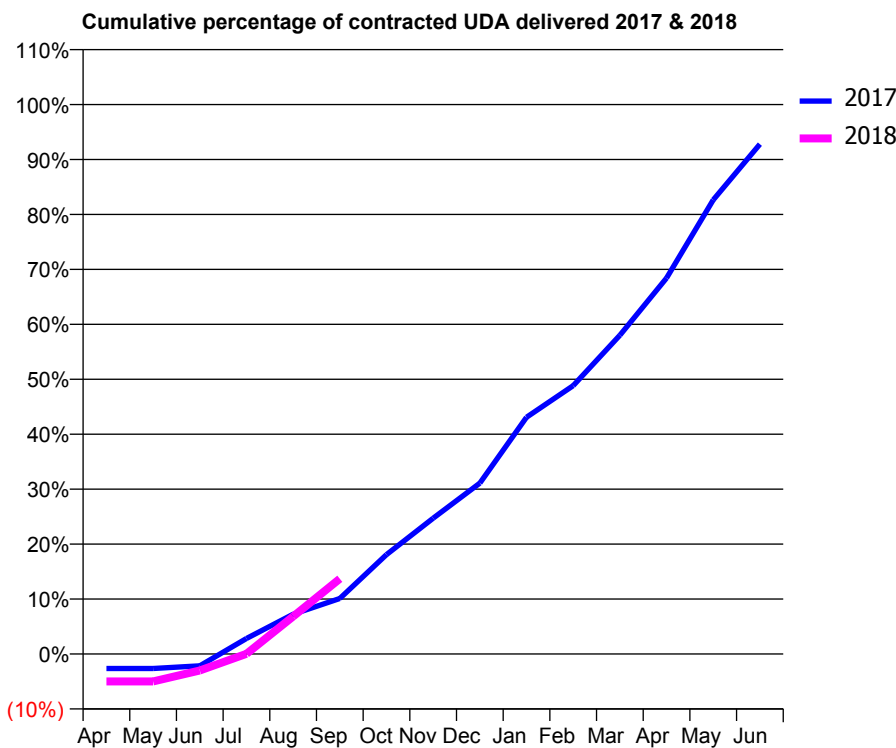
17/18 Contracted general activity (UDA)	4,550
Carry forward general activity (UDA)	228
17/18 Contracted orthodontic activity (UOA)	0
Carry forward orthodontic activity (UOA)	0
Baseline contract value	£99,960.17

ACCESS*

Patients seen in 24 months	Total	Change since previous quarter
Quarter ending September 2016	1,505	
Quarter ending December 2016	1,505	→
Quarter ending March 2017	1,471	↓
Quarter ending June 2017	1,526	↑
Quarter ending September 2017	1,518	→
Variance since September 2016	0.9%	→



ACTIVITY



Month	Adjusted Scheduled Activity (UDA)	
	2017	2018
April	-121	-228
May	-121	-228
June	-99	-137
July	128	2
August	329	311
September	460	623
October	824	
November	1,125	
December	1,415	
January	1,961	
February	2,223	
March	2,640	
April	3,113	
May	3,760	
June	4,222	

QUALITY

	Quantity	Base Number	Contract	LHB	Wales
% of FP17s for the same patient ID Re-attending within 3 months - Children	6	146	4.1%	8.5%	10.9%
% of FP17s for the same patient ID Re-attending within 3 months - Adults	91	785	11.6%	15.0%	16.2%
% of FP17s for the same patient ID Re-attending between 3 & 9 months - Children	45	146	30.8%	58.0%	58.9%
% of FP17s for the same patient ID Re-attending between 3 & 9 months - Adults	288	785	36.7%	54.7%	55.2%
% of FP17s for Band 1 Urgent Courses	0	396	0.0%	9.3%	9.1%
% of FP17s Relating to Free Repair or Replacements	6	396	1.5%	0.8%	0.8%
% of FP17s Relating to Continuations	0	396	0.0%	0.7%	0.8%
% of Patients satisfied with the dentistry they have received	8	8	N/A	91.3%	92.0%
% of Patients satisfied with the time they had to wait for an appointment	6	8	N/A	86.7%	87.6%

* This is based on patients treated on this contract for their most recent course of treatment. Figures in italics indicate the base number of FP17s or Patient Questionnaire responses are less than 100. N/A is shown where the base number of responses is less than 10 during the period. % is calculated as Quantity/Base number*100

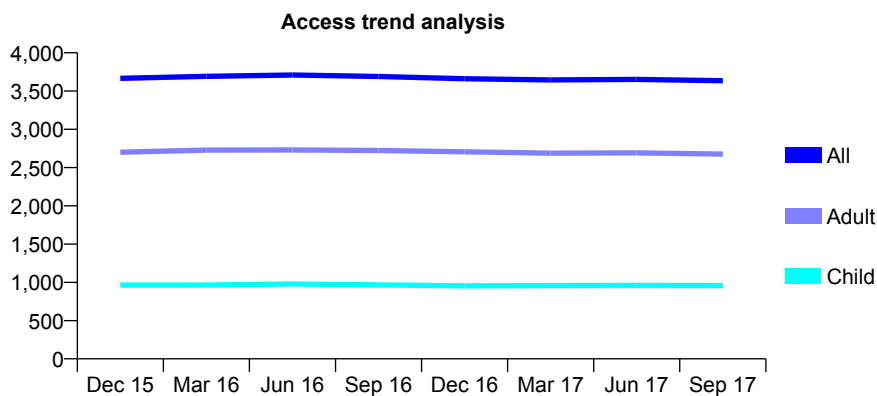
7A6 - Vital Signs At a Glance Contract Report for 919896/0001 - September 2017

Name or company name	MR DW EDWARDS
Contract type name	GDS Contract
Purpose of contract	General
Contract start date	01/04/2006
Contract end date	

17/18 Contracted general activity (UDA)	11,339
Carry forward general activity (UDA)	0
17/18 Contracted orthodontic activity (UOA)	0
Carry forward orthodontic activity (UOA)	0
Baseline contract value	£261,249.02

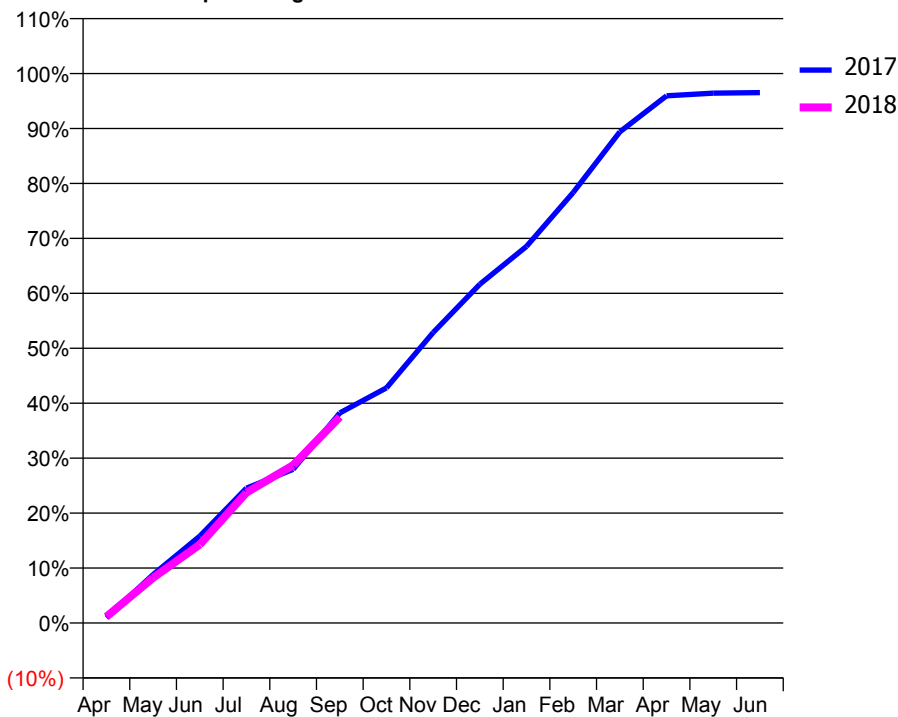
ACCESS*

Patients seen in 24 months	Total	Change since previous quarter
Quarter ending September 2016	3,691	
Quarter ending December 2016	3,661	→
Quarter ending March 2017	3,646	→
Quarter ending June 2017	3,652	→
Quarter ending September 2017	3,634	→
Variance since September 2016	(1.5%)	↓



ACTIVITY

Cumulative percentage of contracted UDA delivered 2017 & 2018



Month	Adjusted Scheduled Activity (UDA)	
	2017	2018
April	110	132
May	1,001	934
June	1,794	1,620
July	2,782	2,691
August	3,172	3,257
September	4,336	4,252
October	4,854	
November	5,995	
December	6,990	
January	7,772	
February	8,883	
March	10,136	
April	10,879	
May	10,933	
June	10,945	

QUALITY

	Quantity	Base Number	Contract	LHB	Wales
% of FP17s for the same patient ID Re-attending within 3 months - Children	49	837	5.9%	8.5%	10.9%
% of FP17s for the same patient ID Re-attending within 3 months - Adults	254	2,053	12.4%	15.0%	16.2%
% of FP17s for the same patient ID Re-attending between 3 & 9 months - Children	572	837	68.3%	58.0%	58.9%
% of FP17s for the same patient ID Re-attending between 3 & 9 months - Adults	1,143	2,053	55.7%	54.7%	55.2%
% of FP17s for Band 1 Urgent Courses	168	2,519	6.7%	9.3%	9.1%
% of FP17s Relating to Free Repair or Replacements	12	2,519	0.5%	0.8%	0.8%
% of FP17s Relating to Continuations	31	2,519	1.2%	0.7%	0.8%
% of Patients satisfied with the dentistry they have received	17	17	100.0%	91.3%	92.0%
% of Patients satisfied with the time they had to wait for an appointment	16	17	94.1%	86.7%	87.6%

* This is based on patients treated on this contract for their most recent course of treatment. Figures in italics indicate the base number of FP17s or Patient Questionnaire responses are less than 100. N/A is shown where the base number of responses is less than 10 during the period. % is calculated as Quantity/Base number*100

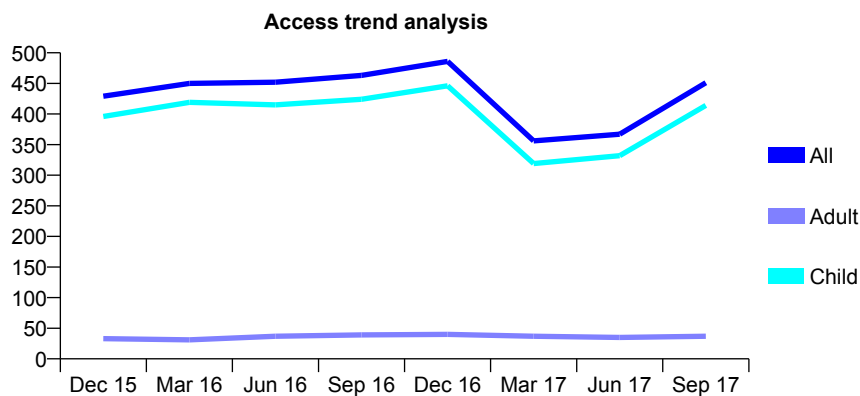
7A6 - Vital Signs At a Glance Contract Report for 929018/0001 - September 2017

Name or company name	Skyrunner Limited
Contract type name	GDS Contract
Purpose of contract	General
Contract start date	01/04/2006
Contract end date	

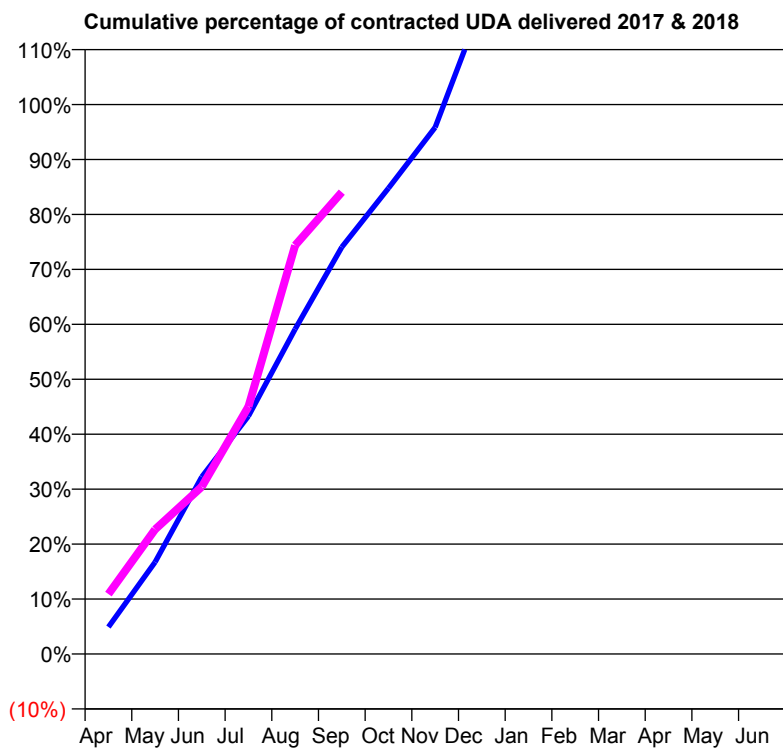
17/18 Contracted general activity (UDA)	569
Carry forward general activity (UDA)	-29
17/18 Contracted orthodontic activity (UOA)	0
Carry forward orthodontic activity (UOA)	0
Baseline contract value	£18,931.89

ACCESS*

Patients seen in 24 months	Total	Change since previous quarter
Quarter ending September 2016	463	
Quarter ending December 2016	486	↑
Quarter ending March 2017	356	↓
Quarter ending June 2017	367	↑
Quarter ending September 2017	451	↑
Variance since September 2016	(2.6%)	↓



ACTIVITY



Month	Adjusted Scheduled Activity (UDA)	
	2017	2018
April	28	62
May	95	129
June	183	173
July	246	256
August	336	423
September	421	478
October	482	
November	545	
December	672	
January	764	
February	769	
March	776	
April	777	
May	778	
June	778	

QUALITY

	Quantity	Base Number	Contract	LHB	Wales
% of FP17s for the same patient ID Re-attending within 3 months - Children	15	347	4.3%	8.5%	10.9%
% of FP17s for the same patient ID Re-attending within 3 months - Adults	1	14	7.1%	15.0%	16.2%
% of FP17s for the same patient ID Re-attending between 3 & 9 months - Children	165	347	47.6%	58.0%	58.9%
% of FP17s for the same patient ID Re-attending between 3 & 9 months - Adults	10	14	71.4%	54.7%	55.2%
% of FP17s for Band 1 Urgent Courses	1	359	0.3%	9.3%	9.1%
% of FP17s Relating to Free Repair or Replacements	0	359	0.0%	0.8%	0.8%
% of FP17s Relating to Continuations	0	359	0.0%	0.7%	0.8%
% of Patients satisfied with the dentistry they have received	0	0	N/A	91.3%	92.0%
% of Patients satisfied with the time they had to wait for an appointment	0	0	N/A	86.7%	87.6%

* This is based on patients treated on this contract for their most recent course of treatment. Figures in italics indicate the base number of FP17s or Patient Questionnaire responses are less than 100. N/A is shown where the base number of responses is less than 10 during the period. % is calculated as Quantity/Base number*100

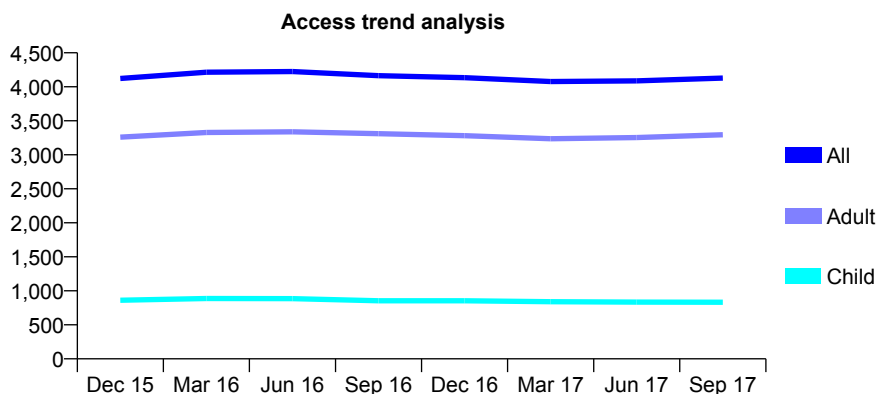
7A6 - Vital Signs At a Glance Contract Report for 952346/0001 - September 2017

Name or company name	MISS MH STANTON
Contract type name	GDS Contract
Purpose of contract	General
Contract start date	01/04/2006
Contract end date	

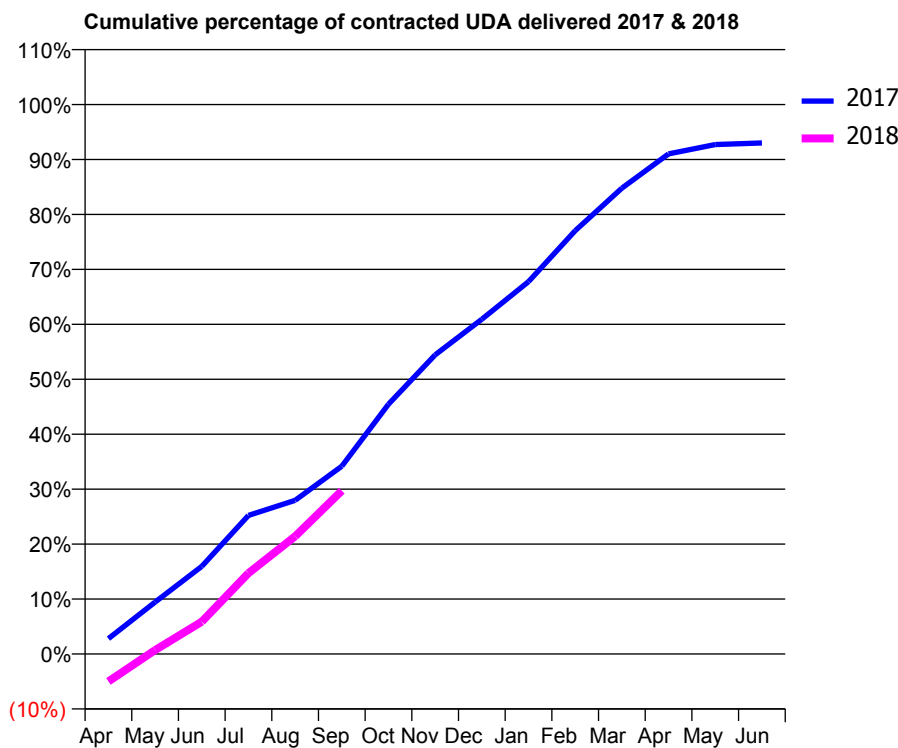
17/18 Contracted general activity (UDA)	14,876
Carry forward general activity (UDA)	744
17/18 Contracted orthodontic activity (UOA)	0
Carry forward orthodontic activity (UOA)	0
Baseline contract value	£443,431.13

ACCESS*

Patients seen in 24 months	Total	Change since previous quarter
Quarter ending September 2016	4,164	
Quarter ending December 2016	4,135	→
Quarter ending March 2017	4,077	↓
Quarter ending June 2017	4,087	→
Quarter ending September 2017	4,128	→
Variance since September 2016	(0.9%)	→



ACTIVITY



Month	Adjusted Scheduled Activity (UDA)	
	2017	2018
April	418	-744
May	1,404	108
June	2,374	876
July	3,753	2,190
August	4,160	3,187
September	5,086	4,419
October	6,763	
November	8,100	
December	9,062	
January	10,082	
February	11,458	
March	12,612	
April	13,541	
May	13,792	
June	13,835	

QUALITY

	Quantity	Base Number	Contract	LHB	Wales
% of FP17s for the same patient ID Re-attending within 3 months - Children	42	640	6.6%	8.5%	10.9%
% of FP17s for the same patient ID Re-attending within 3 months - Adults	454	2,617	17.3%	15.0%	16.2%
% of FP17s for the same patient ID Re-attending between 3 & 9 months - Children	399	640	62.3%	58.0%	58.9%
% of FP17s for the same patient ID Re-attending between 3 & 9 months - Adults	1,492	2,617	57.0%	54.7%	55.2%
% of FP17s for Band 1 Urgent Courses	256	2,740	9.3%	9.3%	9.1%
% of FP17s Relating to Free Repair or Replacements	37	2,740	1.4%	0.8%	0.8%
% of FP17s Relating to Continuations	34	2,740	1.2%	0.7%	0.8%
% of Patients satisfied with the dentistry they have received	31	35	88.6%	91.3%	92.0%
% of Patients satisfied with the time they had to wait for an appointment	31	35	88.6%	86.7%	87.6%

* This is based on patients treated on this contract for their most recent course of treatment. Figures in italics indicate the base number of FP17s or Patient Questionnaire responses are less than 100. N/A is shown where the base number of responses is less than 10 during the period. % is calculated as Quantity/Base number*100

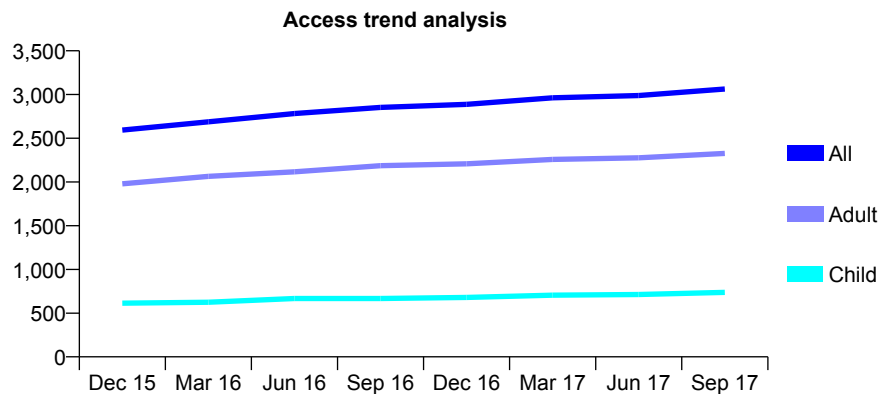
7A6 - Vital Signs At a Glance Contract Report for 965332/0001 - September 2017

Name or company name	94 Dental
Contract type name	GDS Contract
Purpose of contract	General
Contract start date	01/04/2011
Contract end date	

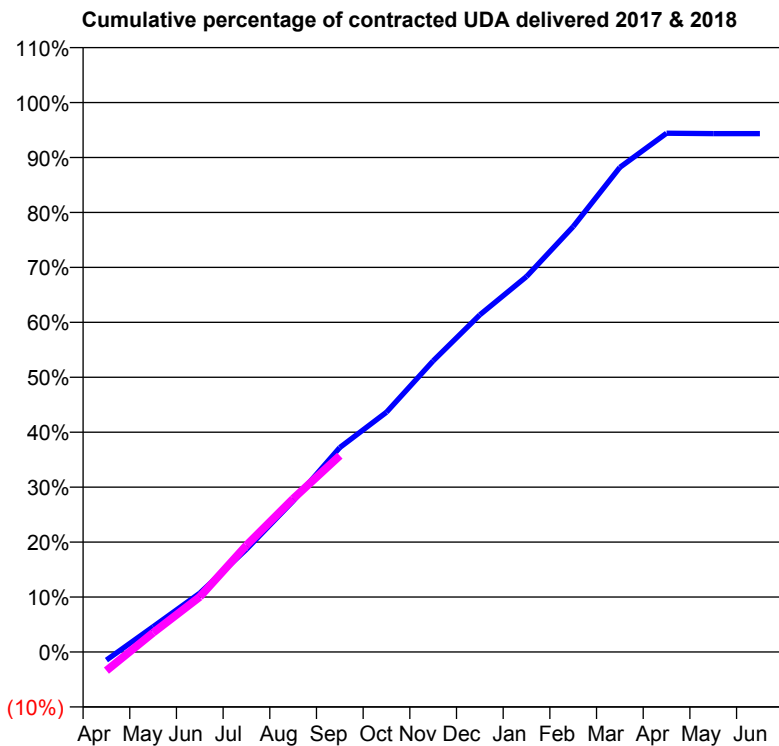
17/18 Contracted general activity (UDA)	10,011
Carry forward general activity (UDA)	567
17/18 Contracted orthodontic activity (UOA)	0
Carry forward orthodontic activity (UOA)	0
Baseline contract value	£243,592.70

ACCESS*

Patients seen in 24 months	Total	Change since previous quarter
Quarter ending September 2016	2,853	
Quarter ending December 2016	2,887	→
Quarter ending March 2017	2,963	↑
Quarter ending June 2017	2,989	→
Quarter ending September 2017	3,063	↑
Variance since September 2016	7.4%	↑



ACTIVITY



Month	Adjusted Scheduled Activity (UDA)	
	2017	2018
April	-148	-340
May	460	351
June	1,073	1,005
July	1,873	1,944
August	2,752	2,793
September	3,726	3,577
October	4,369	
November	5,303	
December	6,142	
January	6,839	
February	7,751	
March	8,828	
April	9,450	
May	9,444	
June	9,444	

QUALITY

	Quantity	Base Number	Contract	LHB	Wales
% of FP17s for the same patient ID Re-attending within 3 months - Children	31	643	4.8%	8.5%	10.9%
% of FP17s for the same patient ID Re-attending within 3 months - Adults	173	1,779	9.7%	15.0%	16.2%
% of FP17s for the same patient ID Re-attending between 3 & 9 months - Children	489	643	76.0%	58.0%	58.9%
% of FP17s for the same patient ID Re-attending between 3 & 9 months - Adults	1,250	1,779	70.3%	54.7%	55.2%
% of FP17s for Band 1 Urgent Courses	186	2,191	8.5%	9.3%	9.1%
% of FP17s Relating to Free Repair or Replacements	10	2,191	0.5%	0.8%	0.8%
% of FP17s Relating to Continuations	8	2,191	0.4%	0.7%	0.8%
% of Patients satisfied with the dentistry they have received	8	9	N/A	91.3%	92.0%
% of Patients satisfied with the time they had to wait for an appointment	8	9	N/A	86.7%	87.6%

* This is based on patients treated on this contract for their most recent course of treatment. Figures in italics indicate the base number of FP17s or Patient Questionnaire responses are less than 100. N/A is shown where the base number of responses is less than 10 during the period. % is calculated as Quantity/Base number*100

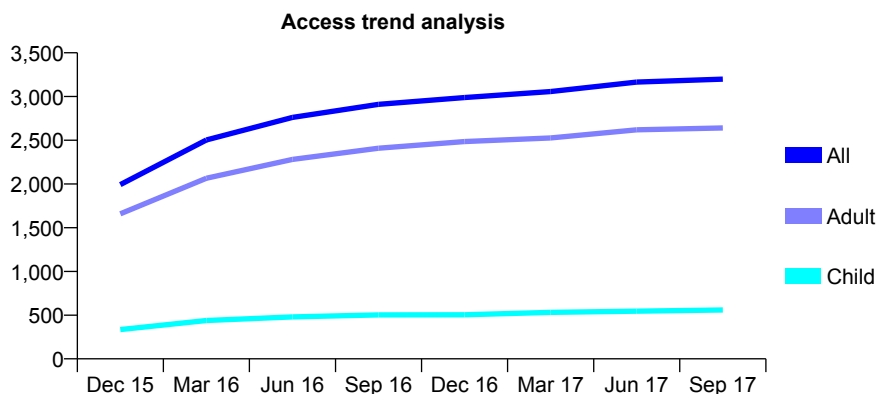
7A6 - Vital Signs At a Glance Contract Report for 972665/0001 - September 2017

Name or company name	MR AW BALE
Contract type name	GDS Contract
Purpose of contract	General
Contract start date	01/07/2015
Contract end date	

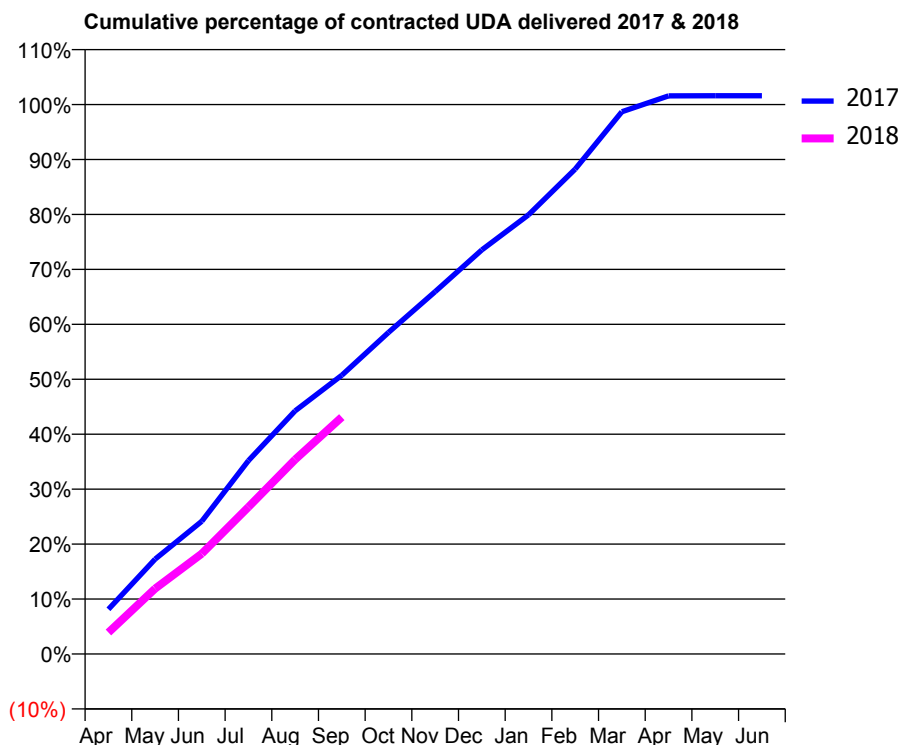
17/18 Contracted general activity (UDA)	10,765
Carry forward general activity (UDA)	0
17/18 Contracted orthodontic activity (UOA)	0
Carry forward orthodontic activity (UOA)	0
Baseline contract value	£252,476.46

ACCESS*

Patients seen in 24 months	Total	Change since previous quarter
Quarter ending September 2016	2,911	
Quarter ending December 2016	2,989	↑
Quarter ending March 2017	3,057	↑
Quarter ending June 2017	3,165	↑
Quarter ending September 2017	3,199	→
Variance since September 2016	9.9%	↑



ACTIVITY



Month	Adjusted Scheduled Activity (UDA)	
	2017	2018
April	877	422
May	1,860	1,280
June	2,601	1,966
July	3,788	2,879
August	4,763	3,810
September	5,461	4,640
October	6,299	
November	7,099	
December	7,916	
January	8,604	
February	9,501	
March	10,624	
April	10,934	
May	10,935	
June	10,937	

QUALITY

	Quantity	Base Number	Contract	LHB	Wales
% of FP17s for the same patient ID Re-attending within 3 months - Children	28	469	6.0%	8.5%	10.9%
% of FP17s for the same patient ID Re-attending within 3 months - Adults	204	2,155	9.5%	15.0%	16.2%
% of FP17s for the same patient ID Re-attending between 3 & 9 months - Children	301	469	64.2%	58.0%	58.9%
% of FP17s for the same patient ID Re-attending between 3 & 9 months - Adults	1,427	2,155	66.2%	54.7%	55.2%
% of FP17s for Band 1 Urgent Courses	166	2,476	6.7%	9.3%	9.1%
% of FP17s Relating to Free Repair or Replacements	17	2,476	0.7%	0.8%	0.8%
% of FP17s Relating to Continuations	21	2,476	0.8%	0.7%	0.8%
% of Patients satisfied with the dentistry they have received	10	10	100.0%	91.3%	92.0%
% of Patients satisfied with the time they had to wait for an appointment	9	10	90.0%	86.7%	87.6%

* This is based on patients treated on this contract for their most recent course of treatment. Figures in italics indicate the base number of FP17s or Patient Questionnaire responses are less than 100. N/A is shown where the base number of responses is less than 10 during the period. % is calculated as Quantity/Base number*100

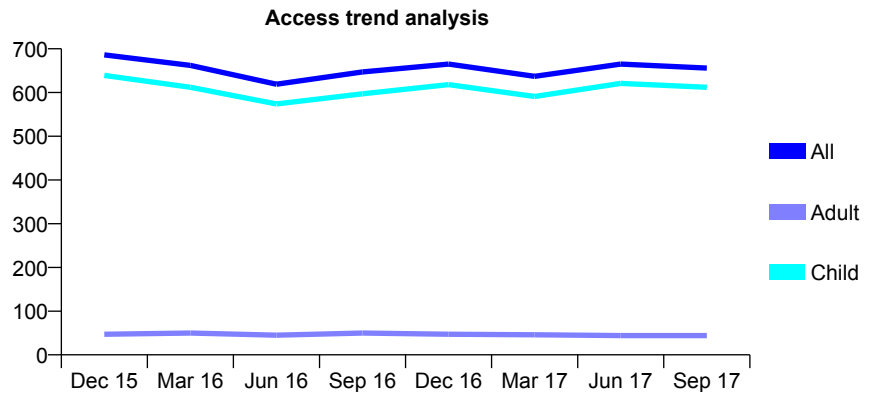
7A6 - Vital Signs At a Glance Contract Report for 980625/0001 - September 2017

Name or company name	MR PJ EVANS
Contract type name	GDS Contract
Purpose of contract	General
Contract start date	01/04/2006
Contract end date	

17/18 Contracted general activity (UDA)	1,756
Carry forward general activity (UDA)	-30
17/18 Contracted orthodontic activity (UOA)	0
Carry forward orthodontic activity (UOA)	0
Baseline contract value	£47,728.26

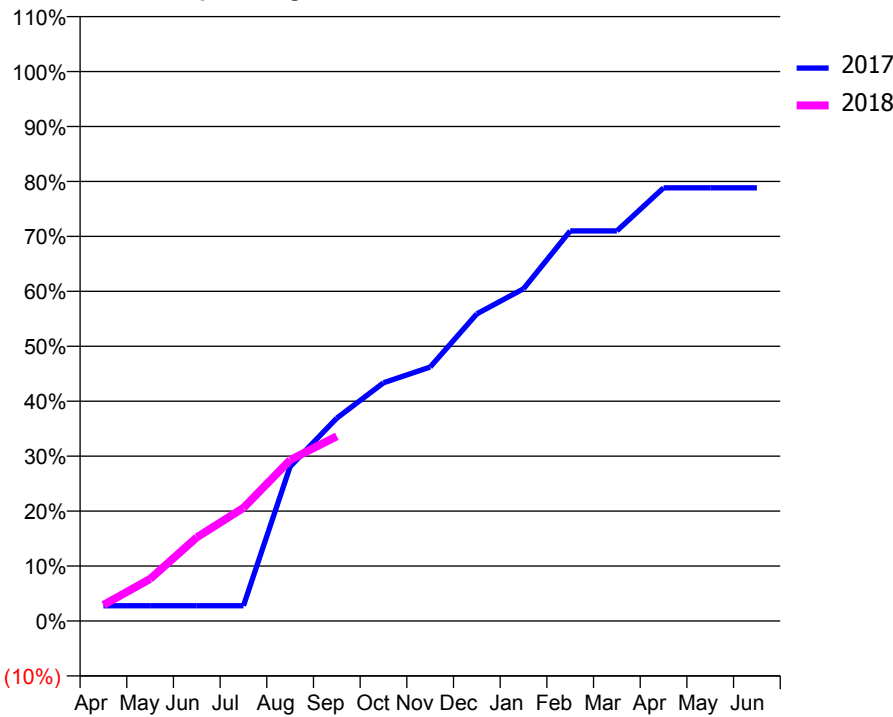
ACCESS*

Patients seen in 24 months	Total	Change since previous quarter
Quarter ending September 2016	647	
Quarter ending December 2016	665	↑
Quarter ending March 2017	637	↓
Quarter ending June 2017	665	↑
Quarter ending September 2017	656	↓
Variance since September 2016	1.4%	→



ACTIVITY

Cumulative percentage of contracted UDA delivered 2017 & 2018



Month	Adjusted Scheduled Activity (UDA)	
	2017	2018
April	49	51
May	49	134
June	49	268
July	49	362
August	494	515
September	648	591
October	761	
November	811	
December	982	
January	1,062	
February	1,247	
March	1,247	
April	1,384	
May	1,384	
June	1,384	

QUALITY

	Quantity	Base Number	Contract	LHB	Wales
% of FP17s for the same patient ID Re-attending within 3 months - Children	29	514	5.6%	8.5%	10.9%
% of FP17s for the same patient ID Re-attending within 3 months - Adults	0	1	0.0%	15.0%	16.2%
% of FP17s for the same patient ID Re-attending between 3 & 9 months - Children	334	514	65.0%	58.0%	58.9%
% of FP17s for the same patient ID Re-attending between 3 & 9 months - Adults	1	1	100.0%	54.7%	55.2%
% of FP17s for Band 1 Urgent Courses	8	406	2.0%	9.3%	9.1%
% of FP17s Relating to Free Repair or Replacements	0	406	0.0%	0.8%	0.8%
% of FP17s Relating to Continuations	2	406	0.5%	0.7%	0.8%
% of Patients satisfied with the dentistry they have received	0	0	N/A	91.3%	92.0%
% of Patients satisfied with the time they had to wait for an appointment	0	0	N/A	86.7%	87.6%

* This is based on patients treated on this contract for their most recent course of treatment. Figures in italics indicate the base number of FP17s or Patient Questionnaire responses are less than 100. N/A is shown where the base number of responses is less than 10 during the period. % is calculated as Quantity/Base number*100

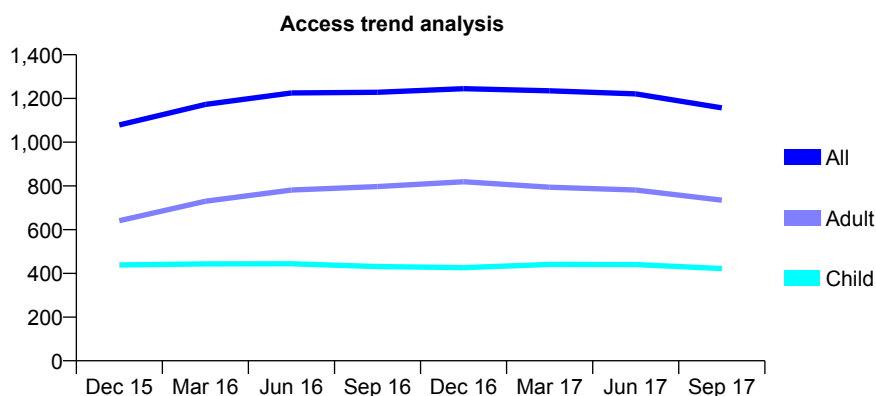
7A7 - Vital Signs At a Glance Contract Report for 108820/0001 - September 2017

Name or company name	The Severnside Limited Partnership
Contract type name	GDS Contract
Purpose of contract	General
Contract start date	27/10/2013
Contract end date	

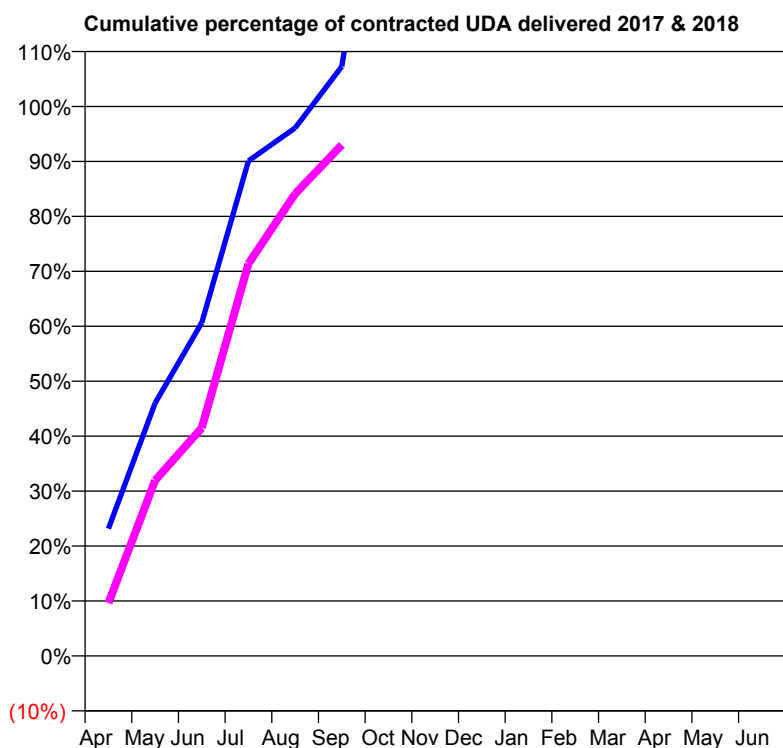
17/18 Contracted general activity (UDA)	1,268
Carry forward general activity (UDA)	0
17/18 Contracted orthodontic activity (UOA)	0
Carry forward orthodontic activity (UOA)	0
Baseline contract value	£36,349.57

ACCESS*

Patients seen in 24 months	Total	Change since previous quarter
Quarter ending September 2016	1,228	
Quarter ending December 2016	1,245	→
Quarter ending March 2017	1,235	→
Quarter ending June 2017	1,221	↓
Quarter ending September 2017	1,157	↓
Variance since September 2016	(5.8%)	↓



ACTIVITY



Month	Adjusted Scheduled Activity (UDA)	
	2017	2018
April	294	122
May	584	405
June	769	526
July	1,142	905
August	1,218	1,066
September	1,360	1,179
October	2,018	
November	2,334	
December	2,491	
January	2,681	
February	2,848	
March	3,284	
April	3,383	
May	3,383	
June	3,383	

QUALITY

	Quantity	Base Number	Contract	LHB	Wales
% of FP17s for the same patient ID Re-attending within 3 months - Children	23	295	7.8%	7.8%	10.9%
% of FP17s for the same patient ID Re-attending within 3 months - Adults	63	413	15.3%	13.9%	16.2%
% of FP17s for the same patient ID Re-attending between 3 & 9 months - Children	171	295	58.0%	54.4%	58.9%
% of FP17s for the same patient ID Re-attending between 3 & 9 months - Adults	218	413	52.8%	51.5%	55.2%
% of FP17s for Band 1 Urgent Courses	2	653	0.3%	10.3%	9.1%
% of FP17s Relating to Free Repair or Replacements	0	653	0.0%	0.6%	0.8%
% of FP17s Relating to Continuations	25	653	3.8%	1.2%	0.8%
% of Patients satisfied with the dentistry they have received	20	23	87.0%	90.9%	92.0%
% of Patients satisfied with the time they had to wait for an appointment	19	23	82.6%	86.4%	87.6%

* This is based on patients treated on this contract for their most recent course of treatment. Figures in italics indicate the base number of FP17s or Patient Questionnaire responses are less than 100. N/A is shown where the base number of responses is less than 10 during the period. % is calculated as Quantity/Base number*100

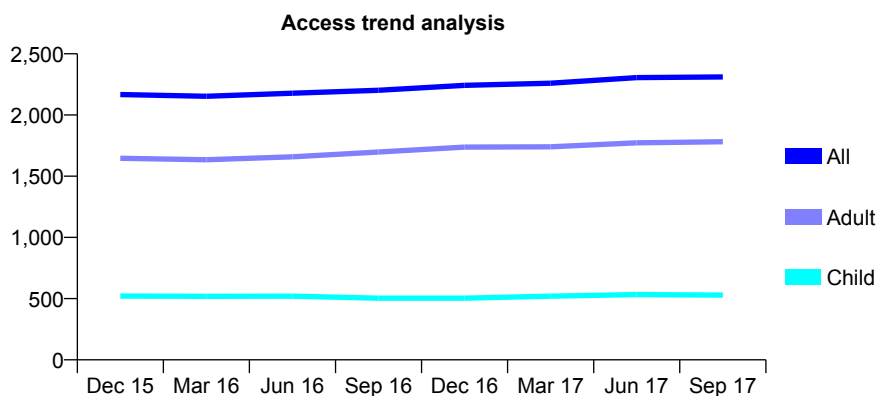
7A7 - Vital Signs At a Glance Contract Report for 111155/0001 - September 2017

Name or company name	Professor St John Crean, ME Northmore ar
Contract type name	GDS Contract
Purpose of contract	General
Contract start date	20/09/2013
Contract end date	

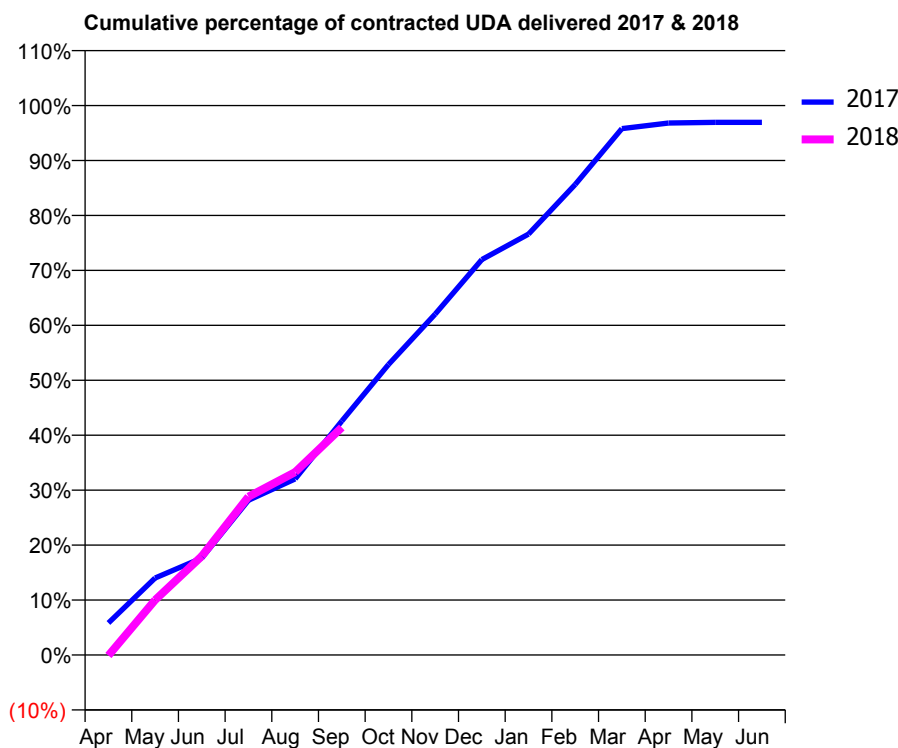
17/18 Contracted general activity (UDA)	6,730
Carry forward general activity (UDA)	207
17/18 Contracted orthodontic activity (UOA)	0
Carry forward orthodontic activity (UOA)	0
Baseline contract value	£151,384.07

ACCESS*

Patients seen in 24 months	Total	Change since previous quarter
Quarter ending September 2016	2,202	
Quarter ending December 2016	2,242	→
Quarter ending March 2017	2,260	→
Quarter ending June 2017	2,306	↑
Quarter ending September 2017	2,311	→
Variance since September 2016	5.0%	↑



ACTIVITY



Month	Adjusted Scheduled Activity (UDA)	
	2017	2018
April	392	-8
May	942	673
June	1,188	1,211
July	1,895	1,940
August	2,157	2,239
September	2,866	2,787
October	3,558	
November	4,176	
December	4,842	
January	5,156	
February	5,762	
March	6,448	
April	6,516	
May	6,523	
June	6,523	

QUALITY

	Quantity	Base Number	Contract	LHB	Wales
% of FP17s for the same patient ID Re-attending within 3 months - Children	24	375	6.4%	7.8%	10.9%
% of FP17s for the same patient ID Re-attending within 3 months - Adults	211	1,164	18.1%	13.9%	16.2%
% of FP17s for the same patient ID Re-attending between 3 & 9 months - Children	239	375	63.7%	54.4%	58.9%
% of FP17s for the same patient ID Re-attending between 3 & 9 months - Adults	600	1,164	51.5%	51.5%	55.2%
% of FP17s for Band 1 Urgent Courses	146	1,501	9.7%	10.3%	9.1%
% of FP17s Relating to Free Repair or Replacements	3	1,501	0.2%	0.6%	0.8%
% of FP17s Relating to Continuations	20	1,501	1.3%	1.2%	0.8%
% of Patients satisfied with the dentistry they have received	53	58	91.4%	90.9%	92.0%
% of Patients satisfied with the time they had to wait for an appointment	48	58	82.8%	86.4%	87.6%

* This is based on patients treated on this contract for their most recent course of treatment. Figures in italics indicate the base number of FP17s or Patient Questionnaire responses are less than 100. N/A is shown where the base number of responses is less than 10 during the period. % is calculated as Quantity/Base number*100

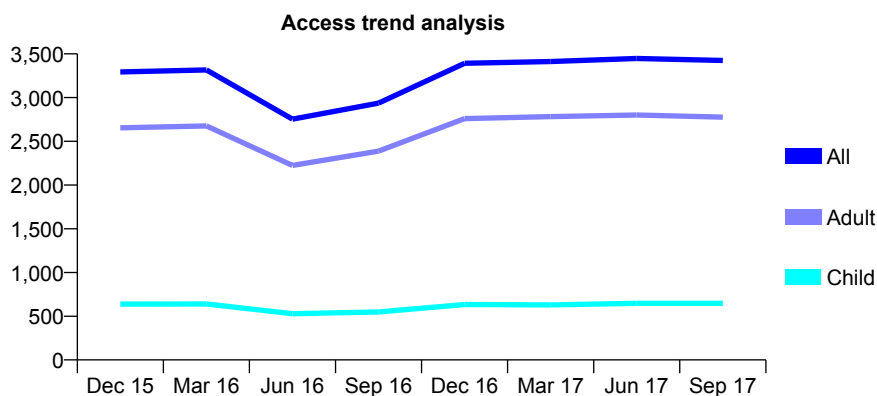
7A7 - Vital Signs At a Glance Contract Report for 116068/0001 - September 2017

Name or company name	River Wye Dental Practice Partnership
Contract type name	GDS Contract
Purpose of contract	General
Contract start date	01/02/2014
Contract end date	

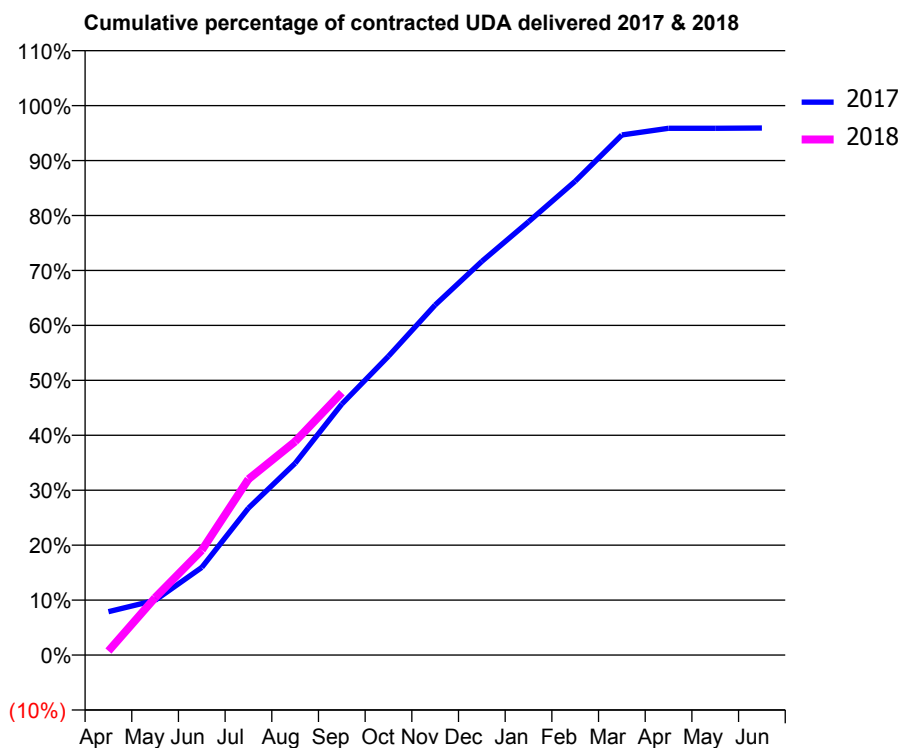
17/18 Contracted general activity (UDA)	8,785
Carry forward general activity (UDA)	360
17/18 Contracted orthodontic activity (UOA)	0
Carry forward orthodontic activity (UOA)	0
Baseline contract value	£222,085.75

ACCESS*

Patients seen in 24 months	Total	Change since previous quarter
Quarter ending September 2016	2,936	
Quarter ending December 2016	3,392	↑
Quarter ending March 2017	3,412	→
Quarter ending June 2017	3,448	→
Quarter ending September 2017	3,424	→
Variance since September 2016	16.6%	↑



ACTIVITY



Month	Adjusted Scheduled Activity (UDA)	
	2017	2018
April	694	64
May	875	917
June	1,402	1,676
July	2,351	2,812
August	3,066	3,414
September	4,014	4,197
October	4,779	
November	5,598	
December	6,294	
January	6,928	
February	7,575	
March	8,315	
April	8,421	
May	8,421	
June	8,425	

QUALITY

	Quantity	Base Number	Contract	LHB	Wales
% of FP17s for the same patient ID Re-attending within 3 months - Children	31	534	5.8%	7.8%	10.9%
% of FP17s for the same patient ID Re-attending within 3 months - Adults	272	2,193	12.4%	13.9%	16.2%
% of FP17s for the same patient ID Re-attending between 3 & 9 months - Children	314	534	58.8%	54.4%	58.9%
% of FP17s for the same patient ID Re-attending between 3 & 9 months - Adults	1,346	2,193	61.4%	51.5%	55.2%
% of FP17s for Band 1 Urgent Courses	240	2,665	9.0%	10.3%	9.1%
% of FP17s Relating to Free Repair or Replacements	3	2,665	0.1%	0.6%	0.8%
% of FP17s Relating to Continuations	25	2,665	0.9%	1.2%	0.8%
% of Patients satisfied with the dentistry they have received	79	84	94.0%	90.9%	92.0%
% of Patients satisfied with the time they had to wait for an appointment	74	84	88.1%	86.4%	87.6%

* This is based on patients treated on this contract for their most recent course of treatment. Figures in italics indicate the base number of FP17s or Patient Questionnaire responses are less than 100. N/A is shown where the base number of responses is less than 10 during the period. % is calculated as Quantity/Base number*100

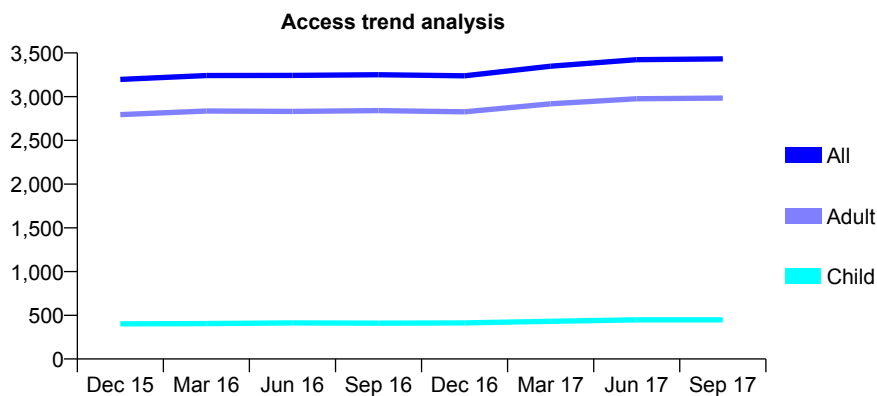
7A7 - Vital Signs At a Glance Contract Report for 126896/0001 - September 2017

Name or company name	H Sobhani & P Dusza/Llanidloes Dental Pr
Contract type name	GDS Contract
Purpose of contract	General
Contract start date	01/01/2009
Contract end date	

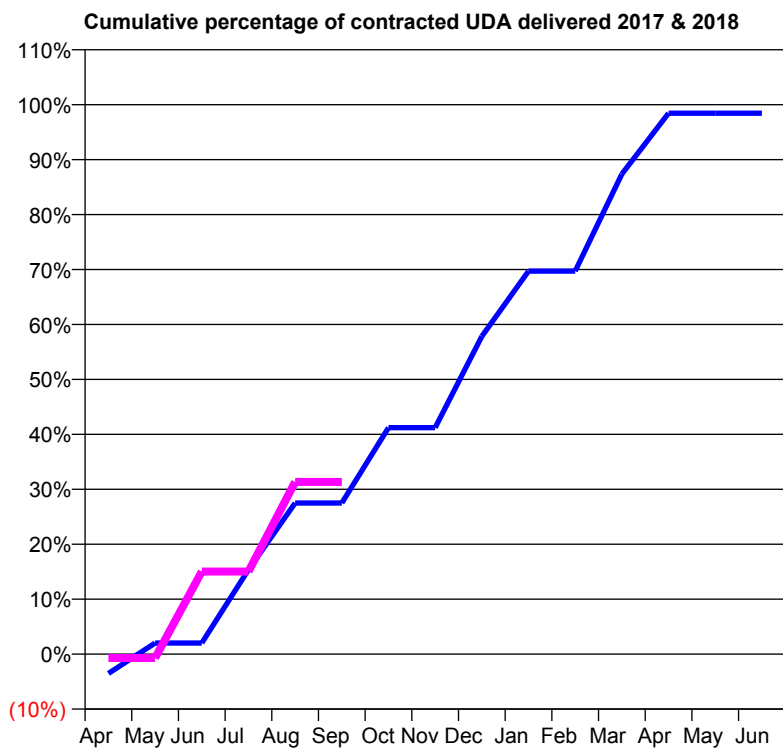
17/18 Contracted general activity (UDA)	15,000
Carry forward general activity (UDA)	233
17/18 Contracted orthodontic activity (UOA)	0
Carry forward orthodontic activity (UOA)	0
Baseline contract value	£432,829.60

ACCESS*

Patients seen in 24 months	Total	Change since previous quarter
Quarter ending September 2016	3,251	
Quarter ending December 2016	3,238	→
Quarter ending March 2017	3,349	↑
Quarter ending June 2017	3,423	↑
Quarter ending September 2017	3,432	→
Variance since September 2016	5.6%	↑



ACTIVITY



Month	Adjusted Scheduled Activity (UDA)	
	2017	2018
April	-528	-108
May	304	-108
June	304	2,254
July	2,305	2,254
August	4,126	4,699
September	4,126	4,699
October	6,181	
November	6,181	
December	8,676	
January	10,456	
February	10,456	
March	13,105	
April	14,767	
May	14,767	
June	14,767	

QUALITY

	Quantity	Base Number	Contract	LHB	Wales
% of FP17s for the same patient ID Re-attending within 3 months - Children	10	294	3.4%	7.8%	10.9%
% of FP17s for the same patient ID Re-attending within 3 months - Adults	197	2,030	9.7%	13.9%	16.2%
% of FP17s for the same patient ID Re-attending between 3 & 9 months - Children	163	294	55.4%	54.4%	58.9%
% of FP17s for the same patient ID Re-attending between 3 & 9 months - Adults	1,229	2,030	60.5%	51.5%	55.2%
% of FP17s for Band 1 Urgent Courses	137	1,774	7.7%	10.3%	9.1%
% of FP17s Relating to Free Repair or Replacements	9	1,774	0.5%	0.6%	0.8%
% of FP17s Relating to Continuations	6	1,774	0.3%	1.2%	0.8%
% of Patients satisfied with the dentistry they have received	35	39	89.7%	90.9%	92.0%
% of Patients satisfied with the time they had to wait for an appointment	35	39	89.7%	86.4%	87.6%

* This is based on patients treated on this contract for their most recent course of treatment. Figures in italics indicate the base number of FP17s or Patient Questionnaire responses are less than 100. N/A is shown where the base number of responses is less than 10 during the period. % is calculated as Quantity/Base number*100

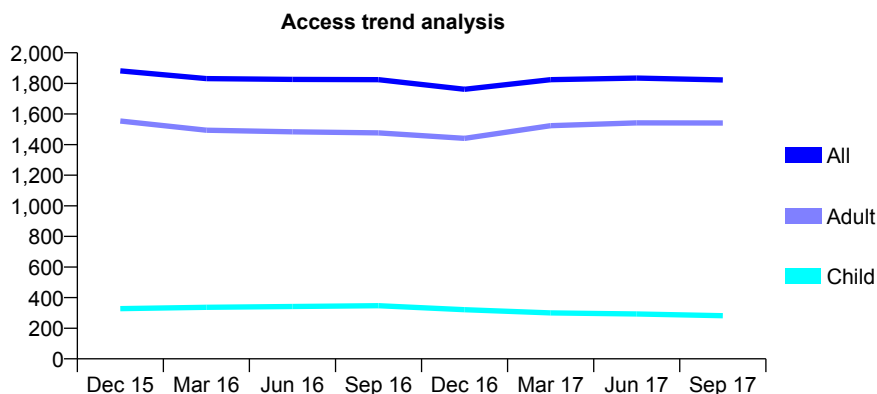
7A7 - Vital Signs At a Glance Contract Report for 128287/0001 - September 2017

Name or company name	AGS & P Powell-Main
Contract type name	GDS Contract
Purpose of contract	General
Contract start date	01/11/2006
Contract end date	

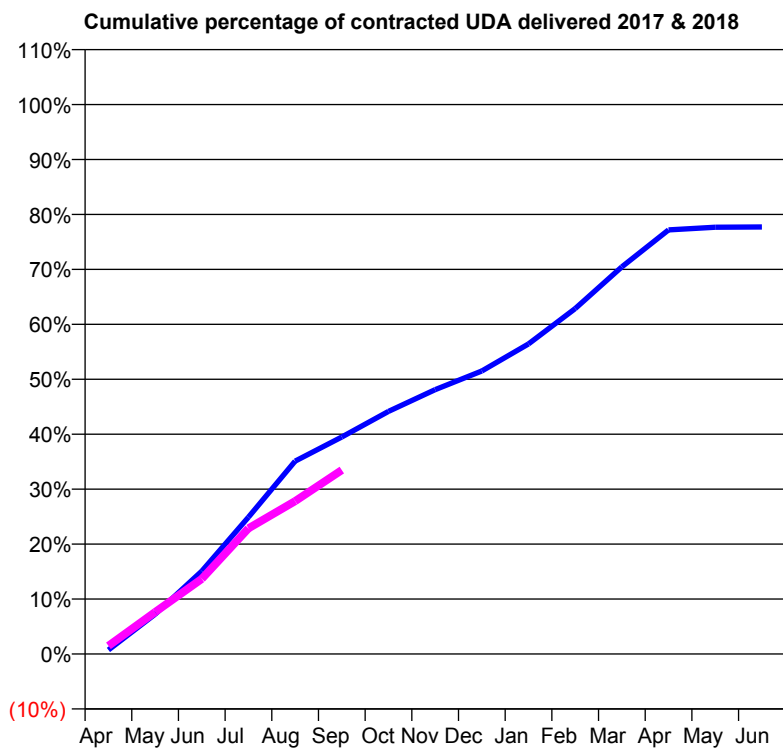
17/18 Contracted general activity (UDA)	6,672
Carry forward general activity (UDA)	0
17/18 Contracted orthodontic activity (UOA)	0
Carry forward orthodontic activity (UOA)	0
Baseline contract value	£172,290.52

ACCESS*

Patients seen in 24 months	Total	Change since previous quarter
Quarter ending September 2016	1,824	
Quarter ending December 2016	1,762	↓
Quarter ending March 2017	1,824	↑
Quarter ending June 2017	1,835	→
Quarter ending September 2017	1,823	→
Variance since September 2016	(0.1%)	→



ACTIVITY



Month	Adjusted Scheduled Activity (UDA)	
	2017	2018
April	49	99
May	484	509
June	1,006	912
July	1,662	1,526
August	2,342	1,857
September	2,636	2,234
October	2,945	
November	3,210	
December	3,437	
January	3,765	
February	4,194	
March	4,700	
April	5,150	
May	5,182	
June	5,185	

QUALITY

	Quantity	Base Number	Contract	LHB	Wales
% of FP17s for the same patient ID Re-attending within 3 months - Children	16	216	7.4%	7.8%	10.9%
% of FP17s for the same patient ID Re-attending within 3 months - Adults	148	1,064	13.9%	13.9%	16.2%
% of FP17s for the same patient ID Re-attending between 3 & 9 months - Children	106	216	49.1%	54.4%	58.9%
% of FP17s for the same patient ID Re-attending between 3 & 9 months - Adults	509	1,064	47.8%	51.5%	55.2%
% of FP17s for Band 1 Urgent Courses	134	1,088	12.3%	10.3%	9.1%
% of FP17s Relating to Free Repair or Replacements	8	1,088	0.7%	0.6%	0.8%
% of FP17s Relating to Continuations	5	1,088	0.5%	1.2%	0.8%
% of Patients satisfied with the dentistry they have received	45	48	93.8%	90.9%	92.0%
% of Patients satisfied with the time they had to wait for an appointment	43	48	89.6%	86.4%	87.6%

* This is based on patients treated on this contract for their most recent course of treatment. Figures in italics indicate the base number of FP17s or Patient Questionnaire responses are less than 100. N/A is shown where the base number of responses is less than 10 during the period. % is calculated as Quantity/Base number*100

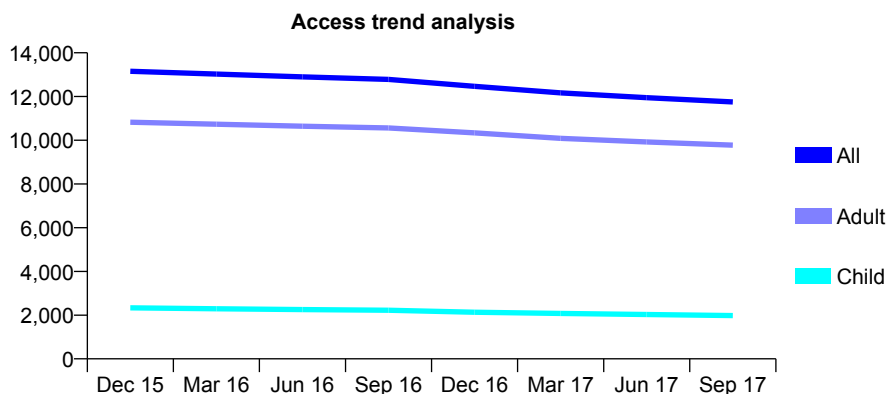
7A7 - Vital Signs At a Glance Contract Report for 131431/0001 - September 2017

Name or company name	Severn Street Dental Practice
Contract type name	GDS Contract
Purpose of contract	General
Contract start date	01/04/2006
Contract end date	

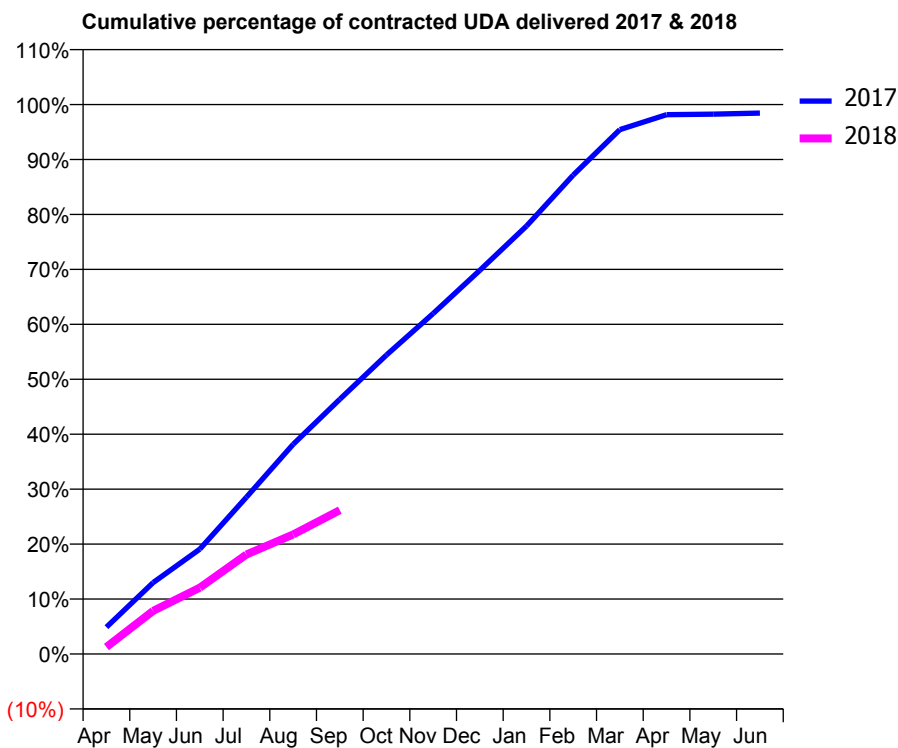
17/18 Contracted general activity (UDA)	40,407
Carry forward general activity (UDA)	535
17/18 Contracted orthodontic activity (UOA)	0
Carry forward orthodontic activity (UOA)	0
Baseline contract value	£1,039,774.20

ACCESS*

Patients seen in 24 months	Total	Change since previous quarter
Quarter ending September 2016	12,781	
Quarter ending December 2016	12,468	↓
Quarter ending March 2017	12,167	↓
Quarter ending June 2017	11,950	↓
Quarter ending September 2017	11,753	↓
Variance since September 2016	(8.0%)	↓



ACTIVITY



Month	Adjusted Scheduled Activity (UDA)	
	2017	2018
April	1,688	516
May	4,485	3,174
June	6,589	4,878
July	9,848	7,316
August	13,164	8,795
September	15,998	10,575
October	18,781	
November	21,379	
December	24,099	
January	26,876	
February	30,071	
March	32,929	
April	33,870	
May	33,901	
June	33,972	

QUALITY

	Quantity	Base Number	Contract	LHB	Wales
% of FP17s for the same patient ID Re-attending within 3 months - Children	74	1,001	7.4%	7.8%	10.9%
% of FP17s for the same patient ID Re-attending within 3 months - Adults	894	4,860	18.4%	13.9%	16.2%
% of FP17s for the same patient ID Re-attending between 3 & 9 months - Children	542	1,001	54.1%	54.4%	58.9%
% of FP17s for the same patient ID Re-attending between 3 & 9 months - Adults	2,253	4,860	46.4%	51.5%	55.2%
% of FP17s for Band 1 Urgent Courses	1,020	5,423	18.8%	10.3%	9.1%
% of FP17s Relating to Free Repair or Replacements	46	5,423	0.8%	0.6%	0.8%
% of FP17s Relating to Continuations	49	5,423	0.9%	1.2%	0.8%
% of Patients satisfied with the dentistry they have received	303	342	88.6%	90.9%	92.0%
% of Patients satisfied with the time they had to wait for an appointment	286	342	83.6%	86.4%	87.6%

* This is based on patients treated on this contract for their most recent course of treatment. Figures in italics indicate the base number of FP17s or Patient Questionnaire responses are less than 100. N/A is shown where the base number of responses is less than 10 during the period. % is calculated as Quantity/Base number*100

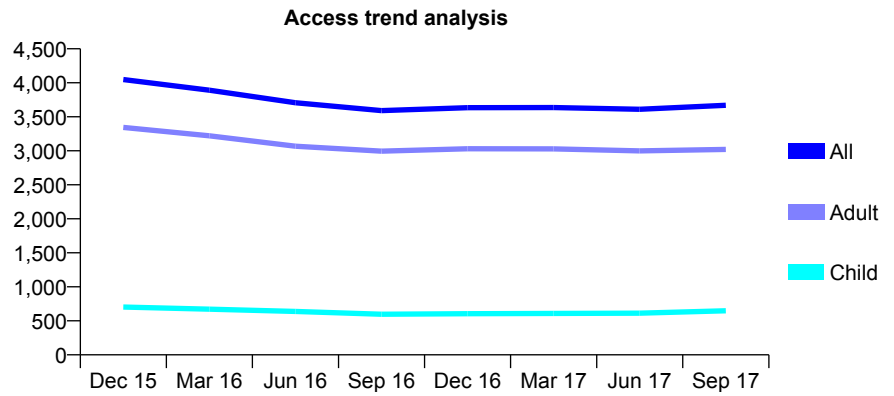
7A7 - Vital Signs At a Glance Contract Report for 140961/0001 - September 2017

Name or company name	Integrated Dental Holdings
Contract type name	GDS Contract
Purpose of contract	General
Contract start date	01/09/2008
Contract end date	

17/18 Contracted general activity (UDA)	12,000
Carry forward general activity (UDA)	0
17/18 Contracted orthodontic activity (UOA)	0
Carry forward orthodontic activity (UOA)	0
Baseline contract value	£304,915.16

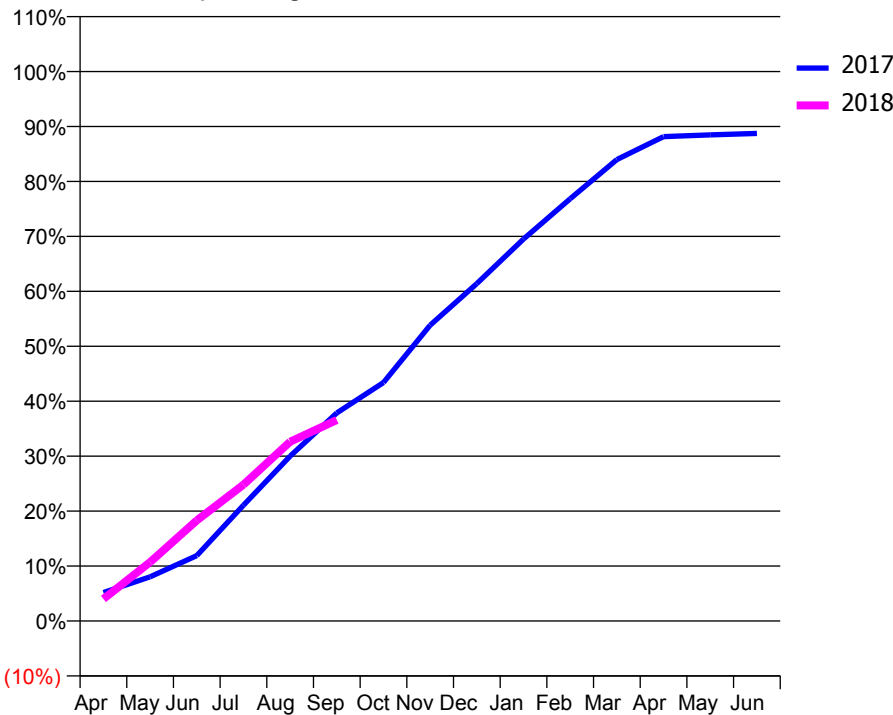
ACCESS*

Patients seen in 24 months	Total	Change since previous quarter
Quarter ending September 2016	3,592	
Quarter ending December 2016	3,635	→
Quarter ending March 2017	3,636	→
Quarter ending June 2017	3,611	→
Quarter ending September 2017	3,670	→
Variance since September 2016	2.2%	↑



ACTIVITY

Cumulative percentage of contracted UDA delivered 2017 & 2018



Month	Adjusted Scheduled Activity (UDA)	
	2017	2018
April	622	481
May	965	1,285
June	1,429	2,196
July	2,528	2,978
August	3,601	3,915
September	4,544	4,391
October	5,209	
November	6,459	
December	7,369	
January	8,342	
February	9,221	
March	10,077	
April	10,577	
May	10,616	
June	10,649	

QUALITY

	Quantity	Base Number	Contract	LHB	Wales
% of FP17s for the same patient ID Re-attending within 3 months - Children	17	395	4.3%	7.8%	10.9%
% of FP17s for the same patient ID Re-attending within 3 months - Adults	206	1,892	10.9%	13.9%	16.2%
% of FP17s for the same patient ID Re-attending between 3 & 9 months - Children	216	395	54.7%	54.4%	58.9%
% of FP17s for the same patient ID Re-attending between 3 & 9 months - Adults	1,004	1,892	53.1%	51.5%	55.2%
% of FP17s for Band 1 Urgent Courses	121	2,069	5.8%	10.3%	9.1%
% of FP17s Relating to Free Repair or Replacements	7	2,069	0.3%	0.6%	0.8%
% of FP17s Relating to Continuations	32	2,069	1.5%	1.2%	0.8%
% of Patients satisfied with the dentistry they have received	60	66	90.9%	90.9%	92.0%
% of Patients satisfied with the time they had to wait for an appointment	51	66	77.3%	86.4%	87.6%

* This is based on patients treated on this contract for their most recent course of treatment. Figures in italics indicate the base number of FP17s or Patient Questionnaire responses are less than 100. N/A is shown where the base number of responses is less than 10 during the period. % is calculated as Quantity/Base number*100

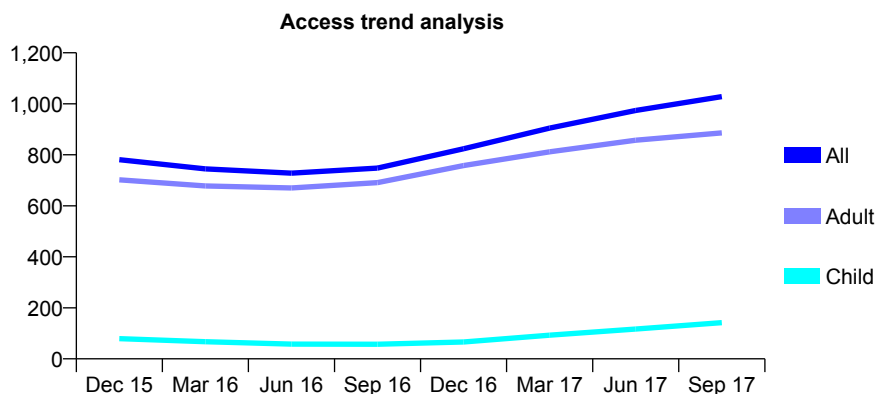
7A7 - Vital Signs At a Glance Contract Report for 154431/0001 - September 2017

Name or company name	Powys Local Health Board
Contract type name	PDS Contract
Purpose of contract	General
Contract start date	01/09/2010
Contract end date	31/08/2020

17/18 Contracted general activity (UDA)	1,600
Carry forward general activity (UDA)	0
17/18 Contracted orthodontic activity (UOA)	0
Carry forward orthodontic activity (UOA)	0
Baseline contract value	£0.00

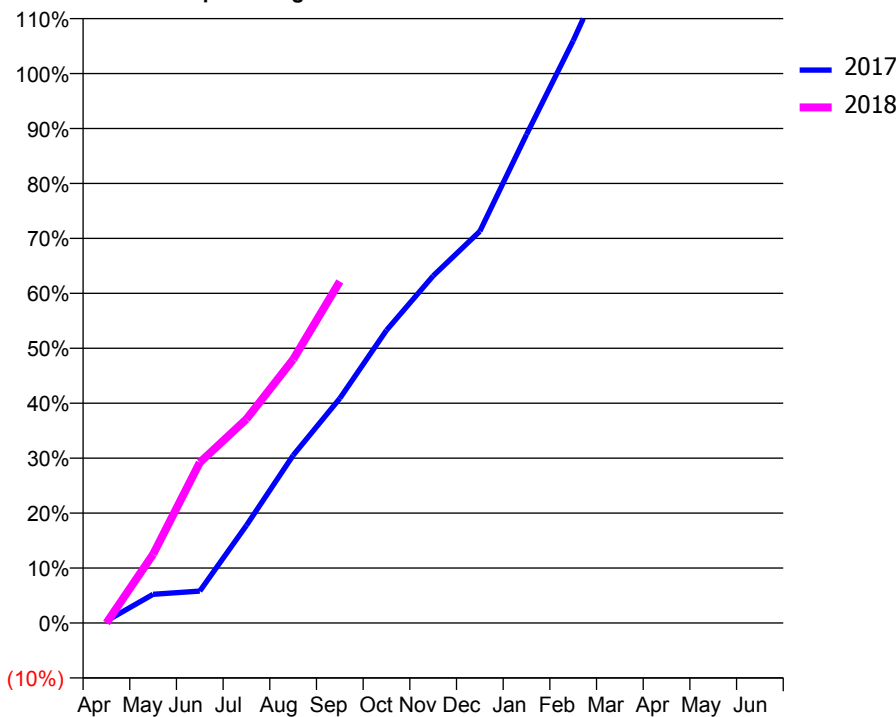
ACCESS*

Patients seen in 24 months	Total	Change since previous quarter
Quarter ending September 2016	748	
Quarter ending December 2016	824	↑
Quarter ending March 2017	905	↑
Quarter ending June 2017	974	↑
Quarter ending September 2017	1,028	↑
Variance since September 2016	37.4%	↑



ACTIVITY

Cumulative percentage of contracted UDA delivered 2017 & 2018



Adjusted Scheduled Activity (UDA)

Month	2017	2018
April	6	0
May	84	200
June	93	467
July	285	594
August	488	767
September	654	995
October	853	
November	1,011	
December	1,140	
January	1,422	
February	1,695	
March	1,991	
April	2,077	
May	2,225	
June	2,250	

QUALITY

	Quantity	Base Number	Contract	LHB	Wales
% of FP17s for the same patient ID Re-attending within 3 months - Children	3	95	3.2%	7.8%	10.9%
% of FP17s for the same patient ID Re-attending within 3 months - Adults	66	452	14.6%	13.9%	16.2%
% of FP17s for the same patient ID Re-attending between 3 & 9 months - Children	6	95	6.3%	54.4%	58.9%
% of FP17s for the same patient ID Re-attending between 3 & 9 months - Adults	80	452	17.7%	51.5%	55.2%
% of FP17s for Band 1 Urgent Courses	150	447	33.6%	10.3%	9.1%
% of FP17s Relating to Free Repair or Replacements	3	447	0.7%	0.6%	0.8%
% of FP17s Relating to Continuations	0	447	0.0%	1.2%	0.8%
% of Patients satisfied with the dentistry they have received	18	18	100.0%	90.9%	92.0%
% of Patients satisfied with the time they had to wait for an appointment	16	18	88.9%	86.4%	87.6%

* This is based on patients treated on this contract for their most recent course of treatment. Figures in italics indicate the base number of FP17s or Patient Questionnaire responses are less than 100. N/A is shown where the base number of responses is less than 10 during the period. % is calculated as Quantity/Base number*100

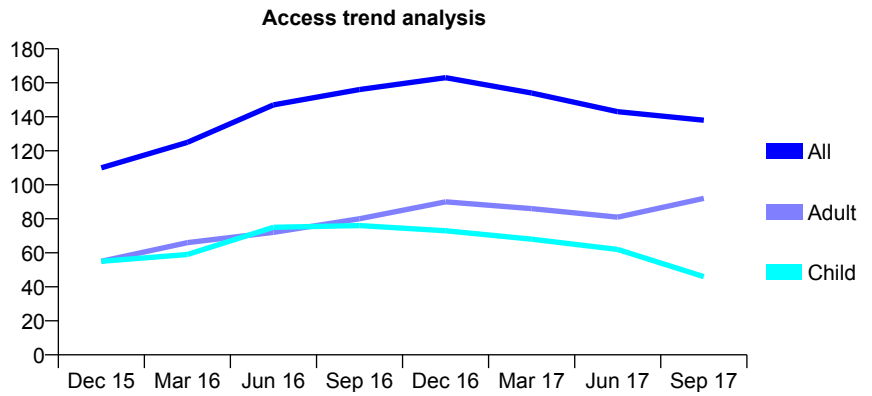
7A7 - Vital Signs At a Glance Contract Report for 154431/0002 - September 2017

Name or company name	Powys Local Health Board
Contract type name	PDS Contract
Purpose of contract	General
Contract start date	01/08/2011
Contract end date	31/07/2021

17/18 Contracted general activity (UDA)	350
Carry forward general activity (UDA)	0
17/18 Contracted orthodontic activity (UOA)	0
Carry forward orthodontic activity (UOA)	0
Baseline contract value	£0.00

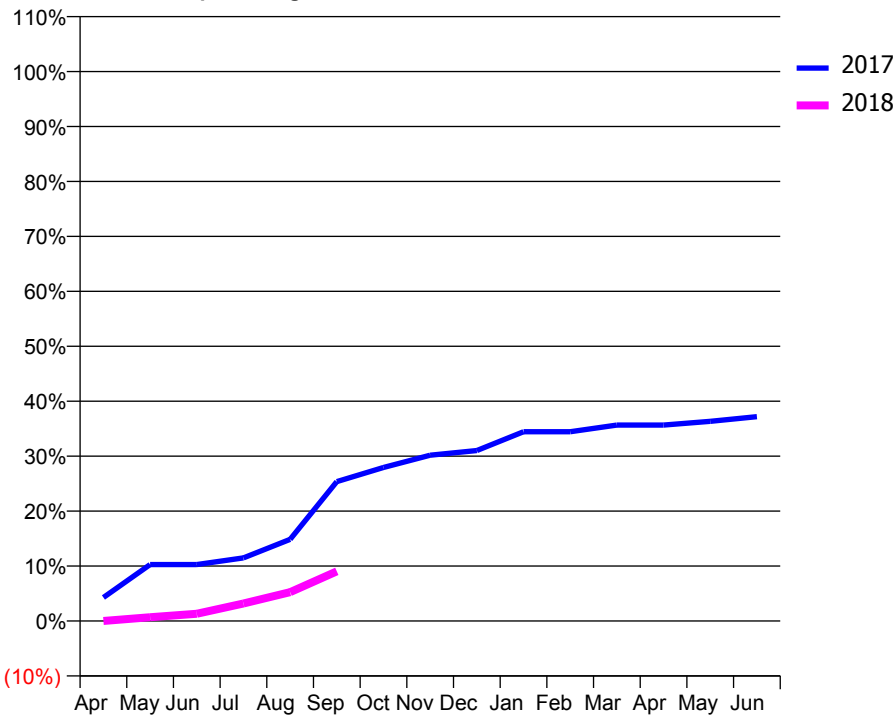
ACCESS*

Patients seen in 24 months	Total	Change since previous quarter
Quarter ending September 2016	156	
Quarter ending December 2016	163	↑
Quarter ending March 2017	154	↓
Quarter ending June 2017	143	↓
Quarter ending September 2017	138	↓
Variance since September 2016	(11.5%)	↓



ACTIVITY

Cumulative percentage of contracted UDA delivered 2017 & 2018



Month	Adjusted Scheduled Activity (UDA)	
	2017	2018
April	15	0
May	36	2
June	36	5
July	40	11
August	52	18
September	89	32
October	98	
November	106	
December	109	
January	121	
February	121	
March	125	
April	125	
May	127	
June	130	

QUALITY

	Quantity	Base Number	Contract	LHB	Wales
% of FP17s for the same patient ID Re-attending within 3 months - Children	0	2	0.0%	7.8%	10.9%
% of FP17s for the same patient ID Re-attending within 3 months - Adults	0	39	0.0%	13.9%	16.2%
% of FP17s for the same patient ID Re-attending between 3 & 9 months - Children	0	2	0.0%	54.4%	58.9%
% of FP17s for the same patient ID Re-attending between 3 & 9 months - Adults	1	39	2.6%	51.5%	55.2%
% of FP17s for Band 1 Urgent Courses	18	22	81.8%	10.3%	9.1%
% of FP17s Relating to Free Repair or Replacements	0	22	0.0%	0.6%	0.8%
% of FP17s Relating to Continuations	0	22	0.0%	1.2%	0.8%
% of Patients satisfied with the dentistry they have received	1	1	N/A	90.9%	92.0%
% of Patients satisfied with the time they had to wait for an appointment	1	1	N/A	86.4%	87.6%

* This is based on patients treated on this contract for their most recent course of treatment. Figures in italics indicate the base number of FP17s or Patient Questionnaire responses are less than 100. N/A is shown where the base number of responses is less than 10 during the period. % is calculated as Quantity/Base number*100

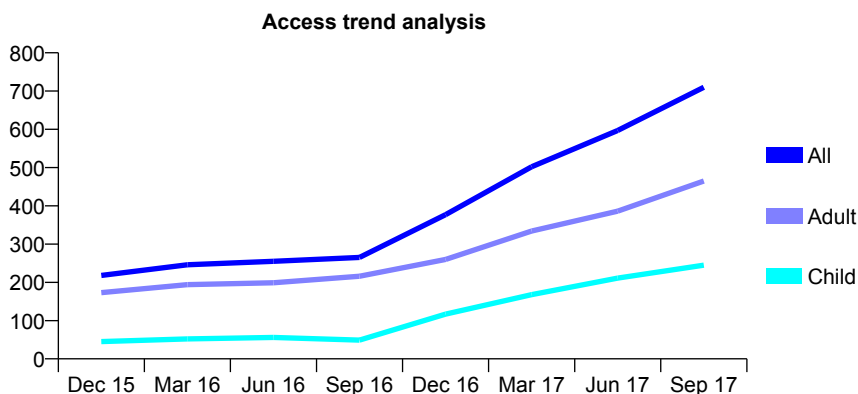
7A7 - Vital Signs At a Glance Contract Report for 154431/0003 - September 2017

Name or company name	Powys Local Health Board
Contract type name	PDS Contract
Purpose of contract	General
Contract start date	01/08/2011
Contract end date	31/07/2021

17/18 Contracted general activity (UDA)	700
Carry forward general activity (UDA)	0
17/18 Contracted orthodontic activity (UOA)	0
Carry forward orthodontic activity (UOA)	0
Baseline contract value	£0.00

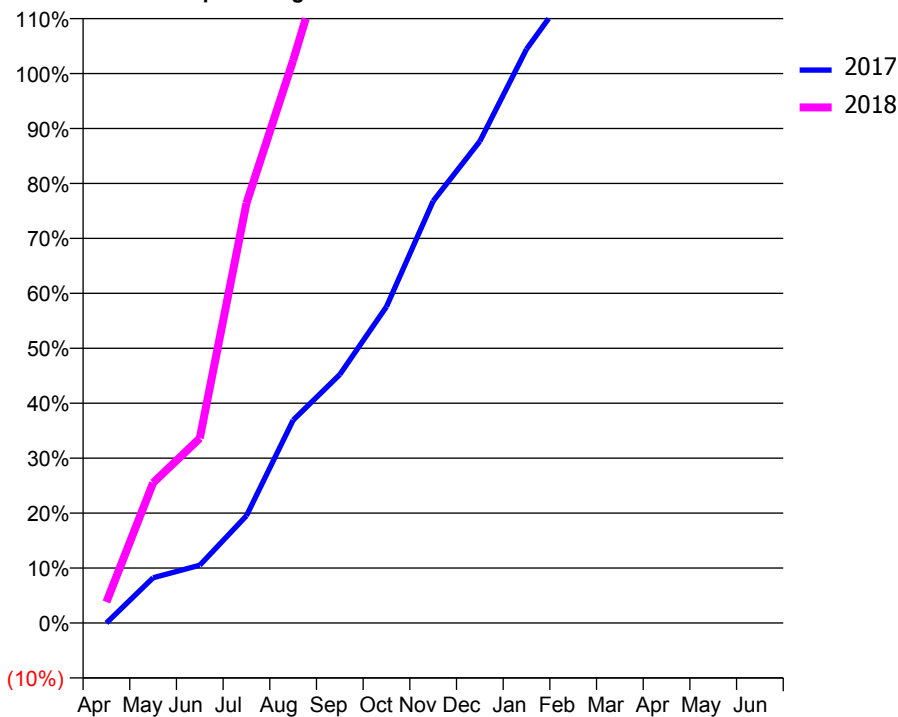
ACCESS*

Patients seen in 24 months	Total	Change since previous quarter
Quarter ending September 2016	265	
Quarter ending December 2016	377	↑
Quarter ending March 2017	502	↑
Quarter ending June 2017	597	↑
Quarter ending September 2017	710	↑
Variance since September 2016	167.9%	↑



ACTIVITY

Cumulative percentage of contracted UDA delivered 2017 & 2018



Month	Adjusted Scheduled Activity (UDA)	
	2017	2018
April	0	27
May	58	179
June	74	235
July	137	535
August	258	717
September	317	913
October	403	
November	538	
December	614	
January	731	
February	813	
March	1,116	
April	1,199	
May	1,220	
June	1,217	

QUALITY

	Quantity	Base Number	Contract	LHB	Wales
% of FP17s for the same patient ID Re-attending within 3 months - Children	13	144	9.0%	7.8%	10.9%
% of FP17s for the same patient ID Re-attending within 3 months - Adults	41	307	13.4%	13.9%	16.2%
% of FP17s for the same patient ID Re-attending between 3 & 9 months - Children	17	144	11.8%	54.4%	58.9%
% of FP17s for the same patient ID Re-attending between 3 & 9 months - Adults	41	307	13.4%	51.5%	55.2%
% of FP17s for Band 1 Urgent Courses	118	400	29.5%	10.3%	9.1%
% of FP17s Relating to Free Repair or Replacements	0	400	0.0%	0.6%	0.8%
% of FP17s Relating to Continuations	0	400	0.0%	1.2%	0.8%
% of Patients satisfied with the dentistry they have received	10	11	90.9%	90.9%	92.0%
% of Patients satisfied with the time they had to wait for an appointment	10	11	90.9%	86.4%	87.6%

* This is based on patients treated on this contract for their most recent course of treatment. Figures in italics indicate the base number of FP17s or Patient Questionnaire responses are less than 100. N/A is shown where the base number of responses is less than 10 during the period. % is calculated as Quantity/Base number*100

7A7 - Vital Signs At a Glance Contract Report for 154431/0004 - September 2017

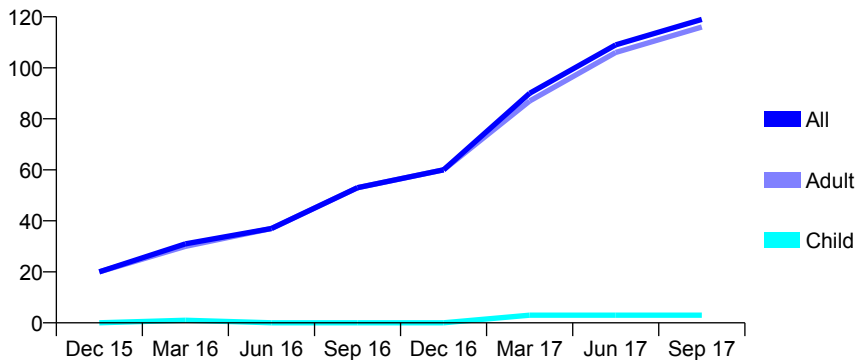
Name or company name	Powys Local Health Board
Contract type name	GDS Contract
Purpose of contract	General
Contract start date	24/10/2011
Contract end date	

17/18 Contracted general activity (UDA)	100
Carry forward general activity (UDA)	0
17/18 Contracted orthodontic activity (UOA)	0
Carry forward orthodontic activity (UOA)	0
Baseline contract value	£0.00

ACCESS*

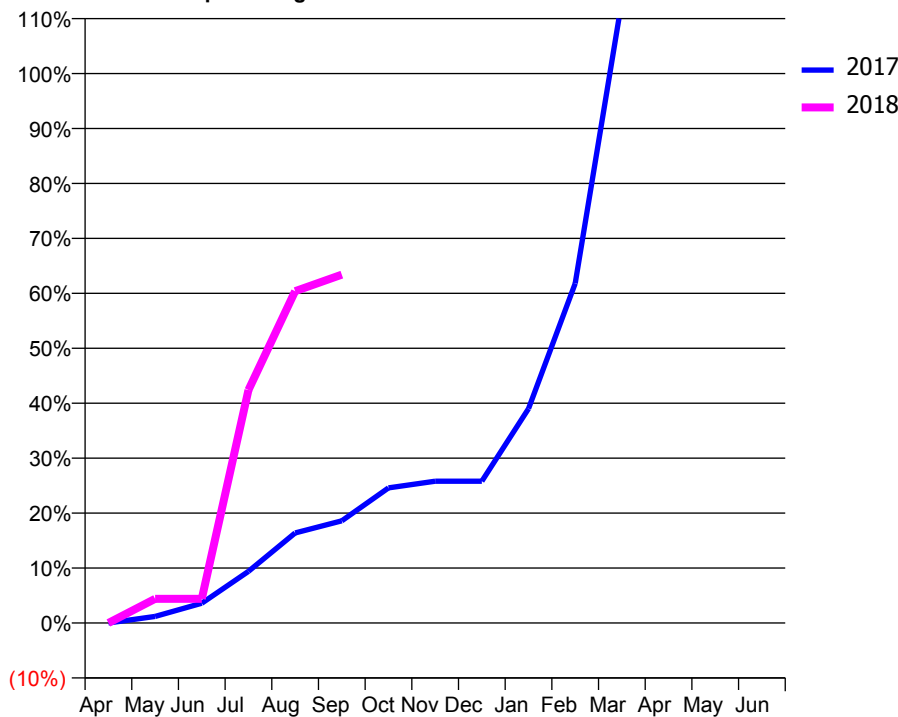
Patients seen in 24 months	Total	Change since previous quarter
Quarter ending September 2016	53	
Quarter ending December 2016	60	↑
Quarter ending March 2017	90	↑
Quarter ending June 2017	109	↑
Quarter ending September 2017	119	↑
Variance since September 2016	124.5%	↑

Access trend analysis



ACTIVITY

Cumulative percentage of contracted UDA delivered 2017 & 2018



Adjusted Scheduled Activity (UDA)

Month	2017	2018
April	0	0
May	1	4
June	4	4
July	9	42
August	16	60
September	19	63
October	25	
November	26	
December	26	
January	39	
February	62	
March	113	
April	114	
May	145	
June	151	

QUALITY

	Quantity	Base Number	Contract	LHB	Wales
% of FP17s for the same patient ID Re-attending within 3 months - Children	0	0	N/A	7.8%	10.9%
% of FP17s for the same patient ID Re-attending within 3 months - Adults	0	53	0.0%	13.9%	16.2%
% of FP17s for the same patient ID Re-attending between 3 & 9 months - Children	0	0	N/A	54.4%	58.9%
% of FP17s for the same patient ID Re-attending between 3 & 9 months - Adults	1	53	1.9%	51.5%	55.2%
% of FP17s for Band 1 Urgent Courses	27	37	73.0%	10.3%	9.1%
% of FP17s Relating to Free Repair or Replacements	0	37	0.0%	0.6%	0.8%
% of FP17s Relating to Continuations	0	37	0.0%	1.2%	0.8%
% of Patients satisfied with the dentistry they have received	1	1	N/A	90.9%	92.0%
% of Patients satisfied with the time they had to wait for an appointment	0	1	N/A	86.4%	87.6%

* This is based on patients treated on this contract for their most recent course of treatment. Figures in italics indicate the base number of FP17s or Patient Questionnaire responses are less than 100. N/A is shown where the base number of responses is less than 10 during the period. % is calculated as Quantity/Base number*100

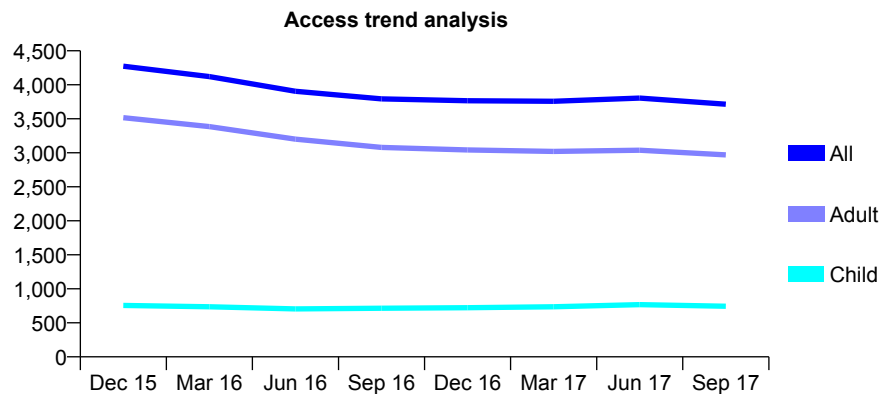
7A7 - Vital Signs At a Glance Contract Report for 158194/0003 - September 2017

Name or company name	Denticare Ltd
Contract type name	GDS Contract
Purpose of contract	General
Contract start date	01/04/2006
Contract end date	

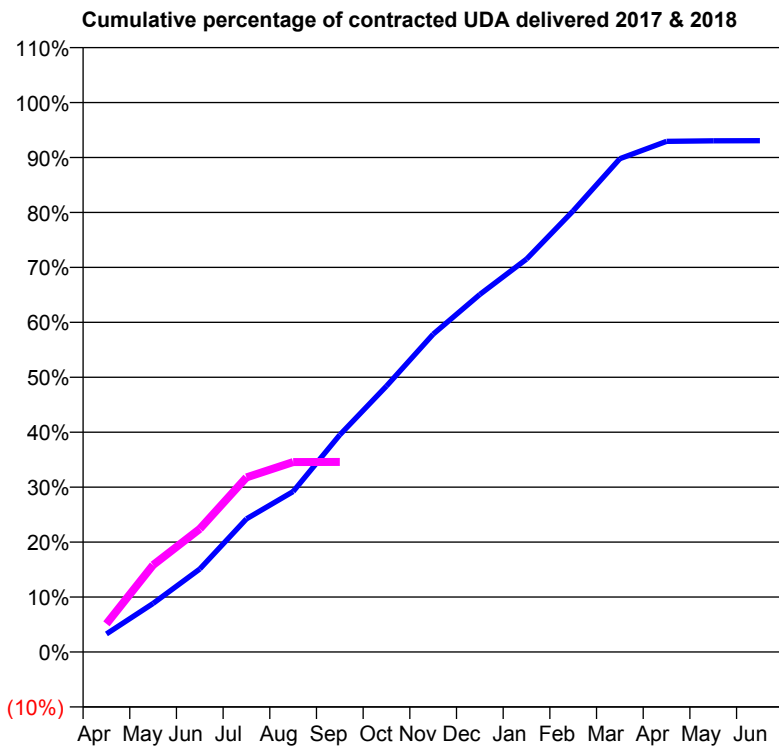
17/18 Contracted general activity (UDA)	12,000
Carry forward general activity (UDA)	0
17/18 Contracted orthodontic activity (UOA)	0
Carry forward orthodontic activity (UOA)	0
Baseline contract value	£304,878.10

ACCESS*

Patients seen in 24 months	Total	Change since previous quarter
Quarter ending September 2016	3,794	
Quarter ending December 2016	3,766	→
Quarter ending March 2017	3,757	→
Quarter ending June 2017	3,805	→
Quarter ending September 2017	3,714	↓
Variance since September 2016	(2.1%)	↓



ACTIVITY



Month	Adjusted Scheduled Activity (UDA)	
	2017	2018
April	395	616
May	1,060	1,900
June	1,811	2,688
July	2,907	3,814
August	3,503	4,148
September	4,741	4,152
October	5,809	
November	6,941	
December	7,810	
January	8,581	
February	9,635	
March	10,774	
April	11,152	
May	11,165	
June	11,166	

QUALITY

	Quantity	Base Number	Contract	LHB	Wales
% of FP17s for the same patient ID Re-attending within 3 months - Children	28	479	5.8%	7.8%	10.9%
% of FP17s for the same patient ID Re-attending within 3 months - Adults	214	1,723	12.4%	13.9%	16.2%
% of FP17s for the same patient ID Re-attending between 3 & 9 months - Children	309	479	64.5%	54.4%	58.9%
% of FP17s for the same patient ID Re-attending between 3 & 9 months - Adults	866	1,723	50.3%	51.5%	55.2%
% of FP17s for Band 1 Urgent Courses	143	2,028	7.1%	10.3%	9.1%
% of FP17s Relating to Free Repair or Replacements	5	2,028	0.2%	0.6%	0.8%
% of FP17s Relating to Continuations	29	2,028	1.4%	1.2%	0.8%
% of Patients satisfied with the dentistry they have received	72	76	94.7%	90.9%	92.0%
% of Patients satisfied with the time they had to wait for an appointment	63	76	82.9%	86.4%	87.6%

* This is based on patients treated on this contract for their most recent course of treatment. Figures in italics indicate the base number of FP17s or Patient Questionnaire responses are less than 100. N/A is shown where the base number of responses is less than 10 during the period. % is calculated as Quantity/Base number*100

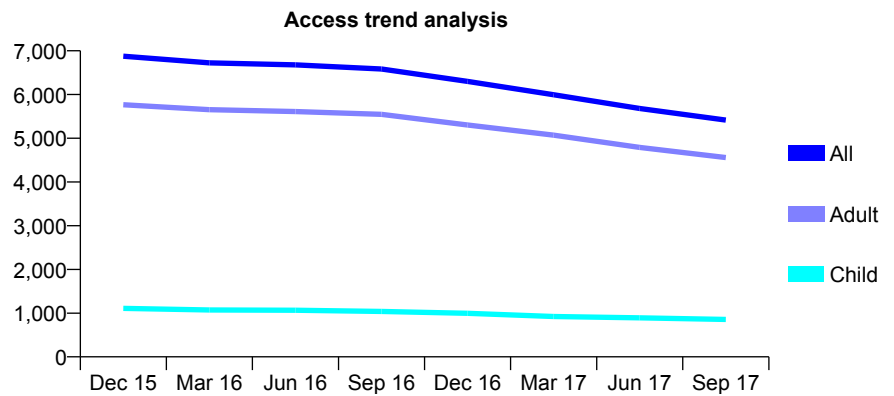
7A7 - Vital Signs At a Glance Contract Report for 158194/0004 - September 2017

Name or company name	Denticare Ltd
Contract type name	GDS Contract
Purpose of contract	General
Contract start date	01/04/2006
Contract end date	

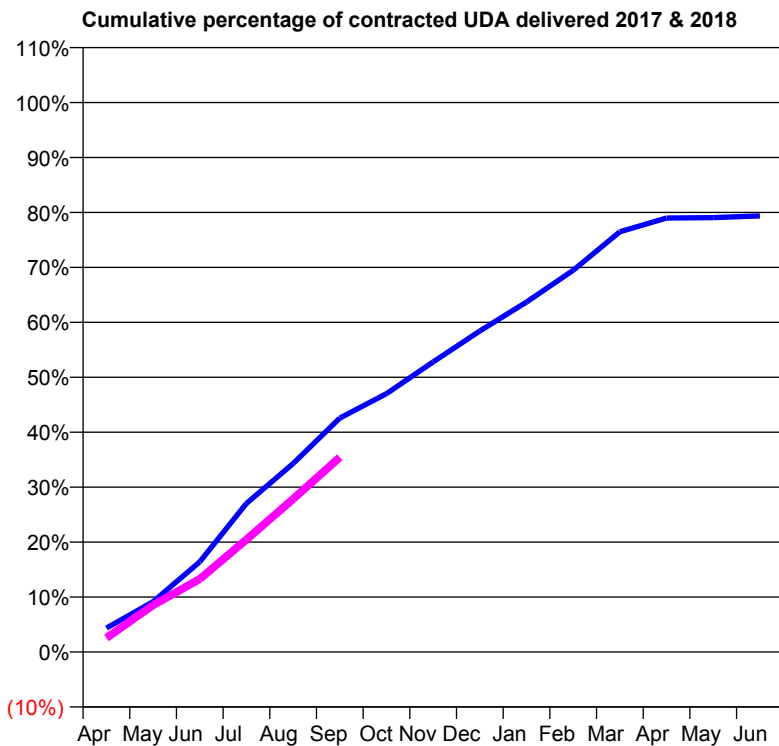
17/18 Contracted general activity (UDA)	16,000
Carry forward general activity (UDA)	0
17/18 Contracted orthodontic activity (UOA)	0
Carry forward orthodontic activity (UOA)	0
Baseline contract value	£406,508.54

ACCESS*

Patients seen in 24 months	Total	Change since previous quarter
Quarter ending September 2016	6,585	
Quarter ending December 2016	6,300	↓
Quarter ending March 2017	5,994	↓
Quarter ending June 2017	5,680	↓
Quarter ending September 2017	5,415	↓
Variance since September 2016	(17.8%)	↓



ACTIVITY



Month	Adjusted Scheduled Activity (UDA)	
	2017	2018
April	761	410
May	1,605	1,364
June	2,874	2,126
July	4,732	3,274
August	6,003	4,454
September	7,450	5,671
October	8,227	
November	9,237	
December	10,224	
January	11,145	
February	12,156	
March	13,382	
April	13,822	
May	13,833	
June	13,887	

QUALITY

	Quantity	Base Number	Contract	LHB	Wales
% of FP17s for the same patient ID Re-attending within 3 months - Children	13	421	3.1%	7.8%	10.9%
% of FP17s for the same patient ID Re-attending within 3 months - Adults	207	2,324	8.9%	13.9%	16.2%
% of FP17s for the same patient ID Re-attending between 3 & 9 months - Children	150	421	35.6%	54.4%	58.9%
% of FP17s for the same patient ID Re-attending between 3 & 9 months - Adults	865	2,324	37.2%	51.5%	55.2%
% of FP17s for Band 1 Urgent Courses	74	2,523	2.9%	10.3%	9.1%
% of FP17s Relating to Free Repair or Replacements	12	2,523	0.5%	0.6%	0.8%
% of FP17s Relating to Continuations	37	2,523	1.5%	1.2%	0.8%
% of Patients satisfied with the dentistry they have received	77	85	90.6%	90.9%	92.0%
% of Patients satisfied with the time they had to wait for an appointment	68	85	80.0%	86.4%	87.6%

* This is based on patients treated on this contract for their most recent course of treatment. Figures in italics indicate the base number of FP17s or Patient Questionnaire responses are less than 100. N/A is shown where the base number of responses is less than 10 during the period. % is calculated as Quantity/Base number*100

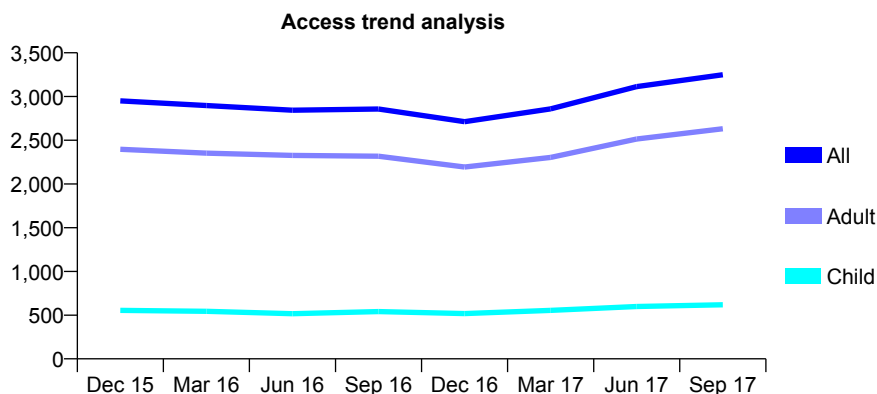
7A7 - Vital Signs At a Glance Contract Report for 158194/0010 - September 2017

Name or company name	Denticare Ltd
Contract type name	GDS Contract
Purpose of contract	General
Contract start date	01/04/2006
Contract end date	

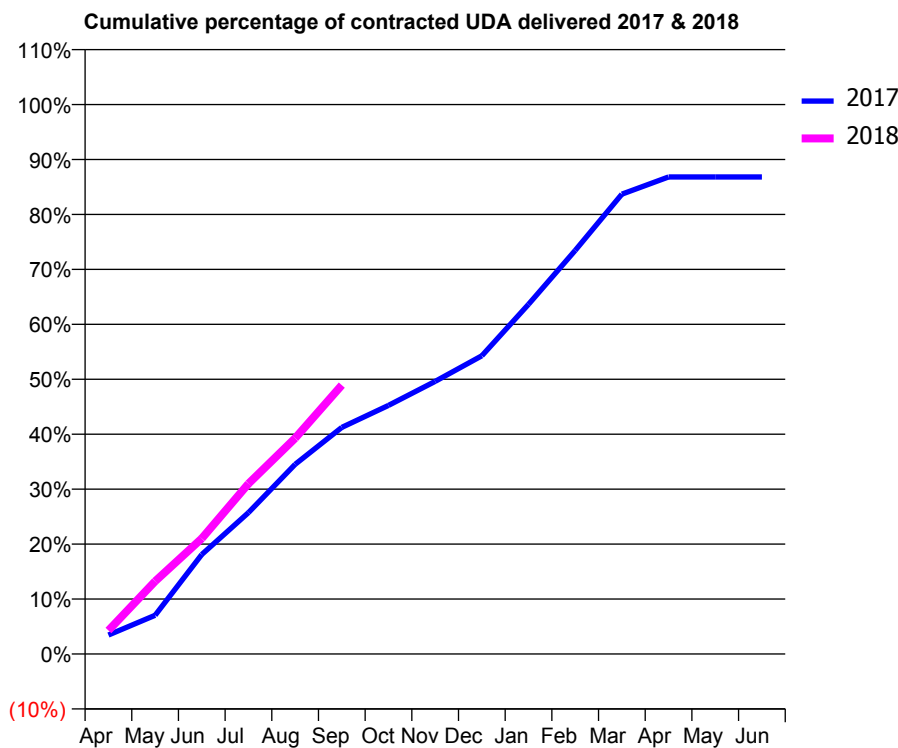
17/18 Contracted general activity (UDA)	9,500
Carry forward general activity (UDA)	0
17/18 Contracted orthodontic activity (UOA)	0
Carry forward orthodontic activity (UOA)	0
Baseline contract value	£241,361.83

ACCESS*

Patients seen in 24 months	Total	Change since previous quarter
Quarter ending September 2016	2,857	
Quarter ending December 2016	2,712	↓
Quarter ending March 2017	2,858	↑
Quarter ending June 2017	3,113	↑
Quarter ending September 2017	3,249	↑
Variance since September 2016	13.7%	↑



ACTIVITY



Month	Adjusted Scheduled Activity (UDA)	
	2017	2018
April	329	408
May	671	1,257
June	1,722	1,997
July	2,445	2,946
August	3,279	3,730
September	3,918	4,648
October	4,298	
November	4,713	
December	5,155	
January	6,045	
February	6,978	
March	7,951	
April	8,247	
May	8,247	
June	8,247	

QUALITY

	Quantity	Base Number	Contract	LHB	Wales
% of FP17s for the same patient ID Re-attending within 3 months - Children	23	470	4.9%	7.8%	10.9%
% of FP17s for the same patient ID Re-attending within 3 months - Adults	285	2,018	14.1%	13.9%	16.2%
% of FP17s for the same patient ID Re-attending between 3 & 9 months - Children	264	470	56.2%	54.4%	58.9%
% of FP17s for the same patient ID Re-attending between 3 & 9 months - Adults	872	2,018	43.2%	51.5%	55.2%
% of FP17s for Band 1 Urgent Courses	250	2,322	10.8%	10.3%	9.1%
% of FP17s Relating to Free Repair or Replacements	18	2,322	0.8%	0.6%	0.8%
% of FP17s Relating to Continuations	47	2,322	2.0%	1.2%	0.8%
% of Patients satisfied with the dentistry they have received	59	64	92.2%	90.9%	92.0%
% of Patients satisfied with the time they had to wait for an appointment	57	64	89.1%	86.4%	87.6%

* This is based on patients treated on this contract for their most recent course of treatment. Figures in italics indicate the base number of FP17s or Patient Questionnaire responses are less than 100. N/A is shown where the base number of responses is less than 10 during the period. % is calculated as Quantity/Base number*100

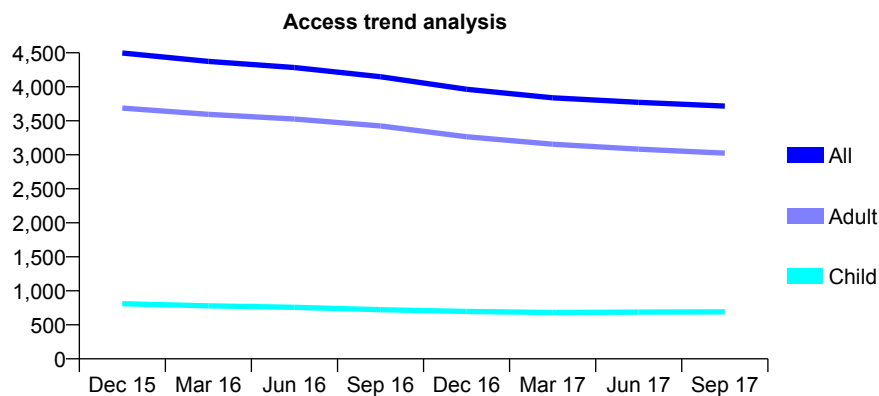
7A7 - Vital Signs At a Glance Contract Report for 158194/0022 - September 2017

Name or company name	Denticare Ltd
Contract type name	GDS Contract
Purpose of contract	General
Contract start date	15/12/2008
Contract end date	

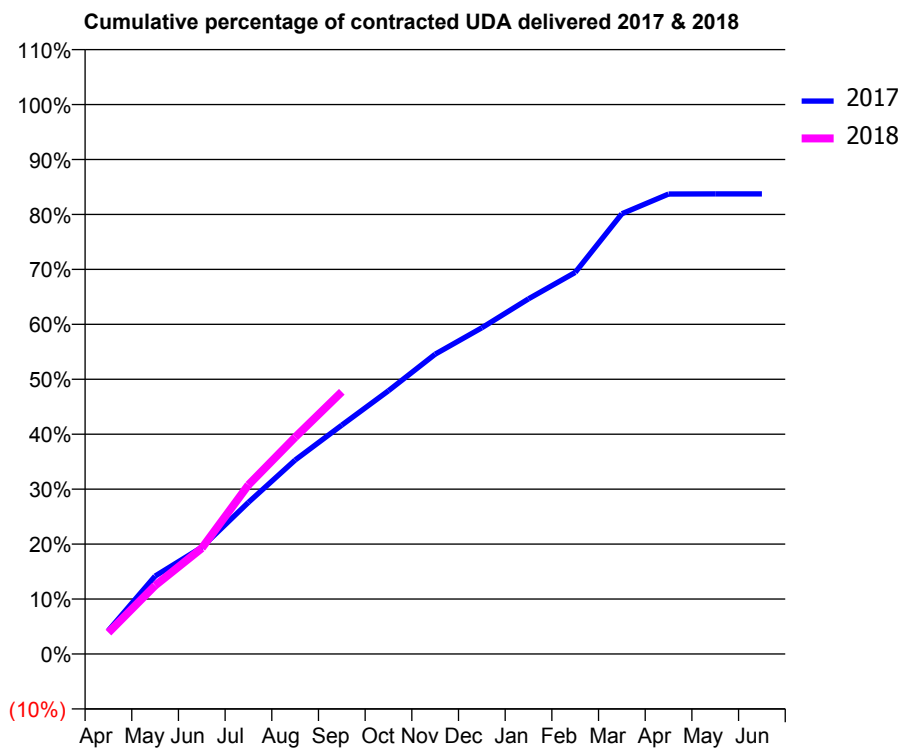
17/18 Contracted general activity (UDA)	11,000
Carry forward general activity (UDA)	0
17/18 Contracted orthodontic activity (UOA)	0
Carry forward orthodontic activity (UOA)	0
Baseline contract value	£279,471.59

ACCESS*

Patients seen in 24 months	Total	Change since previous quarter
Quarter ending September 2016	4,148	
Quarter ending December 2016	3,964	↓
Quarter ending March 2017	3,838	↓
Quarter ending June 2017	3,771	↓
Quarter ending September 2017	3,716	↓
Variance since September 2016	(10.4%)	↓



ACTIVITY



Month	Adjusted Scheduled Activity (UDA)	
	2017	2018
April	472	429
May	1,560	1,370
June	2,136	2,117
July	3,037	3,385
August	3,882	4,339
September	4,582	5,248
October	5,270	
November	6,003	
December	6,530	
January	7,109	
February	7,640	
March	8,814	
April	9,209	
May	9,210	
June	9,210	

QUALITY

	Quantity	Base Number	Contract	LHB	Wales
% of FP17s for the same patient ID Re-attending within 3 months - Children	20	516	3.9%	7.8%	10.9%
% of FP17s for the same patient ID Re-attending within 3 months - Adults	267	2,222	12.0%	13.9%	16.2%
% of FP17s for the same patient ID Re-attending between 3 & 9 months - Children	213	516	41.3%	54.4%	58.9%
% of FP17s for the same patient ID Re-attending between 3 & 9 months - Adults	749	2,222	33.7%	51.5%	55.2%
% of FP17s for Band 1 Urgent Courses	164	2,561	6.4%	10.3%	9.1%
% of FP17s Relating to Free Repair or Replacements	8	2,561	0.3%	0.6%	0.8%
% of FP17s Relating to Continuations	65	2,561	2.5%	1.2%	0.8%
% of Patients satisfied with the dentistry they have received	100	109	91.7%	90.9%	92.0%
% of Patients satisfied with the time they had to wait for an appointment	91	109	83.5%	86.4%	87.6%

* This is based on patients treated on this contract for their most recent course of treatment. Figures in italics indicate the base number of FP17s or Patient Questionnaire responses are less than 100. N/A is shown where the base number of responses is less than 10 during the period. % is calculated as Quantity/Base number*100

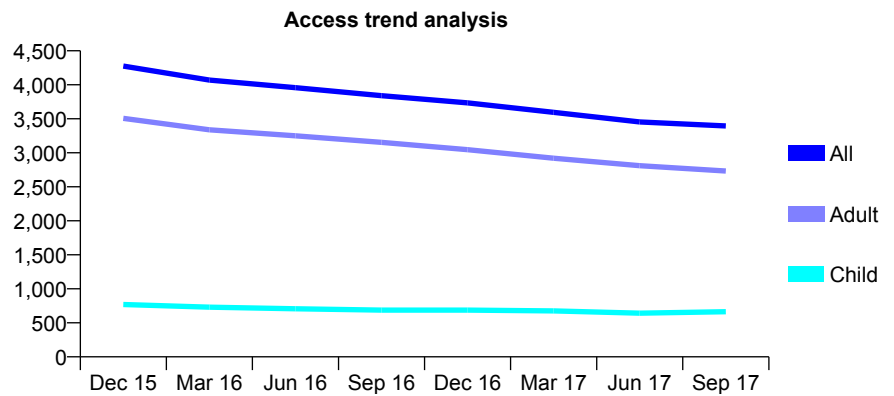
7A7 - Vital Signs At a Glance Contract Report for 158194/0024 - September 2017

Name or company name	Denticare Ltd
Contract type name	GDS Contract
Purpose of contract	General
Contract start date	01/07/2009
Contract end date	

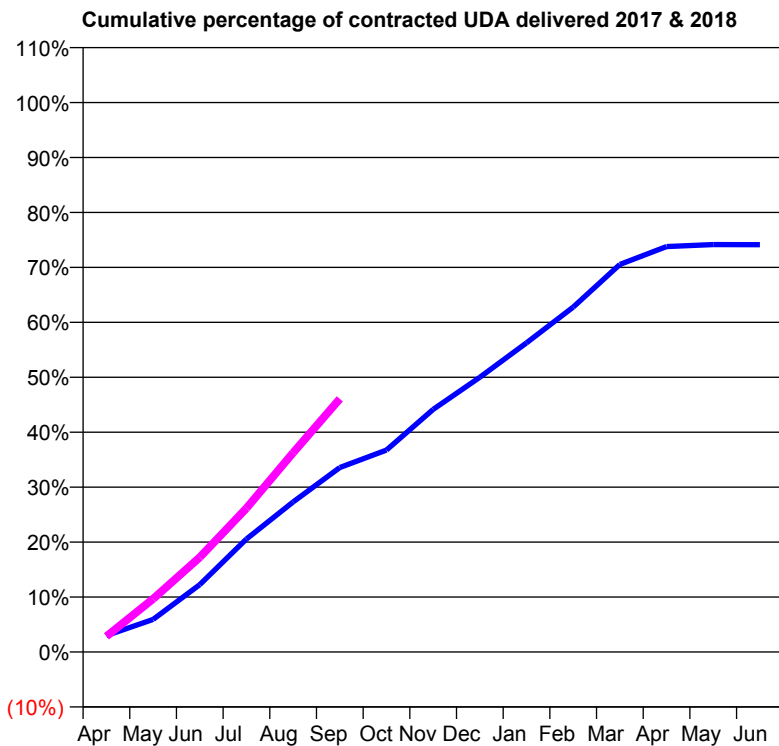
17/18 Contracted general activity (UDA)	10,000
Carry forward general activity (UDA)	0
17/18 Contracted orthodontic activity (UOA)	0
Carry forward orthodontic activity (UOA)	0
Baseline contract value	£254,058.48

ACCESS*

Patients seen in 24 months	Total	Change since previous quarter
Quarter ending September 2016	3,840	
Quarter ending December 2016	3,734	↓
Quarter ending March 2017	3,596	↓
Quarter ending June 2017	3,453	↓
Quarter ending September 2017	3,395	↓
Variance since September 2016	(11.6%)	↓



ACTIVITY



Month	Adjusted Scheduled Activity (UDA)	
	2017	2018
April	361	285
May	711	967
June	1,471	1,725
July	2,467	2,617
August	3,277	3,627
September	4,029	4,607
October	4,409	
November	5,298	
December	6,001	
January	6,752	
February	7,533	
March	8,463	
April	8,853	
May	8,898	
June	8,895	

QUALITY

	Quantity	Base Number	Contract	LHB	Wales
% of FP17s for the same patient ID Re-attending within 3 months - Children	32	531	6.0%	7.8%	10.9%
% of FP17s for the same patient ID Re-attending within 3 months - Adults	325	2,281	14.2%	13.9%	16.2%
% of FP17s for the same patient ID Re-attending between 3 & 9 months - Children	280	531	52.7%	54.4%	58.9%
% of FP17s for the same patient ID Re-attending between 3 & 9 months - Adults	1,394	2,281	61.1%	51.5%	55.2%
% of FP17s for Band 1 Urgent Courses	230	2,605	8.8%	10.3%	9.1%
% of FP17s Relating to Free Repair or Replacements	37	2,605	1.4%	0.6%	0.8%
% of FP17s Relating to Continuations	56	2,605	2.1%	1.2%	0.8%
% of Patients satisfied with the dentistry they have received	78	91	85.7%	90.9%	92.0%
% of Patients satisfied with the time they had to wait for an appointment	75	91	82.4%	86.4%	87.6%

* This is based on patients treated on this contract for their most recent course of treatment. Figures in italics indicate the base number of FP17s or Patient Questionnaire responses are less than 100. N/A is shown where the base number of responses is less than 10 during the period. % is calculated as Quantity/Base number*100

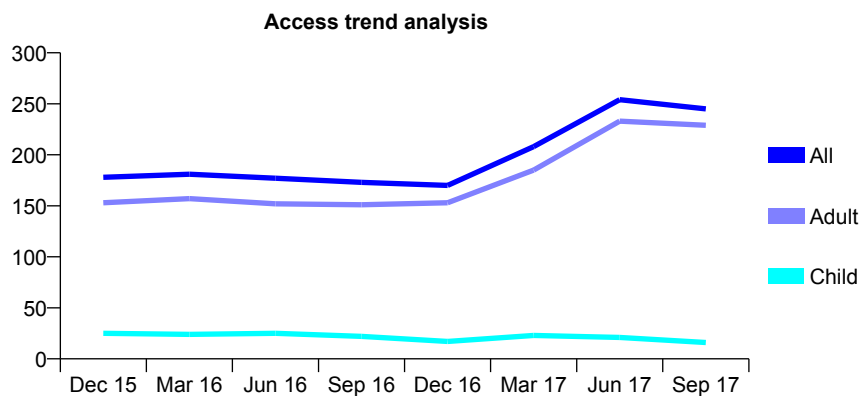
7A7 - Vital Signs At a Glance Contract Report for 158194/0026 - September 2017

Name or company name	Denticare Ltd
Contract type name	PDS Contract
Purpose of contract	General
Contract start date	01/11/2010
Contract end date	31/10/2020

17/18 Contracted general activity (UDA)	638
Carry forward general activity (UDA)	0
17/18 Contracted orthodontic activity (UOA)	0
Carry forward orthodontic activity (UOA)	0
Baseline contract value	£69,023.88

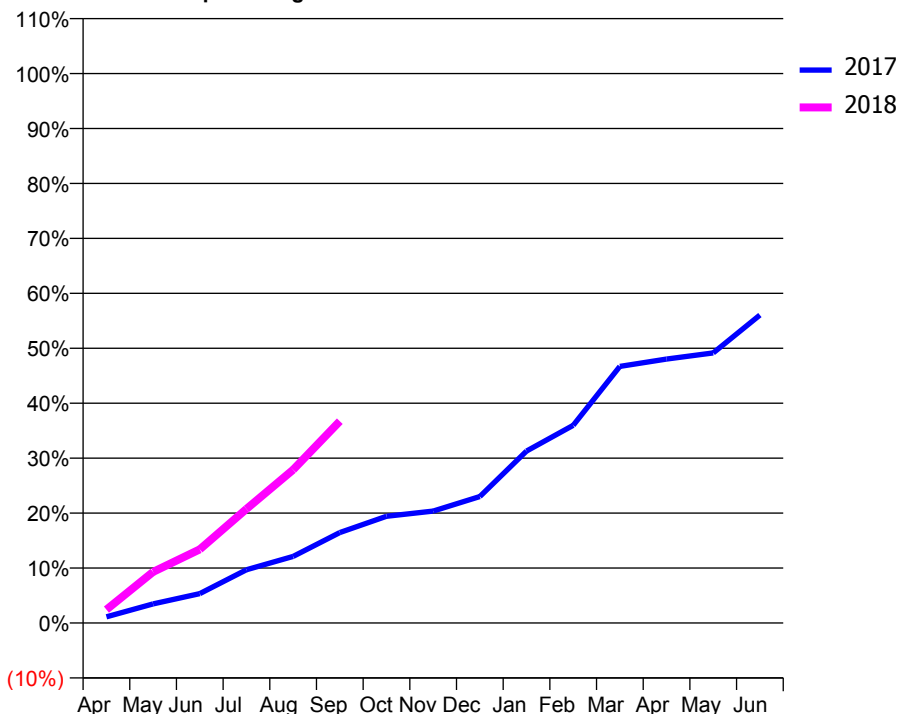
ACCESS*

Patients seen in 24 months	Total	Change since previous quarter
Quarter ending September 2016	173	
Quarter ending December 2016	170	↓
Quarter ending March 2017	208	↑
Quarter ending June 2017	254	↑
Quarter ending September 2017	245	↓
Variance since September 2016	41.6%	↑



ACTIVITY

Cumulative percentage of contracted UDA delivered 2017 & 2018



Adjusted Scheduled Activity (UDA)

Month	2017	2018
April	7	16
May	22	59
June	34	86
July	62	132
August	77	178
September	105	234
October	124	
November	130	
December	147	
January	200	
February	230	
March	298	
April	306	
May	314	
June	358	

QUALITY

	Quantity	Base Number	Contract	LHB	Wales
% of FP17s for the same patient ID Re-attending within 3 months - Children	0	30	0.0%	7.8%	10.9%
% of FP17s for the same patient ID Re-attending within 3 months - Adults	7	255	2.7%	13.9%	16.2%
% of FP17s for the same patient ID Re-attending between 3 & 9 months - Children	1	30	3.3%	54.4%	58.9%
% of FP17s for the same patient ID Re-attending between 3 & 9 months - Adults	1	255	0.4%	51.5%	55.2%
% of FP17s for Band 1 Urgent Courses	201	203	99.0%	10.3%	9.1%
% of FP17s Relating to Free Repair or Replacements	0	203	0.0%	0.6%	0.8%
% of FP17s Relating to Continuations	0	203	0.0%	1.2%	0.8%
% of Patients satisfied with the dentistry they have received	5	5	N/A	90.9%	92.0%
% of Patients satisfied with the time they had to wait for an appointment	5	5	N/A	86.4%	87.6%

* This is based on patients treated on this contract for their most recent course of treatment. Figures in italics indicate the base number of FP17s or Patient Questionnaire responses are less than 100. N/A is shown where the base number of responses is less than 10 during the period. % is calculated as Quantity/Base number*100

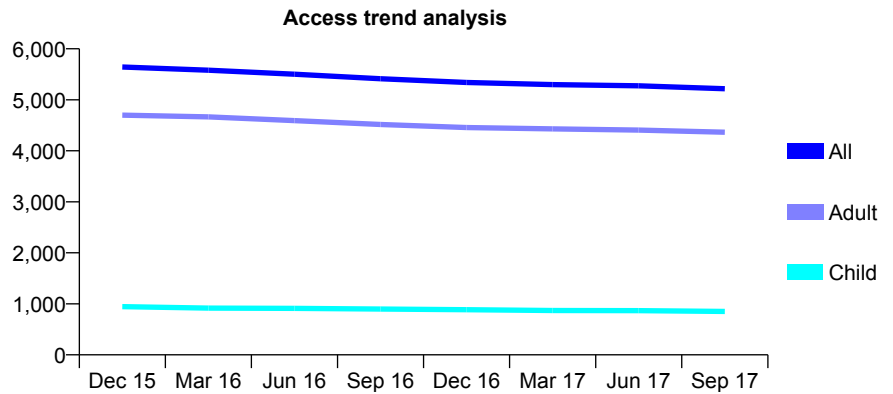
7A7 - Vital Signs At a Glance Contract Report for 193267/0001 - September 2017

Name or company name	Dr DG Evans and Dr JC Evans
Contract type name	GDS Contract
Purpose of contract	General
Contract start date	01/04/2006
Contract end date	

17/18 Contracted general activity (UDA)	15,417
Carry forward general activity (UDA)	37
17/18 Contracted orthodontic activity (UOA)	0
Carry forward orthodontic activity (UOA)	0
Baseline contract value	£391,767.27

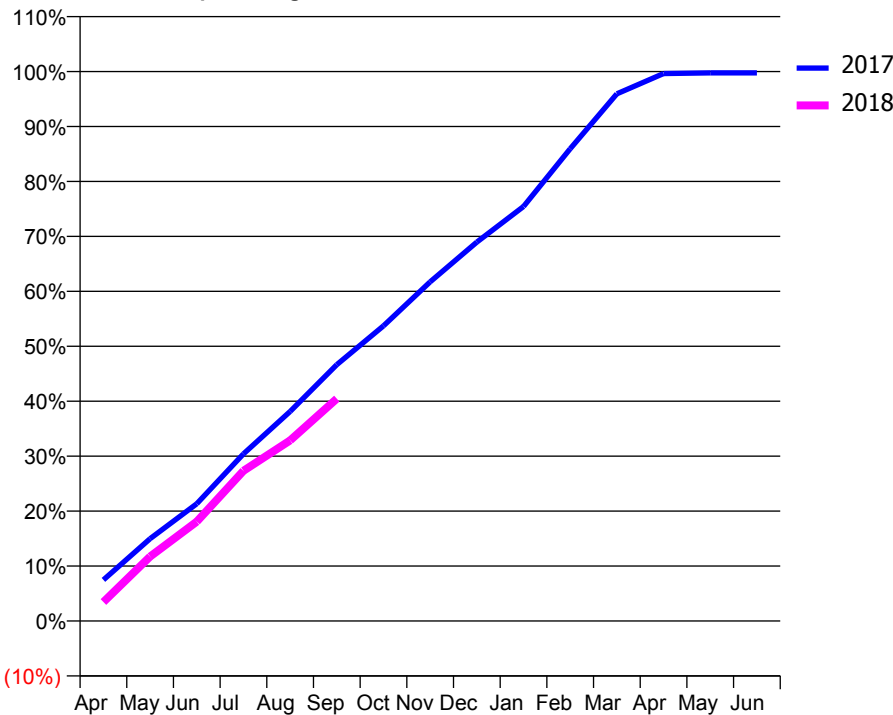
ACCESS*

Patients seen in 24 months	Total	Change since previous quarter
Quarter ending September 2016	5,413	
Quarter ending December 2016	5,341	↓
Quarter ending March 2017	5,298	→
Quarter ending June 2017	5,274	→
Quarter ending September 2017	5,216	↓
Variance since September 2016	(3.6%)	↓



ACTIVITY

Cumulative percentage of contracted UDA delivered 2017 & 2018



Month	Adjusted Scheduled Activity (UDA)	
	2017	2018
April	1,153	531
May	2,310	1,809
June	3,291	2,790
July	4,689	4,215
August	5,878	5,068
September	7,194	6,239
October	8,281	
November	9,516	
December	10,632	
January	11,631	
February	13,250	
March	14,790	
April	15,361	
May	15,380	
June	15,380	

QUALITY

	Quantity	Base Number	Contract	LHB	Wales
% of FP17s for the same patient ID Re-attending within 3 months - Children	37	616	6.0%	7.8%	10.9%
% of FP17s for the same patient ID Re-attending within 3 months - Adults	509	3,268	15.6%	13.9%	16.2%
% of FP17s for the same patient ID Re-attending between 3 & 9 months - Children	368	616	59.7%	54.4%	58.9%
% of FP17s for the same patient ID Re-attending between 3 & 9 months - Adults	1,961	3,268	60.0%	51.5%	55.2%
% of FP17s for Band 1 Urgent Courses	385	3,583	10.7%	10.3%	9.1%
% of FP17s Relating to Free Repair or Replacements	37	3,583	1.0%	0.6%	0.8%
% of FP17s Relating to Continuations	39	3,583	1.1%	1.2%	0.8%
% of Patients satisfied with the dentistry they have received	128	133	96.2%	90.9%	92.0%
% of Patients satisfied with the time they had to wait for an appointment	127	133	95.5%	86.4%	87.6%

* This is based on patients treated on this contract for their most recent course of treatment. Figures in italics indicate the base number of FP17s or Patient Questionnaire responses are less than 100. N/A is shown where the base number of responses is less than 10 during the period. % is calculated as Quantity/Base number*100

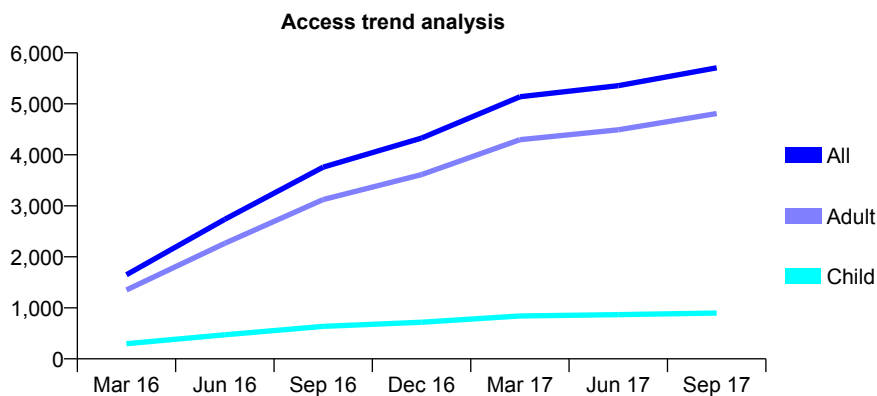
7A7 - Vital Signs At a Glance Contract Report for 208248/0002 - September 2017

Name or company name	The Martin Partnership
Contract type name	GDS Contract
Purpose of contract	General
Contract start date	21/12/2015
Contract end date	

17/18 Contracted general activity (UDA)	16,364
Carry forward general activity (UDA)	-105
17/18 Contracted orthodontic activity (UOA)	0
Carry forward orthodontic activity (UOA)	0
Baseline contract value	£406,922.83

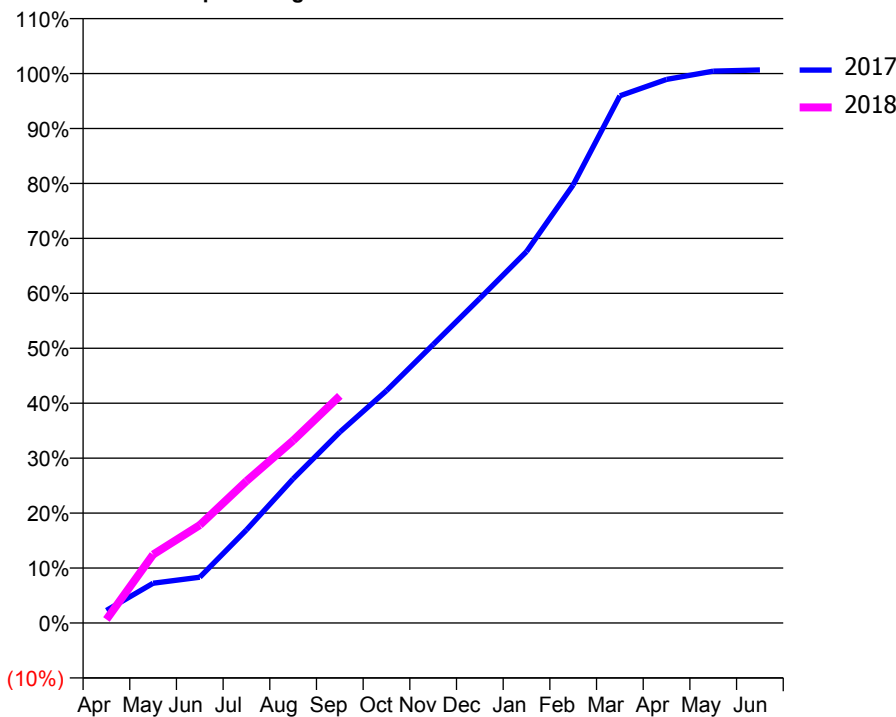
ACCESS*

Patients seen in 24 months	Total	Change since previous quarter
Quarter ending September 2016	3,759	
Quarter ending December 2016	4,329	↑
Quarter ending March 2017	5,139	↑
Quarter ending June 2017	5,356	↑
Quarter ending September 2017	5,707	↑
Variance since September 2016	51.8%	↑



ACTIVITY

Cumulative percentage of contracted UDA delivered 2017 & 2018



Month	Adjusted Scheduled Activity (UDA)	
	2017	2018
April	375	105
May	1,185	2,040
June	1,366	2,918
July	2,773	4,228
August	4,297	5,435
September	5,683	6,765
October	6,920	
November	8,292	
December	9,667	
January	11,060	
February	13,045	
March	15,700	
April	16,189	
May	16,435	
June	16,469	

QUALITY

	Quantity	Base Number	Contract	LHB	Wales
% of FP17s for the same patient ID Re-attending within 3 months - Children	10	539	1.9%	7.8%	10.9%
% of FP17s for the same patient ID Re-attending within 3 months - Adults	283	2,955	9.6%	13.9%	16.2%
% of FP17s for the same patient ID Re-attending between 3 & 9 months - Children	257	539	47.7%	54.4%	58.9%
% of FP17s for the same patient ID Re-attending between 3 & 9 months - Adults	1,468	2,955	49.7%	51.5%	55.2%
% of FP17s for Band 1 Urgent Courses	226	3,212	7.0%	10.3%	9.1%
% of FP17s Relating to Free Repair or Replacements	25	3,212	0.8%	0.6%	0.8%
% of FP17s Relating to Continuations	19	3,212	0.6%	1.2%	0.8%
% of Patients satisfied with the dentistry they have received	110	123	89.4%	90.9%	92.0%
% of Patients satisfied with the time they had to wait for an appointment	108	123	87.8%	86.4%	87.6%

* This is based on patients treated on this contract for their most recent course of treatment. Figures in italics indicate the base number of FP17s or Patient Questionnaire responses are less than 100. N/A is shown where the base number of responses is less than 10 during the period. % is calculated as Quantity/Base number*100

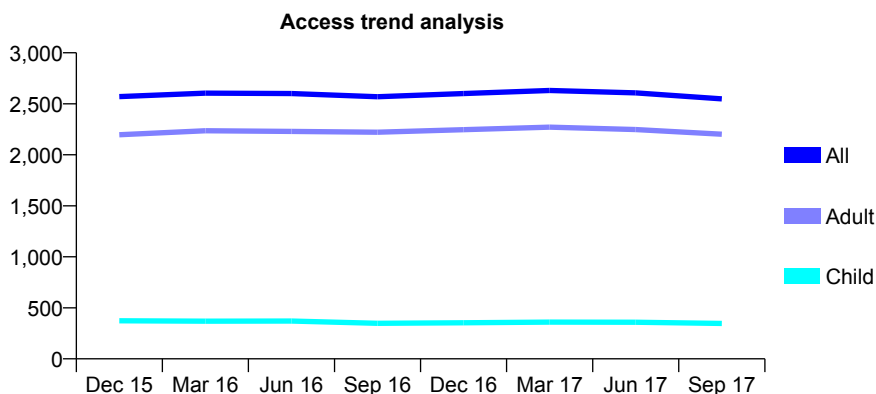
7A7 - Vital Signs At a Glance Contract Report for 218812/0001 - September 2017

Name or company name	MR JD ROBERTS-JAMES
Contract type name	GDS Contract
Purpose of contract	General
Contract start date	01/04/2006
Contract end date	

17/18 Contracted general activity (UDA)	7,456
Carry forward general activity (UDA)	-189
17/18 Contracted orthodontic activity (UOA)	0
Carry forward orthodontic activity (UOA)	0
Baseline contract value	£190,428.81

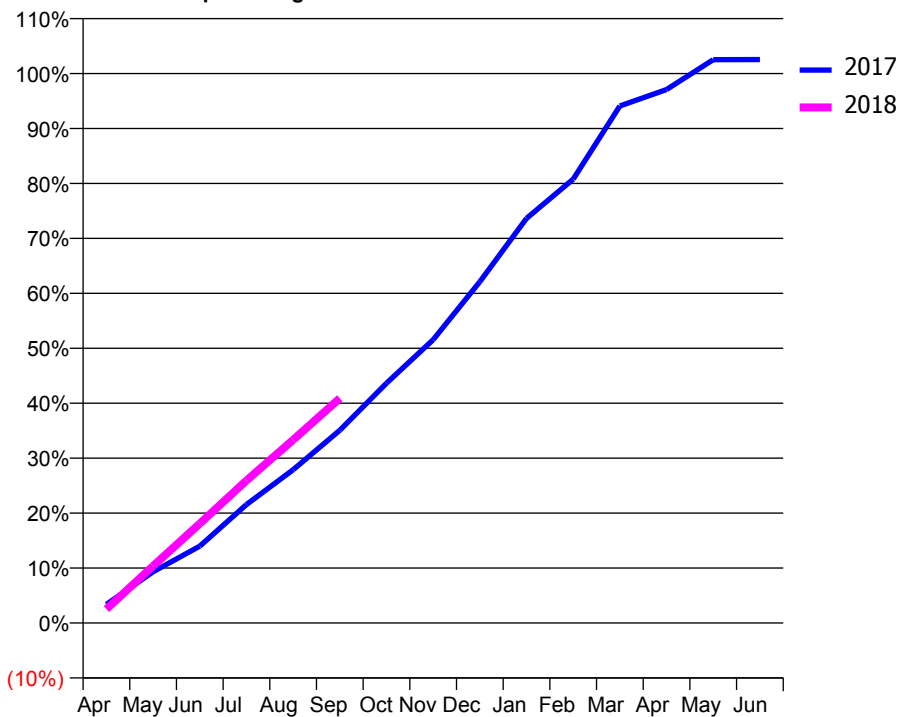
ACCESS*

Patients seen in 24 months	Total	Change since previous quarter
Quarter ending September 2016	2,569	
Quarter ending December 2016	2,601	→
Quarter ending March 2017	2,631	→
Quarter ending June 2017	2,607	→
Quarter ending September 2017	2,549	↓
Variance since September 2016	(0.8%)	→



ACTIVITY

Cumulative percentage of contracted UDA delivered 2017 & 2018



Adjusted Scheduled Activity (UDA)

Month	2017	2018
April	252	189
May	695	773
June	1,042	1,349
July	1,607	1,933
August	2,080	2,485
September	2,615	3,049
October	3,255	
November	3,844	
December	4,631	
January	5,491	
February	6,022	
March	7,015	
April	7,238	
May	7,644	
June	7,645	

QUALITY

	Quantity	Base Number	Contract	LHB	Wales
% of FP17s for the same patient ID Re-attending within 3 months - Children	21	277	7.6%	7.8%	10.9%
% of FP17s for the same patient ID Re-attending within 3 months - Adults	206	1,477	13.9%	13.9%	16.2%
% of FP17s for the same patient ID Re-attending between 3 & 9 months - Children	183	277	66.1%	54.4%	58.9%
% of FP17s for the same patient ID Re-attending between 3 & 9 months - Adults	863	1,477	58.4%	51.5%	55.2%
% of FP17s for Band 1 Urgent Courses	55	1,430	3.8%	10.3%	9.1%
% of FP17s Relating to Free Repair or Replacements	7	1,430	0.5%	0.6%	0.8%
% of FP17s Relating to Continuations	16	1,430	1.1%	1.2%	0.8%
% of Patients satisfied with the dentistry they have received	74	79	93.7%	90.9%	92.0%
% of Patients satisfied with the time they had to wait for an appointment	68	79	86.1%	86.4%	87.6%

* This is based on patients treated on this contract for their most recent course of treatment. Figures in italics indicate the base number of FP17s or Patient Questionnaire responses are less than 100. N/A is shown where the base number of responses is less than 10 during the period. % is calculated as Quantity/Base number*100

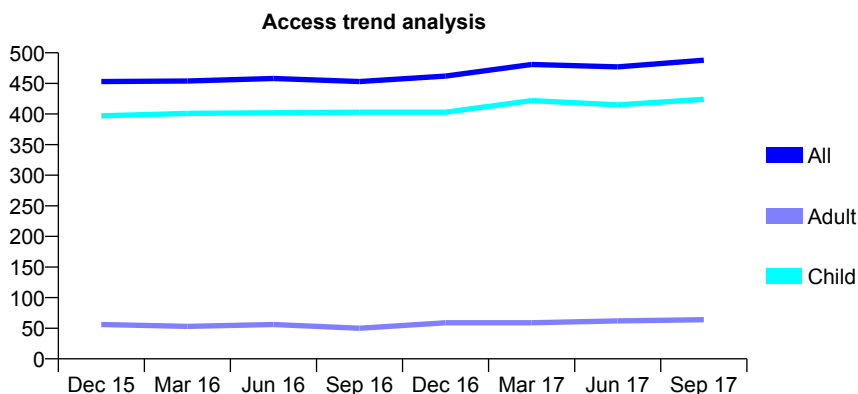
7A7 - Vital Signs At a Glance Contract Report for 565350/0001 - September 2017

Name or company name	MR CA HIMSWORTH
Contract type name	GDS Contract
Purpose of contract	General
Contract start date	01/04/2006
Contract end date	

17/18 Contracted general activity (UDA)	1,250
Carry forward general activity (UDA)	8
17/18 Contracted orthodontic activity (UOA)	0
Carry forward orthodontic activity (UOA)	0
Baseline contract value	£36,550.21

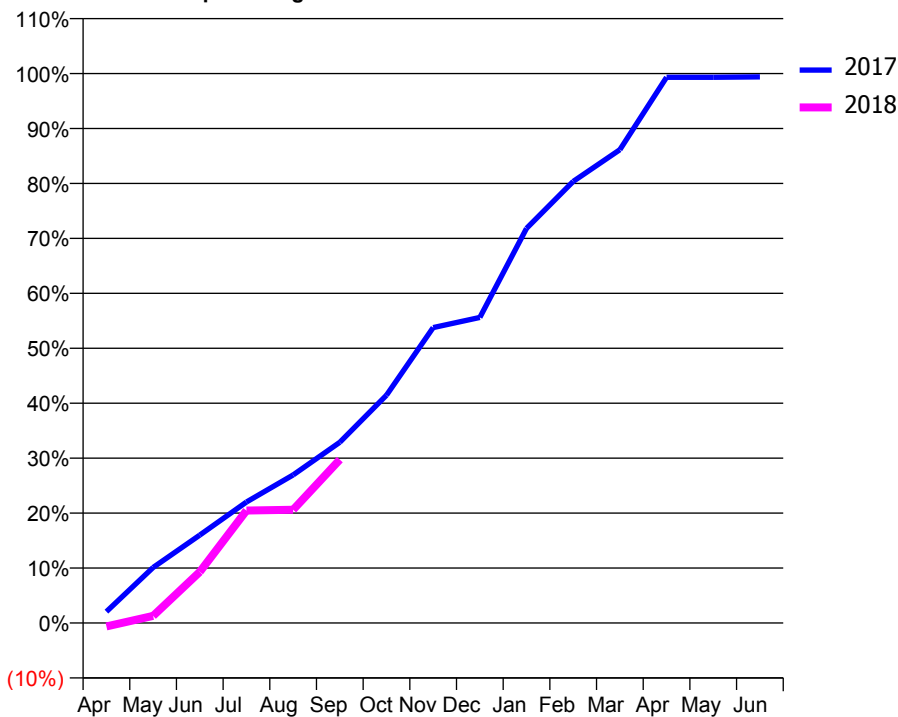
ACCESS*

Patients seen in 24 months	Total	Change since previous quarter
Quarter ending September 2016	453	
Quarter ending December 2016	462	→
Quarter ending March 2017	481	↑
Quarter ending June 2017	477	→
Quarter ending September 2017	488	↑
Variance since September 2016	7.7%	↑



ACTIVITY

Cumulative percentage of contracted UDA delivered 2017 & 2018



Adjusted Scheduled Activity (UDA)

Month	2017	2018
April	26	-8
May	126	16
June	200	116
July	275	256
August	337	258
September	411	372
October	518	
November	672	
December	695	
January	898	
February	1,004	
March	1,077	
April	1,241	
May	1,241	
June	1,242	

QUALITY

	Quantity	Base Number	Contract	LHB	Wales
% of FP17s for the same patient ID Re-attending within 3 months - Children	44	397	11.1%	7.8%	10.9%
% of FP17s for the same patient ID Re-attending within 3 months - Adults	0	0	N/A	13.9%	16.2%
% of FP17s for the same patient ID Re-attending between 3 & 9 months - Children	239	397	60.2%	54.4%	58.9%
% of FP17s for the same patient ID Re-attending between 3 & 9 months - Adults	0	0	N/A	51.5%	55.2%
% of FP17s for Band 1 Urgent Courses	15	290	5.2%	10.3%	9.1%
% of FP17s Relating to Free Repair or Replacements	0	290	0.0%	0.6%	0.8%
% of FP17s Relating to Continuations	0	290	0.0%	1.2%	0.8%
% of Patients satisfied with the dentistry they have received	8	8	N/A	90.9%	92.0%
% of Patients satisfied with the time they had to wait for an appointment	6	8	N/A	86.4%	87.6%

* This is based on patients treated on this contract for their most recent course of treatment. Figures in italics indicate the base number of FP17s or Patient Questionnaire responses are less than 100. N/A is shown where the base number of responses is less than 10 during the period. % is calculated as Quantity/Base number*100

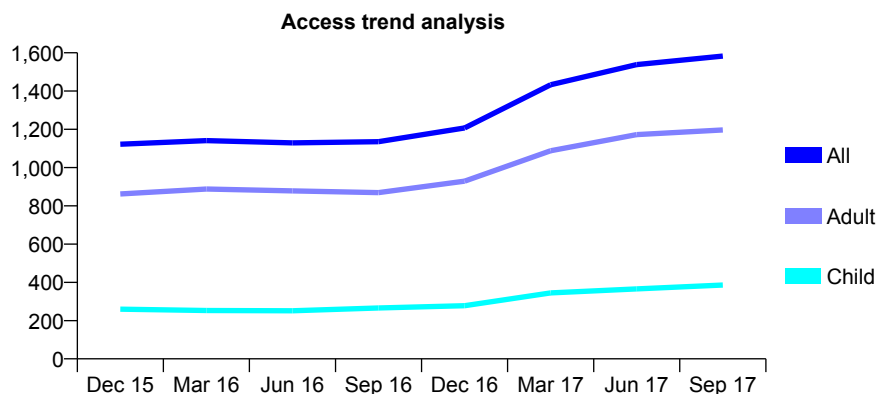
7A7 - Vital Signs At a Glance Contract Report for 659193/0002 - September 2017

Name or company name	T&C Ichim
Contract type name	GDS Contract
Purpose of contract	General
Contract start date	03/05/2014
Contract end date	

17/18 Contracted general activity (UDA)	3,370
Carry forward general activity (UDA)	19
17/18 Contracted orthodontic activity (UOA)	0
Carry forward orthodontic activity (UOA)	0
Baseline contract value	£78,774.00

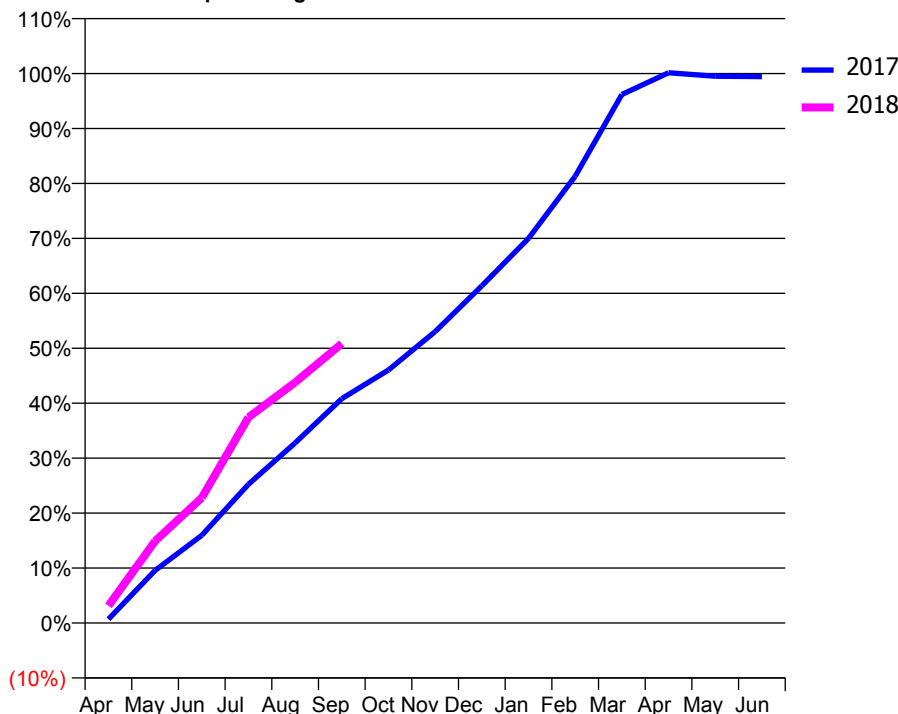
ACCESS*

Patients seen in 24 months	Total	Change since previous quarter
Quarter ending September 2016	1,135	
Quarter ending December 2016	1,207	↑
Quarter ending March 2017	1,433	↑
Quarter ending June 2017	1,538	↑
Quarter ending September 2017	1,583	↑
Variance since September 2016	39.5%	↑



ACTIVITY

Cumulative percentage of contracted UDA delivered 2017 & 2018



Month	Adjusted Scheduled Activity (UDA)	
	2017	2018
April	23	106
May	323	502
June	538	768
July	851	1,261
August	1,104	1,476
September	1,376	1,714
October	1,551	
November	1,787	
December	2,068	
January	2,359	
February	2,740	
March	3,241	
April	3,375	
May	3,353	
June	3,351	

QUALITY

	Quantity	Base Number	Contract	LHB	Wales
% of FP17s for the same patient ID Re-attending within 3 months - Children	7	228	3.1%	7.8%	10.9%
% of FP17s for the same patient ID Re-attending within 3 months - Adults	39	681	5.7%	13.9%	16.2%
% of FP17s for the same patient ID Re-attending between 3 & 9 months - Children	102	228	44.7%	54.4%	58.9%
% of FP17s for the same patient ID Re-attending between 3 & 9 months - Adults	316	681	46.4%	51.5%	55.2%
% of FP17s for Band 1 Urgent Courses	10	852	1.2%	10.3%	9.1%
% of FP17s Relating to Free Repair or Replacements	5	852	0.6%	0.6%	0.8%
% of FP17s Relating to Continuations	0	852	0.0%	1.2%	0.8%
% of Patients satisfied with the dentistry they have received	29	31	93.5%	90.9%	92.0%
% of Patients satisfied with the time they had to wait for an appointment	29	31	93.5%	86.4%	87.6%

* This is based on patients treated on this contract for their most recent course of treatment. Figures in italics indicate the base number of FP17s or Patient Questionnaire responses are less than 100. N/A is shown where the base number of responses is less than 10 during the period. % is calculated as Quantity/Base number*100

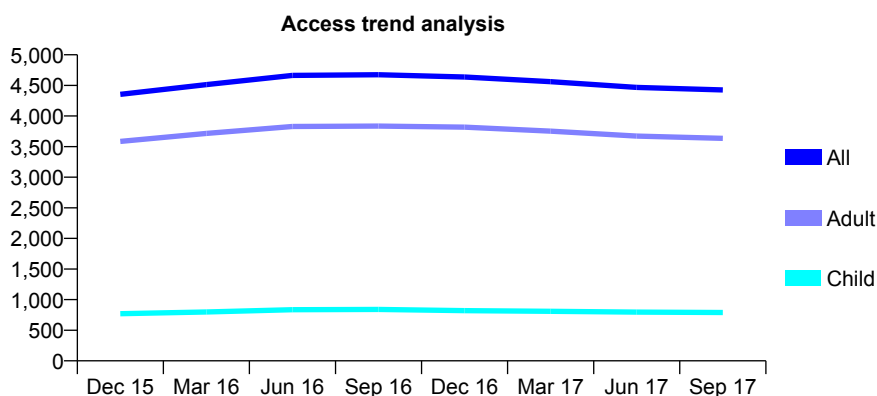
7A7 - Vital Signs At a Glance Contract Report for 689823/0001 - September 2017

Name or company name	MR J CHARRO
Contract type name	GDS Contract
Purpose of contract	General
Contract start date	01/04/2006
Contract end date	

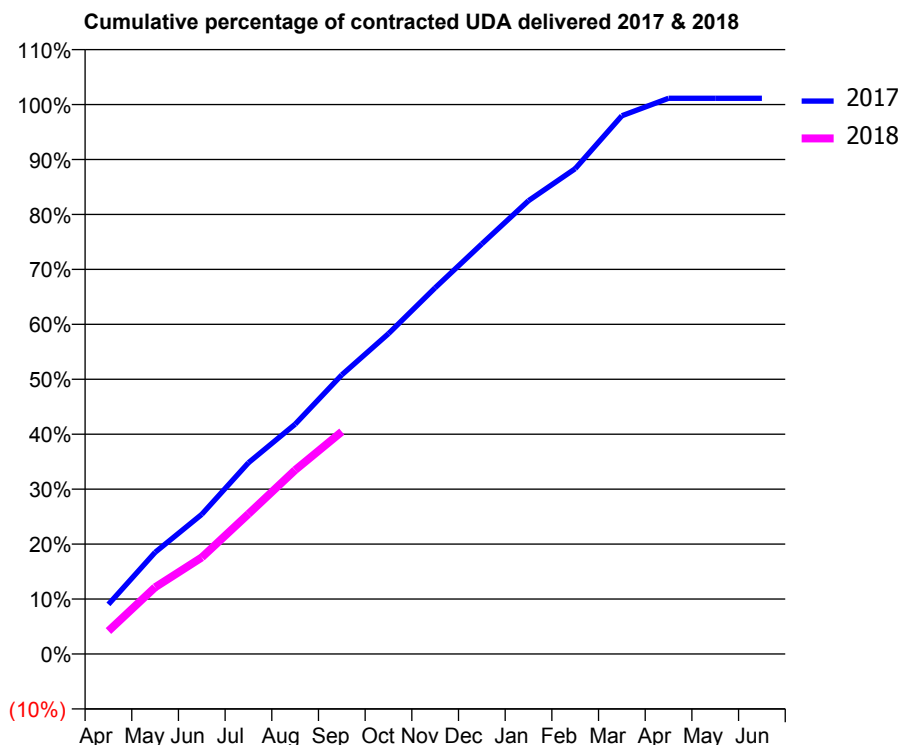
17/18 Contracted general activity (UDA)	14,000
Carry forward general activity (UDA)	-158
17/18 Contracted orthodontic activity (UOA)	0
Carry forward orthodontic activity (UOA)	0
Baseline contract value	£409,344.12

ACCESS*

Patients seen in 24 months	Total	Change since previous quarter
Quarter ending September 2016	4,675	
Quarter ending December 2016	4,637	→
Quarter ending March 2017	4,561	↓
Quarter ending June 2017	4,468	↓
Quarter ending September 2017	4,425	→
Variance since September 2016	(5.3%)	↓



ACTIVITY



Month	Adjusted Scheduled Activity (UDA)	
	2017	2018
April	1,266	586
May	2,591	1,699
June	3,559	2,463
July	4,873	3,569
August	5,856	4,688
September	7,112	5,664
October	8,162	
November	9,331	
December	10,450	
January	11,548	
February	12,364	
March	13,714	
April	14,158	
May	14,158	
June	14,158	

QUALITY

	Quantity	Base Number	Contract	LHB	Wales
% of FP17s for the same patient ID Re-attending within 3 months - Children	42	617	6.8%	7.8%	10.9%
% of FP17s for the same patient ID Re-attending within 3 months - Adults	433	2,939	14.7%	13.9%	16.2%
% of FP17s for the same patient ID Re-attending between 3 & 9 months - Children	416	617	67.4%	54.4%	58.9%
% of FP17s for the same patient ID Re-attending between 3 & 9 months - Adults	2,147	2,939	73.1%	51.5%	55.2%
% of FP17s for Band 1 Urgent Courses	307	3,321	9.2%	10.3%	9.1%
% of FP17s Relating to Free Repair or Replacements	5	3,321	0.2%	0.6%	0.8%
% of FP17s Relating to Continuations	38	3,321	1.1%	1.2%	0.8%
% of Patients satisfied with the dentistry they have received	91	102	89.2%	90.9%	92.0%
% of Patients satisfied with the time they had to wait for an appointment	94	102	92.2%	86.4%	87.6%

* This is based on patients treated on this contract for their most recent course of treatment. Figures in italics indicate the base number of FP17s or Patient Questionnaire responses are less than 100. N/A is shown where the base number of responses is less than 10 during the period. % is calculated as Quantity/Base number*100

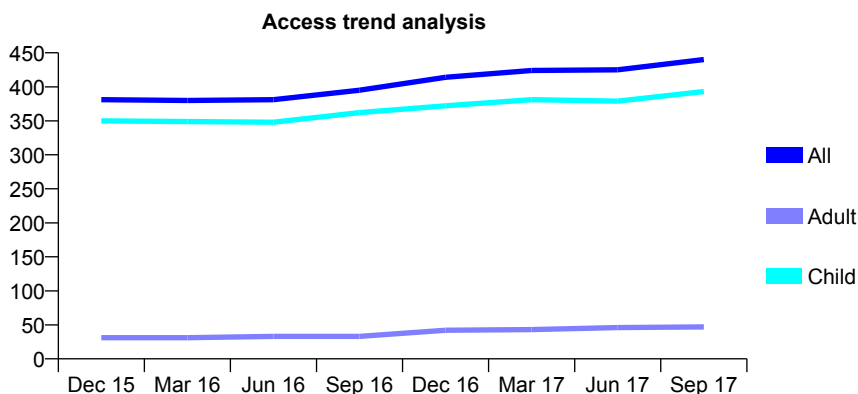
7A7 - Vital Signs At a Glance Contract Report for 762938/0001 - September 2017

Name or company name	MISS G DAVIES
Contract type name	PDS Contract
Purpose of contract	General
Contract start date	01/04/2012
Contract end date	31/03/2018

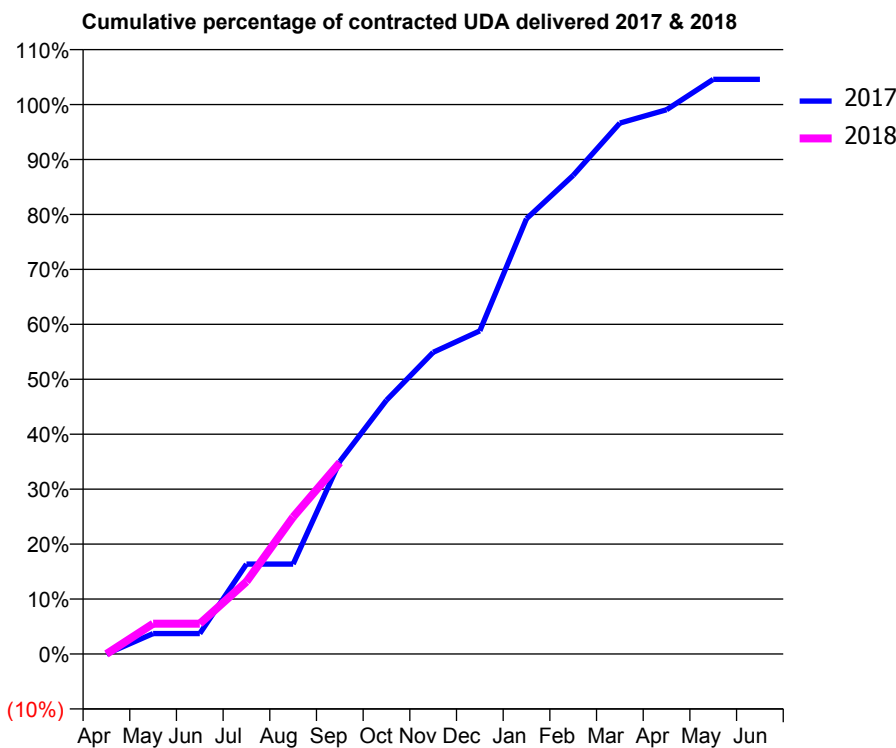
17/18 Contracted general activity (UDA)	700
Carry forward general activity (UDA)	0
17/18 Contracted orthodontic activity (UOA)	0
Carry forward orthodontic activity (UOA)	0
Baseline contract value	£26,554.20

ACCESS*

Patients seen in 24 months	Total	Change since previous quarter
Quarter ending September 2016	395	
Quarter ending December 2016	414	↑
Quarter ending March 2017	424	↑
Quarter ending June 2017	425	→
Quarter ending September 2017	440	↑
Variance since September 2016	11.4%	↑



ACTIVITY



Month	Adjusted Scheduled Activity (UDA)	
	2017	2018
April	0	0
May	26	39
June	26	39
July	115	92
August	115	175
September	245	244
October	323	
November	384	
December	412	
January	555	
February	610	
March	676	
April	693	
May	732	
June	732	

QUALITY

	Quantity	Base Number	Contract	LHB	Wales
% of FP17s for the same patient ID Re-attending within 3 months - Children	27	218	12.4%	7.8%	10.9%
% of FP17s for the same patient ID Re-attending within 3 months - Adults	1	9	11.1%	13.9%	16.2%
% of FP17s for the same patient ID Re-attending between 3 & 9 months - Children	77	218	35.3%	54.4%	58.9%
% of FP17s for the same patient ID Re-attending between 3 & 9 months - Adults	5	9	55.6%	51.5%	55.2%
% of FP17s for Band 1 Urgent Courses	9	180	5.0%	10.3%	9.1%
% of FP17s Relating to Free Repair or Replacements	0	180	0.0%	0.6%	0.8%
% of FP17s Relating to Continuations	0	180	0.0%	1.2%	0.8%
% of Patients satisfied with the dentistry they have received	6	7	N/A	90.9%	92.0%
% of Patients satisfied with the time they had to wait for an appointment	4	7	N/A	86.4%	87.6%

* This is based on patients treated on this contract for their most recent course of treatment. Figures in italics indicate the base number of FP17s or Patient Questionnaire responses are less than 100. N/A is shown where the base number of responses is less than 10 during the period. % is calculated as Quantity/Base number*100

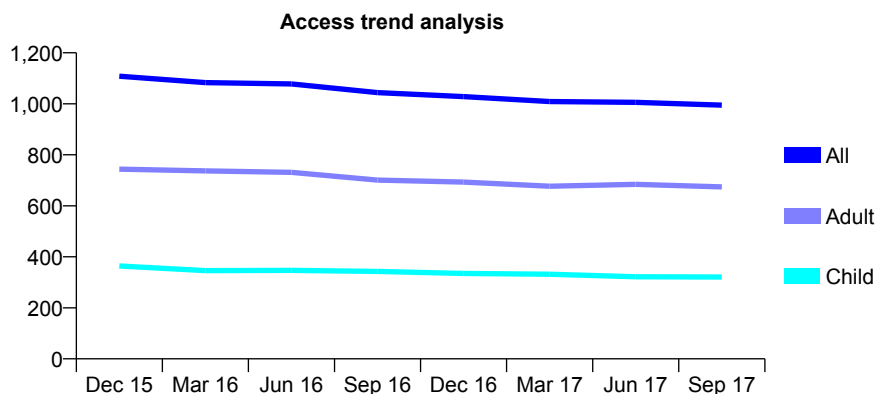
7A7 - Vital Signs At a Glance Contract Report for 809748/0001 - September 2017

Name or company name	MR MS QUAYLE
Contract type name	GDS Contract
Purpose of contract	General
Contract start date	24/06/2013
Contract end date	

17/18 Contracted general activity (UDA)	2,495
Carry forward general activity (UDA)	0
17/18 Contracted orthodontic activity (UOA)	0
Carry forward orthodontic activity (UOA)	0
Baseline contract value	£60,128.58

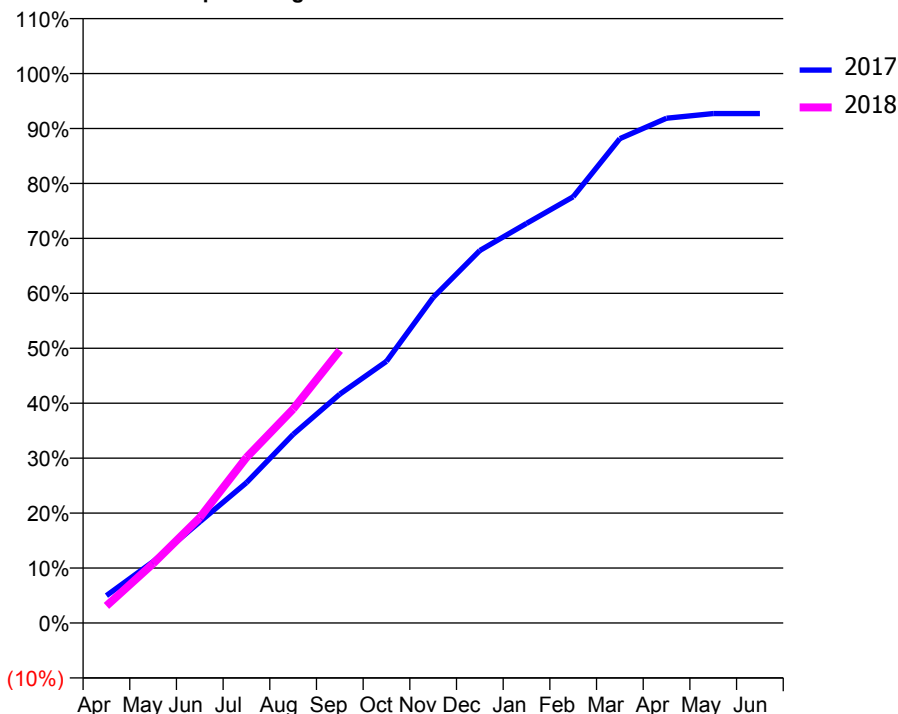
ACCESS*

Patients seen in 24 months	Total	Change since previous quarter
Quarter ending September 2016	1,044	
Quarter ending December 2016	1,028	↓
Quarter ending March 2017	1,009	↓
Quarter ending June 2017	1,006	→
Quarter ending September 2017	995	↓
Variance since September 2016	(4.7%)	↓



ACTIVITY

Cumulative percentage of contracted UDA delivered 2017 & 2018



Month	Adjusted Scheduled Activity (UDA)	
	2017	2018
April	150	78
May	335	270
June	551	478
July	765	751
August	1,028	971
September	1,248	1,238
October	1,426	
November	1,774	
December	2,030	
January	2,178	
February	2,323	
March	2,640	
April	2,752	
May	2,777	
June	2,777	

QUALITY

	Quantity	Base Number	Contract	LHB	Wales
% of FP17s for the same patient ID Re-attending within 3 months - Children	15	252	6.0%	7.8%	10.9%
% of FP17s for the same patient ID Re-attending within 3 months - Adults	114	530	21.5%	13.9%	16.2%
% of FP17s for the same patient ID Re-attending between 3 & 9 months - Children	152	252	60.3%	54.4%	58.9%
% of FP17s for the same patient ID Re-attending between 3 & 9 months - Adults	270	530	50.9%	51.5%	55.2%
% of FP17s for Band 1 Urgent Courses	64	714	9.0%	10.3%	9.1%
% of FP17s Relating to Free Repair or Replacements	6	714	0.8%	0.6%	0.8%
% of FP17s Relating to Continuations	1	714	0.1%	1.2%	0.8%
% of Patients satisfied with the dentistry they have received	22	27	81.5%	90.9%	92.0%
% of Patients satisfied with the time they had to wait for an appointment	27	27	100.0%	86.4%	87.6%

* This is based on patients treated on this contract for their most recent course of treatment. Figures in italics indicate the base number of FP17s or Patient Questionnaire responses are less than 100. N/A is shown where the base number of responses is less than 10 during the period. % is calculated as Quantity/Base number*100

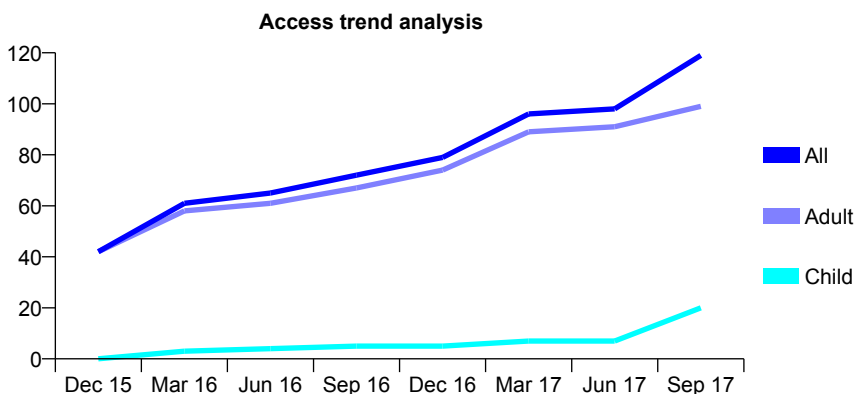
7A7 - Vital Signs At a Glance Contract Report for 830887/0002 - September 2017

Name or company name	MR WJ TOLLEY
Contract type name	PDS Contract
Purpose of contract	General
Contract start date	02/01/2011
Contract end date	01/01/2021

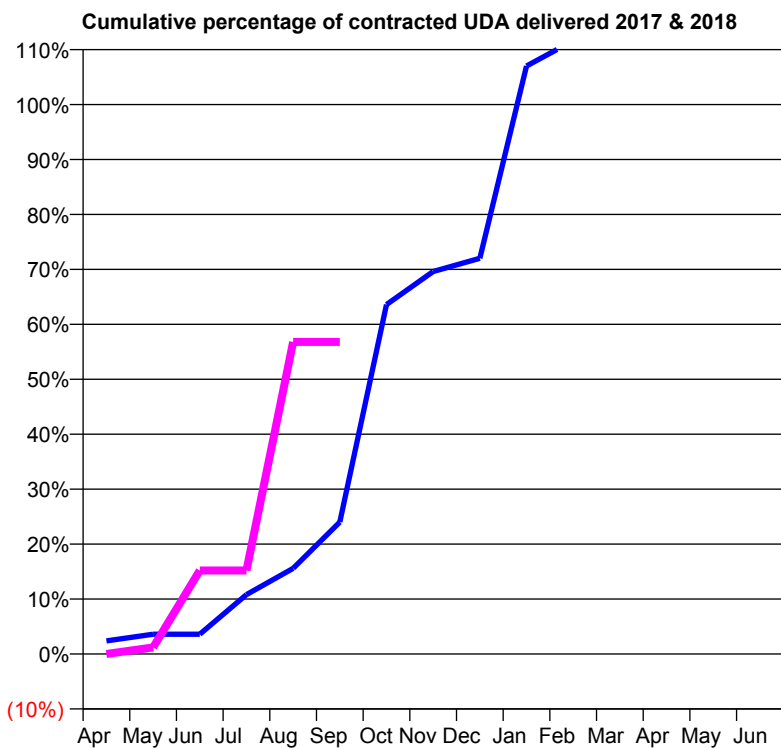
17/18 Contracted general activity (UDA)	100
Carry forward general activity (UDA)	0
17/18 Contracted orthodontic activity (UOA)	0
Carry forward orthodontic activity (UOA)	0
Baseline contract value	£0.00

ACCESS*

Patients seen in 24 months	Total	Change since previous quarter
Quarter ending September 2016	72	
Quarter ending December 2016	79	↑
Quarter ending March 2017	96	↑
Quarter ending June 2017	98	↑
Quarter ending September 2017	119	↑
Variance since September 2016	65.3%	↑



ACTIVITY



Month	Adjusted Scheduled Activity (UDA)	
	2017	2018
April	2	0
May	4	1
June	4	15
July	11	15
August	16	57
September	24	57
October	64	
November	70	
December	72	
January	107	
February	112	
March	124	
April	128	
May	129	
June	134	

QUALITY

	Quantity	Base Number	Contract	LHB	Wales
% of FP17s for the same patient ID Re-attending within 3 months - Children	0	14	0.0%	7.8%	10.9%
% of FP17s for the same patient ID Re-attending within 3 months - Adults	0	38	0.0%	13.9%	16.2%
% of FP17s for the same patient ID Re-attending between 3 & 9 months - Children	0	14	0.0%	54.4%	58.9%
% of FP17s for the same patient ID Re-attending between 3 & 9 months - Adults	0	38	0.0%	51.5%	55.2%
% of FP17s for Band 1 Urgent Courses	18	43	41.9%	10.3%	9.1%
% of FP17s Relating to Free Repair or Replacements	0	43	0.0%	0.6%	0.8%
% of FP17s Relating to Continuations	0	43	0.0%	1.2%	0.8%
% of Patients satisfied with the dentistry they have received	1	1	N/A	90.9%	92.0%
% of Patients satisfied with the time they had to wait for an appointment	1	1	N/A	86.4%	87.6%

* This is based on patients treated on this contract for their most recent course of treatment. Figures in italics indicate the base number of FP17s or Patient Questionnaire responses are less than 100. N/A is shown where the base number of responses is less than 10 during the period. % is calculated as Quantity/Base number*100

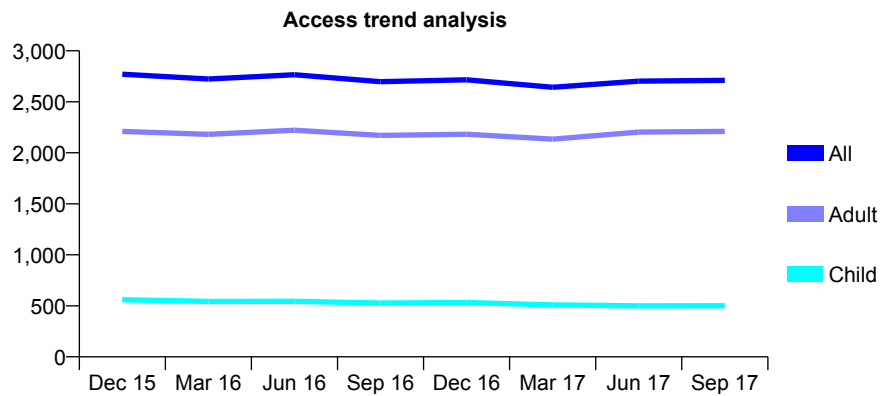
7A7 - Vital Signs At a Glance Contract Report for 849324/0001 - September 2017

Name or company name	MISS S FAWAZ
Contract type name	GDS Contract
Purpose of contract	General
Contract start date	01/04/2006
Contract end date	

17/18 Contracted general activity (UDA)	8,000
Carry forward general activity (UDA)	0
17/18 Contracted orthodontic activity (UOA)	0
Carry forward orthodontic activity (UOA)	0
Baseline contract value	£200,834.54

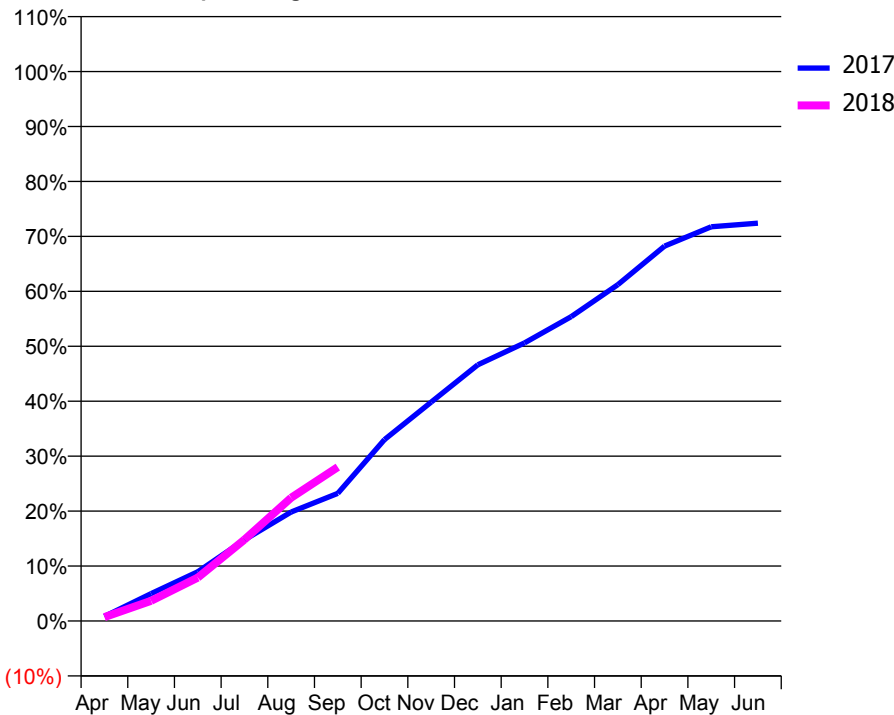
ACCESS*

Patients seen in 24 months	Total	Change since previous quarter
Quarter ending September 2016	2,698	
Quarter ending December 2016	2,716	→
Quarter ending March 2017	2,643	↓
Quarter ending June 2017	2,703	↑
Quarter ending September 2017	2,711	→
Variance since September 2016	0.5%	→



ACTIVITY

Cumulative percentage of contracted UDA delivered 2017 & 2018



Month	Adjusted Scheduled Activity (UDA)	
	2017	2018
April	67	58
May	398	294
June	717	632
July	1,182	1,184
August	1,587	1,795
September	1,858	2,241
October	2,641	
November	3,186	
December	3,730	
January	4,049	
February	4,431	
March	4,898	
April	5,458	
May	5,740	
June	5,792	

QUALITY

	Quantity	Base Number	Contract	LHB	Wales
% of FP17s for the same patient ID Re-attending within 3 months - Children	4	257	1.6%	7.8%	10.9%
% of FP17s for the same patient ID Re-attending within 3 months - Adults	136	1,317	10.3%	13.9%	16.2%
% of FP17s for the same patient ID Re-attending between 3 & 9 months - Children	109	257	42.4%	54.4%	58.9%
% of FP17s for the same patient ID Re-attending between 3 & 9 months - Adults	595	1,317	45.2%	51.5%	55.2%
% of FP17s for Band 1 Urgent Courses	119	1,249	9.5%	10.3%	9.1%
% of FP17s Relating to Free Repair or Replacements	9	1,249	0.7%	0.6%	0.8%
% of FP17s Relating to Continuations	4	1,249	0.3%	1.2%	0.8%
% of Patients satisfied with the dentistry they have received	59	68	86.8%	90.9%	92.0%
% of Patients satisfied with the time they had to wait for an appointment	61	68	89.7%	86.4%	87.6%

* This is based on patients treated on this contract for their most recent course of treatment. Figures in italics indicate the base number of FP17s or Patient Questionnaire responses are less than 100. N/A is shown where the base number of responses is less than 10 during the period. % is calculated as Quantity/Base number*100

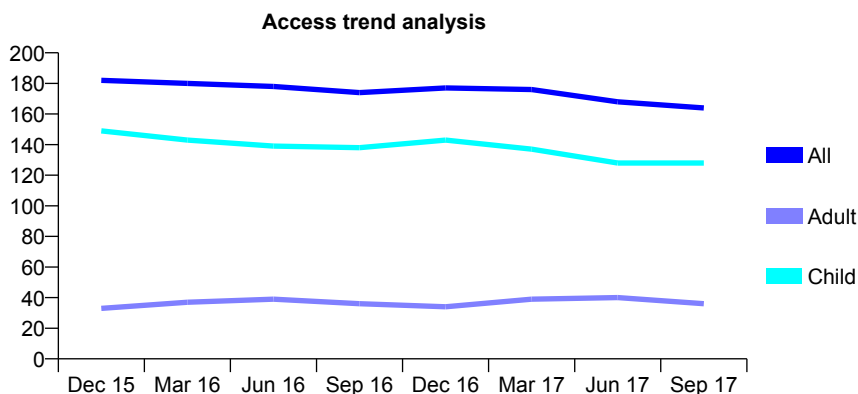
7A7 - Vital Signs At a Glance Contract Report for 915645/0001 - September 2017

Name or company name	MISS SE GRIFFITHS
Contract type name	GDS Contract
Purpose of contract	General
Contract start date	01/04/2006
Contract end date	

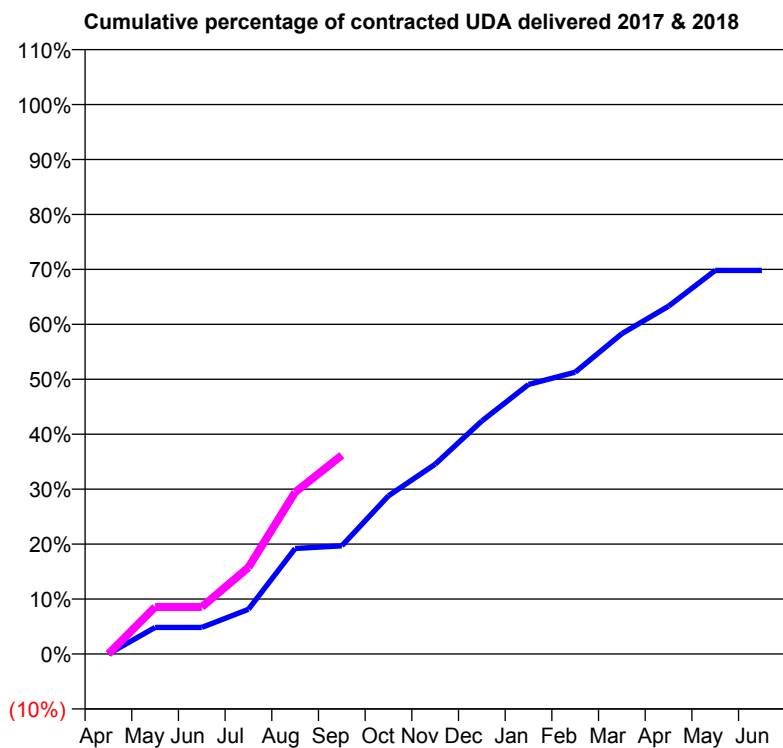
17/18 Contracted general activity (UDA)	250
Carry forward general activity (UDA)	0
17/18 Contracted orthodontic activity (UOA)	0
Carry forward orthodontic activity (UOA)	0
Baseline contract value	£6,150.40

ACCESS*

Patients seen in 24 months	Total	Change since previous quarter
Quarter ending September 2016	174	
Quarter ending December 2016	177	→
Quarter ending March 2017	176	→
Quarter ending June 2017	168	↓
Quarter ending September 2017	164	↓
Variance since September 2016	(5.7%)	↓



ACTIVITY



Month	Adjusted Scheduled Activity (UDA)	
	2017	2018
April	0	0
May	19	21
June	19	21
July	33	39
August	77	74
September	79	90
October	115	
November	138	
December	170	
January	196	
February	205	
March	233	
April	253	
May	279	
June	279	

QUALITY

	Quantity	Base Number	Contract	LHB	Wales
% of FP17s for the same patient ID Re-attending within 3 months - Children	4	103	3.9%	7.8%	10.9%
% of FP17s for the same patient ID Re-attending within 3 months - Adults	0	7	0.0%	13.9%	16.2%
% of FP17s for the same patient ID Re-attending between 3 & 9 months - Children	69	103	67.0%	54.4%	58.9%
% of FP17s for the same patient ID Re-attending between 3 & 9 months - Adults	6	7	85.7%	51.5%	55.2%
% of FP17s for Band 1 Urgent Courses	7	76	9.2%	10.3%	9.1%
% of FP17s Relating to Free Repair or Replacements	0	76	0.0%	0.6%	0.8%
% of FP17s Relating to Continuations	0	76	0.0%	1.2%	0.8%
% of Patients satisfied with the dentistry they have received	1	1	N/A	90.9%	92.0%
% of Patients satisfied with the time they had to wait for an appointment	1	1	N/A	86.4%	87.6%

* This is based on patients treated on this contract for their most recent course of treatment. Figures in italics indicate the base number of FP17s or Patient Questionnaire responses are less than 100. N/A is shown where the base number of responses is less than 10 during the period. % is calculated as Quantity/Base number*100

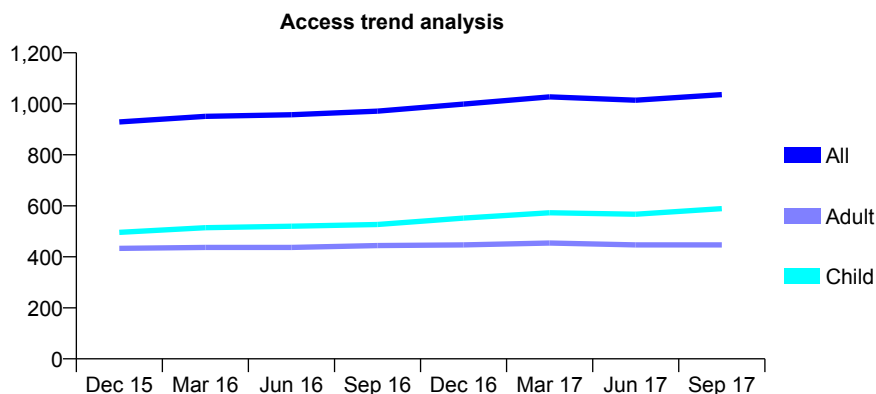
7A7 - Vital Signs At a Glance Contract Report for 964948/0001 - September 2017

Name or company name	MR WJ JENKINS
Contract type name	GDS Contract
Purpose of contract	General
Contract start date	25/10/2013
Contract end date	

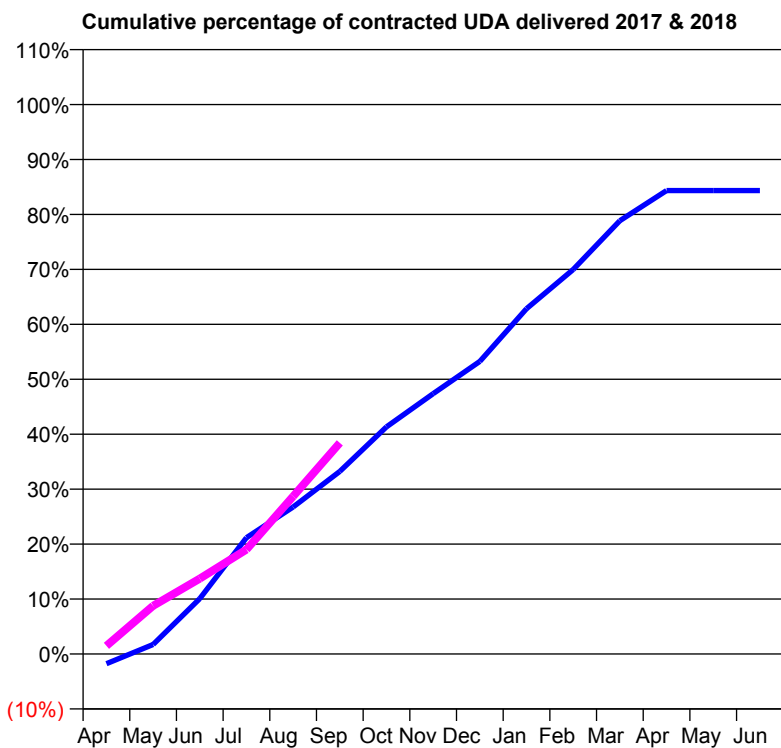
17/18 Contracted general activity (UDA)	2,700
Carry forward general activity (UDA)	0
17/18 Contracted orthodontic activity (UOA)	0
Carry forward orthodontic activity (UOA)	0
Baseline contract value	£79,339.66

ACCESS*

Patients seen in 24 months	Total	Change since previous quarter
Quarter ending September 2016	971	
Quarter ending December 2016	999	↑
Quarter ending March 2017	1,027	↑
Quarter ending June 2017	1,014	↓
Quarter ending September 2017	1,036	↑
Variance since September 2016	6.7%	↑



ACTIVITY



Month	Adjusted Scheduled Activity (UDA)	
	2017	2018
April	-48	40
May	47	237
June	272	370
July	572	513
August	722	775
September	897	1,037
October	1,116	
November	1,279	
December	1,438	
January	1,697	
February	1,890	
March	2,129	
April	2,277	
May	2,277	
June	2,277	

QUALITY

	Quantity	Base Number	Contract	LHB	Wales
% of FP17s for the same patient ID Re-attending within 3 months - Children	23	469	4.9%	7.8%	10.9%
% of FP17s for the same patient ID Re-attending within 3 months - Adults	40	286	14.0%	13.9%	16.2%
% of FP17s for the same patient ID Re-attending between 3 & 9 months - Children	330	469	70.4%	54.4%	58.9%
% of FP17s for the same patient ID Re-attending between 3 & 9 months - Adults	178	286	62.2%	51.5%	55.2%
% of FP17s for Band 1 Urgent Courses	52	674	7.7%	10.3%	9.1%
% of FP17s Relating to Free Repair or Replacements	0	674	0.0%	0.6%	0.8%
% of FP17s Relating to Continuations	6	674	0.9%	1.2%	0.8%
% of Patients satisfied with the dentistry they have received	14	14	100.0%	90.9%	92.0%
% of Patients satisfied with the time they had to wait for an appointment	14	14	100.0%	86.4%	87.6%

* This is based on patients treated on this contract for their most recent course of treatment. Figures in italics indicate the base number of FP17s or Patient Questionnaire responses are less than 100. N/A is shown where the base number of responses is less than 10 during the period. % is calculated as Quantity/Base number*100

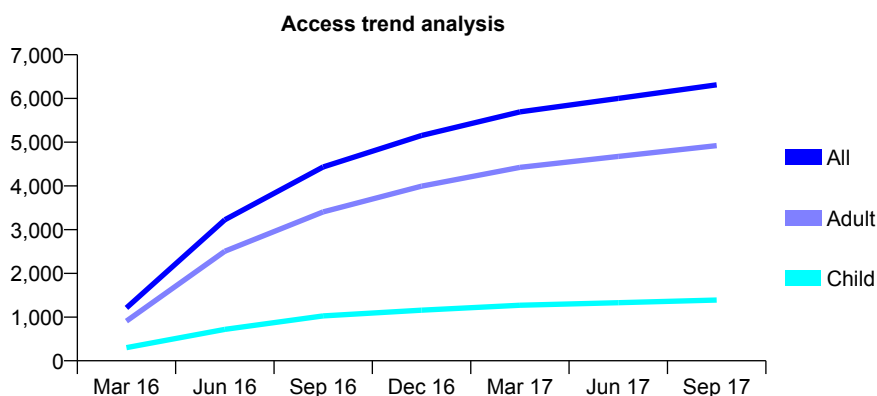
Q44 - Vital Signs At a Glance Contract Report for 100008/0000 - September 2017

Name or company name	Raby Road Dental Centre
Contract type name	GDS Contract
Purpose of contract	General
Contract start date	01/02/2016
Contract end date	

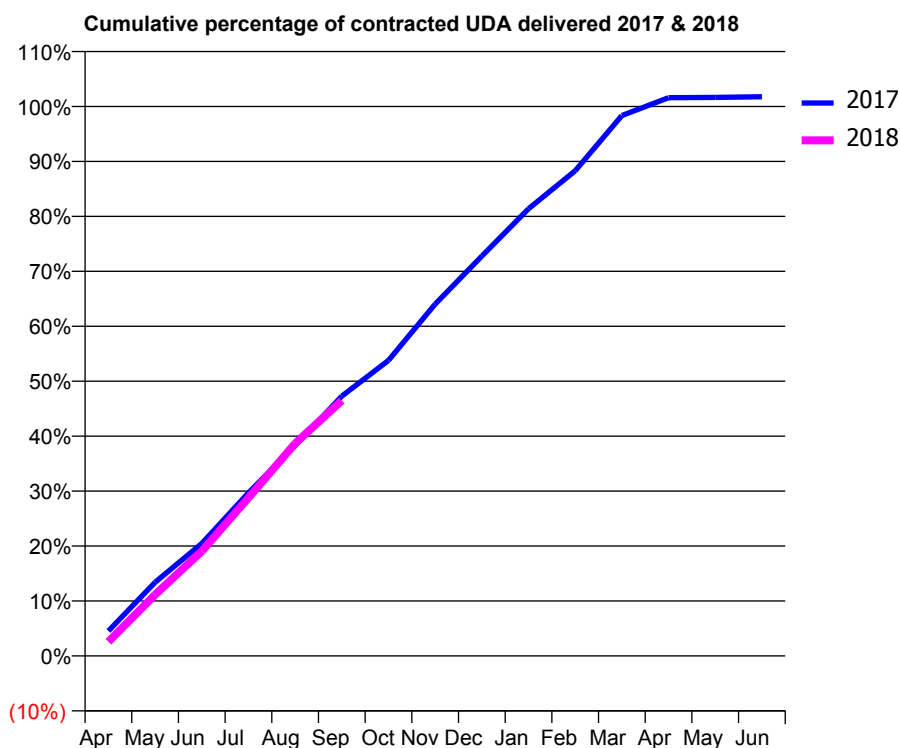
17/18 Contracted general activity (UDA)	19,145
Carry forward general activity (UDA)	0
17/18 Contracted orthodontic activity (UOA)	0
Carry forward orthodontic activity (UOA)	0
Baseline contract value	£547,430.85

ACCESS*

Patients seen in 24 months	Total	Change since previous quarter
Quarter ending September 2016	4,432	
Quarter ending December 2016	5,154	↑
Quarter ending March 2017	5,693	↑
Quarter ending June 2017	6,002	↑
Quarter ending September 2017	6,311	↑
Variance since September 2016	42.4%	↑



ACTIVITY



Month	Adjusted Scheduled Activity (UDA)	
	2017	2018
April	873	495
May	2,568	2,136
June	3,919	3,651
July	5,682	5,513
August	7,329	7,401
September	9,055	8,897
October	10,296	
November	12,256	
December	13,930	
January	15,580	
February	16,904	
March	18,826	
April	19,450	
May	19,458	
June	19,483	

QUALITY

	Quantity	Base Number	Contract	AT	Region	England
% of FP17s for the same patient ID Re-attending within 3 months - Children	92	1,046	8.8%	12.0%	12.8%	11.9%
% of FP17s for the same patient ID Re-attending within 3 months - Adults	552	3,676	15.0%	17.1%	16.5%	15.9%
% of FP17s for the same patient ID Re-attending between 3 & 9 months - Children	579	1,046	55.4%	57.6%	59.7%	58.1%
% of FP17s for the same patient ID Re-attending between 3 & 9 months - Adults	2,042	3,676	55.5%	51.1%	53.0%	50.6%
% of FP17s for Band 1 Urgent Courses	456	4,426	10.3%	9.7%	9.2%	9.1%
% of FP17s Relating to Free Repair or Replacements	40	4,426	0.9%	1.1%	1.0%	0.8%
% of FP17s Relating to Continuations	47	4,426	1.1%	1.3%	1.2%	1.1%
% of Patients satisfied with the dentistry they have received	31	37	83.8%	92.4%	91.6%	91.4%
% of Patients satisfied with the time they had to wait for an appointment	36	37	97.3%	91.5%	88.1%	87.7%

* This is based on patients treated on this contract for their most recent course of treatment. Figures in italics indicate the base number of FP17s or Patient Questionnaire responses are less than 100. N/A is shown where the base number of responses is less than 10 during the period. % is calculated as Quantity/Base number*100

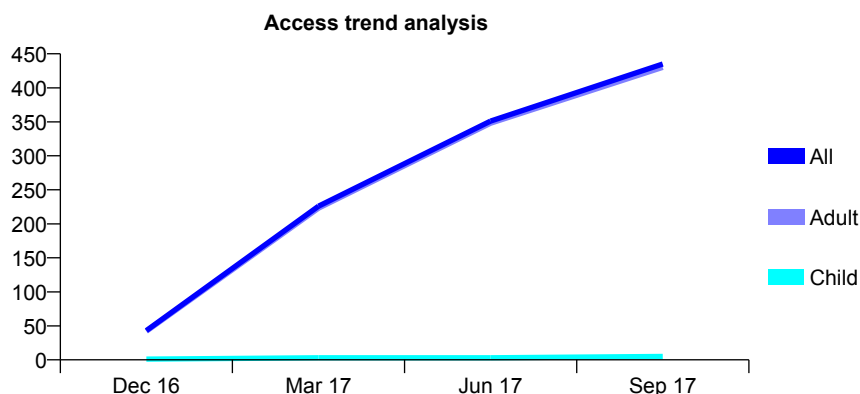
Q44 - Vital Signs At a Glance Contract Report for 100122/0000 - September 2017

Name or company name	The Old Surgery Dental Practice Ltd
Contract type name	PDS Contract
Purpose of contract	General
Contract start date	01/12/2016
Contract end date	30/11/2019

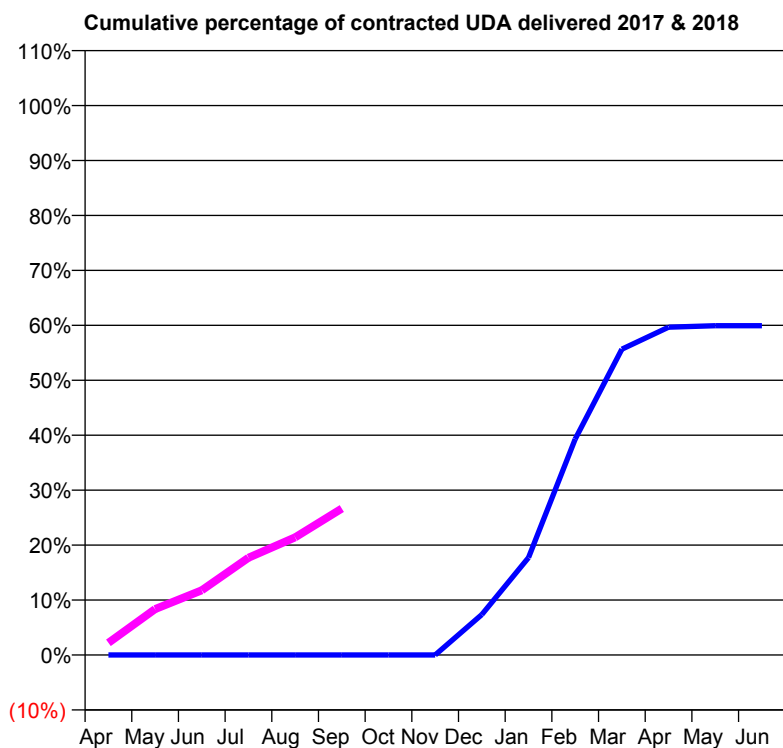
17/18 Contracted general activity (UDA)	3,300
Carry forward general activity (UDA)	0
17/18 Contracted orthodontic activity (UOA)	0
Carry forward orthodontic activity (UOA)	0
Baseline contract value	£176,146.44

ACCESS*

Patients seen in 24 months	Total	Change since previous quarter
Quarter ending September 2016	0	
Quarter ending December 2016	43	↑
Quarter ending March 2017	226	↑
Quarter ending June 2017	351	↑
Quarter ending September 2017	435	↑
Variance since September 2016	N/A	



ACTIVITY



Month	Adjusted Scheduled Activity (UDA)	
	2017	2018
April	0	73
May	0	276
June	0	389
July	0	584
August	0	707
September	0	880
October	0	
November	0	
December	81	
January	195	
February	432	
March	612	
April	656	
May	659	
June	659	

QUALITY

	Quantity	Base Number	Contract	AT	Region	England
% of FP17s for the same patient ID Re-attending within 3 months - Children	0	3	0.0%	12.0%	12.8%	11.9%
% of FP17s for the same patient ID Re-attending within 3 months - Adults	2	352	0.6%	17.1%	16.5%	15.9%
% of FP17s for the same patient ID Re-attending between 3 & 9 months - Children	0	3	0.0%	57.6%	59.7%	58.1%
% of FP17s for the same patient ID Re-attending between 3 & 9 months - Adults	0	352	0.0%	51.1%	53.0%	50.6%
% of FP17s for Band 1 Urgent Courses	0	336	0.0%	9.7%	9.2%	9.1%
% of FP17s Relating to Free Repair or Replacements	0	336	0.0%	1.1%	1.0%	0.8%
% of FP17s Relating to Continuations	2	336	0.6%	1.3%	1.2%	1.1%
% of Patients satisfied with the dentistry they have received	1	1	N/A	92.4%	91.6%	91.4%
% of Patients satisfied with the time they had to wait for an appointment	1	1	N/A	91.5%	88.1%	87.7%

* This is based on patients treated on this contract for their most recent course of treatment. Figures in italics indicate the base number of FP17s or Patient Questionnaire responses are less than 100. N/A is shown where the base number of responses is less than 10 during the period. % is calculated as Quantity/Base number*100

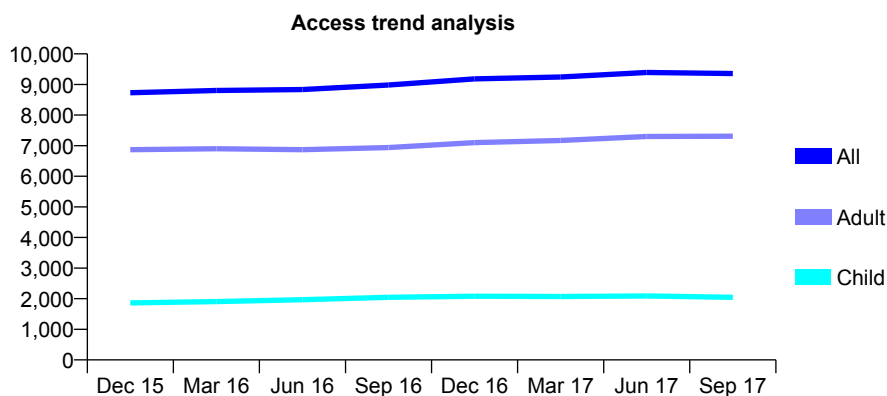
Q44 - Vital Signs At a Glance Contract Report for 101281/0067 - September 2017

Name or company name	OASIS DENTAL CARE LTD
Contract type name	GDS Contract
Purpose of contract	General
Contract start date	01/04/2006
Contract end date	

17/18 Contracted general activity (UDA)	30,922
Carry forward general activity (UDA)	0
17/18 Contracted orthodontic activity (UOA)	0
Carry forward orthodontic activity (UOA)	0
Baseline contract value	£670,832.24

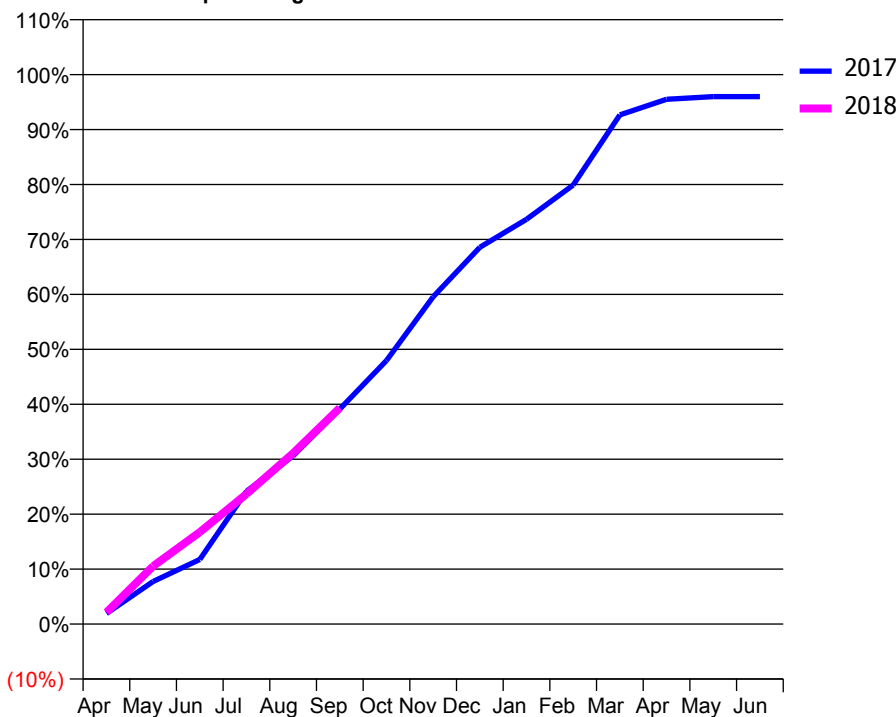
ACCESS*

Patients seen in 24 months	Total	Change since previous quarter
Quarter ending September 2016	8,984	
Quarter ending December 2016	9,182	↑
Quarter ending March 2017	9,242	→
Quarter ending June 2017	9,390	→
Quarter ending September 2017	9,358	→
Variance since September 2016	4.2%	↑



ACTIVITY

Cumulative percentage of contracted UDA delivered 2017 & 2018



Month	Adjusted Scheduled Activity (UDA)	
	2017	2018
April	596	659
May	2,397	3,262
June	3,634	5,173
July	7,468	7,317
August	9,470	9,615
September	12,102	12,165
October	14,835	
November	18,419	
December	21,200	
January	22,775	
February	24,703	
March	28,655	
April	29,534	
May	29,680	
June	29,680	

QUALITY

	Quantity	Base Number	Contract	AT	Region	England
% of FP17s for the same patient ID Re-attending within 3 months - Children	263	1,791	14.7%	12.0%	12.8%	11.9%
% of FP17s for the same patient ID Re-attending within 3 months - Adults	868	5,434	16.0%	17.1%	16.5%	15.9%
% of FP17s for the same patient ID Re-attending between 3 & 9 months - Children	1,151	1,791	64.3%	57.6%	59.7%	58.1%
% of FP17s for the same patient ID Re-attending between 3 & 9 months - Adults	3,266	5,434	60.1%	51.1%	53.0%	50.6%
% of FP17s for Band 1 Urgent Courses	636	6,711	9.5%	9.7%	9.2%	9.1%
% of FP17s Relating to Free Repair or Replacements	84	6,711	1.3%	1.1%	1.0%	0.8%
% of FP17s Relating to Continuations	36	6,711	0.5%	1.3%	1.2%	1.1%
% of Patients satisfied with the dentistry they have received	17	22	77.3%	92.4%	91.6%	91.4%
% of Patients satisfied with the time they had to wait for an appointment	19	22	86.4%	91.5%	88.1%	87.7%

* This is based on patients treated on this contract for their most recent course of treatment. Figures in italics indicate the base number of FP17s or Patient Questionnaire responses are less than 100. N/A is shown where the base number of responses is less than 10 during the period. % is calculated as Quantity/Base number*100

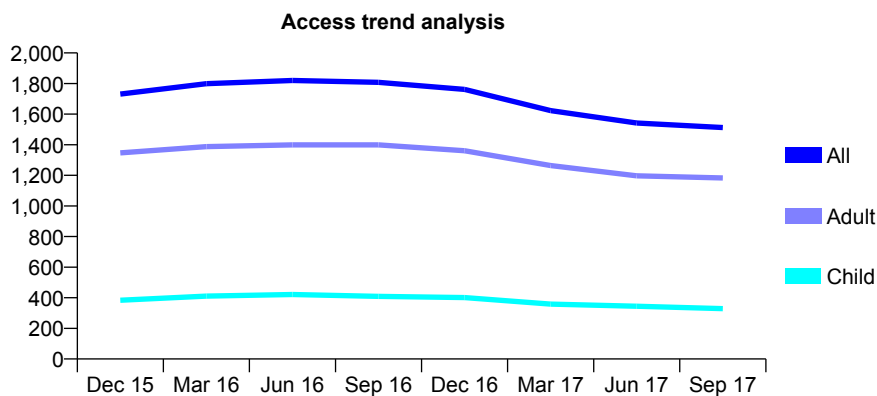
Q44 - Vital Signs At a Glance Contract Report for 101281/0083 - September 2017

Name or company name	OASIS DENTAL CARE LTD
Contract type name	PDS Contract
Purpose of contract	General
Contract start date	01/04/2006
Contract end date	31/03/2020

17/18 Contracted general activity (UDA)	5,676
Carry forward general activity (UDA)	0
17/18 Contracted orthodontic activity (UOA)	0
Carry forward orthodontic activity (UOA)	0
Baseline contract value	£135,475.46

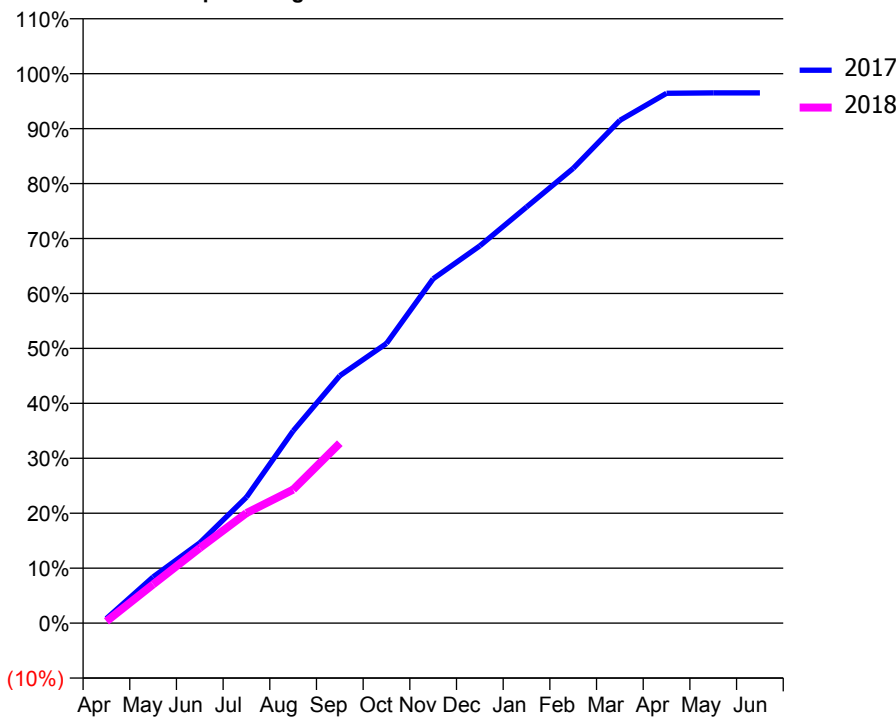
ACCESS*

Patients seen in 24 months	Total	Change since previous quarter
Quarter ending September 2016	1,808	
Quarter ending December 2016	1,762	↓
Quarter ending March 2017	1,623	↓
Quarter ending June 2017	1,542	↓
Quarter ending September 2017	1,512	↓
Variance since September 2016	(16.4%)	↓



ACTIVITY

Cumulative percentage of contracted UDA delivered 2017 & 2018



Month	Adjusted Scheduled Activity (UDA)	
	2017	2018
April	47	19
May	478	400
June	829	776
July	1,301	1,137
August	1,985	1,379
September	2,556	1,859
October	2,889	
November	3,558	
December	3,897	
January	4,298	
February	4,697	
March	5,194	
April	5,474	
May	5,477	
June	5,478	

QUALITY

	Quantity	Base Number	Contract	AT	Region	England
% of FP17s for the same patient ID Re-attending within 3 months - Children	14	246	5.7%	12.0%	12.8%	11.9%
% of FP17s for the same patient ID Re-attending within 3 months - Adults	150	815	18.4%	17.1%	16.5%	15.9%
% of FP17s for the same patient ID Re-attending between 3 & 9 months - Children	134	246	54.5%	57.6%	59.7%	58.1%
% of FP17s for the same patient ID Re-attending between 3 & 9 months - Adults	388	815	47.6%	51.1%	53.0%	50.6%
% of FP17s for Band 1 Urgent Courses	100	918	10.9%	9.7%	9.2%	9.1%
% of FP17s Relating to Free Repair or Replacements	10	918	1.1%	1.1%	1.0%	0.8%
% of FP17s Relating to Continuations	31	918	3.4%	1.3%	1.2%	1.1%
% of Patients satisfied with the dentistry they have received	1	1	N/A	92.4%	91.6%	91.4%
% of Patients satisfied with the time they had to wait for an appointment	1	1	N/A	91.5%	88.1%	87.7%

* This is based on patients treated on this contract for their most recent course of treatment. Figures in italics indicate the base number of FP17s or Patient Questionnaire responses are less than 100. N/A is shown where the base number of responses is less than 10 during the period. % is calculated as Quantity/Base number*100

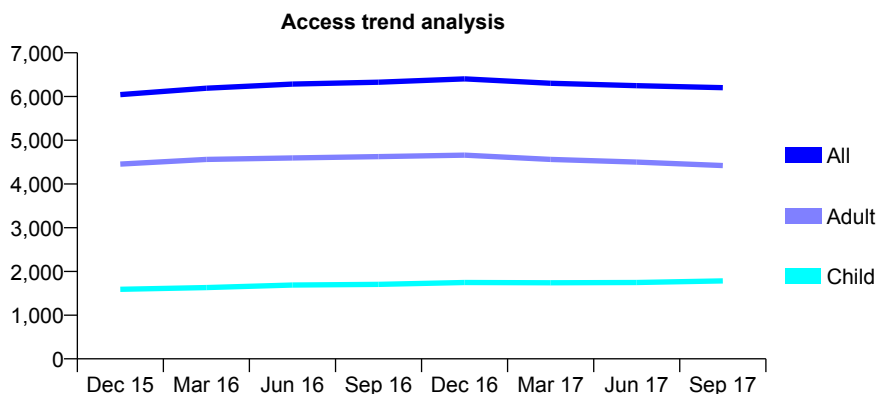
Q44 - Vital Signs At a Glance Contract Report for 101338/0024 - September 2017

Name or company name	Whitecross Dental Care Limited
Contract type name	GDS Contract
Purpose of contract	General
Contract start date	01/04/2006
Contract end date	

17/18 Contracted general activity (UDA)	15,042
Carry forward general activity (UDA)	435
17/18 Contracted orthodontic activity (UOA)	0
Carry forward orthodontic activity (UOA)	0
Baseline contract value	£456,810.61

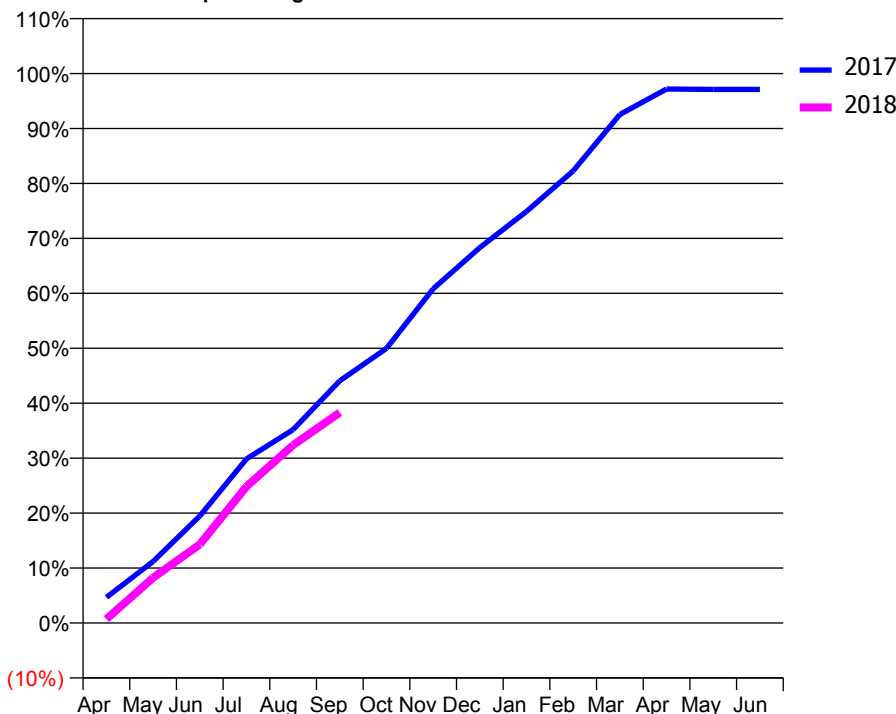
ACCESS*

Patients seen in 24 months	Total	Change since previous quarter
Quarter ending September 2016	6,328	
Quarter ending December 2016	6,404	→
Quarter ending March 2017	6,302	↓
Quarter ending June 2017	6,248	→
Quarter ending September 2017	6,203	→
Variance since September 2016	(2.0%)	↓



ACTIVITY

Cumulative percentage of contracted UDA delivered 2017 & 2018



Adjusted Scheduled Activity (UDA)

Month	2017	2018
April	701	107
May	1,684	1,238
June	2,929	2,150
July	4,490	3,735
August	5,293	4,872
September	6,630	5,761
October	7,519	
November	9,150	
December	10,278	
January	11,266	
February	12,378	
March	13,920	
April	14,619	
May	14,607	
June	14,607	

QUALITY

	Quantity	Base Number	Contract	AT	Region	England
% of FP17s for the same patient ID Re-attending within 3 months - Children	82	1,133	7.2%	12.0%	12.8%	11.9%
% of FP17s for the same patient ID Re-attending within 3 months - Adults	315	2,490	12.7%	17.1%	16.5%	15.9%
% of FP17s for the same patient ID Re-attending between 3 & 9 months - Children	498	1,133	44.0%	57.6%	59.7%	58.1%
% of FP17s for the same patient ID Re-attending between 3 & 9 months - Adults	964	2,490	38.7%	51.1%	53.0%	50.6%
% of FP17s for Band 1 Urgent Courses	286	3,335	8.6%	9.7%	9.2%	9.1%
% of FP17s Relating to Free Repair or Replacements	24	3,335	0.7%	1.1%	1.0%	0.8%
% of FP17s Relating to Continuations	59	3,335	1.8%	1.3%	1.2%	1.1%
% of Patients satisfied with the dentistry they have received	9	11	81.8%	92.4%	91.6%	91.4%
% of Patients satisfied with the time they had to wait for an appointment	10	11	90.9%	91.5%	88.1%	87.7%

* This is based on patients treated on this contract for their most recent course of treatment. Figures in italics indicate the base number of FP17s or Patient Questionnaire responses are less than 100. N/A is shown where the base number of responses is less than 10 during the period. % is calculated as Quantity/Base number*100

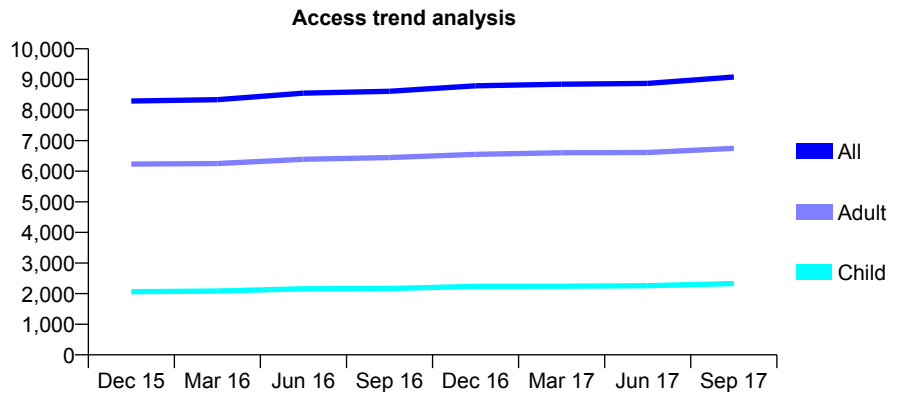
Q44 - Vital Signs At a Glance Contract Report for 101370/0022 - September 2017

Name or company name	Petrie Tucker and Partners Ltd
Contract type name	GDS Contract
Purpose of contract	General
Contract start date	01/04/2006
Contract end date	

17/18 Contracted general activity (UDA)	24,920
Carry forward general activity (UDA)	0
17/18 Contracted orthodontic activity (UOA)	0
Carry forward orthodontic activity (UOA)	0
Baseline contract value	£724,326.02

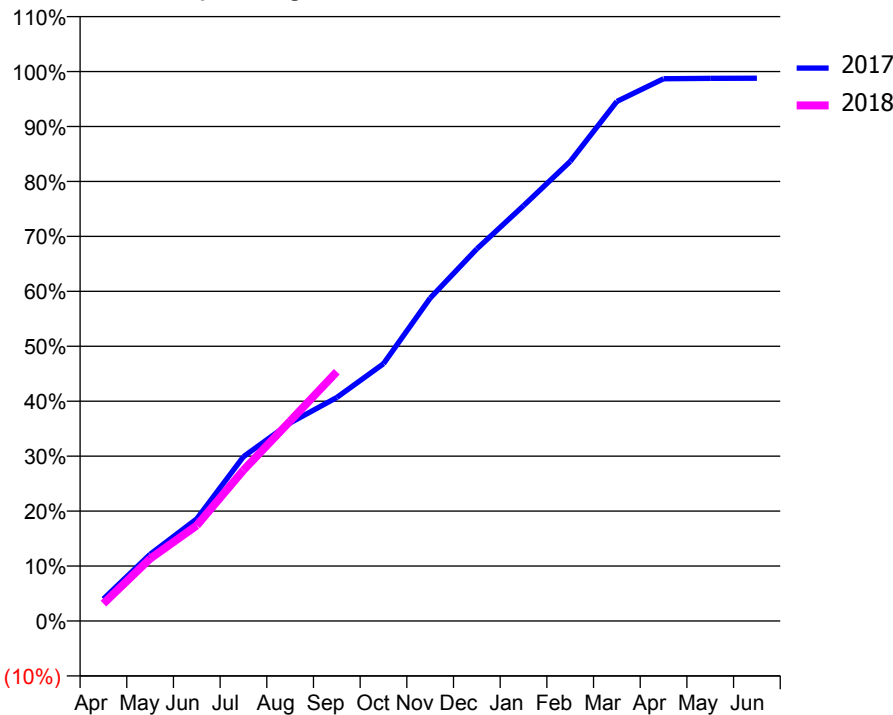
ACCESS*

Patients seen in 24 months	Total	Change since previous quarter
Quarter ending September 2016	8,611	
Quarter ending December 2016	8,792	↑
Quarter ending March 2017	8,845	→
Quarter ending June 2017	8,871	→
Quarter ending September 2017	9,079	↑
Variance since September 2016	5.4%	↑



ACTIVITY

Cumulative percentage of contracted UDA delivered 2017 & 2018



Month	Adjusted Scheduled Activity (UDA)	
	2017	2018
April	1,003	791
May	3,028	2,829
June	4,636	4,335
July	7,450	6,844
August	8,985	9,065
September	10,137	11,308
October	11,667	
November	14,643	
December	16,876	
January	18,836	
February	20,842	
March	23,564	
April	24,590	
May	24,610	
June	24,618	

QUALITY

	Quantity	Base Number	Contract	AT	Region	England
% of FP17s for the same patient ID Re-attending within 3 months - Children	68	1,596	4.3%	12.0%	12.8%	11.9%
% of FP17s for the same patient ID Re-attending within 3 months - Adults	449	4,141	10.8%	17.1%	16.5%	15.9%
% of FP17s for the same patient ID Re-attending between 3 & 9 months - Children	794	1,596	49.7%	57.6%	59.7%	58.1%
% of FP17s for the same patient ID Re-attending between 3 & 9 months - Adults	1,919	4,141	46.3%	51.1%	53.0%	50.6%
% of FP17s for Band 1 Urgent Courses	259	5,294	4.9%	9.7%	9.2%	9.1%
% of FP17s Relating to Free Repair or Replacements	37	5,294	0.7%	1.1%	1.0%	0.8%
% of FP17s Relating to Continuations	106	5,294	2.0%	1.3%	1.2%	1.1%
% of Patients satisfied with the dentistry they have received	19	20	95.0%	92.4%	91.6%	91.4%
% of Patients satisfied with the time they had to wait for an appointment	17	20	85.0%	91.5%	88.1%	87.7%

* This is based on patients treated on this contract for their most recent course of treatment. Figures in italics indicate the base number of FP17s or Patient Questionnaire responses are less than 100. N/A is shown where the base number of responses is less than 10 during the period. % is calculated as Quantity/Base number*100

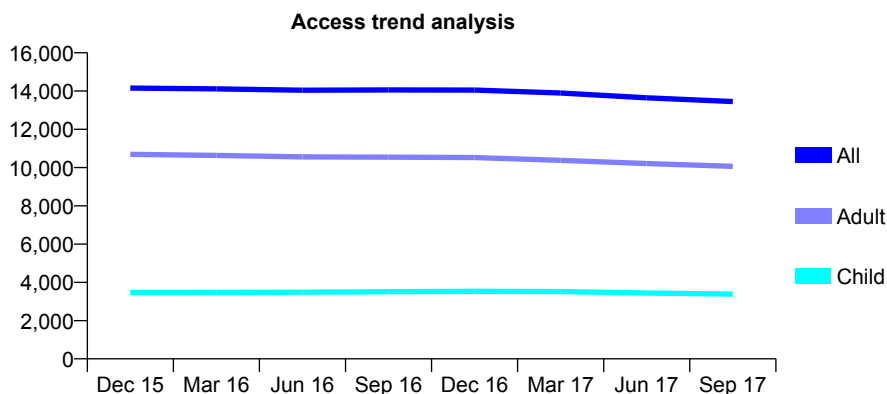
Q44 - Vital Signs At a Glance Contract Report for 101370/0086 - September 2017

Name or company name	Petrie Tucker and Partners Ltd
Contract type name	GDS Contract
Purpose of contract	General
Contract start date	01/04/2007
Contract end date	

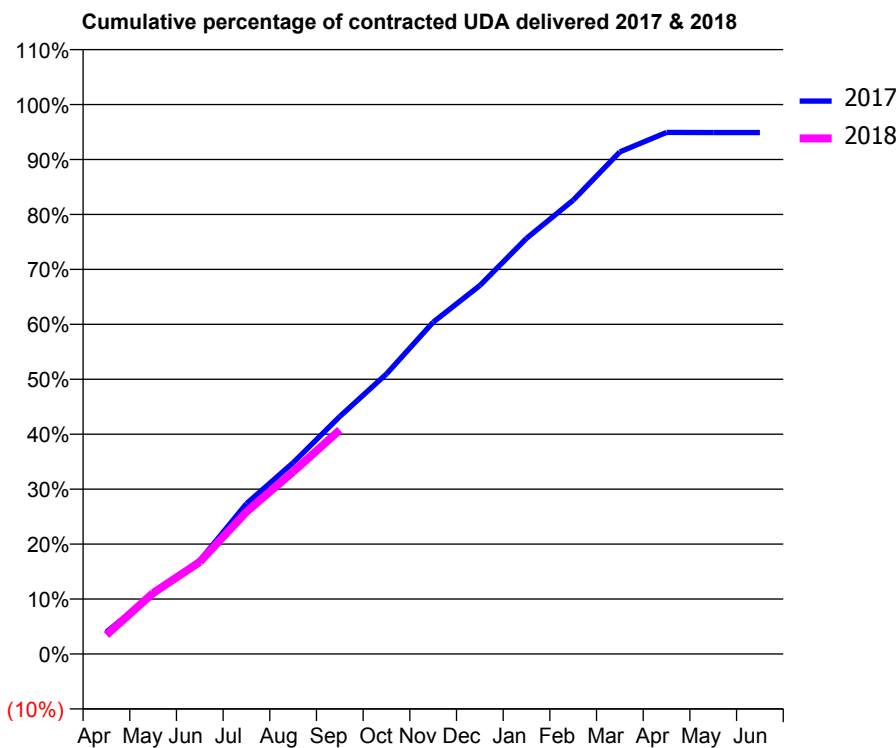
17/18 Contracted general activity (UDA)	41,938
Carry forward general activity (UDA)	0
17/18 Contracted orthodontic activity (UOA)	0
Carry forward orthodontic activity (UOA)	0
Baseline contract value	£1,150,174.09

ACCESS*

Patients seen in 24 months	Total	Change since previous quarter
Quarter ending September 2016	14,056	
Quarter ending December 2016	14,054	→
Quarter ending March 2017	13,895	↓
Quarter ending June 2017	13,648	↓
Quarter ending September 2017	13,449	↓
Variance since September 2016	(4.3%)	↓



ACTIVITY



Month	Adjusted Scheduled Activity (UDA)	
	2017	2018
April	1,686	1,460
May	4,567	4,656
June	7,128	7,031
July	11,472	10,852
August	14,594	13,904
September	18,130	17,100
October	21,376	
November	25,330	
December	28,124	
January	31,724	
February	34,637	
March	38,317	
April	39,806	
May	39,797	
June	39,796	

QUALITY

	Quantity	Base Number	Contract	AT	Region	England
% of FP17s for the same patient ID Re-attending within 3 months - Children	180	2,338	7.7%	12.0%	12.8%	11.9%
% of FP17s for the same patient ID Re-attending within 3 months - Adults	1,047	6,744	15.5%	17.1%	16.5%	15.9%
% of FP17s for the same patient ID Re-attending between 3 & 9 months - Children	1,390	2,338	59.5%	57.6%	59.7%	58.1%
% of FP17s for the same patient ID Re-attending between 3 & 9 months - Adults	3,684	6,744	54.6%	51.1%	53.0%	50.6%
% of FP17s for Band 1 Urgent Courses	906	8,377	10.8%	9.7%	9.2%	9.1%
% of FP17s Relating to Free Repair or Replacements	27	8,377	0.3%	1.1%	1.0%	0.8%
% of FP17s Relating to Continuations	159	8,377	1.9%	1.3%	1.2%	1.1%
% of Patients satisfied with the dentistry they have received	24	25	96.0%	92.4%	91.6%	91.4%
% of Patients satisfied with the time they had to wait for an appointment	21	25	84.0%	91.5%	88.1%	87.7%

* This is based on patients treated on this contract for their most recent course of treatment. Figures in italics indicate the base number of FP17s or Patient Questionnaire responses are less than 100. N/A is shown where the base number of responses is less than 10 during the period. % is calculated as Quantity/Base number*100

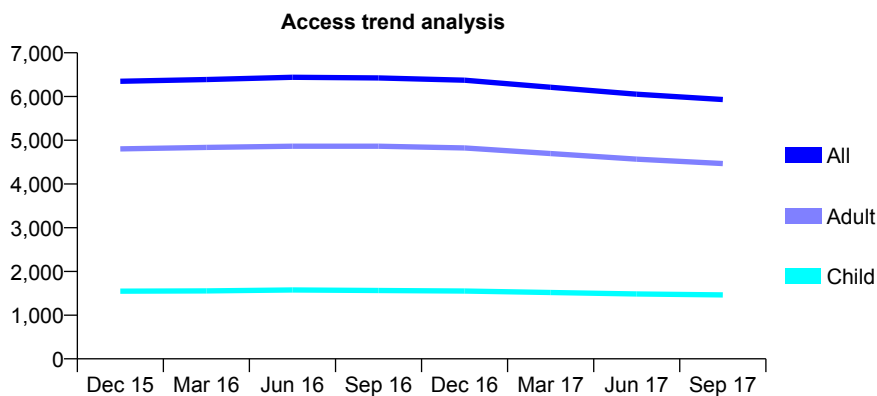
Q44 - Vital Signs At a Glance Contract Report for 101370/0088 - September 2017

Name or company name	Petrie Tucker and Partners Ltd
Contract type name	GDS Contract
Purpose of contract	General
Contract start date	01/04/2007
Contract end date	

17/18 Contracted general activity (UDA)	20,438
Carry forward general activity (UDA)	0
17/18 Contracted orthodontic activity (UOA)	0
Carry forward orthodontic activity (UOA)	0
Baseline contract value	£633,925.84

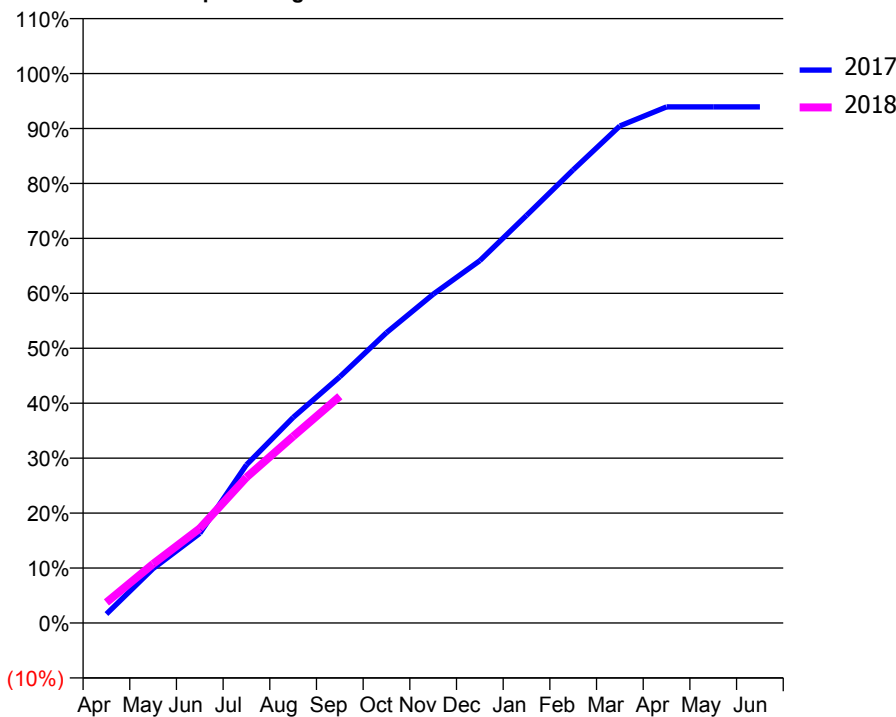
ACCESS*

Patients seen in 24 months	Total	Change since previous quarter
Quarter ending September 2016	6,426	
Quarter ending December 2016	6,374	→
Quarter ending March 2017	6,213	↓
Quarter ending June 2017	6,052	↓
Quarter ending September 2017	5,930	↓
Variance since September 2016	(7.7%)	↓



ACTIVITY

Cumulative percentage of contracted UDA delivered 2017 & 2018



Adjusted Scheduled Activity (UDA)

Month	2017	2018
April	336	768
May	2,028	2,202
June	3,334	3,520
July	5,885	5,420
August	7,645	6,943
September	9,156	8,435
October	10,801	
November	12,227	
December	13,479	
January	15,161	
February	16,853	
March	18,485	
April	19,196	
May	19,197	
June	19,195	

QUALITY

	Quantity	Base Number	Contract	AT	Region	England
% of FP17s for the same patient ID Re-attending within 3 months - Children	54	905	6.0%	12.0%	12.8%	11.9%
% of FP17s for the same patient ID Re-attending within 3 months - Adults	258	2,348	11.0%	17.1%	16.5%	15.9%
% of FP17s for the same patient ID Re-attending between 3 & 9 months - Children	392	905	43.3%	57.6%	59.7%	58.1%
% of FP17s for the same patient ID Re-attending between 3 & 9 months - Adults	984	2,348	41.9%	51.1%	53.0%	50.6%
% of FP17s for Band 1 Urgent Courses	188	3,023	6.2%	9.7%	9.2%	9.1%
% of FP17s Relating to Free Repair or Replacements	10	3,023	0.3%	1.1%	1.0%	0.8%
% of FP17s Relating to Continuations	23	3,023	0.8%	1.3%	1.2%	1.1%
% of Patients satisfied with the dentistry they have received	9	11	81.8%	92.4%	91.6%	91.4%
% of Patients satisfied with the time they had to wait for an appointment	8	11	72.7%	91.5%	88.1%	87.7%

* This is based on patients treated on this contract for their most recent course of treatment. Figures in italics indicate the base number of FP17s or Patient Questionnaire responses are less than 100. N/A is shown where the base number of responses is less than 10 during the period. % is calculated as Quantity/Base number*100

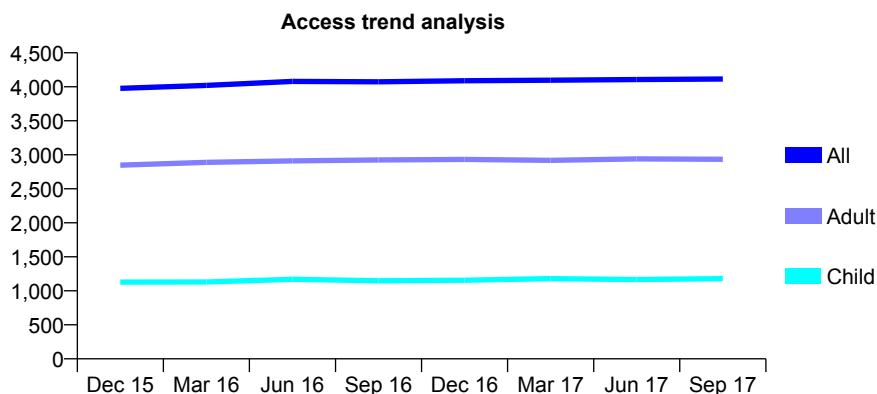
Q44 - Vital Signs At a Glance Contract Report for 101370/0089 - September 2017

Name or company name	Petrie Tucker and Partners Ltd
Contract type name	GDS Contract
Purpose of contract	General
Contract start date	01/04/2007
Contract end date	

17/18 Contracted general activity (UDA)	14,509
Carry forward general activity (UDA)	110
17/18 Contracted orthodontic activity (UOA)	0
Carry forward orthodontic activity (UOA)	0
Baseline contract value	£449,822.66

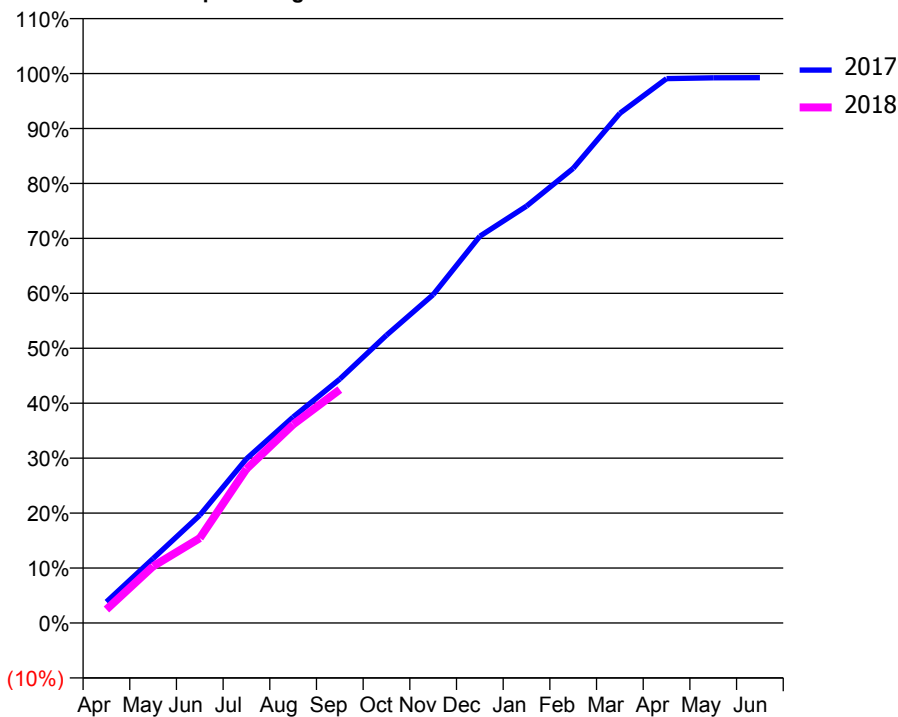
ACCESS*

Patients seen in 24 months	Total	Change since previous quarter
Quarter ending September 2016	4,073	
Quarter ending December 2016	4,089	→
Quarter ending March 2017	4,097	→
Quarter ending June 2017	4,107	→
Quarter ending September 2017	4,114	→
Variance since September 2016	1.0%	→



ACTIVITY

Cumulative percentage of contracted UDA delivered 2017 & 2018



Month	Adjusted Scheduled Activity (UDA)	
	2017	2018
April	557	357
May	1,704	1,496
June	2,846	2,243
July	4,336	4,068
August	5,439	5,240
September	6,441	6,163
October	7,599	
November	8,670	
December	10,212	
January	11,009	
February	12,006	
March	13,457	
April	14,373	
May	14,395	
June	14,399	

QUALITY

	Quantity	Base Number	Contract	AT	Region	England
% of FP17s for the same patient ID Re-attending within 3 months - Children	42	752	5.6%	12.0%	12.8%	11.9%
% of FP17s for the same patient ID Re-attending within 3 months - Adults	241	1,828	13.2%	17.1%	16.5%	15.9%
% of FP17s for the same patient ID Re-attending between 3 & 9 months - Children	360	752	47.9%	57.6%	59.7%	58.1%
% of FP17s for the same patient ID Re-attending between 3 & 9 months - Adults	824	1,828	45.1%	51.1%	53.0%	50.6%
% of FP17s for Band 1 Urgent Courses	165	2,335	7.1%	9.7%	9.2%	9.1%
% of FP17s Relating to Free Repair or Replacements	11	2,335	0.5%	1.1%	1.0%	0.8%
% of FP17s Relating to Continuations	39	2,335	1.7%	1.3%	1.2%	1.1%
% of Patients satisfied with the dentistry they have received	10	10	100.0%	92.4%	91.6%	91.4%
% of Patients satisfied with the time they had to wait for an appointment	9	10	90.0%	91.5%	88.1%	87.7%

* This is based on patients treated on this contract for their most recent course of treatment. Figures in italics indicate the base number of FP17s or Patient Questionnaire responses are less than 100. N/A is shown where the base number of responses is less than 10 during the period. % is calculated as Quantity/Base number*100

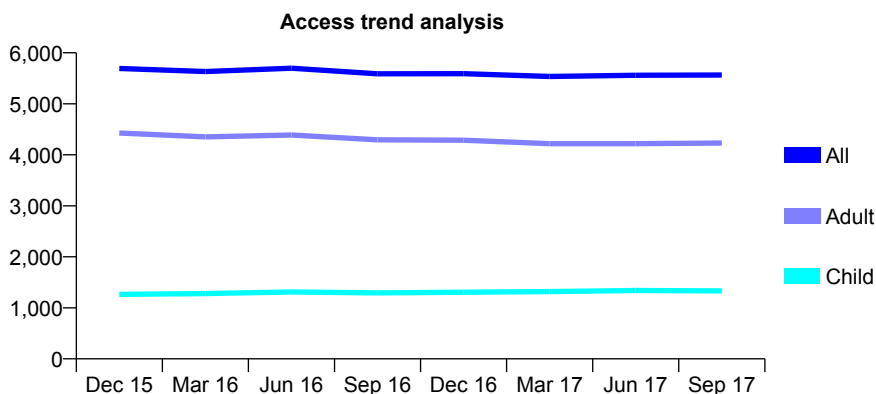
Q44 - Vital Signs At a Glance Contract Report for 101370/0134 - September 2017

Name or company name	Petrie Tucker & Partners Ltd
Contract type name	GDS Contract
Purpose of contract	General
Contract start date	01/04/2012
Contract end date	

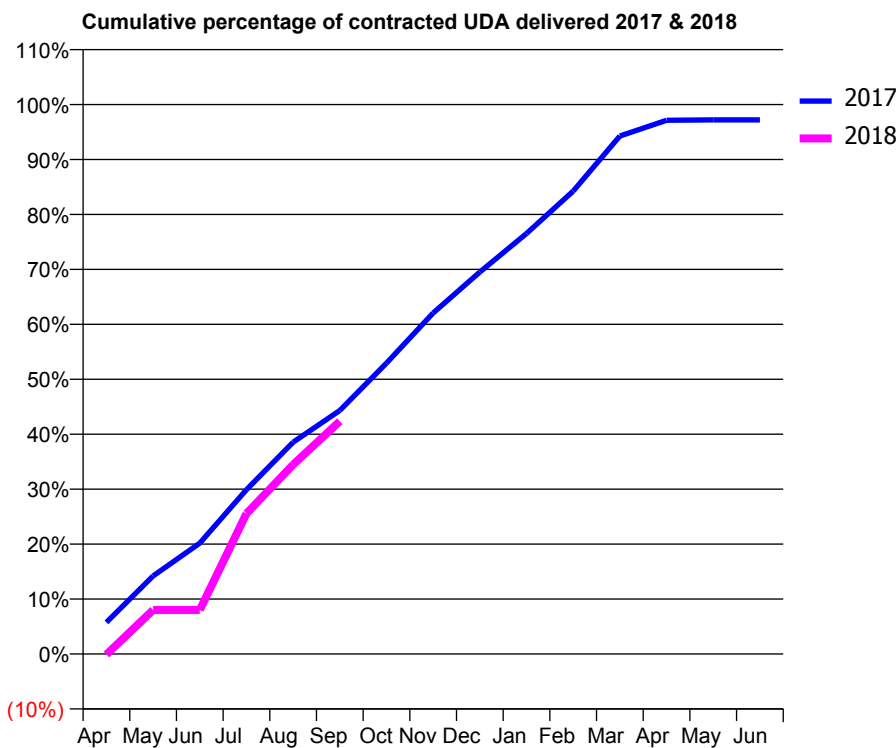
17/18 Contracted general activity (UDA)	19,300
Carry forward general activity (UDA)	539
17/18 Contracted orthodontic activity (UOA)	0
Carry forward orthodontic activity (UOA)	0
Baseline contract value	£598,569.47

ACCESS*

Patients seen in 24 months	Total	Change since previous quarter
Quarter ending September 2016	5,588	
Quarter ending December 2016	5,590	→
Quarter ending March 2017	5,535	→
Quarter ending June 2017	5,559	→
Quarter ending September 2017	5,565	→
Variance since September 2016	(0.4%)	→



ACTIVITY



Month	Adjusted Scheduled Activity (UDA)	
	2017	2018
April	1,110	-19
May	2,741	1,550
June	3,895	1,550
July	5,771	4,934
August	7,439	6,651
September	8,555	8,176
October	10,219	
November	11,979	
December	13,414	
January	14,769	
February	16,259	
March	18,191	
April	18,746	
May	18,761	
June	18,761	

QUALITY

	Quantity	Base Number	Contract	AT	Region	England
% of FP17s for the same patient ID Re-attending within 3 months - Children	73	950	7.7%	12.0%	12.8%	11.9%
% of FP17s for the same patient ID Re-attending within 3 months - Adults	438	2,694	16.3%	17.1%	16.5%	15.9%
% of FP17s for the same patient ID Re-attending between 3 & 9 months - Children	523	950	55.1%	57.6%	59.7%	58.1%
% of FP17s for the same patient ID Re-attending between 3 & 9 months - Adults	1,190	2,694	44.2%	51.1%	53.0%	50.6%
% of FP17s for Band 1 Urgent Courses	280	3,441	8.1%	9.7%	9.2%	9.1%
% of FP17s Relating to Free Repair or Replacements	23	3,441	0.7%	1.1%	1.0%	0.8%
% of FP17s Relating to Continuations	93	3,441	2.7%	1.3%	1.2%	1.1%
% of Patients satisfied with the dentistry they have received	21	21	100.0%	92.4%	91.6%	91.4%
% of Patients satisfied with the time they had to wait for an appointment	19	21	90.5%	91.5%	88.1%	87.7%

* This is based on patients treated on this contract for their most recent course of treatment. Figures in italics indicate the base number of FP17s or Patient Questionnaire responses are less than 100. N/A is shown where the base number of responses is less than 10 during the period. % is calculated as Quantity/Base number*100

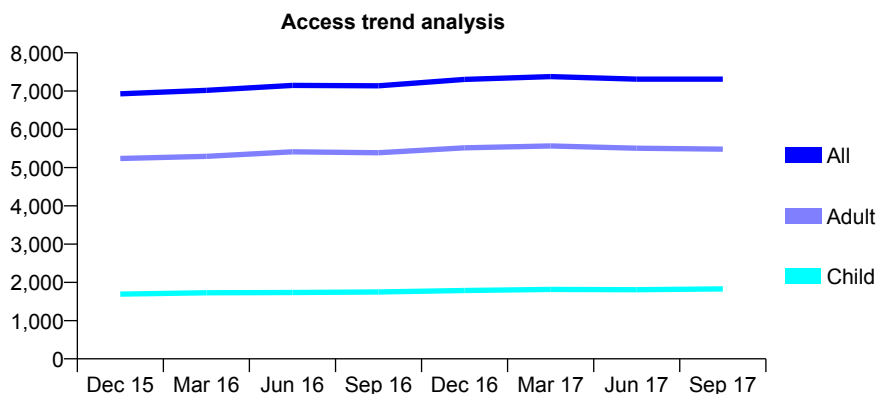
Q44 - Vital Signs At a Glance Contract Report for 101435/0087 - September 2017

Name or company name	IDH Limited
Contract type name	GDS Contract
Purpose of contract	General
Contract start date	25/02/2008
Contract end date	

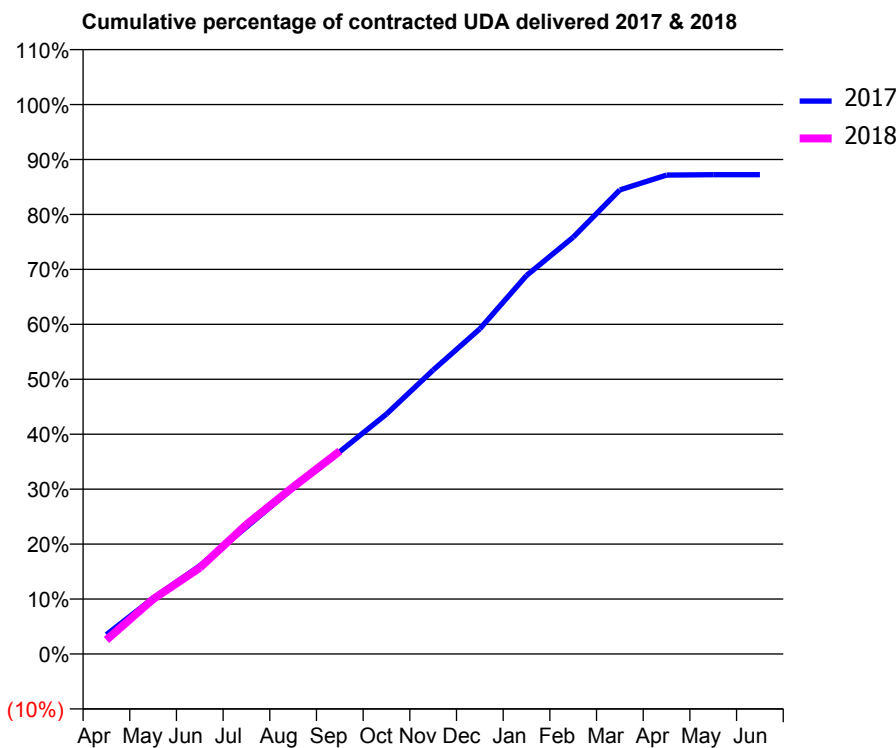
17/18 Contracted general activity (UDA)	21,177
Carry forward general activity (UDA)	0
17/18 Contracted orthodontic activity (UOA)	0
Carry forward orthodontic activity (UOA)	0
Baseline contract value	£565,152.30

ACCESS*

Patients seen in 24 months	Total	Change since previous quarter
Quarter ending September 2016	7,136	
Quarter ending December 2016	7,304	↑
Quarter ending March 2017	7,379	→
Quarter ending June 2017	7,312	→
Quarter ending September 2017	7,311	→
Variance since September 2016	2.5%	↑



ACTIVITY



Month	Adjusted Scheduled Activity (UDA)	
	2017	2018
April	749	541
May	2,148	2,115
June	3,397	3,324
July	4,895	4,994
August	6,399	6,436
September	7,800	7,817
October	9,247	
November	10,946	
December	12,531	
January	14,588	
February	16,063	
March	17,886	
April	18,459	
May	18,470	
June	18,471	

QUALITY

	Quantity	Base Number	Contract	AT	Region	England
% of FP17s for the same patient ID Re-attending within 3 months - Children	52	993	5.2%	12.0%	12.8%	11.9%
% of FP17s for the same patient ID Re-attending within 3 months - Adults	290	2,680	10.8%	17.1%	16.5%	15.9%
% of FP17s for the same patient ID Re-attending between 3 & 9 months - Children	469	993	47.2%	57.6%	59.7%	58.1%
% of FP17s for the same patient ID Re-attending between 3 & 9 months - Adults	1,167	2,680	43.5%	51.1%	53.0%	50.6%
% of FP17s for Band 1 Urgent Courses	252	3,458	7.3%	9.7%	9.2%	9.1%
% of FP17s Relating to Free Repair or Replacements	31	3,458	0.9%	1.1%	1.0%	0.8%
% of FP17s Relating to Continuations	52	3,458	1.5%	1.3%	1.2%	1.1%
% of Patients satisfied with the dentistry they have received	15	16	93.8%	92.4%	91.6%	91.4%
% of Patients satisfied with the time they had to wait for an appointment	16	16	100.0%	91.5%	88.1%	87.7%

* This is based on patients treated on this contract for their most recent course of treatment. Figures in italics indicate the base number of FP17s or Patient Questionnaire responses are less than 100. N/A is shown where the base number of responses is less than 10 during the period. % is calculated as Quantity/Base number*100

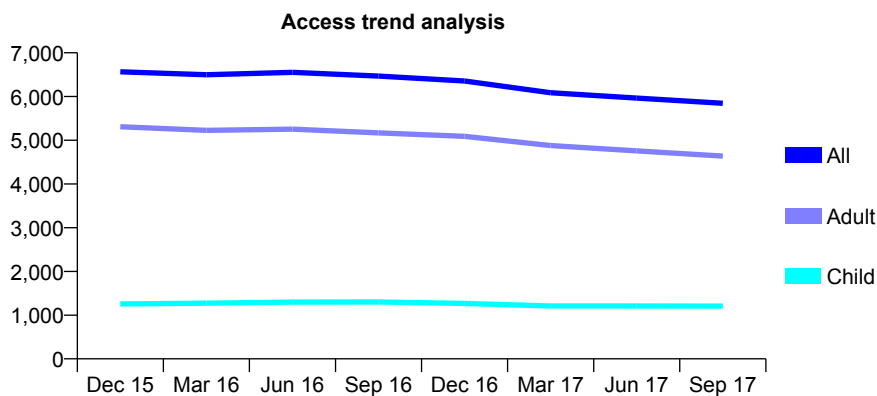
Q44 - Vital Signs At a Glance Contract Report for 101435/0093 - September 2017

Name or company name	IDH Limited
Contract type name	GDS Contract
Purpose of contract	General
Contract start date	01/04/2008
Contract end date	

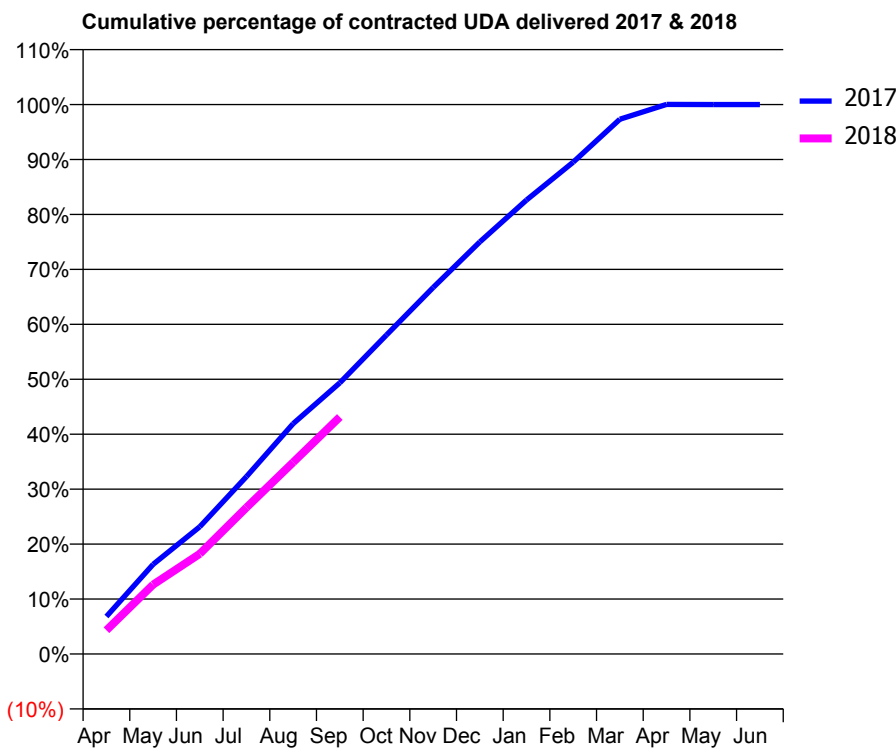
17/18 Contracted general activity (UDA)	17,614
Carry forward general activity (UDA)	0
17/18 Contracted orthodontic activity (UOA)	0
Carry forward orthodontic activity (UOA)	0
Baseline contract value	£430,062.33

ACCESS*

Patients seen in 24 months	Total	Change since previous quarter
Quarter ending September 2016	6,468	
Quarter ending December 2016	6,356	↓
Quarter ending March 2017	6,087	↓
Quarter ending June 2017	5,965	↓
Quarter ending September 2017	5,845	↓
Variance since September 2016	(9.6%)	↓



ACTIVITY



Month	Adjusted Scheduled Activity (UDA)	
	2017	2018
April	1,206	764
May	2,883	2,223
June	4,090	3,212
July	5,706	4,696
August	7,406	6,144
September	8,719	7,598
October	10,255	
November	11,783	
December	13,248	
January	14,594	
February	15,811	
March	17,195	
April	17,669	
May	17,666	
June	17,666	

QUALITY

	Quantity	Base Number	Contract	AT	Region	England
% of FP17s for the same patient ID Re-attending within 3 months - Children	65	874	7.4%	12.0%	12.8%	11.9%
% of FP17s for the same patient ID Re-attending within 3 months - Adults	399	2,715	14.7%	17.1%	16.5%	15.9%
% of FP17s for the same patient ID Re-attending between 3 & 9 months - Children	457	874	52.3%	57.6%	59.7%	58.1%
% of FP17s for the same patient ID Re-attending between 3 & 9 months - Adults	1,189	2,715	43.8%	51.1%	53.0%	50.6%
% of FP17s for Band 1 Urgent Courses	220	3,394	6.5%	9.7%	9.2%	9.1%
% of FP17s Relating to Free Repair or Replacements	21	3,394	0.6%	1.1%	1.0%	0.8%
% of FP17s Relating to Continuations	111	3,394	3.3%	1.3%	1.2%	1.1%
% of Patients satisfied with the dentistry they have received	1	1	N/A	92.4%	91.6%	91.4%
% of Patients satisfied with the time they had to wait for an appointment	1	1	N/A	91.5%	88.1%	87.7%

* This is based on patients treated on this contract for their most recent course of treatment. Figures in italics indicate the base number of FP17s or Patient Questionnaire responses are less than 100. N/A is shown where the base number of responses is less than 10 during the period. % is calculated as Quantity/Base number*100

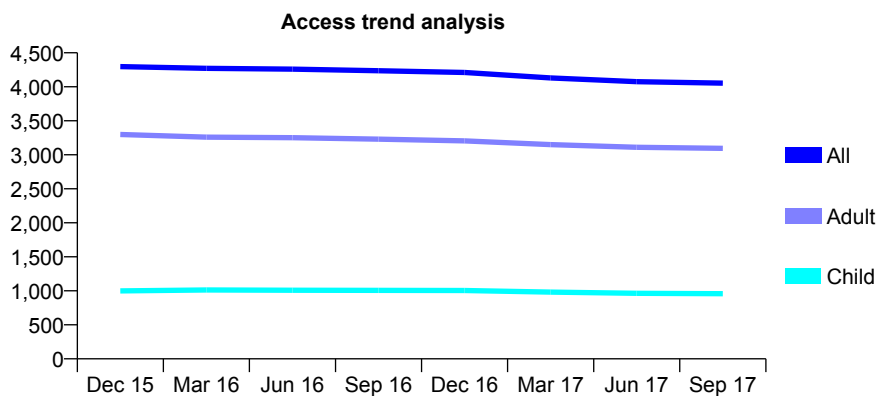
Q44 - Vital Signs At a Glance Contract Report for 102059/0001 - September 2017

Name or company name	Chester Road Dental Practice
Contract type name	GDS Contract
Purpose of contract	General
Contract start date	01/01/2011
Contract end date	

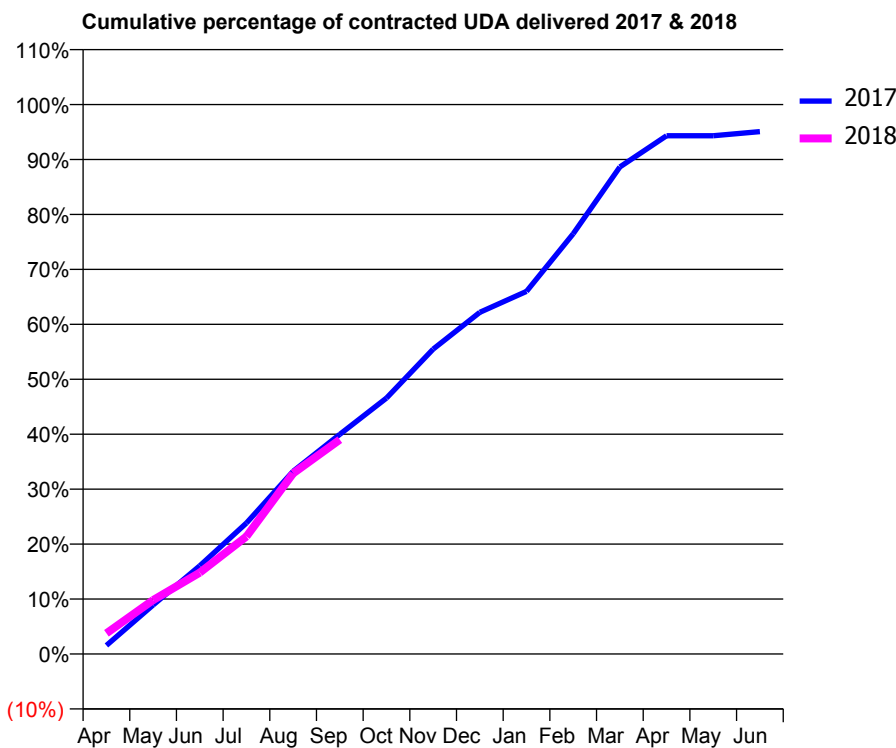
17/18 Contracted general activity (UDA)	8,313
Carry forward general activity (UDA)	0
17/18 Contracted orthodontic activity (UOA)	0
Carry forward orthodontic activity (UOA)	0
Baseline contract value	£241,964.34

ACCESS*

Patients seen in 24 months	Total	Change since previous quarter
Quarter ending September 2016	4,237	
Quarter ending December 2016	4,210	→
Quarter ending March 2017	4,131	↓
Quarter ending June 2017	4,075	↓
Quarter ending September 2017	4,054	→
Variance since September 2016	(4.3%)	↓



ACTIVITY



Month	Adjusted Scheduled Activity (UDA)	
	2017	2018
April	130	313
May	741	815
June	1,334	1,232
July	1,982	1,779
August	2,765	2,732
September	3,323	3,243
October	3,873	
November	4,613	
December	5,170	
January	5,486	
February	6,357	
March	7,367	
April	7,840	
May	7,840	
June	7,902	

QUALITY

	Quantity	Base Number	Contract	AT	Region	England
% of FP17s for the same patient ID Re-attending within 3 months - Children	56	643	8.7%	12.0%	12.8%	11.9%
% of FP17s for the same patient ID Re-attending within 3 months - Adults	307	1,895	16.2%	17.1%	16.5%	15.9%
% of FP17s for the same patient ID Re-attending between 3 & 9 months - Children	350	643	54.4%	57.6%	59.7%	58.1%
% of FP17s for the same patient ID Re-attending between 3 & 9 months - Adults	876	1,895	46.2%	51.1%	53.0%	50.6%
% of FP17s for Band 1 Urgent Courses	199	1,873	10.6%	9.7%	9.2%	9.1%
% of FP17s Relating to Free Repair or Replacements	23	1,873	1.2%	1.1%	1.0%	0.8%
% of FP17s Relating to Continuations	24	1,873	1.3%	1.3%	1.2%	1.1%
% of Patients satisfied with the dentistry they have received	21	22	95.5%	92.4%	91.6%	91.4%
% of Patients satisfied with the time they had to wait for an appointment	17	22	77.3%	91.5%	88.1%	87.7%

* This is based on patients treated on this contract for their most recent course of treatment. Figures in italics indicate the base number of FP17s or Patient Questionnaire responses are less than 100. N/A is shown where the base number of responses is less than 10 during the period. % is calculated as Quantity/Base number*100

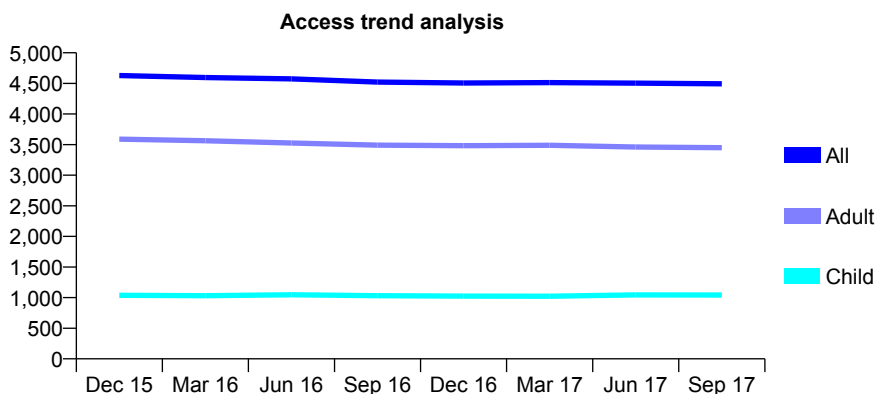
Q44 - Vital Signs At a Glance Contract Report for 102172/0001 - September 2017

Name or company name	Crystal Dental Clinic Ltd
Contract type name	GDS Contract
Purpose of contract	General
Contract start date	01/05/2011
Contract end date	

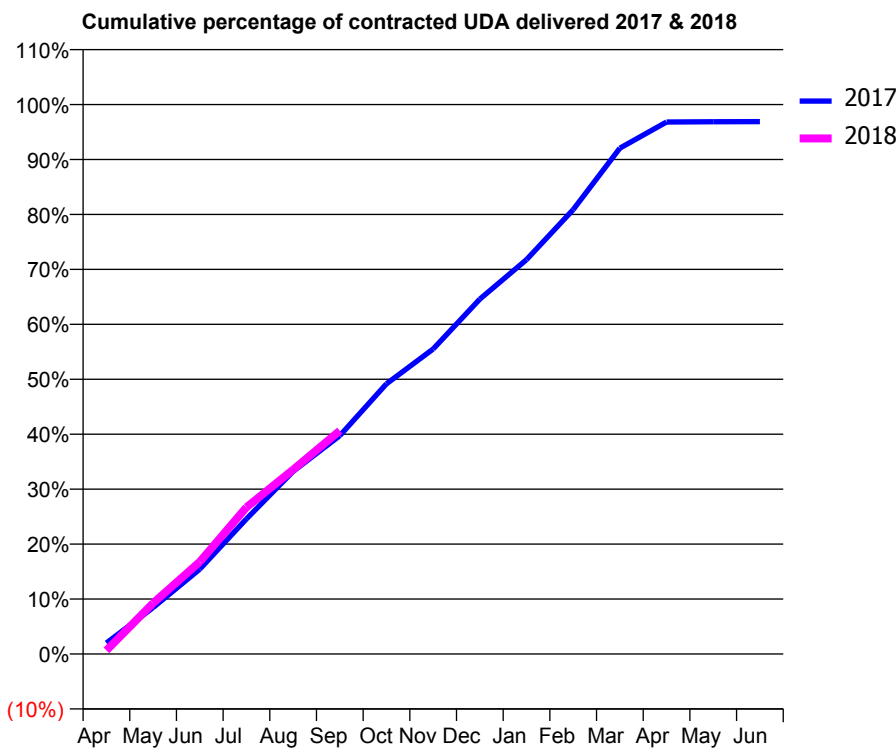
17/18 Contracted general activity (UDA)	13,705
Carry forward general activity (UDA)	427
17/18 Contracted orthodontic activity (UOA)	0
Carry forward orthodontic activity (UOA)	0
Baseline contract value	£369,884.04

ACCESS*

Patients seen in 24 months	Total	Change since previous quarter
Quarter ending September 2016	4,522	
Quarter ending December 2016	4,507	→
Quarter ending March 2017	4,513	→
Quarter ending June 2017	4,504	→
Quarter ending September 2017	4,493	→
Variance since September 2016	(0.6%)	→



ACTIVITY



Month	Adjusted Scheduled Activity (UDA)	
	2017	2018
April	274	93
May	1,160	1,270
June	2,116	2,300
July	3,369	3,658
August	4,556	4,597
September	5,445	5,569
October	6,739	
November	7,609	
December	8,851	
January	9,835	
February	11,083	
March	12,618	
April	13,268	
May	13,276	
June	13,278	

QUALITY

	Quantity	Base Number	Contract	AT	Region	England
% of FP17s for the same patient ID Re-attending within 3 months - Children	55	797	6.9%	12.0%	12.8%	11.9%
% of FP17s for the same patient ID Re-attending within 3 months - Adults	446	2,850	15.6%	17.1%	16.5%	15.9%
% of FP17s for the same patient ID Re-attending between 3 & 9 months - Children	493	797	61.9%	57.6%	59.7%	58.1%
% of FP17s for the same patient ID Re-attending between 3 & 9 months - Adults	1,739	2,850	61.0%	51.1%	53.0%	50.6%
% of FP17s for Band 1 Urgent Courses	201	3,335	6.0%	9.7%	9.2%	9.1%
% of FP17s Relating to Free Repair or Replacements	55	3,335	1.6%	1.1%	1.0%	0.8%
% of FP17s Relating to Continuations	28	3,335	0.8%	1.3%	1.2%	1.1%
% of Patients satisfied with the dentistry they have received	13	15	86.7%	92.4%	91.6%	91.4%
% of Patients satisfied with the time they had to wait for an appointment	14	15	93.3%	91.5%	88.1%	87.7%

* This is based on patients treated on this contract for their most recent course of treatment. Figures in italics indicate the base number of FP17s or Patient Questionnaire responses are less than 100. N/A is shown where the base number of responses is less than 10 during the period. % is calculated as Quantity/Base number*100

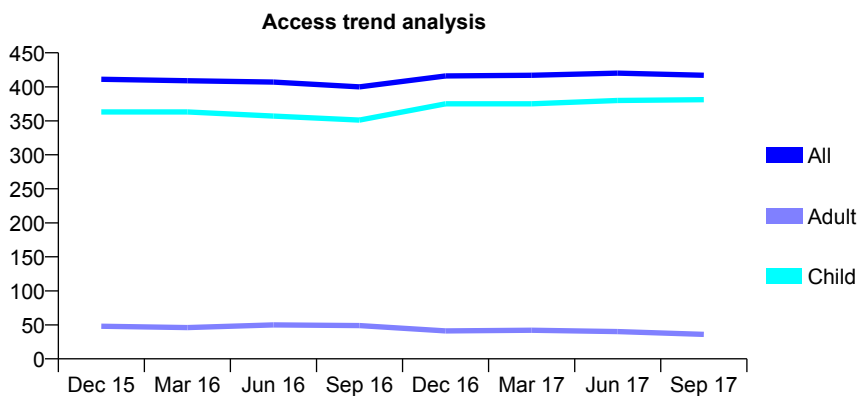
Q44 - Vital Signs At a Glance Contract Report for 103292/0001 - September 2017

Name or company name	Baran & Hull Ltd
Contract type name	GDS Contract
Purpose of contract	General
Contract start date	01/04/2011
Contract end date	

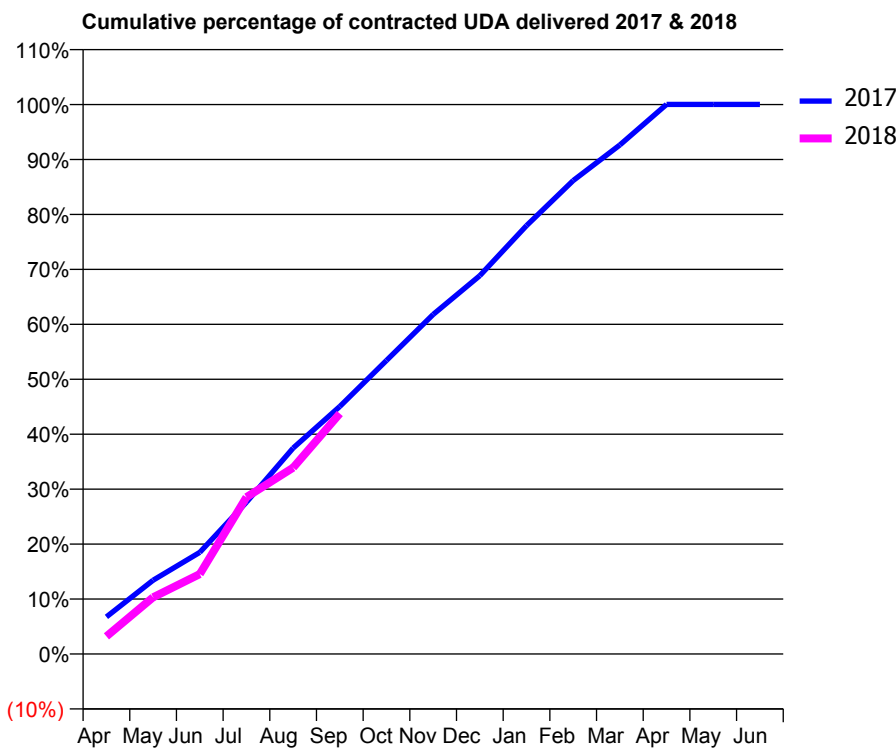
17/18 Contracted general activity (UDA)	1,000
Carry forward general activity (UDA)	0
17/18 Contracted orthodontic activity (UOA)	0
Carry forward orthodontic activity (UOA)	0
Baseline contract value	£25,449.11

ACCESS*

Patients seen in 24 months	Total	Change since previous quarter
Quarter ending September 2016	400	
Quarter ending December 2016	416	↑
Quarter ending March 2017	417	→
Quarter ending June 2017	420	→
Quarter ending September 2017	417	→
Variance since September 2016	4.3%	↑



ACTIVITY



Month	Adjusted Scheduled Activity (UDA)	
	2017	2018
April	68	32
May	135	103
June	186	146
July	278	286
August	377	339
September	453	438
October	537	
November	621	
December	692	
January	783	
February	866	
March	931	
April	1,005	
May	1,005	
June	1,005	

QUALITY

	Quantity	Base Number	Contract	AT	Region	England
% of FP17s for the same patient ID Re-attending within 3 months - Children	50	428	11.7%	12.0%	12.8%	11.9%
% of FP17s for the same patient ID Re-attending within 3 months - Adults	0	0	N/A	17.1%	16.5%	15.9%
% of FP17s for the same patient ID Re-attending between 3 & 9 months - Children	312	428	72.9%	57.6%	59.7%	58.1%
% of FP17s for the same patient ID Re-attending between 3 & 9 months - Adults	0	0	N/A	51.1%	53.0%	50.6%
% of FP17s for Band 1 Urgent Courses	8	379	2.1%	9.7%	9.2%	9.1%
% of FP17s Relating to Free Repair or Replacements	0	379	0.0%	1.1%	1.0%	0.8%
% of FP17s Relating to Continuations	0	379	0.0%	1.3%	1.2%	1.1%
% of Patients satisfied with the dentistry they have received	2	2	N/A	92.4%	91.6%	91.4%
% of Patients satisfied with the time they had to wait for an appointment	2	2	N/A	91.5%	88.1%	87.7%

* This is based on patients treated on this contract for their most recent course of treatment. Figures in italics indicate the base number of FP17s or Patient Questionnaire responses are less than 100. N/A is shown where the base number of responses is less than 10 during the period. % is calculated as Quantity/Base number*100

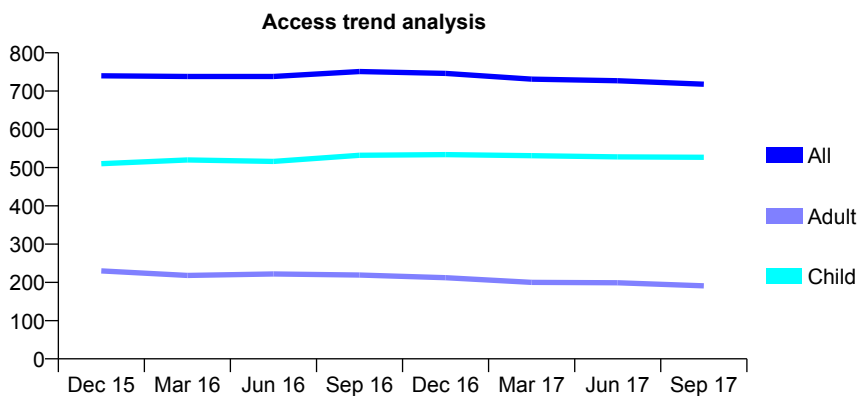
Q44 - Vital Signs At a Glance Contract Report for 103306/0001 - September 2017

Name or company name	PD Dental Care Ltd
Contract type name	GDS Contract
Purpose of contract	General
Contract start date	01/05/2011
Contract end date	

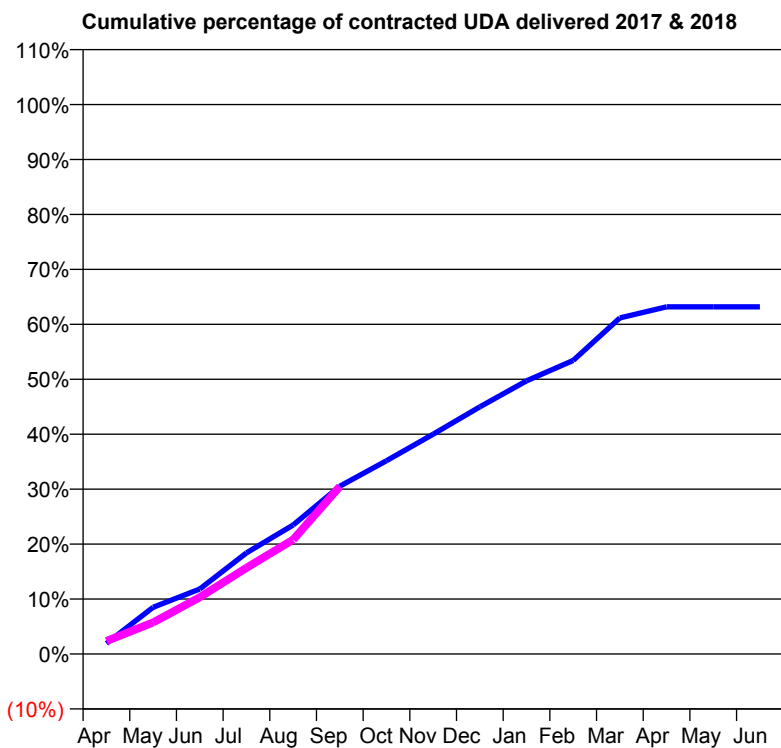
17/18 Contracted general activity (UDA)	2,648
Carry forward general activity (UDA)	0
17/18 Contracted orthodontic activity (UOA)	0
Carry forward orthodontic activity (UOA)	0
Baseline contract value	£67,528.28

ACCESS*

Patients seen in 24 months	Total	Change since previous quarter
Quarter ending September 2016	751	
Quarter ending December 2016	746	→
Quarter ending March 2017	731	↓
Quarter ending June 2017	727	→
Quarter ending September 2017	718	↓
Variance since September 2016	(4.4%)	↓



ACTIVITY



Month	Adjusted Scheduled Activity (UDA)	
	2017	2018
April	51	62
May	225	152
June	313	273
July	488	415
August	622	551
September	809	808
October	931	
November	1,059	
December	1,191	
January	1,316	
February	1,415	
March	1,620	
April	1,673	
May	1,673	
June	1,673	

QUALITY

	Quantity	Base Number	Contract	AT	Region	England
% of FP17s for the same patient ID Re-attending within 3 months - Children	38	498	7.6%	12.0%	12.8%	11.9%
% of FP17s for the same patient ID Re-attending within 3 months - Adults	10	121	8.3%	17.1%	16.5%	15.9%
% of FP17s for the same patient ID Re-attending between 3 & 9 months - Children	362	498	72.7%	57.6%	59.7%	58.1%
% of FP17s for the same patient ID Re-attending between 3 & 9 months - Adults	86	121	71.1%	51.1%	53.0%	50.6%
% of FP17s for Band 1 Urgent Courses	18	572	3.1%	9.7%	9.2%	9.1%
% of FP17s Relating to Free Repair or Replacements	0	572	0.0%	1.1%	1.0%	0.8%
% of FP17s Relating to Continuations	1	572	0.2%	1.3%	1.2%	1.1%
% of Patients satisfied with the dentistry they have received	1	1	N/A	92.4%	91.6%	91.4%
% of Patients satisfied with the time they had to wait for an appointment	0	1	N/A	91.5%	88.1%	87.7%

* This is based on patients treated on this contract for their most recent course of treatment. Figures in italics indicate the base number of FP17s or Patient Questionnaire responses are less than 100. N/A is shown where the base number of responses is less than 10 during the period. % is calculated as Quantity/Base number*100

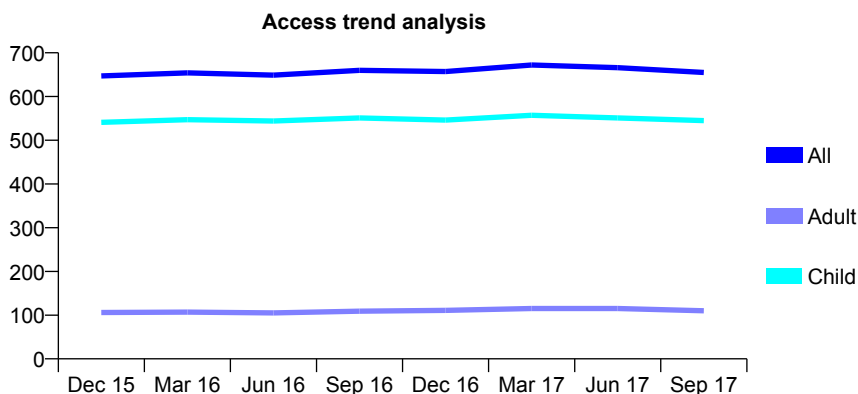
Q44 - Vital Signs At a Glance Contract Report for 104892/0001 - September 2017

Name or company name	The King Street Dental Practice Ltd
Contract type name	GDS Contract
Purpose of contract	General
Contract start date	01/04/2007
Contract end date	

17/18 Contracted general activity (UDA)	1,644
Carry forward general activity (UDA)	0
17/18 Contracted orthodontic activity (UOA)	0
Carry forward orthodontic activity (UOA)	0
Baseline contract value	£35,304.69

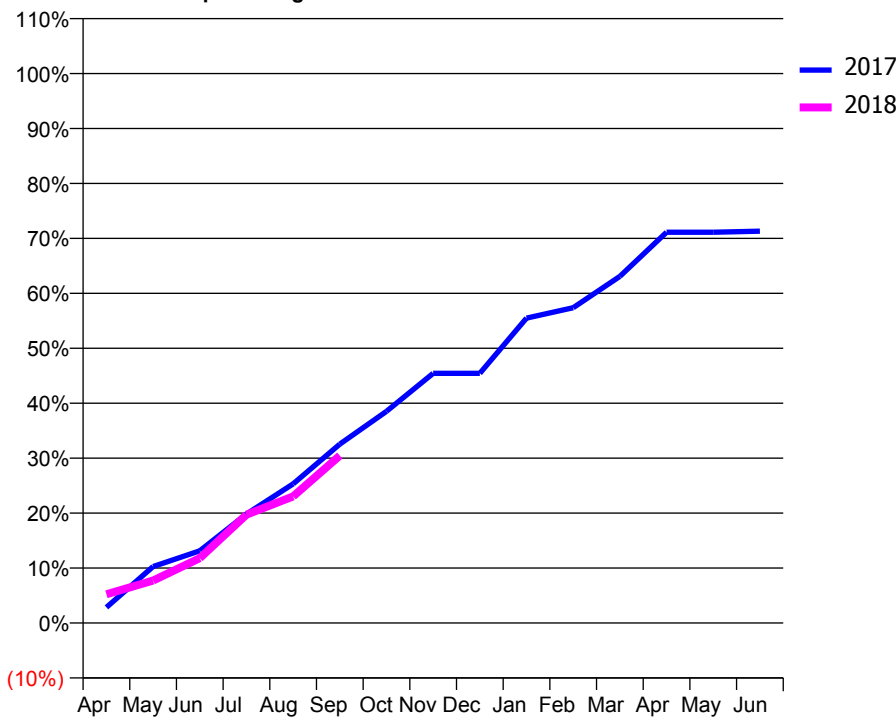
ACCESS*

Patients seen in 24 months	Total	Change since previous quarter
Quarter ending September 2016	660	
Quarter ending December 2016	657	→
Quarter ending March 2017	672	↑
Quarter ending June 2017	666	→
Quarter ending September 2017	655	↓
Variance since September 2016	(0.8%)	→



ACTIVITY

Cumulative percentage of contracted UDA delivered 2017 & 2018



Adjusted Scheduled Activity (UDA)

Month	2017	2018
April	47	86
May	169	127
June	216	194
July	326	324
August	416	379
September	535	501
October	633	
November	747	
December	747	
January	912	
February	943	
March	1,037	
April	1,169	
May	1,169	
June	1,172	

QUALITY

	Quantity	Base Number	Contract	AT	Region	England
% of FP17s for the same patient ID Re-attending within 3 months - Children	49	502	9.8%	12.0%	12.8%	11.9%
% of FP17s for the same patient ID Re-attending within 3 months - Adults	1	25	4.0%	17.1%	16.5%	15.9%
% of FP17s for the same patient ID Re-attending between 3 & 9 months - Children	303	502	60.4%	57.6%	59.7%	58.1%
% of FP17s for the same patient ID Re-attending between 3 & 9 months - Adults	18	25	72.0%	51.1%	53.0%	50.6%
% of FP17s for Band 1 Urgent Courses	0	420	0.0%	9.7%	9.2%	9.1%
% of FP17s Relating to Free Repair or Replacements	0	420	0.0%	1.1%	1.0%	0.8%
% of FP17s Relating to Continuations	0	420	0.0%	1.3%	1.2%	1.1%
% of Patients satisfied with the dentistry they have received	1	1	N/A	92.4%	91.6%	91.4%
% of Patients satisfied with the time they had to wait for an appointment	1	1	N/A	91.5%	88.1%	87.7%

* This is based on patients treated on this contract for their most recent course of treatment. Figures in italics indicate the base number of FP17s or Patient Questionnaire responses are less than 100. N/A is shown where the base number of responses is less than 10 during the period. % is calculated as Quantity/Base number*100

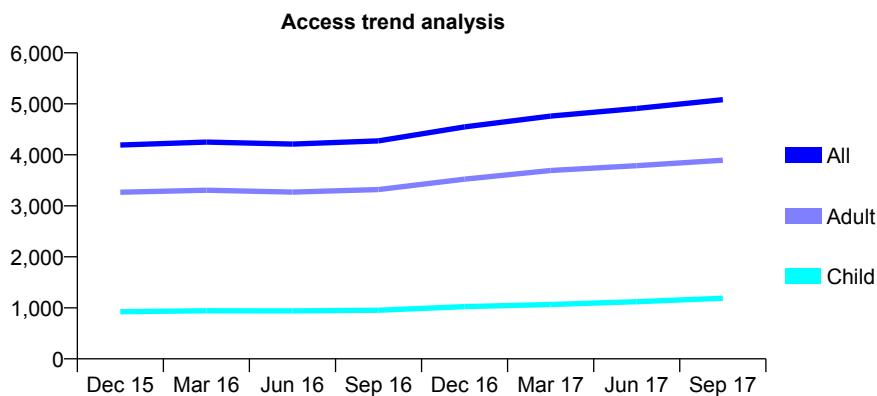
Q44 - Vital Signs At a Glance Contract Report for 105120/0001 - September 2017

Name or company name	Handforth Dental Practice LLP
Contract type name	GDS Contract
Purpose of contract	General
Contract start date	01/06/2007
Contract end date	

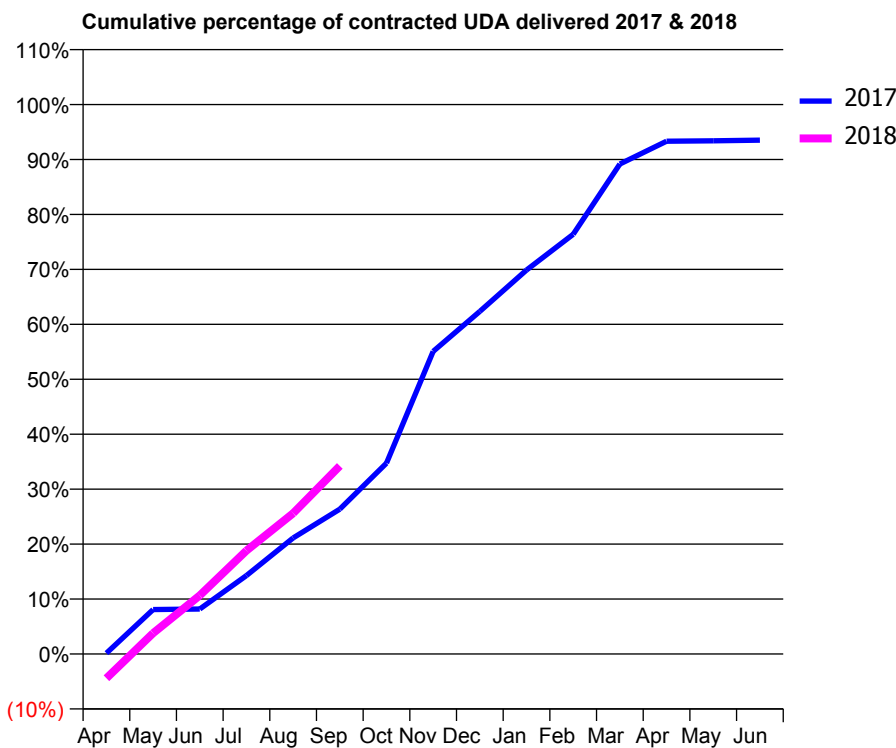
17/18 Contracted general activity (UDA)	16,767
Carry forward general activity (UDA)	1,087
17/18 Contracted orthodontic activity (UOA)	0
Carry forward orthodontic activity (UOA)	0
Baseline contract value	£417,336.34

ACCESS*

Patients seen in 24 months	Total	Change since previous quarter
Quarter ending September 2016	4,272	
Quarter ending December 2016	4,548	↑
Quarter ending March 2017	4,759	↑
Quarter ending June 2017	4,908	↑
Quarter ending September 2017	5,081	↑
Variance since September 2016	18.9%	↑



ACTIVITY



Month	Adjusted Scheduled Activity (UDA)	
	2017	2018
April	25	-744
May	1,356	637
June	1,375	1,787
July	2,396	3,157
August	3,541	4,295
September	4,419	5,738
October	5,824	
November	9,233	
December	10,456	
January	11,715	
February	12,808	
March	14,953	
April	15,646	
May	15,661	
June	15,680	

QUALITY

	Quantity	Base Number	Contract	AT	Region	England
% of FP17s for the same patient ID Re-attending within 3 months - Children	98	982	10.0%	12.0%	12.8%	11.9%
% of FP17s for the same patient ID Re-attending within 3 months - Adults	445	2,764	16.1%	17.1%	16.5%	15.9%
% of FP17s for the same patient ID Re-attending between 3 & 9 months - Children	555	982	56.5%	57.6%	59.7%	58.1%
% of FP17s for the same patient ID Re-attending between 3 & 9 months - Adults	1,571	2,764	56.8%	51.1%	53.0%	50.6%
% of FP17s for Band 1 Urgent Courses	236	3,447	6.8%	9.7%	9.2%	9.1%
% of FP17s Relating to Free Repair or Replacements	68	3,447	2.0%	1.1%	1.0%	0.8%
% of FP17s Relating to Continuations	105	3,447	3.0%	1.3%	1.2%	1.1%
% of Patients satisfied with the dentistry they have received	17	18	94.4%	92.4%	91.6%	91.4%
% of Patients satisfied with the time they had to wait for an appointment	17	18	94.4%	91.5%	88.1%	87.7%

* This is based on patients treated on this contract for their most recent course of treatment. Figures in italics indicate the base number of FP17s or Patient Questionnaire responses are less than 100. N/A is shown where the base number of responses is less than 10 during the period. % is calculated as Quantity/Base number*100

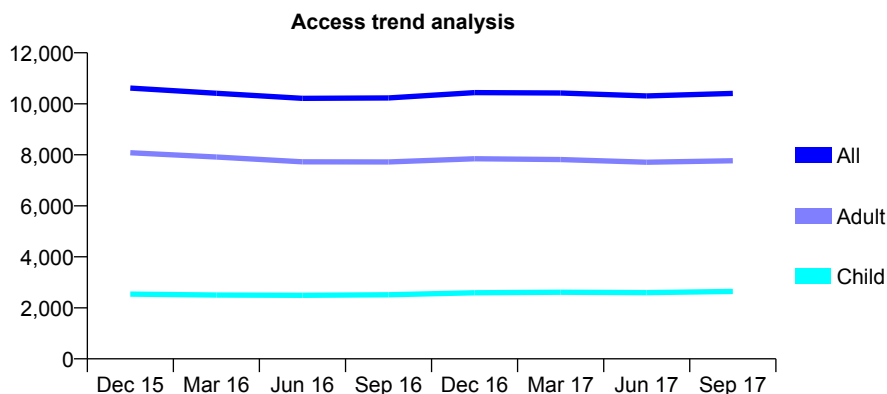
Q44 - Vital Signs At a Glance Contract Report for 105902/0001 - September 2017

Name or company name	MAC Dental Centre Ltd
Contract type name	GDS Contract
Purpose of contract	General
Contract start date	01/05/2011
Contract end date	

17/18 Contracted general activity (UDA)	34,000
Carry forward general activity (UDA)	0
17/18 Contracted orthodontic activity (UOA)	0
Carry forward orthodontic activity (UOA)	0
Baseline contract value	£787,940.71

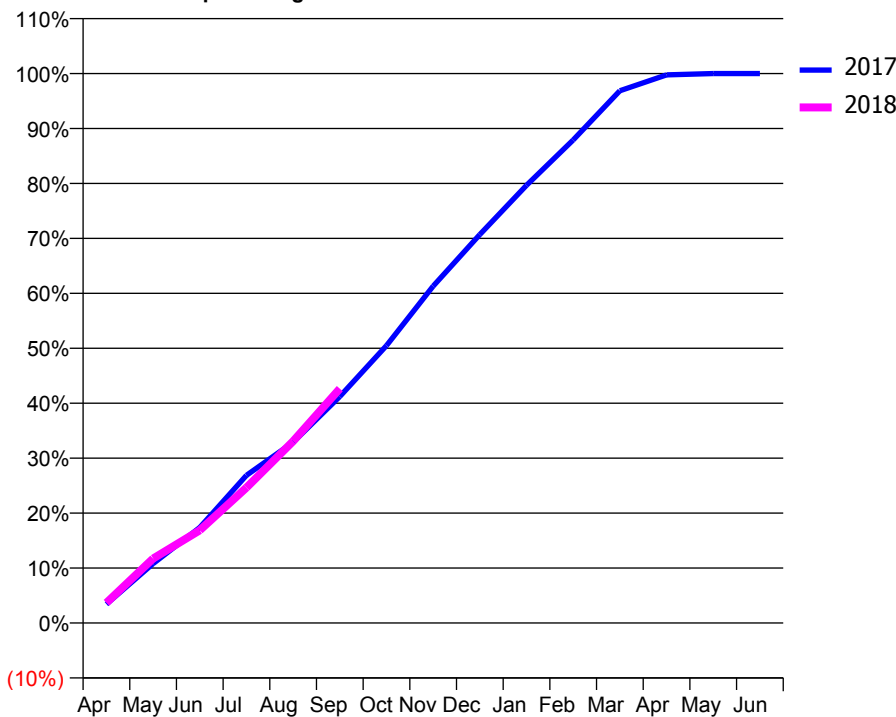
ACCESS*

Patients seen in 24 months	Total	Change since previous quarter
Quarter ending September 2016	10,228	
Quarter ending December 2016	10,438	↑
Quarter ending March 2017	10,426	→
Quarter ending June 2017	10,307	↓
Quarter ending September 2017	10,407	→
Variance since September 2016	1.8%	→



ACTIVITY

Cumulative percentage of contracted UDA delivered 2017 & 2018



Month	Adjusted Scheduled Activity (UDA)	
	2017	2018
April	1,182	1,249
May	3,723	3,989
June	5,991	5,738
July	9,258	8,376
August	11,325	11,247
September	14,190	14,501
October	17,387	
November	21,115	
December	24,346	
January	27,431	
February	30,272	
March	33,357	
April	34,349	
May	34,431	
June	34,436	

QUALITY

	Quantity	Base Number	Contract	AT	Region	England
% of FP17s for the same patient ID Re-attending within 3 months - Children	143	2,024	7.1%	12.0%	12.8%	11.9%
% of FP17s for the same patient ID Re-attending within 3 months - Adults	860	5,609	15.3%	17.1%	16.5%	15.9%
% of FP17s for the same patient ID Re-attending between 3 & 9 months - Children	1,299	2,024	64.2%	57.6%	59.7%	58.1%
% of FP17s for the same patient ID Re-attending between 3 & 9 months - Adults	3,082	5,609	54.9%	51.1%	53.0%	50.6%
% of FP17s for Band 1 Urgent Courses	541	7,158	7.6%	9.7%	9.2%	9.1%
% of FP17s Relating to Free Repair or Replacements	151	7,158	2.1%	1.1%	1.0%	0.8%
% of FP17s Relating to Continuations	55	7,158	0.8%	1.3%	1.2%	1.1%
% of Patients satisfied with the dentistry they have received	23	27	85.2%	92.4%	91.6%	91.4%
% of Patients satisfied with the time they had to wait for an appointment	25	27	92.6%	91.5%	88.1%	87.7%

* This is based on patients treated on this contract for their most recent course of treatment. Figures in italics indicate the base number of FP17s or Patient Questionnaire responses are less than 100. N/A is shown where the base number of responses is less than 10 during the period. % is calculated as Quantity/Base number*100

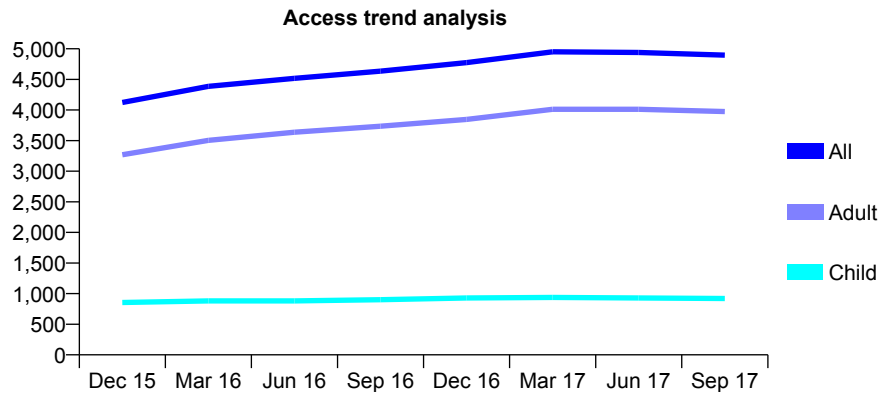
Q44 - Vital Signs At a Glance Contract Report for 106690/0001 - September 2017

Name or company name	Mary Samuel, Sankey Street Dental Practic
Contract type name	GDS Contract
Purpose of contract	General
Contract start date	01/04/2014
Contract end date	

17/18 Contracted general activity (UDA)	14,090
Carry forward general activity (UDA)	0
17/18 Contracted orthodontic activity (UOA)	0
Carry forward orthodontic activity (UOA)	0
Baseline contract value	£305,673.19

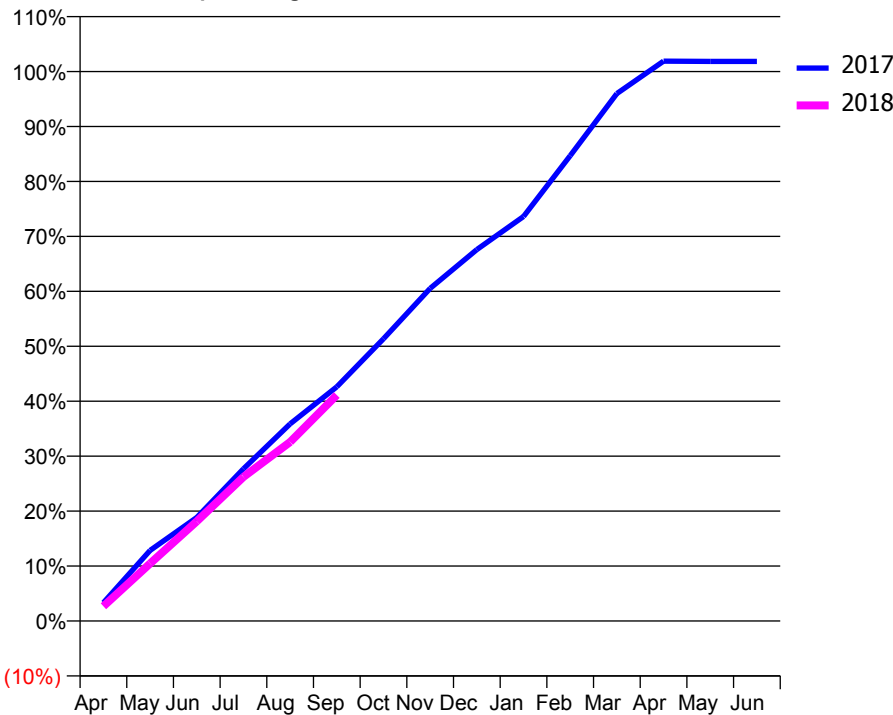
ACCESS*

Patients seen in 24 months	Total	Change since previous quarter
Quarter ending September 2016	4,636	
Quarter ending December 2016	4,775	↑
Quarter ending March 2017	4,951	↑
Quarter ending June 2017	4,941	→
Quarter ending September 2017	4,897	→
Variance since September 2016	5.6%	↑



ACTIVITY

Cumulative percentage of contracted UDA delivered 2017 & 2018



Month	Adjusted Scheduled Activity (UDA)	
	2017	2018
April	469	376
May	1,810	1,474
June	2,654	2,555
July	3,903	3,694
August	5,054	4,589
September	6,007	5,795
October	7,237	
November	8,531	
December	9,525	
January	10,372	
February	11,933	
March	13,523	
April	14,357	
May	14,349	
June	14,349	

QUALITY

	Quantity	Base Number	Contract	AT	Region	England
% of FP17s for the same patient ID Re-attending within 3 months - Children	35	629	5.6%	12.0%	12.8%	11.9%
% of FP17s for the same patient ID Re-attending within 3 months - Adults	414	2,604	15.9%	17.1%	16.5%	15.9%
% of FP17s for the same patient ID Re-attending between 3 & 9 months - Children	347	629	55.2%	57.6%	59.7%	58.1%
% of FP17s for the same patient ID Re-attending between 3 & 9 months - Adults	1,267	2,604	48.7%	51.1%	53.0%	50.6%
% of FP17s for Band 1 Urgent Courses	244	2,602	9.4%	9.7%	9.2%	9.1%
% of FP17s Relating to Free Repair or Replacements	43	2,602	1.7%	1.1%	1.0%	0.8%
% of FP17s Relating to Continuations	13	2,602	0.5%	1.3%	1.2%	1.1%
% of Patients satisfied with the dentistry they have received	5	6	N/A	92.4%	91.6%	91.4%
% of Patients satisfied with the time they had to wait for an appointment	6	6	N/A	91.5%	88.1%	87.7%

* This is based on patients treated on this contract for their most recent course of treatment. Figures in italics indicate the base number of FP17s or Patient Questionnaire responses are less than 100. N/A is shown where the base number of responses is less than 10 during the period. % is calculated as Quantity/Base number*100

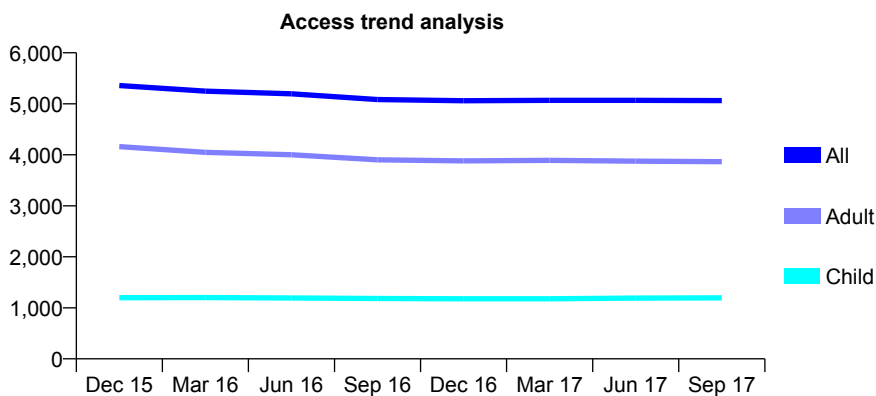
Q44 - Vital Signs At a Glance Contract Report for 106976/0001 - September 2017

Name or company name	Greasby Dental Centre
Contract type name	GDS Contract
Purpose of contract	General
Contract start date	01/08/2009
Contract end date	

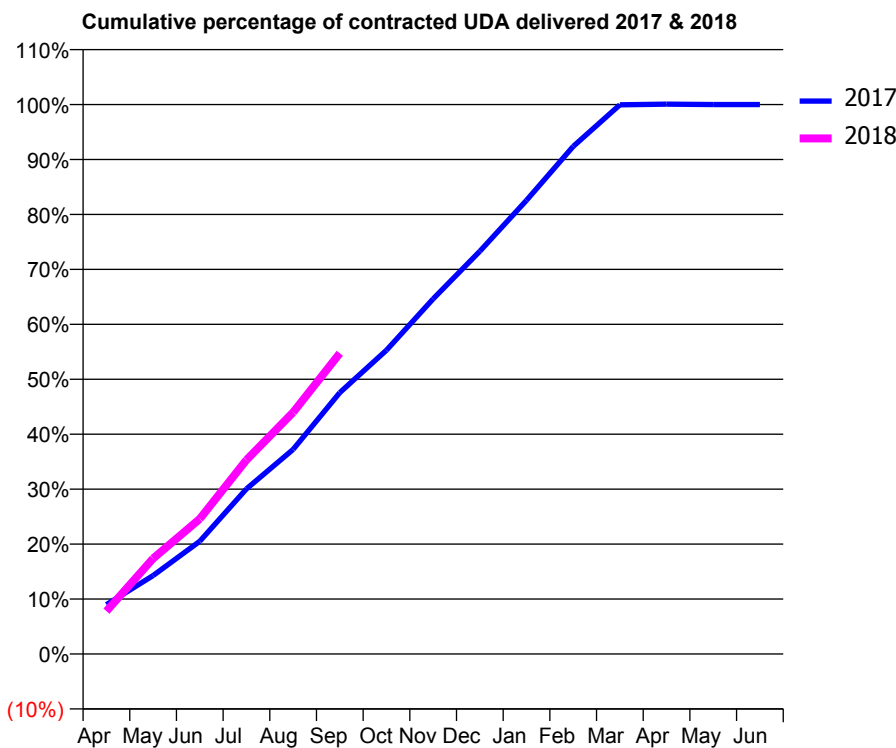
17/18 Contracted general activity (UDA)	14,380
Carry forward general activity (UDA)	0
17/18 Contracted orthodontic activity (UOA)	0
Carry forward orthodontic activity (UOA)	0
Baseline contract value	£393,763.83

ACCESS*

Patients seen in 24 months	Total	Change since previous quarter
Quarter ending September 2016	5,084	
Quarter ending December 2016	5,060	→
Quarter ending March 2017	5,069	→
Quarter ending June 2017	5,068	→
Quarter ending September 2017	5,062	→
Variance since September 2016	(0.4%)	→



ACTIVITY



Month	Adjusted Scheduled Activity (UDA)	
	2017	2018
April	1,316	1,124
May	2,090	2,502
June	3,005	3,536
July	4,398	5,078
August	5,453	6,325
September	6,965	7,870
October	8,095	
November	9,462	
December	10,731	
January	12,087	
February	13,521	
March	14,632	
April	14,648	
May	14,638	
June	14,639	

QUALITY

	Quantity	Base Number	Contract	AT	Region	England
% of FP17s for the same patient ID Re-attending within 3 months - Children	59	903	6.5%	12.0%	12.8%	11.9%
% of FP17s for the same patient ID Re-attending within 3 months - Adults	484	2,823	17.1%	17.1%	16.5%	15.9%
% of FP17s for the same patient ID Re-attending between 3 & 9 months - Children	559	903	61.9%	57.6%	59.7%	58.1%
% of FP17s for the same patient ID Re-attending between 3 & 9 months - Adults	1,457	2,823	51.6%	51.1%	53.0%	50.6%
% of FP17s for Band 1 Urgent Courses	313	3,715	8.4%	9.7%	9.2%	9.1%
% of FP17s Relating to Free Repair or Replacements	70	3,715	1.9%	1.1%	1.0%	0.8%
% of FP17s Relating to Continuations	43	3,715	1.2%	1.3%	1.2%	1.1%
% of Patients satisfied with the dentistry they have received	10	12	83.3%	92.4%	91.6%	91.4%
% of Patients satisfied with the time they had to wait for an appointment	11	12	91.7%	91.5%	88.1%	87.7%

* This is based on patients treated on this contract for their most recent course of treatment. Figures in italics indicate the base number of FP17s or Patient Questionnaire responses are less than 100. N/A is shown where the base number of responses is less than 10 during the period. % is calculated as Quantity/Base number*100

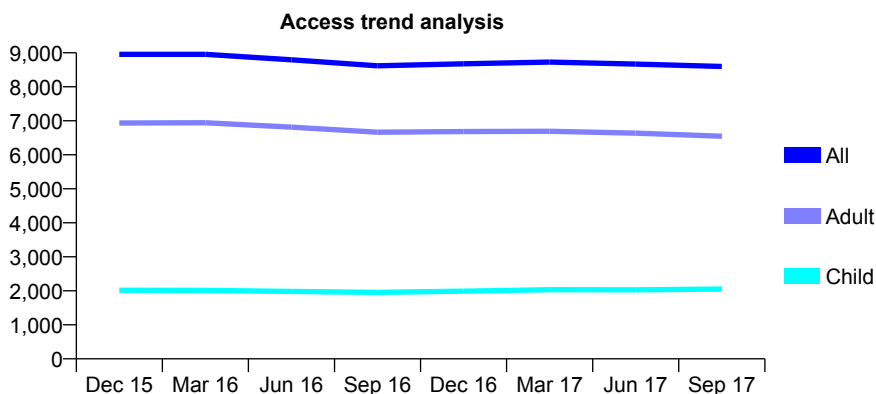
Q44 - Vital Signs At a Glance Contract Report for 107271/0001 - September 2017

Name or company name	Pooltown Dental
Contract type name	GDS Contract
Purpose of contract	General
Contract start date	01/04/2009
Contract end date	

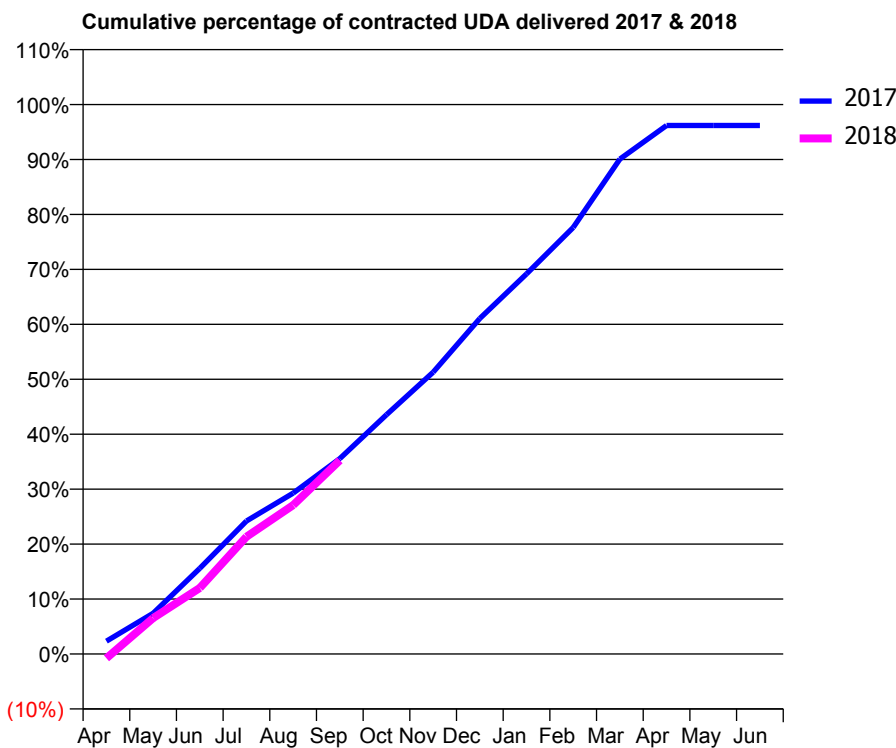
17/18 Contracted general activity (UDA)	23,695
Carry forward general activity (UDA)	903
17/18 Contracted orthodontic activity (UOA)	0
Carry forward orthodontic activity (UOA)	0
Baseline contract value	£706,358.11

ACCESS*

Patients seen in 24 months	Total	Change since previous quarter
Quarter ending September 2016	8,617	
Quarter ending December 2016	8,677	→
Quarter ending March 2017	8,727	→
Quarter ending June 2017	8,668	→
Quarter ending September 2017	8,597	→
Variance since September 2016	(0.2%)	→



ACTIVITY



Month	Adjusted Scheduled Activity (UDA)	
	2017	2018
April	553	-184
May	1,755	1,550
June	3,695	2,847
July	5,737	5,059
August	6,935	6,419
September	8,429	8,354
October	10,318	
November	12,153	
December	14,470	
January	16,389	
February	18,391	
March	21,341	
April	22,788	
May	22,789	
June	22,792	

QUALITY

	Quantity	Base Number	Contract	AT	Region	England
% of FP17s for the same patient ID Re-attending within 3 months - Children	135	1,348	10.0%	12.0%	12.8%	11.9%
% of FP17s for the same patient ID Re-attending within 3 months - Adults	811	3,756	21.6%	17.1%	16.5%	15.9%
% of FP17s for the same patient ID Re-attending between 3 & 9 months - Children	690	1,348	51.2%	57.6%	59.7%	58.1%
% of FP17s for the same patient ID Re-attending between 3 & 9 months - Adults	1,313	3,756	35.0%	51.1%	53.0%	50.6%
% of FP17s for Band 1 Urgent Courses	856	4,476	19.1%	9.7%	9.2%	9.1%
% of FP17s Relating to Free Repair or Replacements	37	4,476	0.8%	1.1%	1.0%	0.8%
% of FP17s Relating to Continuations	76	4,476	1.7%	1.3%	1.2%	1.1%
% of Patients satisfied with the dentistry they have received	15	15	100.0%	92.4%	91.6%	91.4%
% of Patients satisfied with the time they had to wait for an appointment	15	15	100.0%	91.5%	88.1%	87.7%

* This is based on patients treated on this contract for their most recent course of treatment. Figures in italics indicate the base number of FP17s or Patient Questionnaire responses are less than 100. N/A is shown where the base number of responses is less than 10 during the period. % is calculated as Quantity/Base number*100

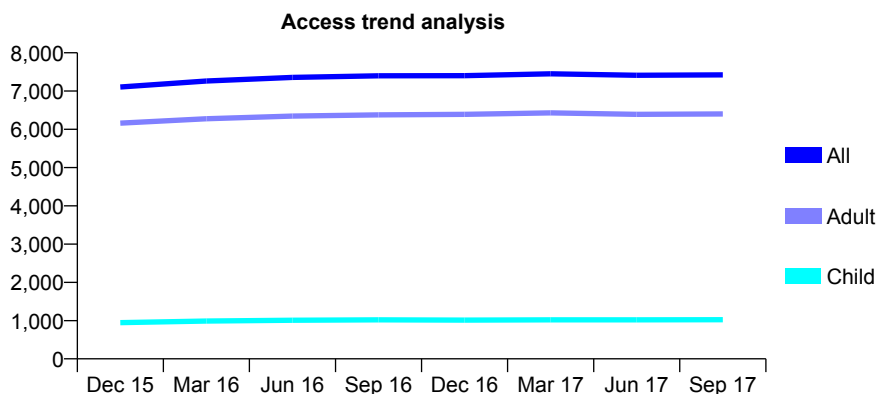
Q44 - Vital Signs At a Glance Contract Report for 107468/0001 - September 2017

Name or company name	Foregate Street Dental Clinic
Contract type name	GDS Contract
Purpose of contract	General
Contract start date	01/04/2009
Contract end date	

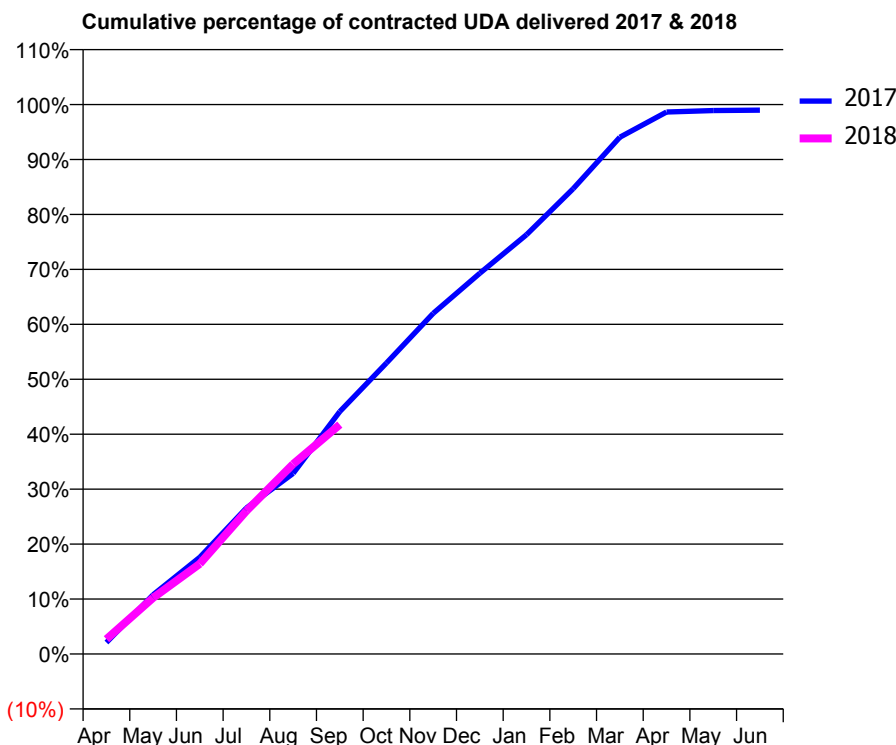
17/18 Contracted general activity (UDA)	24,100
Carry forward general activity (UDA)	0
17/18 Contracted orthodontic activity (UOA)	0
Carry forward orthodontic activity (UOA)	0
Baseline contract value	£579,029.13

ACCESS*

Patients seen in 24 months	Total	Change since previous quarter
Quarter ending September 2016	7,398	
Quarter ending December 2016	7,403	→
Quarter ending March 2017	7,452	→
Quarter ending June 2017	7,412	→
Quarter ending September 2017	7,424	→
Variance since September 2016	0.4%	→



ACTIVITY



Month	Adjusted Scheduled Activity (UDA)	
	2017	2018
April	508	653
May	2,598	2,466
June	4,244	3,959
July	6,405	6,278
August	7,920	8,329
September	10,637	10,062
October	12,766	
November	14,942	
December	16,701	
January	18,389	
February	20,409	
March	22,668	
April	23,772	
May	23,832	
June	23,850	

QUALITY

	Quantity	Base Number	Contract	AT	Region	England
% of FP17s for the same patient ID Re-attending within 3 months - Children	52	761	6.8%	12.0%	12.8%	11.9%
% of FP17s for the same patient ID Re-attending within 3 months - Adults	935	5,003	18.7%	17.1%	16.5%	15.9%
% of FP17s for the same patient ID Re-attending between 3 & 9 months - Children	448	761	58.9%	57.6%	59.7%	58.1%
% of FP17s for the same patient ID Re-attending between 3 & 9 months - Adults	2,842	5,003	56.8%	51.1%	53.0%	50.6%
% of FP17s for Band 1 Urgent Courses	584	5,268	11.1%	9.7%	9.2%	9.1%
% of FP17s Relating to Free Repair or Replacements	89	5,268	1.7%	1.1%	1.0%	0.8%
% of FP17s Relating to Continuations	40	5,268	0.8%	1.3%	1.2%	1.1%
% of Patients satisfied with the dentistry they have received	19	20	95.0%	92.4%	91.6%	91.4%
% of Patients satisfied with the time they had to wait for an appointment	20	20	100.0%	91.5%	88.1%	87.7%

* This is based on patients treated on this contract for their most recent course of treatment. Figures in italics indicate the base number of FP17s or Patient Questionnaire responses are less than 100. N/A is shown where the base number of responses is less than 10 during the period. % is calculated as Quantity/Base number*100

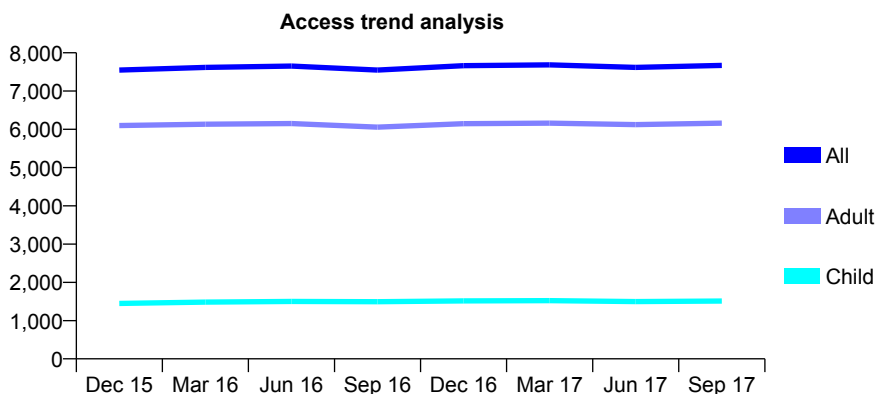
Q44 - Vital Signs At a Glance Contract Report for 107689/0001 - September 2017

Name or company name	Glencairn Dental Practice
Contract type name	GDS Contract
Purpose of contract	General
Contract start date	01/08/2006
Contract end date	

17/18 Contracted general activity (UDA)	21,897
Carry forward general activity (UDA)	0
17/18 Contracted orthodontic activity (UOA)	0
Carry forward orthodontic activity (UOA)	0
Baseline contract value	£605,011.52

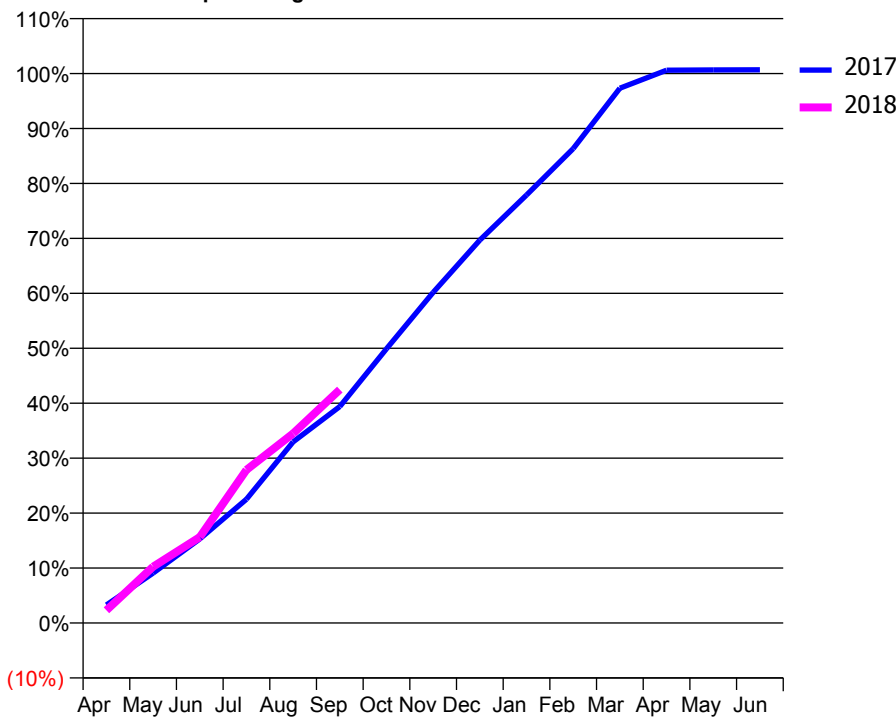
ACCESS*

Patients seen in 24 months	Total	Change since previous quarter
Quarter ending September 2016	7,547	
Quarter ending December 2016	7,664	→
Quarter ending March 2017	7,684	→
Quarter ending June 2017	7,620	→
Quarter ending September 2017	7,672	→
Variance since September 2016	1.7%	→



ACTIVITY

Cumulative percentage of contracted UDA delivered 2017 & 2018



Month	Adjusted Scheduled Activity (UDA)	
	2017	2018
April	732	508
May	2,032	2,247
June	3,416	3,423
July	5,035	6,100
August	7,363	7,554
September	8,800	9,302
October	11,146	
November	13,437	
December	15,565	
January	17,396	
February	19,282	
March	21,735	
April	22,466	
May	22,480	
June	22,483	

QUALITY

	Quantity	Base Number	Contract	AT	Region	England
% of FP17s for the same patient ID Re-attending within 3 months - Children	153	1,270	12.0%	12.0%	12.8%	11.9%
% of FP17s for the same patient ID Re-attending within 3 months - Adults	922	4,616	20.0%	17.1%	16.5%	15.9%
% of FP17s for the same patient ID Re-attending between 3 & 9 months - Children	772	1,270	60.8%	57.6%	59.7%	58.1%
% of FP17s for the same patient ID Re-attending between 3 & 9 months - Adults	2,517	4,616	54.5%	51.1%	53.0%	50.6%
% of FP17s for Band 1 Urgent Courses	610	5,145	11.9%	9.7%	9.2%	9.1%
% of FP17s Relating to Free Repair or Replacements	210	5,145	4.1%	1.1%	1.0%	0.8%
% of FP17s Relating to Continuations	97	5,145	1.9%	1.3%	1.2%	1.1%
% of Patients satisfied with the dentistry they have received	24	26	92.3%	92.4%	91.6%	91.4%
% of Patients satisfied with the time they had to wait for an appointment	26	26	100.0%	91.5%	88.1%	87.7%

* This is based on patients treated on this contract for their most recent course of treatment. Figures in italics indicate the base number of FP17s or Patient Questionnaire responses are less than 100. N/A is shown where the base number of responses is less than 10 during the period. % is calculated as Quantity/Base number*100

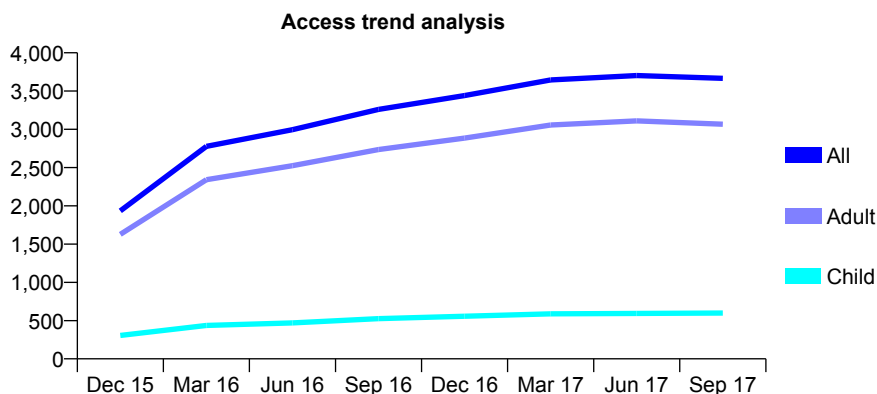
Q44 - Vital Signs At a Glance Contract Report for 108170/0001 - September 2017

Name or company name	Kingsway Dental Practice
Contract type name	GDS Contract
Purpose of contract	General
Contract start date	01/07/2015
Contract end date	

17/18 Contracted general activity (UDA)	12,770
Carry forward general activity (UDA)	0
17/18 Contracted orthodontic activity (UOA)	0
Carry forward orthodontic activity (UOA)	0
Baseline contract value	£304,531.92

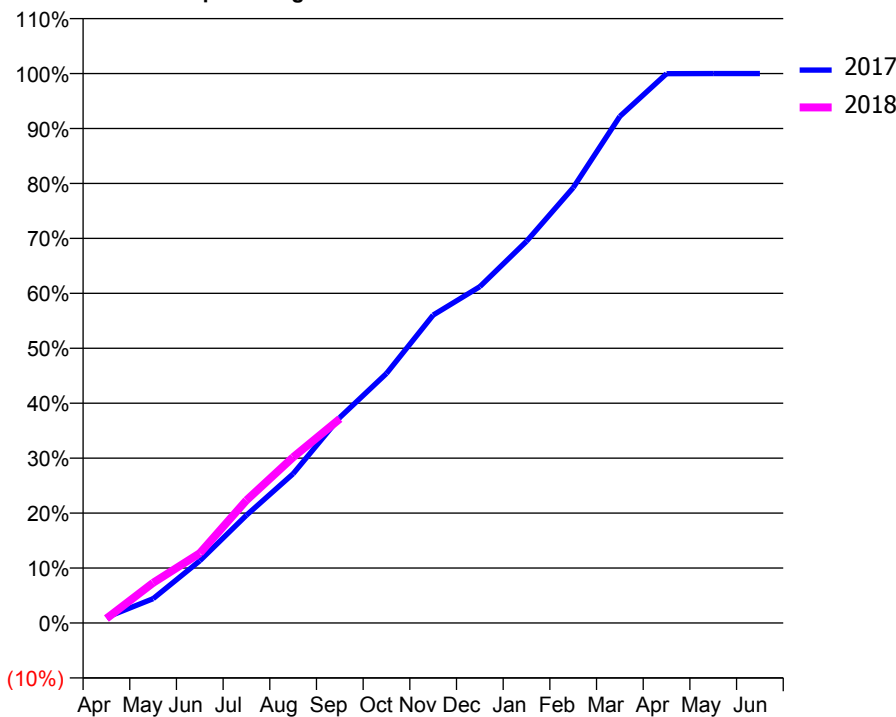
ACCESS*

Patients seen in 24 months	Total	Change since previous quarter
Quarter ending September 2016	3,261	
Quarter ending December 2016	3,442	↑
Quarter ending March 2017	3,645	↑
Quarter ending June 2017	3,703	→
Quarter ending September 2017	3,666	→
Variance since September 2016	12.4%	↑



ACTIVITY

Cumulative percentage of contracted UDA delivered 2017 & 2018



Month	Adjusted Scheduled Activity (UDA)	
	2017	2018
April	131	103
May	571	934
June	1,457	1,621
July	2,523	2,851
August	3,494	3,853
September	4,809	4,746
October	5,840	
November	7,205	
December	7,870	
January	8,932	
February	10,185	
March	11,856	
April	12,853	
May	12,856	
June	12,857	

QUALITY

	Quantity	Base Number	Contract	AT	Region	England
% of FP17s for the same patient ID Re-attending within 3 months - Children	36	464	7.8%	12.0%	12.8%	11.9%
% of FP17s for the same patient ID Re-attending within 3 months - Adults	448	2,442	18.3%	17.1%	16.5%	15.9%
% of FP17s for the same patient ID Re-attending between 3 & 9 months - Children	279	464	60.1%	57.6%	59.7%	58.1%
% of FP17s for the same patient ID Re-attending between 3 & 9 months - Adults	1,482	2,442	60.7%	51.1%	53.0%	50.6%
% of FP17s for Band 1 Urgent Courses	208	2,450	8.5%	9.7%	9.2%	9.1%
% of FP17s Relating to Free Repair or Replacements	33	2,450	1.3%	1.1%	1.0%	0.8%
% of FP17s Relating to Continuations	39	2,450	1.6%	1.3%	1.2%	1.1%
% of Patients satisfied with the dentistry they have received	15	16	93.8%	92.4%	91.6%	91.4%
% of Patients satisfied with the time they had to wait for an appointment	13	16	81.3%	91.5%	88.1%	87.7%

* This is based on patients treated on this contract for their most recent course of treatment. Figures in italics indicate the base number of FP17s or Patient Questionnaire responses are less than 100. N/A is shown where the base number of responses is less than 10 during the period. % is calculated as Quantity/Base number*100

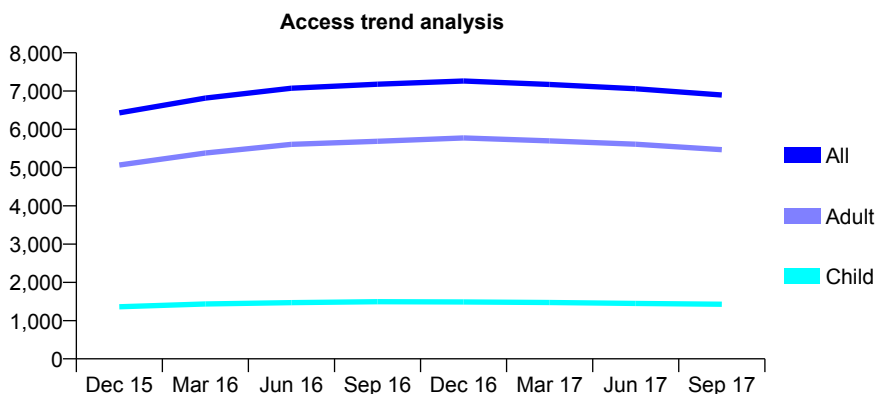
Q44 - Vital Signs At a Glance Contract Report for 108960/0001 - September 2017

Name or company name	Harbour Dental Practice
Contract type name	GDS Contract
Purpose of contract	General
Contract start date	01/01/2014
Contract end date	

17/18 Contracted general activity (UDA)	20,753
Carry forward general activity (UDA)	170
17/18 Contracted orthodontic activity (UOA)	0
Carry forward orthodontic activity (UOA)	0
Baseline contract value	£613,240.48

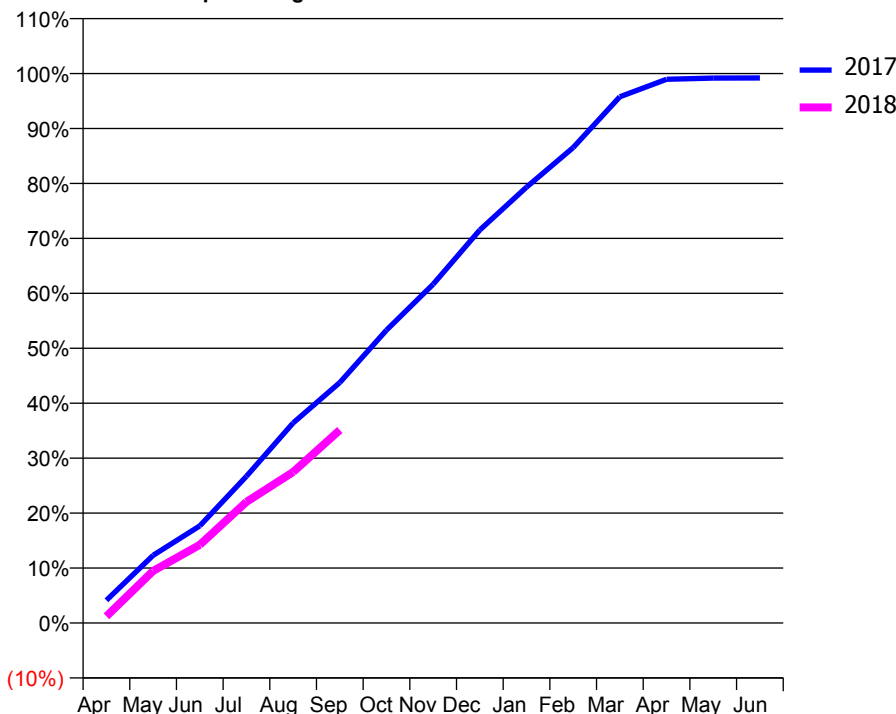
ACCESS*

Patients seen in 24 months	Total	Change since previous quarter
Quarter ending September 2016	7,180	
Quarter ending December 2016	7,262	→
Quarter ending March 2017	7,171	↓
Quarter ending June 2017	7,061	↓
Quarter ending September 2017	6,896	↓
Variance since September 2016	(4.0%)	↓



ACTIVITY

Cumulative percentage of contracted UDA delivered 2017 & 2018



Month	Adjusted Scheduled Activity (UDA)	
	2017	2018
April	860	255
May	2,557	1,968
June	3,669	2,956
July	5,544	4,577
August	7,559	5,704
September	9,081	7,288
October	11,064	
November	12,794	
December	14,844	
January	16,461	
February	17,956	
March	19,873	
April	20,533	
May	20,581	
June	20,583	

QUALITY

	Quantity	Base Number	Contract	AT	Region	England
% of FP17s for the same patient ID Re-attending within 3 months - Children	114	1,034	11.0%	12.0%	12.8%	11.9%
% of FP17s for the same patient ID Re-attending within 3 months - Adults	802	3,752	21.4%	17.1%	16.5%	15.9%
% of FP17s for the same patient ID Re-attending between 3 & 9 months - Children	612	1,034	59.2%	57.6%	59.7%	58.1%
% of FP17s for the same patient ID Re-attending between 3 & 9 months - Adults	2,047	3,752	54.6%	51.1%	53.0%	50.6%
% of FP17s for Band 1 Urgent Courses	486	3,999	12.2%	9.7%	9.2%	9.1%
% of FP17s Relating to Free Repair or Replacements	42	3,999	1.1%	1.1%	1.0%	0.8%
% of FP17s Relating to Continuations	106	3,999	2.7%	1.3%	1.2%	1.1%
% of Patients satisfied with the dentistry they have received	26	26	100.0%	92.4%	91.6%	91.4%
% of Patients satisfied with the time they had to wait for an appointment	22	26	84.6%	91.5%	88.1%	87.7%

* This is based on patients treated on this contract for their most recent course of treatment. Figures in italics indicate the base number of FP17s or Patient Questionnaire responses are less than 100. N/A is shown where the base number of responses is less than 10 during the period. % is calculated as Quantity/Base number*100

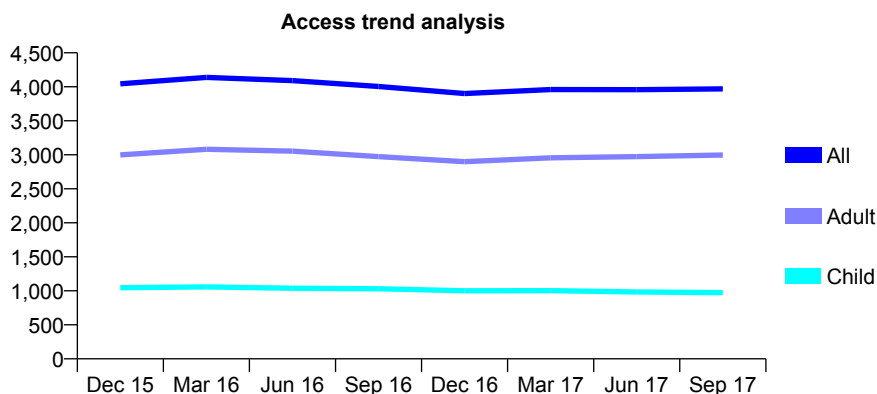
Q44 - Vital Signs At a Glance Contract Report for 109363/0001 - September 2017

Name or company name	Dane Bank House Dental Practice
Contract type name	GDS Contract
Purpose of contract	General
Contract start date	01/04/2014
Contract end date	

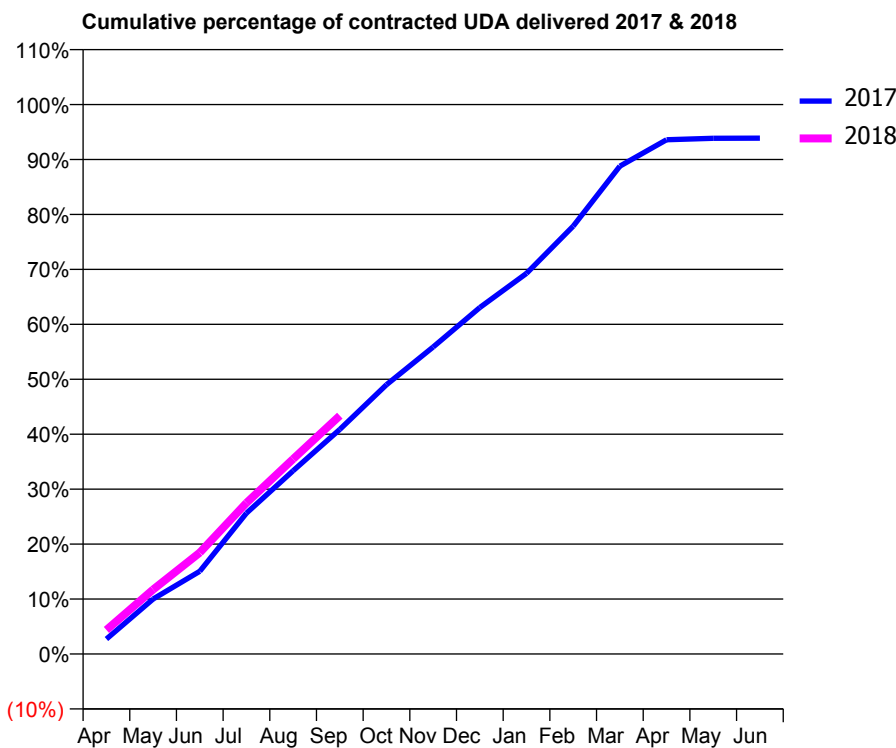
17/18 Contracted general activity (UDA)	13,460
Carry forward general activity (UDA)	0
17/18 Contracted orthodontic activity (UOA)	0
Carry forward orthodontic activity (UOA)	0
Baseline contract value	£320,479.92

ACCESS*

Patients seen in 24 months	Total	Change since previous quarter
Quarter ending September 2016	4,005	
Quarter ending December 2016	3,900	↓
Quarter ending March 2017	3,959	→
Quarter ending June 2017	3,958	→
Quarter ending September 2017	3,970	→
Variance since September 2016	(0.9%)	→



ACTIVITY



Month	Adjusted Scheduled Activity (UDA)	
	2017	2018
April	369	590
May	1,349	1,580
June	2,028	2,483
July	3,452	3,702
August	4,490	4,776
September	5,501	5,838
October	6,596	
November	7,521	
December	8,487	
January	9,325	
February	10,480	
March	11,950	
April	12,597	
May	12,632	
June	12,637	

QUALITY

	Quantity	Base Number	Contract	AT	Region	England
% of FP17s for the same patient ID Re-attending within 3 months - Children	23	744	3.1%	12.0%	12.8%	11.9%
% of FP17s for the same patient ID Re-attending within 3 months - Adults	229	2,142	10.7%	17.1%	16.5%	15.9%
% of FP17s for the same patient ID Re-attending between 3 & 9 months - Children	536	744	72.0%	57.6%	59.7%	58.1%
% of FP17s for the same patient ID Re-attending between 3 & 9 months - Adults	1,390	2,142	64.9%	51.1%	53.0%	50.6%
% of FP17s for Band 1 Urgent Courses	89	2,596	3.4%	9.7%	9.2%	9.1%
% of FP17s Relating to Free Repair or Replacements	51	2,596	2.0%	1.1%	1.0%	0.8%
% of FP17s Relating to Continuations	38	2,596	1.5%	1.3%	1.2%	1.1%
% of Patients satisfied with the dentistry they have received	10	11	90.9%	92.4%	91.6%	91.4%
% of Patients satisfied with the time they had to wait for an appointment	11	11	100.0%	91.5%	88.1%	87.7%

* This is based on patients treated on this contract for their most recent course of treatment. Figures in italics indicate the base number of FP17s or Patient Questionnaire responses are less than 100. N/A is shown where the base number of responses is less than 10 during the period. % is calculated as Quantity/Base number*100

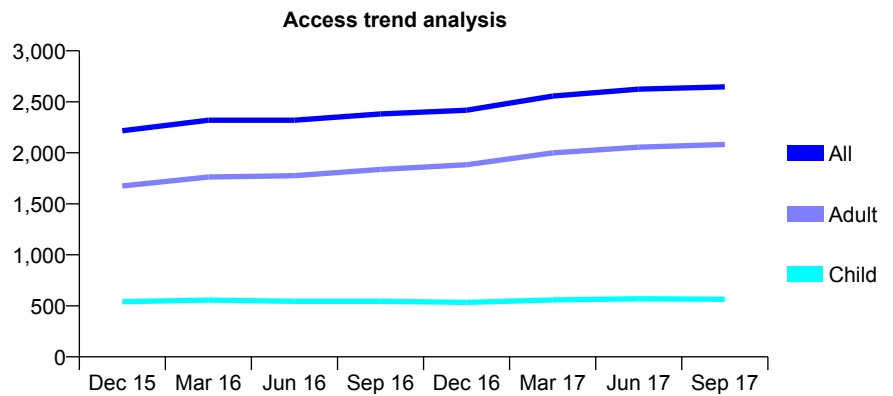
Q44 - Vital Signs At a Glance Contract Report for 109479/0001 - September 2017

Name or company name	Dental Care Neston
Contract type name	GDS Contract
Purpose of contract	General
Contract start date	16/05/2013
Contract end date	

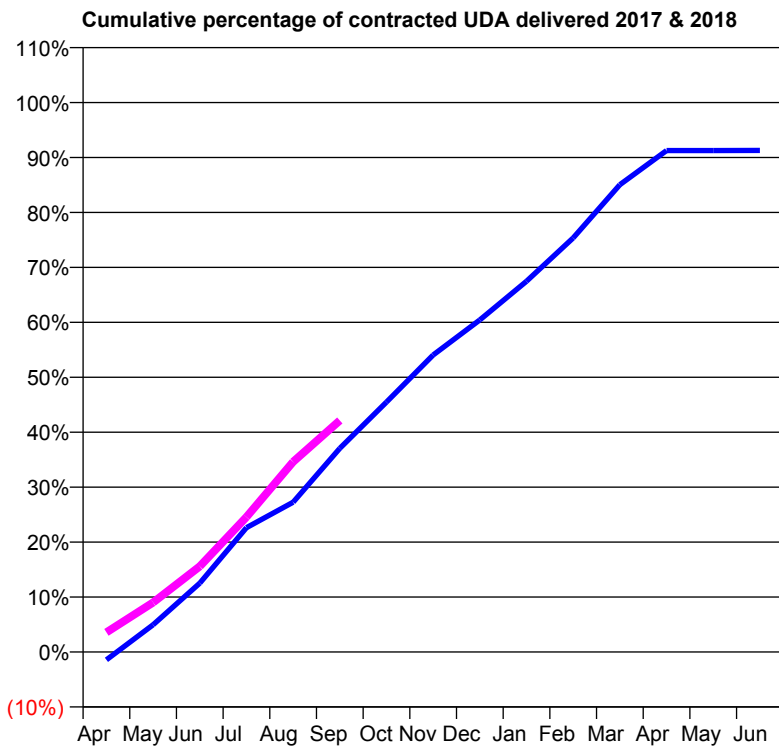
17/18 Contracted general activity (UDA)	7,195
Carry forward general activity (UDA)	0
17/18 Contracted orthodontic activity (UOA)	0
Carry forward orthodontic activity (UOA)	0
Baseline contract value	£205,618.17

ACCESS*

Patients seen in 24 months	Total	Change since previous quarter
Quarter ending September 2016	2,381	
Quarter ending December 2016	2,417	→
Quarter ending March 2017	2,556	↑
Quarter ending June 2017	2,624	↑
Quarter ending September 2017	2,646	→
Variance since September 2016	11.1%	↑



ACTIVITY



Month	Adjusted Scheduled Activity (UDA)	
	2017	2018
April	-104	258
May	357	648
June	902	1,122
July	1,629	1,767
August	1,961	2,491
September	2,667	3,032
October	3,272	
November	3,889	
December	4,348	
January	4,855	
February	5,423	
March	6,119	
April	6,566	
May	6,566	
June	6,567	

QUALITY

	Quantity	Base Number	Contract	AT	Region	England
% of FP17s for the same patient ID Re-attending within 3 months - Children	52	489	10.6%	12.0%	12.8%	11.9%
% of FP17s for the same patient ID Re-attending within 3 months - Adults	257	1,625	15.8%	17.1%	16.5%	15.9%
% of FP17s for the same patient ID Re-attending between 3 & 9 months - Children	311	489	63.6%	57.6%	59.7%	58.1%
% of FP17s for the same patient ID Re-attending between 3 & 9 months - Adults	1,021	1,625	62.8%	51.1%	53.0%	50.6%
% of FP17s for Band 1 Urgent Courses	130	1,592	8.2%	9.7%	9.2%	9.1%
% of FP17s Relating to Free Repair or Replacements	11	1,592	0.7%	1.1%	1.0%	0.8%
% of FP17s Relating to Continuations	11	1,592	0.7%	1.3%	1.2%	1.1%
% of Patients satisfied with the dentistry they have received	6	6	N/A	92.4%	91.6%	91.4%
% of Patients satisfied with the time they had to wait for an appointment	4	6	N/A	91.5%	88.1%	87.7%

* This is based on patients treated on this contract for their most recent course of treatment. Figures in italics indicate the base number of FP17s or Patient Questionnaire responses are less than 100. N/A is shown where the base number of responses is less than 10 during the period. % is calculated as Quantity/Base number*100

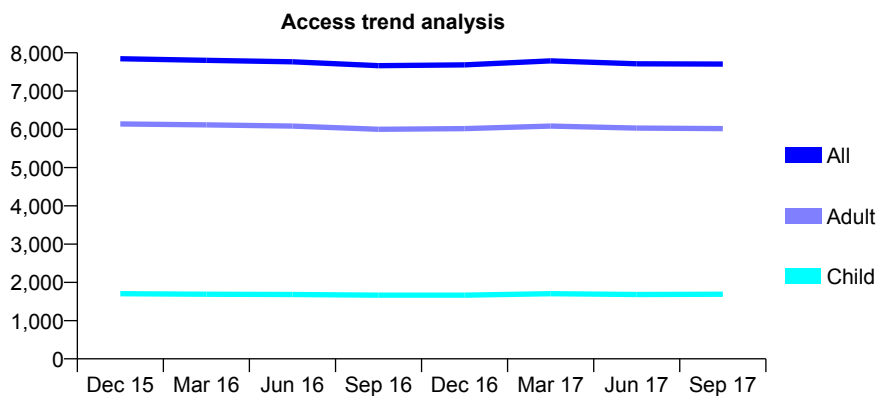
Q44 - Vital Signs At a Glance Contract Report for 109886/0001 - September 2017

Name or company name	Eastham Dental Practice
Contract type name	GDS Contract
Purpose of contract	General
Contract start date	01/04/2006
Contract end date	

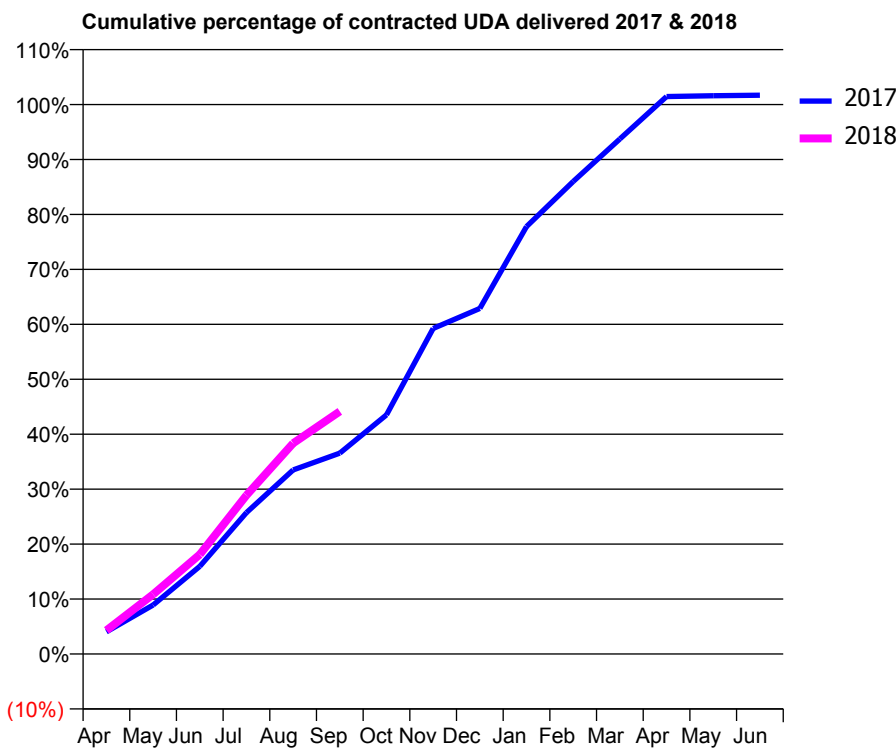
17/18 Contracted general activity (UDA)	22,917
Carry forward general activity (UDA)	0
17/18 Contracted orthodontic activity (UOA)	0
Carry forward orthodontic activity (UOA)	0
Baseline contract value	£674,535.89

ACCESS*

Patients seen in 24 months	Total	Change since previous quarter
Quarter ending September 2016	7,663	
Quarter ending December 2016	7,683	→
Quarter ending March 2017	7,788	→
Quarter ending June 2017	7,713	→
Quarter ending September 2017	7,705	→
Variance since September 2016	0.5%	→



ACTIVITY



Month	Adjusted Scheduled Activity (UDA)	
	2017	2018
April	928	988
May	2,043	2,489
June	3,655	4,153
July	5,899	6,618
August	7,678	8,788
September	8,377	10,119
October	9,976	
November	13,580	
December	14,412	
January	17,828	
February	19,706	
March	21,479	
April	23,248	
May	23,282	
June	23,305	

QUALITY

	Quantity	Base Number	Contract	AT	Region	England
% of FP17s for the same patient ID Re-attending within 3 months - Children	102	1,262	8.1%	12.0%	12.8%	11.9%
% of FP17s for the same patient ID Re-attending within 3 months - Adults	714	4,472	16.0%	17.1%	16.5%	15.9%
% of FP17s for the same patient ID Re-attending between 3 & 9 months - Children	808	1,262	64.0%	57.6%	59.7%	58.1%
% of FP17s for the same patient ID Re-attending between 3 & 9 months - Adults	2,751	4,472	61.5%	51.1%	53.0%	50.6%
% of FP17s for Band 1 Urgent Courses	462	4,696	9.8%	9.7%	9.2%	9.1%
% of FP17s Relating to Free Repair or Replacements	66	4,696	1.4%	1.1%	1.0%	0.8%
% of FP17s Relating to Continuations	89	4,696	1.9%	1.3%	1.2%	1.1%
% of Patients satisfied with the dentistry they have received	21	21	100.0%	92.4%	91.6%	91.4%
% of Patients satisfied with the time they had to wait for an appointment	20	21	95.2%	91.5%	88.1%	87.7%

* This is based on patients treated on this contract for their most recent course of treatment. Figures in italics indicate the base number of FP17s or Patient Questionnaire responses are less than 100. N/A is shown where the base number of responses is less than 10 during the period. % is calculated as Quantity/Base number*100

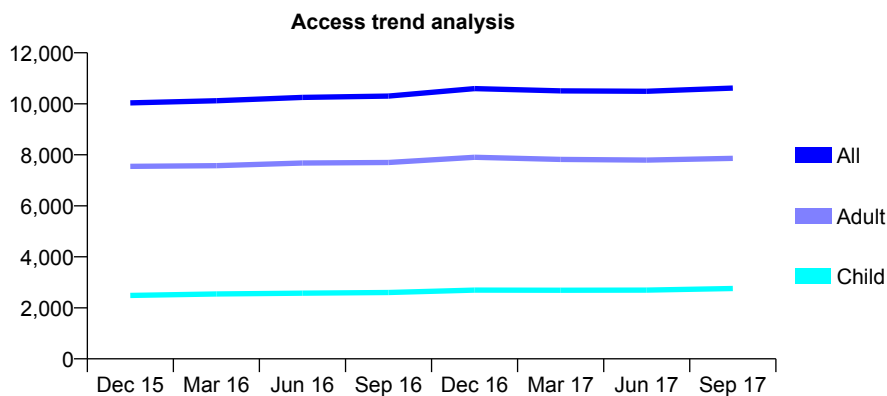
Q44 - Vital Signs At a Glance Contract Report for 111236/0001 - September 2017

Name or company name	Padgate (No 1) Limited
Contract type name	GDS Contract
Purpose of contract	General
Contract start date	01/11/2007
Contract end date	

17/18 Contracted general activity (UDA)	28,655
Carry forward general activity (UDA)	0
17/18 Contracted orthodontic activity (UOA)	0
Carry forward orthodontic activity (UOA)	0
Baseline contract value	£810,060.03

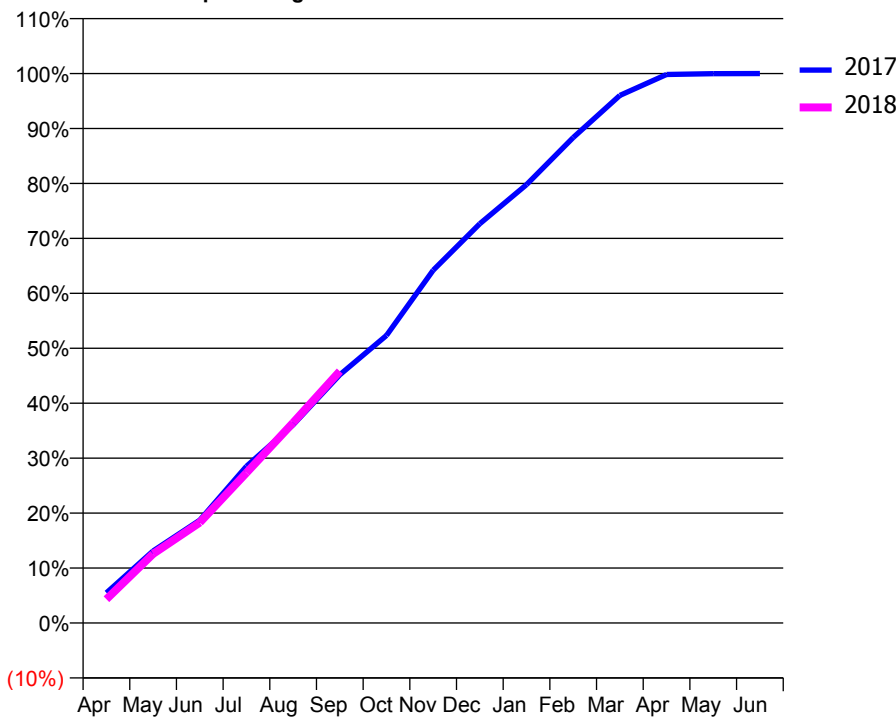
ACCESS*

Patients seen in 24 months	Total	Change since previous quarter
Quarter ending September 2016	10,302	
Quarter ending December 2016	10,597	↑
Quarter ending March 2017	10,508	→
Quarter ending June 2017	10,489	→
Quarter ending September 2017	10,615	→
Variance since September 2016	3.0%	↑



ACTIVITY

Cumulative percentage of contracted UDA delivered 2017 & 2018



Month	Adjusted Scheduled Activity (UDA)	
	2017	2018
April	1,602	1,242
May	3,816	3,606
June	5,455	5,237
July	8,305	7,833
August	10,505	10,445
September	13,151	13,132
October	15,237	
November	18,694	
December	21,157	
January	23,225	
February	25,719	
March	27,953	
April	29,067	
May	29,105	
June	29,116	

QUALITY

	Quantity	Base Number	Contract	AT	Region	England
% of FP17s for the same patient ID Re-attending within 3 months - Children	90	1,745	5.2%	12.0%	12.8%	11.9%
% of FP17s for the same patient ID Re-attending within 3 months - Adults	513	4,758	10.8%	17.1%	16.5%	15.9%
% of FP17s for the same patient ID Re-attending between 3 & 9 months - Children	786	1,745	45.0%	57.6%	59.7%	58.1%
% of FP17s for the same patient ID Re-attending between 3 & 9 months - Adults	2,137	4,758	44.9%	51.1%	53.0%	50.6%
% of FP17s for Band 1 Urgent Courses	316	5,940	5.3%	9.7%	9.2%	9.1%
% of FP17s Relating to Free Repair or Replacements	51	5,940	0.9%	1.1%	1.0%	0.8%
% of FP17s Relating to Continuations	121	5,940	2.0%	1.3%	1.2%	1.1%
% of Patients satisfied with the dentistry they have received	19	19	100.0%	92.4%	91.6%	91.4%
% of Patients satisfied with the time they had to wait for an appointment	15	19	78.9%	91.5%	88.1%	87.7%

* This is based on patients treated on this contract for their most recent course of treatment. Figures in italics indicate the base number of FP17s or Patient Questionnaire responses are less than 100. N/A is shown where the base number of responses is less than 10 during the period. % is calculated as Quantity/Base number*100

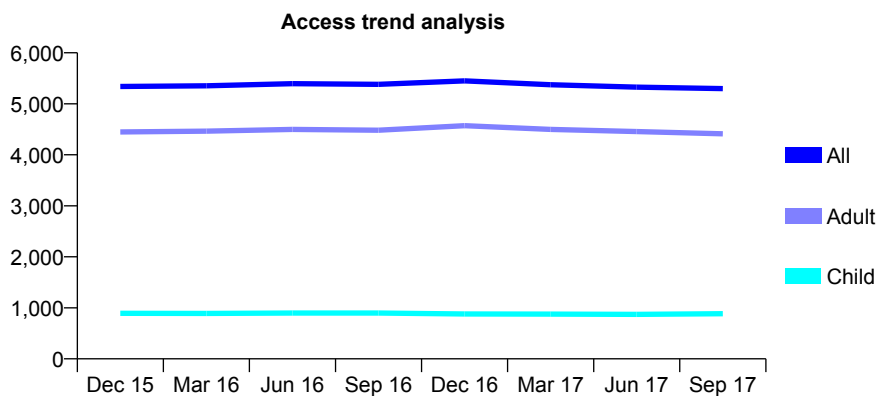
Q44 - Vital Signs At a Glance Contract Report for 114162/0001 - September 2017

Name or company name	Bankhouse Dental Practice
Contract type name	GDS Contract
Purpose of contract	General
Contract start date	01/04/2009
Contract end date	

17/18 Contracted general activity (UDA)	13,669
Carry forward general activity (UDA)	0
17/18 Contracted orthodontic activity (UOA)	0
Carry forward orthodontic activity (UOA)	0
Baseline contract value	£325,140.92

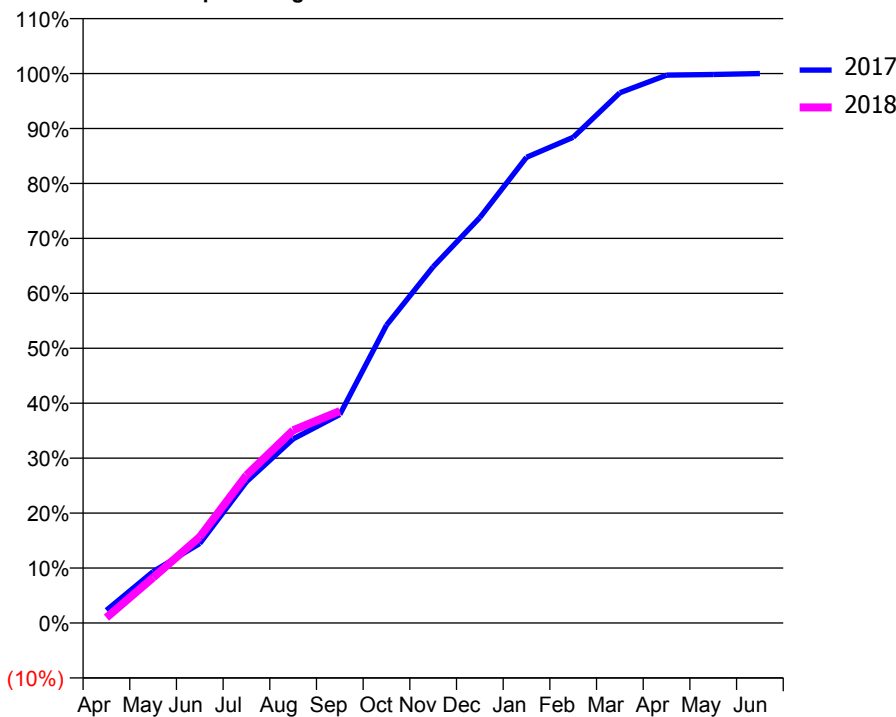
ACCESS*

Patients seen in 24 months	Total	Change since previous quarter
Quarter ending September 2016	5,382	
Quarter ending December 2016	5,450	→
Quarter ending March 2017	5,375	↓
Quarter ending June 2017	5,326	→
Quarter ending September 2017	5,298	→
Variance since September 2016	(1.6%)	↓



ACTIVITY

Cumulative percentage of contracted UDA delivered 2017 & 2018



Month	Adjusted Scheduled Activity (UDA)	
	2017	2018
April	320	134
May	1,294	1,131
June	2,004	2,141
July	3,556	3,676
August	4,634	4,793
September	5,251	5,274
October	7,499	
November	8,972	
December	10,208	
January	11,727	
February	12,230	
March	13,354	
April	13,797	
May	13,814	
June	13,837	

QUALITY

	Quantity	Base Number	Contract	AT	Region	England
% of FP17s for the same patient ID Re-attending within 3 months - Children	33	531	6.2%	12.0%	12.8%	11.9%
% of FP17s for the same patient ID Re-attending within 3 months - Adults	259	2,287	11.3%	17.1%	16.5%	15.9%
% of FP17s for the same patient ID Re-attending between 3 & 9 months - Children	264	531	49.7%	57.6%	59.7%	58.1%
% of FP17s for the same patient ID Re-attending between 3 & 9 months - Adults	1,089	2,287	47.6%	51.1%	53.0%	50.6%
% of FP17s for Band 1 Urgent Courses	245	2,290	10.7%	9.7%	9.2%	9.1%
% of FP17s Relating to Free Repair or Replacements	2	2,290	0.1%	1.1%	1.0%	0.8%
% of FP17s Relating to Continuations	29	2,290	1.3%	1.3%	1.2%	1.1%
% of Patients satisfied with the dentistry they have received	20	20	100.0%	92.4%	91.6%	91.4%
% of Patients satisfied with the time they had to wait for an appointment	20	20	100.0%	91.5%	88.1%	87.7%

* This is based on patients treated on this contract for their most recent course of treatment. Figures in italics indicate the base number of FP17s or Patient Questionnaire responses are less than 100. N/A is shown where the base number of responses is less than 10 during the period. % is calculated as Quantity/Base number*100

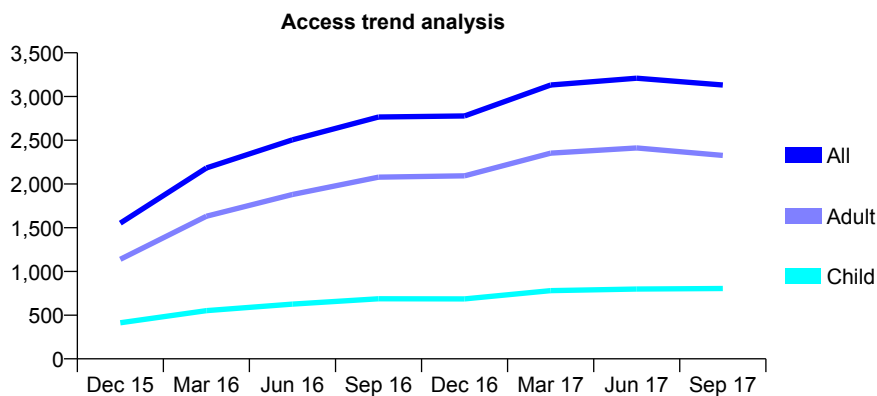
Q44 - Vital Signs At a Glance Contract Report for 115819/0001 - September 2017

Name or company name	Cotswold Dental Practice
Contract type name	GDS Contract
Purpose of contract	General
Contract start date	01/07/2015
Contract end date	

17/18 Contracted general activity (UDA)	9,974
Carry forward general activity (UDA)	157
17/18 Contracted orthodontic activity (UOA)	0
Carry forward orthodontic activity (UOA)	0
Baseline contract value	£303,628.50

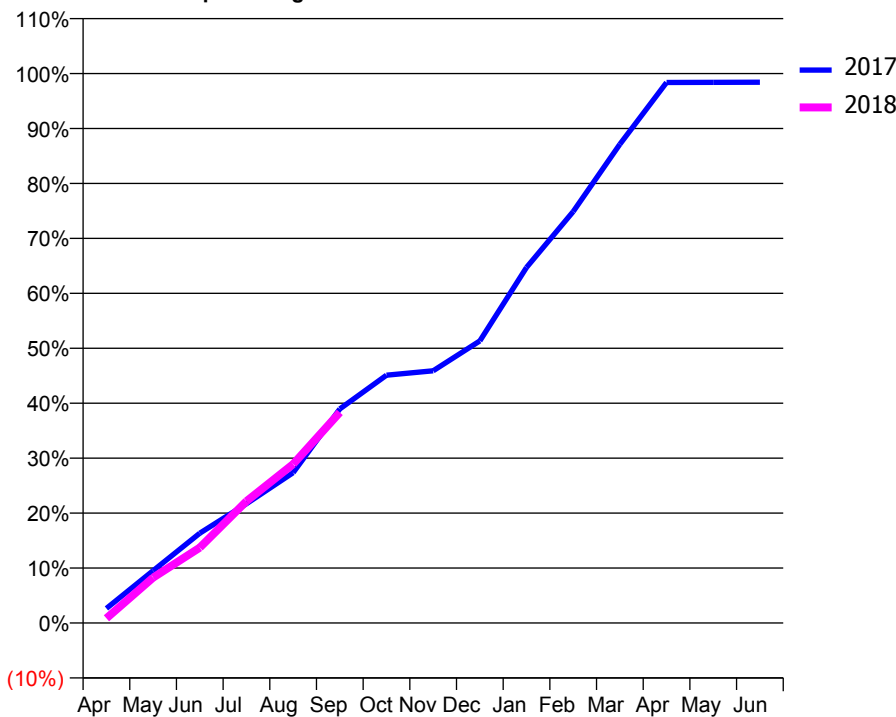
ACCESS*

Patients seen in 24 months	Total	Change since previous quarter
Quarter ending September 2016	2,765	
Quarter ending December 2016	2,778	→
Quarter ending March 2017	3,132	↑
Quarter ending June 2017	3,210	↑
Quarter ending September 2017	3,131	↓
Variance since September 2016	13.2%	↑



ACTIVITY

Cumulative percentage of contracted UDA delivered 2017 & 2018



Month	Adjusted Scheduled Activity (UDA)	
	2017	2018
April	266	86
May	951	824
June	1,630	1,368
July	2,166	2,212
August	2,728	2,884
September	3,885	3,822
October	4,498	
November	4,579	
December	5,120	
January	6,453	
February	7,469	
March	8,689	
April	9,811	
May	9,813	
June	9,817	

QUALITY

	Quantity	Base Number	Contract	AT	Region	England
% of FP17s for the same patient ID Re-attending within 3 months - Children	78	607	12.9%	12.0%	12.8%	11.9%
% of FP17s for the same patient ID Re-attending within 3 months - Adults	364	1,552	23.5%	17.1%	16.5%	15.9%
% of FP17s for the same patient ID Re-attending between 3 & 9 months - Children	266	607	43.8%	57.6%	59.7%	58.1%
% of FP17s for the same patient ID Re-attending between 3 & 9 months - Adults	520	1,552	33.5%	51.1%	53.0%	50.6%
% of FP17s for Band 1 Urgent Courses	253	1,709	14.8%	9.7%	9.2%	9.1%
% of FP17s Relating to Free Repair or Replacements	29	1,709	1.7%	1.1%	1.0%	0.8%
% of FP17s Relating to Continuations	66	1,709	3.9%	1.3%	1.2%	1.1%
% of Patients satisfied with the dentistry they have received	3	4	N/A	92.4%	91.6%	91.4%
% of Patients satisfied with the time they had to wait for an appointment	3	4	N/A	91.5%	88.1%	87.7%

* This is based on patients treated on this contract for their most recent course of treatment. Figures in italics indicate the base number of FP17s or Patient Questionnaire responses are less than 100. N/A is shown where the base number of responses is less than 10 during the period. % is calculated as Quantity/Base number*100

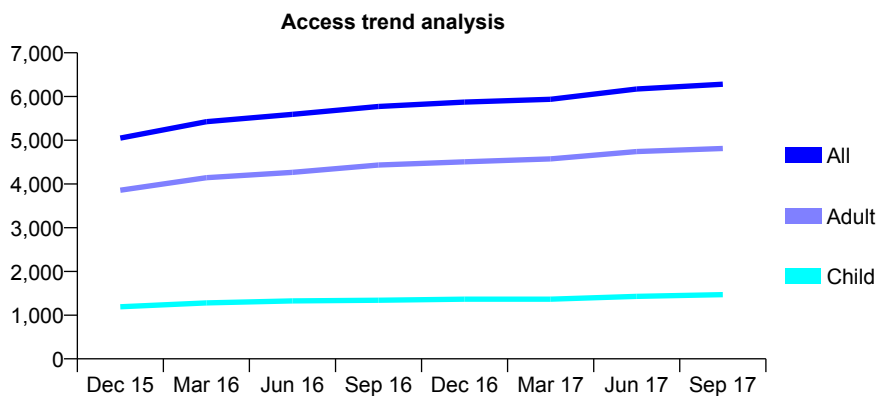
Q44 - Vital Signs At a Glance Contract Report for 116203/0001 - September 2017

Name or company name	Paddock Dental Practice
Contract type name	GDS Contract
Purpose of contract	General
Contract start date	01/04/2014
Contract end date	

17/18 Contracted general activity (UDA)	16,250
Carry forward general activity (UDA)	0
17/18 Contracted orthodontic activity (UOA)	0
Carry forward orthodontic activity (UOA)	0
Baseline contract value	£423,352.95

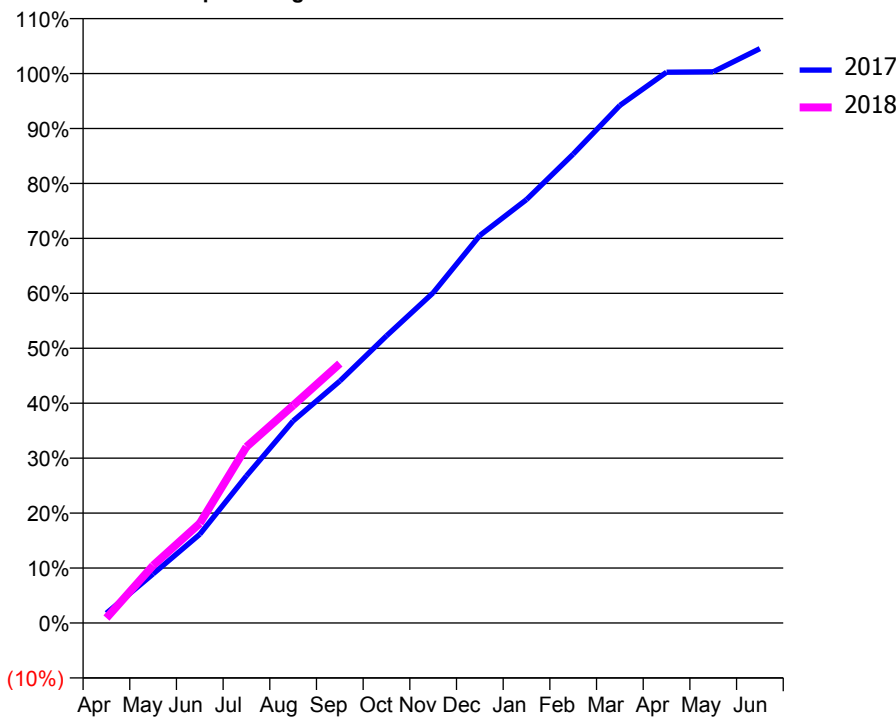
ACCESS*

Patients seen in 24 months	Total	Change since previous quarter
Quarter ending September 2016	5,773	
Quarter ending December 2016	5,872	→
Quarter ending March 2017	5,938	→
Quarter ending June 2017	6,172	↑
Quarter ending September 2017	6,281	→
Variance since September 2016	8.8%	↑



ACTIVITY

Cumulative percentage of contracted UDA delivered 2017 & 2018



Month	Adjusted Scheduled Activity (UDA)	
	2017	2018
April	289	149
May	1,454	1,702
June	2,623	2,946
July	4,350	5,210
August	5,975	6,435
September	7,154	7,673
October	8,491	
November	9,766	
December	11,462	
January	12,523	
February	13,867	
March	15,305	
April	16,287	
May	16,302	
June	16,985	

QUALITY

	Quantity	Base Number	Contract	AT	Region	England
% of FP17s for the same patient ID Re-attending within 3 months - Children	98	1,305	7.5%	12.0%	12.8%	11.9%
% of FP17s for the same patient ID Re-attending within 3 months - Adults	542	3,729	14.5%	17.1%	16.5%	15.9%
% of FP17s for the same patient ID Re-attending between 3 & 9 months - Children	762	1,305	58.4%	57.6%	59.7%	58.1%
% of FP17s for the same patient ID Re-attending between 3 & 9 months - Adults	1,777	3,729	47.7%	51.1%	53.0%	50.6%
% of FP17s for Band 1 Urgent Courses	648	4,262	15.2%	9.7%	9.2%	9.1%
% of FP17s Relating to Free Repair or Replacements	46	4,262	1.1%	1.1%	1.0%	0.8%
% of FP17s Relating to Continuations	51	4,262	1.2%	1.3%	1.2%	1.1%
% of Patients satisfied with the dentistry they have received	10	10	100.0%	92.4%	91.6%	91.4%
% of Patients satisfied with the time they had to wait for an appointment	9	10	90.0%	91.5%	88.1%	87.7%

* This is based on patients treated on this contract for their most recent course of treatment. Figures in italics indicate the base number of FP17s or Patient Questionnaire responses are less than 100. N/A is shown where the base number of responses is less than 10 during the period. % is calculated as Quantity/Base number*100

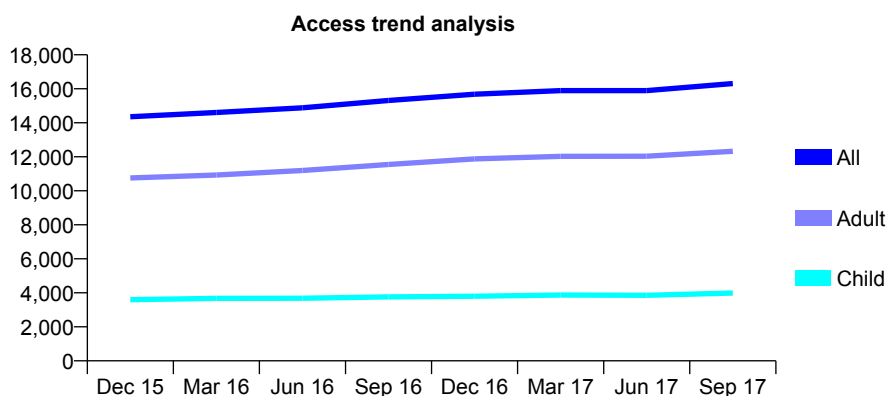
Q44 - Vital Signs At a Glance Contract Report for 116777/0001 - September 2017

Name or company name	Alchemy Dental Practice
Contract type name	GDS Contract
Purpose of contract	General
Contract start date	01/07/2008
Contract end date	

17/18 Contracted general activity (UDA)	36,546
Carry forward general activity (UDA)	0
17/18 Contracted orthodontic activity (UOA)	0
Carry forward orthodontic activity (UOA)	0
Baseline contract value	£981,586.24

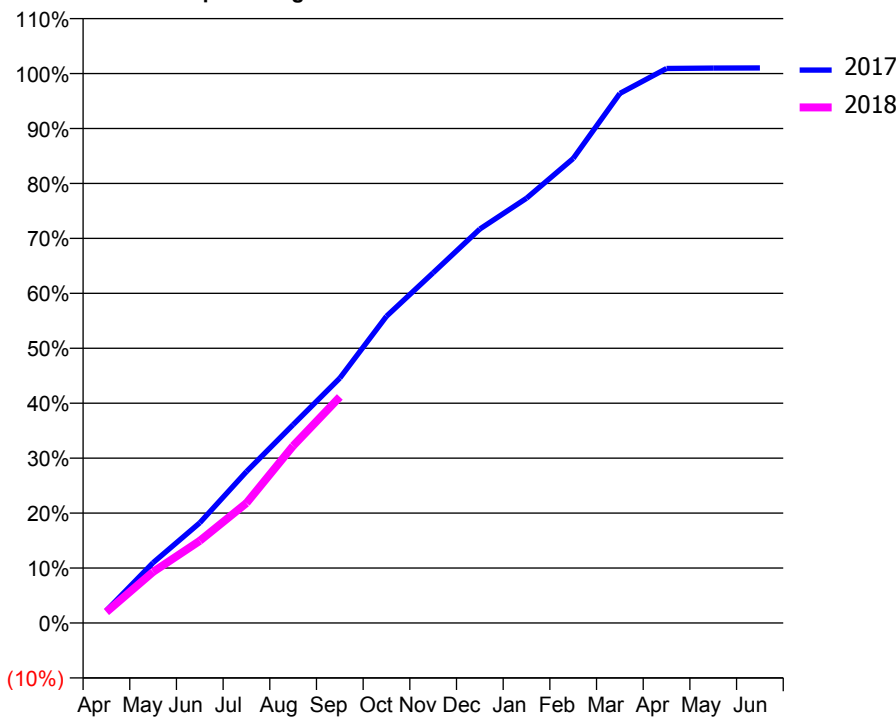
ACCESS*

Patients seen in 24 months	Total	Change since previous quarter
Quarter ending September 2016	15,313	
Quarter ending December 2016	15,681	↑
Quarter ending March 2017	15,893	→
Quarter ending June 2017	15,895	→
Quarter ending September 2017	16,311	↑
Variance since September 2016	6.5%	↑



ACTIVITY

Cumulative percentage of contracted UDA delivered 2017 & 2018



Month	Adjusted Scheduled Activity (UDA)	
	2017	2018
April	832	732
May	4,013	3,402
June	6,669	5,465
July	10,074	7,982
August	13,193	11,785
September	16,290	15,035
October	20,404	
November	23,295	
December	26,206	
January	28,253	
February	30,895	
March	35,226	
April	36,881	
May	36,905	
June	36,911	

QUALITY

	Quantity	Base Number	Contract	AT	Region	England
% of FP17s for the same patient ID Re-attending within 3 months - Children	163	2,290	7.1%	12.0%	12.8%	11.9%
% of FP17s for the same patient ID Re-attending within 3 months - Adults	919	6,463	14.2%	17.1%	16.5%	15.9%
% of FP17s for the same patient ID Re-attending between 3 & 9 months - Children	1,030	2,290	45.0%	57.6%	59.7%	58.1%
% of FP17s for the same patient ID Re-attending between 3 & 9 months - Adults	2,521	6,463	39.0%	51.1%	53.0%	50.6%
% of FP17s for Band 1 Urgent Courses	1,064	7,064	15.1%	9.7%	9.2%	9.1%
% of FP17s Relating to Free Repair or Replacements	31	7,064	0.4%	1.1%	1.0%	0.8%
% of FP17s Relating to Continuations	57	7,064	0.8%	1.3%	1.2%	1.1%
% of Patients satisfied with the dentistry they have received	51	56	91.1%	92.4%	91.6%	91.4%
% of Patients satisfied with the time they had to wait for an appointment	53	56	94.6%	91.5%	88.1%	87.7%

* This is based on patients treated on this contract for their most recent course of treatment. Figures in italics indicate the base number of FP17s or Patient Questionnaire responses are less than 100. N/A is shown where the base number of responses is less than 10 during the period. % is calculated as Quantity/Base number*100

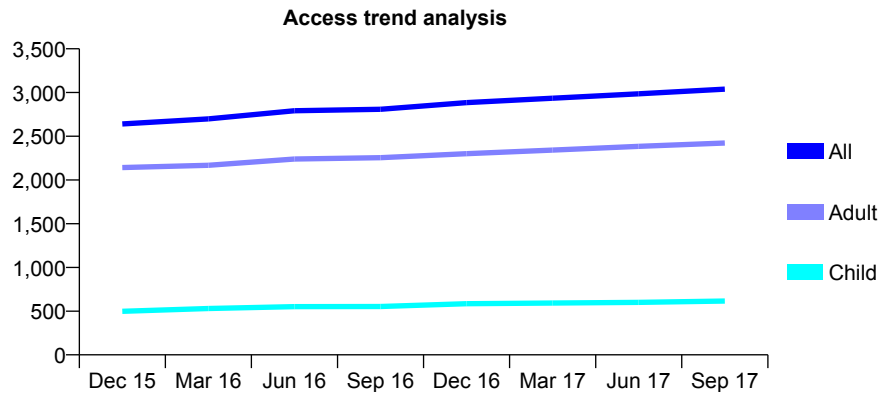
Q44 - Vital Signs At a Glance Contract Report for 120650/0001 - September 2017

Name or company name	Silk Dental Care Ltd
Contract type name	GDS Contract
Purpose of contract	General
Contract start date	01/04/2011
Contract end date	

17/18 Contracted general activity (UDA)	10,173
Carry forward general activity (UDA)	0
17/18 Contracted orthodontic activity (UOA)	0
Carry forward orthodontic activity (UOA)	0
Baseline contract value	£215,993.44

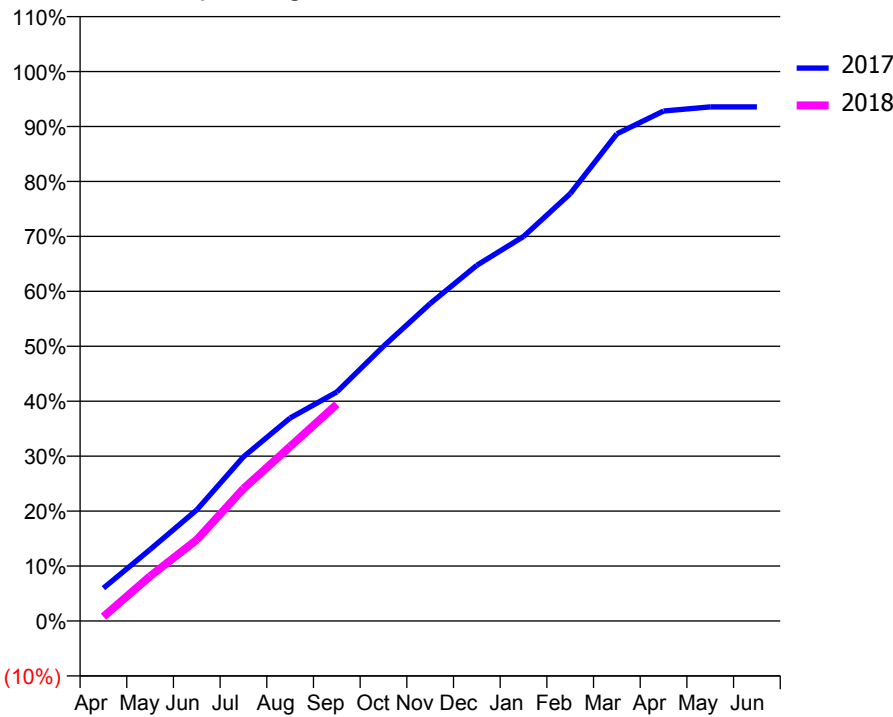
ACCESS*

Patients seen in 24 months	Total	Change since previous quarter
Quarter ending September 2016	2,808	
Quarter ending December 2016	2,885	↑
Quarter ending March 2017	2,935	→
Quarter ending June 2017	2,985	→
Quarter ending September 2017	3,039	→
Variance since September 2016	8.2%	↑



ACTIVITY

Cumulative percentage of contracted UDA delivered 2017 & 2018



Month	Adjusted Scheduled Activity (UDA)	
	2017	2018
April	607	80
May	1,325	831
June	2,057	1,506
July	3,040	2,451
August	3,759	3,230
September	4,239	4,012
October	5,087	
November	5,876	
December	6,585	
January	7,120	
February	7,911	
March	9,019	
April	9,442	
May	9,518	
June	9,519	

QUALITY

	Quantity	Base Number	Contract	AT	Region	England
% of FP17s for the same patient ID Re-attending within 3 months - Children	29	459	6.3%	12.0%	12.8%	11.9%
% of FP17s for the same patient ID Re-attending within 3 months - Adults	175	1,522	11.5%	17.1%	16.5%	15.9%
% of FP17s for the same patient ID Re-attending between 3 & 9 months - Children	277	459	60.3%	57.6%	59.7%	58.1%
% of FP17s for the same patient ID Re-attending between 3 & 9 months - Adults	671	1,522	44.1%	51.1%	53.0%	50.6%
% of FP17s for Band 1 Urgent Courses	102	1,792	5.7%	9.7%	9.2%	9.1%
% of FP17s Relating to Free Repair or Replacements	8	1,792	0.4%	1.1%	1.0%	0.8%
% of FP17s Relating to Continuations	19	1,792	1.1%	1.3%	1.2%	1.1%
% of Patients satisfied with the dentistry they have received	12	17	70.6%	92.4%	91.6%	91.4%
% of Patients satisfied with the time they had to wait for an appointment	14	17	82.4%	91.5%	88.1%	87.7%

* This is based on patients treated on this contract for their most recent course of treatment. Figures in italics indicate the base number of FP17s or Patient Questionnaire responses are less than 100. N/A is shown where the base number of responses is less than 10 during the period. % is calculated as Quantity/Base number*100

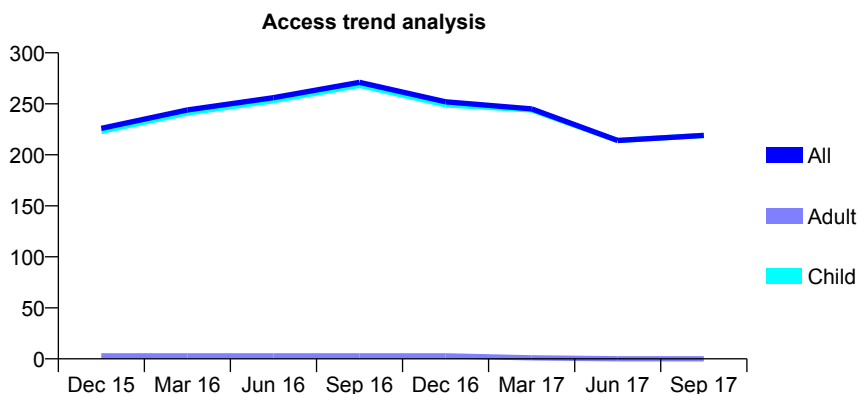
Q44 - Vital Signs At a Glance Contract Report for 127213/0001 - September 2017

Name or company name	Wirral Community NHS Trust
Contract type name	PDS Contract
Purpose of contract	General
Contract start date	01/04/2015
Contract end date	31/03/2018

17/18 Contracted general activity (UDA)	4,000
Carry forward general activity (UDA)	0
17/18 Contracted orthodontic activity (UOA)	0
Carry forward orthodontic activity (UOA)	0
Baseline contract value	£801,963.01

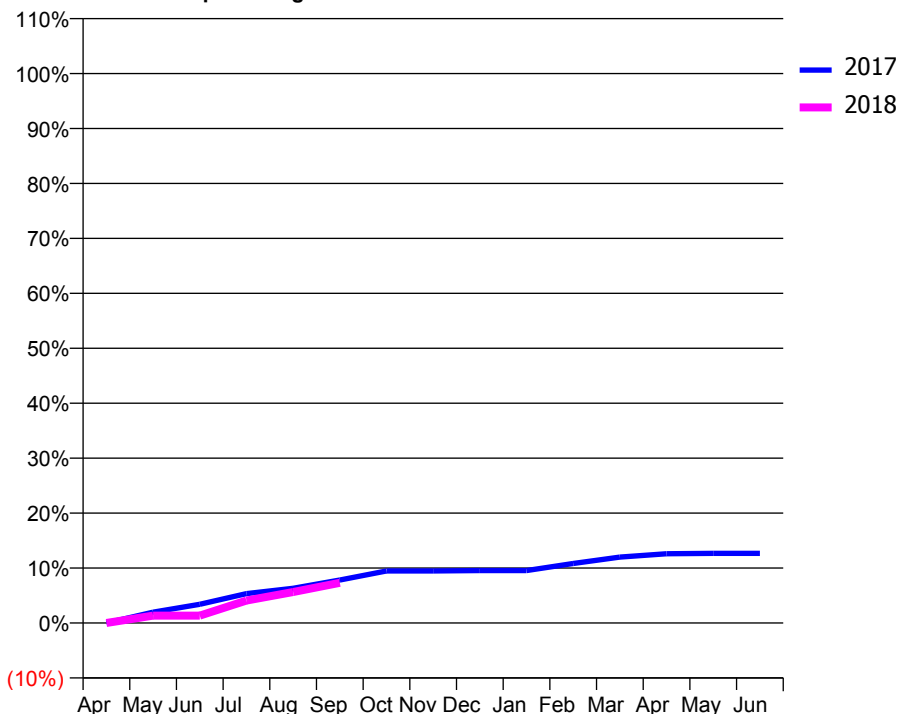
ACCESS*

Patients seen in 24 months	Total	Change since previous quarter
Quarter ending September 2016	271	
Quarter ending December 2016	252	↓
Quarter ending March 2017	245	↓
Quarter ending June 2017	214	↓
Quarter ending September 2017	219	↑
Variance since September 2016	(19.2%)	↓



ACTIVITY

Cumulative percentage of contracted UDA delivered 2017 & 2018



Adjusted Scheduled Activity (UDA)

Month	2017	2018
April	0	0
May	79	54
June	136	54
July	214	164
August	253	226
September	313	293
October	379	
November	379	
December	382	
January	382	
February	433	
March	480	
April	504	
May	507	
June	507	

QUALITY

	Quantity	Base Number	Contract	AT	Region	England
% of FP17s for the same patient ID Re-attending within 3 months - Children	2	117	1.7%	12.0%	12.8%	11.9%
% of FP17s for the same patient ID Re-attending within 3 months - Adults	0	0	N/A	17.1%	16.5%	15.9%
% of FP17s for the same patient ID Re-attending between 3 & 9 months - Children	0	117	0.0%	57.6%	59.7%	58.1%
% of FP17s for the same patient ID Re-attending between 3 & 9 months - Adults	0	0	N/A	51.1%	53.0%	50.6%
% of FP17s for Band 1 Urgent Courses	0	107	0.0%	9.7%	9.2%	9.1%
% of FP17s Relating to Free Repair or Replacements	0	107	0.0%	1.1%	1.0%	0.8%
% of FP17s Relating to Continuations	0	107	0.0%	1.3%	1.2%	1.1%
% of Patients satisfied with the dentistry they have received	0	0	N/A	92.4%	91.6%	91.4%
% of Patients satisfied with the time they had to wait for an appointment	0	0	N/A	91.5%	88.1%	87.7%

* This is based on patients treated on this contract for their most recent course of treatment. Figures in italics indicate the base number of FP17s or Patient Questionnaire responses are less than 100. N/A is shown where the base number of responses is less than 10 during the period. % is calculated as Quantity/Base number*100

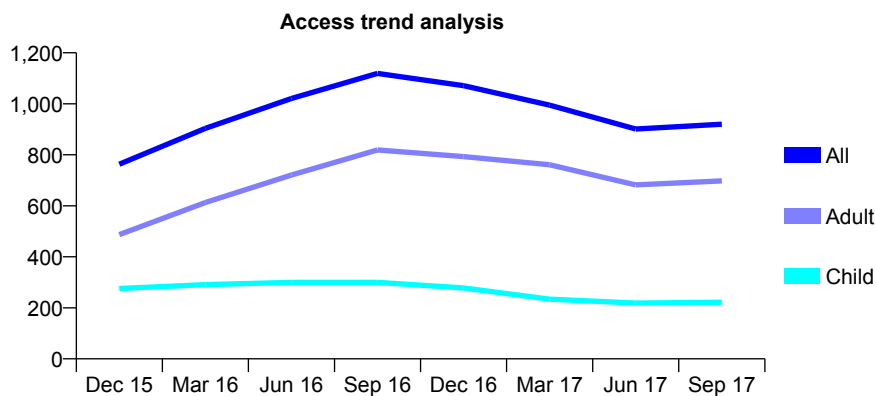
Q44 - Vital Signs At a Glance Contract Report for 127213/0007 - September 2017

Name or company name	Wirral Community NHS Trust
Contract type name	PDS Contract
Purpose of contract	General
Contract start date	01/04/2015
Contract end date	31/03/2018

17/18 Contracted general activity (UDA)	6,500
Carry forward general activity (UDA)	0
17/18 Contracted orthodontic activity (UOA)	0
Carry forward orthodontic activity (UOA)	0
Baseline contract value	£1,318,416.31

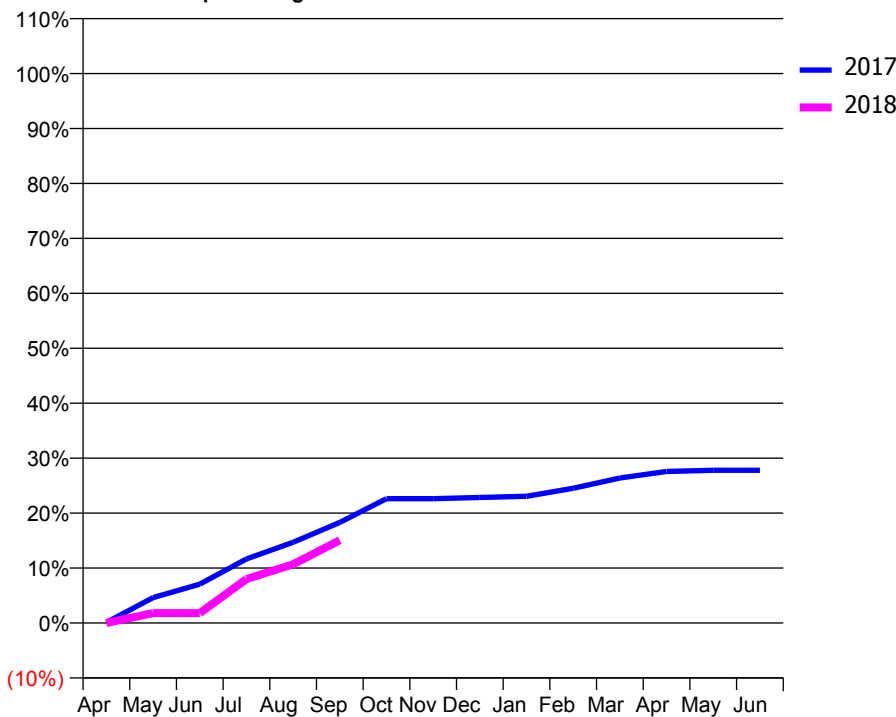
ACCESS*

Patients seen in 24 months	Total	Change since previous quarter
Quarter ending September 2016	1,119	
Quarter ending December 2016	1,071	↓
Quarter ending March 2017	995	↓
Quarter ending June 2017	901	↓
Quarter ending September 2017	920	↑
Variance since September 2016	(17.8%)	↓



ACTIVITY

Cumulative percentage of contracted UDA delivered 2017 & 2018



Adjusted Scheduled Activity (UDA)

Month	2017	2018
April	7	0
May	300	118
June	459	118
July	758	520
August	956	694
September	1,190	978
October	1,471	
November	1,471	
December	1,485	
January	1,500	
February	1,594	
March	1,716	
April	1,792	
May	1,806	
June	1,806	

QUALITY

	Quantity	Base Number	Contract	AT	Region	England
% of FP17s for the same patient ID Re-attending within 3 months - Children	3	163	1.8%	12.0%	12.8%	11.9%
% of FP17s for the same patient ID Re-attending within 3 months - Adults	20	323	6.2%	17.1%	16.5%	15.9%
% of FP17s for the same patient ID Re-attending between 3 & 9 months - Children	17	163	10.4%	57.6%	59.7%	58.1%
% of FP17s for the same patient ID Re-attending between 3 & 9 months - Adults	58	323	18.0%	51.1%	53.0%	50.6%
% of FP17s for Band 1 Urgent Courses	42	428	9.8%	9.7%	9.2%	9.1%
% of FP17s Relating to Free Repair or Replacements	0	428	0.0%	1.1%	1.0%	0.8%
% of FP17s Relating to Continuations	1	428	0.2%	1.3%	1.2%	1.1%
% of Patients satisfied with the dentistry they have received	2	2	N/A	92.4%	91.6%	91.4%
% of Patients satisfied with the time they had to wait for an appointment	1	2	N/A	91.5%	88.1%	87.7%

* This is based on patients treated on this contract for their most recent course of treatment. Figures in italics indicate the base number of FP17s or Patient Questionnaire responses are less than 100. N/A is shown where the base number of responses is less than 10 during the period. % is calculated as Quantity/Base number*100

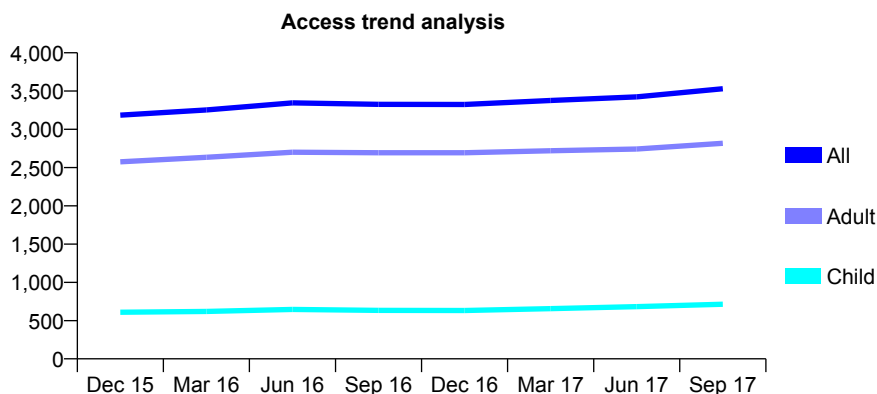
Q44 - Vital Signs At a Glance Contract Report for 128104/0001 - September 2017

Name or company name	FELDENT LIMITED
Contract type name	GDS Contract
Purpose of contract	General
Contract start date	01/10/2011
Contract end date	

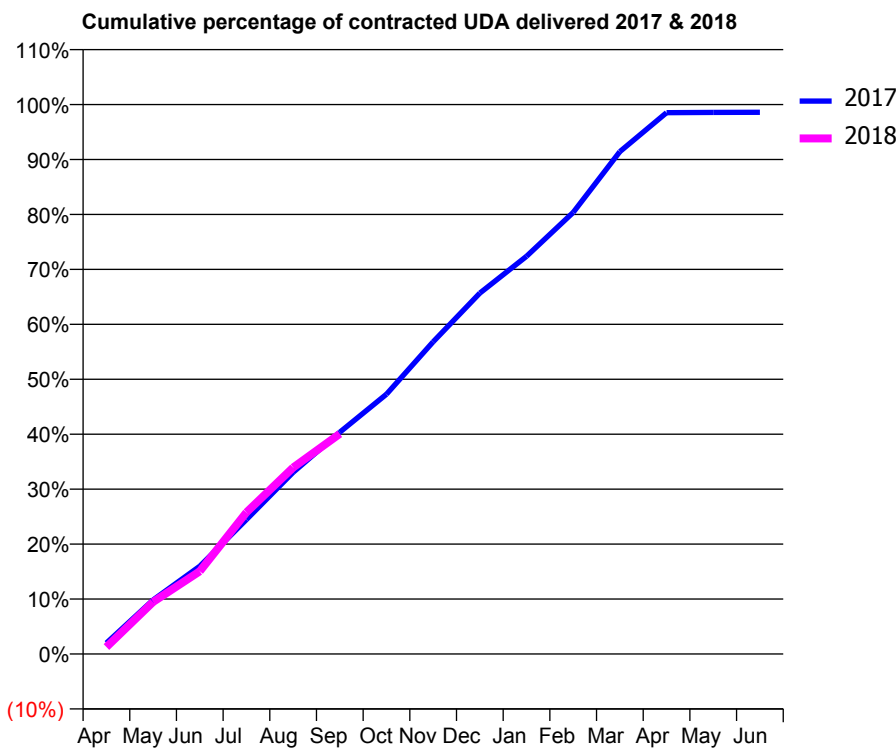
17/18 Contracted general activity (UDA)	11,129
Carry forward general activity (UDA)	158
17/18 Contracted orthodontic activity (UOA)	0
Carry forward orthodontic activity (UOA)	0
Baseline contract value	£270,136.25

ACCESS*

Patients seen in 24 months	Total	Change since previous quarter
Quarter ending September 2016	3,327	
Quarter ending December 2016	3,325	→
Quarter ending March 2017	3,377	→
Quarter ending June 2017	3,424	→
Quarter ending September 2017	3,530	↑
Variance since September 2016	6.1%	↑



ACTIVITY



Month	Adjusted Scheduled Activity (UDA)	
	2017	2018
April	224	141
May	1,096	1,053
June	1,779	1,675
July	2,724	2,869
August	3,680	3,776
September	4,491	4,461
October	5,261	
November	6,323	
December	7,310	
January	8,055	
February	8,943	
March	10,175	
April	10,964	
May	10,968	
June	10,971	

QUALITY

	Quantity	Base Number	Contract	AT	Region	England
% of FP17s for the same patient ID Re-attending within 3 months - Children	38	548	6.9%	12.0%	12.8%	11.9%
% of FP17s for the same patient ID Re-attending within 3 months - Adults	400	2,164	18.5%	17.1%	16.5%	15.9%
% of FP17s for the same patient ID Re-attending between 3 & 9 months - Children	321	548	58.6%	57.6%	59.7%	58.1%
% of FP17s for the same patient ID Re-attending between 3 & 9 months - Adults	1,246	2,164	57.6%	51.1%	53.0%	50.6%
% of FP17s for Band 1 Urgent Courses	168	1,941	8.7%	9.7%	9.2%	9.1%
% of FP17s Relating to Free Repair or Replacements	5	1,941	0.3%	1.1%	1.0%	0.8%
% of FP17s Relating to Continuations	44	1,941	2.3%	1.3%	1.2%	1.1%
% of Patients satisfied with the dentistry they have received	13	15	86.7%	92.4%	91.6%	91.4%
% of Patients satisfied with the time they had to wait for an appointment	14	15	93.3%	91.5%	88.1%	87.7%

* This is based on patients treated on this contract for their most recent course of treatment. Figures in italics indicate the base number of FP17s or Patient Questionnaire responses are less than 100. N/A is shown where the base number of responses is less than 10 during the period. % is calculated as Quantity/Base number*100

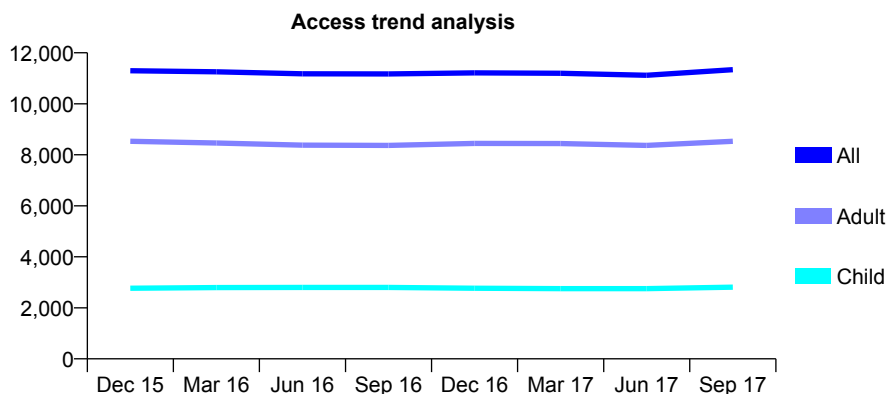
Q44 - Vital Signs At a Glance Contract Report for 133930/0001 - September 2017

Name or company name	Gidman & Waywell
Contract type name	GDS Contract
Purpose of contract	General
Contract start date	01/04/2009
Contract end date	

17/18 Contracted general activity (UDA)	34,947
Carry forward general activity (UDA)	0
17/18 Contracted orthodontic activity (UOA)	0
Carry forward orthodontic activity (UOA)	0
Baseline contract value	£1,024,773.57

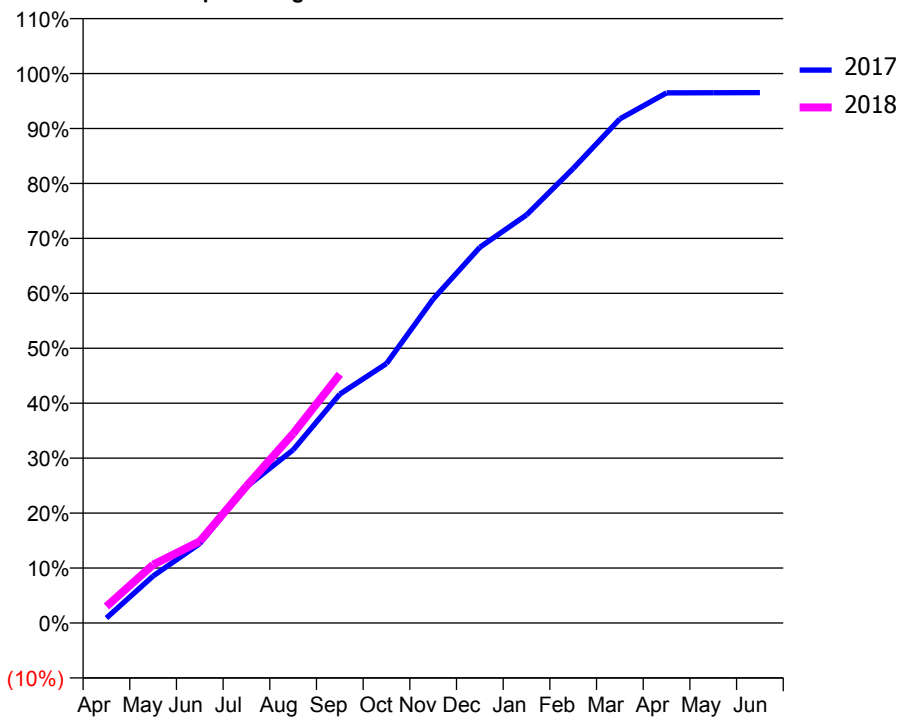
ACCESS*

Patients seen in 24 months	Total	Change since previous quarter
Quarter ending September 2016	11,169	
Quarter ending December 2016	11,215	→
Quarter ending March 2017	11,196	→
Quarter ending June 2017	11,118	→
Quarter ending September 2017	11,339	→
Variance since September 2016	1.5%	→



ACTIVITY

Cumulative percentage of contracted UDA delivered 2017 & 2018



Month	Adjusted Scheduled Activity (UDA)	
	2017	2018
April	318	1,059
May	2,987	3,707
June	5,054	5,194
July	8,665	8,704
August	11,016	12,047
September	14,556	15,824
October	16,498	
November	20,606	
December	23,892	
January	25,953	
February	28,904	
March	32,058	
April	33,713	
May	33,725	
June	33,728	

QUALITY

	Quantity	Base Number	Contract	AT	Region	England
% of FP17s for the same patient ID Re-attending within 3 months - Children	280	2,054	13.6%	12.0%	12.8%	11.9%
% of FP17s for the same patient ID Re-attending within 3 months - Adults	1,324	5,827	22.7%	17.1%	16.5%	15.9%
% of FP17s for the same patient ID Re-attending between 3 & 9 months - Children	921	2,054	44.8%	57.6%	59.7%	58.1%
% of FP17s for the same patient ID Re-attending between 3 & 9 months - Adults	2,424	5,827	41.6%	51.1%	53.0%	50.6%
% of FP17s for Band 1 Urgent Courses	1,070	7,174	14.9%	9.7%	9.2%	9.1%
% of FP17s Relating to Free Repair or Replacements	88	7,174	1.2%	1.1%	1.0%	0.8%
% of FP17s Relating to Continuations	190	7,174	2.6%	1.3%	1.2%	1.1%
% of Patients satisfied with the dentistry they have received	5	5	N/A	92.4%	91.6%	91.4%
% of Patients satisfied with the time they had to wait for an appointment	5	5	N/A	91.5%	88.1%	87.7%

* This is based on patients treated on this contract for their most recent course of treatment. Figures in italics indicate the base number of FP17s or Patient Questionnaire responses are less than 100. N/A is shown where the base number of responses is less than 10 during the period. % is calculated as Quantity/Base number*100

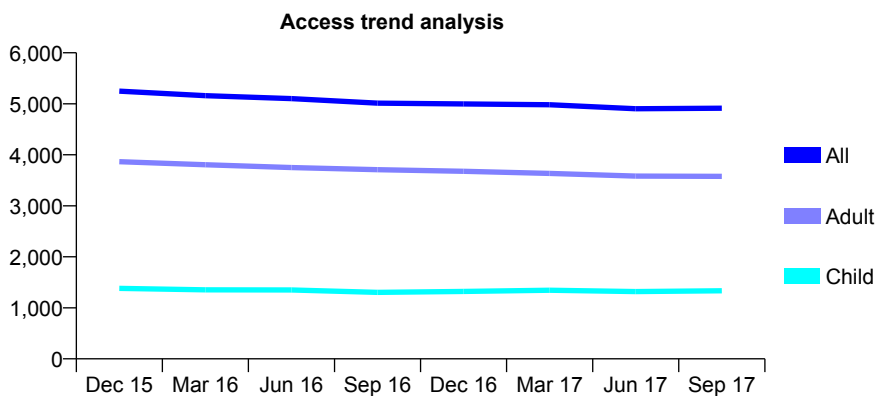
Q44 - Vital Signs At a Glance Contract Report for 134848/0001 - September 2017

Name or company name	Balls Road Dental Practice
Contract type name	GDS Contract
Purpose of contract	General
Contract start date	01/04/2006
Contract end date	

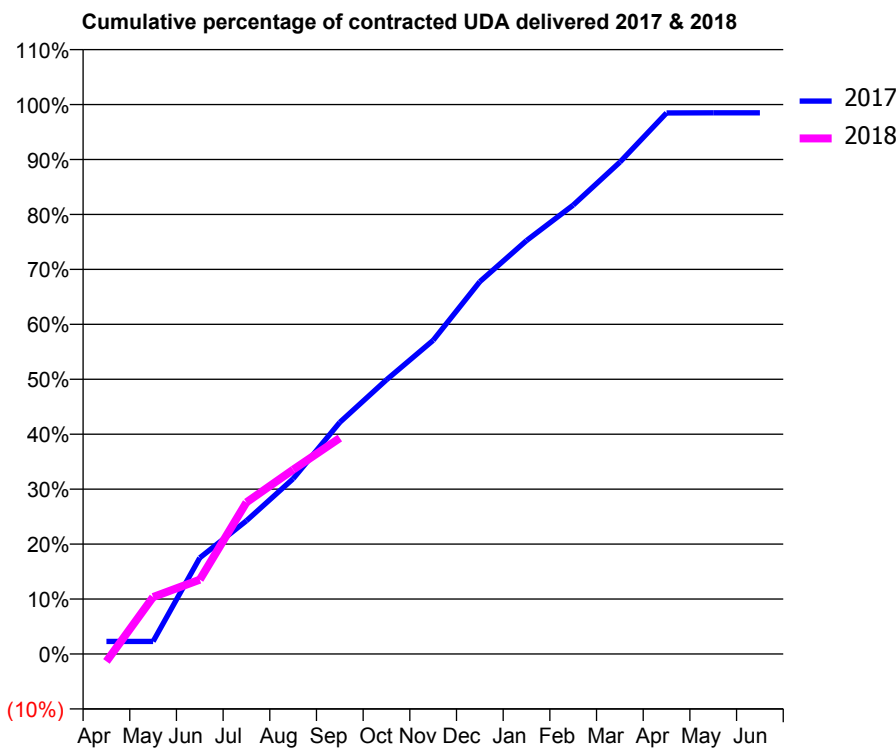
17/18 Contracted general activity (UDA)	14,640
Carry forward general activity (UDA)	222
17/18 Contracted orthodontic activity (UOA)	0
Carry forward orthodontic activity (UOA)	0
Baseline contract value	£427,699.50

ACCESS*

Patients seen in 24 months	Total	Change since previous quarter
Quarter ending September 2016	5,012	
Quarter ending December 2016	4,998	→
Quarter ending March 2017	4,981	→
Quarter ending June 2017	4,904	↓
Quarter ending September 2017	4,914	→
Variance since September 2016	(2.0%)	↓



ACTIVITY



Month	Adjusted Scheduled Activity (UDA)	
	2017	2018
April	335	-200
May	335	1,517
June	2,562	1,982
July	3,549	4,040
August	4,669	4,913
September	6,173	5,754
October	7,305	
November	8,357	
December	9,920	
January	11,014	
February	11,960	
March	13,103	
April	14,414	
May	14,418	
June	14,418	

QUALITY

	Quantity	Base Number	Contract	AT	Region	England
% of FP17s for the same patient ID Re-attending within 3 months - Children	90	1,160	7.8%	12.0%	12.8%	11.9%
% of FP17s for the same patient ID Re-attending within 3 months - Adults	423	2,777	15.2%	17.1%	16.5%	15.9%
% of FP17s for the same patient ID Re-attending between 3 & 9 months - Children	740	1,160	63.8%	57.6%	59.7%	58.1%
% of FP17s for the same patient ID Re-attending between 3 & 9 months - Adults	1,606	2,777	57.8%	51.1%	53.0%	50.6%
% of FP17s for Band 1 Urgent Courses	237	2,970	8.0%	9.7%	9.2%	9.1%
% of FP17s Relating to Free Repair or Replacements	6	2,970	0.2%	1.1%	1.0%	0.8%
% of FP17s Relating to Continuations	27	2,970	0.9%	1.3%	1.2%	1.1%
% of Patients satisfied with the dentistry they have received	10	10	100.0%	92.4%	91.6%	91.4%
% of Patients satisfied with the time they had to wait for an appointment	8	10	80.0%	91.5%	88.1%	87.7%

* This is based on patients treated on this contract for their most recent course of treatment. Figures in italics indicate the base number of FP17s or Patient Questionnaire responses are less than 100. N/A is shown where the base number of responses is less than 10 during the period. % is calculated as Quantity/Base number*100

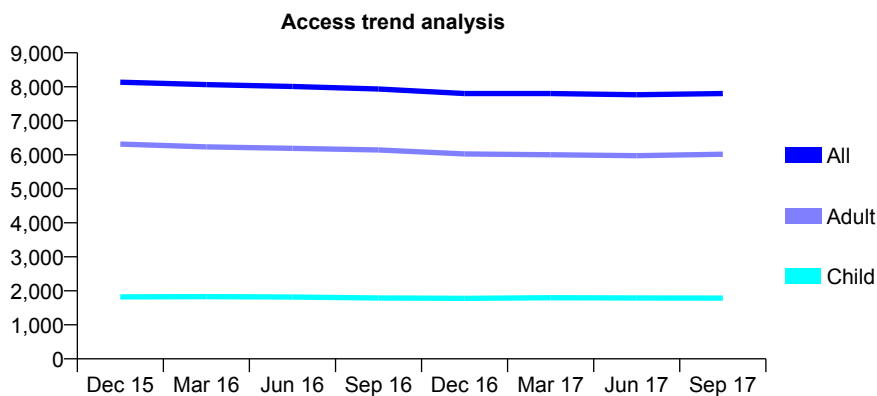
Q44 - Vital Signs At a Glance Contract Report for 135550/0001 - September 2017

Name or company name	Upton Dental Practice Limited
Contract type name	GDS Contract
Purpose of contract	General
Contract start date	01/04/2011
Contract end date	

17/18 Contracted general activity (UDA)	23,980
Carry forward general activity (UDA)	0
17/18 Contracted orthodontic activity (UOA)	0
Carry forward orthodontic activity (UOA)	0
Baseline contract value	£699,853.67

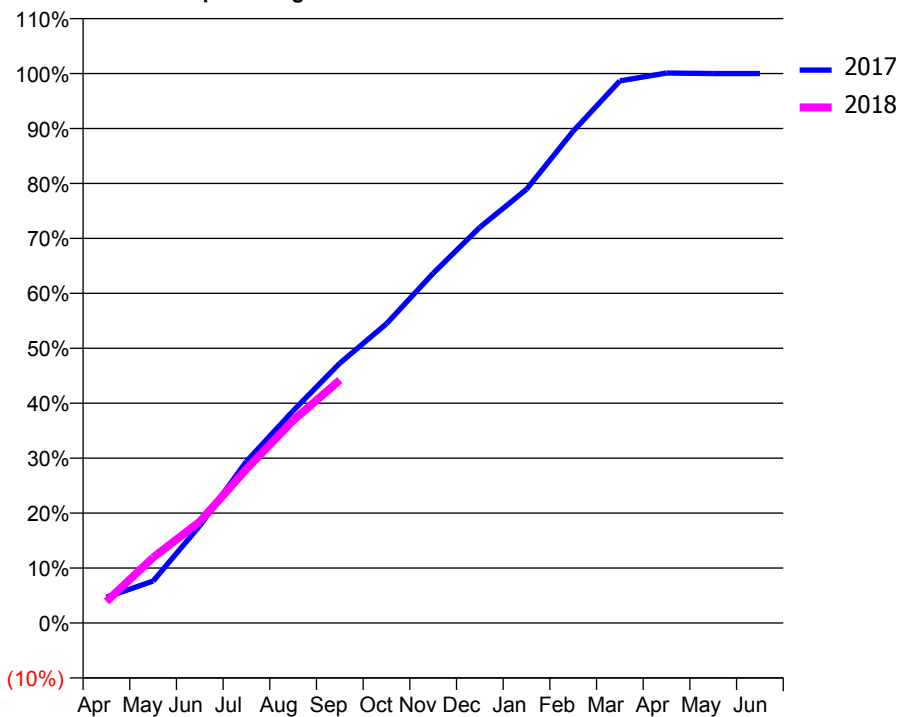
ACCESS*

Patients seen in 24 months	Total	Change since previous quarter
Quarter ending September 2016	7,937	
Quarter ending December 2016	7,803	↓
Quarter ending March 2017	7,802	→
Quarter ending June 2017	7,765	→
Quarter ending September 2017	7,803	→
Variance since September 2016	(1.7%)	↓



ACTIVITY

Cumulative percentage of contracted UDA delivered 2017 & 2018



Month	Adjusted Scheduled Activity (UDA)	
	2017	2018
April	1,145	941
May	1,859	2,857
June	4,311	4,427
July	7,164	6,723
August	9,409	8,840
September	11,515	10,602
October	13,268	
November	15,502	
December	17,540	
January	19,221	
February	21,799	
March	24,029	
April	24,378	
May	24,354	
June	24,356	

QUALITY

	Quantity	Base Number	Contract	AT	Region	England
% of FP17s for the same patient ID Re-attending within 3 months - Children	78	1,009	7.7%	12.0%	12.8%	11.9%
% of FP17s for the same patient ID Re-attending within 3 months - Adults	626	3,818	16.4%	17.1%	16.5%	15.9%
% of FP17s for the same patient ID Re-attending between 3 & 9 months - Children	450	1,009	44.6%	57.6%	59.7%	58.1%
% of FP17s for the same patient ID Re-attending between 3 & 9 months - Adults	1,799	3,818	47.1%	51.1%	53.0%	50.6%
% of FP17s for Band 1 Urgent Courses	491	4,681	10.5%	9.7%	9.2%	9.1%
% of FP17s Relating to Free Repair or Replacements	74	4,681	1.6%	1.1%	1.0%	0.8%
% of FP17s Relating to Continuations	73	4,681	1.6%	1.3%	1.2%	1.1%
% of Patients satisfied with the dentistry they have received	23	26	88.5%	92.4%	91.6%	91.4%
% of Patients satisfied with the time they had to wait for an appointment	24	26	92.3%	91.5%	88.1%	87.7%

* This is based on patients treated on this contract for their most recent course of treatment. Figures in italics indicate the base number of FP17s or Patient Questionnaire responses are less than 100. N/A is shown where the base number of responses is less than 10 during the period. % is calculated as Quantity/Base number*100

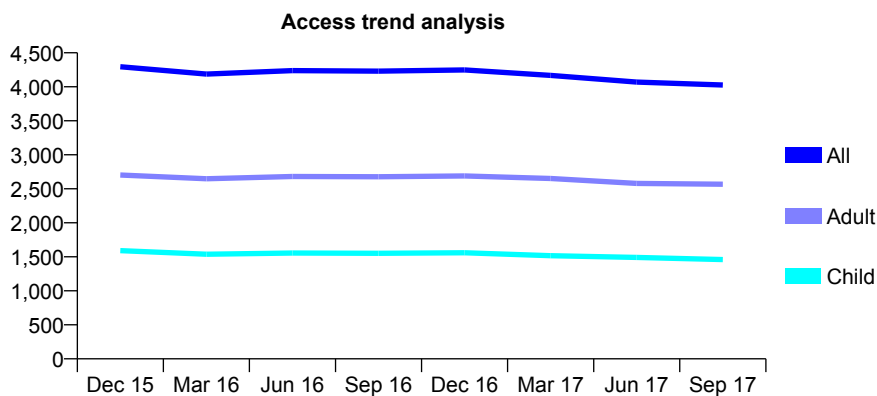
Q44 - Vital Signs At a Glance Contract Report for 136646/0001 - September 2017

Name or company name	Victoria Street Dental Practice Ltd
Contract type name	GDS Contract
Purpose of contract	General
Contract start date	01/05/2011
Contract end date	

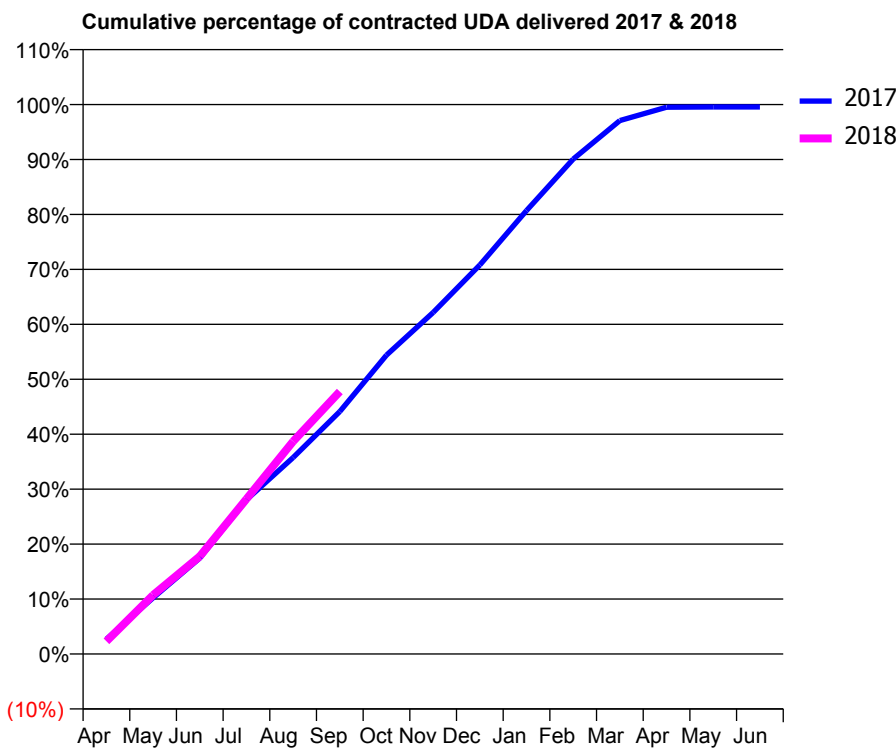
17/18 Contracted general activity (UDA)	12,551
Carry forward general activity (UDA)	55
17/18 Contracted orthodontic activity (UOA)	0
Carry forward orthodontic activity (UOA)	0
Baseline contract value	£402,119.51

ACCESS*

Patients seen in 24 months	Total	Change since previous quarter
Quarter ending September 2016	4,230	
Quarter ending December 2016	4,248	→
Quarter ending March 2017	4,167	↓
Quarter ending June 2017	4,070	↓
Quarter ending September 2017	4,026	↓
Variance since September 2016	(4.8%)	↓



ACTIVITY



Month	Adjusted Scheduled Activity (UDA)	
	2017	2018
April	338	292
May	1,285	1,347
June	2,192	2,230
July	3,524	3,540
August	4,489	4,855
September	5,539	5,995
October	6,827	
November	7,802	
December	8,885	
January	10,130	
February	11,305	
March	12,185	
April	12,489	
May	12,496	
June	12,496	

QUALITY

	Quantity	Base Number	Contract	AT	Region	England
% of FP17s for the same patient ID Re-attending within 3 months - Children	79	1,039	7.6%	12.0%	12.8%	11.9%
% of FP17s for the same patient ID Re-attending within 3 months - Adults	260	1,553	16.7%	17.1%	16.5%	15.9%
% of FP17s for the same patient ID Re-attending between 3 & 9 months - Children	636	1,039	61.2%	57.6%	59.7%	58.1%
% of FP17s for the same patient ID Re-attending between 3 & 9 months - Adults	829	1,553	53.4%	51.1%	53.0%	50.6%
% of FP17s for Band 1 Urgent Courses	202	2,497	8.1%	9.7%	9.2%	9.1%
% of FP17s Relating to Free Repair or Replacements	8	2,497	0.3%	1.1%	1.0%	0.8%
% of FP17s Relating to Continuations	11	2,497	0.4%	1.3%	1.2%	1.1%
% of Patients satisfied with the dentistry they have received	12	12	100.0%	92.4%	91.6%	91.4%
% of Patients satisfied with the time they had to wait for an appointment	12	12	100.0%	91.5%	88.1%	87.7%

* This is based on patients treated on this contract for their most recent course of treatment. Figures in italics indicate the base number of FP17s or Patient Questionnaire responses are less than 100. N/A is shown where the base number of responses is less than 10 during the period. % is calculated as Quantity/Base number*100

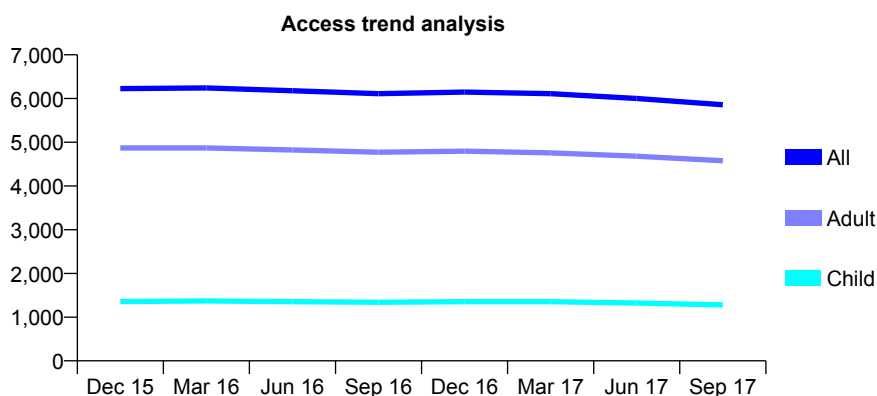
Q44 - Vital Signs At a Glance Contract Report for 137030/0001 - September 2017

Name or company name	C & V Gillespie
Contract type name	GDS Contract
Purpose of contract	General
Contract start date	01/01/2011
Contract end date	

17/18 Contracted general activity (UDA)	18,300
Carry forward general activity (UDA)	0
17/18 Contracted orthodontic activity (UOA)	0
Carry forward orthodontic activity (UOA)	0
Baseline contract value	£436,463.59

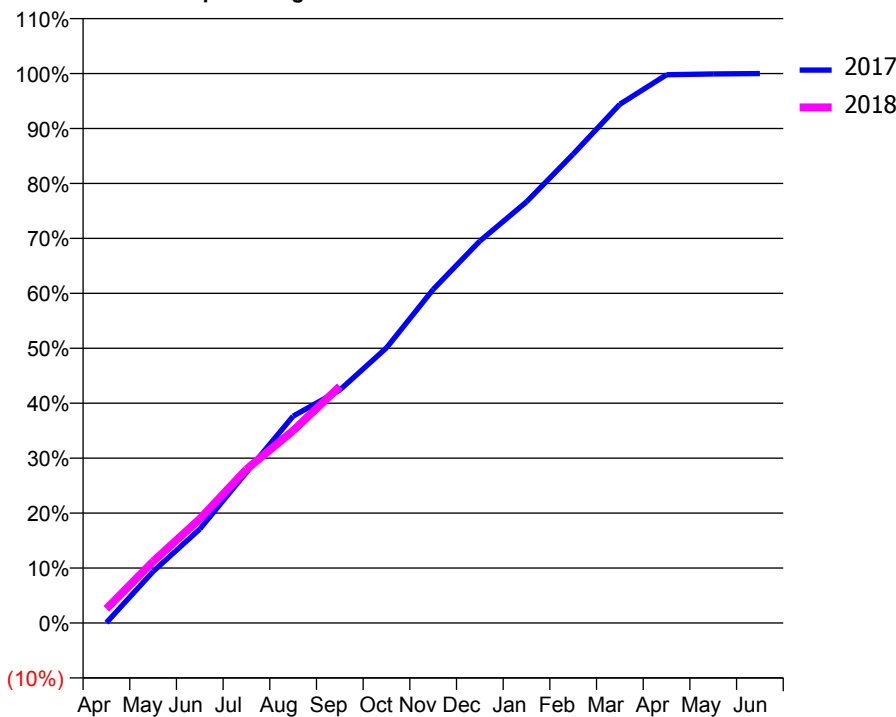
ACCESS*

Patients seen in 24 months	Total	Change since previous quarter
Quarter ending September 2016	6,112	
Quarter ending December 2016	6,149	→
Quarter ending March 2017	6,110	→
Quarter ending June 2017	6,000	↓
Quarter ending September 2017	5,859	↓
Variance since September 2016	(4.1%)	↓



ACTIVITY

Cumulative percentage of contracted UDA delivered 2017 & 2018



Month	Adjusted Scheduled Activity (UDA)	
	2017	2018
April	9	475
May	1,724	2,051
June	3,141	3,466
July	5,039	5,120
August	6,915	6,406
September	7,788	7,880
October	9,197	
November	11,147	
December	12,769	
January	14,079	
February	15,671	
March	17,339	
April	18,325	
May	18,353	
June	18,366	

QUALITY

	Quantity	Base Number	Contract	AT	Region	England
% of FP17s for the same patient ID Re-attending within 3 months - Children	89	1,064	8.4%	12.0%	12.8%	11.9%
% of FP17s for the same patient ID Re-attending within 3 months - Adults	637	3,656	17.4%	17.1%	16.5%	15.9%
% of FP17s for the same patient ID Re-attending between 3 & 9 months - Children	744	1,064	69.9%	57.6%	59.7%	58.1%
% of FP17s for the same patient ID Re-attending between 3 & 9 months - Adults	2,305	3,656	63.0%	51.1%	53.0%	50.6%
% of FP17s for Band 1 Urgent Courses	313	4,250	7.4%	9.7%	9.2%	9.1%
% of FP17s Relating to Free Repair or Replacements	38	4,250	0.9%	1.1%	1.0%	0.8%
% of FP17s Relating to Continuations	55	4,250	1.3%	1.3%	1.2%	1.1%
% of Patients satisfied with the dentistry they have received	22	27	81.5%	92.4%	91.6%	91.4%
% of Patients satisfied with the time they had to wait for an appointment	26	27	96.3%	91.5%	88.1%	87.7%

* This is based on patients treated on this contract for their most recent course of treatment. Figures in italics indicate the base number of FP17s or Patient Questionnaire responses are less than 100. N/A is shown where the base number of responses is less than 10 during the period. % is calculated as Quantity/Base number*100

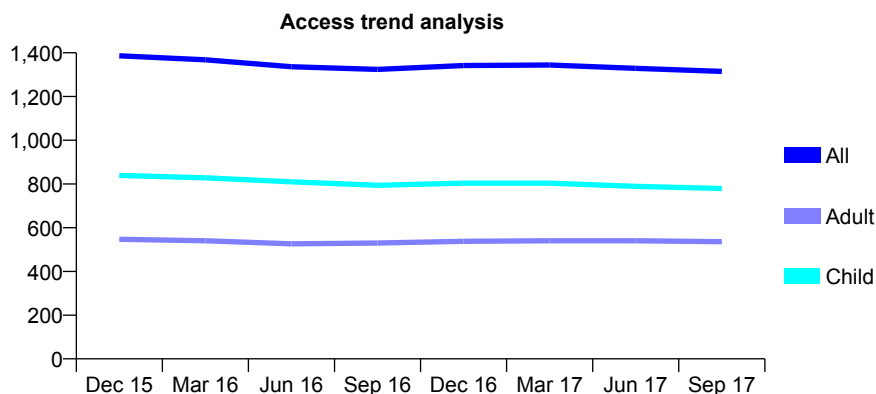
Q44 - Vital Signs At a Glance Contract Report for 137111/0001 - September 2017

Name or company name	Gaskell Avenue Dental Practice Ltd
Contract type name	GDS Contract
Purpose of contract	General
Contract start date	01/09/2011
Contract end date	

17/18 Contracted general activity (UDA)	7,000
Carry forward general activity (UDA)	0
17/18 Contracted orthodontic activity (UOA)	0
Carry forward orthodontic activity (UOA)	0
Baseline contract value	£175,339.26

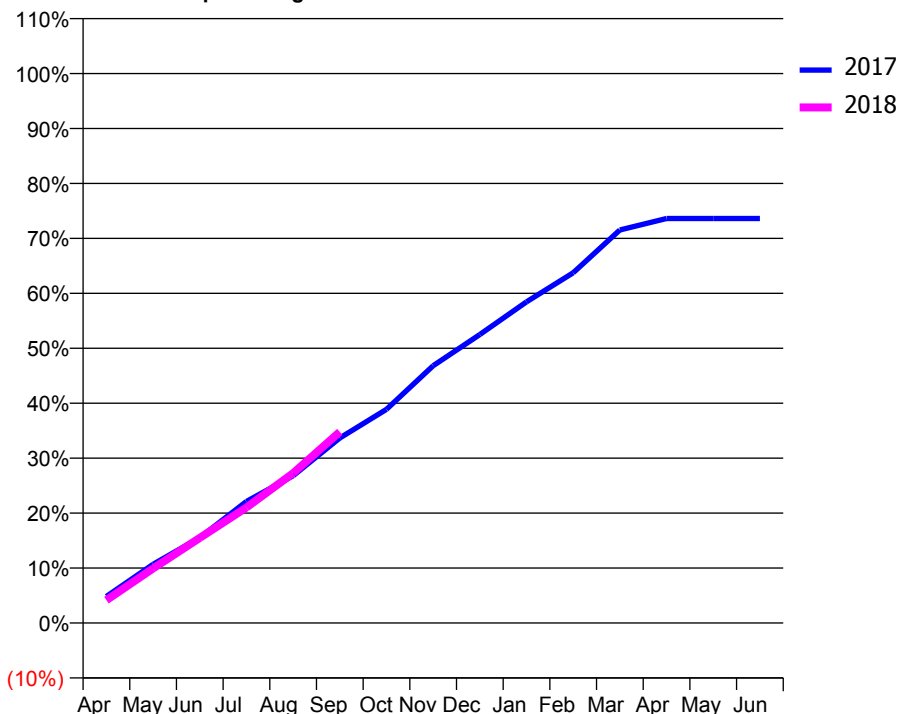
ACCESS*

Patients seen in 24 months	Total	Change since previous quarter
Quarter ending September 2016	1,324	
Quarter ending December 2016	1,342	→
Quarter ending March 2017	1,344	→
Quarter ending June 2017	1,329	↓
Quarter ending September 2017	1,315	↓
Variance since September 2016	(0.7%)	→



ACTIVITY

Cumulative percentage of contracted UDA delivered 2017 & 2018



Month	Adjusted Scheduled Activity (UDA)	
	2017	2018
April	338	292
May	748	695
June	1,089	1,085
July	1,548	1,472
August	1,876	1,908
September	2,356	2,435
October	2,722	
November	3,278	
December	3,674	
January	4,092	
February	4,461	
March	5,006	
April	5,153	
May	5,153	
June	5,153	

QUALITY

	Quantity	Base Number	Contract	AT	Region	England
% of FP17s for the same patient ID Re-attending within 3 months - Children	87	686	12.7%	12.0%	12.8%	11.9%
% of FP17s for the same patient ID Re-attending within 3 months - Adults	97	386	25.1%	17.1%	16.5%	15.9%
% of FP17s for the same patient ID Re-attending between 3 & 9 months - Children	458	686	66.8%	57.6%	59.7%	58.1%
% of FP17s for the same patient ID Re-attending between 3 & 9 months - Adults	210	386	54.4%	51.1%	53.0%	50.6%
% of FP17s for Band 1 Urgent Courses	48	1,009	4.8%	9.7%	9.2%	9.1%
% of FP17s Relating to Free Repair or Replacements	1	1,009	0.1%	1.1%	1.0%	0.8%
% of FP17s Relating to Continuations	1	1,009	0.1%	1.3%	1.2%	1.1%
% of Patients satisfied with the dentistry they have received	9	11	81.8%	92.4%	91.6%	91.4%
% of Patients satisfied with the time they had to wait for an appointment	10	11	90.9%	91.5%	88.1%	87.7%

* This is based on patients treated on this contract for their most recent course of treatment. Figures in italics indicate the base number of FP17s or Patient Questionnaire responses are less than 100. N/A is shown where the base number of responses is less than 10 during the period. % is calculated as Quantity/Base number*100

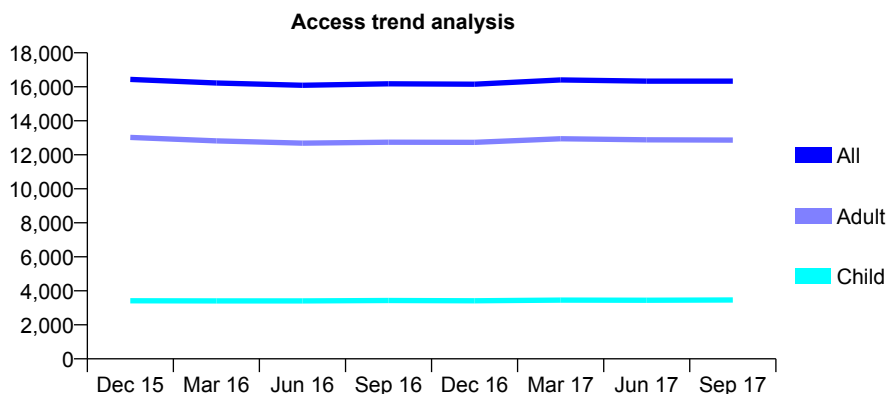
Q44 - Vital Signs At a Glance Contract Report for 138126/0001 - September 2017

Name or company name	Congleton Dental Centre
Contract type name	GDS Contract
Purpose of contract	General
Contract start date	01/04/2010
Contract end date	

17/18 Contracted general activity (UDA)	47,500
Carry forward general activity (UDA)	0
17/18 Contracted orthodontic activity (UOA)	0
Carry forward orthodontic activity (UOA)	0
Baseline contract value	£1,381,615.00

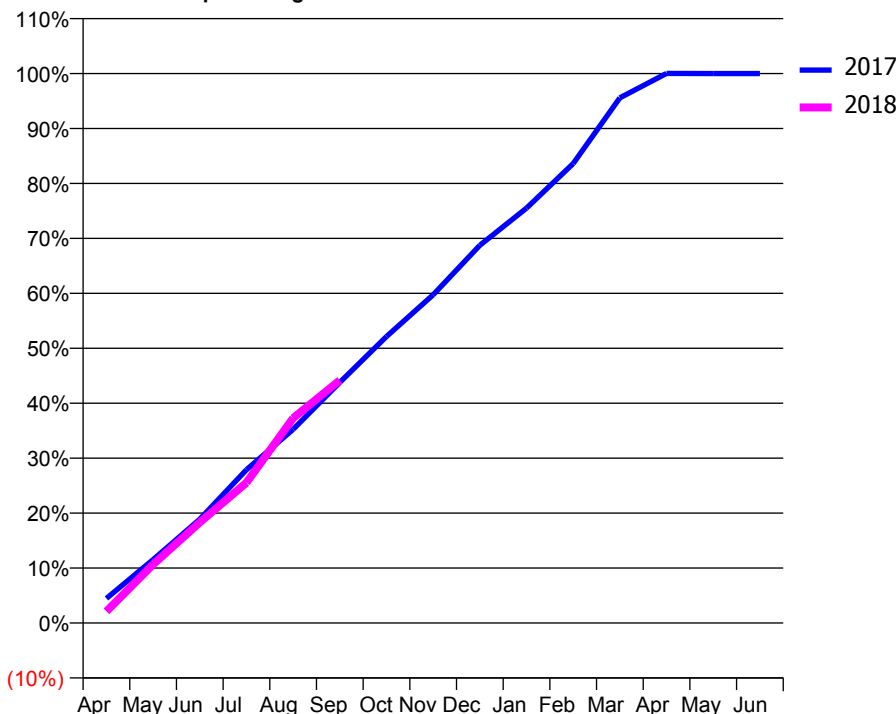
ACCESS*

Patients seen in 24 months	Total	Change since previous quarter
Quarter ending September 2016	16,175	
Quarter ending December 2016	16,153	→
Quarter ending March 2017	16,401	→
Quarter ending June 2017	16,330	→
Quarter ending September 2017	16,334	→
Variance since September 2016	1.0%	→



ACTIVITY

Cumulative percentage of contracted UDA delivered 2017 & 2018



Month	Adjusted Scheduled Activity (UDA)	
	2017	2018
April	2,165	1,006
May	5,570	5,070
June	9,126	8,692
July	13,479	12,128
August	17,028	17,708
September	21,159	20,979
October	25,187	
November	28,855	
December	33,206	
January	36,480	
February	40,393	
March	46,166	
April	48,314	
May	48,309	
June	48,308	

QUALITY

	Quantity	Base Number	Contract	AT	Region	England
% of FP17s for the same patient ID Re-attending within 3 months - Children	218	2,911	7.5%	12.0%	12.8%	11.9%
% of FP17s for the same patient ID Re-attending within 3 months - Adults	1,681	10,742	15.6%	17.1%	16.5%	15.9%
% of FP17s for the same patient ID Re-attending between 3 & 9 months - Children	1,962	2,911	67.4%	57.6%	59.7%	58.1%
% of FP17s for the same patient ID Re-attending between 3 & 9 months - Adults	6,957	10,742	64.8%	51.1%	53.0%	50.6%
% of FP17s for Band 1 Urgent Courses	846	12,538	6.7%	9.7%	9.2%	9.1%
% of FP17s Relating to Free Repair or Replacements	89	12,538	0.7%	1.1%	1.0%	0.8%
% of FP17s Relating to Continuations	166	12,538	1.3%	1.3%	1.2%	1.1%
% of Patients satisfied with the dentistry they have received	50	54	92.6%	92.4%	91.6%	91.4%
% of Patients satisfied with the time they had to wait for an appointment	50	54	92.6%	91.5%	88.1%	87.7%

* This is based on patients treated on this contract for their most recent course of treatment. Figures in italics indicate the base number of FP17s or Patient Questionnaire responses are less than 100. N/A is shown where the base number of responses is less than 10 during the period. % is calculated as Quantity/Base number*100

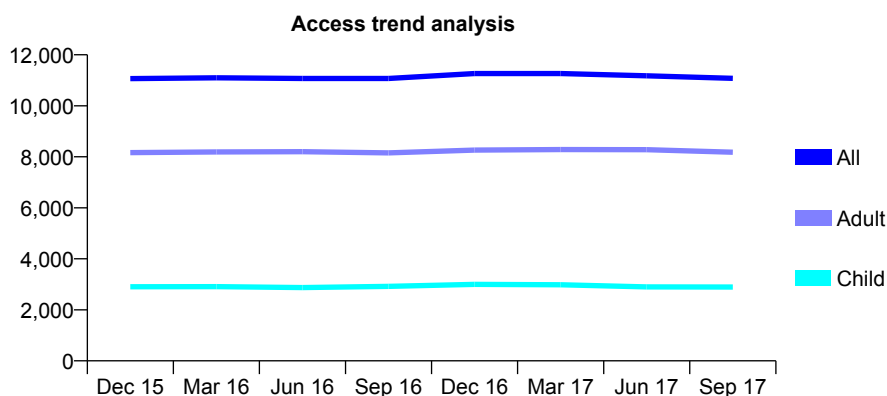
Q44 - Vital Signs At a Glance Contract Report for 138665/0001 - September 2017

Name or company name	Johnson & Whitehouse
Contract type name	GDS Contract
Purpose of contract	General
Contract start date	01/04/2009
Contract end date	

17/18 Contracted general activity (UDA)	32,052
Carry forward general activity (UDA)	0
17/18 Contracted orthodontic activity (UOA)	0
Carry forward orthodontic activity (UOA)	0
Baseline contract value	£967,088.73

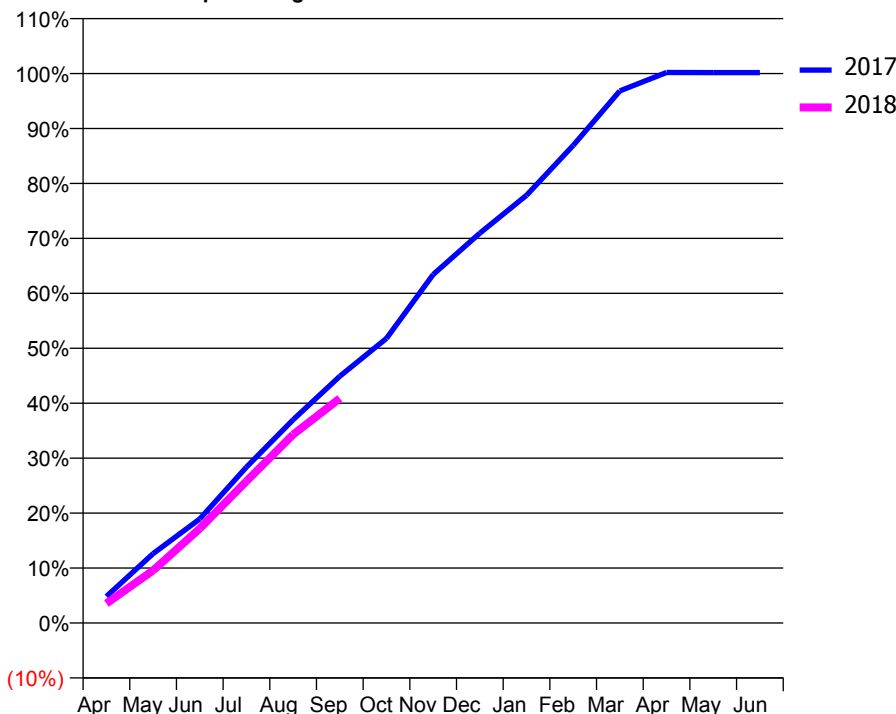
ACCESS*

Patients seen in 24 months	Total	Change since previous quarter
Quarter ending September 2016	11,073	
Quarter ending December 2016	11,264	→
Quarter ending March 2017	11,264	→
Quarter ending June 2017	11,179	→
Quarter ending September 2017	11,075	→
Variance since September 2016	0.0%	→



ACTIVITY

Cumulative percentage of contracted UDA delivered 2017 & 2018



Month	Adjusted Scheduled Activity (UDA)	
	2017	2018
April	1,548	1,137
May	4,052	3,071
June	6,074	5,508
July	9,095	8,269
August	11,855	10,992
September	14,393	13,099
October	16,602	
November	20,325	
December	22,740	
January	24,948	
February	27,856	
March	31,040	
April	32,108	
May	32,105	
June	32,103	

QUALITY

	Quantity	Base Number	Contract	AT	Region	England
% of FP17s for the same patient ID Re-attending within 3 months - Children	348	2,011	17.3%	12.0%	12.8%	11.9%
% of FP17s for the same patient ID Re-attending within 3 months - Adults	1,121	5,424	20.7%	17.1%	16.5%	15.9%
% of FP17s for the same patient ID Re-attending between 3 & 9 months - Children	903	2,011	44.9%	57.6%	59.7%	58.1%
% of FP17s for the same patient ID Re-attending between 3 & 9 months - Adults	2,095	5,424	38.6%	51.1%	53.0%	50.6%
% of FP17s for Band 1 Urgent Courses	693	6,630	10.5%	9.7%	9.2%	9.1%
% of FP17s Relating to Free Repair or Replacements	91	6,630	1.4%	1.1%	1.0%	0.8%
% of FP17s Relating to Continuations	109	6,630	1.6%	1.3%	1.2%	1.1%
% of Patients satisfied with the dentistry they have received	25	26	96.2%	92.4%	91.6%	91.4%
% of Patients satisfied with the time they had to wait for an appointment	25	26	96.2%	91.5%	88.1%	87.7%

* This is based on patients treated on this contract for their most recent course of treatment. Figures in italics indicate the base number of FP17s or Patient Questionnaire responses are less than 100. N/A is shown where the base number of responses is less than 10 during the period. % is calculated as Quantity/Base number*100

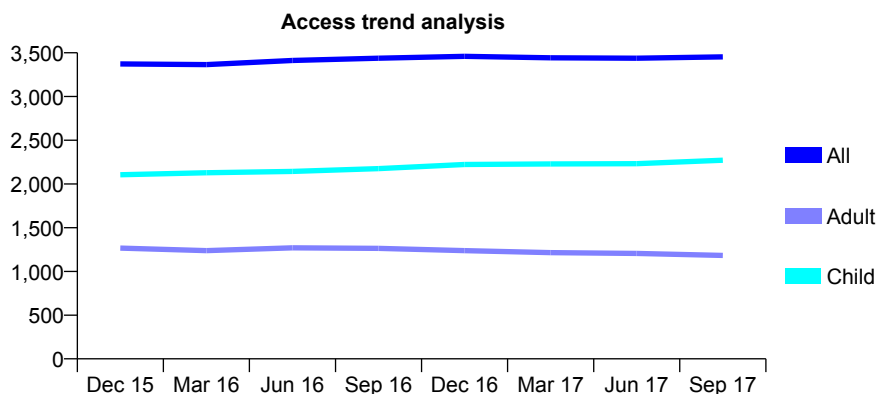
Q44 - Vital Signs At a Glance Contract Report for 138681/0001 - September 2017

Name or company name	The Old Surgery Dental Practice Ltd
Contract type name	GDS Contract
Purpose of contract	General
Contract start date	01/04/2011
Contract end date	

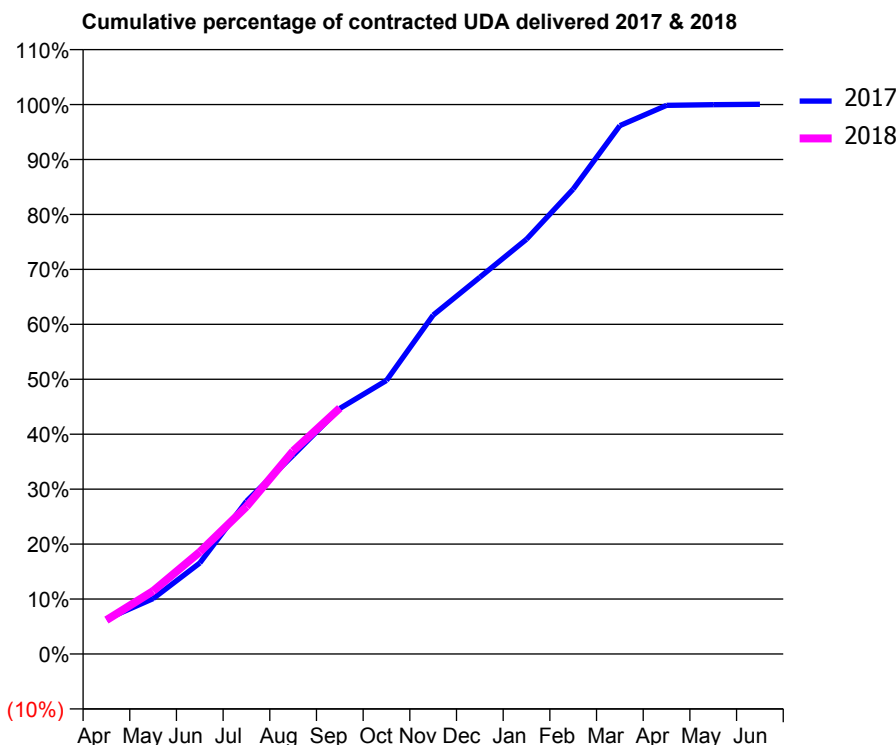
17/18 Contracted general activity (UDA)	8,539
Carry forward general activity (UDA)	0
17/18 Contracted orthodontic activity (UOA)	0
Carry forward orthodontic activity (UOA)	0
Baseline contract value	£448,799.37

ACCESS*

Patients seen in 24 months	Total	Change since previous quarter
Quarter ending September 2016	3,438	
Quarter ending December 2016	3,460	→
Quarter ending March 2017	3,443	→
Quarter ending June 2017	3,438	→
Quarter ending September 2017	3,454	→
Variance since September 2016	0.5%	→



ACTIVITY



Month	Adjusted Scheduled Activity (UDA)	
	2017	2018
April	543	527
May	861	979
June	1,415	1,586
July	2,374	2,292
August	3,088	3,154
September	3,816	3,821
October	4,251	
November	5,267	
December	5,855	
January	6,445	
February	7,225	
March	8,211	
April	8,526	
May	8,536	
June	8,543	

QUALITY

	Quantity	Base Number	Contract	AT	Region	England
% of FP17s for the same patient ID Re-attending within 3 months - Children	117	1,645	7.1%	12.0%	12.8%	11.9%
% of FP17s for the same patient ID Re-attending within 3 months - Adults	115	679	16.9%	17.1%	16.5%	15.9%
% of FP17s for the same patient ID Re-attending between 3 & 9 months - Children	841	1,645	51.1%	57.6%	59.7%	58.1%
% of FP17s for the same patient ID Re-attending between 3 & 9 months - Adults	319	679	47.0%	51.1%	53.0%	50.6%
% of FP17s for Band 1 Urgent Courses	187	2,169	8.6%	9.7%	9.2%	9.1%
% of FP17s Relating to Free Repair or Replacements	0	2,169	0.0%	1.1%	1.0%	0.8%
% of FP17s Relating to Continuations	0	2,169	0.0%	1.3%	1.2%	1.1%
% of Patients satisfied with the dentistry they have received	4	5	N/A	92.4%	91.6%	91.4%
% of Patients satisfied with the time they had to wait for an appointment	5	5	N/A	91.5%	88.1%	87.7%

* This is based on patients treated on this contract for their most recent course of treatment. Figures in italics indicate the base number of FP17s or Patient Questionnaire responses are less than 100. N/A is shown where the base number of responses is less than 10 during the period. % is calculated as Quantity/Base number*100

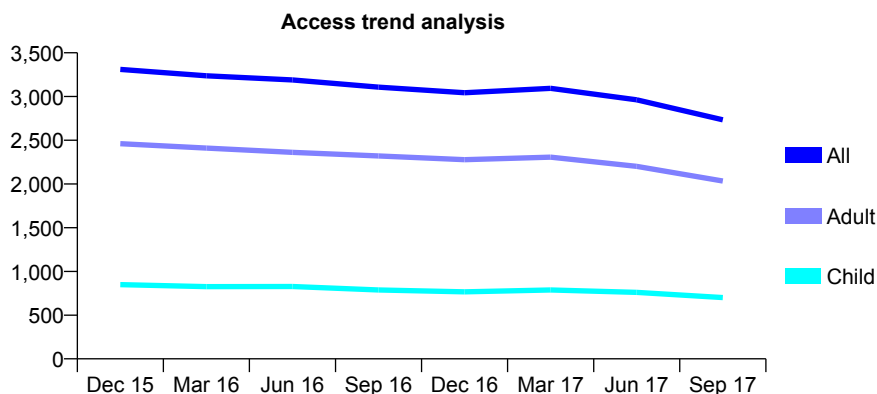
Q44 - Vital Signs At a Glance Contract Report for 138711/0001 - September 2017

Name or company name	Warren Drive Dental Practice
Contract type name	GDS Contract
Purpose of contract	General
Contract start date	01/04/2006
Contract end date	

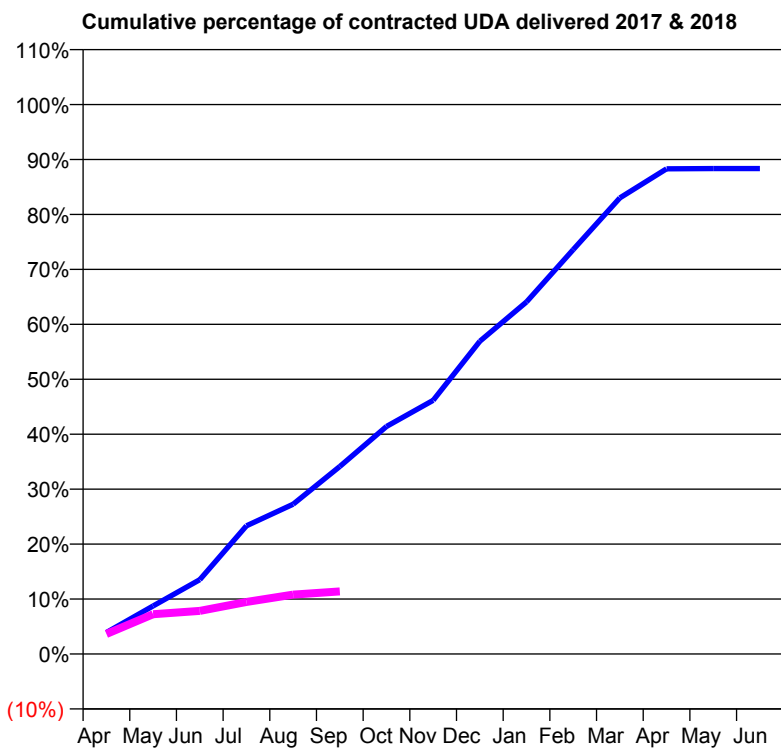
17/18 Contracted general activity (UDA)	8,407
Carry forward general activity (UDA)	0
17/18 Contracted orthodontic activity (UOA)	0
Carry forward orthodontic activity (UOA)	0
Baseline contract value	£260,631.13

ACCESS*

Patients seen in 24 months	Total	Change since previous quarter
Quarter ending September 2016	3,108	
Quarter ending December 2016	3,044	↓
Quarter ending March 2017	3,093	→
Quarter ending June 2017	2,962	↓
Quarter ending September 2017	2,734	↓
Variance since September 2016	(12.0%)	↓



ACTIVITY



Month	Adjusted Scheduled Activity (UDA)	
	2017	2018
April	329	307
May	735	609
June	1,138	660
July	1,961	796
August	2,293	909
September	2,870	957
October	3,481	
November	3,881	
December	4,784	
January	5,387	
February	6,187	
March	6,979	
April	7,423	
May	7,427	
June	7,427	

QUALITY

	Quantity	Base Number	Contract	AT	Region	England
% of FP17s for the same patient ID Re-attending within 3 months - Children	30	285	10.5%	12.0%	12.8%	11.9%
% of FP17s for the same patient ID Re-attending within 3 months - Adults	199	814	24.4%	17.1%	16.5%	15.9%
% of FP17s for the same patient ID Re-attending between 3 & 9 months - Children	127	285	44.6%	57.6%	59.7%	58.1%
% of FP17s for the same patient ID Re-attending between 3 & 9 months - Adults	324	814	39.8%	51.1%	53.0%	50.6%
% of FP17s for Band 1 Urgent Courses	131	465	28.2%	9.7%	9.2%	9.1%
% of FP17s Relating to Free Repair or Replacements	1	465	0.2%	1.1%	1.0%	0.8%
% of FP17s Relating to Continuations	12	465	2.6%	1.3%	1.2%	1.1%
% of Patients satisfied with the dentistry they have received	3	6	N/A	92.4%	91.6%	91.4%
% of Patients satisfied with the time they had to wait for an appointment	5	6	N/A	91.5%	88.1%	87.7%

* This is based on patients treated on this contract for their most recent course of treatment. Figures in italics indicate the base number of FP17s or Patient Questionnaire responses are less than 100. N/A is shown where the base number of responses is less than 10 during the period. % is calculated as Quantity/Base number*100

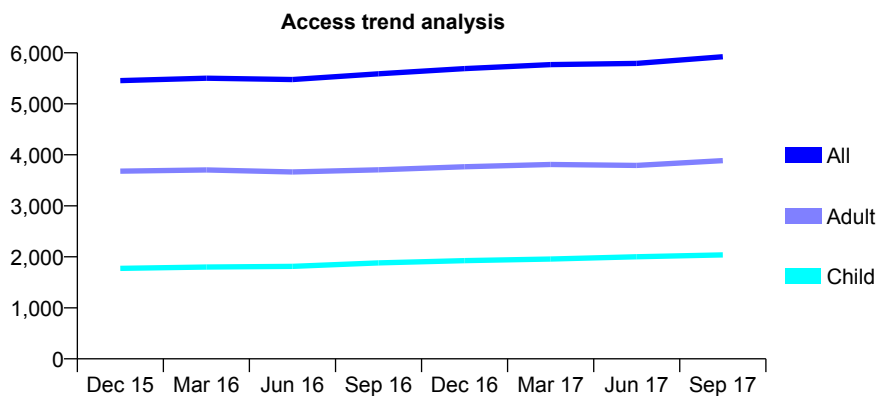
Q44 - Vital Signs At a Glance Contract Report for 139467/0001 - September 2017

Name or company name	Sandon Dental Practice
Contract type name	GDS Contract
Purpose of contract	General
Contract start date	01/01/2011
Contract end date	

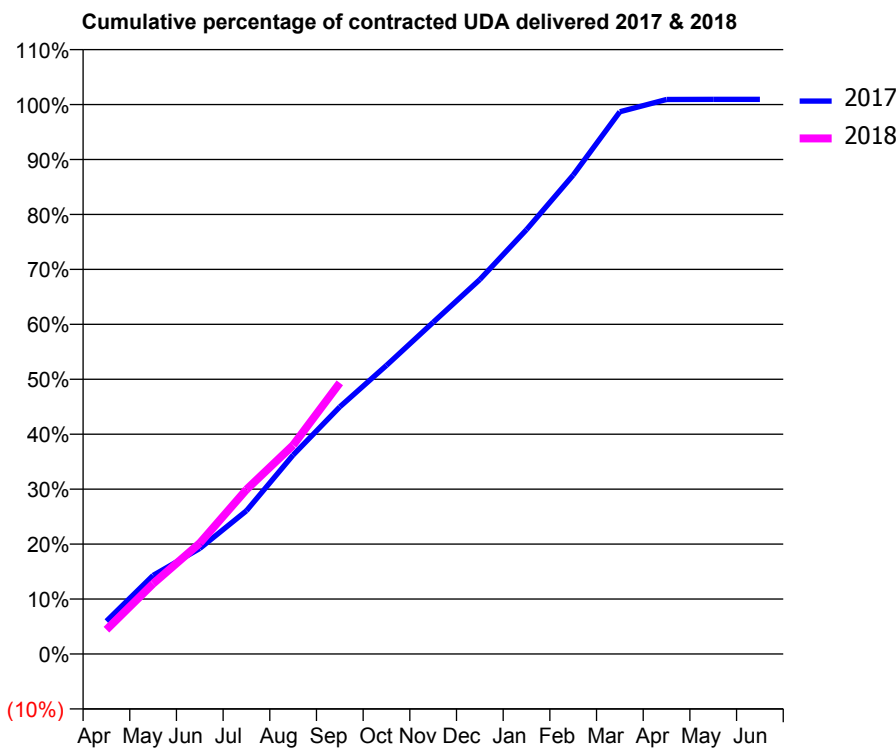
17/18 Contracted general activity (UDA)	11,145
Carry forward general activity (UDA)	0
17/18 Contracted orthodontic activity (UOA)	0
Carry forward orthodontic activity (UOA)	0
Baseline contract value	£267,807.87

ACCESS*

Patients seen in 24 months	Total	Change since previous quarter
Quarter ending September 2016	5,587	
Quarter ending December 2016	5,691	→
Quarter ending March 2017	5,769	→
Quarter ending June 2017	5,791	→
Quarter ending September 2017	5,924	↑
Variance since September 2016	6.0%	↑



ACTIVITY



Month	Adjusted Scheduled Activity (UDA)	
	2017	2018
April	666	495
May	1,595	1,426
June	2,139	2,250
July	2,905	3,336
August	4,036	4,237
September	5,013	5,500
October	5,854	
November	6,728	
December	7,597	
January	8,608	
February	9,712	
March	10,998	
April	11,248	
May	11,249	
June	11,250	

QUALITY

	Quantity	Base Number	Contract	AT	Region	England
% of FP17s for the same patient ID Re-attending within 3 months - Children	128	1,498	8.5%	12.0%	12.8%	11.9%
% of FP17s for the same patient ID Re-attending within 3 months - Adults	323	2,329	13.9%	17.1%	16.5%	15.9%
% of FP17s for the same patient ID Re-attending between 3 & 9 months - Children	905	1,498	60.4%	57.6%	59.7%	58.1%
% of FP17s for the same patient ID Re-attending between 3 & 9 months - Adults	1,088	2,329	46.7%	51.1%	53.0%	50.6%
% of FP17s for Band 1 Urgent Courses	325	3,166	10.3%	9.7%	9.2%	9.1%
% of FP17s Relating to Free Repair or Replacements	4	3,166	0.1%	1.1%	1.0%	0.8%
% of FP17s Relating to Continuations	38	3,166	1.2%	1.3%	1.2%	1.1%
% of Patients satisfied with the dentistry they have received	7	8	N/A	92.4%	91.6%	91.4%
% of Patients satisfied with the time they had to wait for an appointment	8	8	N/A	91.5%	88.1%	87.7%

* This is based on patients treated on this contract for their most recent course of treatment. Figures in italics indicate the base number of FP17s or Patient Questionnaire responses are less than 100. N/A is shown where the base number of responses is less than 10 during the period. % is calculated as Quantity/Base number*100

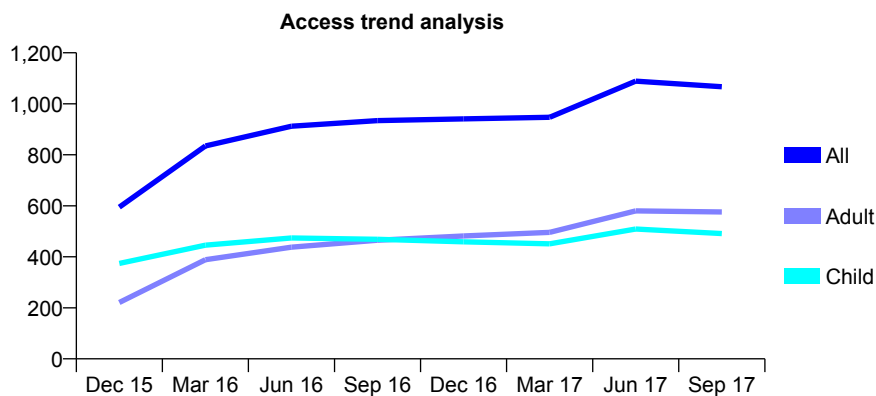
Q44 - Vital Signs At a Glance Contract Report for 140678/0001 - September 2017

Name or company name	Allen House Dental Practice
Contract type name	GDS Contract
Purpose of contract	General
Contract start date	01/07/2015
Contract end date	

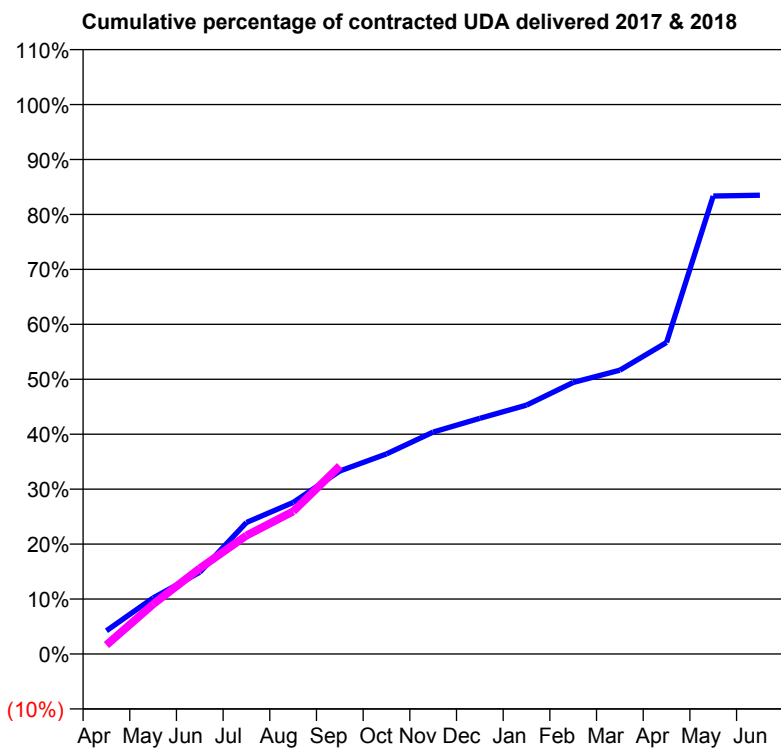
17/18 Contracted general activity (UDA)	2,821
Carry forward general activity (UDA)	0
17/18 Contracted orthodontic activity (UOA)	0
Carry forward orthodontic activity (UOA)	0
Baseline contract value	£85,866.28

ACCESS*

Patients seen in 24 months	Total	Change since previous quarter
Quarter ending September 2016	934	
Quarter ending December 2016	941	→
Quarter ending March 2017	947	→
Quarter ending June 2017	1,089	↑
Quarter ending September 2017	1,067	↓
Variance since September 2016	14.2%	↑



ACTIVITY



Adjusted Scheduled Activity (UDA)		
Month	2017	2018
April	120	46
May	288	256
June	420	440
July	676	608
August	778	732
September	940	966
October	1,027	
November	1,139	
December	1,210	
January	1,278	
February	1,394	
March	1,457	
April	1,599	
May	2,351	
June	2,355	

QUALITY

	Quantity	Base Number	Contract	AT	Region	England
% of FP17s for the same patient ID Re-attending within 3 months - Children	46	722	6.4%	12.0%	12.8%	11.9%
% of FP17s for the same patient ID Re-attending within 3 months - Adults	42	473	8.9%	17.1%	16.5%	15.9%
% of FP17s for the same patient ID Re-attending between 3 & 9 months - Children	447	722	61.9%	57.6%	59.7%	58.1%
% of FP17s for the same patient ID Re-attending between 3 & 9 months - Adults	219	473	46.3%	51.1%	53.0%	50.6%
% of FP17s for Band 1 Urgent Courses	24	632	3.8%	9.7%	9.2%	9.1%
% of FP17s Relating to Free Repair or Replacements	0	632	0.0%	1.1%	1.0%	0.8%
% of FP17s Relating to Continuations	0	632	0.0%	1.3%	1.2%	1.1%
% of Patients satisfied with the dentistry they have received	2	2	N/A	92.4%	91.6%	91.4%
% of Patients satisfied with the time they had to wait for an appointment	2	2	N/A	91.5%	88.1%	87.7%

* This is based on patients treated on this contract for their most recent course of treatment. Figures in italics indicate the base number of FP17s or Patient Questionnaire responses are less than 100. N/A is shown where the base number of responses is less than 10 during the period. % is calculated as Quantity/Base number*100

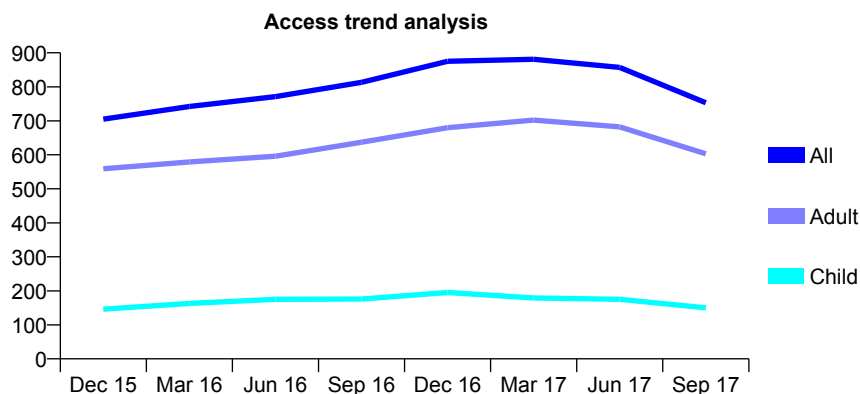
Q44 - Vital Signs At a Glance Contract Report for 141305/0016 - September 2017

Name or company name	East Cheshire NHS Trust
Contract type name	PDS Contract
Purpose of contract	General
Contract start date	01/04/2015
Contract end date	31/03/2018

17/18 Contracted general activity (UDA)	4,150
Carry forward general activity (UDA)	0
17/18 Contracted orthodontic activity (UOA)	0
Carry forward orthodontic activity (UOA)	0
Baseline contract value	£789,268.88

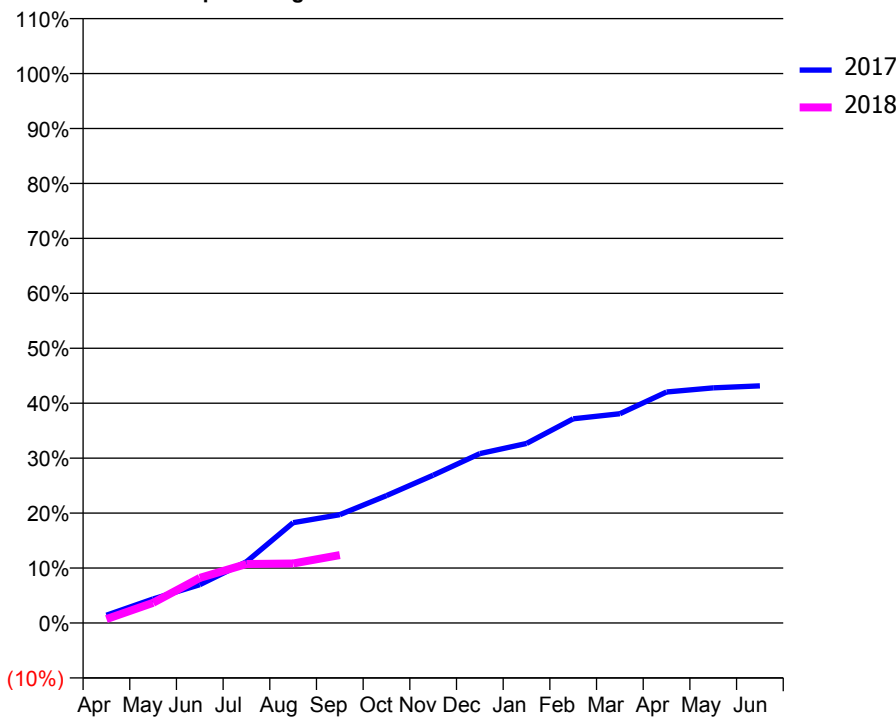
ACCESS*

Patients seen in 24 months	Total	Change since previous quarter
Quarter ending September 2016	813	
Quarter ending December 2016	875	↑
Quarter ending March 2017	881	→
Quarter ending June 2017	857	↓
Quarter ending September 2017	753	↓
Variance since September 2016	(7.4%)	↓



ACTIVITY

Cumulative percentage of contracted UDA delivered 2017 & 2018



Month	Adjusted Scheduled Activity (UDA)	
	2017	2018
April	59	30
May	182	153
June	290	340
July	463	445
August	758	449
September	818	513
October	962	
November	1,117	
December	1,279	
January	1,356	
February	1,542	
March	1,580	
April	1,745	
May	1,776	
June	1,791	

QUALITY

	Quantity	Base Number	Contract	AT	Region	England
% of FP17s for the same patient ID Re-attending within 3 months - Children	2	71	2.8%	12.0%	12.8%	11.9%
% of FP17s for the same patient ID Re-attending within 3 months - Adults	19	211	9.0%	17.1%	16.5%	15.9%
% of FP17s for the same patient ID Re-attending between 3 & 9 months - Children	12	71	16.9%	57.6%	59.7%	58.1%
% of FP17s for the same patient ID Re-attending between 3 & 9 months - Adults	50	211	23.7%	51.1%	53.0%	50.6%
% of FP17s for Band 1 Urgent Courses	5	201	2.5%	9.7%	9.2%	9.1%
% of FP17s Relating to Free Repair or Replacements	0	201	0.0%	1.1%	1.0%	0.8%
% of FP17s Relating to Continuations	1	201	0.5%	1.3%	1.2%	1.1%
% of Patients satisfied with the dentistry they have received	0	1	N/A	92.4%	91.6%	91.4%
% of Patients satisfied with the time they had to wait for an appointment	1	1	N/A	91.5%	88.1%	87.7%

* This is based on patients treated on this contract for their most recent course of treatment. Figures in italics indicate the base number of FP17s or Patient Questionnaire responses are less than 100. N/A is shown where the base number of responses is less than 10 during the period. % is calculated as Quantity/Base number*100

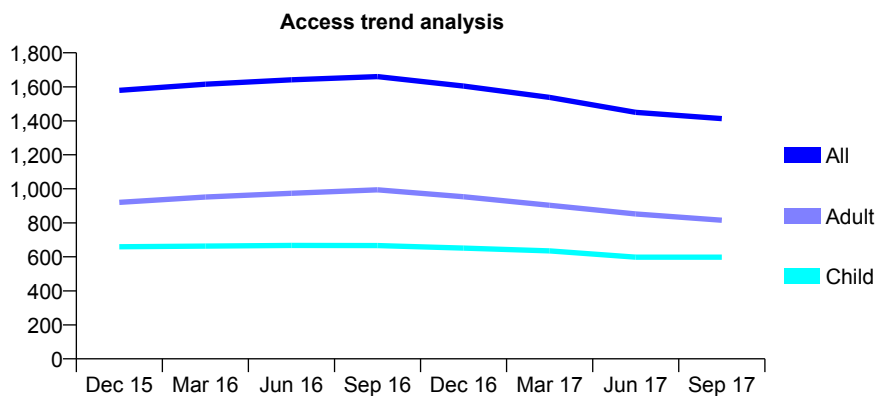
Q44 - Vital Signs At a Glance Contract Report for 141380/0001 - September 2017

Name or company name	Jackson & Lax
Contract type name	GDS Contract
Purpose of contract	General
Contract start date	01/04/2009
Contract end date	

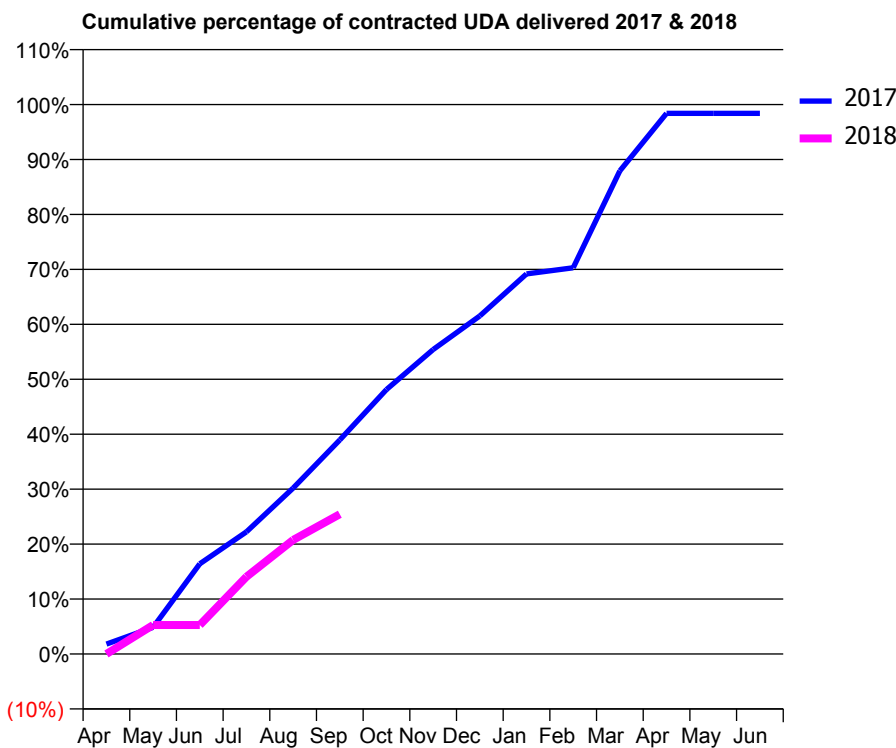
17/18 Contracted general activity (UDA)	5,081
Carry forward general activity (UDA)	0
17/18 Contracted orthodontic activity (UOA)	0
Carry forward orthodontic activity (UOA)	0
Baseline contract value	£131,179.58

ACCESS*

Patients seen in 24 months	Total	Change since previous quarter
Quarter ending September 2016	1,660	
Quarter ending December 2016	1,604	↓
Quarter ending March 2017	1,538	↓
Quarter ending June 2017	1,450	↓
Quarter ending September 2017	1,413	↓
Variance since September 2016	(14.9%)	↓



ACTIVITY



Adjusted Scheduled Activity (UDA)		
Month	2017	2018
April	90	0
May	244	268
June	821	268
July	1,113	714
August	1,510	1,055
September	1,948	1,293
October	2,407	
November	2,770	
December	3,077	
January	3,458	
February	3,515	
March	4,396	
April	4,919	
May	4,919	
June	4,919	

QUALITY

	Quantity	Base Number	Contract	AT	Region	England
% of FP17s for the same patient ID Re-attending within 3 months - Children	34	440	7.7%	12.0%	12.8%	11.9%
% of FP17s for the same patient ID Re-attending within 3 months - Adults	38	370	10.3%	17.1%	16.5%	15.9%
% of FP17s for the same patient ID Re-attending between 3 & 9 months - Children	290	440	65.9%	57.6%	59.7%	58.1%
% of FP17s for the same patient ID Re-attending between 3 & 9 months - Adults	208	370	56.2%	51.1%	53.0%	50.6%
% of FP17s for Band 1 Urgent Courses	34	673	5.1%	9.7%	9.2%	9.1%
% of FP17s Relating to Free Repair or Replacements	0	673	0.0%	1.1%	1.0%	0.8%
% of FP17s Relating to Continuations	11	673	1.6%	1.3%	1.2%	1.1%
% of Patients satisfied with the dentistry they have received	4	4	N/A	92.4%	91.6%	91.4%
% of Patients satisfied with the time they had to wait for an appointment	2	4	N/A	91.5%	88.1%	87.7%

* This is based on patients treated on this contract for their most recent course of treatment. Figures in italics indicate the base number of FP17s or Patient Questionnaire responses are less than 100. N/A is shown where the base number of responses is less than 10 during the period. % is calculated as Quantity/Base number*100

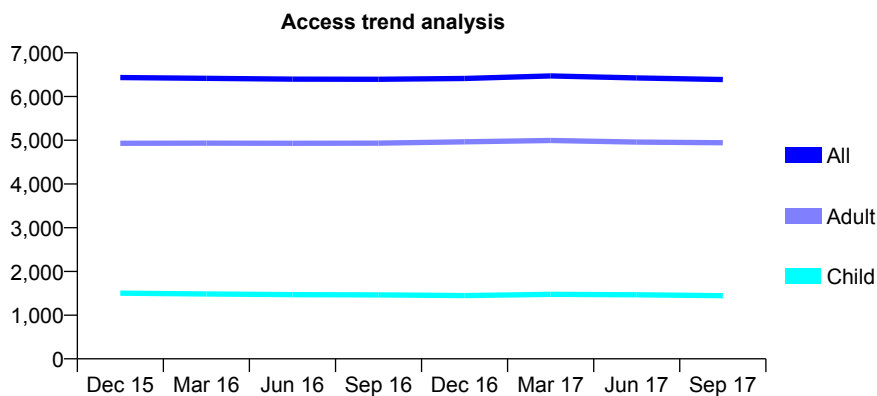
Q44 - Vital Signs At a Glance Contract Report for 142239/0001 - September 2017

Name or company name	Banks House Dental Practice
Contract type name	GDS Contract
Purpose of contract	General
Contract start date	01/04/2006
Contract end date	

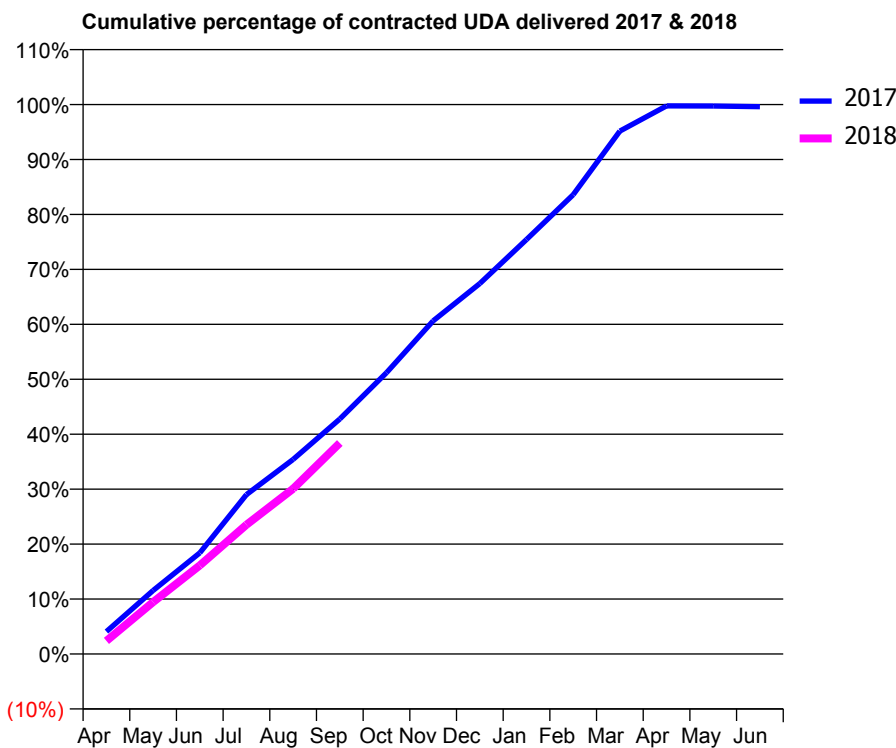
17/18 Contracted general activity (UDA)	18,342
Carry forward general activity (UDA)	71
17/18 Contracted orthodontic activity (UOA)	0
Carry forward orthodontic activity (UOA)	0
Baseline contract value	£535,828.68

ACCESS*

Patients seen in 24 months	Total	Change since previous quarter
Quarter ending September 2016	6,396	
Quarter ending December 2016	6,413	→
Quarter ending March 2017	6,471	→
Quarter ending June 2017	6,424	→
Quarter ending September 2017	6,387	→
Variance since September 2016	(0.1%)	→



ACTIVITY



Month	Adjusted Scheduled Activity (UDA)	
	2017	2018
April	751	439
May	2,120	1,735
June	3,378	2,956
July	5,322	4,315
August	6,495	5,515
September	7,846	7,044
October	9,389	
November	11,121	
December	12,367	
January	13,836	
February	15,332	
March	17,453	
April	18,297	
May	18,290	
June	18,271	

QUALITY

	Quantity	Base Number	Contract	AT	Region	England
% of FP17s for the same patient ID Re-attending within 3 months - Children	144	1,052	13.7%	12.0%	12.8%	11.9%
% of FP17s for the same patient ID Re-attending within 3 months - Adults	326	2,541	12.8%	17.1%	16.5%	15.9%
% of FP17s for the same patient ID Re-attending between 3 & 9 months - Children	637	1,052	60.6%	57.6%	59.7%	58.1%
% of FP17s for the same patient ID Re-attending between 3 & 9 months - Adults	889	2,541	35.0%	51.1%	53.0%	50.6%
% of FP17s for Band 1 Urgent Courses	202	3,291	6.1%	9.7%	9.2%	9.1%
% of FP17s Relating to Free Repair or Replacements	79	3,291	2.4%	1.1%	1.0%	0.8%
% of FP17s Relating to Continuations	16	3,291	0.5%	1.3%	1.2%	1.1%
% of Patients satisfied with the dentistry they have received	14	14	100.0%	92.4%	91.6%	91.4%
% of Patients satisfied with the time they had to wait for an appointment	14	14	100.0%	91.5%	88.1%	87.7%

* This is based on patients treated on this contract for their most recent course of treatment. Figures in italics indicate the base number of FP17s or Patient Questionnaire responses are less than 100. N/A is shown where the base number of responses is less than 10 during the period. % is calculated as Quantity/Base number*100

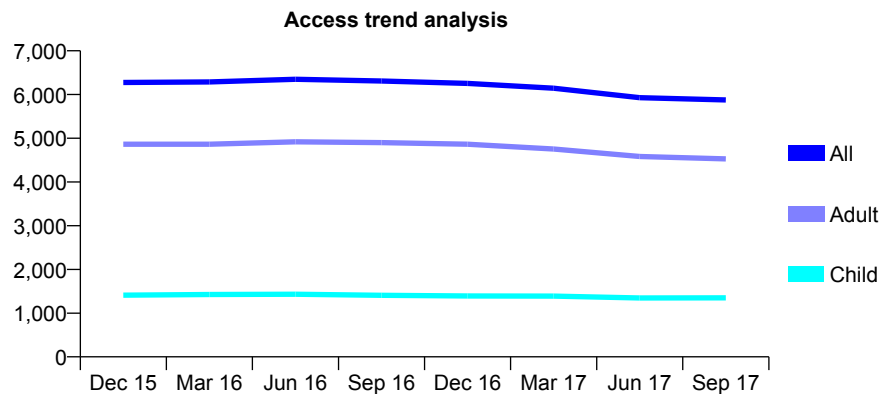
Q44 - Vital Signs At a Glance Contract Report for 143243/0001 - September 2017

Name or company name	IDH Ltd
Contract type name	GDS Contract
Purpose of contract	General
Contract start date	01/07/2008
Contract end date	

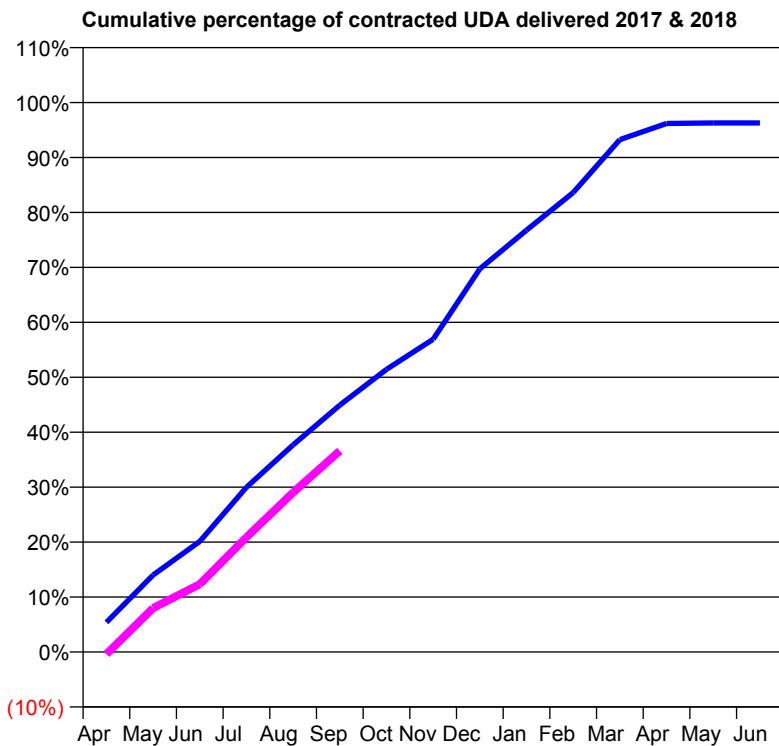
17/18 Contracted general activity (UDA)	16,035
Carry forward general activity (UDA)	598
17/18 Contracted orthodontic activity (UOA)	0
Carry forward orthodontic activity (UOA)	0
Baseline contract value	£460,092.24

ACCESS*

Patients seen in 24 months	Total	Change since previous quarter
Quarter ending September 2016	6,309	
Quarter ending December 2016	6,253	→
Quarter ending March 2017	6,143	↓
Quarter ending June 2017	5,929	↓
Quarter ending September 2017	5,876	→
Variance since September 2016	(6.9%)	↓



ACTIVITY



Month	Adjusted Scheduled Activity (UDA)	
	2017	2018
April	867	-64
May	2,248	1,282
June	3,228	1,981
July	4,809	3,350
August	6,045	4,657
September	7,204	5,870
October	8,246	
November	9,126	
December	11,183	
January	12,310	
February	13,407	
March	14,950	
April	15,422	
May	15,437	
June	15,437	

QUALITY

	Quantity	Base Number	Contract	AT	Region	England
% of FP17s for the same patient ID Re-attending within 3 months - Children	57	884	6.4%	12.0%	12.8%	11.9%
% of FP17s for the same patient ID Re-attending within 3 months - Adults	380	2,576	14.8%	17.1%	16.5%	15.9%
% of FP17s for the same patient ID Re-attending between 3 & 9 months - Children	491	884	55.5%	57.6%	59.7%	58.1%
% of FP17s for the same patient ID Re-attending between 3 & 9 months - Adults	1,199	2,576	46.5%	51.1%	53.0%	50.6%
% of FP17s for Band 1 Urgent Courses	218	3,250	6.7%	9.7%	9.2%	9.1%
% of FP17s Relating to Free Repair or Replacements	20	3,250	0.6%	1.1%	1.0%	0.8%
% of FP17s Relating to Continuations	100	3,250	3.1%	1.3%	1.2%	1.1%
% of Patients satisfied with the dentistry they have received	10	11	90.9%	92.4%	91.6%	91.4%
% of Patients satisfied with the time they had to wait for an appointment	10	11	90.9%	91.5%	88.1%	87.7%

* This is based on patients treated on this contract for their most recent course of treatment. Figures in italics indicate the base number of FP17s or Patient Questionnaire responses are less than 100. N/A is shown where the base number of responses is less than 10 during the period. % is calculated as Quantity/Base number*100

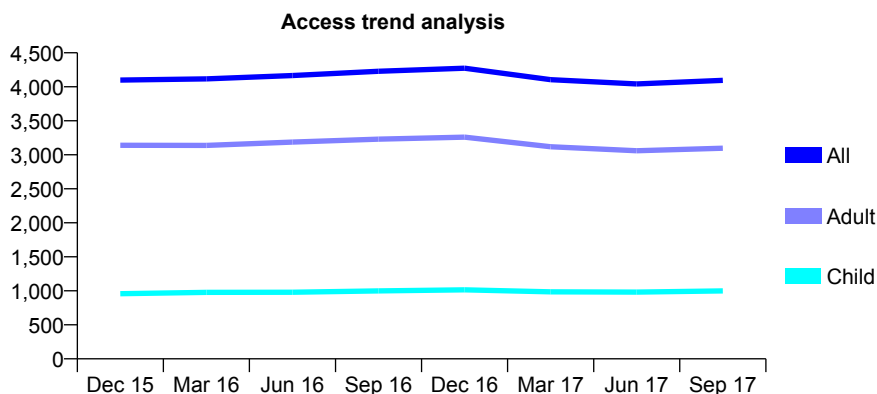
Q44 - Vital Signs At a Glance Contract Report for 143243/0002 - September 2017

Name or company name	IDH Ltd
Contract type name	GDS Contract
Purpose of contract	General
Contract start date	01/07/2008
Contract end date	

17/18 Contracted general activity (UDA)	12,500
Carry forward general activity (UDA)	0
17/18 Contracted orthodontic activity (UOA)	0
Carry forward orthodontic activity (UOA)	0
Baseline contract value	£314,987.13

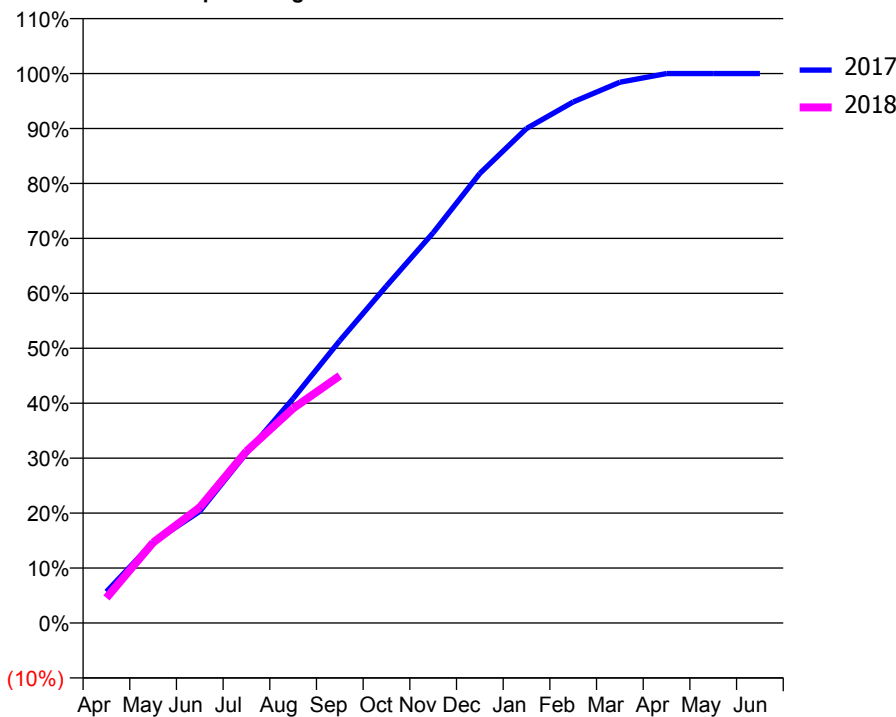
ACCESS*

Patients seen in 24 months	Total	Change since previous quarter
Quarter ending September 2016	4,229	
Quarter ending December 2016	4,274	→
Quarter ending March 2017	4,104	↓
Quarter ending June 2017	4,042	↓
Quarter ending September 2017	4,096	→
Variance since September 2016	(3.1%)	↓



ACTIVITY

Cumulative percentage of contracted UDA delivered 2017 & 2018



Month	Adjusted Scheduled Activity (UDA)	
	2017	2018
April	722	573
May	1,864	1,831
June	2,580	2,632
July	3,928	3,907
August	5,187	4,882
September	6,525	5,625
October	7,788	
November	9,015	
December	10,389	
January	11,426	
February	12,040	
March	12,494	
April	12,694	
May	12,696	
June	12,696	

QUALITY

	Quantity	Base Number	Contract	AT	Region	England
% of FP17s for the same patient ID Re-attending within 3 months - Children	53	796	6.7%	12.0%	12.8%	11.9%
% of FP17s for the same patient ID Re-attending within 3 months - Adults	249	2,131	11.7%	17.1%	16.5%	15.9%
% of FP17s for the same patient ID Re-attending between 3 & 9 months - Children	450	796	56.5%	57.6%	59.7%	58.1%
% of FP17s for the same patient ID Re-attending between 3 & 9 months - Adults	1,202	2,131	56.4%	51.1%	53.0%	50.6%
% of FP17s for Band 1 Urgent Courses	241	2,829	8.5%	9.7%	9.2%	9.1%
% of FP17s Relating to Free Repair or Replacements	20	2,829	0.7%	1.1%	1.0%	0.8%
% of FP17s Relating to Continuations	40	2,829	1.4%	1.3%	1.2%	1.1%
% of Patients satisfied with the dentistry they have received	11	11	100.0%	92.4%	91.6%	91.4%
% of Patients satisfied with the time they had to wait for an appointment	10	11	90.9%	91.5%	88.1%	87.7%

* This is based on patients treated on this contract for their most recent course of treatment. Figures in italics indicate the base number of FP17s or Patient Questionnaire responses are less than 100. N/A is shown where the base number of responses is less than 10 during the period. % is calculated as Quantity/Base number*100

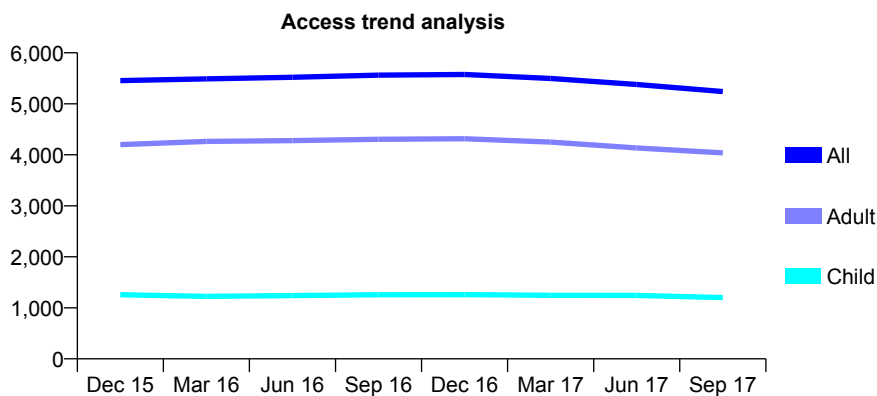
Q44 - Vital Signs At a Glance Contract Report for 143243/0003 - September 2017

Name or company name	IDH Ltd
Contract type name	GDS Contract
Purpose of contract	General
Contract start date	01/07/2008
Contract end date	

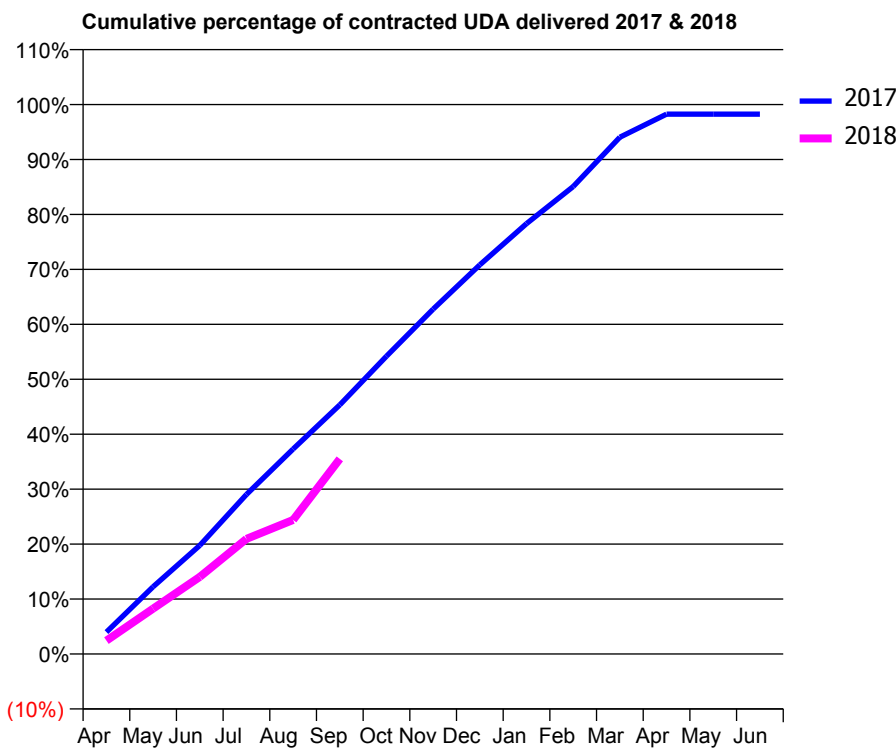
17/18 Contracted general activity (UDA)	15,700
Carry forward general activity (UDA)	274
17/18 Contracted orthodontic activity (UOA)	0
Carry forward orthodontic activity (UOA)	0
Baseline contract value	£443,389.02

ACCESS*

Patients seen in 24 months	Total	Change since previous quarter
Quarter ending September 2016	5,562	
Quarter ending December 2016	5,574	→
Quarter ending March 2017	5,496	↓
Quarter ending June 2017	5,379	↓
Quarter ending September 2017	5,241	↓
Variance since September 2016	(5.8%)	↓



ACTIVITY



Month	Adjusted Scheduled Activity (UDA)	
	2017	2018
April	627	381
May	1,922	1,296
June	3,105	2,205
July	4,559	3,291
August	5,857	3,830
September	7,119	5,576
October	8,511	
November	9,856	
December	11,121	
January	12,297	
February	13,356	
March	14,765	
April	15,426	
May	15,426	
June	15,426	

QUALITY

	Quantity	Base Number	Contract	AT	Region	England
% of FP17s for the same patient ID Re-attending within 3 months - Children	55	874	6.3%	12.0%	12.8%	11.9%
% of FP17s for the same patient ID Re-attending within 3 months - Adults	425	2,487	17.1%	17.1%	16.5%	15.9%
% of FP17s for the same patient ID Re-attending between 3 & 9 months - Children	558	874	63.8%	57.6%	59.7%	58.1%
% of FP17s for the same patient ID Re-attending between 3 & 9 months - Adults	1,182	2,487	47.5%	51.1%	53.0%	50.6%
% of FP17s for Band 1 Urgent Courses	326	3,117	10.5%	9.7%	9.2%	9.1%
% of FP17s Relating to Free Repair or Replacements	43	3,117	1.4%	1.1%	1.0%	0.8%
% of FP17s Relating to Continuations	73	3,117	2.3%	1.3%	1.2%	1.1%
% of Patients satisfied with the dentistry they have received	24	24	100.0%	92.4%	91.6%	91.4%
% of Patients satisfied with the time they had to wait for an appointment	23	24	95.8%	91.5%	88.1%	87.7%

* This is based on patients treated on this contract for their most recent course of treatment. Figures in italics indicate the base number of FP17s or Patient Questionnaire responses are less than 100. N/A is shown where the base number of responses is less than 10 during the period. % is calculated as Quantity/Base number*100

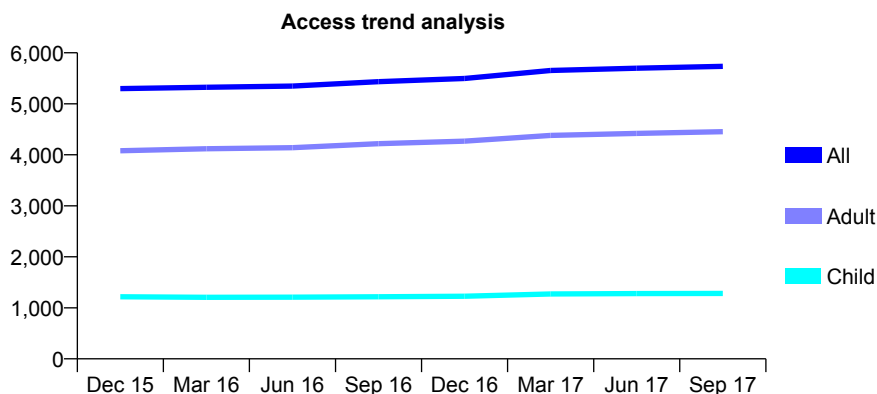
Q44 - Vital Signs At a Glance Contract Report for 143243/0004 - September 2017

Name or company name	IDH Ltd
Contract type name	GDS Contract
Purpose of contract	General
Contract start date	01/07/2008
Contract end date	

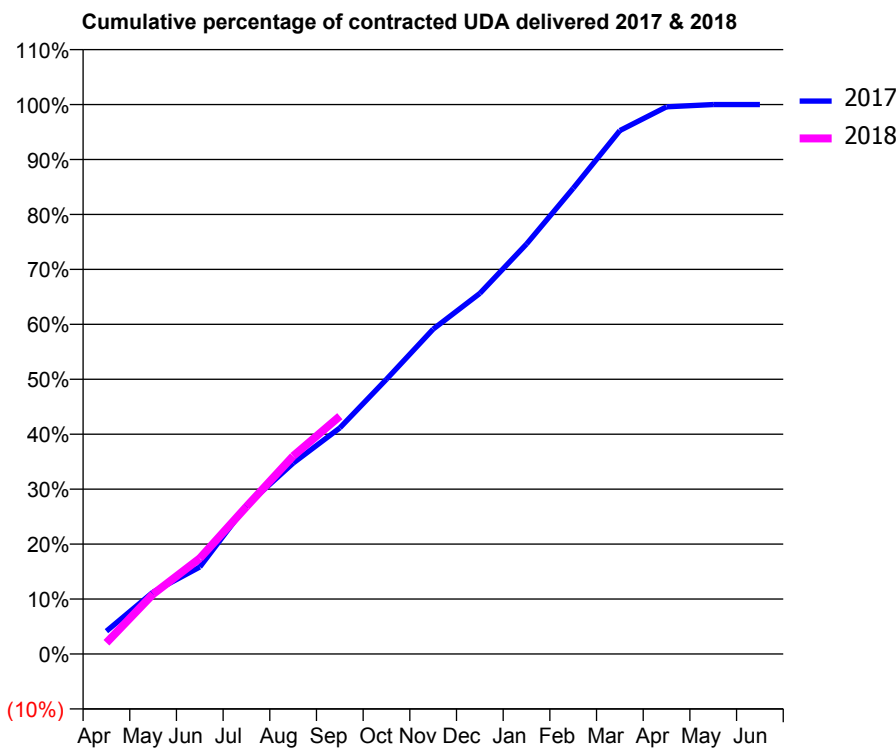
17/18 Contracted general activity (UDA)	17,095
Carry forward general activity (UDA)	0
17/18 Contracted orthodontic activity (UOA)	0
Carry forward orthodontic activity (UOA)	0
Baseline contract value	£367,821.61

ACCESS*

Patients seen in 24 months	Total	Change since previous quarter
Quarter ending September 2016	5,434	
Quarter ending December 2016	5,496	→
Quarter ending March 2017	5,653	↑
Quarter ending June 2017	5,699	→
Quarter ending September 2017	5,735	→
Variance since September 2016	5.5%	↑



ACTIVITY



Month	Adjusted Scheduled Activity (UDA)	
	2017	2018
April	717	349
May	1,940	1,866
June	2,725	2,978
July	4,652	4,587
August	5,981	6,157
September	7,081	7,397
October	8,606	
November	10,177	
December	11,297	
January	12,842	
February	14,586	
March	16,395	
April	17,139	
May	17,211	
June	17,212	

QUALITY

	Quantity	Base Number	Contract	AT	Region	England
% of FP17s for the same patient ID Re-attending within 3 months - Children	45	930	4.8%	12.0%	12.8%	11.9%
% of FP17s for the same patient ID Re-attending within 3 months - Adults	340	2,869	11.9%	17.1%	16.5%	15.9%
% of FP17s for the same patient ID Re-attending between 3 & 9 months - Children	563	930	60.5%	57.6%	59.7%	58.1%
% of FP17s for the same patient ID Re-attending between 3 & 9 months - Adults	1,630	2,869	56.8%	51.1%	53.0%	50.6%
% of FP17s for Band 1 Urgent Courses	232	3,450	6.7%	9.7%	9.2%	9.1%
% of FP17s Relating to Free Repair or Replacements	38	3,450	1.1%	1.1%	1.0%	0.8%
% of FP17s Relating to Continuations	43	3,450	1.2%	1.3%	1.2%	1.1%
% of Patients satisfied with the dentistry they have received	15	17	88.2%	92.4%	91.6%	91.4%
% of Patients satisfied with the time they had to wait for an appointment	14	17	82.4%	91.5%	88.1%	87.7%

* This is based on patients treated on this contract for their most recent course of treatment. Figures in italics indicate the base number of FP17s or Patient Questionnaire responses are less than 100. N/A is shown where the base number of responses is less than 10 during the period. % is calculated as Quantity/Base number*100

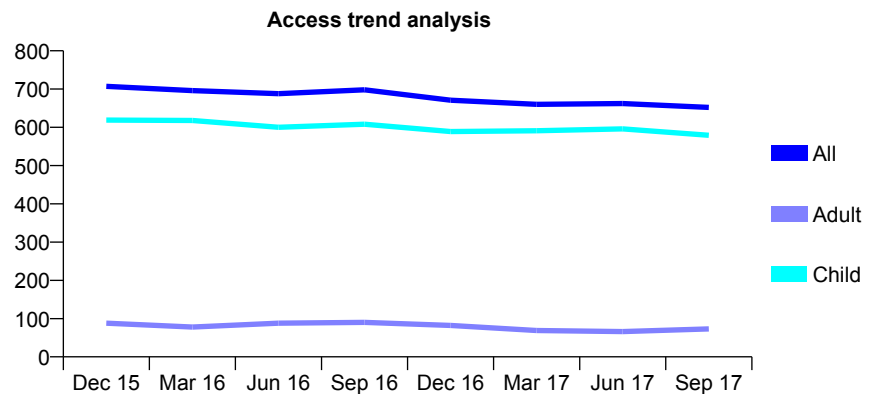
Q44 - Vital Signs At a Glance Contract Report for 144606/0001 - September 2017

Name or company name	Rock House Dental Practice
Contract type name	GDS Contract
Purpose of contract	General
Contract start date	01/11/2011
Contract end date	

17/18 Contracted general activity (UDA)	1,498
Carry forward general activity (UDA)	0
17/18 Contracted orthodontic activity (UOA)	0
Carry forward orthodontic activity (UOA)	0
Baseline contract value	£38,485.41

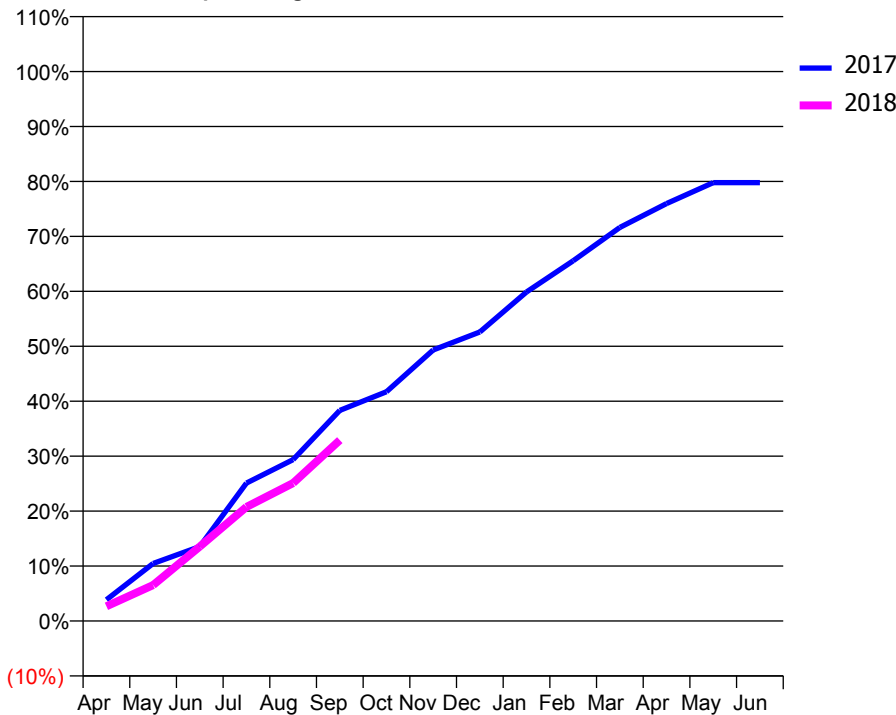
ACCESS*

Patients seen in 24 months	Total	Change since previous quarter
Quarter ending September 2016	698	
Quarter ending December 2016	671	↓
Quarter ending March 2017	660	↓
Quarter ending June 2017	662	→
Quarter ending September 2017	652	↓
Variance since September 2016	(6.6%)	↓



ACTIVITY

Cumulative percentage of contracted UDA delivered 2017 & 2018



Month	Adjusted Scheduled Activity (UDA)	
	2017	2018
April	58	40
May	157	98
June	203	203
July	376	311
August	440	376
September	574	493
October	625	
November	739	
December	788	
January	897	
February	982	
March	1,073	
April	1,138	
May	1,195	
June	1,195	

QUALITY

	Quantity	Base Number	Contract	AT	Region	England
% of FP17s for the same patient ID Re-attending within 3 months - Children	26	481	5.4%	12.0%	12.8%	11.9%
% of FP17s for the same patient ID Re-attending within 3 months - Adults	0	0	N/A	17.1%	16.5%	15.9%
% of FP17s for the same patient ID Re-attending between 3 & 9 months - Children	287	481	59.7%	57.6%	59.7%	58.1%
% of FP17s for the same patient ID Re-attending between 3 & 9 months - Adults	0	0	N/A	51.1%	53.0%	50.6%
% of FP17s for Band 1 Urgent Courses	0	397	0.0%	9.7%	9.2%	9.1%
% of FP17s Relating to Free Repair or Replacements	0	397	0.0%	1.1%	1.0%	0.8%
% of FP17s Relating to Continuations	9	397	2.3%	1.3%	1.2%	1.1%
% of Patients satisfied with the dentistry they have received	5	5	N/A	92.4%	91.6%	91.4%
% of Patients satisfied with the time they had to wait for an appointment	5	5	N/A	91.5%	88.1%	87.7%

* This is based on patients treated on this contract for their most recent course of treatment. Figures in italics indicate the base number of FP17s or Patient Questionnaire responses are less than 100. N/A is shown where the base number of responses is less than 10 during the period. % is calculated as Quantity/Base number*100

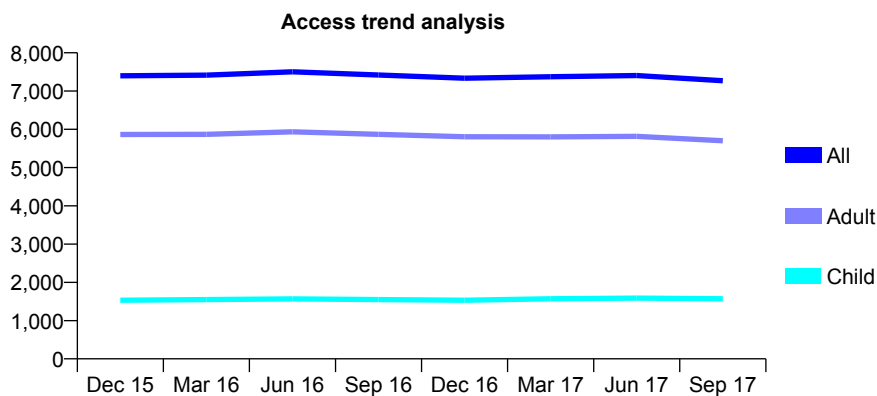
Q44 - Vital Signs At a Glance Contract Report for 144673/0001 - September 2017

Name or company name	WK Dent Limited
Contract type name	GDS Contract
Purpose of contract	General
Contract start date	01/04/2010
Contract end date	

17/18 Contracted general activity (UDA)	24,500
Carry forward general activity (UDA)	0
17/18 Contracted orthodontic activity (UOA)	0
Carry forward orthodontic activity (UOA)	0
Baseline contract value	£538,952.37

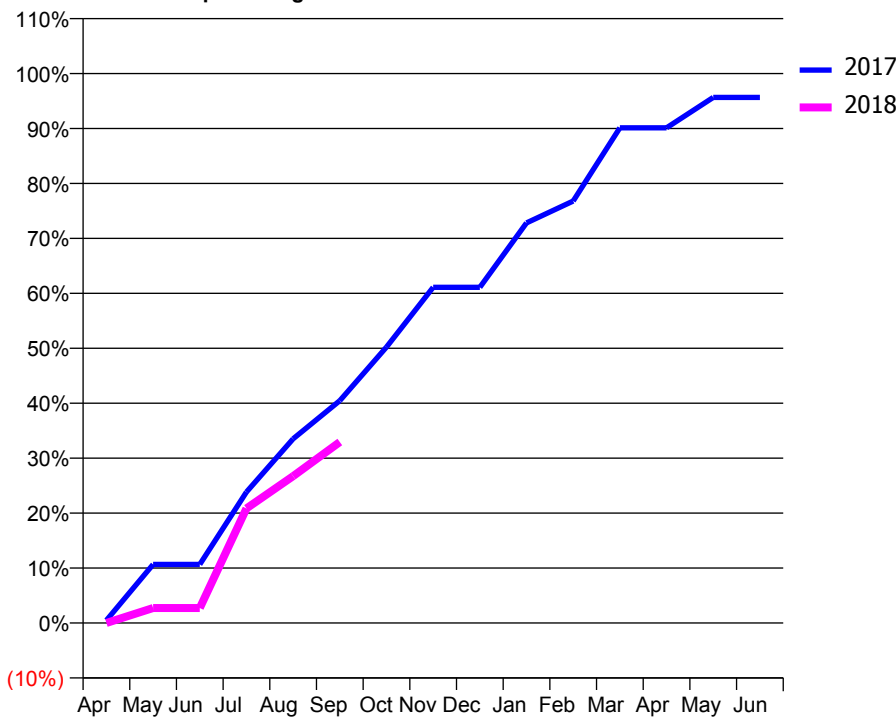
ACCESS*

Patients seen in 24 months	Total	Change since previous quarter
Quarter ending September 2016	7,420	
Quarter ending December 2016	7,337	↓
Quarter ending March 2017	7,374	→
Quarter ending June 2017	7,406	→
Quarter ending September 2017	7,270	↓
Variance since September 2016	(2.0%)	↓



ACTIVITY

Cumulative percentage of contracted UDA delivered 2017 & 2018



Month	Adjusted Scheduled Activity (UDA)	
	2017	2018
April	122	0
May	2,615	671
June	2,615	671
July	5,841	5,109
August	8,214	6,552
September	9,914	8,073
October	12,307	
November	14,970	
December	14,970	
January	17,839	
February	18,816	
March	22,080	
April	22,080	
May	23,435	
June	23,435	

QUALITY

	Quantity	Base Number	Contract	AT	Region	England
% of FP17s for the same patient ID Re-attending within 3 months - Children	78	1,261	6.2%	12.0%	12.8%	11.9%
% of FP17s for the same patient ID Re-attending within 3 months - Adults	610	4,225	14.4%	17.1%	16.5%	15.9%
% of FP17s for the same patient ID Re-attending between 3 & 9 months - Children	949	1,261	75.3%	57.6%	59.7%	58.1%
% of FP17s for the same patient ID Re-attending between 3 & 9 months - Adults	2,945	4,225	69.7%	51.1%	53.0%	50.6%
% of FP17s for Band 1 Urgent Courses	215	4,755	4.5%	9.7%	9.2%	9.1%
% of FP17s Relating to Free Repair or Replacements	27	4,755	0.6%	1.1%	1.0%	0.8%
% of FP17s Relating to Continuations	14	4,755	0.3%	1.3%	1.2%	1.1%
% of Patients satisfied with the dentistry they have received	14	16	87.5%	92.4%	91.6%	91.4%
% of Patients satisfied with the time they had to wait for an appointment	13	16	81.3%	91.5%	88.1%	87.7%

* This is based on patients treated on this contract for their most recent course of treatment. Figures in italics indicate the base number of FP17s or Patient Questionnaire responses are less than 100. N/A is shown where the base number of responses is less than 10 during the period. % is calculated as Quantity/Base number*100

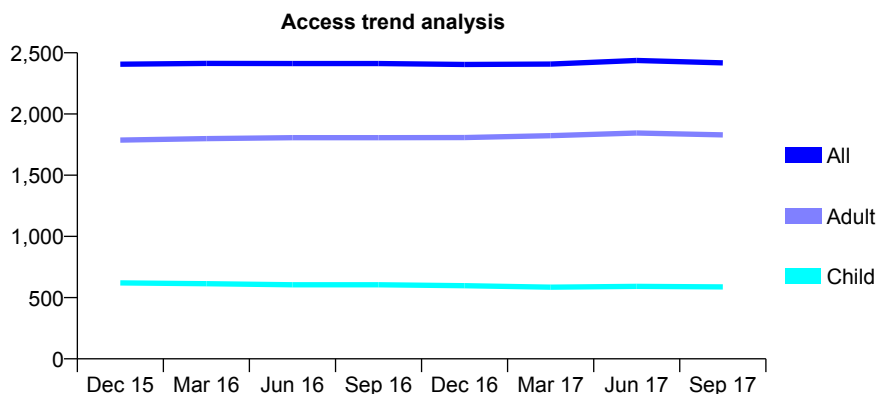
Q44 - Vital Signs At a Glance Contract Report for 145378/0001 - September 2017

Name or company name	Medinox Ltd
Contract type name	GDS Contract
Purpose of contract	General
Contract start date	01/01/2007
Contract end date	

17/18 Contracted general activity (UDA)	8,631
Carry forward general activity (UDA)	0
17/18 Contracted orthodontic activity (UOA)	0
Carry forward orthodontic activity (UOA)	0
Baseline contract value	£207,572.67

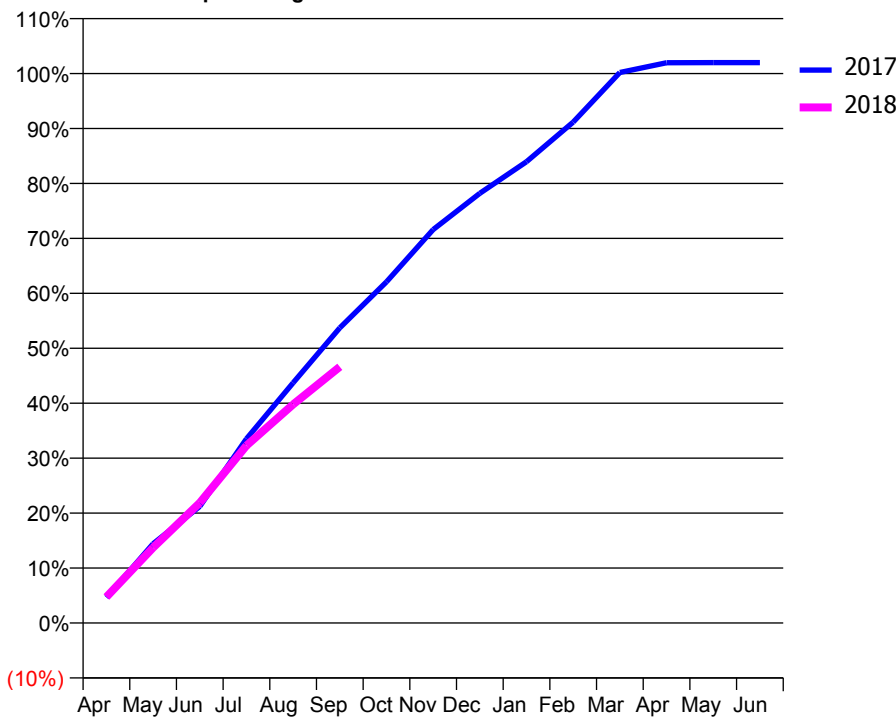
ACCESS*

Patients seen in 24 months	Total	Change since previous quarter
Quarter ending September 2016	2,412	
Quarter ending December 2016	2,405	→
Quarter ending March 2017	2,408	→
Quarter ending June 2017	2,437	→
Quarter ending September 2017	2,418	→
Variance since September 2016	0.2%	→



ACTIVITY

Cumulative percentage of contracted UDA delivered 2017 & 2018



Month	Adjusted Scheduled Activity (UDA)	
	2017	2018
April	401	410
May	1,244	1,184
June	1,832	1,887
July	2,894	2,786
August	3,772	3,434
September	4,636	4,025
October	5,359	
November	6,179	
December	6,750	
January	7,246	
February	7,868	
March	8,647	
April	8,800	
May	8,801	
June	8,801	

QUALITY

	Quantity	Base Number	Contract	AT	Region	England
% of FP17s for the same patient ID Re-attending within 3 months - Children	36	494	7.3%	12.0%	12.8%	11.9%
% of FP17s for the same patient ID Re-attending within 3 months - Adults	233	1,424	16.4%	17.1%	16.5%	15.9%
% of FP17s for the same patient ID Re-attending between 3 & 9 months - Children	324	494	65.6%	57.6%	59.7%	58.1%
% of FP17s for the same patient ID Re-attending between 3 & 9 months - Adults	762	1,424	53.5%	51.1%	53.0%	50.6%
% of FP17s for Band 1 Urgent Courses	86	1,842	4.7%	9.7%	9.2%	9.1%
% of FP17s Relating to Free Repair or Replacements	17	1,842	0.9%	1.1%	1.0%	0.8%
% of FP17s Relating to Continuations	42	1,842	2.3%	1.3%	1.2%	1.1%
% of Patients satisfied with the dentistry they have received	12	12	100.0%	92.4%	91.6%	91.4%
% of Patients satisfied with the time they had to wait for an appointment	12	12	100.0%	91.5%	88.1%	87.7%

* This is based on patients treated on this contract for their most recent course of treatment. Figures in italics indicate the base number of FP17s or Patient Questionnaire responses are less than 100. N/A is shown where the base number of responses is less than 10 during the period. % is calculated as Quantity/Base number*100

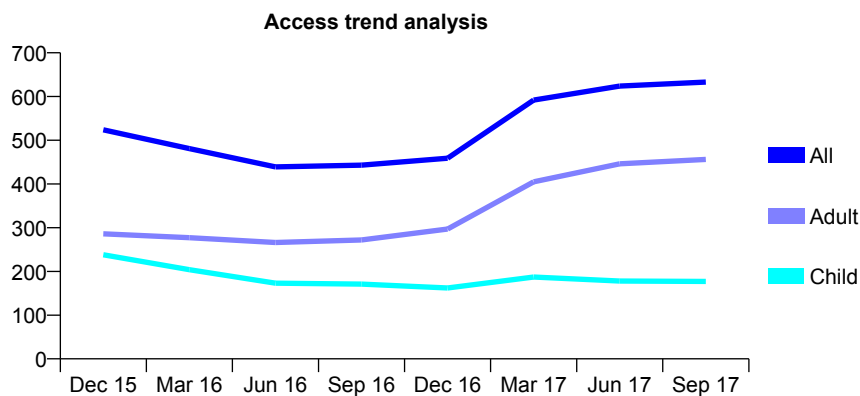
Q44 - Vital Signs At a Glance Contract Report for 146951/0001 - September 2017

Name or company name	Chester Smiles
Contract type name	GDS Contract
Purpose of contract	General
Contract start date	01/04/2014
Contract end date	

17/18 Contracted general activity (UDA)	1,400
Carry forward general activity (UDA)	0
17/18 Contracted orthodontic activity (UOA)	0
Carry forward orthodontic activity (UOA)	0
Baseline contract value	£29,916.49

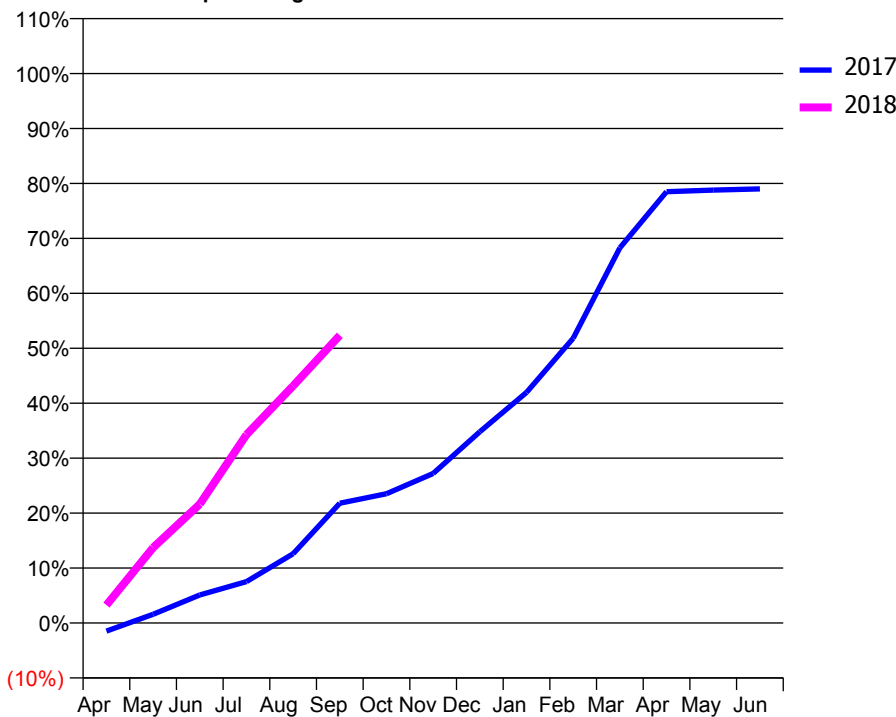
ACCESS*

Patients seen in 24 months	Total	Change since previous quarter
Quarter ending September 2016	443	
Quarter ending December 2016	459	↑
Quarter ending March 2017	592	↑
Quarter ending June 2017	624	↑
Quarter ending September 2017	633	→
Variance since September 2016	42.9%	↑



ACTIVITY

Cumulative percentage of contracted UDA delivered 2017 & 2018



Adjusted Scheduled Activity (UDA)

Month	2017	2018
April	-21	46
May	22	192
June	71	303
July	106	480
August	177	604
September	305	733
October	329	
November	381	
December	487	
January	588	
February	725	
March	956	
April	1,099	
May	1,103	
June	1,106	

QUALITY

	Quantity	Base Number	Contract	AT	Region	England
% of FP17s for the same patient ID Re-attending within 3 months - Children	14	156	9.0%	12.0%	12.8%	11.9%
% of FP17s for the same patient ID Re-attending within 3 months - Adults	50	329	15.2%	17.1%	16.5%	15.9%
% of FP17s for the same patient ID Re-attending between 3 & 9 months - Children	81	156	51.9%	57.6%	59.7%	58.1%
% of FP17s for the same patient ID Re-attending between 3 & 9 months - Adults	103	329	31.3%	51.1%	53.0%	50.6%
% of FP17s for Band 1 Urgent Courses	10	412	2.4%	9.7%	9.2%	9.1%
% of FP17s Relating to Free Repair or Replacements	0	412	0.0%	1.1%	1.0%	0.8%
% of FP17s Relating to Continuations	19	412	4.6%	1.3%	1.2%	1.1%
% of Patients satisfied with the dentistry they have received	1	1	N/A	92.4%	91.6%	91.4%
% of Patients satisfied with the time they had to wait for an appointment	1	1	N/A	91.5%	88.1%	87.7%

* This is based on patients treated on this contract for their most recent course of treatment. Figures in italics indicate the base number of FP17s or Patient Questionnaire responses are less than 100. N/A is shown where the base number of responses is less than 10 during the period. % is calculated as Quantity/Base number*100

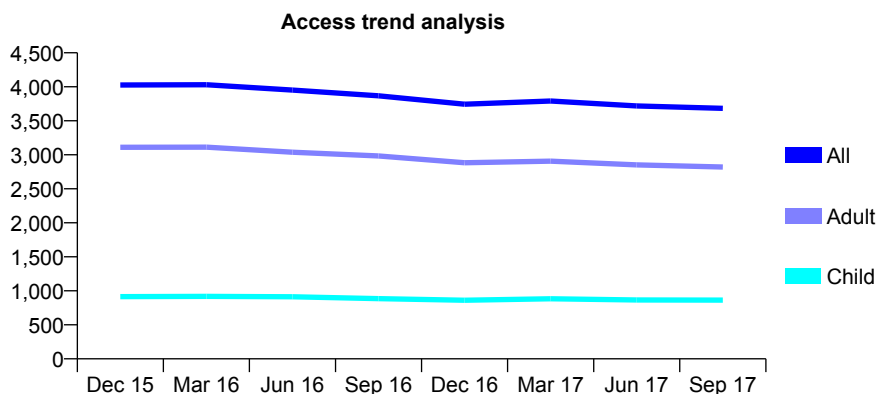
Q44 - Vital Signs At a Glance Contract Report for 146986/0001 - September 2017

Name or company name	Middlewich Street Dental Practice Ltd
Contract type name	GDS Contract
Purpose of contract	General
Contract start date	01/06/2011
Contract end date	

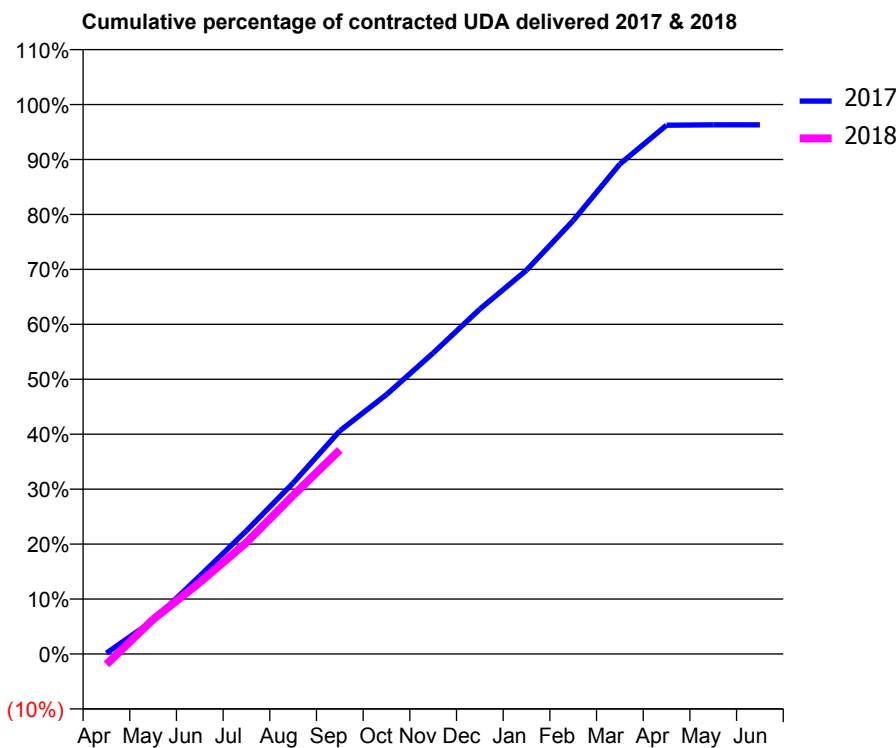
17/18 Contracted general activity (UDA)	12,106
Carry forward general activity (UDA)	449
17/18 Contracted orthodontic activity (UOA)	0
Carry forward orthodontic activity (UOA)	0
Baseline contract value	£346,699.13

ACCESS*

Patients seen in 24 months	Total	Change since previous quarter
Quarter ending September 2016	3,868	
Quarter ending December 2016	3,745	↓
Quarter ending March 2017	3,791	→
Quarter ending June 2017	3,718	↓
Quarter ending September 2017	3,683	→
Variance since September 2016	(4.8%)	↓



ACTIVITY



Month	Adjusted Scheduled Activity (UDA)	
	2017	2018
April	19	-230
May	738	762
June	1,721	1,577
July	2,717	2,457
August	3,767	3,496
September	4,917	4,496
October	5,716	
November	6,632	
December	7,599	
January	8,455	
February	9,548	
March	10,795	
April	11,648	
May	11,657	
June	11,657	

QUALITY

	Quantity	Base Number	Contract	AT	Region	England
% of FP17s for the same patient ID Re-attending within 3 months - Children	60	671	8.9%	12.0%	12.8%	11.9%
% of FP17s for the same patient ID Re-attending within 3 months - Adults	220	2,095	10.5%	17.1%	16.5%	15.9%
% of FP17s for the same patient ID Re-attending between 3 & 9 months - Children	385	671	57.4%	57.6%	59.7%	58.1%
% of FP17s for the same patient ID Re-attending between 3 & 9 months - Adults	1,289	2,095	61.5%	51.1%	53.0%	50.6%
% of FP17s for Band 1 Urgent Courses	113	2,420	4.7%	9.7%	9.2%	9.1%
% of FP17s Relating to Free Repair or Replacements	14	2,420	0.6%	1.1%	1.0%	0.8%
% of FP17s Relating to Continuations	11	2,420	0.5%	1.3%	1.2%	1.1%
% of Patients satisfied with the dentistry they have received	9	9	N/A	92.4%	91.6%	91.4%
% of Patients satisfied with the time they had to wait for an appointment	8	9	N/A	91.5%	88.1%	87.7%

* This is based on patients treated on this contract for their most recent course of treatment. Figures in italics indicate the base number of FP17s or Patient Questionnaire responses are less than 100. N/A is shown where the base number of responses is less than 10 during the period. % is calculated as Quantity/Base number*100

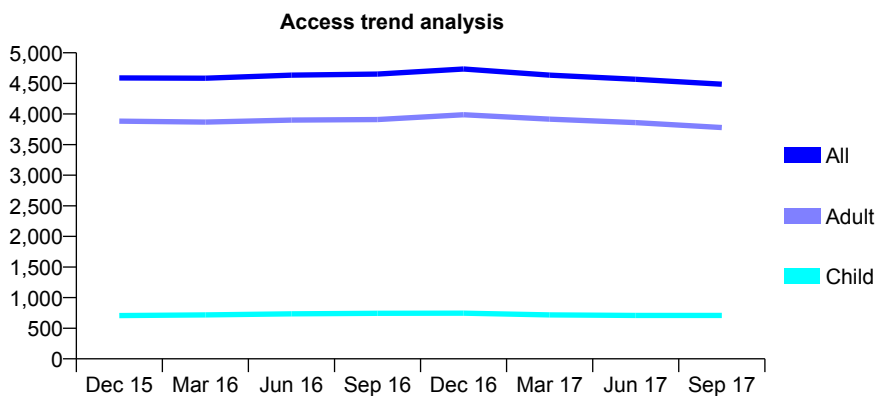
Q44 - Vital Signs At a Glance Contract Report for 147079/0001 - September 2017

Name or company name	McTooth Limited
Contract type name	GDS Contract
Purpose of contract	General
Contract start date	01/08/2010
Contract end date	

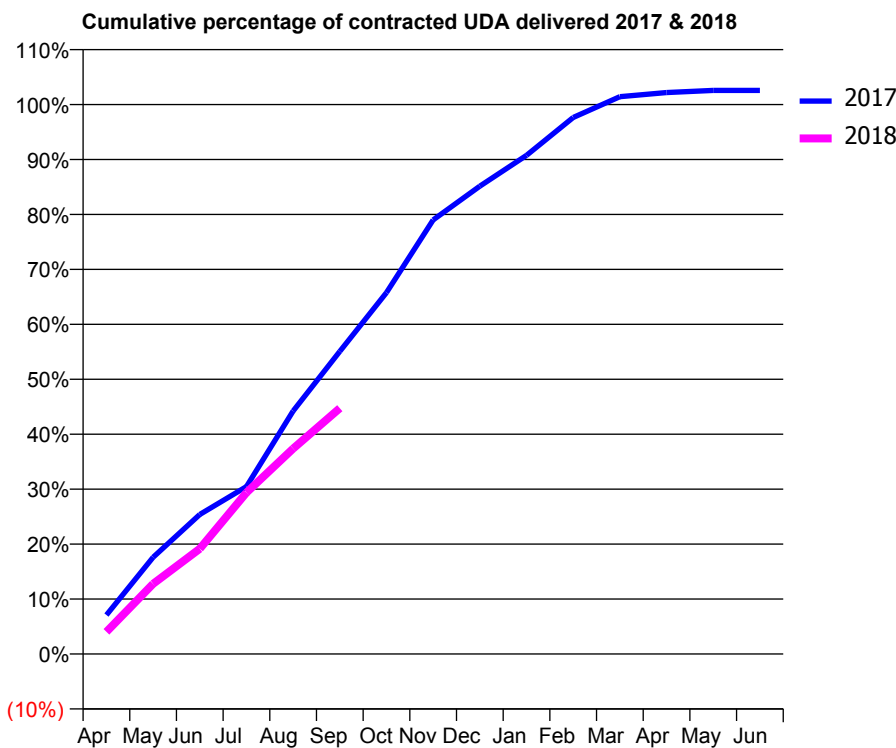
17/18 Contracted general activity (UDA)	13,128
Carry forward general activity (UDA)	0
17/18 Contracted orthodontic activity (UOA)	0
Carry forward orthodontic activity (UOA)	0
Baseline contract value	£321,268.49

ACCESS*

Patients seen in 24 months	Total	Change since previous quarter
Quarter ending September 2016	4,653	
Quarter ending December 2016	4,736	→
Quarter ending March 2017	4,634	↓
Quarter ending June 2017	4,568	↓
Quarter ending September 2017	4,487	↓
Variance since September 2016	(3.6%)	↓



ACTIVITY



Month	Adjusted Scheduled Activity (UDA)	
	2017	2018
April	952	529
May	2,357	1,678
June	3,402	2,514
July	4,079	3,855
August	5,924	4,907
September	7,376	5,873
October	8,806	
November	10,579	
December	11,402	
January	12,152	
February	13,075	
March	13,583	
April	13,683	
May	13,734	
June	13,736	

QUALITY

	Quantity	Base Number	Contract	AT	Region	England
% of FP17s for the same patient ID Re-attending within 3 months - Children	36	520	6.9%	12.0%	12.8%	11.9%
% of FP17s for the same patient ID Re-attending within 3 months - Adults	232	2,408	9.6%	17.1%	16.5%	15.9%
% of FP17s for the same patient ID Re-attending between 3 & 9 months - Children	247	520	47.5%	57.6%	59.7%	58.1%
% of FP17s for the same patient ID Re-attending between 3 & 9 months - Adults	1,347	2,408	55.9%	51.1%	53.0%	50.6%
% of FP17s for Band 1 Urgent Courses	230	2,874	8.0%	9.7%	9.2%	9.1%
% of FP17s Relating to Free Repair or Replacements	9	2,874	0.3%	1.1%	1.0%	0.8%
% of FP17s Relating to Continuations	7	2,874	0.2%	1.3%	1.2%	1.1%
% of Patients satisfied with the dentistry they have received	21	21	100.0%	92.4%	91.6%	91.4%
% of Patients satisfied with the time they had to wait for an appointment	20	21	95.2%	91.5%	88.1%	87.7%

* This is based on patients treated on this contract for their most recent course of treatment. Figures in italics indicate the base number of FP17s or Patient Questionnaire responses are less than 100. N/A is shown where the base number of responses is less than 10 during the period. % is calculated as Quantity/Base number*100

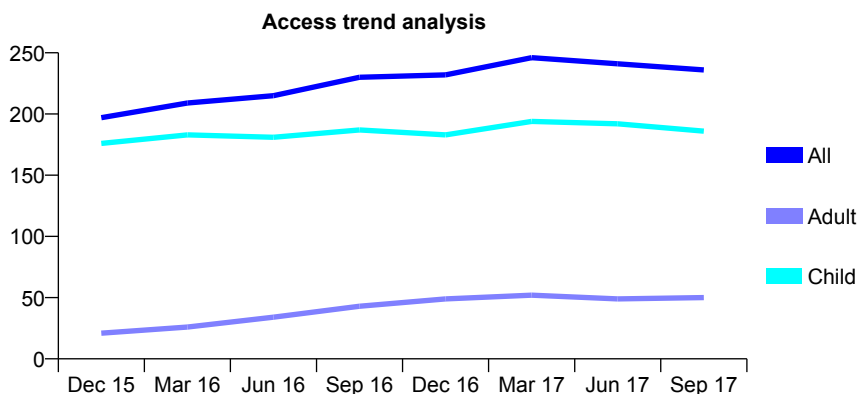
Q44 - Vital Signs At a Glance Contract Report for 148059/0001 - September 2017

Name or company name	Globe Dental Practice
Contract type name	GDS Contract
Purpose of contract	General
Contract start date	01/06/2015
Contract end date	

17/18 Contracted general activity (UDA)	1,299
Carry forward general activity (UDA)	0
17/18 Contracted orthodontic activity (UOA)	0
Carry forward orthodontic activity (UOA)	0
Baseline contract value	£30,743.77

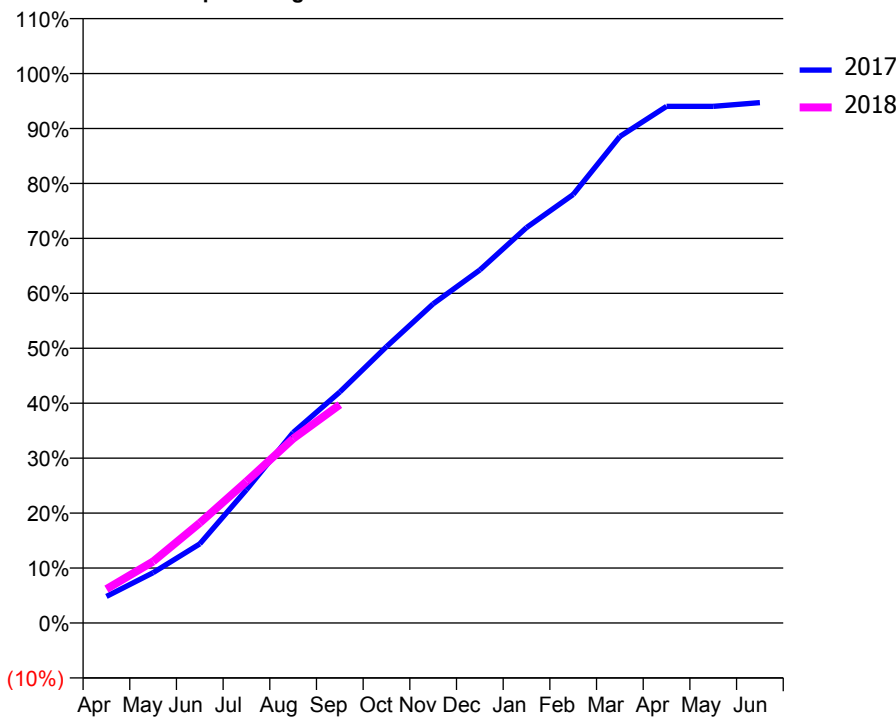
ACCESS*

Patients seen in 24 months	Total	Change since previous quarter
Quarter ending September 2016	230	
Quarter ending December 2016	232	→
Quarter ending March 2017	246	↑
Quarter ending June 2017	241	↓
Quarter ending September 2017	236	↓
Variance since September 2016	2.6%	↑



ACTIVITY

Cumulative percentage of contracted UDA delivered 2017 & 2018



Adjusted Scheduled Activity (UDA)

Month	2017	2018
April	63	80
May	119	145
June	187	237
July	315	335
August	450	436
September	546	516
October	653	
November	755	
December	835	
January	935	
February	1,013	
March	1,150	
April	1,221	
May	1,221	
June	1,230	

QUALITY

	Quantity	Base Number	Contract	AT	Region	England
% of FP17s for the same patient ID Re-attending within 3 months - Children	33	201	16.4%	12.0%	12.8%	11.9%
% of FP17s for the same patient ID Re-attending within 3 months - Adults	8	21	38.1%	17.1%	16.5%	15.9%
% of FP17s for the same patient ID Re-attending between 3 & 9 months - Children	123	201	61.2%	57.6%	59.7%	58.1%
% of FP17s for the same patient ID Re-attending between 3 & 9 months - Adults	10	21	47.6%	51.1%	53.0%	50.6%
% of FP17s for Band 1 Urgent Courses	6	206	2.9%	9.7%	9.2%	9.1%
% of FP17s Relating to Free Repair or Replacements	0	206	0.0%	1.1%	1.0%	0.8%
% of FP17s Relating to Continuations	0	206	0.0%	1.3%	1.2%	1.1%
% of Patients satisfied with the dentistry they have received	0	0	N/A	92.4%	91.6%	91.4%
% of Patients satisfied with the time they had to wait for an appointment	0	0	N/A	91.5%	88.1%	87.7%

* This is based on patients treated on this contract for their most recent course of treatment. Figures in italics indicate the base number of FP17s or Patient Questionnaire responses are less than 100. N/A is shown where the base number of responses is less than 10 during the period. % is calculated as Quantity/Base number*100

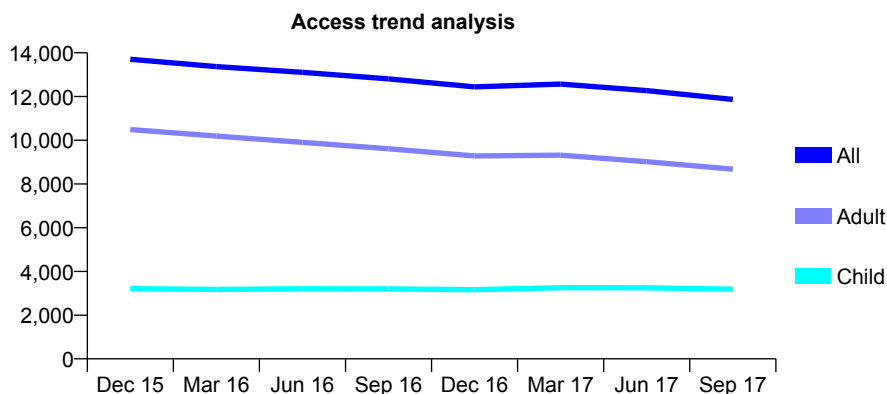
Q44 - Vital Signs At a Glance Contract Report for 150428/0001 - September 2017

Name or company name	The Parks Dental Partnership
Contract type name	GDS Contract
Purpose of contract	General
Contract start date	01/04/2011
Contract end date	

17/18 Contracted general activity (UDA)	39,868
Carry forward general activity (UDA)	0
17/18 Contracted orthodontic activity (UOA)	0
Carry forward orthodontic activity (UOA)	0
Baseline contract value	£1,206,060.09

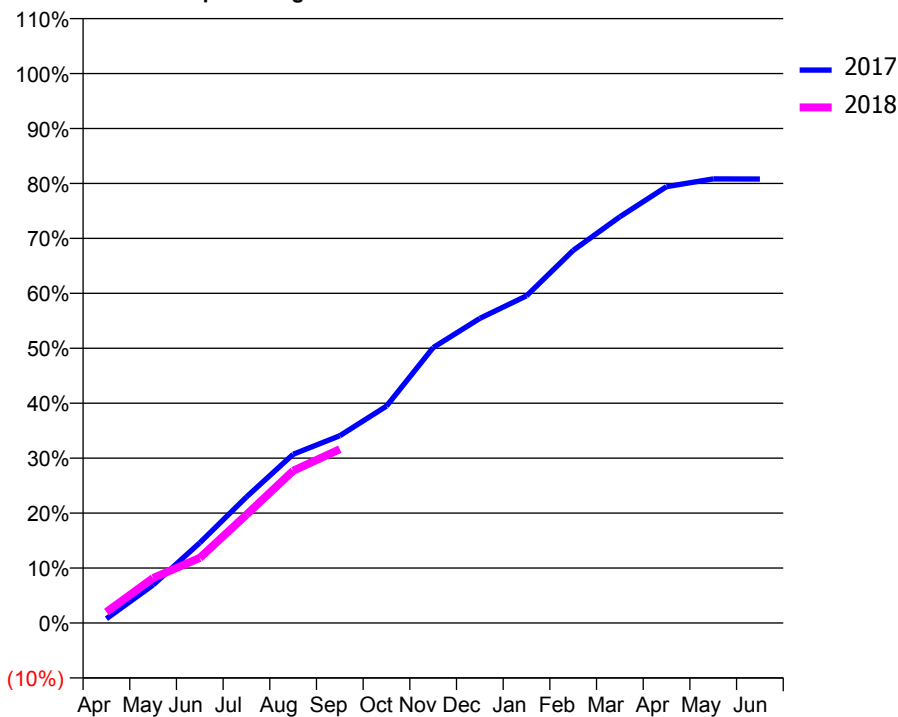
ACCESS*

Patients seen in 24 months	Total	Change since previous quarter
Quarter ending September 2016	12,805	
Quarter ending December 2016	12,444	↓
Quarter ending March 2017	12,568	→
Quarter ending June 2017	12,268	↓
Quarter ending September 2017	11,867	↓
Variance since September 2016	(7.3%)	↓



ACTIVITY

Cumulative percentage of contracted UDA delivered 2017 & 2018



Month	Adjusted Scheduled Activity (UDA)	
	2017	2018
April	319	801
May	2,765	3,265
June	5,818	4,727
July	9,150	7,865
August	12,244	11,041
September	13,583	12,610
October	15,731	
November	19,987	
December	22,101	
January	23,733	
February	27,038	
March	29,472	
April	31,659	
May	32,224	
June	32,211	

QUALITY

	Quantity	Base Number	Contract	AT	Region	England
% of FP17s for the same patient ID Re-attending within 3 months - Children	108	1,738	6.2%	12.0%	12.8%	11.9%
% of FP17s for the same patient ID Re-attending within 3 months - Adults	586	4,551	12.9%	17.1%	16.5%	15.9%
% of FP17s for the same patient ID Re-attending between 3 & 9 months - Children	578	1,738	33.3%	57.6%	59.7%	58.1%
% of FP17s for the same patient ID Re-attending between 3 & 9 months - Adults	1,751	4,551	38.5%	51.1%	53.0%	50.6%
% of FP17s for Band 1 Urgent Courses	41	4,952	0.8%	9.7%	9.2%	9.1%
% of FP17s Relating to Free Repair or Replacements	53	4,952	1.1%	1.1%	1.0%	0.8%
% of FP17s Relating to Continuations	119	4,952	2.4%	1.3%	1.2%	1.1%
% of Patients satisfied with the dentistry they have received	19	20	95.0%	92.4%	91.6%	91.4%
% of Patients satisfied with the time they had to wait for an appointment	17	20	85.0%	91.5%	88.1%	87.7%

* This is based on patients treated on this contract for their most recent course of treatment. Figures in italics indicate the base number of FP17s or Patient Questionnaire responses are less than 100. N/A is shown where the base number of responses is less than 10 during the period. % is calculated as Quantity/Base number*100

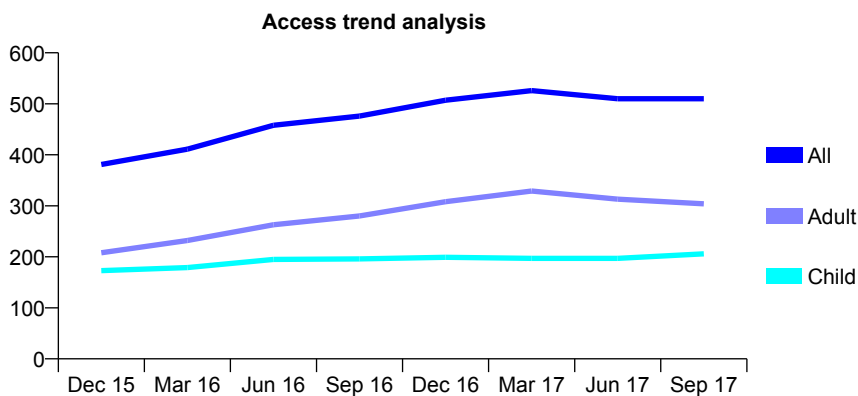
Q44 - Vital Signs At a Glance Contract Report for 150533/0001 - September 2017

Name or company name	Smiles by Design Limited
Contract type name	GDS Contract
Purpose of contract	General
Contract start date	01/04/2015
Contract end date	

17/18 Contracted general activity (UDA)	2,524
Carry forward general activity (UDA)	0
17/18 Contracted orthodontic activity (UOA)	0
Carry forward orthodontic activity (UOA)	0
Baseline contract value	£53,988.48

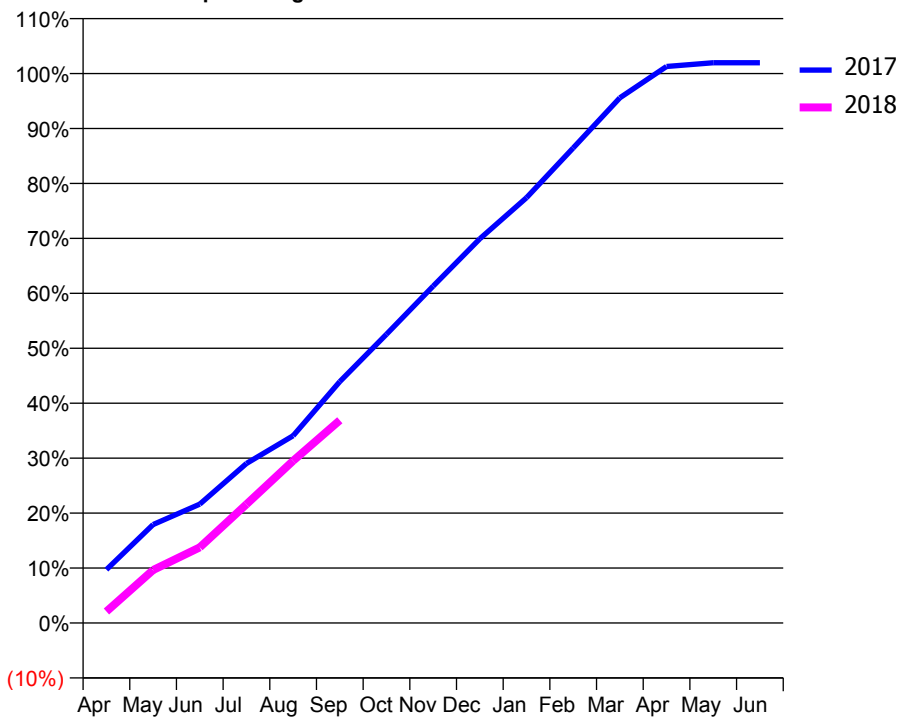
ACCESS*

Patients seen in 24 months	Total	Change since previous quarter
Quarter ending September 2016	476	
Quarter ending December 2016	507	↑
Quarter ending March 2017	526	↑
Quarter ending June 2017	510	↓
Quarter ending September 2017	510	→
Variance since September 2016	7.1%	↑



ACTIVITY

Cumulative percentage of contracted UDA delivered 2017 & 2018



Month	Adjusted Scheduled Activity (UDA)	
	2017	2018
April	250	53
May	461	243
June	557	348
July	748	545
August	878	745
September	1,132	931
October	1,353	
November	1,579	
December	1,801	
January	1,993	
February	2,226	
March	2,461	
April	2,608	
May	2,625	
June	2,625	

QUALITY

	Quantity	Base Number	Contract	AT	Region	England
% of FP17s for the same patient ID Re-attending within 3 months - Children	16	172	9.3%	12.0%	12.8%	11.9%
% of FP17s for the same patient ID Re-attending within 3 months - Adults	59	222	26.6%	17.1%	16.5%	15.9%
% of FP17s for the same patient ID Re-attending between 3 & 9 months - Children	89	172	51.7%	57.6%	59.7%	58.1%
% of FP17s for the same patient ID Re-attending between 3 & 9 months - Adults	111	222	50.0%	51.1%	53.0%	50.6%
% of FP17s for Band 1 Urgent Courses	8	352	2.3%	9.7%	9.2%	9.1%
% of FP17s Relating to Free Repair or Replacements	0	352	0.0%	1.1%	1.0%	0.8%
% of FP17s Relating to Continuations	2	352	0.6%	1.3%	1.2%	1.1%
% of Patients satisfied with the dentistry they have received	1	1	N/A	92.4%	91.6%	91.4%
% of Patients satisfied with the time they had to wait for an appointment	1	1	N/A	91.5%	88.1%	87.7%

* This is based on patients treated on this contract for their most recent course of treatment. Figures in italics indicate the base number of FP17s or Patient Questionnaire responses are less than 100. N/A is shown where the base number of responses is less than 10 during the period. % is calculated as Quantity/Base number*100

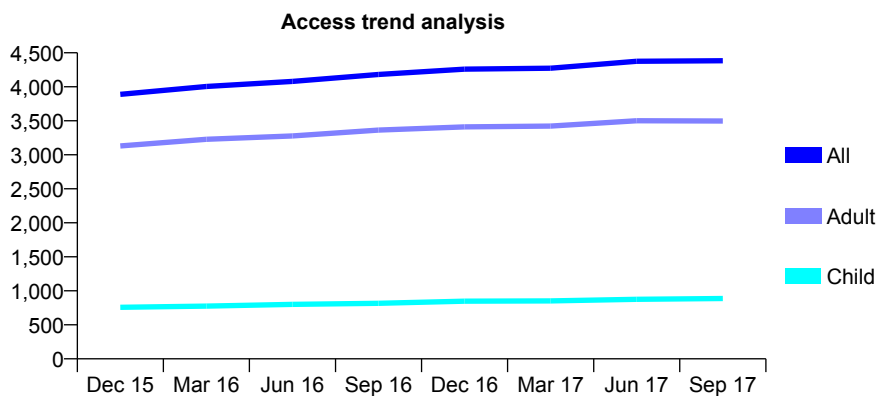
Q44 - Vital Signs At a Glance Contract Report for 150541/0001 - September 2017

Name or company name	Glenside Dental Practice
Contract type name	GDS Contract
Purpose of contract	General
Contract start date	01/04/2009
Contract end date	

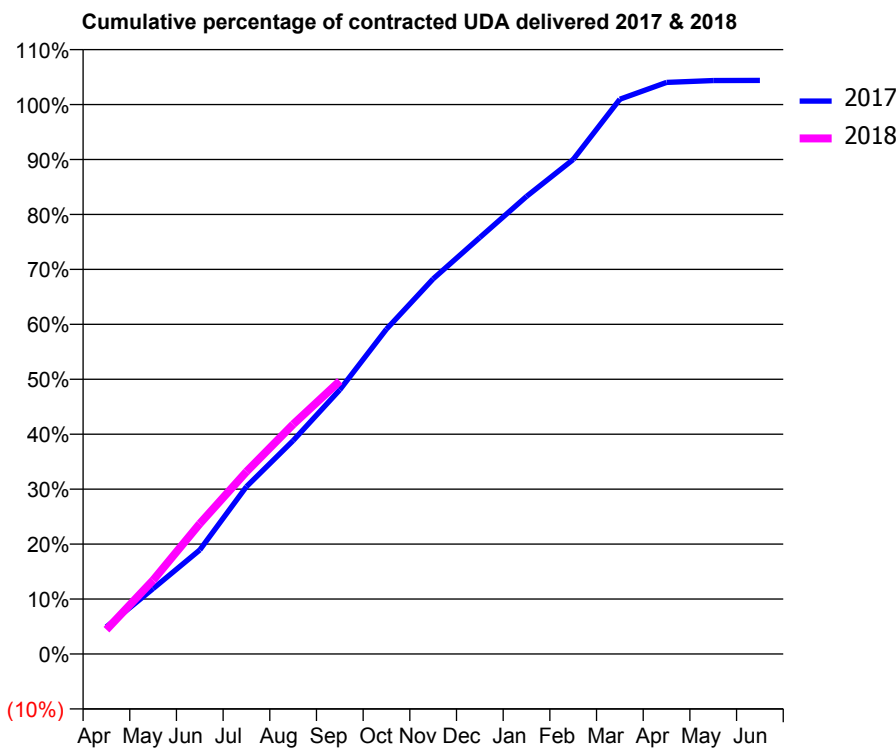
17/18 Contracted general activity (UDA)	8,800
Carry forward general activity (UDA)	0
17/18 Contracted orthodontic activity (UOA)	0
Carry forward orthodontic activity (UOA)	0
Baseline contract value	£254,301.38

ACCESS*

Patients seen in 24 months	Total	Change since previous quarter
Quarter ending September 2016	4,181	
Quarter ending December 2016	4,259	→
Quarter ending March 2017	4,274	→
Quarter ending June 2017	4,375	↑
Quarter ending September 2017	4,384	→
Variance since September 2016	4.9%	↑



ACTIVITY



Month	Adjusted Scheduled Activity (UDA)	
	2017	2018
April	443	391
May	1,069	1,182
June	1,700	2,087
July	2,734	2,921
August	3,485	3,679
September	4,317	4,372
October	5,308	
November	6,129	
December	6,804	
January	7,474	
February	8,077	
March	9,062	
April	9,337	
May	9,368	
June	9,369	

QUALITY

	Quantity	Base Number	Contract	AT	Region	England
% of FP17s for the same patient ID Re-attending within 3 months - Children	49	652	7.5%	12.0%	12.8%	11.9%
% of FP17s for the same patient ID Re-attending within 3 months - Adults	328	2,489	13.2%	17.1%	16.5%	15.9%
% of FP17s for the same patient ID Re-attending between 3 & 9 months - Children	370	652	56.7%	57.6%	59.7%	58.1%
% of FP17s for the same patient ID Re-attending between 3 & 9 months - Adults	1,420	2,489	57.1%	51.1%	53.0%	50.6%
% of FP17s for Band 1 Urgent Courses	319	2,480	12.9%	9.7%	9.2%	9.1%
% of FP17s Relating to Free Repair or Replacements	27	2,480	1.1%	1.1%	1.0%	0.8%
% of FP17s Relating to Continuations	3	2,480	0.1%	1.3%	1.2%	1.1%
% of Patients satisfied with the dentistry they have received	17	19	89.5%	92.4%	91.6%	91.4%
% of Patients satisfied with the time they had to wait for an appointment	18	19	94.7%	91.5%	88.1%	87.7%

* This is based on patients treated on this contract for their most recent course of treatment. Figures in italics indicate the base number of FP17s or Patient Questionnaire responses are less than 100. N/A is shown where the base number of responses is less than 10 during the period. % is calculated as Quantity/Base number*100

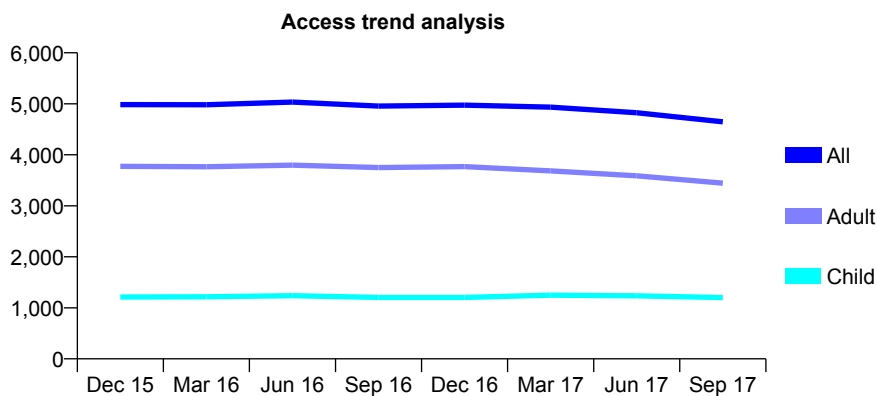
Q44 - Vital Signs At a Glance Contract Report for 151300/0001 - September 2017

Name or company name	Saltney Dental Practice
Contract type name	GDS Contract
Purpose of contract	General
Contract start date	01/04/2009
Contract end date	

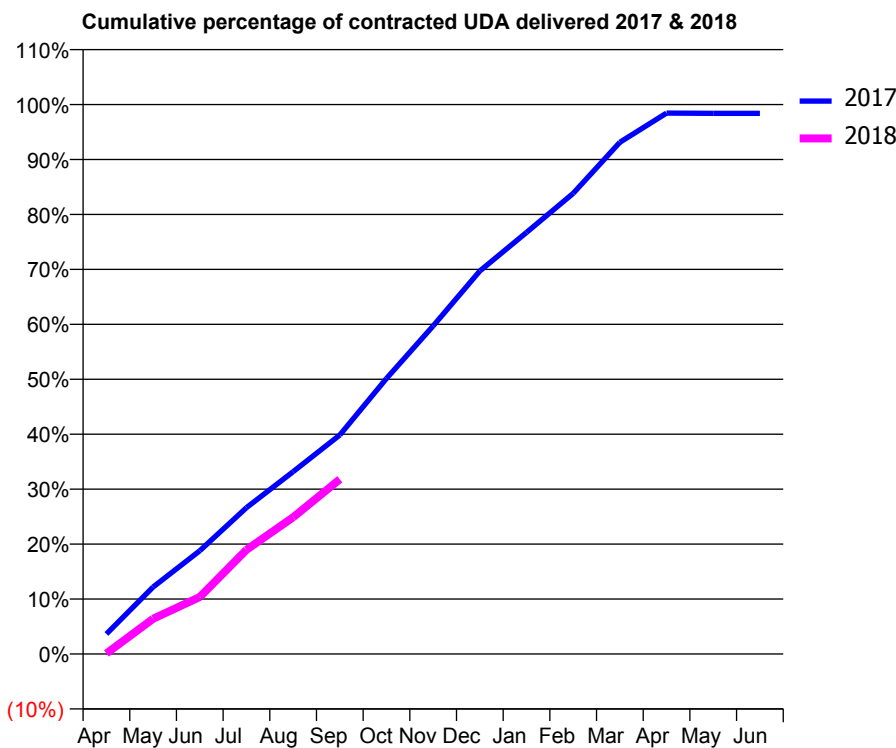
17/18 Contracted general activity (UDA)	14,000
Carry forward general activity (UDA)	225
17/18 Contracted orthodontic activity (UOA)	0
Carry forward orthodontic activity (UOA)	0
Baseline contract value	£324,198.10

ACCESS*

Patients seen in 24 months	Total	Change since previous quarter
Quarter ending September 2016	4,955	
Quarter ending December 2016	4,973	→
Quarter ending March 2017	4,934	→
Quarter ending June 2017	4,824	↓
Quarter ending September 2017	4,646	↓
Variance since September 2016	(6.2%)	↓



ACTIVITY



Month	Adjusted Scheduled Activity (UDA)	
	2017	2018
April	511	14
May	1,706	900
June	2,631	1,452
July	3,730	2,657
August	4,646	3,485
September	5,581	4,452
October	7,021	
November	8,359	
December	9,760	
January	10,741	
February	11,738	
March	13,039	
April	13,782	
May	13,775	
June	13,775	

QUALITY

	Quantity	Base Number	Contract	AT	Region	England
% of FP17s for the same patient ID Re-attending within 3 months - Children	42	709	5.9%	12.0%	12.8%	11.9%
% of FP17s for the same patient ID Re-attending within 3 months - Adults	190	1,854	10.2%	17.1%	16.5%	15.9%
% of FP17s for the same patient ID Re-attending between 3 & 9 months - Children	336	709	47.4%	57.6%	59.7%	58.1%
% of FP17s for the same patient ID Re-attending between 3 & 9 months - Adults	917	1,854	49.5%	51.1%	53.0%	50.6%
% of FP17s for Band 1 Urgent Courses	280	2,302	12.2%	9.7%	9.2%	9.1%
% of FP17s Relating to Free Repair or Replacements	4	2,302	0.2%	1.1%	1.0%	0.8%
% of FP17s Relating to Continuations	3	2,302	0.1%	1.3%	1.2%	1.1%
% of Patients satisfied with the dentistry they have received	13	13	100.0%	92.4%	91.6%	91.4%
% of Patients satisfied with the time they had to wait for an appointment	12	13	92.3%	91.5%	88.1%	87.7%

* This is based on patients treated on this contract for their most recent course of treatment. Figures in italics indicate the base number of FP17s or Patient Questionnaire responses are less than 100. N/A is shown where the base number of responses is less than 10 during the period. % is calculated as Quantity/Base number*100

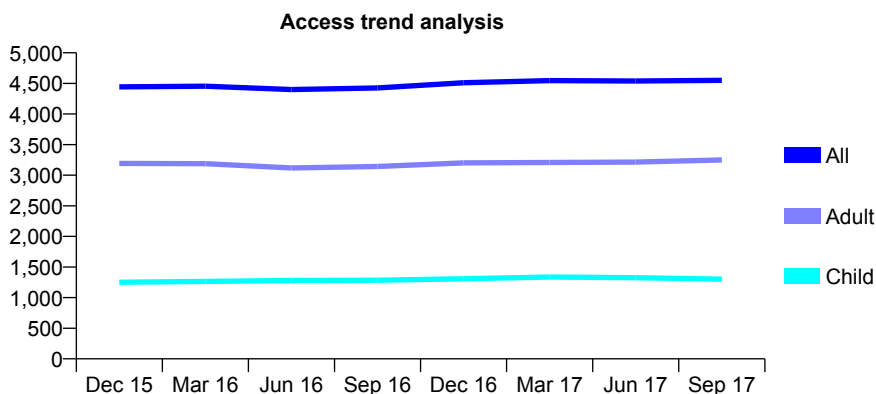
Q44 - Vital Signs At a Glance Contract Report for 151718/0001 - September 2017

Name or company name	Xeon Smiles UK Ltd
Contract type name	PDS Contract
Purpose of contract	General
Contract start date	01/04/2009
Contract end date	31/03/2020

17/18 Contracted general activity (UDA)	12,000
Carry forward general activity (UDA)	0
17/18 Contracted orthodontic activity (UOA)	0
Carry forward orthodontic activity (UOA)	0
Baseline contract value	£286,177.22

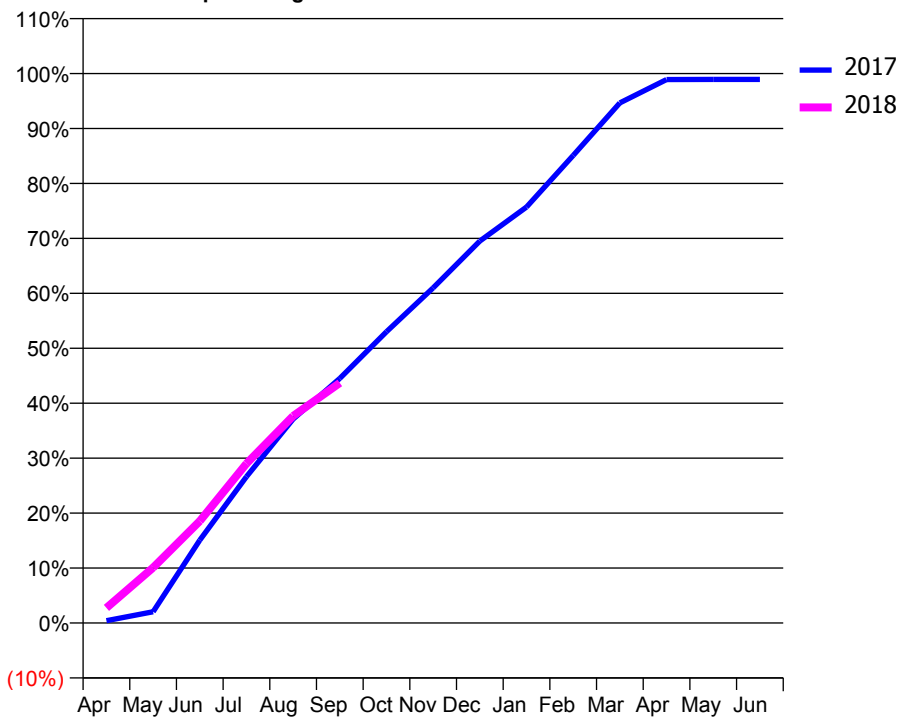
ACCESS*

Patients seen in 24 months	Total	Change since previous quarter
Quarter ending September 2016	4,427	
Quarter ending December 2016	4,511	→
Quarter ending March 2017	4,545	→
Quarter ending June 2017	4,540	→
Quarter ending September 2017	4,551	→
Variance since September 2016	2.8%	↑



ACTIVITY

Cumulative percentage of contracted UDA delivered 2017 & 2018



Month	Adjusted Scheduled Activity (UDA)	
	2017	2018
April	50	331
May	247	1,211
June	1,811	2,225
July	3,195	3,480
August	4,453	4,521
September	5,341	5,243
October	6,362	
November	7,321	
December	8,340	
January	9,084	
February	10,212	
March	11,359	
April	11,869	
May	11,871	
June	11,871	

QUALITY

	Quantity	Base Number	Contract	AT	Region	England
% of FP17s for the same patient ID Re-attending within 3 months - Children	92	1,097	8.4%	12.0%	12.8%	11.9%
% of FP17s for the same patient ID Re-attending within 3 months - Adults	262	2,122	12.3%	17.1%	16.5%	15.9%
% of FP17s for the same patient ID Re-attending between 3 & 9 months - Children	754	1,097	68.7%	57.6%	59.7%	58.1%
% of FP17s for the same patient ID Re-attending between 3 & 9 months - Adults	1,121	2,122	52.8%	51.1%	53.0%	50.6%
% of FP17s for Band 1 Urgent Courses	195	2,976	6.6%	9.7%	9.2%	9.1%
% of FP17s Relating to Free Repair or Replacements	25	2,976	0.8%	1.1%	1.0%	0.8%
% of FP17s Relating to Continuations	21	2,976	0.7%	1.3%	1.2%	1.1%
% of Patients satisfied with the dentistry they have received	7	7	N/A	92.4%	91.6%	91.4%
% of Patients satisfied with the time they had to wait for an appointment	5	7	N/A	91.5%	88.1%	87.7%

* This is based on patients treated on this contract for their most recent course of treatment. Figures in italics indicate the base number of FP17s or Patient Questionnaire responses are less than 100. N/A is shown where the base number of responses is less than 10 during the period. % is calculated as Quantity/Base number*100

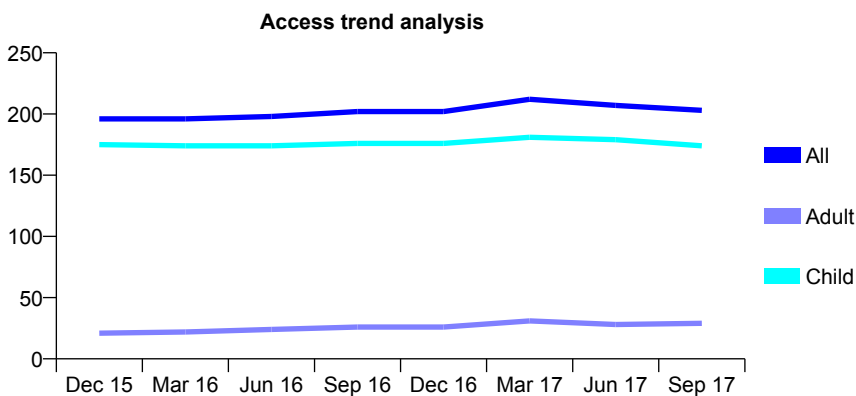
Q44 - Vital Signs At a Glance Contract Report for 151955/0001 - September 2017

Name or company name	Redcliffe Dental Practice
Contract type name	PDS Contract
Purpose of contract	General
Contract start date	01/08/2014
Contract end date	31/07/2024

17/18 Contracted general activity (UDA)	500
Carry forward general activity (UDA)	0
17/18 Contracted orthodontic activity (UOA)	0
Carry forward orthodontic activity (UOA)	0
Baseline contract value	£13,524.09

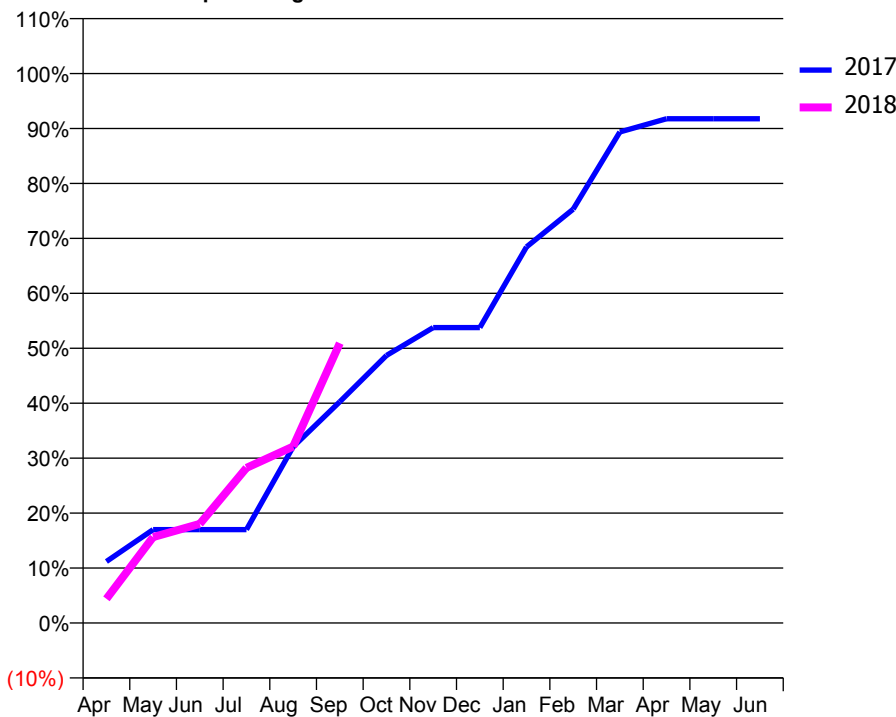
ACCESS*

Patients seen in 24 months	Total	Change since previous quarter
Quarter ending September 2016	202	
Quarter ending December 2016	202	→
Quarter ending March 2017	212	↑
Quarter ending June 2017	207	↓
Quarter ending September 2017	203	↓
Variance since September 2016	0.5%	→



ACTIVITY

Cumulative percentage of contracted UDA delivered 2017 & 2018



Adjusted Scheduled Activity (UDA)		
Month	2017	2018
April	56	22
May	85	78
June	85	90
July	85	141
August	160	161
September	201	255
October	243	
November	269	
December	269	
January	342	
February	377	
March	447	
April	459	
May	459	
June	459	

QUALITY

	Quantity	Base Number	Contract	AT	Region	England
% of FP17s for the same patient ID Re-attending within 3 months - Children	20	163	12.3%	12.0%	12.8%	11.9%
% of FP17s for the same patient ID Re-attending within 3 months - Adults	2	7	28.6%	17.1%	16.5%	15.9%
% of FP17s for the same patient ID Re-attending between 3 & 9 months - Children	106	163	65.0%	57.6%	59.7%	58.1%
% of FP17s for the same patient ID Re-attending between 3 & 9 months - Adults	3	7	42.9%	51.1%	53.0%	50.6%
% of FP17s for Band 1 Urgent Courses	8	162	4.9%	9.7%	9.2%	9.1%
% of FP17s Relating to Free Repair or Replacements	0	162	0.0%	1.1%	1.0%	0.8%
% of FP17s Relating to Continuations	1	162	0.6%	1.3%	1.2%	1.1%
% of Patients satisfied with the dentistry they have received	3	3	N/A	92.4%	91.6%	91.4%
% of Patients satisfied with the time they had to wait for an appointment	3	3	N/A	91.5%	88.1%	87.7%

* This is based on patients treated on this contract for their most recent course of treatment. Figures in italics indicate the base number of FP17s or Patient Questionnaire responses are less than 100. N/A is shown where the base number of responses is less than 10 during the period. % is calculated as Quantity/Base number*100

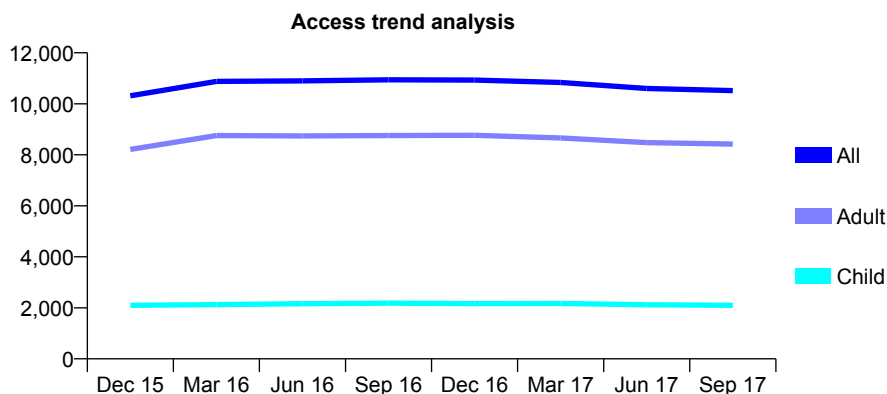
Q44 - Vital Signs At a Glance Contract Report for 152528/0001 - September 2017

Name or company name	Northgate Dental Health
Contract type name	GDS Contract
Purpose of contract	General
Contract start date	01/04/2014
Contract end date	

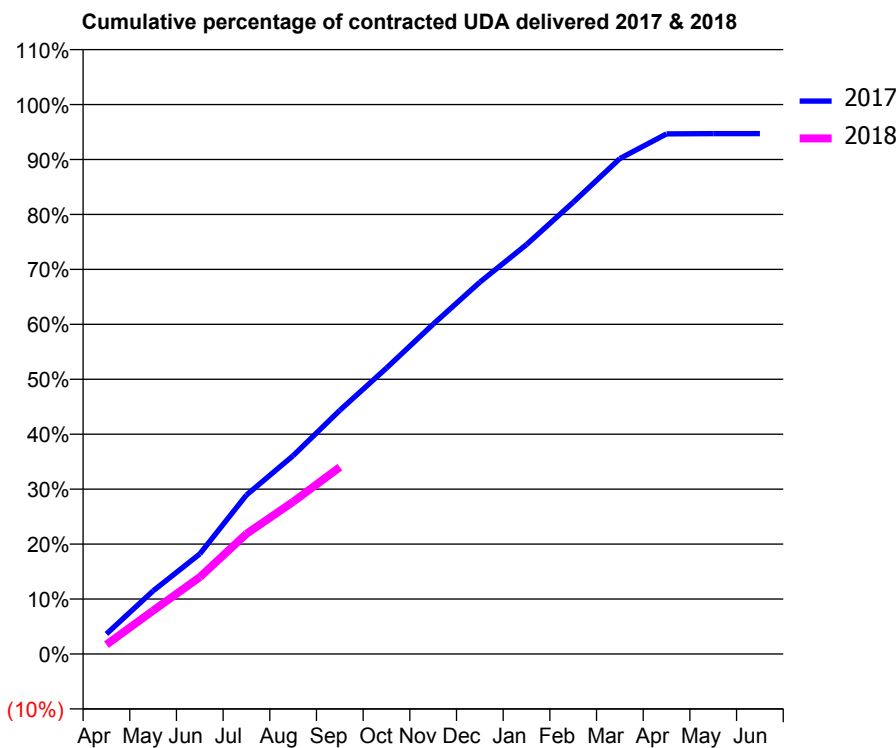
17/18 Contracted general activity (UDA)	30,330
Carry forward general activity (UDA)	0
17/18 Contracted orthodontic activity (UOA)	0
Carry forward orthodontic activity (UOA)	0
Baseline contract value	£723,406.11

ACCESS*

Patients seen in 24 months	Total	Change since previous quarter
Quarter ending September 2016	10,939	
Quarter ending December 2016	10,933	→
Quarter ending March 2017	10,839	→
Quarter ending June 2017	10,600	↓
Quarter ending September 2017	10,518	→
Variance since September 2016	(3.8%)	↓



ACTIVITY



Month	Adjusted Scheduled Activity (UDA)	
	2017	2018
April	1,107	516
May	3,486	2,399
June	5,524	4,247
July	8,777	6,634
August	10,949	8,399
September	13,448	10,316
October	15,782	
November	18,204	
December	20,526	
January	22,598	
February	24,932	
March	27,350	
April	28,705	
May	28,724	
June	28,726	

QUALITY

	Quantity	Base Number	Contract	AT	Region	England
% of FP17s for the same patient ID Re-attending within 3 months - Children	114	1,306	8.7%	12.0%	12.8%	11.9%
% of FP17s for the same patient ID Re-attending within 3 months - Adults	854	4,791	17.8%	17.1%	16.5%	15.9%
% of FP17s for the same patient ID Re-attending between 3 & 9 months - Children	716	1,306	54.8%	57.6%	59.7%	58.1%
% of FP17s for the same patient ID Re-attending between 3 & 9 months - Adults	2,170	4,791	45.3%	51.1%	53.0%	50.6%
% of FP17s for Band 1 Urgent Courses	867	5,416	16.0%	9.7%	9.2%	9.1%
% of FP17s Relating to Free Repair or Replacements	38	5,416	0.7%	1.1%	1.0%	0.8%
% of FP17s Relating to Continuations	85	5,416	1.6%	1.3%	1.2%	1.1%
% of Patients satisfied with the dentistry they have received	19	20	95.0%	92.4%	91.6%	91.4%
% of Patients satisfied with the time they had to wait for an appointment	19	20	95.0%	91.5%	88.1%	87.7%

* This is based on patients treated on this contract for their most recent course of treatment. Figures in italics indicate the base number of FP17s or Patient Questionnaire responses are less than 100. N/A is shown where the base number of responses is less than 10 during the period. % is calculated as Quantity/Base number*100

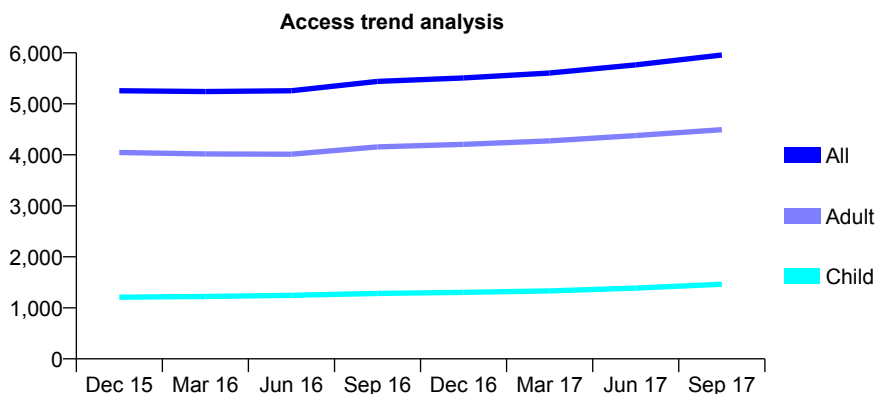
Q44 - Vital Signs At a Glance Contract Report for 152730/0001 - September 2017

Name or company name	PJS CARE LTD
Contract type name	GDS Contract
Purpose of contract	General
Contract start date	01/04/2011
Contract end date	

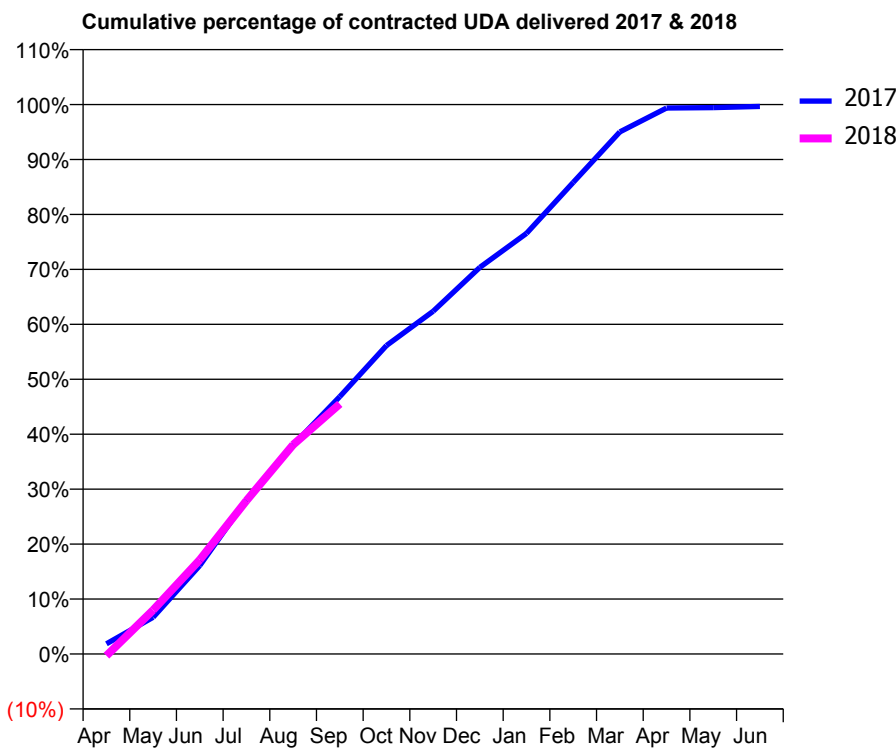
17/18 Contracted general activity (UDA)	15,554
Carry forward general activity (UDA)	55
17/18 Contracted orthodontic activity (UOA)	0
Carry forward orthodontic activity (UOA)	0
Baseline contract value	£431,044.26

ACCESS*

Patients seen in 24 months	Total	Change since previous quarter
Quarter ending September 2016	5,439	
Quarter ending December 2016	5,507	→
Quarter ending March 2017	5,603	→
Quarter ending June 2017	5,764	↑
Quarter ending September 2017	5,957	↑
Variance since September 2016	9.5%	↑



ACTIVITY



Month	Adjusted Scheduled Activity (UDA)	
	2017	2018
April	289	-52
May	1,041	1,243
June	2,505	2,666
July	4,361	4,341
August	5,918	5,926
September	7,288	7,079
October	8,730	
November	9,701	
December	10,946	
January	11,906	
February	13,350	
March	14,778	
April	15,455	
May	15,465	
June	15,499	

QUALITY

	Quantity	Base Number	Contract	AT	Region	England
% of FP17s for the same patient ID Re-attending within 3 months - Children	124	1,358	9.1%	12.0%	12.8%	11.9%
% of FP17s for the same patient ID Re-attending within 3 months - Adults	408	3,035	13.4%	17.1%	16.5%	15.9%
% of FP17s for the same patient ID Re-attending between 3 & 9 months - Children	759	1,358	55.9%	57.6%	59.7%	58.1%
% of FP17s for the same patient ID Re-attending between 3 & 9 months - Adults	1,252	3,035	41.3%	51.1%	53.0%	50.6%
% of FP17s for Band 1 Urgent Courses	360	3,708	9.7%	9.7%	9.2%	9.1%
% of FP17s Relating to Free Repair or Replacements	30	3,708	0.8%	1.1%	1.0%	0.8%
% of FP17s Relating to Continuations	15	3,708	0.4%	1.3%	1.2%	1.1%
% of Patients satisfied with the dentistry they have received	8	8	N/A	92.4%	91.6%	91.4%
% of Patients satisfied with the time they had to wait for an appointment	7	8	N/A	91.5%	88.1%	87.7%

* This is based on patients treated on this contract for their most recent course of treatment. Figures in italics indicate the base number of FP17s or Patient Questionnaire responses are less than 100. N/A is shown where the base number of responses is less than 10 during the period. % is calculated as Quantity/Base number*100

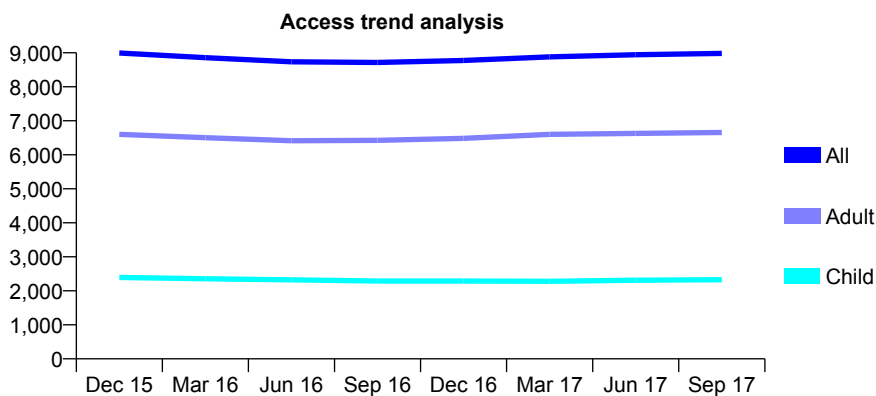
Q44 - Vital Signs At a Glance Contract Report for 152730/0002 - September 2017

Name or company name	PJS CARE LTD
Contract type name	GDS Contract
Purpose of contract	General
Contract start date	01/04/2011
Contract end date	

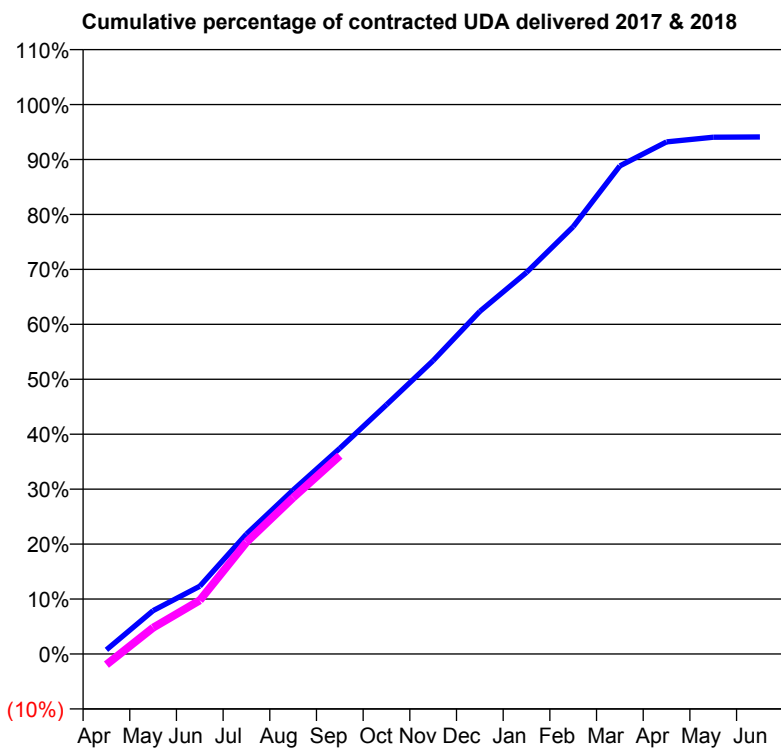
17/18 Contracted general activity (UDA)	26,924
Carry forward general activity (UDA)	1,374
17/18 Contracted orthodontic activity (UOA)	0
Carry forward orthodontic activity (UOA)	0
Baseline contract value	£834,719.44

ACCESS*

Patients seen in 24 months	Total	Change since previous quarter
Quarter ending September 2016	8,714	
Quarter ending December 2016	8,773	→
Quarter ending March 2017	8,882	→
Quarter ending June 2017	8,943	→
Quarter ending September 2017	8,984	→
Variance since September 2016	3.1%	↑



ACTIVITY



Month	Adjusted Scheduled Activity (UDA)	
	2017	2018
April	205	-526
May	2,124	1,293
June	3,322	2,632
July	5,874	5,481
August	8,035	7,660
September	10,081	9,719
October	12,217	
November	14,379	
December	16,786	
January	18,697	
February	20,937	
March	23,918	
April	25,090	
May	25,319	
June	25,337	

QUALITY

	Quantity	Base Number	Contract	AT	Region	England
% of FP17s for the same patient ID Re-attending within 3 months - Children	184	1,761	10.4%	12.0%	12.8%	11.9%
% of FP17s for the same patient ID Re-attending within 3 months - Adults	796	4,342	18.3%	17.1%	16.5%	15.9%
% of FP17s for the same patient ID Re-attending between 3 & 9 months - Children	774	1,761	44.0%	57.6%	59.7%	58.1%
% of FP17s for the same patient ID Re-attending between 3 & 9 months - Adults	1,693	4,342	39.0%	51.1%	53.0%	50.6%
% of FP17s for Band 1 Urgent Courses	647	5,102	12.7%	9.7%	9.2%	9.1%
% of FP17s Relating to Free Repair or Replacements	45	5,102	0.9%	1.1%	1.0%	0.8%
% of FP17s Relating to Continuations	26	5,102	0.5%	1.3%	1.2%	1.1%
% of Patients satisfied with the dentistry they have received	26	26	100.0%	92.4%	91.6%	91.4%
% of Patients satisfied with the time they had to wait for an appointment	24	26	92.3%	91.5%	88.1%	87.7%

* This is based on patients treated on this contract for their most recent course of treatment. Figures in italics indicate the base number of FP17s or Patient Questionnaire responses are less than 100. N/A is shown where the base number of responses is less than 10 during the period. % is calculated as Quantity/Base number*100

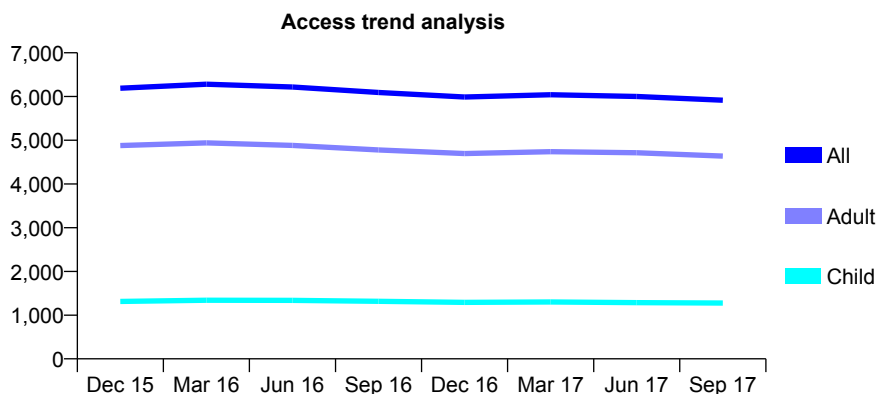
Q44 - Vital Signs At a Glance Contract Report for 156558/0001 - September 2017

Name or company name	Wentworth Practice Ltd
Contract type name	GDS Contract
Purpose of contract	General
Contract start date	12/07/2008
Contract end date	

17/18 Contracted general activity (UDA)	17,605
Carry forward general activity (UDA)	0
17/18 Contracted orthodontic activity (UOA)	0
Carry forward orthodontic activity (UOA)	0
Baseline contract value	£462,513.06

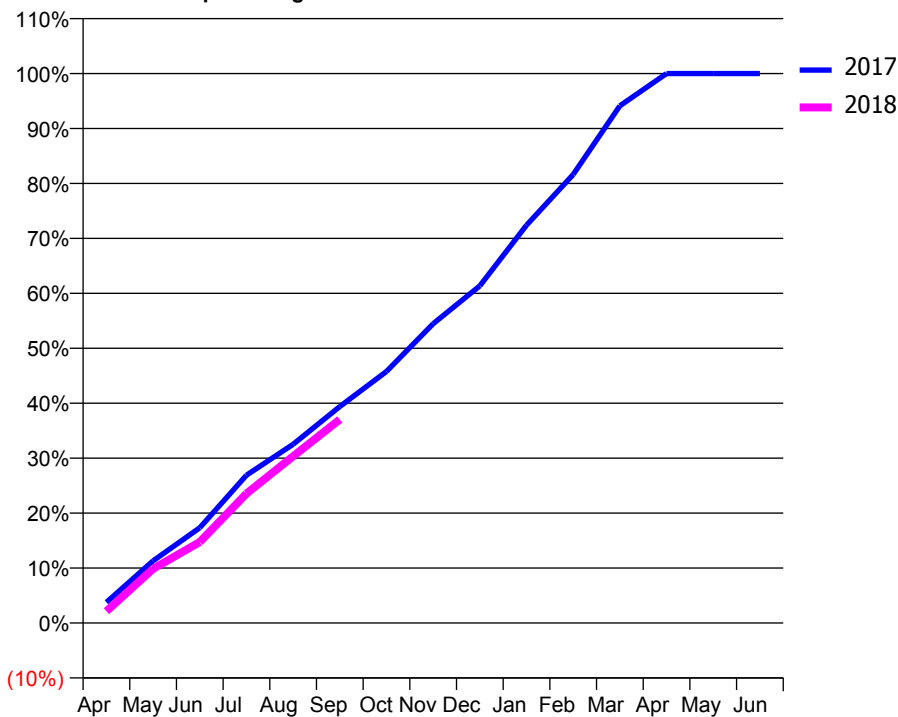
ACCESS*

Patients seen in 24 months	Total	Change since previous quarter
Quarter ending September 2016	6,094	
Quarter ending December 2016	5,990	↓
Quarter ending March 2017	6,041	→
Quarter ending June 2017	6,000	→
Quarter ending September 2017	5,915	↓
Variance since September 2016	(2.9%)	↓



ACTIVITY

Cumulative percentage of contracted UDA delivered 2017 & 2018



Adjusted Scheduled Activity (UDA)

Month	2017	2018
April	668	378
May	2,012	1,739
June	3,080	2,596
July	4,778	4,146
August	5,777	5,344
September	6,997	6,519
October	8,129	
November	9,670	
December	10,896	
January	12,856	
February	14,495	
March	16,715	
April	17,754	
May	17,756	
June	17,757	

QUALITY

	Quantity	Base Number	Contract	AT	Region	England
% of FP17s for the same patient ID Re-attending within 3 months - Children	64	857	7.5%	12.0%	12.8%	11.9%
% of FP17s for the same patient ID Re-attending within 3 months - Adults	643	3,294	19.5%	17.1%	16.5%	15.9%
% of FP17s for the same patient ID Re-attending between 3 & 9 months - Children	489	857	57.1%	57.6%	59.7%	58.1%
% of FP17s for the same patient ID Re-attending between 3 & 9 months - Adults	1,797	3,294	54.6%	51.1%	53.0%	50.6%
% of FP17s for Band 1 Urgent Courses	412	3,708	11.1%	9.7%	9.2%	9.1%
% of FP17s Relating to Free Repair or Replacements	50	3,708	1.3%	1.1%	1.0%	0.8%
% of FP17s Relating to Continuations	96	3,708	2.6%	1.3%	1.2%	1.1%
% of Patients satisfied with the dentistry they have received	27	31	87.1%	92.4%	91.6%	91.4%
% of Patients satisfied with the time they had to wait for an appointment	28	31	90.3%	91.5%	88.1%	87.7%

* This is based on patients treated on this contract for their most recent course of treatment. Figures in italics indicate the base number of FP17s or Patient Questionnaire responses are less than 100. N/A is shown where the base number of responses is less than 10 during the period. % is calculated as Quantity/Base number*100

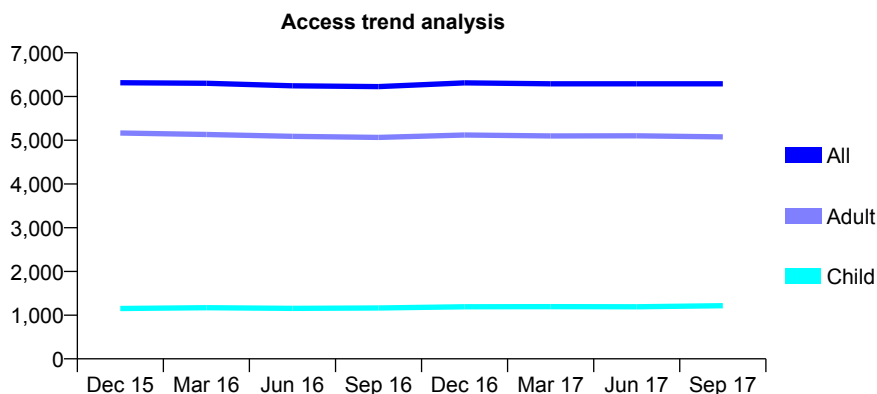
Q44 - Vital Signs At a Glance Contract Report for 156647/0001 - September 2017

Name or company name	Hosside Dental Partnership
Contract type name	GDS Contract
Purpose of contract	General
Contract start date	26/04/2013
Contract end date	

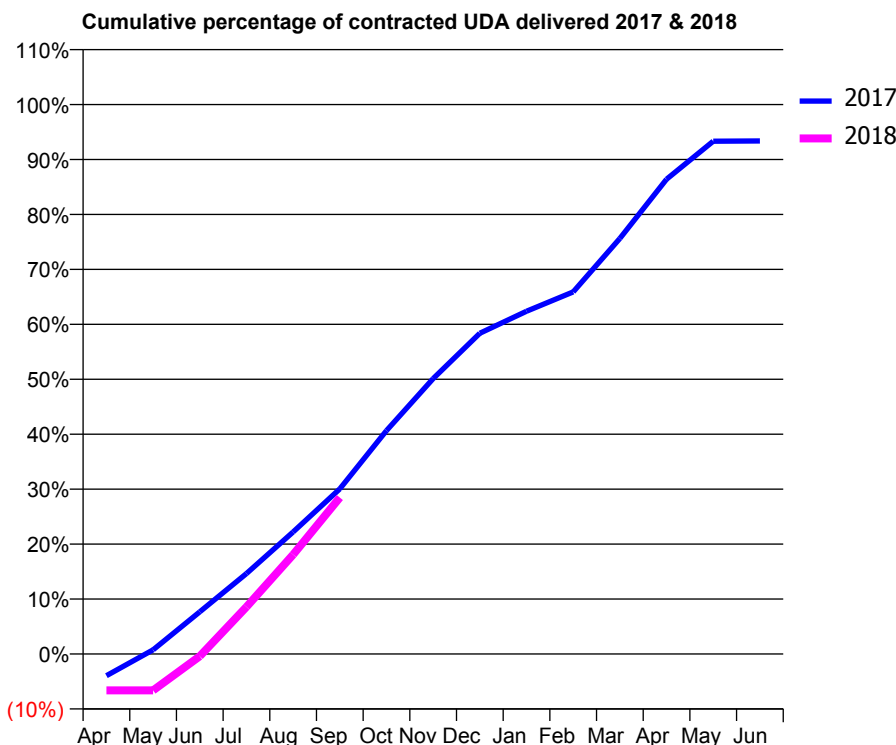
17/18 Contracted general activity (UDA)	19,498
Carry forward general activity (UDA)	1,295
17/18 Contracted orthodontic activity (UOA)	0
Carry forward orthodontic activity (UOA)	0
Baseline contract value	£533,669.07

ACCESS*

Patients seen in 24 months	Total	Change since previous quarter
Quarter ending September 2016	6,227	
Quarter ending December 2016	6,311	→
Quarter ending March 2017	6,290	→
Quarter ending June 2017	6,291	→
Quarter ending September 2017	6,292	→
Variance since September 2016	1.0%	→



ACTIVITY



Month	Adjusted Scheduled Activity (UDA)	
	2017	2018
April	-775	-1,295
May	149	-1,295
June	1,496	-83
July	2,857	1,673
August	4,333	3,527
September	5,859	5,554
October	7,928	
November	9,775	
December	11,380	
January	12,161	
February	12,848	
March	14,746	
April	16,848	
May	18,196	
June	18,203	

QUALITY

	Quantity	Base Number	Contract	AT	Region	England
% of FP17s for the same patient ID Re-attending within 3 months - Children	44	1,019	4.3%	12.0%	12.8%	11.9%
% of FP17s for the same patient ID Re-attending within 3 months - Adults	495	3,942	12.6%	17.1%	16.5%	15.9%
% of FP17s for the same patient ID Re-attending between 3 & 9 months - Children	698	1,019	68.5%	57.6%	59.7%	58.1%
% of FP17s for the same patient ID Re-attending between 3 & 9 months - Adults	2,384	3,942	60.5%	51.1%	53.0%	50.6%
% of FP17s for Band 1 Urgent Courses	232	3,021	7.7%	9.7%	9.2%	9.1%
% of FP17s Relating to Free Repair or Replacements	38	3,021	1.3%	1.1%	1.0%	0.8%
% of FP17s Relating to Continuations	39	3,021	1.3%	1.3%	1.2%	1.1%
% of Patients satisfied with the dentistry they have received	22	23	95.7%	92.4%	91.6%	91.4%
% of Patients satisfied with the time they had to wait for an appointment	21	23	91.3%	91.5%	88.1%	87.7%

* This is based on patients treated on this contract for their most recent course of treatment. Figures in italics indicate the base number of FP17s or Patient Questionnaire responses are less than 100. N/A is shown where the base number of responses is less than 10 during the period. % is calculated as Quantity/Base number*100

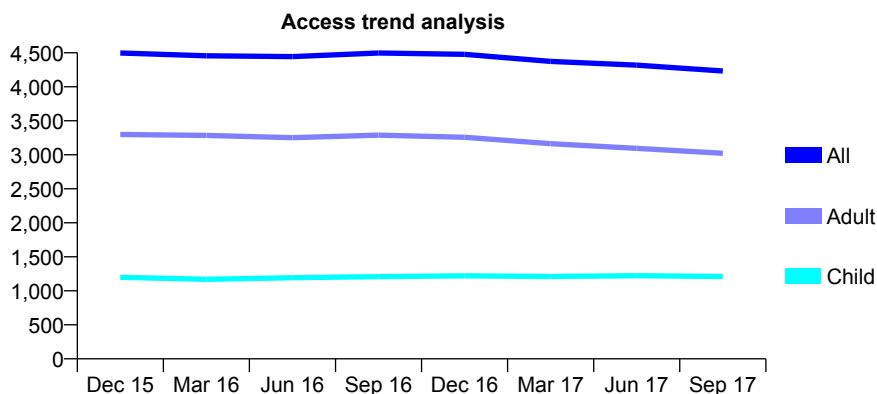
Q44 - Vital Signs At a Glance Contract Report for 157384/0001 - September 2017

Name or company name	Fearnhead Dental Surgery
Contract type name	GDS Contract
Purpose of contract	General
Contract start date	01/11/2011
Contract end date	

17/18 Contracted general activity (UDA)	12,385
Carry forward general activity (UDA)	0
17/18 Contracted orthodontic activity (UOA)	0
Carry forward orthodontic activity (UOA)	0
Baseline contract value	£376,732.03

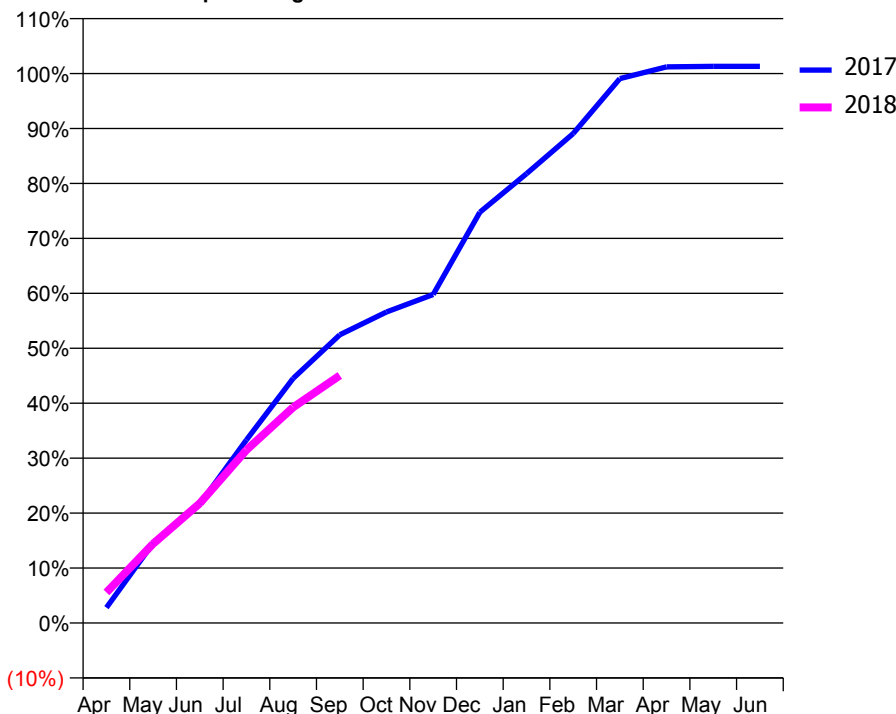
ACCESS*

Patients seen in 24 months	Total	Change since previous quarter
Quarter ending September 2016	4,498	
Quarter ending December 2016	4,478	→
Quarter ending March 2017	4,374	↓
Quarter ending June 2017	4,319	↓
Quarter ending September 2017	4,233	↓
Variance since September 2016	(5.9%)	↓



ACTIVITY

Cumulative percentage of contracted UDA delivered 2017 & 2018



Month	Adjusted Scheduled Activity (UDA)	
	2017	2018
April	348	689
May	1,799	1,786
June	2,681	2,698
July	4,129	3,900
August	5,513	4,861
September	6,495	5,578
October	7,012	
November	7,405	
December	9,259	
January	10,127	
February	11,033	
March	12,270	
April	12,535	
May	12,546	
June	12,545	

QUALITY

	Quantity	Base Number	Contract	AT	Region	England
% of FP17s for the same patient ID Re-attending within 3 months - Children	61	793	7.7%	12.0%	12.8%	11.9%
% of FP17s for the same patient ID Re-attending within 3 months - Adults	228	1,779	12.8%	17.1%	16.5%	15.9%
% of FP17s for the same patient ID Re-attending between 3 & 9 months - Children	350	793	44.1%	57.6%	59.7%	58.1%
% of FP17s for the same patient ID Re-attending between 3 & 9 months - Adults	790	1,779	44.4%	51.1%	53.0%	50.6%
% of FP17s for Band 1 Urgent Courses	137	2,446	5.6%	9.7%	9.2%	9.1%
% of FP17s Relating to Free Repair or Replacements	14	2,446	0.6%	1.1%	1.0%	0.8%
% of FP17s Relating to Continuations	51	2,446	2.1%	1.3%	1.2%	1.1%
% of Patients satisfied with the dentistry they have received	11	12	91.7%	92.4%	91.6%	91.4%
% of Patients satisfied with the time they had to wait for an appointment	10	12	83.3%	91.5%	88.1%	87.7%

* This is based on patients treated on this contract for their most recent course of treatment. Figures in italics indicate the base number of FP17s or Patient Questionnaire responses are less than 100. N/A is shown where the base number of responses is less than 10 during the period. % is calculated as Quantity/Base number*100

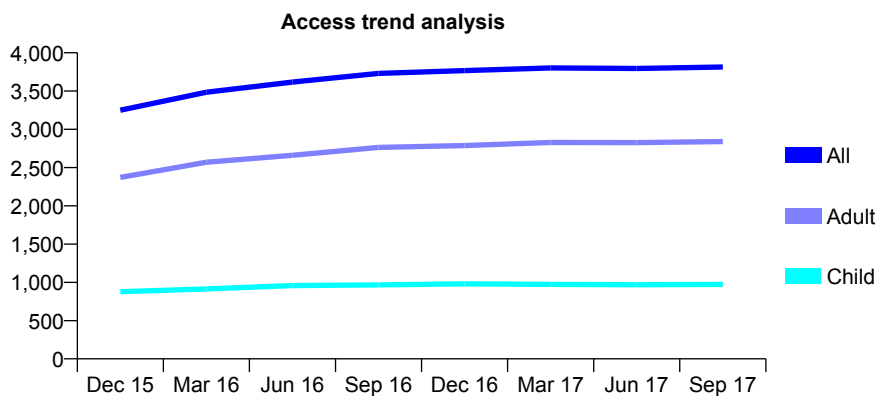
Q44 - Vital Signs At a Glance Contract Report for 158712/0001 - September 2017

Name or company name	Bollington Dental Practice Limited
Contract type name	GDS Contract
Purpose of contract	General
Contract start date	01/10/2014
Contract end date	

17/18 Contracted general activity (UDA)	8,980
Carry forward general activity (UDA)	0
17/18 Contracted orthodontic activity (UOA)	0
Carry forward orthodontic activity (UOA)	0
Baseline contract value	£281,313.05

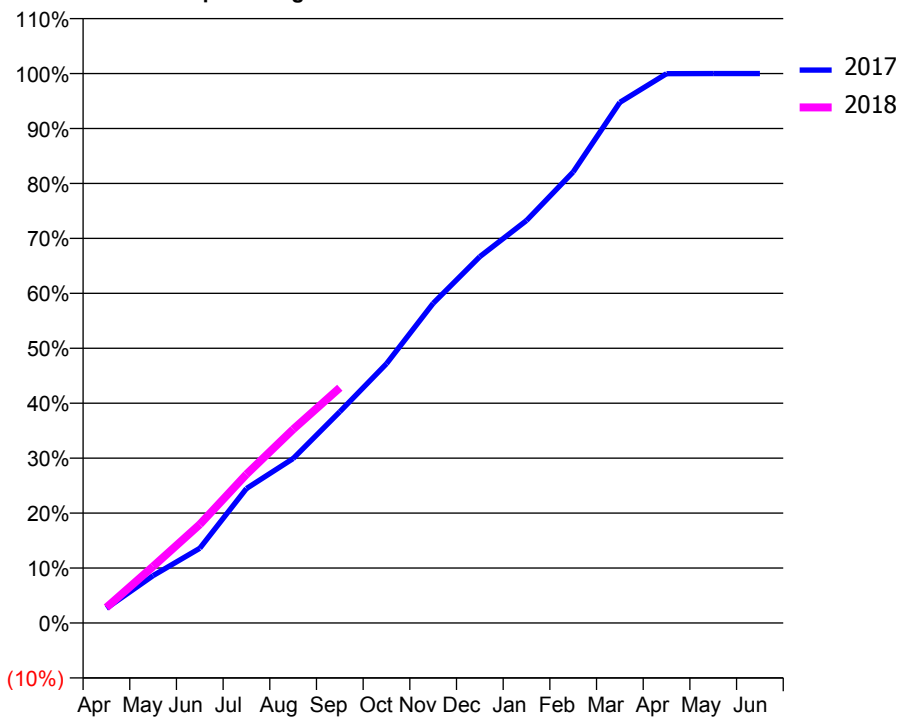
ACCESS*

Patients seen in 24 months	Total	Change since previous quarter
Quarter ending September 2016	3,731	
Quarter ending December 2016	3,768	→
Quarter ending March 2017	3,802	→
Quarter ending June 2017	3,795	→
Quarter ending September 2017	3,814	→
Variance since September 2016	2.2%	↑



ACTIVITY

Cumulative percentage of contracted UDA delivered 2017 & 2018



Month	Adjusted Scheduled Activity (UDA)	
	2017	2018
April	244	253
May	784	924
June	1,235	1,612
July	2,220	2,431
August	2,716	3,166
September	3,490	3,845
October	4,283	
November	5,280	
December	6,051	
January	6,648	
February	7,449	
March	8,599	
April	9,073	
May	9,075	
June	9,076	

QUALITY

	Quantity	Base Number	Contract	AT	Region	England
% of FP17s for the same patient ID Re-attending within 3 months - Children	42	700	6.0%	12.0%	12.8%	11.9%
% of FP17s for the same patient ID Re-attending within 3 months - Adults	241	1,544	15.6%	17.1%	16.5%	15.9%
% of FP17s for the same patient ID Re-attending between 3 & 9 months - Children	421	700	60.1%	57.6%	59.7%	58.1%
% of FP17s for the same patient ID Re-attending between 3 & 9 months - Adults	374	1,544	24.2%	51.1%	53.0%	50.6%
% of FP17s for Band 1 Urgent Courses	222	2,036	10.9%	9.7%	9.2%	9.1%
% of FP17s Relating to Free Repair or Replacements	22	2,036	1.1%	1.1%	1.0%	0.8%
% of FP17s Relating to Continuations	16	2,036	0.8%	1.3%	1.2%	1.1%
% of Patients satisfied with the dentistry they have received	9	10	90.0%	92.4%	91.6%	91.4%
% of Patients satisfied with the time they had to wait for an appointment	10	10	100.0%	91.5%	88.1%	87.7%

* This is based on patients treated on this contract for their most recent course of treatment. Figures in italics indicate the base number of FP17s or Patient Questionnaire responses are less than 100. N/A is shown where the base number of responses is less than 10 during the period. % is calculated as Quantity/Base number*100

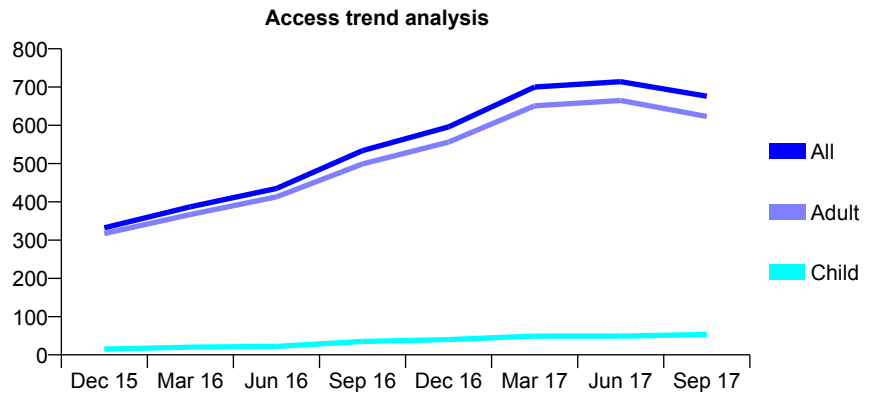
Q44 - Vital Signs At a Glance Contract Report for 160059/0014 - September 2017

Name or company name	REVIVE DENTAL CARE LIMITED
Contract type name	PDS Contract
Purpose of contract	General
Contract start date	01/04/2015
Contract end date	31/03/2018

17/18 Contracted general activity (UDA)	15,000
Carry forward general activity (UDA)	0
17/18 Contracted orthodontic activity (UOA)	0
Carry forward orthodontic activity (UOA)	0
Baseline contract value	£402,077.62

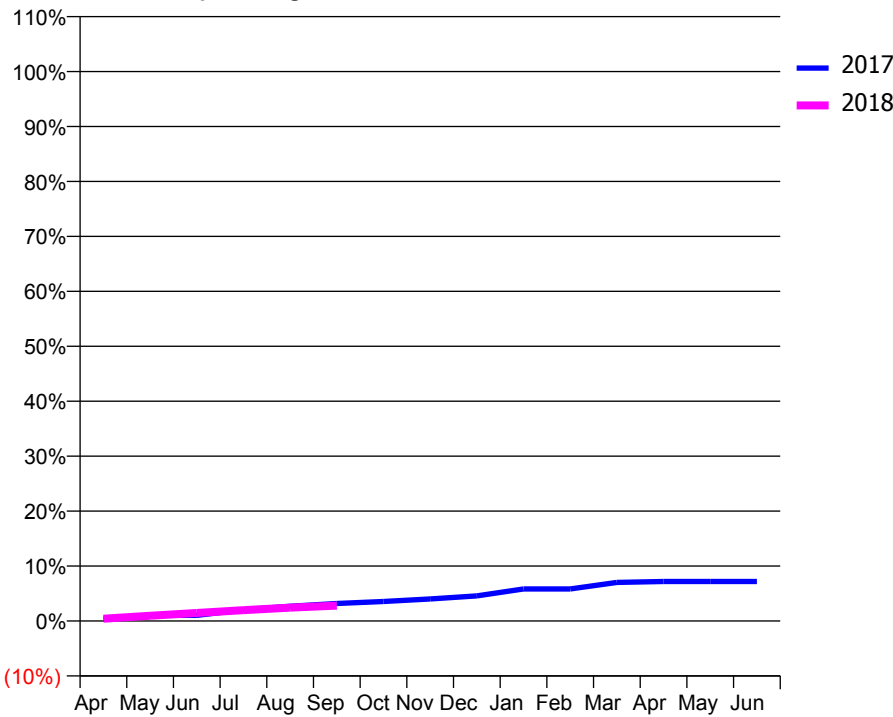
ACCESS*

Patients seen in 24 months	Total	Change since previous quarter
Quarter ending September 2016	534	
Quarter ending December 2016	596	↑
Quarter ending March 2017	700	↑
Quarter ending June 2017	714	↑
Quarter ending September 2017	676	↓
Variance since September 2016	26.6%	↑



ACTIVITY

Cumulative percentage of contracted UDA delivered 2017 & 2018



Month	Adjusted Scheduled Activity (UDA)	
	2017	2018
April	52	64
May	154	143
June	154	220
July	308	298
August	403	365
September	478	421
October	534	
November	604	
December	685	
January	877	
February	877	
March	1,052	
April	1,080	
May	1,080	
June	1,080	

QUALITY

	Quantity	Base Number	Contract	AT	Region	England
% of FP17s for the same patient ID Re-attending within 3 months - Children	1	70	1.4%	12.0%	12.8%	11.9%
% of FP17s for the same patient ID Re-attending within 3 months - Adults	5	356	1.4%	17.1%	16.5%	15.9%
% of FP17s for the same patient ID Re-attending between 3 & 9 months - Children	0	70	0.0%	57.6%	59.7%	58.1%
% of FP17s for the same patient ID Re-attending between 3 & 9 months - Adults	3	356	0.8%	51.1%	53.0%	50.6%
% of FP17s for Band 1 Urgent Courses	402	402	100.0%	9.7%	9.2%	9.1%
% of FP17s Relating to Free Repair or Replacements	0	402	0.0%	1.1%	1.0%	0.8%
% of FP17s Relating to Continuations	0	402	0.0%	1.3%	1.2%	1.1%
% of Patients satisfied with the dentistry they have received	0	0	N/A	92.4%	91.6%	91.4%
% of Patients satisfied with the time they had to wait for an appointment	0	0	N/A	91.5%	88.1%	87.7%

* This is based on patients treated on this contract for their most recent course of treatment. Figures in italics indicate the base number of FP17s or Patient Questionnaire responses are less than 100. N/A is shown where the base number of responses is less than 10 during the period. % is calculated as Quantity/Base number*100

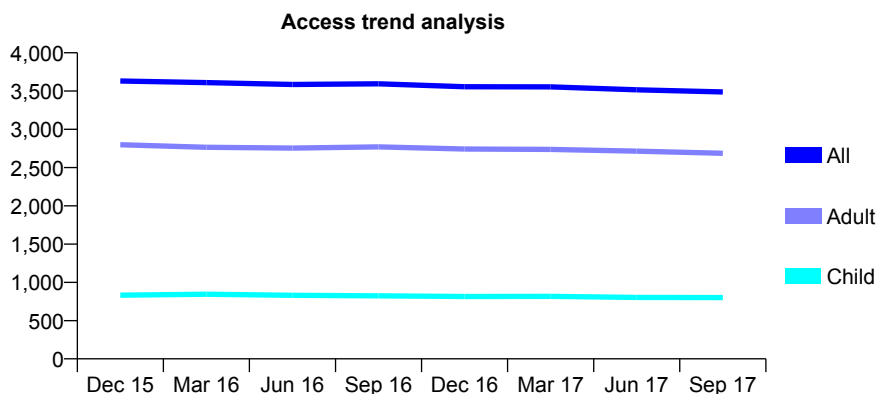
Q44 - Vital Signs At a Glance Contract Report for 160075/0001 - September 2017

Name or company name	Arrowe Park Dental Practice
Contract type name	GDS Contract
Purpose of contract	General
Contract start date	01/11/2012
Contract end date	

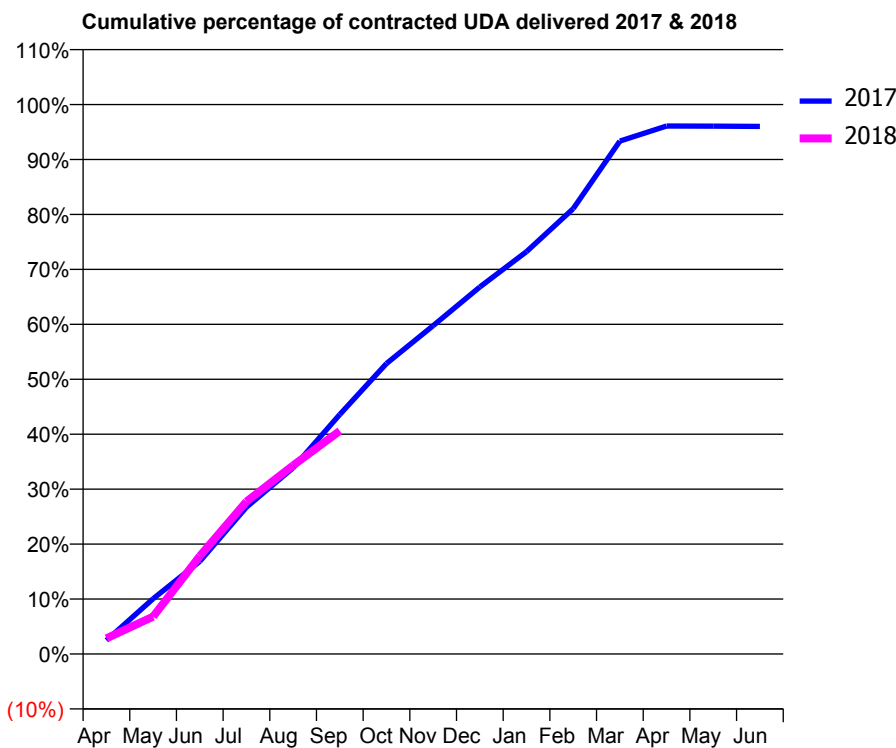
17/18 Contracted general activity (UDA)	13,875
Carry forward general activity (UDA)	0
17/18 Contracted orthodontic activity (UOA)	0
Carry forward orthodontic activity (UOA)	0
Baseline contract value	£405,344.98

ACCESS*

Patients seen in 24 months	Total	Change since previous quarter
Quarter ending September 2016	3,594	
Quarter ending December 2016	3,557	↓
Quarter ending March 2017	3,554	→
Quarter ending June 2017	3,517	↓
Quarter ending September 2017	3,488	→
Variance since September 2016	(2.9%)	↓



ACTIVITY



Month	Adjusted Scheduled Activity (UDA)	
	2017	2018
April	344	397
May	1,394	944
June	2,338	2,472
July	3,707	3,851
August	4,704	4,762
September	6,049	5,636
October	7,336	
November	8,291	
December	9,266	
January	10,160	
February	11,245	
March	12,951	
April	13,333	
May	13,328	
June	13,323	

QUALITY

	Quantity	Base Number	Contract	AT	Region	England
% of FP17s for the same patient ID Re-attending within 3 months - Children	42	524	8.0%	12.0%	12.8%	11.9%
% of FP17s for the same patient ID Re-attending within 3 months - Adults	359	1,886	19.0%	17.1%	16.5%	15.9%
% of FP17s for the same patient ID Re-attending between 3 & 9 months - Children	279	524	53.2%	57.6%	59.7%	58.1%
% of FP17s for the same patient ID Re-attending between 3 & 9 months - Adults	1,068	1,886	56.6%	51.1%	53.0%	50.6%
% of FP17s for Band 1 Urgent Courses	110	2,259	4.9%	9.7%	9.2%	9.1%
% of FP17s Relating to Free Repair or Replacements	60	2,259	2.7%	1.1%	1.0%	0.8%
% of FP17s Relating to Continuations	34	2,259	1.5%	1.3%	1.2%	1.1%
% of Patients satisfied with the dentistry they have received	14	15	93.3%	92.4%	91.6%	91.4%
% of Patients satisfied with the time they had to wait for an appointment	15	15	100.0%	91.5%	88.1%	87.7%

* This is based on patients treated on this contract for their most recent course of treatment. Figures in italics indicate the base number of FP17s or Patient Questionnaire responses are less than 100. N/A is shown where the base number of responses is less than 10 during the period. % is calculated as Quantity/Base number*100

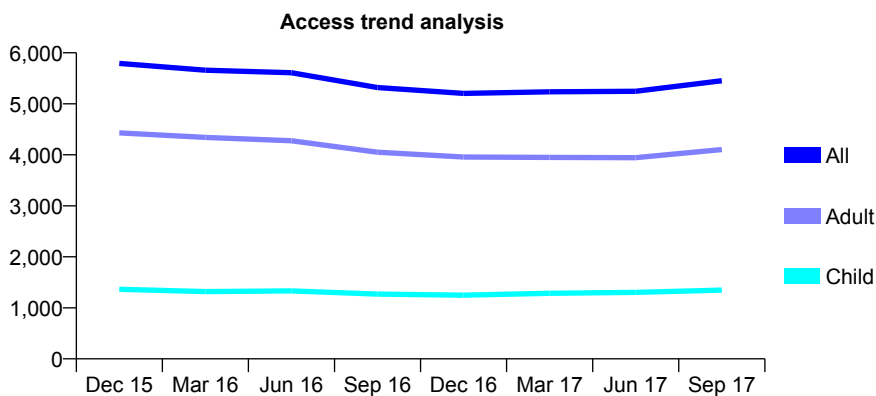
Q44 - Vital Signs At a Glance Contract Report for 160849/0001 - September 2017

Name or company name	Abbotts and Ward
Contract type name	GDS Contract
Purpose of contract	General
Contract start date	01/05/2013
Contract end date	

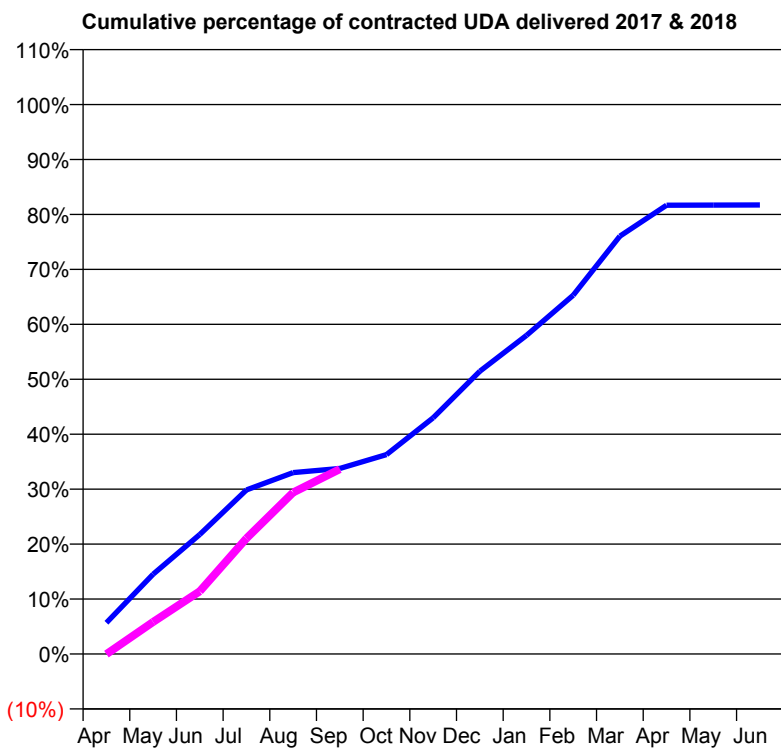
17/18 Contracted general activity (UDA)	17,000
Carry forward general activity (UDA)	454
17/18 Contracted orthodontic activity (UOA)	0
Carry forward orthodontic activity (UOA)	0
Baseline contract value	£410,279.46

ACCESS*

Patients seen in 24 months	Total	Change since previous quarter
Quarter ending September 2016	5,319	
Quarter ending December 2016	5,204	↓
Quarter ending March 2017	5,235	→
Quarter ending June 2017	5,247	→
Quarter ending September 2017	5,451	↑
Variance since September 2016	2.5%	↑



ACTIVITY



Month	Adjusted Scheduled Activity (UDA)	
	2017	2018
April	967	-6
May	2,471	990
June	3,700	1,942
July	5,075	3,579
August	5,612	4,997
September	5,741	5,719
October	6,169	
November	7,309	
December	8,746	
January	9,857	
February	11,098	
March	12,926	
April	13,885	
May	13,887	
June	13,891	

QUALITY

	Quantity	Base Number	Contract	AT	Region	England
% of FP17s for the same patient ID Re-attending within 3 months - Children	102	1,498	6.8%	12.0%	12.8%	11.9%
% of FP17s for the same patient ID Re-attending within 3 months - Adults	679	4,085	16.6%	17.1%	16.5%	15.9%
% of FP17s for the same patient ID Re-attending between 3 & 9 months - Children	737	1,498	49.2%	57.6%	59.7%	58.1%
% of FP17s for the same patient ID Re-attending between 3 & 9 months - Adults	2,078	4,085	50.9%	51.1%	53.0%	50.6%
% of FP17s for Band 1 Urgent Courses	378	3,597	10.5%	9.7%	9.2%	9.1%
% of FP17s Relating to Free Repair or Replacements	18	3,597	0.5%	1.1%	1.0%	0.8%
% of FP17s Relating to Continuations	21	3,597	0.6%	1.3%	1.2%	1.1%
% of Patients satisfied with the dentistry they have received	13	14	92.9%	92.4%	91.6%	91.4%
% of Patients satisfied with the time they had to wait for an appointment	12	14	85.7%	91.5%	88.1%	87.7%

* This is based on patients treated on this contract for their most recent course of treatment. Figures in italics indicate the base number of FP17s or Patient Questionnaire responses are less than 100. N/A is shown where the base number of responses is less than 10 during the period. % is calculated as Quantity/Base number*100

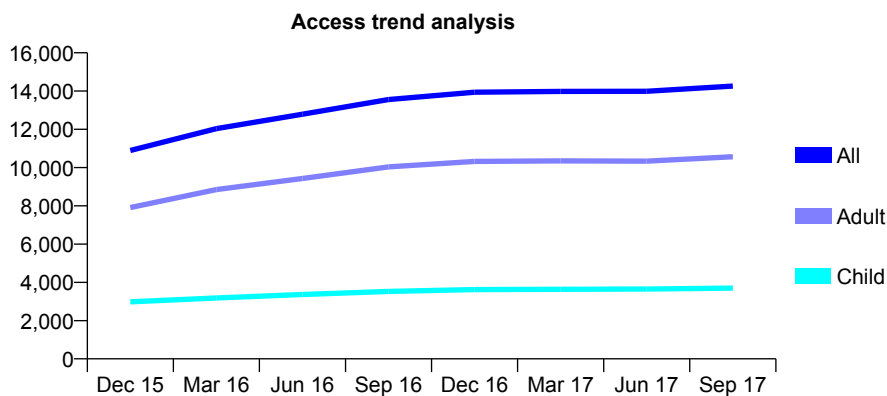
Q44 - Vital Signs At a Glance Contract Report for 161152/0001 - September 2017

Name or company name	Martins Lane Dental Practice
Contract type name	GDS Contract
Purpose of contract	General
Contract start date	01/01/2015
Contract end date	

17/18 Contracted general activity (UDA)	40,962
Carry forward general activity (UDA)	0
17/18 Contracted orthodontic activity (UOA)	0
Carry forward orthodontic activity (UOA)	0
Baseline contract value	£1,269,917.08

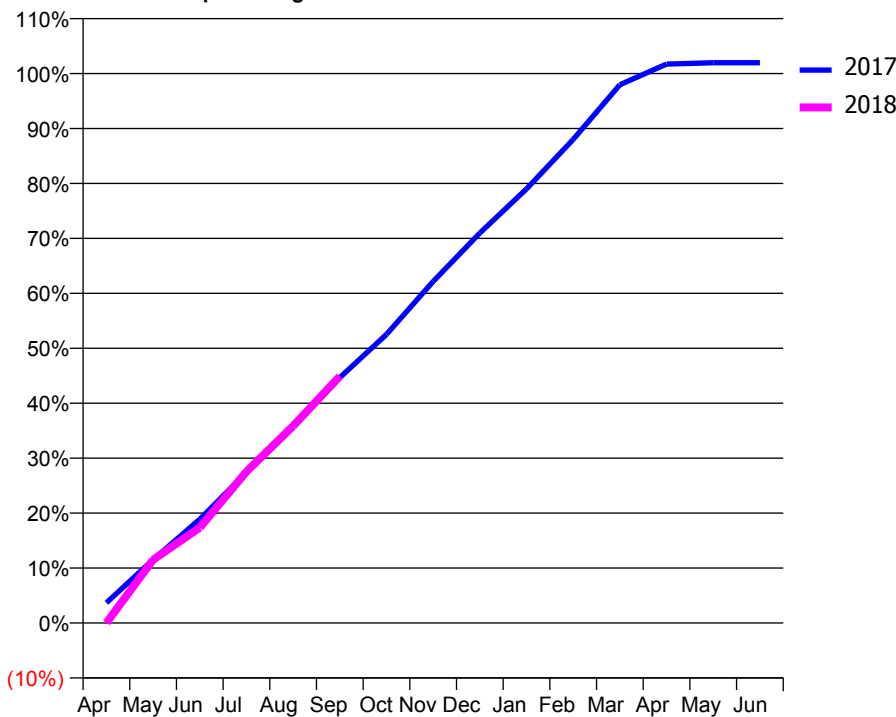
ACCESS*

Patients seen in 24 months	Total	Change since previous quarter
Quarter ending September 2016	13,559	
Quarter ending December 2016	13,941	↑
Quarter ending March 2017	13,981	→
Quarter ending June 2017	13,990	→
Quarter ending September 2017	14,261	→
Variance since September 2016	5.2%	↑



ACTIVITY

Cumulative percentage of contracted UDA delivered 2017 & 2018



Month	Adjusted Scheduled Activity (UDA)	
	2017	2018
April	1,503	16
May	4,729	4,715
June	7,737	7,114
July	11,225	11,288
August	14,779	14,684
September	18,290	18,390
October	21,514	
November	25,458	
December	29,070	
January	32,363	
February	36,044	
March	40,128	
April	41,668	
May	41,763	
June	41,763	

QUALITY

	Quantity	Base Number	Contract	AT	Region	England
% of FP17s for the same patient ID Re-attending within 3 months - Children	248	2,179	11.4%	12.0%	12.8%	11.9%
% of FP17s for the same patient ID Re-attending within 3 months - Adults	1,281	6,291	20.4%	17.1%	16.5%	15.9%
% of FP17s for the same patient ID Re-attending between 3 & 9 months - Children	950	2,179	43.6%	57.6%	59.7%	58.1%
% of FP17s for the same patient ID Re-attending between 3 & 9 months - Adults	2,358	6,291	37.5%	51.1%	53.0%	50.6%
% of FP17s for Band 1 Urgent Courses	574	7,241	7.9%	9.7%	9.2%	9.1%
% of FP17s Relating to Free Repair or Replacements	87	7,241	1.2%	1.1%	1.0%	0.8%
% of FP17s Relating to Continuations	215	7,241	3.0%	1.3%	1.2%	1.1%
% of Patients satisfied with the dentistry they have received	31	31	100.0%	92.4%	91.6%	91.4%
% of Patients satisfied with the time they had to wait for an appointment	28	31	90.3%	91.5%	88.1%	87.7%

* This is based on patients treated on this contract for their most recent course of treatment. Figures in italics indicate the base number of FP17s or Patient Questionnaire responses are less than 100. N/A is shown where the base number of responses is less than 10 during the period. % is calculated as Quantity/Base number*100

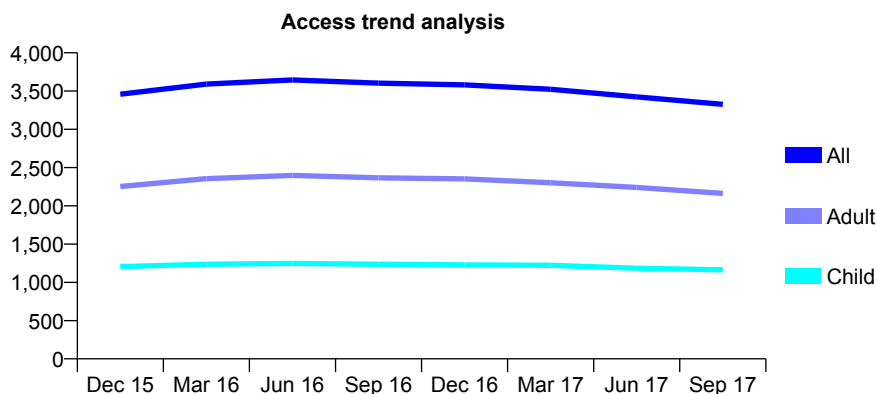
Q44 - Vital Signs At a Glance Contract Report for 161195/0001 - September 2017

Name or company name	Toft Road Dental Surgery
Contract type name	GDS Contract
Purpose of contract	General
Contract start date	01/06/2014
Contract end date	

17/18 Contracted general activity (UDA)	7,912
Carry forward general activity (UDA)	0
17/18 Contracted orthodontic activity (UOA)	0
Carry forward orthodontic activity (UOA)	0
Baseline contract value	£190,941.02

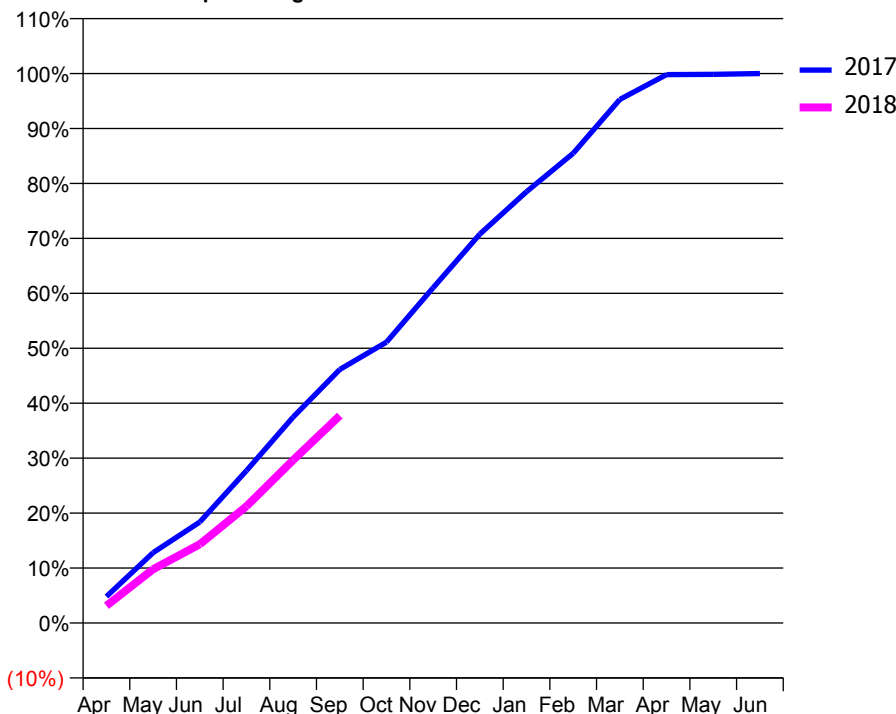
ACCESS*

Patients seen in 24 months	Total	Change since previous quarter
Quarter ending September 2016	3,603	
Quarter ending December 2016	3,580	→
Quarter ending March 2017	3,523	↓
Quarter ending June 2017	3,424	↓
Quarter ending September 2017	3,326	↓
Variance since September 2016	(7.7%)	↓



ACTIVITY

Cumulative percentage of contracted UDA delivered 2017 & 2018



Adjusted Scheduled Activity (UDA)

Month	2017	2018
April	387	248
May	1,029	774
June	1,476	1,133
July	2,226	1,681
August	3,011	2,346
September	3,705	2,987
October	4,106	
November	4,900	
December	5,684	
January	6,303	
February	6,864	
March	7,652	
April	8,015	
May	8,018	
June	8,031	

QUALITY

	Quantity	Base Number	Contract	AT	Region	England
% of FP17s for the same patient ID Re-attending within 3 months - Children	58	895	6.5%	12.0%	12.8%	11.9%
% of FP17s for the same patient ID Re-attending within 3 months - Adults	155	1,259	12.3%	17.1%	16.5%	15.9%
% of FP17s for the same patient ID Re-attending between 3 & 9 months - Children	574	895	64.1%	57.6%	59.7%	58.1%
% of FP17s for the same patient ID Re-attending between 3 & 9 months - Adults	758	1,259	60.2%	51.1%	53.0%	50.6%
% of FP17s for Band 1 Urgent Courses	133	1,914	6.9%	9.7%	9.2%	9.1%
% of FP17s Relating to Free Repair or Replacements	10	1,914	0.5%	1.1%	1.0%	0.8%
% of FP17s Relating to Continuations	2	1,914	0.1%	1.3%	1.2%	1.1%
% of Patients satisfied with the dentistry they have received	7	7	N/A	92.4%	91.6%	91.4%
% of Patients satisfied with the time they had to wait for an appointment	6	7	N/A	91.5%	88.1%	87.7%

* This is based on patients treated on this contract for their most recent course of treatment. Figures in italics indicate the base number of FP17s or Patient Questionnaire responses are less than 100. N/A is shown where the base number of responses is less than 10 during the period. % is calculated as Quantity/Base number*100

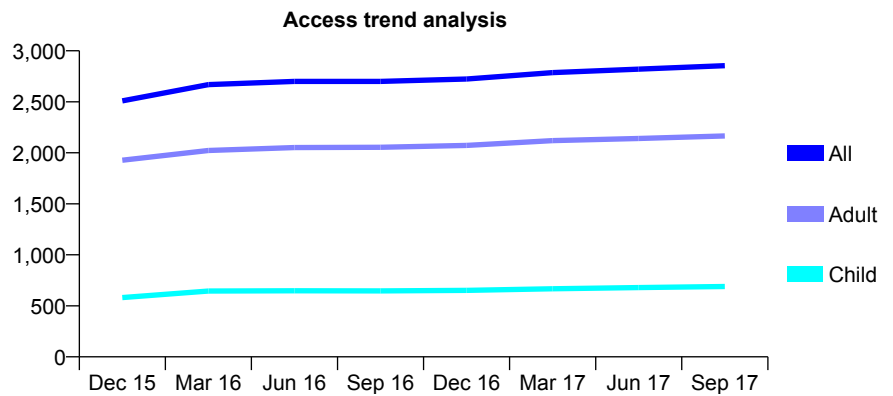
Q44 - Vital Signs At a Glance Contract Report for 161535/0001 - September 2017

Name or company name	Orchard Dental Practice
Contract type name	GDS Contract
Purpose of contract	General
Contract start date	01/05/2013
Contract end date	

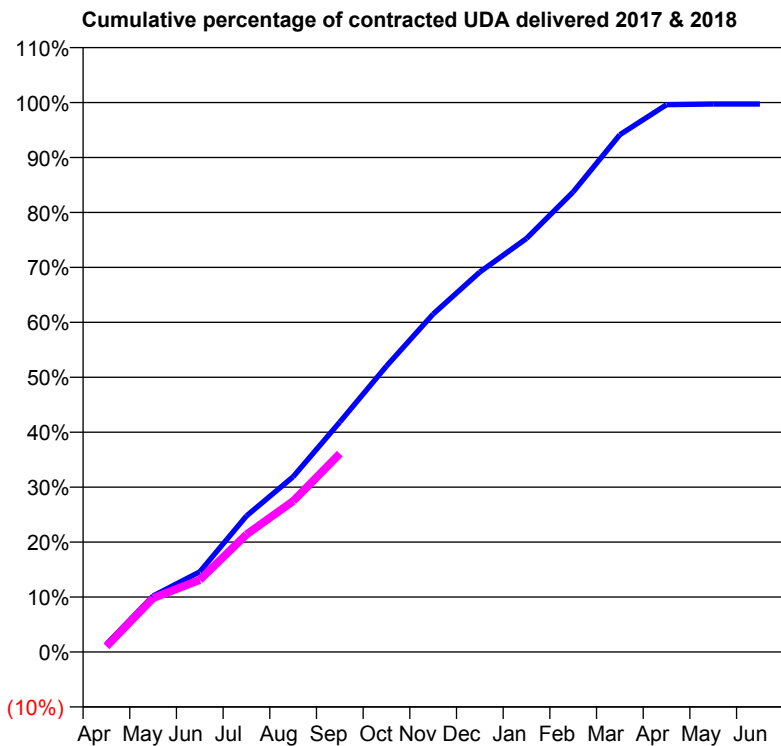
17/18 Contracted general activity (UDA)	7,200
Carry forward general activity (UDA)	20
17/18 Contracted orthodontic activity (UOA)	0
Carry forward orthodontic activity (UOA)	0
Baseline contract value	£210,322.99

ACCESS*

Patients seen in 24 months	Total	Change since previous quarter
Quarter ending September 2016	2,700	
Quarter ending December 2016	2,723	→
Quarter ending March 2017	2,786	↑
Quarter ending June 2017	2,820	→
Quarter ending September 2017	2,854	→
Variance since September 2016	5.7%	↑



ACTIVITY



Month	Adjusted Scheduled Activity (UDA)	
	2017	2018
April	103	74
May	734	706
June	1,051	944
July	1,783	1,540
August	2,297	1,977
September	3,013	2,599
October	3,746	
November	4,428	
December	4,979	
January	5,419	
February	6,029	
March	6,779	
April	7,171	
May	7,180	
June	7,180	

QUALITY

	Quantity	Base Number	Contract	AT	Region	England
% of FP17s for the same patient ID Re-attending within 3 months - Children	100	570	17.5%	12.0%	12.8%	11.9%
% of FP17s for the same patient ID Re-attending within 3 months - Adults	170	1,418	12.0%	17.1%	16.5%	15.9%
% of FP17s for the same patient ID Re-attending between 3 & 9 months - Children	317	570	55.6%	57.6%	59.7%	58.1%
% of FP17s for the same patient ID Re-attending between 3 & 9 months - Adults	831	1,418	58.6%	51.1%	53.0%	50.6%
% of FP17s for Band 1 Urgent Courses	113	1,371	8.2%	9.7%	9.2%	9.1%
% of FP17s Relating to Free Repair or Replacements	3	1,371	0.2%	1.1%	1.0%	0.8%
% of FP17s Relating to Continuations	1	1,371	0.1%	1.3%	1.2%	1.1%
% of Patients satisfied with the dentistry they have received	8	8	N/A	92.4%	91.6%	91.4%
% of Patients satisfied with the time they had to wait for an appointment	8	8	N/A	91.5%	88.1%	87.7%

* This is based on patients treated on this contract for their most recent course of treatment. Figures in italics indicate the base number of FP17s or Patient Questionnaire responses are less than 100. N/A is shown where the base number of responses is less than 10 during the period. % is calculated as Quantity/Base number*100

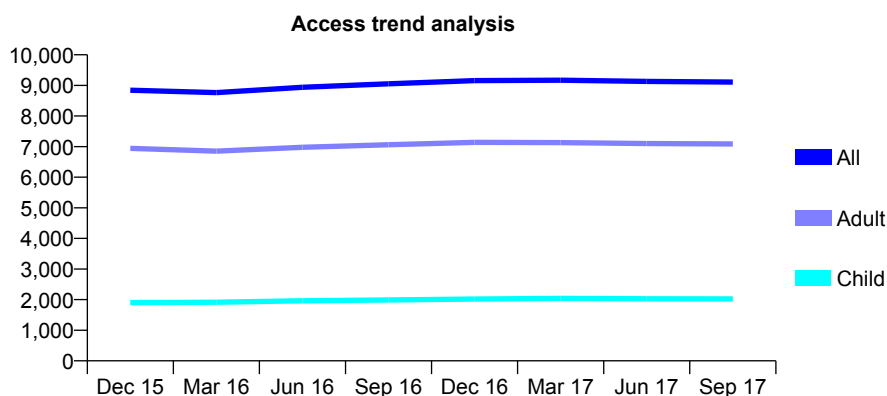
Q44 - Vital Signs At a Glance Contract Report for 162396/0001 - September 2017

Name or company name	PHOENIX DENTAL PRACTICE LIMITED
Contract type name	GDS Contract
Purpose of contract	General
Contract start date	01/10/2011
Contract end date	

17/18 Contracted general activity (UDA)	25,819
Carry forward general activity (UDA)	417
17/18 Contracted orthodontic activity (UOA)	0
Carry forward orthodontic activity (UOA)	0
Baseline contract value	£690,450.23

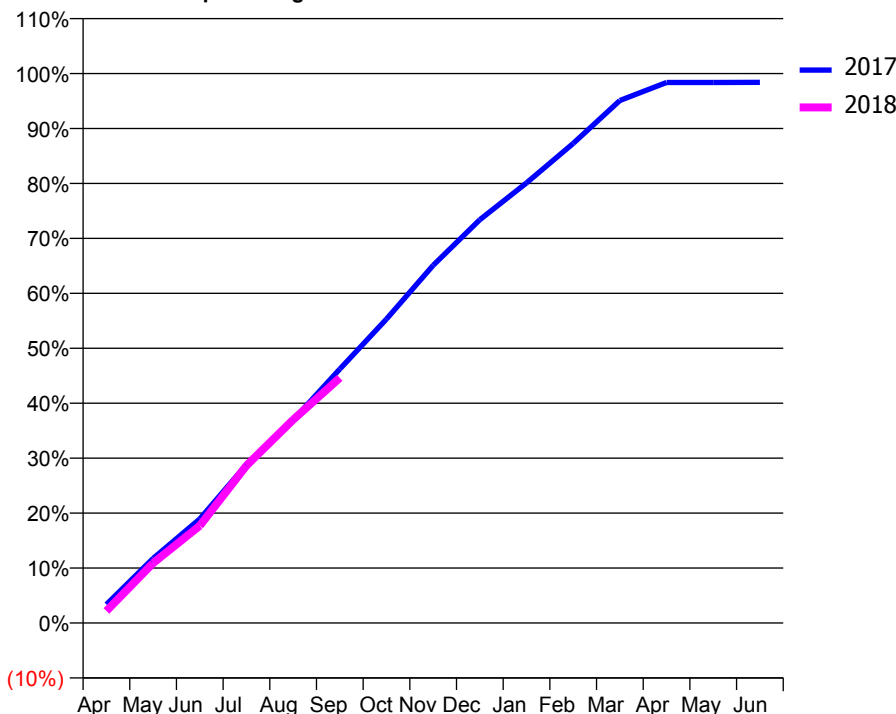
ACCESS*

Patients seen in 24 months	Total	Change since previous quarter
Quarter ending September 2016	9,051	
Quarter ending December 2016	9,159	→
Quarter ending March 2017	9,169	→
Quarter ending June 2017	9,130	→
Quarter ending September 2017	9,111	→
Variance since September 2016	0.7%	→



ACTIVITY

Cumulative percentage of contracted UDA delivered 2017 & 2018



Month	Adjusted Scheduled Activity (UDA)	
	2017	2018
April	874	565
May	3,036	2,817
June	4,891	4,568
July	7,450	7,396
August	9,537	9,550
September	11,934	11,521
October	14,284	
November	16,805	
December	18,953	
January	20,680	
February	22,533	
March	24,552	
April	25,395	
May	25,400	
June	25,402	

QUALITY

	Quantity	Base Number	Contract	AT	Region	England
% of FP17s for the same patient ID Re-attending within 3 months - Children	66	1,427	4.6%	12.0%	12.8%	11.9%
% of FP17s for the same patient ID Re-attending within 3 months - Adults	671	4,939	13.6%	17.1%	16.5%	15.9%
% of FP17s for the same patient ID Re-attending between 3 & 9 months - Children	843	1,427	59.1%	57.6%	59.7%	58.1%
% of FP17s for the same patient ID Re-attending between 3 & 9 months - Adults	2,759	4,939	55.9%	51.1%	53.0%	50.6%
% of FP17s for Band 1 Urgent Courses	537	5,948	9.0%	9.7%	9.2%	9.1%
% of FP17s Relating to Free Repair or Replacements	64	5,948	1.1%	1.1%	1.0%	0.8%
% of FP17s Relating to Continuations	85	5,948	1.4%	1.3%	1.2%	1.1%
% of Patients satisfied with the dentistry they have received	26	27	96.3%	92.4%	91.6%	91.4%
% of Patients satisfied with the time they had to wait for an appointment	23	27	85.2%	91.5%	88.1%	87.7%

* This is based on patients treated on this contract for their most recent course of treatment. Figures in italics indicate the base number of FP17s or Patient Questionnaire responses are less than 100. N/A is shown where the base number of responses is less than 10 during the period. % is calculated as Quantity/Base number*100

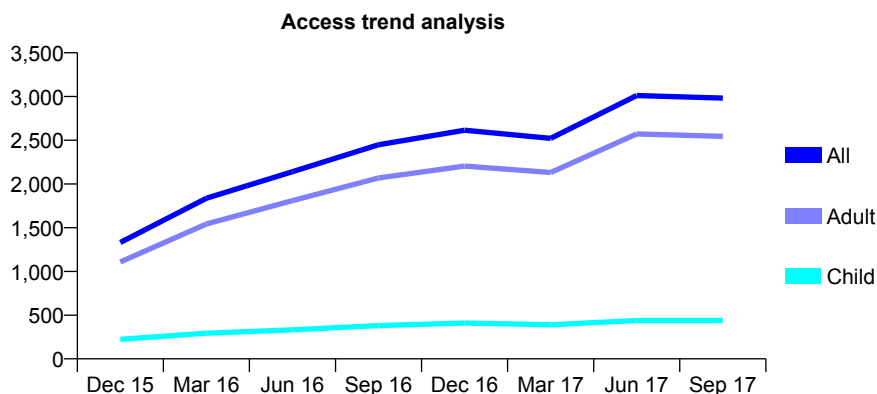
Q44 - Vital Signs At a Glance Contract Report for 165956/0001 - September 2017

Name or company name	Park House Dental Practice
Contract type name	GDS Contract
Purpose of contract	General
Contract start date	06/07/2015
Contract end date	

17/18 Contracted general activity (UDA)	12,118
Carry forward general activity (UDA)	0
17/18 Contracted orthodontic activity (UOA)	0
Carry forward orthodontic activity (UOA)	0
Baseline contract value	£291,096.78

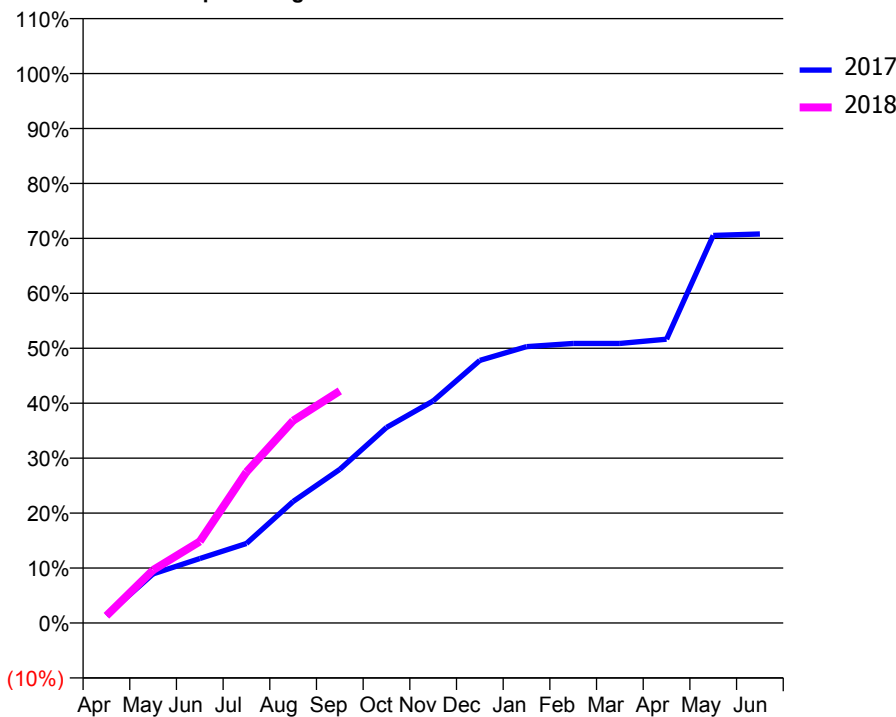
ACCESS*

Patients seen in 24 months	Total	Change since previous quarter
Quarter ending September 2016	2,449	
Quarter ending December 2016	2,614	↑
Quarter ending March 2017	2,521	↓
Quarter ending June 2017	3,011	↑
Quarter ending September 2017	2,983	→
Variance since September 2016	21.8%	↑



ACTIVITY

Cumulative percentage of contracted UDA delivered 2017 & 2018



Month	Adjusted Scheduled Activity (UDA)	
	2017	2018
April	166	160
May	1,084	1,170
June	1,422	1,798
July	1,755	3,329
August	2,681	4,464
September	3,388	5,117
October	4,312	
November	4,897	
December	5,791	
January	6,094	
February	6,166	
March	6,166	
April	6,261	
May	8,548	
June	8,581	

QUALITY

	Quantity	Base Number	Contract	AT	Region	England
% of FP17s for the same patient ID Re-attending within 3 months - Children	53	473	11.2%	12.0%	12.8%	11.9%
% of FP17s for the same patient ID Re-attending within 3 months - Adults	426	2,597	16.4%	17.1%	16.5%	15.9%
% of FP17s for the same patient ID Re-attending between 3 & 9 months - Children	199	473	42.1%	57.6%	59.7%	58.1%
% of FP17s for the same patient ID Re-attending between 3 & 9 months - Adults	1,079	2,597	41.5%	51.1%	53.0%	50.6%
% of FP17s for Band 1 Urgent Courses	197	2,022	9.7%	9.7%	9.2%	9.1%
% of FP17s Relating to Free Repair or Replacements	43	2,022	2.1%	1.1%	1.0%	0.8%
% of FP17s Relating to Continuations	29	2,022	1.4%	1.3%	1.2%	1.1%
% of Patients satisfied with the dentistry they have received	10	12	83.3%	92.4%	91.6%	91.4%
% of Patients satisfied with the time they had to wait for an appointment	12	12	100.0%	91.5%	88.1%	87.7%

* This is based on patients treated on this contract for their most recent course of treatment. Figures in italics indicate the base number of FP17s or Patient Questionnaire responses are less than 100. N/A is shown where the base number of responses is less than 10 during the period. % is calculated as Quantity/Base number*100

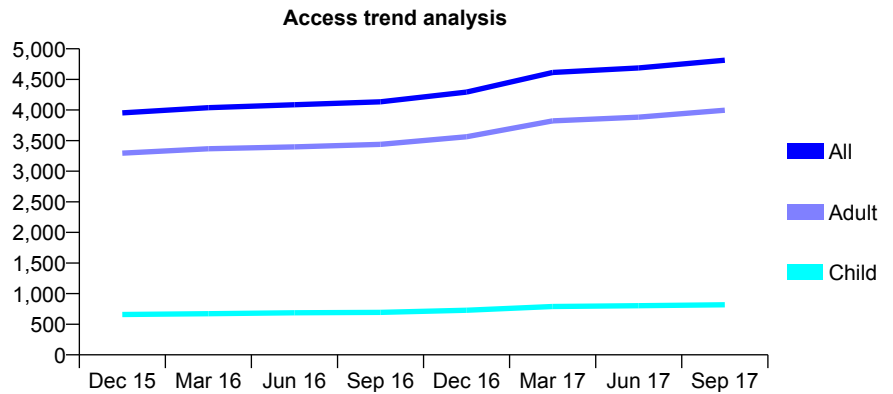
Q44 - Vital Signs At a Glance Contract Report for 166693/0001 - September 2017

Name or company name	Roe Street Dental Practice
Contract type name	GDS Contract
Purpose of contract	General
Contract start date	01/10/2013
Contract end date	

17/18 Contracted general activity (UDA)	14,952
Carry forward general activity (UDA)	0
17/18 Contracted orthodontic activity (UOA)	0
Carry forward orthodontic activity (UOA)	0
Baseline contract value	£407,785.53

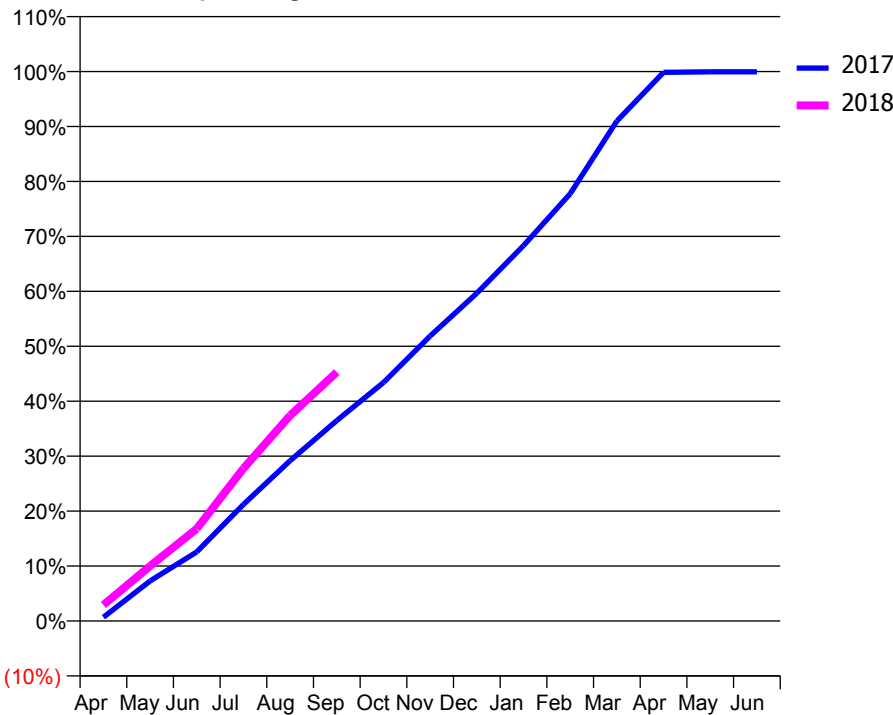
ACCESS*

Patients seen in 24 months	Total	Change since previous quarter
Quarter ending September 2016	4,133	
Quarter ending December 2016	4,292	↑
Quarter ending March 2017	4,613	↑
Quarter ending June 2017	4,687	→
Quarter ending September 2017	4,814	↑
Variance since September 2016	16.5%	↑



ACTIVITY

Cumulative percentage of contracted UDA delivered 2017 & 2018



Month	Adjusted Scheduled Activity (UDA)	
	2017	2018
April	103	437
May	1,090	1,498
June	1,880	2,512
July	3,172	4,152
August	4,365	5,594
September	5,456	6,772
October	6,489	
November	7,754	
December	8,919	
January	10,214	
February	11,627	
March	13,603	
April	14,929	
May	14,943	
June	14,944	

QUALITY

	Quantity	Base Number	Contract	AT	Region	England
% of FP17s for the same patient ID Re-attending within 3 months - Children	118	757	15.6%	12.0%	12.8%	11.9%
% of FP17s for the same patient ID Re-attending within 3 months - Adults	752	3,631	20.7%	17.1%	16.5%	15.9%
% of FP17s for the same patient ID Re-attending between 3 & 9 months - Children	469	757	62.0%	57.6%	59.7%	58.1%
% of FP17s for the same patient ID Re-attending between 3 & 9 months - Adults	2,196	3,631	60.5%	51.1%	53.0%	50.6%
% of FP17s for Band 1 Urgent Courses	484	3,887	12.5%	9.7%	9.2%	9.1%
% of FP17s Relating to Free Repair or Replacements	48	3,887	1.2%	1.1%	1.0%	0.8%
% of FP17s Relating to Continuations	46	3,887	1.2%	1.3%	1.2%	1.1%
% of Patients satisfied with the dentistry they have received	17	21	81.0%	92.4%	91.6%	91.4%
% of Patients satisfied with the time they had to wait for an appointment	20	21	95.2%	91.5%	88.1%	87.7%

* This is based on patients treated on this contract for their most recent course of treatment. Figures in italics indicate the base number of FP17s or Patient Questionnaire responses are less than 100. N/A is shown where the base number of responses is less than 10 during the period. % is calculated as Quantity/Base number*100

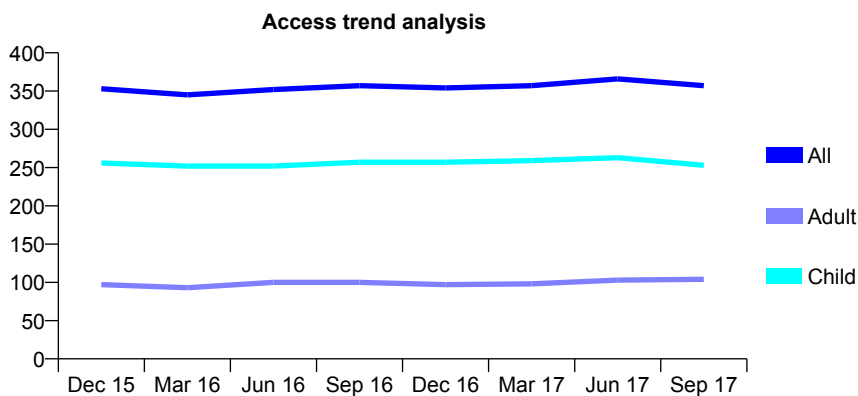
Q44 - Vital Signs At a Glance Contract Report for 168440/0001 - September 2017

Name or company name	John Sullivan Dental Practice Ltd
Contract type name	GDS Contract
Purpose of contract	General
Contract start date	01/05/2010
Contract end date	

17/18 Contracted general activity (UDA)	1,000
Carry forward general activity (UDA)	0
17/18 Contracted orthodontic activity (UOA)	0
Carry forward orthodontic activity (UOA)	0
Baseline contract value	£21,062.86

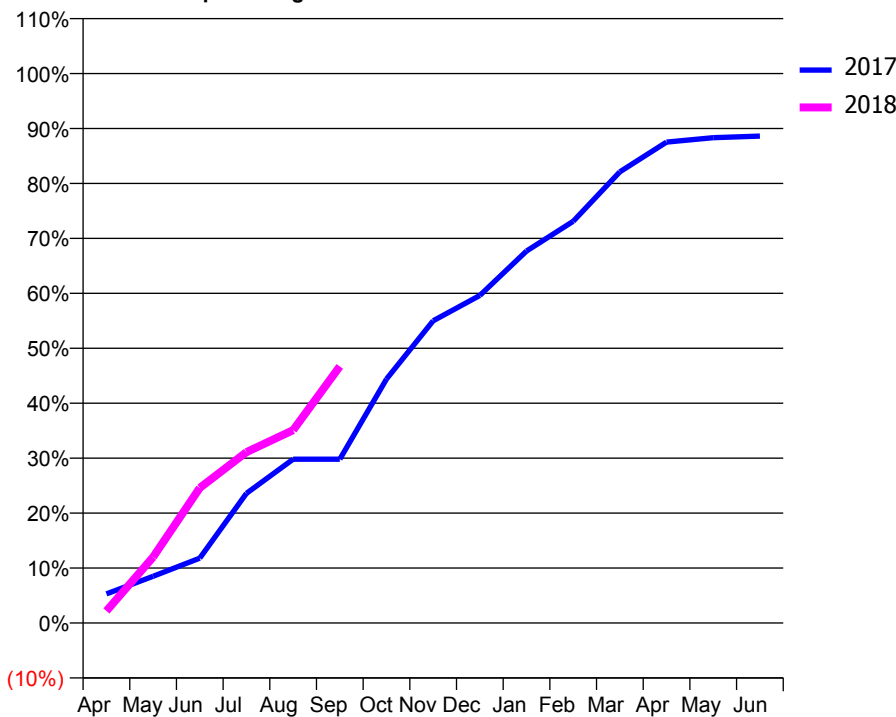
ACCESS*

Patients seen in 24 months	Total	Change since previous quarter
Quarter ending September 2016	357	
Quarter ending December 2016	354	→
Quarter ending March 2017	357	→
Quarter ending June 2017	366	↑
Quarter ending September 2017	357	↓
Variance since September 2016	0.0%	→



ACTIVITY

Cumulative percentage of contracted UDA delivered 2017 & 2018



Month	Adjusted Scheduled Activity (UDA)	
	2017	2018
April	53	22
May	85	120
June	118	246
July	236	311
August	298	351
September	298	467
October	444	
November	550	
December	596	
January	677	
February	731	
March	821	
April	875	
May	883	
June	886	

QUALITY

	Quantity	Base Number	Contract	AT	Region	England
% of FP17s for the same patient ID Re-attending within 3 months - Children	8	185	4.3%	12.0%	12.8%	11.9%
% of FP17s for the same patient ID Re-attending within 3 months - Adults	2	52	3.8%	17.1%	16.5%	15.9%
% of FP17s for the same patient ID Re-attending between 3 & 9 months - Children	103	185	55.7%	57.6%	59.7%	58.1%
% of FP17s for the same patient ID Re-attending between 3 & 9 months - Adults	19	52	36.5%	51.1%	53.0%	50.6%
% of FP17s for Band 1 Urgent Courses	0	210	0.0%	9.7%	9.2%	9.1%
% of FP17s Relating to Free Repair or Replacements	0	210	0.0%	1.1%	1.0%	0.8%
% of FP17s Relating to Continuations	0	210	0.0%	1.3%	1.2%	1.1%
% of Patients satisfied with the dentistry they have received	0	0	N/A	92.4%	91.6%	91.4%
% of Patients satisfied with the time they had to wait for an appointment	0	0	N/A	91.5%	88.1%	87.7%

* This is based on patients treated on this contract for their most recent course of treatment. Figures in italics indicate the base number of FP17s or Patient Questionnaire responses are less than 100. N/A is shown where the base number of responses is less than 10 during the period. % is calculated as Quantity/Base number*100

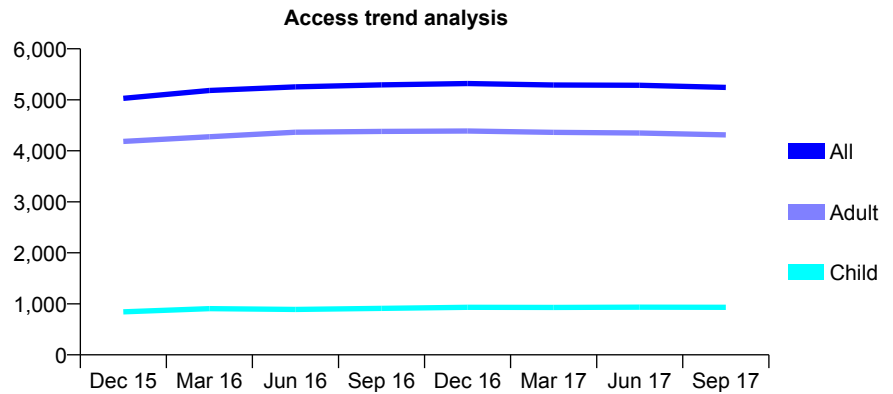
Q44 - Vital Signs At a Glance Contract Report for 169633/0001 - September 2017

Name or company name	Chester Dental Clinic
Contract type name	GDS Contract
Purpose of contract	General
Contract start date	01/04/2011
Contract end date	

17/18 Contracted general activity (UDA)	19,750
Carry forward general activity (UDA)	0
17/18 Contracted orthodontic activity (UOA)	0
Carry forward orthodontic activity (UOA)	0
Baseline contract value	£507,102.43

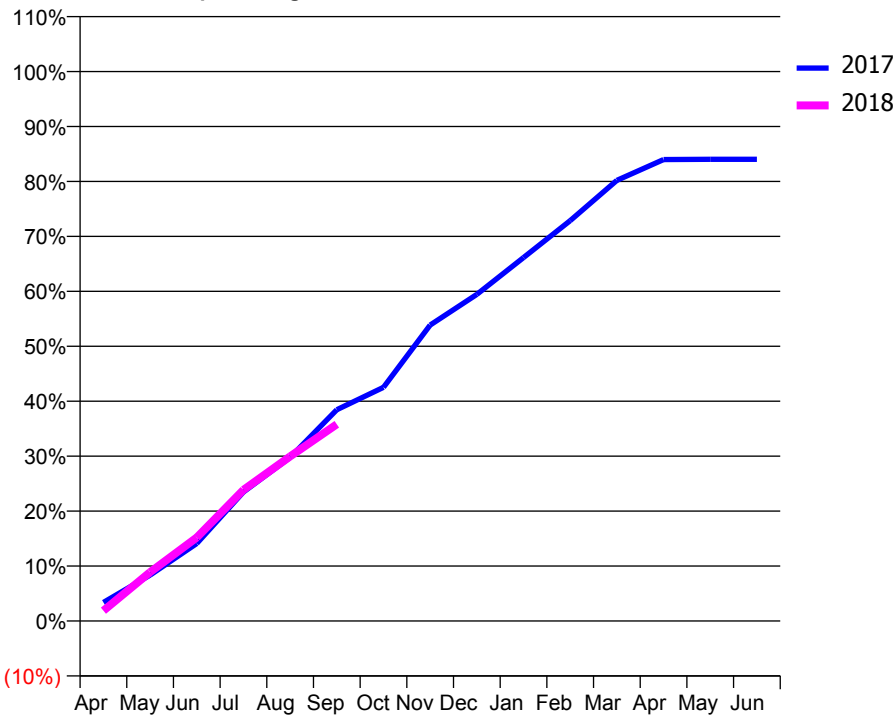
ACCESS*

Patients seen in 24 months	Total	Change since previous quarter
Quarter ending September 2016	5,292	
Quarter ending December 2016	5,319	→
Quarter ending March 2017	5,291	→
Quarter ending June 2017	5,284	→
Quarter ending September 2017	5,243	→
Variance since September 2016	(0.9%)	→



ACTIVITY

Cumulative percentage of contracted UDA delivered 2017 & 2018



Month	Adjusted Scheduled Activity (UDA)	
	2017	2018
April	668	370
May	1,650	1,755
June	2,785	3,001
July	4,639	4,715
August	5,882	5,919
September	7,593	7,074
October	8,398	
November	10,635	
December	11,742	
January	13,061	
February	14,388	
March	15,836	
April	16,584	
May	16,597	
June	16,595	

QUALITY

	Quantity	Base Number	Contract	AT	Region	England
% of FP17s for the same patient ID Re-attending within 3 months - Children	51	587	8.7%	12.0%	12.8%	11.9%
% of FP17s for the same patient ID Re-attending within 3 months - Adults	486	2,560	19.0%	17.1%	16.5%	15.9%
% of FP17s for the same patient ID Re-attending between 3 & 9 months - Children	301	587	51.3%	57.6%	59.7%	58.1%
% of FP17s for the same patient ID Re-attending between 3 & 9 months - Adults	1,093	2,560	42.7%	51.1%	53.0%	50.6%
% of FP17s for Band 1 Urgent Courses	360	2,838	12.7%	9.7%	9.2%	9.1%
% of FP17s Relating to Free Repair or Replacements	26	2,838	0.9%	1.1%	1.0%	0.8%
% of FP17s Relating to Continuations	34	2,838	1.2%	1.3%	1.2%	1.1%
% of Patients satisfied with the dentistry they have received	11	13	84.6%	92.4%	91.6%	91.4%
% of Patients satisfied with the time they had to wait for an appointment	11	13	84.6%	91.5%	88.1%	87.7%

* This is based on patients treated on this contract for their most recent course of treatment. Figures in italics indicate the base number of FP17s or Patient Questionnaire responses are less than 100. N/A is shown where the base number of responses is less than 10 during the period. % is calculated as Quantity/Base number*100

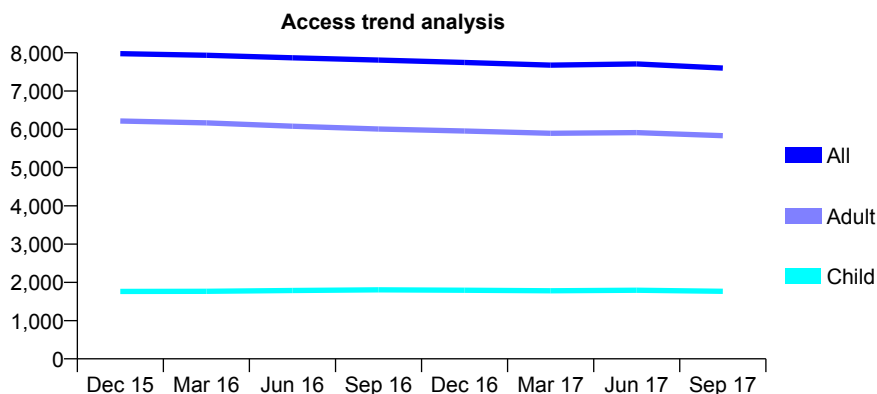
Q44 - Vital Signs At a Glance Contract Report for 171336/0001 - September 2017

Name or company name	Westborne Dental Practice
Contract type name	GDS Contract
Purpose of contract	General
Contract start date	01/04/2006
Contract end date	

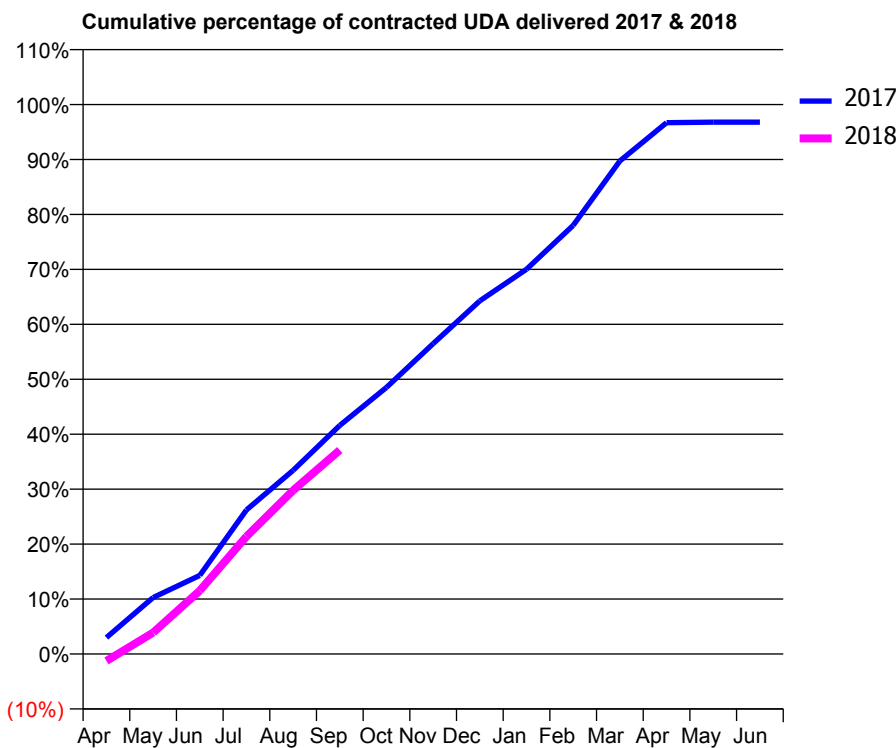
17/18 Contracted general activity (UDA)	25,485
Carry forward general activity (UDA)	815
17/18 Contracted orthodontic activity (UOA)	0
Carry forward orthodontic activity (UOA)	0
Baseline contract value	£790,092.36

ACCESS*

Patients seen in 24 months	Total	Change since previous quarter
Quarter ending September 2016	7,811	
Quarter ending December 2016	7,746	→
Quarter ending March 2017	7,676	→
Quarter ending June 2017	7,710	→
Quarter ending September 2017	7,600	↓
Variance since September 2016	(2.7%)	↓



ACTIVITY



Month	Adjusted Scheduled Activity (UDA)	
	2017	2018
April	766	-326
May	2,619	991
June	3,644	2,942
July	6,680	5,451
August	8,520	7,592
September	10,605	9,460
October	12,366	
November	14,395	
December	16,381	
January	17,843	
February	19,881	
March	22,868	
April	24,644	
May	24,670	
June	24,670	

QUALITY

	Quantity	Base Number	Contract	AT	Region	England
% of FP17s for the same patient ID Re-attending within 3 months - Children	160	1,589	10.1%	12.0%	12.8%	11.9%
% of FP17s for the same patient ID Re-attending within 3 months - Adults	1,010	4,568	22.1%	17.1%	16.5%	15.9%
% of FP17s for the same patient ID Re-attending between 3 & 9 months - Children	1,022	1,589	64.3%	57.6%	59.7%	58.1%
% of FP17s for the same patient ID Re-attending between 3 & 9 months - Adults	2,330	4,568	51.0%	51.1%	53.0%	50.6%
% of FP17s for Band 1 Urgent Courses	814	5,130	15.9%	9.7%	9.2%	9.1%
% of FP17s Relating to Free Repair or Replacements	75	5,130	1.5%	1.1%	1.0%	0.8%
% of FP17s Relating to Continuations	37	5,130	0.7%	1.3%	1.2%	1.1%
% of Patients satisfied with the dentistry they have received	16	16	100.0%	92.4%	91.6%	91.4%
% of Patients satisfied with the time they had to wait for an appointment	16	16	100.0%	91.5%	88.1%	87.7%

* This is based on patients treated on this contract for their most recent course of treatment. Figures in italics indicate the base number of FP17s or Patient Questionnaire responses are less than 100. N/A is shown where the base number of responses is less than 10 during the period. % is calculated as Quantity/Base number*100

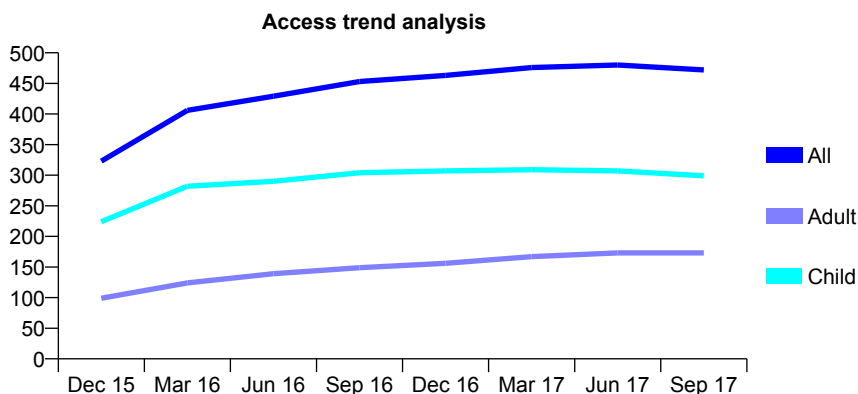
Q44 - Vital Signs At a Glance Contract Report for 173053/0001 - September 2017

Name or company name	Chester Road Dental Care Ltd
Contract type name	GDS Contract
Purpose of contract	General
Contract start date	01/07/2015
Contract end date	

17/18 Contracted general activity (UDA)	1,149
Carry forward general activity (UDA)	0
17/18 Contracted orthodontic activity (UOA)	0
Carry forward orthodontic activity (UOA)	0
Baseline contract value	£24,292.87

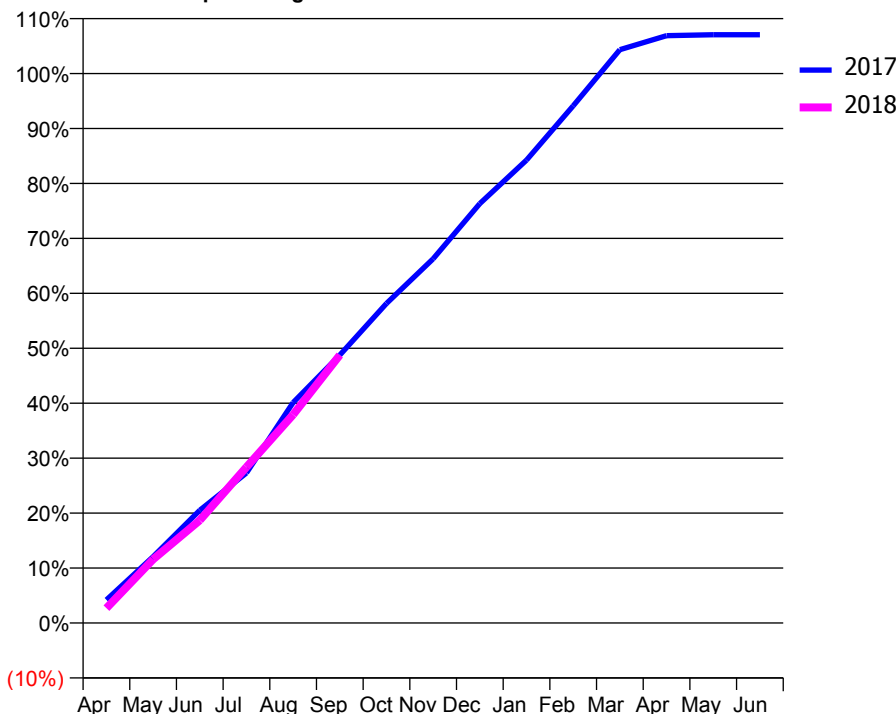
ACCESS*

Patients seen in 24 months	Total	Change since previous quarter
Quarter ending September 2016	453	
Quarter ending December 2016	463	↑
Quarter ending March 2017	476	↑
Quarter ending June 2017	480	→
Quarter ending September 2017	472	↓
Variance since September 2016	4.2%	↑



ACTIVITY

Cumulative percentage of contracted UDA delivered 2017 & 2018



Adjusted Scheduled Activity (UDA)

Month	2017	2018
April	49	31
May	141	133
June	241	215
July	320	326
August	470	436
September	571	560
October	682	
November	777	
December	895	
January	987	
February	1,103	
March	1,223	
April	1,253	
May	1,255	
June	1,255	

QUALITY

	Quantity	Base Number	Contract	AT	Region	England
% of FP17s for the same patient ID Re-attending within 3 months - Children	23	284	8.1%	12.0%	12.8%	11.9%
% of FP17s for the same patient ID Re-attending within 3 months - Adults	22	125	17.6%	17.1%	16.5%	15.9%
% of FP17s for the same patient ID Re-attending between 3 & 9 months - Children	224	284	78.9%	57.6%	59.7%	58.1%
% of FP17s for the same patient ID Re-attending between 3 & 9 months - Adults	85	125	68.0%	51.1%	53.0%	50.6%
% of FP17s for Band 1 Urgent Courses	11	381	2.9%	9.7%	9.2%	9.1%
% of FP17s Relating to Free Repair or Replacements	0	381	0.0%	1.1%	1.0%	0.8%
% of FP17s Relating to Continuations	0	381	0.0%	1.3%	1.2%	1.1%
% of Patients satisfied with the dentistry they have received	10	10	100.0%	92.4%	91.6%	91.4%
% of Patients satisfied with the time they had to wait for an appointment	9	10	90.0%	91.5%	88.1%	87.7%

* This is based on patients treated on this contract for their most recent course of treatment. Figures in italics indicate the base number of FP17s or Patient Questionnaire responses are less than 100. N/A is shown where the base number of responses is less than 10 during the period. % is calculated as Quantity/Base number*100

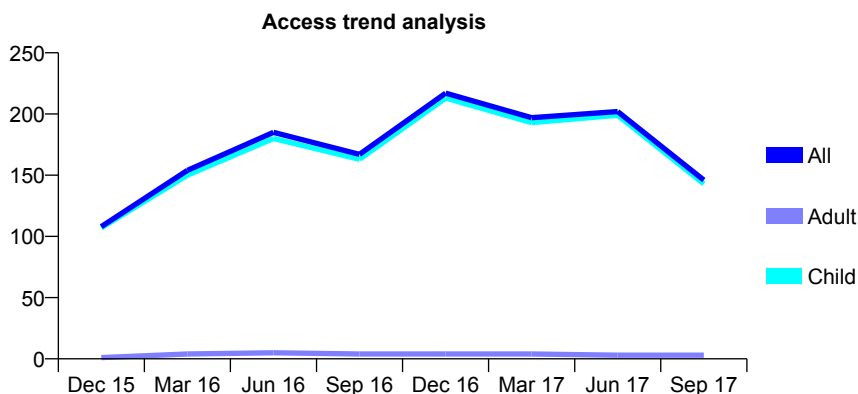
Q44 - Vital Signs At a Glance Contract Report for 174343/0002 - September 2017

Name or company name	Bridgewater Community Healthcare NHS F
Contract type name	PDS Contract
Purpose of contract	General
Contract start date	01/04/2015
Contract end date	31/03/2018

17/18 Contracted general activity (UDA)	3,000
Carry forward general activity (UDA)	0
17/18 Contracted orthodontic activity (UOA)	0
Carry forward orthodontic activity (UOA)	0
Baseline contract value	£601,730.30

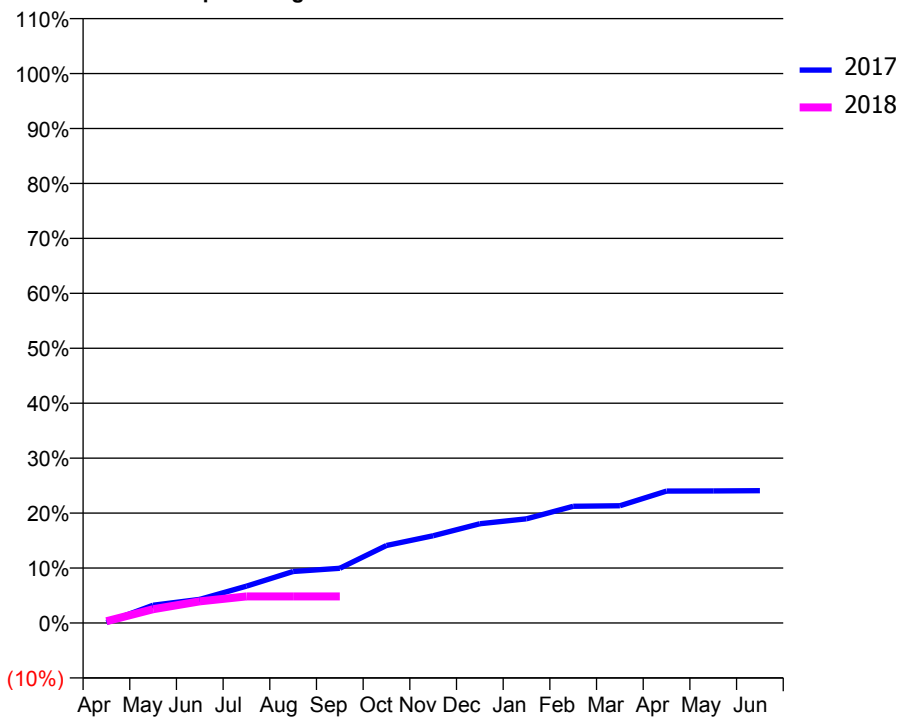
ACCESS*

Patients seen in 24 months	Total	Change since previous quarter
Quarter ending September 2016	167	
Quarter ending December 2016	217	↑
Quarter ending March 2017	197	↓
Quarter ending June 2017	202	↑
Quarter ending September 2017	146	↓
Variance since September 2016	(12.6%)	↓



ACTIVITY

Cumulative percentage of contracted UDA delivered 2017 & 2018



Month	Adjusted Scheduled Activity (UDA)	
	2017	2018
April	3	10
May	97	75
June	129	118
July	201	145
August	281	145
September	299	145
October	423	
November	476	
December	542	
January	569	
February	637	
March	640	
April	720	
May	721	
June	722	

QUALITY

	Quantity	Base Number	Contract	AT	Region	England
% of FP17s for the same patient ID Re-attending within 3 months - Children	1	85	1.2%	12.0%	12.8%	11.9%
% of FP17s for the same patient ID Re-attending within 3 months - Adults	0	1	0.0%	17.1%	16.5%	15.9%
% of FP17s for the same patient ID Re-attending between 3 & 9 months - Children	1	85	1.2%	57.6%	59.7%	58.1%
% of FP17s for the same patient ID Re-attending between 3 & 9 months - Adults	0	1	0.0%	51.1%	53.0%	50.6%
% of FP17s for Band 1 Urgent Courses	1	56	1.8%	9.7%	9.2%	9.1%
% of FP17s Relating to Free Repair or Replacements	0	56	0.0%	1.1%	1.0%	0.8%
% of FP17s Relating to Continuations	0	56	0.0%	1.3%	1.2%	1.1%
% of Patients satisfied with the dentistry they have received	1	1	N/A	92.4%	91.6%	91.4%
% of Patients satisfied with the time they had to wait for an appointment	1	1	N/A	91.5%	88.1%	87.7%

* This is based on patients treated on this contract for their most recent course of treatment. Figures in italics indicate the base number of FP17s or Patient Questionnaire responses are less than 100. N/A is shown where the base number of responses is less than 10 during the period. % is calculated as Quantity/Base number*100

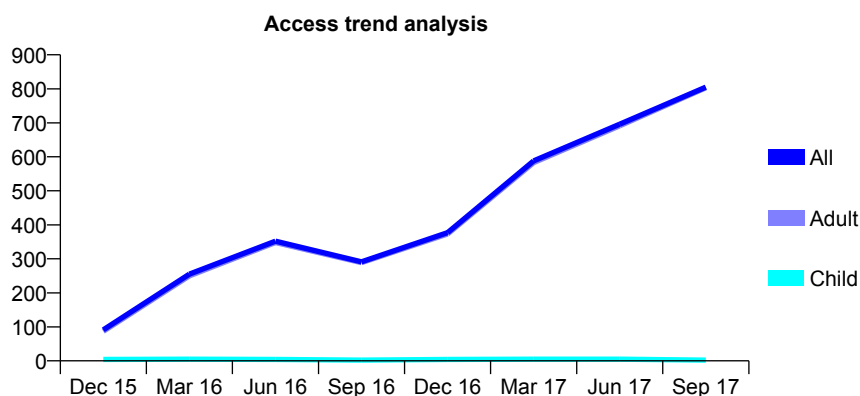
Q44 - Vital Signs At a Glance Contract Report for 174343/0012 - September 2017

Name or company name	Bridgewater Community Healthcare NHS F
Contract type name	PDS Contract
Purpose of contract	General
Contract start date	01/07/2015
Contract end date	30/06/2018

17/18 Contracted general activity (UDA)	6,600
Carry forward general activity (UDA)	0
17/18 Contracted orthodontic activity (UOA)	0
Carry forward orthodontic activity (UOA)	0
Baseline contract value	£361,244.60

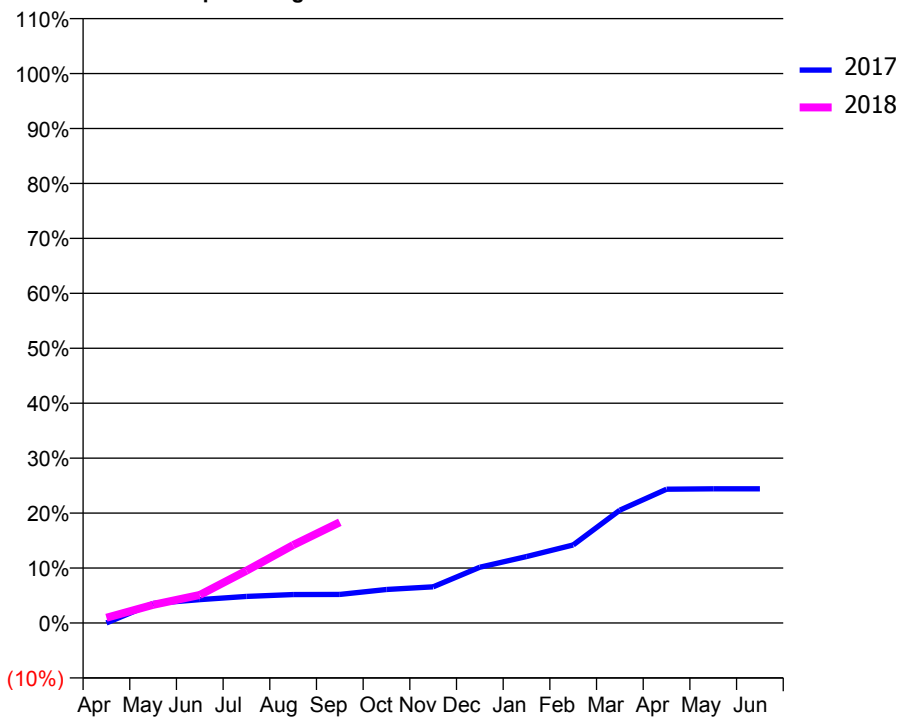
ACCESS*

Patients seen in 24 months	Total	Change since previous quarter
Quarter ending September 2016	291	
Quarter ending December 2016	377	↑
Quarter ending March 2017	588	↑
Quarter ending June 2017	696	↑
Quarter ending September 2017	805	↑
Variance since September 2016	176.6%	↑



ACTIVITY

Cumulative percentage of contracted UDA delivered 2017 & 2018



Month	Adjusted Scheduled Activity (UDA)	
	2017	2018
April	0	64
May	234	218
June	281	337
July	319	629
August	341	936
September	344	1,210
October	402	
November	435	
December	670	
January	798	
February	938	
March	1,355	
April	1,607	
May	1,611	
June	1,611	

QUALITY

	Quantity	Base Number	Contract	AT	Region	England
% of FP17s for the same patient ID Re-attending within 3 months - Children	0	4	0.0%	12.0%	12.8%	11.9%
% of FP17s for the same patient ID Re-attending within 3 months - Adults	13	622	2.1%	17.1%	16.5%	15.9%
% of FP17s for the same patient ID Re-attending between 3 & 9 months - Children	0	4	0.0%	57.6%	59.7%	58.1%
% of FP17s for the same patient ID Re-attending between 3 & 9 months - Adults	0	622	0.0%	51.1%	53.0%	50.6%
% of FP17s for Band 1 Urgent Courses	5	500	1.0%	9.7%	9.2%	9.1%
% of FP17s Relating to Free Repair or Replacements	0	500	0.0%	1.1%	1.0%	0.8%
% of FP17s Relating to Continuations	2	500	0.4%	1.3%	1.2%	1.1%
% of Patients satisfied with the dentistry they have received	0	0	N/A	92.4%	91.6%	91.4%
% of Patients satisfied with the time they had to wait for an appointment	0	0	N/A	91.5%	88.1%	87.7%

* This is based on patients treated on this contract for their most recent course of treatment. Figures in italics indicate the base number of FP17s or Patient Questionnaire responses are less than 100. N/A is shown where the base number of responses is less than 10 during the period. % is calculated as Quantity/Base number*100

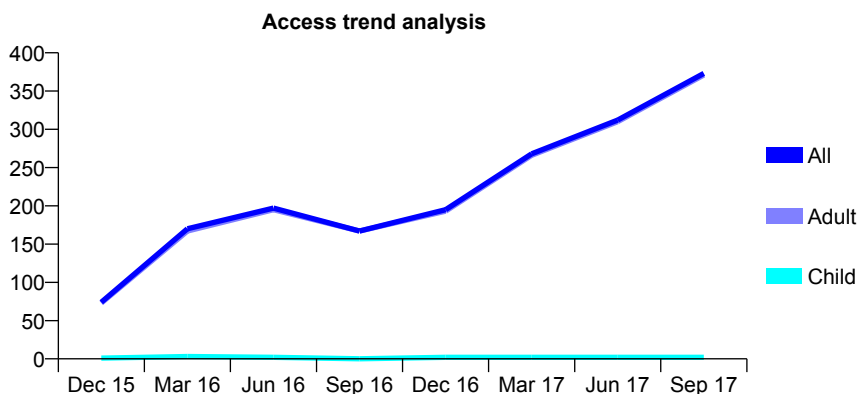
Q44 - Vital Signs At a Glance Contract Report for 174343/0013 - September 2017

Name or company name	Bridgewater Community Healthcare NHS F
Contract type name	PDS Contract
Purpose of contract	General
Contract start date	01/07/2015
Contract end date	30/06/2018

17/18 Contracted general activity (UDA)	2,850
Carry forward general activity (UDA)	0
17/18 Contracted orthodontic activity (UOA)	0
Carry forward orthodontic activity (UOA)	0
Baseline contract value	£154,819.11

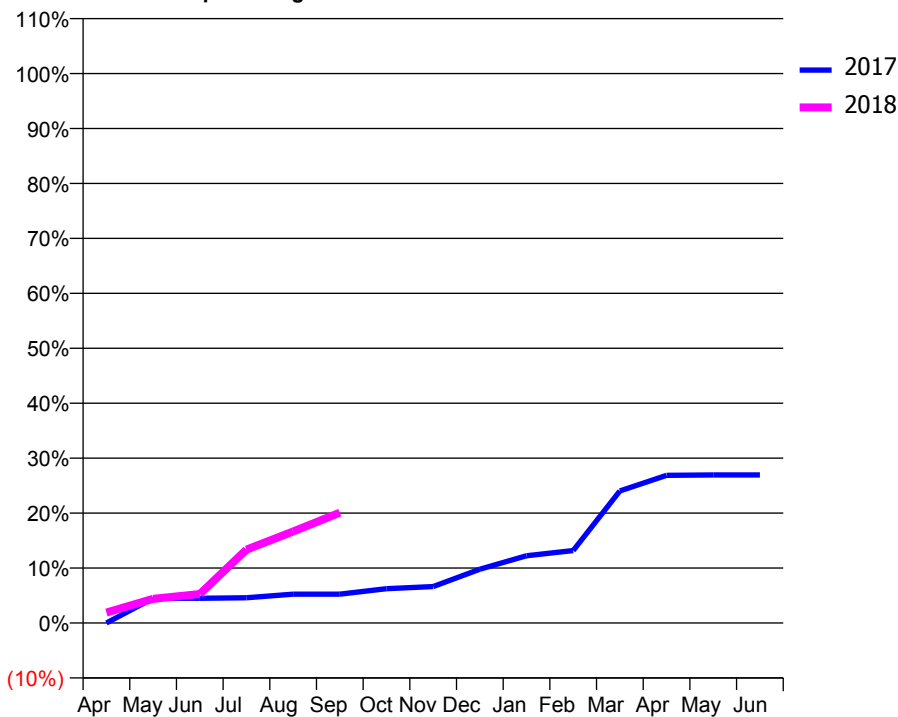
ACCESS*

Patients seen in 24 months	Total	Change since previous quarter
Quarter ending September 2016	167	
Quarter ending December 2016	195	↑
Quarter ending March 2017	268	↑
Quarter ending June 2017	312	↑
Quarter ending September 2017	373	↑
Variance since September 2016	123.4%	↑



ACTIVITY

Cumulative percentage of contracted UDA delivered 2017 & 2018



Month	Adjusted Scheduled Activity (UDA)	
	2017	2018
April	0	54
May	128	125
June	128	150
July	131	381
August	150	475
September	150	573
October	178	
November	189	
December	279	
January	349	
February	376	
March	685	
April	766	
May	768	
June	768	

QUALITY

	Quantity	Base Number	Contract	AT	Region	England
% of FP17s for the same patient ID Re-attending within 3 months - Children	0	2	0.0%	12.0%	12.8%	11.9%
% of FP17s for the same patient ID Re-attending within 3 months - Adults	3	286	1.0%	17.1%	16.5%	15.9%
% of FP17s for the same patient ID Re-attending between 3 & 9 months - Children	0	2	0.0%	57.6%	59.7%	58.1%
% of FP17s for the same patient ID Re-attending between 3 & 9 months - Adults	0	286	0.0%	51.1%	53.0%	50.6%
% of FP17s for Band 1 Urgent Courses	3	221	1.4%	9.7%	9.2%	9.1%
% of FP17s Relating to Free Repair or Replacements	0	221	0.0%	1.1%	1.0%	0.8%
% of FP17s Relating to Continuations	0	221	0.0%	1.3%	1.2%	1.1%
% of Patients satisfied with the dentistry they have received	1	1	N/A	92.4%	91.6%	91.4%
% of Patients satisfied with the time they had to wait for an appointment	1	1	N/A	91.5%	88.1%	87.7%

* This is based on patients treated on this contract for their most recent course of treatment. Figures in italics indicate the base number of FP17s or Patient Questionnaire responses are less than 100. N/A is shown where the base number of responses is less than 10 during the period. % is calculated as Quantity/Base number*100

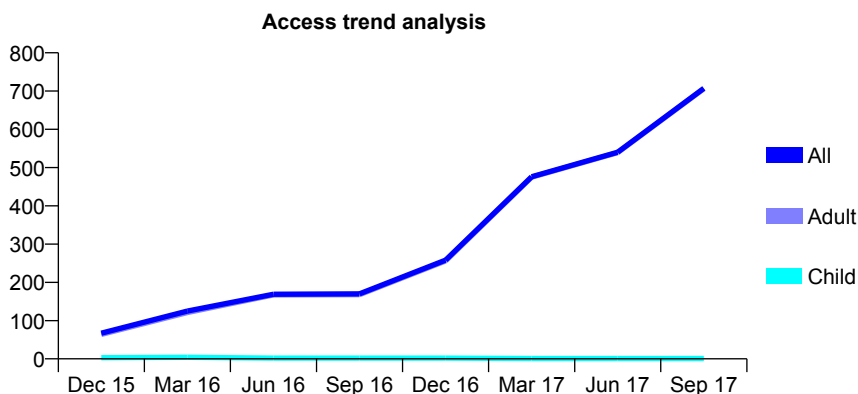
Q44 - Vital Signs At a Glance Contract Report for 174343/0014 - September 2017

Name or company name	Bridgewater Community Healthcare NHS F
Contract type name	PDS Contract
Purpose of contract	General
Contract start date	01/07/2015
Contract end date	30/06/2018

17/18 Contracted general activity (UDA)	3,450
Carry forward general activity (UDA)	0
17/18 Contracted orthodontic activity (UOA)	0
Carry forward orthodontic activity (UOA)	0
Baseline contract value	£190,943.57

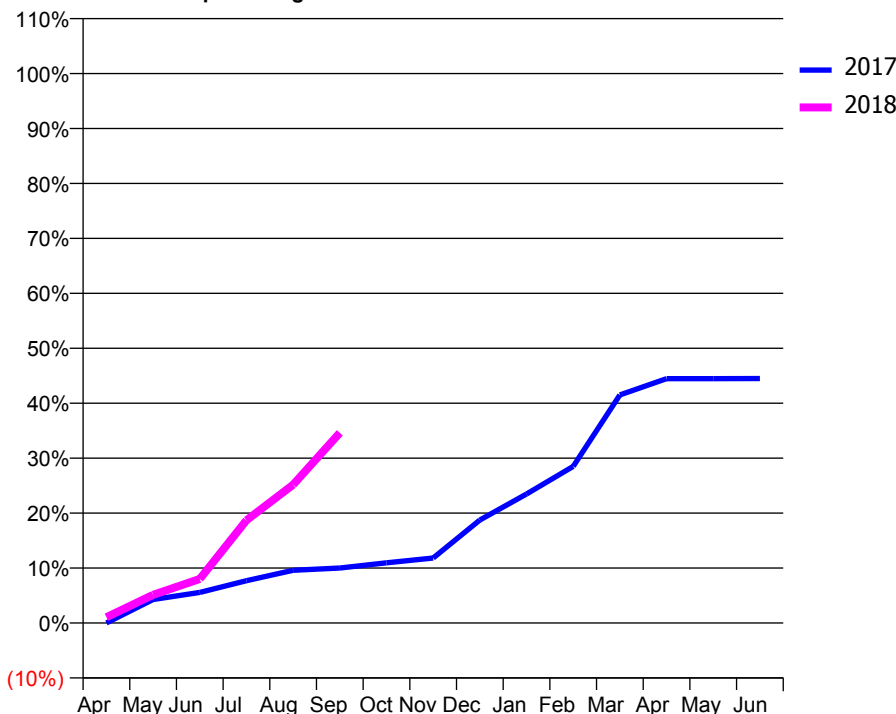
ACCESS*

Patients seen in 24 months	Total	Change since previous quarter
Quarter ending September 2016	170	
Quarter ending December 2016	258	↑
Quarter ending March 2017	476	↑
Quarter ending June 2017	540	↑
Quarter ending September 2017	707	↑
Variance since September 2016	315.9%	↑



ACTIVITY

Cumulative percentage of contracted UDA delivered 2017 & 2018



Month	Adjusted Scheduled Activity (UDA)	
	2017	2018
April	0	36
May	148	177
June	192	277
July	266	645
August	331	868
September	345	1,194
October	378	
November	408	
December	647	
January	810	
February	983	
March	1,432	
April	1,534	
May	1,534	
June	1,535	

QUALITY

	Quantity	Base Number	Contract	AT	Region	England
% of FP17s for the same patient ID Re-attending within 3 months - Children	0	1	0.0%	12.0%	12.8%	11.9%
% of FP17s for the same patient ID Re-attending within 3 months - Adults	2	639	0.3%	17.1%	16.5%	15.9%
% of FP17s for the same patient ID Re-attending between 3 & 9 months - Children	0	1	0.0%	57.6%	59.7%	58.1%
% of FP17s for the same patient ID Re-attending between 3 & 9 months - Adults	1	639	0.2%	51.1%	53.0%	50.6%
% of FP17s for Band 1 Urgent Courses	1	504	0.2%	9.7%	9.2%	9.1%
% of FP17s Relating to Free Repair or Replacements	0	504	0.0%	1.1%	1.0%	0.8%
% of FP17s Relating to Continuations	1	504	0.2%	1.3%	1.2%	1.1%
% of Patients satisfied with the dentistry they have received	2	2	N/A	92.4%	91.6%	91.4%
% of Patients satisfied with the time they had to wait for an appointment	1	2	N/A	91.5%	88.1%	87.7%

* This is based on patients treated on this contract for their most recent course of treatment. Figures in italics indicate the base number of FP17s or Patient Questionnaire responses are less than 100. N/A is shown where the base number of responses is less than 10 during the period. % is calculated as Quantity/Base number*100

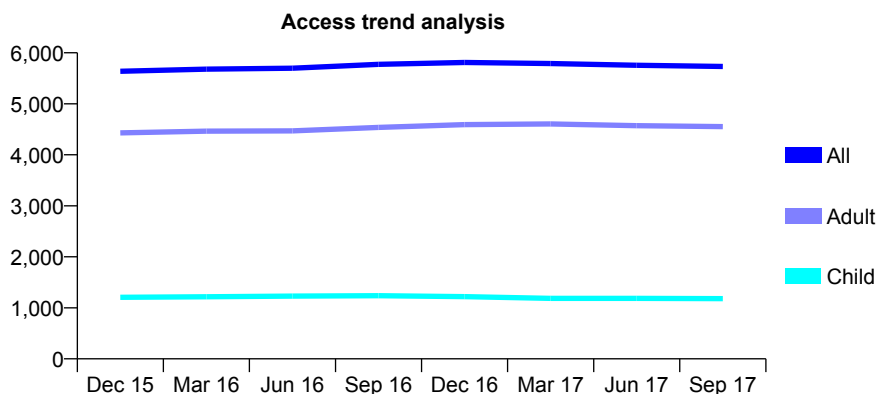
Q44 - Vital Signs At a Glance Contract Report for 175889/0001 - September 2017

Name or company name	Holmlands Dental Practice
Contract type name	GDS Contract
Purpose of contract	General
Contract start date	01/04/2006
Contract end date	

17/18 Contracted general activity (UDA)	18,200
Carry forward general activity (UDA)	0
17/18 Contracted orthodontic activity (UOA)	0
Carry forward orthodontic activity (UOA)	0
Baseline contract value	£541,275.76

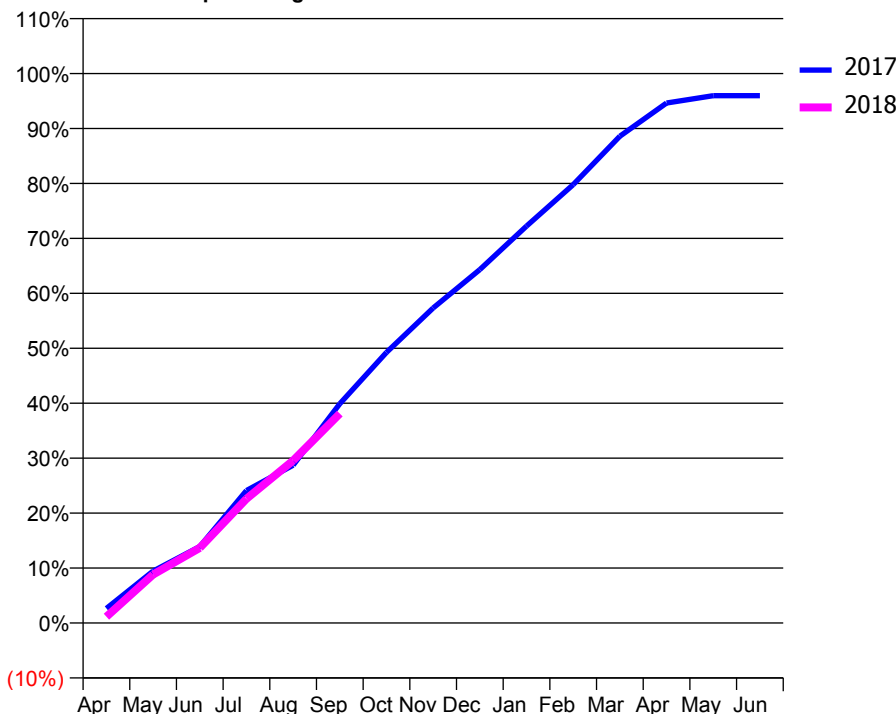
ACCESS*

Patients seen in 24 months	Total	Change since previous quarter
Quarter ending September 2016	5,775	
Quarter ending December 2016	5,810	→
Quarter ending March 2017	5,790	→
Quarter ending June 2017	5,756	→
Quarter ending September 2017	5,732	→
Variance since September 2016	(0.7%)	→



ACTIVITY

Cumulative percentage of contracted UDA delivered 2017 & 2018



Month	Adjusted Scheduled Activity (UDA)	
	2017	2018
April	505	210
May	1,797	1,603
June	2,645	2,487
July	4,580	4,116
August	5,455	5,381
September	7,583	6,936
October	9,358	
November	10,894	
December	12,222	
January	13,724	
February	15,159	
March	16,830	
April	17,978	
May	18,231	
June	18,231	

QUALITY

	Quantity	Base Number	Contract	AT	Region	England
% of FP17s for the same patient ID Re-attending within 3 months - Children	84	813	10.3%	12.0%	12.8%	11.9%
% of FP17s for the same patient ID Re-attending within 3 months - Adults	414	2,708	15.3%	17.1%	16.5%	15.9%
% of FP17s for the same patient ID Re-attending between 3 & 9 months - Children	423	813	52.0%	57.6%	59.7%	58.1%
% of FP17s for the same patient ID Re-attending between 3 & 9 months - Adults	1,158	2,708	42.8%	51.1%	53.0%	50.6%
% of FP17s for Band 1 Urgent Courses	472	3,054	15.5%	9.7%	9.2%	9.1%
% of FP17s Relating to Free Repair or Replacements	18	3,054	0.6%	1.1%	1.0%	0.8%
% of FP17s Relating to Continuations	68	3,054	2.2%	1.3%	1.2%	1.1%
% of Patients satisfied with the dentistry they have received	23	24	95.8%	92.4%	91.6%	91.4%
% of Patients satisfied with the time they had to wait for an appointment	24	24	100.0%	91.5%	88.1%	87.7%

* This is based on patients treated on this contract for their most recent course of treatment. Figures in italics indicate the base number of FP17s or Patient Questionnaire responses are less than 100. N/A is shown where the base number of responses is less than 10 during the period. % is calculated as Quantity/Base number*100

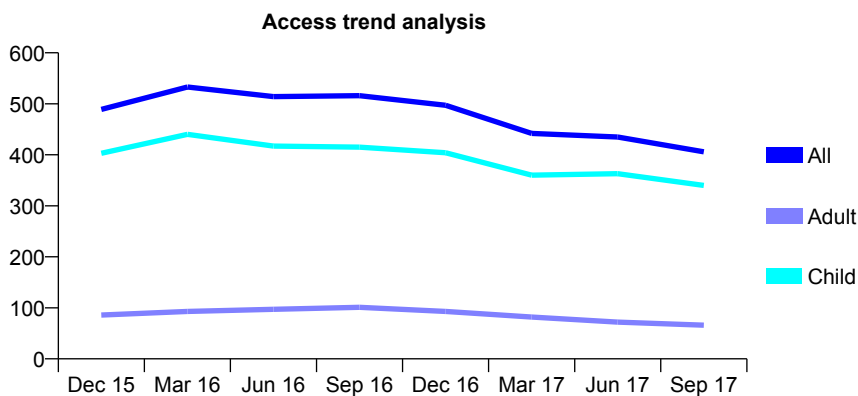
Q44 - Vital Signs At a Glance Contract Report for 176699/0001 - September 2017

Name or company name	Brunner Court Dental Practice
Contract type name	GDS Contract
Purpose of contract	General
Contract start date	01/11/2014
Contract end date	

17/18 Contracted general activity (UDA)	1,606
Carry forward general activity (UDA)	0
17/18 Contracted orthodontic activity (UOA)	0
Carry forward orthodontic activity (UOA)	0
Baseline contract value	£39,657.35

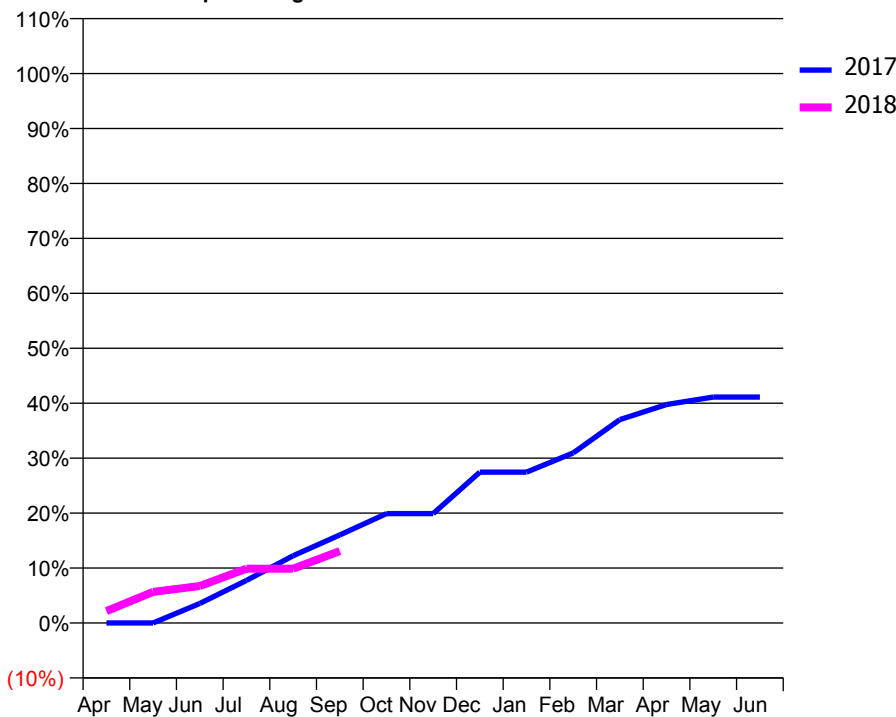
ACCESS*

Patients seen in 24 months	Total	Change since previous quarter
Quarter ending September 2016	516	
Quarter ending December 2016	497	↓
Quarter ending March 2017	442	↓
Quarter ending June 2017	435	↓
Quarter ending September 2017	406	↓
Variance since September 2016	(21.3%)	↓



ACTIVITY

Cumulative percentage of contracted UDA delivered 2017 & 2018



Month	Adjusted Scheduled Activity (UDA)	
	2017	2018
April	0	35
May	0	91
June	57	108
July	125	159
August	197	159
September	258	210
October	320	
November	320	
December	441	
January	441	
February	497	
March	594	
April	638	
May	660	
June	660	

QUALITY

	Quantity	Base Number	Contract	AT	Region	England
% of FP17s for the same patient ID Re-attending within 3 months - Children	11	197	5.6%	12.0%	12.8%	11.9%
% of FP17s for the same patient ID Re-attending within 3 months - Adults	1	14	7.1%	17.1%	16.5%	15.9%
% of FP17s for the same patient ID Re-attending between 3 & 9 months - Children	128	197	65.0%	57.6%	59.7%	58.1%
% of FP17s for the same patient ID Re-attending between 3 & 9 months - Adults	10	14	71.4%	51.1%	53.0%	50.6%
% of FP17s for Band 1 Urgent Courses	1	174	0.6%	9.7%	9.2%	9.1%
% of FP17s Relating to Free Repair or Replacements	0	174	0.0%	1.1%	1.0%	0.8%
% of FP17s Relating to Continuations	2	174	1.1%	1.3%	1.2%	1.1%
% of Patients satisfied with the dentistry they have received	0	0	N/A	92.4%	91.6%	91.4%
% of Patients satisfied with the time they had to wait for an appointment	0	0	N/A	91.5%	88.1%	87.7%

* This is based on patients treated on this contract for their most recent course of treatment. Figures in italics indicate the base number of FP17s or Patient Questionnaire responses are less than 100. N/A is shown where the base number of responses is less than 10 during the period. % is calculated as Quantity/Base number*100

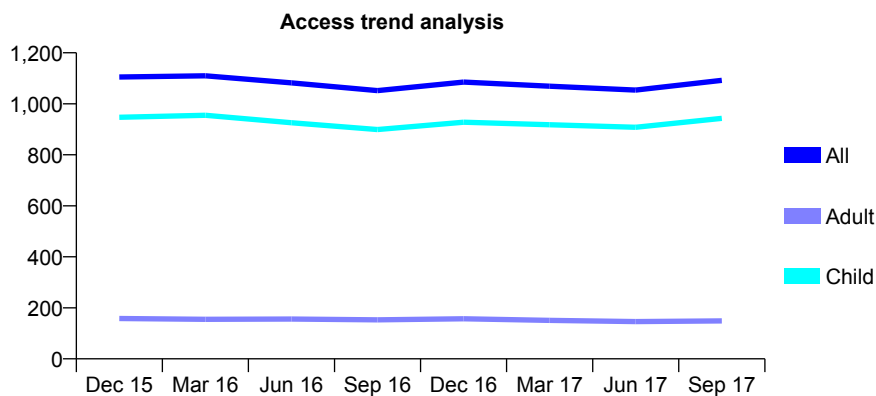
Q44 - Vital Signs At a Glance Contract Report for 177482/0001 - September 2017

Name or company name	Moody Terrace Dental Practice Ltd
Contract type name	GDS Contract
Purpose of contract	General
Contract start date	01/01/2008
Contract end date	

17/18 Contracted general activity (UDA)	4,000
Carry forward general activity (UDA)	0
17/18 Contracted orthodontic activity (UOA)	0
Carry forward orthodontic activity (UOA)	0
Baseline contract value	£84,455.24

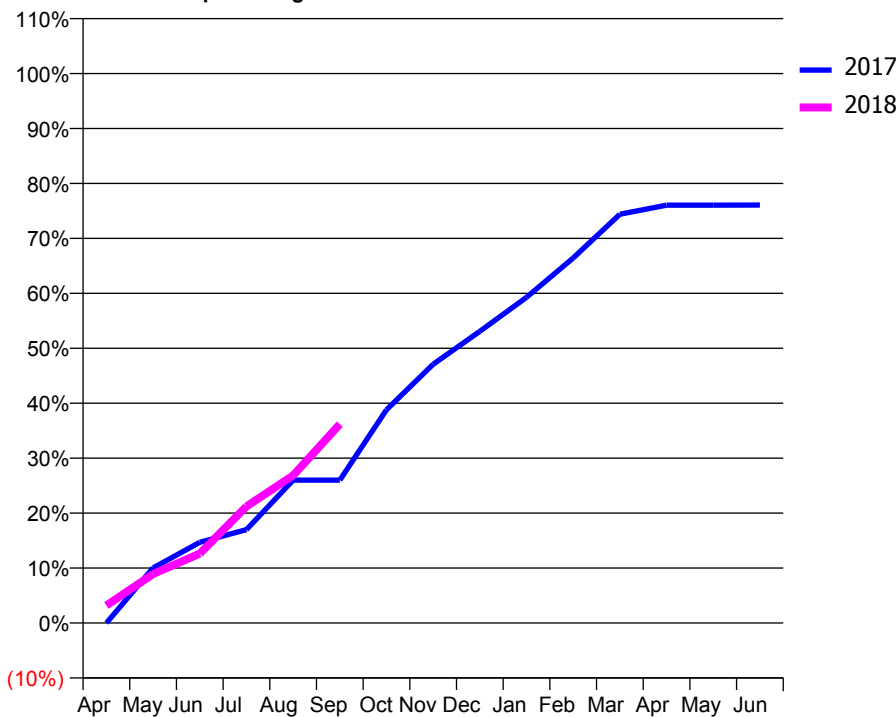
ACCESS*

Patients seen in 24 months	Total	Change since previous quarter
Quarter ending September 2016	1,052	
Quarter ending December 2016	1,085	↑
Quarter ending March 2017	1,069	↓
Quarter ending June 2017	1,054	↓
Quarter ending September 2017	1,092	↑
Variance since September 2016	3.8%	↑



ACTIVITY

Cumulative percentage of contracted UDA delivered 2017 & 2018



Month	Adjusted Scheduled Activity (UDA)	
	2017	2018
April	0	127
May	402	357
June	587	505
July	680	849
August	1,040	1,074
September	1,040	1,448
October	1,552	
November	1,884	
December	2,124	
January	2,370	
February	2,658	
March	2,975	
April	3,042	
May	3,042	
June	3,043	

QUALITY

	Quantity	Base Number	Contract	AT	Region	England
% of FP17s for the same patient ID Re-attending within 3 months - Children	68	879	7.7%	12.0%	12.8%	11.9%
% of FP17s for the same patient ID Re-attending within 3 months - Adults	11	63	17.5%	17.1%	16.5%	15.9%
% of FP17s for the same patient ID Re-attending between 3 & 9 months - Children	595	879	67.7%	57.6%	59.7%	58.1%
% of FP17s for the same patient ID Re-attending between 3 & 9 months - Adults	41	63	65.1%	51.1%	53.0%	50.6%
% of FP17s for Band 1 Urgent Courses	35	857	4.1%	9.7%	9.2%	9.1%
% of FP17s Relating to Free Repair or Replacements	0	857	0.0%	1.1%	1.0%	0.8%
% of FP17s Relating to Continuations	0	857	0.0%	1.3%	1.2%	1.1%
% of Patients satisfied with the dentistry they have received	2	2	N/A	92.4%	91.6%	91.4%
% of Patients satisfied with the time they had to wait for an appointment	2	2	N/A	91.5%	88.1%	87.7%

* This is based on patients treated on this contract for their most recent course of treatment. Figures in italics indicate the base number of FP17s or Patient Questionnaire responses are less than 100. N/A is shown where the base number of responses is less than 10 during the period. % is calculated as Quantity/Base number*100

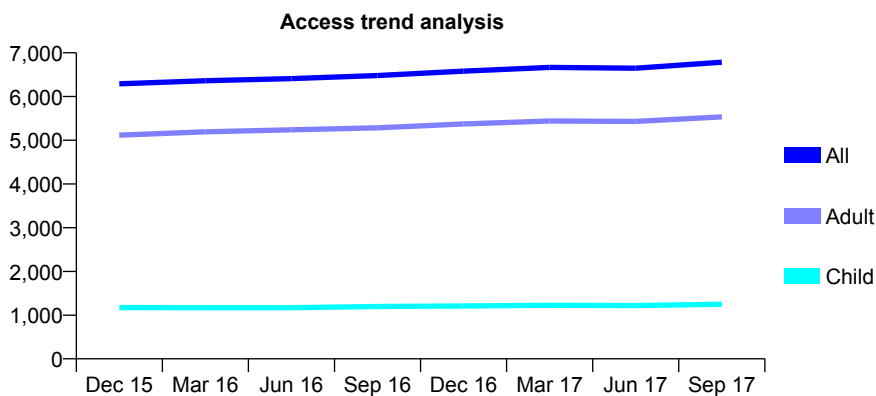
Q44 - Vital Signs At a Glance Contract Report for 181331/0001 - September 2017

Name or company name	Prenton Dental Practice
Contract type name	GDS Contract
Purpose of contract	General
Contract start date	01/04/2006
Contract end date	

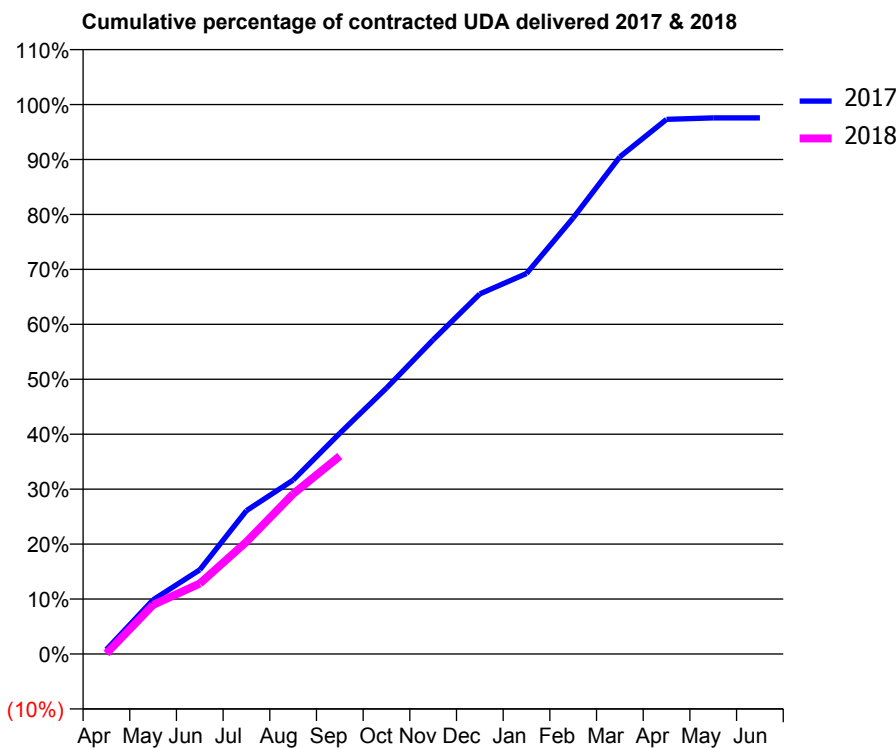
17/18 Contracted general activity (UDA)	21,341
Carry forward general activity (UDA)	0
17/18 Contracted orthodontic activity (UOA)	0
Carry forward orthodontic activity (UOA)	0
Baseline contract value	£649,325.65

ACCESS*

Patients seen in 24 months	Total	Change since previous quarter
Quarter ending September 2016	6,481	
Quarter ending December 2016	6,581	→
Quarter ending March 2017	6,666	→
Quarter ending June 2017	6,648	→
Quarter ending September 2017	6,784	↑
Variance since September 2016	4.7%	↑



ACTIVITY



Month	Adjusted Scheduled Activity (UDA)	
	2017	2018
April	175	25
May	2,106	1,907
June	3,270	2,739
July	5,568	4,360
August	6,756	6,219
September	8,571	7,688
October	10,328	
November	12,202	
December	13,987	
January	14,780	
February	16,938	
March	19,309	
April	20,764	
May	20,823	
June	20,824	

QUALITY

	Quantity	Base Number	Contract	AT	Region	England
% of FP17s for the same patient ID Re-attending within 3 months - Children	95	902	10.5%	12.0%	12.8%	11.9%
% of FP17s for the same patient ID Re-attending within 3 months - Adults	861	4,012	21.5%	17.1%	16.5%	15.9%
% of FP17s for the same patient ID Re-attending between 3 & 9 months - Children	467	902	51.8%	57.6%	59.7%	58.1%
% of FP17s for the same patient ID Re-attending between 3 & 9 months - Adults	1,753	4,012	43.7%	51.1%	53.0%	50.6%
% of FP17s for Band 1 Urgent Courses	623	3,750	16.6%	9.7%	9.2%	9.1%
% of FP17s Relating to Free Repair or Replacements	52	3,750	1.4%	1.1%	1.0%	0.8%
% of FP17s Relating to Continuations	23	3,750	0.6%	1.3%	1.2%	1.1%
% of Patients satisfied with the dentistry they have received	28	30	93.3%	92.4%	91.6%	91.4%
% of Patients satisfied with the time they had to wait for an appointment	27	30	90.0%	91.5%	88.1%	87.7%

* This is based on patients treated on this contract for their most recent course of treatment. Figures in italics indicate the base number of FP17s or Patient Questionnaire responses are less than 100. N/A is shown where the base number of responses is less than 10 during the period. % is calculated as Quantity/Base number*100

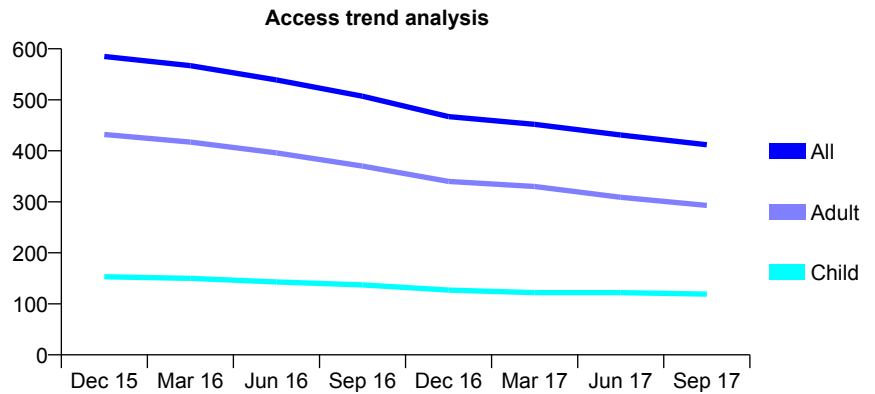
Q44 - Vital Signs At a Glance Contract Report for 185248/0001 - September 2017

Name or company name	Cheshire Centre of Dental Excellence
Contract type name	GDS Contract
Purpose of contract	General
Contract start date	01/06/2010
Contract end date	

17/18 Contracted general activity (UDA)	1,380
Carry forward general activity (UDA)	0
17/18 Contracted orthodontic activity (UOA)	0
Carry forward orthodontic activity (UOA)	0
Baseline contract value	£37,019.40

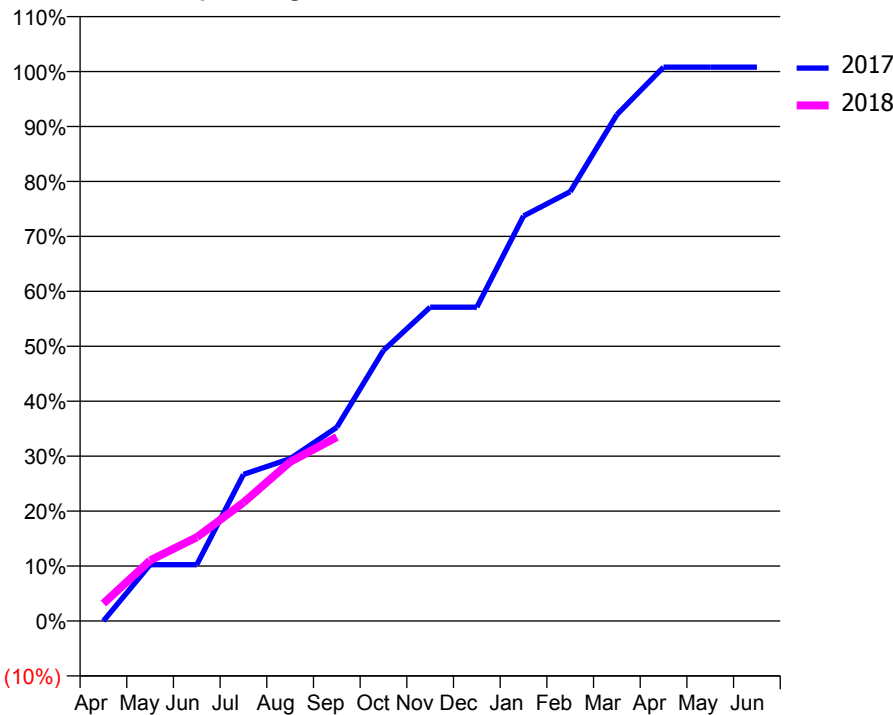
ACCESS*

Patients seen in 24 months	Total	Change since previous quarter
Quarter ending September 2016	507	
Quarter ending December 2016	467	↓
Quarter ending March 2017	452	↓
Quarter ending June 2017	431	↓
Quarter ending September 2017	412	↓
Variance since September 2016	(18.7%)	↓



ACTIVITY

Cumulative percentage of contracted UDA delivered 2017 & 2018



Month	Adjusted Scheduled Activity (UDA)	
	2017	2018
April	0	44
May	144	152
June	144	210
July	376	297
August	416	400
September	496	462
October	694	
November	804	
December	804	
January	1,038	
February	1,100	
March	1,297	
April	1,419	
May	1,419	
June	1,419	

QUALITY

	Quantity	Base Number	Contract	AT	Region	England
% of FP17s for the same patient ID Re-attending within 3 months - Children	9	89	10.1%	12.0%	12.8%	11.9%
% of FP17s for the same patient ID Re-attending within 3 months - Adults	28	182	15.4%	17.1%	16.5%	15.9%
% of FP17s for the same patient ID Re-attending between 3 & 9 months - Children	32	89	36.0%	57.6%	59.7%	58.1%
% of FP17s for the same patient ID Re-attending between 3 & 9 months - Adults	89	182	48.9%	51.1%	53.0%	50.6%
% of FP17s for Band 1 Urgent Courses	5	233	2.1%	9.7%	9.2%	9.1%
% of FP17s Relating to Free Repair or Replacements	0	233	0.0%	1.1%	1.0%	0.8%
% of FP17s Relating to Continuations	16	233	6.9%	1.3%	1.2%	1.1%
% of Patients satisfied with the dentistry they have received	2	2	N/A	92.4%	91.6%	91.4%
% of Patients satisfied with the time they had to wait for an appointment	2	2	N/A	91.5%	88.1%	87.7%

* This is based on patients treated on this contract for their most recent course of treatment. Figures in italics indicate the base number of FP17s or Patient Questionnaire responses are less than 100. N/A is shown where the base number of responses is less than 10 during the period. % is calculated as Quantity/Base number*100

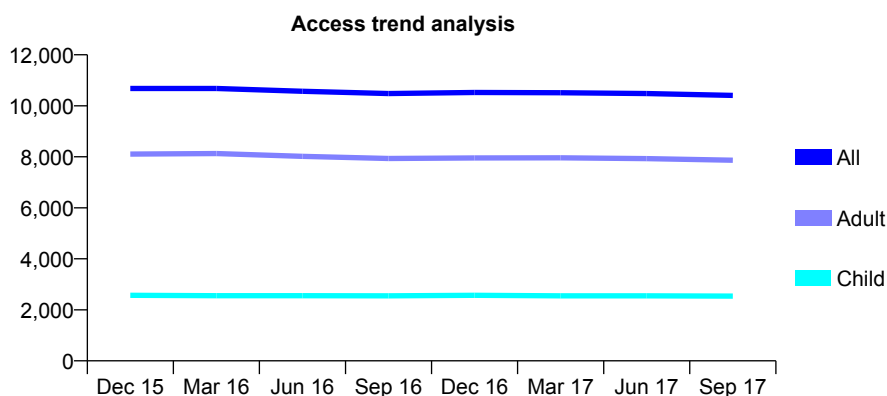
Q44 - Vital Signs At a Glance Contract Report for 185620/0001 - September 2017

Name or company name	Xeon Smiles UK Ltd
Contract type name	PDS Contract
Purpose of contract	General
Contract start date	01/04/2009
Contract end date	31/03/2020

17/18 Contracted general activity (UDA)	32,798
Carry forward general activity (UDA)	980
17/18 Contracted orthodontic activity (UOA)	0
Carry forward orthodontic activity (UOA)	0
Baseline contract value	£837,916.42

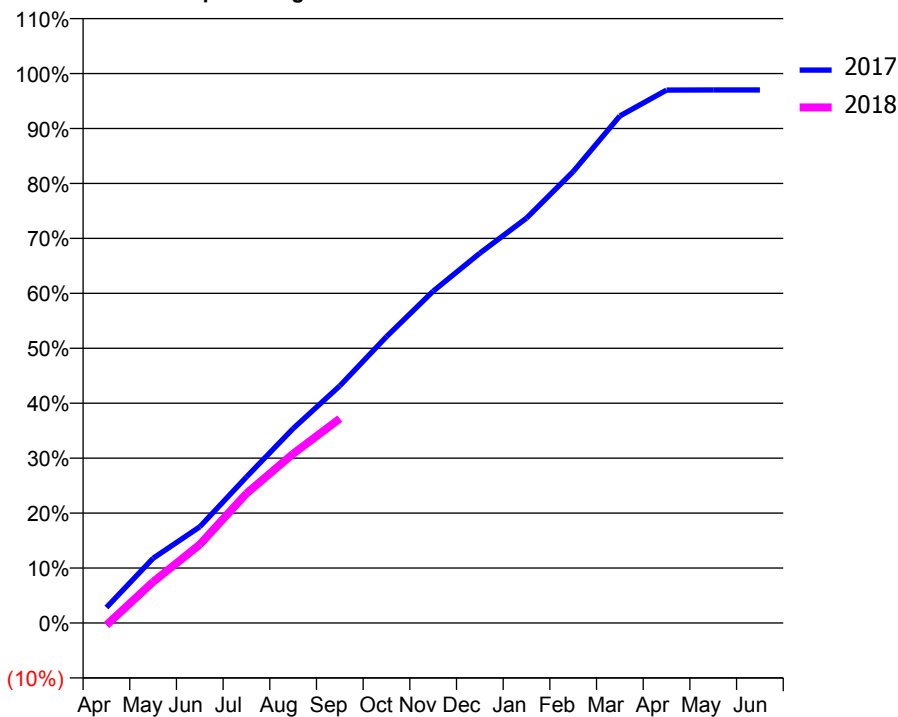
ACCESS*

Patients seen in 24 months	Total	Change since previous quarter
Quarter ending September 2016	10,483	
Quarter ending December 2016	10,525	→
Quarter ending March 2017	10,510	→
Quarter ending June 2017	10,482	→
Quarter ending September 2017	10,407	→
Variance since September 2016	(0.7%)	→



ACTIVITY

Cumulative percentage of contracted UDA delivered 2017 & 2018



Month	Adjusted Scheduled Activity (UDA)	
	2017	2018
April	924	-131
May	3,864	2,453
June	5,746	4,681
July	8,720	7,731
August	11,610	10,108
September	14,159	12,200
October	17,092	
November	19,806	
December	22,073	
January	24,167	
February	26,943	
March	30,263	
April	31,805	
May	31,819	
June	31,818	

QUALITY

	Quantity	Base Number	Contract	AT	Region	England
% of FP17s for the same patient ID Re-attending within 3 months - Children	189	2,012	9.4%	12.0%	12.8%	11.9%
% of FP17s for the same patient ID Re-attending within 3 months - Adults	909	5,578	16.3%	17.1%	16.5%	15.9%
% of FP17s for the same patient ID Re-attending between 3 & 9 months - Children	1,320	2,012	65.6%	57.6%	59.7%	58.1%
% of FP17s for the same patient ID Re-attending between 3 & 9 months - Adults	3,097	5,578	55.5%	51.1%	53.0%	50.6%
% of FP17s for Band 1 Urgent Courses	485	6,899	7.0%	9.7%	9.2%	9.1%
% of FP17s Relating to Free Repair or Replacements	109	6,899	1.6%	1.1%	1.0%	0.8%
% of FP17s Relating to Continuations	70	6,899	1.0%	1.3%	1.2%	1.1%
% of Patients satisfied with the dentistry they have received	23	30	76.7%	92.4%	91.6%	91.4%
% of Patients satisfied with the time they had to wait for an appointment	23	30	76.7%	91.5%	88.1%	87.7%

* This is based on patients treated on this contract for their most recent course of treatment. Figures in italics indicate the base number of FP17s or Patient Questionnaire responses are less than 100. N/A is shown where the base number of responses is less than 10 during the period. % is calculated as Quantity/Base number*100

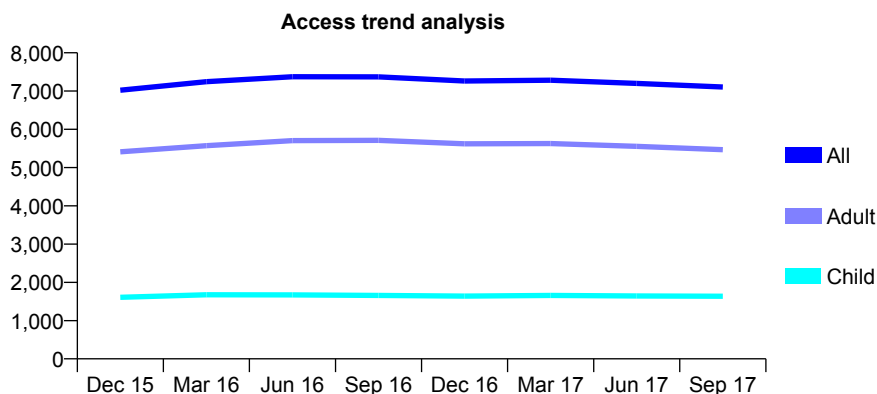
Q44 - Vital Signs At a Glance Contract Report for 192546/0001 - September 2017

Name or company name	Birchwood Dental Practice
Contract type name	GDS Contract
Purpose of contract	General
Contract start date	01/07/2014
Contract end date	

17/18 Contracted general activity (UDA)	19,914
Carry forward general activity (UDA)	116
17/18 Contracted orthodontic activity (UOA)	0
Carry forward orthodontic activity (UOA)	0
Baseline contract value	£603,449.96

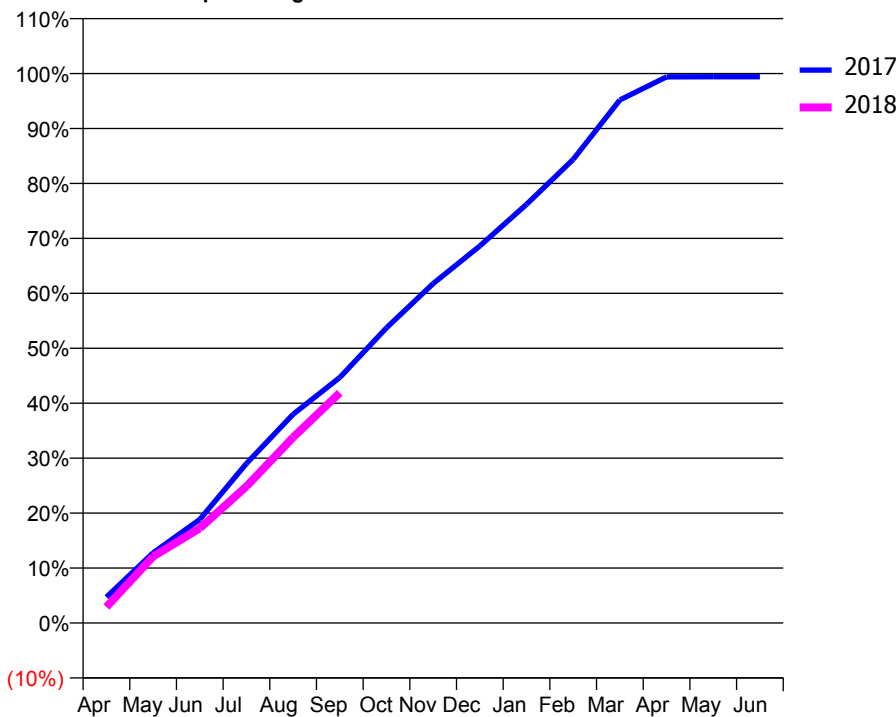
ACCESS*

Patients seen in 24 months	Total	Change since previous quarter
Quarter ending September 2016	7,370	
Quarter ending December 2016	7,262	↓
Quarter ending March 2017	7,285	→
Quarter ending June 2017	7,199	↓
Quarter ending September 2017	7,106	↓
Variance since September 2016	(3.6%)	↓



ACTIVITY

Cumulative percentage of contracted UDA delivered 2017 & 2018



QUALITY

	Quantity	Base Number	Contract	AT	Region	England
% of FP17s for the same patient ID Re-attending within 3 months - Children	84	1,226	6.9%	12.0%	12.8%	11.9%
% of FP17s for the same patient ID Re-attending within 3 months - Adults	449	3,422	13.1%	17.1%	16.5%	15.9%
% of FP17s for the same patient ID Re-attending between 3 & 9 months - Children	780	1,226	63.6%	57.6%	59.7%	58.1%
% of FP17s for the same patient ID Re-attending between 3 & 9 months - Adults	1,757	3,422	51.3%	51.1%	53.0%	50.6%
% of FP17s for Band 1 Urgent Courses	286	4,265	6.7%	9.7%	9.2%	9.1%
% of FP17s Relating to Free Repair or Replacements	70	4,265	1.6%	1.1%	1.0%	0.8%
% of FP17s Relating to Continuations	43	4,265	1.0%	1.3%	1.2%	1.1%
% of Patients satisfied with the dentistry they have received	13	13	100.0%	92.4%	91.6%	91.4%
% of Patients satisfied with the time they had to wait for an appointment	13	13	100.0%	91.5%	88.1%	87.7%

* This is based on patients treated on this contract for their most recent course of treatment. Figures in italics indicate the base number of FP17s or Patient Questionnaire responses are less than 100. N/A is shown where the base number of responses is less than 10 during the period. % is calculated as Quantity/Base number*100

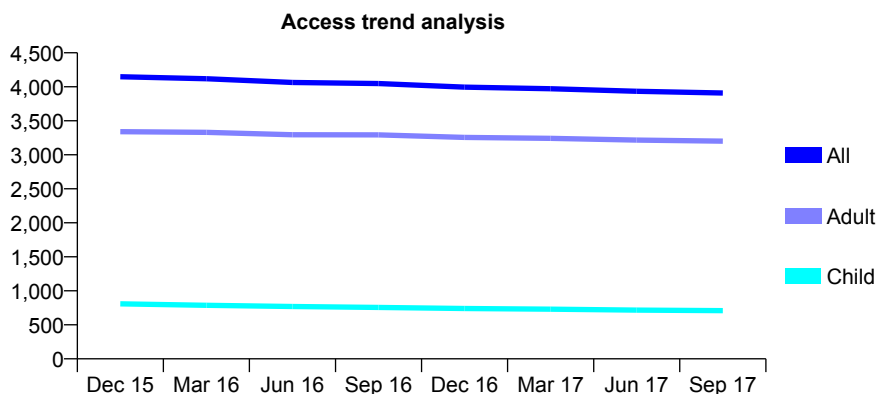
Q44 - Vital Signs At a Glance Contract Report for 193321/0001 - September 2017

Name or company name	PRESTBURY DENTAL PRACTICE LIMITE
Contract type name	GDS Contract
Purpose of contract	General
Contract start date	01/10/2011
Contract end date	

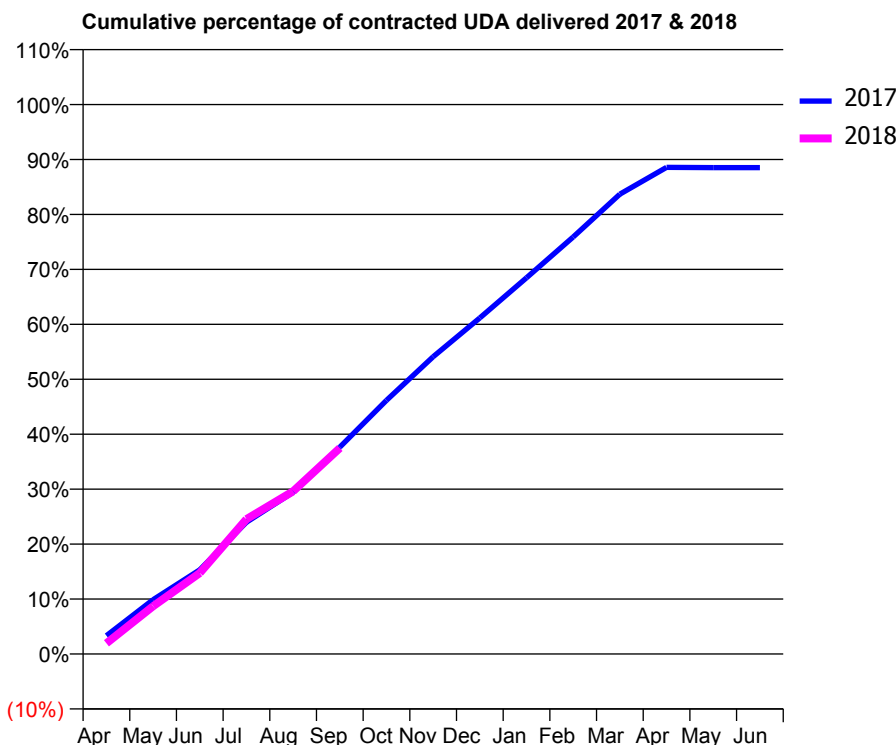
17/18 Contracted general activity (UDA)	13,500
Carry forward general activity (UDA)	0
17/18 Contracted orthodontic activity (UOA)	0
Carry forward orthodontic activity (UOA)	0
Baseline contract value	£376,455.22

ACCESS*

Patients seen in 24 months	Total	Change since previous quarter
Quarter ending September 2016	4,048	
Quarter ending December 2016	3,996	↓
Quarter ending March 2017	3,972	→
Quarter ending June 2017	3,934	→
Quarter ending September 2017	3,909	→
Variance since September 2016	(3.4%)	↓



ACTIVITY



Month	Adjusted Scheduled Activity (UDA)	
	2017	2018
April	452	265
May	1,334	1,174
June	2,070	1,991
July	3,237	3,315
August	3,976	3,999
September	5,082	5,060
October	6,231	
November	7,305	
December	8,257	
January	9,245	
February	10,247	
March	11,297	
April	11,956	
May	11,949	
June	11,948	

QUALITY

	Quantity	Base Number	Contract	AT	Region	England
% of FP17s for the same patient ID Re-attending within 3 months - Children	19	531	3.6%	12.0%	12.8%	11.9%
% of FP17s for the same patient ID Re-attending within 3 months - Adults	494	2,632	18.8%	17.1%	16.5%	15.9%
% of FP17s for the same patient ID Re-attending between 3 & 9 months - Children	378	531	71.2%	57.6%	59.7%	58.1%
% of FP17s for the same patient ID Re-attending between 3 & 9 months - Adults	1,679	2,632	63.8%	51.1%	53.0%	50.6%
% of FP17s for Band 1 Urgent Courses	363	2,897	12.5%	9.7%	9.2%	9.1%
% of FP17s Relating to Free Repair or Replacements	45	2,897	1.6%	1.1%	1.0%	0.8%
% of FP17s Relating to Continuations	35	2,897	1.2%	1.3%	1.2%	1.1%
% of Patients satisfied with the dentistry they have received	12	13	92.3%	92.4%	91.6%	91.4%
% of Patients satisfied with the time they had to wait for an appointment	13	13	100.0%	91.5%	88.1%	87.7%

* This is based on patients treated on this contract for their most recent course of treatment. Figures in italics indicate the base number of FP17s or Patient Questionnaire responses are less than 100. N/A is shown where the base number of responses is less than 10 during the period. % is calculated as Quantity/Base number*100

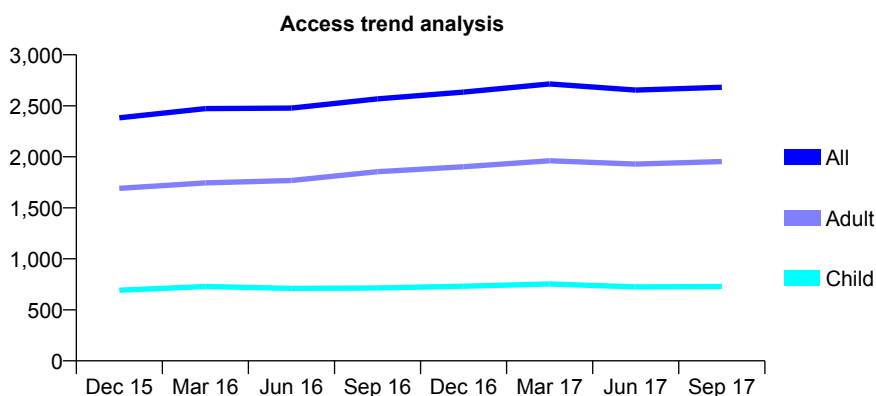
Q44 - Vital Signs At a Glance Contract Report for 194298/0001 - September 2017

Name or company name	Woodchurch Dental Practice
Contract type name	GDS Contract
Purpose of contract	General
Contract start date	08/10/2012
Contract end date	

17/18 Contracted general activity (UDA)	6,570
Carry forward general activity (UDA)	0
17/18 Contracted orthodontic activity (UOA)	0
Carry forward orthodontic activity (UOA)	0
Baseline contract value	£206,032.52

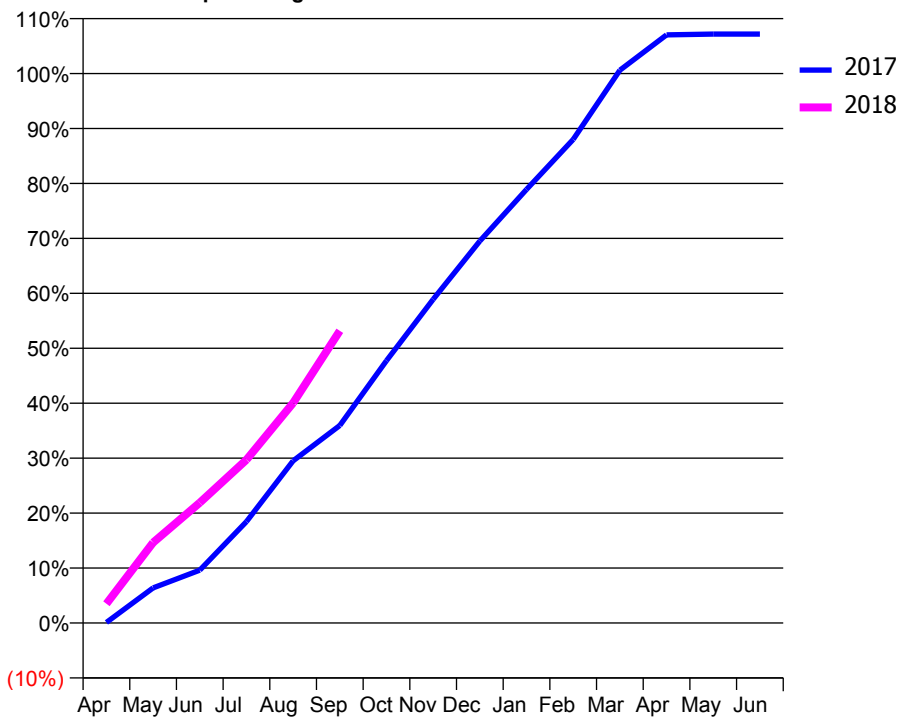
ACCESS*

Patients seen in 24 months	Total	Change since previous quarter
Quarter ending September 2016	2,568	
Quarter ending December 2016	2,634	↑
Quarter ending March 2017	2,715	↑
Quarter ending June 2017	2,654	↓
Quarter ending September 2017	2,682	→
Variance since September 2016	4.4%	↑



ACTIVITY

Cumulative percentage of contracted UDA delivered 2017 & 2018



Adjusted Scheduled Activity (UDA)

Month	2017	2018
April	7	230
May	419	961
June	632	1,439
July	1,213	1,953
August	1,939	2,631
September	2,363	3,495
October	3,137	
November	3,871	
December	4,567	
January	5,184	
February	5,782	
March	6,610	
April	7,033	
May	7,041	
June	7,041	

QUALITY

	Quantity	Base Number	Contract	AT	Region	England
% of FP17s for the same patient ID Re-attending within 3 months - Children	115	680	16.9%	12.0%	12.8%	11.9%
% of FP17s for the same patient ID Re-attending within 3 months - Adults	326	1,290	25.3%	17.1%	16.5%	15.9%
% of FP17s for the same patient ID Re-attending between 3 & 9 months - Children	368	680	54.1%	57.6%	59.7%	58.1%
% of FP17s for the same patient ID Re-attending between 3 & 9 months - Adults	467	1,290	36.2%	51.1%	53.0%	50.6%
% of FP17s for Band 1 Urgent Courses	448	1,606	27.9%	9.7%	9.2%	9.1%
% of FP17s Relating to Free Repair or Replacements	16	1,606	1.0%	1.1%	1.0%	0.8%
% of FP17s Relating to Continuations	2	1,606	0.1%	1.3%	1.2%	1.1%
% of Patients satisfied with the dentistry they have received	5	5	N/A	92.4%	91.6%	91.4%
% of Patients satisfied with the time they had to wait for an appointment	4	5	N/A	91.5%	88.1%	87.7%

* This is based on patients treated on this contract for their most recent course of treatment. Figures in italics indicate the base number of FP17s or Patient Questionnaire responses are less than 100. N/A is shown where the base number of responses is less than 10 during the period. % is calculated as Quantity/Base number*100

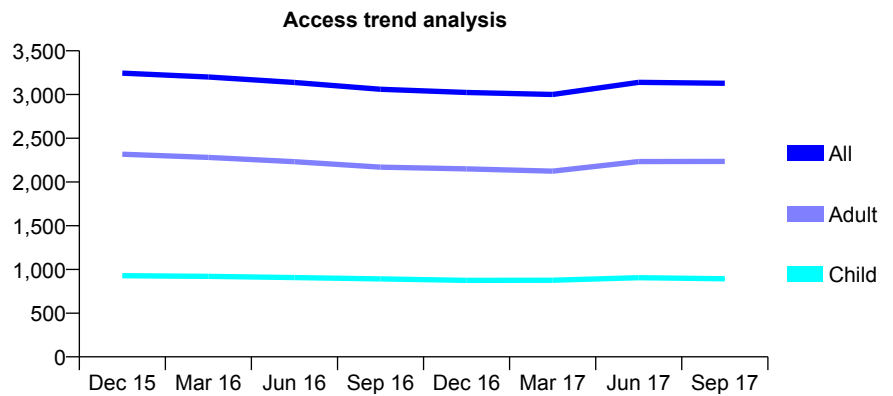
Q44 - Vital Signs At a Glance Contract Report for 198021/0001 - September 2017

Name or company name	Taylor-Jones & Jones
Contract type name	GDS Contract
Purpose of contract	General
Contract start date	01/04/2009
Contract end date	

17/18 Contracted general activity (UDA)	8,000
Carry forward general activity (UDA)	134
17/18 Contracted orthodontic activity (UOA)	0
Carry forward orthodontic activity (UOA)	0
Baseline contract value	£209,324.92

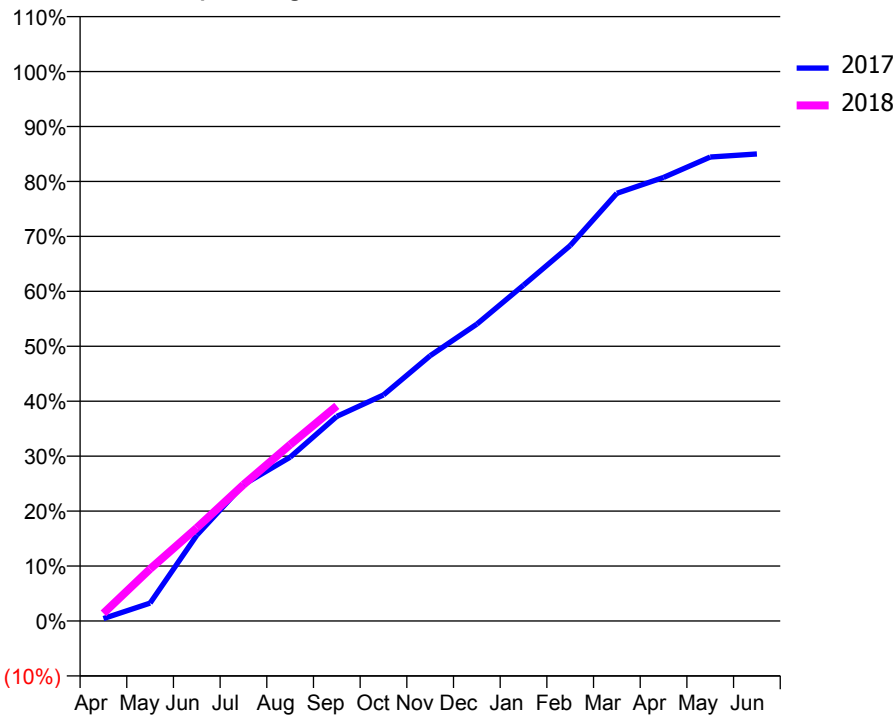
ACCESS*

Patients seen in 24 months	Total	Change since previous quarter
Quarter ending September 2016	3,060	
Quarter ending December 2016	3,024	↓
Quarter ending March 2017	3,000	→
Quarter ending June 2017	3,139	↑
Quarter ending September 2017	3,128	→
Variance since September 2016	2.2%	↑



ACTIVITY

Cumulative percentage of contracted UDA delivered 2017 & 2018



Month	Adjusted Scheduled Activity (UDA)	
	2017	2018
April	35	112
May	262	757
June	1,249	1,356
July	1,986	1,984
August	2,386	2,567
September	2,980	3,133
October	3,292	
November	3,863	
December	4,323	
January	4,890	
February	5,466	
March	6,226	
April	6,459	
May	6,755	
June	6,800	

QUALITY

	Quantity	Base Number	Contract	AT	Region	England
% of FP17s for the same patient ID Re-attending within 3 months - Children	52	863	6.0%	12.0%	12.8%	11.9%
% of FP17s for the same patient ID Re-attending within 3 months - Adults	225	1,855	12.1%	17.1%	16.5%	15.9%
% of FP17s for the same patient ID Re-attending between 3 & 9 months - Children	435	863	50.4%	57.6%	59.7%	58.1%
% of FP17s for the same patient ID Re-attending between 3 & 9 months - Adults	829	1,855	44.7%	51.1%	53.0%	50.6%
% of FP17s for Band 1 Urgent Courses	151	1,841	8.2%	9.7%	9.2%	9.1%
% of FP17s Relating to Free Repair or Replacements	18	1,841	1.0%	1.1%	1.0%	0.8%
% of FP17s Relating to Continuations	4	1,841	0.2%	1.3%	1.2%	1.1%
% of Patients satisfied with the dentistry they have received	58	64	90.6%	92.4%	91.6%	91.4%
% of Patients satisfied with the time they had to wait for an appointment	60	64	93.8%	91.5%	88.1%	87.7%

* This is based on patients treated on this contract for their most recent course of treatment. Figures in italics indicate the base number of FP17s or Patient Questionnaire responses are less than 100. N/A is shown where the base number of responses is less than 10 during the period. % is calculated as Quantity/Base number*100

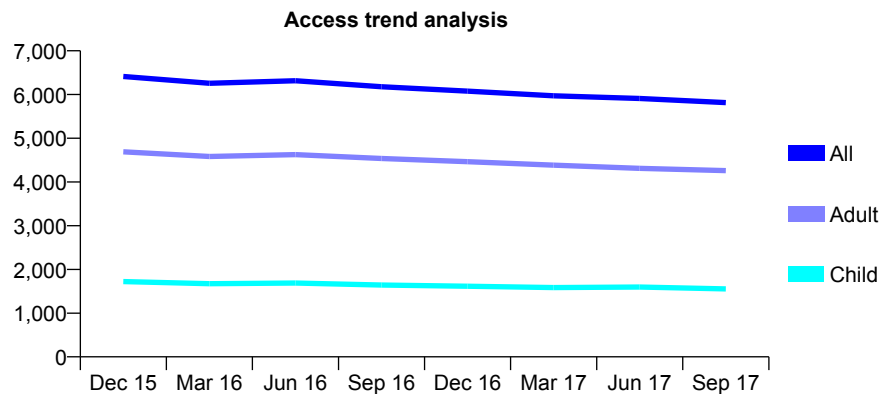
Q44 - Vital Signs At a Glance Contract Report for 210153/0001 - September 2017

Name or company name	Latchford Dental Practice Ltd
Contract type name	GDS Contract
Purpose of contract	General
Contract start date	01/04/2006
Contract end date	

17/18 Contracted general activity (UDA)	15,892
Carry forward general activity (UDA)	121
17/18 Contracted orthodontic activity (UOA)	0
Carry forward orthodontic activity (UOA)	0
Baseline contract value	£505,833.47

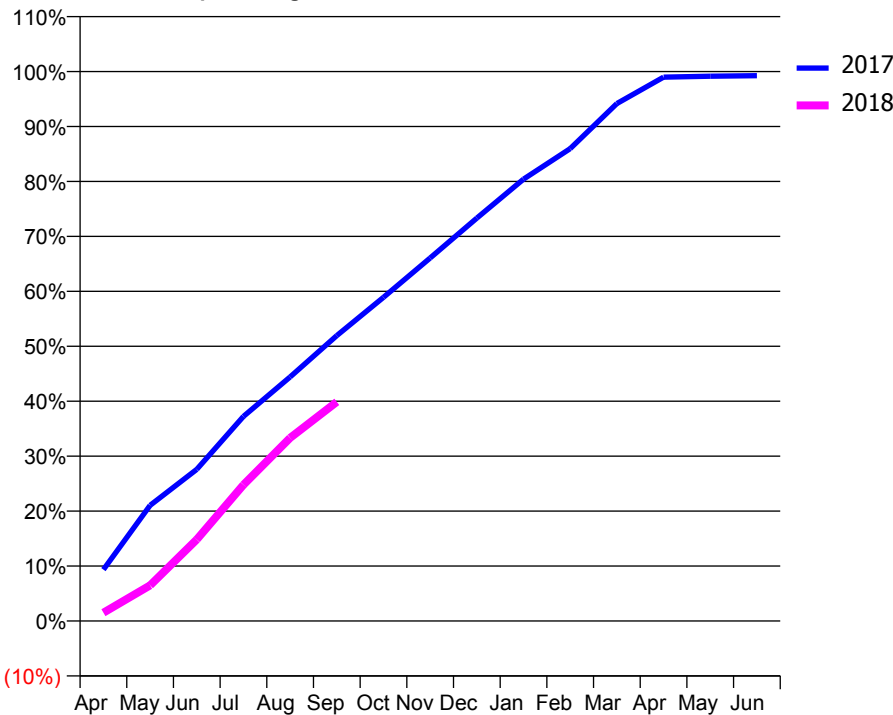
ACCESS*

Patients seen in 24 months	Total	Change since previous quarter
Quarter ending September 2016	6,177	
Quarter ending December 2016	6,077	↓
Quarter ending March 2017	5,971	↓
Quarter ending June 2017	5,910	↓
Quarter ending September 2017	5,815	↓
Variance since September 2016	(5.9%)	↓



ACTIVITY

Cumulative percentage of contracted UDA delivered 2017 & 2018



Month	Adjusted Scheduled Activity (UDA)	
	2017	2018
April	1,487	240
May	3,346	1,032
June	4,388	2,356
July	5,917	3,941
August	7,060	5,296
September	8,256	6,339
October	9,360	
November	10,498	
December	11,653	
January	12,780	
February	13,660	
March	14,967	
April	15,730	
May	15,755	
June	15,771	

QUALITY

	Quantity	Base Number	Contract	AT	Region	England
% of FP17s for the same patient ID Re-attending within 3 months - Children	75	955	7.9%	12.0%	12.8%	11.9%
% of FP17s for the same patient ID Re-attending within 3 months - Adults	399	2,619	15.2%	17.1%	16.5%	15.9%
% of FP17s for the same patient ID Re-attending between 3 & 9 months - Children	356	955	37.3%	57.6%	59.7%	58.1%
% of FP17s for the same patient ID Re-attending between 3 & 9 months - Adults	860	2,619	32.8%	51.1%	53.0%	50.6%
% of FP17s for Band 1 Urgent Courses	313	3,227	9.7%	9.7%	9.2%	9.1%
% of FP17s Relating to Free Repair or Replacements	54	3,227	1.7%	1.1%	1.0%	0.8%
% of FP17s Relating to Continuations	64	3,227	2.0%	1.3%	1.2%	1.1%
% of Patients satisfied with the dentistry they have received	9	11	81.8%	92.4%	91.6%	91.4%
% of Patients satisfied with the time they had to wait for an appointment	11	11	100.0%	91.5%	88.1%	87.7%

* This is based on patients treated on this contract for their most recent course of treatment. Figures in italics indicate the base number of FP17s or Patient Questionnaire responses are less than 100. N/A is shown where the base number of responses is less than 10 during the period. % is calculated as Quantity/Base number*100

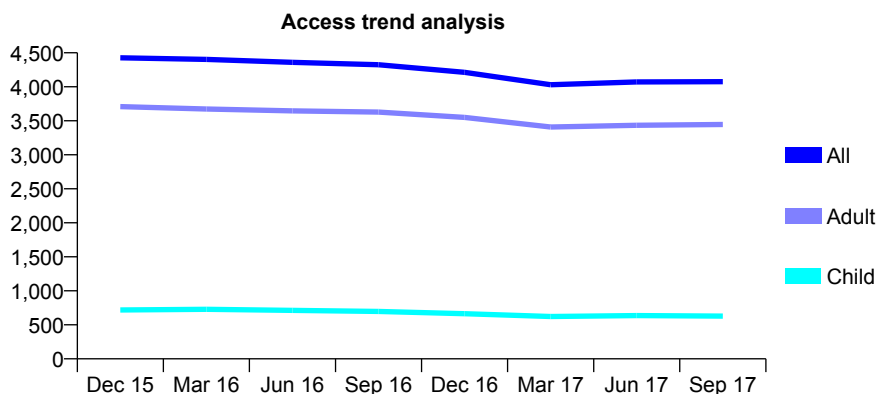
Q44 - Vital Signs At a Glance Contract Report for 214906/0001 - September 2017

Name or company name	MR CA STANYER
Contract type name	GDS Contract
Purpose of contract	General
Contract start date	01/04/2006
Contract end date	

17/18 Contracted general activity (UDA)	11,620
Carry forward general activity (UDA)	272
17/18 Contracted orthodontic activity (UOA)	0
Carry forward orthodontic activity (UOA)	0
Baseline contract value	£242,717.91

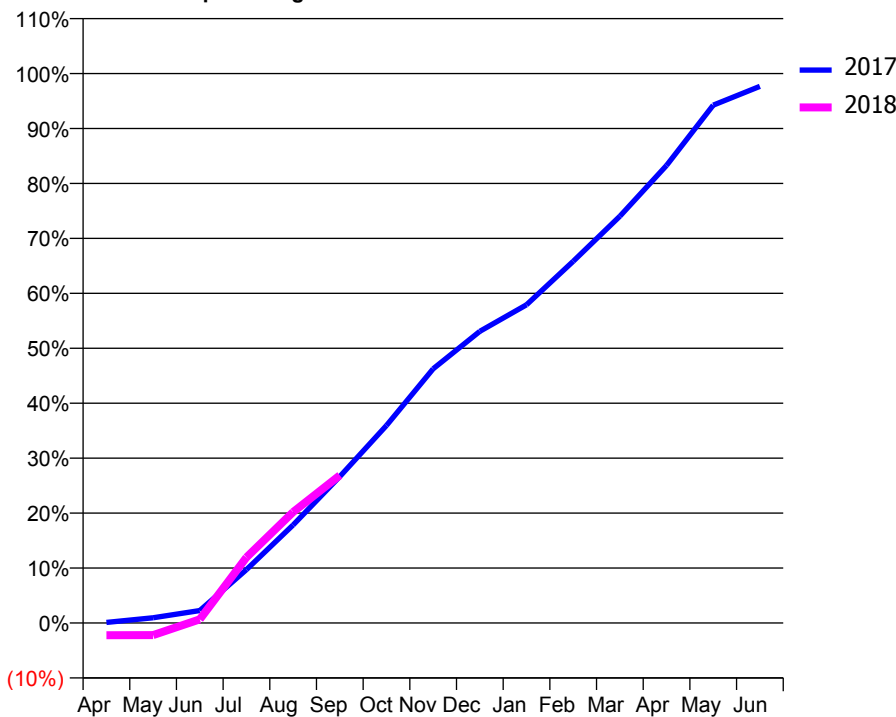
ACCESS*

Patients seen in 24 months	Total	Change since previous quarter
Quarter ending September 2016	4,325	
Quarter ending December 2016	4,213	↓
Quarter ending March 2017	4,031	↓
Quarter ending June 2017	4,071	→
Quarter ending September 2017	4,076	→
Variance since September 2016	(5.8%)	↓



ACTIVITY

Cumulative percentage of contracted UDA delivered 2017 & 2018



Month	Adjusted Scheduled Activity (UDA)	
	2017	2018
April	13	-260
May	111	-257
June	265	77
July	1,129	1,390
August	2,073	2,347
September	3,096	3,124
October	4,177	
November	5,375	
December	6,169	
January	6,730	
February	7,649	
March	8,602	
April	9,675	
May	10,951	
June	11,348	

QUALITY

	Quantity	Base Number	Contract	AT	Region	England
% of FP17s for the same patient ID Re-attending within 3 months - Children	37	493	7.5%	12.0%	12.8%	11.9%
% of FP17s for the same patient ID Re-attending within 3 months - Adults	507	3,060	16.6%	17.1%	16.5%	15.9%
% of FP17s for the same patient ID Re-attending between 3 & 9 months - Children	240	493	48.7%	57.6%	59.7%	58.1%
% of FP17s for the same patient ID Re-attending between 3 & 9 months - Adults	1,782	3,060	58.2%	51.1%	53.0%	50.6%
% of FP17s for Band 1 Urgent Courses	285	1,982	14.4%	9.7%	9.2%	9.1%
% of FP17s Relating to Free Repair or Replacements	0	1,982	0.0%	1.1%	1.0%	0.8%
% of FP17s Relating to Continuations	48	1,982	2.4%	1.3%	1.2%	1.1%
% of Patients satisfied with the dentistry they have received	11	13	84.6%	92.4%	91.6%	91.4%
% of Patients satisfied with the time they had to wait for an appointment	12	13	92.3%	91.5%	88.1%	87.7%

* This is based on patients treated on this contract for their most recent course of treatment. Figures in italics indicate the base number of FP17s or Patient Questionnaire responses are less than 100. N/A is shown where the base number of responses is less than 10 during the period. % is calculated as Quantity/Base number*100

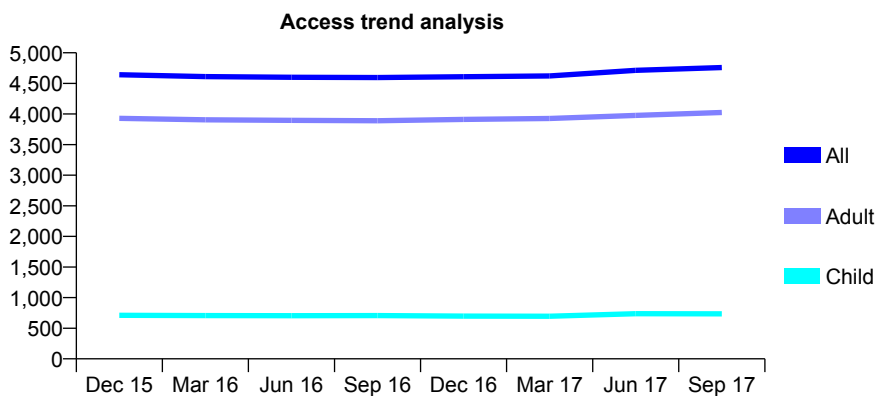
Q44 - Vital Signs At a Glance Contract Report for 221953/0001 - September 2017

Name or company name	MR RM HEATHCOTE
Contract type name	GDS Contract
Purpose of contract	General
Contract start date	01/04/2006
Contract end date	

17/18 Contracted general activity (UDA)	12,472
Carry forward general activity (UDA)	84
17/18 Contracted orthodontic activity (UOA)	0
Carry forward orthodontic activity (UOA)	0
Baseline contract value	£327,046.60

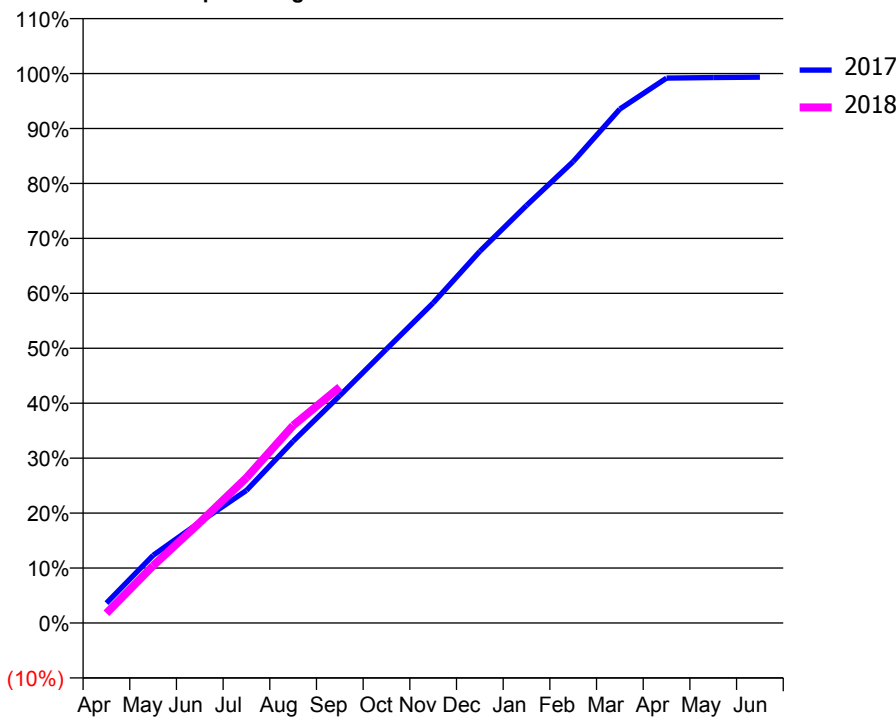
ACCESS*

Patients seen in 24 months	Total	Change since previous quarter
Quarter ending September 2016	4,596	
Quarter ending December 2016	4,610	→
Quarter ending March 2017	4,623	→
Quarter ending June 2017	4,714	→
Quarter ending September 2017	4,760	→
Variance since September 2016	3.6%	↑



ACTIVITY

Cumulative percentage of contracted UDA delivered 2017 & 2018



Month	Adjusted Scheduled Activity (UDA)	
	2017	2018
April	452	224
May	1,535	1,299
June	2,290	2,281
July	3,011	3,297
August	4,126	4,483
September	5,162	5,355
October	6,218	
November	7,265	
December	8,437	
January	9,479	
February	10,474	
March	11,665	
April	12,369	
May	12,379	
June	12,388	

QUALITY

	Quantity	Base Number	Contract	AT	Region	England
% of FP17s for the same patient ID Re-attending within 3 months - Children	23	598	3.8%	12.0%	12.8%	11.9%
% of FP17s for the same patient ID Re-attending within 3 months - Adults	360	2,667	13.5%	17.1%	16.5%	15.9%
% of FP17s for the same patient ID Re-attending between 3 & 9 months - Children	362	598	60.5%	57.6%	59.7%	58.1%
% of FP17s for the same patient ID Re-attending between 3 & 9 months - Adults	1,272	2,667	47.7%	51.1%	53.0%	50.6%
% of FP17s for Band 1 Urgent Courses	230	2,993	7.7%	9.7%	9.2%	9.1%
% of FP17s Relating to Free Repair or Replacements	19	2,993	0.6%	1.1%	1.0%	0.8%
% of FP17s Relating to Continuations	20	2,993	0.7%	1.3%	1.2%	1.1%
% of Patients satisfied with the dentistry they have received	13	14	92.9%	92.4%	91.6%	91.4%
% of Patients satisfied with the time they had to wait for an appointment	12	14	85.7%	91.5%	88.1%	87.7%

* This is based on patients treated on this contract for their most recent course of treatment. Figures in italics indicate the base number of FP17s or Patient Questionnaire responses are less than 100. N/A is shown where the base number of responses is less than 10 during the period. % is calculated as Quantity/Base number*100

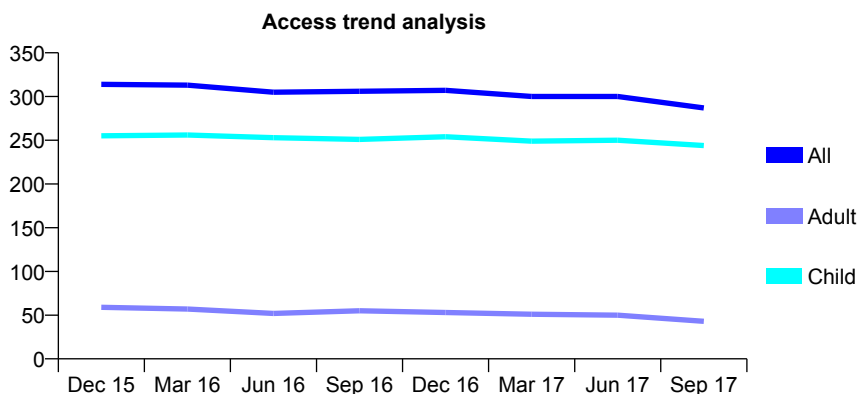
Q44 - Vital Signs At a Glance Contract Report for 222887/0001 - September 2017

Name or company name	MR SR SMITH
Contract type name	GDS Contract
Purpose of contract	General
Contract start date	01/04/2006
Contract end date	

17/18 Contracted general activity (UDA)	630
Carry forward general activity (UDA)	0
17/18 Contracted orthodontic activity (UOA)	0
Carry forward orthodontic activity (UOA)	0
Baseline contract value	£13,521.00

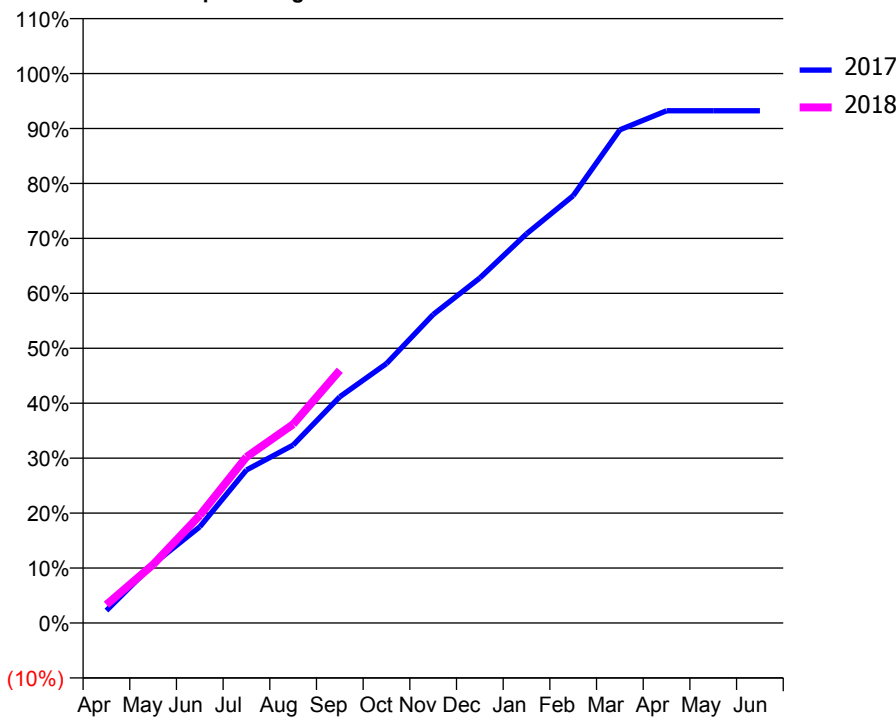
ACCESS*

Patients seen in 24 months	Total	Change since previous quarter
Quarter ending September 2016	306	
Quarter ending December 2016	307	→
Quarter ending March 2017	300	↓
Quarter ending June 2017	300	→
Quarter ending September 2017	287	↓
Variance since September 2016	(6.2%)	↓



ACTIVITY

Cumulative percentage of contracted UDA delivered 2017 & 2018



Adjusted Scheduled Activity (UDA)

Month	2017	2018
April	17	21
May	80	67
June	131	123
July	209	190
August	243	228
September	309	290
October	354	
November	421	
December	471	
January	531	
February	583	
March	673	
April	699	
May	699	
June	699	

QUALITY

	Quantity	Base Number	Contract	AT	Region	England
% of FP17s for the same patient ID Re-attending within 3 months - Children	32	238	13.4%	12.0%	12.8%	11.9%
% of FP17s for the same patient ID Re-attending within 3 months - Adults	0	13	0.0%	17.1%	16.5%	15.9%
% of FP17s for the same patient ID Re-attending between 3 & 9 months - Children	180	238	75.6%	57.6%	59.7%	58.1%
% of FP17s for the same patient ID Re-attending between 3 & 9 months - Adults	12	13	92.3%	51.1%	53.0%	50.6%
% of FP17s for Band 1 Urgent Courses	4	233	1.7%	9.7%	9.2%	9.1%
% of FP17s Relating to Free Repair or Replacements	0	233	0.0%	1.1%	1.0%	0.8%
% of FP17s Relating to Continuations	0	233	0.0%	1.3%	1.2%	1.1%
% of Patients satisfied with the dentistry they have received	1	1	N/A	92.4%	91.6%	91.4%
% of Patients satisfied with the time they had to wait for an appointment	1	1	N/A	91.5%	88.1%	87.7%

* This is based on patients treated on this contract for their most recent course of treatment. Figures in italics indicate the base number of FP17s or Patient Questionnaire responses are less than 100. N/A is shown where the base number of responses is less than 10 during the period. % is calculated as Quantity/Base number*100

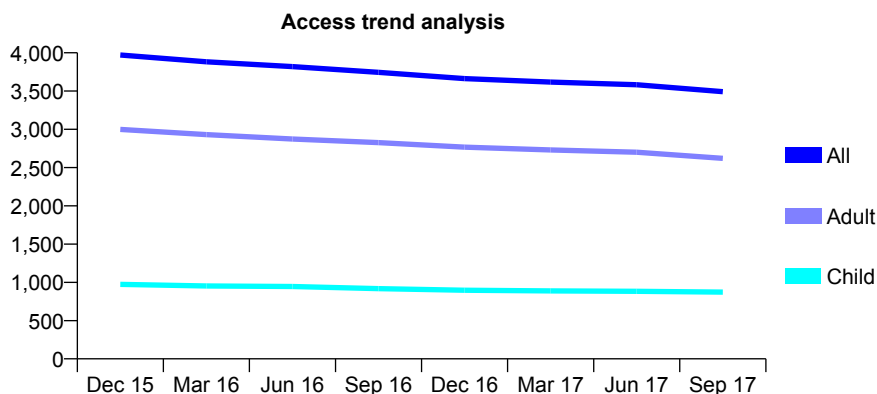
Q44 - Vital Signs At a Glance Contract Report for 233463/0001 - September 2017

Name or company name	MISS AM CONNOLLY
Contract type name	GDS Contract
Purpose of contract	General
Contract start date	01/04/2006
Contract end date	

17/18 Contracted general activity (UDA)	8,656
Carry forward general activity (UDA)	0
17/18 Contracted orthodontic activity (UOA)	0
Carry forward orthodontic activity (UOA)	0
Baseline contract value	£235,862.63

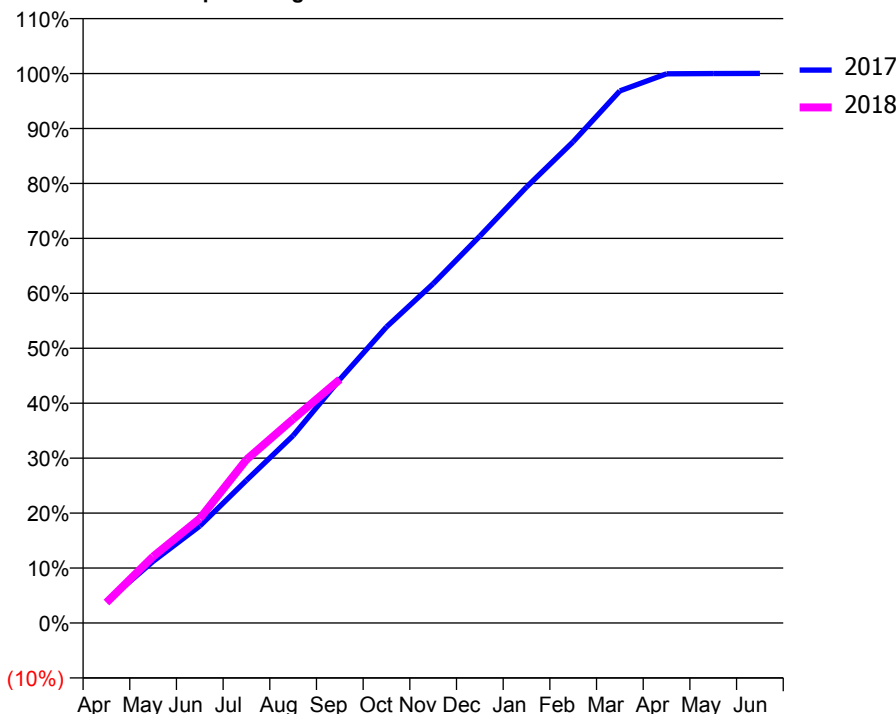
ACCESS*

Patients seen in 24 months	Total	Change since previous quarter
Quarter ending September 2016	3,744	
Quarter ending December 2016	3,663	↓
Quarter ending March 2017	3,618	↓
Quarter ending June 2017	3,583	→
Quarter ending September 2017	3,492	↓
Variance since September 2016	(6.7%)	↓



ACTIVITY

Cumulative percentage of contracted UDA delivered 2017 & 2018



Month	Adjusted Scheduled Activity (UDA)	
	2017	2018
April	338	323
May	979	1,047
June	1,539	1,645
July	2,266	2,575
August	2,974	3,212
September	3,866	3,837
October	4,700	
November	5,386	
December	6,141	
January	6,921	
February	7,640	
March	8,446	
April	8,717	
May	8,721	
June	8,722	

QUALITY

	Quantity	Base Number	Contract	AT	Region	England
% of FP17s for the same patient ID Re-attending within 3 months - Children	67	639	10.5%	12.0%	12.8%	11.9%
% of FP17s for the same patient ID Re-attending within 3 months - Adults	346	1,544	22.4%	17.1%	16.5%	15.9%
% of FP17s for the same patient ID Re-attending between 3 & 9 months - Children	330	639	51.6%	57.6%	59.7%	58.1%
% of FP17s for the same patient ID Re-attending between 3 & 9 months - Adults	465	1,544	30.1%	51.1%	53.0%	50.6%
% of FP17s for Band 1 Urgent Courses	280	2,041	13.7%	9.7%	9.2%	9.1%
% of FP17s Relating to Free Repair or Replacements	21	2,041	1.0%	1.1%	1.0%	0.8%
% of FP17s Relating to Continuations	35	2,041	1.7%	1.3%	1.2%	1.1%
% of Patients satisfied with the dentistry they have received	10	10	100.0%	92.4%	91.6%	91.4%
% of Patients satisfied with the time they had to wait for an appointment	9	10	90.0%	91.5%	88.1%	87.7%

* This is based on patients treated on this contract for their most recent course of treatment. Figures in italics indicate the base number of FP17s or Patient Questionnaire responses are less than 100. N/A is shown where the base number of responses is less than 10 during the period. % is calculated as Quantity/Base number*100

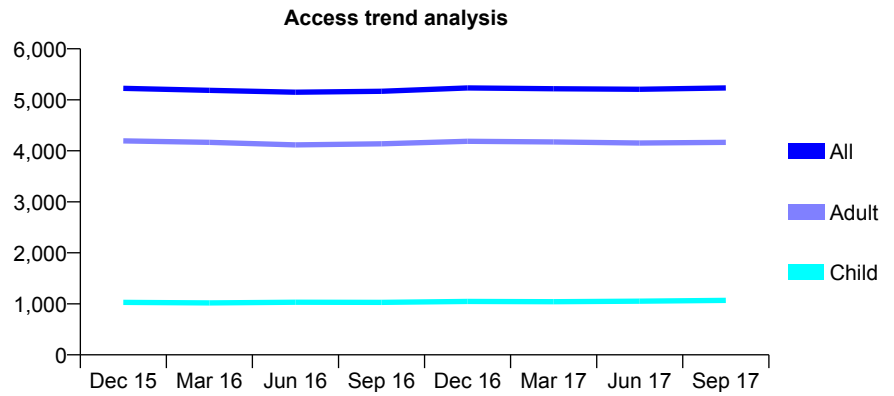
Q44 - Vital Signs At a Glance Contract Report for 234311/0001 - September 2017

Name or company name	MR A PATEL
Contract type name	GDS Contract
Purpose of contract	General
Contract start date	01/04/2006
Contract end date	

17/18 Contracted general activity (UDA)	16,223
Carry forward general activity (UDA)	170
17/18 Contracted orthodontic activity (UOA)	0
Carry forward orthodontic activity (UOA)	0
Baseline contract value	£463,690.55

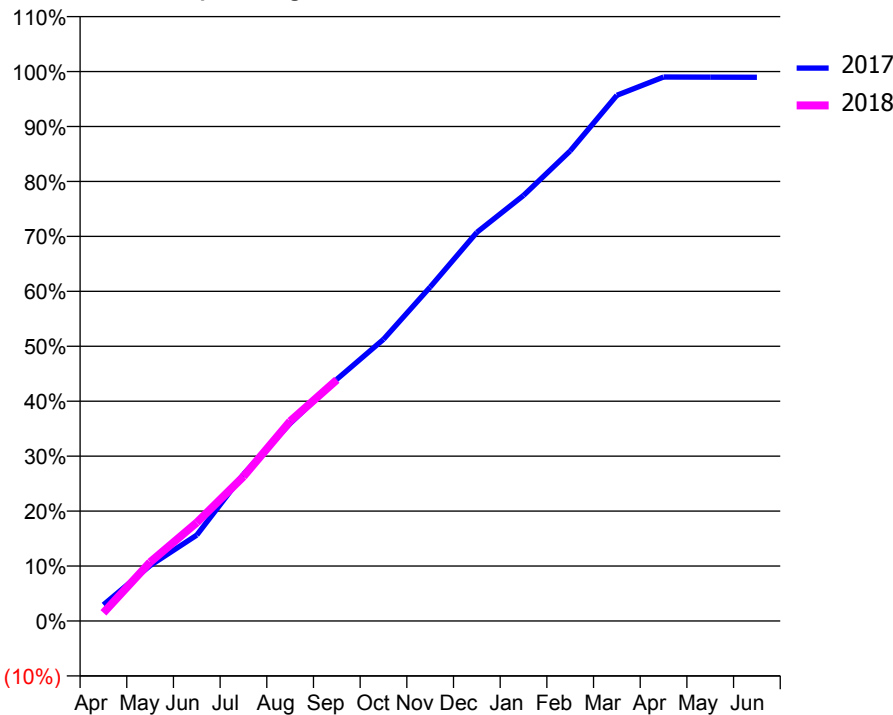
ACCESS*

Patients seen in 24 months	Total	Change since previous quarter
Quarter ending September 2016	5,168	
Quarter ending December 2016	5,233	→
Quarter ending March 2017	5,217	→
Quarter ending June 2017	5,207	→
Quarter ending September 2017	5,233	→
Variance since September 2016	1.3%	→



ACTIVITY

Cumulative percentage of contracted UDA delivered 2017 & 2018



Month	Adjusted Scheduled Activity (UDA)	
	2017	2018
April	478	242
May	1,637	1,737
June	2,537	2,907
July	4,332	4,265
August	5,831	5,898
September	7,134	7,118
October	8,318	
November	9,862	
December	11,474	
January	12,564	
February	13,881	
March	15,520	
April	16,060	
May	16,055	
June	16,053	

QUALITY

	Quantity	Base Number	Contract	AT	Region	England
% of FP17s for the same patient ID Re-attending within 3 months - Children	44	823	5.3%	12.0%	12.8%	11.9%
% of FP17s for the same patient ID Re-attending within 3 months - Adults	446	3,084	14.5%	17.1%	16.5%	15.9%
% of FP17s for the same patient ID Re-attending between 3 & 9 months - Children	511	823	62.1%	57.6%	59.7%	58.1%
% of FP17s for the same patient ID Re-attending between 3 & 9 months - Adults	1,762	3,084	57.1%	51.1%	53.0%	50.6%
% of FP17s for Band 1 Urgent Courses	252	3,695	6.8%	9.7%	9.2%	9.1%
% of FP17s Relating to Free Repair or Replacements	177	3,695	4.8%	1.1%	1.0%	0.8%
% of FP17s Relating to Continuations	29	3,695	0.8%	1.3%	1.2%	1.1%
% of Patients satisfied with the dentistry they have received	20	23	87.0%	92.4%	91.6%	91.4%
% of Patients satisfied with the time they had to wait for an appointment	23	23	100.0%	91.5%	88.1%	87.7%

* This is based on patients treated on this contract for their most recent course of treatment. Figures in italics indicate the base number of FP17s or Patient Questionnaire responses are less than 100. N/A is shown where the base number of responses is less than 10 during the period. % is calculated as Quantity/Base number*100

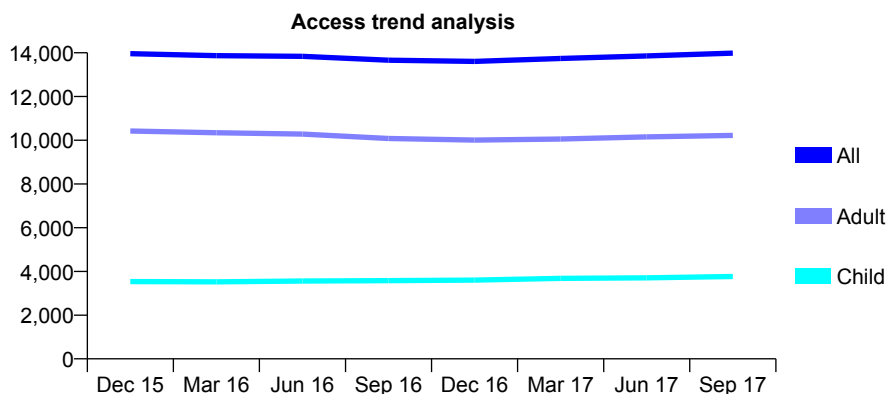
Q44 - Vital Signs At a Glance Contract Report for 234664/0001 - September 2017

Name or company name	MR CJ ILLINGWORTH
Contract type name	GDS Contract
Purpose of contract	General
Contract start date	01/04/2006
Contract end date	

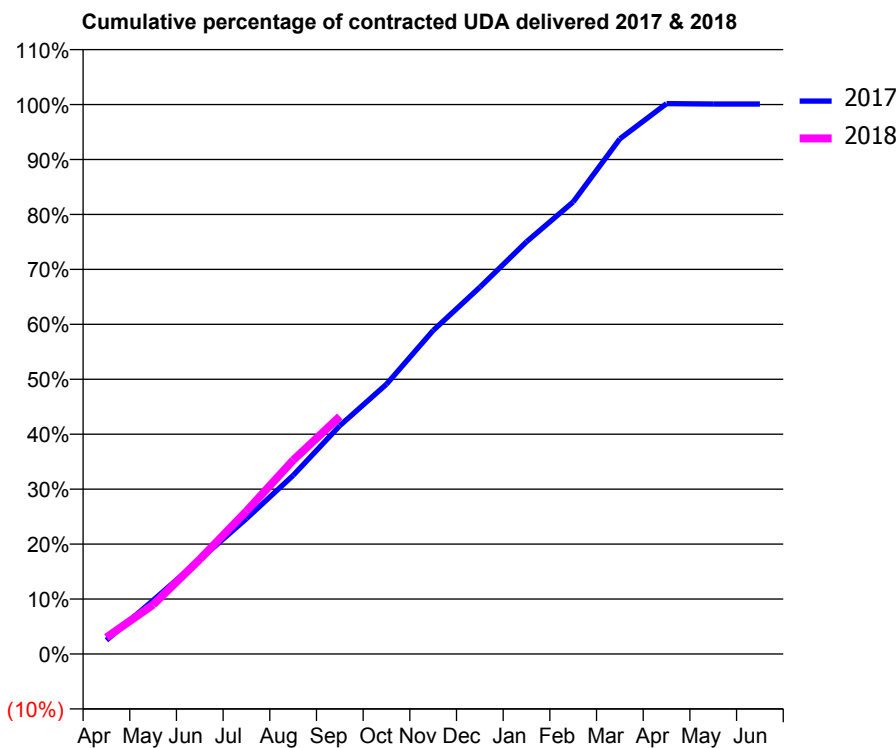
17/18 Contracted general activity (UDA)	38,500
Carry forward general activity (UDA)	0
17/18 Contracted orthodontic activity (UOA)	0
Carry forward orthodontic activity (UOA)	0
Baseline contract value	£918,798.13

ACCESS*

Patients seen in 24 months	Total	Change since previous quarter
Quarter ending September 2016	13,661	
Quarter ending December 2016	13,607	→
Quarter ending March 2017	13,743	→
Quarter ending June 2017	13,855	→
Quarter ending September 2017	13,986	→
Variance since September 2016	2.4%	↑



ACTIVITY



Month	Adjusted Scheduled Activity (UDA)	
	2017	2018
April	967	1,160
May	3,767	3,449
June	6,634	6,641
July	9,504	10,013
August	12,535	13,580
September	16,025	16,644
October	18,939	
November	22,707	
December	25,748	
January	28,939	
February	31,735	
March	36,163	
April	38,628	
May	38,604	
June	38,604	

QUALITY

	Quantity	Base Number	Contract	AT	Region	England
% of FP17s for the same patient ID Re-attending within 3 months - Children	220	3,075	7.2%	12.0%	12.8%	11.9%
% of FP17s for the same patient ID Re-attending within 3 months - Adults	1,027	6,995	14.7%	17.1%	16.5%	15.9%
% of FP17s for the same patient ID Re-attending between 3 & 9 months - Children	2,079	3,075	67.6%	57.6%	59.7%	58.1%
% of FP17s for the same patient ID Re-attending between 3 & 9 months - Adults	3,464	6,995	49.5%	51.1%	53.0%	50.6%
% of FP17s for Band 1 Urgent Courses	1,051	8,941	11.8%	9.7%	9.2%	9.1%
% of FP17s Relating to Free Repair or Replacements	90	8,941	1.0%	1.1%	1.0%	0.8%
% of FP17s Relating to Continuations	31	8,941	0.3%	1.3%	1.2%	1.1%
% of Patients satisfied with the dentistry they have received	107	117	91.5%	92.4%	91.6%	91.4%
% of Patients satisfied with the time they had to wait for an appointment	107	117	91.5%	91.5%	88.1%	87.7%

* This is based on patients treated on this contract for their most recent course of treatment. Figures in italics indicate the base number of FP17s or Patient Questionnaire responses are less than 100. N/A is shown where the base number of responses is less than 10 during the period. % is calculated as Quantity/Base number*100

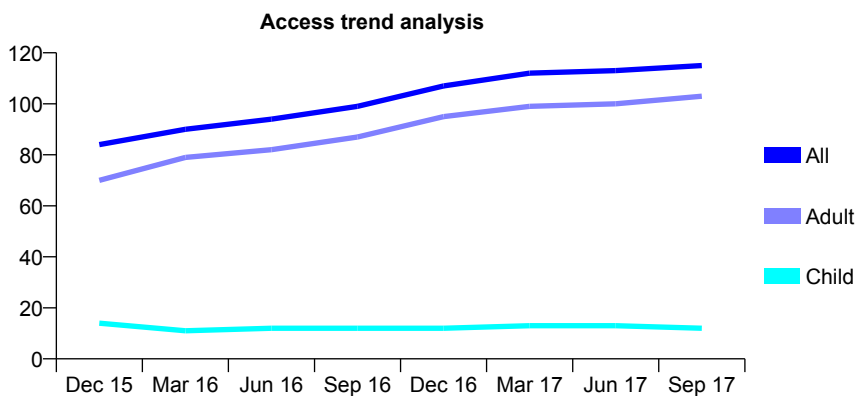
Q44 - Vital Signs At a Glance Contract Report for 240788/0003 - September 2017

Name or company name	MR TA PARR
Contract type name	GDS Contract
Purpose of contract	General
Contract start date	01/04/2006
Contract end date	

17/18 Contracted general activity (UDA)	174
Carry forward general activity (UDA)	0
17/18 Contracted orthodontic activity (UOA)	0
Carry forward orthodontic activity (UOA)	0
Baseline contract value	£4,123.39

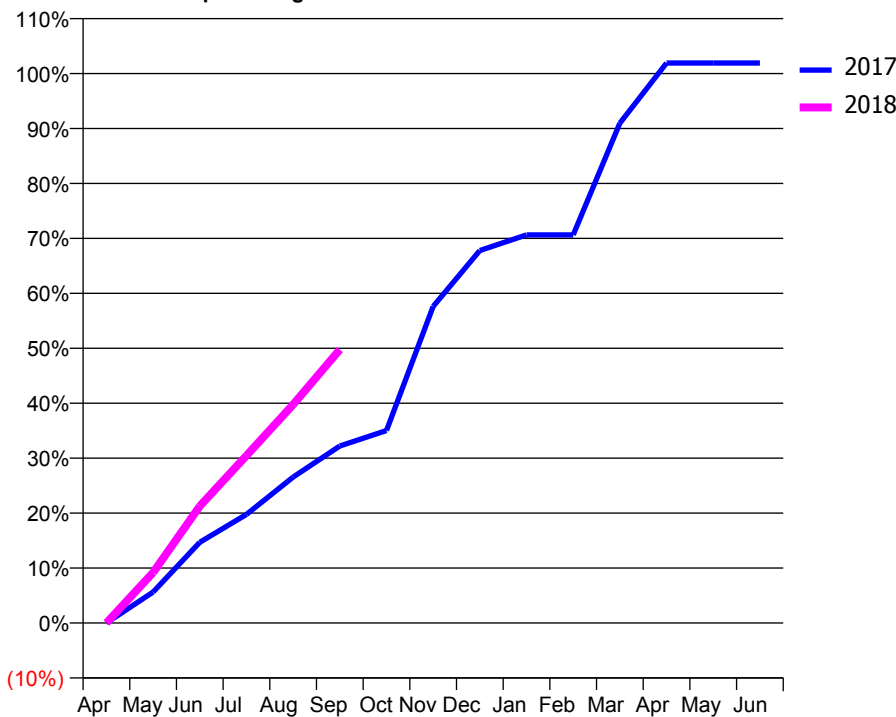
ACCESS*

Patients seen in 24 months	Total	Change since previous quarter
Quarter ending September 2016	99	
Quarter ending December 2016	107	↑
Quarter ending March 2017	112	↑
Quarter ending June 2017	113	→
Quarter ending September 2017	115	→
Variance since September 2016	16.2%	↑



ACTIVITY

Cumulative percentage of contracted UDA delivered 2017 & 2018



Month	Adjusted Scheduled Activity (UDA)	
	2017	2018
April	0	0
May	10	16
June	26	37
July	35	53
August	47	69
September	57	87
October	62	
November	102	
December	120	
January	125	
February	125	
March	161	
April	180	
May	180	
June	180	

QUALITY

	Quantity	Base Number	Contract	AT	Region	England
% of FP17s for the same patient ID Re-attending within 3 months - Children	0	13	0.0%	12.0%	12.8%	11.9%
% of FP17s for the same patient ID Re-attending within 3 months - Adults	5	51	9.8%	17.1%	16.5%	15.9%
% of FP17s for the same patient ID Re-attending between 3 & 9 months - Children	6	13	46.2%	57.6%	59.7%	58.1%
% of FP17s for the same patient ID Re-attending between 3 & 9 months - Adults	6	51	11.8%	51.1%	53.0%	50.6%
% of FP17s for Band 1 Urgent Courses	3	51	5.9%	9.7%	9.2%	9.1%
% of FP17s Relating to Free Repair or Replacements	0	51	0.0%	1.1%	1.0%	0.8%
% of FP17s Relating to Continuations	0	51	0.0%	1.3%	1.2%	1.1%
% of Patients satisfied with the dentistry they have received	1	1	N/A	92.4%	91.6%	91.4%
% of Patients satisfied with the time they had to wait for an appointment	1	1	N/A	91.5%	88.1%	87.7%

* This is based on patients treated on this contract for their most recent course of treatment. Figures in italics indicate the base number of FP17s or Patient Questionnaire responses are less than 100. N/A is shown where the base number of responses is less than 10 during the period. % is calculated as Quantity/Base number*100

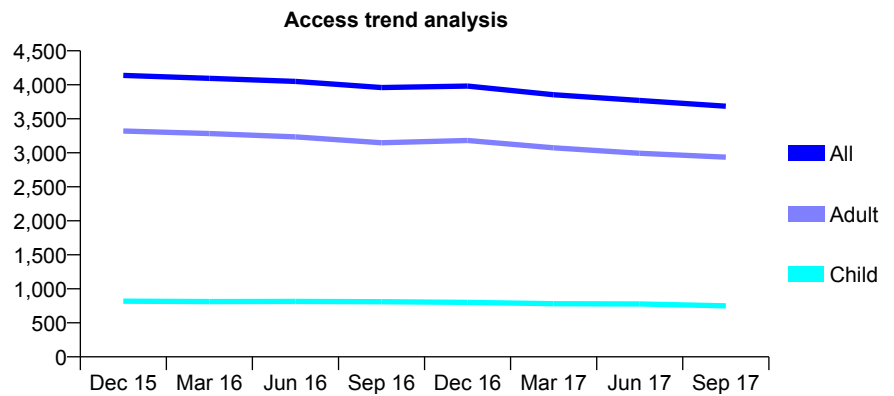
Q44 - Vital Signs At a Glance Contract Report for 243876/0001 - September 2017

Name or company name	MR CG BLACK
Contract type name	GDS Contract
Purpose of contract	General
Contract start date	01/04/2006
Contract end date	

17/18 Contracted general activity (UDA)	12,522
Carry forward general activity (UDA)	43
17/18 Contracted orthodontic activity (UOA)	0
Carry forward orthodontic activity (UOA)	0
Baseline contract value	£365,809.30

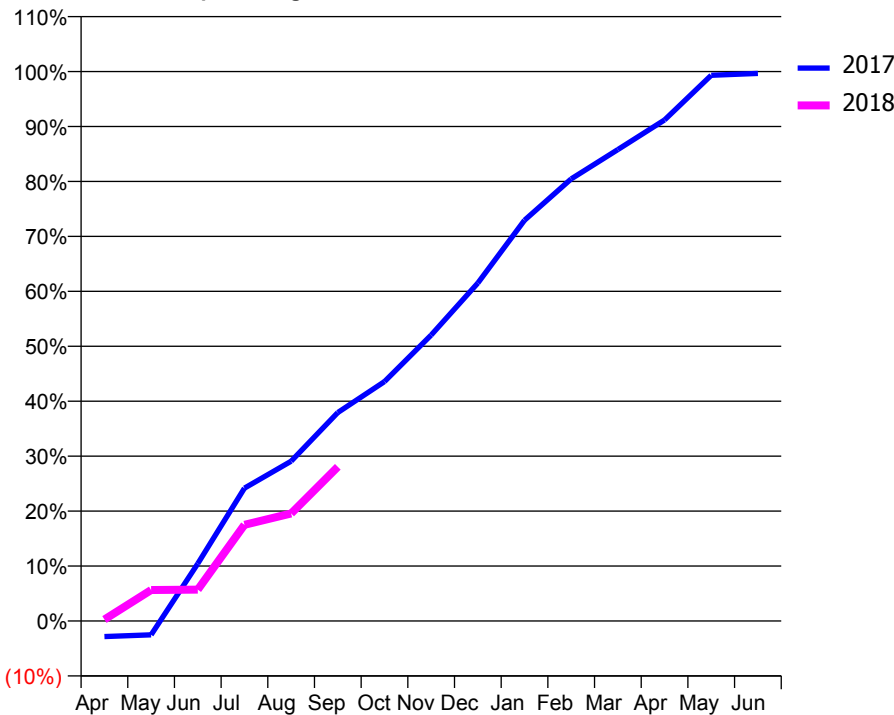
ACCESS*

Patients seen in 24 months	Total	Change since previous quarter
Quarter ending September 2016	3,960	
Quarter ending December 2016	3,981	→
Quarter ending March 2017	3,854	↓
Quarter ending June 2017	3,770	↓
Quarter ending September 2017	3,686	↓
Variance since September 2016	(6.9%)	↓



ACTIVITY

Cumulative percentage of contracted UDA delivered 2017 & 2018



Month	Adjusted Scheduled Activity (UDA)	
	2017	2018
April	-357	34
May	-317	706
June	1,309	716
July	3,028	2,192
August	3,641	2,451
September	4,752	3,514
October	5,457	
November	6,517	
December	7,700	
January	9,132	
February	10,074	
March	10,745	
April	11,417	
May	12,437	
June	12,479	

QUALITY

	Quantity	Base Number	Contract	AT	Region	England
% of FP17s for the same patient ID Re-attending within 3 months - Children	44	518	8.5%	12.0%	12.8%	11.9%
% of FP17s for the same patient ID Re-attending within 3 months - Adults	292	1,874	15.6%	17.1%	16.5%	15.9%
% of FP17s for the same patient ID Re-attending between 3 & 9 months - Children	344	518	66.4%	57.6%	59.7%	58.1%
% of FP17s for the same patient ID Re-attending between 3 & 9 months - Adults	1,080	1,874	57.6%	51.1%	53.0%	50.6%
% of FP17s for Band 1 Urgent Courses	84	1,631	5.2%	9.7%	9.2%	9.1%
% of FP17s Relating to Free Repair or Replacements	15	1,631	0.9%	1.1%	1.0%	0.8%
% of FP17s Relating to Continuations	9	1,631	0.6%	1.3%	1.2%	1.1%
% of Patients satisfied with the dentistry they have received	10	10	100.0%	92.4%	91.6%	91.4%
% of Patients satisfied with the time they had to wait for an appointment	9	10	90.0%	91.5%	88.1%	87.7%

* This is based on patients treated on this contract for their most recent course of treatment. Figures in italics indicate the base number of FP17s or Patient Questionnaire responses are less than 100. N/A is shown where the base number of responses is less than 10 during the period. % is calculated as Quantity/Base number*100

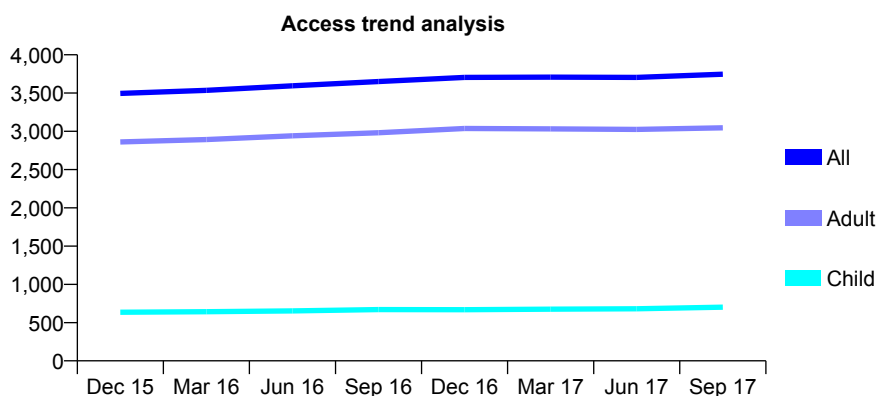
Q44 - Vital Signs At a Glance Contract Report for 245089/0001 - September 2017

Name or company name	MR TJ GREENE
Contract type name	GDS Contract
Purpose of contract	General
Contract start date	01/04/2006
Contract end date	

17/18 Contracted general activity (UDA)	9,712
Carry forward general activity (UDA)	0
17/18 Contracted orthodontic activity (UOA)	0
Carry forward orthodontic activity (UOA)	0
Baseline contract value	£220,172.23

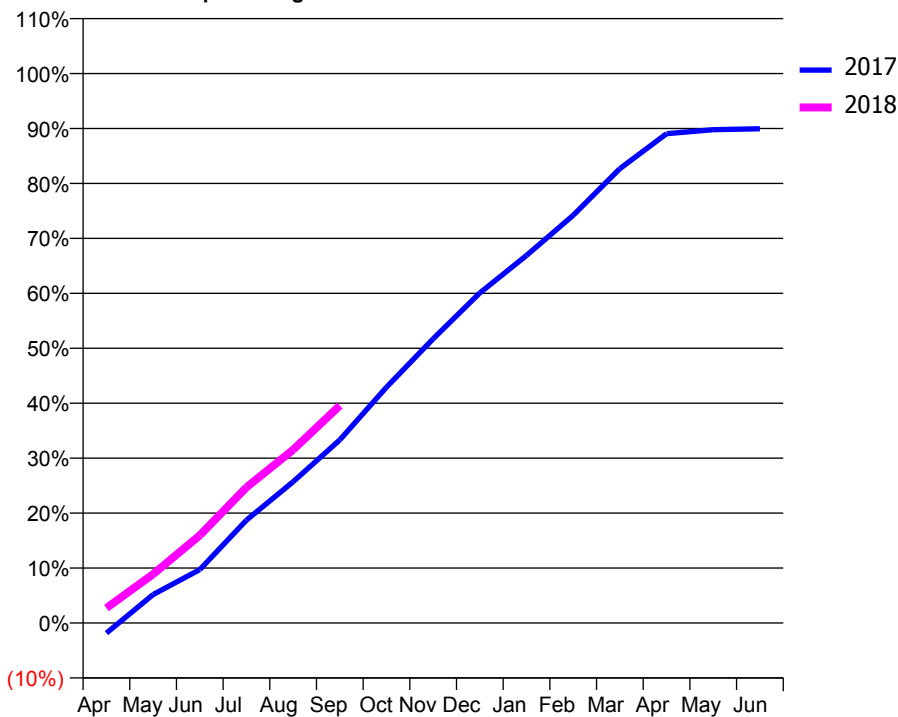
ACCESS*

Patients seen in 24 months	Total	Change since previous quarter
Quarter ending September 2016	3,651	
Quarter ending December 2016	3,705	→
Quarter ending March 2017	3,708	→
Quarter ending June 2017	3,705	→
Quarter ending September 2017	3,747	→
Variance since September 2016	2.6%	↑



ACTIVITY

Cumulative percentage of contracted UDA delivered 2017 & 2018



Month	Adjusted Scheduled Activity (UDA)	
	2017	2018
April	-180	264
May	503	864
June	945	1,550
July	1,818	2,397
August	2,497	3,063
September	3,238	3,843
October	4,169	
November	5,023	
December	5,834	
January	6,496	
February	7,205	
March	8,031	
April	8,648	
May	8,718	
June	8,734	

QUALITY

	Quantity	Base Number	Contract	AT	Region	England
% of FP17s for the same patient ID Re-attending within 3 months - Children	28	605	4.6%	12.0%	12.8%	11.9%
% of FP17s for the same patient ID Re-attending within 3 months - Adults	284	2,527	11.2%	17.1%	16.5%	15.9%
% of FP17s for the same patient ID Re-attending between 3 & 9 months - Children	445	605	73.6%	57.6%	59.7%	58.1%
% of FP17s for the same patient ID Re-attending between 3 & 9 months - Adults	1,823	2,527	72.1%	51.1%	53.0%	50.6%
% of FP17s for Band 1 Urgent Courses	37	2,470	1.5%	9.7%	9.2%	9.1%
% of FP17s Relating to Free Repair or Replacements	14	2,470	0.6%	1.1%	1.0%	0.8%
% of FP17s Relating to Continuations	14	2,470	0.6%	1.3%	1.2%	1.1%
% of Patients satisfied with the dentistry they have received	12	13	92.3%	92.4%	91.6%	91.4%
% of Patients satisfied with the time they had to wait for an appointment	12	13	92.3%	91.5%	88.1%	87.7%

* This is based on patients treated on this contract for their most recent course of treatment. Figures in italics indicate the base number of FP17s or Patient Questionnaire responses are less than 100. N/A is shown where the base number of responses is less than 10 during the period. % is calculated as Quantity/Base number*100

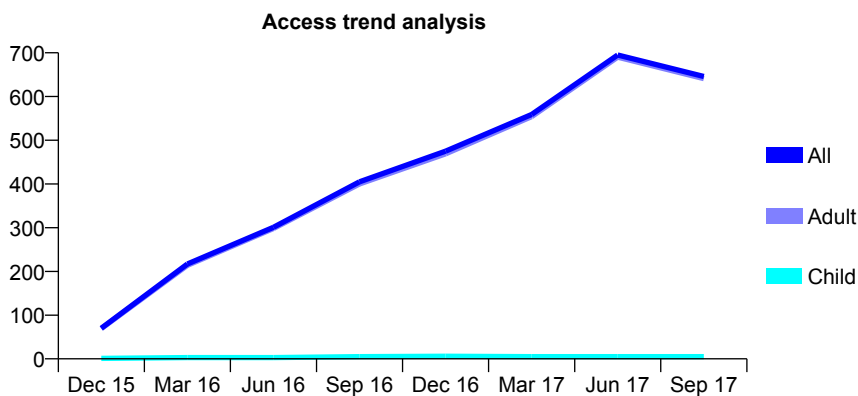
Q44 - Vital Signs At a Glance Contract Report for 258024/0003 - September 2017

Name or company name	MR HD AHOVI
Contract type name	PDS Contract
Purpose of contract	General
Contract start date	01/07/2015
Contract end date	30/11/2019

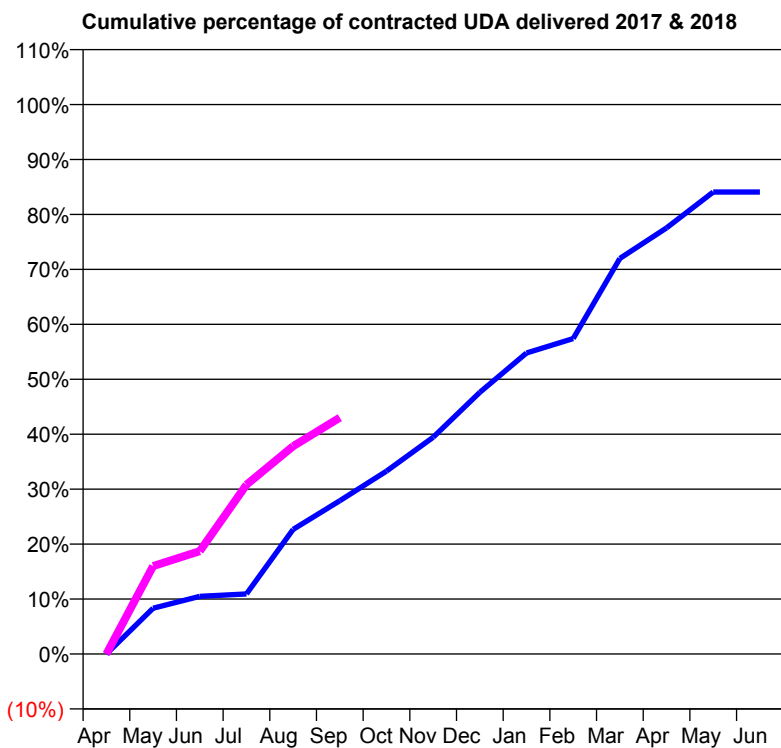
17/18 Contracted general activity (UDA)	2,250
Carry forward general activity (UDA)	0
17/18 Contracted orthodontic activity (UOA)	0
Carry forward orthodontic activity (UOA)	0
Baseline contract value	£122,217.58

ACCESS*

Patients seen in 24 months	Total	Change since previous quarter
Quarter ending September 2016	405	
Quarter ending December 2016	475	↑
Quarter ending March 2017	559	↑
Quarter ending June 2017	695	↑
Quarter ending September 2017	646	↓
Variance since September 2016	59.5%	↑



ACTIVITY



Month	Adjusted Scheduled Activity (UDA)	
	2017	2018
April	0	0
May	221	360
June	278	421
July	290	693
August	601	851
September	739	968
October	882	
November	1,045	
December	1,262	
January	1,452	
February	1,521	
March	1,908	
April	2,055	
May	2,228	
June	2,228	

QUALITY

	Quantity	Base Number	Contract	AT	Region	England
% of FP17s for the same patient ID Re-attending within 3 months - Children	0	5	0.0%	12.0%	12.8%	11.9%
% of FP17s for the same patient ID Re-attending within 3 months - Adults	19	441	4.3%	17.1%	16.5%	15.9%
% of FP17s for the same patient ID Re-attending between 3 & 9 months - Children	0	5	0.0%	57.6%	59.7%	58.1%
% of FP17s for the same patient ID Re-attending between 3 & 9 months - Adults	6	441	1.4%	51.1%	53.0%	50.6%
% of FP17s for Band 1 Urgent Courses	0	332	0.0%	9.7%	9.2%	9.1%
% of FP17s Relating to Free Repair or Replacements	0	332	0.0%	1.1%	1.0%	0.8%
% of FP17s Relating to Continuations	0	332	0.0%	1.3%	1.2%	1.1%
% of Patients satisfied with the dentistry they have received	2	2	N/A	92.4%	91.6%	91.4%
% of Patients satisfied with the time they had to wait for an appointment	2	2	N/A	91.5%	88.1%	87.7%

* This is based on patients treated on this contract for their most recent course of treatment. Figures in italics indicate the base number of FP17s or Patient Questionnaire responses are less than 100. N/A is shown where the base number of responses is less than 10 during the period. % is calculated as Quantity/Base number*100

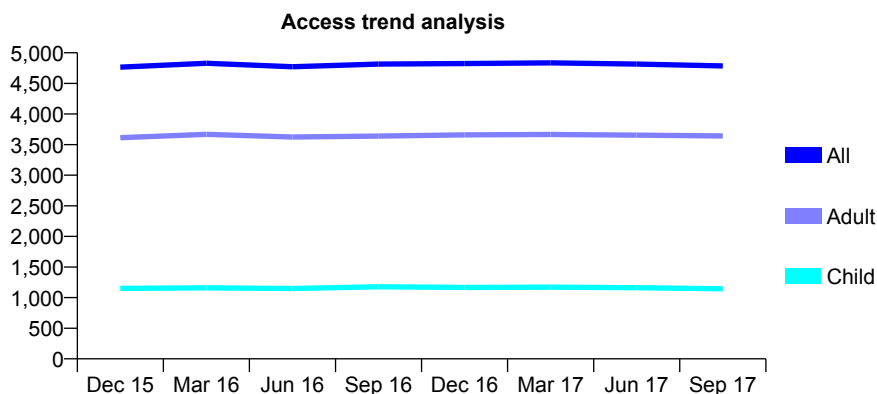
Q44 - Vital Signs At a Glance Contract Report for 299901/0001 - September 2017

Name or company name	MR J SREERAM
Contract type name	GDS Contract
Purpose of contract	General
Contract start date	01/06/2012
Contract end date	

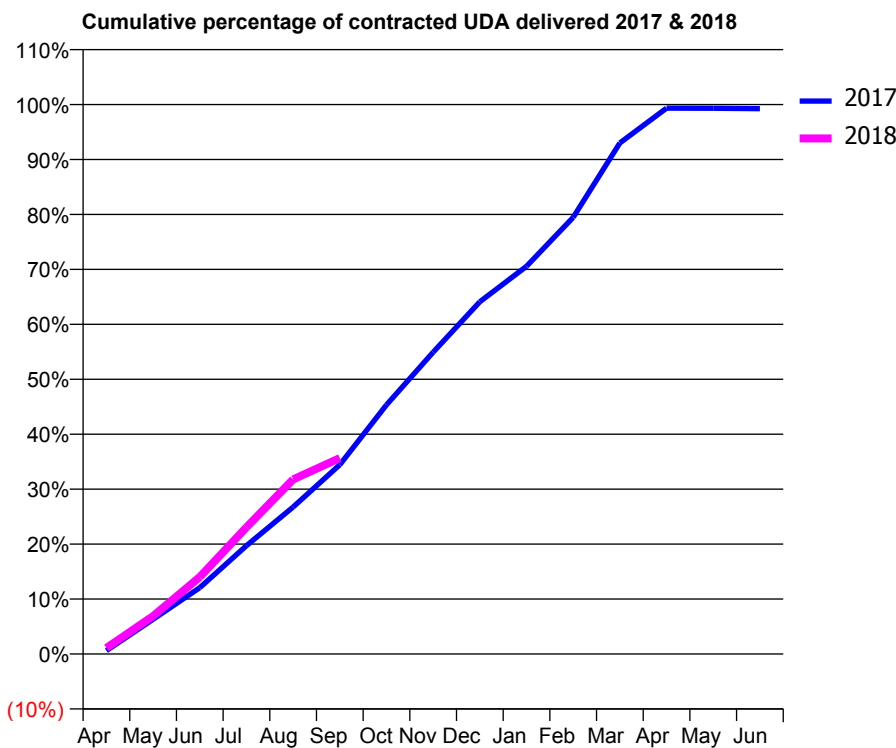
17/18 Contracted general activity (UDA)	17,225
Carry forward general activity (UDA)	132
17/18 Contracted orthodontic activity (UOA)	0
Carry forward orthodontic activity (UOA)	0
Baseline contract value	£442,726.40

ACCESS*

Patients seen in 24 months	Total	Change since previous quarter
Quarter ending September 2016	4,816	
Quarter ending December 2016	4,825	→
Quarter ending March 2017	4,835	→
Quarter ending June 2017	4,816	→
Quarter ending September 2017	4,785	→
Variance since September 2016	(0.6%)	→



ACTIVITY



Month	Adjusted Scheduled Activity (UDA)	
	2017	2018
April	107	190
May	1,087	1,189
June	2,080	2,414
July	3,397	3,971
August	4,610	5,472
September	5,933	6,141
October	7,809	
November	9,462	
December	11,043	
January	12,155	
February	13,686	
March	16,021	
April	17,109	
May	17,107	
June	17,093	

QUALITY

	Quantity	Base Number	Contract	AT	Region	England
% of FP17s for the same patient ID Re-attending within 3 months - Children	183	984	18.6%	12.0%	12.8%	11.9%
% of FP17s for the same patient ID Re-attending within 3 months - Adults	412	2,435	16.9%	17.1%	16.5%	15.9%
% of FP17s for the same patient ID Re-attending between 3 & 9 months - Children	597	984	60.7%	57.6%	59.7%	58.1%
% of FP17s for the same patient ID Re-attending between 3 & 9 months - Adults	1,466	2,435	60.2%	51.1%	53.0%	50.6%
% of FP17s for Band 1 Urgent Courses	156	3,079	5.1%	9.7%	9.2%	9.1%
% of FP17s Relating to Free Repair or Replacements	67	3,079	2.2%	1.1%	1.0%	0.8%
% of FP17s Relating to Continuations	35	3,079	1.1%	1.3%	1.2%	1.1%
% of Patients satisfied with the dentistry they have received	14	15	93.3%	92.4%	91.6%	91.4%
% of Patients satisfied with the time they had to wait for an appointment	13	15	86.7%	91.5%	88.1%	87.7%

* This is based on patients treated on this contract for their most recent course of treatment. Figures in italics indicate the base number of FP17s or Patient Questionnaire responses are less than 100. N/A is shown where the base number of responses is less than 10 during the period. % is calculated as Quantity/Base number*100

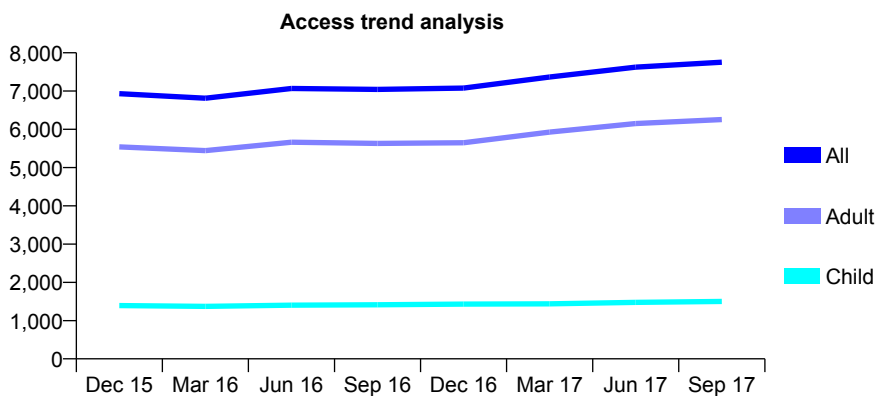
Q44 - Vital Signs At a Glance Contract Report for 308641/0001 - September 2017

Name or company name	MR SJ WRIGHT
Contract type name	Pilot Contract
Purpose of contract	General
Contract start date	01/04/2006
Contract end date	

17/18 Contracted general activity (UDA)	27,138
Carry forward general activity (UDA)	0
17/18 Contracted orthodontic activity (UOA)	0
Carry forward orthodontic activity (UOA)	0
Baseline contract value	£791,455.97

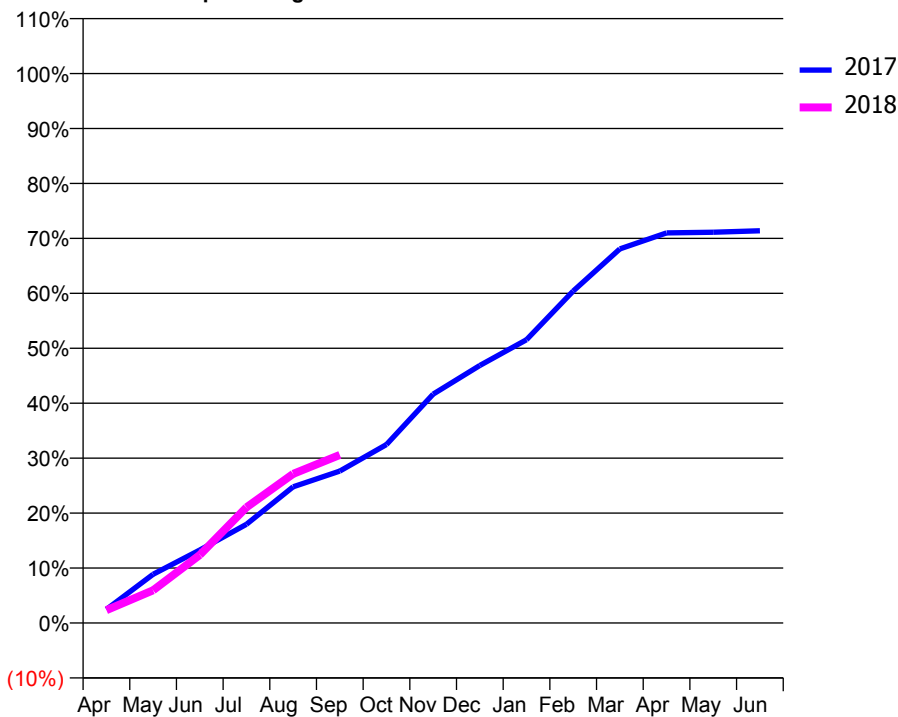
ACCESS*

Patients seen in 24 months	Total	Change since previous quarter
Quarter ending September 2016	7,044	
Quarter ending December 2016	7,078	→
Quarter ending March 2017	7,368	↑
Quarter ending June 2017	7,626	↑
Quarter ending September 2017	7,754	→
Variance since September 2016	10.1%	↑



ACTIVITY

Cumulative percentage of contracted UDA delivered 2017 & 2018



Month	Adjusted Scheduled Activity (UDA)	
	2017	2018
April	676	636
May	2,406	1,617
June	3,608	3,362
July	4,879	5,712
August	6,727	7,365
September	7,504	8,302
October	8,815	
November	11,305	
December	12,717	
January	13,989	
February	16,396	
March	18,475	
April	19,265	
May	19,299	
June	19,374	

QUALITY

	Quantity	Base Number	Contract	AT	Region	England
% of FP17s for the same patient ID Re-attending within 3 months - Children	41	790	5.2%	12.0%	12.8%	11.9%
% of FP17s for the same patient ID Re-attending within 3 months - Adults	344	3,142	10.9%	17.1%	16.5%	15.9%
% of FP17s for the same patient ID Re-attending between 3 & 9 months - Children	215	790	27.2%	57.6%	59.7%	58.1%
% of FP17s for the same patient ID Re-attending between 3 & 9 months - Adults	995	3,142	31.7%	51.1%	53.0%	50.6%
% of FP17s for Band 1 Urgent Courses	335	3,438	9.7%	9.7%	9.2%	9.1%
% of FP17s Relating to Free Repair or Replacements	23	3,438	0.7%	1.1%	1.0%	0.8%
% of FP17s Relating to Continuations	43	3,438	1.3%	1.3%	1.2%	1.1%
% of Patients satisfied with the dentistry they have received	13	15	86.7%	92.4%	91.6%	91.4%
% of Patients satisfied with the time they had to wait for an appointment	12	15	80.0%	91.5%	88.1%	87.7%

* This is based on patients treated on this contract for their most recent course of treatment. Figures in italics indicate the base number of FP17s or Patient Questionnaire responses are less than 100. N/A is shown where the base number of responses is less than 10 during the period. % is calculated as Quantity/Base number*100

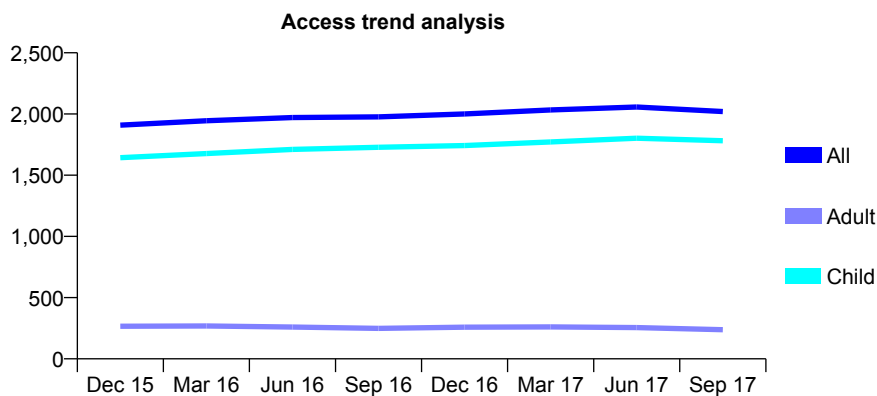
Q44 - Vital Signs At a Glance Contract Report for 318957/0001 - September 2017

Name or company name	MR SD MULCAHY
Contract type name	GDS Contract
Purpose of contract	General
Contract start date	01/04/2006
Contract end date	

17/18 Contracted general activity (UDA)	4,000
Carry forward general activity (UDA)	7
17/18 Contracted orthodontic activity (UOA)	0
Carry forward orthodontic activity (UOA)	0
Baseline contract value	£105,134.14

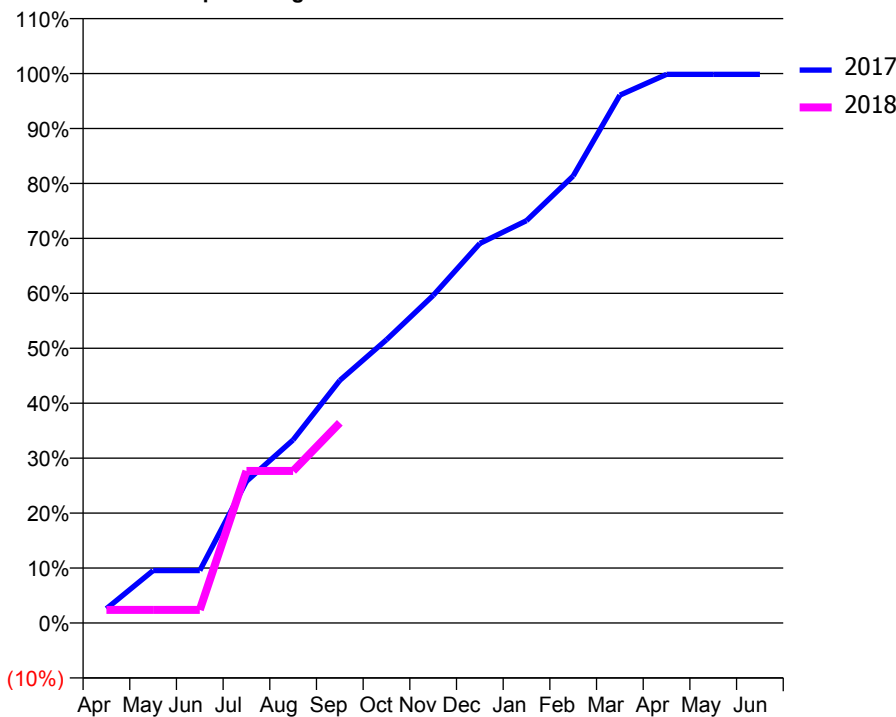
ACCESS*

Patients seen in 24 months	Total	Change since previous quarter
Quarter ending September 2016	1,977	
Quarter ending December 2016	2,001	→
Quarter ending March 2017	2,033	→
Quarter ending June 2017	2,057	→
Quarter ending September 2017	2,020	↓
Variance since September 2016	2.2%	↑



ACTIVITY

Cumulative percentage of contracted UDA delivered 2017 & 2018



Month	Adjusted Scheduled Activity (UDA)	
	2017	2018
April	104	95
May	382	95
June	382	95
July	1,032	1,107
August	1,334	1,107
September	1,766	1,457
October	2,062	
November	2,385	
December	2,763	
January	2,929	
February	3,254	
March	3,843	
April	3,993	
May	3,993	
June	3,993	

QUALITY

	Quantity	Base Number	Contract	AT	Region	England
% of FP17s for the same patient ID Re-attending within 3 months - Children	81	1,159	7.0%	12.0%	12.8%	11.9%
% of FP17s for the same patient ID Re-attending within 3 months - Adults	1	47	2.1%	17.1%	16.5%	15.9%
% of FP17s for the same patient ID Re-attending between 3 & 9 months - Children	703	1,159	60.7%	57.6%	59.7%	58.1%
% of FP17s for the same patient ID Re-attending between 3 & 9 months - Adults	32	47	68.1%	51.1%	53.0%	50.6%
% of FP17s for Band 1 Urgent Courses	51	1,092	4.7%	9.7%	9.2%	9.1%
% of FP17s Relating to Free Repair or Replacements	0	1,092	0.0%	1.1%	1.0%	0.8%
% of FP17s Relating to Continuations	12	1,092	1.1%	1.3%	1.2%	1.1%
% of Patients satisfied with the dentistry they have received	2	3	N/A	92.4%	91.6%	91.4%
% of Patients satisfied with the time they had to wait for an appointment	3	3	N/A	91.5%	88.1%	87.7%

* This is based on patients treated on this contract for their most recent course of treatment. Figures in italics indicate the base number of FP17s or Patient Questionnaire responses are less than 100. N/A is shown where the base number of responses is less than 10 during the period. % is calculated as Quantity/Base number*100

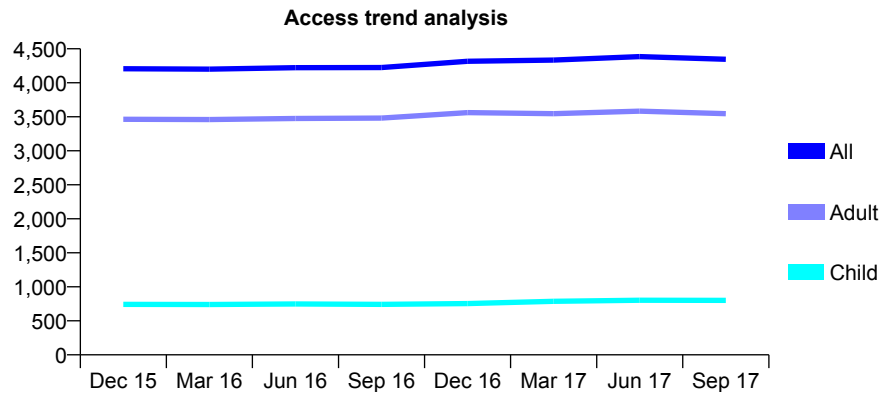
Q44 - Vital Signs At a Glance Contract Report for 321486/0001 - September 2017

Name or company name	MR AD MORTON
Contract type name	GDS Contract
Purpose of contract	General
Contract start date	01/04/2006
Contract end date	

17/18 Contracted general activity (UDA)	12,706
Carry forward general activity (UDA)	0
17/18 Contracted orthodontic activity (UOA)	0
Carry forward orthodontic activity (UOA)	0
Baseline contract value	£348,780.14

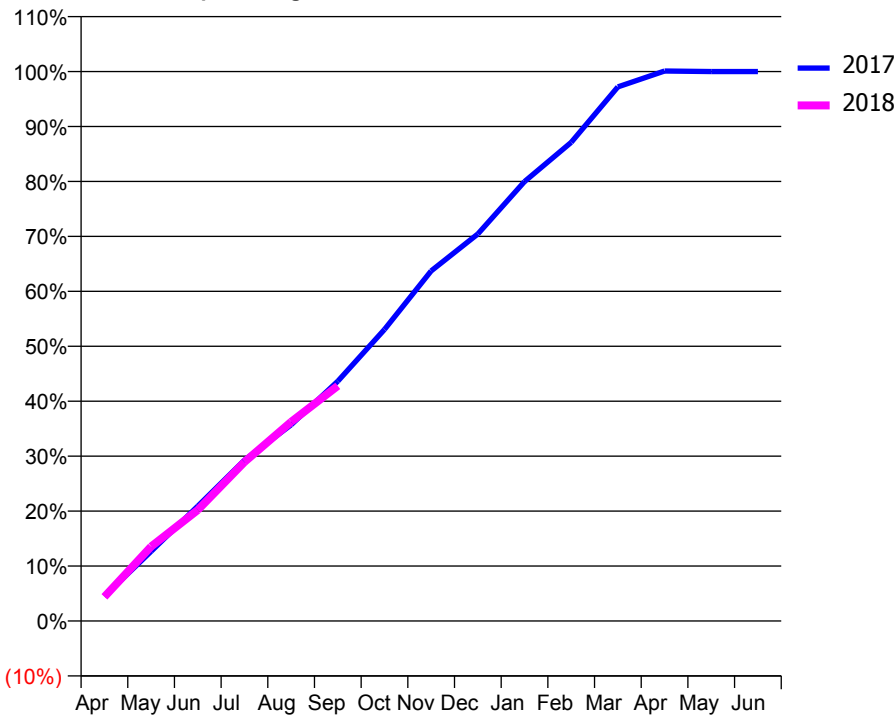
ACCESS*

Patients seen in 24 months	Total	Change since previous quarter
Quarter ending September 2016	4,224	
Quarter ending December 2016	4,316	↑
Quarter ending March 2017	4,334	→
Quarter ending June 2017	4,386	→
Quarter ending September 2017	4,347	→
Variance since September 2016	2.9%	↑



ACTIVITY

Cumulative percentage of contracted UDA delivered 2017 & 2018



Month	Adjusted Scheduled Activity (UDA)	
	2017	2018
April	572	560
May	1,616	1,722
June	2,663	2,567
July	3,729	3,677
August	4,549	4,605
September	5,559	5,438
October	6,759	
November	8,114	
December	8,971	
January	10,185	
February	11,094	
March	12,380	
April	12,749	
May	12,736	
June	12,736	

QUALITY

	Quantity	Base Number	Contract	AT	Region	England
% of FP17s for the same patient ID Re-attending within 3 months - Children	30	658	4.6%	12.0%	12.8%	11.9%
% of FP17s for the same patient ID Re-attending within 3 months - Adults	323	2,248	14.4%	17.1%	16.5%	15.9%
% of FP17s for the same patient ID Re-attending between 3 & 9 months - Children	436	658	66.3%	57.6%	59.7%	58.1%
% of FP17s for the same patient ID Re-attending between 3 & 9 months - Adults	1,156	2,248	51.4%	51.1%	53.0%	50.6%
% of FP17s for Band 1 Urgent Courses	169	2,722	6.2%	9.7%	9.2%	9.1%
% of FP17s Relating to Free Repair or Replacements	77	2,722	2.8%	1.1%	1.0%	0.8%
% of FP17s Relating to Continuations	22	2,722	0.8%	1.3%	1.2%	1.1%
% of Patients satisfied with the dentistry they have received	12	13	92.3%	92.4%	91.6%	91.4%
% of Patients satisfied with the time they had to wait for an appointment	12	13	92.3%	91.5%	88.1%	87.7%

* This is based on patients treated on this contract for their most recent course of treatment. Figures in italics indicate the base number of FP17s or Patient Questionnaire responses are less than 100. N/A is shown where the base number of responses is less than 10 during the period. % is calculated as Quantity/Base number*100

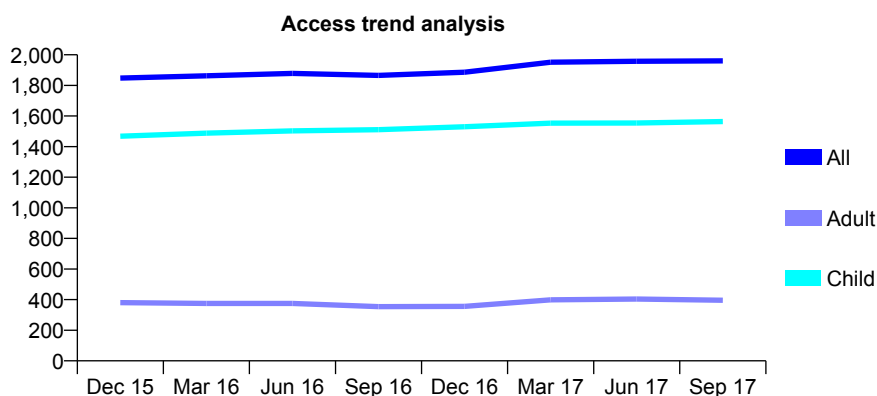
Q44 - Vital Signs At a Glance Contract Report for 327123/0002 - September 2017

Name or company name	MRS JM COOPER
Contract type name	GDS Contract
Purpose of contract	General
Contract start date	01/04/2007
Contract end date	

17/18 Contracted general activity (UDA)	4,180
Carry forward general activity (UDA)	68
17/18 Contracted orthodontic activity (UOA)	0
Carry forward orthodontic activity (UOA)	0
Baseline contract value	£93,794.38

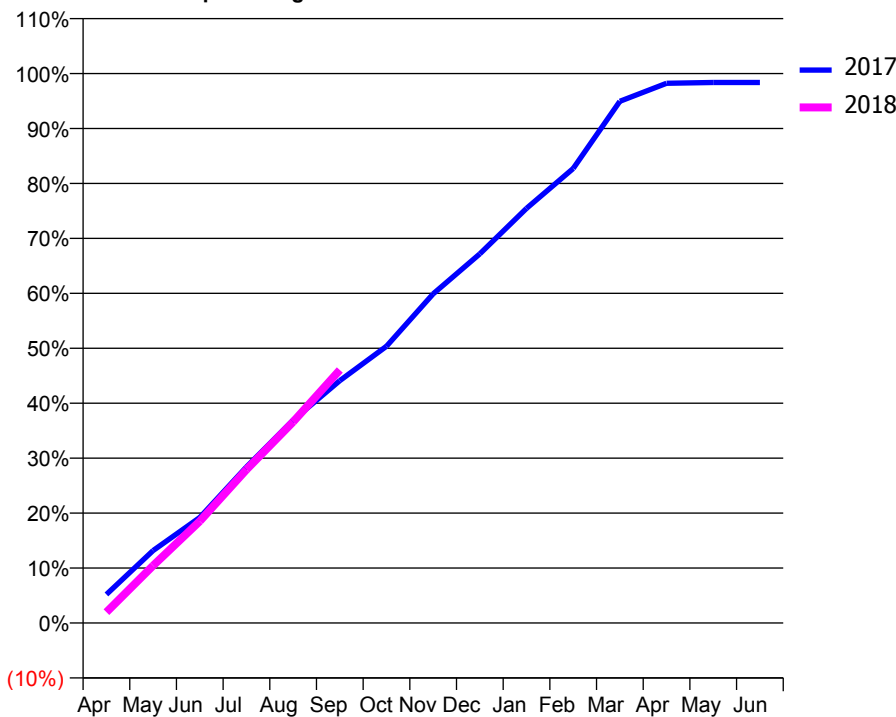
ACCESS*

Patients seen in 24 months	Total	Change since previous quarter
Quarter ending September 2016	1,865	
Quarter ending December 2016	1,886	→
Quarter ending March 2017	1,952	↑
Quarter ending June 2017	1,958	→
Quarter ending September 2017	1,960	→
Variance since September 2016	5.1%	↑



ACTIVITY

Cumulative percentage of contracted UDA delivered 2017 & 2018



Adjusted Scheduled Activity (UDA)

Month	2017	2018
April	218	83
May	551	437
June	803	774
July	1,187	1,167
August	1,544	1,530
September	1,844	1,925
October	2,105	
November	2,504	
December	2,808	
January	3,154	
February	3,458	
March	3,968	
April	4,105	
May	4,111	
June	4,112	

QUALITY

	Quantity	Base Number	Contract	AT	Region	England
% of FP17s for the same patient ID Re-attending within 3 months - Children	131	1,474	8.9%	12.0%	12.8%	11.9%
% of FP17s for the same patient ID Re-attending within 3 months - Adults	39	202	19.3%	17.1%	16.5%	15.9%
% of FP17s for the same patient ID Re-attending between 3 & 9 months - Children	1,056	1,474	71.6%	57.6%	59.7%	58.1%
% of FP17s for the same patient ID Re-attending between 3 & 9 months - Adults	107	202	53.0%	51.1%	53.0%	50.6%
% of FP17s for Band 1 Urgent Courses	55	1,554	3.5%	9.7%	9.2%	9.1%
% of FP17s Relating to Free Repair or Replacements	1	1,554	0.1%	1.1%	1.0%	0.8%
% of FP17s Relating to Continuations	1	1,554	0.1%	1.3%	1.2%	1.1%
% of Patients satisfied with the dentistry they have received	5	6	N/A	92.4%	91.6%	91.4%
% of Patients satisfied with the time they had to wait for an appointment	4	6	N/A	91.5%	88.1%	87.7%

* This is based on patients treated on this contract for their most recent course of treatment. Figures in italics indicate the base number of FP17s or Patient Questionnaire responses are less than 100. N/A is shown where the base number of responses is less than 10 during the period. % is calculated as Quantity/Base number*100

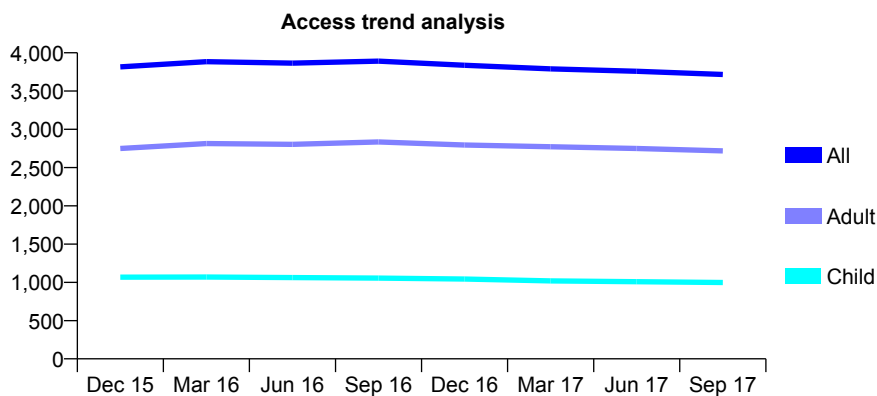
Q44 - Vital Signs At a Glance Contract Report for 329150/0002 - September 2017

Name or company name	MR DJ GIDMAN
Contract type name	GDS Contract
Purpose of contract	General
Contract start date	01/04/2006
Contract end date	

17/18 Contracted general activity (UDA)	9,301
Carry forward general activity (UDA)	0
17/18 Contracted orthodontic activity (UOA)	0
Carry forward orthodontic activity (UOA)	0
Baseline contract value	£281,839.24

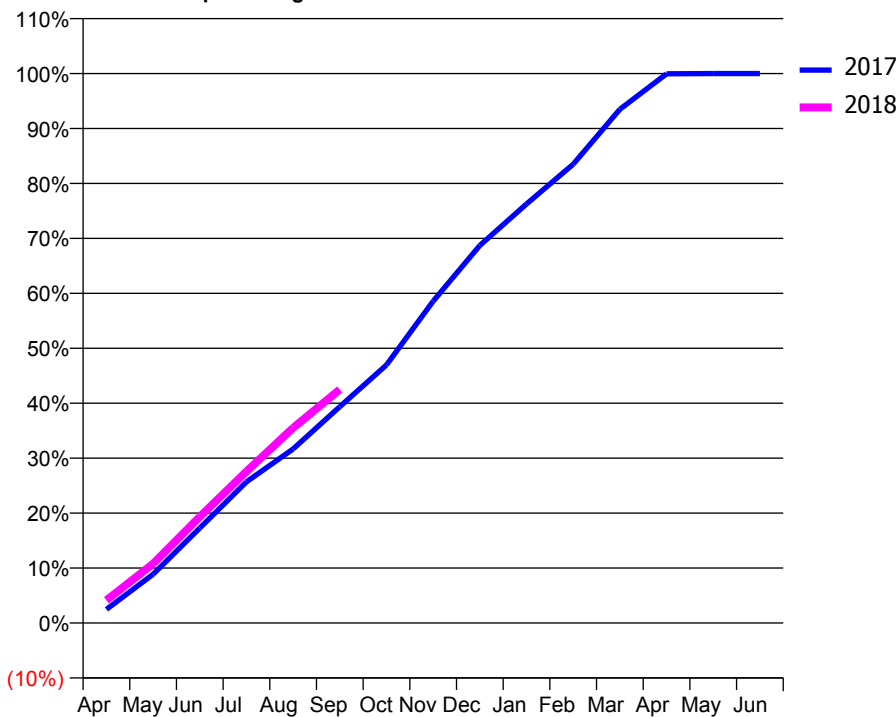
ACCESS*

Patients seen in 24 months	Total	Change since previous quarter
Quarter ending September 2016	3,891	
Quarter ending December 2016	3,837	↓
Quarter ending March 2017	3,790	↓
Quarter ending June 2017	3,758	→
Quarter ending September 2017	3,716	↓
Variance since September 2016	(4.5%)	↓



ACTIVITY

Cumulative percentage of contracted UDA delivered 2017 & 2018



Adjusted Scheduled Activity (UDA)

Month	2017	2018
April	232	385
May	828	1,003
June	1,613	1,797
July	2,398	2,565
August	2,957	3,304
September	3,675	3,953
October	4,383	
November	5,466	
December	6,412	
January	7,117	
February	7,793	
March	8,726	
April	9,328	
May	9,333	
June	9,333	

QUALITY

	Quantity	Base Number	Contract	AT	Region	England
% of FP17s for the same patient ID Re-attending within 3 months - Children	55	667	8.2%	12.0%	12.8%	11.9%
% of FP17s for the same patient ID Re-attending within 3 months - Adults	195	1,580	12.3%	17.1%	16.5%	15.9%
% of FP17s for the same patient ID Re-attending between 3 & 9 months - Children	364	667	54.6%	57.6%	59.7%	58.1%
% of FP17s for the same patient ID Re-attending between 3 & 9 months - Adults	801	1,580	50.7%	51.1%	53.0%	50.6%
% of FP17s for Band 1 Urgent Courses	90	1,966	4.6%	9.7%	9.2%	9.1%
% of FP17s Relating to Free Repair or Replacements	23	1,966	1.2%	1.1%	1.0%	0.8%
% of FP17s Relating to Continuations	41	1,966	2.1%	1.3%	1.2%	1.1%
% of Patients satisfied with the dentistry they have received	5	5	N/A	92.4%	91.6%	91.4%
% of Patients satisfied with the time they had to wait for an appointment	5	5	N/A	91.5%	88.1%	87.7%

* This is based on patients treated on this contract for their most recent course of treatment. Figures in italics indicate the base number of FP17s or Patient Questionnaire responses are less than 100. N/A is shown where the base number of responses is less than 10 during the period. % is calculated as Quantity/Base number*100

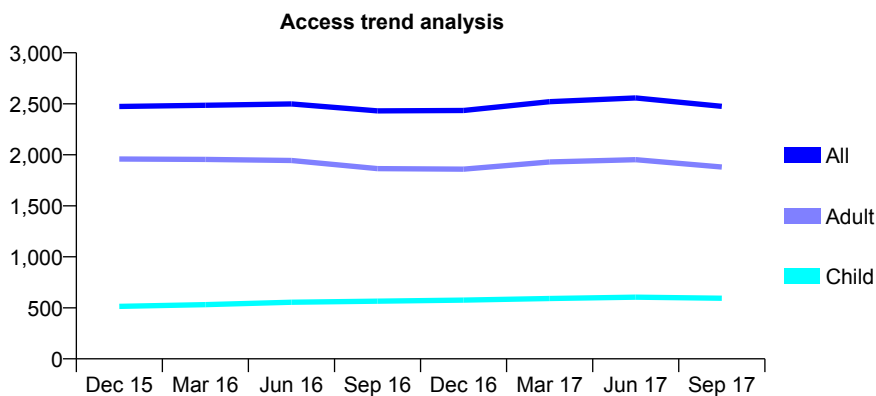
Q44 - Vital Signs At a Glance Contract Report for 340375/0001 - September 2017

Name or company name	MRS C SHARP
Contract type name	GDS Contract
Purpose of contract	General
Contract start date	20/10/2010
Contract end date	

17/18 Contracted general activity (UDA)	7,085
Carry forward general activity (UDA)	0
17/18 Contracted orthodontic activity (UOA)	0
Carry forward orthodontic activity (UOA)	0
Baseline contract value	£193,920.37

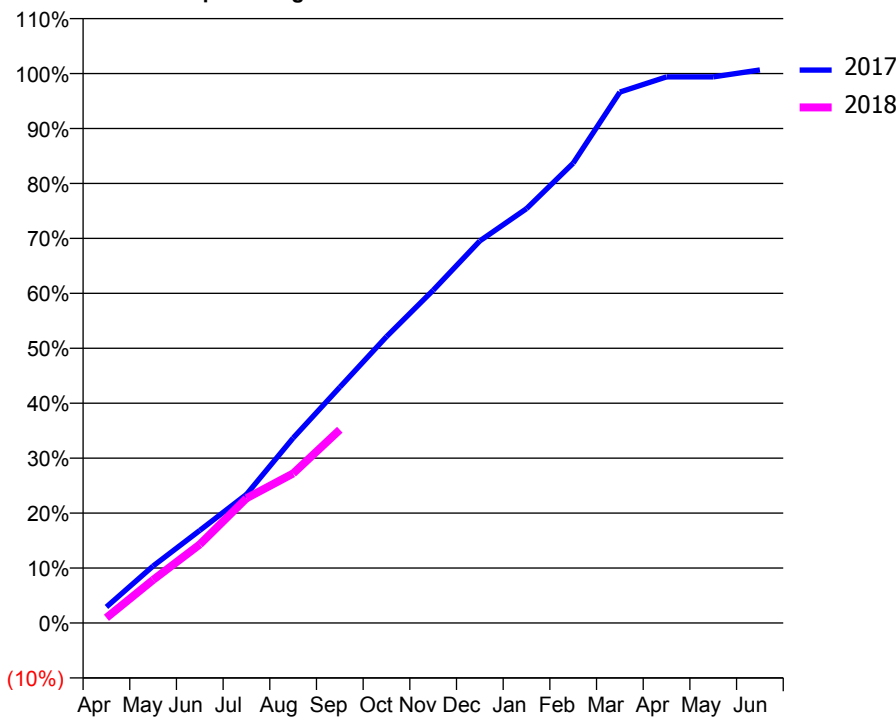
ACCESS*

Patients seen in 24 months	Total	Change since previous quarter
Quarter ending September 2016	2,431	
Quarter ending December 2016	2,435	→
Quarter ending March 2017	2,521	↑
Quarter ending June 2017	2,557	→
Quarter ending September 2017	2,475	↓
Variance since September 2016	1.8%	→



ACTIVITY

Cumulative percentage of contracted UDA delivered 2017 & 2018



Adjusted Scheduled Activity (UDA)

Month	2017	2018
April	211	68
May	750	557
June	1,218	1,013
July	1,692	1,609
August	2,433	1,928
September	3,101	2,492
October	3,766	
November	4,376	
December	5,026	
January	5,451	
February	6,048	
March	6,983	
April	7,182	
May	7,183	
June	7,274	

QUALITY

	Quantity	Base Number	Contract	AT	Region	England
% of FP17s for the same patient ID Re-attending within 3 months - Children	32	345	9.3%	12.0%	12.8%	11.9%
% of FP17s for the same patient ID Re-attending within 3 months - Adults	113	946	11.9%	17.1%	16.5%	15.9%
% of FP17s for the same patient ID Re-attending between 3 & 9 months - Children	166	345	48.1%	57.6%	59.7%	58.1%
% of FP17s for the same patient ID Re-attending between 3 & 9 months - Adults	364	946	38.5%	51.1%	53.0%	50.6%
% of FP17s for Band 1 Urgent Courses	136	1,194	11.4%	9.7%	9.2%	9.1%
% of FP17s Relating to Free Repair or Replacements	5	1,194	0.4%	1.1%	1.0%	0.8%
% of FP17s Relating to Continuations	17	1,194	1.4%	1.3%	1.2%	1.1%
% of Patients satisfied with the dentistry they have received	6	6	N/A	92.4%	91.6%	91.4%
% of Patients satisfied with the time they had to wait for an appointment	6	6	N/A	91.5%	88.1%	87.7%

* This is based on patients treated on this contract for their most recent course of treatment. Figures in italics indicate the base number of FP17s or Patient Questionnaire responses are less than 100. N/A is shown where the base number of responses is less than 10 during the period. % is calculated as Quantity/Base number*100

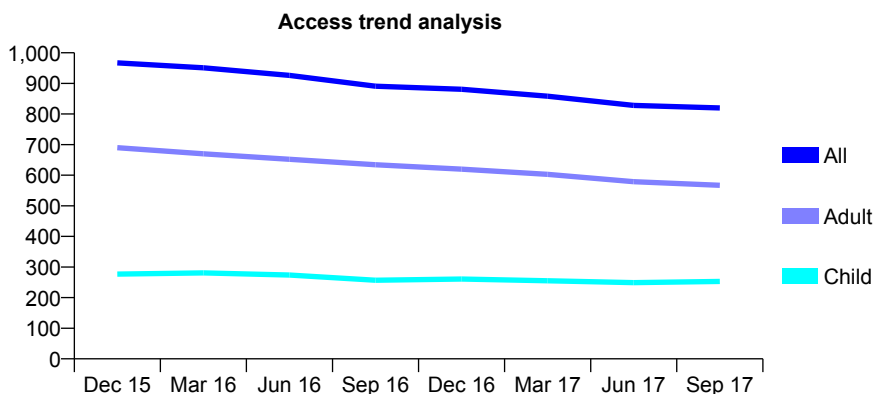
Q44 - Vital Signs At a Glance Contract Report for 340642/0001 - September 2017

Name or company name	MR M BADELI
Contract type name	PDS Contract
Purpose of contract	General
Contract start date	01/04/2006
Contract end date	31/03/2020

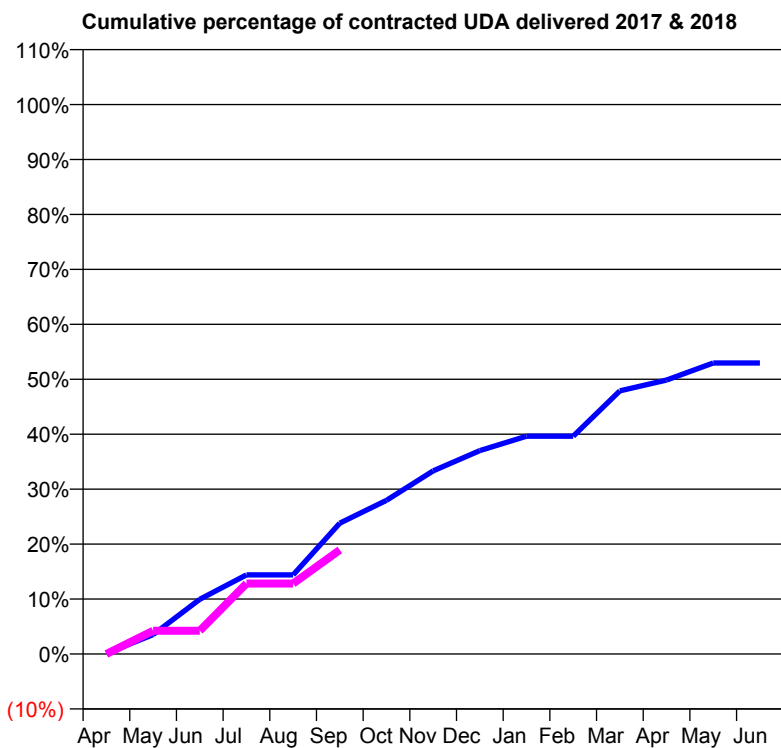
17/18 Contracted general activity (UDA)	4,500
Carry forward general activity (UDA)	0
17/18 Contracted orthodontic activity (UOA)	0
Carry forward orthodontic activity (UOA)	0
Baseline contract value	£108,102.04

ACCESS*

Patients seen in 24 months	Total	Change since previous quarter
Quarter ending September 2016	891	
Quarter ending December 2016	881	↓
Quarter ending March 2017	858	↓
Quarter ending June 2017	828	↓
Quarter ending September 2017	820	→
Variance since September 2016	(8.0%)	↓



ACTIVITY



Month	Adjusted Scheduled Activity (UDA)	
	2017	2018
April	5	0
May	159	191
June	448	191
July	648	577
August	648	577
September	1,072	852
October	1,259	
November	1,499	
December	1,666	
January	1,784	
February	1,784	
March	2,155	
April	2,244	
May	2,383	
June	2,383	

QUALITY

	Quantity	Base Number	Contract	AT	Region	England
% of FP17s for the same patient ID Re-attending within 3 months - Children	15	178	8.4%	12.0%	12.8%	11.9%
% of FP17s for the same patient ID Re-attending within 3 months - Adults	39	328	11.9%	17.1%	16.5%	15.9%
% of FP17s for the same patient ID Re-attending between 3 & 9 months - Children	90	178	50.6%	57.6%	59.7%	58.1%
% of FP17s for the same patient ID Re-attending between 3 & 9 months - Adults	140	328	42.7%	51.1%	53.0%	50.6%
% of FP17s for Band 1 Urgent Courses	55	423	13.0%	9.7%	9.2%	9.1%
% of FP17s Relating to Free Repair or Replacements	1	423	0.2%	1.1%	1.0%	0.8%
% of FP17s Relating to Continuations	0	423	0.0%	1.3%	1.2%	1.1%
% of Patients satisfied with the dentistry they have received	4	4	N/A	92.4%	91.6%	91.4%
% of Patients satisfied with the time they had to wait for an appointment	3	4	N/A	91.5%	88.1%	87.7%

* This is based on patients treated on this contract for their most recent course of treatment. Figures in italics indicate the base number of FP17s or Patient Questionnaire responses are less than 100. N/A is shown where the base number of responses is less than 10 during the period. % is calculated as Quantity/Base number*100

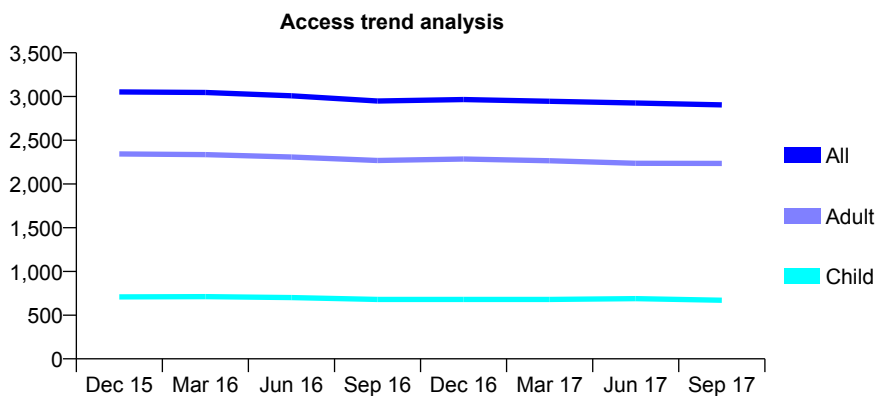
Q44 - Vital Signs At a Glance Contract Report for 398756/0001 - September 2017

Name or company name	MR JE FOLEY
Contract type name	GDS Contract
Purpose of contract	General
Contract start date	01/04/2011
Contract end date	

17/18 Contracted general activity (UDA)	9,318
Carry forward general activity (UDA)	44
17/18 Contracted orthodontic activity (UOA)	0
Carry forward orthodontic activity (UOA)	0
Baseline contract value	£232,517.78

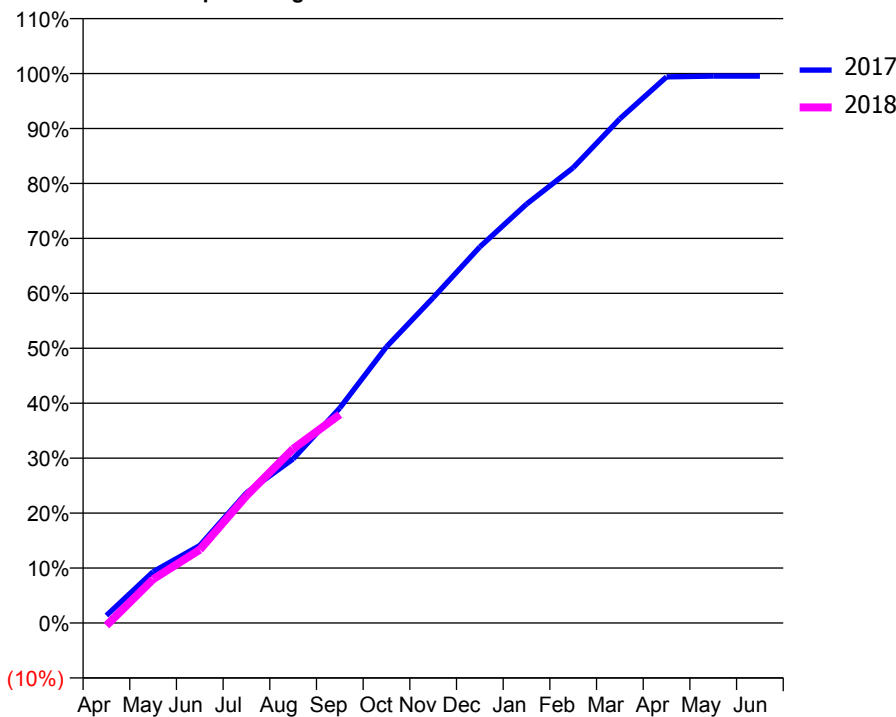
ACCESS*

Patients seen in 24 months	Total	Change since previous quarter
Quarter ending September 2016	2,948	
Quarter ending December 2016	2,966	→
Quarter ending March 2017	2,945	→
Quarter ending June 2017	2,926	→
Quarter ending September 2017	2,905	→
Variance since September 2016	(1.5%)	↓



ACTIVITY

Cumulative percentage of contracted UDA delivered 2017 & 2018



Month	Adjusted Scheduled Activity (UDA)	
	2017	2018
April	127	-44
May	869	744
June	1,314	1,242
July	2,207	2,159
August	2,783	2,954
September	3,645	3,536
October	4,683	
November	5,517	
December	6,377	
January	7,104	
February	7,720	
March	8,550	
April	9,260	
May	9,275	
June	9,274	

QUALITY

	Quantity	Base Number	Contract	AT	Region	England
% of FP17s for the same patient ID Re-attending within 3 months - Children	55	511	10.8%	12.0%	12.8%	11.9%
% of FP17s for the same patient ID Re-attending within 3 months - Adults	221	1,728	12.8%	17.1%	16.5%	15.9%
% of FP17s for the same patient ID Re-attending between 3 & 9 months - Children	313	511	61.3%	57.6%	59.7%	58.1%
% of FP17s for the same patient ID Re-attending between 3 & 9 months - Adults	1,198	1,728	69.3%	51.1%	53.0%	50.6%
% of FP17s for Band 1 Urgent Courses	76	1,871	4.1%	9.7%	9.2%	9.1%
% of FP17s Relating to Free Repair or Replacements	19	1,871	1.0%	1.1%	1.0%	0.8%
% of FP17s Relating to Continuations	20	1,871	1.1%	1.3%	1.2%	1.1%
% of Patients satisfied with the dentistry they have received	10	10	100.0%	92.4%	91.6%	91.4%
% of Patients satisfied with the time they had to wait for an appointment	10	10	100.0%	91.5%	88.1%	87.7%

* This is based on patients treated on this contract for their most recent course of treatment. Figures in italics indicate the base number of FP17s or Patient Questionnaire responses are less than 100. N/A is shown where the base number of responses is less than 10 during the period. % is calculated as Quantity/Base number*100

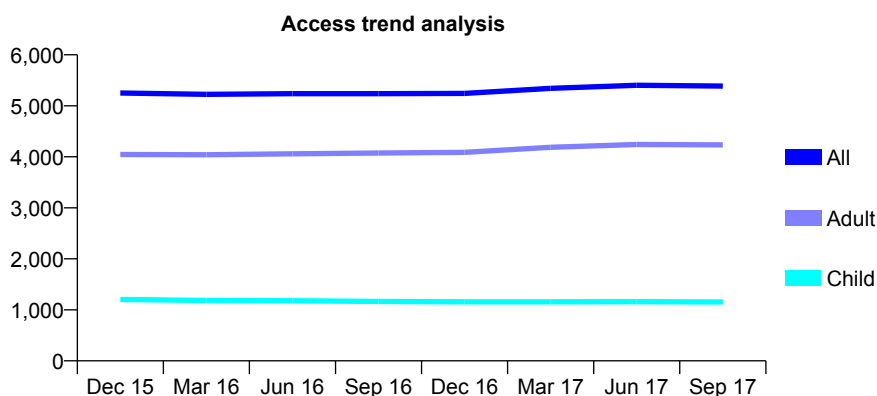
Q44 - Vital Signs At a Glance Contract Report for 566632/0001 - September 2017

Name or company name	Guilden Sutton Dental Practice
Contract type name	GDS Contract
Purpose of contract	General
Contract start date	01/04/2006
Contract end date	

17/18 Contracted general activity (UDA)	15,500
Carry forward general activity (UDA)	0
17/18 Contracted orthodontic activity (UOA)	0
Carry forward orthodontic activity (UOA)	0
Baseline contract value	£390,834.52

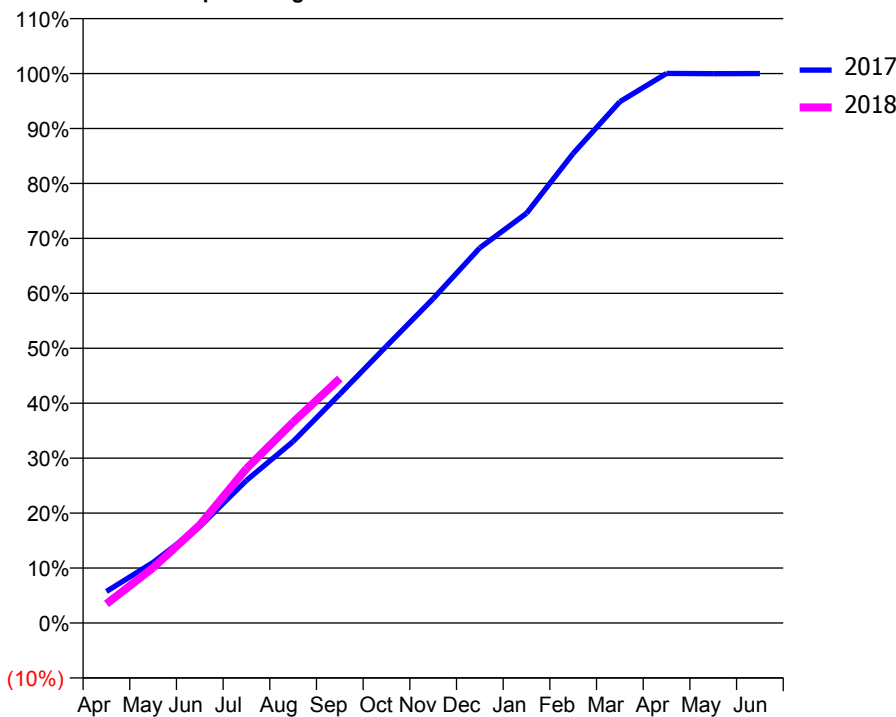
ACCESS*

Patients seen in 24 months	Total	Change since previous quarter
Quarter ending September 2016	5,239	
Quarter ending December 2016	5,244	→
Quarter ending March 2017	5,342	→
Quarter ending June 2017	5,402	→
Quarter ending September 2017	5,386	→
Variance since September 2016	2.8%	↑



ACTIVITY

Cumulative percentage of contracted UDA delivered 2017 & 2018



Month	Adjusted Scheduled Activity (UDA)	
	2017	2018
April	904	542
May	1,735	1,560
June	2,761	2,766
July	4,082	4,357
August	5,196	5,666
September	6,551	6,896
October	7,922	
November	9,284	
December	10,736	
January	11,724	
February	13,438	
March	14,919	
April	15,726	
May	15,721	
June	15,724	

QUALITY

	Quantity	Base Number	Contract	AT	Region	England
% of FP17s for the same patient ID Re-attending within 3 months - Children	96	953	10.1%	12.0%	12.8%	11.9%
% of FP17s for the same patient ID Re-attending within 3 months - Adults	692	3,397	20.4%	17.1%	16.5%	15.9%
% of FP17s for the same patient ID Re-attending between 3 & 9 months - Children	602	953	63.2%	57.6%	59.7%	58.1%
% of FP17s for the same patient ID Re-attending between 3 & 9 months - Adults	1,848	3,397	54.4%	51.1%	53.0%	50.6%
% of FP17s for Band 1 Urgent Courses	434	3,951	11.0%	9.7%	9.2%	9.1%
% of FP17s Relating to Free Repair or Replacements	71	3,951	1.8%	1.1%	1.0%	0.8%
% of FP17s Relating to Continuations	59	3,951	1.5%	1.3%	1.2%	1.1%
% of Patients satisfied with the dentistry they have received	15	15	100.0%	92.4%	91.6%	91.4%
% of Patients satisfied with the time they had to wait for an appointment	14	15	93.3%	91.5%	88.1%	87.7%

* This is based on patients treated on this contract for their most recent course of treatment. Figures in italics indicate the base number of FP17s or Patient Questionnaire responses are less than 100. N/A is shown where the base number of responses is less than 10 during the period. % is calculated as Quantity/Base number*100

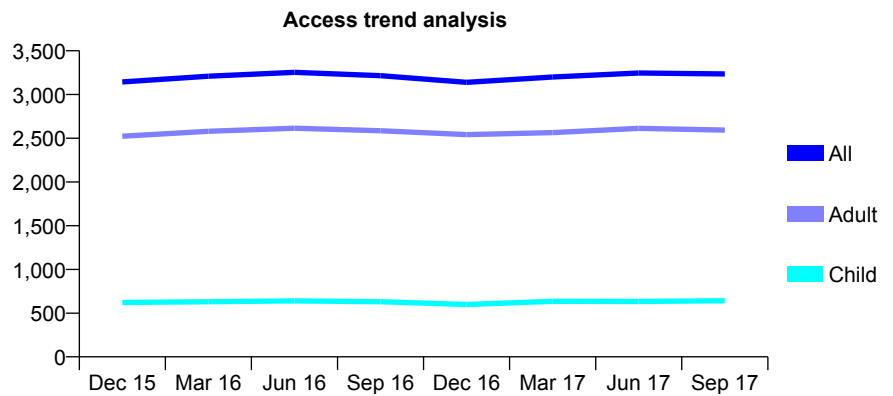
Q44 - Vital Signs At a Glance Contract Report for 569208/0001 - September 2017

Name or company name	Heathfield Dental Practice
Contract type name	GDS Contract
Purpose of contract	General
Contract start date	01/04/2006
Contract end date	

17/18 Contracted general activity (UDA)	8,738
Carry forward general activity (UDA)	0
17/18 Contracted orthodontic activity (UOA)	0
Carry forward orthodontic activity (UOA)	0
Baseline contract value	£239,654.36

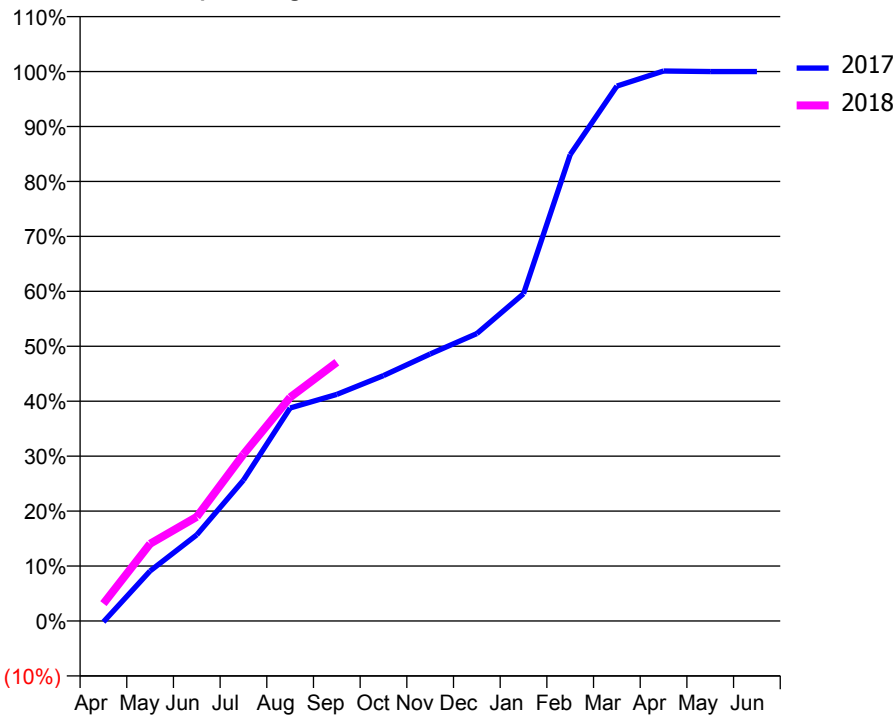
ACCESS*

Patients seen in 24 months	Total	Change since previous quarter
Quarter ending September 2016	3,216	
Quarter ending December 2016	3,139	↓
Quarter ending March 2017	3,200	→
Quarter ending June 2017	3,246	→
Quarter ending September 2017	3,235	→
Variance since September 2016	0.6%	→



ACTIVITY

Cumulative percentage of contracted UDA delivered 2017 & 2018



Month	Adjusted Scheduled Activity (UDA)	
	2017	2018
April	-17	276
May	802	1,228
June	1,382	1,658
July	2,259	2,651
August	3,415	3,558
September	3,632	4,115
October	3,933	
November	4,279	
December	4,606	
January	5,245	
February	7,475	
March	8,573	
April	8,814	
May	8,807	
June	8,807	

QUALITY

	Quantity	Base Number	Contract	AT	Region	England
% of FP17s for the same patient ID Re-attending within 3 months - Children	29	482	6.0%	12.0%	12.8%	11.9%
% of FP17s for the same patient ID Re-attending within 3 months - Adults	419	2,031	20.6%	17.1%	16.5%	15.9%
% of FP17s for the same patient ID Re-attending between 3 & 9 months - Children	305	482	63.3%	57.6%	59.7%	58.1%
% of FP17s for the same patient ID Re-attending between 3 & 9 months - Adults	1,033	2,031	50.9%	51.1%	53.0%	50.6%
% of FP17s for Band 1 Urgent Courses	347	2,377	14.6%	9.7%	9.2%	9.1%
% of FP17s Relating to Free Repair or Replacements	47	2,377	2.0%	1.1%	1.0%	0.8%
% of FP17s Relating to Continuations	18	2,377	0.8%	1.3%	1.2%	1.1%
% of Patients satisfied with the dentistry they have received	14	14	100.0%	92.4%	91.6%	91.4%
% of Patients satisfied with the time they had to wait for an appointment	14	14	100.0%	91.5%	88.1%	87.7%

* This is based on patients treated on this contract for their most recent course of treatment. Figures in italics indicate the base number of FP17s or Patient Questionnaire responses are less than 100. N/A is shown where the base number of responses is less than 10 during the period. % is calculated as Quantity/Base number*100

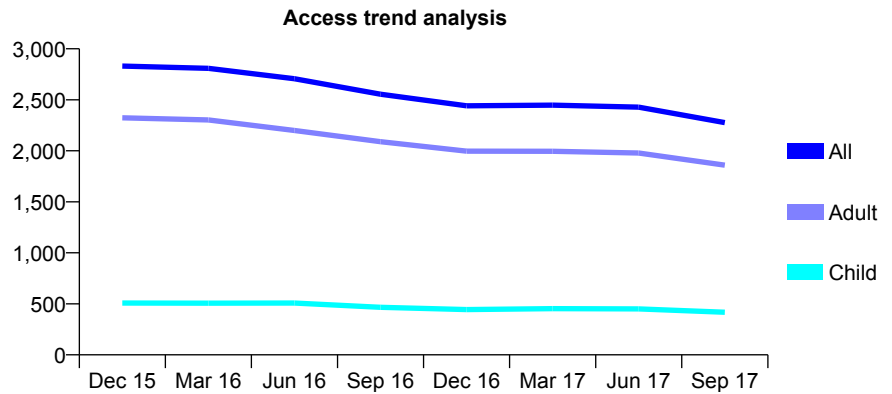
Q44 - Vital Signs At a Glance Contract Report for 614378/0001 - September 2017

Name or company name	MR S JASIM MOHAMAD
Contract type name	GDS Contract
Purpose of contract	General
Contract start date	01/09/2009
Contract end date	

17/18 Contracted general activity (UDA)	13,658
Carry forward general activity (UDA)	0
17/18 Contracted orthodontic activity (UOA)	0
Carry forward orthodontic activity (UOA)	0
Baseline contract value	£359,651.56

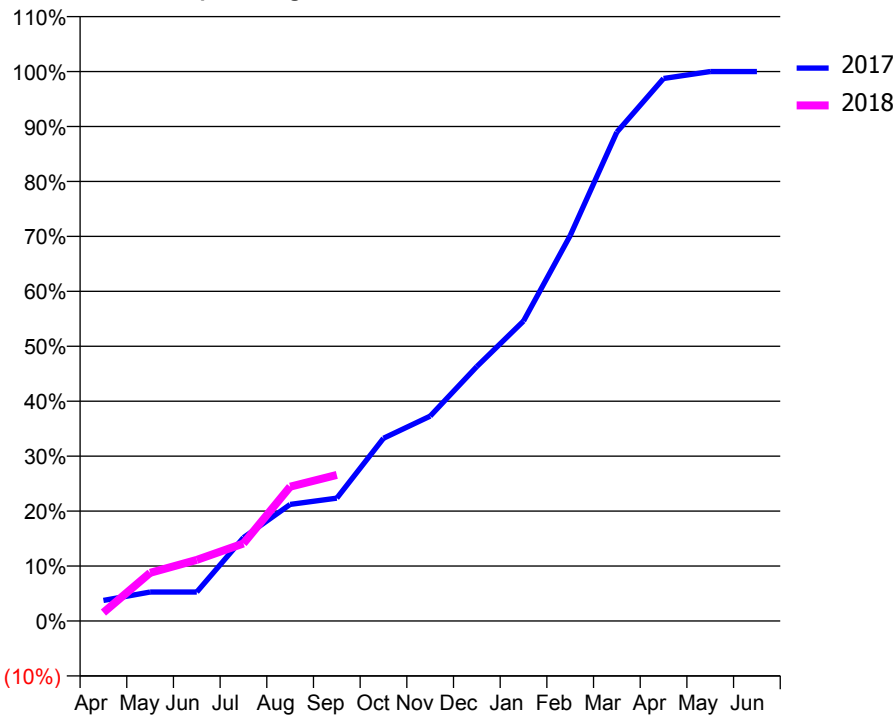
ACCESS*

Patients seen in 24 months	Total	Change since previous quarter
Quarter ending September 2016	2,555	
Quarter ending December 2016	2,441	↓
Quarter ending March 2017	2,448	→
Quarter ending June 2017	2,428	→
Quarter ending September 2017	2,276	↓
Variance since September 2016	(10.9%)	↓



ACTIVITY

Cumulative percentage of contracted UDA delivered 2017 & 2018



Month	Adjusted Scheduled Activity (UDA)	
	2017	2018
April	514	210
May	722	1,197
June	722	1,520
July	2,073	1,928
August	2,898	3,338
September	3,053	3,631
October	4,543	
November	5,094	
December	6,324	
January	7,454	
February	9,581	
March	12,153	
April	13,485	
May	13,658	
June	13,658	

QUALITY

	Quantity	Base Number	Contract	AT	Region	England
% of FP17s for the same patient ID Re-attending within 3 months - Children	29	268	10.8%	12.0%	12.8%	11.9%
% of FP17s for the same patient ID Re-attending within 3 months - Adults	155	987	15.7%	17.1%	16.5%	15.9%
% of FP17s for the same patient ID Re-attending between 3 & 9 months - Children	168	268	62.7%	57.6%	59.7%	58.1%
% of FP17s for the same patient ID Re-attending between 3 & 9 months - Adults	496	987	50.3%	51.1%	53.0%	50.6%
% of FP17s for Band 1 Urgent Courses	116	953	12.2%	9.7%	9.2%	9.1%
% of FP17s Relating to Free Repair or Replacements	5	953	0.5%	1.1%	1.0%	0.8%
% of FP17s Relating to Continuations	6	953	0.6%	1.3%	1.2%	1.1%
% of Patients satisfied with the dentistry they have received	37	42	88.1%	92.4%	91.6%	91.4%
% of Patients satisfied with the time they had to wait for an appointment	39	42	92.9%	91.5%	88.1%	87.7%

* This is based on patients treated on this contract for their most recent course of treatment. Figures in italics indicate the base number of FP17s or Patient Questionnaire responses are less than 100. N/A is shown where the base number of responses is less than 10 during the period. % is calculated as Quantity/Base number*100

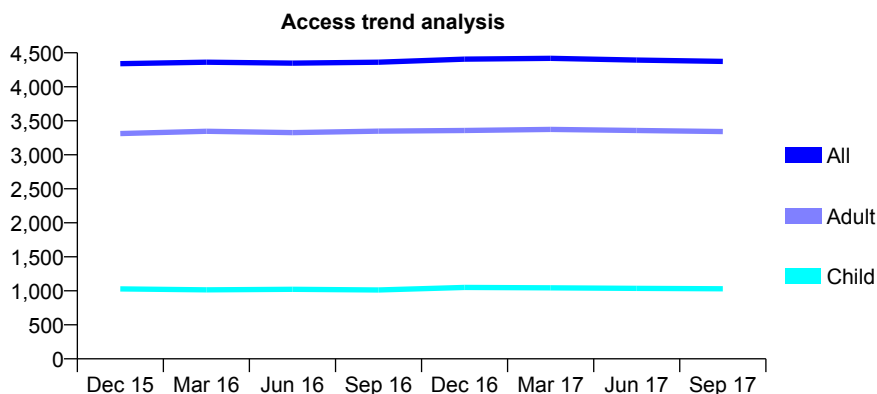
Q44 - Vital Signs At a Glance Contract Report for 638560/0001 - September 2017

Name or company name	MISS J FINN
Contract type name	GDS Contract
Purpose of contract	General
Contract start date	01/04/2006
Contract end date	

17/18 Contracted general activity (UDA)	14,350
Carry forward general activity (UDA)	120
17/18 Contracted orthodontic activity (UOA)	0
Carry forward orthodontic activity (UOA)	0
Baseline contract value	£405,441.92

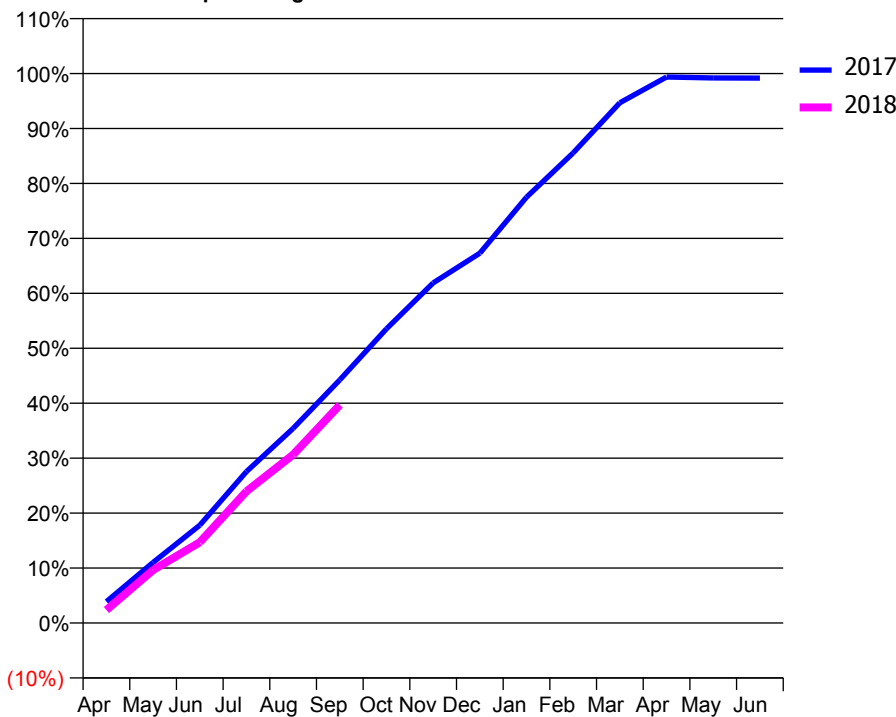
ACCESS*

Patients seen in 24 months	Total	Change since previous quarter
Quarter ending September 2016	4,362	
Quarter ending December 2016	4,407	→
Quarter ending March 2017	4,419	→
Quarter ending June 2017	4,393	→
Quarter ending September 2017	4,373	→
Variance since September 2016	0.3%	→



ACTIVITY

Cumulative percentage of contracted UDA delivered 2017 & 2018



Month	Adjusted Scheduled Activity (UDA)	
	2017	2018
April	559	339
May	1,584	1,386
June	2,556	2,107
July	3,954	3,439
August	5,084	4,395
September	6,350	5,696
October	7,683	
November	8,880	
December	9,659	
January	11,122	
February	12,277	
March	13,588	
April	14,259	
May	14,233	
June	14,230	

QUALITY

	Quantity	Base Number	Contract	AT	Region	England
% of FP17s for the same patient ID Re-attending within 3 months - Children	96	857	11.2%	12.0%	12.8%	11.9%
% of FP17s for the same patient ID Re-attending within 3 months - Adults	449	2,359	19.0%	17.1%	16.5%	15.9%
% of FP17s for the same patient ID Re-attending between 3 & 9 months - Children	551	857	64.3%	57.6%	59.7%	58.1%
% of FP17s for the same patient ID Re-attending between 3 & 9 months - Adults	1,214	2,359	51.5%	51.1%	53.0%	50.6%
% of FP17s for Band 1 Urgent Courses	289	2,934	9.9%	9.7%	9.2%	9.1%
% of FP17s Relating to Free Repair or Replacements	36	2,934	1.2%	1.1%	1.0%	0.8%
% of FP17s Relating to Continuations	24	2,934	0.8%	1.3%	1.2%	1.1%
% of Patients satisfied with the dentistry they have received	20	20	100.0%	92.4%	91.6%	91.4%
% of Patients satisfied with the time they had to wait for an appointment	18	20	90.0%	91.5%	88.1%	87.7%

* This is based on patients treated on this contract for their most recent course of treatment. Figures in italics indicate the base number of FP17s or Patient Questionnaire responses are less than 100. N/A is shown where the base number of responses is less than 10 during the period. % is calculated as Quantity/Base number*100

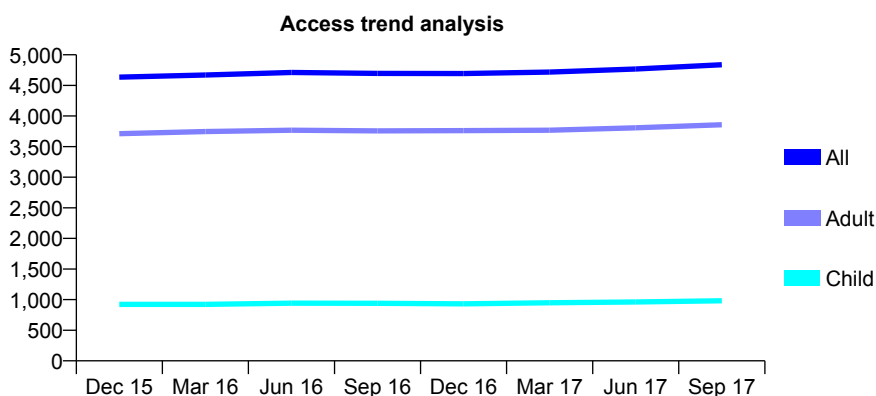
Q44 - Vital Signs At a Glance Contract Report for 649139/0001 - September 2017

Name or company name	MR BS PHIPPS
Contract type name	GDS Contract
Purpose of contract	General
Contract start date	01/04/2006
Contract end date	

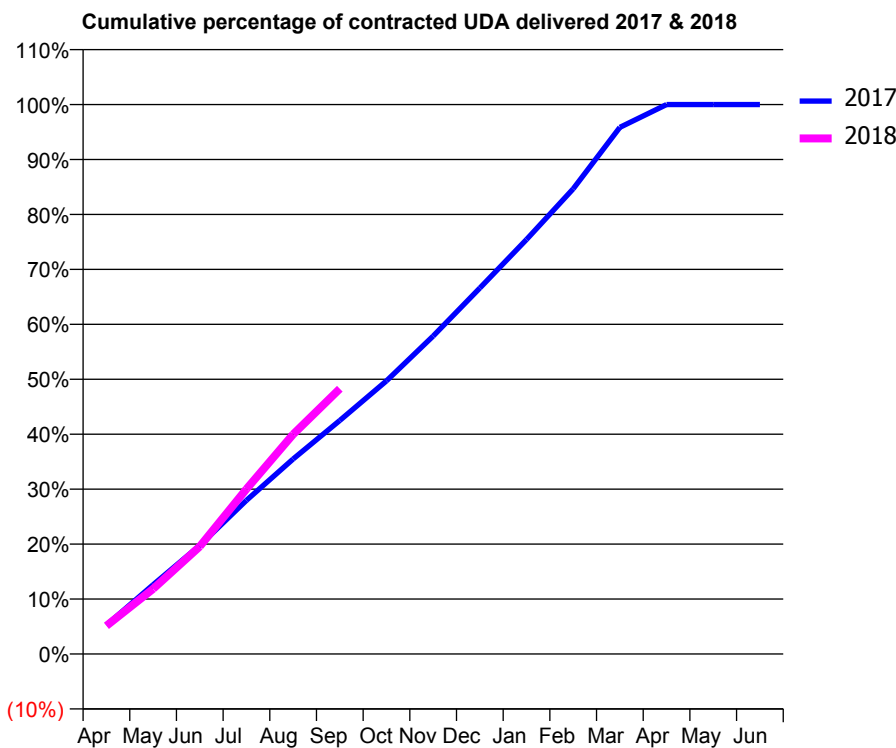
17/18 Contracted general activity (UDA)	12,870
Carry forward general activity (UDA)	0
17/18 Contracted orthodontic activity (UOA)	0
Carry forward orthodontic activity (UOA)	0
Baseline contract value	£389,998.12

ACCESS*

Patients seen in 24 months	Total	Change since previous quarter
Quarter ending September 2016	4,696	
Quarter ending December 2016	4,693	→
Quarter ending March 2017	4,717	→
Quarter ending June 2017	4,768	→
Quarter ending September 2017	4,838	→
Variance since September 2016	3.0%	↑



ACTIVITY



Month	Adjusted Scheduled Activity (UDA)	
	2017	2018
April	694	661
May	1,654	1,527
June	2,593	2,519
July	3,671	3,864
August	4,659	5,146
September	5,578	6,213
October	6,524	
November	7,594	
December	8,743	
January	9,902	
February	11,114	
March	12,582	
April	13,127	
May	13,127	
June	13,127	

QUALITY

	Quantity	Base Number	Contract	AT	Region	England
% of FP17s for the same patient ID Re-attending within 3 months - Children	40	725	5.5%	12.0%	12.8%	11.9%
% of FP17s for the same patient ID Re-attending within 3 months - Adults	492	2,752	17.9%	17.1%	16.5%	15.9%
% of FP17s for the same patient ID Re-attending between 3 & 9 months - Children	383	725	52.8%	57.6%	59.7%	58.1%
% of FP17s for the same patient ID Re-attending between 3 & 9 months - Adults	1,205	2,752	43.8%	51.1%	53.0%	50.6%
% of FP17s for Band 1 Urgent Courses	268	3,218	8.3%	9.7%	9.2%	9.1%
% of FP17s Relating to Free Repair or Replacements	22	3,218	0.7%	1.1%	1.0%	0.8%
% of FP17s Relating to Continuations	75	3,218	2.3%	1.3%	1.2%	1.1%
% of Patients satisfied with the dentistry they have received	14	16	87.5%	92.4%	91.6%	91.4%
% of Patients satisfied with the time they had to wait for an appointment	15	16	93.8%	91.5%	88.1%	87.7%

* This is based on patients treated on this contract for their most recent course of treatment. Figures in italics indicate the base number of FP17s or Patient Questionnaire responses are less than 100. N/A is shown where the base number of responses is less than 10 during the period. % is calculated as Quantity/Base number*100

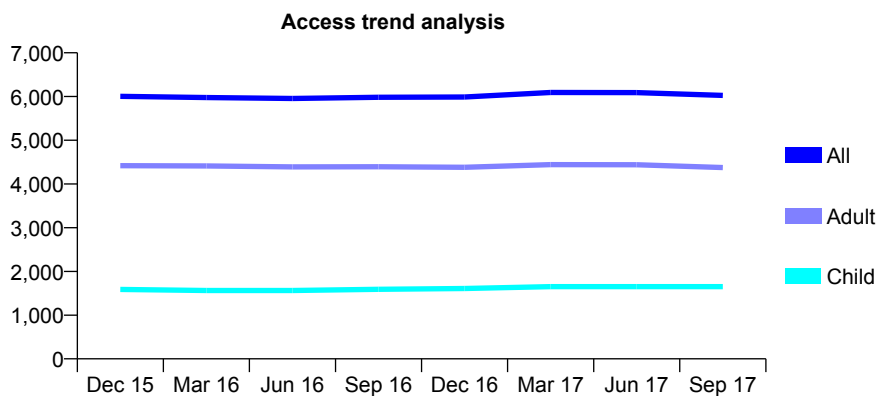
Q44 - Vital Signs At a Glance Contract Report for 649899/0001 - September 2017

Name or company name	MR SW HUGHES
Contract type name	GDS Contract
Purpose of contract	General
Contract start date	01/04/2006
Contract end date	

17/18 Contracted general activity (UDA)	18,100
Carry forward general activity (UDA)	144
17/18 Contracted orthodontic activity (UOA)	0
Carry forward orthodontic activity (UOA)	0
Baseline contract value	£527,785.88

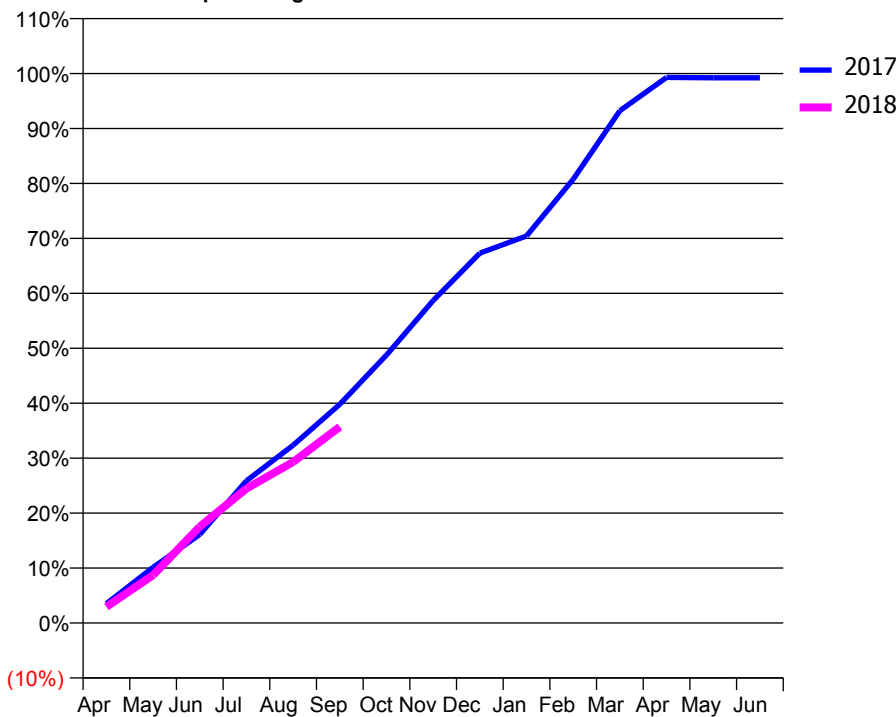
ACCESS*

Patients seen in 24 months	Total	Change since previous quarter
Quarter ending September 2016	5,984	
Quarter ending December 2016	5,988	→
Quarter ending March 2017	6,093	→
Quarter ending June 2017	6,091	→
Quarter ending September 2017	6,026	↓
Variance since September 2016	0.7%	→



ACTIVITY

Cumulative percentage of contracted UDA delivered 2017 & 2018



Month	Adjusted Scheduled Activity (UDA)	
	2017	2018
April	641	535
May	1,833	1,579
June	2,918	3,171
July	4,684	4,431
August	5,858	5,304
September	7,205	6,463
October	8,827	
November	10,622	
December	12,183	
January	12,750	
February	14,615	
March	16,874	
April	17,973	
May	17,960	
June	17,956	

QUALITY

	Quantity	Base Number	Contract	AT	Region	England
% of FP17s for the same patient ID Re-attending within 3 months - Children	82	1,123	7.3%	12.0%	12.8%	11.9%
% of FP17s for the same patient ID Re-attending within 3 months - Adults	252	2,457	10.3%	17.1%	16.5%	15.9%
% of FP17s for the same patient ID Re-attending between 3 & 9 months - Children	678	1,123	60.4%	57.6%	59.7%	58.1%
% of FP17s for the same patient ID Re-attending between 3 & 9 months - Adults	1,340	2,457	54.5%	51.1%	53.0%	50.6%
% of FP17s for Band 1 Urgent Courses	108	3,186	3.4%	9.7%	9.2%	9.1%
% of FP17s Relating to Free Repair or Replacements	23	3,186	0.7%	1.1%	1.0%	0.8%
% of FP17s Relating to Continuations	15	3,186	0.5%	1.3%	1.2%	1.1%
% of Patients satisfied with the dentistry they have received	18	19	94.7%	92.4%	91.6%	91.4%
% of Patients satisfied with the time they had to wait for an appointment	18	19	94.7%	91.5%	88.1%	87.7%

* This is based on patients treated on this contract for their most recent course of treatment. Figures in italics indicate the base number of FP17s or Patient Questionnaire responses are less than 100. N/A is shown where the base number of responses is less than 10 during the period. % is calculated as Quantity/Base number*100

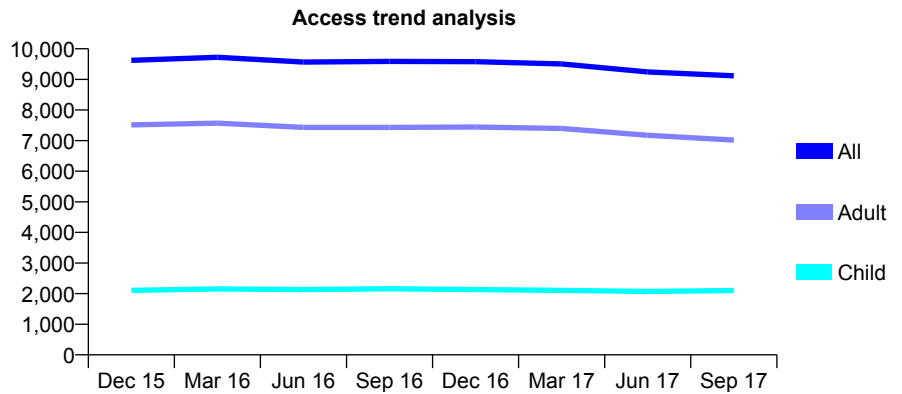
Q44 - Vital Signs At a Glance Contract Report for 654248/0001 - September 2017

Name or company name	MR S HUSSAIN
Contract type name	GDS Contract
Purpose of contract	General
Contract start date	01/04/2006
Contract end date	

17/18 Contracted general activity (UDA)	35,894
Carry forward general activity (UDA)	0
17/18 Contracted orthodontic activity (UOA)	0
Carry forward orthodontic activity (UOA)	0
Baseline contract value	£1,041,176.43

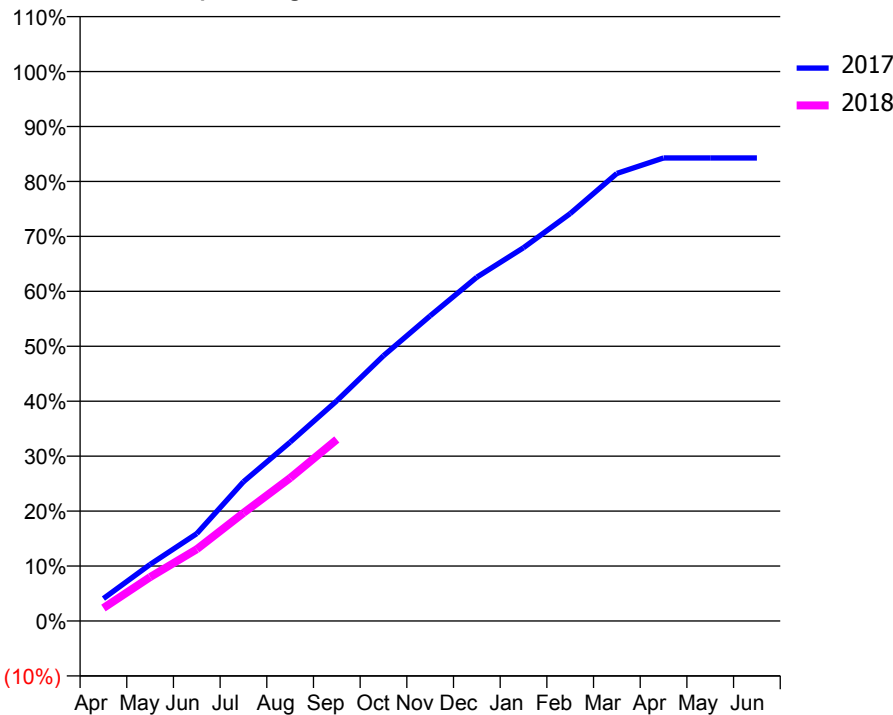
ACCESS*

Patients seen in 24 months	Total	Change since previous quarter
Quarter ending September 2016	9,590	
Quarter ending December 2016	9,580	→
Quarter ending March 2017	9,504	→
Quarter ending June 2017	9,246	↓
Quarter ending September 2017	9,118	↓
Variance since September 2016	(4.9%)	↓



ACTIVITY

Cumulative percentage of contracted UDA delivered 2017 & 2018



Month	Adjusted Scheduled Activity (UDA)	
	2017	2018
April	1,470	846
May	3,695	2,871
June	5,705	4,688
July	9,098	7,063
August	11,688	9,340
September	14,386	11,858
October	17,329	
November	19,934	
December	22,457	
January	24,385	
February	26,614	
March	29,240	
April	30,244	
May	30,246	
June	30,247	

QUALITY

	Quantity	Base Number	Contract	AT	Region	England
% of FP17s for the same patient ID Re-attending within 3 months - Children	107	1,242	8.6%	12.0%	12.8%	11.9%
% of FP17s for the same patient ID Re-attending within 3 months - Adults	678	3,742	18.1%	17.1%	16.5%	15.9%
% of FP17s for the same patient ID Re-attending between 3 & 9 months - Children	517	1,242	41.6%	57.6%	59.7%	58.1%
% of FP17s for the same patient ID Re-attending between 3 & 9 months - Adults	1,502	3,742	40.1%	51.1%	53.0%	50.6%
% of FP17s for Band 1 Urgent Courses	710	4,595	15.5%	9.7%	9.2%	9.1%
% of FP17s Relating to Free Repair or Replacements	52	4,595	1.1%	1.1%	1.0%	0.8%
% of FP17s Relating to Continuations	101	4,595	2.2%	1.3%	1.2%	1.1%
% of Patients satisfied with the dentistry they have received	16	16	100.0%	92.4%	91.6%	91.4%
% of Patients satisfied with the time they had to wait for an appointment	15	16	93.8%	91.5%	88.1%	87.7%

* This is based on patients treated on this contract for their most recent course of treatment. Figures in italics indicate the base number of FP17s or Patient Questionnaire responses are less than 100. N/A is shown where the base number of responses is less than 10 during the period. % is calculated as Quantity/Base number*100

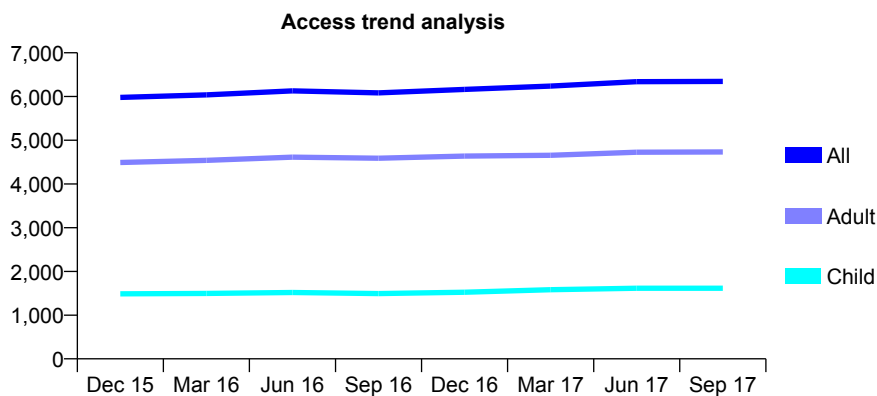
Q44 - Vital Signs At a Glance Contract Report for 661899/0001 - September 2017

Name or company name	MRS A SIMPKINS
Contract type name	GDS Contract
Purpose of contract	General
Contract start date	01/04/2006
Contract end date	

17/18 Contracted general activity (UDA)	15,000
Carry forward general activity (UDA)	0
17/18 Contracted orthodontic activity (UOA)	0
Carry forward orthodontic activity (UOA)	0
Baseline contract value	£381,455.18

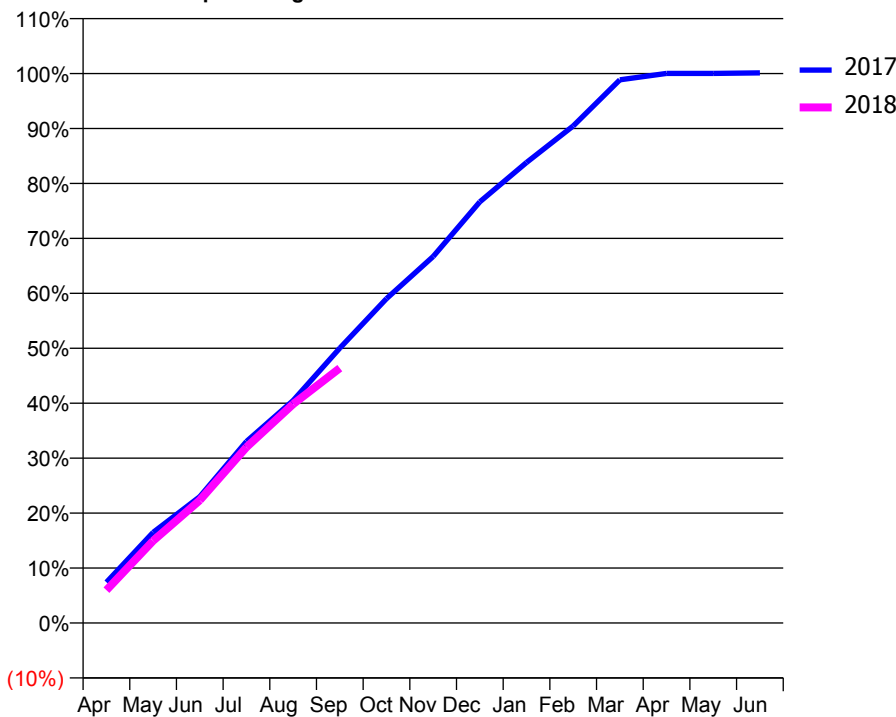
ACCESS*

Patients seen in 24 months	Total	Change since previous quarter
Quarter ending September 2016	6,083	
Quarter ending December 2016	6,162	→
Quarter ending March 2017	6,238	→
Quarter ending June 2017	6,341	→
Quarter ending September 2017	6,347	→
Variance since September 2016	4.3%	↑



ACTIVITY

Cumulative percentage of contracted UDA delivered 2017 & 2018



Adjusted Scheduled Activity (UDA)

Month	2017	2018
April	1,136	896
May	2,525	2,245
June	3,519	3,352
July	5,054	4,799
August	6,193	5,977
September	7,654	6,957
October	9,031	
November	10,203	
December	11,727	
January	12,823	
February	13,841	
March	15,123	
April	15,304	
May	15,304	
June	15,316	

QUALITY

	Quantity	Base Number	Contract	AT	Region	England
% of FP17s for the same patient ID Re-attending within 3 months - Children	21	932	2.3%	12.0%	12.8%	11.9%
% of FP17s for the same patient ID Re-attending within 3 months - Adults	238	2,739	8.7%	17.1%	16.5%	15.9%
% of FP17s for the same patient ID Re-attending between 3 & 9 months - Children	404	932	43.3%	57.6%	59.7%	58.1%
% of FP17s for the same patient ID Re-attending between 3 & 9 months - Adults	1,314	2,739	48.0%	51.1%	53.0%	50.6%
% of FP17s for Band 1 Urgent Courses	90	3,496	2.6%	9.7%	9.2%	9.1%
% of FP17s Relating to Free Repair or Replacements	44	3,496	1.3%	1.1%	1.0%	0.8%
% of FP17s Relating to Continuations	54	3,496	1.5%	1.3%	1.2%	1.1%
% of Patients satisfied with the dentistry they have received	18	20	90.0%	92.4%	91.6%	91.4%
% of Patients satisfied with the time they had to wait for an appointment	19	20	95.0%	91.5%	88.1%	87.7%

* This is based on patients treated on this contract for their most recent course of treatment. Figures in italics indicate the base number of FP17s or Patient Questionnaire responses are less than 100. N/A is shown where the base number of responses is less than 10 during the period. % is calculated as Quantity/Base number*100

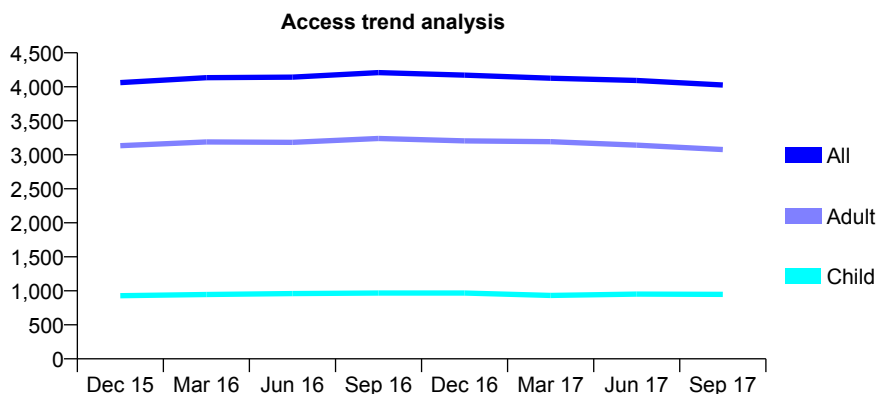
Q44 - Vital Signs At a Glance Contract Report for 674281/0001 - September 2017

Name or company name	MR P MOTTRAM
Contract type name	GDS Contract
Purpose of contract	General
Contract start date	22/05/2006
Contract end date	

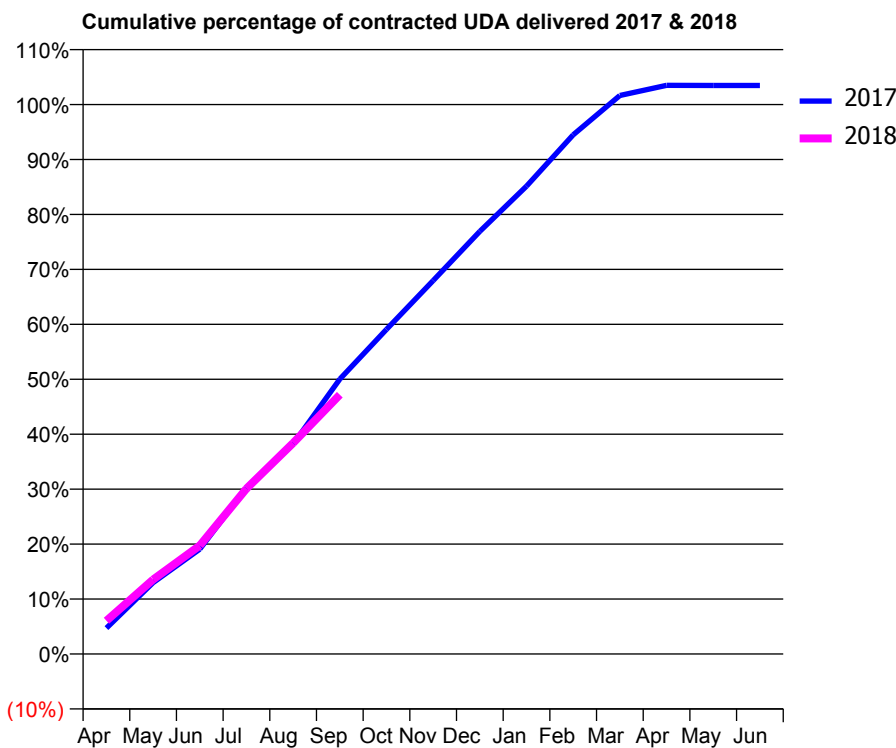
17/18 Contracted general activity (UDA)	7,500
Carry forward general activity (UDA)	0
17/18 Contracted orthodontic activity (UOA)	0
Carry forward orthodontic activity (UOA)	0
Baseline contract value	£195,661.09

ACCESS*

Patients seen in 24 months	Total	Change since previous quarter
Quarter ending September 2016	4,209	
Quarter ending December 2016	4,172	→
Quarter ending March 2017	4,126	↓
Quarter ending June 2017	4,094	→
Quarter ending September 2017	4,027	↓
Variance since September 2016	(4.3%)	↓



ACTIVITY



Month	Adjusted Scheduled Activity (UDA)	
	2017	2018
April	362	454
May	993	1,017
June	1,461	1,480
July	2,312	2,257
August	2,923	2,881
September	3,828	3,538
October	4,519	
November	5,199	
December	5,884	
January	6,513	
February	7,229	
March	7,776	
April	7,917	
May	7,915	
June	7,915	

QUALITY

	Quantity	Base Number	Contract	AT	Region	England
% of FP17s for the same patient ID Re-attending within 3 months - Children	39	736	5.3%	12.0%	12.8%	11.9%
% of FP17s for the same patient ID Re-attending within 3 months - Adults	307	2,053	15.0%	17.1%	16.5%	15.9%
% of FP17s for the same patient ID Re-attending between 3 & 9 months - Children	486	736	66.0%	57.6%	59.7%	58.1%
% of FP17s for the same patient ID Re-attending between 3 & 9 months - Adults	1,141	2,053	55.6%	51.1%	53.0%	50.6%
% of FP17s for Band 1 Urgent Courses	216	2,165	10.0%	9.7%	9.2%	9.1%
% of FP17s Relating to Free Repair or Replacements	12	2,165	0.6%	1.1%	1.0%	0.8%
% of FP17s Relating to Continuations	26	2,165	1.2%	1.3%	1.2%	1.1%
% of Patients satisfied with the dentistry they have received	11	13	84.6%	92.4%	91.6%	91.4%
% of Patients satisfied with the time they had to wait for an appointment	11	13	84.6%	91.5%	88.1%	87.7%

* This is based on patients treated on this contract for their most recent course of treatment. Figures in italics indicate the base number of FP17s or Patient Questionnaire responses are less than 100. N/A is shown where the base number of responses is less than 10 during the period. % is calculated as Quantity/Base number*100

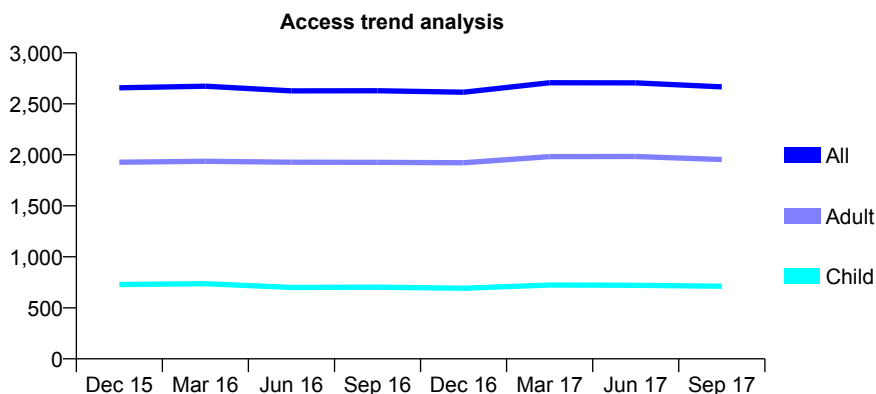
Q44 - Vital Signs At a Glance Contract Report for 674346/0001 - September 2017

Name or company name	MISS SE HAWORTH
Contract type name	PDS Contract
Purpose of contract	General
Contract start date	01/04/2006
Contract end date	31/03/2021

17/18 Contracted general activity (UDA)	8,909
Carry forward general activity (UDA)	12
17/18 Contracted orthodontic activity (UOA)	0
Carry forward orthodontic activity (UOA)	0
Baseline contract value	£254,967.22

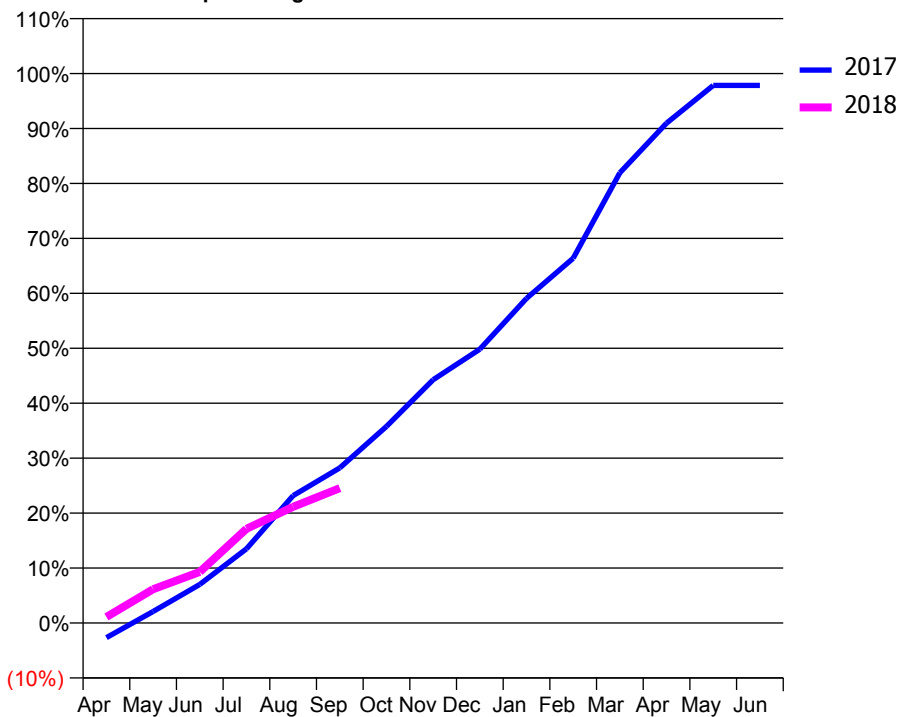
ACCESS*

Patients seen in 24 months	Total	Change since previous quarter
Quarter ending September 2016	2,628	
Quarter ending December 2016	2,614	→
Quarter ending March 2017	2,706	↑
Quarter ending June 2017	2,705	→
Quarter ending September 2017	2,666	↓
Variance since September 2016	1.4%	→



ACTIVITY

Cumulative percentage of contracted UDA delivered 2017 & 2018



Adjusted Scheduled Activity (UDA)

Month	2017	2018
April	-239	98
May	188	548
June	626	829
July	1,202	1,528
August	2,066	1,883
September	2,515	2,187
October	3,188	
November	3,944	
December	4,440	
January	5,263	
February	5,914	
March	7,301	
April	8,104	
May	8,717	
June	8,717	

QUALITY

	Quantity	Base Number	Contract	AT	Region	England
% of FP17s for the same patient ID Re-attending within 3 months - Children	81	512	15.8%	12.0%	12.8%	11.9%
% of FP17s for the same patient ID Re-attending within 3 months - Adults	150	994	15.1%	17.1%	16.5%	15.9%
% of FP17s for the same patient ID Re-attending between 3 & 9 months - Children	303	512	59.2%	57.6%	59.7%	58.1%
% of FP17s for the same patient ID Re-attending between 3 & 9 months - Adults	349	994	35.1%	51.1%	53.0%	50.6%
% of FP17s for Band 1 Urgent Courses	95	1,061	9.0%	9.7%	9.2%	9.1%
% of FP17s Relating to Free Repair or Replacements	9	1,061	0.8%	1.1%	1.0%	0.8%
% of FP17s Relating to Continuations	7	1,061	0.7%	1.3%	1.2%	1.1%
% of Patients satisfied with the dentistry they have received	7	8	N/A	92.4%	91.6%	91.4%
% of Patients satisfied with the time they had to wait for an appointment	7	8	N/A	91.5%	88.1%	87.7%

* This is based on patients treated on this contract for their most recent course of treatment. Figures in italics indicate the base number of FP17s or Patient Questionnaire responses are less than 100. N/A is shown where the base number of responses is less than 10 during the period. % is calculated as Quantity/Base number*100

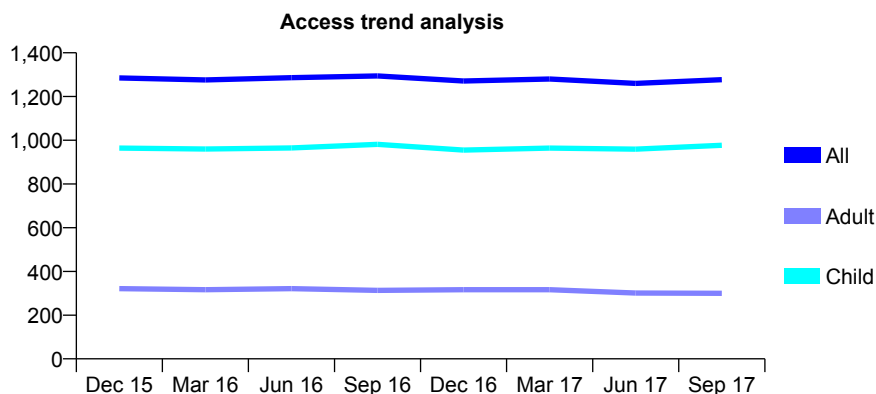
Q44 - Vital Signs At a Glance Contract Report for 676357/0001 - September 2017

Name or company name	MR JD FLEMING
Contract type name	GDS Contract
Purpose of contract	General
Contract start date	01/07/2013
Contract end date	

17/18 Contracted general activity (UDA)	3,077
Carry forward general activity (UDA)	1
17/18 Contracted orthodontic activity (UOA)	0
Carry forward orthodontic activity (UOA)	0
Baseline contract value	£112,335.29

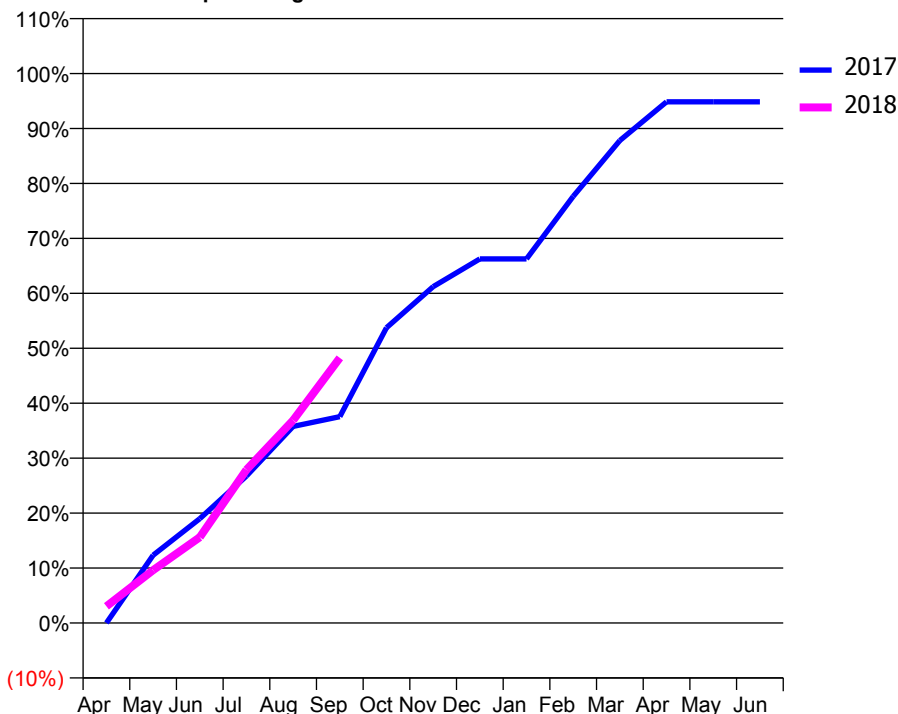
ACCESS*

Patients seen in 24 months	Total	Change since previous quarter
Quarter ending September 2016	1,294	
Quarter ending December 2016	1,271	↓
Quarter ending March 2017	1,280	→
Quarter ending June 2017	1,260	↓
Quarter ending September 2017	1,277	→
Variance since September 2016	(1.3%)	↓



ACTIVITY

Cumulative percentage of contracted UDA delivered 2017 & 2018



Adjusted Scheduled Activity (UDA)

Month	2017	2018
April	0	94
May	380	296
June	584	480
July	824	858
August	1,101	1,135
September	1,156	1,485
October	1,654	
November	1,884	
December	2,039	
January	2,039	
February	2,389	
March	2,702	
April	2,918	
May	2,918	
June	2,918	

QUALITY

	Quantity	Base Number	Contract	AT	Region	England
% of FP17s for the same patient ID Re-attending within 3 months - Children	162	1,112	14.6%	12.0%	12.8%	11.9%
% of FP17s for the same patient ID Re-attending within 3 months - Adults	4	152	2.6%	17.1%	16.5%	15.9%
% of FP17s for the same patient ID Re-attending between 3 & 9 months - Children	739	1,112	66.5%	57.6%	59.7%	58.1%
% of FP17s for the same patient ID Re-attending between 3 & 9 months - Adults	97	152	63.8%	51.1%	53.0%	50.6%
% of FP17s for Band 1 Urgent Courses	39	1,064	3.7%	9.7%	9.2%	9.1%
% of FP17s Relating to Free Repair or Replacements	1	1,064	0.1%	1.1%	1.0%	0.8%
% of FP17s Relating to Continuations	1	1,064	0.1%	1.3%	1.2%	1.1%
% of Patients satisfied with the dentistry they have received	2	2	N/A	92.4%	91.6%	91.4%
% of Patients satisfied with the time they had to wait for an appointment	2	2	N/A	91.5%	88.1%	87.7%

* This is based on patients treated on this contract for their most recent course of treatment. Figures in italics indicate the base number of FP17s or Patient Questionnaire responses are less than 100. N/A is shown where the base number of responses is less than 10 during the period. % is calculated as Quantity/Base number*100

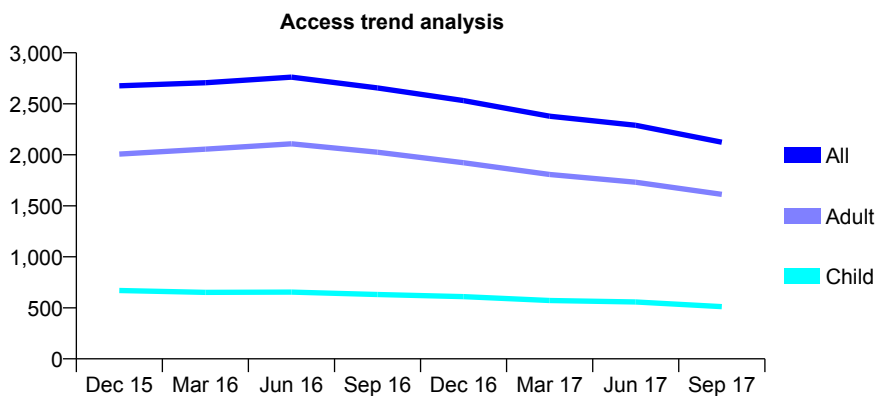
Q44 - Vital Signs At a Glance Contract Report for 682365/0009 - September 2017

Name or company name	MR QM JAFFRI
Contract type name	PDS Plus Contract
Purpose of contract	General
Contract start date	29/11/2010
Contract end date	28/11/2018

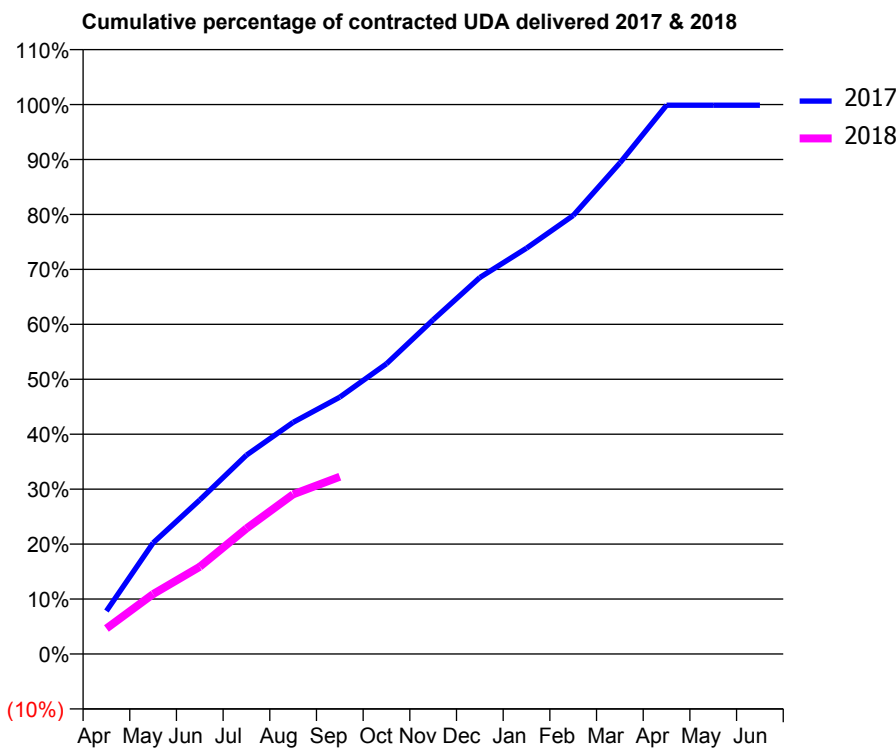
17/18 Contracted general activity (UDA)	8,000
Carry forward general activity (UDA)	0
17/18 Contracted orthodontic activity (UOA)	0
Carry forward orthodontic activity (UOA)	0
Baseline contract value	£216,672.00

ACCESS*

Patients seen in 24 months	Total	Change since previous quarter
Quarter ending September 2016	2,656	
Quarter ending December 2016	2,532	↓
Quarter ending March 2017	2,379	↓
Quarter ending June 2017	2,289	↓
Quarter ending September 2017	2,124	↓
Variance since September 2016	(20.0%)	↓



ACTIVITY



Month	Adjusted Scheduled Activity (UDA)	
	2017	2018
April	627	371
May	1,618	872
June	2,243	1,271
July	2,896	1,828
August	3,372	2,325
September	3,741	2,580
October	4,226	
November	4,866	
December	5,481	
January	5,909	
February	6,384	
March	7,148	
April	7,989	
May	7,989	
June	7,989	

QUALITY

	Quantity	Base Number	Contract	AT	Region	England
% of FP17s for the same patient ID Re-attending within 3 months - Children	49	366	13.4%	12.0%	12.8%	11.9%
% of FP17s for the same patient ID Re-attending within 3 months - Adults	196	1,032	19.0%	17.1%	16.5%	15.9%
% of FP17s for the same patient ID Re-attending between 3 & 9 months - Children	203	366	55.5%	57.6%	59.7%	58.1%
% of FP17s for the same patient ID Re-attending between 3 & 9 months - Adults	471	1,032	45.6%	51.1%	53.0%	50.6%
% of FP17s for Band 1 Urgent Courses	186	1,063	17.5%	9.7%	9.2%	9.1%
% of FP17s Relating to Free Repair or Replacements	8	1,063	0.8%	1.1%	1.0%	0.8%
% of FP17s Relating to Continuations	13	1,063	1.2%	1.3%	1.2%	1.1%
% of Patients satisfied with the dentistry they have received	2	2	N/A	92.4%	91.6%	91.4%
% of Patients satisfied with the time they had to wait for an appointment	2	2	N/A	91.5%	88.1%	87.7%

* This is based on patients treated on this contract for their most recent course of treatment. Figures in italics indicate the base number of FP17s or Patient Questionnaire responses are less than 100. N/A is shown where the base number of responses is less than 10 during the period. % is calculated as Quantity/Base number*100

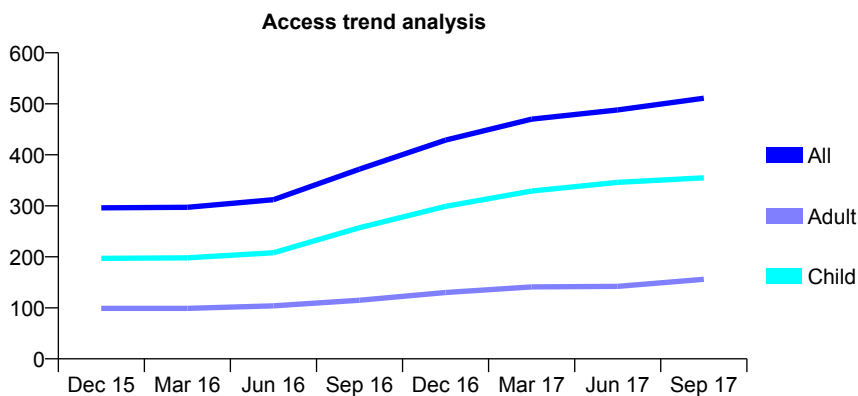
Q44 - Vital Signs At a Glance Contract Report for 723525/0001 - September 2017

Name or company name	Wish Dental Practice
Contract type name	GDS Contract
Purpose of contract	General
Contract start date	01/04/2006
Contract end date	

17/18 Contracted general activity (UDA)	1,183
Carry forward general activity (UDA)	0
17/18 Contracted orthodontic activity (UOA)	0
Carry forward orthodontic activity (UOA)	0
Baseline contract value	£26,272.22

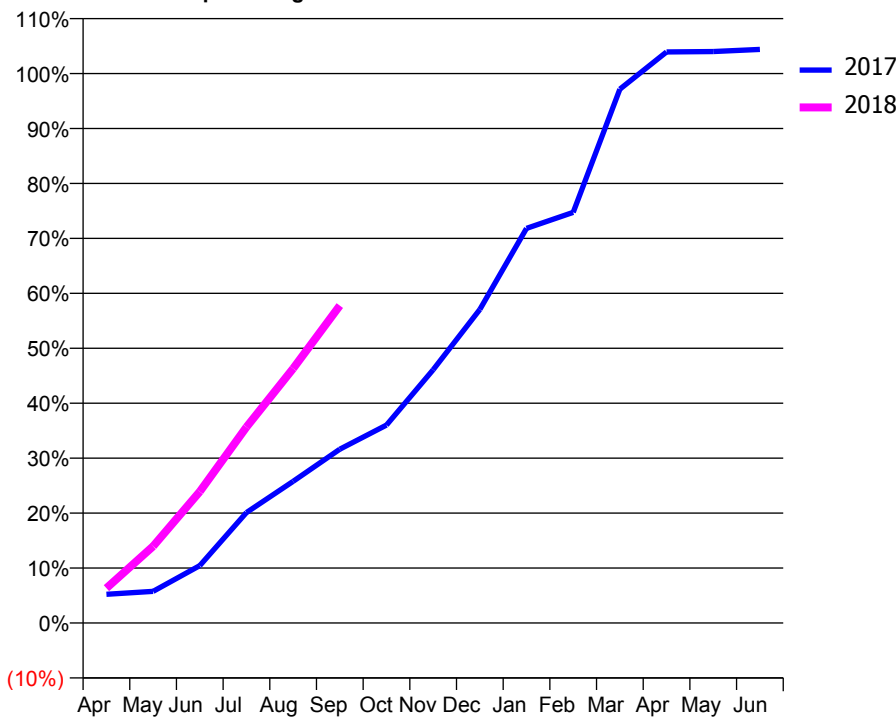
ACCESS*

Patients seen in 24 months	Total	Change since previous quarter
Quarter ending September 2016	372	
Quarter ending December 2016	429	↑
Quarter ending March 2017	470	↑
Quarter ending June 2017	488	↑
Quarter ending September 2017	511	↑
Variance since September 2016	37.4%	↑



ACTIVITY

Cumulative percentage of contracted UDA delivered 2017 & 2018



Month	Adjusted Scheduled Activity (UDA)	
	2017	2018
April	57	75
May	63	165
June	115	283
July	221	422
August	283	548
September	347	683
October	396	
November	506	
December	627	
January	789	
February	821	
March	1,067	
April	1,141	
May	1,142	
June	1,146	

QUALITY

	Quantity	Base Number	Contract	AT	Region	England
% of FP17s for the same patient ID Re-attending within 3 months - Children	36	374	9.6%	12.0%	12.8%	11.9%
% of FP17s for the same patient ID Re-attending within 3 months - Adults	7	89	7.9%	17.1%	16.5%	15.9%
% of FP17s for the same patient ID Re-attending between 3 & 9 months - Children	248	374	66.3%	57.6%	59.7%	58.1%
% of FP17s for the same patient ID Re-attending between 3 & 9 months - Adults	55	89	61.8%	51.1%	53.0%	50.6%
% of FP17s for Band 1 Urgent Courses	12	423	2.8%	9.7%	9.2%	9.1%
% of FP17s Relating to Free Repair or Replacements	0	423	0.0%	1.1%	1.0%	0.8%
% of FP17s Relating to Continuations	0	423	0.0%	1.3%	1.2%	1.1%
% of Patients satisfied with the dentistry they have received	2	2	N/A	92.4%	91.6%	91.4%
% of Patients satisfied with the time they had to wait for an appointment	2	2	N/A	91.5%	88.1%	87.7%

* This is based on patients treated on this contract for their most recent course of treatment. Figures in italics indicate the base number of FP17s or Patient Questionnaire responses are less than 100. N/A is shown where the base number of responses is less than 10 during the period. % is calculated as Quantity/Base number*100

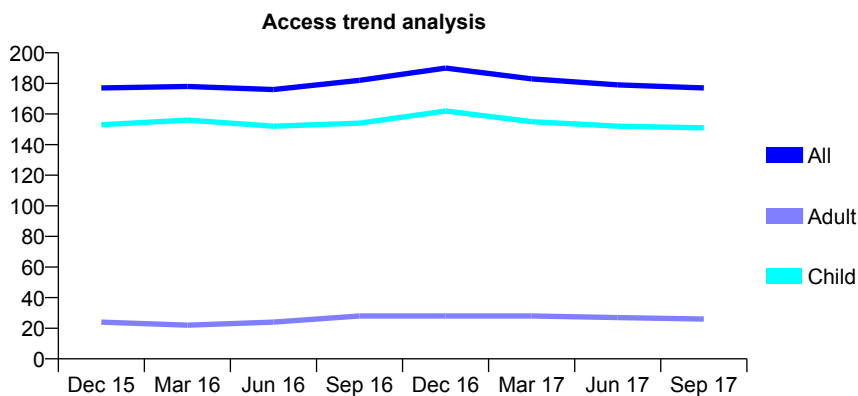
Q44 - Vital Signs At a Glance Contract Report for 723843/0002 - September 2017

Name or company name	MR JR BURGESS
Contract type name	GDS Contract
Purpose of contract	General
Contract start date	01/04/2006
Contract end date	

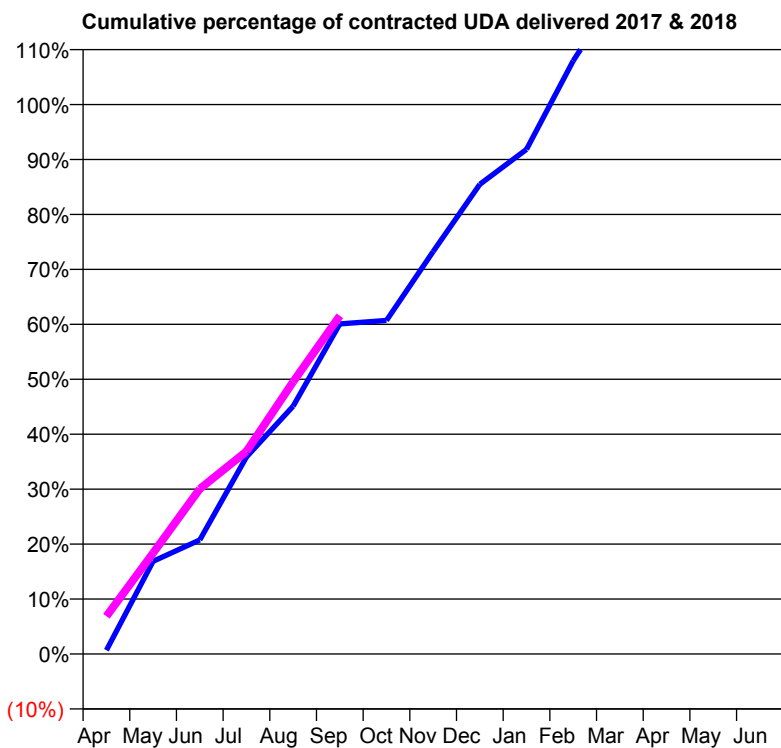
17/18 Contracted general activity (UDA)	308
Carry forward general activity (UDA)	0
17/18 Contracted orthodontic activity (UOA)	0
Carry forward orthodontic activity (UOA)	0
Baseline contract value	£8,742.71

ACCESS*

Patients seen in 24 months	Total	Change since previous quarter
Quarter ending September 2016	182	
Quarter ending December 2016	190	↑
Quarter ending March 2017	183	↓
Quarter ending June 2017	179	↓
Quarter ending September 2017	177	↓
Variance since September 2016	(2.7%)	↓



ACTIVITY



Month	Adjusted Scheduled Activity (UDA)	
	2017	2018
April	2	21
May	53	57
June	65	93
July	113	114
August	142	153
September	189	190
October	191	
November	230	
December	268	
January	288	
February	339	
March	380	
April	383	
May	384	
June	384	

QUALITY

	Quantity	Base Number	Contract	AT	Region	England
% of FP17s for the same patient ID Re-attending within 3 months - Children	21	131	16.0%	12.0%	12.8%	11.9%
% of FP17s for the same patient ID Re-attending within 3 months - Adults	0	8	0.0%	17.1%	16.5%	15.9%
% of FP17s for the same patient ID Re-attending between 3 & 9 months - Children	88	131	67.2%	57.6%	59.7%	58.1%
% of FP17s for the same patient ID Re-attending between 3 & 9 months - Adults	7	8	87.5%	51.1%	53.0%	50.6%
% of FP17s for Band 1 Urgent Courses	3	135	2.2%	9.7%	9.2%	9.1%
% of FP17s Relating to Free Repair or Replacements	0	135	0.0%	1.1%	1.0%	0.8%
% of FP17s Relating to Continuations	0	135	0.0%	1.3%	1.2%	1.1%
% of Patients satisfied with the dentistry they have received	0	0	N/A	92.4%	91.6%	91.4%
% of Patients satisfied with the time they had to wait for an appointment	0	0	N/A	91.5%	88.1%	87.7%

* This is based on patients treated on this contract for their most recent course of treatment. Figures in italics indicate the base number of FP17s or Patient Questionnaire responses are less than 100. N/A is shown where the base number of responses is less than 10 during the period. % is calculated as Quantity/Base number*100

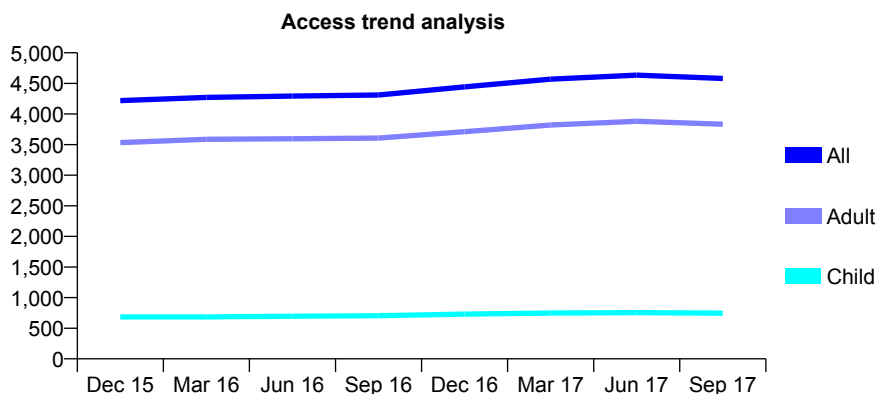
Q44 - Vital Signs At a Glance Contract Report for 725382/0001 - September 2017

Name or company name	MR DG SPARKE
Contract type name	GDS Contract
Purpose of contract	General
Contract start date	01/04/2006
Contract end date	

17/18 Contracted general activity (UDA)	12,165
Carry forward general activity (UDA)	0
17/18 Contracted orthodontic activity (UOA)	0
Carry forward orthodontic activity (UOA)	0
Baseline contract value	£368,141.97

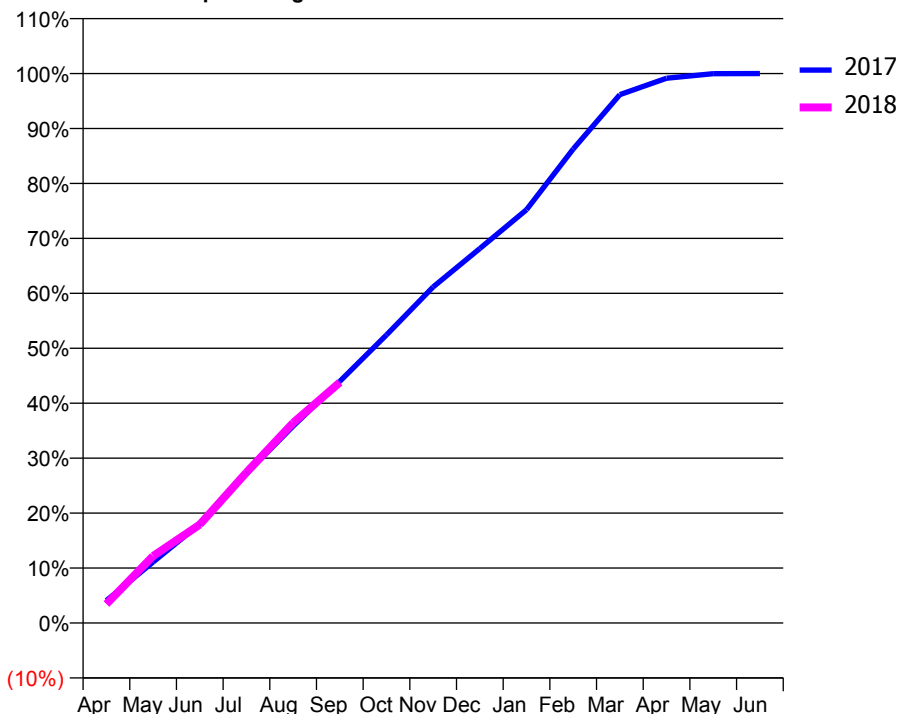
ACCESS*

Patients seen in 24 months	Total	Change since previous quarter
Quarter ending September 2016	4,311	
Quarter ending December 2016	4,443	↑
Quarter ending March 2017	4,569	↑
Quarter ending June 2017	4,635	→
Quarter ending September 2017	4,580	↓
Variance since September 2016	6.2%	↑



ACTIVITY

Cumulative percentage of contracted UDA delivered 2017 & 2018



Adjusted Scheduled Activity (UDA)

Month	2017	2018
April	498	420
May	1,353	1,483
June	2,198	2,181
July	3,320	3,334
August	4,370	4,432
September	5,366	5,328
October	6,394	
November	7,459	
December	8,312	
January	9,175	
February	10,521	
March	11,730	
April	12,093	
May	12,194	
June	12,197	

QUALITY

	Quantity	Base Number	Contract	AT	Region	England
% of FP17s for the same patient ID Re-attending within 3 months - Children	35	655	5.3%	12.0%	12.8%	11.9%
% of FP17s for the same patient ID Re-attending within 3 months - Adults	370	2,956	12.5%	17.1%	16.5%	15.9%
% of FP17s for the same patient ID Re-attending between 3 & 9 months - Children	462	655	70.5%	57.6%	59.7%	58.1%
% of FP17s for the same patient ID Re-attending between 3 & 9 months - Adults	1,628	2,956	55.1%	51.1%	53.0%	50.6%
% of FP17s for Band 1 Urgent Courses	108	3,364	3.2%	9.7%	9.2%	9.1%
% of FP17s Relating to Free Repair or Replacements	60	3,364	1.8%	1.1%	1.0%	0.8%
% of FP17s Relating to Continuations	67	3,364	2.0%	1.3%	1.2%	1.1%
% of Patients satisfied with the dentistry they have received	14	15	93.3%	92.4%	91.6%	91.4%
% of Patients satisfied with the time they had to wait for an appointment	13	15	86.7%	91.5%	88.1%	87.7%

* This is based on patients treated on this contract for their most recent course of treatment. Figures in italics indicate the base number of FP17s or Patient Questionnaire responses are less than 100. N/A is shown where the base number of responses is less than 10 during the period. % is calculated as Quantity/Base number*100

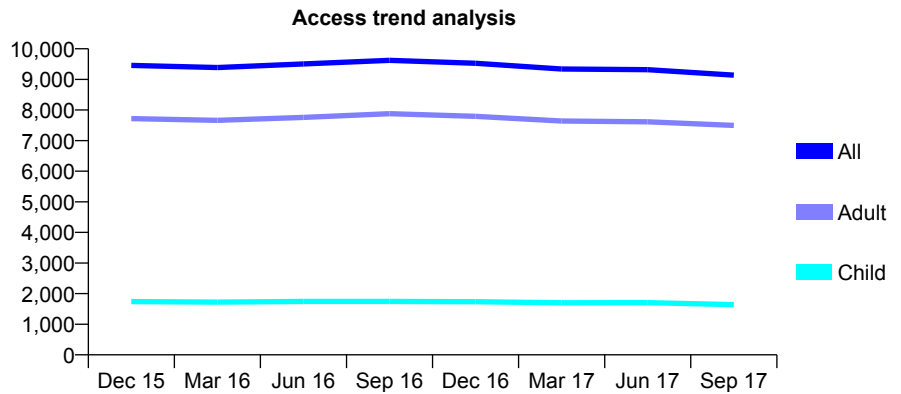
Q44 - Vital Signs At a Glance Contract Report for 725382/0002 - September 2017

Name or company name	MR DG SPARKE
Contract type name	GDS Contract
Purpose of contract	General
Contract start date	01/04/2006
Contract end date	

17/18 Contracted general activity (UDA)	26,156
Carry forward general activity (UDA)	0
17/18 Contracted orthodontic activity (UOA)	0
Carry forward orthodontic activity (UOA)	0
Baseline contract value	£777,419.11

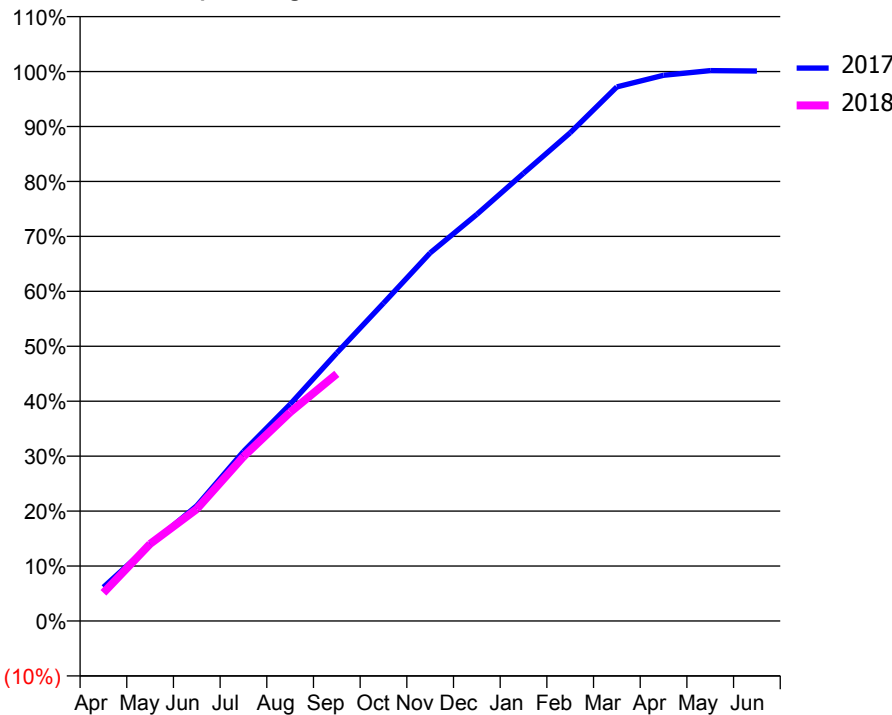
ACCESS*

Patients seen in 24 months	Total	Change since previous quarter
Quarter ending September 2016	9,622	
Quarter ending December 2016	9,529	→
Quarter ending March 2017	9,342	↓
Quarter ending June 2017	9,319	→
Quarter ending September 2017	9,139	↓
Variance since September 2016	(5.0%)	↓



ACTIVITY

Cumulative percentage of contracted UDA delivered 2017 & 2018



Month	Adjusted Scheduled Activity (UDA)	
	2017	2018
April	1,643	1,343
May	3,704	3,675
June	5,598	5,326
July	8,234	7,821
August	10,522	9,934
September	13,017	11,767
October	15,433	
November	17,869	
December	19,743	
January	21,736	
February	23,708	
March	25,930	
April	26,497	
May	26,721	
June	26,701	

QUALITY

	Quantity	Base Number	Contract	AT	Region	England
% of FP17s for the same patient ID Re-attending within 3 months - Children	83	1,270	6.5%	12.0%	12.8%	11.9%
% of FP17s for the same patient ID Re-attending within 3 months - Adults	807	5,862	13.8%	17.1%	16.5%	15.9%
% of FP17s for the same patient ID Re-attending between 3 & 9 months - Children	865	1,270	68.1%	57.6%	59.7%	58.1%
% of FP17s for the same patient ID Re-attending between 3 & 9 months - Adults	3,524	5,862	60.1%	51.1%	53.0%	50.6%
% of FP17s for Band 1 Urgent Courses	398	6,717	5.9%	9.7%	9.2%	9.1%
% of FP17s Relating to Free Repair or Replacements	136	6,717	2.0%	1.1%	1.0%	0.8%
% of FP17s Relating to Continuations	137	6,717	2.0%	1.3%	1.2%	1.1%
% of Patients satisfied with the dentistry they have received	18	19	94.7%	92.4%	91.6%	91.4%
% of Patients satisfied with the time they had to wait for an appointment	16	19	84.2%	91.5%	88.1%	87.7%

* This is based on patients treated on this contract for their most recent course of treatment. Figures in italics indicate the base number of FP17s or Patient Questionnaire responses are less than 100. N/A is shown where the base number of responses is less than 10 during the period. % is calculated as Quantity/Base number*100

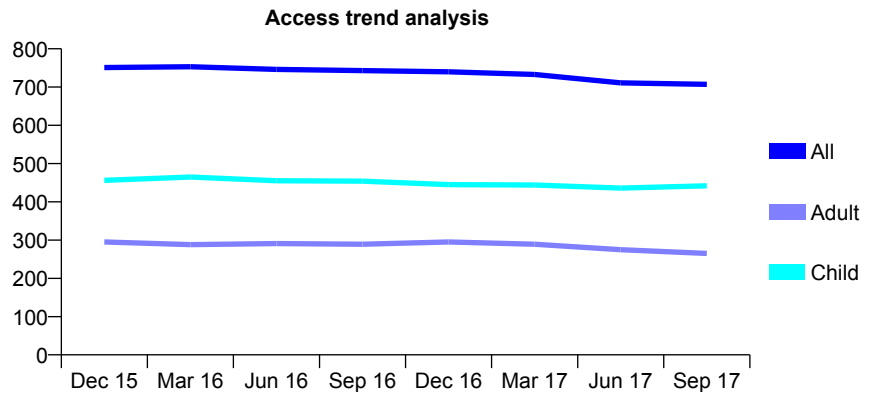
Q44 - Vital Signs At a Glance Contract Report for 725889/0001 - September 2017

Name or company name	MR GD ROWE
Contract type name	PDS Contract
Purpose of contract	General
Contract start date	01/04/2006
Contract end date	31/03/2025

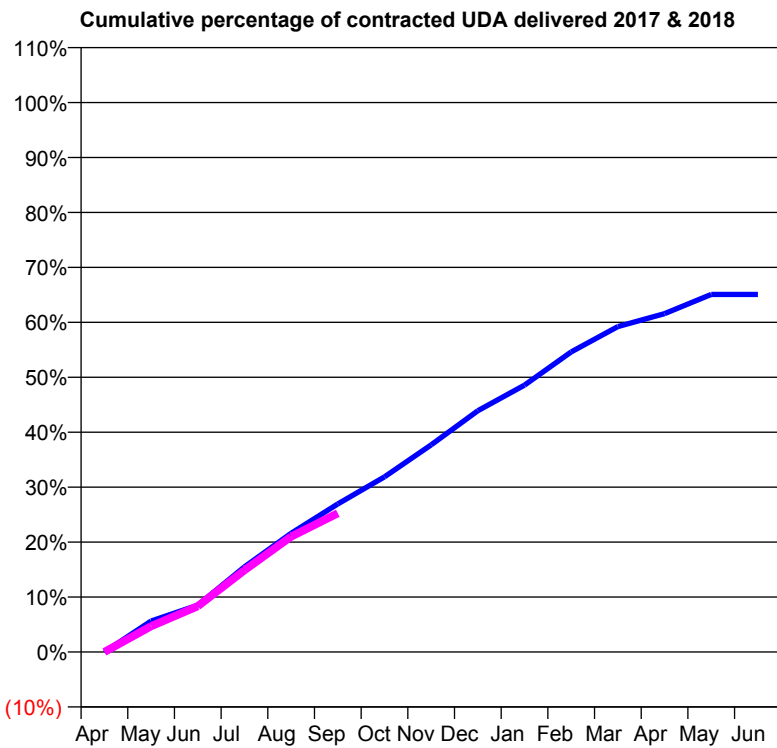
17/18 Contracted general activity (UDA)	2,220
Carry forward general activity (UDA)	0
17/18 Contracted orthodontic activity (UOA)	0
Carry forward orthodontic activity (UOA)	0
Baseline contract value	£47,635.39

ACCESS*

Patients seen in 24 months	Total	Change since previous quarter
Quarter ending September 2016	743	
Quarter ending December 2016	740	→
Quarter ending March 2017	733	→
Quarter ending June 2017	711	↓
Quarter ending September 2017	707	→
Variance since September 2016	(4.8%)	↓



ACTIVITY



Month	Adjusted Scheduled Activity (UDA)	
	2017	2018
April	0	0
May	125	104
June	190	185
July	344	330
August	480	466
September	598	561
October	708	
November	837	
December	975	
January	1,078	
February	1,212	
March	1,315	
April	1,367	
May	1,444	
June	1,444	

QUALITY

	Quantity	Base Number	Contract	AT	Region	England
% of FP17s for the same patient ID Re-attending within 3 months - Children	43	300	14.3%	12.0%	12.8%	11.9%
% of FP17s for the same patient ID Re-attending within 3 months - Adults	16	128	12.5%	17.1%	16.5%	15.9%
% of FP17s for the same patient ID Re-attending between 3 & 9 months - Children	147	300	49.0%	57.6%	59.7%	58.1%
% of FP17s for the same patient ID Re-attending between 3 & 9 months - Adults	60	128	46.9%	51.1%	53.0%	50.6%
% of FP17s for Band 1 Urgent Courses	24	343	7.0%	9.7%	9.2%	9.1%
% of FP17s Relating to Free Repair or Replacements	0	343	0.0%	1.1%	1.0%	0.8%
% of FP17s Relating to Continuations	0	343	0.0%	1.3%	1.2%	1.1%
% of Patients satisfied with the dentistry they have received	1	1	N/A	92.4%	91.6%	91.4%
% of Patients satisfied with the time they had to wait for an appointment	1	1	N/A	91.5%	88.1%	87.7%

* This is based on patients treated on this contract for their most recent course of treatment. Figures in italics indicate the base number of FP17s or Patient Questionnaire responses are less than 100. N/A is shown where the base number of responses is less than 10 during the period. % is calculated as Quantity/Base number*100

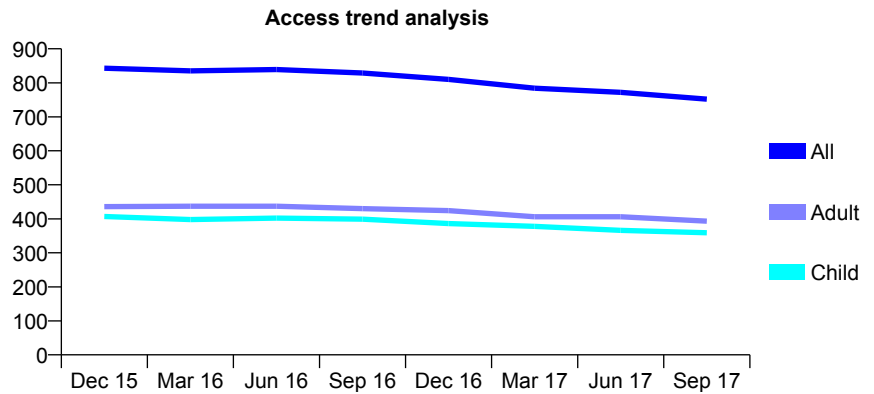
Q44 - Vital Signs At a Glance Contract Report for 732486/0001 - September 2017

Name or company name	MR D BARCLAY
Contract type name	GDS Contract
Purpose of contract	General
Contract start date	01/04/2006
Contract end date	

17/18 Contracted general activity (UDA)	2,188
Carry forward general activity (UDA)	0
17/18 Contracted orthodontic activity (UOA)	0
Carry forward orthodontic activity (UOA)	0
Baseline contract value	£54,202.46

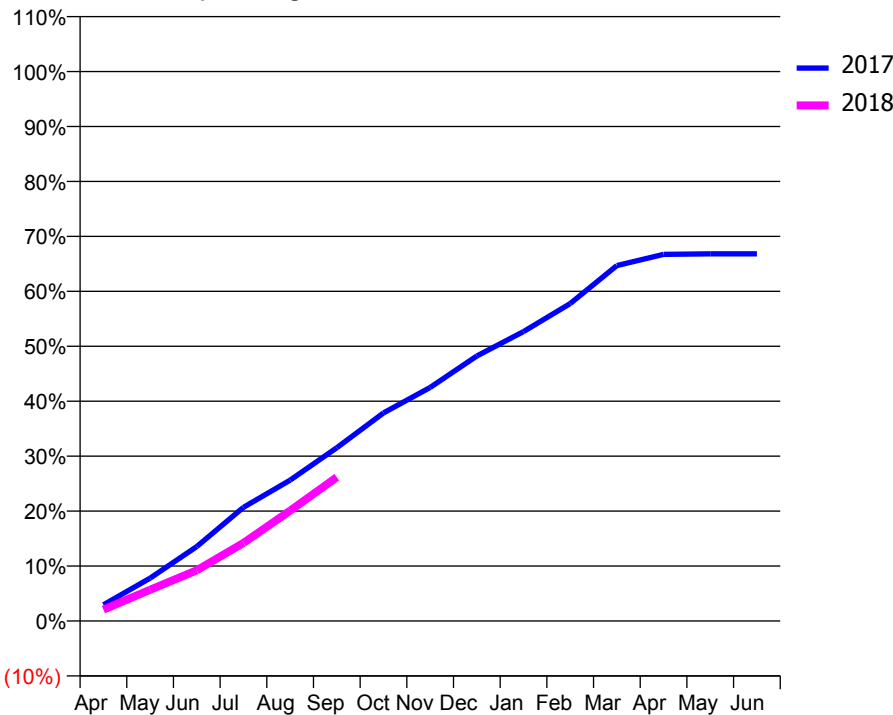
ACCESS*

Patients seen in 24 months	Total	Change since previous quarter
Quarter ending September 2016	829	
Quarter ending December 2016	810	↓
Quarter ending March 2017	784	↓
Quarter ending June 2017	772	↓
Quarter ending September 2017	752	↓
Variance since September 2016	(9.3%)	↓



ACTIVITY

Cumulative percentage of contracted UDA delivered 2017 & 2018



Month	Adjusted Scheduled Activity (UDA)	
	2017	2018
April	65	45
May	171	124
June	296	202
July	452	311
August	561	439
September	690	573
October	828	
November	930	
December	1,055	
January	1,152	
February	1,264	
March	1,415	
April	1,460	
May	1,462	
June	1,462	

QUALITY

	Quantity	Base Number	Contract	AT	Region	England
% of FP17s for the same patient ID Re-attending within 3 months - Children	19	283	6.7%	12.0%	12.8%	11.9%
% of FP17s for the same patient ID Re-attending within 3 months - Adults	15	169	8.9%	17.1%	16.5%	15.9%
% of FP17s for the same patient ID Re-attending between 3 & 9 months - Children	194	283	68.6%	57.6%	59.7%	58.1%
% of FP17s for the same patient ID Re-attending between 3 & 9 months - Adults	99	169	58.6%	51.1%	53.0%	50.6%
% of FP17s for Band 1 Urgent Courses	14	420	3.3%	9.7%	9.2%	9.1%
% of FP17s Relating to Free Repair or Replacements	0	420	0.0%	1.1%	1.0%	0.8%
% of FP17s Relating to Continuations	0	420	0.0%	1.3%	1.2%	1.1%
% of Patients satisfied with the dentistry they have received	2	2	N/A	92.4%	91.6%	91.4%
% of Patients satisfied with the time they had to wait for an appointment	2	2	N/A	91.5%	88.1%	87.7%

* This is based on patients treated on this contract for their most recent course of treatment. Figures in italics indicate the base number of FP17s or Patient Questionnaire responses are less than 100. N/A is shown where the base number of responses is less than 10 during the period. % is calculated as Quantity/Base number*100

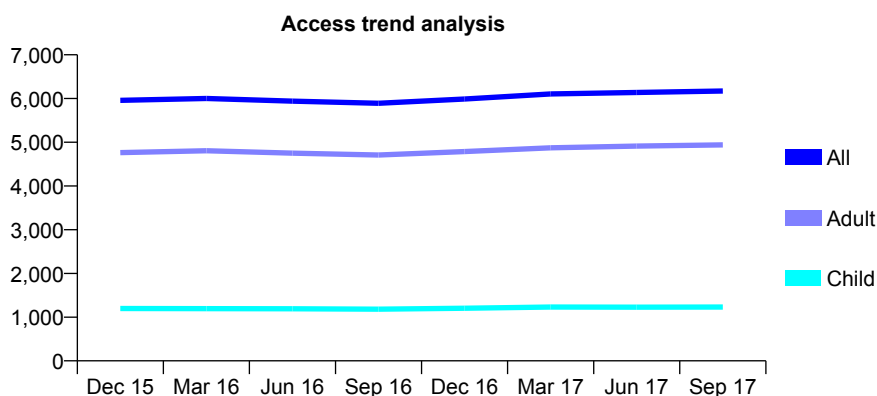
Q44 - Vital Signs At a Glance Contract Report for 733032/0001 - September 2017

Name or company name	MR DP REEVES
Contract type name	GDS Contract
Purpose of contract	General
Contract start date	01/04/2006
Contract end date	

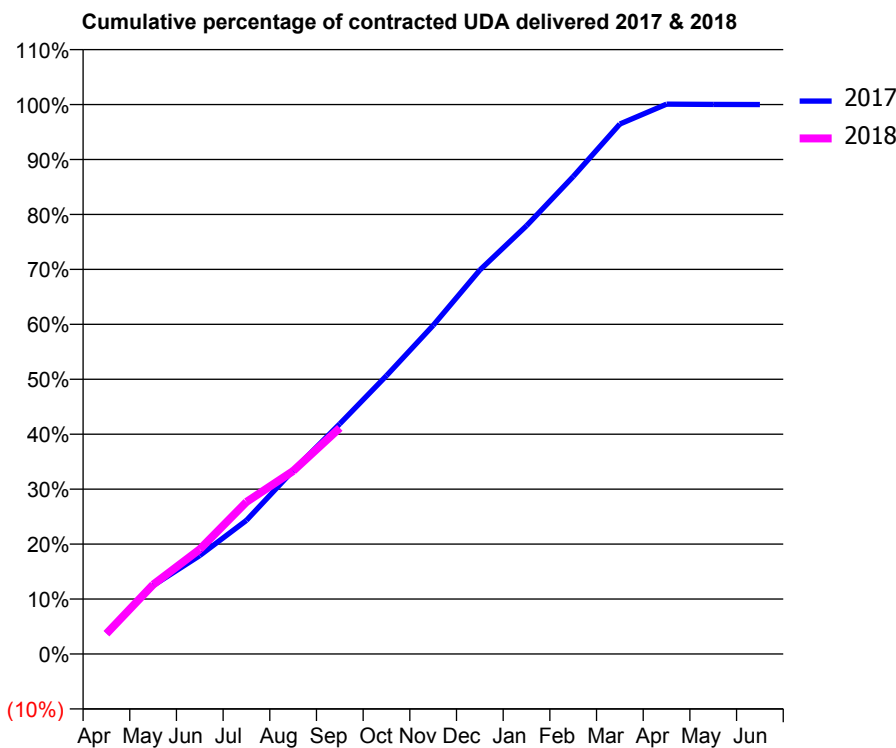
17/18 Contracted general activity (UDA)	16,536
Carry forward general activity (UDA)	0
17/18 Contracted orthodontic activity (UOA)	0
Carry forward orthodontic activity (UOA)	0
Baseline contract value	£514,100.70

ACCESS*

Patients seen in 24 months	Total	Change since previous quarter
Quarter ending September 2016	5,890	
Quarter ending December 2016	5,989	→
Quarter ending March 2017	6,105	→
Quarter ending June 2017	6,139	→
Quarter ending September 2017	6,171	→
Variance since September 2016	4.8%	↑



ACTIVITY



Month	Adjusted Scheduled Activity (UDA)	
	2017	2018
April	630	613
May	2,064	2,089
June	2,967	3,151
July	4,029	4,578
August	5,533	5,508
September	6,938	6,803
October	8,389	
November	9,905	
December	11,573	
January	12,905	
February	14,389	
March	15,971	
April	16,572	
May	16,562	
June	16,560	

QUALITY

	Quantity	Base Number	Contract	AT	Region	England
% of FP17s for the same patient ID Re-attending within 3 months - Children	65	902	7.2%	12.0%	12.8%	11.9%
% of FP17s for the same patient ID Re-attending within 3 months - Adults	345	3,249	10.6%	17.1%	16.5%	15.9%
% of FP17s for the same patient ID Re-attending between 3 & 9 months - Children	535	902	59.3%	57.6%	59.7%	58.1%
% of FP17s for the same patient ID Re-attending between 3 & 9 months - Adults	2,009	3,249	61.8%	51.1%	53.0%	50.6%
% of FP17s for Band 1 Urgent Courses	43	3,830	1.1%	9.7%	9.2%	9.1%
% of FP17s Relating to Free Repair or Replacements	43	3,830	1.1%	1.1%	1.0%	0.8%
% of FP17s Relating to Continuations	41	3,830	1.1%	1.3%	1.2%	1.1%
% of Patients satisfied with the dentistry they have received	16	19	84.2%	92.4%	91.6%	91.4%
% of Patients satisfied with the time they had to wait for an appointment	19	19	100.0%	91.5%	88.1%	87.7%

* This is based on patients treated on this contract for their most recent course of treatment. Figures in italics indicate the base number of FP17s or Patient Questionnaire responses are less than 100. N/A is shown where the base number of responses is less than 10 during the period. % is calculated as Quantity/Base number*100

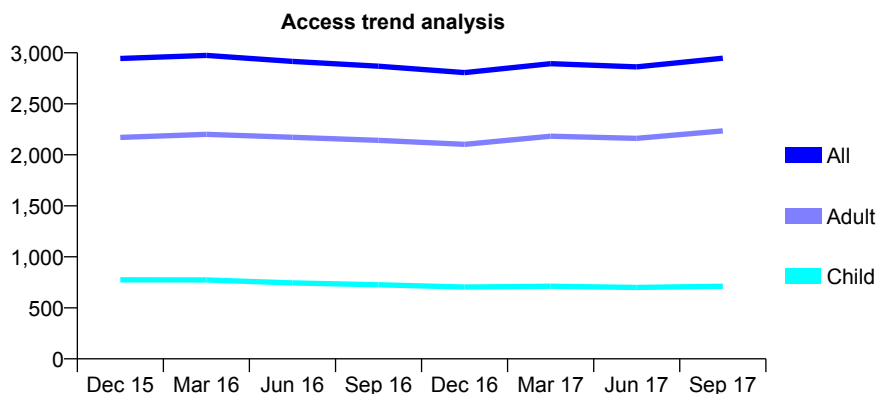
Q44 - Vital Signs At a Glance Contract Report for 739634/0001 - September 2017

Name or company name	MISS KB RAW
Contract type name	GDS Contract
Purpose of contract	General
Contract start date	01/04/2006
Contract end date	

17/18 Contracted general activity (UDA)	10,500
Carry forward general activity (UDA)	0
17/18 Contracted orthodontic activity (UOA)	0
Carry forward orthodontic activity (UOA)	0
Baseline contract value	£250,406.76

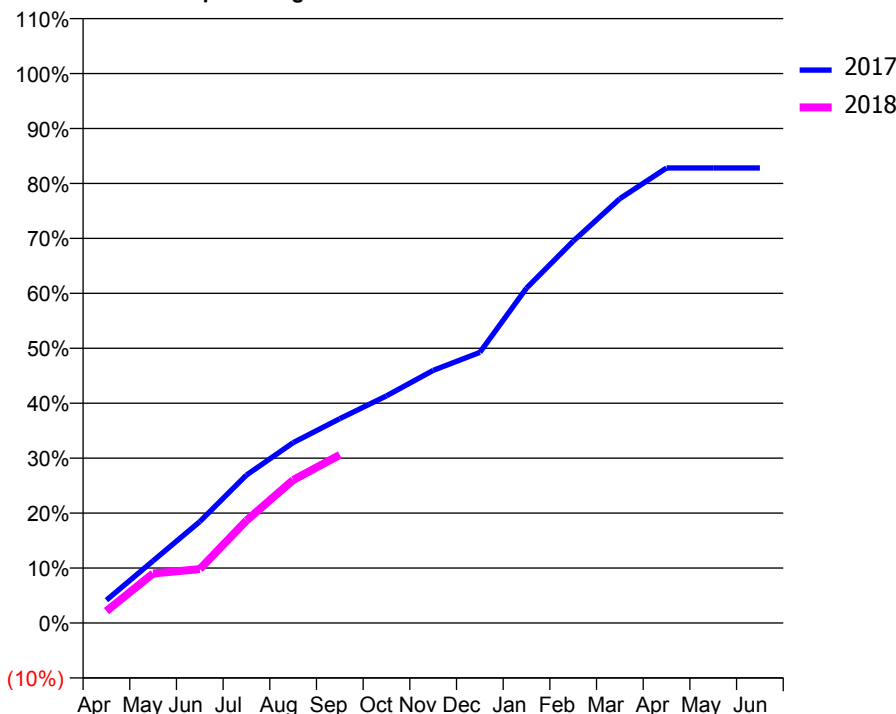
ACCESS*

Patients seen in 24 months	Total	Change since previous quarter
Quarter ending September 2016	2,868	
Quarter ending December 2016	2,806	↓
Quarter ending March 2017	2,894	↑
Quarter ending June 2017	2,862	↓
Quarter ending September 2017	2,947	↑
Variance since September 2016	2.8%	↑



ACTIVITY

Cumulative percentage of contracted UDA delivered 2017 & 2018



Adjusted Scheduled Activity (UDA)

Month	2017	2018
April	436	228
May	1,188	948
June	1,937	1,030
July	2,827	1,957
August	3,445	2,732
September	3,905	3,211
October	4,340	
November	4,826	
December	5,171	
January	6,399	
February	7,296	
March	8,108	
April	8,696	
May	8,696	
June	8,696	

QUALITY

	Quantity	Base Number	Contract	AT	Region	England
% of FP17s for the same patient ID Re-attending within 3 months - Children	28	442	6.3%	12.0%	12.8%	11.9%
% of FP17s for the same patient ID Re-attending within 3 months - Adults	169	1,380	12.2%	17.1%	16.5%	15.9%
% of FP17s for the same patient ID Re-attending between 3 & 9 months - Children	270	442	61.1%	57.6%	59.7%	58.1%
% of FP17s for the same patient ID Re-attending between 3 & 9 months - Adults	739	1,380	53.6%	51.1%	53.0%	50.6%
% of FP17s for Band 1 Urgent Courses	215	1,652	13.0%	9.7%	9.2%	9.1%
% of FP17s Relating to Free Repair or Replacements	25	1,652	1.5%	1.1%	1.0%	0.8%
% of FP17s Relating to Continuations	0	1,652	0.0%	1.3%	1.2%	1.1%
% of Patients satisfied with the dentistry they have received	19	20	95.0%	92.4%	91.6%	91.4%
% of Patients satisfied with the time they had to wait for an appointment	18	20	90.0%	91.5%	88.1%	87.7%

* This is based on patients treated on this contract for their most recent course of treatment. Figures in italics indicate the base number of FP17s or Patient Questionnaire responses are less than 100. N/A is shown where the base number of responses is less than 10 during the period. % is calculated as Quantity/Base number*100

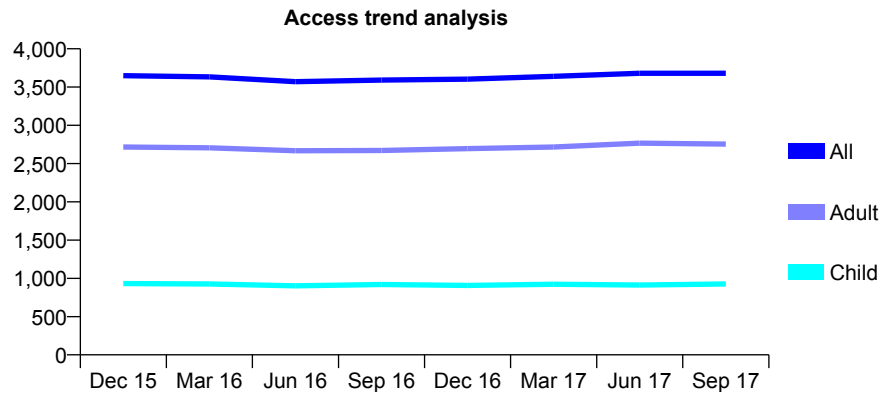
Q44 - Vital Signs At a Glance Contract Report for 742953/0001 - September 2017

Name or company name	MRS CE ROBERTS
Contract type name	GDS Contract
Purpose of contract	General
Contract start date	01/04/2006
Contract end date	

17/18 Contracted general activity (UDA)	12,000
Carry forward general activity (UDA)	0
17/18 Contracted orthodontic activity (UOA)	0
Carry forward orthodontic activity (UOA)	0
Baseline contract value	£286,939.45

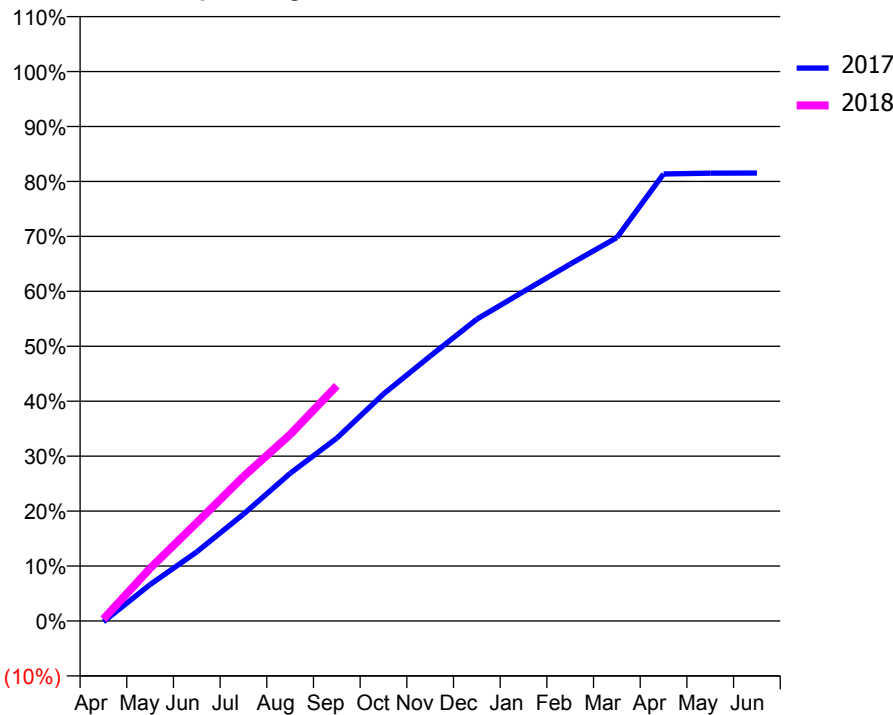
ACCESS*

Patients seen in 24 months	Total	Change since previous quarter
Quarter ending September 2016	3,591	
Quarter ending December 2016	3,604	→
Quarter ending March 2017	3,640	→
Quarter ending June 2017	3,680	→
Quarter ending September 2017	3,681	→
Variance since September 2016	2.5%	↑



ACTIVITY

Cumulative percentage of contracted UDA delivered 2017 & 2018



Month	Adjusted Scheduled Activity (UDA)	
	2017	2018
April	-19	41
May	797	1,151
June	1,510	2,148
July	2,335	3,154
August	3,224	4,074
September	3,995	5,140
October	4,957	
November	5,784	
December	6,590	
January	7,194	
February	7,794	
March	8,374	
April	9,762	
May	9,781	
June	9,783	

QUALITY

	Quantity	Base Number	Contract	AT	Region	England
% of FP17s for the same patient ID Re-attending within 3 months - Children	139	1,002	13.9%	12.0%	12.8%	11.9%
% of FP17s for the same patient ID Re-attending within 3 months - Adults	428	2,392	17.9%	17.1%	16.5%	15.9%
% of FP17s for the same patient ID Re-attending between 3 & 9 months - Children	624	1,002	62.3%	57.6%	59.7%	58.1%
% of FP17s for the same patient ID Re-attending between 3 & 9 months - Adults	1,376	2,392	57.5%	51.1%	53.0%	50.6%
% of FP17s for Band 1 Urgent Courses	173	2,708	6.4%	9.7%	9.2%	9.1%
% of FP17s Relating to Free Repair or Replacements	56	2,708	2.1%	1.1%	1.0%	0.8%
% of FP17s Relating to Continuations	20	2,708	0.7%	1.3%	1.2%	1.1%
% of Patients satisfied with the dentistry they have received	3	4	N/A	92.4%	91.6%	91.4%
% of Patients satisfied with the time they had to wait for an appointment	4	4	N/A	91.5%	88.1%	87.7%

* This is based on patients treated on this contract for their most recent course of treatment. Figures in italics indicate the base number of FP17s or Patient Questionnaire responses are less than 100. N/A is shown where the base number of responses is less than 10 during the period. % is calculated as Quantity/Base number*100

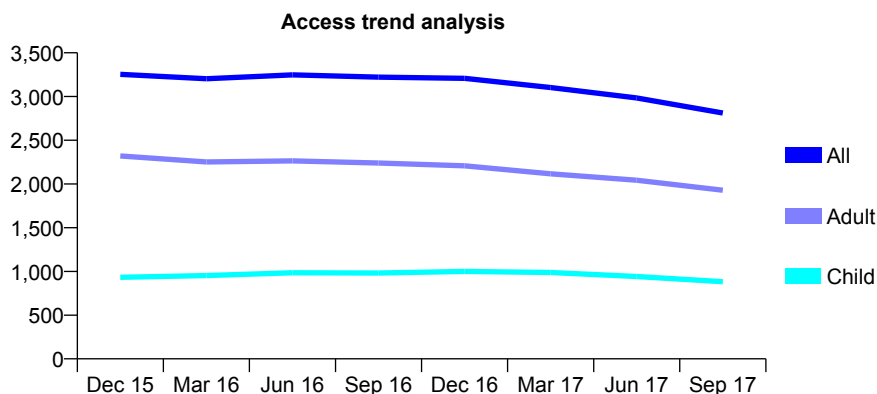
Q44 - Vital Signs At a Glance Contract Report for 745235/0001 - September 2017

Name or company name	MR ML GIBSON
Contract type name	GDS Contract
Purpose of contract	General
Contract start date	01/04/2006
Contract end date	

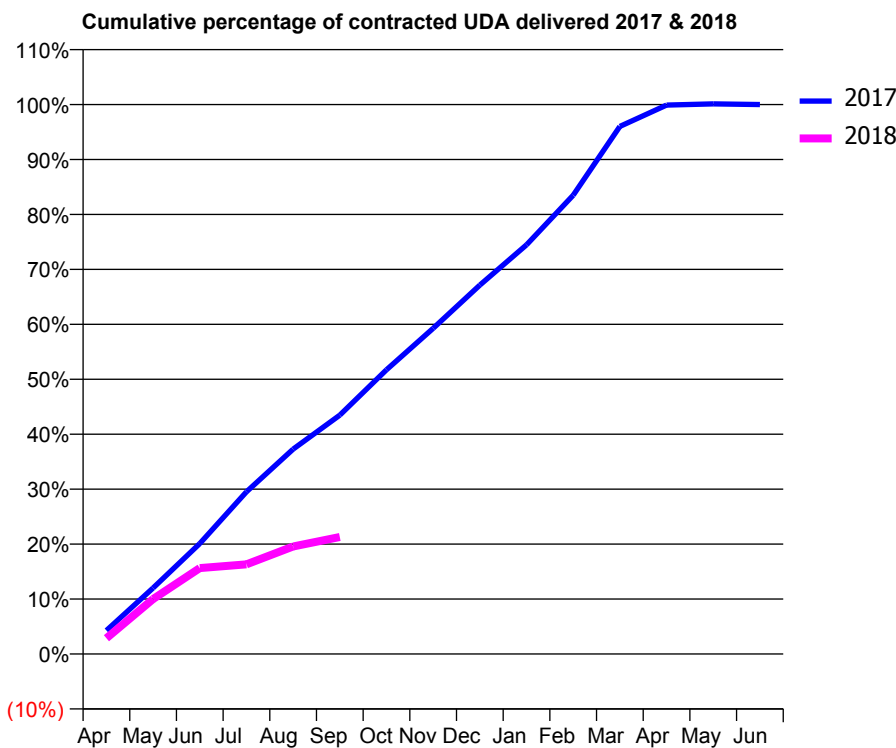
17/18 Contracted general activity (UDA)	9,352
Carry forward general activity (UDA)	0
17/18 Contracted orthodontic activity (UOA)	0
Carry forward orthodontic activity (UOA)	0
Baseline contract value	£289,939.24

ACCESS*

Patients seen in 24 months	Total	Change since previous quarter
Quarter ending September 2016	3,221	
Quarter ending December 2016	3,208	→
Quarter ending March 2017	3,103	↓
Quarter ending June 2017	2,984	↓
Quarter ending September 2017	2,811	↓
Variance since September 2016	(12.7%)	↓



ACTIVITY



Month	Adjusted Scheduled Activity (UDA)	
	2017	2018
April	403	268
May	1,130	937
June	1,892	1,463
July	2,778	1,526
August	3,509	1,830
September	4,090	1,991
October	4,867	
November	5,577	
December	6,316	
January	7,005	
February	7,854	
March	9,033	
April	9,399	
May	9,419	
June	9,408	

QUALITY

	Quantity	Base Number	Contract	AT	Region	England
% of FP17s for the same patient ID Re-attending within 3 months - Children	30	312	9.6%	12.0%	12.8%	11.9%
% of FP17s for the same patient ID Re-attending within 3 months - Adults	154	791	19.5%	17.1%	16.5%	15.9%
% of FP17s for the same patient ID Re-attending between 3 & 9 months - Children	142	312	45.5%	57.6%	59.7%	58.1%
% of FP17s for the same patient ID Re-attending between 3 & 9 months - Adults	348	791	44.0%	51.1%	53.0%	50.6%
% of FP17s for Band 1 Urgent Courses	221	937	23.6%	9.7%	9.2%	9.1%
% of FP17s Relating to Free Repair or Replacements	2	937	0.2%	1.1%	1.0%	0.8%
% of FP17s Relating to Continuations	13	937	1.4%	1.3%	1.2%	1.1%
% of Patients satisfied with the dentistry they have received	3	4	N/A	92.4%	91.6%	91.4%
% of Patients satisfied with the time they had to wait for an appointment	2	4	N/A	91.5%	88.1%	87.7%

* This is based on patients treated on this contract for their most recent course of treatment. Figures in italics indicate the base number of FP17s or Patient Questionnaire responses are less than 100. N/A is shown where the base number of responses is less than 10 during the period. % is calculated as Quantity/Base number*100

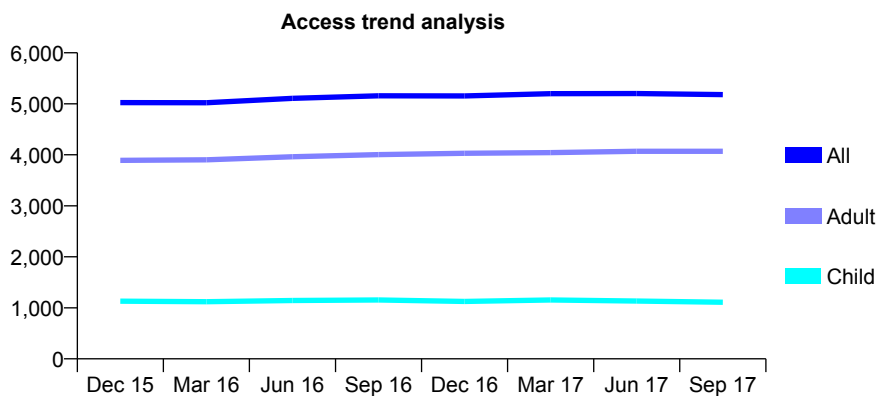
Q44 - Vital Signs At a Glance Contract Report for 746266/0001 - September 2017

Name or company name	MR JK EVANS
Contract type name	GDS Contract
Purpose of contract	General
Contract start date	01/04/2006
Contract end date	

17/18 Contracted general activity (UDA)	15,264
Carry forward general activity (UDA)	0
17/18 Contracted orthodontic activity (UOA)	0
Carry forward orthodontic activity (UOA)	0
Baseline contract value	£468,032.51

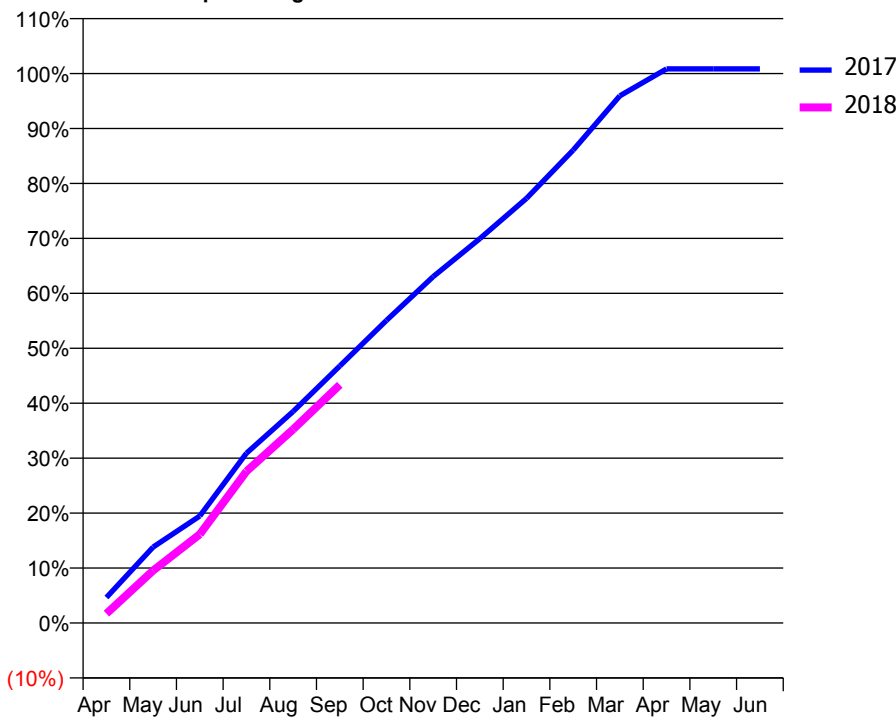
ACCESS*

Patients seen in 24 months	Total	Change since previous quarter
Quarter ending September 2016	5,157	
Quarter ending December 2016	5,155	→
Quarter ending March 2017	5,198	→
Quarter ending June 2017	5,201	→
Quarter ending September 2017	5,180	→
Variance since September 2016	0.4%	→



ACTIVITY

Cumulative percentage of contracted UDA delivered 2017 & 2018



Month	Adjusted Scheduled Activity (UDA)	
	2017	2018
April	709	260
May	2,111	1,456
June	2,972	2,465
July	4,719	4,212
August	5,878	5,381
September	7,140	6,619
October	8,407	
November	9,621	
December	10,676	
January	11,794	
February	13,138	
March	14,643	
April	15,392	
May	15,394	
June	15,394	

QUALITY

	Quantity	Base Number	Contract	AT	Region	England
% of FP17s for the same patient ID Re-attending within 3 months - Children	63	746	8.4%	12.0%	12.8%	11.9%
% of FP17s for the same patient ID Re-attending within 3 months - Adults	530	2,937	18.0%	17.1%	16.5%	15.9%
% of FP17s for the same patient ID Re-attending between 3 & 9 months - Children	409	746	54.8%	57.6%	59.7%	58.1%
% of FP17s for the same patient ID Re-attending between 3 & 9 months - Adults	1,511	2,937	51.4%	51.1%	53.0%	50.6%
% of FP17s for Band 1 Urgent Courses	460	3,339	13.8%	9.7%	9.2%	9.1%
% of FP17s Relating to Free Repair or Replacements	22	3,339	0.7%	1.1%	1.0%	0.8%
% of FP17s Relating to Continuations	70	3,339	2.1%	1.3%	1.2%	1.1%
% of Patients satisfied with the dentistry they have received	13	14	92.9%	92.4%	91.6%	91.4%
% of Patients satisfied with the time they had to wait for an appointment	12	14	85.7%	91.5%	88.1%	87.7%

* This is based on patients treated on this contract for their most recent course of treatment. Figures in italics indicate the base number of FP17s or Patient Questionnaire responses are less than 100. N/A is shown where the base number of responses is less than 10 during the period. % is calculated as Quantity/Base number*100

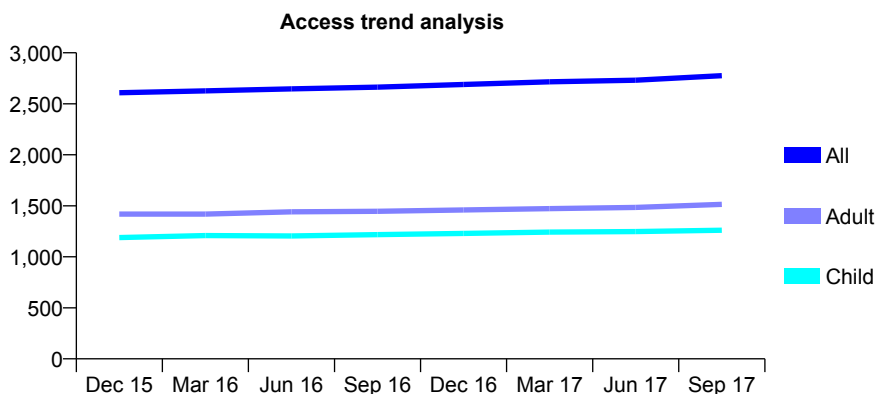
Q44 - Vital Signs At a Glance Contract Report for 746495/0001 - September 2017

Name or company name	MR RS HANDLEY
Contract type name	GDS Contract
Purpose of contract	General
Contract start date	01/04/2006
Contract end date	

17/18 Contracted general activity (UDA)	6,824
Carry forward general activity (UDA)	0
17/18 Contracted orthodontic activity (UOA)	0
Carry forward orthodontic activity (UOA)	0
Baseline contract value	£181,462.39

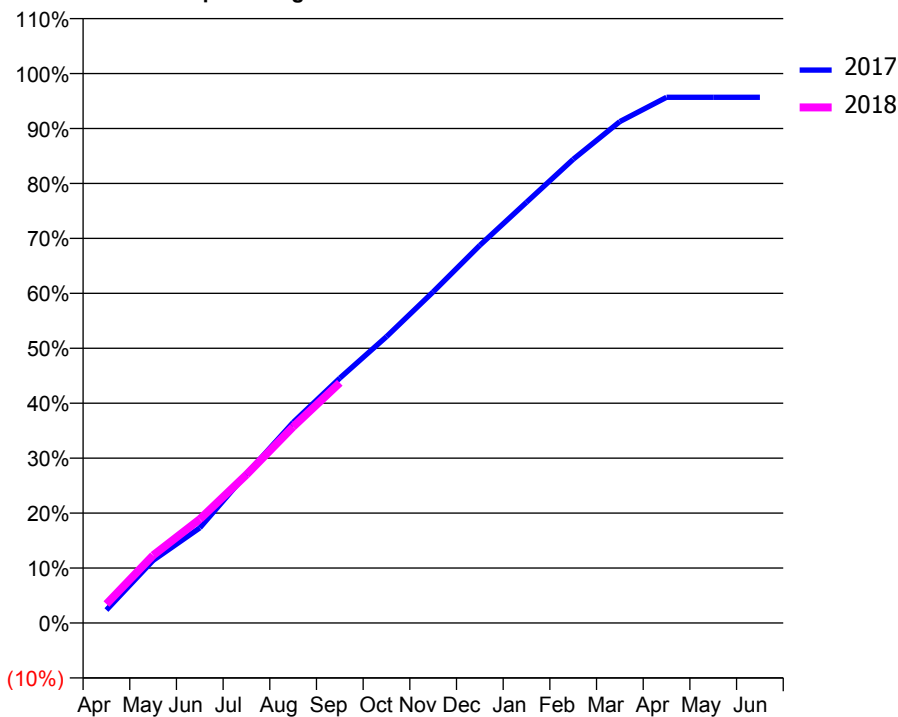
ACCESS*

Patients seen in 24 months	Total	Change since previous quarter
Quarter ending September 2016	2,664	
Quarter ending December 2016	2,689	→
Quarter ending March 2017	2,716	→
Quarter ending June 2017	2,732	→
Quarter ending September 2017	2,776	→
Variance since September 2016	4.2%	↑



ACTIVITY

Cumulative percentage of contracted UDA delivered 2017 & 2018



Month	Adjusted Scheduled Activity (UDA)	
	2017	2018
April	161	236
May	778	840
June	1,181	1,290
July	1,850	1,843
August	2,491	2,437
September	3,042	2,983
October	3,556	
November	4,113	
December	4,691	
January	5,225	
February	5,759	
March	6,227	
April	6,529	
May	6,529	
June	6,529	

QUALITY

	Quantity	Base Number	Contract	AT	Region	England
% of FP17s for the same patient ID Re-attending within 3 months - Children	84	1,102	7.6%	12.0%	12.8%	11.9%
% of FP17s for the same patient ID Re-attending within 3 months - Adults	125	1,182	10.6%	17.1%	16.5%	15.9%
% of FP17s for the same patient ID Re-attending between 3 & 9 months - Children	761	1,102	69.1%	57.6%	59.7%	58.1%
% of FP17s for the same patient ID Re-attending between 3 & 9 months - Adults	769	1,182	65.1%	51.1%	53.0%	50.6%
% of FP17s for Band 1 Urgent Courses	129	2,071	6.2%	9.7%	9.2%	9.1%
% of FP17s Relating to Free Repair or Replacements	16	2,071	0.8%	1.1%	1.0%	0.8%
% of FP17s Relating to Continuations	10	2,071	0.5%	1.3%	1.2%	1.1%
% of Patients satisfied with the dentistry they have received	10	10	100.0%	92.4%	91.6%	91.4%
% of Patients satisfied with the time they had to wait for an appointment	10	10	100.0%	91.5%	88.1%	87.7%

* This is based on patients treated on this contract for their most recent course of treatment. Figures in italics indicate the base number of FP17s or Patient Questionnaire responses are less than 100. N/A is shown where the base number of responses is less than 10 during the period. % is calculated as Quantity/Base number*100

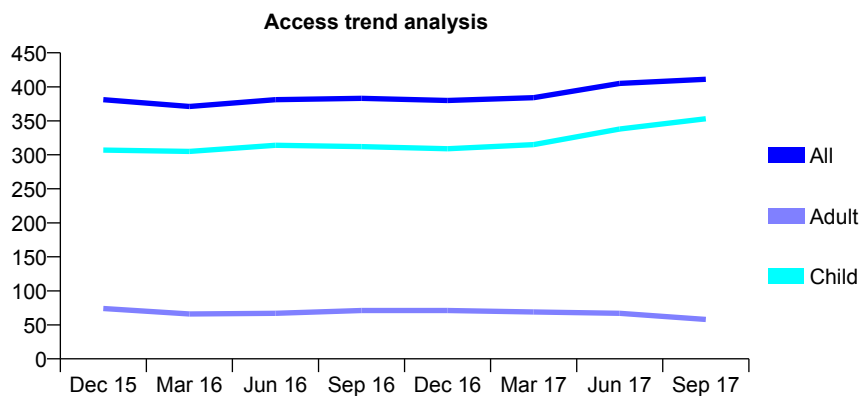
Q44 - Vital Signs At a Glance Contract Report for 751561/0001 - September 2017

Name or company name	MR AA SHAH
Contract type name	GDS Contract
Purpose of contract	General
Contract start date	01/07/2006
Contract end date	

17/18 Contracted general activity (UDA)	800
Carry forward general activity (UDA)	0
17/18 Contracted orthodontic activity (UOA)	0
Carry forward orthodontic activity (UOA)	0
Baseline contract value	£18,162.49

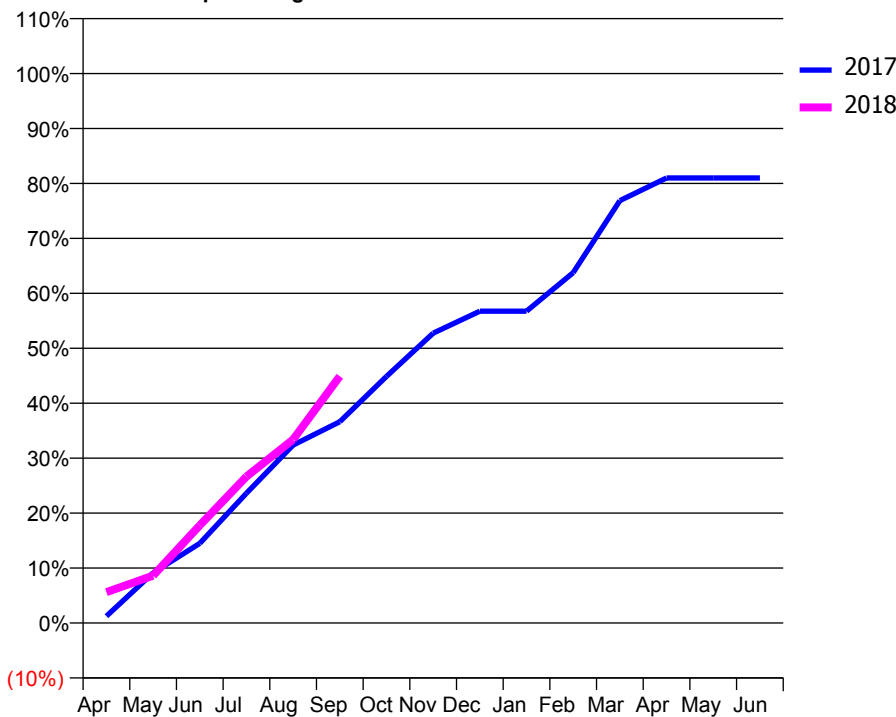
ACCESS*

Patients seen in 24 months	Total	Change since previous quarter
Quarter ending September 2016	383	
Quarter ending December 2016	380	→
Quarter ending March 2017	384	→
Quarter ending June 2017	405	↑
Quarter ending September 2017	411	→
Variance since September 2016	7.3%	↑



ACTIVITY

Cumulative percentage of contracted UDA delivered 2017 & 2018



Month	Adjusted Scheduled Activity (UDA)	
	2017	2018
April	10	45
May	73	69
June	116	142
July	189	213
August	259	267
September	293	359
October	359	
November	422	
December	454	
January	454	
February	510	
March	615	
April	648	
May	648	
June	648	

QUALITY

	Quantity	Base Number	Contract	AT	Region	England
% of FP17s for the same patient ID Re-attending within 3 months - Children	14	275	5.1%	12.0%	12.8%	11.9%
% of FP17s for the same patient ID Re-attending within 3 months - Adults	0	13	0.0%	17.1%	16.5%	15.9%
% of FP17s for the same patient ID Re-attending between 3 & 9 months - Children	165	275	60.0%	57.6%	59.7%	58.1%
% of FP17s for the same patient ID Re-attending between 3 & 9 months - Adults	7	13	53.8%	51.1%	53.0%	50.6%
% of FP17s for Band 1 Urgent Courses	1	264	0.4%	9.7%	9.2%	9.1%
% of FP17s Relating to Free Repair or Replacements	0	264	0.0%	1.1%	1.0%	0.8%
% of FP17s Relating to Continuations	0	264	0.0%	1.3%	1.2%	1.1%
% of Patients satisfied with the dentistry they have received	1	1	N/A	92.4%	91.6%	91.4%
% of Patients satisfied with the time they had to wait for an appointment	1	1	N/A	91.5%	88.1%	87.7%

* This is based on patients treated on this contract for their most recent course of treatment. Figures in italics indicate the base number of FP17s or Patient Questionnaire responses are less than 100. N/A is shown where the base number of responses is less than 10 during the period. % is calculated as Quantity/Base number*100

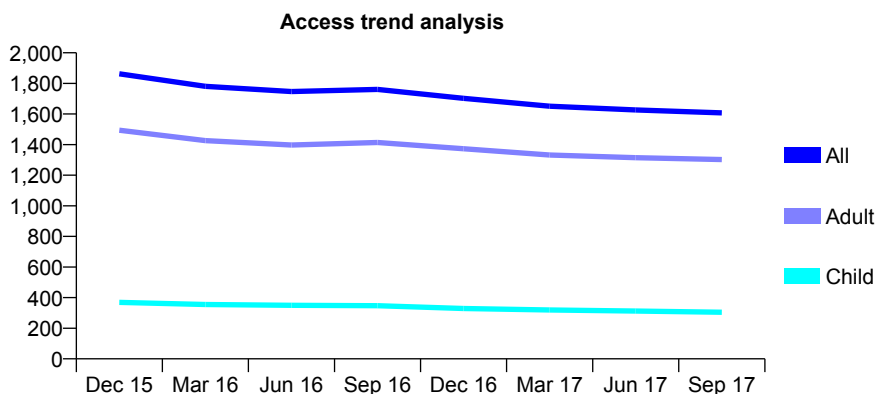
Q44 - Vital Signs At a Glance Contract Report for 762261/0001 - September 2017

Name or company name	MR A ASHTAB
Contract type name	GDS Contract
Purpose of contract	General
Contract start date	01/04/2006
Contract end date	

17/18 Contracted general activity (UDA)	5,520
Carry forward general activity (UDA)	0
17/18 Contracted orthodontic activity (UOA)	0
Carry forward orthodontic activity (UOA)	0
Baseline contract value	£137,612.50

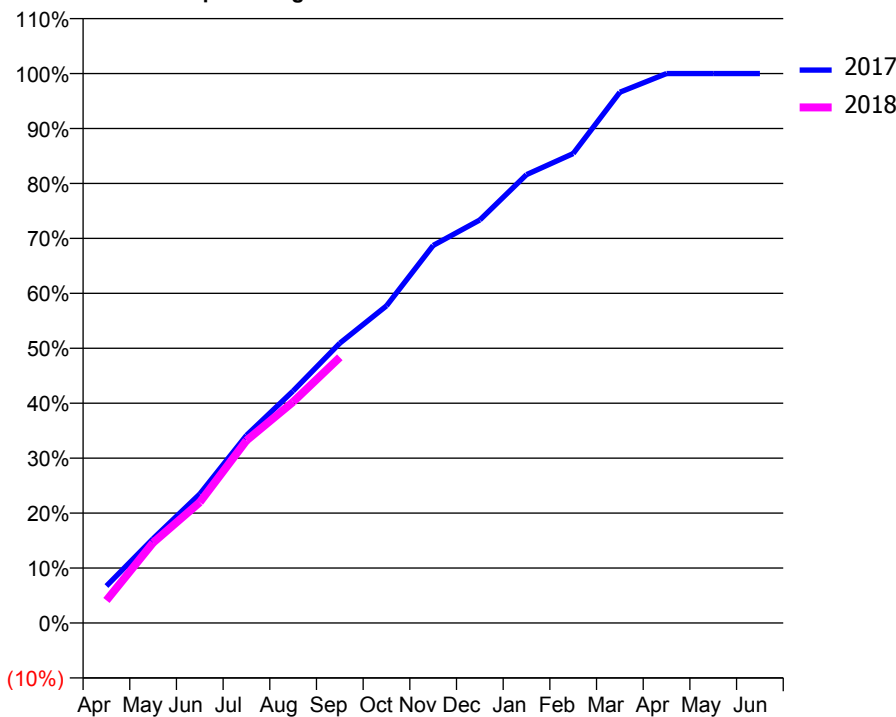
ACCESS*

Patients seen in 24 months	Total	Change since previous quarter
Quarter ending September 2016	1,761	
Quarter ending December 2016	1,702	↓
Quarter ending March 2017	1,651	↓
Quarter ending June 2017	1,627	↓
Quarter ending September 2017	1,607	↓
Variance since September 2016	(8.7%)	↓



ACTIVITY

Cumulative percentage of contracted UDA delivered 2017 & 2018



Month	Adjusted Scheduled Activity (UDA)	
	2017	2018
April	375	226
May	855	807
June	1,307	1,213
July	1,901	1,833
August	2,352	2,221
September	2,835	2,670
October	3,214	
November	3,825	
December	4,083	
January	4,544	
February	4,756	
March	5,378	
April	5,568	
May	5,568	
June	5,568	

QUALITY

	Quantity	Base Number	Contract	AT	Region	England
% of FP17s for the same patient ID Re-attending within 3 months - Children	28	250	11.2%	12.0%	12.8%	11.9%
% of FP17s for the same patient ID Re-attending within 3 months - Adults	221	1,047	21.1%	17.1%	16.5%	15.9%
% of FP17s for the same patient ID Re-attending between 3 & 9 months - Children	155	250	62.0%	57.6%	59.7%	58.1%
% of FP17s for the same patient ID Re-attending between 3 & 9 months - Adults	508	1,047	48.5%	51.1%	53.0%	50.6%
% of FP17s for Band 1 Urgent Courses	98	1,222	8.0%	9.7%	9.2%	9.1%
% of FP17s Relating to Free Repair or Replacements	17	1,222	1.4%	1.1%	1.0%	0.8%
% of FP17s Relating to Continuations	14	1,222	1.1%	1.3%	1.2%	1.1%
% of Patients satisfied with the dentistry they have received	5	5	N/A	92.4%	91.6%	91.4%
% of Patients satisfied with the time they had to wait for an appointment	5	5	N/A	91.5%	88.1%	87.7%

* This is based on patients treated on this contract for their most recent course of treatment. Figures in italics indicate the base number of FP17s or Patient Questionnaire responses are less than 100. N/A is shown where the base number of responses is less than 10 during the period. % is calculated as Quantity/Base number*100

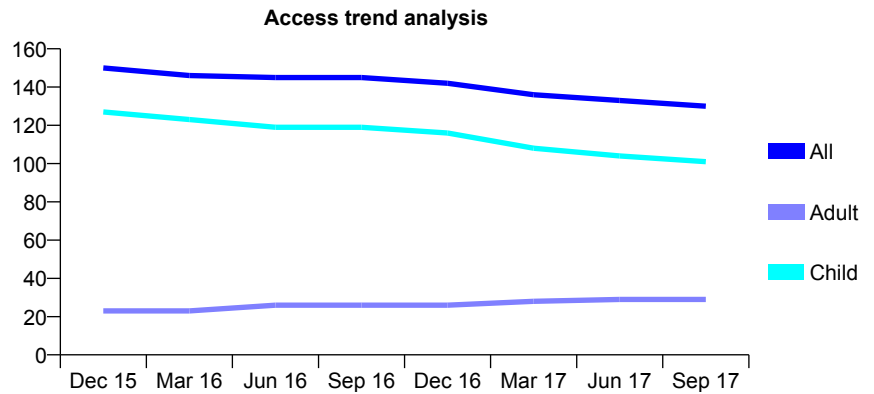
Q44 - Vital Signs At a Glance Contract Report for 766259/0001 - September 2017

Name or company name	MRS A STRETTON
Contract type name	GDS Contract
Purpose of contract	General
Contract start date	19/11/2010
Contract end date	

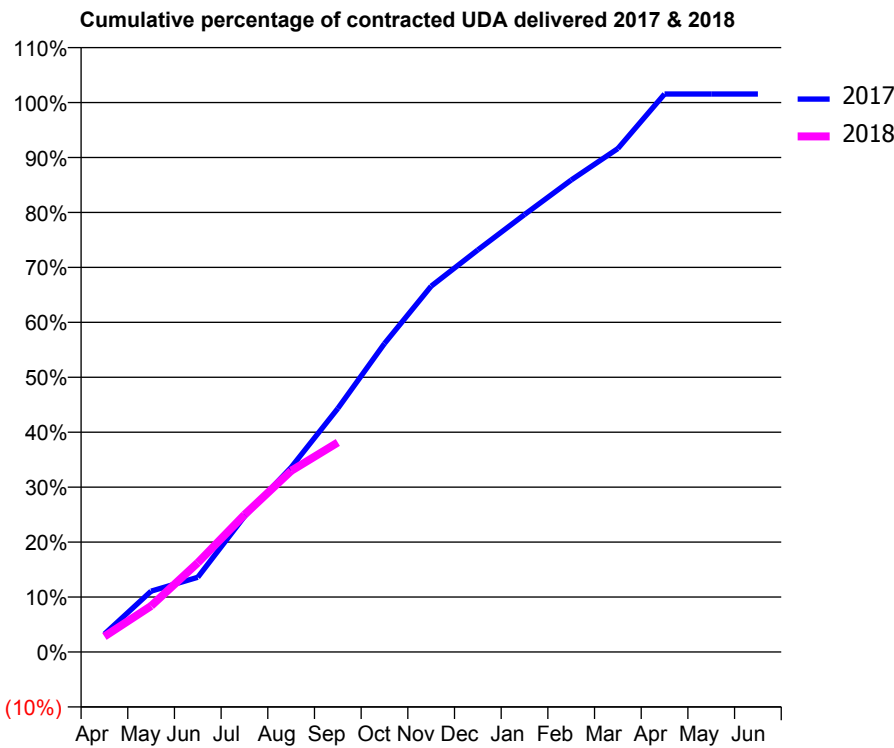
17/18 Contracted general activity (UDA)	781
Carry forward general activity (UDA)	0
17/18 Contracted orthodontic activity (UOA)	0
Carry forward orthodontic activity (UOA)	0
Baseline contract value	£18,398.83

ACCESS*

Patients seen in 24 months	Total	Change since previous quarter
Quarter ending September 2016	145	
Quarter ending December 2016	142	↓
Quarter ending March 2017	136	↓
Quarter ending June 2017	133	↓
Quarter ending September 2017	130	↓
Variance since September 2016	(10.3%)	↓



ACTIVITY



Month	Adjusted Scheduled Activity (UDA)	
	2017	2018
April	26	22
May	88	65
June	108	127
July	197	195
August	268	257
September	353	298
October	447	
November	531	
December	583	
January	634	
February	685	
March	730	
April	809	
May	809	
June	809	

QUALITY

	Quantity	Base Number	Contract	AT	Region	England
% of FP17s for the same patient ID Re-attending within 3 months - Children	29	135	21.5%	12.0%	12.8%	11.9%
% of FP17s for the same patient ID Re-attending within 3 months - Adults	13	32	40.6%	17.1%	16.5%	15.9%
% of FP17s for the same patient ID Re-attending between 3 & 9 months - Children	94	135	69.6%	57.6%	59.7%	58.1%
% of FP17s for the same patient ID Re-attending between 3 & 9 months - Adults	18	32	56.3%	51.1%	53.0%	50.6%
% of FP17s for Band 1 Urgent Courses	9	143	6.3%	9.7%	9.2%	9.1%
% of FP17s Relating to Free Repair or Replacements	0	143	0.0%	1.1%	1.0%	0.8%
% of FP17s Relating to Continuations	4	143	2.8%	1.3%	1.2%	1.1%
% of Patients satisfied with the dentistry they have received	0	0	N/A	92.4%	91.6%	91.4%
% of Patients satisfied with the time they had to wait for an appointment	0	0	N/A	91.5%	88.1%	87.7%

* This is based on patients treated on this contract for their most recent course of treatment. Figures in italics indicate the base number of FP17s or Patient Questionnaire responses are less than 100. N/A is shown where the base number of responses is less than 10 during the period. % is calculated as Quantity/Base number*100

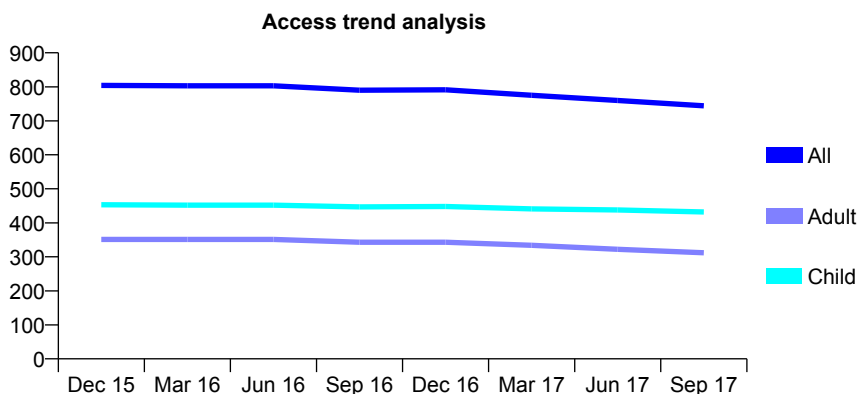
Q44 - Vital Signs At a Glance Contract Report for 803758/0001 - September 2017

Name or company name	White Friars House Dental Practice
Contract type name	GDS Contract
Purpose of contract	General
Contract start date	01/04/2006
Contract end date	

17/18 Contracted general activity (UDA)	3,000
Carry forward general activity (UDA)	0
17/18 Contracted orthodontic activity (UOA)	0
Carry forward orthodontic activity (UOA)	0
Baseline contract value	£60,201.78

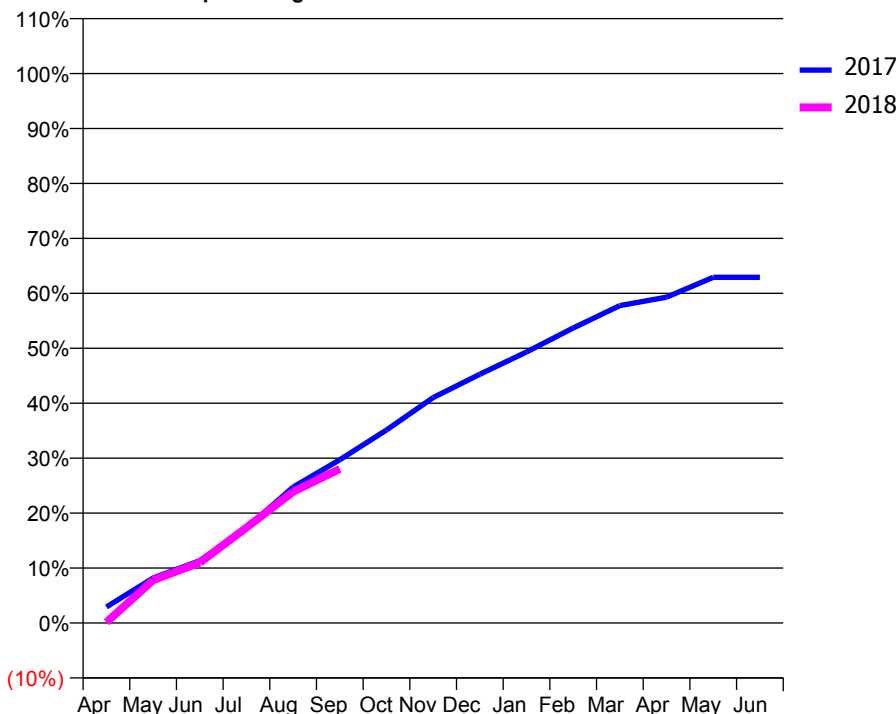
ACCESS*

Patients seen in 24 months	Total	Change since previous quarter
Quarter ending September 2016	790	
Quarter ending December 2016	791	→
Quarter ending March 2017	775	↓
Quarter ending June 2017	760	↓
Quarter ending September 2017	744	↓
Variance since September 2016	(5.8%)	↓



ACTIVITY

Cumulative percentage of contracted UDA delivered 2017 & 2018



Adjusted Scheduled Activity (UDA)

Month	2017	2018
April	88	4
May	246	234
June	341	330
July	520	521
August	742	717
September	892	841
October	1,054	
November	1,231	
December	1,358	
January	1,479	
February	1,611	
March	1,733	
April	1,779	
May	1,888	
June	1,888	

QUALITY

	Quantity	Base Number	Contract	AT	Region	England
% of FP17s for the same patient ID Re-attending within 3 months - Children	18	319	5.6%	12.0%	12.8%	11.9%
% of FP17s for the same patient ID Re-attending within 3 months - Adults	27	192	14.1%	17.1%	16.5%	15.9%
% of FP17s for the same patient ID Re-attending between 3 & 9 months - Children	172	319	53.9%	57.6%	59.7%	58.1%
% of FP17s for the same patient ID Re-attending between 3 & 9 months - Adults	81	192	42.2%	51.1%	53.0%	50.6%
% of FP17s for Band 1 Urgent Courses	22	428	5.1%	9.7%	9.2%	9.1%
% of FP17s Relating to Free Repair or Replacements	0	428	0.0%	1.1%	1.0%	0.8%
% of FP17s Relating to Continuations	2	428	0.5%	1.3%	1.2%	1.1%
% of Patients satisfied with the dentistry they have received	2	3	N/A	92.4%	91.6%	91.4%
% of Patients satisfied with the time they had to wait for an appointment	2	3	N/A	91.5%	88.1%	87.7%

* This is based on patients treated on this contract for their most recent course of treatment. Figures in italics indicate the base number of FP17s or Patient Questionnaire responses are less than 100. N/A is shown where the base number of responses is less than 10 during the period. % is calculated as Quantity/Base number*100

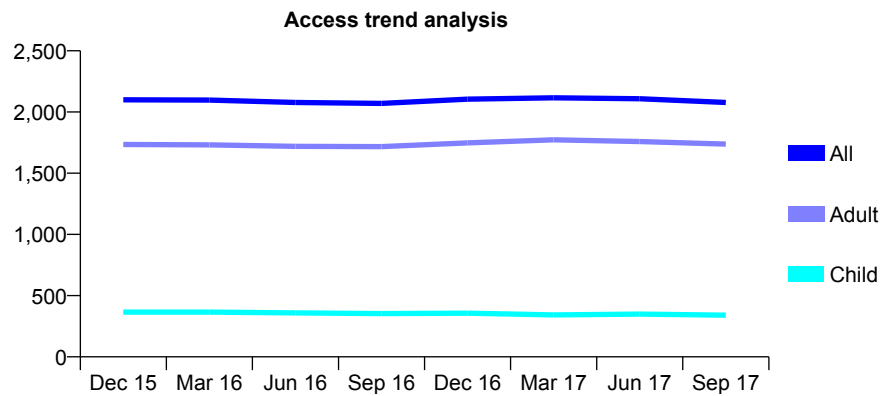
Q44 - Vital Signs At a Glance Contract Report for 804770/0001 - September 2017

Name or company name	MR GR HALL
Contract type name	GDS Contract
Purpose of contract	General
Contract start date	01/04/2006
Contract end date	

17/18 Contracted general activity (UDA)	7,381
Carry forward general activity (UDA)	0
17/18 Contracted orthodontic activity (UOA)	0
Carry forward orthodontic activity (UOA)	0
Baseline contract value	£182,900.62

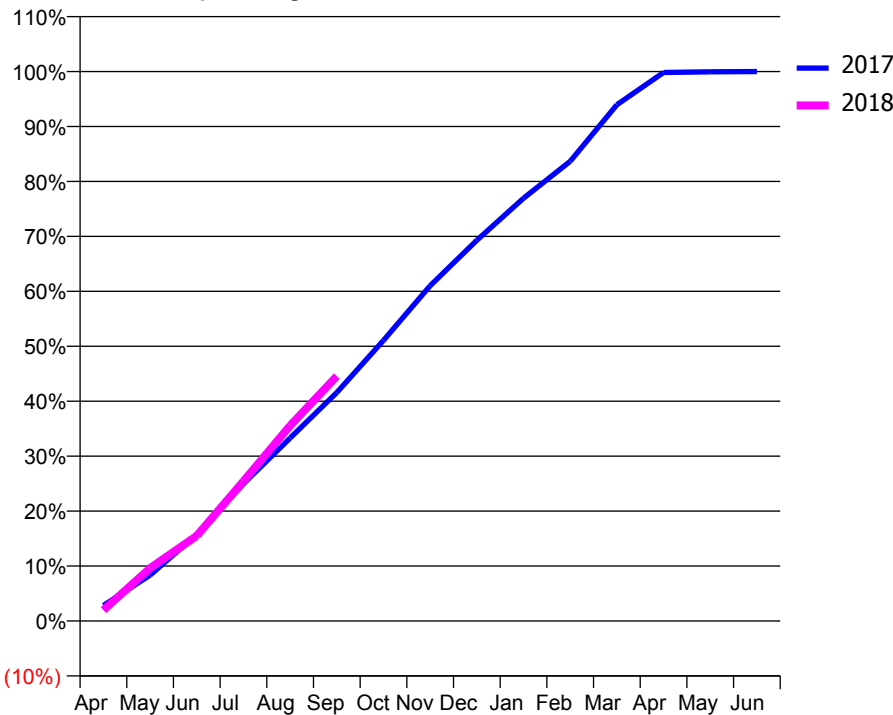
ACCESS*

Patients seen in 24 months	Total	Change since previous quarter
Quarter ending September 2016	2,070	
Quarter ending December 2016	2,105	→
Quarter ending March 2017	2,116	→
Quarter ending June 2017	2,108	→
Quarter ending September 2017	2,078	↓
Variance since September 2016	0.4%	→



ACTIVITY

Cumulative percentage of contracted UDA delivered 2017 & 2018



Month	Adjusted Scheduled Activity (UDA)	
	2017	2018
April	212	148
May	629	710
June	1,184	1,146
July	1,878	1,878
August	2,505	2,624
September	3,128	3,290
October	3,842	
November	4,588	
December	5,211	
January	5,787	
February	6,291	
March	7,066	
April	7,508	
May	7,518	
June	7,521	

QUALITY

	Quantity	Base Number	Contract	AT	Region	England
% of FP17s for the same patient ID Re-attending within 3 months - Children	8	271	3.0%	12.0%	12.8%	11.9%
% of FP17s for the same patient ID Re-attending within 3 months - Adults	257	1,537	16.7%	17.1%	16.5%	15.9%
% of FP17s for the same patient ID Re-attending between 3 & 9 months - Children	180	271	66.4%	57.6%	59.7%	58.1%
% of FP17s for the same patient ID Re-attending between 3 & 9 months - Adults	1,024	1,537	66.6%	51.1%	53.0%	50.6%
% of FP17s for Band 1 Urgent Courses	30	1,612	1.9%	9.7%	9.2%	9.1%
% of FP17s Relating to Free Repair or Replacements	6	1,612	0.4%	1.1%	1.0%	0.8%
% of FP17s Relating to Continuations	2	1,612	0.1%	1.3%	1.2%	1.1%
% of Patients satisfied with the dentistry they have received	16	18	88.9%	92.4%	91.6%	91.4%
% of Patients satisfied with the time they had to wait for an appointment	17	18	94.4%	91.5%	88.1%	87.7%

* This is based on patients treated on this contract for their most recent course of treatment. Figures in italics indicate the base number of FP17s or Patient Questionnaire responses are less than 100. N/A is shown where the base number of responses is less than 10 during the period. % is calculated as Quantity/Base number*100

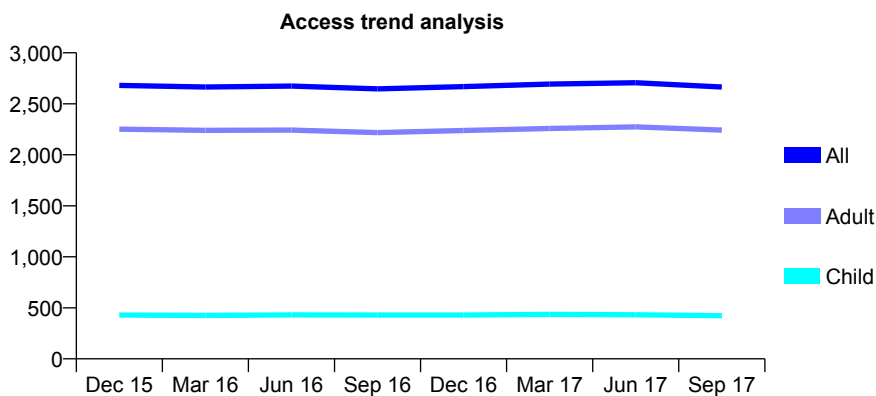
Q44 - Vital Signs At a Glance Contract Report for 810908/0001 - September 2017

Name or company name	MR TW WOODS
Contract type name	GDS Contract
Purpose of contract	General
Contract start date	01/04/2006
Contract end date	

17/18 Contracted general activity (UDA)	7,519
Carry forward general activity (UDA)	0
17/18 Contracted orthodontic activity (UOA)	0
Carry forward orthodontic activity (UOA)	0
Baseline contract value	£187,774.00

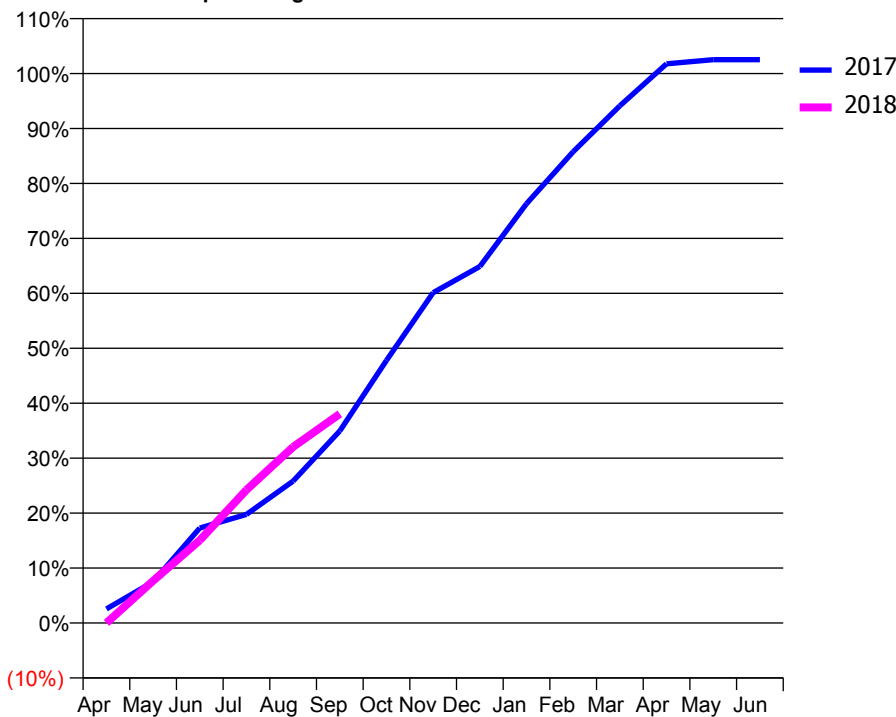
ACCESS*

Patients seen in 24 months	Total	Change since previous quarter
Quarter ending September 2016	2,646	
Quarter ending December 2016	2,668	→
Quarter ending March 2017	2,694	→
Quarter ending June 2017	2,706	→
Quarter ending September 2017	2,665	↓
Variance since September 2016	0.7%	→



ACTIVITY

Cumulative percentage of contracted UDA delivered 2017 & 2018



Adjusted Scheduled Activity (UDA)

Month	2017	2018
April	196	0
May	575	577
June	1,325	1,132
July	1,515	1,822
August	1,982	2,410
September	2,681	2,861
October	3,665	
November	4,610	
December	4,976	
January	5,852	
February	6,578	
March	7,219	
April	7,803	
May	7,862	
June	7,862	

QUALITY

	Quantity	Base Number	Contract	AT	Region	England
% of FP17s for the same patient ID Re-attending within 3 months - Children	5	228	2.2%	12.0%	12.8%	11.9%
% of FP17s for the same patient ID Re-attending within 3 months - Adults	140	1,240	11.3%	17.1%	16.5%	15.9%
% of FP17s for the same patient ID Re-attending between 3 & 9 months - Children	82	228	36.0%	57.6%	59.7%	58.1%
% of FP17s for the same patient ID Re-attending between 3 & 9 months - Adults	532	1,240	42.9%	51.1%	53.0%	50.6%
% of FP17s for Band 1 Urgent Courses	51	1,187	4.3%	9.7%	9.2%	9.1%
% of FP17s Relating to Free Repair or Replacements	4	1,187	0.3%	1.1%	1.0%	0.8%
% of FP17s Relating to Continuations	12	1,187	1.0%	1.3%	1.2%	1.1%
% of Patients satisfied with the dentistry they have received	11	12	91.7%	92.4%	91.6%	91.4%
% of Patients satisfied with the time they had to wait for an appointment	12	12	100.0%	91.5%	88.1%	87.7%

* This is based on patients treated on this contract for their most recent course of treatment. Figures in italics indicate the base number of FP17s or Patient Questionnaire responses are less than 100. N/A is shown where the base number of responses is less than 10 during the period. % is calculated as Quantity/Base number*100

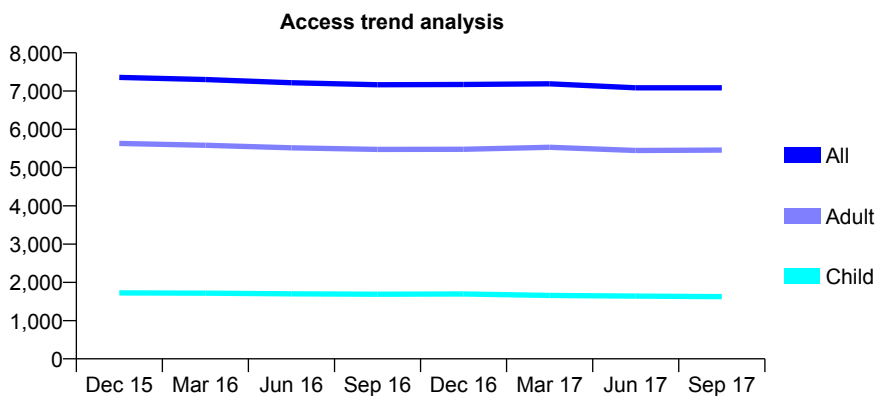
Q44 - Vital Signs At a Glance Contract Report for 811289/0001 - September 2017

Name or company name	MR WD SCOTT
Contract type name	GDS Contract
Purpose of contract	General
Contract start date	01/04/2006
Contract end date	

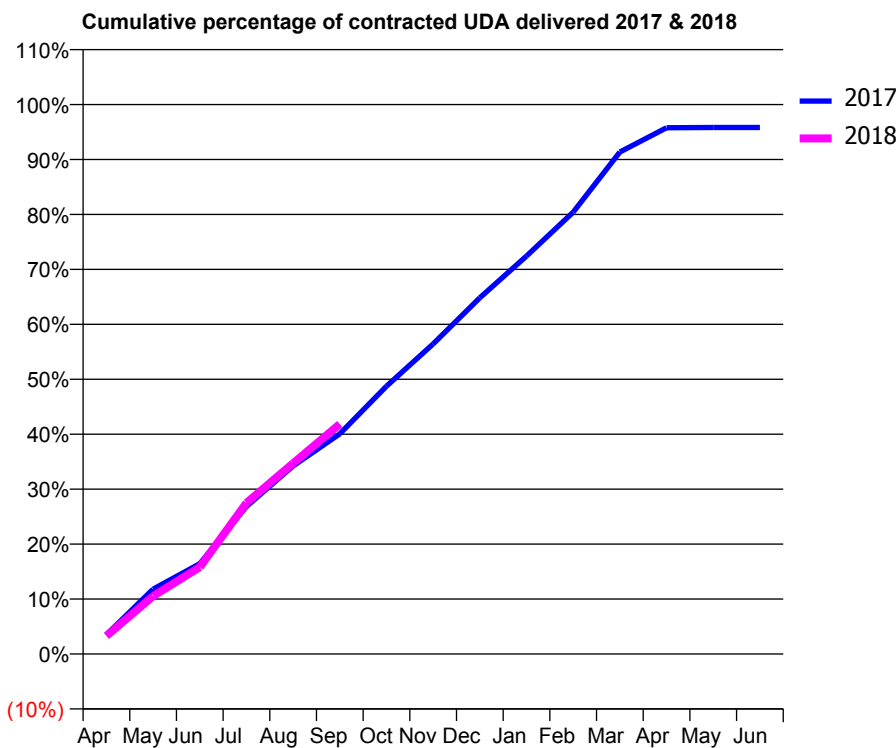
17/18 Contracted general activity (UDA)	21,992
Carry forward general activity (UDA)	0
17/18 Contracted orthodontic activity (UOA)	0
Carry forward orthodontic activity (UOA)	0
Baseline contract value	£667,317.56

ACCESS*

Patients seen in 24 months	Total	Change since previous quarter
Quarter ending September 2016	7,164	
Quarter ending December 2016	7,173	→
Quarter ending March 2017	7,189	→
Quarter ending June 2017	7,085	↓
Quarter ending September 2017	7,084	→
Variance since September 2016	(1.1%)	↓



ACTIVITY



Month	Adjusted Scheduled Activity (UDA)	
	2017	2018
April	774	724
May	2,594	2,317
June	3,617	3,475
July	5,905	6,050
August	7,526	7,635
September	8,815	9,202
October	10,717	
November	12,409	
December	14,259	
January	15,930	
February	17,686	
March	20,091	
April	21,059	
May	21,073	
June	21,074	

QUALITY

	Quantity	Base Number	Contract	AT	Region	England
% of FP17s for the same patient ID Re-attending within 3 months - Children	101	1,324	7.6%	12.0%	12.8%	11.9%
% of FP17s for the same patient ID Re-attending within 3 months - Adults	741	3,992	18.6%	17.1%	16.5%	15.9%
% of FP17s for the same patient ID Re-attending between 3 & 9 months - Children	888	1,324	67.1%	57.6%	59.7%	58.1%
% of FP17s for the same patient ID Re-attending between 3 & 9 months - Adults	2,144	3,992	53.7%	51.1%	53.0%	50.6%
% of FP17s for Band 1 Urgent Courses	667	4,855	13.7%	9.7%	9.2%	9.1%
% of FP17s Relating to Free Repair or Replacements	76	4,855	1.6%	1.1%	1.0%	0.8%
% of FP17s Relating to Continuations	59	4,855	1.2%	1.3%	1.2%	1.1%
% of Patients satisfied with the dentistry they have received	16	16	100.0%	92.4%	91.6%	91.4%
% of Patients satisfied with the time they had to wait for an appointment	16	16	100.0%	91.5%	88.1%	87.7%

* This is based on patients treated on this contract for their most recent course of treatment. Figures in italics indicate the base number of FP17s or Patient Questionnaire responses are less than 100. N/A is shown where the base number of responses is less than 10 during the period. % is calculated as Quantity/Base number*100

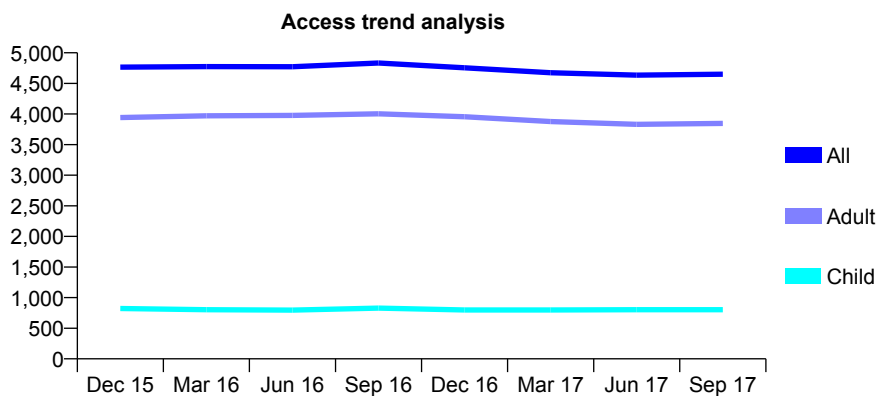
Q44 - Vital Signs At a Glance Contract Report for 812366/0001 - September 2017

Name or company name	MR NJ FORD
Contract type name	GDS Contract
Purpose of contract	General
Contract start date	01/04/2006
Contract end date	

17/18 Contracted general activity (UDA)	11,000
Carry forward general activity (UDA)	0
17/18 Contracted orthodontic activity (UOA)	0
Carry forward orthodontic activity (UOA)	0
Baseline contract value	£246,427.61

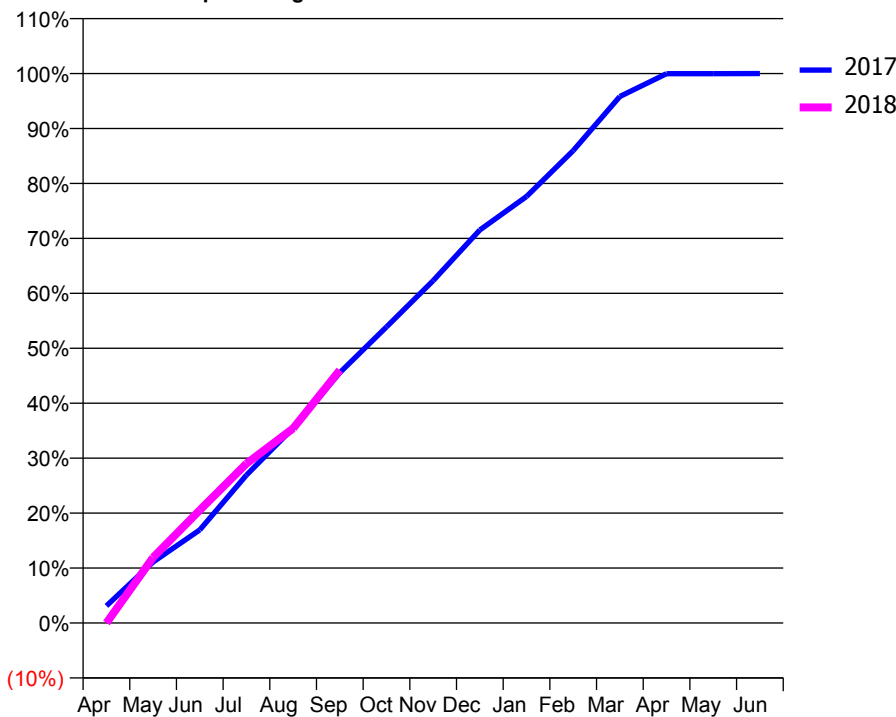
ACCESS*

Patients seen in 24 months	Total	Change since previous quarter
Quarter ending September 2016	4,833	
Quarter ending December 2016	4,754	↓
Quarter ending March 2017	4,675	↓
Quarter ending June 2017	4,635	→
Quarter ending September 2017	4,650	→
Variance since September 2016	(3.8%)	↓



ACTIVITY

Cumulative percentage of contracted UDA delivered 2017 & 2018



Month	Adjusted Scheduled Activity (UDA)	
	2017	2018
April	346	0
May	1,236	1,311
June	1,888	2,260
July	3,001	3,191
August	3,954	3,895
September	5,077	5,062
October	6,004	
November	6,942	
December	7,968	
January	8,647	
February	9,576	
March	10,674	
April	11,138	
May	11,138	
June	11,141	

QUALITY

	Quantity	Base Number	Contract	AT	Region	England
% of FP17s for the same patient ID Re-attending within 3 months - Children	21	536	3.9%	12.0%	12.8%	11.9%
% of FP17s for the same patient ID Re-attending within 3 months - Adults	360	2,782	12.9%	17.1%	16.5%	15.9%
% of FP17s for the same patient ID Re-attending between 3 & 9 months - Children	264	536	49.3%	57.6%	59.7%	58.1%
% of FP17s for the same patient ID Re-attending between 3 & 9 months - Adults	1,542	2,782	55.4%	51.1%	53.0%	50.6%
% of FP17s for Band 1 Urgent Courses	341	3,044	11.2%	9.7%	9.2%	9.1%
% of FP17s Relating to Free Repair or Replacements	3	3,044	0.1%	1.1%	1.0%	0.8%
% of FP17s Relating to Continuations	36	3,044	1.2%	1.3%	1.2%	1.1%
% of Patients satisfied with the dentistry they have received	11	13	84.6%	92.4%	91.6%	91.4%
% of Patients satisfied with the time they had to wait for an appointment	11	13	84.6%	91.5%	88.1%	87.7%

* This is based on patients treated on this contract for their most recent course of treatment. Figures in italics indicate the base number of FP17s or Patient Questionnaire responses are less than 100. N/A is shown where the base number of responses is less than 10 during the period. % is calculated as Quantity/Base number*100

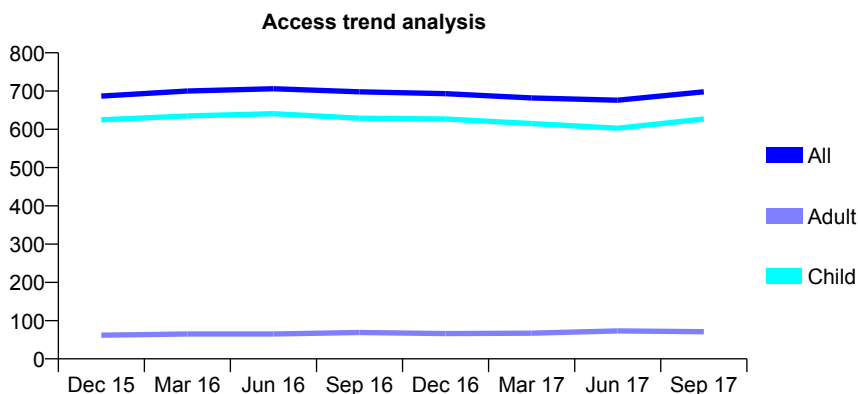
Q44 - Vital Signs At a Glance Contract Report for 812528/0001 - September 2017

Name or company name	MR PM DIGBY
Contract type name	GDS Contract
Purpose of contract	General
Contract start date	01/04/2006
Contract end date	

17/18 Contracted general activity (UDA)	1,400
Carry forward general activity (UDA)	0
17/18 Contracted orthodontic activity (UOA)	0
Carry forward orthodontic activity (UOA)	0
Baseline contract value	£32,160.40

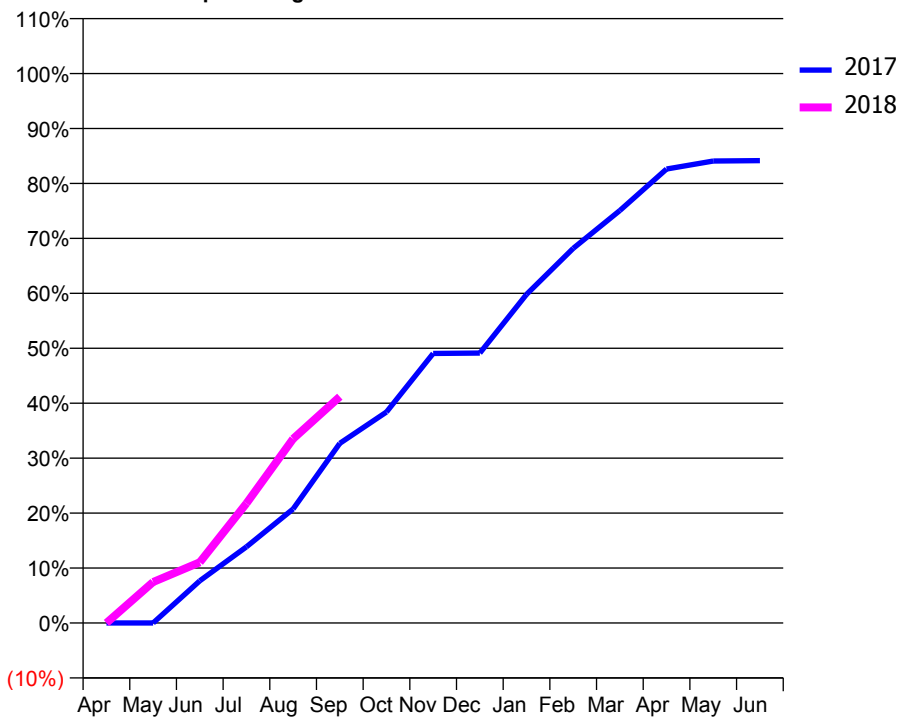
ACCESS*

Patients seen in 24 months	Total	Change since previous quarter
Quarter ending September 2016	698	
Quarter ending December 2016	693	→
Quarter ending March 2017	682	↓
Quarter ending June 2017	676	→
Quarter ending September 2017	698	↑
Variance since September 2016	0.0%	→



ACTIVITY

Cumulative percentage of contracted UDA delivered 2017 & 2018



Adjusted Scheduled Activity (UDA)		
Month	2017	2018
April	0	0
May	0	105
June	123	155
July	222	305
August	332	469
September	523	577
October	615	
November	785	
December	786	
January	957	
February	1,091	
March	1,201	
April	1,322	
May	1,345	
June	1,346	

QUALITY

	Quantity	Base Number	Contract	AT	Region	England
% of FP17s for the same patient ID Re-attending within 3 months - Children	30	532	5.6%	12.0%	12.8%	11.9%
% of FP17s for the same patient ID Re-attending within 3 months - Adults	0	0	N/A	17.1%	16.5%	15.9%
% of FP17s for the same patient ID Re-attending between 3 & 9 months - Children	374	532	70.3%	57.6%	59.7%	58.1%
% of FP17s for the same patient ID Re-attending between 3 & 9 months - Adults	0	0	N/A	51.1%	53.0%	50.6%
% of FP17s for Band 1 Urgent Courses	14	438	3.2%	9.7%	9.2%	9.1%
% of FP17s Relating to Free Repair or Replacements	0	438	0.0%	1.1%	1.0%	0.8%
% of FP17s Relating to Continuations	0	438	0.0%	1.3%	1.2%	1.1%
% of Patients satisfied with the dentistry they have received	0	0	N/A	92.4%	91.6%	91.4%
% of Patients satisfied with the time they had to wait for an appointment	0	0	N/A	91.5%	88.1%	87.7%

* This is based on patients treated on this contract for their most recent course of treatment. Figures in italics indicate the base number of FP17s or Patient Questionnaire responses are less than 100. N/A is shown where the base number of responses is less than 10 during the period. % is calculated as Quantity/Base number*100

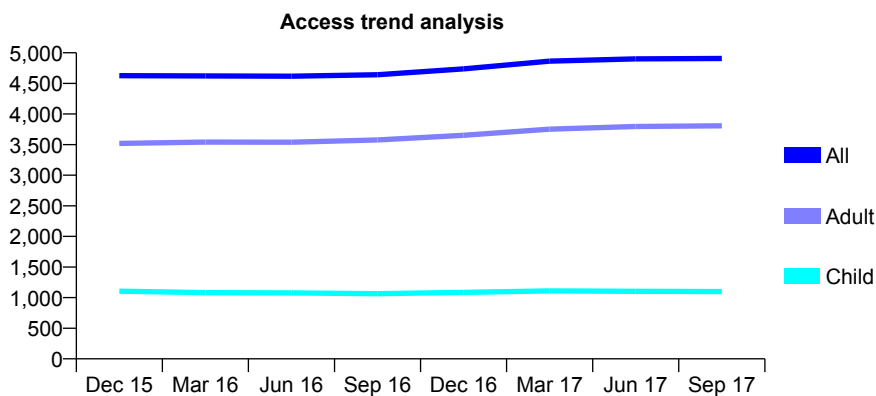
Q44 - Vital Signs At a Glance Contract Report for 813397/0001 - September 2017

Name or company name	MR MP MEREDITH
Contract type name	GDS Contract
Purpose of contract	General
Contract start date	01/04/2006
Contract end date	

17/18 Contracted general activity (UDA)	13,200
Carry forward general activity (UDA)	0
17/18 Contracted orthodontic activity (UOA)	0
Carry forward orthodontic activity (UOA)	0
Baseline contract value	£352,801.96

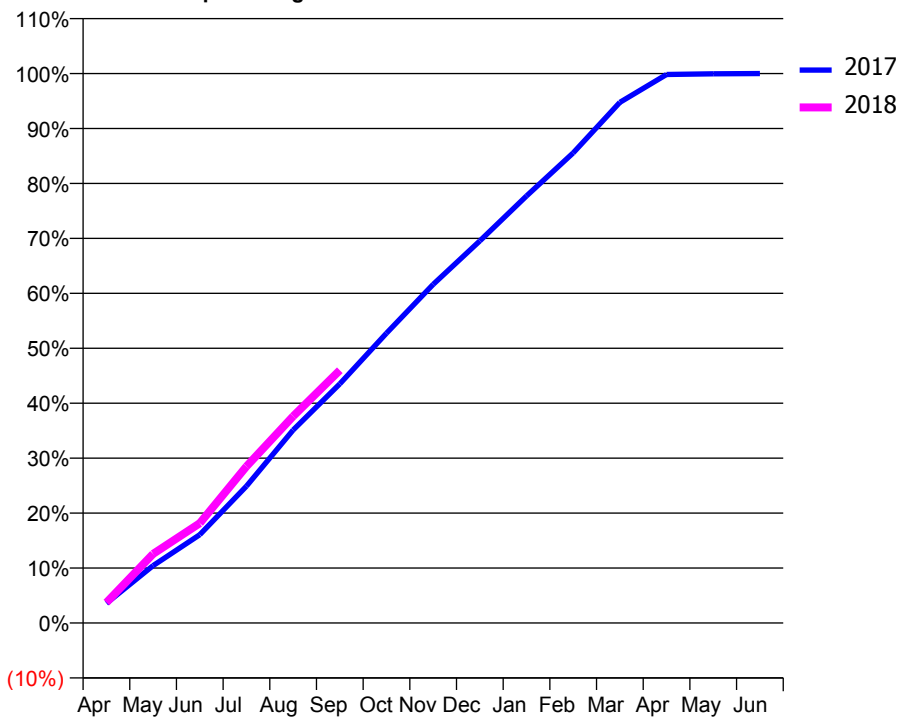
ACCESS*

Patients seen in 24 months	Total	Change since previous quarter
Quarter ending September 2016	4,641	
Quarter ending December 2016	4,738	↑
Quarter ending March 2017	4,863	↑
Quarter ending June 2017	4,900	→
Quarter ending September 2017	4,908	→
Variance since September 2016	5.8%	↑



ACTIVITY

Cumulative percentage of contracted UDA delivered 2017 & 2018



Adjusted Scheduled Activity (UDA)

Month	2017	2018
April	472	492
May	1,380	1,660
June	2,126	2,398
July	3,293	3,763
August	4,642	4,968
September	5,751	6,071
October	6,970	
November	8,145	
December	9,192	
January	10,270	
February	11,307	
March	12,524	
April	13,193	
May	13,209	
June	13,217	

QUALITY

	Quantity	Base Number	Contract	AT	Region	England
% of FP17s for the same patient ID Re-attending within 3 months - Children	107	946	11.3%	12.0%	12.8%	11.9%
% of FP17s for the same patient ID Re-attending within 3 months - Adults	524	2,849	18.4%	17.1%	16.5%	15.9%
% of FP17s for the same patient ID Re-attending between 3 & 9 months - Children	570	946	60.3%	57.6%	59.7%	58.1%
% of FP17s for the same patient ID Re-attending between 3 & 9 months - Adults	1,420	2,849	49.8%	51.1%	53.0%	50.6%
% of FP17s for Band 1 Urgent Courses	244	3,471	7.0%	9.7%	9.2%	9.1%
% of FP17s Relating to Free Repair or Replacements	61	3,471	1.8%	1.1%	1.0%	0.8%
% of FP17s Relating to Continuations	59	3,471	1.7%	1.3%	1.2%	1.1%
% of Patients satisfied with the dentistry they have received	12	12	100.0%	92.4%	91.6%	91.4%
% of Patients satisfied with the time they had to wait for an appointment	11	12	91.7%	91.5%	88.1%	87.7%

* This is based on patients treated on this contract for their most recent course of treatment. Figures in italics indicate the base number of FP17s or Patient Questionnaire responses are less than 100. N/A is shown where the base number of responses is less than 10 during the period. % is calculated as Quantity/Base number*100

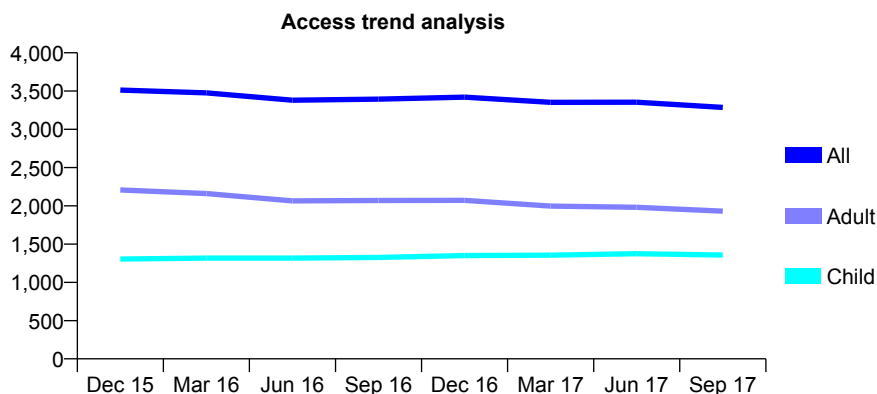
Q44 - Vital Signs At a Glance Contract Report for 813540/0001 - September 2017

Name or company name	MR PD SHERRARD
Contract type name	GDS Contract
Purpose of contract	General
Contract start date	01/04/2006
Contract end date	

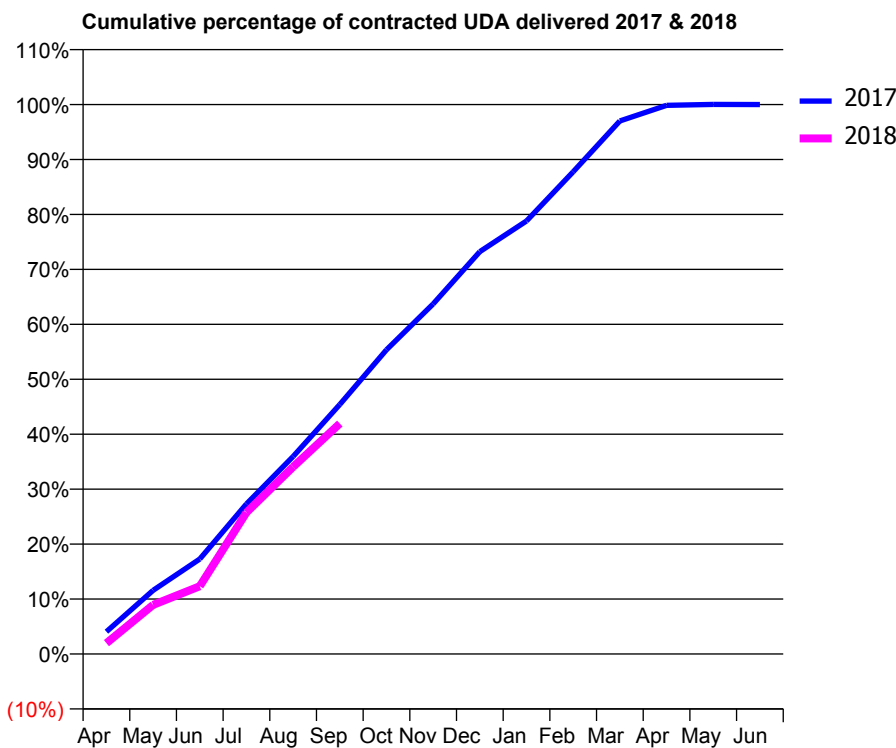
17/18 Contracted general activity (UDA)	9,000
Carry forward general activity (UDA)	0
17/18 Contracted orthodontic activity (UOA)	0
Carry forward orthodontic activity (UOA)	0
Baseline contract value	£262,918.86

ACCESS*

Patients seen in 24 months	Total	Change since previous quarter
Quarter ending September 2016	3,395	
Quarter ending December 2016	3,421	→
Quarter ending March 2017	3,352	↓
Quarter ending June 2017	3,355	→
Quarter ending September 2017	3,286	↓
Variance since September 2016	(3.2%)	↓



ACTIVITY



Month	Adjusted Scheduled Activity (UDA)	
	2017	2018
April	371	178
May	1,059	804
June	1,579	1,110
July	2,497	2,318
August	3,285	3,065
September	4,149	3,774
October	5,060	
November	5,822	
December	6,690	
January	7,201	
February	8,018	
March	8,865	
April	9,123	
May	9,138	
June	9,137	

QUALITY

	Quantity	Base Number	Contract	AT	Region	England
% of FP17s for the same patient ID Re-attending within 3 months - Children	60	845	7.1%	12.0%	12.8%	11.9%
% of FP17s for the same patient ID Re-attending within 3 months - Adults	184	1,021	18.0%	17.1%	16.5%	15.9%
% of FP17s for the same patient ID Re-attending between 3 & 9 months - Children	417	845	49.3%	57.6%	59.7%	58.1%
% of FP17s for the same patient ID Re-attending between 3 & 9 months - Adults	351	1,021	34.4%	51.1%	53.0%	50.6%
% of FP17s for Band 1 Urgent Courses	280	1,727	16.2%	9.7%	9.2%	9.1%
% of FP17s Relating to Free Repair or Replacements	3	1,727	0.2%	1.1%	1.0%	0.8%
% of FP17s Relating to Continuations	2	1,727	0.1%	1.3%	1.2%	1.1%
% of Patients satisfied with the dentistry they have received	7	8	N/A	92.4%	91.6%	91.4%
% of Patients satisfied with the time they had to wait for an appointment	7	8	N/A	91.5%	88.1%	87.7%

* This is based on patients treated on this contract for their most recent course of treatment. Figures in italics indicate the base number of FP17s or Patient Questionnaire responses are less than 100. N/A is shown where the base number of responses is less than 10 during the period. % is calculated as Quantity/Base number*100

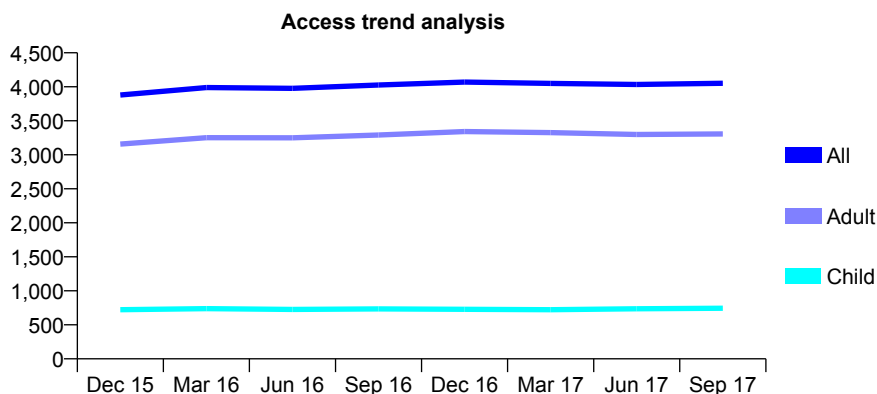
Q44 - Vital Signs At a Glance Contract Report for 815489/0001 - September 2017

Name or company name	MR JS HIBBERT
Contract type name	GDS Contract
Purpose of contract	General
Contract start date	01/04/2006
Contract end date	

17/18 Contracted general activity (UDA)	11,380
Carry forward general activity (UDA)	0
17/18 Contracted orthodontic activity (UOA)	0
Carry forward orthodontic activity (UOA)	0
Baseline contract value	£326,882.38

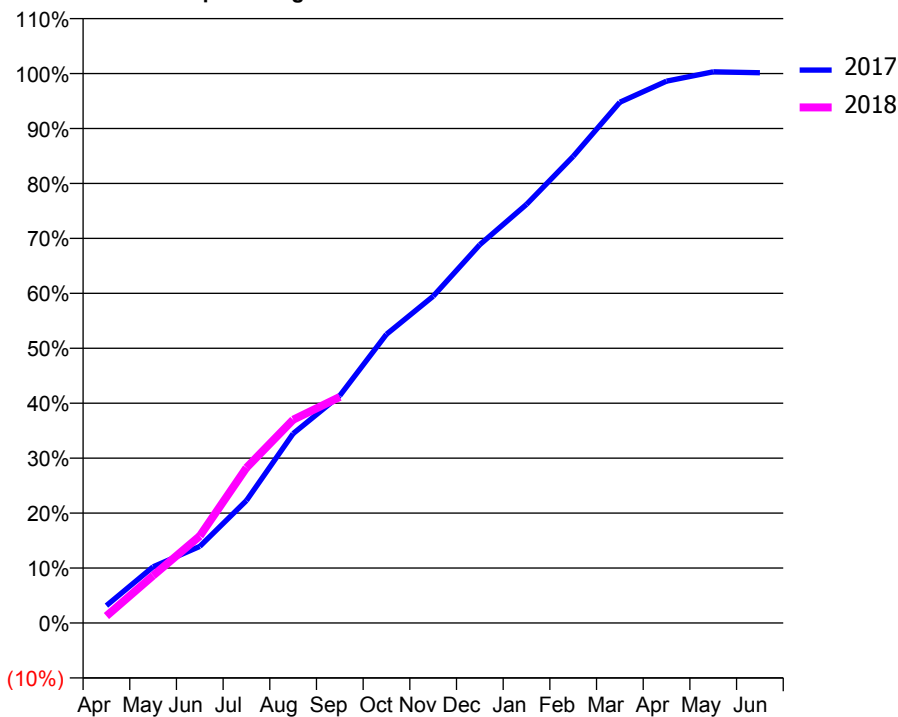
ACCESS*

Patients seen in 24 months	Total	Change since previous quarter
Quarter ending September 2016	4,027	
Quarter ending December 2016	4,070	→
Quarter ending March 2017	4,050	→
Quarter ending June 2017	4,035	→
Quarter ending September 2017	4,052	→
Variance since September 2016	0.6%	→



ACTIVITY

Cumulative percentage of contracted UDA delivered 2017 & 2018



Adjusted Scheduled Activity (UDA)

Month	2017	2018
April	368	145
May	1,188	982
June	1,617	1,803
July	2,588	3,217
August	4,002	4,211
September	4,804	4,681
October	6,101	
November	6,902	
December	7,993	
January	8,843	
February	9,858	
March	11,001	
April	11,446	
May	11,644	
June	11,623	

QUALITY

	Quantity	Base Number	Contract	AT	Region	England
% of FP17s for the same patient ID Re-attending within 3 months - Children	69	581	11.9%	12.0%	12.8%	11.9%
% of FP17s for the same patient ID Re-attending within 3 months - Adults	236	1,953	12.1%	17.1%	16.5%	15.9%
% of FP17s for the same patient ID Re-attending between 3 & 9 months - Children	321	581	55.2%	57.6%	59.7%	58.1%
% of FP17s for the same patient ID Re-attending between 3 & 9 months - Adults	788	1,953	40.3%	51.1%	53.0%	50.6%
% of FP17s for Band 1 Urgent Courses	241	2,270	10.6%	9.7%	9.2%	9.1%
% of FP17s Relating to Free Repair or Replacements	11	2,270	0.5%	1.1%	1.0%	0.8%
% of FP17s Relating to Continuations	33	2,270	1.5%	1.3%	1.2%	1.1%
% of Patients satisfied with the dentistry they have received	11	11	100.0%	92.4%	91.6%	91.4%
% of Patients satisfied with the time they had to wait for an appointment	11	11	100.0%	91.5%	88.1%	87.7%

* This is based on patients treated on this contract for their most recent course of treatment. Figures in italics indicate the base number of FP17s or Patient Questionnaire responses are less than 100. N/A is shown where the base number of responses is less than 10 during the period. % is calculated as Quantity/Base number*100

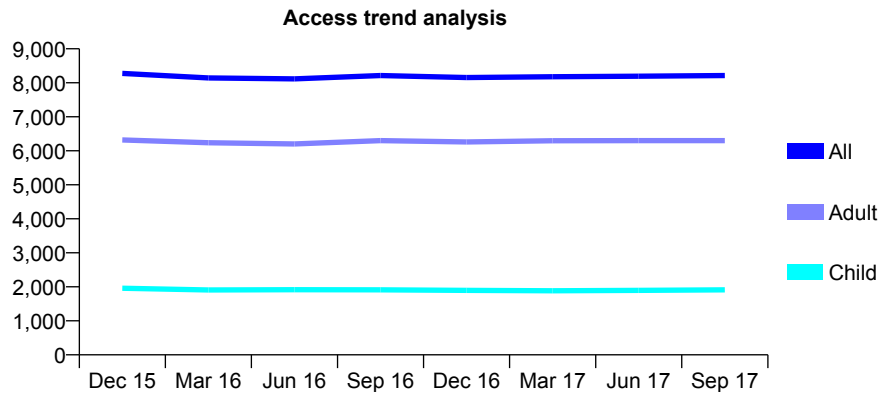
Q44 - Vital Signs At a Glance Contract Report for 826588/0001 - September 2017

Name or company name	MR MA SIMPSON
Contract type name	GDS Contract
Purpose of contract	General
Contract start date	01/04/2006
Contract end date	

17/18 Contracted general activity (UDA)	22,295
Carry forward general activity (UDA)	0
17/18 Contracted orthodontic activity (UOA)	0
Carry forward orthodontic activity (UOA)	0
Baseline contract value	£584,082.69

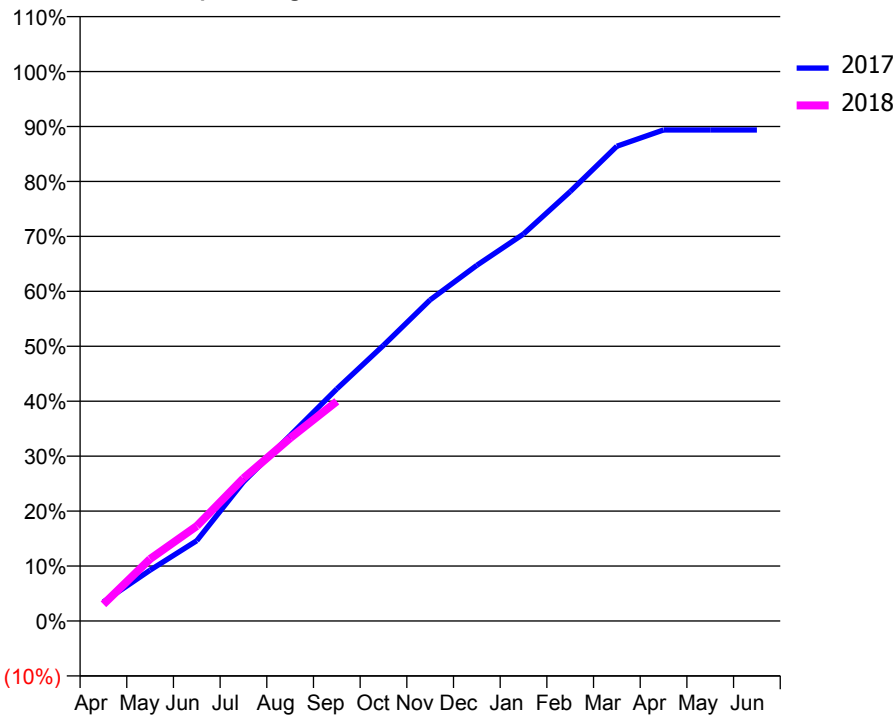
ACCESS*

Patients seen in 24 months	Total	Change since previous quarter
Quarter ending September 2016	8,212	
Quarter ending December 2016	8,156	→
Quarter ending March 2017	8,178	→
Quarter ending June 2017	8,196	→
Quarter ending September 2017	8,213	→
Variance since September 2016	0.0%	→



ACTIVITY

Cumulative percentage of contracted UDA delivered 2017 & 2018



Month	Adjusted Scheduled Activity (UDA)	
	2017	2018
April	777	681
May	2,064	2,520
June	3,259	3,857
July	5,648	5,793
August	7,526	7,419
September	9,416	8,915
October	11,188	
November	13,028	
December	14,433	
January	15,702	
February	17,424	
March	19,264	
April	19,924	
May	19,923	
June	19,924	

QUALITY

	Quantity	Base Number	Contract	AT	Region	England
% of FP17s for the same patient ID Re-attending within 3 months - Children	100	1,475	6.8%	12.0%	12.8%	11.9%
% of FP17s for the same patient ID Re-attending within 3 months - Adults	758	4,572	16.6%	17.1%	16.5%	15.9%
% of FP17s for the same patient ID Re-attending between 3 & 9 months - Children	892	1,475	60.5%	57.6%	59.7%	58.1%
% of FP17s for the same patient ID Re-attending between 3 & 9 months - Adults	2,396	4,572	52.4%	51.1%	53.0%	50.6%
% of FP17s for Band 1 Urgent Courses	983	5,646	17.4%	9.7%	9.2%	9.1%
% of FP17s Relating to Free Repair or Replacements	50	5,646	0.9%	1.1%	1.0%	0.8%
% of FP17s Relating to Continuations	53	5,646	0.9%	1.3%	1.2%	1.1%
% of Patients satisfied with the dentistry they have received	15	17	88.2%	92.4%	91.6%	91.4%
% of Patients satisfied with the time they had to wait for an appointment	14	17	82.4%	91.5%	88.1%	87.7%

* This is based on patients treated on this contract for their most recent course of treatment. Figures in italics indicate the base number of FP17s or Patient Questionnaire responses are less than 100. N/A is shown where the base number of responses is less than 10 during the period. % is calculated as Quantity/Base number*100

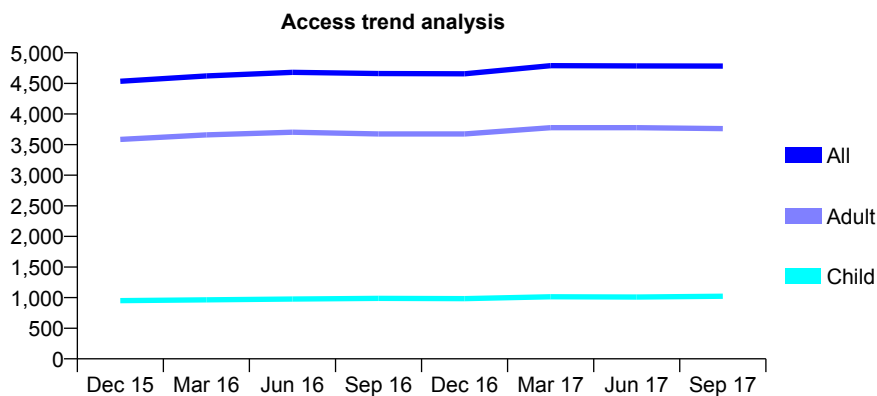
Q44 - Vital Signs At a Glance Contract Report for 826588/0002 - September 2017

Name or company name	MR MA SIMPSON
Contract type name	GDS Contract
Purpose of contract	General
Contract start date	01/07/2007
Contract end date	

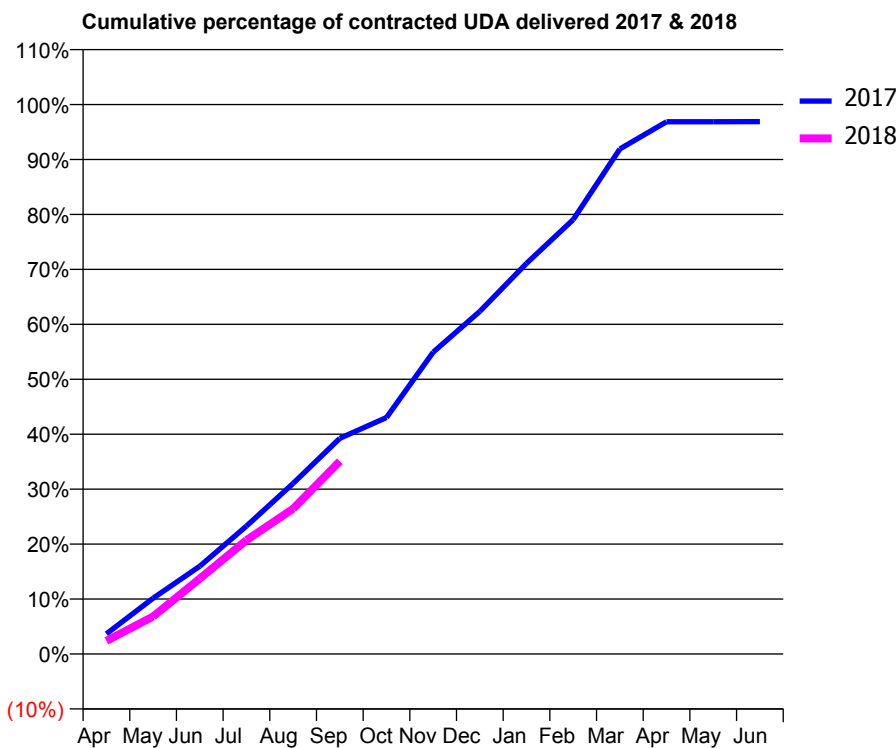
17/18 Contracted general activity (UDA)	15,392
Carry forward general activity (UDA)	0
17/18 Contracted orthodontic activity (UOA)	0
Carry forward orthodontic activity (UOA)	0
Baseline contract value	£363,310.25

ACCESS*

Patients seen in 24 months	Total	Change since previous quarter
Quarter ending September 2016	4,662	
Quarter ending December 2016	4,657	→
Quarter ending March 2017	4,790	↑
Quarter ending June 2017	4,786	→
Quarter ending September 2017	4,784	→
Variance since September 2016	2.6%	↑



ACTIVITY



Month	Adjusted Scheduled Activity (UDA)	
	2017	2018
April	567	369
May	1,564	1,051
June	2,459	2,112
July	3,584	3,189
August	4,780	4,069
September	6,042	5,398
October	6,624	
November	8,456	
December	9,599	
January	10,944	
February	12,166	
March	14,146	
April	14,907	
May	14,907	
June	14,911	

QUALITY

	Quantity	Base Number	Contract	AT	Region	England
% of FP17s for the same patient ID Re-attending within 3 months - Children	83	817	10.2%	12.0%	12.8%	11.9%
% of FP17s for the same patient ID Re-attending within 3 months - Adults	332	2,501	13.3%	17.1%	16.5%	15.9%
% of FP17s for the same patient ID Re-attending between 3 & 9 months - Children	530	817	64.9%	57.6%	59.7%	58.1%
% of FP17s for the same patient ID Re-attending between 3 & 9 months - Adults	1,569	2,501	62.7%	51.1%	53.0%	50.6%
% of FP17s for Band 1 Urgent Courses	325	2,986	10.9%	9.7%	9.2%	9.1%
% of FP17s Relating to Free Repair or Replacements	18	2,986	0.6%	1.1%	1.0%	0.8%
% of FP17s Relating to Continuations	28	2,986	0.9%	1.3%	1.2%	1.1%
% of Patients satisfied with the dentistry they have received	15	15	100.0%	92.4%	91.6%	91.4%
% of Patients satisfied with the time they had to wait for an appointment	13	15	86.7%	91.5%	88.1%	87.7%

* This is based on patients treated on this contract for their most recent course of treatment. Figures in italics indicate the base number of FP17s or Patient Questionnaire responses are less than 100. N/A is shown where the base number of responses is less than 10 during the period. % is calculated as Quantity/Base number*100

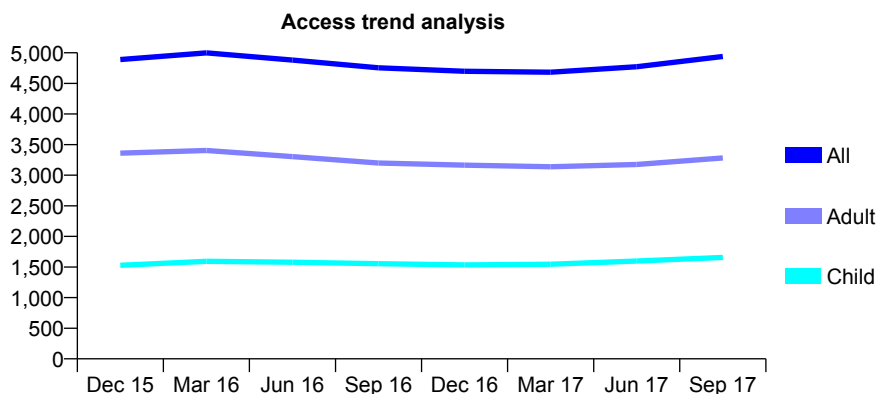
Q44 - Vital Signs At a Glance Contract Report for 840777/0001 - September 2017

Name or company name	MRS NA COPPOCK
Contract type name	GDS Contract
Purpose of contract	General
Contract start date	01/04/2006
Contract end date	

17/18 Contracted general activity (UDA)	14,752
Carry forward general activity (UDA)	0
17/18 Contracted orthodontic activity (UOA)	0
Carry forward orthodontic activity (UOA)	0
Baseline contract value	£354,155.37

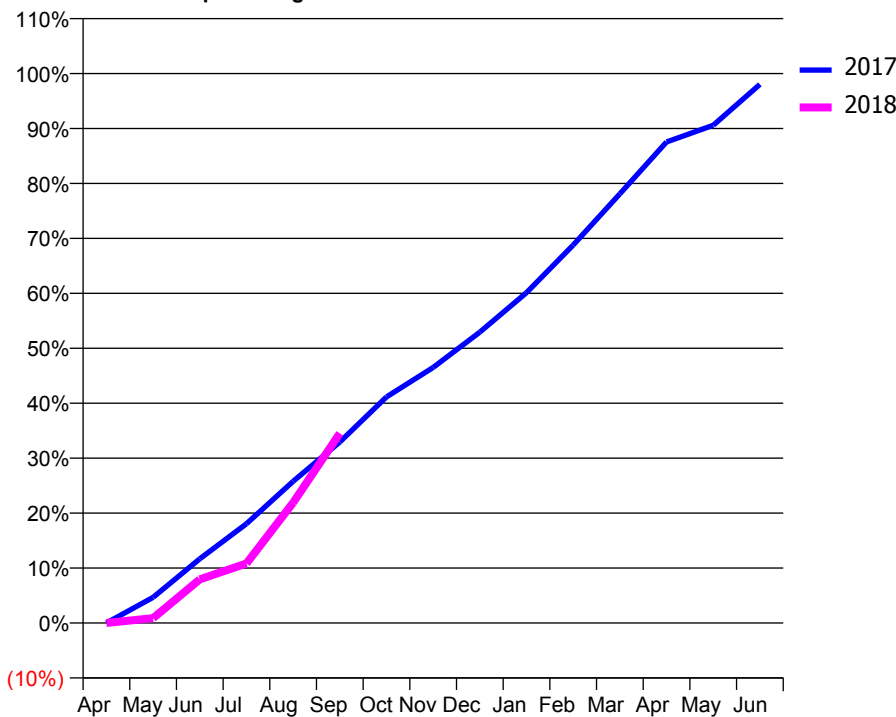
ACCESS*

Patients seen in 24 months	Total	Change since previous quarter
Quarter ending September 2016	4,755	
Quarter ending December 2016	4,699	↓
Quarter ending March 2017	4,684	→
Quarter ending June 2017	4,772	→
Quarter ending September 2017	4,940	↑
Variance since September 2016	3.9%	↑



ACTIVITY

Cumulative percentage of contracted UDA delivered 2017 & 2018



Month	Adjusted Scheduled Activity (UDA)	
	2017	2018
April	0	0
May	688	131
June	1,724	1,171
July	2,666	1,599
August	3,805	3,231
September	4,861	5,092
October	6,069	
November	6,862	
December	7,811	
January	8,870	
February	10,148	
March	11,521	
April	12,916	
May	13,360	
June	14,460	

QUALITY

	Quantity	Base Number	Contract	AT	Region	England
% of FP17s for the same patient ID Re-attending within 3 months - Children	123	1,524	8.1%	12.0%	12.8%	11.9%
% of FP17s for the same patient ID Re-attending within 3 months - Adults	461	2,719	17.0%	17.1%	16.5%	15.9%
% of FP17s for the same patient ID Re-attending between 3 & 9 months - Children	828	1,524	54.3%	57.6%	59.7%	58.1%
% of FP17s for the same patient ID Re-attending between 3 & 9 months - Adults	1,413	2,719	52.0%	51.1%	53.0%	50.6%
% of FP17s for Band 1 Urgent Courses	88	2,768	3.2%	9.7%	9.2%	9.1%
% of FP17s Relating to Free Repair or Replacements	45	2,768	1.6%	1.1%	1.0%	0.8%
% of FP17s Relating to Continuations	92	2,768	3.3%	1.3%	1.2%	1.1%
% of Patients satisfied with the dentistry they have received	5	6	N/A	92.4%	91.6%	91.4%
% of Patients satisfied with the time they had to wait for an appointment	4	6	N/A	91.5%	88.1%	87.7%

* This is based on patients treated on this contract for their most recent course of treatment. Figures in italics indicate the base number of FP17s or Patient Questionnaire responses are less than 100. N/A is shown where the base number of responses is less than 10 during the period. % is calculated as Quantity/Base number*100

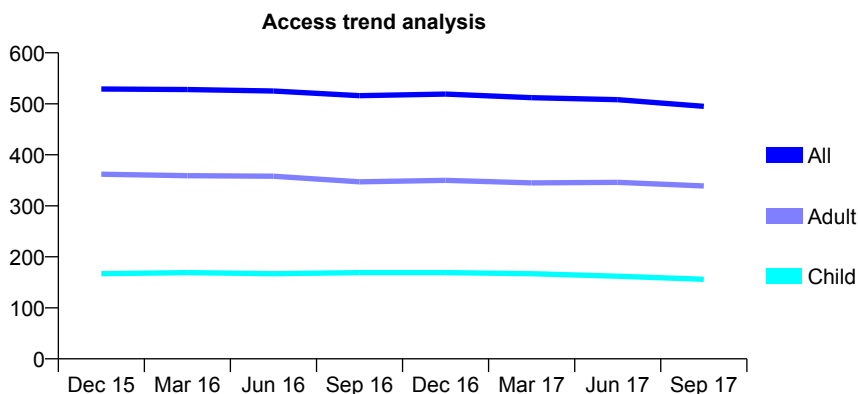
Q44 - Vital Signs At a Glance Contract Report for 843970/0001 - September 2017

Name or company name	MR DM FAGAN-DOUGLAS
Contract type name	GDS Contract
Purpose of contract	General
Contract start date	01/06/2008
Contract end date	

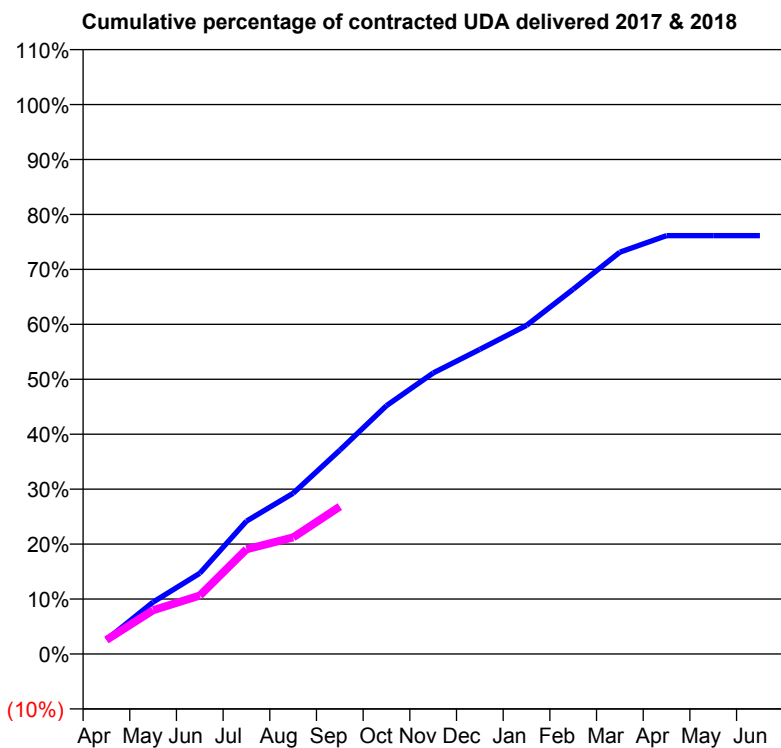
17/18 Contracted general activity (UDA)	2,352
Carry forward general activity (UDA)	0
17/18 Contracted orthodontic activity (UOA)	0
Carry forward orthodontic activity (UOA)	0
Baseline contract value	£59,553.49

ACCESS*

Patients seen in 24 months	Total	Change since previous quarter
Quarter ending September 2016	516	
Quarter ending December 2016	519	→
Quarter ending March 2017	512	↓
Quarter ending June 2017	508	→
Quarter ending September 2017	495	↓
Variance since September 2016	(4.1%)	↓



ACTIVITY



Month	Adjusted Scheduled Activity (UDA)	
	2017	2018
April	61	60
May	222	187
June	346	250
July	569	448
August	688	499
September	872	631
October	1,063	
November	1,203	
December	1,304	
January	1,407	
February	1,561	
March	1,720	
April	1,791	
May	1,791	
June	1,791	

QUALITY

	Quantity	Base Number	Contract	AT	Region	England
% of FP17s for the same patient ID Re-attending within 3 months - Children	6	116	5.2%	12.0%	12.8%	11.9%
% of FP17s for the same patient ID Re-attending within 3 months - Adults	51	256	19.9%	17.1%	16.5%	15.9%
% of FP17s for the same patient ID Re-attending between 3 & 9 months - Children	73	116	62.9%	57.6%	59.7%	58.1%
% of FP17s for the same patient ID Re-attending between 3 & 9 months - Adults	159	256	62.1%	51.1%	53.0%	50.6%
% of FP17s for Band 1 Urgent Courses	15	339	4.4%	9.7%	9.2%	9.1%
% of FP17s Relating to Free Repair or Replacements	6	339	1.8%	1.1%	1.0%	0.8%
% of FP17s Relating to Continuations	6	339	1.8%	1.3%	1.2%	1.1%
% of Patients satisfied with the dentistry they have received	1	1	N/A	92.4%	91.6%	91.4%
% of Patients satisfied with the time they had to wait for an appointment	1	1	N/A	91.5%	88.1%	87.7%

* This is based on patients treated on this contract for their most recent course of treatment. Figures in italics indicate the base number of FP17s or Patient Questionnaire responses are less than 100. N/A is shown where the base number of responses is less than 10 during the period. % is calculated as Quantity/Base number*100

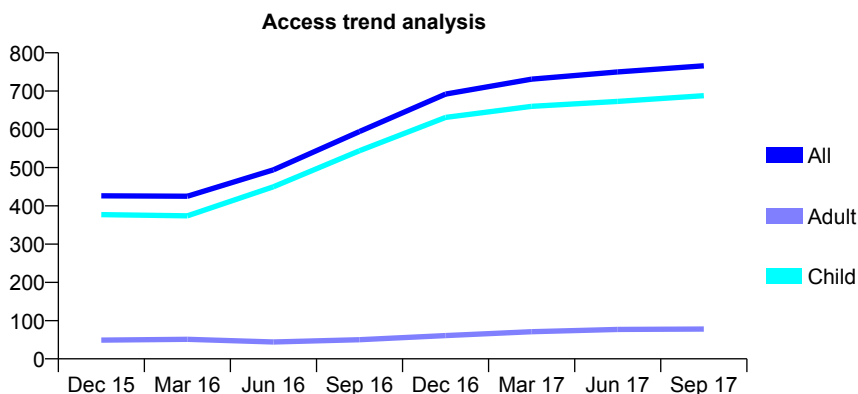
Q44 - Vital Signs At a Glance Contract Report for 859893/0001 - September 2017

Name or company name	MR CP CALDWELL
Contract type name	PDS Contract
Purpose of contract	General
Contract start date	01/04/2008
Contract end date	31/03/2020

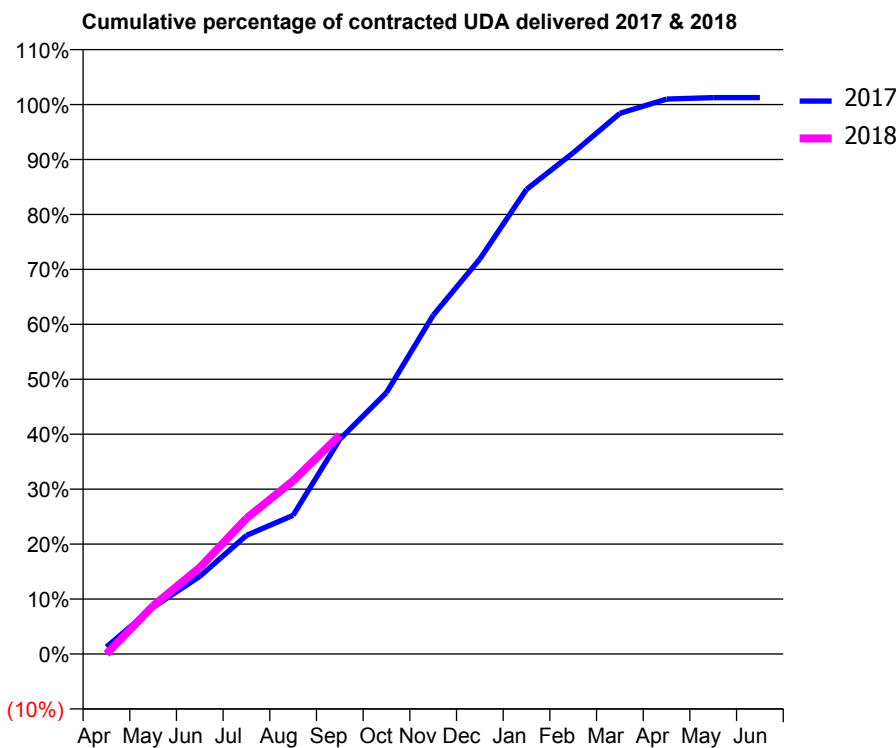
17/18 Contracted general activity (UDA)	1,480
Carry forward general activity (UDA)	0
17/18 Contracted orthodontic activity (UOA)	0
Carry forward orthodontic activity (UOA)	0
Baseline contract value	£34,936.97

ACCESS*

Patients seen in 24 months	Total	Change since previous quarter
Quarter ending September 2016	594	
Quarter ending December 2016	692	↑
Quarter ending March 2017	731	↑
Quarter ending June 2017	750	↑
Quarter ending September 2017	766	↑
Variance since September 2016	29.0%	↑



ACTIVITY



Month	Adjusted Scheduled Activity (UDA)	
	2017	2018
April	19	0
May	128	130
June	214	233
July	326	366
August	381	467
September	590	589
October	718	
November	931	
December	1,086	
January	1,277	
February	1,377	
March	1,486	
April	1,525	
May	1,529	
June	1,529	

QUALITY

	Quantity	Base Number	Contract	AT	Region	England
% of FP17s for the same patient ID Re-attending within 3 months - Children	28	462	6.1%	12.0%	12.8%	11.9%
% of FP17s for the same patient ID Re-attending within 3 months - Adults	1	24	4.2%	17.1%	16.5%	15.9%
% of FP17s for the same patient ID Re-attending between 3 & 9 months - Children	260	462	56.3%	57.6%	59.7%	58.1%
% of FP17s for the same patient ID Re-attending between 3 & 9 months - Adults	15	24	62.5%	51.1%	53.0%	50.6%
% of FP17s for Band 1 Urgent Courses	27	456	5.9%	9.7%	9.2%	9.1%
% of FP17s Relating to Free Repair or Replacements	0	456	0.0%	1.1%	1.0%	0.8%
% of FP17s Relating to Continuations	0	456	0.0%	1.3%	1.2%	1.1%
% of Patients satisfied with the dentistry they have received	0	0	N/A	92.4%	91.6%	91.4%
% of Patients satisfied with the time they had to wait for an appointment	0	0	N/A	91.5%	88.1%	87.7%

* This is based on patients treated on this contract for their most recent course of treatment. Figures in italics indicate the base number of FP17s or Patient Questionnaire responses are less than 100. N/A is shown where the base number of responses is less than 10 during the period. % is calculated as Quantity/Base number*100

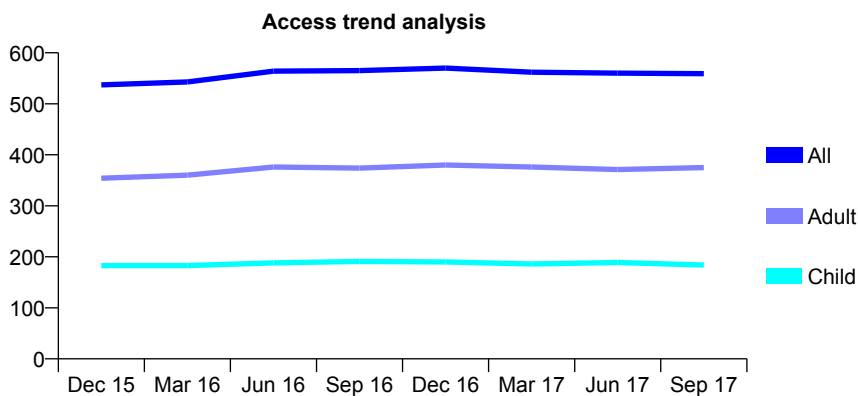
Q44 - Vital Signs At a Glance Contract Report for 861928/0001 - September 2017

Name or company name	MR PA FARRELL
Contract type name	GDS Contract
Purpose of contract	General
Contract start date	01/10/2006
Contract end date	

17/18 Contracted general activity (UDA)	1,081
Carry forward general activity (UDA)	0
17/18 Contracted orthodontic activity (UOA)	0
Carry forward orthodontic activity (UOA)	0
Baseline contract value	£29,587.56

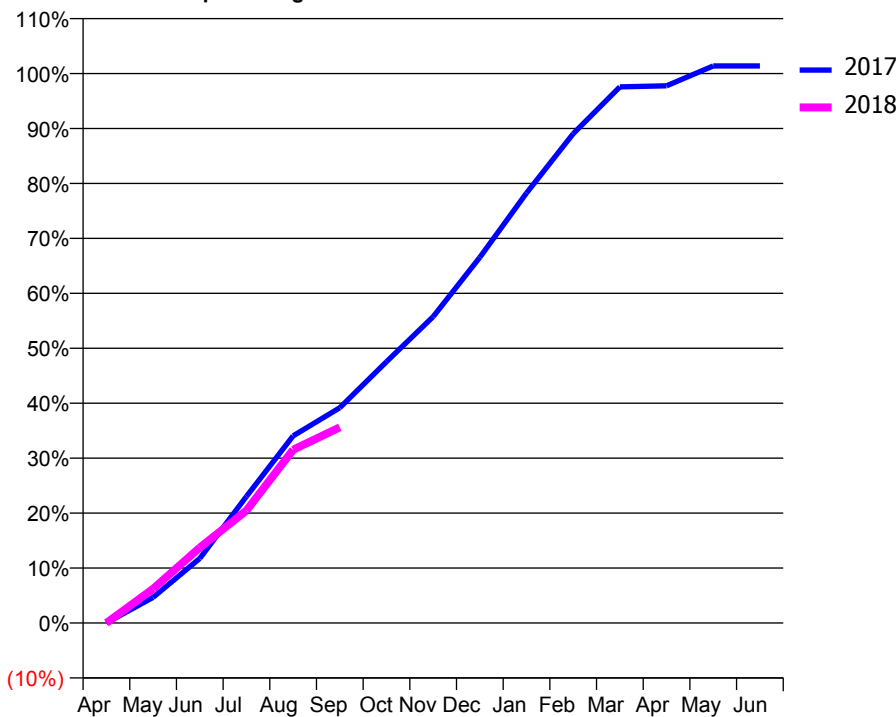
ACCESS*

Patients seen in 24 months	Total	Change since previous quarter
Quarter ending September 2016	565	
Quarter ending December 2016	570	→
Quarter ending March 2017	562	↓
Quarter ending June 2017	560	→
Quarter ending September 2017	559	→
Variance since September 2016	(1.1%)	↓



ACTIVITY

Cumulative percentage of contracted UDA delivered 2017 & 2018



Month	Adjusted Scheduled Activity (UDA)	
	2017	2018
April	0	0
May	51	67
June	130	148
July	254	221
August	376	341
September	432	385
October	524	
November	615	
December	734	
January	863	
February	982	
March	1,076	
April	1,078	
May	1,118	
June	1,118	

QUALITY

	Quantity	Base Number	Contract	AT	Region	England
% of FP17s for the same patient ID Re-attending within 3 months - Children	3	111	2.7%	12.0%	12.8%	11.9%
% of FP17s for the same patient ID Re-attending within 3 months - Adults	20	212	9.4%	17.1%	16.5%	15.9%
% of FP17s for the same patient ID Re-attending between 3 & 9 months - Children	61	111	55.0%	57.6%	59.7%	58.1%
% of FP17s for the same patient ID Re-attending between 3 & 9 months - Adults	119	212	56.1%	51.1%	53.0%	50.6%
% of FP17s for Band 1 Urgent Courses	15	290	5.2%	9.7%	9.2%	9.1%
% of FP17s Relating to Free Repair or Replacements	0	290	0.0%	1.1%	1.0%	0.8%
% of FP17s Relating to Continuations	0	290	0.0%	1.3%	1.2%	1.1%
% of Patients satisfied with the dentistry they have received	2	2	N/A	92.4%	91.6%	91.4%
% of Patients satisfied with the time they had to wait for an appointment	2	2	N/A	91.5%	88.1%	87.7%

* This is based on patients treated on this contract for their most recent course of treatment. Figures in italics indicate the base number of FP17s or Patient Questionnaire responses are less than 100. N/A is shown where the base number of responses is less than 10 during the period. % is calculated as Quantity/Base number*100

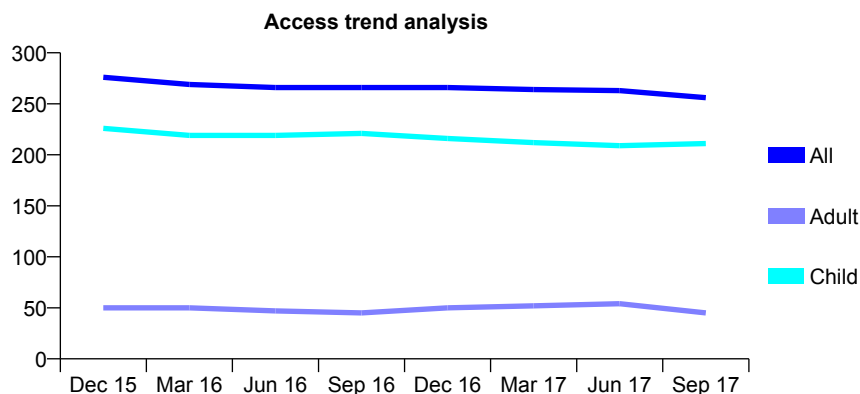
Q44 - Vital Signs At a Glance Contract Report for 906875/0001 - September 2017

Name or company name	MR NP SMITH
Contract type name	GDS Contract
Purpose of contract	General
Contract start date	01/04/2006
Contract end date	

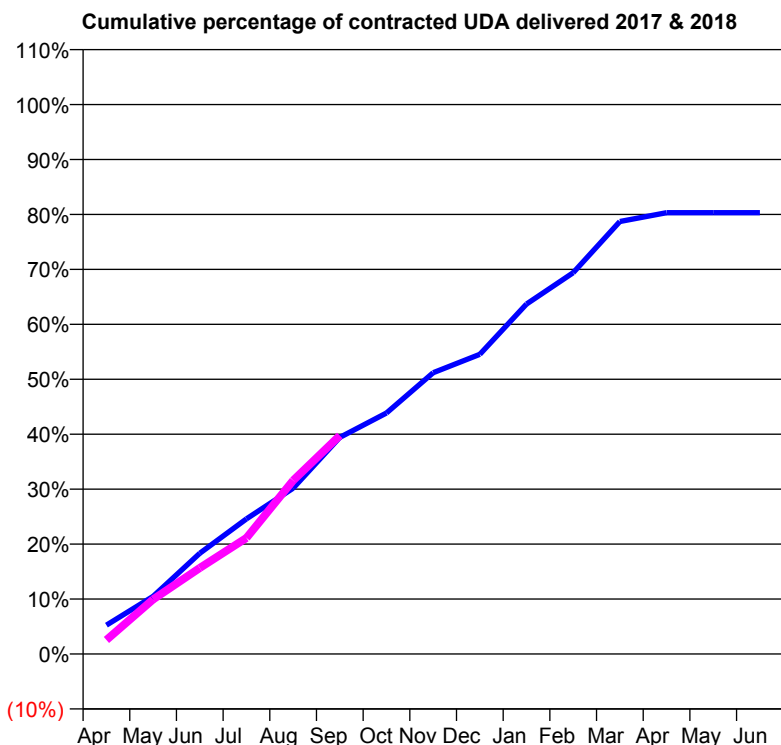
17/18 Contracted general activity (UDA)	1,100
Carry forward general activity (UDA)	0
17/18 Contracted orthodontic activity (UOA)	0
Carry forward orthodontic activity (UOA)	0
Baseline contract value	£23,608.10

ACCESS*

Patients seen in 24 months	Total	Change since previous quarter
Quarter ending September 2016	266	
Quarter ending December 2016	266	→
Quarter ending March 2017	264	→
Quarter ending June 2017	263	→
Quarter ending September 2017	256	↓
Variance since September 2016	(3.8%)	↓



ACTIVITY



Adjusted Scheduled Activity (UDA)		
Month	2017	2018
April	63	28
May	126	109
June	220	172
July	295	232
August	362	347
September	473	437
October	526	
November	614	
December	654	
January	764	
February	833	
March	945	
April	964	
May	964	
June	964	

QUALITY

	Quantity	Base Number	Contract	AT	Region	England
% of FP17s for the same patient ID Re-attending within 3 months - Children	7	190	3.7%	12.0%	12.8%	11.9%
% of FP17s for the same patient ID Re-attending within 3 months - Adults	0	15	0.0%	17.1%	16.5%	15.9%
% of FP17s for the same patient ID Re-attending between 3 & 9 months - Children	141	190	74.2%	57.6%	59.7%	58.1%
% of FP17s for the same patient ID Re-attending between 3 & 9 months - Adults	11	15	73.3%	51.1%	53.0%	50.6%
% of FP17s for Band 1 Urgent Courses	2	197	1.0%	9.7%	9.2%	9.1%
% of FP17s Relating to Free Repair or Replacements	0	197	0.0%	1.1%	1.0%	0.8%
% of FP17s Relating to Continuations	4	197	2.0%	1.3%	1.2%	1.1%
% of Patients satisfied with the dentistry they have received	0	0	N/A	92.4%	91.6%	91.4%
% of Patients satisfied with the time they had to wait for an appointment	0	0	N/A	91.5%	88.1%	87.7%

* This is based on patients treated on this contract for their most recent course of treatment. Figures in italics indicate the base number of FP17s or Patient Questionnaire responses are less than 100. N/A is shown where the base number of responses is less than 10 during the period. % is calculated as Quantity/Base number*100

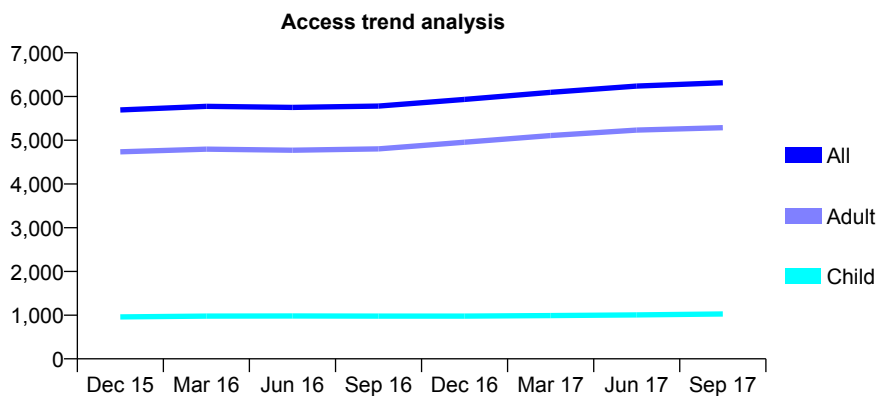
Q44 - Vital Signs At a Glance Contract Report for 912956/0001 - September 2017

Name or company name	MR MJ SOLAN
Contract type name	GDS Contract
Purpose of contract	General
Contract start date	01/04/2006
Contract end date	

17/18 Contracted general activity (UDA)	18,568
Carry forward general activity (UDA)	614
17/18 Contracted orthodontic activity (UOA)	0
Carry forward orthodontic activity (UOA)	0
Baseline contract value	£508,455.83

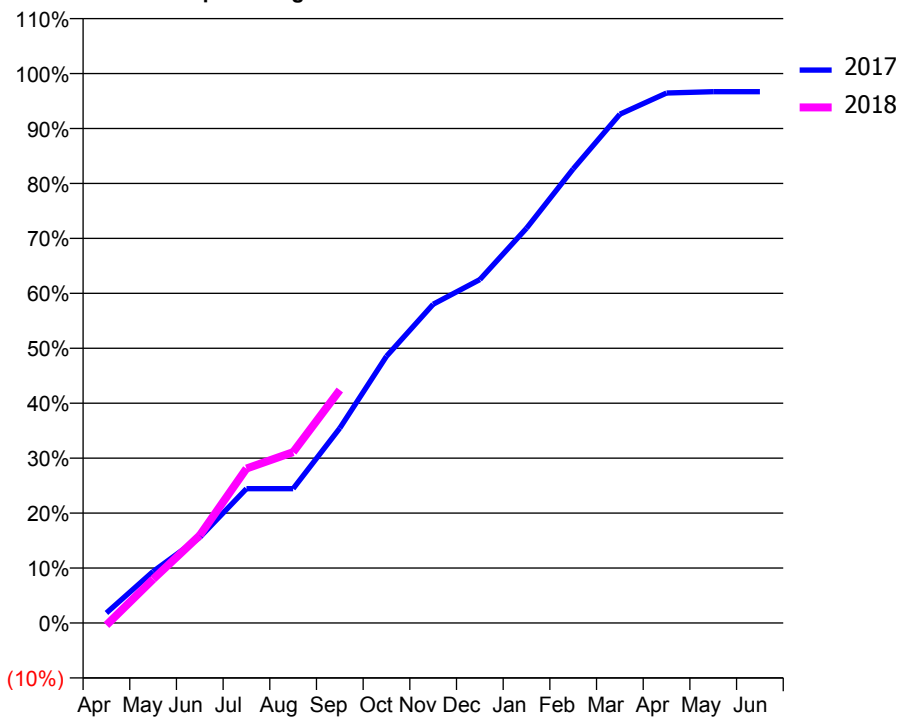
ACCESS*

Patients seen in 24 months	Total	Change since previous quarter
Quarter ending September 2016	5,780	
Quarter ending December 2016	5,933	↑
Quarter ending March 2017	6,097	↑
Quarter ending June 2017	6,238	↑
Quarter ending September 2017	6,315	→
Variance since September 2016	9.3%	↑



ACTIVITY

Cumulative percentage of contracted UDA delivered 2017 & 2018



Adjusted Scheduled Activity (UDA)		
Month	2017	2018
April	339	-73
May	1,740	1,482
June	2,896	2,961
July	4,539	5,219
August	4,539	5,772
September	6,585	7,872
October	9,015	
November	10,772	
December	11,605	
January	13,340	
February	15,347	
March	17,193	
April	17,907	
May	17,955	
June	17,954	

QUALITY

	Quantity	Base Number	Contract	AT	Region	England
% of FP17s for the same patient ID Re-attending within 3 months - Children	42	753	5.6%	12.0%	12.8%	11.9%
% of FP17s for the same patient ID Re-attending within 3 months - Adults	450	3,597	12.5%	17.1%	16.5%	15.9%
% of FP17s for the same patient ID Re-attending between 3 & 9 months - Children	396	753	52.6%	57.6%	59.7%	58.1%
% of FP17s for the same patient ID Re-attending between 3 & 9 months - Adults	1,913	3,597	53.2%	51.1%	53.0%	50.6%
% of FP17s for Band 1 Urgent Courses	178	4,040	4.4%	9.7%	9.2%	9.1%
% of FP17s Relating to Free Repair or Replacements	96	4,040	2.4%	1.1%	1.0%	0.8%
% of FP17s Relating to Continuations	41	4,040	1.0%	1.3%	1.2%	1.1%
% of Patients satisfied with the dentistry they have received	15	16	93.8%	92.4%	91.6%	91.4%
% of Patients satisfied with the time they had to wait for an appointment	15	16	93.8%	91.5%	88.1%	87.7%

* This is based on patients treated on this contract for their most recent course of treatment. Figures in italics indicate the base number of FP17s or Patient Questionnaire responses are less than 100. N/A is shown where the base number of responses is less than 10 during the period. % is calculated as Quantity/Base number*100

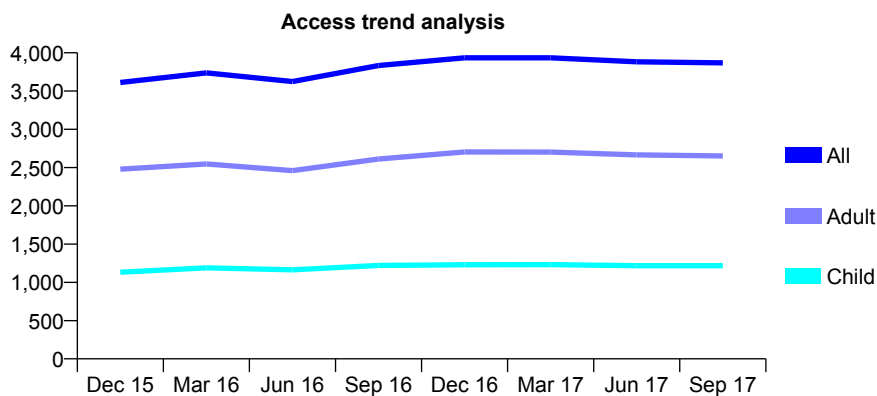
Q44 - Vital Signs At a Glance Contract Report for 914215/0001 - September 2017

Name or company name	MISS AM O'HARE
Contract type name	GDS Contract
Purpose of contract	General
Contract start date	01/04/2006
Contract end date	

17/18 Contracted general activity (UDA)	9,700
Carry forward general activity (UDA)	0
17/18 Contracted orthodontic activity (UOA)	0
Carry forward orthodontic activity (UOA)	0
Baseline contract value	£301,186.96

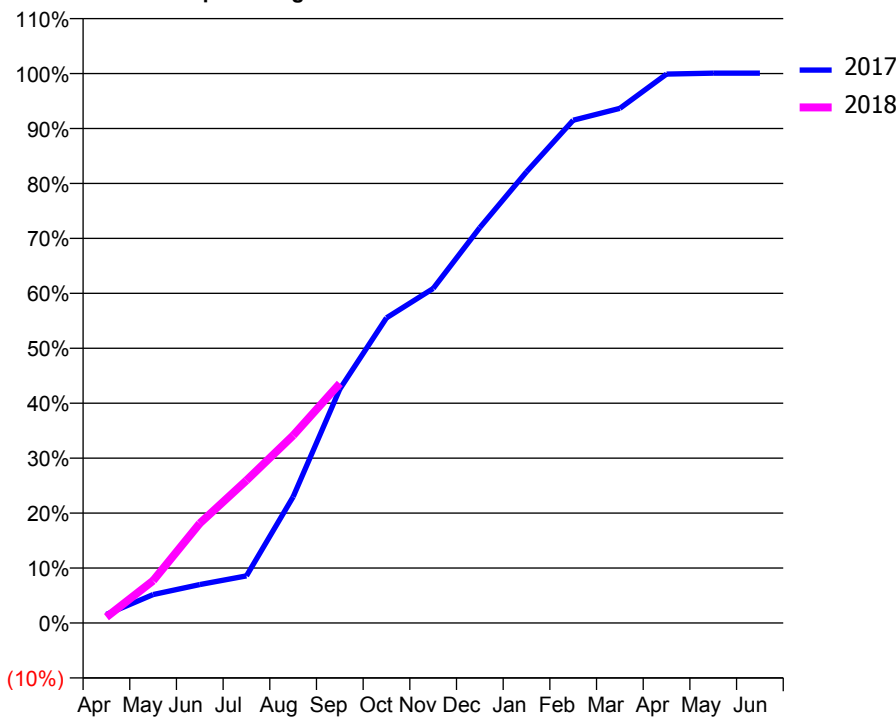
ACCESS*

Patients seen in 24 months	Total	Change since previous quarter
Quarter ending September 2016	3,833	
Quarter ending December 2016	3,934	↑
Quarter ending March 2017	3,934	→
Quarter ending June 2017	3,883	↓
Quarter ending September 2017	3,868	→
Variance since September 2016	0.9%	→



ACTIVITY

Cumulative percentage of contracted UDA delivered 2017 & 2018



Month	Adjusted Scheduled Activity (UDA)	
	2017	2018
April	154	106
May	512	747
June	693	1,761
July	849	2,518
August	2,273	3,312
September	4,213	4,228
October	5,496	
November	6,024	
December	7,121	
January	8,125	
February	9,052	
March	9,266	
April	9,884	
May	9,900	
June	9,901	

QUALITY

	Quantity	Base Number	Contract	AT	Region	England
% of FP17s for the same patient ID Re-attending within 3 months - Children	44	790	5.6%	12.0%	12.8%	11.9%
% of FP17s for the same patient ID Re-attending within 3 months - Adults	120	1,374	8.7%	17.1%	16.5%	15.9%
% of FP17s for the same patient ID Re-attending between 3 & 9 months - Children	363	790	45.9%	57.6%	59.7%	58.1%
% of FP17s for the same patient ID Re-attending between 3 & 9 months - Adults	546	1,374	39.7%	51.1%	53.0%	50.6%
% of FP17s for Band 1 Urgent Courses	172	1,898	9.1%	9.7%	9.2%	9.1%
% of FP17s Relating to Free Repair or Replacements	4	1,898	0.2%	1.1%	1.0%	0.8%
% of FP17s Relating to Continuations	10	1,898	0.5%	1.3%	1.2%	1.1%
% of Patients satisfied with the dentistry they have received	17	17	100.0%	92.4%	91.6%	91.4%
% of Patients satisfied with the time they had to wait for an appointment	15	17	88.2%	91.5%	88.1%	87.7%

* This is based on patients treated on this contract for their most recent course of treatment. Figures in italics indicate the base number of FP17s or Patient Questionnaire responses are less than 100. N/A is shown where the base number of responses is less than 10 during the period. % is calculated as Quantity/Base number*100

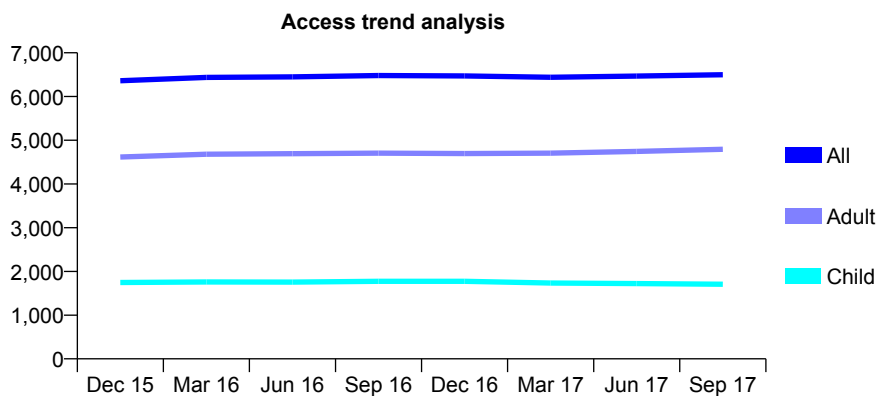
Q44 - Vital Signs At a Glance Contract Report for 914479/0001 - September 2017

Name or company name	MR JP MIMNAGH
Contract type name	GDS Contract
Purpose of contract	General
Contract start date	01/04/2006
Contract end date	

17/18 Contracted general activity (UDA)	16,750
Carry forward general activity (UDA)	0
17/18 Contracted orthodontic activity (UOA)	0
Carry forward orthodontic activity (UOA)	0
Baseline contract value	£502,776.40

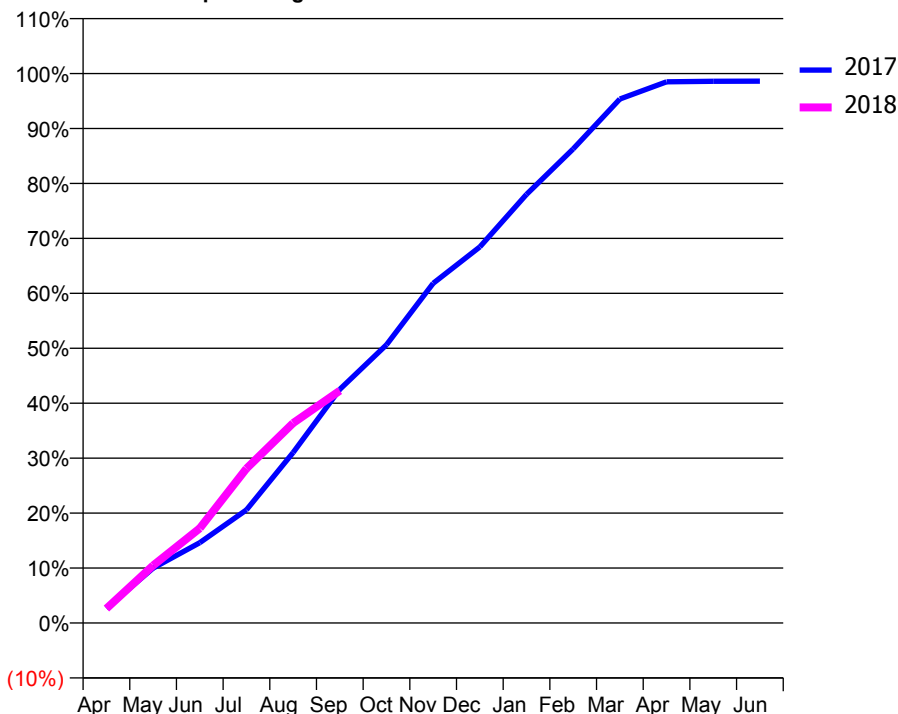
ACCESS*

Patients seen in 24 months	Total	Change since previous quarter
Quarter ending September 2016	6,479	
Quarter ending December 2016	6,472	→
Quarter ending March 2017	6,439	→
Quarter ending June 2017	6,468	→
Quarter ending September 2017	6,499	→
Variance since September 2016	0.3%	→



ACTIVITY

Cumulative percentage of contracted UDA delivered 2017 & 2018



Adjusted Scheduled Activity (UDA)		
Month	2017	2018
April	450	442
May	1,673	1,753
June	2,450	2,888
July	3,450	4,707
August	5,198	6,093
September	7,121	7,085
October	8,483	
November	10,356	
December	11,465	
January	13,068	
February	14,454	
March	15,972	
April	16,498	
May	16,511	
June	16,518	

QUALITY

	Quantity	Base Number	Contract	AT	Region	England
% of FP17s for the same patient ID Re-attending within 3 months - Children	63	982	6.4%	12.0%	12.8%	11.9%
% of FP17s for the same patient ID Re-attending within 3 months - Adults	388	2,552	15.2%	17.1%	16.5%	15.9%
% of FP17s for the same patient ID Re-attending between 3 & 9 months - Children	428	982	43.6%	57.6%	59.7%	58.1%
% of FP17s for the same patient ID Re-attending between 3 & 9 months - Adults	986	2,552	38.6%	51.1%	53.0%	50.6%
% of FP17s for Band 1 Urgent Courses	358	2,961	12.1%	9.7%	9.2%	9.1%
% of FP17s Relating to Free Repair or Replacements	49	2,961	1.7%	1.1%	1.0%	0.8%
% of FP17s Relating to Continuations	61	2,961	2.1%	1.3%	1.2%	1.1%
% of Patients satisfied with the dentistry they have received	21	23	91.3%	92.4%	91.6%	91.4%
% of Patients satisfied with the time they had to wait for an appointment	20	23	87.0%	91.5%	88.1%	87.7%

* This is based on patients treated on this contract for their most recent course of treatment. Figures in italics indicate the base number of FP17s or Patient Questionnaire responses are less than 100. N/A is shown where the base number of responses is less than 10 during the period. % is calculated as Quantity/Base number*100

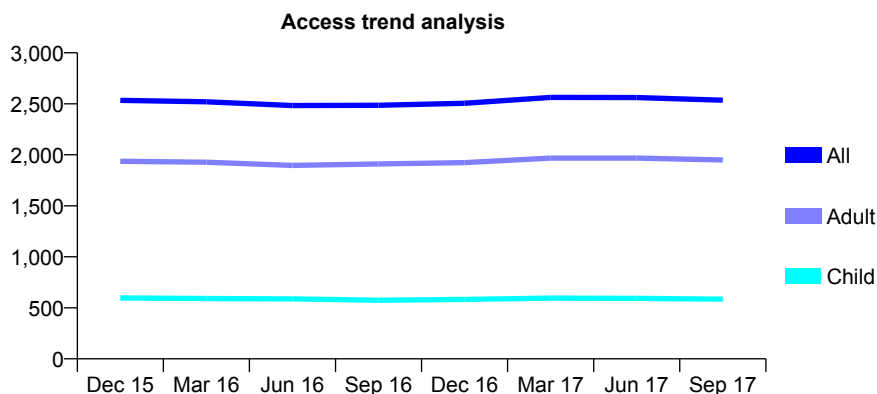
Q44 - Vital Signs At a Glance Contract Report for 927511/0001 - September 2017

Name or company name	MISS AS DEVINE
Contract type name	GDS Contract
Purpose of contract	General
Contract start date	01/04/2006
Contract end date	

17/18 Contracted general activity (UDA)	7,500
Carry forward general activity (UDA)	252
17/18 Contracted orthodontic activity (UOA)	0
Carry forward orthodontic activity (UOA)	0
Baseline contract value	£204,197.94

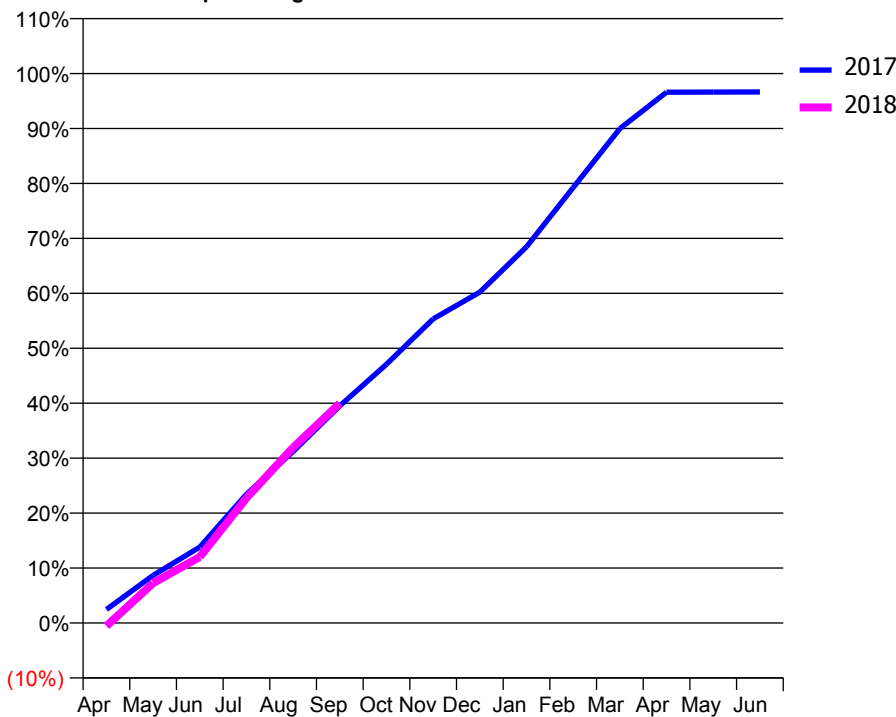
ACCESS*

Patients seen in 24 months	Total	Change since previous quarter
Quarter ending September 2016	2,485	
Quarter ending December 2016	2,505	→
Quarter ending March 2017	2,563	↑
Quarter ending June 2017	2,561	→
Quarter ending September 2017	2,535	↓
Variance since September 2016	2.0%	↑



ACTIVITY

Cumulative percentage of contracted UDA delivered 2017 & 2018



Adjusted Scheduled Activity (UDA)

Month	2017	2018
April	185	-43
May	650	546
June	1,036	902
July	1,758	1,707
August	2,341	2,396
September	2,963	2,999
October	3,532	
November	4,151	
December	4,516	
January	5,135	
February	5,943	
March	6,747	
April	7,245	
May	7,246	
June	7,248	

QUALITY

	Quantity	Base Number	Contract	AT	Region	England
% of FP17s for the same patient ID Re-attending within 3 months - Children	38	475	8.0%	12.0%	12.8%	11.9%
% of FP17s for the same patient ID Re-attending within 3 months - Adults	378	1,768	21.4%	17.1%	16.5%	15.9%
% of FP17s for the same patient ID Re-attending between 3 & 9 months - Children	309	475	65.1%	57.6%	59.7%	58.1%
% of FP17s for the same patient ID Re-attending between 3 & 9 months - Adults	954	1,768	54.0%	51.1%	53.0%	50.6%
% of FP17s for Band 1 Urgent Courses	54	1,998	2.7%	9.7%	9.2%	9.1%
% of FP17s Relating to Free Repair or Replacements	20	1,998	1.0%	1.1%	1.0%	0.8%
% of FP17s Relating to Continuations	16	1,998	0.8%	1.3%	1.2%	1.1%
% of Patients satisfied with the dentistry they have received	10	10	100.0%	92.4%	91.6%	91.4%
% of Patients satisfied with the time they had to wait for an appointment	10	10	100.0%	91.5%	88.1%	87.7%

* This is based on patients treated on this contract for their most recent course of treatment. Figures in italics indicate the base number of FP17s or Patient Questionnaire responses are less than 100. N/A is shown where the base number of responses is less than 10 during the period. % is calculated as Quantity/Base number*100

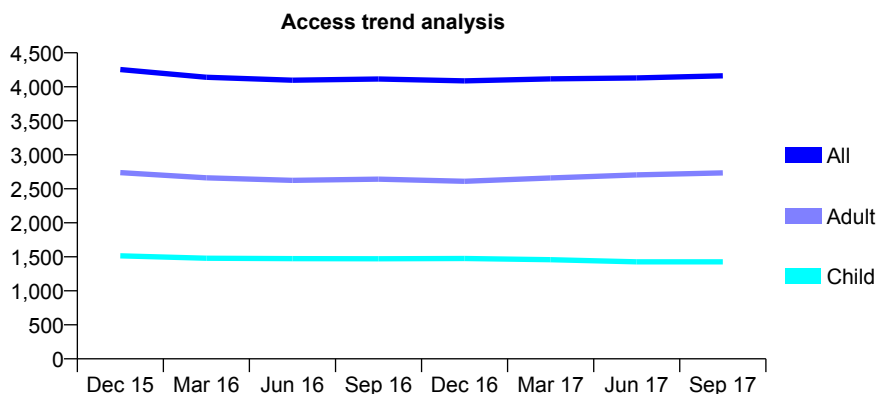
Q44 - Vital Signs At a Glance Contract Report for 931160/0001 - September 2017

Name or company name	MISS EJ MARSDEN
Contract type name	GDS Contract
Purpose of contract	General
Contract start date	01/04/2006
Contract end date	

17/18 Contracted general activity (UDA)	8,915
Carry forward general activity (UDA)	345
17/18 Contracted orthodontic activity (UOA)	0
Carry forward orthodontic activity (UOA)	0
Baseline contract value	£218,651.04

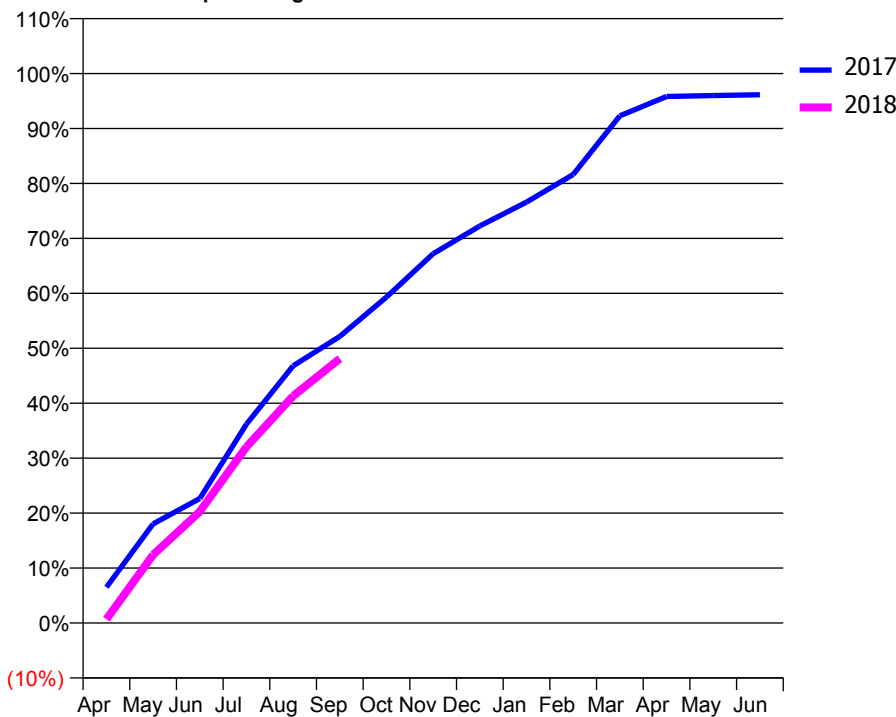
ACCESS*

Patients seen in 24 months	Total	Change since previous quarter
Quarter ending September 2016	4,115	
Quarter ending December 2016	4,087	→
Quarter ending March 2017	4,117	→
Quarter ending June 2017	4,131	→
Quarter ending September 2017	4,161	→
Variance since September 2016	1.1%	→



ACTIVITY

Cumulative percentage of contracted UDA delivered 2017 & 2018



Adjusted Scheduled Activity (UDA)

Month	2017	2018
April	580	61
May	1,609	1,107
June	2,019	1,808
July	3,226	2,858
August	4,172	3,684
September	4,650	4,290
October	5,289	
November	5,991	
December	6,441	
January	6,829	
February	7,276	
March	8,228	
April	8,543	
May	8,558	
June	8,570	

QUALITY

	Quantity	Base Number	Contract	AT	Region	England
% of FP17s for the same patient ID Re-attending within 3 months - Children	79	1,128	7.0%	12.0%	12.8%	11.9%
% of FP17s for the same patient ID Re-attending within 3 months - Adults	261	2,012	13.0%	17.1%	16.5%	15.9%
% of FP17s for the same patient ID Re-attending between 3 & 9 months - Children	699	1,128	62.0%	57.6%	59.7%	58.1%
% of FP17s for the same patient ID Re-attending between 3 & 9 months - Adults	500	2,012	24.9%	51.1%	53.0%	50.6%
% of FP17s for Band 1 Urgent Courses	183	2,972	6.2%	9.7%	9.2%	9.1%
% of FP17s Relating to Free Repair or Replacements	4	2,972	0.1%	1.1%	1.0%	0.8%
% of FP17s Relating to Continuations	84	2,972	2.8%	1.3%	1.2%	1.1%
% of Patients satisfied with the dentistry they have received	11	11	100.0%	92.4%	91.6%	91.4%
% of Patients satisfied with the time they had to wait for an appointment	8	11	72.7%	91.5%	88.1%	87.7%

* This is based on patients treated on this contract for their most recent course of treatment. Figures in italics indicate the base number of FP17s or Patient Questionnaire responses are less than 100. N/A is shown where the base number of responses is less than 10 during the period. % is calculated as Quantity/Base number*100

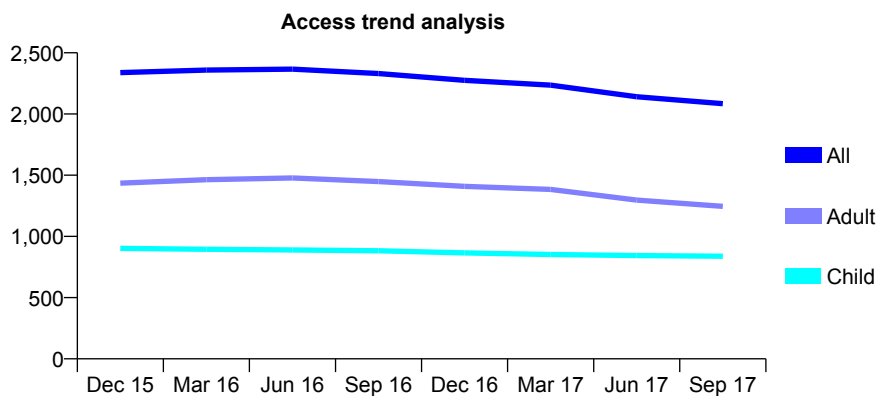
Q44 - Vital Signs At a Glance Contract Report for 933708/0001 - September 2017

Name or company name	MR JW BAX
Contract type name	GDS Contract
Purpose of contract	General
Contract start date	01/04/2006
Contract end date	

17/18 Contracted general activity (UDA)	7,340
Carry forward general activity (UDA)	0
17/18 Contracted orthodontic activity (UOA)	0
Carry forward orthodontic activity (UOA)	0
Baseline contract value	£175,040.43

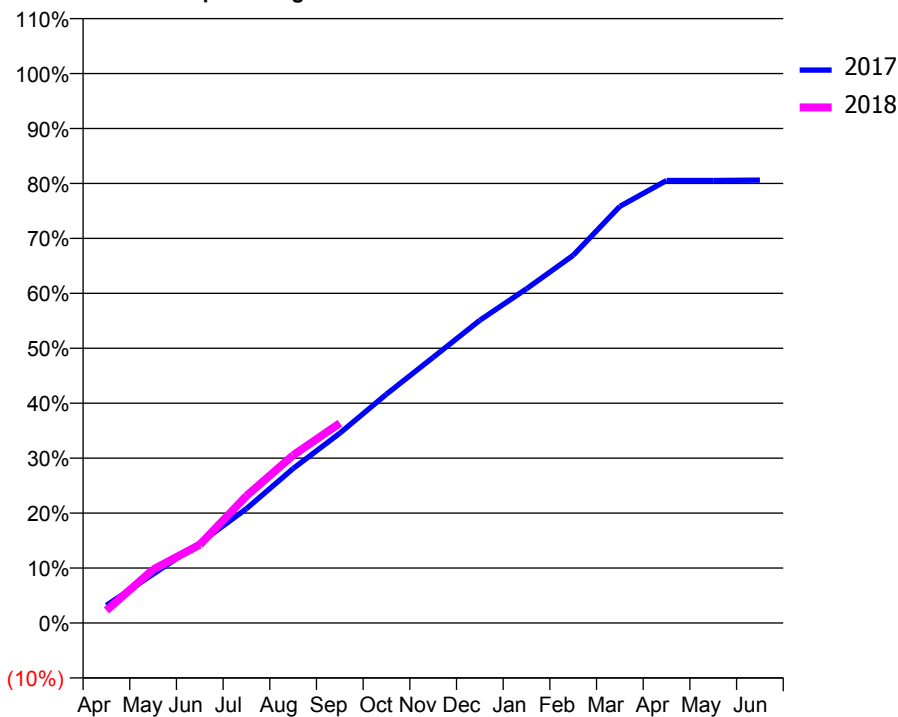
ACCESS*

Patients seen in 24 months	Total	Change since previous quarter
Quarter ending September 2016	2,331	
Quarter ending December 2016	2,275	↓
Quarter ending March 2017	2,236	↓
Quarter ending June 2017	2,141	↓
Quarter ending September 2017	2,084	↓
Variance since September 2016	(10.6%)	↓



ACTIVITY

Cumulative percentage of contracted UDA delivered 2017 & 2018



Month	Adjusted Scheduled Activity (UDA)	
	2017	2018
April	235	169
May	653	714
June	1,067	1,046
July	1,528	1,698
August	2,064	2,242
September	2,536	2,668
October	3,057	
November	3,549	
December	4,044	
January	4,465	
February	4,912	
March	5,566	
April	5,910	
May	5,911	
June	5,916	

QUALITY

	Quantity	Base Number	Contract	AT	Region	England
% of FP17s for the same patient ID Re-attending within 3 months - Children	119	787	15.1%	12.0%	12.8%	11.9%
% of FP17s for the same patient ID Re-attending within 3 months - Adults	178	1,001	17.8%	17.1%	16.5%	15.9%
% of FP17s for the same patient ID Re-attending between 3 & 9 months - Children	508	787	64.5%	57.6%	59.7%	58.1%
% of FP17s for the same patient ID Re-attending between 3 & 9 months - Adults	660	1,001	65.9%	51.1%	53.0%	50.6%
% of FP17s for Band 1 Urgent Courses	122	1,624	7.5%	9.7%	9.2%	9.1%
% of FP17s Relating to Free Repair or Replacements	18	1,624	1.1%	1.1%	1.0%	0.8%
% of FP17s Relating to Continuations	7	1,624	0.4%	1.3%	1.2%	1.1%
% of Patients satisfied with the dentistry they have received	6	8	N/A	92.4%	91.6%	91.4%
% of Patients satisfied with the time they had to wait for an appointment	7	8	N/A	91.5%	88.1%	87.7%

* This is based on patients treated on this contract for their most recent course of treatment. Figures in italics indicate the base number of FP17s or Patient Questionnaire responses are less than 100. N/A is shown where the base number of responses is less than 10 during the period. % is calculated as Quantity/Base number*100

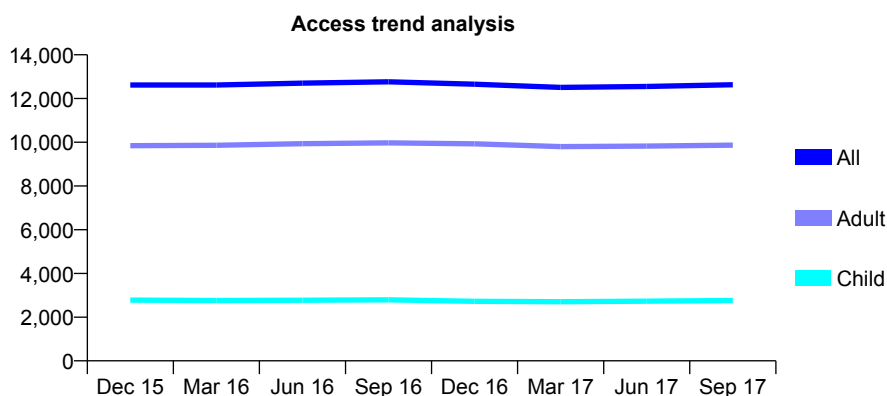
Q44 - Vital Signs At a Glance Contract Report for 935360/0001 - September 2017

Name or company name	Sutton Dental Practice
Contract type name	GDS Contract
Purpose of contract	General
Contract start date	01/04/2006
Contract end date	

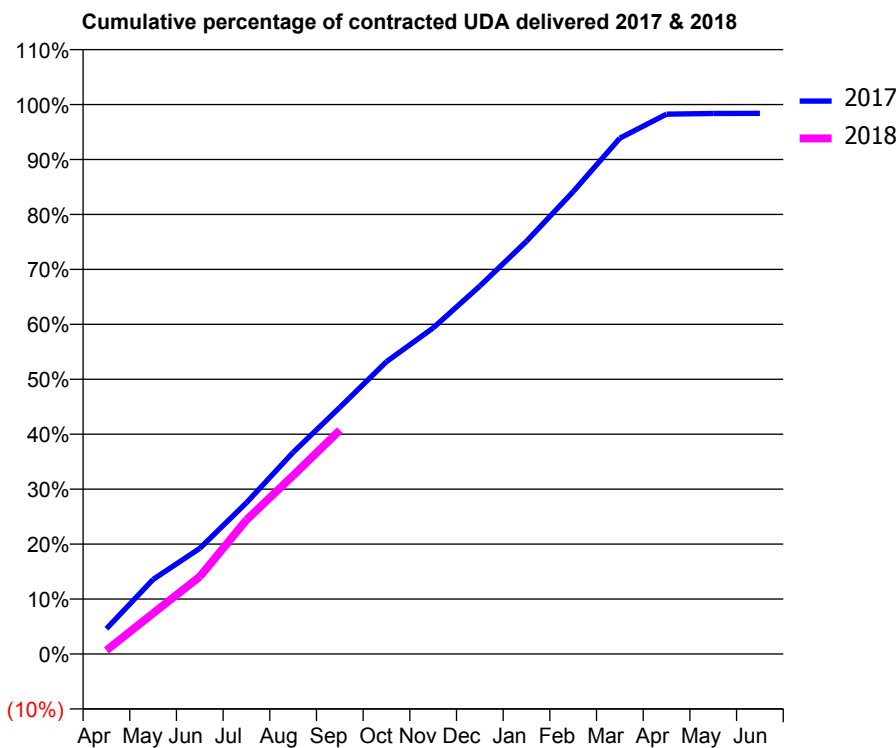
17/18 Contracted general activity (UDA)	40,588
Carry forward general activity (UDA)	657
17/18 Contracted orthodontic activity (UOA)	0
Carry forward orthodontic activity (UOA)	0
Baseline contract value	£1,207,165.09

ACCESS*

Patients seen in 24 months	Total	Change since previous quarter
Quarter ending September 2016	12,764	
Quarter ending December 2016	12,655	→
Quarter ending March 2017	12,507	↓
Quarter ending June 2017	12,550	→
Quarter ending September 2017	12,630	→
Variance since September 2016	(1.0%)	↓



ACTIVITY



Month	Adjusted Scheduled Activity (UDA)	
	2017	2018
April	1,863	267
May	5,514	3,006
June	7,803	5,720
July	11,170	9,903
August	14,900	13,186
September	18,213	16,529
October	21,598	
November	24,082	
December	27,177	
January	30,490	
February	34,151	
March	38,102	
April	39,874	
May	39,924	
June	39,931	

QUALITY

	Quantity	Base Number	Contract	AT	Region	England
% of FP17s for the same patient ID Re-attending within 3 months - Children	185	2,261	8.2%	12.0%	12.8%	11.9%
% of FP17s for the same patient ID Re-attending within 3 months - Adults	1,010	7,704	13.1%	17.1%	16.5%	15.9%
% of FP17s for the same patient ID Re-attending between 3 & 9 months - Children	1,400	2,261	61.9%	57.6%	59.7%	58.1%
% of FP17s for the same patient ID Re-attending between 3 & 9 months - Adults	4,936	7,704	64.1%	51.1%	53.0%	50.6%
% of FP17s for Band 1 Urgent Courses	932	9,103	10.2%	9.7%	9.2%	9.1%
% of FP17s Relating to Free Repair or Replacements	59	9,103	0.6%	1.1%	1.0%	0.8%
% of FP17s Relating to Continuations	138	9,103	1.5%	1.3%	1.2%	1.1%
% of Patients satisfied with the dentistry they have received	24	26	92.3%	92.4%	91.6%	91.4%
% of Patients satisfied with the time they had to wait for an appointment	26	26	100.0%	91.5%	88.1%	87.7%

* This is based on patients treated on this contract for their most recent course of treatment. Figures in italics indicate the base number of FP17s or Patient Questionnaire responses are less than 100. N/A is shown where the base number of responses is less than 10 during the period. % is calculated as Quantity/Base number*100

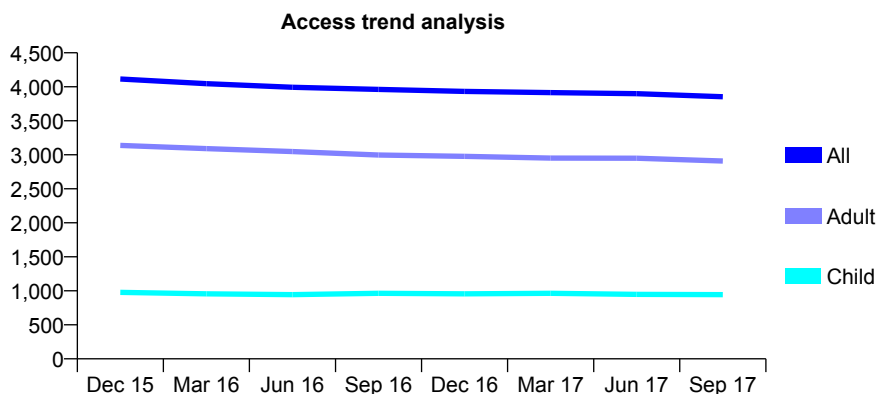
Q44 - Vital Signs At a Glance Contract Report for 938289/0001 - September 2017

Name or company name	MR KC HO
Contract type name	GDS Contract
Purpose of contract	General
Contract start date	01/04/2006
Contract end date	

17/18 Contracted general activity (UDA)	12,193
Carry forward general activity (UDA)	0
17/18 Contracted orthodontic activity (UOA)	0
Carry forward orthodontic activity (UOA)	0
Baseline contract value	£356,200.01

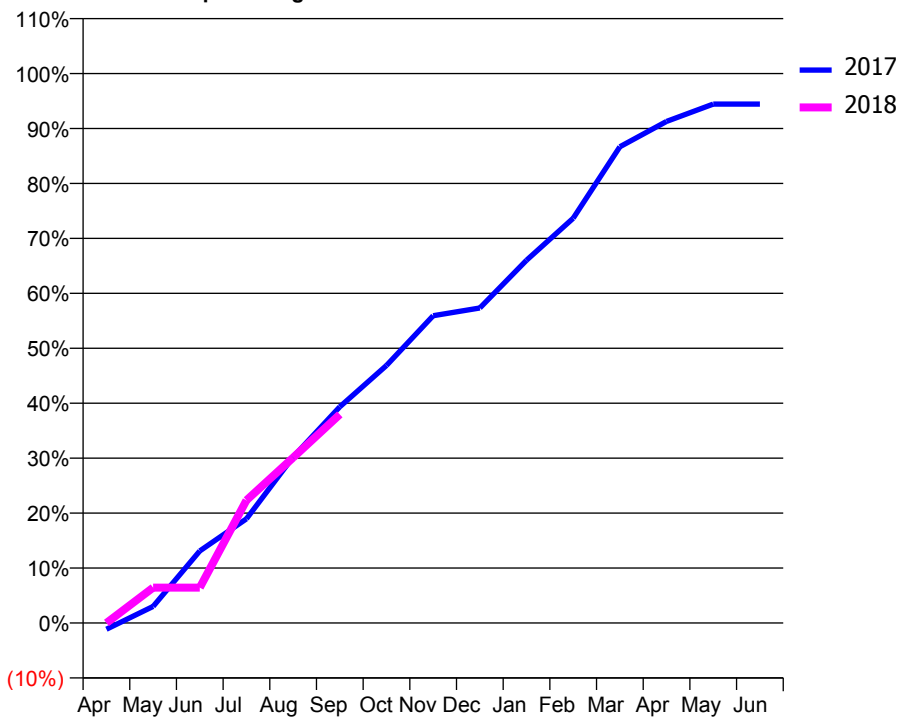
ACCESS*

Patients seen in 24 months	Total	Change since previous quarter
Quarter ending September 2016	3,961	
Quarter ending December 2016	3,933	→
Quarter ending March 2017	3,915	→
Quarter ending June 2017	3,899	→
Quarter ending September 2017	3,853	↓
Variance since September 2016	(2.7%)	↓



ACTIVITY

Cumulative percentage of contracted UDA delivered 2017 & 2018



Month	Adjusted Scheduled Activity (UDA)	
	2017	2018
April	-142	0
May	370	785
June	1,598	785
July	2,311	2,725
August	3,686	3,671
September	4,798	4,629
October	5,716	
November	6,819	
December	6,992	
January	8,051	
February	8,982	
March	10,567	
April	11,130	
May	11,516	
June	11,516	

QUALITY

	Quantity	Base Number	Contract	AT	Region	England
% of FP17s for the same patient ID Re-attending within 3 months - Children	49	807	6.1%	12.0%	12.8%	11.9%
% of FP17s for the same patient ID Re-attending within 3 months - Adults	194	1,912	10.1%	17.1%	16.5%	15.9%
% of FP17s for the same patient ID Re-attending between 3 & 9 months - Children	569	807	70.5%	57.6%	59.7%	58.1%
% of FP17s for the same patient ID Re-attending between 3 & 9 months - Adults	1,121	1,912	58.6%	51.1%	53.0%	50.6%
% of FP17s for Band 1 Urgent Courses	212	2,363	9.0%	9.7%	9.2%	9.1%
% of FP17s Relating to Free Repair or Replacements	27	2,363	1.1%	1.1%	1.0%	0.8%
% of FP17s Relating to Continuations	13	2,363	0.6%	1.3%	1.2%	1.1%
% of Patients satisfied with the dentistry they have received	17	20	85.0%	92.4%	91.6%	91.4%
% of Patients satisfied with the time they had to wait for an appointment	20	20	100.0%	91.5%	88.1%	87.7%

* This is based on patients treated on this contract for their most recent course of treatment. Figures in italics indicate the base number of FP17s or Patient Questionnaire responses are less than 100. N/A is shown where the base number of responses is less than 10 during the period. % is calculated as Quantity/Base number*100

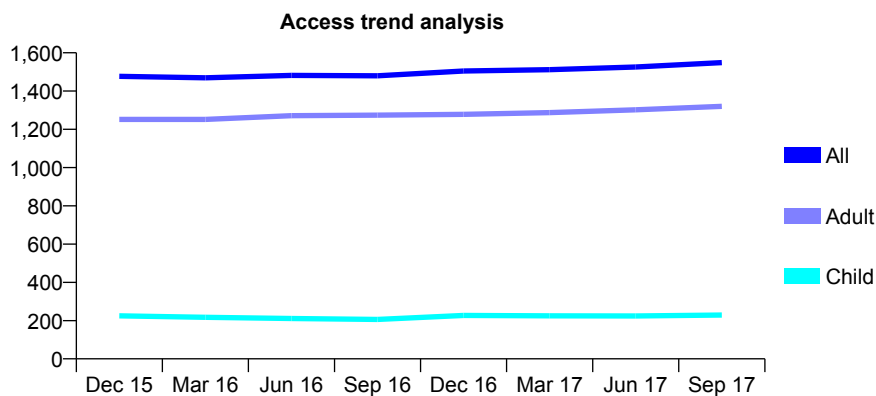
Q44 - Vital Signs At a Glance Contract Report for 960071/0001 - September 2017

Name or company name	MR F LADJEVARDI
Contract type name	GDS Contract
Purpose of contract	General
Contract start date	10/10/2006
Contract end date	

17/18 Contracted general activity (UDA)	7,618
Carry forward general activity (UDA)	0
17/18 Contracted orthodontic activity (UOA)	0
Carry forward orthodontic activity (UOA)	0
Baseline contract value	£203,346.26

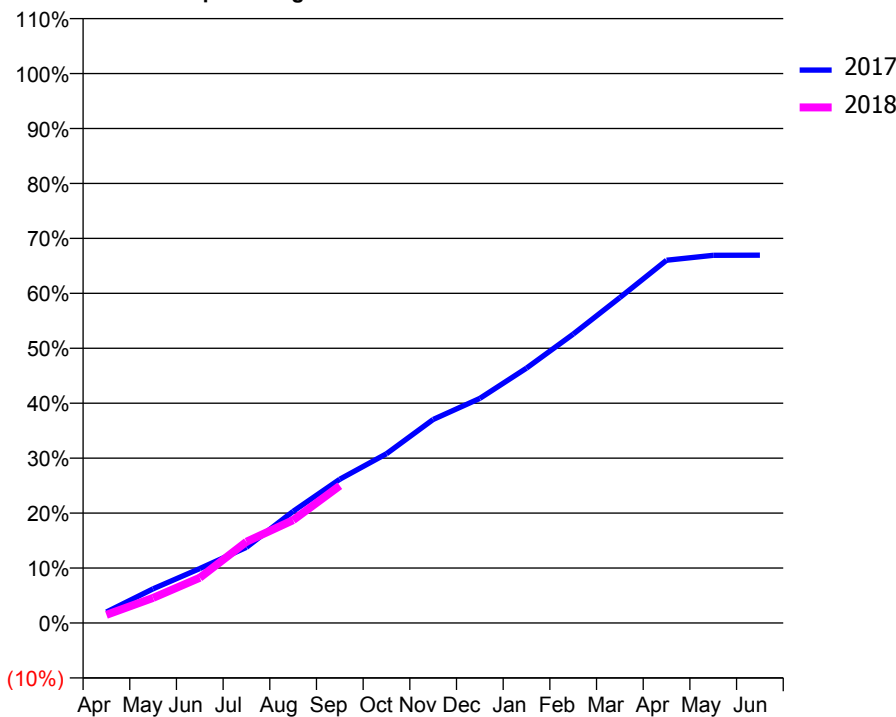
ACCESS*

Patients seen in 24 months	Total	Change since previous quarter
Quarter ending September 2016	1,480	
Quarter ending December 2016	1,505	→
Quarter ending March 2017	1,512	→
Quarter ending June 2017	1,526	→
Quarter ending September 2017	1,549	→
Variance since September 2016	4.7%	↑



ACTIVITY

Cumulative percentage of contracted UDA delivered 2017 & 2018



Adjusted Scheduled Activity (UDA)

Month	2017	2018
April	153	114
May	475	349
June	755	628
July	1,049	1,128
August	1,548	1,426
September	1,993	1,903
October	2,348	
November	2,822	
December	3,114	
January	3,533	
February	4,004	
March	4,512	
April	5,029	
May	5,098	
June	5,099	

QUALITY

	Quantity	Base Number	Contract	AT	Region	England
% of FP17s for the same patient ID Re-attending within 3 months - Children	10	185	5.4%	12.0%	12.8%	11.9%
% of FP17s for the same patient ID Re-attending within 3 months - Adults	137	1,005	13.6%	17.1%	16.5%	15.9%
% of FP17s for the same patient ID Re-attending between 3 & 9 months - Children	110	185	59.5%	57.6%	59.7%	58.1%
% of FP17s for the same patient ID Re-attending between 3 & 9 months - Adults	592	1,005	58.9%	51.1%	53.0%	50.6%
% of FP17s for Band 1 Urgent Courses	114	958	11.9%	9.7%	9.2%	9.1%
% of FP17s Relating to Free Repair or Replacements	7	958	0.7%	1.1%	1.0%	0.8%
% of FP17s Relating to Continuations	3	958	0.3%	1.3%	1.2%	1.1%
% of Patients satisfied with the dentistry they have received	8	8	N/A	92.4%	91.6%	91.4%
% of Patients satisfied with the time they had to wait for an appointment	8	8	N/A	91.5%	88.1%	87.7%

* This is based on patients treated on this contract for their most recent course of treatment. Figures in italics indicate the base number of FP17s or Patient Questionnaire responses are less than 100. N/A is shown where the base number of responses is less than 10 during the period. % is calculated as Quantity/Base number*100

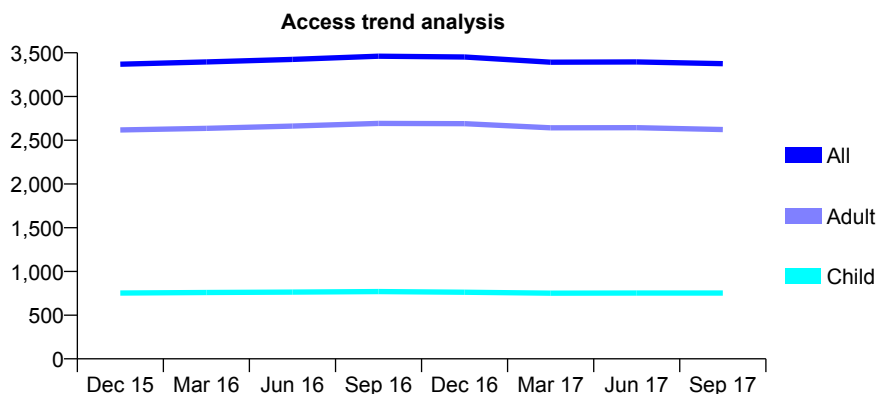
Q44 - Vital Signs At a Glance Contract Report for 968404/0001 - September 2017

Name or company name	MR WK ASKAR
Contract type name	GDS Contract
Purpose of contract	General
Contract start date	22/09/2007
Contract end date	

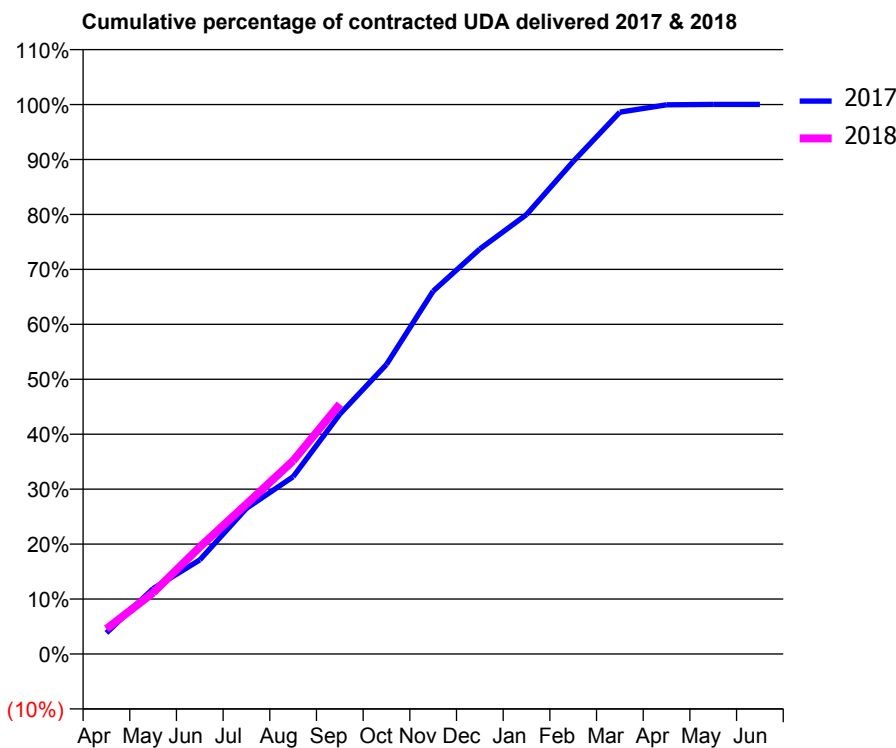
17/18 Contracted general activity (UDA)	8,417
Carry forward general activity (UDA)	0
17/18 Contracted orthodontic activity (UOA)	0
Carry forward orthodontic activity (UOA)	0
Baseline contract value	£230,377.95

ACCESS*

Patients seen in 24 months	Total	Change since previous quarter
Quarter ending September 2016	3,461	
Quarter ending December 2016	3,452	→
Quarter ending March 2017	3,393	↓
Quarter ending June 2017	3,396	→
Quarter ending September 2017	3,375	→
Variance since September 2016	(2.5%)	↓



ACTIVITY



Month	Adjusted Scheduled Activity (UDA)	
	2017	2018
April	330	385
May	1,020	939
June	1,468	1,639
July	2,274	2,297
August	2,765	2,960
September	3,742	3,829
October	4,519	
November	5,661	
December	6,319	
January	6,855	
February	7,683	
March	8,455	
April	8,568	
May	8,573	
June	8,573	

QUALITY

	Quantity	Base Number	Contract	AT	Region	England
% of FP17s for the same patient ID Re-attending within 3 months - Children	47	518	9.1%	12.0%	12.8%	11.9%
% of FP17s for the same patient ID Re-attending within 3 months - Adults	292	1,685	17.3%	17.1%	16.5%	15.9%
% of FP17s for the same patient ID Re-attending between 3 & 9 months - Children	263	518	50.8%	57.6%	59.7%	58.1%
% of FP17s for the same patient ID Re-attending between 3 & 9 months - Adults	818	1,685	48.5%	51.1%	53.0%	50.6%
% of FP17s for Band 1 Urgent Courses	203	1,853	11.0%	9.7%	9.2%	9.1%
% of FP17s Relating to Free Repair or Replacements	53	1,853	2.9%	1.1%	1.0%	0.8%
% of FP17s Relating to Continuations	38	1,853	2.1%	1.3%	1.2%	1.1%
% of Patients satisfied with the dentistry they have received	13	13	100.0%	92.4%	91.6%	91.4%
% of Patients satisfied with the time they had to wait for an appointment	13	13	100.0%	91.5%	88.1%	87.7%

* This is based on patients treated on this contract for their most recent course of treatment. Figures in italics indicate the base number of FP17s or Patient Questionnaire responses are less than 100. N/A is shown where the base number of responses is less than 10 during the period. % is calculated as Quantity/Base number*100

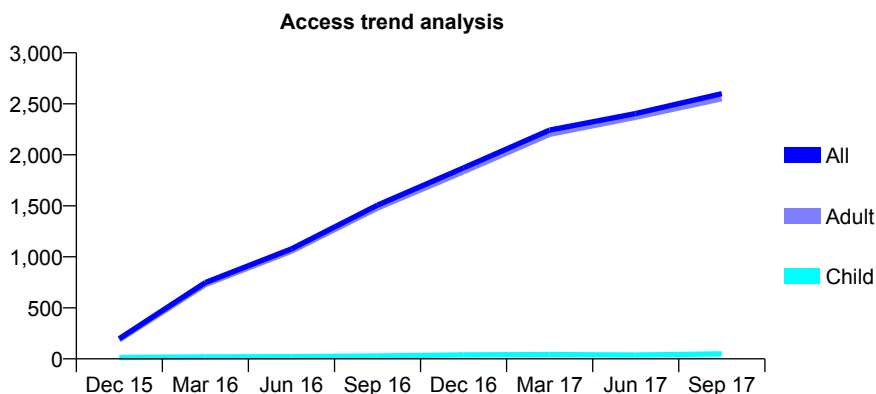
Q44 - Vital Signs At a Glance Contract Report for 968404/0003 - September 2017

Name or company name	MR WK ASKAR
Contract type name	PDS Contract
Purpose of contract	General
Contract start date	01/07/2015
Contract end date	30/06/2018

17/18 Contracted general activity (UDA)	7,500
Carry forward general activity (UDA)	0
17/18 Contracted orthodontic activity (UOA)	0
Carry forward orthodontic activity (UOA)	0
Baseline contract value	£397,369.06

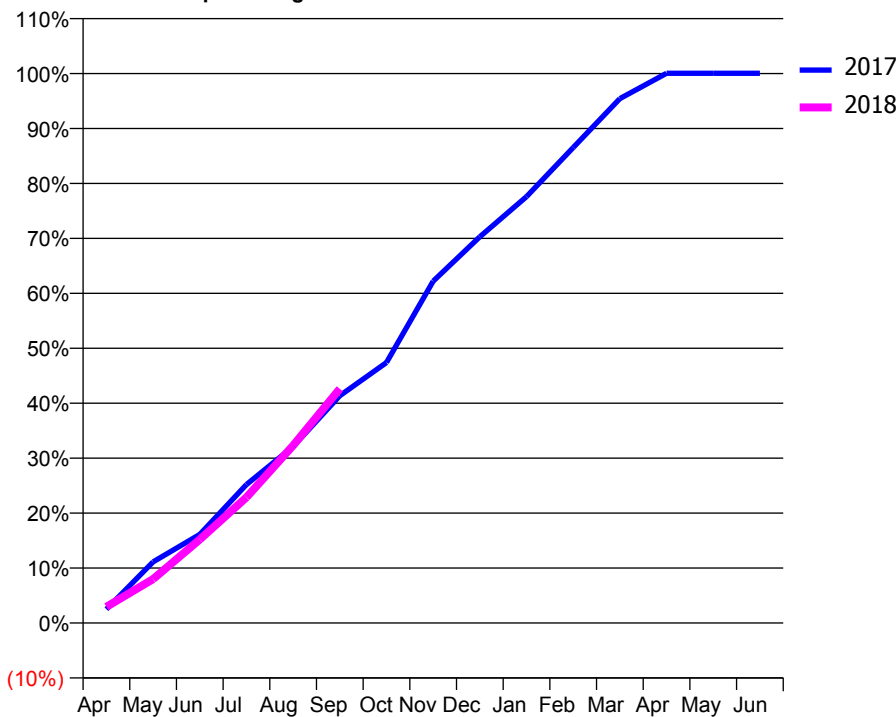
ACCESS*

Patients seen in 24 months	Total	Change since previous quarter
Quarter ending September 2016	1,506	
Quarter ending December 2016	1,872	↑
Quarter ending March 2017	2,243	↑
Quarter ending June 2017	2,405	↑
Quarter ending September 2017	2,599	↑
Variance since September 2016	72.6%	↑



ACTIVITY

Cumulative percentage of contracted UDA delivered 2017 & 2018



Month	Adjusted Scheduled Activity (UDA)	
	2017	2018
April	189	222
May	834	600
June	1,209	1,140
July	1,890	1,716
August	2,409	2,424
September	3,102	3,196
October	3,555	
November	4,665	
December	5,271	
January	5,820	
February	6,489	
March	7,158	
April	7,503	
May	7,503	
June	7,503	

QUALITY

	Quantity	Base Number	Contract	AT	Region	England
% of FP17s for the same patient ID Re-attending within 3 months - Children	0	30	0.0%	12.0%	12.8%	11.9%
% of FP17s for the same patient ID Re-attending within 3 months - Adults	17	1,152	1.5%	17.1%	16.5%	15.9%
% of FP17s for the same patient ID Re-attending between 3 & 9 months - Children	0	30	0.0%	57.6%	59.7%	58.1%
% of FP17s for the same patient ID Re-attending between 3 & 9 months - Adults	5	1,152	0.4%	51.1%	53.0%	50.6%
% of FP17s for Band 1 Urgent Courses	0	1,067	0.0%	9.7%	9.2%	9.1%
% of FP17s Relating to Free Repair or Replacements	0	1,067	0.0%	1.1%	1.0%	0.8%
% of FP17s Relating to Continuations	0	1,067	0.0%	1.3%	1.2%	1.1%
% of Patients satisfied with the dentistry they have received	4	4	N/A	92.4%	91.6%	91.4%
% of Patients satisfied with the time they had to wait for an appointment	3	4	N/A	91.5%	88.1%	87.7%

* This is based on patients treated on this contract for their most recent course of treatment. Figures in italics indicate the base number of FP17s or Patient Questionnaire responses are less than 100. N/A is shown where the base number of responses is less than 10 during the period. % is calculated as Quantity/Base number*100

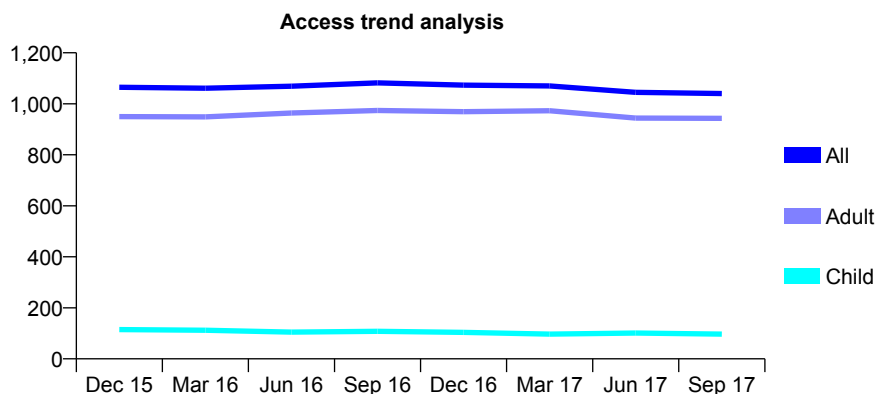
Q44 - Vital Signs At a Glance Contract Report for 986801/0005 - September 2017

Name or company name	MR MN DEVLIN
Contract type name	GDS Contract
Purpose of contract	General
Contract start date	01/10/2007
Contract end date	

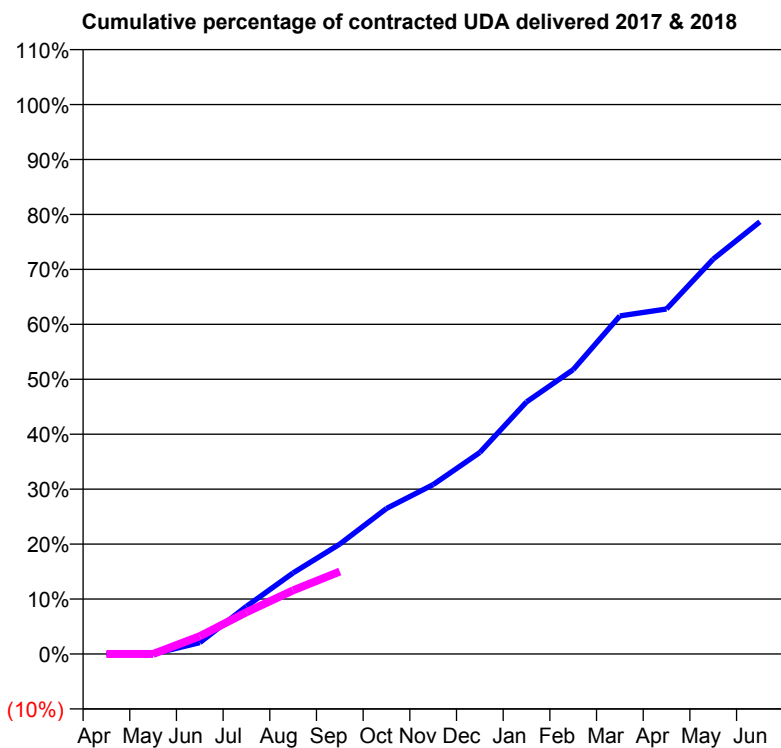
17/18 Contracted general activity (UDA)	3,791
Carry forward general activity (UDA)	0
17/18 Contracted orthodontic activity (UOA)	0
Carry forward orthodontic activity (UOA)	0
Baseline contract value	£71,580.08

ACCESS*

Patients seen in 24 months	Total	Change since previous quarter
Quarter ending September 2016	1,082	
Quarter ending December 2016	1,073	→
Quarter ending March 2017	1,070	→
Quarter ending June 2017	1,045	↓
Quarter ending September 2017	1,040	→
Variance since September 2016	(3.9%)	↓



ACTIVITY



Month	Adjusted Scheduled Activity (UDA)	
	2017	2018
April	0	0
May	0	0
June	79	123
July	329	289
August	560	439
September	758	569
October	1,004	
November	1,169	
December	1,390	
January	1,739	
February	1,962	
March	2,332	
April	2,380	
May	2,724	
June	2,982	

QUALITY

	Quantity	Base Number	Contract	AT	Region	England
% of FP17s for the same patient ID Re-attending within 3 months - Children	1	38	2.6%	12.0%	12.8%	11.9%
% of FP17s for the same patient ID Re-attending within 3 months - Adults	52	459	11.3%	17.1%	16.5%	15.9%
% of FP17s for the same patient ID Re-attending between 3 & 9 months - Children	11	38	28.9%	57.6%	59.7%	58.1%
% of FP17s for the same patient ID Re-attending between 3 & 9 months - Adults	257	459	56.0%	51.1%	53.0%	50.6%
% of FP17s for Band 1 Urgent Courses	35	310	11.3%	9.7%	9.2%	9.1%
% of FP17s Relating to Free Repair or Replacements	1	310	0.3%	1.1%	1.0%	0.8%
% of FP17s Relating to Continuations	0	310	0.0%	1.3%	1.2%	1.1%
% of Patients satisfied with the dentistry they have received	4	4	N/A	92.4%	91.6%	91.4%
% of Patients satisfied with the time they had to wait for an appointment	4	4	N/A	91.5%	88.1%	87.7%

* This is based on patients treated on this contract for their most recent course of treatment. Figures in italics indicate the base number of FP17s or Patient Questionnaire responses are less than 100. N/A is shown where the base number of responses is less than 10 during the period. % is calculated as Quantity/Base number*100

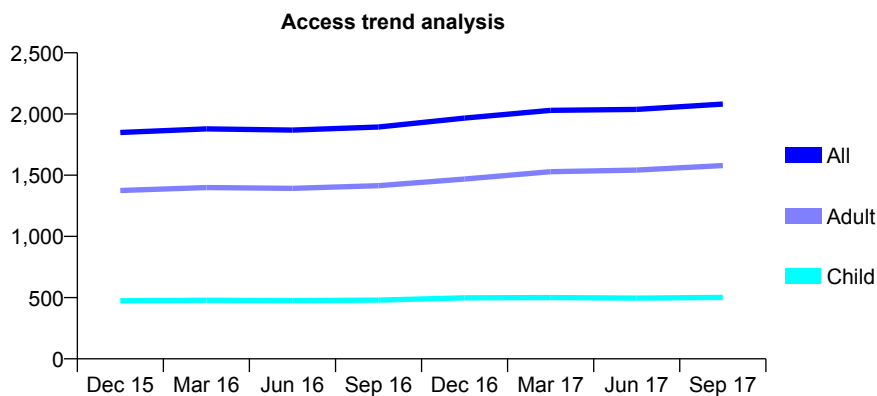
Q44 - Vital Signs At a Glance Contract Report for 990175/0001 - September 2017

Name or company name	MR D O'CONNOR
Contract type name	GDS Contract
Purpose of contract	General
Contract start date	01/04/2006
Contract end date	

17/18 Contracted general activity (UDA)	6,000
Carry forward general activity (UDA)	0
17/18 Contracted orthodontic activity (UOA)	0
Carry forward orthodontic activity (UOA)	0
Baseline contract value	£161,263.25

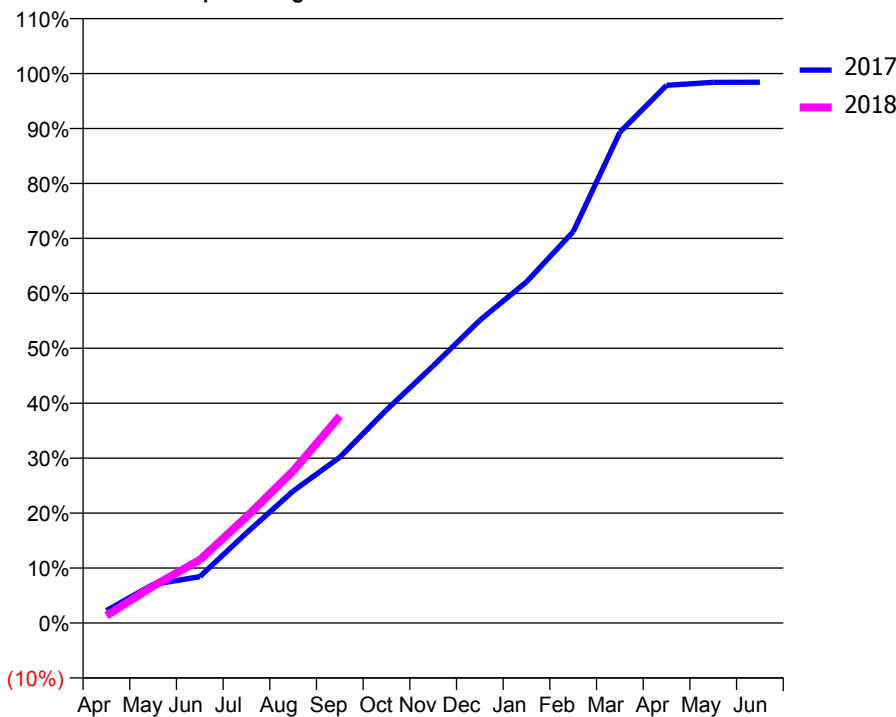
ACCESS*

Patients seen in 24 months	Total	Change since previous quarter
Quarter ending September 2016	1,894	
Quarter ending December 2016	1,967	↑
Quarter ending March 2017	2,030	↑
Quarter ending June 2017	2,038	→
Quarter ending September 2017	2,081	↑
Variance since September 2016	9.9%	↑



ACTIVITY

Cumulative percentage of contracted UDA delivered 2017 & 2018



Month	Adjusted Scheduled Activity (UDA)	
	2017	2018
April	136	81
May	421	403
June	506	690
July	984	1,160
August	1,440	1,660
September	1,810	2,258
October	2,327	
November	2,808	
December	3,306	
January	3,726	
February	4,273	
March	5,359	
April	5,871	
May	5,903	
June	5,905	

QUALITY

	Quantity	Base Number	Contract	AT	Region	England
% of FP17s for the same patient ID Re-attending within 3 months - Children	35	330	10.6%	12.0%	12.8%	11.9%
% of FP17s for the same patient ID Re-attending within 3 months - Adults	233	1,025	22.7%	17.1%	16.5%	15.9%
% of FP17s for the same patient ID Re-attending between 3 & 9 months - Children	177	330	53.6%	57.6%	59.7%	58.1%
% of FP17s for the same patient ID Re-attending between 3 & 9 months - Adults	465	1,025	45.4%	51.1%	53.0%	50.6%
% of FP17s for Band 1 Urgent Courses	83	970	8.6%	9.7%	9.2%	9.1%
% of FP17s Relating to Free Repair or Replacements	10	970	1.0%	1.1%	1.0%	0.8%
% of FP17s Relating to Continuations	22	970	2.3%	1.3%	1.2%	1.1%
% of Patients satisfied with the dentistry they have received	18	20	90.0%	92.4%	91.6%	91.4%
% of Patients satisfied with the time they had to wait for an appointment	18	20	90.0%	91.5%	88.1%	87.7%

* This is based on patients treated on this contract for their most recent course of treatment. Figures in italics indicate the base number of FP17s or Patient Questionnaire responses are less than 100. N/A is shown where the base number of responses is less than 10 during the period. % is calculated as Quantity/Base number*100

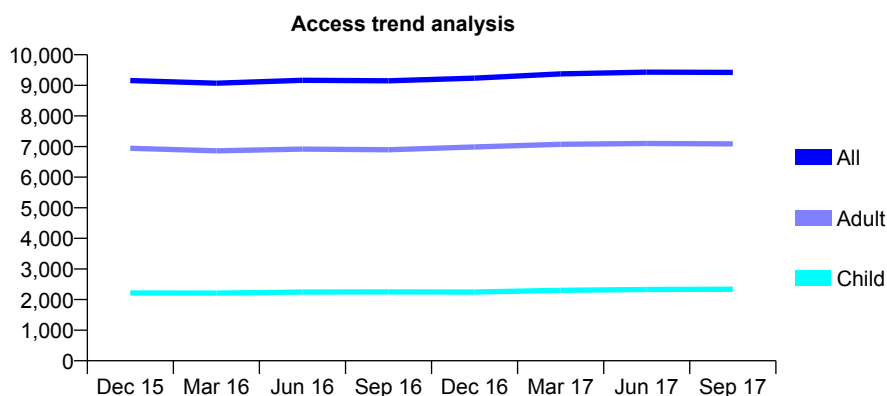
Q45 - Vital Signs At a Glance Contract Report for 101281/0004 - September 2017

Name or company name	OASIS DENTAL CARE LTD
Contract type name	GDS Contract
Purpose of contract	General
Contract start date	01/04/2006
Contract end date	

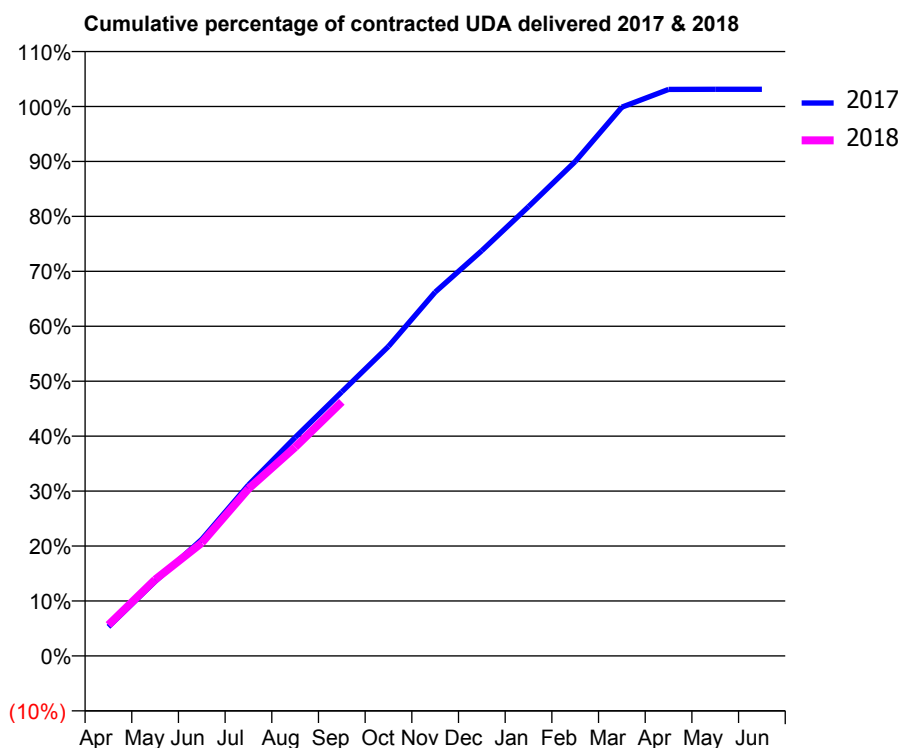
17/18 Contracted general activity (UDA)	27,500
Carry forward general activity (UDA)	-550
17/18 Contracted orthodontic activity (UOA)	0
Carry forward orthodontic activity (UOA)	0
Baseline contract value	£760,712.18

ACCESS*

Patients seen in 24 months	Total	Change since previous quarter
Quarter ending September 2016	9,147	
Quarter ending December 2016	9,235	→
Quarter ending March 2017	9,376	→
Quarter ending June 2017	9,432	→
Quarter ending September 2017	9,424	→
Variance since September 2016	3.0%	↑



ACTIVITY



Month	Adjusted Scheduled Activity (UDA)	
	2017	2018
April	1,458	1,549
May	3,726	3,819
June	5,839	5,663
July	8,557	8,362
August	10,935	10,450
September	13,219	12,718
October	15,490	
November	18,212	
December	20,286	
January	22,488	
February	24,741	
March	27,466	
April	28,351	
May	28,357	
June	28,359	

QUALITY

	Quantity	Base Number	Contract	AT	Region	England
% of FP17s for the same patient ID Re-attending within 3 months - Children	96	1,645	5.8%	12.2%	12.8%	11.9%
% of FP17s for the same patient ID Re-attending within 3 months - Adults	681	4,926	13.8%	15.5%	16.5%	15.9%
% of FP17s for the same patient ID Re-attending between 3 & 9 months - Children	941	1,645	57.2%	54.6%	59.7%	58.1%
% of FP17s for the same patient ID Re-attending between 3 & 9 months - Adults	2,868	4,926	58.2%	50.6%	53.0%	50.6%
% of FP17s for Band 1 Urgent Courses	407	6,137	6.6%	8.9%	9.2%	9.1%
% of FP17s Relating to Free Repair or Replacements	137	6,137	2.2%	1.2%	1.0%	0.8%
% of FP17s Relating to Continuations	55	6,137	0.9%	1.5%	1.2%	1.1%
% of Patients satisfied with the dentistry they have received	30	33	90.9%	90.2%	91.6%	91.4%
% of Patients satisfied with the time they had to wait for an appointment	27	33	81.8%	86.2%	88.1%	87.7%

* This is based on patients treated on this contract for their most recent course of treatment. Figures in italics indicate the base number of FP17s or Patient Questionnaire responses are less than 100. N/A is shown where the base number of responses is less than 10 during the period. % is calculated as Quantity/Base number*100

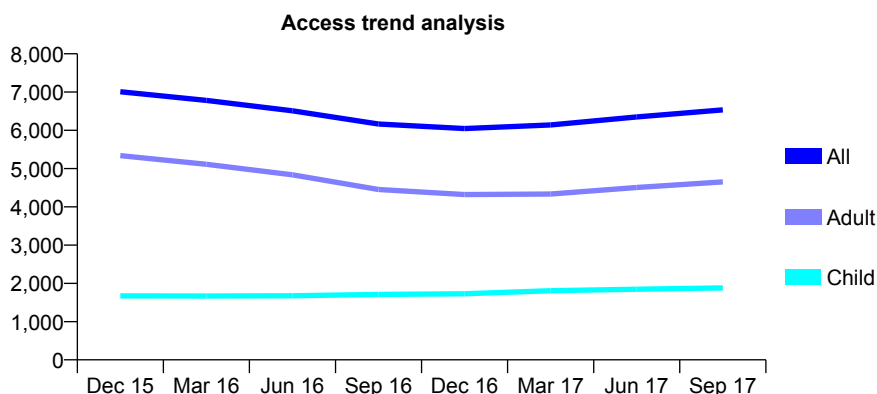
Q45 - Vital Signs At a Glance Contract Report for 101281/0005 - September 2017

Name or company name	OASIS DENTAL CARE LTD
Contract type name	GDS Contract
Purpose of contract	General
Contract start date	01/04/2006
Contract end date	

17/18 Contracted general activity (UDA)	21,308
Carry forward general activity (UDA)	0
17/18 Contracted orthodontic activity (UOA)	0
Carry forward orthodontic activity (UOA)	0
Baseline contract value	£561,015.46

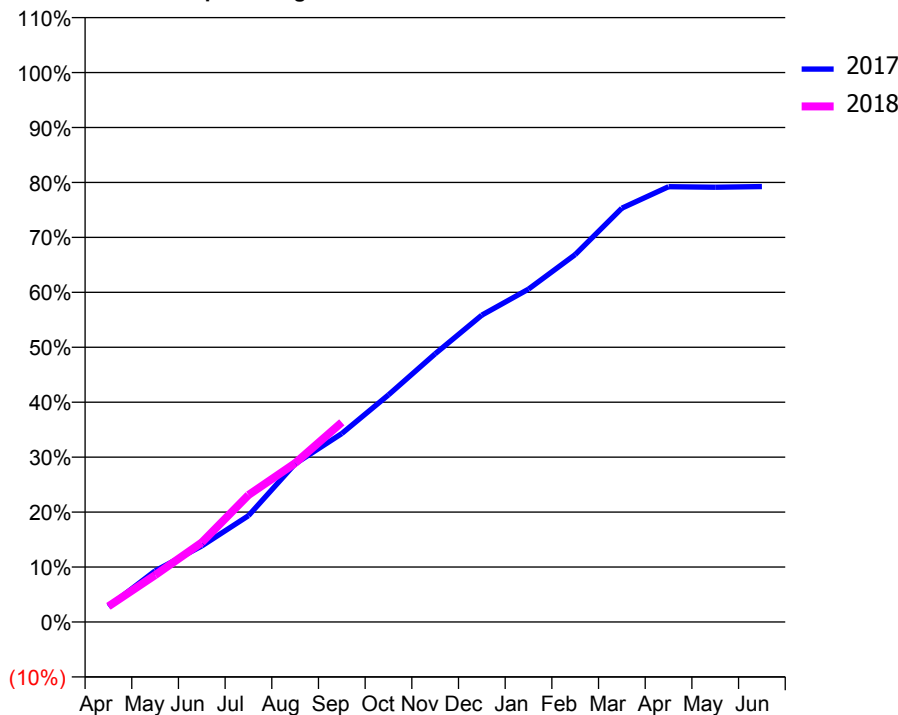
ACCESS*

Patients seen in 24 months	Total	Change since previous quarter
Quarter ending September 2016	6,163	
Quarter ending December 2016	6,046	↓
Quarter ending March 2017	6,140	→
Quarter ending June 2017	6,350	↑
Quarter ending September 2017	6,534	↑
Variance since September 2016	6.0%	↑



ACTIVITY

Cumulative percentage of contracted UDA delivered 2017 & 2018



Adjusted Scheduled Activity (UDA)

Month	2017	2018
April	598	609
May	1,984	1,819
June	2,949	3,083
July	4,124	4,925
August	6,134	6,160
September	7,307	7,744
October	8,807	
November	10,401	
December	11,902	
January	12,910	
February	14,249	
March	16,047	
April	16,882	
May	16,859	
June	16,885	

QUALITY

	Quantity	Base Number	Contract	AT	Region	England
% of FP17s for the same patient ID Re-attending within 3 months - Children	122	1,566	7.8%	12.2%	12.8%	11.9%
% of FP17s for the same patient ID Re-attending within 3 months - Adults	343	3,324	10.3%	15.5%	16.5%	15.9%
% of FP17s for the same patient ID Re-attending between 3 & 9 months - Children	1,051	1,566	67.1%	54.6%	59.7%	58.1%
% of FP17s for the same patient ID Re-attending between 3 & 9 months - Adults	1,879	3,324	56.5%	50.6%	53.0%	50.6%
% of FP17s for Band 1 Urgent Courses	199	4,437	4.5%	8.9%	9.2%	9.1%
% of FP17s Relating to Free Repair or Replacements	45	4,437	1.0%	1.2%	1.0%	0.8%
% of FP17s Relating to Continuations	35	4,437	0.8%	1.5%	1.2%	1.1%
% of Patients satisfied with the dentistry they have received	18	18	100.0%	90.2%	91.6%	91.4%
% of Patients satisfied with the time they had to wait for an appointment	16	18	88.9%	86.2%	88.1%	87.7%

* This is based on patients treated on this contract for their most recent course of treatment. Figures in italics indicate the base number of FP17s or Patient Questionnaire responses are less than 100. N/A is shown where the base number of responses is less than 10 during the period. % is calculated as Quantity/Base number*100

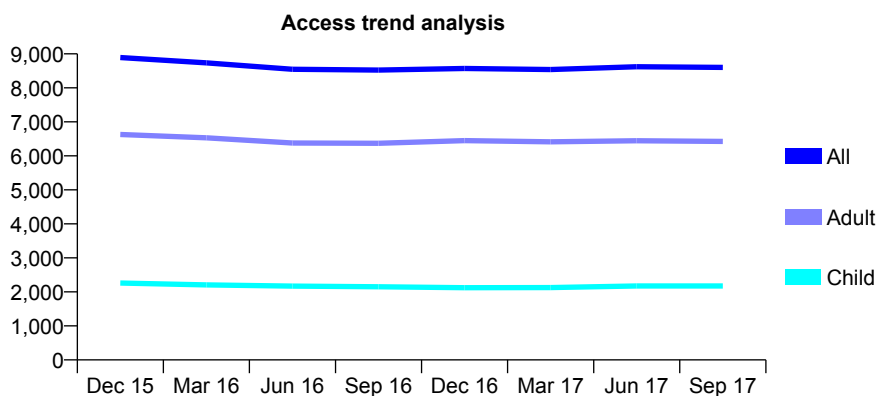
Q45 - Vital Signs At a Glance Contract Report for 101281/0006 - September 2017

Name or company name	OASIS DENTAL CARE LTD
Contract type name	GDS Contract
Purpose of contract	General
Contract start date	01/04/2006
Contract end date	

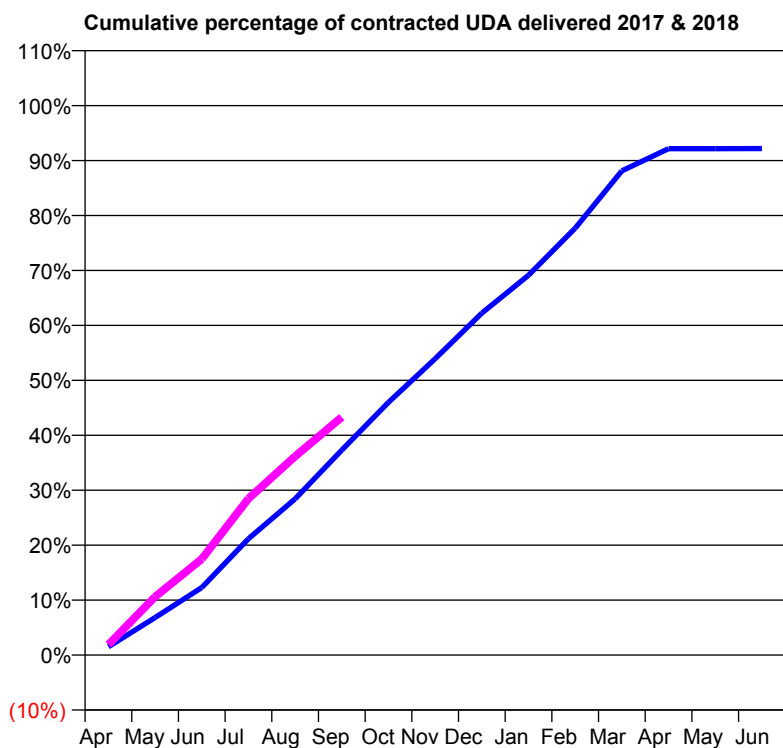
17/18 Contracted general activity (UDA)	25,123
Carry forward general activity (UDA)	0
17/18 Contracted orthodontic activity (UOA)	0
Carry forward orthodontic activity (UOA)	0
Baseline contract value	£696,945.71

ACCESS*

Patients seen in 24 months	Total	Change since previous quarter
Quarter ending September 2016	8,522	
Quarter ending December 2016	8,572	→
Quarter ending March 2017	8,541	→
Quarter ending June 2017	8,623	→
Quarter ending September 2017	8,600	→
Variance since September 2016	0.9%	→



ACTIVITY



Month	Adjusted Scheduled Activity (UDA)	
	2017	2018
April	382	478
May	1,714	2,665
June	3,085	4,394
July	5,322	7,156
August	7,145	9,087
September	9,375	10,879
October	11,558	
November	13,552	
December	15,637	
January	17,368	
February	19,516	
March	22,140	
April	23,151	
May	23,155	
June	23,158	

QUALITY

	Quantity	Base Number	Contract	AT	Region	England
% of FP17s for the same patient ID Re-attending within 3 months - Children	116	1,425	8.1%	12.2%	12.8%	11.9%
% of FP17s for the same patient ID Re-attending within 3 months - Adults	673	4,122	16.3%	15.5%	16.5%	15.9%
% of FP17s for the same patient ID Re-attending between 3 & 9 months - Children	682	1,425	47.9%	54.6%	59.7%	58.1%
% of FP17s for the same patient ID Re-attending between 3 & 9 months - Adults	2,057	4,122	49.9%	50.6%	53.0%	50.6%
% of FP17s for Band 1 Urgent Courses	672	5,160	13.0%	8.9%	9.2%	9.1%
% of FP17s Relating to Free Repair or Replacements	105	5,160	2.0%	1.2%	1.0%	0.8%
% of FP17s Relating to Continuations	69	5,160	1.3%	1.5%	1.2%	1.1%
% of Patients satisfied with the dentistry they have received	33	34	97.1%	90.2%	91.6%	91.4%
% of Patients satisfied with the time they had to wait for an appointment	31	34	91.2%	86.2%	88.1%	87.7%

* This is based on patients treated on this contract for their most recent course of treatment. Figures in italics indicate the base number of FP17s or Patient Questionnaire responses are less than 100. N/A is shown where the base number of responses is less than 10 during the period. % is calculated as Quantity/Base number*100

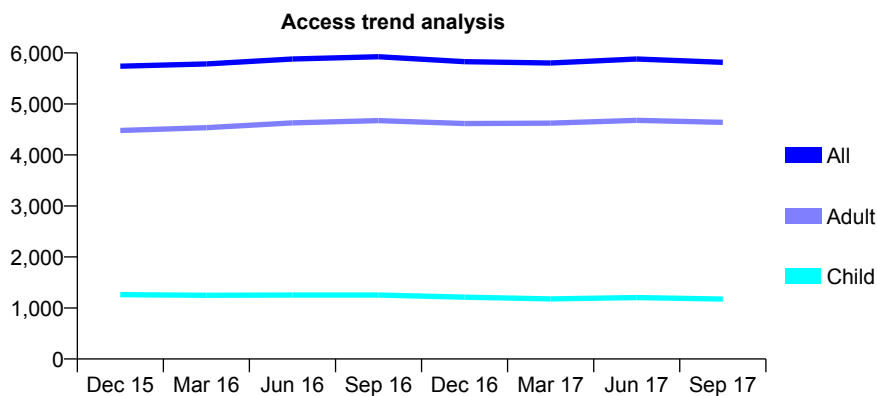
Q45 - Vital Signs At a Glance Contract Report for 101281/0007 - September 2017

Name or company name	OASIS DENTAL CARE LTD
Contract type name	GDS Contract
Purpose of contract	General
Contract start date	01/04/2006
Contract end date	

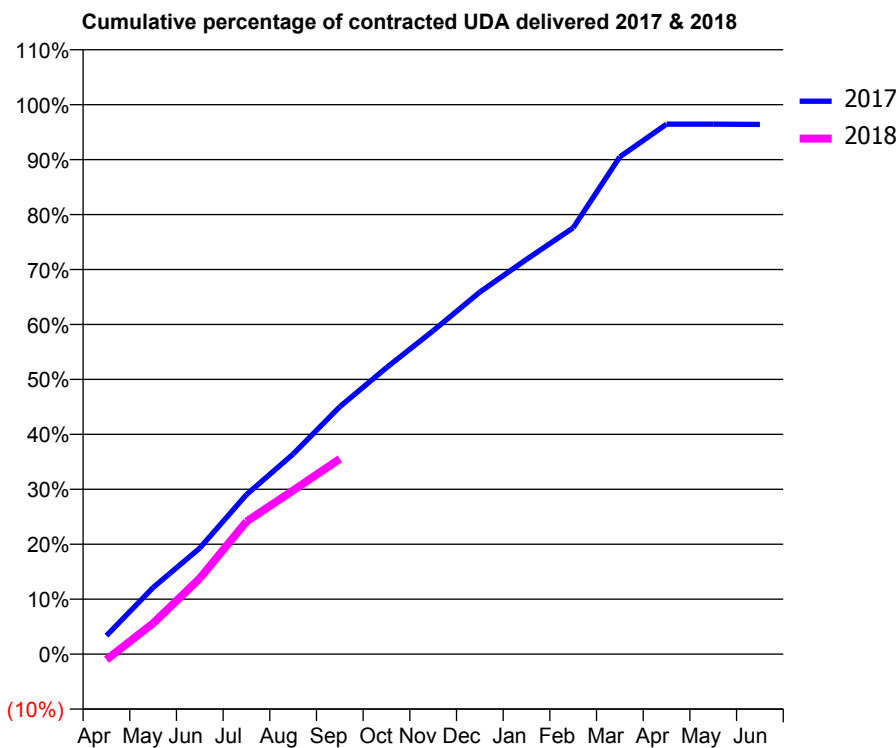
17/18 Contracted general activity (UDA)	18,847
Carry forward general activity (UDA)	680
17/18 Contracted orthodontic activity (UOA)	0
Carry forward orthodontic activity (UOA)	0
Baseline contract value	£502,743.00

ACCESS*

Patients seen in 24 months	Total	Change since previous quarter
Quarter ending September 2016	5,926	
Quarter ending December 2016	5,829	↓
Quarter ending March 2017	5,803	→
Quarter ending June 2017	5,881	→
Quarter ending September 2017	5,815	↓
Variance since September 2016	(1.9%)	↓



ACTIVITY



Month	Adjusted Scheduled Activity (UDA)	
	2017	2018
April	634	-193
May	2,283	1,059
June	3,639	2,600
July	5,470	4,547
August	6,863	5,616
September	8,487	6,700
October	9,824	
November	11,092	
December	12,422	
January	13,540	
February	14,625	
March	17,056	
April	18,177	
May	18,179	
June	18,167	

QUALITY

	Quantity	Base Number	Contract	AT	Region	England
% of FP17s for the same patient ID Re-attending within 3 months - Children	88	712	12.4%	12.2%	12.8%	11.9%
% of FP17s for the same patient ID Re-attending within 3 months - Adults	764	2,957	25.8%	15.5%	16.5%	15.9%
% of FP17s for the same patient ID Re-attending between 3 & 9 months - Children	214	712	30.1%	54.6%	59.7%	58.1%
% of FP17s for the same patient ID Re-attending between 3 & 9 months - Adults	828	2,957	28.0%	50.6%	53.0%	50.6%
% of FP17s for Band 1 Urgent Courses	993	3,334	29.8%	8.9%	9.2%	9.1%
% of FP17s Relating to Free Repair or Replacements	77	3,334	2.3%	1.2%	1.0%	0.8%
% of FP17s Relating to Continuations	134	3,334	4.0%	1.5%	1.2%	1.1%
% of Patients satisfied with the dentistry they have received	28	31	90.3%	90.2%	91.6%	91.4%
% of Patients satisfied with the time they had to wait for an appointment	28	31	90.3%	86.2%	88.1%	87.7%

* This is based on patients treated on this contract for their most recent course of treatment. Figures in italics indicate the base number of FP17s or Patient Questionnaire responses are less than 100. N/A is shown where the base number of responses is less than 10 during the period. % is calculated as Quantity/Base number*100

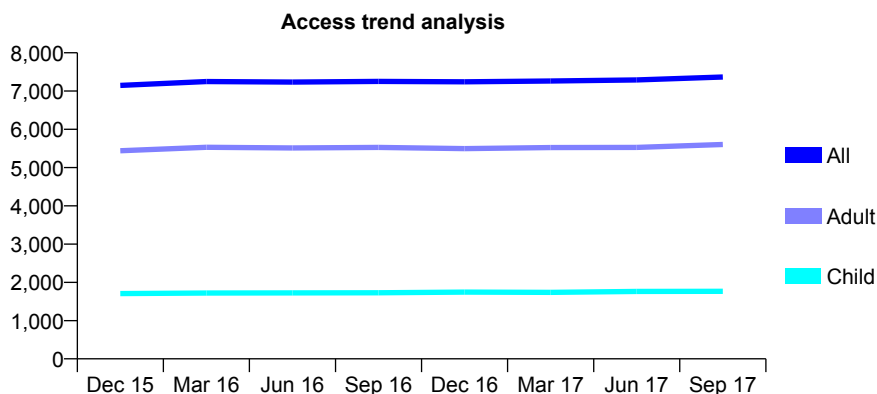
Q45 - Vital Signs At a Glance Contract Report for 101281/0017 - September 2017

Name or company name	OASIS DENTAL CARE LTD
Contract type name	GDS Contract
Purpose of contract	General
Contract start date	01/04/2006
Contract end date	

17/18 Contracted general activity (UDA)	22,400
Carry forward general activity (UDA)	0
17/18 Contracted orthodontic activity (UOA)	0
Carry forward orthodontic activity (UOA)	0
Baseline contract value	£621,316.37

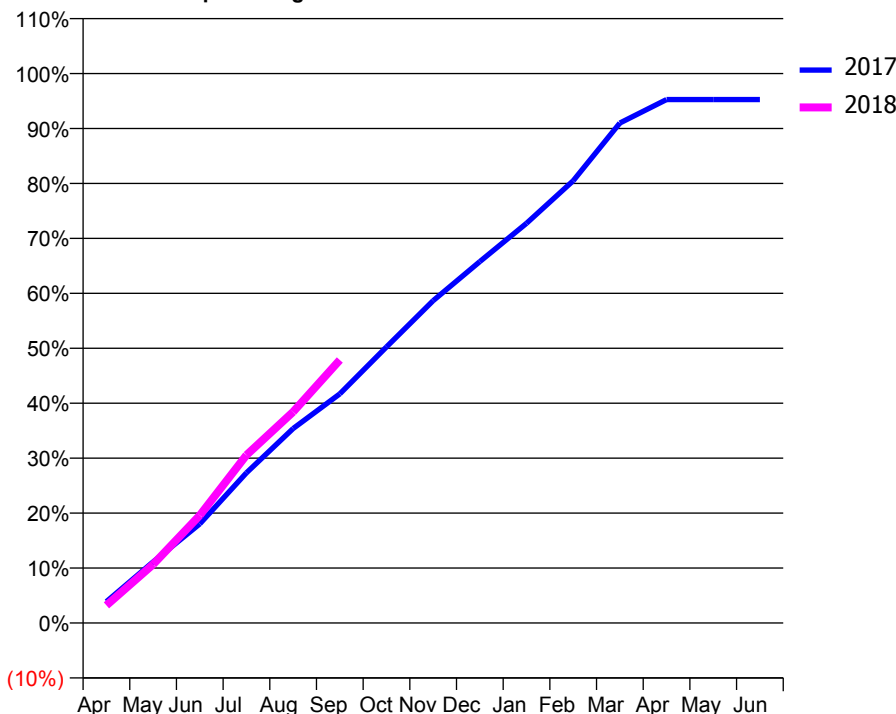
ACCESS*

Patients seen in 24 months	Total	Change since previous quarter
Quarter ending September 2016	7,253	
Quarter ending December 2016	7,241	→
Quarter ending March 2017	7,264	→
Quarter ending June 2017	7,289	→
Quarter ending September 2017	7,368	→
Variance since September 2016	1.6%	→



ACTIVITY

Cumulative percentage of contracted UDA delivered 2017 & 2018



Month	Adjusted Scheduled Activity (UDA)	
	2017	2018
April	875	721
May	2,494	2,392
June	4,044	4,392
July	6,122	6,844
August	7,930	8,608
September	9,342	10,722
October	11,257	
November	13,141	
December	14,735	
January	16,294	
February	18,026	
March	20,382	
April	21,336	
May	21,341	
June	21,338	

QUALITY

	Quantity	Base Number	Contract	AT	Region	England
% of FP17s for the same patient ID Re-attending within 3 months - Children	109	1,455	7.5%	12.2%	12.8%	11.9%
% of FP17s for the same patient ID Re-attending within 3 months - Adults	482	3,933	12.3%	15.5%	16.5%	15.9%
% of FP17s for the same patient ID Re-attending between 3 & 9 months - Children	865	1,455	59.5%	54.6%	59.7%	58.1%
% of FP17s for the same patient ID Re-attending between 3 & 9 months - Adults	2,223	3,933	56.5%	50.6%	53.0%	50.6%
% of FP17s for Band 1 Urgent Courses	262	5,005	5.2%	8.9%	9.2%	9.1%
% of FP17s Relating to Free Repair or Replacements	97	5,005	1.9%	1.2%	1.0%	0.8%
% of FP17s Relating to Continuations	20	5,005	0.4%	1.5%	1.2%	1.1%
% of Patients satisfied with the dentistry they have received	23	26	88.5%	90.2%	91.6%	91.4%
% of Patients satisfied with the time they had to wait for an appointment	22	26	84.6%	86.2%	88.1%	87.7%

* This is based on patients treated on this contract for their most recent course of treatment. Figures in italics indicate the base number of FP17s or Patient Questionnaire responses are less than 100. N/A is shown where the base number of responses is less than 10 during the period. % is calculated as Quantity/Base number*100

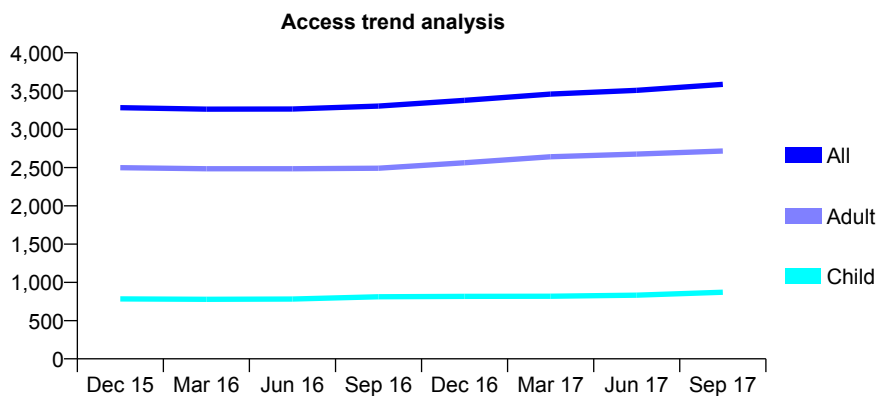
Q45 - Vital Signs At a Glance Contract Report for 101281/0018 - September 2017

Name or company name	OASIS DENTAL CARE LTD
Contract type name	GDS Contract
Purpose of contract	General
Contract start date	01/04/2006
Contract end date	

17/18 Contracted general activity (UDA)	14,000
Carry forward general activity (UDA)	0
17/18 Contracted orthodontic activity (UOA)	0
Carry forward orthodontic activity (UOA)	0
Baseline contract value	£376,297.28

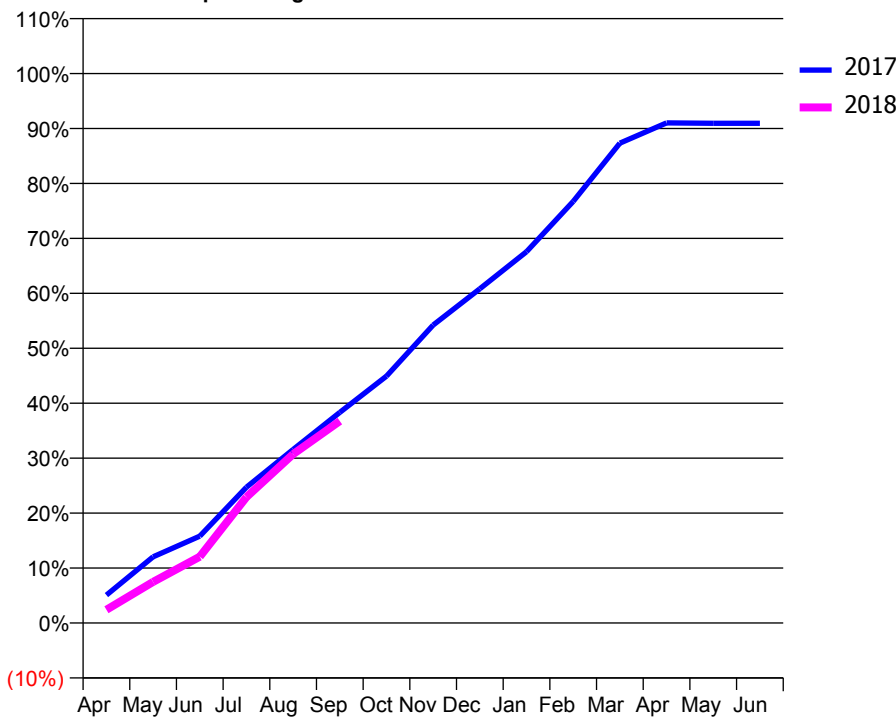
ACCESS*

Patients seen in 24 months	Total	Change since previous quarter
Quarter ending September 2016	3,303	
Quarter ending December 2016	3,379	↑
Quarter ending March 2017	3,460	↑
Quarter ending June 2017	3,510	→
Quarter ending September 2017	3,587	↑
Variance since September 2016	8.6%	↑



ACTIVITY

Cumulative percentage of contracted UDA delivered 2017 & 2018



Month	Adjusted Scheduled Activity (UDA)	
	2017	2018
April	609	338
May	1,445	1,049
June	1,898	1,689
July	2,967	3,210
August	3,789	4,302
September	4,601	5,145
October	5,393	
November	6,507	
December	7,298	
January	8,107	
February	9,208	
March	10,479	
April	10,921	
May	10,913	
June	10,912	

QUALITY

	Quantity	Base Number	Contract	AT	Region	England
% of FP17s for the same patient ID Re-attending within 3 months - Children	55	585	9.4%	12.2%	12.8%	11.9%
% of FP17s for the same patient ID Re-attending within 3 months - Adults	404	1,842	21.9%	15.5%	16.5%	15.9%
% of FP17s for the same patient ID Re-attending between 3 & 9 months - Children	264	585	45.1%	54.6%	59.7%	58.1%
% of FP17s for the same patient ID Re-attending between 3 & 9 months - Adults	802	1,842	43.5%	50.6%	53.0%	50.6%
% of FP17s for Band 1 Urgent Courses	310	2,220	14.0%	8.9%	9.2%	9.1%
% of FP17s Relating to Free Repair or Replacements	53	2,220	2.4%	1.2%	1.0%	0.8%
% of FP17s Relating to Continuations	70	2,220	3.2%	1.5%	1.2%	1.1%
% of Patients satisfied with the dentistry they have received	7	9	N/A	90.2%	91.6%	91.4%
% of Patients satisfied with the time they had to wait for an appointment	8	9	N/A	86.2%	88.1%	87.7%

* This is based on patients treated on this contract for their most recent course of treatment. Figures in italics indicate the base number of FP17s or Patient Questionnaire responses are less than 100. N/A is shown where the base number of responses is less than 10 during the period. % is calculated as Quantity/Base number*100

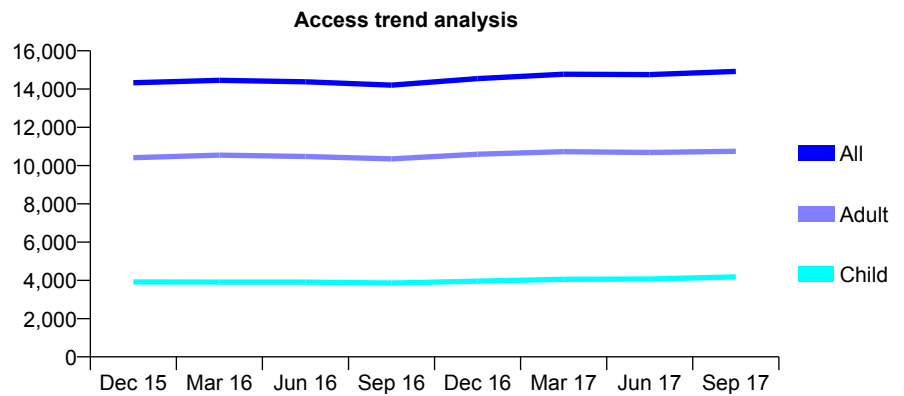
Q45 - Vital Signs At a Glance Contract Report for 101281/0052 - September 2017

Name or company name	OASIS DENTAL CARE LTD
Contract type name	GDS Contract
Purpose of contract	General
Contract start date	01/04/2006
Contract end date	

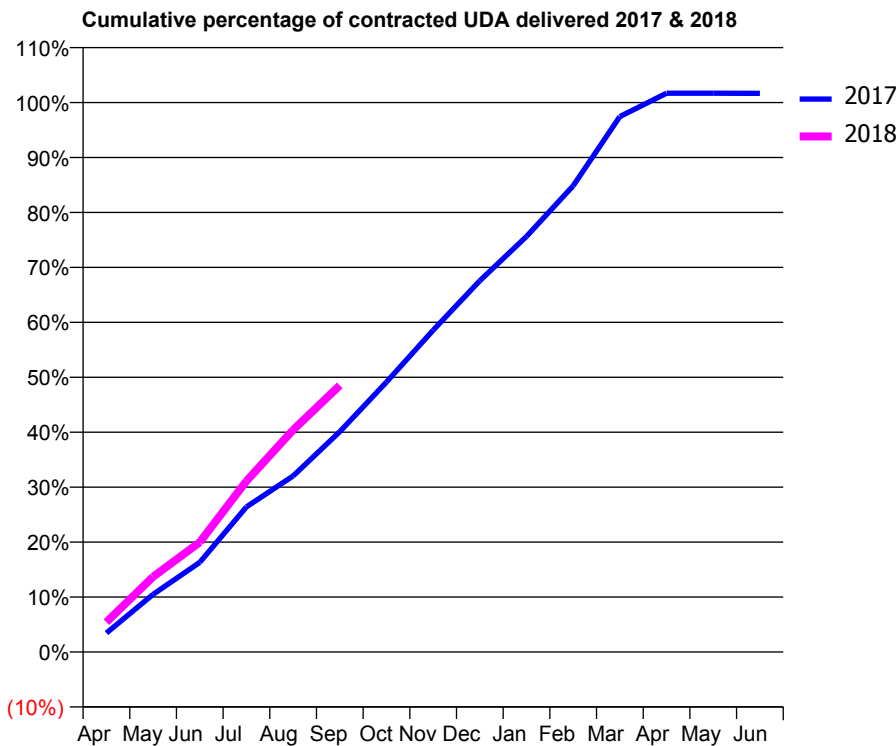
17/18 Contracted general activity (UDA)	40,053
Carry forward general activity (UDA)	-671
17/18 Contracted orthodontic activity (UOA)	0
Carry forward orthodontic activity (UOA)	0
Baseline contract value	£1,145,033.53

ACCESS*

Patients seen in 24 months	Total	Change since previous quarter
Quarter ending September 2016	14,204	
Quarter ending December 2016	14,545	↑
Quarter ending March 2017	14,778	→
Quarter ending June 2017	14,756	→
Quarter ending September 2017	14,924	→
Variance since September 2016	5.1%	↑



ACTIVITY



Month	Adjusted Scheduled Activity (UDA)	
	2017	2018
April	1,388	2,180
May	4,200	5,491
June	6,541	8,004
July	10,584	12,468
August	12,835	16,192
September	16,062	19,437
October	19,682	
November	23,457	
December	27,065	
January	30,287	
February	33,988	
March	39,025	
April	40,734	
May	40,726	
June	40,724	

QUALITY

	Quantity	Base Number	Contract	AT	Region	England
% of FP17s for the same patient ID Re-attending within 3 months - Children	298	2,986	10.0%	12.2%	12.8%	11.9%
% of FP17s for the same patient ID Re-attending within 3 months - Adults	1,258	6,817	18.5%	15.5%	16.5%	15.9%
% of FP17s for the same patient ID Re-attending between 3 & 9 months - Children	1,456	2,986	48.8%	54.6%	59.7%	58.1%
% of FP17s for the same patient ID Re-attending between 3 & 9 months - Adults	3,040	6,817	44.6%	50.6%	53.0%	50.6%
% of FP17s for Band 1 Urgent Courses	931	9,038	10.3%	8.9%	9.2%	9.1%
% of FP17s Relating to Free Repair or Replacements	114	9,038	1.3%	1.2%	1.0%	0.8%
% of FP17s Relating to Continuations	194	9,038	2.1%	1.5%	1.2%	1.1%
% of Patients satisfied with the dentistry they have received	27	29	93.1%	90.2%	91.6%	91.4%
% of Patients satisfied with the time they had to wait for an appointment	23	29	79.3%	86.2%	88.1%	87.7%

* This is based on patients treated on this contract for their most recent course of treatment. Figures in italics indicate the base number of FP17s or Patient Questionnaire responses are less than 100. N/A is shown where the base number of responses is less than 10 during the period. % is calculated as Quantity/Base number*100

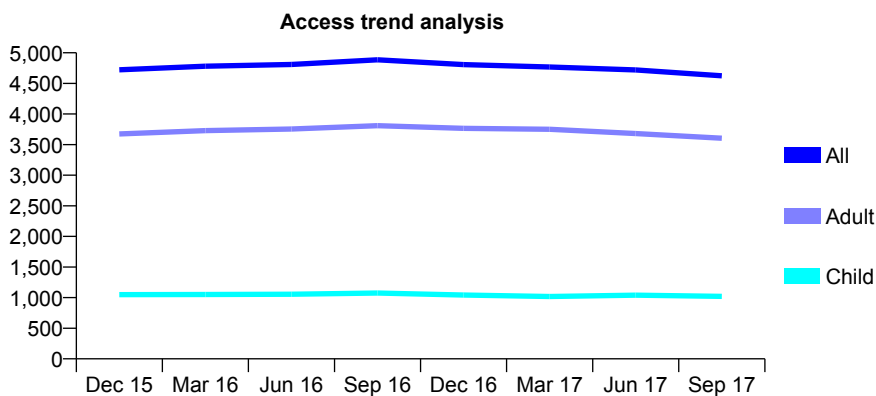
Q45 - Vital Signs At a Glance Contract Report for 101338/0057 - September 2017

Name or company name	Whitecross Dental Care Limited
Contract type name	GDS Contract
Purpose of contract	General
Contract start date	01/01/2008
Contract end date	

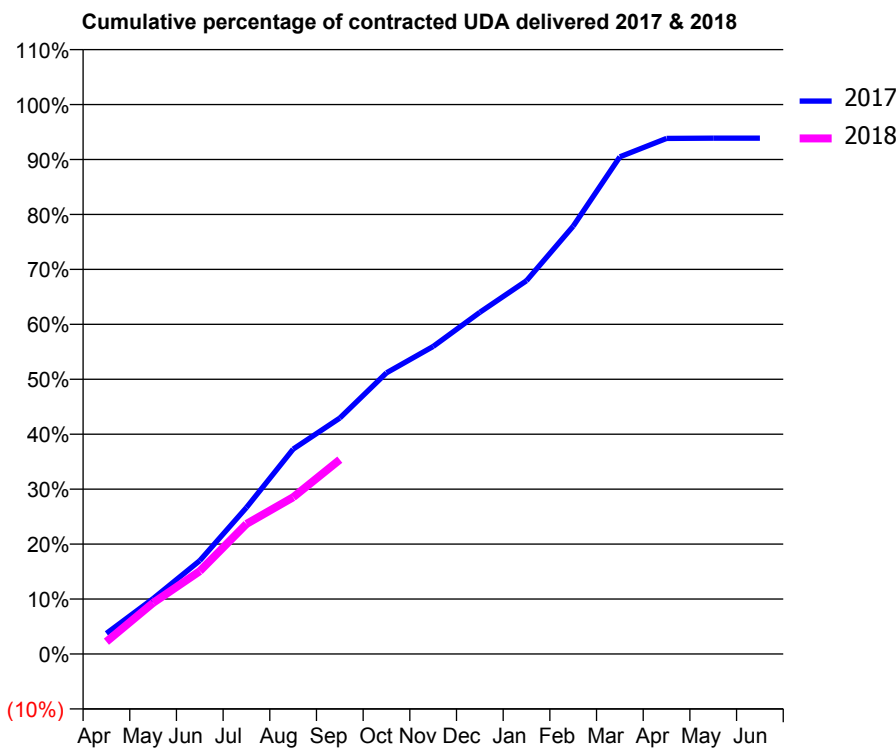
17/18 Contracted general activity (UDA)	17,500
Carry forward general activity (UDA)	0
17/18 Contracted orthodontic activity (UOA)	0
Carry forward orthodontic activity (UOA)	0
Baseline contract value	£562,027.61

ACCESS*

Patients seen in 24 months	Total	Change since previous quarter
Quarter ending September 2016	4,886	
Quarter ending December 2016	4,807	↓
Quarter ending March 2017	4,769	→
Quarter ending June 2017	4,721	↓
Quarter ending September 2017	4,624	↓
Variance since September 2016	(5.4%)	↓



ACTIVITY



Month	Adjusted Scheduled Activity (UDA)	
	2017	2018
April	654	392
May	1,763	1,628
June	2,974	2,639
July	4,665	4,141
August	6,526	4,994
September	7,514	6,188
October	8,954	
November	9,795	
December	10,881	
January	11,890	
February	13,625	
March	15,832	
April	16,419	
May	16,428	
June	16,428	

QUALITY

	Quantity	Base Number	Contract	AT	Region	England
% of FP17s for the same patient ID Re-attending within 3 months - Children	36	623	5.8%	12.2%	12.8%	11.9%
% of FP17s for the same patient ID Re-attending within 3 months - Adults	381	2,206	17.3%	15.5%	16.5%	15.9%
% of FP17s for the same patient ID Re-attending between 3 & 9 months - Children	331	623	53.1%	54.6%	59.7%	58.1%
% of FP17s for the same patient ID Re-attending between 3 & 9 months - Adults	1,100	2,206	49.9%	50.6%	53.0%	50.6%
% of FP17s for Band 1 Urgent Courses	202	2,610	7.7%	8.9%	9.2%	9.1%
% of FP17s Relating to Free Repair or Replacements	41	2,610	1.6%	1.2%	1.0%	0.8%
% of FP17s Relating to Continuations	86	2,610	3.3%	1.5%	1.2%	1.1%
% of Patients satisfied with the dentistry they have received	4	5	N/A	90.2%	91.6%	91.4%
% of Patients satisfied with the time they had to wait for an appointment	3	5	N/A	86.2%	88.1%	87.7%

* This is based on patients treated on this contract for their most recent course of treatment. Figures in italics indicate the base number of FP17s or Patient Questionnaire responses are less than 100. N/A is shown where the base number of responses is less than 10 during the period. % is calculated as Quantity/Base number*100

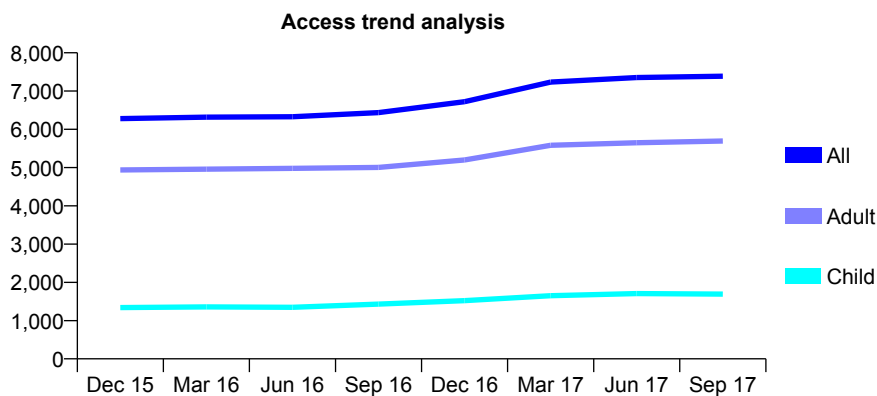
Q45 - Vital Signs At a Glance Contract Report for 101338/0058 - September 2017

Name or company name	Whitecross Dental Care Limited
Contract type name	GDS Contract
Purpose of contract	General
Contract start date	01/01/2008
Contract end date	

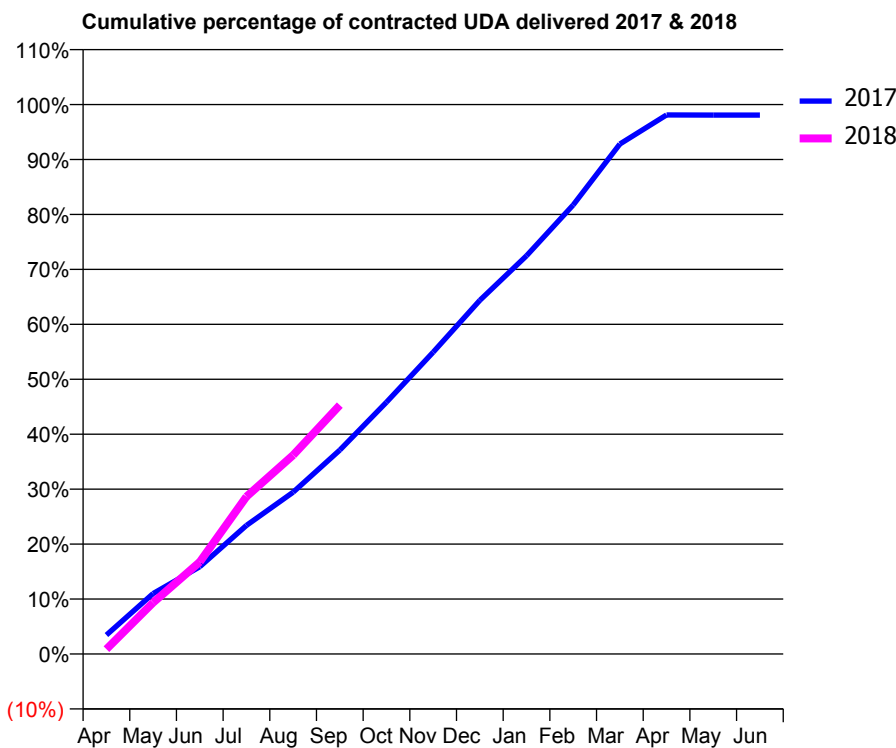
17/18 Contracted general activity (UDA)	18,724
Carry forward general activity (UDA)	360
17/18 Contracted orthodontic activity (UOA)	0
Carry forward orthodontic activity (UOA)	0
Baseline contract value	£495,563.16

ACCESS*

Patients seen in 24 months	Total	Change since previous quarter
Quarter ending September 2016	6,436	
Quarter ending December 2016	6,723	↑
Quarter ending March 2017	7,234	↑
Quarter ending June 2017	7,354	→
Quarter ending September 2017	7,387	→
Variance since September 2016	14.8%	↑



ACTIVITY



Month	Adjusted Scheduled Activity (UDA)	
	2017	2018
April	649	167
May	2,059	1,750
June	2,975	3,136
July	4,384	5,363
August	5,515	6,779
September	6,949	8,482
October	8,583	
November	10,283	
December	12,052	
January	13,570	
February	15,303	
March	17,379	
April	18,370	
May	18,364	
June	18,364	

QUALITY

	Quantity	Base Number	Contract	AT	Region	England
% of FP17s for the same patient ID Re-attending within 3 months - Children	60	1,256	4.8%	12.2%	12.8%	11.9%
% of FP17s for the same patient ID Re-attending within 3 months - Adults	394	3,651	10.8%	15.5%	16.5%	15.9%
% of FP17s for the same patient ID Re-attending between 3 & 9 months - Children	670	1,256	53.3%	54.6%	59.7%	58.1%
% of FP17s for the same patient ID Re-attending between 3 & 9 months - Adults	1,743	3,651	47.7%	50.6%	53.0%	50.6%
% of FP17s for Band 1 Urgent Courses	354	4,466	7.9%	8.9%	9.2%	9.1%
% of FP17s Relating to Free Repair or Replacements	21	4,466	0.5%	1.2%	1.0%	0.8%
% of FP17s Relating to Continuations	62	4,466	1.4%	1.5%	1.2%	1.1%
% of Patients satisfied with the dentistry they have received	27	28	96.4%	90.2%	91.6%	91.4%
% of Patients satisfied with the time they had to wait for an appointment	24	28	85.7%	86.2%	88.1%	87.7%

* This is based on patients treated on this contract for their most recent course of treatment. Figures in italics indicate the base number of FP17s or Patient Questionnaire responses are less than 100. N/A is shown where the base number of responses is less than 10 during the period. % is calculated as Quantity/Base number*100

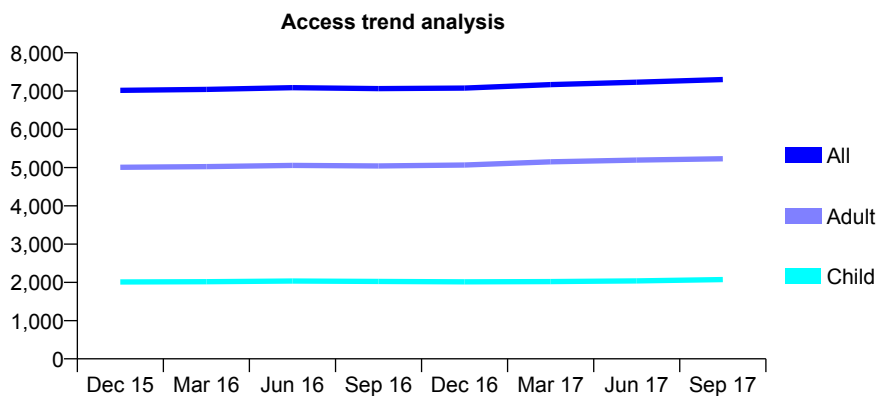
Q45 - Vital Signs At a Glance Contract Report for 101338/0082 - September 2017

Name or company name	Whitecross Dental Care Limited
Contract type name	GDS Contract
Purpose of contract	General and Orthodontic
Contract start date	01/04/2009
Contract end date	

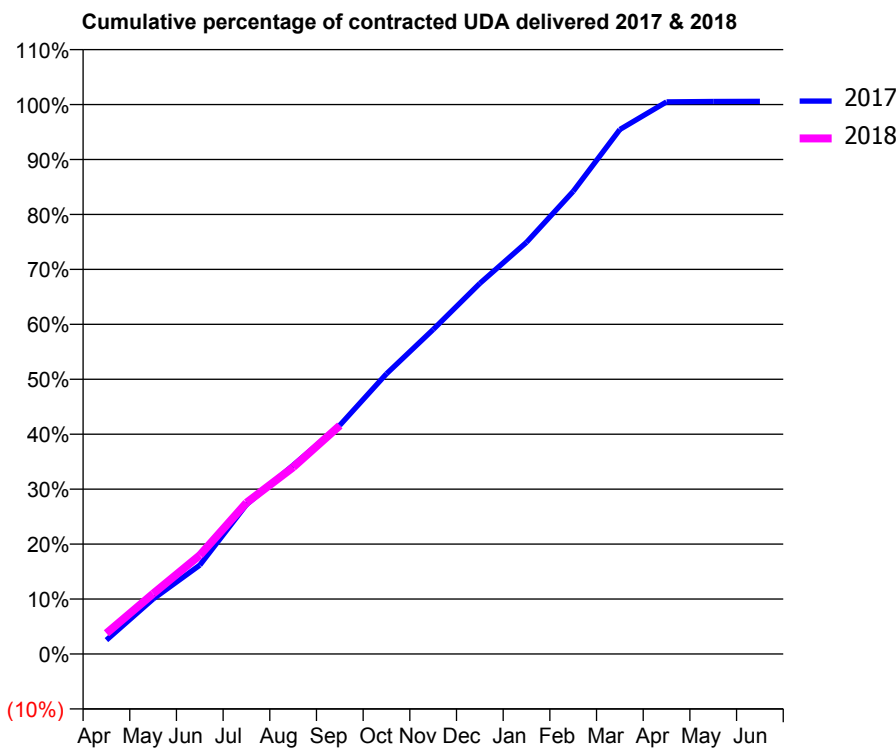
17/18 Contracted general activity (UDA)	18,500
Carry forward general activity (UDA)	-105
17/18 Contracted orthodontic activity (UOA)	1,249
Carry forward orthodontic activity (UOA)	0
Baseline contract value	£602,183.50

ACCESS*

Patients seen in 24 months	Total	Change since previous quarter
Quarter ending September 2016	7,065	
Quarter ending December 2016	7,079	→
Quarter ending March 2017	7,168	→
Quarter ending June 2017	7,233	→
Quarter ending September 2017	7,302	→
Variance since September 2016	3.4%	↑



ACTIVITY



Month	Adjusted Scheduled Activity (UDA)	
	2017	2018
April	468	700
May	1,850	2,030
June	2,991	3,324
July	5,029	5,091
August	6,355	6,289
September	7,699	7,693
October	9,436	
November	10,923	
December	12,478	
January	13,861	
February	15,575	
March	17,657	
April	18,589	
May	18,602	
June	18,605	

QUALITY

	Quantity	Base Number	Contract	AT	Region	England
% of FP17s for the same patient ID Re-attending within 3 months - Children	88	1,306	6.7%	12.2%	12.8%	11.9%
% of FP17s for the same patient ID Re-attending within 3 months - Adults	386	2,975	13.0%	15.5%	16.5%	15.9%
% of FP17s for the same patient ID Re-attending between 3 & 9 months - Children	641	1,306	49.1%	54.6%	59.7%	58.1%
% of FP17s for the same patient ID Re-attending between 3 & 9 months - Adults	1,350	2,975	45.4%	50.6%	53.0%	50.6%
% of FP17s for Band 1 Urgent Courses	371	3,853	9.6%	8.9%	9.2%	9.1%
% of FP17s Relating to Free Repair or Replacements	31	3,853	0.8%	1.2%	1.0%	0.8%
% of FP17s Relating to Continuations	64	3,853	1.7%	1.5%	1.2%	1.1%
% of Patients satisfied with the dentistry they have received	8	10	80.0%	90.2%	91.6%	91.4%
% of Patients satisfied with the time they had to wait for an appointment	8	10	80.0%	86.2%	88.1%	87.7%

* This is based on patients treated on this contract for their most recent course of treatment. Figures in italics indicate the base number of FP17s or Patient Questionnaire responses are less than 100. N/A is shown where the base number of responses is less than 10 during the period. % is calculated as Quantity/Base number*100

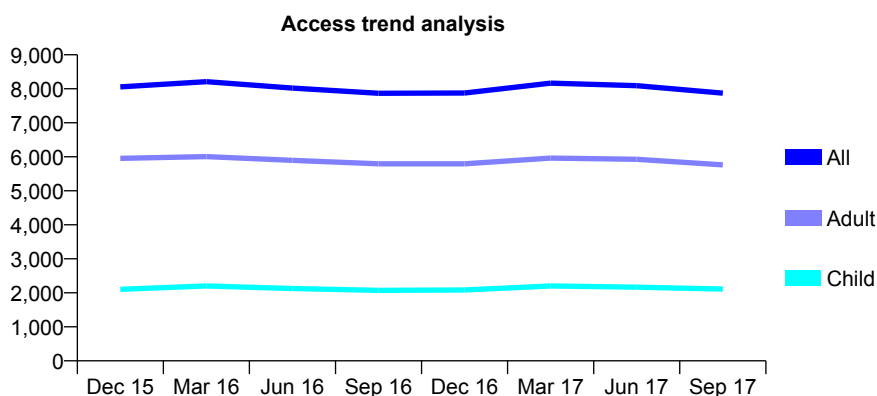
Q45 - Vital Signs At a Glance Contract Report for 101338/0083 - September 2017

Name or company name	Whitecross Dental Care Limited
Contract type name	GDS Contract
Purpose of contract	General and Orthodontic
Contract start date	01/04/2009
Contract end date	

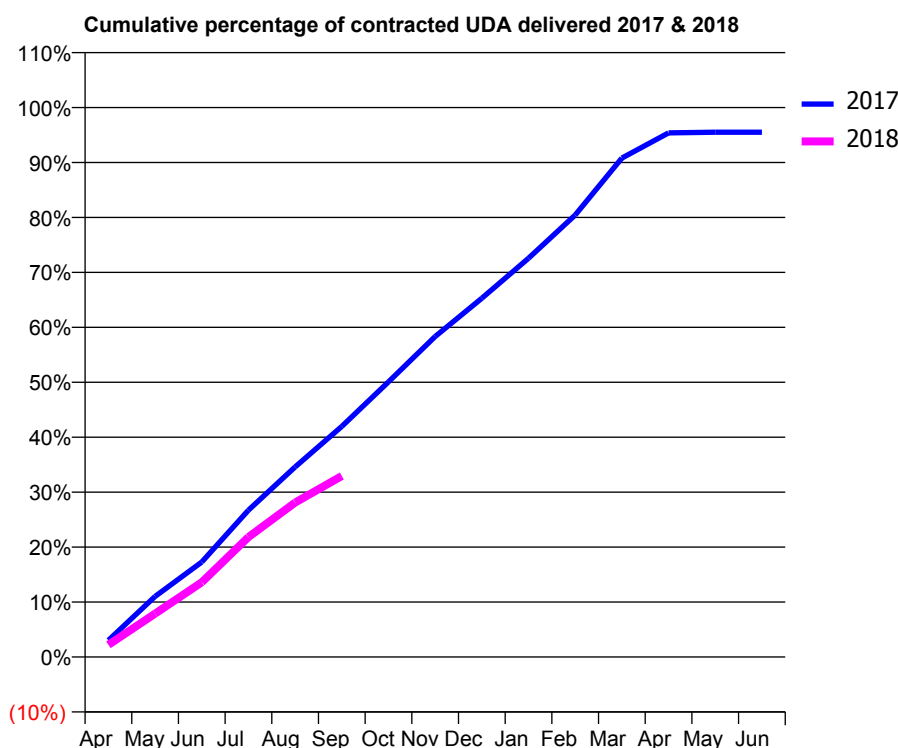
17/18 Contracted general activity (UDA)	25,906
Carry forward general activity (UDA)	0
17/18 Contracted orthodontic activity (UOA)	500
Carry forward orthodontic activity (UOA)	0
Baseline contract value	£761,345.36

ACCESS*

Patients seen in 24 months	Total	Change since previous quarter
Quarter ending September 2016	7,869	
Quarter ending December 2016	7,877	→
Quarter ending March 2017	8,167	↑
Quarter ending June 2017	8,091	→
Quarter ending September 2017	7,871	↓
Variance since September 2016	0.0%	→



ACTIVITY



Month	Adjusted Scheduled Activity (UDA)	
	2017	2018
April	786	573
May	2,855	2,049
June	4,478	3,523
July	6,927	5,653
August	8,959	7,280
September	10,874	8,535
October	12,971	
November	15,113	
December	16,913	
January	18,800	
February	20,838	
March	23,521	
April	24,711	
May	24,743	
June	24,743	

QUALITY

	Quantity	Base Number	Contract	AT	Region	England
% of FP17s for the same patient ID Re-attending within 3 months - Children	89	1,386	6.4%	12.2%	12.8%	11.9%
% of FP17s for the same patient ID Re-attending within 3 months - Adults	329	3,564	9.2%	15.5%	16.5%	15.9%
% of FP17s for the same patient ID Re-attending between 3 & 9 months - Children	817	1,386	58.9%	54.6%	59.7%	58.1%
% of FP17s for the same patient ID Re-attending between 3 & 9 months - Adults	2,164	3,564	60.7%	50.6%	53.0%	50.6%
% of FP17s for Band 1 Urgent Courses	353	4,429	8.0%	8.9%	9.2%	9.1%
% of FP17s Relating to Free Repair or Replacements	33	4,429	0.7%	1.2%	1.0%	0.8%
% of FP17s Relating to Continuations	38	4,429	0.9%	1.5%	1.2%	1.1%
% of Patients satisfied with the dentistry they have received	12	12	100.0%	90.2%	91.6%	91.4%
% of Patients satisfied with the time they had to wait for an appointment	10	12	83.3%	86.2%	88.1%	87.7%

* This is based on patients treated on this contract for their most recent course of treatment. Figures in italics indicate the base number of FP17s or Patient Questionnaire responses are less than 100. N/A is shown where the base number of responses is less than 10 during the period. % is calculated as Quantity/Base number*100

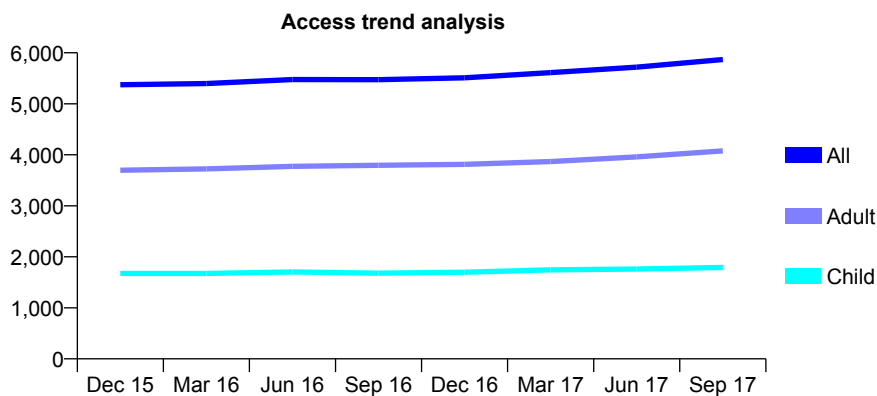
Q45 - Vital Signs At a Glance Contract Report for 101338/0085 - September 2017

Name or company name	Whitecross Dental Care Limited
Contract type name	GDS Contract
Purpose of contract	General
Contract start date	01/04/2009
Contract end date	

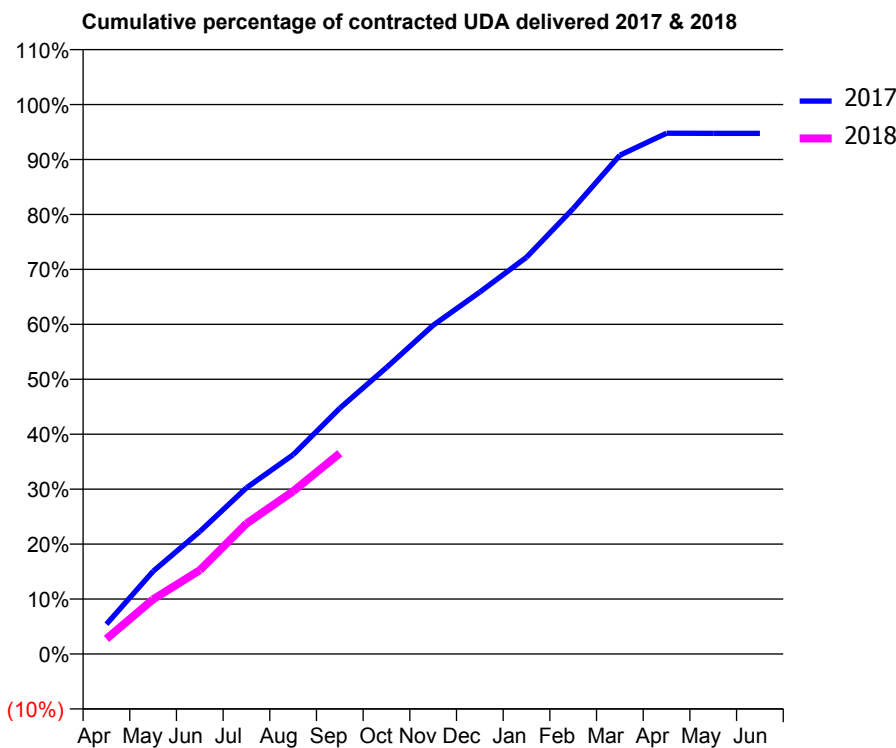
17/18 Contracted general activity (UDA)	19,500
Carry forward general activity (UDA)	0
17/18 Contracted orthodontic activity (UOA)	0
Carry forward orthodontic activity (UOA)	0
Baseline contract value	£548,400.12

ACCESS*

Patients seen in 24 months	Total	Change since previous quarter
Quarter ending September 2016	5,474	
Quarter ending December 2016	5,510	→
Quarter ending March 2017	5,612	→
Quarter ending June 2017	5,720	→
Quarter ending September 2017	5,869	↑
Variance since September 2016	7.2%	↑



ACTIVITY



Month	Adjusted Scheduled Activity (UDA)	
	2017	2018
April	1,057	539
May	2,936	1,940
June	4,344	2,974
July	5,901	4,631
August	7,073	5,778
September	8,723	7,126
October	10,166	
November	11,668	
December	12,845	
January	14,082	
February	15,806	
March	17,699	
April	18,482	
May	18,474	
June	18,477	

QUALITY

	Quantity	Base Number	Contract	AT	Region	England
% of FP17s for the same patient ID Re-attending within 3 months - Children	97	1,124	8.6%	12.2%	12.8%	11.9%
% of FP17s for the same patient ID Re-attending within 3 months - Adults	246	2,260	10.9%	15.5%	16.5%	15.9%
% of FP17s for the same patient ID Re-attending between 3 & 9 months - Children	525	1,124	46.7%	54.6%	59.7%	58.1%
% of FP17s for the same patient ID Re-attending between 3 & 9 months - Adults	1,048	2,260	46.4%	50.6%	53.0%	50.6%
% of FP17s for Band 1 Urgent Courses	220	3,078	7.1%	8.9%	9.2%	9.1%
% of FP17s Relating to Free Repair or Replacements	8	3,078	0.3%	1.2%	1.0%	0.8%
% of FP17s Relating to Continuations	45	3,078	1.5%	1.5%	1.2%	1.1%
% of Patients satisfied with the dentistry they have received	8	8	N/A	90.2%	91.6%	91.4%
% of Patients satisfied with the time they had to wait for an appointment	8	8	N/A	86.2%	88.1%	87.7%

* This is based on patients treated on this contract for their most recent course of treatment. Figures in italics indicate the base number of FP17s or Patient Questionnaire responses are less than 100. N/A is shown where the base number of responses is less than 10 during the period. % is calculated as Quantity/Base number*100

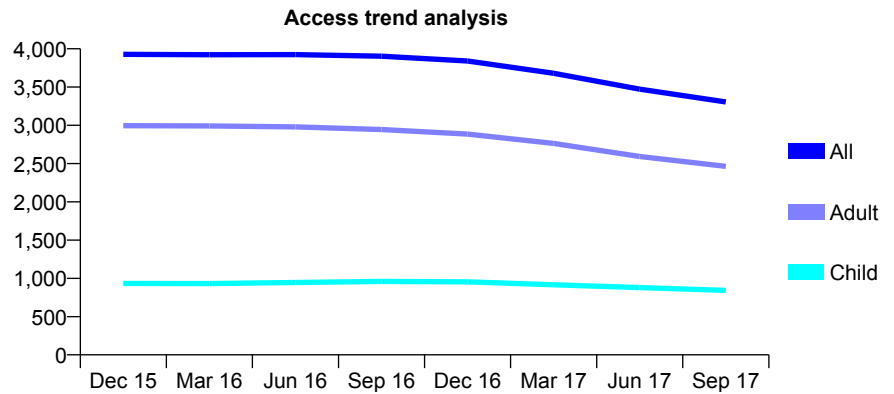
Q45 - Vital Signs At a Glance Contract Report for 101435/0059 - September 2017

Name or company name	IDH Limited
Contract type name	GDS Contract
Purpose of contract	General
Contract start date	01/04/2007
Contract end date	

17/18 Contracted general activity (UDA)	14,807
Carry forward general activity (UDA)	0
17/18 Contracted orthodontic activity (UOA)	0
Carry forward orthodontic activity (UOA)	0
Baseline contract value	£316,778.87

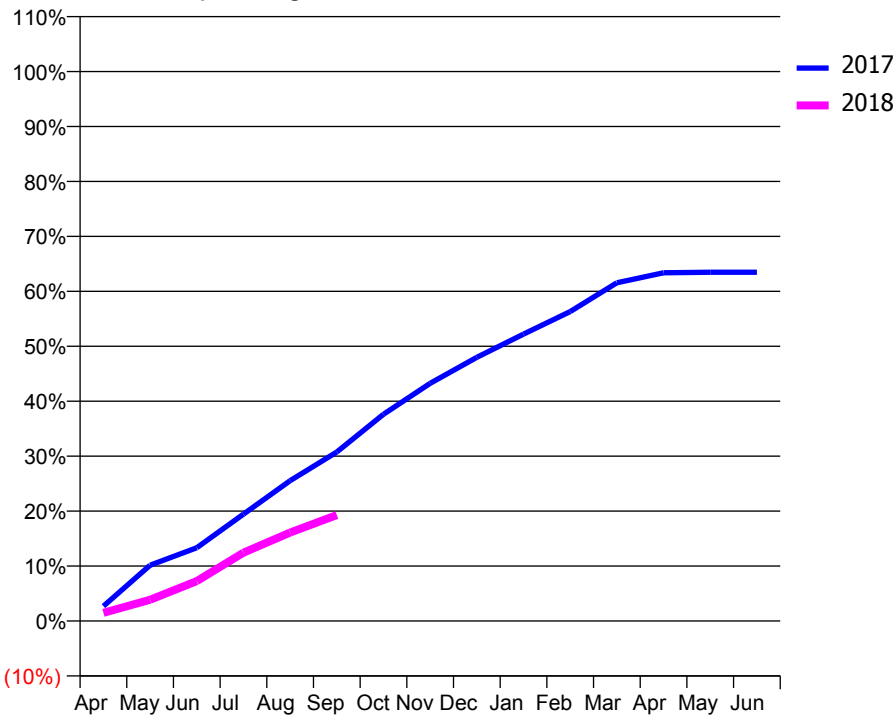
ACCESS*

Patients seen in 24 months	Total	Change since previous quarter
Quarter ending September 2016	3,903	
Quarter ending December 2016	3,840	↓
Quarter ending March 2017	3,680	↓
Quarter ending June 2017	3,472	↓
Quarter ending September 2017	3,306	↓
Variance since September 2016	(15.3%)	↓



ACTIVITY

Cumulative percentage of contracted UDA delivered 2017 & 2018



Month	Adjusted Scheduled Activity (UDA)	
	2017	2018
April	401	220
May	1,503	573
June	1,976	1,077
July	2,880	1,842
August	3,780	2,385
September	4,553	2,856
October	5,572	
November	6,406	
December	7,106	
January	7,730	
February	8,338	
March	9,115	
April	9,383	
May	9,399	
June	9,399	

QUALITY

	Quantity	Base Number	Contract	AT	Region	England
% of FP17s for the same patient ID Re-attending within 3 months - Children	19	357	5.3%	12.2%	12.8%	11.9%
% of FP17s for the same patient ID Re-attending within 3 months - Adults	118	1,184	10.0%	15.5%	16.5%	15.9%
% of FP17s for the same patient ID Re-attending between 3 & 9 months - Children	182	357	51.0%	54.6%	59.7%	58.1%
% of FP17s for the same patient ID Re-attending between 3 & 9 months - Adults	626	1,184	52.9%	50.6%	53.0%	50.6%
% of FP17s for Band 1 Urgent Courses	134	1,440	9.3%	8.9%	9.2%	9.1%
% of FP17s Relating to Free Repair or Replacements	13	1,440	0.9%	1.2%	1.0%	0.8%
% of FP17s Relating to Continuations	8	1,440	0.6%	1.5%	1.2%	1.1%
% of Patients satisfied with the dentistry they have received	16	18	88.9%	90.2%	91.6%	91.4%
% of Patients satisfied with the time they had to wait for an appointment	12	18	66.7%	86.2%	88.1%	87.7%

* This is based on patients treated on this contract for their most recent course of treatment. Figures in italics indicate the base number of FP17s or Patient Questionnaire responses are less than 100. N/A is shown where the base number of responses is less than 10 during the period. % is calculated as Quantity/Base number*100

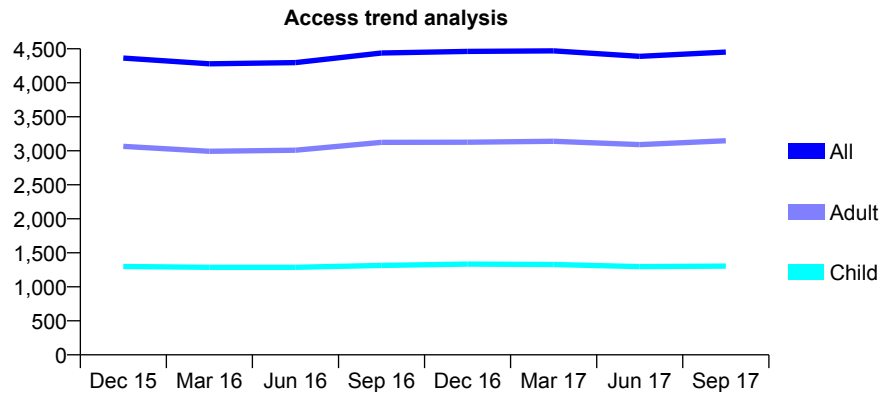
Q45 - Vital Signs At a Glance Contract Report for 101435/0060 - September 2017

Name or company name	IDH Limited
Contract type name	GDS Contract
Purpose of contract	General
Contract start date	11/06/2007
Contract end date	

17/18 Contracted general activity (UDA)	15,717
Carry forward general activity (UDA)	398
17/18 Contracted orthodontic activity (UOA)	0
Carry forward orthodontic activity (UOA)	0
Baseline contract value	£347,345.33

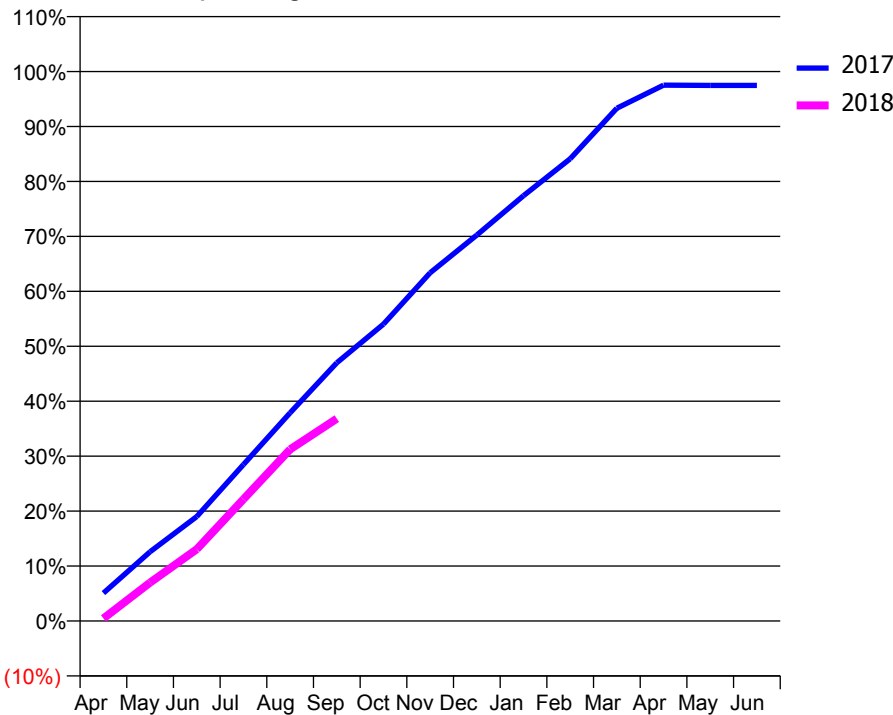
ACCESS*

Patients seen in 24 months	Total	Change since previous quarter
Quarter ending September 2016	4,439	
Quarter ending December 2016	4,461	→
Quarter ending March 2017	4,470	→
Quarter ending June 2017	4,389	↓
Quarter ending September 2017	4,452	→
Variance since September 2016	0.3%	→



ACTIVITY

Cumulative percentage of contracted UDA delivered 2017 & 2018



Month	Adjusted Scheduled Activity (UDA)	
	2017	2018
April	799	73
May	1,983	1,102
June	2,989	2,052
July	4,477	3,484
August	5,956	4,911
September	7,386	5,788
October	8,490	
November	9,960	
December	11,039	
January	12,163	
February	13,223	
March	14,666	
April	15,328	
May	15,319	
June	15,319	

QUALITY

	Quantity	Base Number	Contract	AT	Region	England
% of FP17s for the same patient ID Re-attending within 3 months - Children	45	844	5.3%	12.2%	12.8%	11.9%
% of FP17s for the same patient ID Re-attending within 3 months - Adults	226	1,800	12.6%	15.5%	16.5%	15.9%
% of FP17s for the same patient ID Re-attending between 3 & 9 months - Children	458	844	54.3%	54.6%	59.7%	58.1%
% of FP17s for the same patient ID Re-attending between 3 & 9 months - Adults	806	1,800	44.8%	50.6%	53.0%	50.6%
% of FP17s for Band 1 Urgent Courses	130	2,417	5.4%	8.9%	9.2%	9.1%
% of FP17s Relating to Free Repair or Replacements	16	2,417	0.7%	1.2%	1.0%	0.8%
% of FP17s Relating to Continuations	55	2,417	2.3%	1.5%	1.2%	1.1%
% of Patients satisfied with the dentistry they have received	17	20	85.0%	90.2%	91.6%	91.4%
% of Patients satisfied with the time they had to wait for an appointment	20	20	100.0%	86.2%	88.1%	87.7%

* This is based on patients treated on this contract for their most recent course of treatment. Figures in italics indicate the base number of FP17s or Patient Questionnaire responses are less than 100. N/A is shown where the base number of responses is less than 10 during the period. % is calculated as Quantity/Base number*100

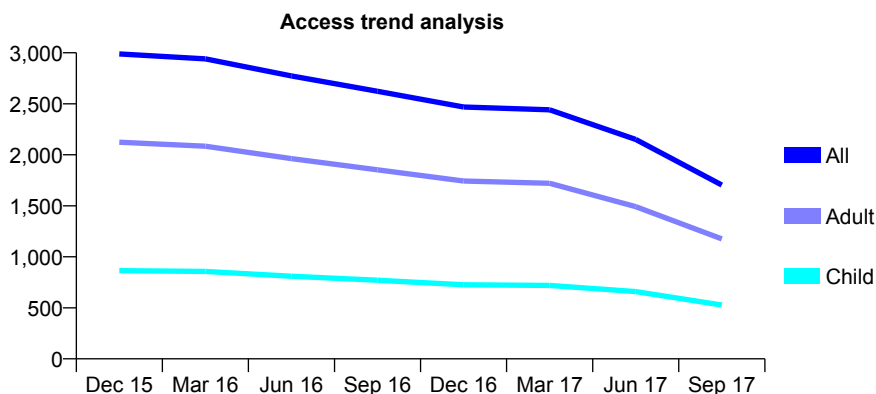
Q45 - Vital Signs At a Glance Contract Report for 101435/0061 - September 2017

Name or company name	IDH Limited
Contract type name	GDS Contract
Purpose of contract	General
Contract start date	18/06/2007
Contract end date	28/07/2017

17/18 Contracted general activity (UDA)	3,090
Carry forward general activity (UDA)	0
17/18 Contracted orthodontic activity (UOA)	0
Carry forward orthodontic activity (UOA)	0
Baseline contract value	£66,107.74

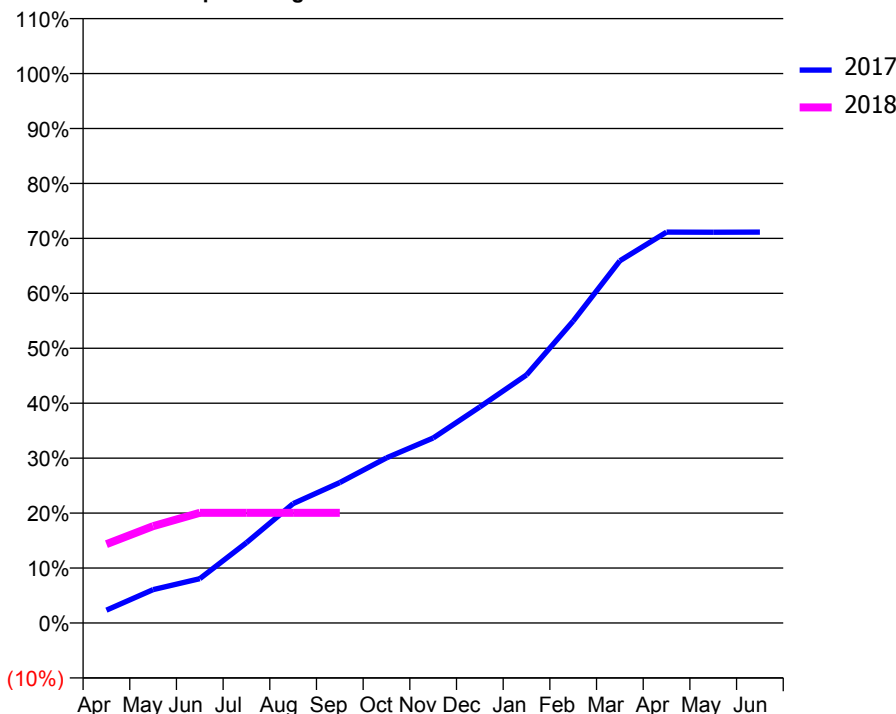
ACCESS*

Patients seen in 24 months	Total	Change since previous quarter
Quarter ending September 2016	2,623	
Quarter ending December 2016	2,469	↓
Quarter ending March 2017	2,441	↓
Quarter ending June 2017	2,151	↓
Quarter ending September 2017	1,704	↓
Variance since September 2016	(35.0%)	↓



ACTIVITY

Cumulative percentage of contracted UDA delivered 2017 & 2018



Month	2017	2018
April	223	444
May	578	545
June	767	620
July	1,389	620
August	2,064	620
September	2,430	620
October	2,854	
November	3,199	
December	3,735	
January	4,288	
February	5,221	
March	6,263	
April	6,758	
May	6,755	
June	6,759	

QUALITY

	Quantity	Base Number	Contract	AT	Region	England
% of FP17s for the same patient ID Re-attending within 3 months - Children	4	91	4.4%	12.2%	12.8%	11.9%
% of FP17s for the same patient ID Re-attending within 3 months - Adults	34	199	17.1%	15.5%	16.5%	15.9%
% of FP17s for the same patient ID Re-attending between 3 & 9 months - Children	34	91	37.4%	54.6%	59.7%	58.1%
% of FP17s for the same patient ID Re-attending between 3 & 9 months - Adults	56	199	28.1%	50.6%	53.0%	50.6%
% of FP17s for Band 1 Urgent Courses	9	157	5.7%	8.9%	9.2%	9.1%
% of FP17s Relating to Free Repair or Replacements	2	157	1.3%	1.2%	1.0%	0.8%
% of FP17s Relating to Continuations	6	157	3.8%	1.5%	1.2%	1.1%
% of Patients satisfied with the dentistry they have received	3	3	N/A	90.2%	91.6%	91.4%
% of Patients satisfied with the time they had to wait for an appointment	3	3	N/A	86.2%	88.1%	87.7%

* This is based on patients treated on this contract for their most recent course of treatment. Figures in italics indicate the base number of FP17s or Patient Questionnaire responses are less than 100. N/A is shown where the base number of responses is less than 10 during the period. % is calculated as Quantity/Base number*100

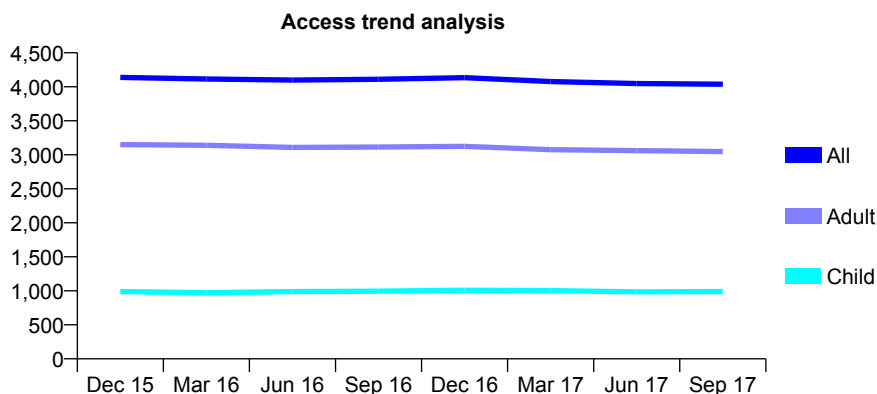
Q45 - Vital Signs At a Glance Contract Report for 101435/0078 - September 2017

Name or company name	IDH Limited
Contract type name	GDS Contract
Purpose of contract	General
Contract start date	01/01/2008
Contract end date	

17/18 Contracted general activity (UDA)	12,900
Carry forward general activity (UDA)	0
17/18 Contracted orthodontic activity (UOA)	0
Carry forward orthodontic activity (UOA)	0
Baseline contract value	£347,563.22

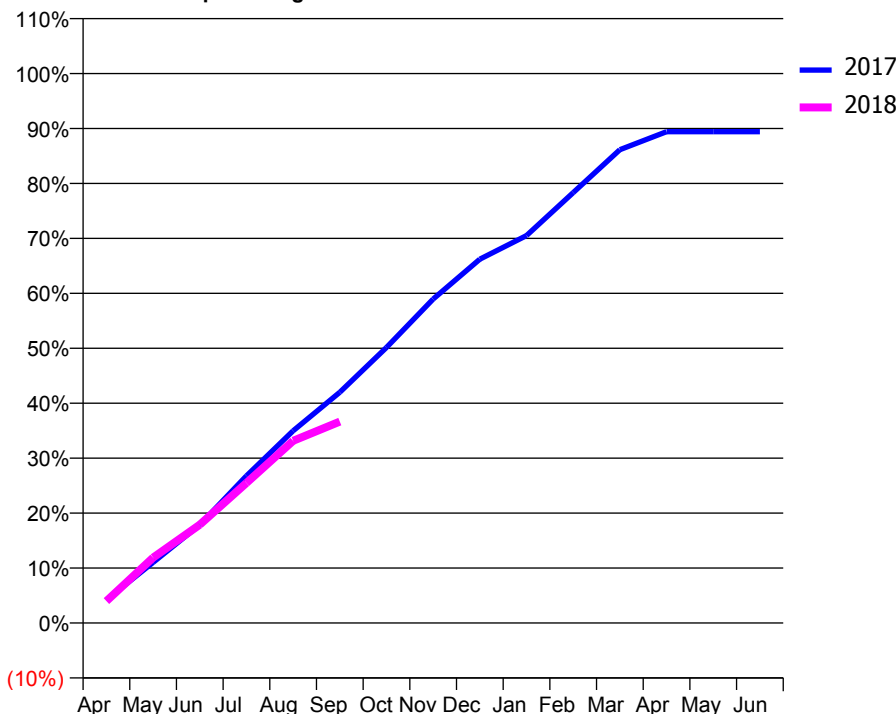
ACCESS*

Patients seen in 24 months	Total	Change since previous quarter
Quarter ending September 2016	4,111	
Quarter ending December 2016	4,134	→
Quarter ending March 2017	4,078	↓
Quarter ending June 2017	4,048	→
Quarter ending September 2017	4,039	→
Variance since September 2016	(1.8%)	↓



ACTIVITY

Cumulative percentage of contracted UDA delivered 2017 & 2018



Adjusted Scheduled Activity (UDA)

Month	2017	2018
April	544	516
May	1,421	1,536
June	2,305	2,309
July	3,453	3,290
August	4,511	4,277
September	5,417	4,728
October	6,469	
November	7,604	
December	8,540	
January	9,095	
February	10,103	
March	11,112	
April	11,535	
May	11,533	
June	11,533	

QUALITY

	Quantity	Base Number	Contract	AT	Region	England
% of FP17s for the same patient ID Re-attending within 3 months - Children	38	667	5.7%	12.2%	12.8%	11.9%
% of FP17s for the same patient ID Re-attending within 3 months - Adults	189	1,875	10.1%	15.5%	16.5%	15.9%
% of FP17s for the same patient ID Re-attending between 3 & 9 months - Children	407	667	61.0%	54.6%	59.7%	58.1%
% of FP17s for the same patient ID Re-attending between 3 & 9 months - Adults	1,025	1,875	54.7%	50.6%	53.0%	50.6%
% of FP17s for Band 1 Urgent Courses	133	2,359	5.6%	8.9%	9.2%	9.1%
% of FP17s Relating to Free Repair or Replacements	14	2,359	0.6%	1.2%	1.0%	0.8%
% of FP17s Relating to Continuations	35	2,359	1.5%	1.5%	1.2%	1.1%
% of Patients satisfied with the dentistry they have received	7	9	N/A	90.2%	91.6%	91.4%
% of Patients satisfied with the time they had to wait for an appointment	6	9	N/A	86.2%	88.1%	87.7%

* This is based on patients treated on this contract for their most recent course of treatment. Figures in italics indicate the base number of FP17s or Patient Questionnaire responses are less than 100. N/A is shown where the base number of responses is less than 10 during the period. % is calculated as Quantity/Base number*100

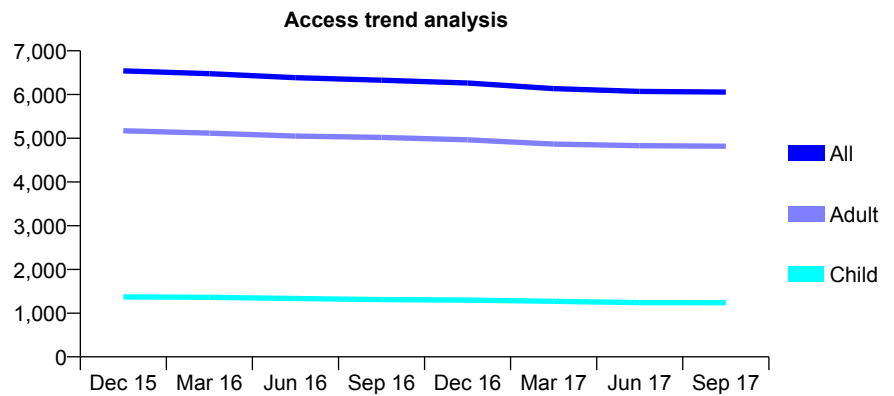
Q45 - Vital Signs At a Glance Contract Report for 101435/0115 - September 2017

Name or company name	IDH Limited
Contract type name	GDS Contract
Purpose of contract	General
Contract start date	01/09/2008
Contract end date	

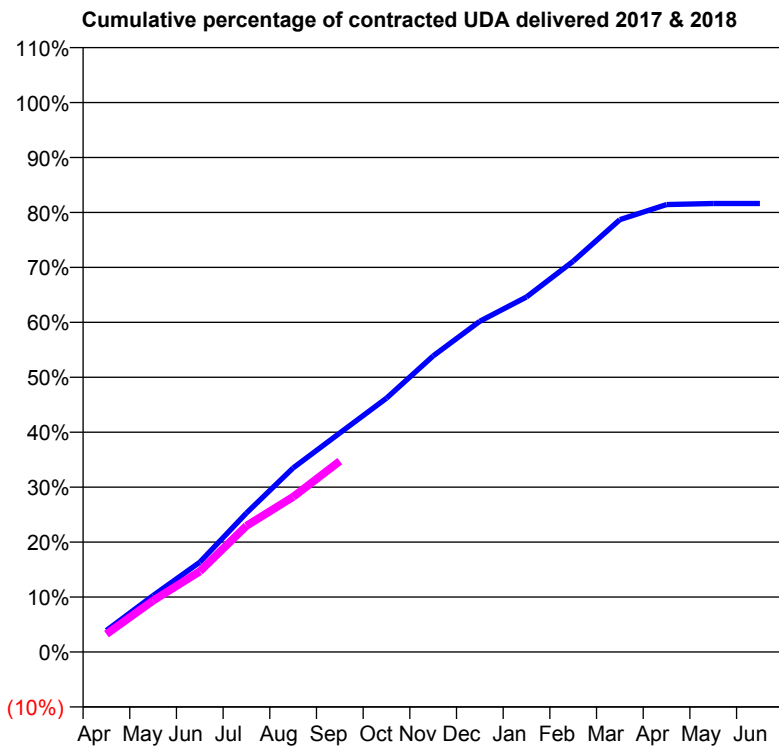
17/18 Contracted general activity (UDA)	20,000
Carry forward general activity (UDA)	0
17/18 Contracted orthodontic activity (UOA)	0
Carry forward orthodontic activity (UOA)	0
Baseline contract value	£505,536.62

ACCESS*

Patients seen in 24 months	Total	Change since previous quarter
Quarter ending September 2016	6,327	
Quarter ending December 2016	6,262	↓
Quarter ending March 2017	6,136	↓
Quarter ending June 2017	6,071	↓
Quarter ending September 2017	6,055	→
Variance since September 2016	(4.3%)	↓



ACTIVITY



Month	Adjusted Scheduled Activity (UDA)	
	2017	2018
April	782	655
May	2,056	1,871
June	3,268	2,932
July	5,058	4,592
August	6,699	5,645
September	7,972	6,949
October	9,239	
November	10,777	
December	12,040	
January	12,924	
February	14,221	
March	15,736	
April	16,287	
May	16,324	
June	16,324	

QUALITY

	Quantity	Base Number	Contract	AT	Region	England
% of FP17s for the same patient ID Re-attending within 3 months - Children	31	832	3.7%	12.2%	12.8%	11.9%
% of FP17s for the same patient ID Re-attending within 3 months - Adults	406	2,945	13.8%	15.5%	16.5%	15.9%
% of FP17s for the same patient ID Re-attending between 3 & 9 months - Children	500	832	60.1%	54.6%	59.7%	58.1%
% of FP17s for the same patient ID Re-attending between 3 & 9 months - Adults	1,439	2,945	48.9%	50.6%	53.0%	50.6%
% of FP17s for Band 1 Urgent Courses	447	3,499	12.8%	8.9%	9.2%	9.1%
% of FP17s Relating to Free Repair or Replacements	7	3,499	0.2%	1.2%	1.0%	0.8%
% of FP17s Relating to Continuations	36	3,499	1.0%	1.5%	1.2%	1.1%
% of Patients satisfied with the dentistry they have received	23	25	92.0%	90.2%	91.6%	91.4%
% of Patients satisfied with the time they had to wait for an appointment	23	25	92.0%	86.2%	88.1%	87.7%

* This is based on patients treated on this contract for their most recent course of treatment. Figures in italics indicate the base number of FP17s or Patient Questionnaire responses are less than 100. N/A is shown where the base number of responses is less than 10 during the period. % is calculated as Quantity/Base number*100

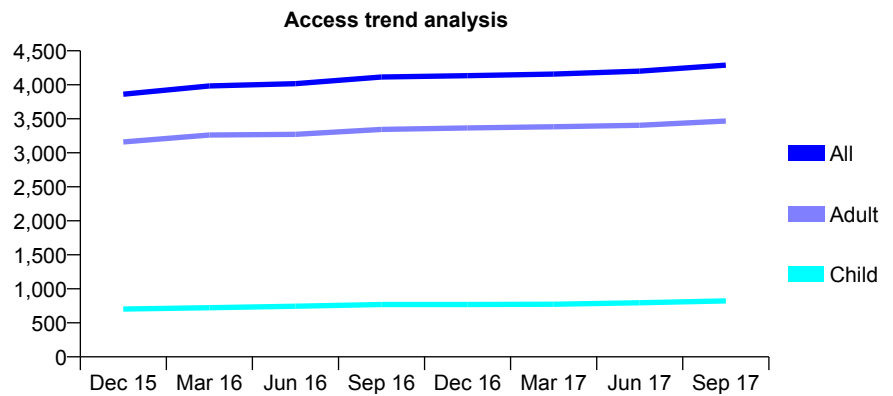
Q45 - Vital Signs At a Glance Contract Report for 103888/0001 - September 2017

Name or company name	The Fairfield Dental Practice Partnership
Contract type name	GDS Contract
Purpose of contract	General
Contract start date	23/11/2011
Contract end date	

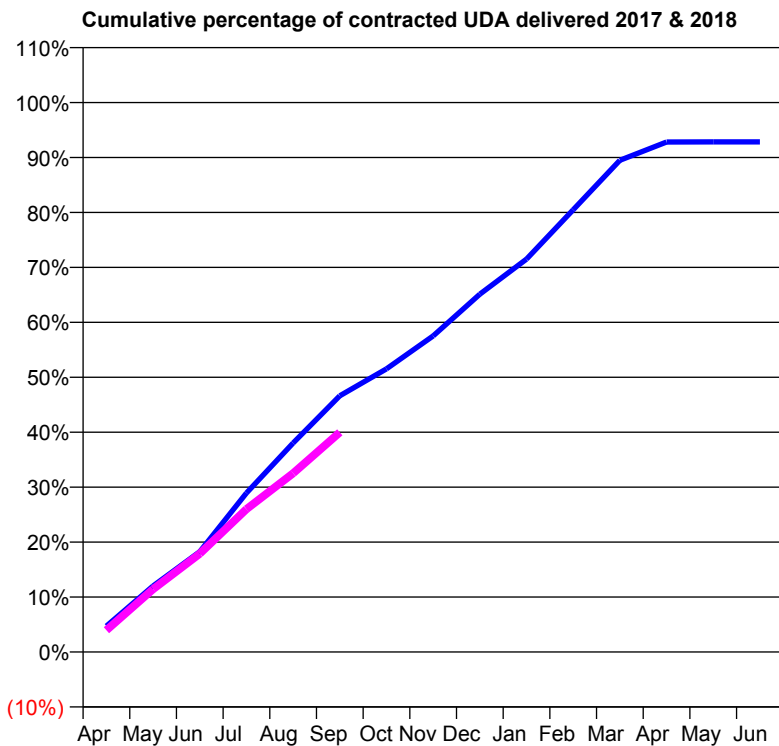
17/18 Contracted general activity (UDA)	12,432
Carry forward general activity (UDA)	0
17/18 Contracted orthodontic activity (UOA)	0
Carry forward orthodontic activity (UOA)	0
Baseline contract value	£325,016.19

ACCESS*

Patients seen in 24 months	Total	Change since previous quarter
Quarter ending September 2016	4,114	
Quarter ending December 2016	4,134	→
Quarter ending March 2017	4,158	→
Quarter ending June 2017	4,201	→
Quarter ending September 2017	4,289	↑
Variance since September 2016	4.3%	↑



ACTIVITY



Month	Adjusted Scheduled Activity (UDA)	
	2017	2018
April	586	494
May	1,495	1,423
June	2,270	2,225
July	3,597	3,233
August	4,730	4,043
September	5,797	4,970
October	6,408	
November	7,152	
December	8,095	
January	8,890	
February	10,006	
March	11,124	
April	11,538	
May	11,540	
June	11,540	

QUALITY

	Quantity	Base Number	Contract	AT	Region	England
% of FP17s for the same patient ID Re-attending within 3 months - Children	18	613	2.9%	12.2%	12.8%	11.9%
% of FP17s for the same patient ID Re-attending within 3 months - Adults	224	2,323	9.6%	15.5%	16.5%	15.9%
% of FP17s for the same patient ID Re-attending between 3 & 9 months - Children	342	613	55.8%	54.6%	59.7%	58.1%
% of FP17s for the same patient ID Re-attending between 3 & 9 months - Adults	1,256	2,323	54.1%	50.6%	53.0%	50.6%
% of FP17s for Band 1 Urgent Courses	22	2,703	0.8%	8.9%	9.2%	9.1%
% of FP17s Relating to Free Repair or Replacements	39	2,703	1.4%	1.2%	1.0%	0.8%
% of FP17s Relating to Continuations	83	2,703	3.1%	1.5%	1.2%	1.1%
% of Patients satisfied with the dentistry they have received	12	15	80.0%	90.2%	91.6%	91.4%
% of Patients satisfied with the time they had to wait for an appointment	11	15	73.3%	86.2%	88.1%	87.7%

* This is based on patients treated on this contract for their most recent course of treatment. Figures in italics indicate the base number of FP17s or Patient Questionnaire responses are less than 100. N/A is shown where the base number of responses is less than 10 during the period. % is calculated as Quantity/Base number*100

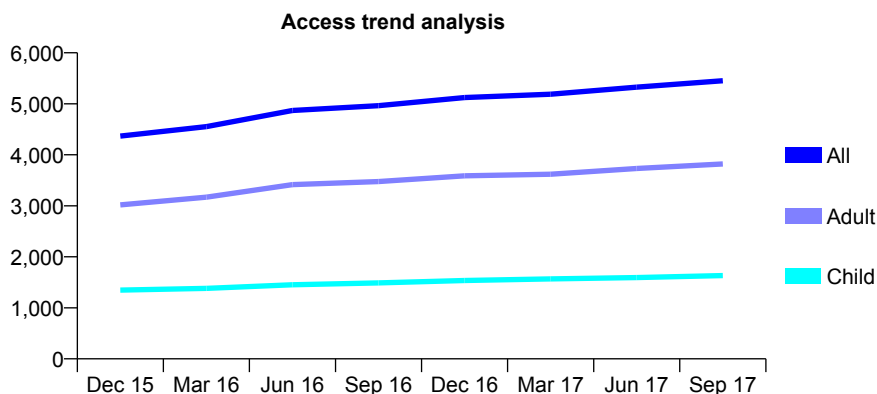
Q45 - Vital Signs At a Glance Contract Report for 114197/0001 - September 2017

Name or company name	Elliott & McCarthy Dental Surgery
Contract type name	GDS Contract
Purpose of contract	General
Contract start date	01/07/2014
Contract end date	

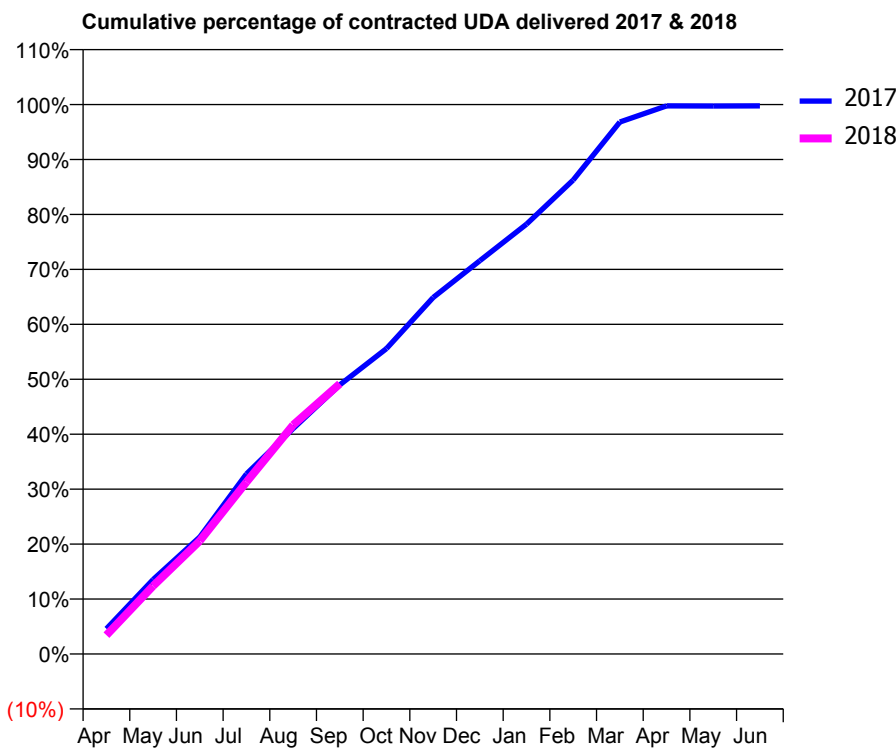
17/18 Contracted general activity (UDA)	15,793
Carry forward general activity (UDA)	-38
17/18 Contracted orthodontic activity (UOA)	0
Carry forward orthodontic activity (UOA)	0
Baseline contract value	£581,791.10

ACCESS*

Patients seen in 24 months	Total	Change since previous quarter
Quarter ending September 2016	4,964	
Quarter ending December 2016	5,124	↑
Quarter ending March 2017	5,187	→
Quarter ending June 2017	5,327	↑
Quarter ending September 2017	5,453	↑
Variance since September 2016	9.9%	↑



ACTIVITY



Month	Adjusted Scheduled Activity (UDA)	
	2017	2018
April	726	541
May	2,139	1,958
June	3,361	3,252
July	5,177	4,940
August	6,478	6,581
September	7,734	7,768
October	8,780	
November	10,247	
December	11,304	
January	12,352	
February	13,623	
March	15,289	
April	15,752	
May	15,751	
June	15,755	

QUALITY

	Quantity	Base Number	Contract	AT	Region	England
% of FP17s for the same patient ID Re-attending within 3 months - Children	80	1,180	6.8%	12.2%	12.8%	11.9%
% of FP17s for the same patient ID Re-attending within 3 months - Adults	386	2,576	15.0%	15.5%	16.5%	15.9%
% of FP17s for the same patient ID Re-attending between 3 & 9 months - Children	620	1,180	52.5%	54.6%	59.7%	58.1%
% of FP17s for the same patient ID Re-attending between 3 & 9 months - Adults	1,206	2,576	46.8%	50.6%	53.0%	50.6%
% of FP17s for Band 1 Urgent Courses	250	3,189	7.8%	8.9%	9.2%	9.1%
% of FP17s Relating to Free Repair or Replacements	23	3,189	0.7%	1.2%	1.0%	0.8%
% of FP17s Relating to Continuations	58	3,189	1.8%	1.5%	1.2%	1.1%
% of Patients satisfied with the dentistry they have received	25	26	96.2%	90.2%	91.6%	91.4%
% of Patients satisfied with the time they had to wait for an appointment	23	26	88.5%	86.2%	88.1%	87.7%

* This is based on patients treated on this contract for their most recent course of treatment. Figures in italics indicate the base number of FP17s or Patient Questionnaire responses are less than 100. N/A is shown where the base number of responses is less than 10 during the period. % is calculated as Quantity/Base number*100

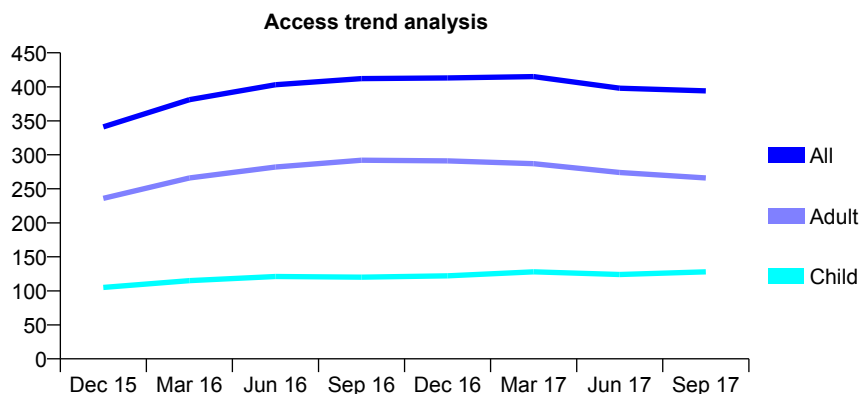
Q45 - Vital Signs At a Glance Contract Report for 114405/0001 - September 2017

Name or company name	Kingsgate Dental Surgery
Contract type name	GDS Contract
Purpose of contract	General
Contract start date	01/07/2014
Contract end date	

17/18 Contracted general activity (UDA)	1,221
Carry forward general activity (UDA)	-11
17/18 Contracted orthodontic activity (UOA)	0
Carry forward orthodontic activity (UOA)	0
Baseline contract value	£37,203.05

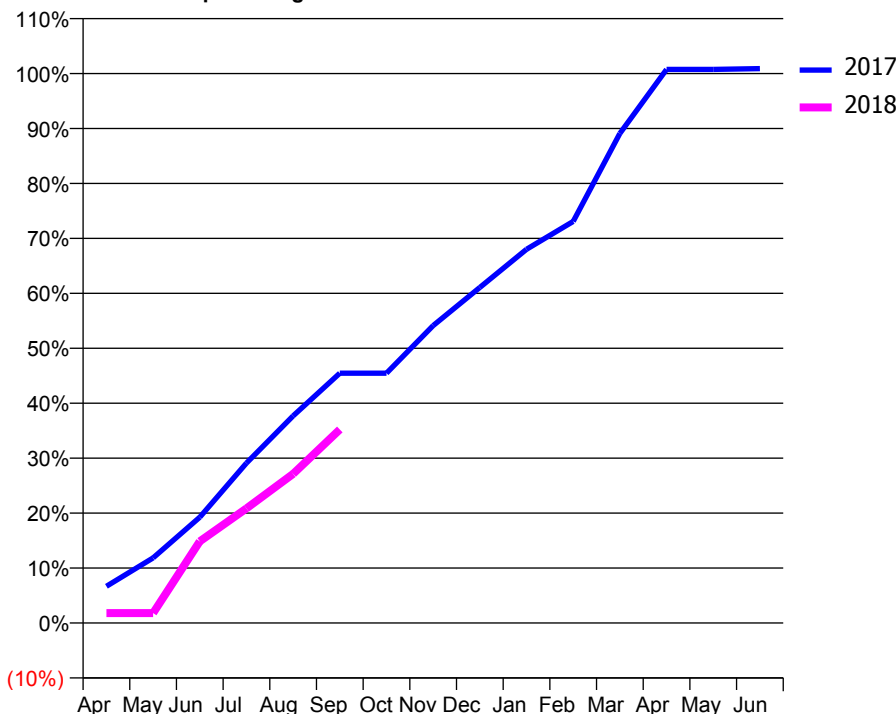
ACCESS*

Patients seen in 24 months	Total	Change since previous quarter
Quarter ending September 2016	412	
Quarter ending December 2016	413	→
Quarter ending March 2017	415	→
Quarter ending June 2017	398	↓
Quarter ending September 2017	394	↓
Variance since September 2016	(4.4%)	↓



ACTIVITY

Cumulative percentage of contracted UDA delivered 2017 & 2018



Month	Adjusted Scheduled Activity (UDA)	
	2017	2018
April	82	22
May	145	22
June	235	181
July	355	255
August	460	331
September	555	430
October	555	
November	661	
December	746	
January	830	
February	892	
March	1,088	
April	1,230	
May	1,230	
June	1,232	

QUALITY

	Quantity	Base Number	Contract	AT	Region	England
% of FP17s for the same patient ID Re-attending within 3 months - Children	12	117	10.3%	12.2%	12.8%	11.9%
% of FP17s for the same patient ID Re-attending within 3 months - Adults	29	152	19.1%	15.5%	16.5%	15.9%
% of FP17s for the same patient ID Re-attending between 3 & 9 months - Children	74	117	63.2%	54.6%	59.7%	58.1%
% of FP17s for the same patient ID Re-attending between 3 & 9 months - Adults	71	152	46.7%	50.6%	53.0%	50.6%
% of FP17s for Band 1 Urgent Courses	31	224	13.8%	8.9%	9.2%	9.1%
% of FP17s Relating to Free Repair or Replacements	3	224	1.3%	1.2%	1.0%	0.8%
% of FP17s Relating to Continuations	0	224	0.0%	1.5%	1.2%	1.1%
% of Patients satisfied with the dentistry they have received	0	0	N/A	90.2%	91.6%	91.4%
% of Patients satisfied with the time they had to wait for an appointment	0	0	N/A	86.2%	88.1%	87.7%

* This is based on patients treated on this contract for their most recent course of treatment. Figures in italics indicate the base number of FP17s or Patient Questionnaire responses are less than 100. N/A is shown where the base number of responses is less than 10 during the period. % is calculated as Quantity/Base number*100

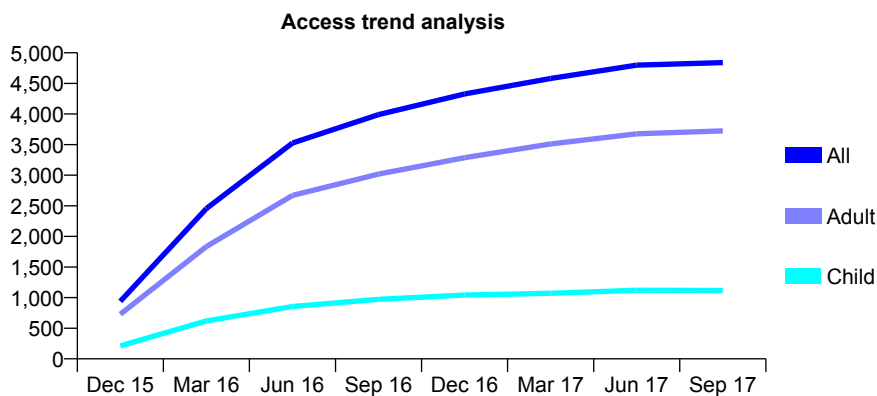
Q45 - Vital Signs At a Glance Contract Report for 115134/0001 - September 2017

Name or company name	Grace Dental Care Partnership
Contract type name	GDS Contract
Purpose of contract	General
Contract start date	01/11/2015
Contract end date	

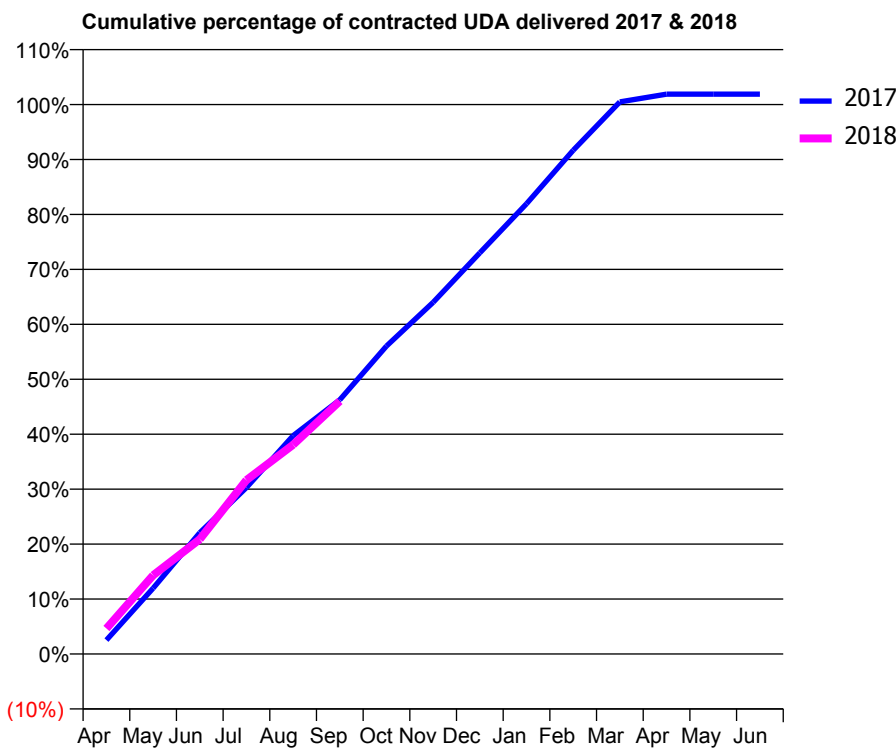
17/18 Contracted general activity (UDA)	13,542
Carry forward general activity (UDA)	-254
17/18 Contracted orthodontic activity (UOA)	0
Carry forward orthodontic activity (UOA)	0
Baseline contract value	£351,606.59

ACCESS*

Patients seen in 24 months	Total	Change since previous quarter
Quarter ending September 2016	3,991	
Quarter ending December 2016	4,328	↑
Quarter ending March 2017	4,581	↑
Quarter ending June 2017	4,798	↑
Quarter ending September 2017	4,840	→
Variance since September 2016	21.3%	↑



ACTIVITY



Month	Adjusted Scheduled Activity (UDA)	
	2017	2018
April	343	628
May	1,621	1,942
June	2,988	2,828
July	4,102	4,286
August	5,380	5,158
September	6,265	6,234
October	7,590	
November	8,667	
December	9,887	
January	11,095	
February	12,413	
March	13,606	
April	13,796	
May	13,796	
June	13,796	

QUALITY

	Quantity	Base Number	Contract	AT	Region	England
% of FP17s for the same patient ID Re-attending within 3 months - Children	31	722	4.3%	12.2%	12.8%	11.9%
% of FP17s for the same patient ID Re-attending within 3 months - Adults	288	2,417	11.9%	15.5%	16.5%	15.9%
% of FP17s for the same patient ID Re-attending between 3 & 9 months - Children	372	722	51.5%	54.6%	59.7%	58.1%
% of FP17s for the same patient ID Re-attending between 3 & 9 months - Adults	1,264	2,417	52.3%	50.6%	53.0%	50.6%
% of FP17s for Band 1 Urgent Courses	154	3,041	5.1%	8.9%	9.2%	9.1%
% of FP17s Relating to Free Repair or Replacements	33	3,041	1.1%	1.2%	1.0%	0.8%
% of FP17s Relating to Continuations	15	3,041	0.5%	1.5%	1.2%	1.1%
% of Patients satisfied with the dentistry they have received	7	9	N/A	90.2%	91.6%	91.4%
% of Patients satisfied with the time they had to wait for an appointment	8	9	N/A	86.2%	88.1%	87.7%

* This is based on patients treated on this contract for their most recent course of treatment. Figures in italics indicate the base number of FP17s or Patient Questionnaire responses are less than 100. N/A is shown where the base number of responses is less than 10 during the period. % is calculated as Quantity/Base number*100

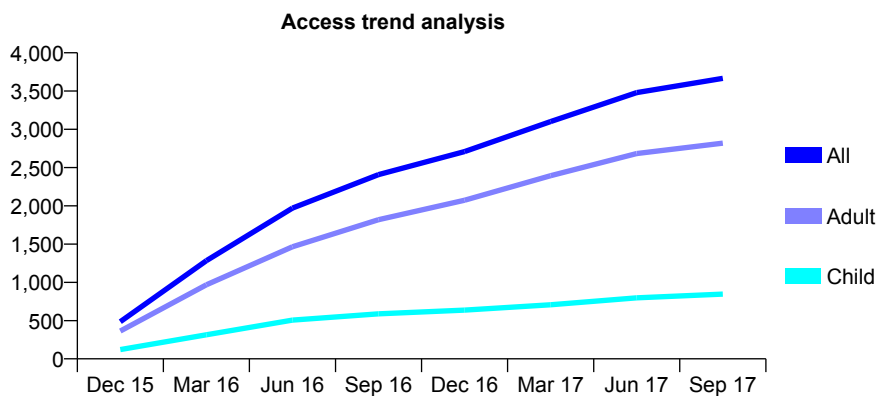
Q45 - Vital Signs At a Glance Contract Report for 115134/0002 - September 2017

Name or company name	Grace Dental Care Partnership
Contract type name	GDS Contract
Purpose of contract	General
Contract start date	01/11/2015
Contract end date	

17/18 Contracted general activity (UDA)	13,675
Carry forward general activity (UDA)	0
17/18 Contracted orthodontic activity (UOA)	0
Carry forward orthodontic activity (UOA)	0
Baseline contract value	£515,005.30

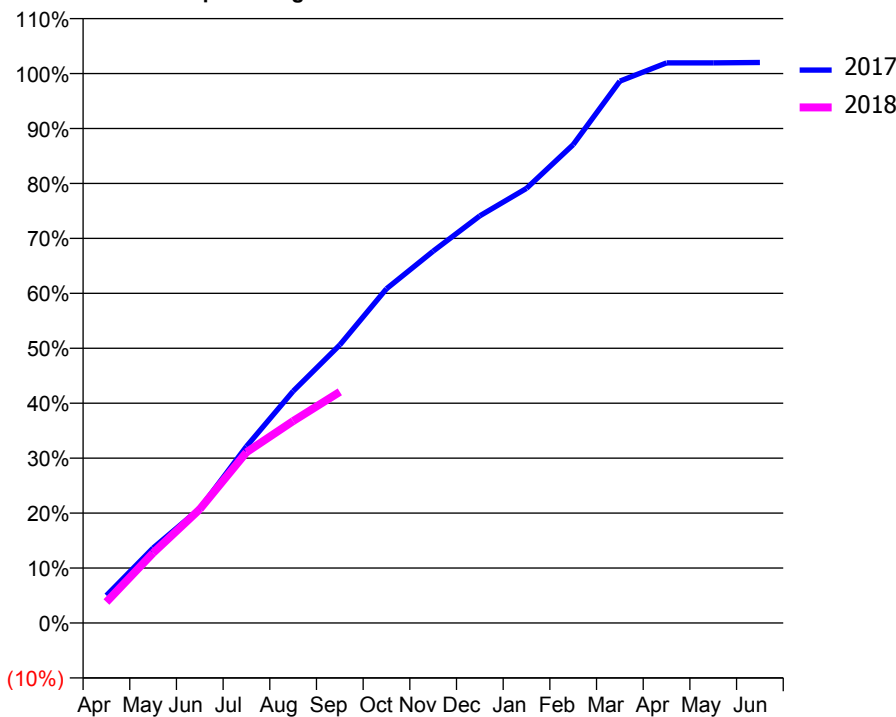
ACCESS*

Patients seen in 24 months	Total	Change since previous quarter
Quarter ending September 2016	2,408	
Quarter ending December 2016	2,710	↑
Quarter ending March 2017	3,101	↑
Quarter ending June 2017	3,480	↑
Quarter ending September 2017	3,667	↑
Variance since September 2016	52.3%	↑



ACTIVITY

Cumulative percentage of contracted UDA delivered 2017 & 2018



Month	Adjusted Scheduled Activity (UDA)	
	2017	2018
April	684	521
May	1,865	1,745
June	2,848	2,832
July	4,395	4,251
August	5,768	5,025
September	6,920	5,754
October	8,318	
November	9,255	
December	10,133	
January	10,817	
February	11,906	
March	13,483	
April	13,940	
May	13,940	
June	13,951	

QUALITY

	Quantity	Base Number	Contract	AT	Region	England
% of FP17s for the same patient ID Re-attending within 3 months - Children	26	450	5.8%	12.2%	12.8%	11.9%
% of FP17s for the same patient ID Re-attending within 3 months - Adults	240	1,457	16.5%	15.5%	16.5%	15.9%
% of FP17s for the same patient ID Re-attending between 3 & 9 months - Children	121	450	26.9%	54.6%	59.7%	58.1%
% of FP17s for the same patient ID Re-attending between 3 & 9 months - Adults	454	1,457	31.2%	50.6%	53.0%	50.6%
% of FP17s for Band 1 Urgent Courses	241	1,796	13.4%	8.9%	9.2%	9.1%
% of FP17s Relating to Free Repair or Replacements	20	1,796	1.1%	1.2%	1.0%	0.8%
% of FP17s Relating to Continuations	41	1,796	2.3%	1.5%	1.2%	1.1%
% of Patients satisfied with the dentistry they have received	5	5	N/A	90.2%	91.6%	91.4%
% of Patients satisfied with the time they had to wait for an appointment	3	5	N/A	86.2%	88.1%	87.7%

* This is based on patients treated on this contract for their most recent course of treatment. Figures in italics indicate the base number of FP17s or Patient Questionnaire responses are less than 100. N/A is shown where the base number of responses is less than 10 during the period. % is calculated as Quantity/Base number*100

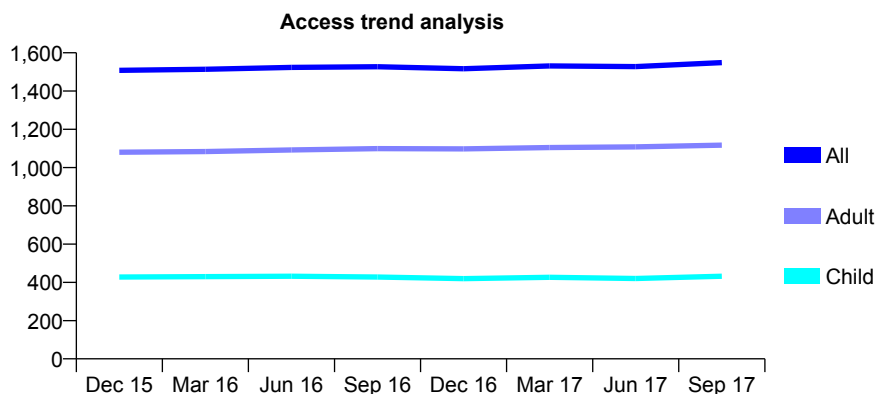
Q45 - Vital Signs At a Glance Contract Report for 116491/0001 - September 2017

Name or company name	Toothwise Ltd.
Contract type name	GDS Contract
Purpose of contract	General
Contract start date	01/04/2009
Contract end date	

17/18 Contracted general activity (UDA)	4,589
Carry forward general activity (UDA)	0
17/18 Contracted orthodontic activity (UOA)	0
Carry forward orthodontic activity (UOA)	0
Baseline contract value	£157,724.19

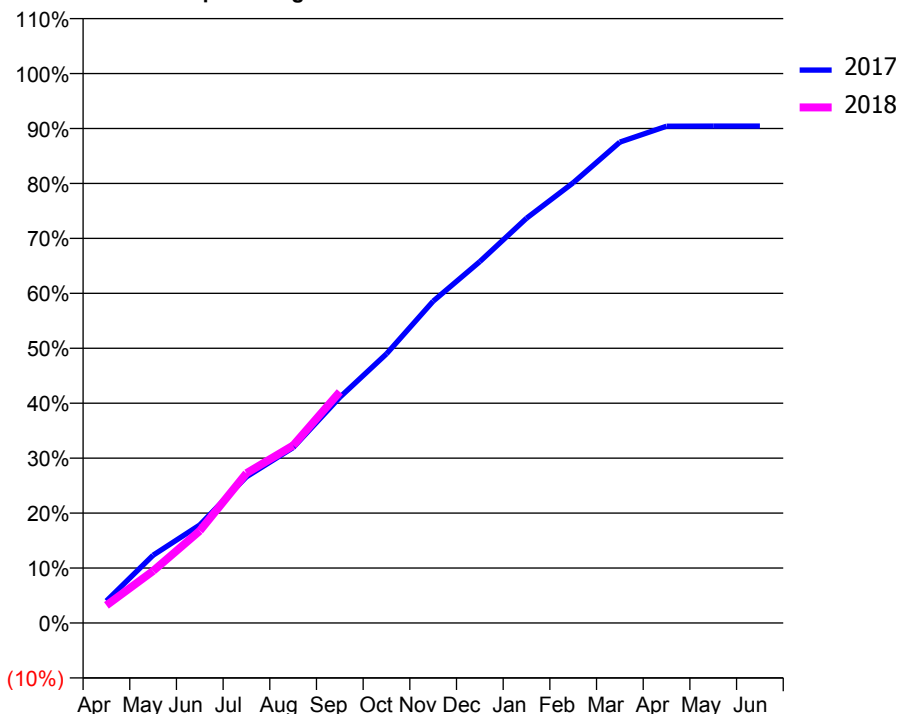
ACCESS*

Patients seen in 24 months	Total	Change since previous quarter
Quarter ending September 2016	1,527	
Quarter ending December 2016	1,517	→
Quarter ending March 2017	1,531	→
Quarter ending June 2017	1,528	→
Quarter ending September 2017	1,549	→
Variance since September 2016	1.4%	→



ACTIVITY

Cumulative percentage of contracted UDA delivered 2017 & 2018



Month	Adjusted Scheduled Activity (UDA)	
	2017	2018
April	184	148
May	566	435
June	819	770
July	1,221	1,251
August	1,465	1,482
September	1,884	1,930
October	2,247	
November	2,688	
December	3,019	
January	3,381	
February	3,677	
March	4,016	
April	4,149	
May	4,150	
June	4,150	

QUALITY

	Quantity	Base Number	Contract	AT	Region	England
% of FP17s for the same patient ID Re-attending within 3 months - Children	16	397	4.0%	12.2%	12.8%	11.9%
% of FP17s for the same patient ID Re-attending within 3 months - Adults	80	843	9.5%	15.5%	16.5%	15.9%
% of FP17s for the same patient ID Re-attending between 3 & 9 months - Children	286	397	72.0%	54.6%	59.7%	58.1%
% of FP17s for the same patient ID Re-attending between 3 & 9 months - Adults	526	843	62.4%	50.6%	53.0%	50.6%
% of FP17s for Band 1 Urgent Courses	5	1,146	0.4%	8.9%	9.2%	9.1%
% of FP17s Relating to Free Repair or Replacements	3	1,146	0.3%	1.2%	1.0%	0.8%
% of FP17s Relating to Continuations	0	1,146	0.0%	1.5%	1.2%	1.1%
% of Patients satisfied with the dentistry they have received	6	8	N/A	90.2%	91.6%	91.4%
% of Patients satisfied with the time they had to wait for an appointment	7	8	N/A	86.2%	88.1%	87.7%

* This is based on patients treated on this contract for their most recent course of treatment. Figures in italics indicate the base number of FP17s or Patient Questionnaire responses are less than 100. N/A is shown where the base number of responses is less than 10 during the period. % is calculated as Quantity/Base number*100

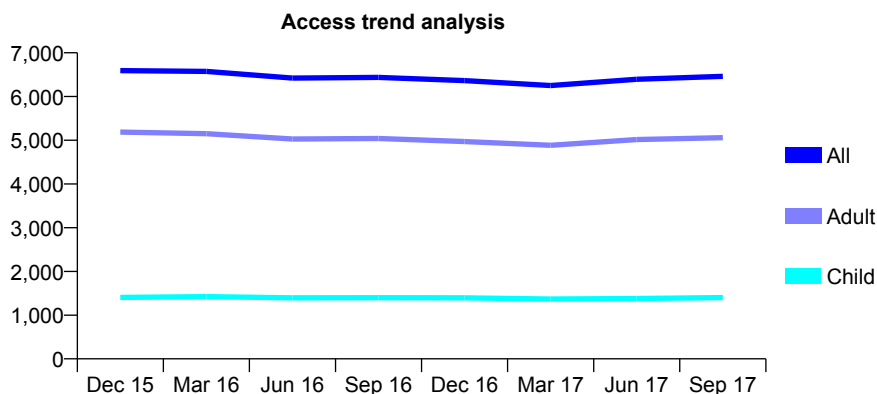
Q45 - Vital Signs At a Glance Contract Report for 118060/0002 - September 2017

Name or company name	Genix Healthcare Ltd
Contract type name	GDS Contract
Purpose of contract	General
Contract start date	07/09/2006
Contract end date	

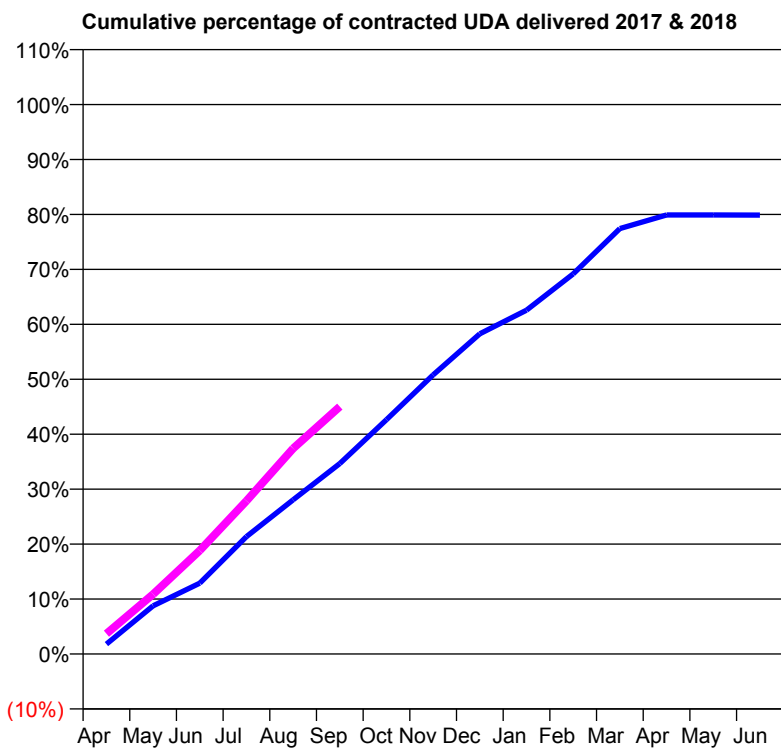
17/18 Contracted general activity (UDA)	20,500
Carry forward general activity (UDA)	0
17/18 Contracted orthodontic activity (UOA)	0
Carry forward orthodontic activity (UOA)	0
Baseline contract value	£529,365.33

ACCESS*

Patients seen in 24 months	Total	Change since previous quarter
Quarter ending September 2016	6,437	
Quarter ending December 2016	6,364	↓
Quarter ending March 2017	6,251	↓
Quarter ending June 2017	6,396	↑
Quarter ending September 2017	6,461	→
Variance since September 2016	0.4%	→



ACTIVITY



Month	Adjusted Scheduled Activity (UDA)	
	2017	2018
April	369	761
May	1,798	2,229
June	2,642	3,862
July	4,378	5,713
August	5,754	7,667
September	7,109	9,232
October	8,744	
November	10,414	
December	11,949	
January	12,825	
February	14,180	
March	15,873	
April	16,377	
May	16,379	
June	16,375	

QUALITY

	Quantity	Base Number	Contract	AT	Region	England
% of FP17s for the same patient ID Re-attending within 3 months - Children	54	1,119	4.8%	12.2%	12.8%	11.9%
% of FP17s for the same patient ID Re-attending within 3 months - Adults	339	3,815	8.9%	15.5%	16.5%	15.9%
% of FP17s for the same patient ID Re-attending between 3 & 9 months - Children	713	1,119	63.7%	54.6%	59.7%	58.1%
% of FP17s for the same patient ID Re-attending between 3 & 9 months - Adults	2,329	3,815	61.0%	50.6%	53.0%	50.6%
% of FP17s for Band 1 Urgent Courses	187	4,618	4.0%	8.9%	9.2%	9.1%
% of FP17s Relating to Free Repair or Replacements	61	4,618	1.3%	1.2%	1.0%	0.8%
% of FP17s Relating to Continuations	22	4,618	0.5%	1.5%	1.2%	1.1%
% of Patients satisfied with the dentistry they have received	8	10	80.0%	90.2%	91.6%	91.4%
% of Patients satisfied with the time they had to wait for an appointment	8	10	80.0%	86.2%	88.1%	87.7%

* This is based on patients treated on this contract for their most recent course of treatment. Figures in italics indicate the base number of FP17s or Patient Questionnaire responses are less than 100. N/A is shown where the base number of responses is less than 10 during the period. % is calculated as Quantity/Base number*100

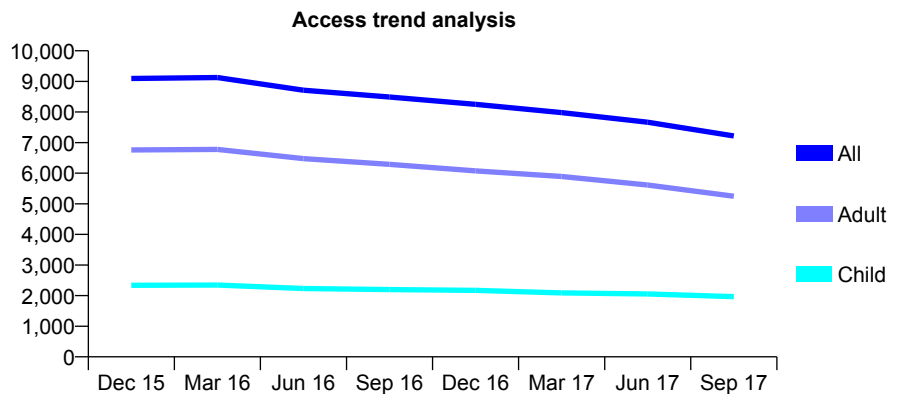
Q45 - Vital Signs At a Glance Contract Report for 118060/0003 - September 2017

Name or company name	Genix Healthcare Ltd
Contract type name	GDS Contract
Purpose of contract	General
Contract start date	04/10/2006
Contract end date	

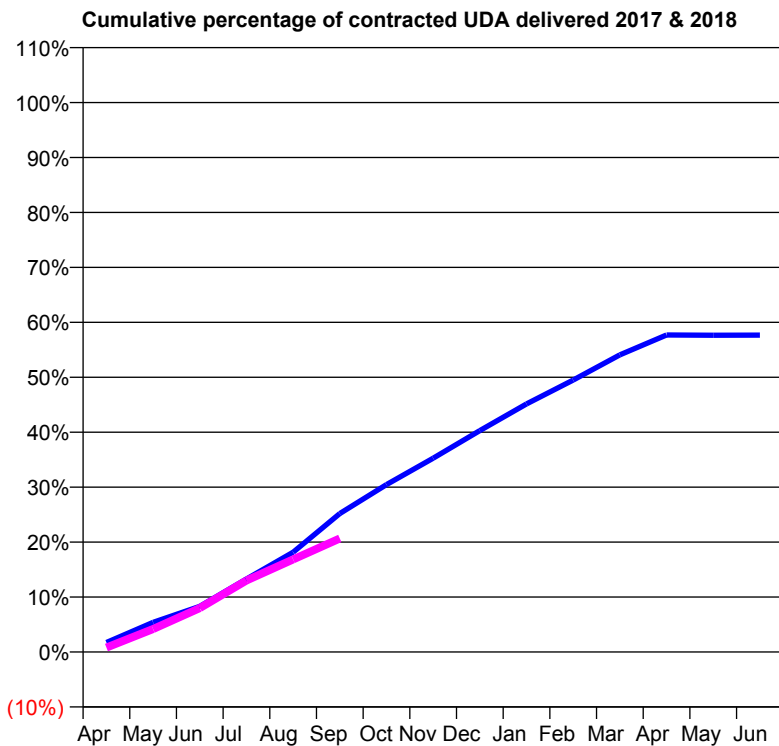
17/18 Contracted general activity (UDA)	33,015
Carry forward general activity (UDA)	0
17/18 Contracted orthodontic activity (UOA)	0
Carry forward orthodontic activity (UOA)	0
Baseline contract value	£743,507.41

ACCESS*

Patients seen in 24 months	Total	Change since previous quarter
Quarter ending September 2016	8,490	
Quarter ending December 2016	8,252	↓
Quarter ending March 2017	7,981	↓
Quarter ending June 2017	7,668	↓
Quarter ending September 2017	7,217	↓
Variance since September 2016	(15.0%)	↓



ACTIVITY



Month	Adjusted Scheduled Activity (UDA)	
	2017	2018
April	575	272
May	1,782	1,383
June	2,743	2,638
July	4,387	4,298
August	5,994	5,564
September	8,317	6,822
October	10,062	
November	11,646	
December	13,302	
January	14,910	
February	16,341	
March	17,851	
April	19,044	
May	19,036	
June	19,038	

QUALITY

	Quantity	Base Number	Contract	AT	Region	England
% of FP17s for the same patient ID Re-attending within 3 months - Children	82	1,118	7.3%	12.2%	12.8%	11.9%
% of FP17s for the same patient ID Re-attending within 3 months - Adults	332	2,493	13.3%	15.5%	16.5%	15.9%
% of FP17s for the same patient ID Re-attending between 3 & 9 months - Children	535	1,118	47.9%	54.6%	59.7%	58.1%
% of FP17s for the same patient ID Re-attending between 3 & 9 months - Adults	1,306	2,493	52.4%	50.6%	53.0%	50.6%
% of FP17s for Band 1 Urgent Courses	275	3,089	8.9%	8.9%	9.2%	9.1%
% of FP17s Relating to Free Repair or Replacements	16	3,089	0.5%	1.2%	1.0%	0.8%
% of FP17s Relating to Continuations	3	3,089	0.1%	1.5%	1.2%	1.1%
% of Patients satisfied with the dentistry they have received	5	6	N/A	90.2%	91.6%	91.4%
% of Patients satisfied with the time they had to wait for an appointment	4	6	N/A	86.2%	88.1%	87.7%

* This is based on patients treated on this contract for their most recent course of treatment. Figures in italics indicate the base number of FP17s or Patient Questionnaire responses are less than 100. N/A is shown where the base number of responses is less than 10 during the period. % is calculated as Quantity/Base number*100

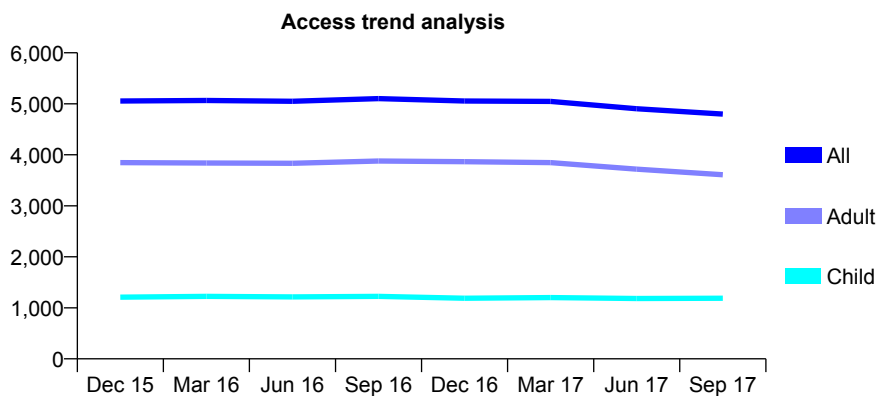
Q45 - Vital Signs At a Glance Contract Report for 118060/0008 - September 2017

Name or company name	Genix Healthcare Ltd
Contract type name	GDS Contract
Purpose of contract	General
Contract start date	01/12/2006
Contract end date	

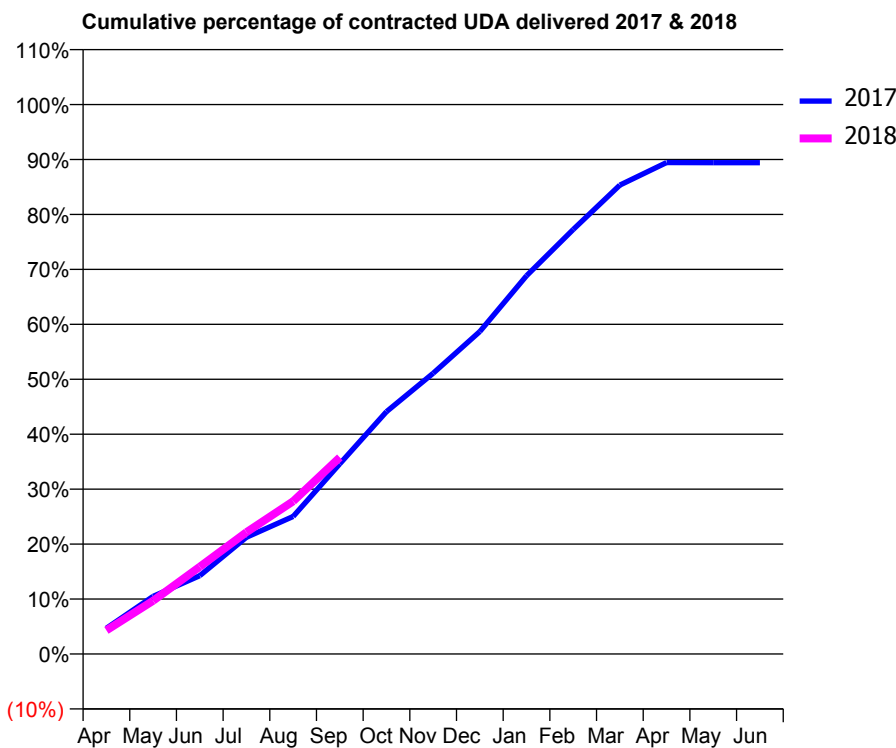
17/18 Contracted general activity (UDA)	16,597
Carry forward general activity (UDA)	-257
17/18 Contracted orthodontic activity (UOA)	0
Carry forward orthodontic activity (UOA)	0
Baseline contract value	£419,431.42

ACCESS*

Patients seen in 24 months	Total	Change since previous quarter
Quarter ending September 2016	5,103	
Quarter ending December 2016	5,054	→
Quarter ending March 2017	5,048	→
Quarter ending June 2017	4,902	↓
Quarter ending September 2017	4,798	↓
Variance since September 2016	(6.0%)	↓



ACTIVITY



Month	Adjusted Scheduled Activity (UDA)	
	2017	2018
April	780	716
May	1,741	1,608
June	2,366	2,637
July	3,524	3,681
August	4,154	4,614
September	5,745	5,940
October	7,319	
November	8,478	
December	9,741	
January	11,426	
February	12,823	
March	14,162	
April	14,845	
May	14,839	
June	14,840	

QUALITY

	Quantity	Base Number	Contract	AT	Region	England
% of FP17s for the same patient ID Re-attending within 3 months - Children	46	759	6.1%	12.2%	12.8%	11.9%
% of FP17s for the same patient ID Re-attending within 3 months - Adults	166	1,954	8.5%	15.5%	16.5%	15.9%
% of FP17s for the same patient ID Re-attending between 3 & 9 months - Children	422	759	55.6%	54.6%	59.7%	58.1%
% of FP17s for the same patient ID Re-attending between 3 & 9 months - Adults	1,175	1,954	60.1%	50.6%	53.0%	50.6%
% of FP17s for Band 1 Urgent Courses	193	2,429	7.9%	8.9%	9.2%	9.1%
% of FP17s Relating to Free Repair or Replacements	7	2,429	0.3%	1.2%	1.0%	0.8%
% of FP17s Relating to Continuations	0	2,429	0.0%	1.5%	1.2%	1.1%
% of Patients satisfied with the dentistry they have received	8	8	N/A	90.2%	91.6%	91.4%
% of Patients satisfied with the time they had to wait for an appointment	7	8	N/A	86.2%	88.1%	87.7%

* This is based on patients treated on this contract for their most recent course of treatment. Figures in italics indicate the base number of FP17s or Patient Questionnaire responses are less than 100. N/A is shown where the base number of responses is less than 10 during the period. % is calculated as Quantity/Base number*100

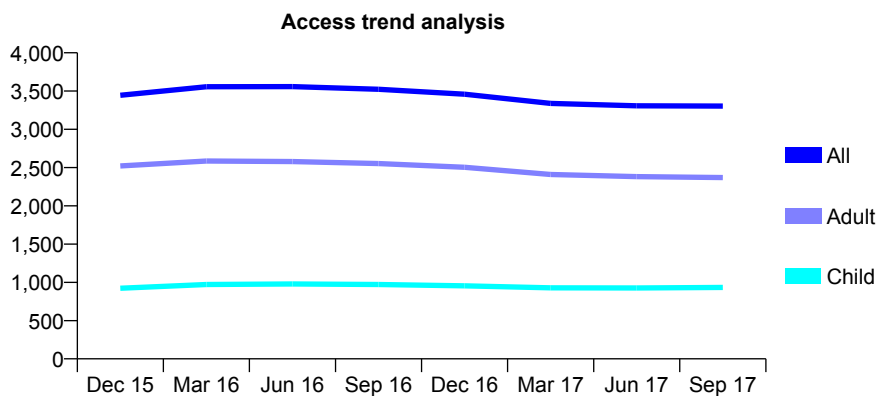
Q45 - Vital Signs At a Glance Contract Report for 118060/0019 - September 2017

Name or company name	Genix Healthcare Ltd
Contract type name	PDS Plus Contract
Purpose of contract	General
Contract start date	01/04/2010
Contract end date	31/03/2020

17/18 Contracted general activity (UDA)	12,000
Carry forward general activity (UDA)	0
17/18 Contracted orthodontic activity (UOA)	0
Carry forward orthodontic activity (UOA)	0
Baseline contract value	£321,643.67

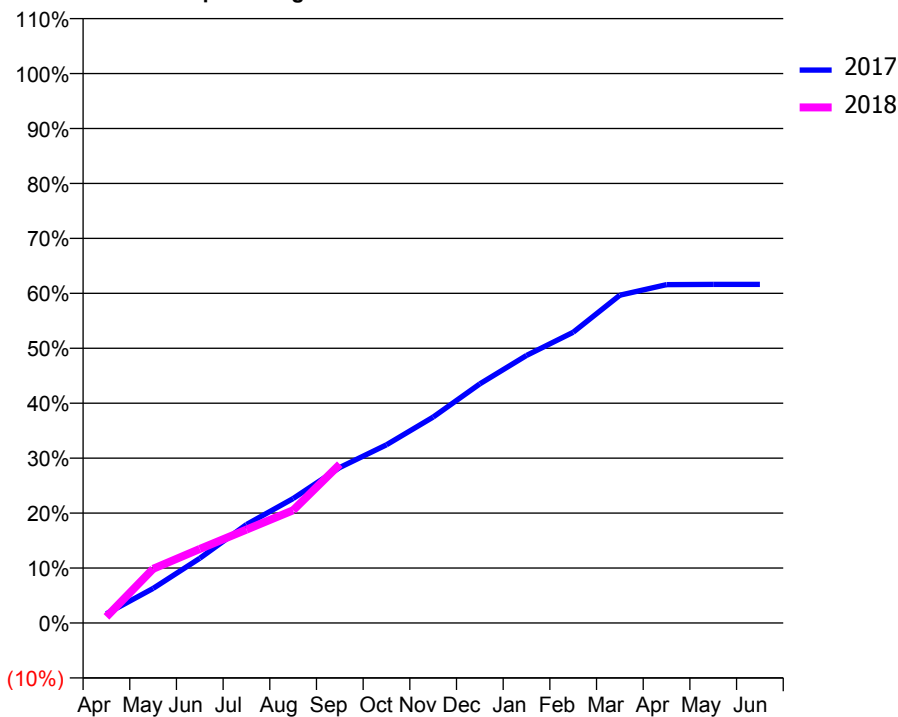
ACCESS*

Patients seen in 24 months	Total	Change since previous quarter
Quarter ending September 2016	3,523	
Quarter ending December 2016	3,459	↓
Quarter ending March 2017	3,338	↓
Quarter ending June 2017	3,308	→
Quarter ending September 2017	3,304	→
Variance since September 2016	(6.2%)	↓



ACTIVITY

Cumulative percentage of contracted UDA delivered 2017 & 2018



Adjusted Scheduled Activity (UDA)

Month	2017	2018
April	201	136
May	756	1,183
June	1,415	1,616
July	2,150	2,039
August	2,719	2,461
September	3,398	3,467
October	3,891	
November	4,498	
December	5,222	
January	5,844	
February	6,348	
March	7,158	
April	7,389	
May	7,394	
June	7,394	

QUALITY

	Quantity	Base Number	Contract	AT	Region	England
% of FP17s for the same patient ID Re-attending within 3 months - Children	18	645	2.8%	12.2%	12.8%	11.9%
% of FP17s for the same patient ID Re-attending within 3 months - Adults	65	1,205	5.4%	15.5%	16.5%	15.9%
% of FP17s for the same patient ID Re-attending between 3 & 9 months - Children	371	645	57.5%	54.6%	59.7%	58.1%
% of FP17s for the same patient ID Re-attending between 3 & 9 months - Adults	552	1,205	45.8%	50.6%	53.0%	50.6%
% of FP17s for Band 1 Urgent Courses	56	1,728	3.2%	8.9%	9.2%	9.1%
% of FP17s Relating to Free Repair or Replacements	10	1,728	0.6%	1.2%	1.0%	0.8%
% of FP17s Relating to Continuations	11	1,728	0.6%	1.5%	1.2%	1.1%
% of Patients satisfied with the dentistry they have received	7	7	N/A	90.2%	91.6%	91.4%
% of Patients satisfied with the time they had to wait for an appointment	7	7	N/A	86.2%	88.1%	87.7%

* This is based on patients treated on this contract for their most recent course of treatment. Figures in italics indicate the base number of FP17s or Patient Questionnaire responses are less than 100. N/A is shown where the base number of responses is less than 10 during the period. % is calculated as Quantity/Base number*100

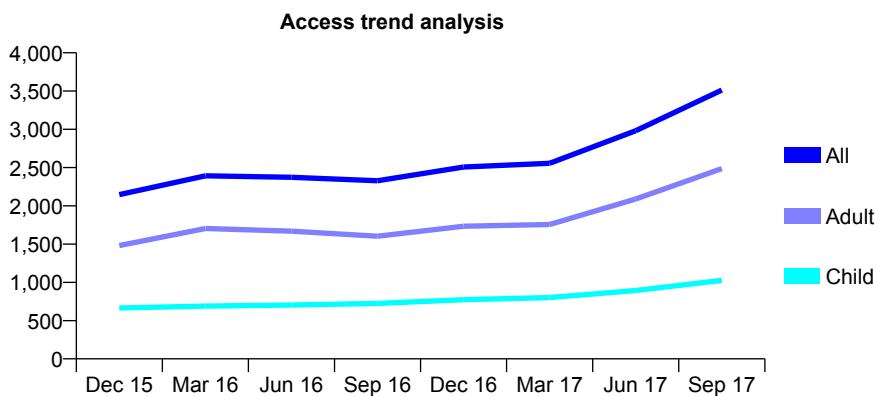
Q45 - Vital Signs At a Glance Contract Report for 122904/0001 - September 2017

Name or company name	Harrowgate Hill Dental Practice
Contract type name	GDS Contract
Purpose of contract	General
Contract start date	01/04/2014
Contract end date	

17/18 Contracted general activity (UDA)	15,666
Carry forward general activity (UDA)	194
17/18 Contracted orthodontic activity (UOA)	0
Carry forward orthodontic activity (UOA)	0
Baseline contract value	£402,148.89

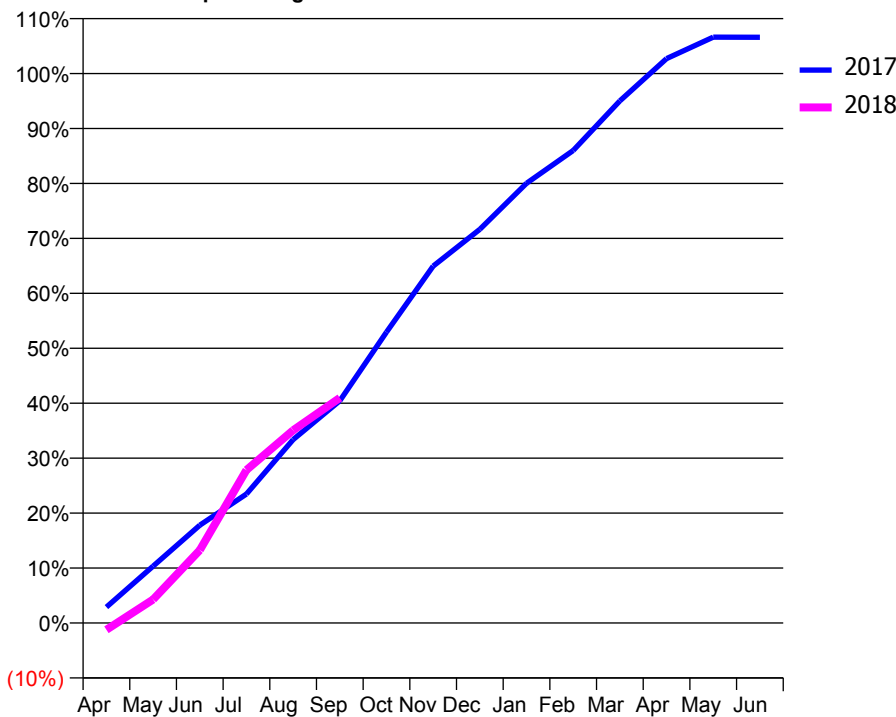
ACCESS*

Patients seen in 24 months	Total	Change since previous quarter
Quarter ending September 2016	2,327	
Quarter ending December 2016	2,507	↑
Quarter ending March 2017	2,556	→
Quarter ending June 2017	2,982	↑
Quarter ending September 2017	3,512	↑
Variance since September 2016	50.9%	↑



ACTIVITY

Cumulative percentage of contracted UDA delivered 2017 & 2018



Month	Adjusted Scheduled Activity (UDA)	
	2017	2018
April	214	-194
May	763	670
June	1,312	2,079
July	1,729	4,364
August	2,458	5,495
September	2,979	6,418
October	3,899	
November	4,785	
December	5,277	
January	5,894	
February	6,334	
March	6,999	
April	7,565	
May	7,853	
June	7,852	

QUALITY

	Quantity	Base Number	Contract	AT	Region	England
% of FP17s for the same patient ID Re-attending within 3 months - Children	124	1,112	11.2%	12.2%	12.8%	11.9%
% of FP17s for the same patient ID Re-attending within 3 months - Adults	348	2,178	16.0%	15.5%	16.5%	15.9%
% of FP17s for the same patient ID Re-attending between 3 & 9 months - Children	601	1,112	54.0%	54.6%	59.7%	58.1%
% of FP17s for the same patient ID Re-attending between 3 & 9 months - Adults	788	2,178	36.2%	50.6%	53.0%	50.6%
% of FP17s for Band 1 Urgent Courses	178	2,809	6.3%	8.9%	9.2%	9.1%
% of FP17s Relating to Free Repair or Replacements	34	2,809	1.2%	1.2%	1.0%	0.8%
% of FP17s Relating to Continuations	83	2,809	3.0%	1.5%	1.2%	1.1%
% of Patients satisfied with the dentistry they have received	7	7	N/A	90.2%	91.6%	91.4%
% of Patients satisfied with the time they had to wait for an appointment	7	7	N/A	86.2%	88.1%	87.7%

* This is based on patients treated on this contract for their most recent course of treatment. Figures in italics indicate the base number of FP17s or Patient Questionnaire responses are less than 100. N/A is shown where the base number of responses is less than 10 during the period. % is calculated as Quantity/Base number*100

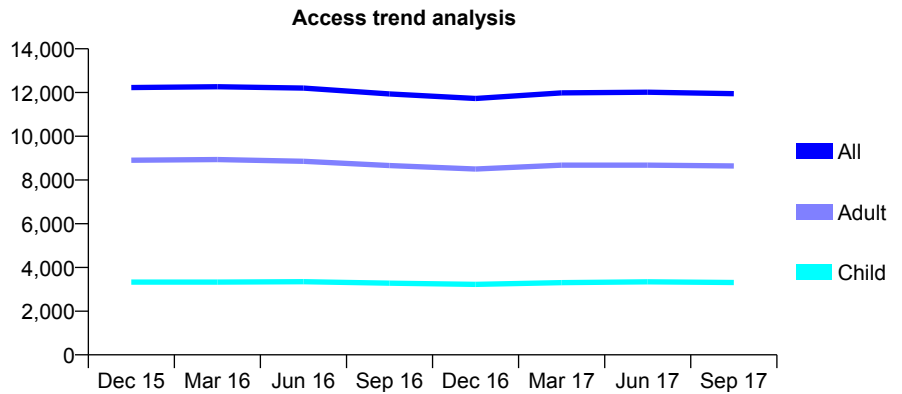
Q45 - Vital Signs At a Glance Contract Report for 124613/0001 - September 2017

Name or company name	Peterlee Dental Practice Partnership
Contract type name	GDS Contract
Purpose of contract	General
Contract start date	01/08/2013
Contract end date	

17/18 Contracted general activity (UDA)	34,722
Carry forward general activity (UDA)	0
17/18 Contracted orthodontic activity (UOA)	0
Carry forward orthodontic activity (UOA)	0
Baseline contract value	£1,104,243.36

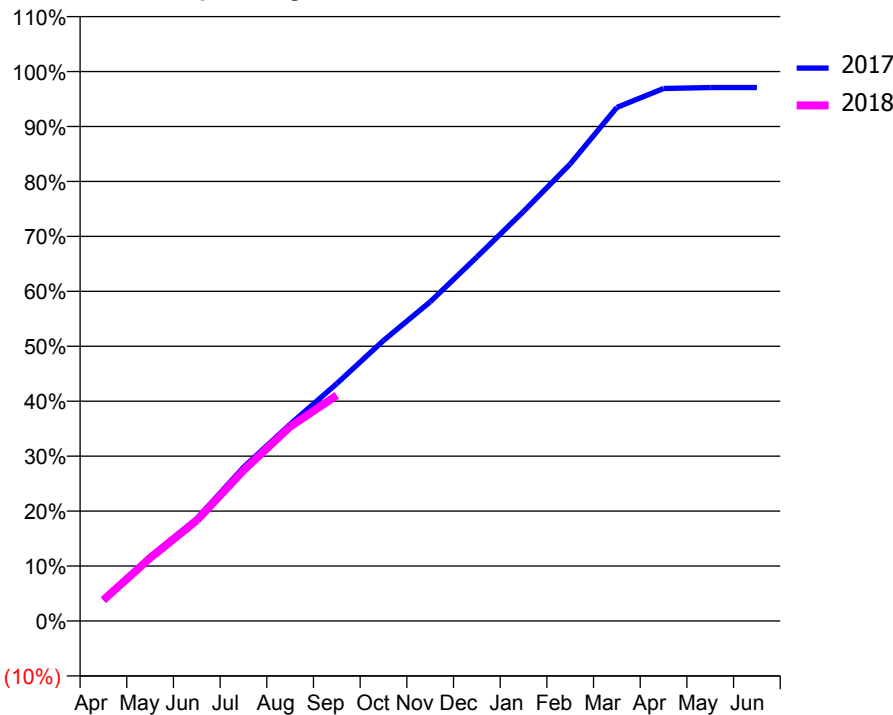
ACCESS*

Patients seen in 24 months	Total	Change since previous quarter
Quarter ending September 2016	11,933	
Quarter ending December 2016	11,727	↓
Quarter ending March 2017	11,985	↑
Quarter ending June 2017	12,015	→
Quarter ending September 2017	11,950	→
Variance since September 2016	0.1%	→



ACTIVITY

Cumulative percentage of contracted UDA delivered 2017 & 2018



Month	Adjusted Scheduled Activity (UDA)	
	2017	2018
April	1,317	1,325
May	4,076	3,983
June	6,471	6,360
July	9,711	9,515
August	12,429	12,284
September	15,001	14,258
October	17,721	
November	20,170	
December	22,999	
January	25,877	
February	28,879	
March	32,456	
April	33,646	
May	33,705	
June	33,705	

QUALITY

	Quantity	Base Number	Contract	AT	Region	England
% of FP17s for the same patient ID Re-attending within 3 months - Children	147	2,310	6.4%	12.2%	12.8%	11.9%
% of FP17s for the same patient ID Re-attending within 3 months - Adults	468	4,977	9.4%	15.5%	16.5%	15.9%
% of FP17s for the same patient ID Re-attending between 3 & 9 months - Children	1,343	2,310	58.1%	54.6%	59.7%	58.1%
% of FP17s for the same patient ID Re-attending between 3 & 9 months - Adults	2,443	4,977	49.1%	50.6%	53.0%	50.6%
% of FP17s for Band 1 Urgent Courses	305	6,787	4.5%	8.9%	9.2%	9.1%
% of FP17s Relating to Free Repair or Replacements	23	6,787	0.3%	1.2%	1.0%	0.8%
% of FP17s Relating to Continuations	75	6,787	1.1%	1.5%	1.2%	1.1%
% of Patients satisfied with the dentistry they have received	38	45	84.4%	90.2%	91.6%	91.4%
% of Patients satisfied with the time they had to wait for an appointment	35	45	77.8%	86.2%	88.1%	87.7%

* This is based on patients treated on this contract for their most recent course of treatment. Figures in italics indicate the base number of FP17s or Patient Questionnaire responses are less than 100. N/A is shown where the base number of responses is less than 10 during the period. % is calculated as Quantity/Base number*100

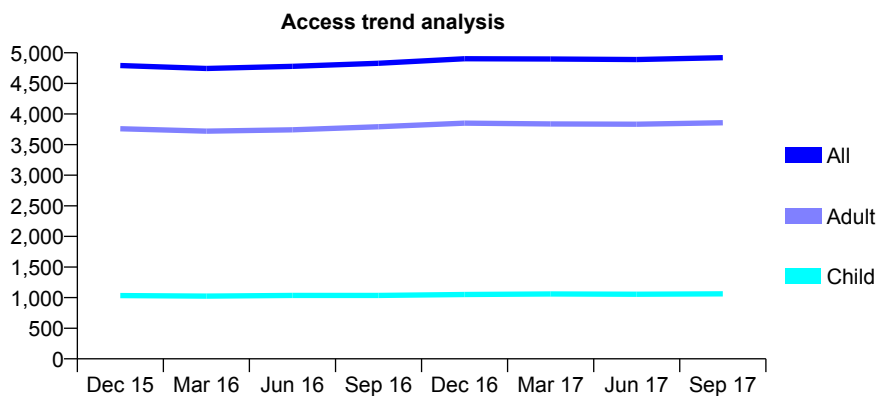
Q45 - Vital Signs At a Glance Contract Report for 125733/0001 - September 2017

Name or company name	Wray & McKenna Ltd
Contract type name	GDS Contract
Purpose of contract	General
Contract start date	01/12/2011
Contract end date	

17/18 Contracted general activity (UDA)	12,845
Carry forward general activity (UDA)	-36
17/18 Contracted orthodontic activity (UOA)	0
Carry forward orthodontic activity (UOA)	0
Baseline contract value	£326,597.36

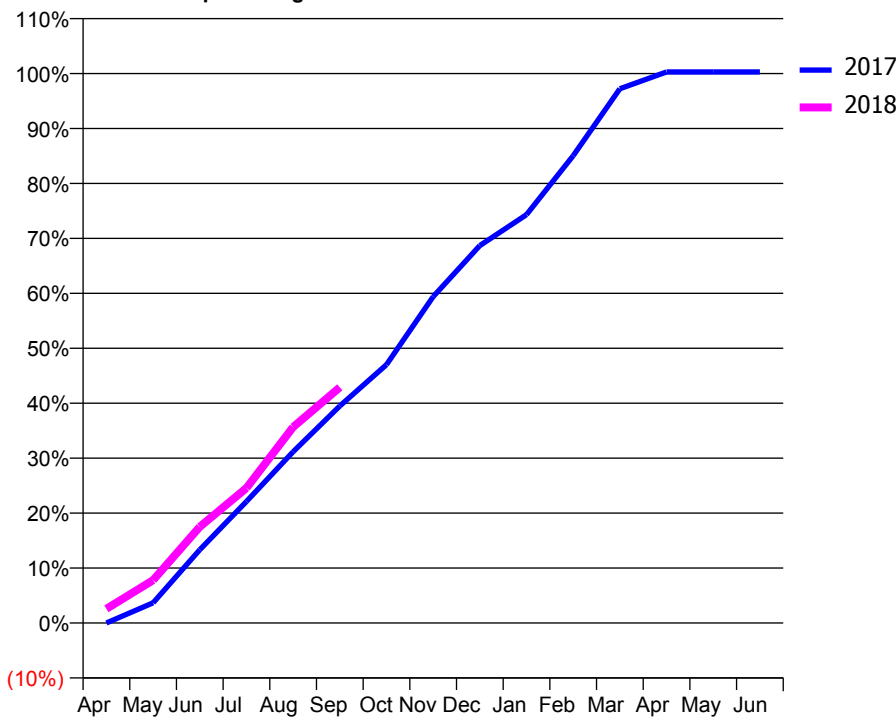
ACCESS*

Patients seen in 24 months	Total	Change since previous quarter
Quarter ending September 2016	4,828	
Quarter ending December 2016	4,902	→
Quarter ending March 2017	4,898	→
Quarter ending June 2017	4,890	→
Quarter ending September 2017	4,921	→
Variance since September 2016	1.9%	→



ACTIVITY

Cumulative percentage of contracted UDA delivered 2017 & 2018



Month	Adjusted Scheduled Activity (UDA)	
	2017	2018
April	0	331
May	473	1,002
June	1,712	2,249
July	2,841	3,156
August	4,003	4,580
September	5,073	5,509
October	6,040	
November	7,631	
December	8,823	
January	9,547	
February	10,924	
March	12,490	
April	12,882	
May	12,882	
June	12,881	

QUALITY

	Quantity	Base Number	Contract	AT	Region	England
% of FP17s for the same patient ID Re-attending within 3 months - Children	48	621	7.7%	12.2%	12.8%	11.9%
% of FP17s for the same patient ID Re-attending within 3 months - Adults	251	1,874	13.4%	15.5%	16.5%	15.9%
% of FP17s for the same patient ID Re-attending between 3 & 9 months - Children	326	621	52.5%	54.6%	59.7%	58.1%
% of FP17s for the same patient ID Re-attending between 3 & 9 months - Adults	522	1,874	27.9%	50.6%	53.0%	50.6%
% of FP17s for Band 1 Urgent Courses	233	2,343	9.9%	8.9%	9.2%	9.1%
% of FP17s Relating to Free Repair or Replacements	28	2,343	1.2%	1.2%	1.0%	0.8%
% of FP17s Relating to Continuations	68	2,343	2.9%	1.5%	1.2%	1.1%
% of Patients satisfied with the dentistry they have received	10	12	83.3%	90.2%	91.6%	91.4%
% of Patients satisfied with the time they had to wait for an appointment	11	12	91.7%	86.2%	88.1%	87.7%

* This is based on patients treated on this contract for their most recent course of treatment. Figures in italics indicate the base number of FP17s or Patient Questionnaire responses are less than 100. N/A is shown where the base number of responses is less than 10 during the period. % is calculated as Quantity/Base number*100

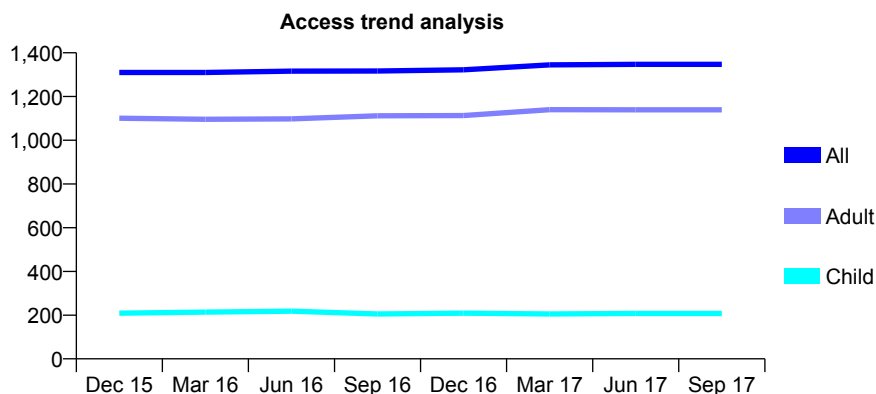
Q45 - Vital Signs At a Glance Contract Report for 127361/0001 - September 2017

Name or company name	LIL Dental Ltd.
Contract type name	GDS Contract
Purpose of contract	General
Contract start date	01/04/2009
Contract end date	

17/18 Contracted general activity (UDA)	6,100
Carry forward general activity (UDA)	0
17/18 Contracted orthodontic activity (UOA)	0
Carry forward orthodontic activity (UOA)	0
Baseline contract value	£177,578.20

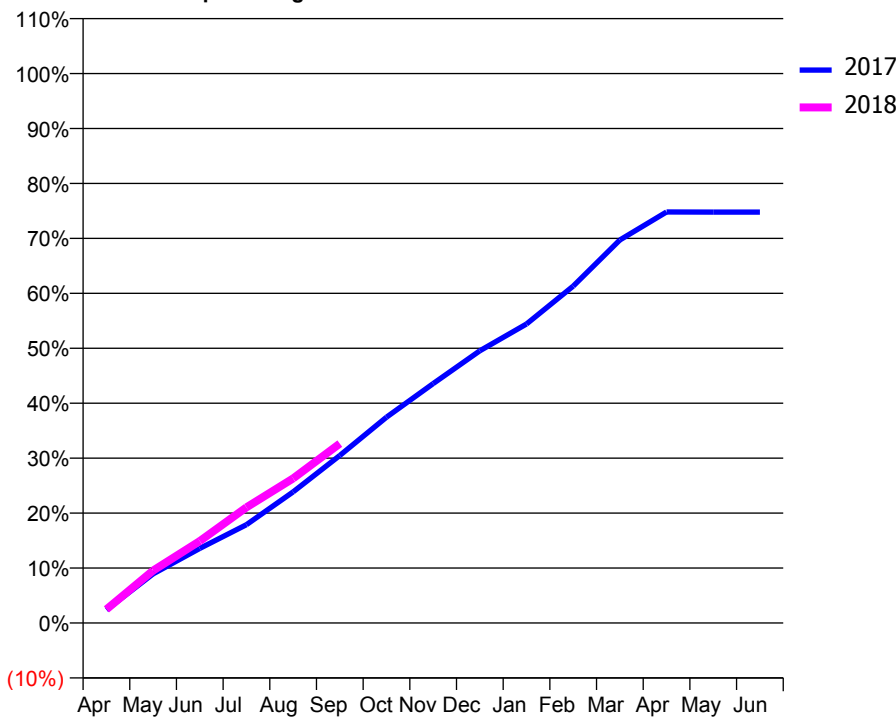
ACCESS*

Patients seen in 24 months	Total	Change since previous quarter
Quarter ending September 2016	1,317	
Quarter ending December 2016	1,322	→
Quarter ending March 2017	1,345	→
Quarter ending June 2017	1,347	→
Quarter ending September 2017	1,347	→
Variance since September 2016	2.3%	↑



ACTIVITY

Cumulative percentage of contracted UDA delivered 2017 & 2018



Adjusted Scheduled Activity (UDA)

Month	2017	2018
April	145	151
May	546	583
June	829	909
July	1,092	1,285
August	1,456	1,606
September	1,860	1,992
October	2,284	
November	2,658	
December	3,023	
January	3,320	
February	3,739	
March	4,252	
April	4,563	
May	4,561	
June	4,561	

QUALITY

	Quantity	Base Number	Contract	AT	Region	England
% of FP17s for the same patient ID Re-attending within 3 months - Children	13	169	7.7%	12.2%	12.8%	11.9%
% of FP17s for the same patient ID Re-attending within 3 months - Adults	162	949	17.1%	15.5%	16.5%	15.9%
% of FP17s for the same patient ID Re-attending between 3 & 9 months - Children	112	169	66.3%	54.6%	59.7%	58.1%
% of FP17s for the same patient ID Re-attending between 3 & 9 months - Adults	564	949	59.4%	50.6%	53.0%	50.6%
% of FP17s for Band 1 Urgent Courses	94	1,023	9.2%	8.9%	9.2%	9.1%
% of FP17s Relating to Free Repair or Replacements	29	1,023	2.8%	1.2%	1.0%	0.8%
% of FP17s Relating to Continuations	15	1,023	1.5%	1.5%	1.2%	1.1%
% of Patients satisfied with the dentistry they have received	6	6	N/A	90.2%	91.6%	91.4%
% of Patients satisfied with the time they had to wait for an appointment	6	6	N/A	86.2%	88.1%	87.7%

* This is based on patients treated on this contract for their most recent course of treatment. Figures in italics indicate the base number of FP17s or Patient Questionnaire responses are less than 100. N/A is shown where the base number of responses is less than 10 during the period. % is calculated as Quantity/Base number*100

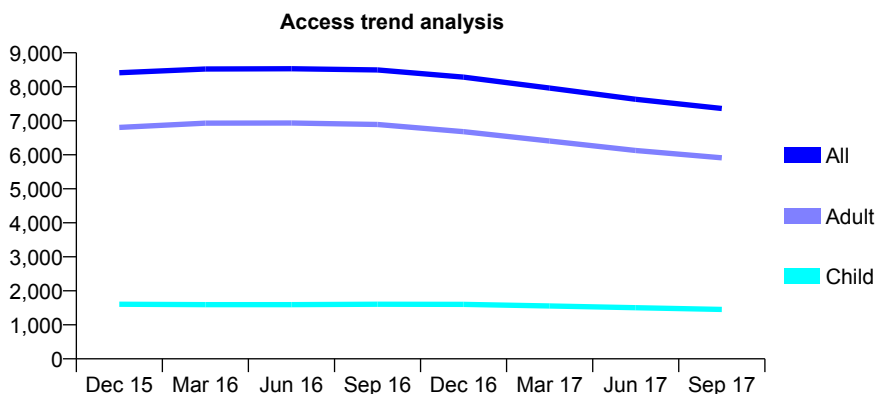
Q45 - Vital Signs At a Glance Contract Report for 127868/0001 - September 2017

Name or company name	Lambert Coutts & Associates Dental Practic
Contract type name	GDS Contract
Purpose of contract	General and Orthodontic
Contract start date	09/10/2011
Contract end date	

17/18 Contracted general activity (UDA)	25,731
Carry forward general activity (UDA)	0
17/18 Contracted orthodontic activity (UOA)	651
Carry forward orthodontic activity (UOA)	0
Baseline contract value	£769,790.33

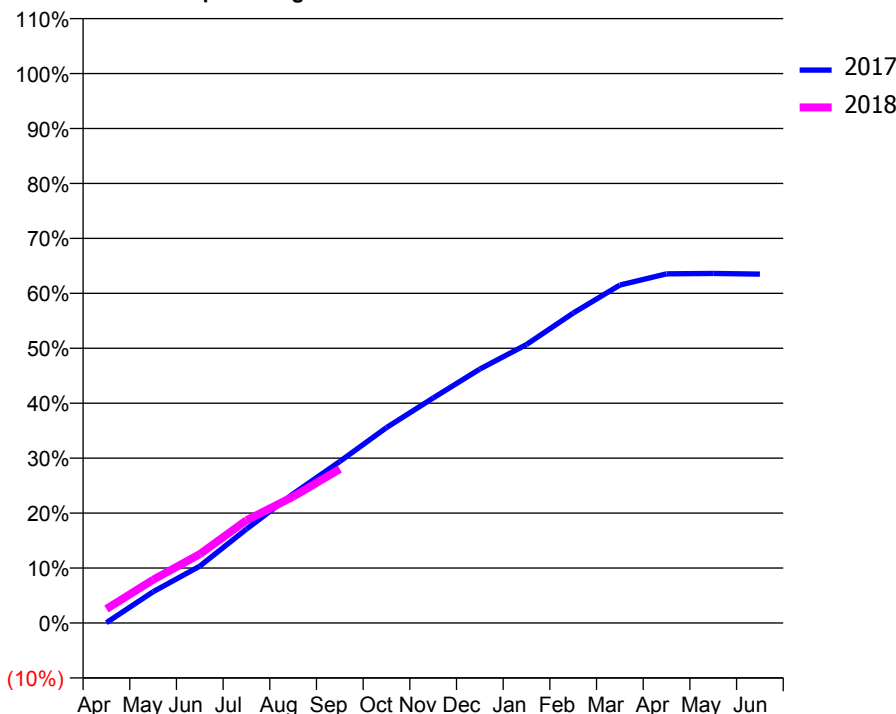
ACCESS*

Patients seen in 24 months	Total	Change since previous quarter
Quarter ending September 2016	8,498	
Quarter ending December 2016	8,283	↓
Quarter ending March 2017	7,963	↓
Quarter ending June 2017	7,632	↓
Quarter ending September 2017	7,362	↓
Variance since September 2016	(13.4%)	↓



ACTIVITY

Cumulative percentage of contracted UDA delivered 2017 & 2018



Adjusted Scheduled Activity (UDA)

Month	2017	2018
April	17	658
May	1,467	2,029
June	2,666	3,222
July	4,398	4,813
August	6,046	5,918
September	7,566	7,208
October	9,151	
November	10,536	
December	11,892	
January	13,042	
February	14,516	
March	15,824	
April	16,349	
May	16,372	
June	16,341	

QUALITY

	Quantity	Base Number	Contract	AT	Region	England
% of FP17s for the same patient ID Re-attending within 3 months - Children	50	781	6.4%	12.2%	12.8%	11.9%
% of FP17s for the same patient ID Re-attending within 3 months - Adults	363	2,925	12.4%	15.5%	16.5%	15.9%
% of FP17s for the same patient ID Re-attending between 3 & 9 months - Children	323	781	41.4%	54.6%	59.7%	58.1%
% of FP17s for the same patient ID Re-attending between 3 & 9 months - Adults	1,426	2,925	48.8%	50.6%	53.0%	50.6%
% of FP17s for Band 1 Urgent Courses	186	3,449	5.4%	8.9%	9.2%	9.1%
% of FP17s Relating to Free Repair or Replacements	54	3,449	1.6%	1.2%	1.0%	0.8%
% of FP17s Relating to Continuations	91	3,449	2.6%	1.5%	1.2%	1.1%
% of Patients satisfied with the dentistry they have received	38	50	76.0%	90.2%	91.6%	91.4%
% of Patients satisfied with the time they had to wait for an appointment	33	50	66.0%	86.2%	88.1%	87.7%

* This is based on patients treated on this contract for their most recent course of treatment. Figures in italics indicate the base number of FP17s or Patient Questionnaire responses are less than 100. N/A is shown where the base number of responses is less than 10 during the period. % is calculated as Quantity/Base number*100

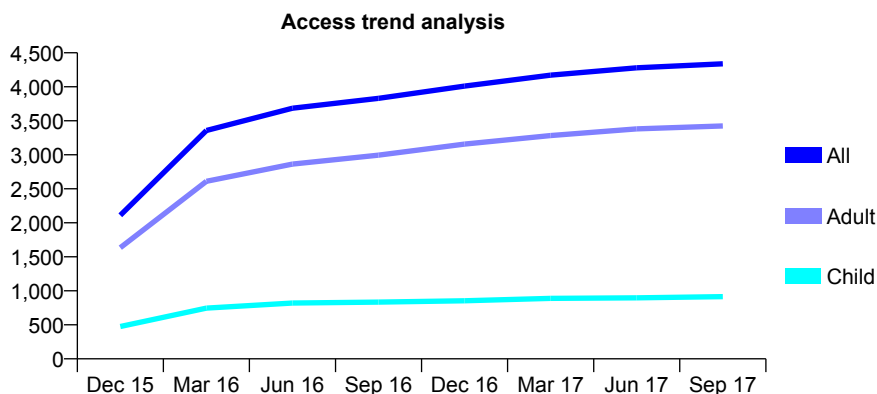
Q45 - Vital Signs At a Glance Contract Report for 131075/0001 - September 2017

Name or company name	Marton Dental Practice
Contract type name	GDS Contract
Purpose of contract	General
Contract start date	01/09/2015
Contract end date	

17/18 Contracted general activity (UDA)	12,894
Carry forward general activity (UDA)	-229
17/18 Contracted orthodontic activity (UOA)	0
Carry forward orthodontic activity (UOA)	0
Baseline contract value	£307,475.84

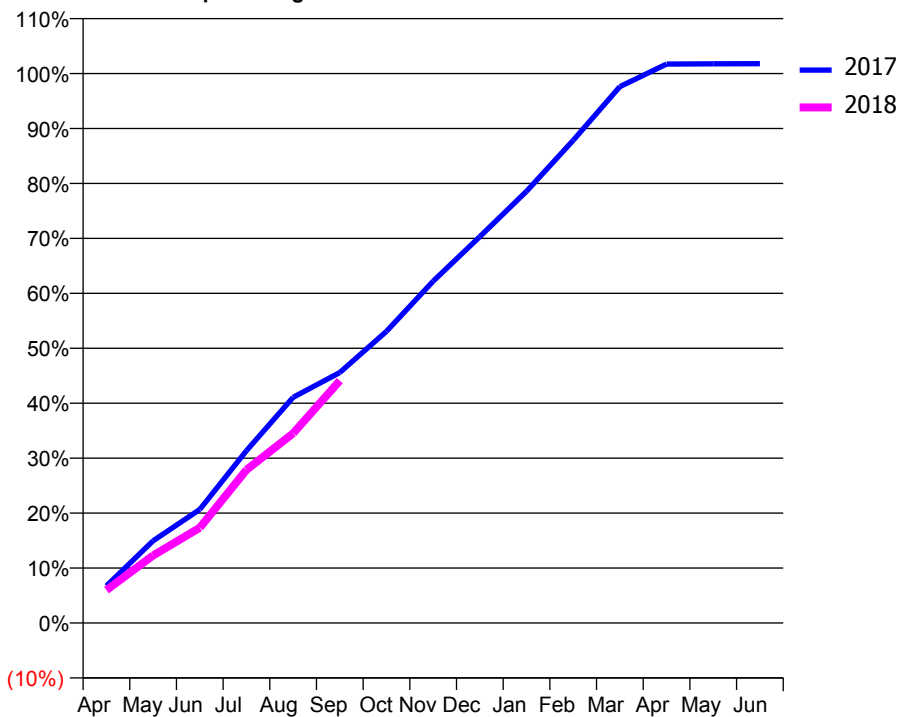
ACCESS*

Patients seen in 24 months	Total	Change since previous quarter
Quarter ending September 2016	3,831	
Quarter ending December 2016	4,011	↑
Quarter ending March 2017	4,172	↑
Quarter ending June 2017	4,279	↑
Quarter ending September 2017	4,339	→
Variance since September 2016	13.3%	↑



ACTIVITY

Cumulative percentage of contracted UDA delivered 2017 & 2018



Adjusted Scheduled Activity (UDA)

Month	2017	2018
April	873	770
May	1,930	1,585
June	2,663	2,235
July	4,045	3,592
August	5,296	4,451
September	5,877	5,687
October	6,845	
November	8,021	
December	9,066	
January	10,132	
February	11,325	
March	12,586	
April	13,116	
May	13,121	
June	13,123	

QUALITY

	Quantity	Base Number	Contract	AT	Region	England
% of FP17s for the same patient ID Re-attending within 3 months - Children	53	843	6.3%	12.2%	12.8%	11.9%
% of FP17s for the same patient ID Re-attending within 3 months - Adults	387	3,017	12.8%	15.5%	16.5%	15.9%
% of FP17s for the same patient ID Re-attending between 3 & 9 months - Children	607	843	72.0%	54.6%	59.7%	58.1%
% of FP17s for the same patient ID Re-attending between 3 & 9 months - Adults	2,189	3,017	72.6%	50.6%	53.0%	50.6%
% of FP17s for Band 1 Urgent Courses	108	2,827	3.8%	8.9%	9.2%	9.1%
% of FP17s Relating to Free Repair or Replacements	28	2,827	1.0%	1.2%	1.0%	0.8%
% of FP17s Relating to Continuations	41	2,827	1.5%	1.5%	1.2%	1.1%
% of Patients satisfied with the dentistry they have received	24	27	88.9%	90.2%	91.6%	91.4%
% of Patients satisfied with the time they had to wait for an appointment	25	27	92.6%	86.2%	88.1%	87.7%

* This is based on patients treated on this contract for their most recent course of treatment. Figures in italics indicate the base number of FP17s or Patient Questionnaire responses are less than 100. N/A is shown where the base number of responses is less than 10 during the period. % is calculated as Quantity/Base number*100

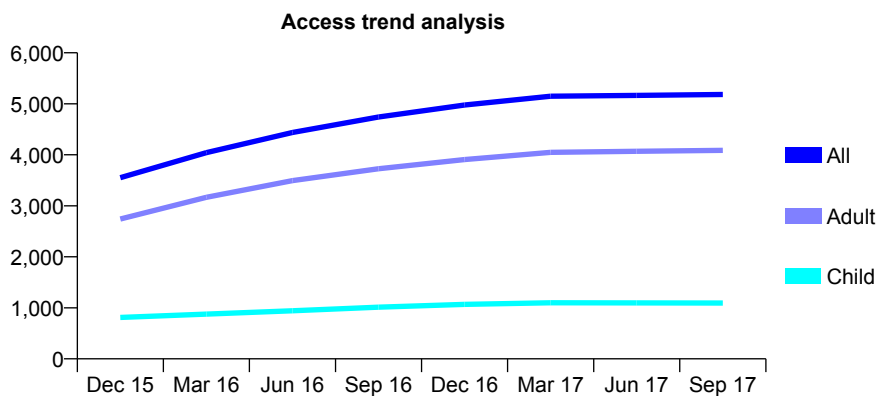
Q45 - Vital Signs At a Glance Contract Report for 131091/0003 - September 2017

Name or company name	Roseberry Dental Practice
Contract type name	GDS Contract
Purpose of contract	General and Orthodontic
Contract start date	03/05/2015
Contract end date	

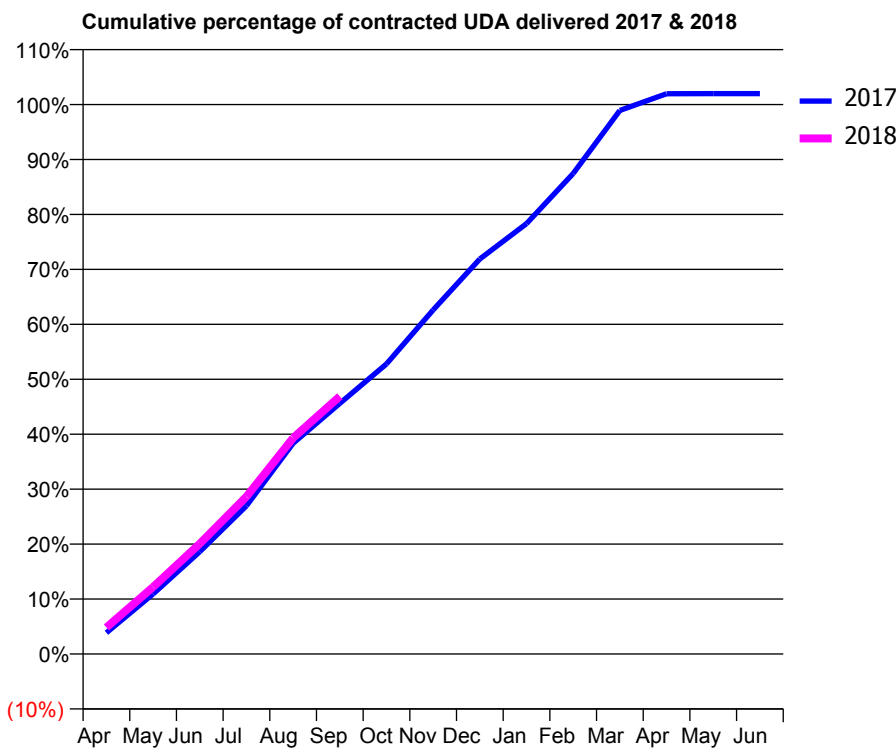
17/18 Contracted general activity (UDA)	14,584
Carry forward general activity (UDA)	-288
17/18 Contracted orthodontic activity (UOA)	612
Carry forward orthodontic activity (UOA)	0
Baseline contract value	£496,743.07

ACCESS*

Patients seen in 24 months	Total	Change since previous quarter
Quarter ending September 2016	4,741	
Quarter ending December 2016	4,976	↑
Quarter ending March 2017	5,149	↑
Quarter ending June 2017	5,166	→
Quarter ending September 2017	5,182	→
Variance since September 2016	9.3%	↑



ACTIVITY



Month	Adjusted Scheduled Activity (UDA)	
	2017	2018
April	563	705
May	1,595	1,777
June	2,715	2,928
July	3,934	4,177
August	5,593	5,735
September	6,651	6,838
October	7,698	
November	9,134	
December	10,484	
January	11,421	
February	12,754	
March	14,426	
April	14,869	
May	14,872	
June	14,872	

QUALITY

	Quantity	Base Number	Contract	AT	Region	England
% of FP17s for the same patient ID Re-attending within 3 months - Children	78	821	9.5%	12.2%	12.8%	11.9%
% of FP17s for the same patient ID Re-attending within 3 months - Adults	388	2,853	13.6%	15.5%	16.5%	15.9%
% of FP17s for the same patient ID Re-attending between 3 & 9 months - Children	472	821	57.5%	54.6%	59.7%	58.1%
% of FP17s for the same patient ID Re-attending between 3 & 9 months - Adults	1,609	2,853	56.4%	50.6%	53.0%	50.6%
% of FP17s for Band 1 Urgent Courses	121	3,433	3.5%	8.9%	9.2%	9.1%
% of FP17s Relating to Free Repair or Replacements	16	3,433	0.5%	1.2%	1.0%	0.8%
% of FP17s Relating to Continuations	117	3,433	3.4%	1.5%	1.2%	1.1%
% of Patients satisfied with the dentistry they have received	23	23	100.0%	90.2%	91.6%	91.4%
% of Patients satisfied with the time they had to wait for an appointment	23	23	100.0%	86.2%	88.1%	87.7%

* This is based on patients treated on this contract for their most recent course of treatment. Figures in italics indicate the base number of FP17s or Patient Questionnaire responses are less than 100. N/A is shown where the base number of responses is less than 10 during the period. % is calculated as Quantity/Base number*100

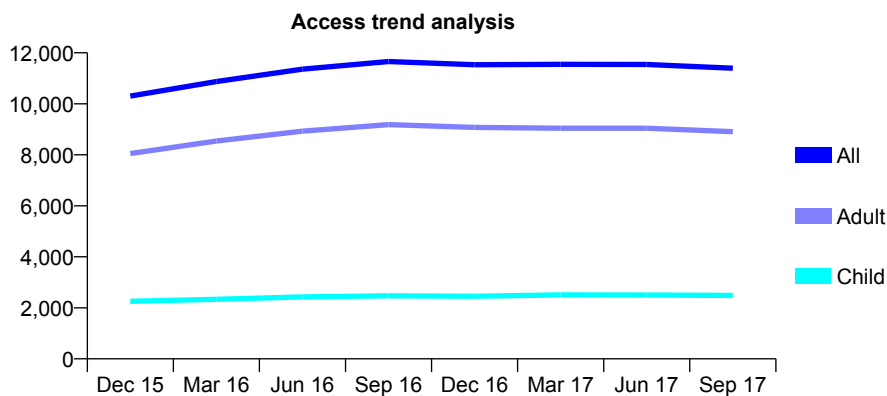
Q45 - Vital Signs At a Glance Contract Report for 144002/0001 - September 2017

Name or company name	Normanby Dental
Contract type name	GDS Contract
Purpose of contract	General
Contract start date	04/10/2014
Contract end date	

17/18 Contracted general activity (UDA)	38,100
Carry forward general activity (UDA)	0
17/18 Contracted orthodontic activity (UOA)	0
Carry forward orthodontic activity (UOA)	0
Baseline contract value	£1,127,056.64

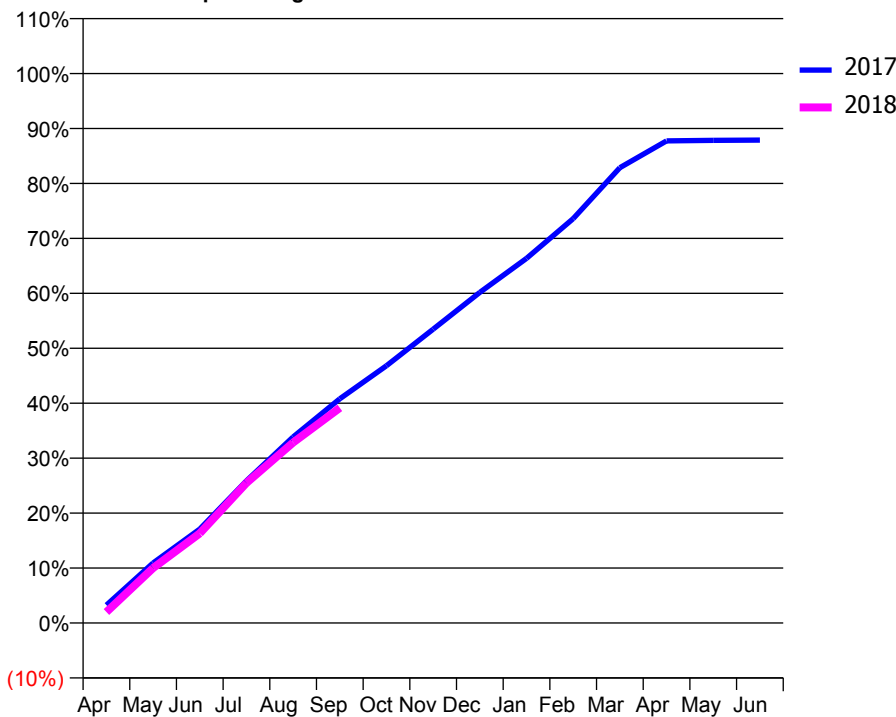
ACCESS*

Patients seen in 24 months	Total	Change since previous quarter
Quarter ending September 2016	11,658	
Quarter ending December 2016	11,531	↓
Quarter ending March 2017	11,550	→
Quarter ending June 2017	11,545	→
Quarter ending September 2017	11,395	↓
Variance since September 2016	(2.3%)	↓



ACTIVITY

Cumulative percentage of contracted UDA delivered 2017 & 2018



Month	Adjusted Scheduled Activity (UDA)	
	2017	2018
April	1,240	764
May	4,169	3,817
June	6,512	6,220
July	9,860	9,710
August	12,898	12,516
September	15,547	14,916
October	17,840	
November	20,369	
December	22,929	
January	25,284	
February	28,038	
March	31,572	
April	33,429	
May	33,469	
June	33,479	

QUALITY

	Quantity	Base Number	Contract	AT	Region	England
% of FP17s for the same patient ID Re-attending within 3 months - Children	141	1,734	8.1%	12.2%	12.8%	11.9%
% of FP17s for the same patient ID Re-attending within 3 months - Adults	1,085	6,165	17.6%	15.5%	16.5%	15.9%
% of FP17s for the same patient ID Re-attending between 3 & 9 months - Children	799	1,734	46.1%	54.6%	59.7%	58.1%
% of FP17s for the same patient ID Re-attending between 3 & 9 months - Adults	2,952	6,165	47.9%	50.6%	53.0%	50.6%
% of FP17s for Band 1 Urgent Courses	571	7,154	8.0%	8.9%	9.2%	9.1%
% of FP17s Relating to Free Repair or Replacements	189	7,154	2.6%	1.2%	1.0%	0.8%
% of FP17s Relating to Continuations	93	7,154	1.3%	1.5%	1.2%	1.1%
% of Patients satisfied with the dentistry they have received	13	17	76.5%	90.2%	91.6%	91.4%
% of Patients satisfied with the time they had to wait for an appointment	11	17	64.7%	86.2%	88.1%	87.7%

* This is based on patients treated on this contract for their most recent course of treatment. Figures in italics indicate the base number of FP17s or Patient Questionnaire responses are less than 100. N/A is shown where the base number of responses is less than 10 during the period. % is calculated as Quantity/Base number*100

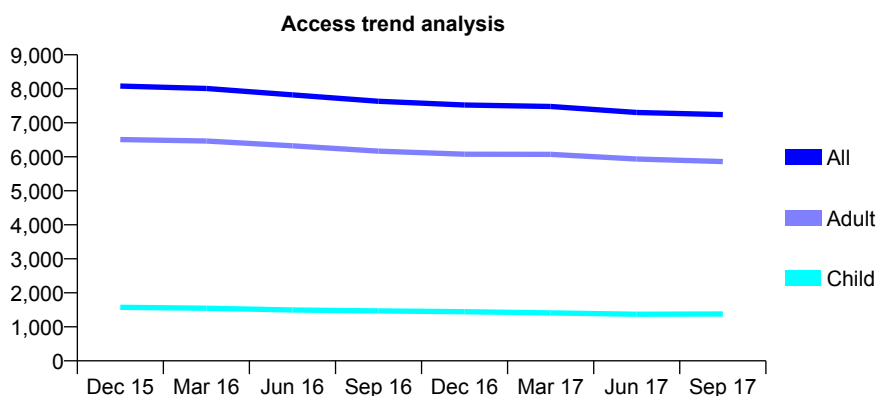
Q45 - Vital Signs At a Glance Contract Report for 148725/0001 - September 2017

Name or company name	The Castle Dental Practice Ltd.
Contract type name	GDS Contract
Purpose of contract	General
Contract start date	01/04/2009
Contract end date	

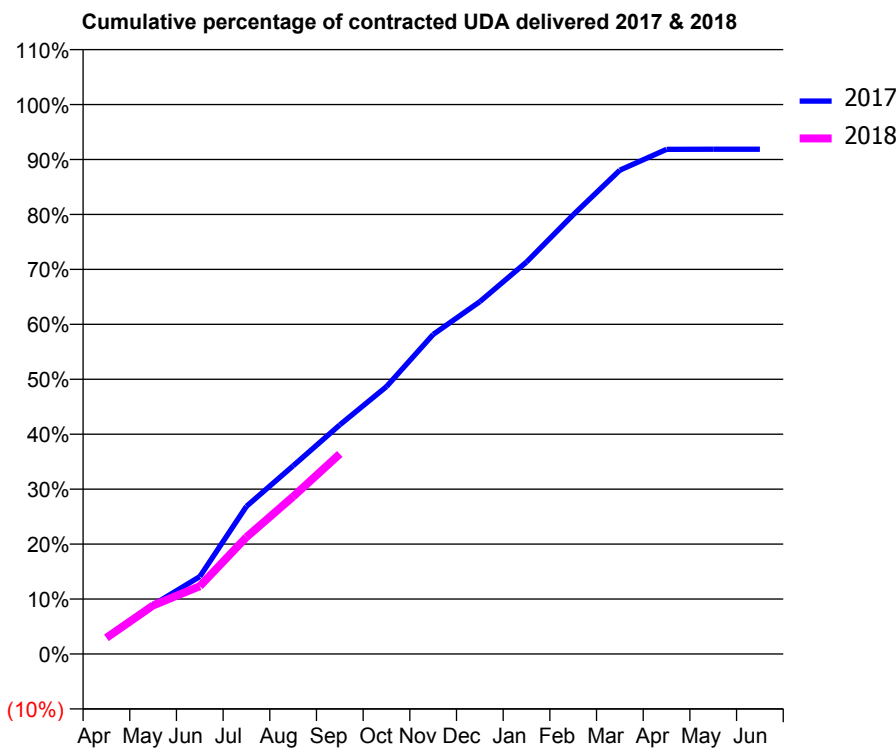
17/18 Contracted general activity (UDA)	24,521
Carry forward general activity (UDA)	0
17/18 Contracted orthodontic activity (UOA)	0
Carry forward orthodontic activity (UOA)	0
Baseline contract value	£718,434.88

ACCESS*

Patients seen in 24 months	Total	Change since previous quarter
Quarter ending September 2016	7,634	
Quarter ending December 2016	7,522	↓
Quarter ending March 2017	7,482	→
Quarter ending June 2017	7,305	↓
Quarter ending September 2017	7,240	→
Variance since September 2016	(5.2%)	↓



ACTIVITY



Month	Adjusted Scheduled Activity (UDA)	
	2017	2018
April	764	724
May	2,193	2,169
June	3,453	3,028
July	6,590	5,215
August	8,400	7,027
September	10,223	8,926
October	11,934	
November	14,259	
December	15,723	
January	17,493	
February	19,598	
March	21,592	
April	22,519	
May	22,523	
June	22,527	

QUALITY

	Quantity	Base Number	Contract	AT	Region	England
% of FP17s for the same patient ID Re-attending within 3 months - Children	64	1,039	6.2%	12.2%	12.8%	11.9%
% of FP17s for the same patient ID Re-attending within 3 months - Adults	557	3,995	13.9%	15.5%	16.5%	15.9%
% of FP17s for the same patient ID Re-attending between 3 & 9 months - Children	628	1,039	60.4%	54.6%	59.7%	58.1%
% of FP17s for the same patient ID Re-attending between 3 & 9 months - Adults	2,262	3,995	56.6%	50.6%	53.0%	50.6%
% of FP17s for Band 1 Urgent Courses	252	4,586	5.5%	8.9%	9.2%	9.1%
% of FP17s Relating to Free Repair or Replacements	72	4,586	1.6%	1.2%	1.0%	0.8%
% of FP17s Relating to Continuations	92	4,586	2.0%	1.5%	1.2%	1.1%
% of Patients satisfied with the dentistry they have received	33	36	91.7%	90.2%	91.6%	91.4%
% of Patients satisfied with the time they had to wait for an appointment	31	36	86.1%	86.2%	88.1%	87.7%

* This is based on patients treated on this contract for their most recent course of treatment. Figures in italics indicate the base number of FP17s or Patient Questionnaire responses are less than 100. N/A is shown where the base number of responses is less than 10 during the period. % is calculated as Quantity/Base number*100

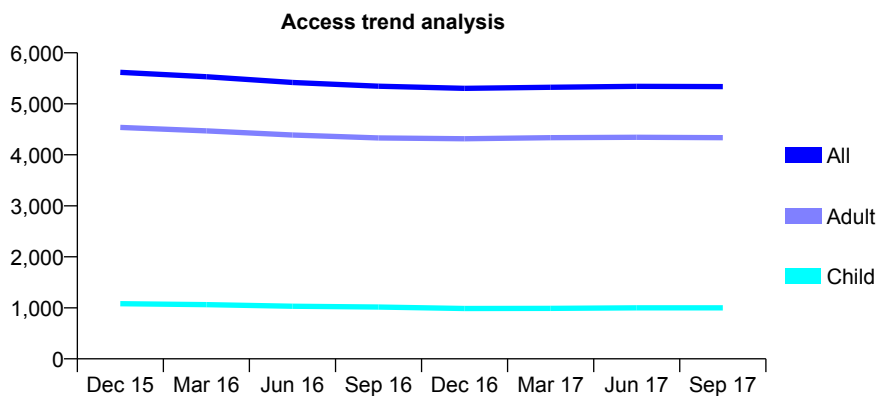
Q45 - Vital Signs At a Glance Contract Report for 155586/0001 - September 2017

Name or company name	Duke Street Dental Practice
Contract type name	GDS Contract
Purpose of contract	General
Contract start date	01/07/2013
Contract end date	

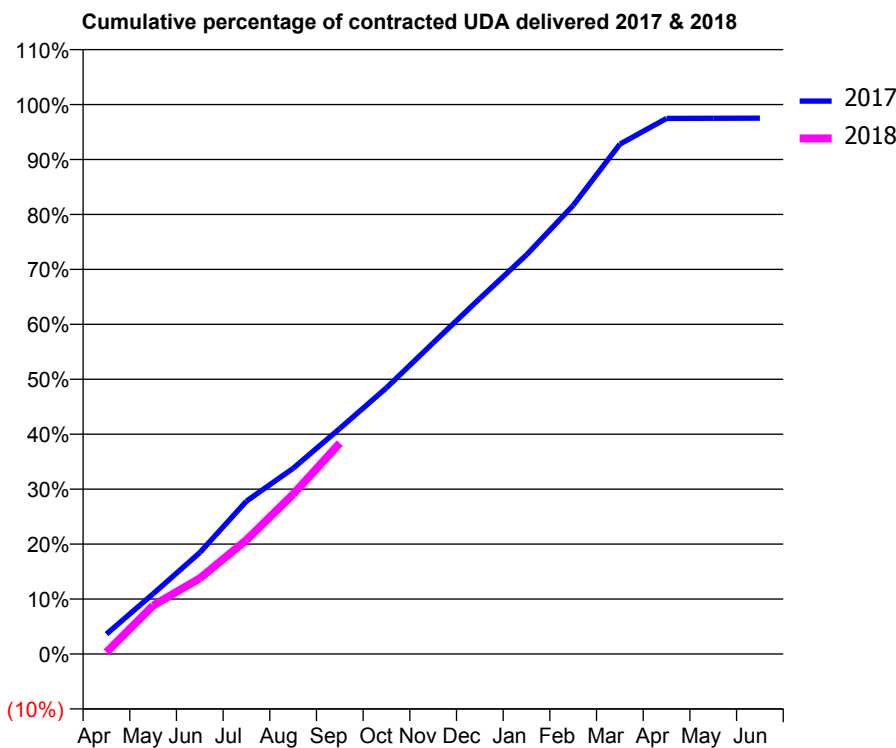
17/18 Contracted general activity (UDA)	18,637
Carry forward general activity (UDA)	463
17/18 Contracted orthodontic activity (UOA)	0
Carry forward orthodontic activity (UOA)	0
Baseline contract value	£513,226.72

ACCESS*

Patients seen in 24 months	Total	Change since previous quarter
Quarter ending September 2016	5,346	
Quarter ending December 2016	5,304	→
Quarter ending March 2017	5,324	→
Quarter ending June 2017	5,343	→
Quarter ending September 2017	5,336	→
Variance since September 2016	(0.2%)	→



ACTIVITY



Month	Adjusted Scheduled Activity (UDA)	
	2017	2018
April	675	62
May	2,042	1,644
June	3,441	2,569
July	5,185	3,869
August	6,300	5,421
September	7,649	7,154
October	9,030	
November	10,556	
December	12,058	
January	13,538	
February	15,215	
March	17,294	
April	18,166	
May	18,169	
June	18,174	

QUALITY

	Quantity	Base Number	Contract	AT	Region	England
% of FP17s for the same patient ID Re-attending within 3 months - Children	51	772	6.6%	12.2%	12.8%	11.9%
% of FP17s for the same patient ID Re-attending within 3 months - Adults	673	3,703	18.2%	15.5%	16.5%	15.9%
% of FP17s for the same patient ID Re-attending between 3 & 9 months - Children	502	772	65.0%	54.6%	59.7%	58.1%
% of FP17s for the same patient ID Re-attending between 3 & 9 months - Adults	2,382	3,703	64.3%	50.6%	53.0%	50.6%
% of FP17s for Band 1 Urgent Courses	497	4,052	12.3%	8.9%	9.2%	9.1%
% of FP17s Relating to Free Repair or Replacements	57	4,052	1.4%	1.2%	1.0%	0.8%
% of FP17s Relating to Continuations	80	4,052	2.0%	1.5%	1.2%	1.1%
% of Patients satisfied with the dentistry they have received	28	29	96.6%	90.2%	91.6%	91.4%
% of Patients satisfied with the time they had to wait for an appointment	27	29	93.1%	86.2%	88.1%	87.7%

* This is based on patients treated on this contract for their most recent course of treatment. Figures in italics indicate the base number of FP17s or Patient Questionnaire responses are less than 100. N/A is shown where the base number of responses is less than 10 during the period. % is calculated as Quantity/Base number*100

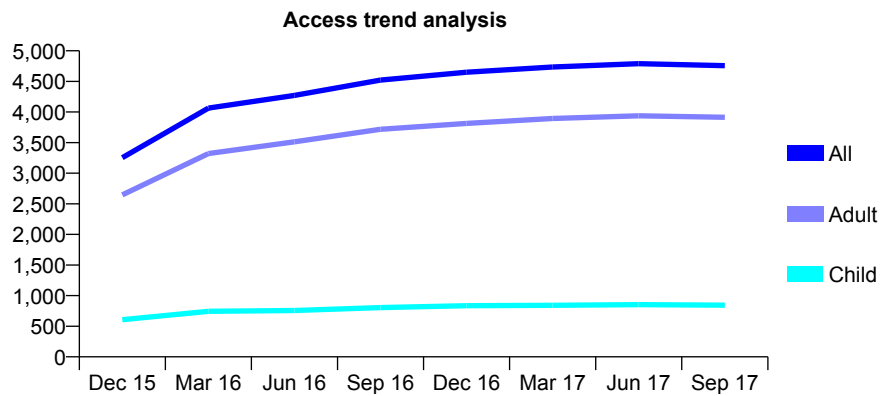
Q45 - Vital Signs At a Glance Contract Report for 157775/0001 - September 2017

Name or company name	Mr Devanand Isukapatla
Contract type name	GDS Contract
Purpose of contract	General
Contract start date	22/05/2015
Contract end date	

17/18 Contracted general activity (UDA)	17,605
Carry forward general activity (UDA)	0
17/18 Contracted orthodontic activity (UOA)	0
Carry forward orthodontic activity (UOA)	0
Baseline contract value	£376,638.88

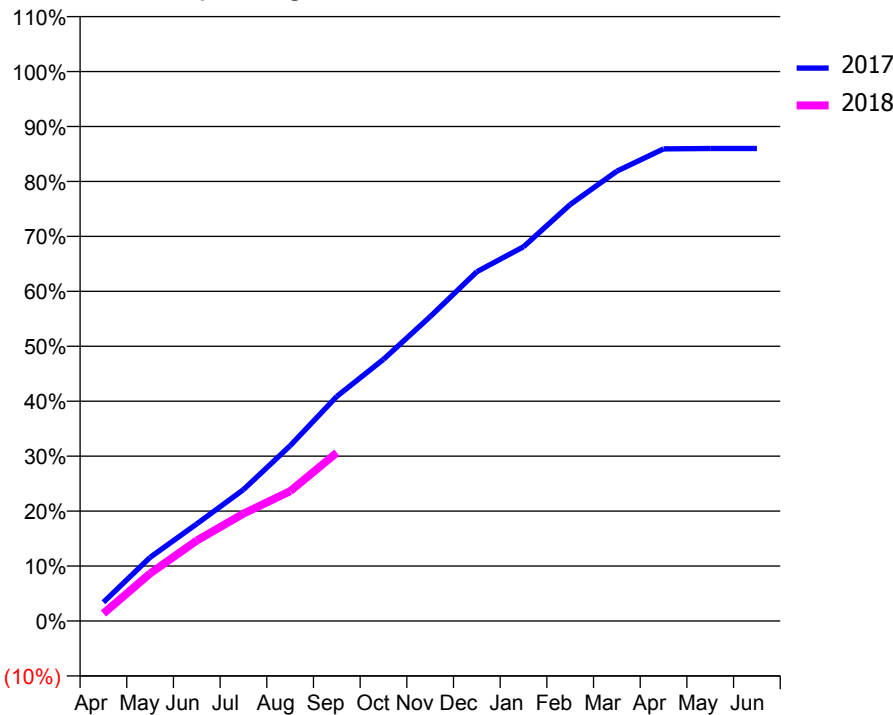
ACCESS*

Patients seen in 24 months	Total	Change since previous quarter
Quarter ending September 2016	4,522	
Quarter ending December 2016	4,650	↑
Quarter ending March 2017	4,736	→
Quarter ending June 2017	4,790	→
Quarter ending September 2017	4,757	→
Variance since September 2016	5.2%	↑



ACTIVITY

Cumulative percentage of contracted UDA delivered 2017 & 2018



Month	Adjusted Scheduled Activity (UDA)	
	2017	2018
April	599	241
May	2,042	1,523
June	3,110	2,577
July	4,210	3,442
August	5,614	4,157
September	7,195	5,392
October	8,385	
November	9,752	
December	11,193	
January	11,991	
February	13,343	
March	14,413	
April	15,124	
May	15,137	
June	15,138	

QUALITY

	Quantity	Base Number	Contract	AT	Region	England
% of FP17s for the same patient ID Re-attending within 3 months - Children	29	624	4.6%	12.2%	12.8%	11.9%
% of FP17s for the same patient ID Re-attending within 3 months - Adults	338	3,029	11.2%	15.5%	16.5%	15.9%
% of FP17s for the same patient ID Re-attending between 3 & 9 months - Children	447	624	71.6%	54.6%	59.7%	58.1%
% of FP17s for the same patient ID Re-attending between 3 & 9 months - Adults	2,085	3,029	68.8%	50.6%	53.0%	50.6%
% of FP17s for Band 1 Urgent Courses	267	3,240	8.2%	8.9%	9.2%	9.1%
% of FP17s Relating to Free Repair or Replacements	18	3,240	0.6%	1.2%	1.0%	0.8%
% of FP17s Relating to Continuations	16	3,240	0.5%	1.5%	1.2%	1.1%
% of Patients satisfied with the dentistry they have received	35	37	94.6%	90.2%	91.6%	91.4%
% of Patients satisfied with the time they had to wait for an appointment	36	37	97.3%	86.2%	88.1%	87.7%

* This is based on patients treated on this contract for their most recent course of treatment. Figures in italics indicate the base number of FP17s or Patient Questionnaire responses are less than 100. N/A is shown where the base number of responses is less than 10 during the period. % is calculated as Quantity/Base number*100

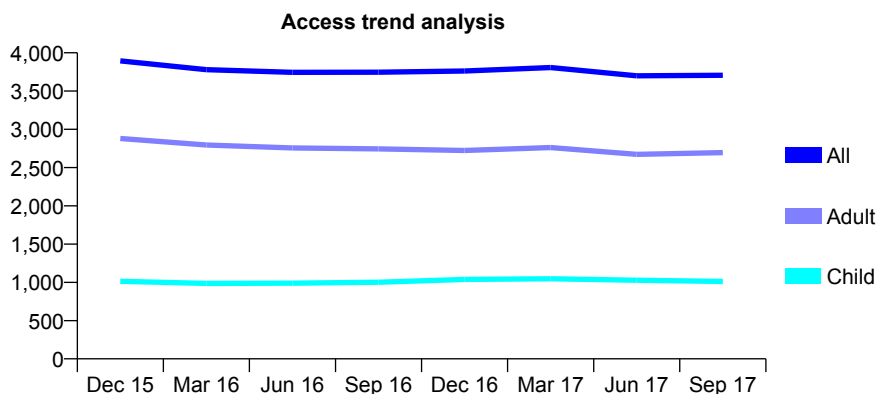
Q45 - Vital Signs At a Glance Contract Report for 158836/0001 - September 2017

Name or company name	The Grainger Stockton, Birtley and Stanley
Contract type name	GDS Contract
Purpose of contract	General
Contract start date	01/02/2014
Contract end date	

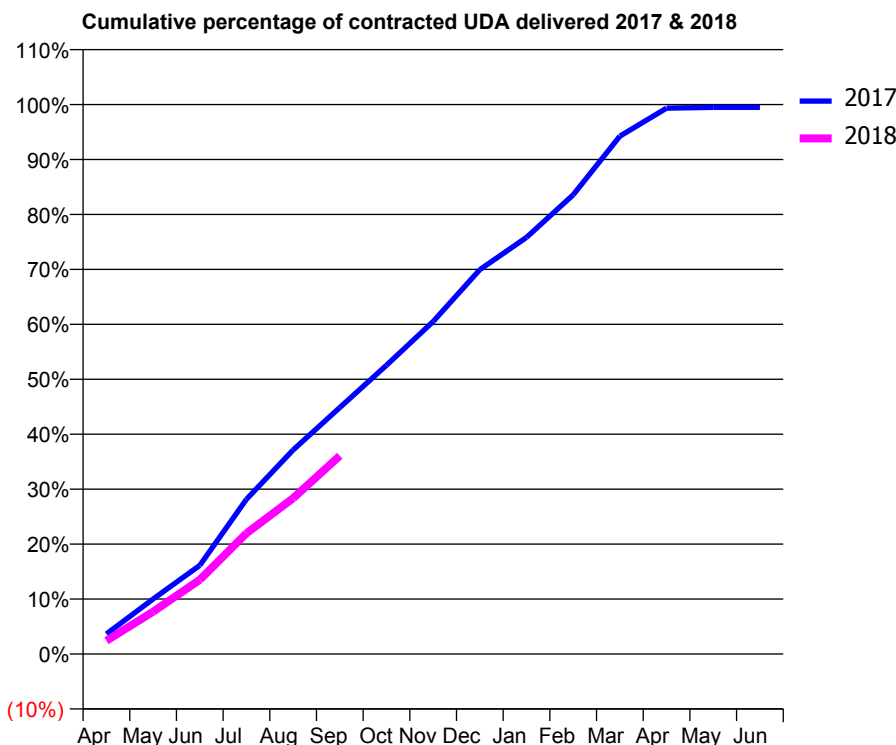
17/18 Contracted general activity (UDA)	12,000
Carry forward general activity (UDA)	62
17/18 Contracted orthodontic activity (UOA)	0
Carry forward orthodontic activity (UOA)	0
Baseline contract value	£286,365.23

ACCESS*

Patients seen in 24 months	Total	Change since previous quarter
Quarter ending September 2016	3,746	
Quarter ending December 2016	3,762	→
Quarter ending March 2017	3,807	→
Quarter ending June 2017	3,700	↓
Quarter ending September 2017	3,706	→
Variance since September 2016	(1.1%)	↓



ACTIVITY



Month	Adjusted Scheduled Activity (UDA)	
	2017	2018
April	438	289
May	1,202	924
June	1,936	1,621
July	3,380	2,638
August	4,457	3,403
September	5,382	4,329
October	6,306	
November	7,261	
December	8,394	
January	9,099	
February	10,027	
March	11,309	
April	11,920	
May	11,938	
June	11,938	

QUALITY

	Quantity	Base Number	Contract	AT	Region	England
% of FP17s for the same patient ID Re-attending within 3 months - Children	41	540	7.6%	12.2%	12.8%	11.9%
% of FP17s for the same patient ID Re-attending within 3 months - Adults	144	1,326	10.9%	15.5%	16.5%	15.9%
% of FP17s for the same patient ID Re-attending between 3 & 9 months - Children	250	540	46.3%	54.6%	59.7%	58.1%
% of FP17s for the same patient ID Re-attending between 3 & 9 months - Adults	539	1,326	40.6%	50.6%	53.0%	50.6%
% of FP17s for Band 1 Urgent Courses	108	1,708	6.3%	8.9%	9.2%	9.1%
% of FP17s Relating to Free Repair or Replacements	13	1,708	0.8%	1.2%	1.0%	0.8%
% of FP17s Relating to Continuations	27	1,708	1.6%	1.5%	1.2%	1.1%
% of Patients satisfied with the dentistry they have received	11	11	100.0%	90.2%	91.6%	91.4%
% of Patients satisfied with the time they had to wait for an appointment	9	11	81.8%	86.2%	88.1%	87.7%

* This is based on patients treated on this contract for their most recent course of treatment. Figures in italics indicate the base number of FP17s or Patient Questionnaire responses are less than 100. N/A is shown where the base number of responses is less than 10 during the period. % is calculated as Quantity/Base number*100

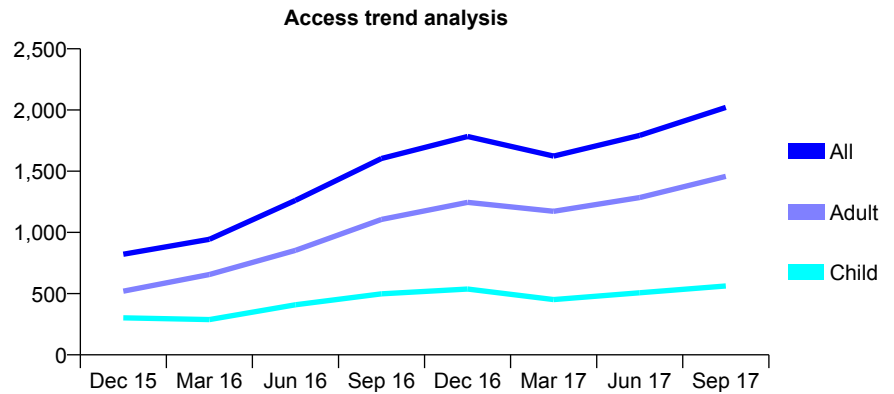
Q45 - Vital Signs At a Glance Contract Report for 160474/0001 - September 2017

Name or company name	Ormesby Dental Practice Partnership
Contract type name	GDS Contract
Purpose of contract	General
Contract start date	01/09/2015
Contract end date	

17/18 Contracted general activity (UDA)	6,367
Carry forward general activity (UDA)	-154
17/18 Contracted orthodontic activity (UOA)	0
Carry forward orthodontic activity (UOA)	0
Baseline contract value	£152,206.00

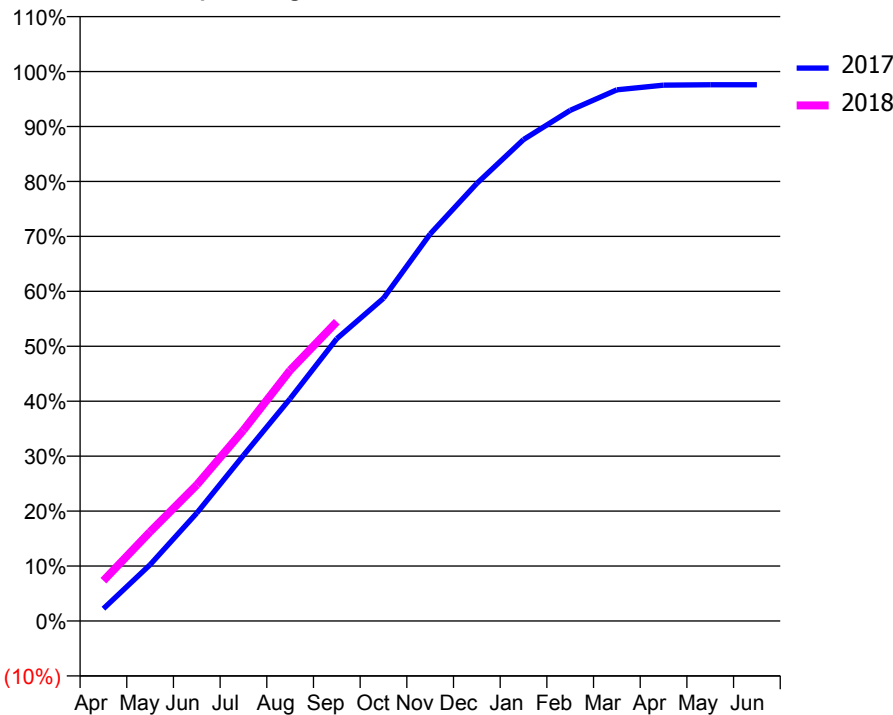
ACCESS*

Patients seen in 24 months	Total	Change since previous quarter
Quarter ending September 2016	1,604	
Quarter ending December 2016	1,784	↑
Quarter ending March 2017	1,624	↓
Quarter ending June 2017	1,792	↑
Quarter ending September 2017	2,021	↑
Variance since September 2016	26.0%	↑



ACTIVITY

Cumulative percentage of contracted UDA delivered 2017 & 2018



Month	Adjusted Scheduled Activity (UDA)	
	2017	2018
April	143	467
May	653	1,035
June	1,251	1,576
July	1,920	2,212
August	2,576	2,906
September	3,272	3,468
October	3,739	
November	4,485	
December	5,070	
January	5,579	
February	5,917	
March	6,154	
April	6,209	
May	6,213	
June	6,213	

QUALITY

	Quantity	Base Number	Contract	AT	Region	England
% of FP17s for the same patient ID Re-attending within 3 months - Children	29	512	5.7%	12.2%	12.8%	11.9%
% of FP17s for the same patient ID Re-attending within 3 months - Adults	114	1,098	10.4%	15.5%	16.5%	15.9%
% of FP17s for the same patient ID Re-attending between 3 & 9 months - Children	253	512	49.4%	54.6%	59.7%	58.1%
% of FP17s for the same patient ID Re-attending between 3 & 9 months - Adults	483	1,098	44.0%	50.6%	53.0%	50.6%
% of FP17s for Band 1 Urgent Courses	198	1,592	12.4%	8.9%	9.2%	9.1%
% of FP17s Relating to Free Repair or Replacements	8	1,592	0.5%	1.2%	1.0%	0.8%
% of FP17s Relating to Continuations	16	1,592	1.0%	1.5%	1.2%	1.1%
% of Patients satisfied with the dentistry they have received	5	8	N/A	90.2%	91.6%	91.4%
% of Patients satisfied with the time they had to wait for an appointment	7	8	N/A	86.2%	88.1%	87.7%

* This is based on patients treated on this contract for their most recent course of treatment. Figures in italics indicate the base number of FP17s or Patient Questionnaire responses are less than 100. N/A is shown where the base number of responses is less than 10 during the period. % is calculated as Quantity/Base number*100

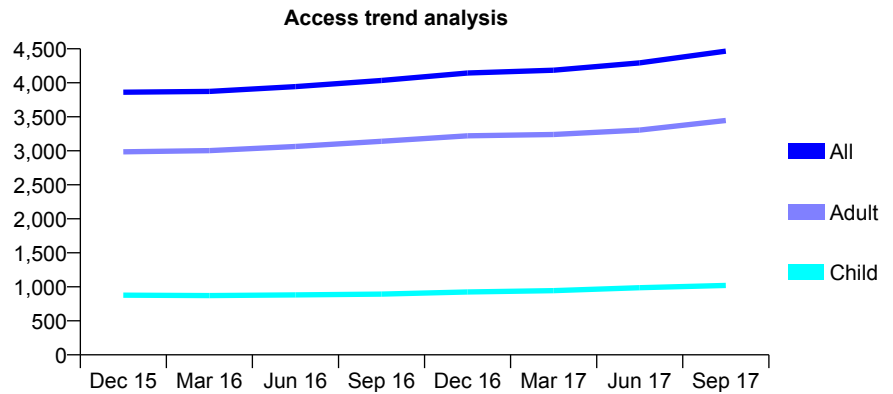
Q45 - Vital Signs At a Glance Contract Report for 166685/0001 - September 2017

Name or company name	Castle Dene Dental Surgery
Contract type name	GDS Contract
Purpose of contract	General
Contract start date	01/04/2009
Contract end date	

17/18 Contracted general activity (UDA)	14,400
Carry forward general activity (UDA)	-288
17/18 Contracted orthodontic activity (UOA)	0
Carry forward orthodontic activity (UOA)	0
Baseline contract value	£402,335.80

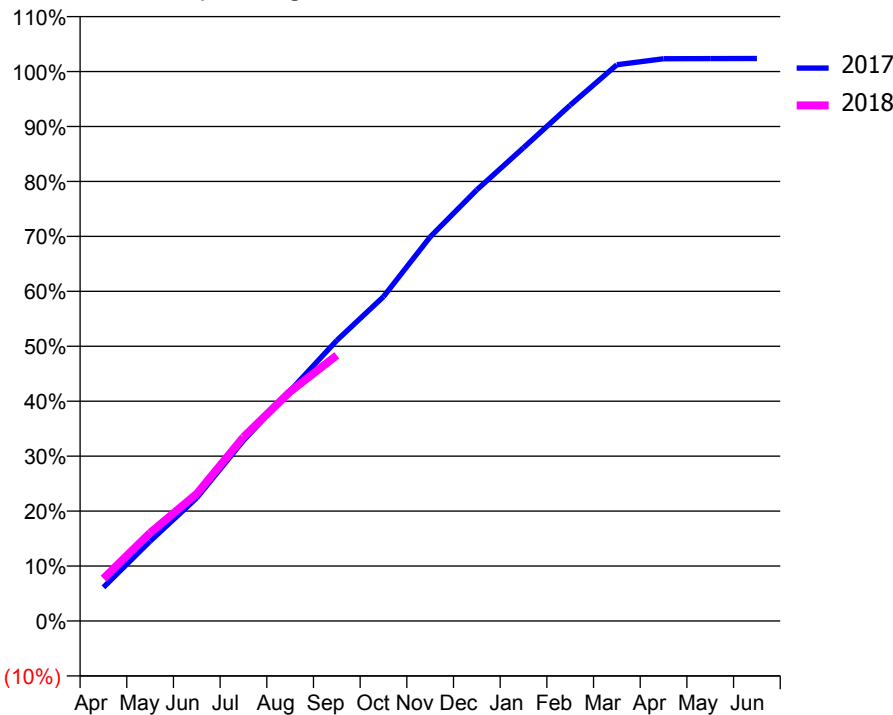
ACCESS*

Patients seen in 24 months	Total	Change since previous quarter
Quarter ending September 2016	4,035	
Quarter ending December 2016	4,145	↑
Quarter ending March 2017	4,186	→
Quarter ending June 2017	4,293	↑
Quarter ending September 2017	4,466	↑
Variance since September 2016	10.7%	↑



ACTIVITY

Cumulative percentage of contracted UDA delivered 2017 & 2018



Month	Adjusted Scheduled Activity (UDA)	
	2017	2018
April	882	1,112
May	2,093	2,312
June	3,227	3,336
July	4,731	4,821
August	6,035	6,011
September	7,354	6,961
October	8,501	
November	10,064	
December	11,300	
January	12,404	
February	13,517	
March	14,577	
April	14,736	
May	14,739	
June	14,740	

QUALITY

	Quantity	Base Number	Contract	AT	Region	England
% of FP17s for the same patient ID Re-attending within 3 months - Children	44	610	7.2%	12.2%	12.8%	11.9%
% of FP17s for the same patient ID Re-attending within 3 months - Adults	375	1,967	19.1%	15.5%	16.5%	15.9%
% of FP17s for the same patient ID Re-attending between 3 & 9 months - Children	233	610	38.2%	54.6%	59.7%	58.1%
% of FP17s for the same patient ID Re-attending between 3 & 9 months - Adults	617	1,967	31.4%	50.6%	53.0%	50.6%
% of FP17s for Band 1 Urgent Courses	421	2,518	16.7%	8.9%	9.2%	9.1%
% of FP17s Relating to Free Repair or Replacements	29	2,518	1.2%	1.2%	1.0%	0.8%
% of FP17s Relating to Continuations	29	2,518	1.2%	1.5%	1.2%	1.1%
% of Patients satisfied with the dentistry they have received	22	23	95.7%	90.2%	91.6%	91.4%
% of Patients satisfied with the time they had to wait for an appointment	23	23	100.0%	86.2%	88.1%	87.7%

* This is based on patients treated on this contract for their most recent course of treatment. Figures in italics indicate the base number of FP17s or Patient Questionnaire responses are less than 100. N/A is shown where the base number of responses is less than 10 during the period. % is calculated as Quantity/Base number*100

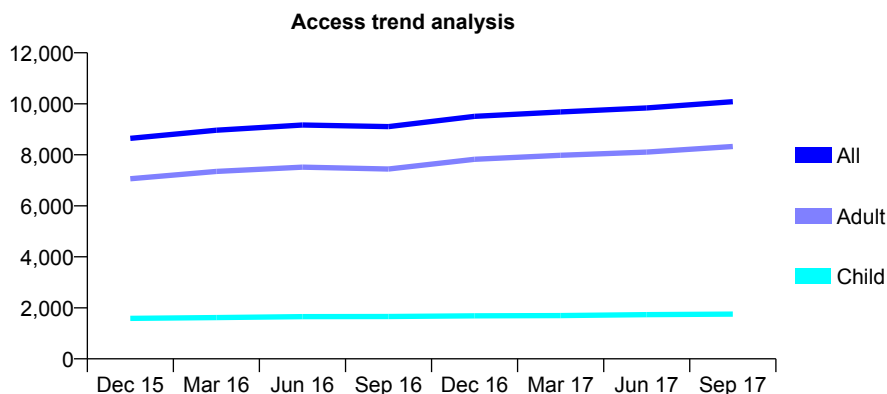
Q45 - Vital Signs At a Glance Contract Report for 170526/0001 - September 2017

Name or company name	Framwellgate Dental Surgery Limited
Contract type name	GDS Contract
Purpose of contract	General
Contract start date	01/04/2012
Contract end date	

17/18 Contracted general activity (UDA)	21,656
Carry forward general activity (UDA)	416
17/18 Contracted orthodontic activity (UOA)	0
Carry forward orthodontic activity (UOA)	0
Baseline contract value	£538,756.04

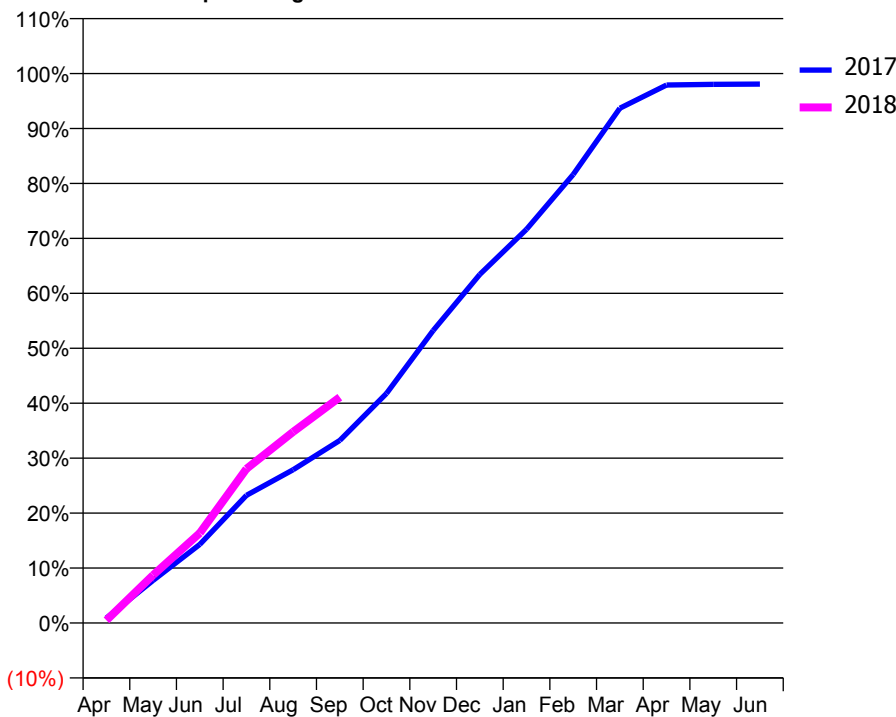
ACCESS*

Patients seen in 24 months	Total	Change since previous quarter
Quarter ending September 2016	9,104	
Quarter ending December 2016	9,508	↑
Quarter ending March 2017	9,679	→
Quarter ending June 2017	9,838	→
Quarter ending September 2017	10,084	↑
Variance since September 2016	10.8%	↑



ACTIVITY

Cumulative percentage of contracted UDA delivered 2017 & 2018



Adjusted Scheduled Activity (UDA)

Month	2017	2018
April	196	106
May	1,678	1,888
June	3,096	3,544
July	5,034	6,078
August	6,043	7,533
September	7,198	8,897
October	9,045	
November	11,527	
December	13,741	
January	15,514	
February	17,678	
March	20,286	
April	21,203	
May	21,228	
June	21,239	

QUALITY

	Quantity	Base Number	Contract	AT	Region	England
% of FP17s for the same patient ID Re-attending within 3 months - Children	107	1,225	8.7%	12.2%	12.8%	11.9%
% of FP17s for the same patient ID Re-attending within 3 months - Adults	569	4,498	12.7%	15.5%	16.5%	15.9%
% of FP17s for the same patient ID Re-attending between 3 & 9 months - Children	579	1,225	47.3%	54.6%	59.7%	58.1%
% of FP17s for the same patient ID Re-attending between 3 & 9 months - Adults	1,666	4,498	37.0%	50.6%	53.0%	50.6%
% of FP17s for Band 1 Urgent Courses	556	4,612	12.1%	8.9%	9.2%	9.1%
% of FP17s Relating to Free Repair or Replacements	15	4,612	0.3%	1.2%	1.0%	0.8%
% of FP17s Relating to Continuations	32	4,612	0.7%	1.5%	1.2%	1.1%
% of Patients satisfied with the dentistry they have received	30	34	88.2%	90.2%	91.6%	91.4%
% of Patients satisfied with the time they had to wait for an appointment	26	34	76.5%	86.2%	88.1%	87.7%

* This is based on patients treated on this contract for their most recent course of treatment. Figures in italics indicate the base number of FP17s or Patient Questionnaire responses are less than 100. N/A is shown where the base number of responses is less than 10 during the period. % is calculated as Quantity/Base number*100

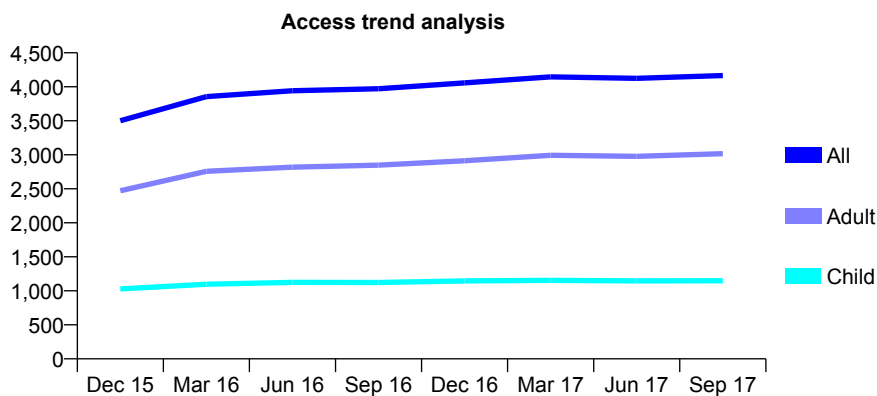
Q45 - Vital Signs At a Glance Contract Report for 171565/0001 - September 2017

Name or company name	Hardwick Dental Practice
Contract type name	GDS Contract
Purpose of contract	General and Orthodontic
Contract start date	01/05/2014
Contract end date	

17/18 Contracted general activity (UDA)	13,766
Carry forward general activity (UDA)	0
17/18 Contracted orthodontic activity (UOA)	0
Carry forward orthodontic activity (UOA)	0
Baseline contract value	£357,445.99

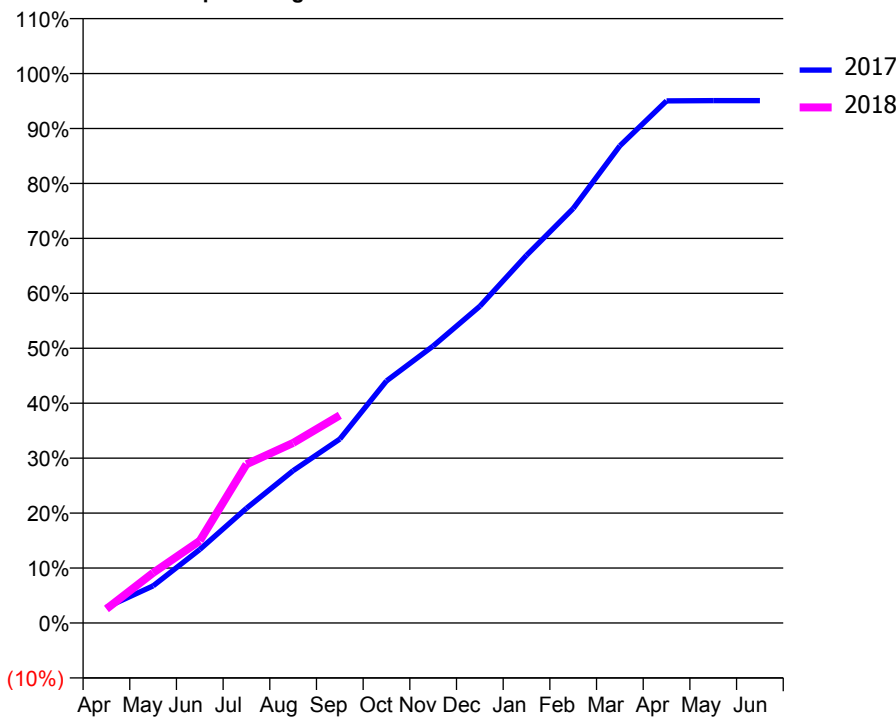
ACCESS*

Patients seen in 24 months	Total	Change since previous quarter
Quarter ending September 2016	3,971	
Quarter ending December 2016	4,058	↑
Quarter ending March 2017	4,147	↑
Quarter ending June 2017	4,124	→
Quarter ending September 2017	4,165	→
Variance since September 2016	4.9%	↑



ACTIVITY

Cumulative percentage of contracted UDA delivered 2017 & 2018



Month	Adjusted Scheduled Activity (UDA)	
	2017	2018
April	392	351
May	932	1,258
June	1,842	2,061
July	2,874	3,976
August	3,817	4,512
September	4,608	5,203
October	6,065	
November	6,939	
December	7,936	
January	9,210	
February	10,384	
March	11,955	
April	13,080	
May	13,087	
June	13,087	

QUALITY

	Quantity	Base Number	Contract	AT	Region	England
% of FP17s for the same patient ID Re-attending within 3 months - Children	55	711	7.7%	12.2%	12.8%	11.9%
% of FP17s for the same patient ID Re-attending within 3 months - Adults	349	1,780	19.6%	15.5%	16.5%	15.9%
% of FP17s for the same patient ID Re-attending between 3 & 9 months - Children	291	711	40.9%	54.6%	59.7%	58.1%
% of FP17s for the same patient ID Re-attending between 3 & 9 months - Adults	683	1,780	38.4%	50.6%	53.0%	50.6%
% of FP17s for Band 1 Urgent Courses	352	2,071	17.0%	8.9%	9.2%	9.1%
% of FP17s Relating to Free Repair or Replacements	22	2,071	1.1%	1.2%	1.0%	0.8%
% of FP17s Relating to Continuations	31	2,071	1.5%	1.5%	1.2%	1.1%
% of Patients satisfied with the dentistry they have received	12	13	92.3%	90.2%	91.6%	91.4%
% of Patients satisfied with the time they had to wait for an appointment	12	13	92.3%	86.2%	88.1%	87.7%

* This is based on patients treated on this contract for their most recent course of treatment. Figures in italics indicate the base number of FP17s or Patient Questionnaire responses are less than 100. N/A is shown where the base number of responses is less than 10 during the period. % is calculated as Quantity/Base number*100

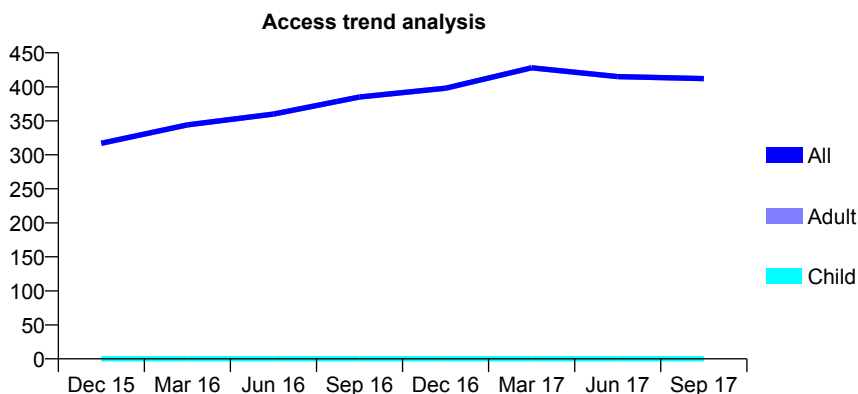
Q45 - Vital Signs At a Glance Contract Report for 171565/0002 - September 2017

Name or company name	Hardwick Dental Practice
Contract type name	PDS Contract
Purpose of contract	General
Contract start date	01/05/2014
Contract end date	31/03/2018

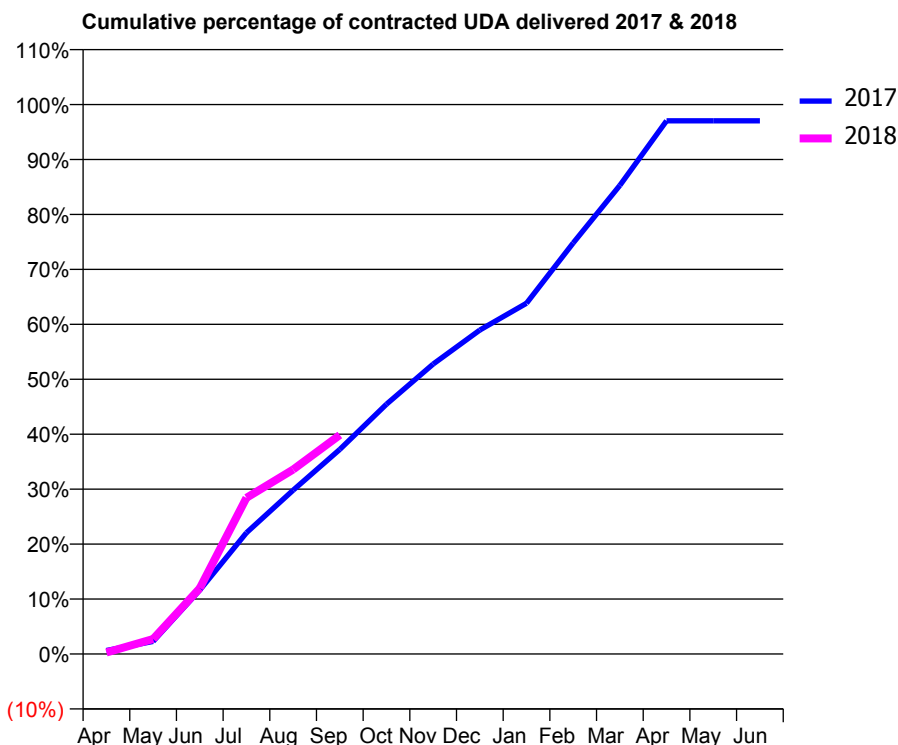
17/18 Contracted general activity (UDA)	1,464
Carry forward general activity (UDA)	0
17/18 Contracted orthodontic activity (UOA)	0
Carry forward orthodontic activity (UOA)	0
Baseline contract value	£46,160.59

ACCESS*

Patients seen in 24 months	Total	Change since previous quarter
Quarter ending September 2016	385	
Quarter ending December 2016	398	↑
Quarter ending March 2017	428	↑
Quarter ending June 2017	415	↓
Quarter ending September 2017	412	→
Variance since September 2016	7.0%	↑



ACTIVITY



Month	Adjusted Scheduled Activity (UDA)	
	2017	2018
April	9	4
May	33	40
June	170	175
July	323	416
August	437	491
September	545	583
October	666	
November	773	
December	863	
January	935	
February	1,095	
March	1,249	
April	1,421	
May	1,421	
June	1,421	

QUALITY

	Quantity	Base Number	Contract	AT	Region	England
% of FP17s for the same patient ID Re-attending within 3 months - Children	0	0	N/A	12.2%	12.8%	11.9%
% of FP17s for the same patient ID Re-attending within 3 months - Adults	37	160	23.1%	15.5%	16.5%	15.9%
% of FP17s for the same patient ID Re-attending between 3 & 9 months - Children	0	0	N/A	54.6%	59.7%	58.1%
% of FP17s for the same patient ID Re-attending between 3 & 9 months - Adults	26	160	16.3%	50.6%	53.0%	50.6%
% of FP17s for Band 1 Urgent Courses	17	125	13.6%	8.9%	9.2%	9.1%
% of FP17s Relating to Free Repair or Replacements	0	125	0.0%	1.2%	1.0%	0.8%
% of FP17s Relating to Continuations	2	125	1.6%	1.5%	1.2%	1.1%
% of Patients satisfied with the dentistry they have received	0	0	N/A	90.2%	91.6%	91.4%
% of Patients satisfied with the time they had to wait for an appointment	0	0	N/A	86.2%	88.1%	87.7%

* This is based on patients treated on this contract for their most recent course of treatment. Figures in italics indicate the base number of FP17s or Patient Questionnaire responses are less than 100. N/A is shown where the base number of responses is less than 10 during the period. % is calculated as Quantity/Base number*100

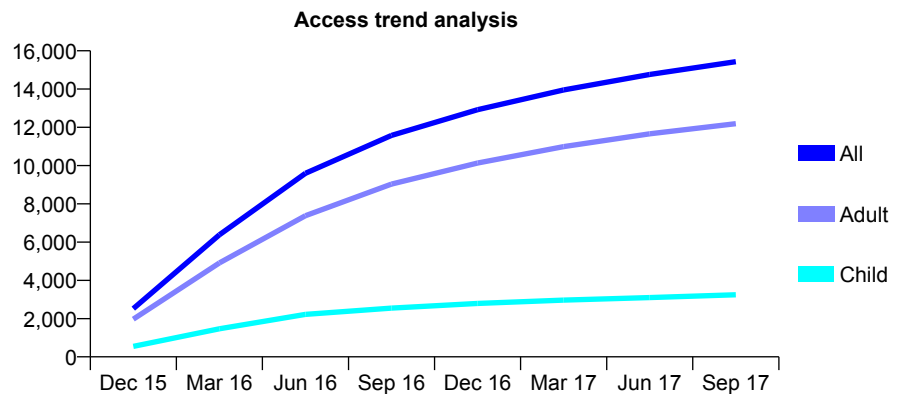
Q45 - Vital Signs At a Glance Contract Report for 172596/0001 - September 2017

Name or company name	Front Street Dental Practice Partnership
Contract type name	GDS Contract
Purpose of contract	General
Contract start date	01/11/2015
Contract end date	

17/18 Contracted general activity (UDA)	50,056
Carry forward general activity (UDA)	0
17/18 Contracted orthodontic activity (UOA)	0
Carry forward orthodontic activity (UOA)	0
Baseline contract value	£1,559,531.82

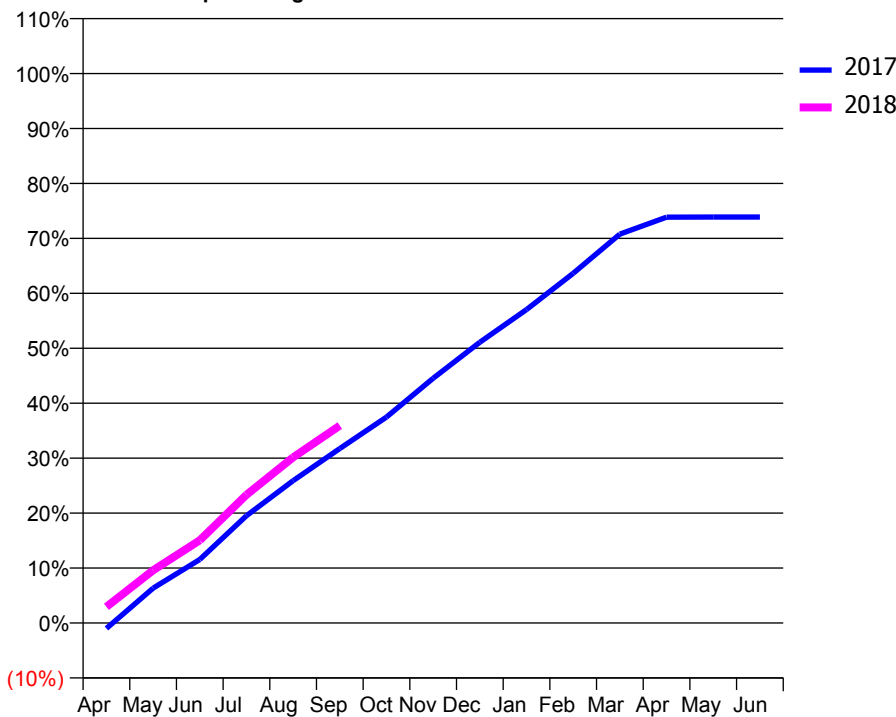
ACCESS*

Patients seen in 24 months	Total	Change since previous quarter
Quarter ending September 2016	11,576	
Quarter ending December 2016	12,920	↑
Quarter ending March 2017	13,955	↑
Quarter ending June 2017	14,761	↑
Quarter ending September 2017	15,432	↑
Variance since September 2016	33.3%	↑



ACTIVITY

Cumulative percentage of contracted UDA delivered 2017 & 2018



Month	Adjusted Scheduled Activity (UDA)	
	2017	2018
April	-503	1,475
May	3,176	4,803
June	5,782	7,539
July	9,776	11,678
August	12,969	15,088
September	15,893	17,980
October	18,755	
November	22,296	
December	25,580	
January	28,547	
February	31,861	
March	35,432	
April	36,971	
May	36,982	
June	36,982	

QUALITY

	Quantity	Base Number	Contract	AT	Region	England
% of FP17s for the same patient ID Re-attending within 3 months - Children	125	2,016	6.2%	12.2%	12.8%	11.9%
% of FP17s for the same patient ID Re-attending within 3 months - Adults	1,073	7,414	14.5%	15.5%	16.5%	15.9%
% of FP17s for the same patient ID Re-attending between 3 & 9 months - Children	881	2,016	43.7%	54.6%	59.7%	58.1%
% of FP17s for the same patient ID Re-attending between 3 & 9 months - Adults	3,183	7,414	42.9%	50.6%	53.0%	50.6%
% of FP17s for Band 1 Urgent Courses	950	8,286	11.5%	8.9%	9.2%	9.1%
% of FP17s Relating to Free Repair or Replacements	100	8,286	1.2%	1.2%	1.0%	0.8%
% of FP17s Relating to Continuations	103	8,286	1.2%	1.5%	1.2%	1.1%
% of Patients satisfied with the dentistry they have received	43	48	89.6%	90.2%	91.6%	91.4%
% of Patients satisfied with the time they had to wait for an appointment	40	48	83.3%	86.2%	88.1%	87.7%

* This is based on patients treated on this contract for their most recent course of treatment. Figures in italics indicate the base number of FP17s or Patient Questionnaire responses are less than 100. N/A is shown where the base number of responses is less than 10 during the period. % is calculated as Quantity/Base number*100

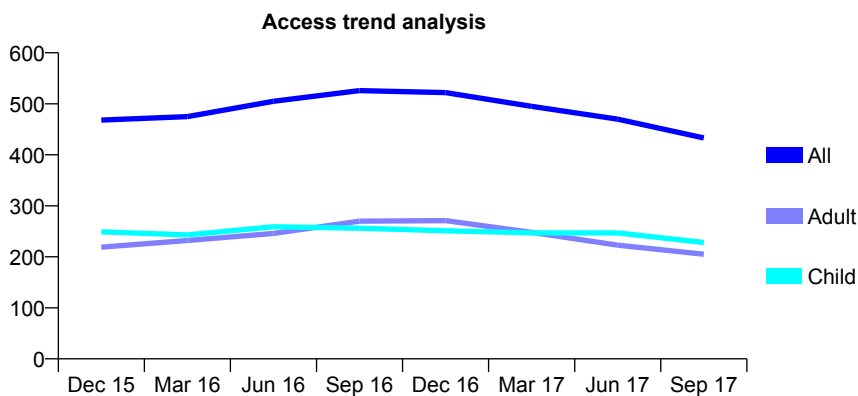
Q45 - Vital Signs At a Glance Contract Report for 174858/0001 - September 2017

Name or company name	Yarm Road Dental Practice
Contract type name	GDS Contract
Purpose of contract	General
Contract start date	01/01/2015
Contract end date	

17/18 Contracted general activity (UDA)	1,300
Carry forward general activity (UDA)	6
17/18 Contracted orthodontic activity (UOA)	0
Carry forward orthodontic activity (UOA)	0
Baseline contract value	£23,568.16

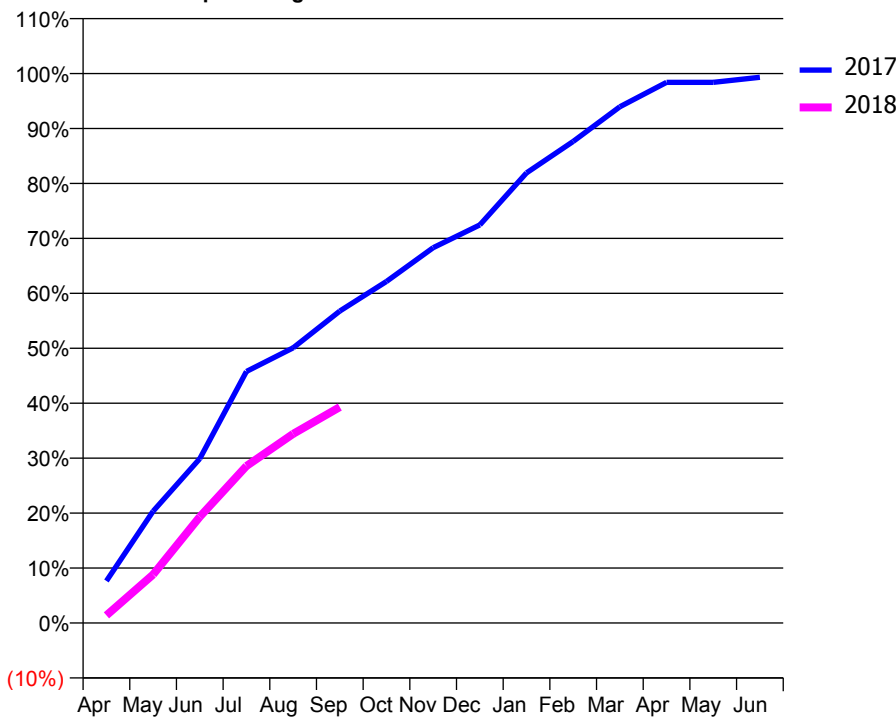
ACCESS*

Patients seen in 24 months	Total	Change since previous quarter
Quarter ending September 2016	526	
Quarter ending December 2016	522	→
Quarter ending March 2017	495	↓
Quarter ending June 2017	470	↓
Quarter ending September 2017	433	↓
Variance since September 2016	(17.7%)	↓



ACTIVITY

Cumulative percentage of contracted UDA delivered 2017 & 2018



Adjusted Scheduled Activity (UDA)

Month	2017	2018
April	99	18
May	264	115
June	389	251
July	595	372
August	651	447
September	738	511
October	808	
November	888	
December	942	
January	1,065	
February	1,139	
March	1,221	
April	1,279	
May	1,279	
June	1,291	

QUALITY

	Quantity	Base Number	Contract	AT	Region	England
% of FP17s for the same patient ID Re-attending within 3 months - Children	16	185	8.6%	12.2%	12.8%	11.9%
% of FP17s for the same patient ID Re-attending within 3 months - Adults	13	150	8.7%	15.5%	16.5%	15.9%
% of FP17s for the same patient ID Re-attending between 3 & 9 months - Children	130	185	70.3%	54.6%	59.7%	58.1%
% of FP17s for the same patient ID Re-attending between 3 & 9 months - Adults	91	150	60.7%	50.6%	53.0%	50.6%
% of FP17s for Band 1 Urgent Courses	15	299	5.0%	8.9%	9.2%	9.1%
% of FP17s Relating to Free Repair or Replacements	0	299	0.0%	1.2%	1.0%	0.8%
% of FP17s Relating to Continuations	0	299	0.0%	1.5%	1.2%	1.1%
% of Patients satisfied with the dentistry they have received	0	0	N/A	90.2%	91.6%	91.4%
% of Patients satisfied with the time they had to wait for an appointment	0	0	N/A	86.2%	88.1%	87.7%

* This is based on patients treated on this contract for their most recent course of treatment. Figures in italics indicate the base number of FP17s or Patient Questionnaire responses are less than 100. N/A is shown where the base number of responses is less than 10 during the period. % is calculated as Quantity/Base number*100

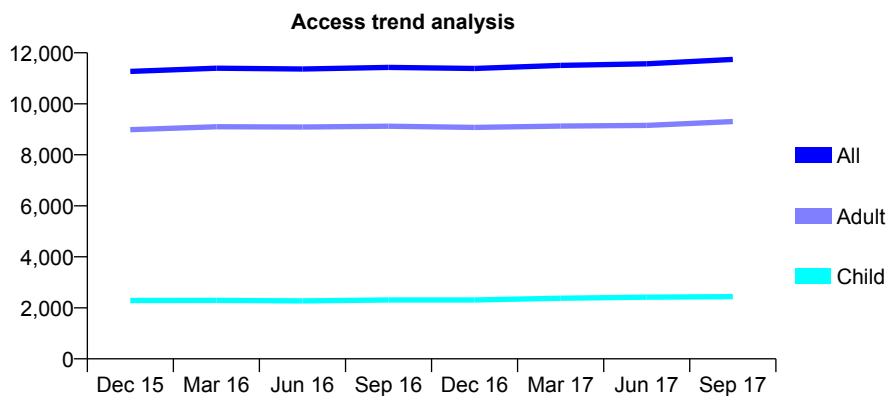
Q45 - Vital Signs At a Glance Contract Report for 176486/0001 - September 2017

Name or company name	Ridgway Dental Ltd.
Contract type name	GDS Contract
Purpose of contract	General
Contract start date	01/04/2009
Contract end date	

17/18 Contracted general activity (UDA)	35,659
Carry forward general activity (UDA)	0
17/18 Contracted orthodontic activity (UOA)	0
Carry forward orthodontic activity (UOA)	0
Baseline contract value	£917,781.84

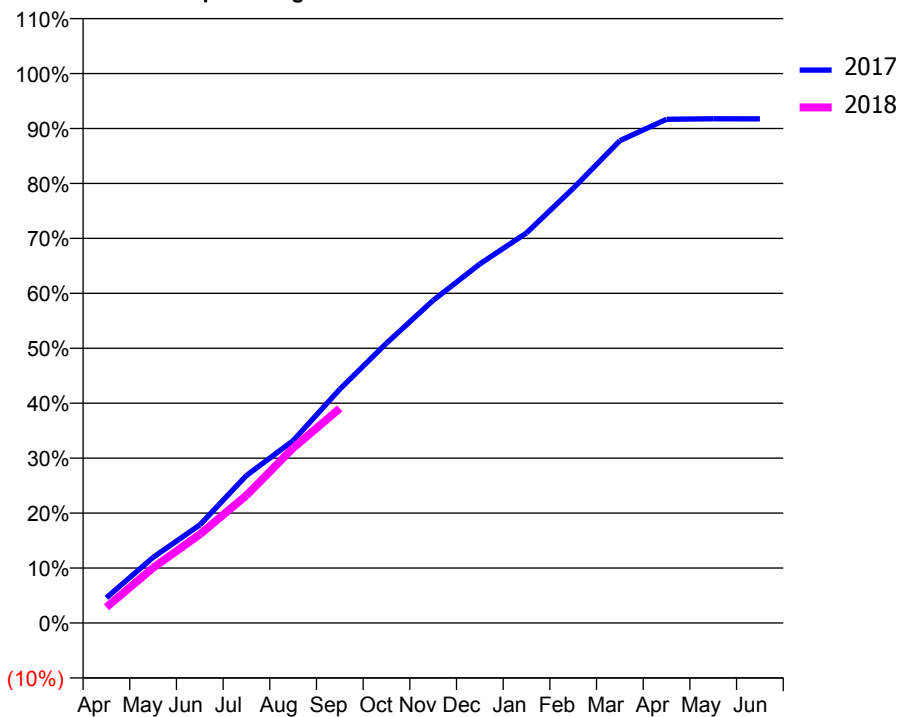
ACCESS*

Patients seen in 24 months	Total	Change since previous quarter
Quarter ending September 2016	11,429	
Quarter ending December 2016	11,384	→
Quarter ending March 2017	11,506	→
Quarter ending June 2017	11,568	→
Quarter ending September 2017	11,742	→
Variance since September 2016	2.7%	↑



ACTIVITY

Cumulative percentage of contracted UDA delivered 2017 & 2018



Month	Adjusted Scheduled Activity (UDA)	
	2017	2018
April	1,639	1,025
May	4,260	3,588
June	6,366	5,749
July	9,571	8,283
August	11,834	11,356
September	15,174	13,929
October	18,163	
November	20,936	
December	23,302	
January	25,316	
February	28,204	
March	31,300	
April	32,690	
May	32,724	
June	32,712	

QUALITY

	Quantity	Base Number	Contract	AT	Region	England
% of FP17s for the same patient ID Re-attending within 3 months - Children	65	1,437	4.5%	12.2%	12.8%	11.9%
% of FP17s for the same patient ID Re-attending within 3 months - Adults	692	5,823	11.9%	15.5%	16.5%	15.9%
% of FP17s for the same patient ID Re-attending between 3 & 9 months - Children	716	1,437	49.8%	54.6%	59.7%	58.1%
% of FP17s for the same patient ID Re-attending between 3 & 9 months - Adults	3,000	5,823	51.5%	50.6%	53.0%	50.6%
% of FP17s for Band 1 Urgent Courses	445	6,687	6.7%	8.9%	9.2%	9.1%
% of FP17s Relating to Free Repair or Replacements	60	6,687	0.9%	1.2%	1.0%	0.8%
% of FP17s Relating to Continuations	157	6,687	2.3%	1.5%	1.2%	1.1%
% of Patients satisfied with the dentistry they have received	27	29	93.1%	90.2%	91.6%	91.4%
% of Patients satisfied with the time they had to wait for an appointment	28	29	96.6%	86.2%	88.1%	87.7%

* This is based on patients treated on this contract for their most recent course of treatment. Figures in italics indicate the base number of FP17s or Patient Questionnaire responses are less than 100. N/A is shown where the base number of responses is less than 10 during the period. % is calculated as Quantity/Base number*100

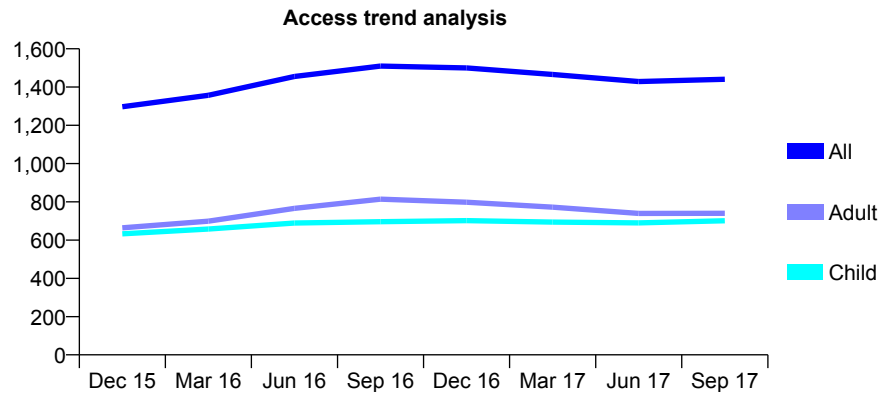
Q45 - Vital Signs At a Glance Contract Report for 176737/0001 - September 2017

Name or company name	Springs Dental Practice
Contract type name	GDS Contract
Purpose of contract	General
Contract start date	17/10/2013
Contract end date	

17/18 Contracted general activity (UDA)	5,000
Carry forward general activity (UDA)	-100
17/18 Contracted orthodontic activity (UOA)	0
Carry forward orthodontic activity (UOA)	0
Baseline contract value	£106,969.29

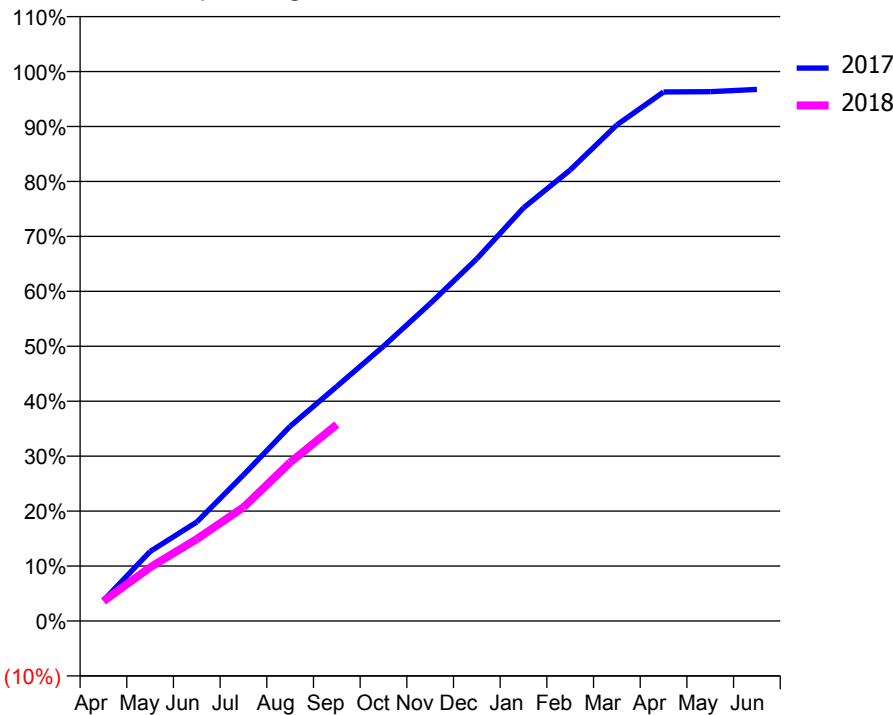
ACCESS*

Patients seen in 24 months	Total	Change since previous quarter
Quarter ending September 2016	1,510	
Quarter ending December 2016	1,500	→
Quarter ending March 2017	1,466	↓
Quarter ending June 2017	1,429	↓
Quarter ending September 2017	1,441	→
Variance since September 2016	(4.6%)	↓



ACTIVITY

Cumulative percentage of contracted UDA delivered 2017 & 2018



Month	Adjusted Scheduled Activity (UDA)	
	2017	2018
April	186	180
May	633	488
June	901	745
July	1,329	1,034
August	1,772	1,443
September	2,134	1,788
October	2,500	
November	2,888	
December	3,296	
January	3,760	
February	4,104	
March	4,514	
April	4,813	
May	4,817	
June	4,838	

QUALITY

	Quantity	Base Number	Contract	AT	Region	England
% of FP17s for the same patient ID Re-attending within 3 months - Children	63	559	11.3%	12.2%	12.8%	11.9%
% of FP17s for the same patient ID Re-attending within 3 months - Adults	76	420	18.1%	15.5%	16.5%	15.9%
% of FP17s for the same patient ID Re-attending between 3 & 9 months - Children	299	559	53.5%	54.6%	59.7%	58.1%
% of FP17s for the same patient ID Re-attending between 3 & 9 months - Adults	178	420	42.4%	50.6%	53.0%	50.6%
% of FP17s for Band 1 Urgent Courses	104	845	12.3%	8.9%	9.2%	9.1%
% of FP17s Relating to Free Repair or Replacements	0	845	0.0%	1.2%	1.0%	0.8%
% of FP17s Relating to Continuations	0	845	0.0%	1.5%	1.2%	1.1%
% of Patients satisfied with the dentistry they have received	2	2	N/A	90.2%	91.6%	91.4%
% of Patients satisfied with the time they had to wait for an appointment	2	2	N/A	86.2%	88.1%	87.7%

* This is based on patients treated on this contract for their most recent course of treatment. Figures in italics indicate the base number of FP17s or Patient Questionnaire responses are less than 100. N/A is shown where the base number of responses is less than 10 during the period. % is calculated as Quantity/Base number*100

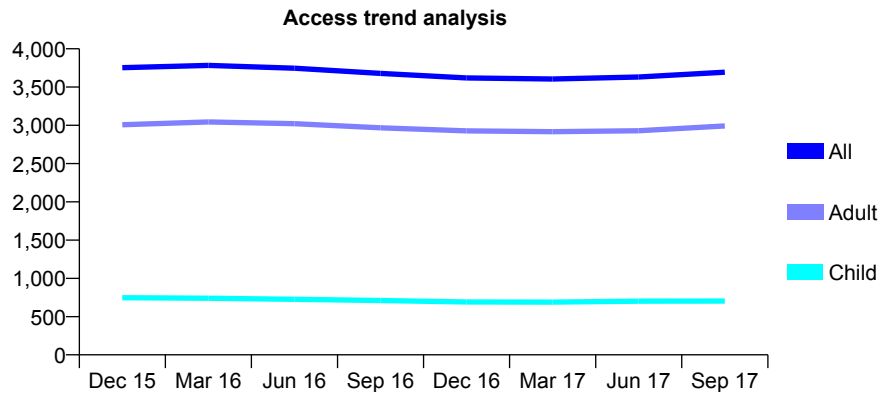
Q45 - Vital Signs At a Glance Contract Report for 177229/0001 - September 2017

Name or company name	Bishop Auckland Partnership
Contract type name	GDS Contract
Purpose of contract	General
Contract start date	01/07/2013
Contract end date	

17/18 Contracted general activity (UDA)	13,273
Carry forward general activity (UDA)	0
17/18 Contracted orthodontic activity (UOA)	0
Carry forward orthodontic activity (UOA)	0
Baseline contract value	£305,446.22

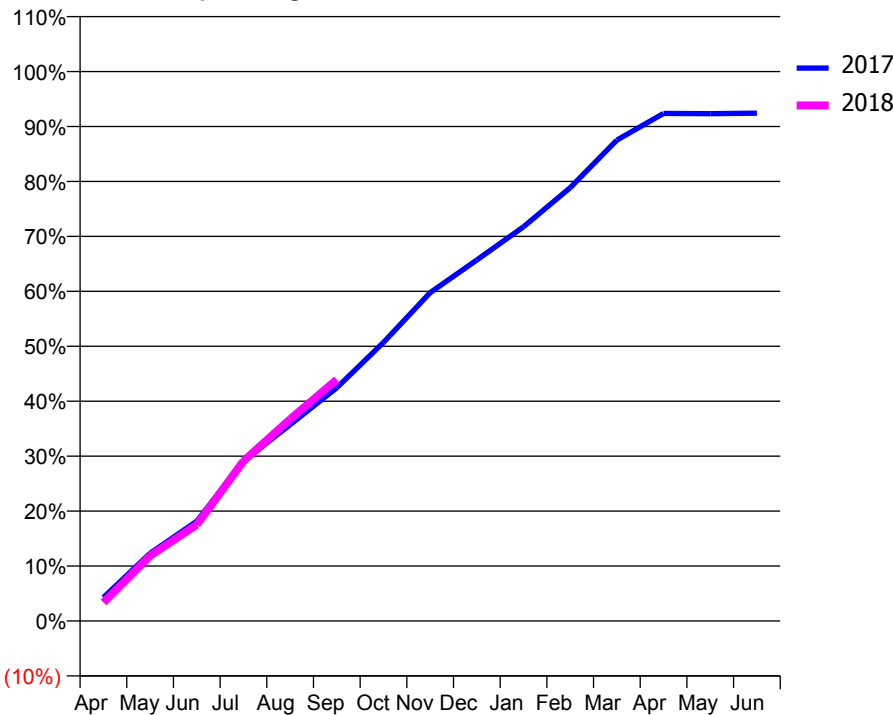
ACCESS*

Patients seen in 24 months	Total	Change since previous quarter
Quarter ending September 2016	3,679	
Quarter ending December 2016	3,619	↓
Quarter ending March 2017	3,605	→
Quarter ending June 2017	3,631	→
Quarter ending September 2017	3,694	→
Variance since September 2016	0.4%	→



ACTIVITY

Cumulative percentage of contracted UDA delivered 2017 & 2018



Month	Adjusted Scheduled Activity (UDA)	
	2017	2018
April	569	449
May	1,638	1,576
June	2,411	2,328
July	3,859	3,865
August	4,744	4,875
September	5,636	5,831
October	6,729	
November	7,932	
December	8,719	
January	9,521	
February	10,466	
March	11,618	
April	12,261	
May	12,255	
June	12,266	

QUALITY

	Quantity	Base Number	Contract	AT	Region	England
% of FP17s for the same patient ID Re-attending within 3 months - Children	49	563	8.7%	12.2%	12.8%	11.9%
% of FP17s for the same patient ID Re-attending within 3 months - Adults	459	2,452	18.7%	15.5%	16.5%	15.9%
% of FP17s for the same patient ID Re-attending between 3 & 9 months - Children	324	563	57.5%	54.6%	59.7%	58.1%
% of FP17s for the same patient ID Re-attending between 3 & 9 months - Adults	1,227	2,452	50.0%	50.6%	53.0%	50.6%
% of FP17s for Band 1 Urgent Courses	271	2,664	10.2%	8.9%	9.2%	9.1%
% of FP17s Relating to Free Repair or Replacements	43	2,664	1.6%	1.2%	1.0%	0.8%
% of FP17s Relating to Continuations	31	2,664	1.2%	1.5%	1.2%	1.1%
% of Patients satisfied with the dentistry they have received	14	17	82.4%	90.2%	91.6%	91.4%
% of Patients satisfied with the time they had to wait for an appointment	15	17	88.2%	86.2%	88.1%	87.7%

* This is based on patients treated on this contract for their most recent course of treatment. Figures in italics indicate the base number of FP17s or Patient Questionnaire responses are less than 100. N/A is shown where the base number of responses is less than 10 during the period. % is calculated as Quantity/Base number*100

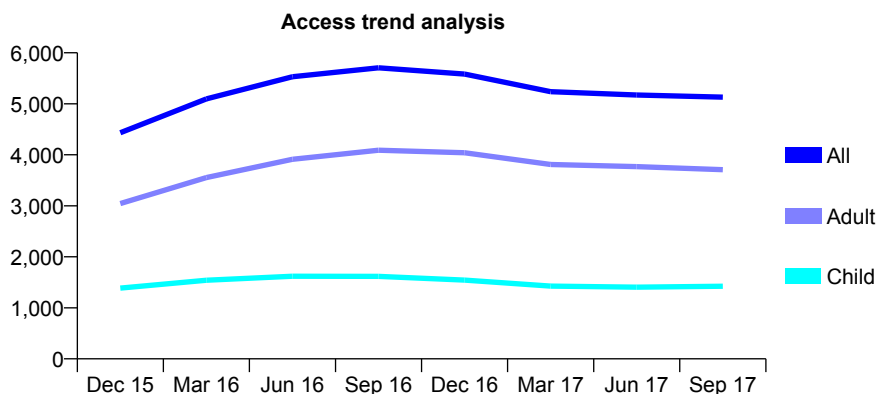
Q45 - Vital Signs At a Glance Contract Report for 177334/0001 - September 2017

Name or company name	Ingleby Meadow Dental Practice Partnershi
Contract type name	GDS Contract
Purpose of contract	General
Contract start date	04/03/2015
Contract end date	

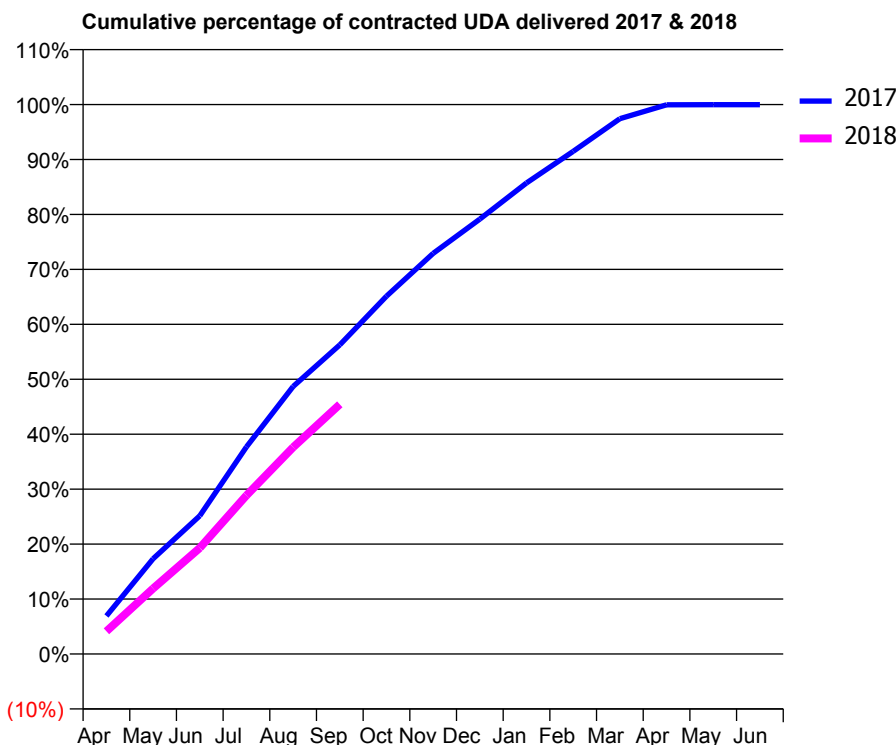
17/18 Contracted general activity (UDA)	14,808
Carry forward general activity (UDA)	6
17/18 Contracted orthodontic activity (UOA)	0
Carry forward orthodontic activity (UOA)	0
Baseline contract value	£386,871.11

ACCESS*

Patients seen in 24 months	Total	Change since previous quarter
Quarter ending September 2016	5,705	
Quarter ending December 2016	5,584	↓
Quarter ending March 2017	5,238	↓
Quarter ending June 2017	5,172	↓
Quarter ending September 2017	5,132	→
Variance since September 2016	(10.0%)	↓



ACTIVITY



Month	Adjusted Scheduled Activity (UDA)	
	2017	2018
April	1,028	613
May	2,566	1,767
June	3,724	2,858
July	5,582	4,275
August	7,209	5,571
September	8,331	6,730
October	9,645	
November	10,796	
December	11,720	
January	12,693	
February	13,547	
March	14,427	
April	14,801	
May	14,802	
June	14,802	

QUALITY

	Quantity	Base Number	Contract	AT	Region	England
% of FP17s for the same patient ID Re-attending within 3 months - Children	51	1,050	4.9%	12.2%	12.8%	11.9%
% of FP17s for the same patient ID Re-attending within 3 months - Adults	263	2,513	10.5%	15.5%	16.5%	15.9%
% of FP17s for the same patient ID Re-attending between 3 & 9 months - Children	513	1,050	48.9%	54.6%	59.7%	58.1%
% of FP17s for the same patient ID Re-attending between 3 & 9 months - Adults	1,075	2,513	42.8%	50.6%	53.0%	50.6%
% of FP17s for Band 1 Urgent Courses	181	3,381	5.4%	8.9%	9.2%	9.1%
% of FP17s Relating to Free Repair or Replacements	51	3,381	1.5%	1.2%	1.0%	0.8%
% of FP17s Relating to Continuations	88	3,381	2.6%	1.5%	1.2%	1.1%
% of Patients satisfied with the dentistry they have received	12	14	85.7%	90.2%	91.6%	91.4%
% of Patients satisfied with the time they had to wait for an appointment	10	14	71.4%	86.2%	88.1%	87.7%

* This is based on patients treated on this contract for their most recent course of treatment. Figures in italics indicate the base number of FP17s or Patient Questionnaire responses are less than 100. N/A is shown where the base number of responses is less than 10 during the period. % is calculated as Quantity/Base number*100

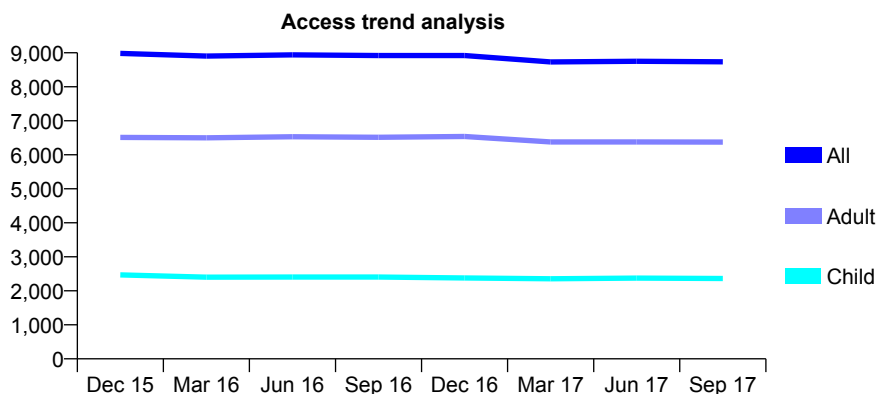
Q45 - Vital Signs At a Glance Contract Report for 179523/0002 - September 2017

Name or company name	Jeyarajan Dental Care Ltd.
Contract type name	GDS Contract
Purpose of contract	General
Contract start date	01/04/2009
Contract end date	

17/18 Contracted general activity (UDA)	24,500
Carry forward general activity (UDA)	-489
17/18 Contracted orthodontic activity (UOA)	0
Carry forward orthodontic activity (UOA)	0
Baseline contract value	£710,356.31

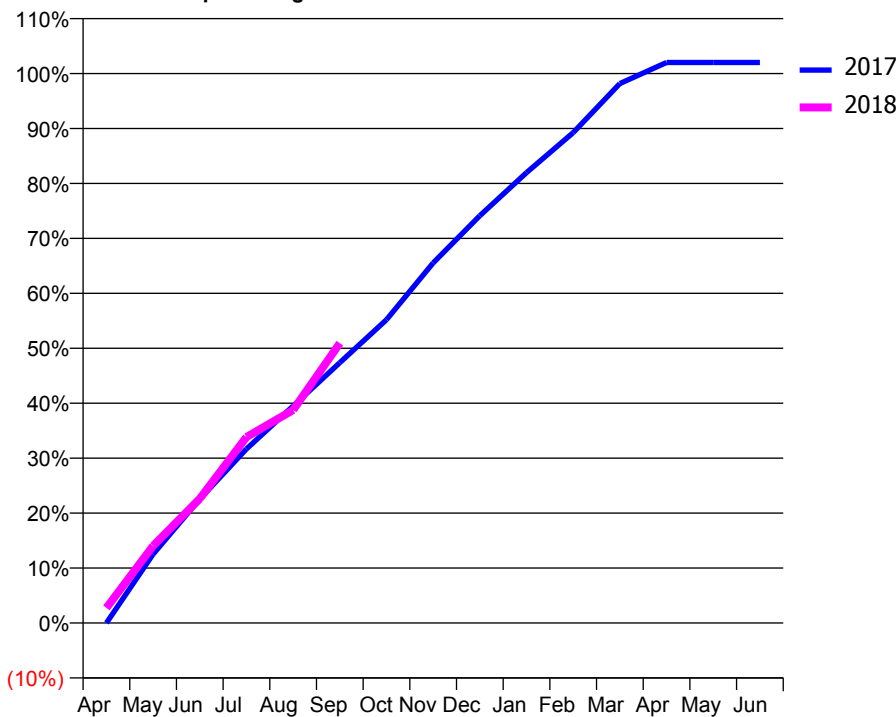
ACCESS*

Patients seen in 24 months	Total	Change since previous quarter
Quarter ending September 2016	8,920	
Quarter ending December 2016	8,920	→
Quarter ending March 2017	8,732	↓
Quarter ending June 2017	8,751	→
Quarter ending September 2017	8,737	→
Variance since September 2016	(2.1%)	↓



ACTIVITY

Cumulative percentage of contracted UDA delivered 2017 & 2018



Month	Adjusted Scheduled Activity (UDA)	
	2017	2018
April	0	672
May	3,069	3,438
June	5,523	5,546
July	7,762	8,293
August	9,676	9,496
September	11,607	12,478
October	13,520	
November	16,057	
December	18,159	
January	20,081	
February	21,862	
March	24,052	
April	24,989	
May	24,989	
June	24,989	

QUALITY

	Quantity	Base Number	Contract	AT	Region	England
% of FP17s for the same patient ID Re-attending within 3 months - Children	135	1,429	9.4%	12.2%	12.8%	11.9%
% of FP17s for the same patient ID Re-attending within 3 months - Adults	647	3,829	16.9%	15.5%	16.5%	15.9%
% of FP17s for the same patient ID Re-attending between 3 & 9 months - Children	523	1,429	36.6%	54.6%	59.7%	58.1%
% of FP17s for the same patient ID Re-attending between 3 & 9 months - Adults	1,503	3,829	39.3%	50.6%	53.0%	50.6%
% of FP17s for Band 1 Urgent Courses	547	4,917	11.1%	8.9%	9.2%	9.1%
% of FP17s Relating to Free Repair or Replacements	114	4,917	2.3%	1.2%	1.0%	0.8%
% of FP17s Relating to Continuations	30	4,917	0.6%	1.5%	1.2%	1.1%
% of Patients satisfied with the dentistry they have received	11	12	91.7%	90.2%	91.6%	91.4%
% of Patients satisfied with the time they had to wait for an appointment	9	12	75.0%	86.2%	88.1%	87.7%

* This is based on patients treated on this contract for their most recent course of treatment. Figures in italics indicate the base number of FP17s or Patient Questionnaire responses are less than 100. N/A is shown where the base number of responses is less than 10 during the period. % is calculated as Quantity/Base number*100

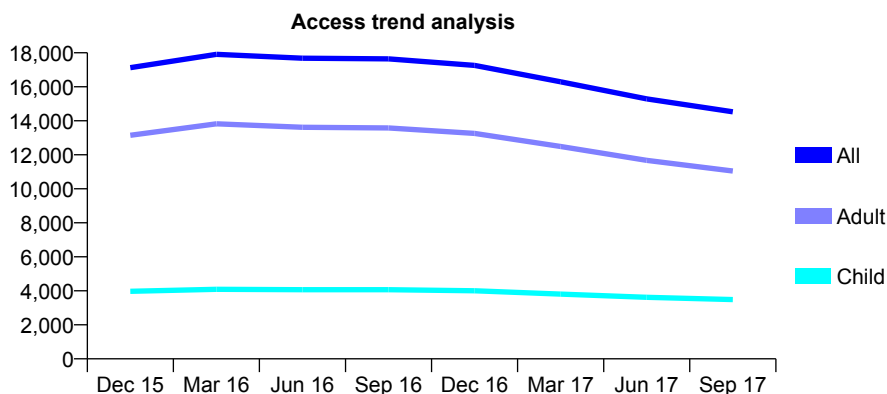
Q45 - Vital Signs At a Glance Contract Report for 186007/0001 - September 2017

Name or company name	Hartlepool Dental Practice Partnership
Contract type name	GDS Contract
Purpose of contract	General
Contract start date	01/04/2014
Contract end date	

17/18 Contracted general activity (UDA)	60,590
Carry forward general activity (UDA)	0
17/18 Contracted orthodontic activity (UOA)	0
Carry forward orthodontic activity (UOA)	0
Baseline contract value	£1,404,825.37

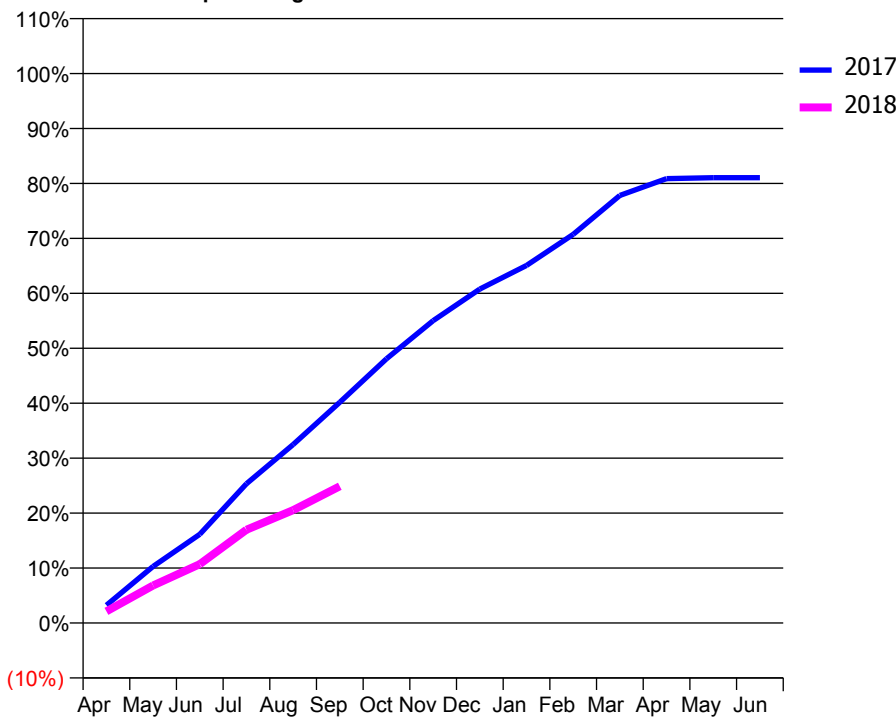
ACCESS*

Patients seen in 24 months	Total	Change since previous quarter
Quarter ending September 2016	17,647	
Quarter ending December 2016	17,260	↓
Quarter ending March 2017	16,297	↓
Quarter ending June 2017	15,289	↓
Quarter ending September 2017	14,533	↓
Variance since September 2016	(17.6%)	↓



ACTIVITY

Cumulative percentage of contracted UDA delivered 2017 & 2018



Adjusted Scheduled Activity (UDA)

Month	2017	2018
April	1,721	1,293
May	5,471	4,137
June	8,579	6,492
July	13,460	10,278
August	17,243	12,453
September	21,333	15,073
October	25,528	
November	29,218	
December	32,265	
January	34,552	
February	37,549	
March	41,307	
April	42,937	
May	43,022	
June	43,022	

QUALITY

	Quantity	Base Number	Contract	AT	Region	England
% of FP17s for the same patient ID Re-attending within 3 months - Children	54	1,701	3.2%	12.2%	12.8%	11.9%
% of FP17s for the same patient ID Re-attending within 3 months - Adults	402	4,824	8.3%	15.5%	16.5%	15.9%
% of FP17s for the same patient ID Re-attending between 3 & 9 months - Children	641	1,701	37.7%	54.6%	59.7%	58.1%
% of FP17s for the same patient ID Re-attending between 3 & 9 months - Adults	2,402	4,824	49.8%	50.6%	53.0%	50.6%
% of FP17s for Band 1 Urgent Courses	143	5,955	2.4%	8.9%	9.2%	9.1%
% of FP17s Relating to Free Repair or Replacements	24	5,955	0.4%	1.2%	1.0%	0.8%
% of FP17s Relating to Continuations	55	5,955	0.9%	1.5%	1.2%	1.1%
% of Patients satisfied with the dentistry they have received	45	52	86.5%	90.2%	91.6%	91.4%
% of Patients satisfied with the time they had to wait for an appointment	42	52	80.8%	86.2%	88.1%	87.7%

* This is based on patients treated on this contract for their most recent course of treatment. Figures in italics indicate the base number of FP17s or Patient Questionnaire responses are less than 100. N/A is shown where the base number of responses is less than 10 during the period. % is calculated as Quantity/Base number*100

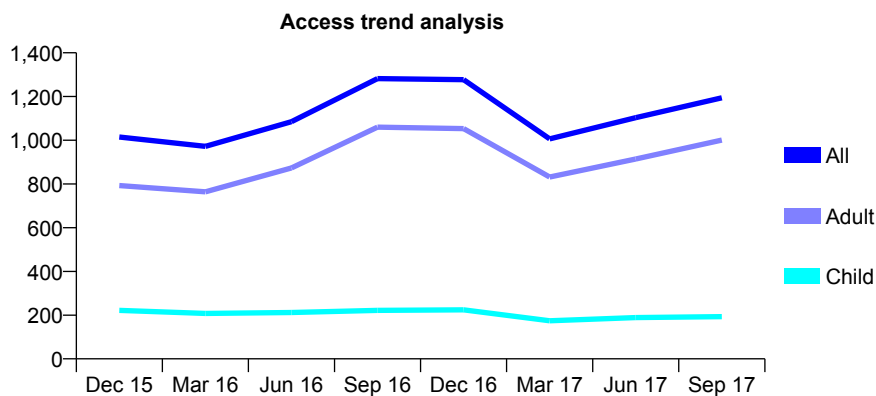
Q45 - Vital Signs At a Glance Contract Report for 192589/0001 - September 2017

Name or company name	Novident Dental Practice
Contract type name	GDS Contract
Purpose of contract	General
Contract start date	01/11/2014
Contract end date	

17/18 Contracted general activity (UDA)	3,500
Carry forward general activity (UDA)	34
17/18 Contracted orthodontic activity (UOA)	0
Carry forward orthodontic activity (UOA)	0
Baseline contract value	£76,004.99

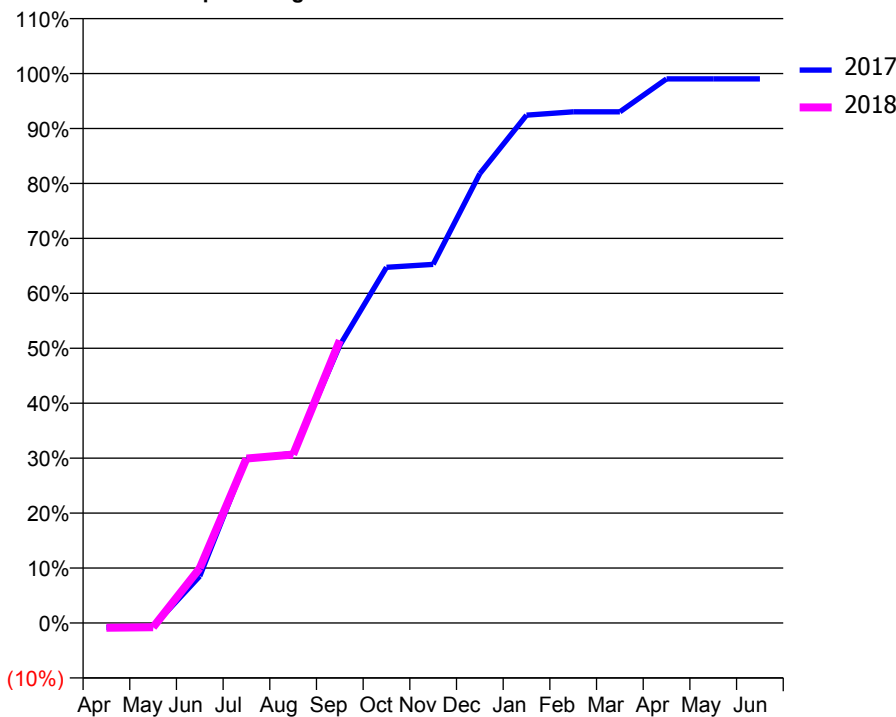
ACCESS*

Patients seen in 24 months	Total	Change since previous quarter
Quarter ending September 2016	1,282	
Quarter ending December 2016	1,277	→
Quarter ending March 2017	1,006	↓
Quarter ending June 2017	1,103	↑
Quarter ending September 2017	1,194	↑
Variance since September 2016	(6.9%)	↓



ACTIVITY

Cumulative percentage of contracted UDA delivered 2017 & 2018



Adjusted Scheduled Activity (UDA)

Month	2017	2018
April	-29	-31
May	-23	-28
June	299	350
July	1,045	1,048
August	1,081	1,073
September	1,769	1,800
October	2,266	
November	2,285	
December	2,862	
January	3,235	
February	3,256	
March	3,256	
April	3,466	
May	3,466	
June	3,466	

QUALITY

	Quantity	Base Number	Contract	AT	Region	England
% of FP17s for the same patient ID Re-attending within 3 months - Children	0	119	0.0%	12.2%	12.8%	11.9%
% of FP17s for the same patient ID Re-attending within 3 months - Adults	14	565	2.5%	15.5%	16.5%	15.9%
% of FP17s for the same patient ID Re-attending between 3 & 9 months - Children	15	119	12.6%	54.6%	59.7%	58.1%
% of FP17s for the same patient ID Re-attending between 3 & 9 months - Adults	57	565	10.1%	50.6%	53.0%	50.6%
% of FP17s for Band 1 Urgent Courses	10	622	1.6%	8.9%	9.2%	9.1%
% of FP17s Relating to Free Repair or Replacements	4	622	0.6%	1.2%	1.0%	0.8%
% of FP17s Relating to Continuations	6	622	1.0%	1.5%	1.2%	1.1%
% of Patients satisfied with the dentistry they have received	4	4	N/A	90.2%	91.6%	91.4%
% of Patients satisfied with the time they had to wait for an appointment	4	4	N/A	86.2%	88.1%	87.7%

* This is based on patients treated on this contract for their most recent course of treatment. Figures in italics indicate the base number of FP17s or Patient Questionnaire responses are less than 100. N/A is shown where the base number of responses is less than 10 during the period. % is calculated as Quantity/Base number*100

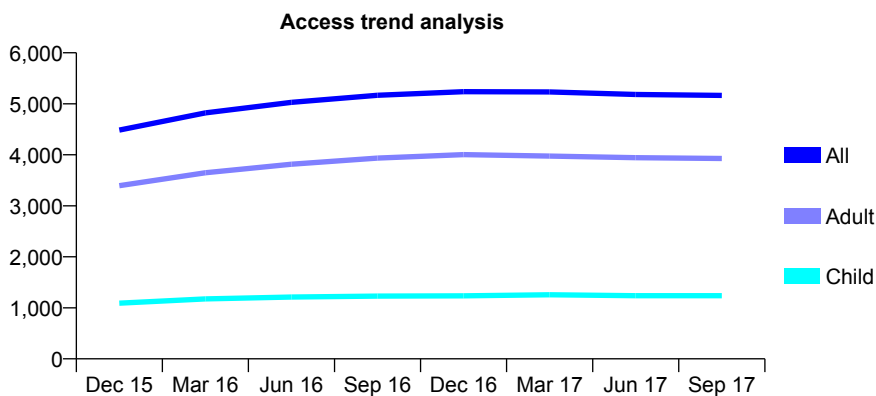
Q45 - Vital Signs At a Glance Contract Report for 193771/0001 - September 2017

Name or company name	Thornaby Dental Centre
Contract type name	GDS Contract
Purpose of contract	General
Contract start date	01/01/2015
Contract end date	

17/18 Contracted general activity (UDA)	20,325
Carry forward general activity (UDA)	-301
17/18 Contracted orthodontic activity (UOA)	0
Carry forward orthodontic activity (UOA)	0
Baseline contract value	£443,598.09

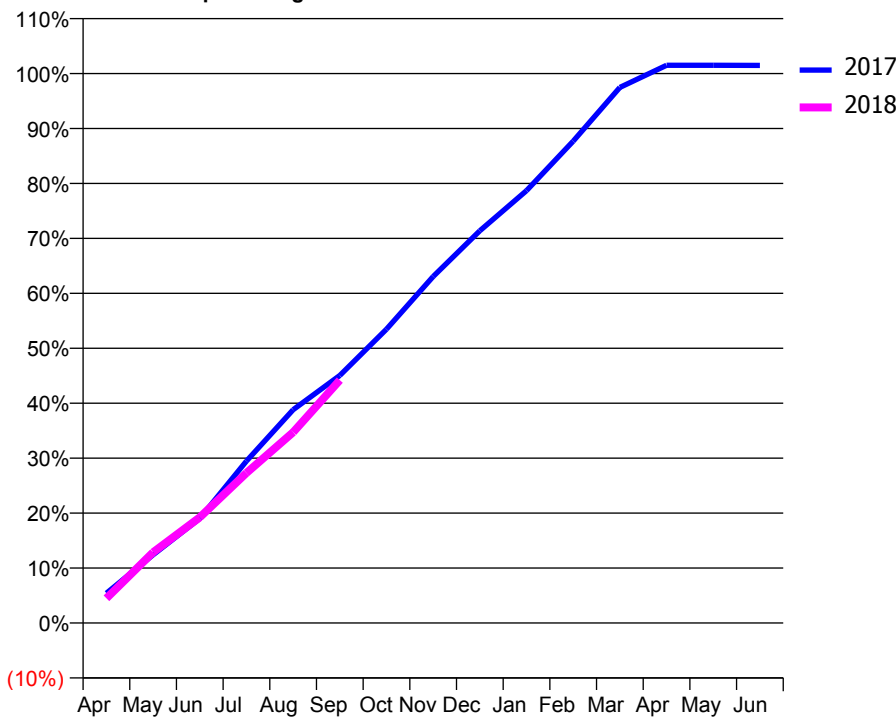
ACCESS*

Patients seen in 24 months	Total	Change since previous quarter
Quarter ending September 2016	5,167	
Quarter ending December 2016	5,239	→
Quarter ending March 2017	5,232	→
Quarter ending June 2017	5,183	→
Quarter ending September 2017	5,165	→
Variance since September 2016	(0.0%)	→



ACTIVITY

Cumulative percentage of contracted UDA delivered 2017 & 2018



Month	Adjusted Scheduled Activity (UDA)	
	2017	2018
April	1,103	914
May	2,521	2,617
June	3,869	3,910
July	5,988	5,553
August	7,890	7,058
September	9,159	8,986
October	10,869	
November	12,817	
December	14,506	
January	15,992	
February	17,822	
March	19,812	
April	20,627	
May	20,629	
June	20,626	

QUALITY

	Quantity	Base Number	Contract	AT	Region	England
% of FP17s for the same patient ID Re-attending within 3 months - Children	65	999	6.5%	12.2%	12.8%	11.9%
% of FP17s for the same patient ID Re-attending within 3 months - Adults	520	3,394	15.3%	15.5%	16.5%	15.9%
% of FP17s for the same patient ID Re-attending between 3 & 9 months - Children	629	999	63.0%	54.6%	59.7%	58.1%
% of FP17s for the same patient ID Re-attending between 3 & 9 months - Adults	2,189	3,394	64.5%	50.6%	53.0%	50.6%
% of FP17s for Band 1 Urgent Courses	81	4,059	2.0%	8.9%	9.2%	9.1%
% of FP17s Relating to Free Repair or Replacements	49	4,059	1.2%	1.2%	1.0%	0.8%
% of FP17s Relating to Continuations	149	4,059	3.7%	1.5%	1.2%	1.1%
% of Patients satisfied with the dentistry they have received	20	21	95.2%	90.2%	91.6%	91.4%
% of Patients satisfied with the time they had to wait for an appointment	20	21	95.2%	86.2%	88.1%	87.7%

* This is based on patients treated on this contract for their most recent course of treatment. Figures in italics indicate the base number of FP17s or Patient Questionnaire responses are less than 100. N/A is shown where the base number of responses is less than 10 during the period. % is calculated as Quantity/Base number*100

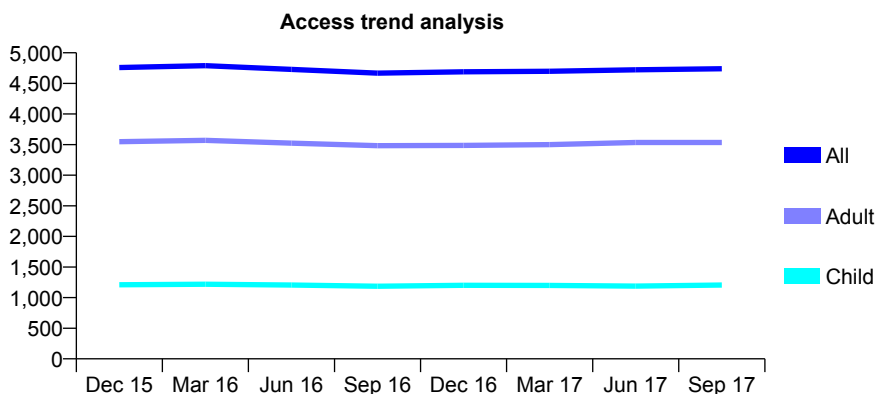
Q45 - Vital Signs At a Glance Contract Report for 194344/0001 - September 2017

Name or company name	N & N Dental Group
Contract type name	GDS Contract
Purpose of contract	General
Contract start date	02/04/2013
Contract end date	

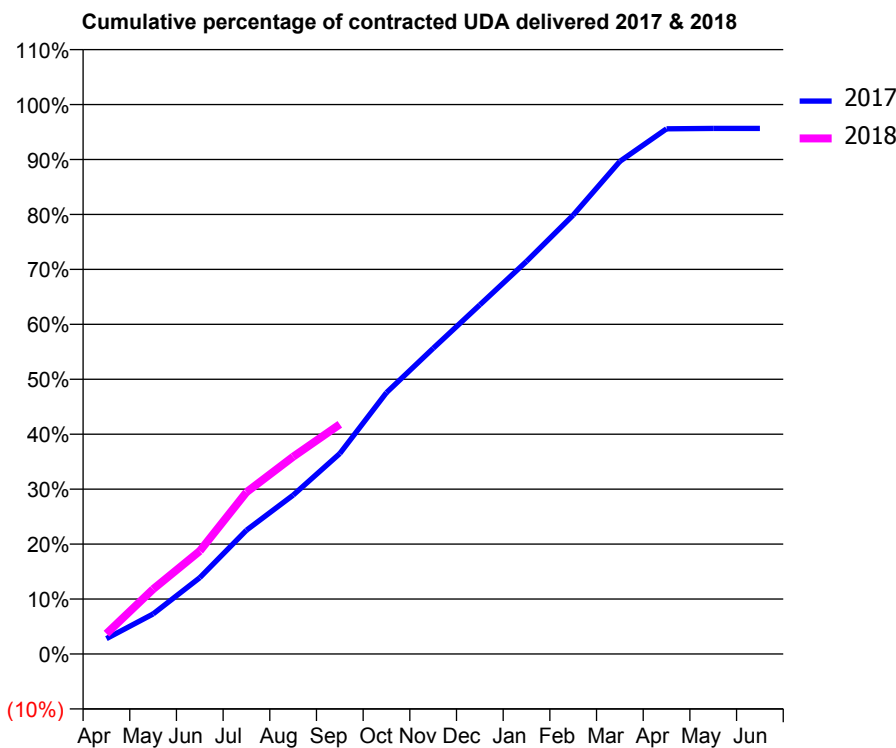
17/18 Contracted general activity (UDA)	13,000
Carry forward general activity (UDA)	0
17/18 Contracted orthodontic activity (UOA)	0
Carry forward orthodontic activity (UOA)	0
Baseline contract value	£409,307.19

ACCESS*

Patients seen in 24 months	Total	Change since previous quarter
Quarter ending September 2016	4,668	
Quarter ending December 2016	4,689	→
Quarter ending March 2017	4,699	→
Quarter ending June 2017	4,723	→
Quarter ending September 2017	4,740	→
Variance since September 2016	1.5%	→



ACTIVITY



Month	Adjusted Scheduled Activity (UDA)	
	2017	2018
April	366	481
May	948	1,535
June	1,806	2,436
July	2,928	3,828
August	3,759	4,667
September	4,744	5,434
October	6,186	
November	7,231	
December	8,260	
January	9,288	
February	10,385	
March	11,654	
April	12,426	
May	12,433	
June	12,433	

QUALITY

	Quantity	Base Number	Contract	AT	Region	England
% of FP17s for the same patient ID Re-attending within 3 months - Children	59	754	7.8%	12.2%	12.8%	11.9%
% of FP17s for the same patient ID Re-attending within 3 months - Adults	258	2,012	12.8%	15.5%	16.5%	15.9%
% of FP17s for the same patient ID Re-attending between 3 & 9 months - Children	368	754	48.8%	54.6%	59.7%	58.1%
% of FP17s for the same patient ID Re-attending between 3 & 9 months - Adults	865	2,012	43.0%	50.6%	53.0%	50.6%
% of FP17s for Band 1 Urgent Courses	258	2,511	10.3%	8.9%	9.2%	9.1%
% of FP17s Relating to Free Repair or Replacements	41	2,511	1.6%	1.2%	1.0%	0.8%
% of FP17s Relating to Continuations	39	2,511	1.6%	1.5%	1.2%	1.1%
% of Patients satisfied with the dentistry they have received	16	17	94.1%	90.2%	91.6%	91.4%
% of Patients satisfied with the time they had to wait for an appointment	15	17	88.2%	86.2%	88.1%	87.7%

* This is based on patients treated on this contract for their most recent course of treatment. Figures in italics indicate the base number of FP17s or Patient Questionnaire responses are less than 100. N/A is shown where the base number of responses is less than 10 during the period. % is calculated as Quantity/Base number*100

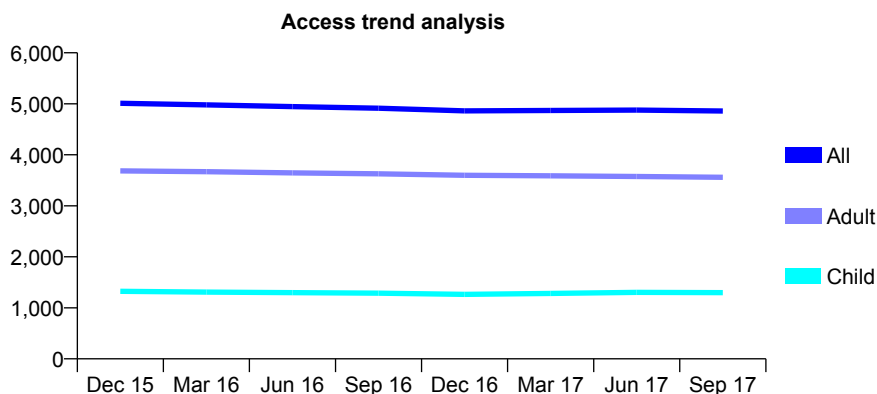
Q45 - Vital Signs At a Glance Contract Report for 195278/0001 - September 2017

Name or company name	The Grainger Stockton, Birtley and Stanley
Contract type name	GDS Contract
Purpose of contract	General
Contract start date	01/02/2014
Contract end date	

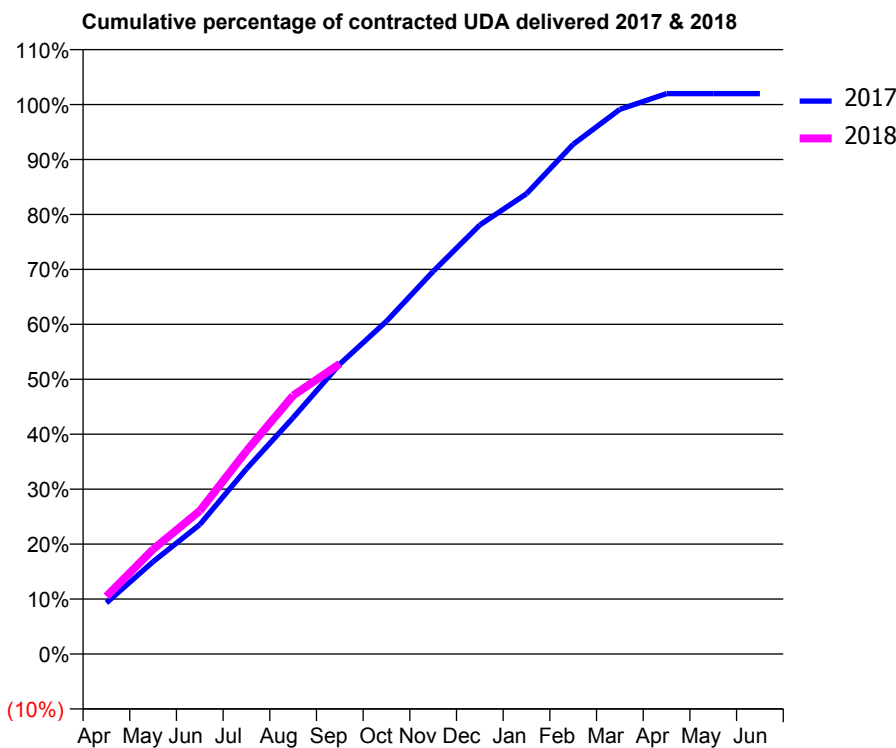
17/18 Contracted general activity (UDA)	13,053
Carry forward general activity (UDA)	-257
17/18 Contracted orthodontic activity (UOA)	0
Carry forward orthodontic activity (UOA)	0
Baseline contract value	£395,412.22

ACCESS*

Patients seen in 24 months	Total	Change since previous quarter
Quarter ending September 2016	4,915	
Quarter ending December 2016	4,862	↓
Quarter ending March 2017	4,870	→
Quarter ending June 2017	4,877	→
Quarter ending September 2017	4,858	→
Variance since September 2016	(1.2%)	↓



ACTIVITY



Month	Adjusted Scheduled Activity (UDA)	
	2017	2018
April	1,214	1,369
May	2,195	2,487
June	3,073	3,399
July	4,398	4,823
August	5,615	6,142
September	6,888	6,894
October	7,906	
November	9,091	
December	10,192	
January	10,933	
February	12,107	
March	12,936	
April	13,310	
May	13,310	
June	13,310	

QUALITY

	Quantity	Base Number	Contract	AT	Region	England
% of FP17s for the same patient ID Re-attending within 3 months - Children	15	823	1.8%	12.2%	12.8%	11.9%
% of FP17s for the same patient ID Re-attending within 3 months - Adults	171	2,282	7.5%	15.5%	16.5%	15.9%
% of FP17s for the same patient ID Re-attending between 3 & 9 months - Children	441	823	53.6%	54.6%	59.7%	58.1%
% of FP17s for the same patient ID Re-attending between 3 & 9 months - Adults	1,285	2,282	56.3%	50.6%	53.0%	50.6%
% of FP17s for Band 1 Urgent Courses	58	2,915	2.0%	8.9%	9.2%	9.1%
% of FP17s Relating to Free Repair or Replacements	7	2,915	0.2%	1.2%	1.0%	0.8%
% of FP17s Relating to Continuations	15	2,915	0.5%	1.5%	1.2%	1.1%
% of Patients satisfied with the dentistry they have received	11	14	78.6%	90.2%	91.6%	91.4%
% of Patients satisfied with the time they had to wait for an appointment	13	14	92.9%	86.2%	88.1%	87.7%

* This is based on patients treated on this contract for their most recent course of treatment. Figures in italics indicate the base number of FP17s or Patient Questionnaire responses are less than 100. N/A is shown where the base number of responses is less than 10 during the period. % is calculated as Quantity/Base number*100

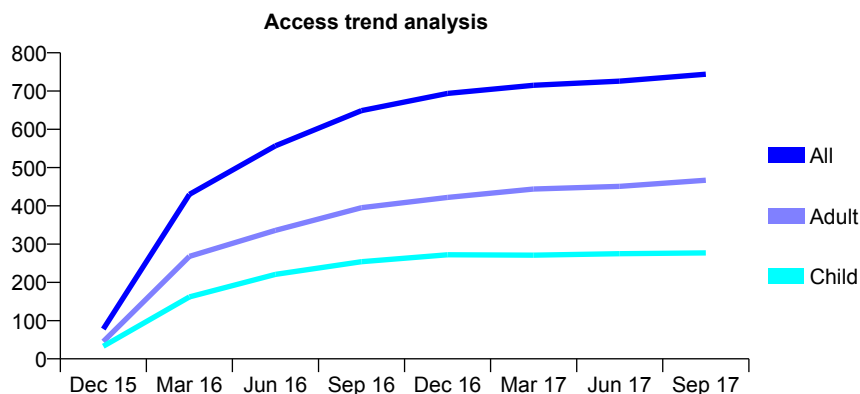
Q45 - Vital Signs At a Glance Contract Report for 198005/0001 - September 2017

Name or company name	Stoney Field Dental Practice
Contract type name	GDS Contract
Purpose of contract	General
Contract start date	01/11/2015
Contract end date	

17/18 Contracted general activity (UDA)	2,853
Carry forward general activity (UDA)	0
17/18 Contracted orthodontic activity (UOA)	0
Carry forward orthodontic activity (UOA)	0
Baseline contract value	£81,623.70

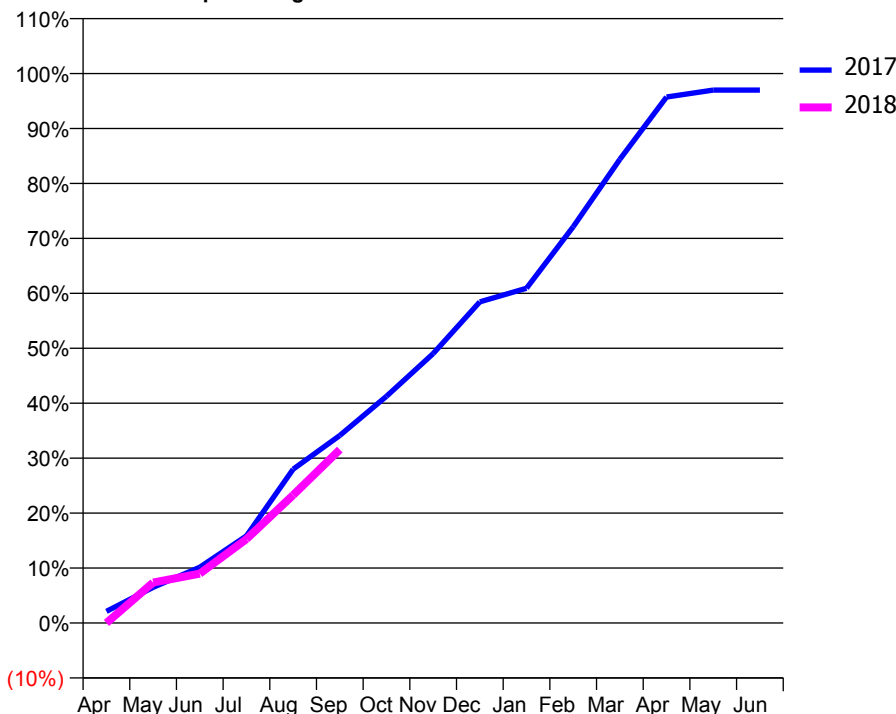
ACCESS*

Patients seen in 24 months	Total	Change since previous quarter
Quarter ending September 2016	649	
Quarter ending December 2016	694	↑
Quarter ending March 2017	715	↑
Quarter ending June 2017	726	→
Quarter ending September 2017	744	↑
Variance since September 2016	14.6%	↑



ACTIVITY

Cumulative percentage of contracted UDA delivered 2017 & 2018



Month	Adjusted Scheduled Activity (UDA)	
	2017	2018
April	61	0
May	185	210
June	290	256
July	452	436
August	798	664
September	974	900
October	1,178	
November	1,399	
December	1,667	
January	1,738	
February	2,058	
March	2,408	
April	2,731	
May	2,767	
June	2,767	

QUALITY

	Quantity	Base Number	Contract	AT	Region	England
% of FP17s for the same patient ID Re-attending within 3 months - Children	6	191	3.1%	12.2%	12.8%	11.9%
% of FP17s for the same patient ID Re-attending within 3 months - Adults	23	250	9.2%	15.5%	16.5%	15.9%
% of FP17s for the same patient ID Re-attending between 3 & 9 months - Children	117	191	61.3%	54.6%	59.7%	58.1%
% of FP17s for the same patient ID Re-attending between 3 & 9 months - Adults	154	250	61.6%	50.6%	53.0%	50.6%
% of FP17s for Band 1 Urgent Courses	12	367	3.3%	8.9%	9.2%	9.1%
% of FP17s Relating to Free Repair or Replacements	3	367	0.8%	1.2%	1.0%	0.8%
% of FP17s Relating to Continuations	7	367	1.9%	1.5%	1.2%	1.1%
% of Patients satisfied with the dentistry they have received	2	2	N/A	90.2%	91.6%	91.4%
% of Patients satisfied with the time they had to wait for an appointment	1	2	N/A	86.2%	88.1%	87.7%

* This is based on patients treated on this contract for their most recent course of treatment. Figures in italics indicate the base number of FP17s or Patient Questionnaire responses are less than 100. N/A is shown where the base number of responses is less than 10 during the period. % is calculated as Quantity/Base number*100

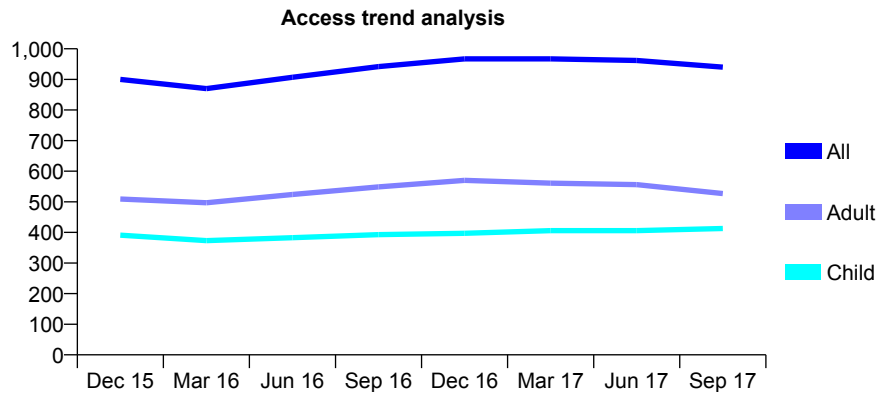
Q45 - Vital Signs At a Glance Contract Report for 199788/0001 - September 2017

Name or company name	Alan Lam Family Dental Practice Ltd.
Contract type name	GDS Contract
Purpose of contract	General
Contract start date	01/04/2009
Contract end date	

17/18 Contracted general activity (UDA)	2,228
Carry forward general activity (UDA)	-39
17/18 Contracted orthodontic activity (UOA)	0
Carry forward orthodontic activity (UOA)	0
Baseline contract value	£47,675.02

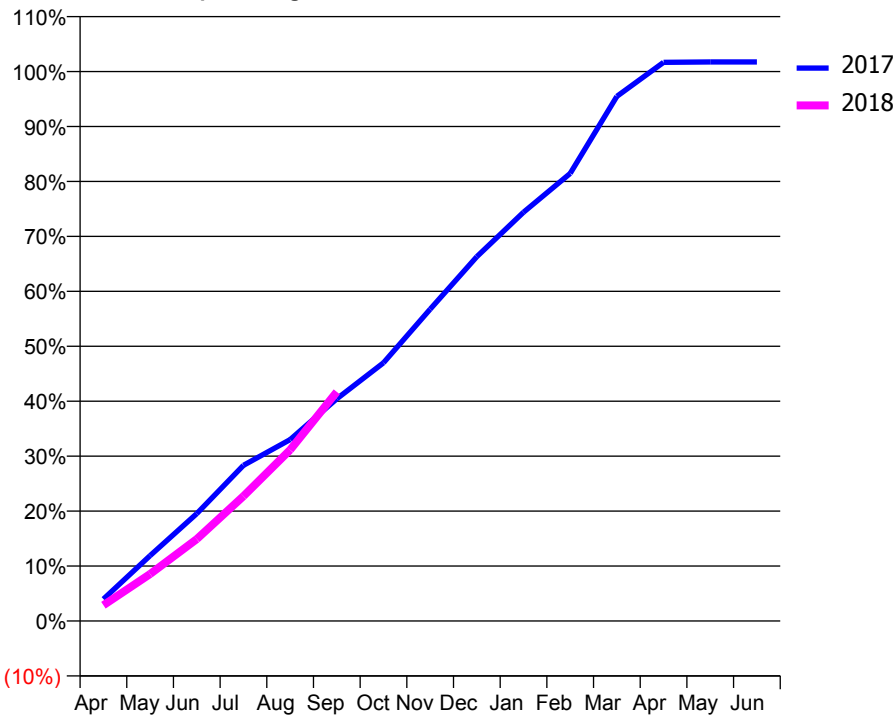
ACCESS*

Patients seen in 24 months	Total	Change since previous quarter
Quarter ending September 2016	942	
Quarter ending December 2016	967	↑
Quarter ending March 2017	967	→
Quarter ending June 2017	962	→
Quarter ending September 2017	940	↓
Variance since September 2016	(0.2%)	→



ACTIVITY

Cumulative percentage of contracted UDA delivered 2017 & 2018



Month	Adjusted Scheduled Activity (UDA)	
	2017	2018
April	89	64
May	265	191
June	436	332
July	631	506
August	736	694
September	901	929
October	1,047	
November	1,264	
December	1,477	
January	1,657	
February	1,815	
March	2,127	
April	2,265	
May	2,267	
June	2,267	

QUALITY

	Quantity	Base Number	Contract	AT	Region	England
% of FP17s for the same patient ID Re-attending within 3 months - Children	17	282	6.0%	12.2%	12.8%	11.9%
% of FP17s for the same patient ID Re-attending within 3 months - Adults	30	283	10.6%	15.5%	16.5%	15.9%
% of FP17s for the same patient ID Re-attending between 3 & 9 months - Children	145	282	51.4%	54.6%	59.7%	58.1%
% of FP17s for the same patient ID Re-attending between 3 & 9 months - Adults	136	283	48.1%	50.6%	53.0%	50.6%
% of FP17s for Band 1 Urgent Courses	27	498	5.4%	8.9%	9.2%	9.1%
% of FP17s Relating to Free Repair or Replacements	1	498	0.2%	1.2%	1.0%	0.8%
% of FP17s Relating to Continuations	2	498	0.4%	1.5%	1.2%	1.1%
% of Patients satisfied with the dentistry they have received	2	2	N/A	90.2%	91.6%	91.4%
% of Patients satisfied with the time they had to wait for an appointment	2	2	N/A	86.2%	88.1%	87.7%

* This is based on patients treated on this contract for their most recent course of treatment. Figures in italics indicate the base number of FP17s or Patient Questionnaire responses are less than 100. N/A is shown where the base number of responses is less than 10 during the period. % is calculated as Quantity/Base number*100

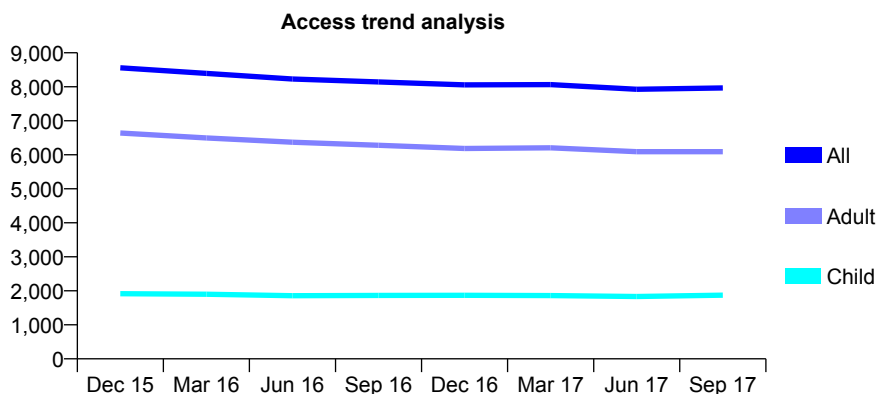
Q45 - Vital Signs At a Glance Contract Report for 203505/0003 - September 2017

Name or company name	MISS J MATHIESON
Contract type name	GDS Contract
Purpose of contract	General
Contract start date	19/12/2011
Contract end date	

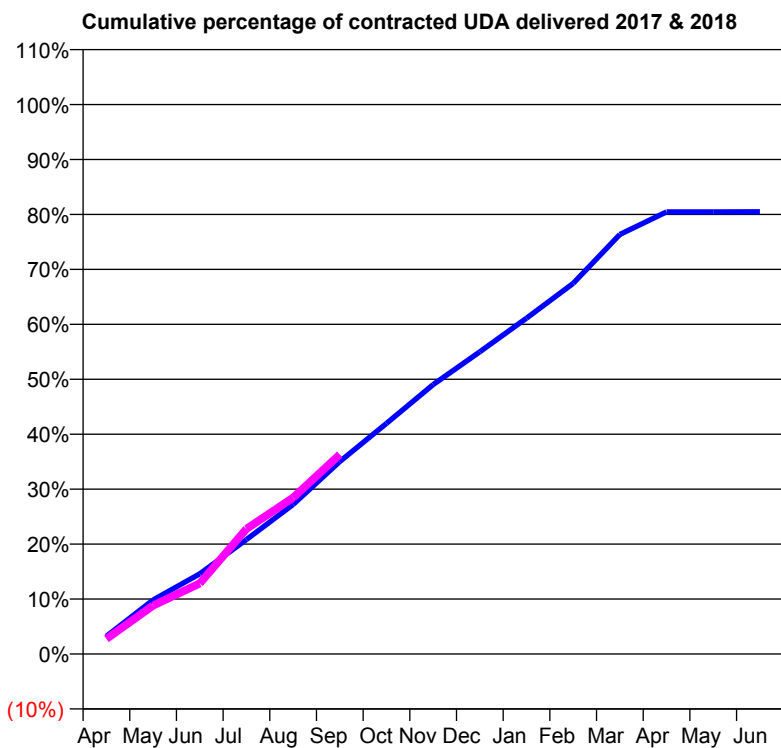
17/18 Contracted general activity (UDA)	34,821
Carry forward general activity (UDA)	0
17/18 Contracted orthodontic activity (UOA)	0
Carry forward orthodontic activity (UOA)	0
Baseline contract value	£869,836.56

ACCESS*

Patients seen in 24 months	Total	Change since previous quarter
Quarter ending September 2016	8,145	
Quarter ending December 2016	8,055	↓
Quarter ending March 2017	8,066	→
Quarter ending June 2017	7,929	↓
Quarter ending September 2017	7,966	→
Variance since September 2016	(2.2%)	↓



ACTIVITY



Month	Adjusted Scheduled Activity (UDA)	
	2017	2018
April	1,126	961
May	3,425	3,072
June	5,086	4,475
July	7,257	7,933
August	9,477	9,905
September	12,194	12,646
October	14,618	
November	17,070	
December	19,155	
January	21,279	
February	23,484	
March	26,587	
April	28,020	
May	28,020	
June	28,023	

QUALITY

	Quantity	Base Number	Contract	AT	Region	England
% of FP17s for the same patient ID Re-attending within 3 months - Children	81	1,108	7.3%	12.2%	12.8%	11.9%
% of FP17s for the same patient ID Re-attending within 3 months - Adults	687	3,529	19.5%	15.5%	16.5%	15.9%
% of FP17s for the same patient ID Re-attending between 3 & 9 months - Children	497	1,108	44.9%	54.6%	59.7%	58.1%
% of FP17s for the same patient ID Re-attending between 3 & 9 months - Adults	1,366	3,529	38.7%	50.6%	53.0%	50.6%
% of FP17s for Band 1 Urgent Courses	503	4,213	11.9%	8.9%	9.2%	9.1%
% of FP17s Relating to Free Repair or Replacements	50	4,213	1.2%	1.2%	1.0%	0.8%
% of FP17s Relating to Continuations	112	4,213	2.7%	1.5%	1.2%	1.1%
% of Patients satisfied with the dentistry they have received	24	25	96.0%	90.2%	91.6%	91.4%
% of Patients satisfied with the time they had to wait for an appointment	23	25	92.0%	86.2%	88.1%	87.7%

* This is based on patients treated on this contract for their most recent course of treatment. Figures in italics indicate the base number of FP17s or Patient Questionnaire responses are less than 100. N/A is shown where the base number of responses is less than 10 during the period. % is calculated as Quantity/Base number*100

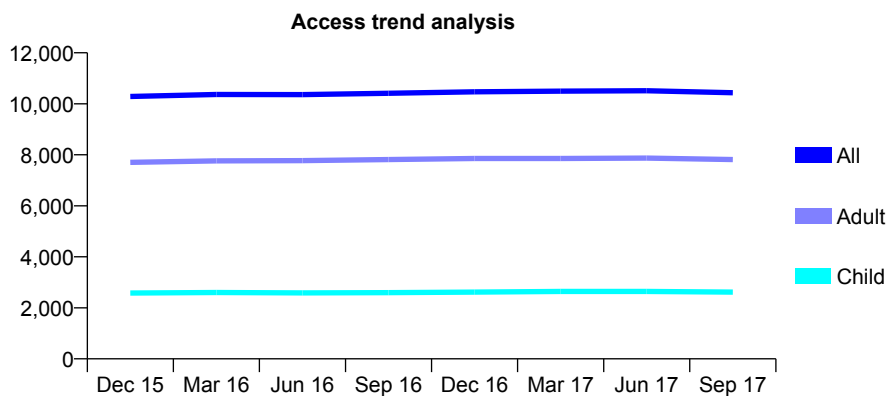
Q45 - Vital Signs At a Glance Contract Report for 209384/0001 - September 2017

Name or company name	MISS L POWELL
Contract type name	GDS Contract
Purpose of contract	General
Contract start date	01/04/2006
Contract end date	

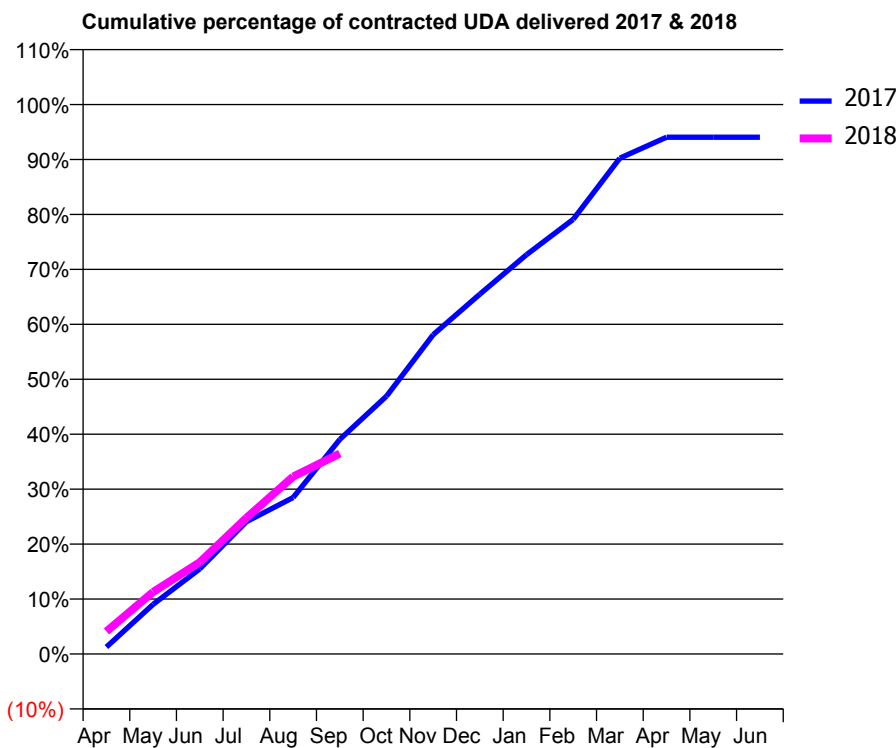
17/18 Contracted general activity (UDA)	30,026
Carry forward general activity (UDA)	0
17/18 Contracted orthodontic activity (UOA)	0
Carry forward orthodontic activity (UOA)	0
Baseline contract value	£694,602.66

ACCESS*

Patients seen in 24 months	Total	Change since previous quarter
Quarter ending September 2016	10,412	
Quarter ending December 2016	10,473	→
Quarter ending March 2017	10,496	→
Quarter ending June 2017	10,513	→
Quarter ending September 2017	10,433	→
Variance since September 2016	0.2%	→



ACTIVITY



Month	Adjusted Scheduled Activity (UDA)	
	2017	2018
April	383	1,237
May	2,712	3,394
June	4,653	5,020
July	7,233	7,446
August	8,553	9,694
September	11,726	10,954
October	14,091	
November	17,447	
December	19,664	
January	21,818	
February	23,749	
March	27,091	
April	28,236	
May	28,241	
June	28,241	

QUALITY

	Quantity	Base Number	Contract	AT	Region	England
% of FP17s for the same patient ID Re-attending within 3 months - Children	249	2,048	12.2%	12.2%	12.8%	11.9%
% of FP17s for the same patient ID Re-attending within 3 months - Adults	918	5,006	18.3%	15.5%	16.5%	15.9%
% of FP17s for the same patient ID Re-attending between 3 & 9 months - Children	1,118	2,048	54.6%	54.6%	59.7%	58.1%
% of FP17s for the same patient ID Re-attending between 3 & 9 months - Adults	2,457	5,006	49.1%	50.6%	53.0%	50.6%
% of FP17s for Band 1 Urgent Courses	864	6,088	14.2%	8.9%	9.2%	9.1%
% of FP17s Relating to Free Repair or Replacements	53	6,088	0.9%	1.2%	1.0%	0.8%
% of FP17s Relating to Continuations	35	6,088	0.6%	1.5%	1.2%	1.1%
% of Patients satisfied with the dentistry they have received	16	18	88.9%	90.2%	91.6%	91.4%
% of Patients satisfied with the time they had to wait for an appointment	13	18	72.2%	86.2%	88.1%	87.7%

* This is based on patients treated on this contract for their most recent course of treatment. Figures in italics indicate the base number of FP17s or Patient Questionnaire responses are less than 100. N/A is shown where the base number of responses is less than 10 during the period. % is calculated as Quantity/Base number*100

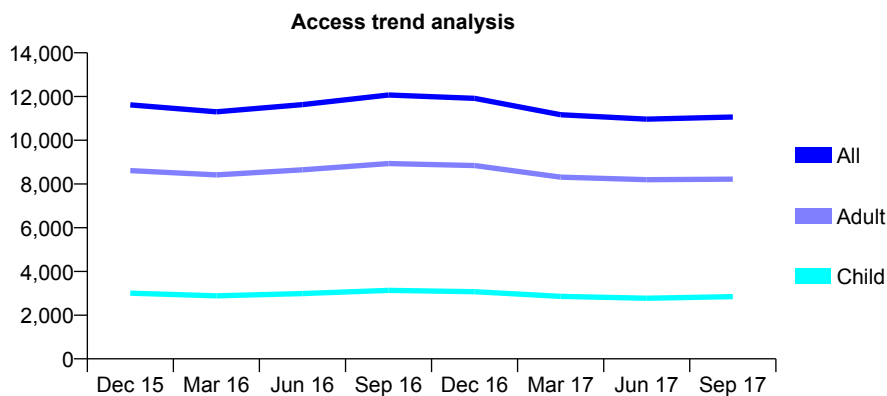
Q45 - Vital Signs At a Glance Contract Report for 210129/0001 - September 2017

Name or company name	Mr B Johnson and Ms F Beaty
Contract type name	GDS Contract
Purpose of contract	General and Orthodontic
Contract start date	01/04/2006
Contract end date	

17/18 Contracted general activity (UDA)	32,845
Carry forward general activity (UDA)	-194
17/18 Contracted orthodontic activity (UOA)	546
Carry forward orthodontic activity (UOA)	0
Baseline contract value	£1,061,484.45

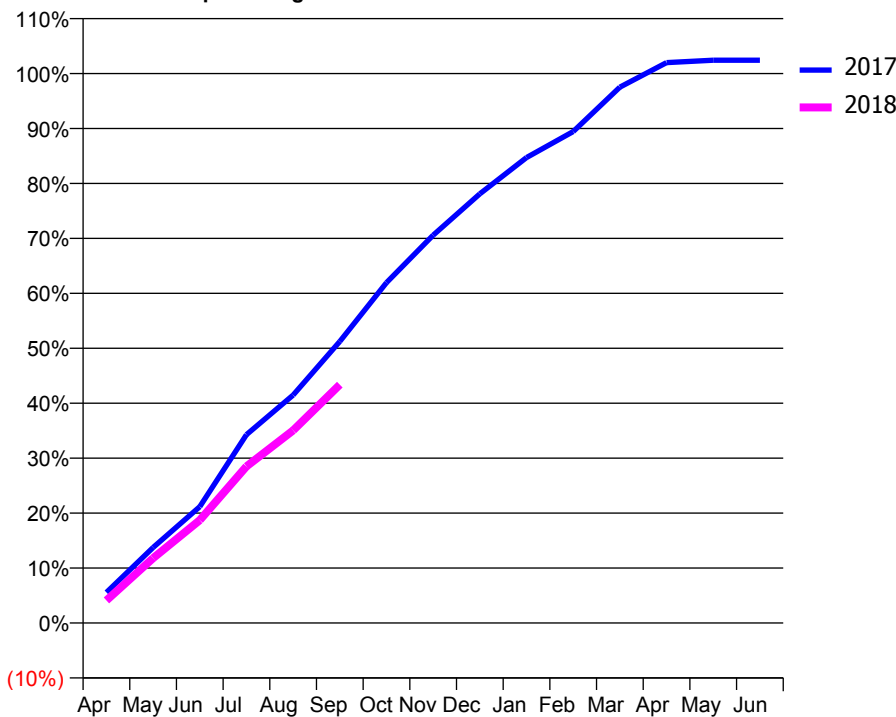
ACCESS*

Patients seen in 24 months	Total	Change since previous quarter
Quarter ending September 2016	12,068	
Quarter ending December 2016	11,914	↓
Quarter ending March 2017	11,169	↓
Quarter ending June 2017	10,966	↓
Quarter ending September 2017	11,065	→
Variance since September 2016	(8.3%)	↓



ACTIVITY

Cumulative percentage of contracted UDA delivered 2017 & 2018



Month	Adjusted Scheduled Activity (UDA)	
	2017	2018
April	1,830	1,354
May	4,518	3,876
June	6,954	6,148
July	11,257	9,363
August	13,622	11,513
September	16,830	14,249
October	20,345	
November	23,184	
December	25,650	
January	27,820	
February	29,374	
March	32,032	
April	33,498	
May	33,639	
June	33,639	

QUALITY

	Quantity	Base Number	Contract	AT	Region	England
% of FP17s for the same patient ID Re-attending within 3 months - Children	101	1,729	5.8%	12.2%	12.8%	11.9%
% of FP17s for the same patient ID Re-attending within 3 months - Adults	559	4,434	12.6%	15.5%	16.5%	15.9%
% of FP17s for the same patient ID Re-attending between 3 & 9 months - Children	658	1,729	38.1%	54.6%	59.7%	58.1%
% of FP17s for the same patient ID Re-attending between 3 & 9 months - Adults	1,578	4,434	35.6%	50.6%	53.0%	50.6%
% of FP17s for Band 1 Urgent Courses	345	5,186	6.7%	8.9%	9.2%	9.1%
% of FP17s Relating to Free Repair or Replacements	75	5,186	1.4%	1.2%	1.0%	0.8%
% of FP17s Relating to Continuations	103	5,186	2.0%	1.5%	1.2%	1.1%
% of Patients satisfied with the dentistry they have received	13	13	100.0%	90.2%	91.6%	91.4%
% of Patients satisfied with the time they had to wait for an appointment	12	13	92.3%	86.2%	88.1%	87.7%

* This is based on patients treated on this contract for their most recent course of treatment. Figures in italics indicate the base number of FP17s or Patient Questionnaire responses are less than 100. N/A is shown where the base number of responses is less than 10 during the period. % is calculated as Quantity/Base number*100

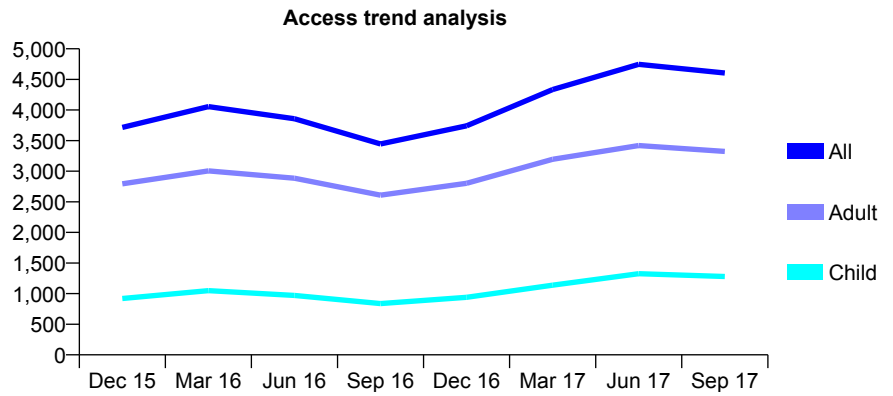
Q45 - Vital Signs At a Glance Contract Report for 210129/0003 - September 2017

Name or company name	Mr B Johnson, Ms F Beaty and Mr A Quinn
Contract type name	GDS Contract
Purpose of contract	General
Contract start date	02/04/2013
Contract end date	

17/18 Contracted general activity (UDA)	9,717
Carry forward general activity (UDA)	0
17/18 Contracted orthodontic activity (UOA)	0
Carry forward orthodontic activity (UOA)	0
Baseline contract value	£272,269.01

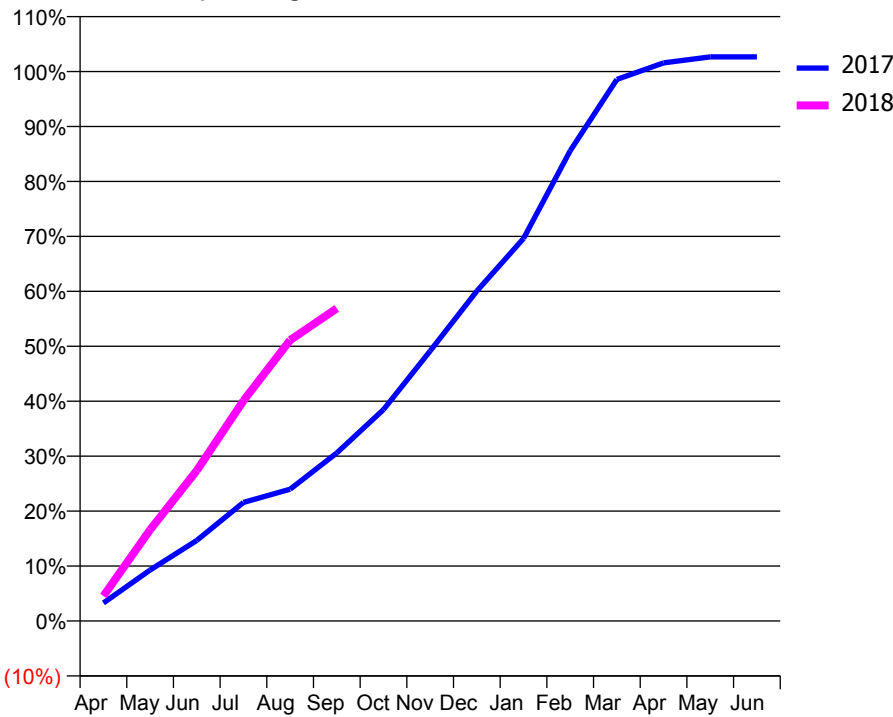
ACCESS*

Patients seen in 24 months	Total	Change since previous quarter
Quarter ending September 2016	3,445	
Quarter ending December 2016	3,742	↑
Quarter ending March 2017	4,335	↑
Quarter ending June 2017	4,746	↑
Quarter ending September 2017	4,604	↓
Variance since September 2016	33.6%	↑



ACTIVITY

Cumulative percentage of contracted UDA delivered 2017 & 2018



Month	Adjusted Scheduled Activity (UDA)	
	2017	2018
April	320	442
May	903	1,614
June	1,425	2,660
July	2,097	3,898
August	2,330	4,968
September	2,971	5,529
October	3,738	
November	4,776	
December	5,836	
January	6,765	
February	8,316	
March	9,578	
April	9,868	
May	9,976	
June	9,976	

QUALITY

	Quantity	Base Number	Contract	AT	Region	England
% of FP17s for the same patient ID Re-attending within 3 months - Children	53	927	5.7%	12.2%	12.8%	11.9%
% of FP17s for the same patient ID Re-attending within 3 months - Adults	198	1,953	10.1%	15.5%	16.5%	15.9%
% of FP17s for the same patient ID Re-attending between 3 & 9 months - Children	320	927	34.5%	54.6%	59.7%	58.1%
% of FP17s for the same patient ID Re-attending between 3 & 9 months - Adults	581	1,953	29.7%	50.6%	53.0%	50.6%
% of FP17s for Band 1 Urgent Courses	264	2,707	9.8%	8.9%	9.2%	9.1%
% of FP17s Relating to Free Repair or Replacements	18	2,707	0.7%	1.2%	1.0%	0.8%
% of FP17s Relating to Continuations	25	2,707	0.9%	1.5%	1.2%	1.1%
% of Patients satisfied with the dentistry they have received	12	13	92.3%	90.2%	91.6%	91.4%
% of Patients satisfied with the time they had to wait for an appointment	10	13	76.9%	86.2%	88.1%	87.7%

* This is based on patients treated on this contract for their most recent course of treatment. Figures in italics indicate the base number of FP17s or Patient Questionnaire responses are less than 100. N/A is shown where the base number of responses is less than 10 during the period. % is calculated as Quantity/Base number*100

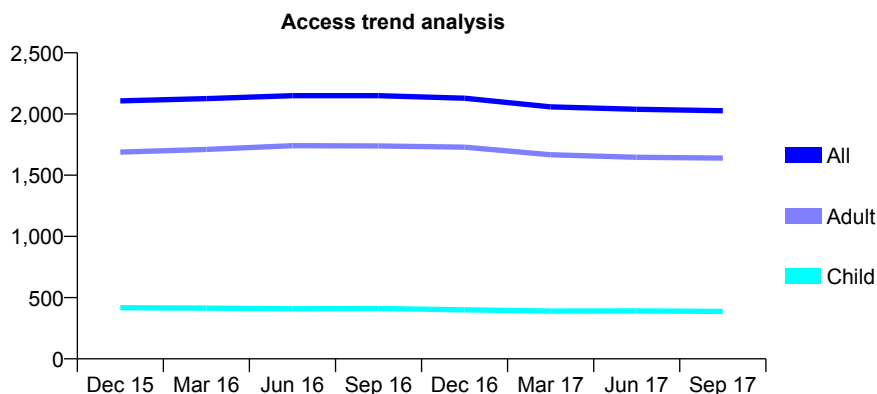
Q45 - Vital Signs At a Glance Contract Report for 214116/0001 - September 2017

Name or company name	Mr Saad Al Haboubi
Contract type name	GDS Contract
Purpose of contract	General
Contract start date	01/04/2006
Contract end date	

17/18 Contracted general activity (UDA)	6,330
Carry forward general activity (UDA)	-124
17/18 Contracted orthodontic activity (UOA)	0
Carry forward orthodontic activity (UOA)	0
Baseline contract value	£156,223.46

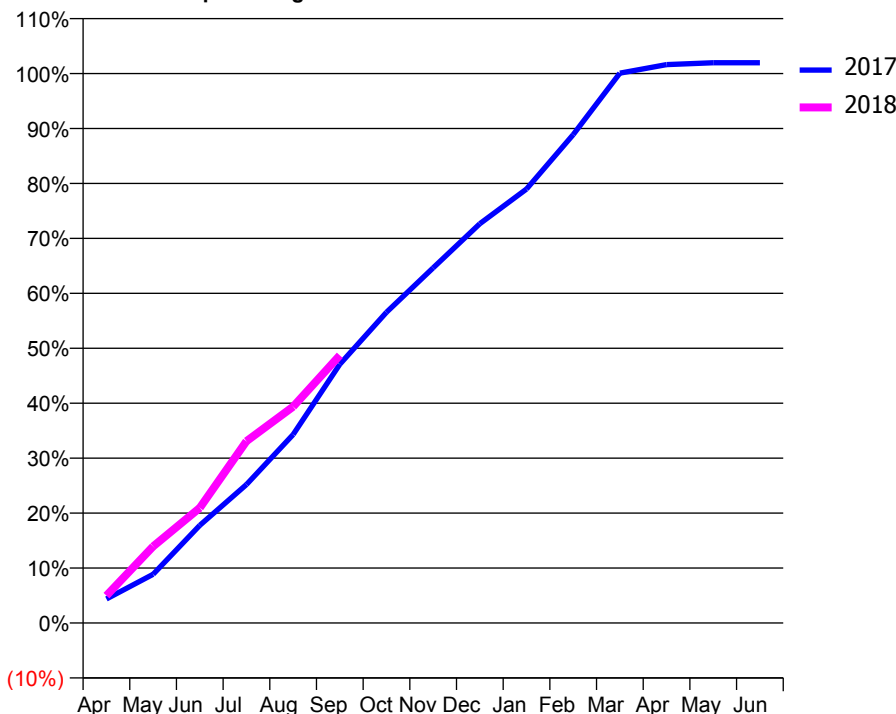
ACCESS*

Patients seen in 24 months	Total	Change since previous quarter
Quarter ending September 2016	2,150	
Quarter ending December 2016	2,129	→
Quarter ending March 2017	2,058	↓
Quarter ending June 2017	2,039	→
Quarter ending September 2017	2,027	→
Variance since September 2016	(5.7%)	↓



ACTIVITY

Cumulative percentage of contracted UDA delivered 2017 & 2018



Month	Adjusted Scheduled Activity (UDA)	
	2017	2018
April	277	315
May	562	882
June	1,125	1,326
July	1,595	2,095
August	2,172	2,493
September	2,981	3,084
October	3,581	
November	4,091	
December	4,599	
January	4,999	
February	5,627	
March	6,335	
April	6,432	
May	6,454	
June	6,454	

QUALITY

	Quantity	Base Number	Contract	AT	Region	England
% of FP17s for the same patient ID Re-attending within 3 months - Children	15	326	4.6%	12.2%	12.8%	11.9%
% of FP17s for the same patient ID Re-attending within 3 months - Adults	135	1,164	11.6%	15.5%	16.5%	15.9%
% of FP17s for the same patient ID Re-attending between 3 & 9 months - Children	229	326	70.2%	54.6%	59.7%	58.1%
% of FP17s for the same patient ID Re-attending between 3 & 9 months - Adults	759	1,164	65.2%	50.6%	53.0%	50.6%
% of FP17s for Band 1 Urgent Courses	50	1,435	3.5%	8.9%	9.2%	9.1%
% of FP17s Relating to Free Repair or Replacements	16	1,435	1.1%	1.2%	1.0%	0.8%
% of FP17s Relating to Continuations	44	1,435	3.1%	1.5%	1.2%	1.1%
% of Patients satisfied with the dentistry they have received	10	11	90.9%	90.2%	91.6%	91.4%
% of Patients satisfied with the time they had to wait for an appointment	11	11	100.0%	86.2%	88.1%	87.7%

* This is based on patients treated on this contract for their most recent course of treatment. Figures in italics indicate the base number of FP17s or Patient Questionnaire responses are less than 100. N/A is shown where the base number of responses is less than 10 during the period. % is calculated as Quantity/Base number*100

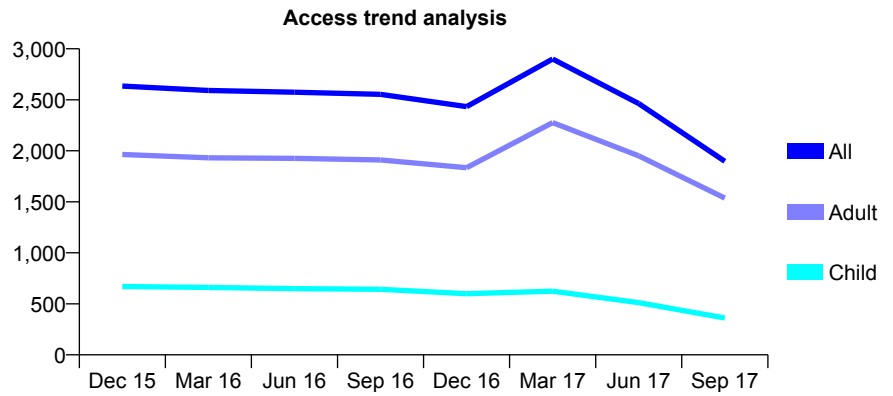
Q45 - Vital Signs At a Glance Contract Report for 214434/0001 - September 2017

Name or company name	Ladhar, Ladhar and Goulding
Contract type name	GDS Contract
Purpose of contract	General
Contract start date	01/04/2006
Contract end date	30/04/2017

17/18 Contracted general activity (UDA)	755
Carry forward general activity (UDA)	0
17/18 Contracted orthodontic activity (UOA)	0
Carry forward orthodontic activity (UOA)	0
Baseline contract value	£16,593.77

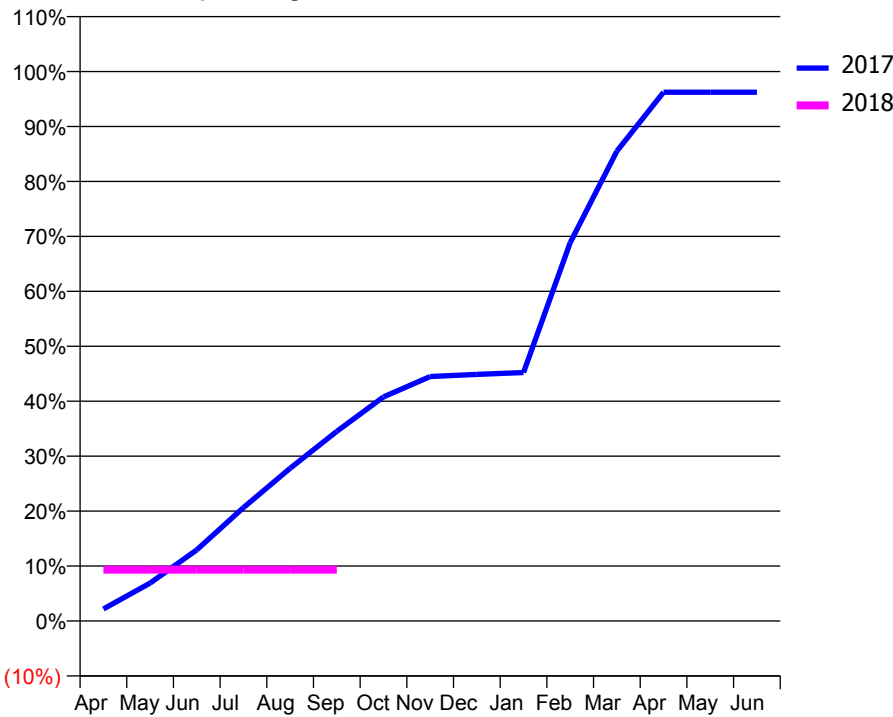
ACCESS*

Patients seen in 24 months	Total	Change since previous quarter
Quarter ending September 2016	2,553	
Quarter ending December 2016	2,433	↓
Quarter ending March 2017	2,900	↑
Quarter ending June 2017	2,463	↓
Quarter ending September 2017	1,897	↓
Variance since September 2016	(25.7%)	↓



ACTIVITY

Cumulative percentage of contracted UDA delivered 2017 & 2018



Month	Adjusted Scheduled Activity (UDA)	
	2017	2018
April	198	71
May	624	71
June	1,172	71
July	1,869	71
August	2,516	71
September	3,126	71
October	3,693	
November	4,028	
December	4,065	
January	4,094	
February	6,233	
March	7,743	
April	8,713	
May	8,713	
June	8,713	

QUALITY

	Quantity	Base Number	Contract	AT	Region	England
% of FP17s for the same patient ID Re-attending within 3 months - Children	6	66	9.1%	12.2%	12.8%	11.9%
% of FP17s for the same patient ID Re-attending within 3 months - Adults	21	357	5.9%	15.5%	16.5%	15.9%
% of FP17s for the same patient ID Re-attending between 3 & 9 months - Children	30	66	45.5%	54.6%	59.7%	58.1%
% of FP17s for the same patient ID Re-attending between 3 & 9 months - Adults	41	357	11.5%	50.6%	53.0%	50.6%
% of FP17s for Band 1 Urgent Courses	3	36	8.3%	8.9%	9.2%	9.1%
% of FP17s Relating to Free Repair or Replacements	0	36	0.0%	1.2%	1.0%	0.8%
% of FP17s Relating to Continuations	1	36	2.8%	1.5%	1.2%	1.1%
% of Patients satisfied with the dentistry they have received	4	4	N/A	90.2%	91.6%	91.4%
% of Patients satisfied with the time they had to wait for an appointment	4	4	N/A	86.2%	88.1%	87.7%

* This is based on patients treated on this contract for their most recent course of treatment. Figures in italics indicate the base number of FP17s or Patient Questionnaire responses are less than 100. N/A is shown where the base number of responses is less than 10 during the period. % is calculated as Quantity/Base number*100

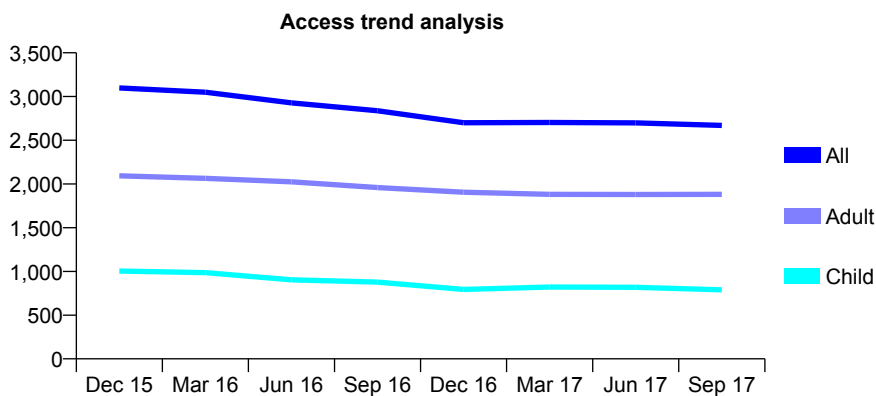
Q45 - Vital Signs At a Glance Contract Report for 224340/0001 - September 2017

Name or company name	MR T PUTTICK
Contract type name	GDS Contract
Purpose of contract	General and Orthodontic
Contract start date	01/04/2006
Contract end date	

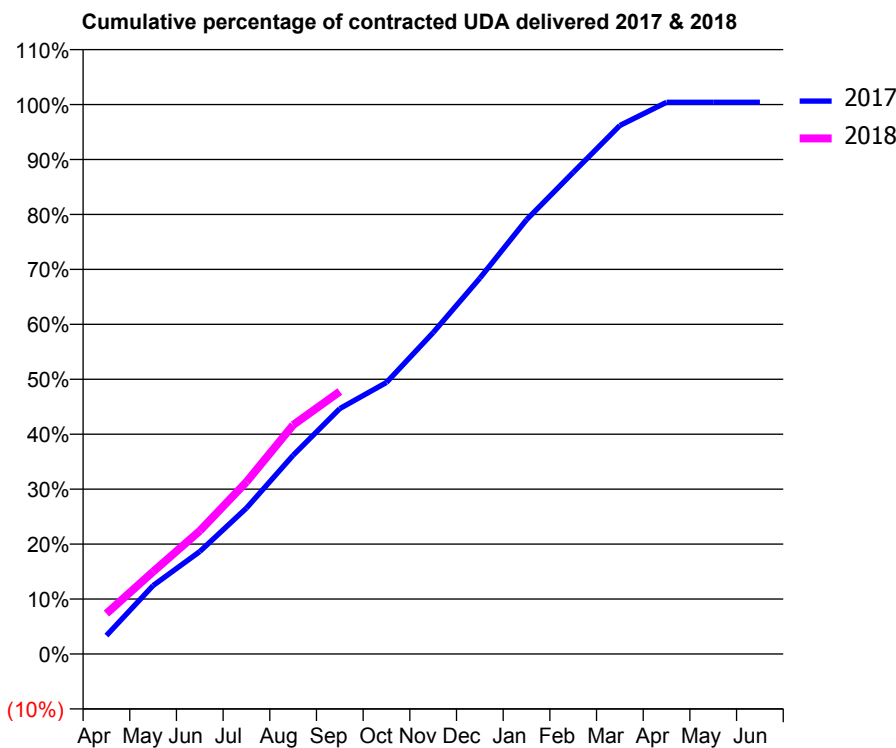
17/18 Contracted general activity (UDA)	7,015
Carry forward general activity (UDA)	-221
17/18 Contracted orthodontic activity (UOA)	420
Carry forward orthodontic activity (UOA)	0
Baseline contract value	£241,396.31

ACCESS*

Patients seen in 24 months	Total	Change since previous quarter
Quarter ending September 2016	2,837	
Quarter ending December 2016	2,700	↓
Quarter ending March 2017	2,703	→
Quarter ending June 2017	2,698	→
Quarter ending September 2017	2,670	↓
Variance since September 2016	(5.9%)	↓



ACTIVITY



Month	Adjusted Scheduled Activity (UDA)	
	2017	2018
April	237	517
May	875	1,051
June	1,308	1,573
July	1,863	2,196
August	2,538	2,924
September	3,133	3,351
October	3,467	
November	4,104	
December	4,798	
January	5,544	
February	6,147	
March	6,746	
April	7,044	
May	7,043	
June	7,043	

QUALITY

	Quantity	Base Number	Contract	AT	Region	England
% of FP17s for the same patient ID Re-attending within 3 months - Children	46	604	7.6%	12.2%	12.8%	11.9%
% of FP17s for the same patient ID Re-attending within 3 months - Adults	118	1,031	11.4%	15.5%	16.5%	15.9%
% of FP17s for the same patient ID Re-attending between 3 & 9 months - Children	199	604	32.9%	54.6%	59.7%	58.1%
% of FP17s for the same patient ID Re-attending between 3 & 9 months - Adults	521	1,031	50.5%	50.6%	53.0%	50.6%
% of FP17s for Band 1 Urgent Courses	17	1,430	1.2%	8.9%	9.2%	9.1%
% of FP17s Relating to Free Repair or Replacements	22	1,430	1.5%	1.2%	1.0%	0.8%
% of FP17s Relating to Continuations	23	1,430	1.6%	1.5%	1.2%	1.1%
% of Patients satisfied with the dentistry they have received	9	12	75.0%	90.2%	91.6%	91.4%
% of Patients satisfied with the time they had to wait for an appointment	10	12	83.3%	86.2%	88.1%	87.7%

* This is based on patients treated on this contract for their most recent course of treatment. Figures in italics indicate the base number of FP17s or Patient Questionnaire responses are less than 100. N/A is shown where the base number of responses is less than 10 during the period. % is calculated as Quantity/Base number*100

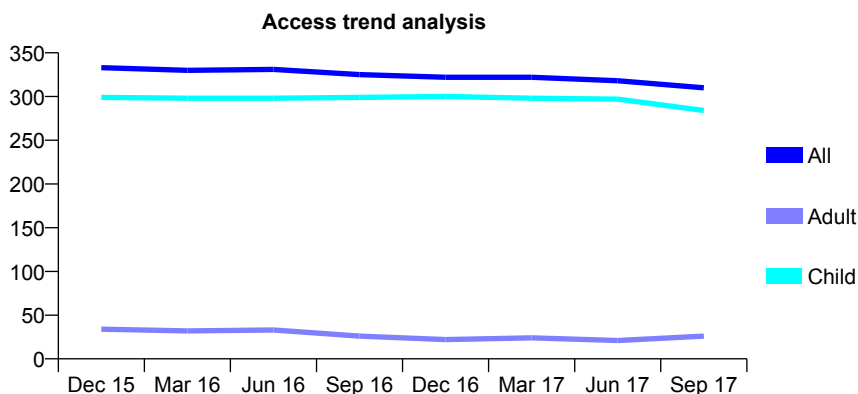
Q45 - Vital Signs At a Glance Contract Report for 235482/0001 - September 2017

Name or company name	MR C WENHAM
Contract type name	GDS Contract
Purpose of contract	General and Orthodontic
Contract start date	01/04/2006
Contract end date	

17/18 Contracted general activity (UDA)	1,050
Carry forward general activity (UDA)	0
17/18 Contracted orthodontic activity (UOA)	0
Carry forward orthodontic activity (UOA)	0
Baseline contract value	£17,914.18

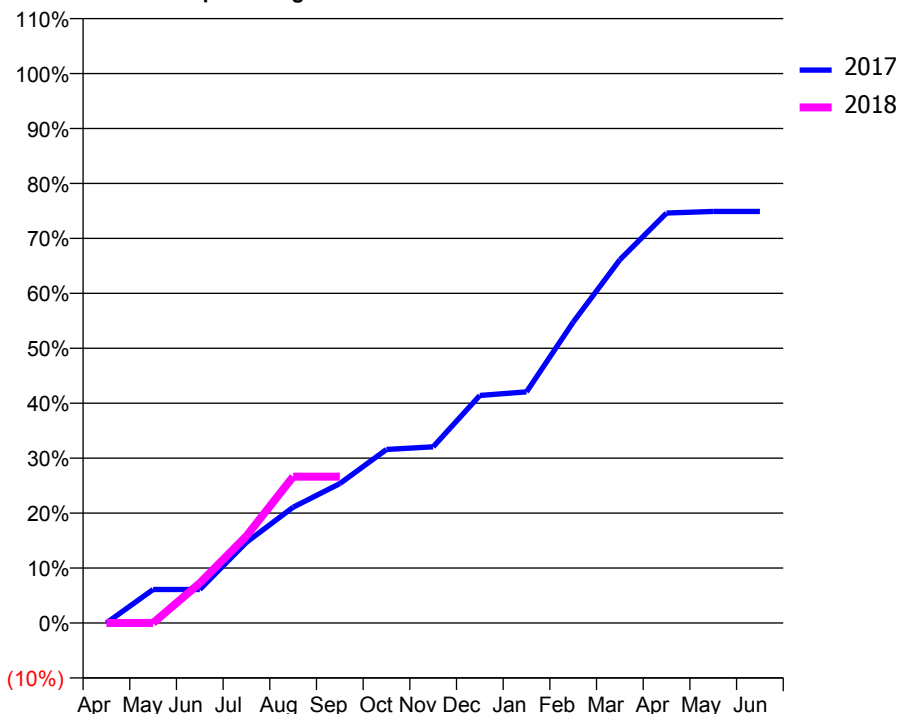
ACCESS*

Patients seen in 24 months	Total	Change since previous quarter
Quarter ending September 2016	325	
Quarter ending December 2016	322	→
Quarter ending March 2017	322	→
Quarter ending June 2017	318	↓
Quarter ending September 2017	310	↓
Variance since September 2016	(4.6%)	↓



ACTIVITY

Cumulative percentage of contracted UDA delivered 2017 & 2018



Month	Adjusted Scheduled Activity (UDA)	
	2017	2018
April	0	0
May	64	0
June	64	76
July	154	166
August	221	280
September	266	280
October	332	
November	337	
December	435	
January	442	
February	575	
March	694	
April	783	
May	786	
June	786	

QUALITY

	Quantity	Base Number	Contract	AT	Region	England
% of FP17s for the same patient ID Re-attending within 3 months - Children	9	179	5.0%	12.2%	12.8%	11.9%
% of FP17s for the same patient ID Re-attending within 3 months - Adults	0	2	0.0%	15.5%	16.5%	15.9%
% of FP17s for the same patient ID Re-attending between 3 & 9 months - Children	107	179	59.8%	54.6%	59.7%	58.1%
% of FP17s for the same patient ID Re-attending between 3 & 9 months - Adults	1	2	50.0%	50.6%	53.0%	50.6%
% of FP17s for Band 1 Urgent Courses	3	147	2.0%	8.9%	9.2%	9.1%
% of FP17s Relating to Free Repair or Replacements	0	147	0.0%	1.2%	1.0%	0.8%
% of FP17s Relating to Continuations	0	147	0.0%	1.5%	1.2%	1.1%
% of Patients satisfied with the dentistry they have received	0	0	N/A	90.2%	91.6%	91.4%
% of Patients satisfied with the time they had to wait for an appointment	0	0	N/A	86.2%	88.1%	87.7%

* This is based on patients treated on this contract for their most recent course of treatment. Figures in italics indicate the base number of FP17s or Patient Questionnaire responses are less than 100. N/A is shown where the base number of responses is less than 10 during the period. % is calculated as Quantity/Base number*100

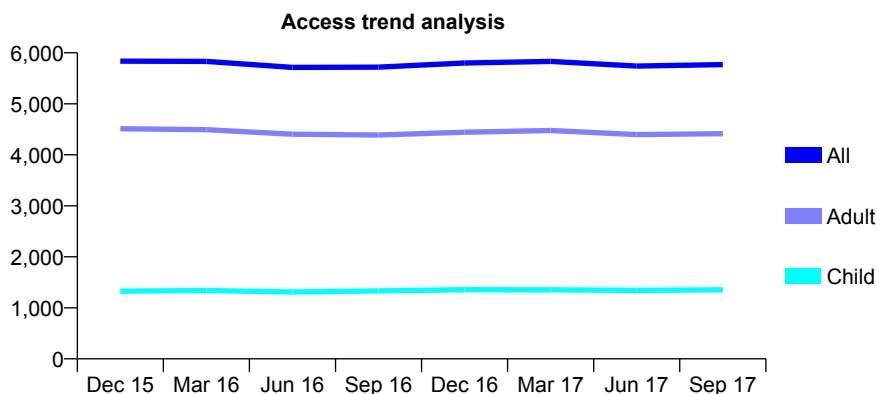
Q45 - Vital Signs At a Glance Contract Report for 278734/0001 - September 2017

Name or company name	MR NK DIDDEE
Contract type name	PDS Plus Contract
Purpose of contract	General
Contract start date	01/02/2010
Contract end date	31/01/2020

17/18 Contracted general activity (UDA)	16,000
Carry forward general activity (UDA)	0
17/18 Contracted orthodontic activity (UOA)	0
Carry forward orthodontic activity (UOA)	0
Baseline contract value	£449,072.30

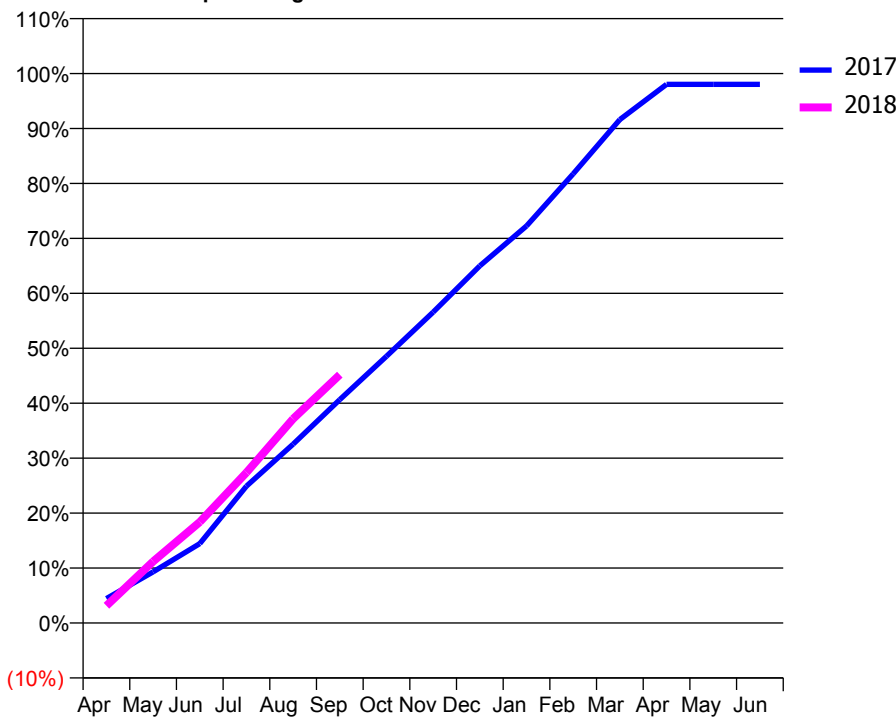
ACCESS*

Patients seen in 24 months	Total	Change since previous quarter
Quarter ending September 2016	5,720	
Quarter ending December 2016	5,800	→
Quarter ending March 2017	5,832	→
Quarter ending June 2017	5,740	↓
Quarter ending September 2017	5,768	→
Variance since September 2016	0.8%	→



ACTIVITY

Cumulative percentage of contracted UDA delivered 2017 & 2018



Month	Adjusted Scheduled Activity (UDA)	
	2017	2018
April	711	502
May	1,489	1,793
June	2,314	2,940
July	3,985	4,381
August	5,207	5,947
September	6,505	7,231
October	7,769	
November	9,053	
December	10,401	
January	11,561	
February	13,079	
March	14,659	
April	15,686	
May	15,686	
June	15,686	

QUALITY

	Quantity	Base Number	Contract	AT	Region	England
% of FP17s for the same patient ID Re-attending within 3 months - Children	101	1,158	8.7%	12.2%	12.8%	11.9%
% of FP17s for the same patient ID Re-attending within 3 months - Adults	411	3,185	12.9%	15.5%	16.5%	15.9%
% of FP17s for the same patient ID Re-attending between 3 & 9 months - Children	680	1,158	58.7%	54.6%	59.7%	58.1%
% of FP17s for the same patient ID Re-attending between 3 & 9 months - Adults	1,736	3,185	54.5%	50.6%	53.0%	50.6%
% of FP17s for Band 1 Urgent Courses	251	3,635	6.9%	8.9%	9.2%	9.1%
% of FP17s Relating to Free Repair or Replacements	30	3,635	0.8%	1.2%	1.0%	0.8%
% of FP17s Relating to Continuations	39	3,635	1.1%	1.5%	1.2%	1.1%
% of Patients satisfied with the dentistry they have received	29	30	96.7%	90.2%	91.6%	91.4%
% of Patients satisfied with the time they had to wait for an appointment	27	30	90.0%	86.2%	88.1%	87.7%

* This is based on patients treated on this contract for their most recent course of treatment. Figures in italics indicate the base number of FP17s or Patient Questionnaire responses are less than 100. N/A is shown where the base number of responses is less than 10 during the period. % is calculated as Quantity/Base number*100

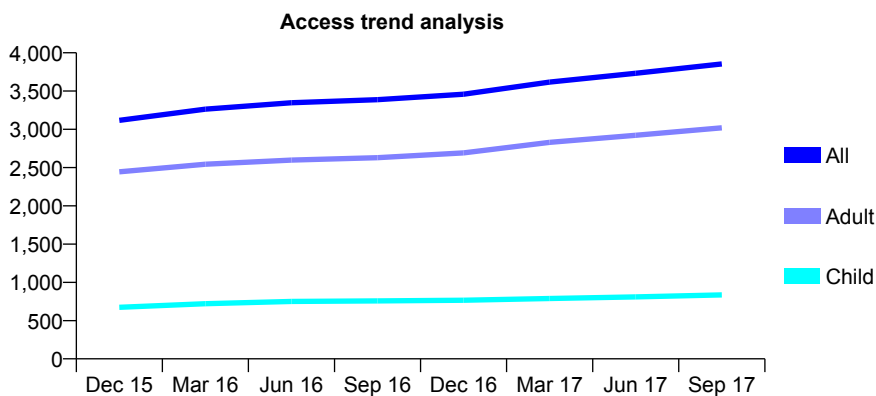
Q45 - Vital Signs At a Glance Contract Report for 278734/0002 - September 2017

Name or company name	MR NK DIDDEE
Contract type name	GDS Contract
Purpose of contract	General
Contract start date	01/04/2013
Contract end date	

17/18 Contracted general activity (UDA)	12,341
Carry forward general activity (UDA)	0
17/18 Contracted orthodontic activity (UOA)	0
Carry forward orthodontic activity (UOA)	0
Baseline contract value	£319,311.32

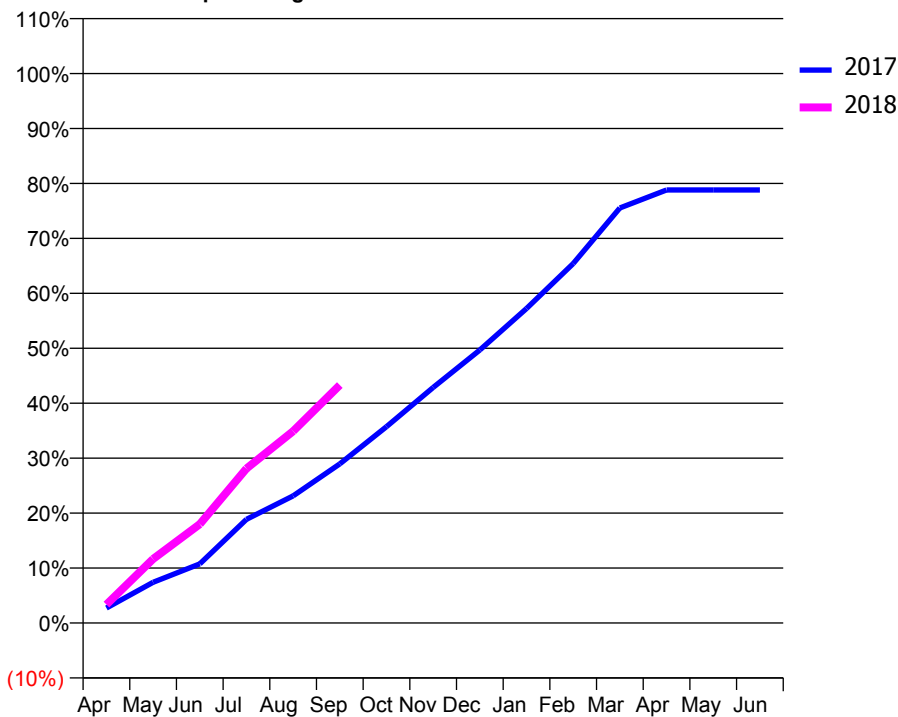
ACCESS*

Patients seen in 24 months	Total	Change since previous quarter
Quarter ending September 2016	3,387	
Quarter ending December 2016	3,458	↑
Quarter ending March 2017	3,617	↑
Quarter ending June 2017	3,732	↑
Quarter ending September 2017	3,855	↑
Variance since September 2016	13.8%	↑



ACTIVITY

Cumulative percentage of contracted UDA delivered 2017 & 2018



Month	Adjusted Scheduled Activity (UDA)	
	2017	2018
April	336	415
May	915	1,439
June	1,328	2,220
July	2,329	3,469
August	2,854	4,309
September	3,575	5,344
October	4,410	
November	5,291	
December	6,133	
January	7,065	
February	8,073	
March	9,322	
April	9,725	
May	9,725	
June	9,725	

QUALITY

	Quantity	Base Number	Contract	AT	Region	England
% of FP17s for the same patient ID Re-attending within 3 months - Children	52	577	9.0%	12.2%	12.8%	11.9%
% of FP17s for the same patient ID Re-attending within 3 months - Adults	221	1,852	11.9%	15.5%	16.5%	15.9%
% of FP17s for the same patient ID Re-attending between 3 & 9 months - Children	236	577	40.9%	54.6%	59.7%	58.1%
% of FP17s for the same patient ID Re-attending between 3 & 9 months - Adults	756	1,852	40.8%	50.6%	53.0%	50.6%
% of FP17s for Band 1 Urgent Courses	147	2,276	6.5%	8.9%	9.2%	9.1%
% of FP17s Relating to Free Repair or Replacements	19	2,276	0.8%	1.2%	1.0%	0.8%
% of FP17s Relating to Continuations	19	2,276	0.8%	1.5%	1.2%	1.1%
% of Patients satisfied with the dentistry they have received	18	18	100.0%	90.2%	91.6%	91.4%
% of Patients satisfied with the time they had to wait for an appointment	16	18	88.9%	86.2%	88.1%	87.7%

* This is based on patients treated on this contract for their most recent course of treatment. Figures in italics indicate the base number of FP17s or Patient Questionnaire responses are less than 100. N/A is shown where the base number of responses is less than 10 during the period. % is calculated as Quantity/Base number*100

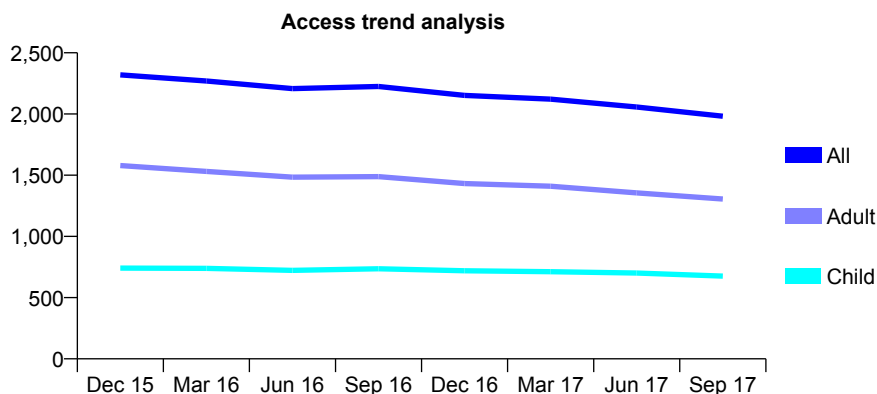
Q45 - Vital Signs At a Glance Contract Report for 279145/0001 - September 2017

Name or company name	MR AK ZARKADIS
Contract type name	GDS Contract
Purpose of contract	General
Contract start date	20/09/2010
Contract end date	

17/18 Contracted general activity (UDA)	5,795
Carry forward general activity (UDA)	0
17/18 Contracted orthodontic activity (UOA)	0
Carry forward orthodontic activity (UOA)	0
Baseline contract value	£133,075.38

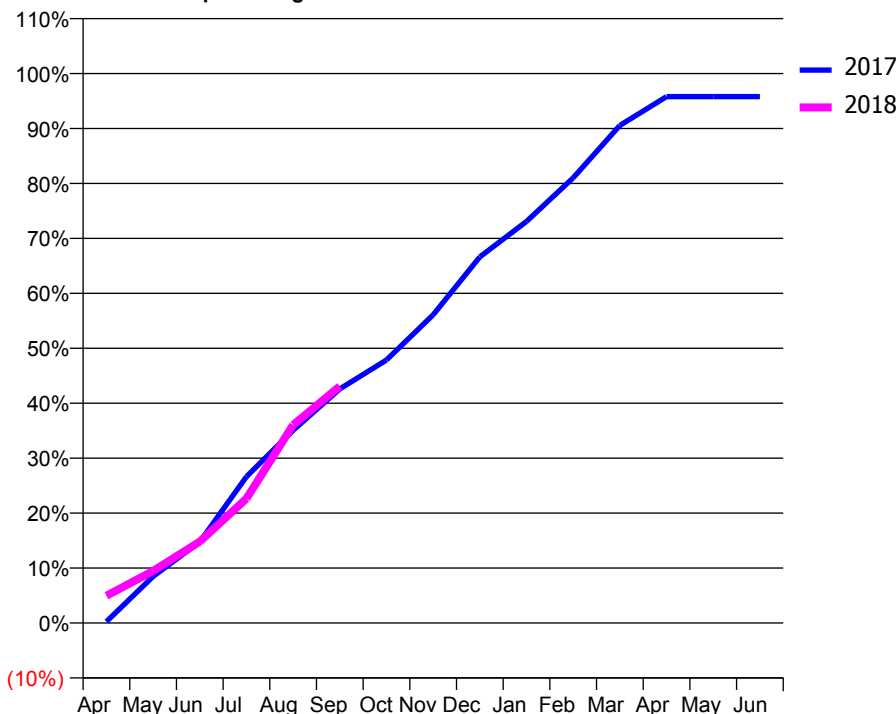
ACCESS*

Patients seen in 24 months	Total	Change since previous quarter
Quarter ending September 2016	2,225	
Quarter ending December 2016	2,152	↓
Quarter ending March 2017	2,122	↓
Quarter ending June 2017	2,057	↓
Quarter ending September 2017	1,982	↓
Variance since September 2016	(10.9%)	↓



ACTIVITY

Cumulative percentage of contracted UDA delivered 2017 & 2018



Adjusted Scheduled Activity (UDA)

Month	2017	2018
April	15	288
May	492	550
June	856	858
July	1,544	1,313
August	2,033	2,088
September	2,468	2,497
October	2,774	
November	3,251	
December	3,860	
January	4,235	
February	4,695	
March	5,248	
April	5,551	
May	5,551	
June	5,551	

QUALITY

	Quantity	Base Number	Contract	AT	Region	England
% of FP17s for the same patient ID Re-attending within 3 months - Children	27	484	5.6%	12.2%	12.8%	11.9%
% of FP17s for the same patient ID Re-attending within 3 months - Adults	105	778	13.5%	15.5%	16.5%	15.9%
% of FP17s for the same patient ID Re-attending between 3 & 9 months - Children	258	484	53.3%	54.6%	59.7%	58.1%
% of FP17s for the same patient ID Re-attending between 3 & 9 months - Adults	376	778	48.3%	50.6%	53.0%	50.6%
% of FP17s for Band 1 Urgent Courses	69	1,126	6.1%	8.9%	9.2%	9.1%
% of FP17s Relating to Free Repair or Replacements	3	1,126	0.3%	1.2%	1.0%	0.8%
% of FP17s Relating to Continuations	29	1,126	2.6%	1.5%	1.2%	1.1%
% of Patients satisfied with the dentistry they have received	2	4	N/A	90.2%	91.6%	91.4%
% of Patients satisfied with the time they had to wait for an appointment	2	4	N/A	86.2%	88.1%	87.7%

* This is based on patients treated on this contract for their most recent course of treatment. Figures in italics indicate the base number of FP17s or Patient Questionnaire responses are less than 100. N/A is shown where the base number of responses is less than 10 during the period. % is calculated as Quantity/Base number*100

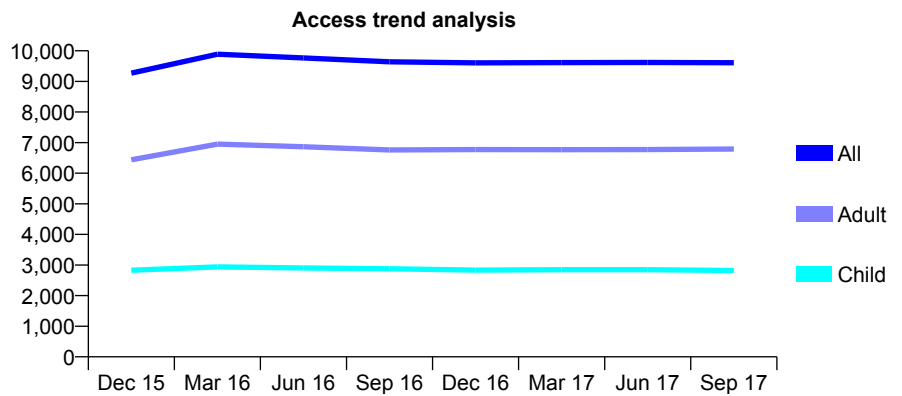
Q45 - Vital Signs At a Glance Contract Report for 298735/0001 - September 2017

Name or company name	MR A HUSSAIN
Contract type name	Pilot Contract
Purpose of contract	General
Contract start date	31/03/2014
Contract end date	

17/18 Contracted general activity (UDA)	43,820
Carry forward general activity (UDA)	0
17/18 Contracted orthodontic activity (UOA)	0
Carry forward orthodontic activity (UOA)	0
Baseline contract value	£1,266,646.76

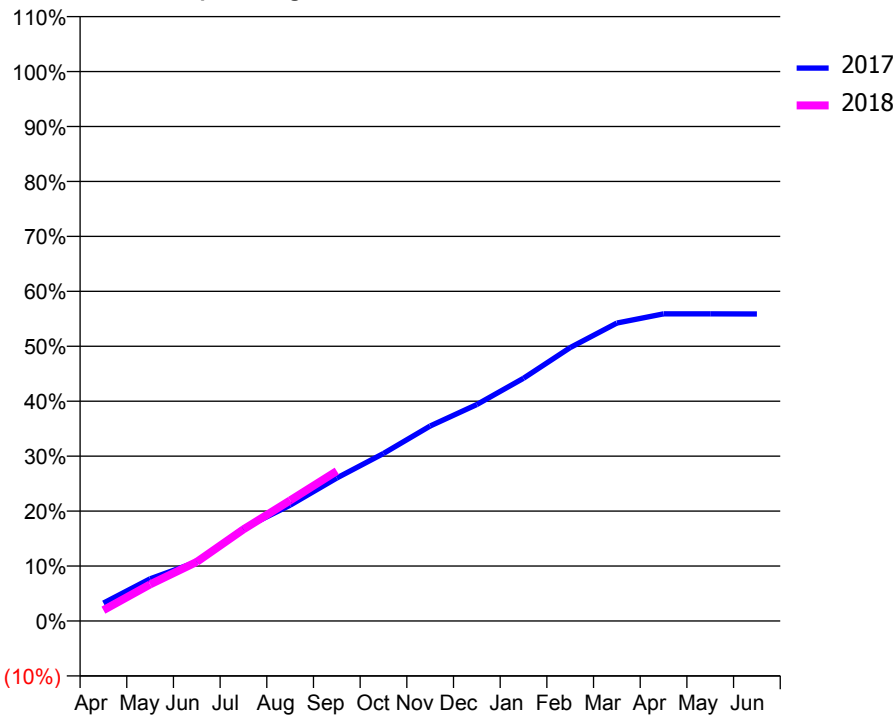
ACCESS*

Patients seen in 24 months	Total	Change since previous quarter
Quarter ending September 2016	9,639	
Quarter ending December 2016	9,607	→
Quarter ending March 2017	9,615	→
Quarter ending June 2017	9,619	→
Quarter ending September 2017	9,611	→
Variance since September 2016	(0.3%)	→



ACTIVITY

Cumulative percentage of contracted UDA delivered 2017 & 2018



Month	Adjusted Scheduled Activity (UDA)	
	2017	2018
April	1,427	862
May	3,365	2,918
June	4,712	4,717
July	7,383	7,311
August	9,240	9,618
September	11,402	11,952
October	13,365	
November	15,554	
December	17,263	
January	19,354	
February	21,802	
March	23,758	
April	24,494	
May	24,494	
June	24,488	

QUALITY

	Quantity	Base Number	Contract	AT	Region	England
% of FP17s for the same patient ID Re-attending within 3 months - Children	164	1,865	8.8%	12.2%	12.8%	11.9%
% of FP17s for the same patient ID Re-attending within 3 months - Adults	748	3,915	19.1%	15.5%	16.5%	15.9%
% of FP17s for the same patient ID Re-attending between 3 & 9 months - Children	912	1,865	48.9%	54.6%	59.7%	58.1%
% of FP17s for the same patient ID Re-attending between 3 & 9 months - Adults	1,312	3,915	33.5%	50.6%	53.0%	50.6%
% of FP17s for Band 1 Urgent Courses	432	5,469	7.9%	8.9%	9.2%	9.1%
% of FP17s Relating to Free Repair or Replacements	63	5,469	1.2%	1.2%	1.0%	0.8%
% of FP17s Relating to Continuations	110	5,469	2.0%	1.5%	1.2%	1.1%
% of Patients satisfied with the dentistry they have received	16	17	94.1%	90.2%	91.6%	91.4%
% of Patients satisfied with the time they had to wait for an appointment	11	17	64.7%	86.2%	88.1%	87.7%

* This is based on patients treated on this contract for their most recent course of treatment. Figures in italics indicate the base number of FP17s or Patient Questionnaire responses are less than 100. N/A is shown where the base number of responses is less than 10 during the period. % is calculated as Quantity/Base number*100

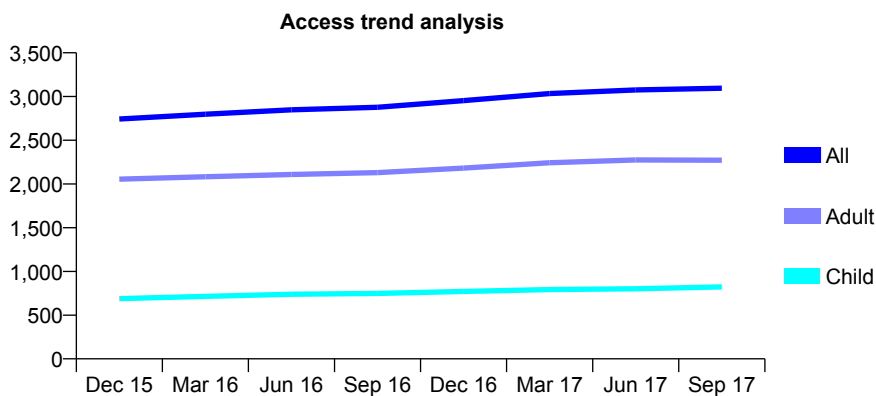
Q45 - Vital Signs At a Glance Contract Report for 325147/0001 - September 2017

Name or company name	MR SG HEMSLEY
Contract type name	Pilot Contract
Purpose of contract	General
Contract start date	01/04/2006
Contract end date	

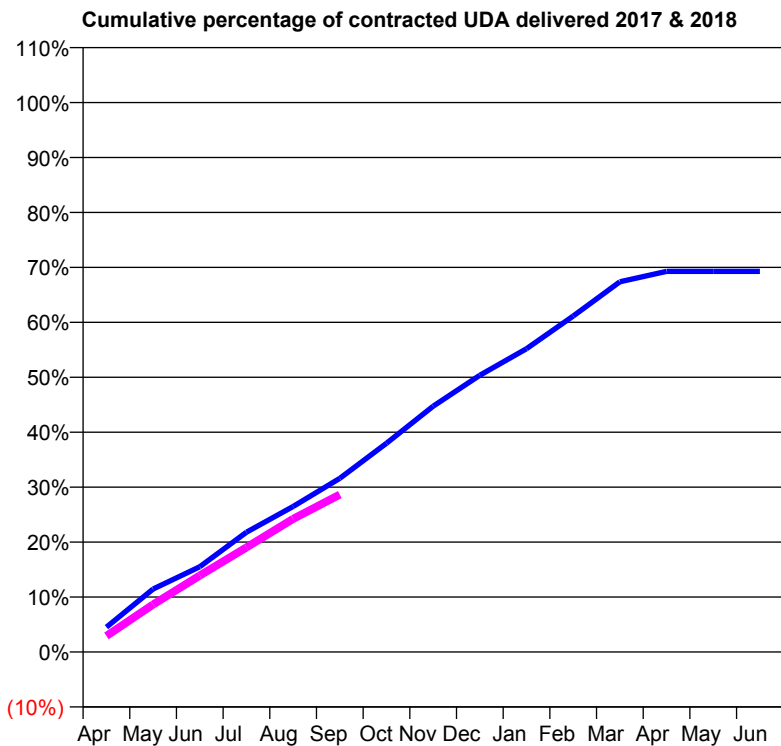
17/18 Contracted general activity (UDA)	12,000
Carry forward general activity (UDA)	0
17/18 Contracted orthodontic activity (UOA)	0
Carry forward orthodontic activity (UOA)	0
Baseline contract value	£356,321.65

ACCESS*

Patients seen in 24 months	Total	Change since previous quarter
Quarter ending September 2016	2,877	
Quarter ending December 2016	2,953	↑
Quarter ending March 2017	3,034	↑
Quarter ending June 2017	3,076	→
Quarter ending September 2017	3,095	→
Variance since September 2016	7.6%	↑



ACTIVITY



Month	Adjusted Scheduled Activity (UDA)	
	2017	2018
April	544	351
May	1,377	1,039
June	1,863	1,669
July	2,616	2,285
August	3,177	2,907
September	3,792	3,438
October	4,560	
November	5,368	
December	6,044	
January	6,624	
February	7,336	
March	8,087	
April	8,313	
May	8,313	
June	8,313	

QUALITY

	Quantity	Base Number	Contract	AT	Region	England
% of FP17s for the same patient ID Re-attending within 3 months - Children	27	406	6.7%	12.2%	12.8%	11.9%
% of FP17s for the same patient ID Re-attending within 3 months - Adults	106	1,003	10.6%	15.5%	16.5%	15.9%
% of FP17s for the same patient ID Re-attending between 3 & 9 months - Children	79	406	19.5%	54.6%	59.7%	58.1%
% of FP17s for the same patient ID Re-attending between 3 & 9 months - Adults	229	1,003	22.8%	50.6%	53.0%	50.6%
% of FP17s for Band 1 Urgent Courses	2	1,300	0.2%	8.9%	9.2%	9.1%
% of FP17s Relating to Free Repair or Replacements	12	1,300	0.9%	1.2%	1.0%	0.8%
% of FP17s Relating to Continuations	33	1,300	2.5%	1.5%	1.2%	1.1%
% of Patients satisfied with the dentistry they have received	5	5	N/A	90.2%	91.6%	91.4%
% of Patients satisfied with the time they had to wait for an appointment	5	5	N/A	86.2%	88.1%	87.7%

* This is based on patients treated on this contract for their most recent course of treatment. Figures in italics indicate the base number of FP17s or Patient Questionnaire responses are less than 100. N/A is shown where the base number of responses is less than 10 during the period. % is calculated as Quantity/Base number*100

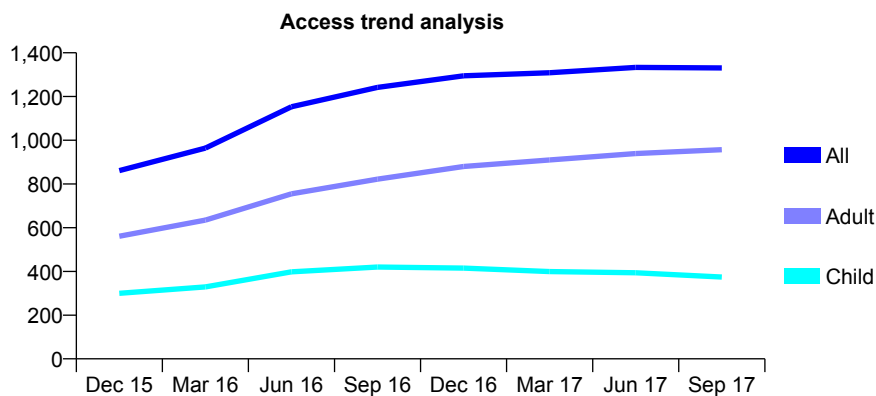
Q45 - Vital Signs At a Glance Contract Report for 326445/0001 - September 2017

Name or company name	MRS M PUTTICK
Contract type name	GDS Contract
Purpose of contract	General
Contract start date	01/04/2006
Contract end date	

17/18 Contracted general activity (UDA)	4,030
Carry forward general activity (UDA)	0
17/18 Contracted orthodontic activity (UOA)	0
Carry forward orthodontic activity (UOA)	0
Baseline contract value	£123,023.44

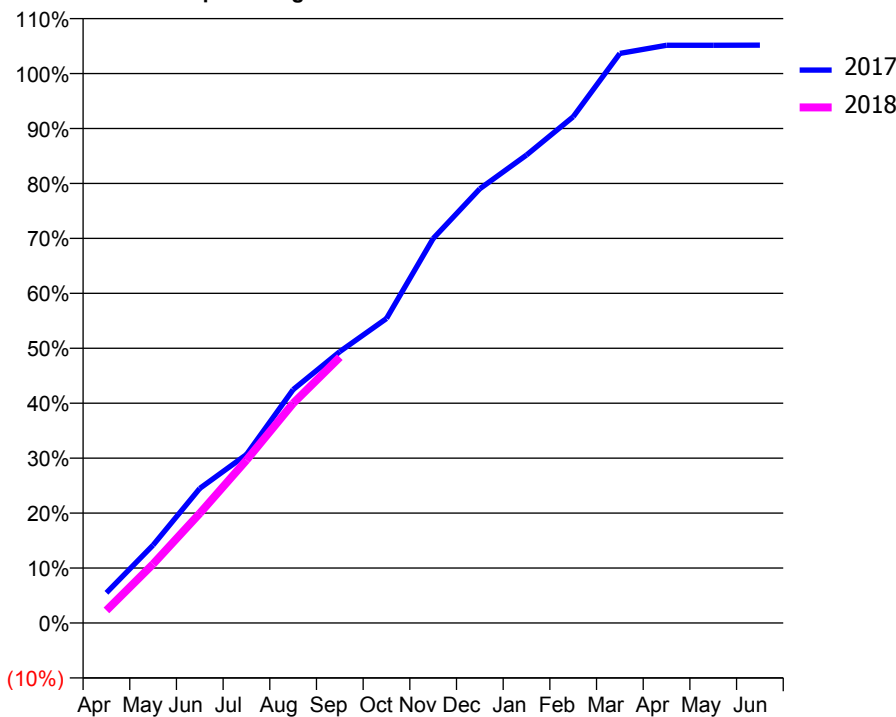
ACCESS*

Patients seen in 24 months	Total	Change since previous quarter
Quarter ending September 2016	1,242	
Quarter ending December 2016	1,295	↑
Quarter ending March 2017	1,309	→
Quarter ending June 2017	1,333	→
Quarter ending September 2017	1,331	→
Variance since September 2016	7.2%	↑



ACTIVITY

Cumulative percentage of contracted UDA delivered 2017 & 2018



Month	Adjusted Scheduled Activity (UDA)	
	2017	2018
April	222	92
May	571	433
June	987	804
July	1,235	1,194
August	1,712	1,612
September	1,990	1,949
October	2,233	
November	2,820	
December	3,184	
January	3,433	
February	3,713	
March	4,177	
April	4,237	
May	4,237	
June	4,238	

QUALITY

	Quantity	Base Number	Contract	AT	Region	England
% of FP17s for the same patient ID Re-attending within 3 months - Children	13	207	6.3%	12.2%	12.8%	11.9%
% of FP17s for the same patient ID Re-attending within 3 months - Adults	43	514	8.4%	15.5%	16.5%	15.9%
% of FP17s for the same patient ID Re-attending between 3 & 9 months - Children	96	207	46.4%	54.6%	59.7%	58.1%
% of FP17s for the same patient ID Re-attending between 3 & 9 months - Adults	218	514	42.4%	50.6%	53.0%	50.6%
% of FP17s for Band 1 Urgent Courses	16	688	2.3%	8.9%	9.2%	9.1%
% of FP17s Relating to Free Repair or Replacements	13	688	1.9%	1.2%	1.0%	0.8%
% of FP17s Relating to Continuations	8	688	1.2%	1.5%	1.2%	1.1%
% of Patients satisfied with the dentistry they have received	2	2	N/A	90.2%	91.6%	91.4%
% of Patients satisfied with the time they had to wait for an appointment	2	2	N/A	86.2%	88.1%	87.7%

* This is based on patients treated on this contract for their most recent course of treatment. Figures in italics indicate the base number of FP17s or Patient Questionnaire responses are less than 100. N/A is shown where the base number of responses is less than 10 during the period. % is calculated as Quantity/Base number*100

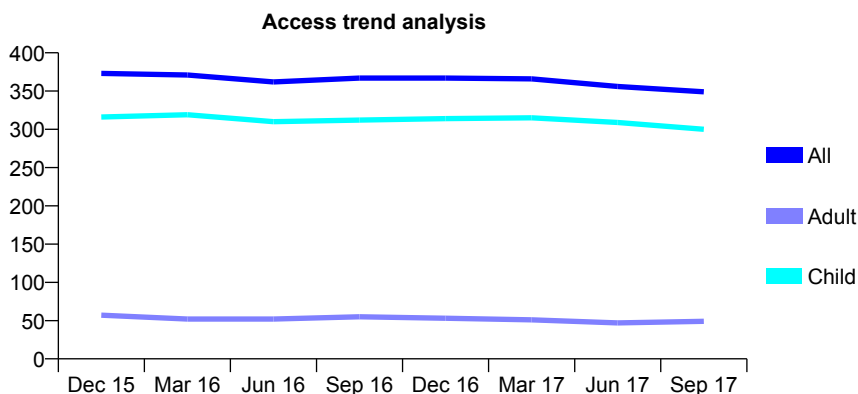
Q45 - Vital Signs At a Glance Contract Report for 326755/0001 - September 2017

Name or company name	MR FN PLAHE
Contract type name	GDS Contract
Purpose of contract	General
Contract start date	01/04/2006
Contract end date	

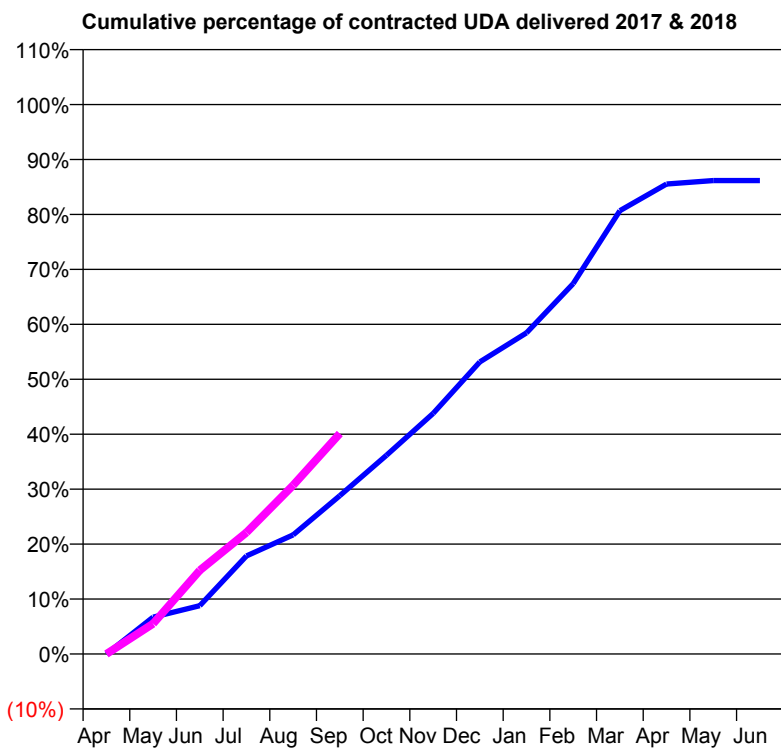
17/18 Contracted general activity (UDA)	1,678
Carry forward general activity (UDA)	0
17/18 Contracted orthodontic activity (UOA)	0
Carry forward orthodontic activity (UOA)	0
Baseline contract value	£47,916.57

ACCESS*

Patients seen in 24 months	Total	Change since previous quarter
Quarter ending September 2016	367	
Quarter ending December 2016	367	→
Quarter ending March 2017	366	→
Quarter ending June 2017	356	↓
Quarter ending September 2017	349	↓
Variance since September 2016	(4.9%)	↓



ACTIVITY



Month	Adjusted Scheduled Activity (UDA)	
	2017	2018
April	0	0
May	141	93
June	185	255
July	374	371
August	455	515
September	605	673
October	759	
November	919	
December	1,115	
January	1,226	
February	1,414	
March	1,693	
April	1,794	
May	1,807	
June	1,807	

QUALITY

	Quantity	Base Number	Contract	AT	Region	England
% of FP17s for the same patient ID Re-attending within 3 months - Children	107	366	29.2%	12.2%	12.8%	11.9%
% of FP17s for the same patient ID Re-attending within 3 months - Adults	0	2	0.0%	15.5%	16.5%	15.9%
% of FP17s for the same patient ID Re-attending between 3 & 9 months - Children	206	366	56.3%	54.6%	59.7%	58.1%
% of FP17s for the same patient ID Re-attending between 3 & 9 months - Adults	0	2	0.0%	50.6%	53.0%	50.6%
% of FP17s for Band 1 Urgent Courses	57	319	17.9%	8.9%	9.2%	9.1%
% of FP17s Relating to Free Repair or Replacements	0	319	0.0%	1.2%	1.0%	0.8%
% of FP17s Relating to Continuations	0	319	0.0%	1.5%	1.2%	1.1%
% of Patients satisfied with the dentistry they have received	3	3	N/A	90.2%	91.6%	91.4%
% of Patients satisfied with the time they had to wait for an appointment	3	3	N/A	86.2%	88.1%	87.7%

* This is based on patients treated on this contract for their most recent course of treatment. Figures in italics indicate the base number of FP17s or Patient Questionnaire responses are less than 100. N/A is shown where the base number of responses is less than 10 during the period. % is calculated as Quantity/Base number*100

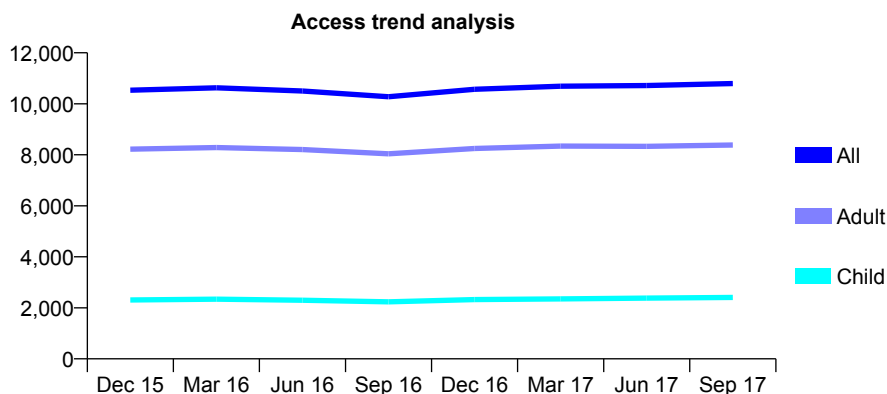
Q45 - Vital Signs At a Glance Contract Report for 328146/0001 - September 2017

Name or company name	MR ND SMITH
Contract type name	GDS Contract
Purpose of contract	General and Orthodontic
Contract start date	01/04/2006
Contract end date	

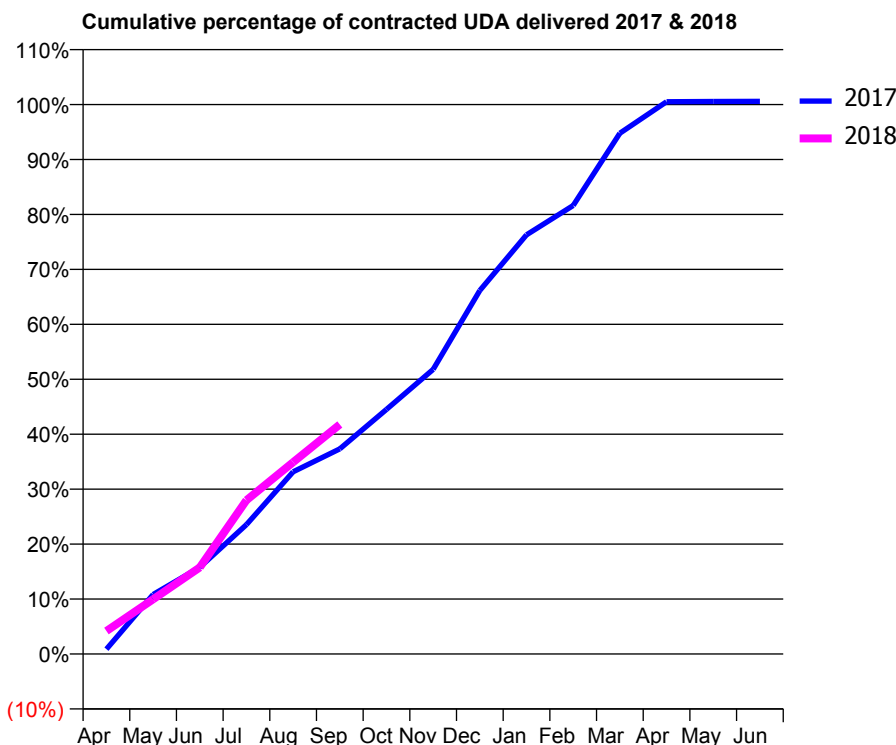
17/18 Contracted general activity (UDA)	33,783
Carry forward general activity (UDA)	-193
17/18 Contracted orthodontic activity (UOA)	630
Carry forward orthodontic activity (UOA)	17
Baseline contract value	£853,252.17

ACCESS*

Patients seen in 24 months	Total	Change since previous quarter
Quarter ending September 2016	10,276	
Quarter ending December 2016	10,569	↑
Quarter ending March 2017	10,692	→
Quarter ending June 2017	10,715	→
Quarter ending September 2017	10,794	→
Variance since September 2016	5.0%	↑



ACTIVITY



Month	Adjusted Scheduled Activity (UDA)	
	2017	2018
April	301	1,415
May	3,664	3,361
June	5,330	5,321
July	7,960	9,453
August	11,204	11,790
September	12,615	14,112
October	15,043	
November	17,500	
December	22,356	
January	25,775	
February	27,577	
March	32,016	
April	33,952	
May	33,971	
June	33,976	

QUALITY

	Quantity	Base Number	Contract	AT	Region	England
% of FP17s for the same patient ID Re-attending within 3 months - Children	127	1,520	8.4%	12.2%	12.8%	11.9%
% of FP17s for the same patient ID Re-attending within 3 months - Adults	716	4,868	14.7%	15.5%	16.5%	15.9%
% of FP17s for the same patient ID Re-attending between 3 & 9 months - Children	680	1,520	44.7%	54.6%	59.7%	58.1%
% of FP17s for the same patient ID Re-attending between 3 & 9 months - Adults	2,237	4,868	46.0%	50.6%	53.0%	50.6%
% of FP17s for Band 1 Urgent Courses	264	5,646	4.7%	8.9%	9.2%	9.1%
% of FP17s Relating to Free Repair or Replacements	25	5,646	0.4%	1.2%	1.0%	0.8%
% of FP17s Relating to Continuations	162	5,646	2.9%	1.5%	1.2%	1.1%
% of Patients satisfied with the dentistry they have received	25	25	100.0%	90.2%	91.6%	91.4%
% of Patients satisfied with the time they had to wait for an appointment	22	25	88.0%	86.2%	88.1%	87.7%

* This is based on patients treated on this contract for their most recent course of treatment. Figures in italics indicate the base number of FP17s or Patient Questionnaire responses are less than 100. N/A is shown where the base number of responses is less than 10 during the period. % is calculated as Quantity/Base number*100

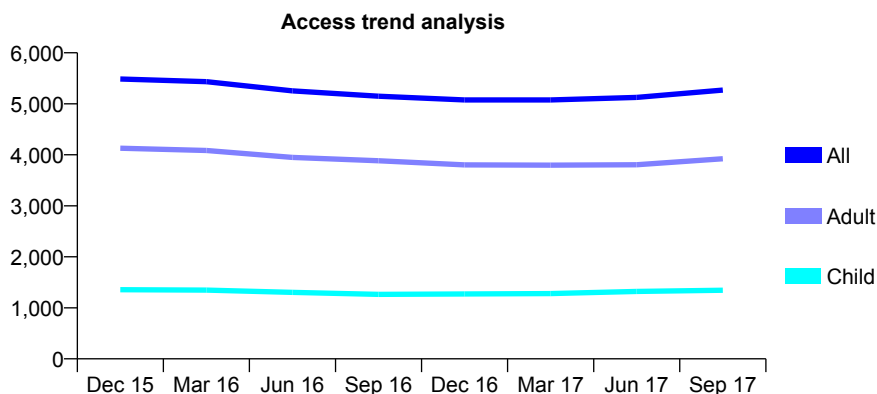
Q45 - Vital Signs At a Glance Contract Report for 329711/0002 - September 2017

Name or company name	MR S NEPALI
Contract type name	GDS Contract
Purpose of contract	General
Contract start date	01/04/2006
Contract end date	

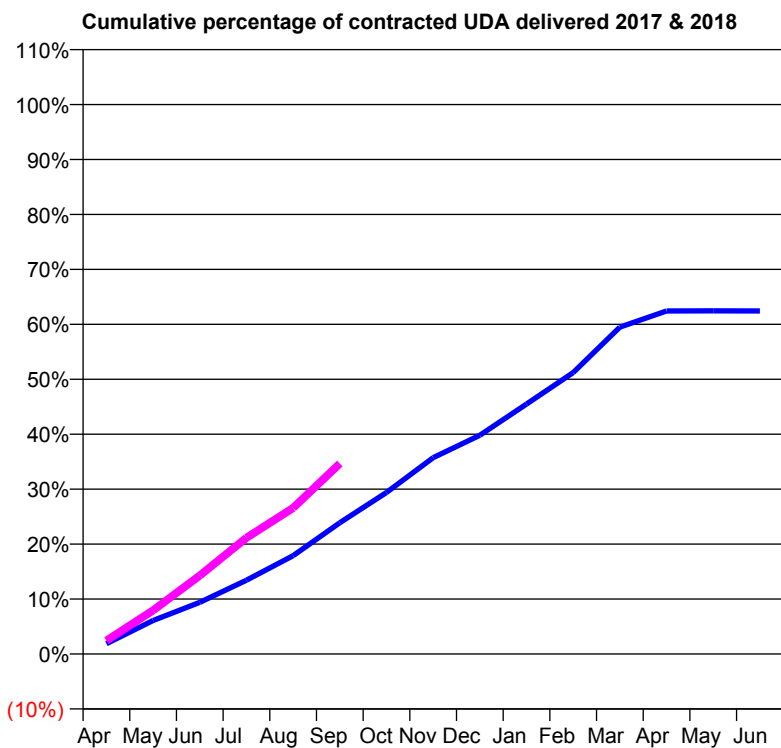
17/18 Contracted general activity (UDA)	19,500
Carry forward general activity (UDA)	0
17/18 Contracted orthodontic activity (UOA)	0
Carry forward orthodontic activity (UOA)	0
Baseline contract value	£522,307.10

ACCESS*

Patients seen in 24 months	Total	Change since previous quarter
Quarter ending September 2016	5,148	
Quarter ending December 2016	5,076	↓
Quarter ending March 2017	5,077	→
Quarter ending June 2017	5,125	→
Quarter ending September 2017	5,269	↑
Variance since September 2016	2.4%	↑



ACTIVITY



Month	Adjusted Scheduled Activity (UDA)	
	2017	2018
April	366	475
May	1,190	1,549
June	1,832	2,786
July	2,620	4,125
August	3,488	5,185
September	4,661	6,761
October	5,731	
November	6,966	
December	7,762	
January	8,871	
February	9,989	
March	11,600	
April	12,173	
May	12,179	
June	12,171	

QUALITY

	Quantity	Base Number	Contract	AT	Region	England
% of FP17s for the same patient ID Re-attending within 3 months - Children	57	865	6.6%	12.2%	12.8%	11.9%
% of FP17s for the same patient ID Re-attending within 3 months - Adults	264	2,423	10.9%	15.5%	16.5%	15.9%
% of FP17s for the same patient ID Re-attending between 3 & 9 months - Children	367	865	42.4%	54.6%	59.7%	58.1%
% of FP17s for the same patient ID Re-attending between 3 & 9 months - Adults	1,090	2,423	45.0%	50.6%	53.0%	50.6%
% of FP17s for Band 1 Urgent Courses	226	3,041	7.4%	8.9%	9.2%	9.1%
% of FP17s Relating to Free Repair or Replacements	29	3,041	1.0%	1.2%	1.0%	0.8%
% of FP17s Relating to Continuations	28	3,041	0.9%	1.5%	1.2%	1.1%
% of Patients satisfied with the dentistry they have received	15	21	71.4%	90.2%	91.6%	91.4%
% of Patients satisfied with the time they had to wait for an appointment	18	21	85.7%	86.2%	88.1%	87.7%

* This is based on patients treated on this contract for their most recent course of treatment. Figures in italics indicate the base number of FP17s or Patient Questionnaire responses are less than 100. N/A is shown where the base number of responses is less than 10 during the period. % is calculated as Quantity/Base number*100

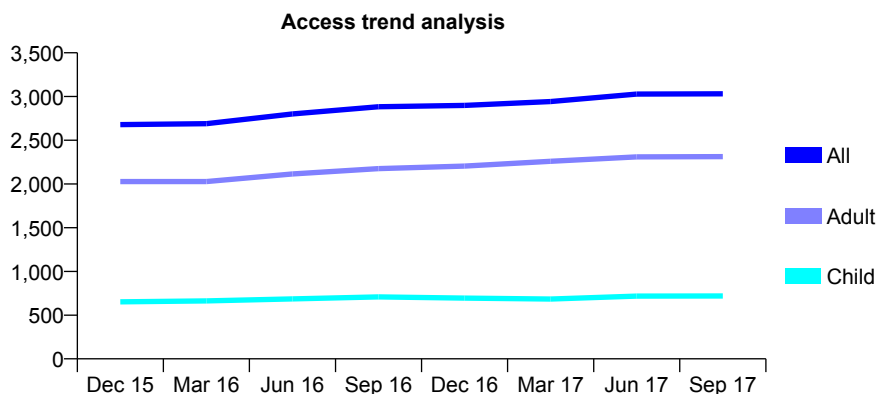
Q45 - Vital Signs At a Glance Contract Report for 331260/0001 - September 2017

Name or company name	MRS CR WILLIS
Contract type name	GDS Contract
Purpose of contract	General
Contract start date	01/04/2006
Contract end date	

17/18 Contracted general activity (UDA)	7,365
Carry forward general activity (UDA)	15
17/18 Contracted orthodontic activity (UOA)	0
Carry forward orthodontic activity (UOA)	0
Baseline contract value	£191,977.99

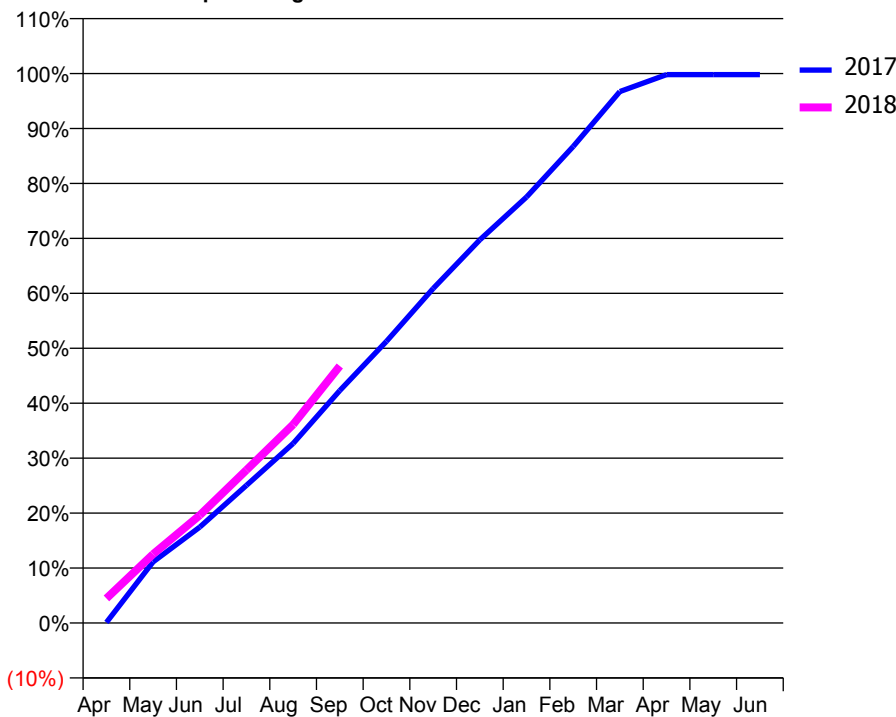
ACCESS*

Patients seen in 24 months	Total	Change since previous quarter
Quarter ending September 2016	2,883	
Quarter ending December 2016	2,899	→
Quarter ending March 2017	2,943	→
Quarter ending June 2017	3,028	↑
Quarter ending September 2017	3,031	→
Variance since September 2016	5.1%	↑



ACTIVITY

Cumulative percentage of contracted UDA delivered 2017 & 2018



Month	Adjusted Scheduled Activity (UDA)	
	2017	2018
April	8	330
May	820	924
June	1,286	1,445
July	1,845	2,051
August	2,406	2,660
September	3,115	3,445
October	3,776	
November	4,483	
December	5,136	
January	5,709	
February	6,386	
March	7,123	
April	7,350	
May	7,350	
June	7,350	

QUALITY

	Quantity	Base Number	Contract	AT	Region	England
% of FP17s for the same patient ID Re-attending within 3 months - Children	14	470	3.0%	12.2%	12.8%	11.9%
% of FP17s for the same patient ID Re-attending within 3 months - Adults	191	1,507	12.7%	15.5%	16.5%	15.9%
% of FP17s for the same patient ID Re-attending between 3 & 9 months - Children	138	470	29.4%	54.6%	59.7%	58.1%
% of FP17s for the same patient ID Re-attending between 3 & 9 months - Adults	415	1,507	27.5%	50.6%	53.0%	50.6%
% of FP17s for Band 1 Urgent Courses	123	1,593	7.7%	8.9%	9.2%	9.1%
% of FP17s Relating to Free Repair or Replacements	21	1,593	1.3%	1.2%	1.0%	0.8%
% of FP17s Relating to Continuations	19	1,593	1.2%	1.5%	1.2%	1.1%
% of Patients satisfied with the dentistry they have received	8	9	N/A	90.2%	91.6%	91.4%
% of Patients satisfied with the time they had to wait for an appointment	9	9	N/A	86.2%	88.1%	87.7%

* This is based on patients treated on this contract for their most recent course of treatment. Figures in italics indicate the base number of FP17s or Patient Questionnaire responses are less than 100. N/A is shown where the base number of responses is less than 10 during the period. % is calculated as Quantity/Base number*100

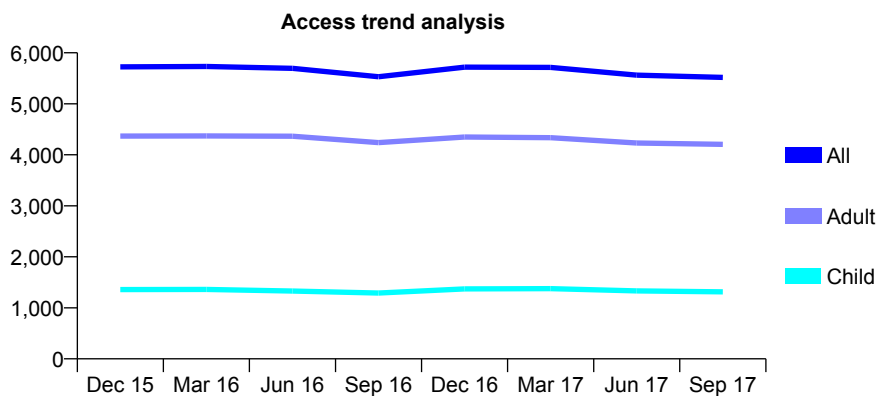
Q45 - Vital Signs At a Glance Contract Report for 334073/0001 - September 2017

Name or company name	MR AM SPIVEY
Contract type name	GDS Contract
Purpose of contract	General
Contract start date	01/04/2006
Contract end date	

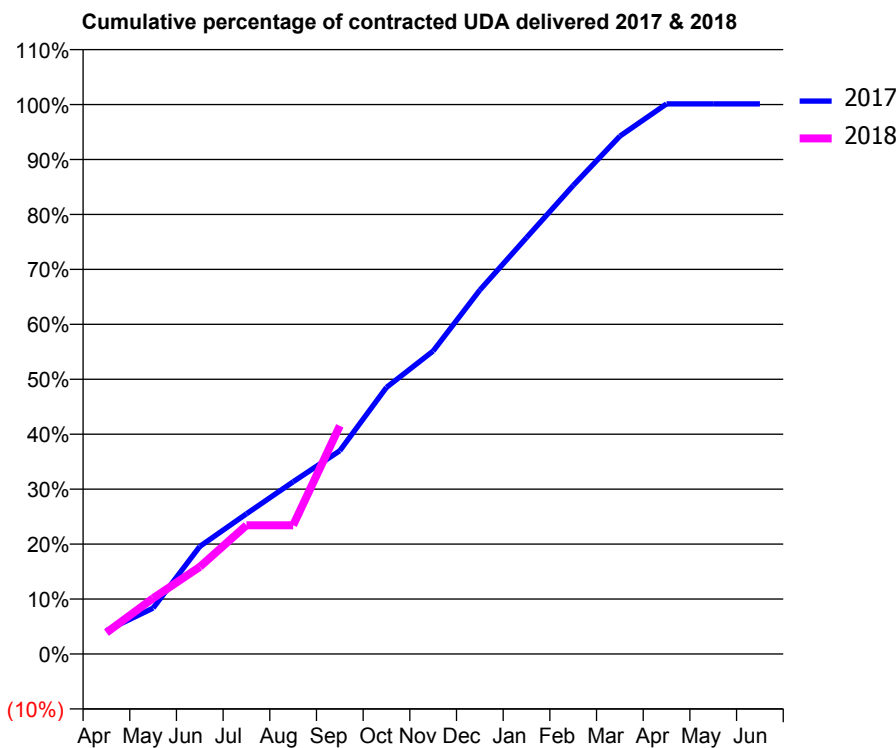
17/18 Contracted general activity (UDA)	19,763
Carry forward general activity (UDA)	-23
17/18 Contracted orthodontic activity (UOA)	0
Carry forward orthodontic activity (UOA)	0
Baseline contract value	£474,592.47

ACCESS*

Patients seen in 24 months	Total	Change since previous quarter
Quarter ending September 2016	5,530	
Quarter ending December 2016	5,719	↑
Quarter ending March 2017	5,713	→
Quarter ending June 2017	5,562	↓
Quarter ending September 2017	5,518	→
Variance since September 2016	(0.2%)	→



ACTIVITY



Month	Adjusted Scheduled Activity (UDA)	
	2017	2018
April	842	770
May	1,651	2,005
June	3,870	3,132
July	5,045	4,632
August	6,193	4,632
September	7,309	8,207
October	9,592	
November	10,900	
December	13,089	
January	14,976	
February	16,849	
March	18,625	
April	19,788	
May	19,786	
June	19,786	

QUALITY

	Quantity	Base Number	Contract	AT	Region	England
% of FP17s for the same patient ID Re-attending within 3 months - Children	86	994	8.7%	12.2%	12.8%	11.9%
% of FP17s for the same patient ID Re-attending within 3 months - Adults	525	3,234	16.2%	15.5%	16.5%	15.9%
% of FP17s for the same patient ID Re-attending between 3 & 9 months - Children	574	994	57.7%	54.6%	59.7%	58.1%
% of FP17s for the same patient ID Re-attending between 3 & 9 months - Adults	1,944	3,234	60.1%	50.6%	53.0%	50.6%
% of FP17s for Band 1 Urgent Courses	246	3,739	6.6%	8.9%	9.2%	9.1%
% of FP17s Relating to Free Repair or Replacements	35	3,739	0.9%	1.2%	1.0%	0.8%
% of FP17s Relating to Continuations	21	3,739	0.6%	1.5%	1.2%	1.1%
% of Patients satisfied with the dentistry they have received	26	29	89.7%	90.2%	91.6%	91.4%
% of Patients satisfied with the time they had to wait for an appointment	27	29	93.1%	86.2%	88.1%	87.7%

* This is based on patients treated on this contract for their most recent course of treatment. Figures in italics indicate the base number of FP17s or Patient Questionnaire responses are less than 100. N/A is shown where the base number of responses is less than 10 during the period. % is calculated as Quantity/Base number*100

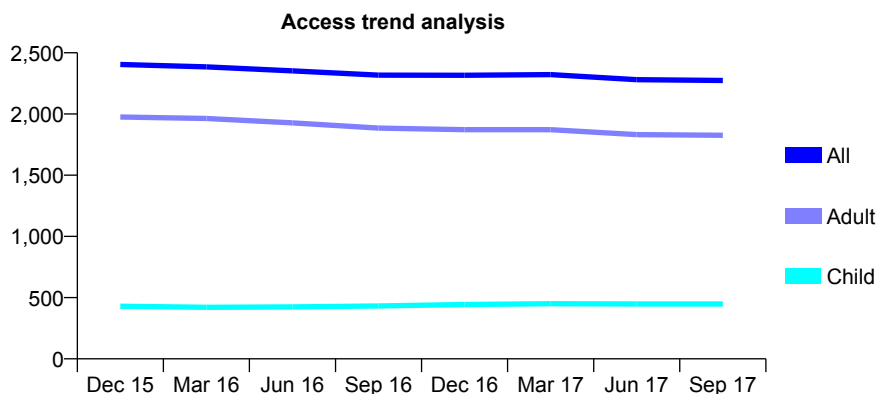
Q45 - Vital Signs At a Glance Contract Report for 367761/0001 - September 2017

Name or company name	MISS EM ALLEN
Contract type name	GDS Contract
Purpose of contract	General
Contract start date	13/03/2011
Contract end date	

17/18 Contracted general activity (UDA)	7,482
Carry forward general activity (UDA)	-258
17/18 Contracted orthodontic activity (UOA)	0
Carry forward orthodontic activity (UOA)	0
Baseline contract value	£192,638.44

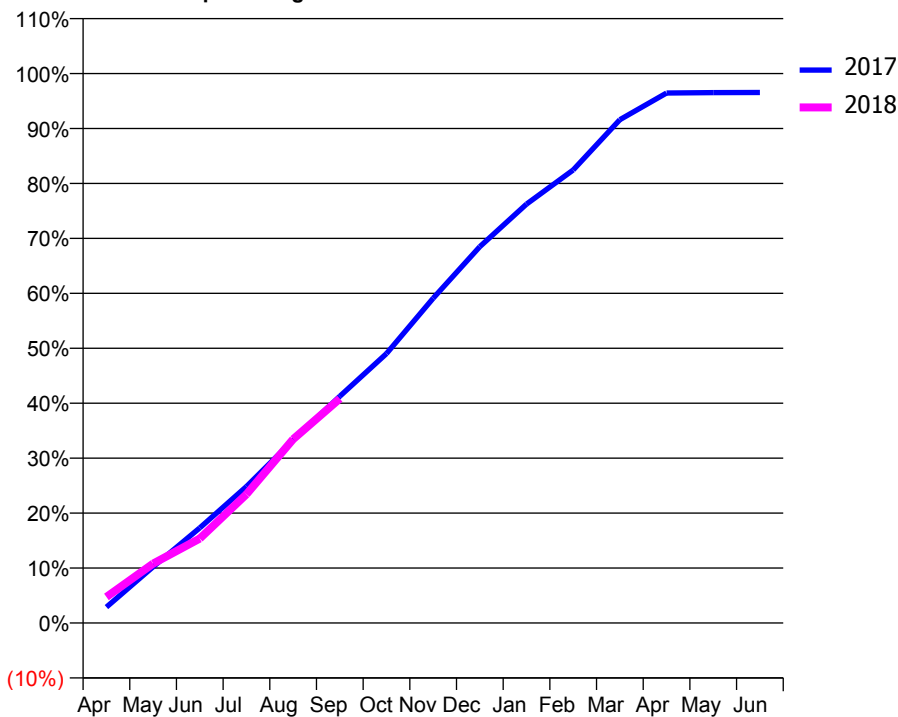
ACCESS*

Patients seen in 24 months	Total	Change since previous quarter
Quarter ending September 2016	2,317	
Quarter ending December 2016	2,316	→
Quarter ending March 2017	2,322	→
Quarter ending June 2017	2,280	↓
Quarter ending September 2017	2,274	→
Variance since September 2016	(1.9%)	↓



ACTIVITY

Cumulative percentage of contracted UDA delivered 2017 & 2018



Month	Adjusted Scheduled Activity (UDA)	
	2017	2018
April	217	355
May	765	810
June	1,295	1,150
July	1,859	1,753
August	2,491	2,503
September	3,087	3,055
October	3,669	
November	4,422	
December	5,125	
January	5,703	
February	6,168	
March	6,854	
April	7,216	
May	7,223	
June	7,224	

QUALITY

	Quantity	Base Number	Contract	AT	Region	England
% of FP17s for the same patient ID Re-attending within 3 months - Children	38	296	12.8%	12.2%	12.8%	11.9%
% of FP17s for the same patient ID Re-attending within 3 months - Adults	215	1,195	18.0%	15.5%	16.5%	15.9%
% of FP17s for the same patient ID Re-attending between 3 & 9 months - Children	142	296	48.0%	54.6%	59.7%	58.1%
% of FP17s for the same patient ID Re-attending between 3 & 9 months - Adults	526	1,195	44.0%	50.6%	53.0%	50.6%
% of FP17s for Band 1 Urgent Courses	161	1,358	11.9%	8.9%	9.2%	9.1%
% of FP17s Relating to Free Repair or Replacements	7	1,358	0.5%	1.2%	1.0%	0.8%
% of FP17s Relating to Continuations	34	1,358	2.5%	1.5%	1.2%	1.1%
% of Patients satisfied with the dentistry they have received	8	9	N/A	90.2%	91.6%	91.4%
% of Patients satisfied with the time they had to wait for an appointment	9	9	N/A	86.2%	88.1%	87.7%

* This is based on patients treated on this contract for their most recent course of treatment. Figures in italics indicate the base number of FP17s or Patient Questionnaire responses are less than 100. N/A is shown where the base number of responses is less than 10 during the period. % is calculated as Quantity/Base number*100

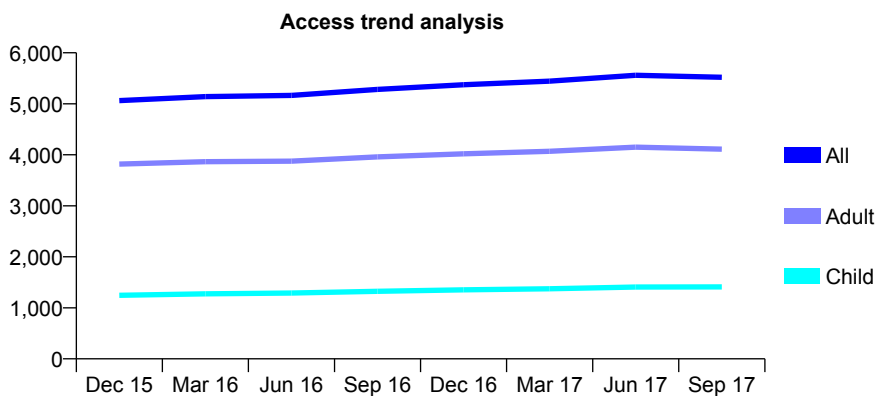
Q45 - Vital Signs At a Glance Contract Report for 399671/0001 - September 2017

Name or company name	MR N SUGGETT
Contract type name	GDS Contract
Purpose of contract	General
Contract start date	20/12/2010
Contract end date	

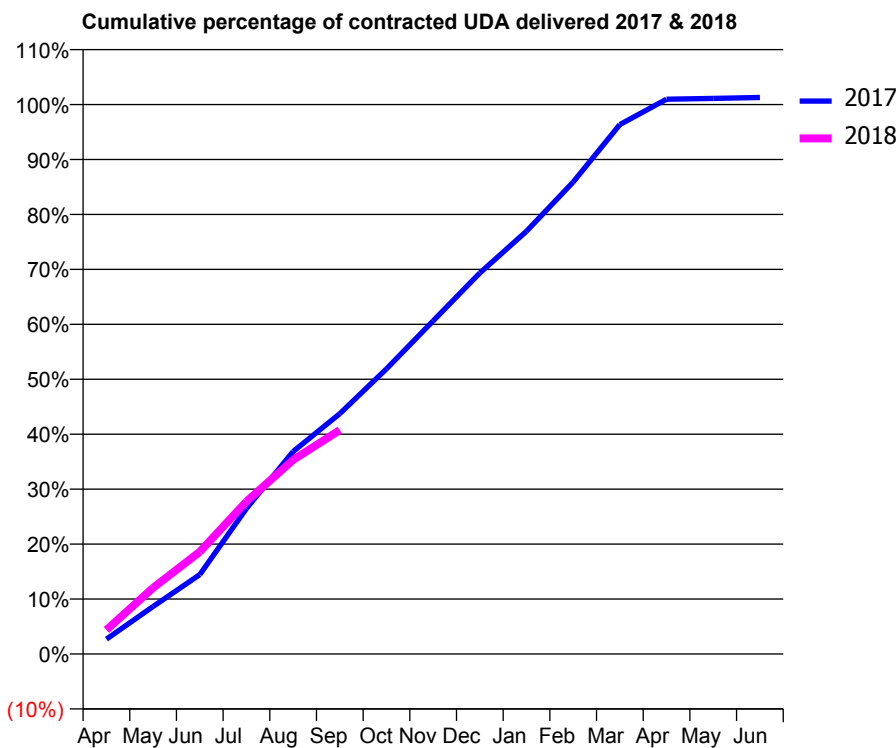
17/18 Contracted general activity (UDA)	18,907
Carry forward general activity (UDA)	-242
17/18 Contracted orthodontic activity (UOA)	0
Carry forward orthodontic activity (UOA)	0
Baseline contract value	£423,162.59

ACCESS*

Patients seen in 24 months	Total	Change since previous quarter
Quarter ending September 2016	5,283	
Quarter ending December 2016	5,373	→
Quarter ending March 2017	5,444	→
Quarter ending June 2017	5,559	↑
Quarter ending September 2017	5,520	→
Variance since September 2016	4.5%	↑



ACTIVITY



Month	Adjusted Scheduled Activity (UDA)	
	2017	2018
April	511	828
May	1,634	2,276
June	2,731	3,517
July	5,009	5,247
August	6,967	6,679
September	8,272	7,708
October	9,811	
November	11,462	
December	13,111	
January	14,546	
February	16,241	
March	18,215	
April	19,090	
May	19,117	
June	19,149	

QUALITY

	Quantity	Base Number	Contract	AT	Region	England
% of FP17s for the same patient ID Re-attending within 3 months - Children	56	921	6.1%	12.2%	12.8%	11.9%
% of FP17s for the same patient ID Re-attending within 3 months - Adults	254	2,382	10.7%	15.5%	16.5%	15.9%
% of FP17s for the same patient ID Re-attending between 3 & 9 months - Children	516	921	56.0%	54.6%	59.7%	58.1%
% of FP17s for the same patient ID Re-attending between 3 & 9 months - Adults	1,274	2,382	53.5%	50.6%	53.0%	50.6%
% of FP17s for Band 1 Urgent Courses	208	2,966	7.0%	8.9%	9.2%	9.1%
% of FP17s Relating to Free Repair or Replacements	28	2,966	0.9%	1.2%	1.0%	0.8%
% of FP17s Relating to Continuations	25	2,966	0.8%	1.5%	1.2%	1.1%
% of Patients satisfied with the dentistry they have received	11	12	91.7%	90.2%	91.6%	91.4%
% of Patients satisfied with the time they had to wait for an appointment	9	12	75.0%	86.2%	88.1%	87.7%

* This is based on patients treated on this contract for their most recent course of treatment. Figures in italics indicate the base number of FP17s or Patient Questionnaire responses are less than 100. N/A is shown where the base number of responses is less than 10 during the period. % is calculated as Quantity/Base number*100

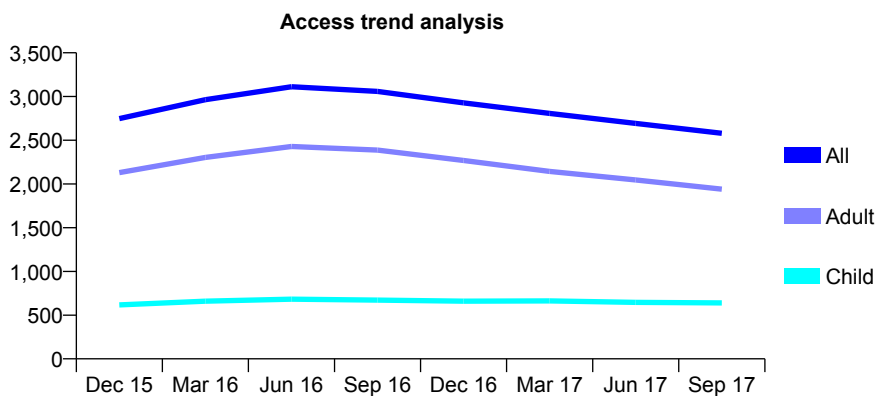
Q45 - Vital Signs At a Glance Contract Report for 462373/0001 - September 2017

Name or company name	Wentworth House Dental Practice
Contract type name	GDS Contract
Purpose of contract	General
Contract start date	01/07/2014
Contract end date	

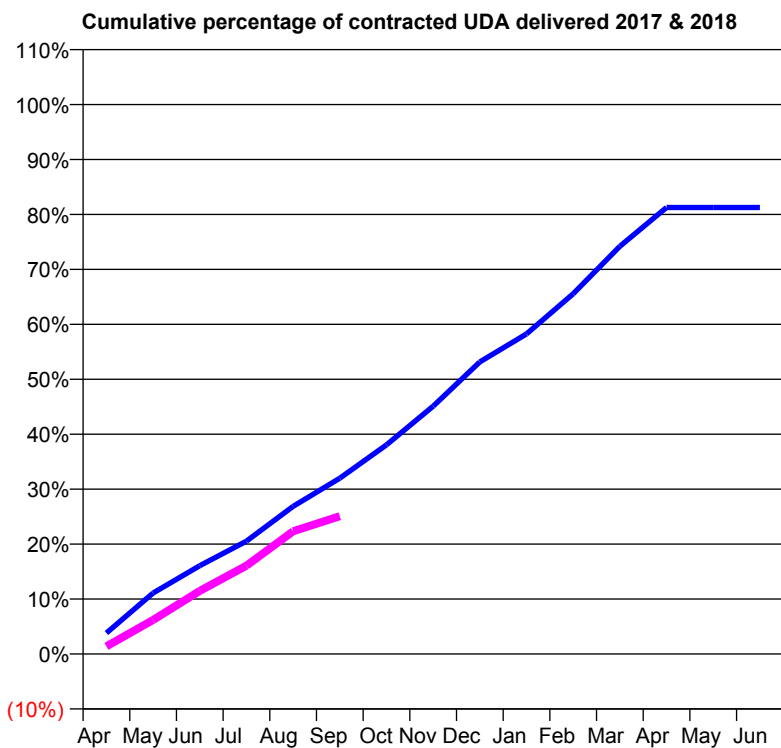
17/18 Contracted general activity (UDA)	14,089
Carry forward general activity (UDA)	0
17/18 Contracted orthodontic activity (UOA)	0
Carry forward orthodontic activity (UOA)	0
Baseline contract value	£371,611.08

ACCESS*

Patients seen in 24 months	Total	Change since previous quarter
Quarter ending September 2016	3,059	
Quarter ending December 2016	2,927	↓
Quarter ending March 2017	2,807	↓
Quarter ending June 2017	2,692	↓
Quarter ending September 2017	2,579	↓
Variance since September 2016	(15.7%)	↓



ACTIVITY



Month	Adjusted Scheduled Activity (UDA)	
	2017	2018
April	538	198
May	1,563	874
June	2,263	1,617
July	2,894	2,266
August	3,788	3,146
September	4,508	3,533
October	5,361	
November	6,353	
December	7,488	
January	8,208	
February	9,236	
March	10,452	
April	11,448	
May	11,448	
June	11,448	

QUALITY

	Quantity	Base Number	Contract	AT	Region	England
% of FP17s for the same patient ID Re-attending within 3 months - Children	29	351	8.3%	12.2%	12.8%	11.9%
% of FP17s for the same patient ID Re-attending within 3 months - Adults	275	1,127	24.4%	15.5%	16.5%	15.9%
% of FP17s for the same patient ID Re-attending between 3 & 9 months - Children	163	351	46.4%	54.6%	59.7%	58.1%
% of FP17s for the same patient ID Re-attending between 3 & 9 months - Adults	451	1,127	40.0%	50.6%	53.0%	50.6%
% of FP17s for Band 1 Urgent Courses	222	1,252	17.7%	8.9%	9.2%	9.1%
% of FP17s Relating to Free Repair or Replacements	5	1,252	0.4%	1.2%	1.0%	0.8%
% of FP17s Relating to Continuations	35	1,252	2.8%	1.5%	1.2%	1.1%
% of Patients satisfied with the dentistry they have received	6	9	N/A	90.2%	91.6%	91.4%
% of Patients satisfied with the time they had to wait for an appointment	8	9	N/A	86.2%	88.1%	87.7%

* This is based on patients treated on this contract for their most recent course of treatment. Figures in italics indicate the base number of FP17s or Patient Questionnaire responses are less than 100. N/A is shown where the base number of responses is less than 10 during the period. % is calculated as Quantity/Base number*100

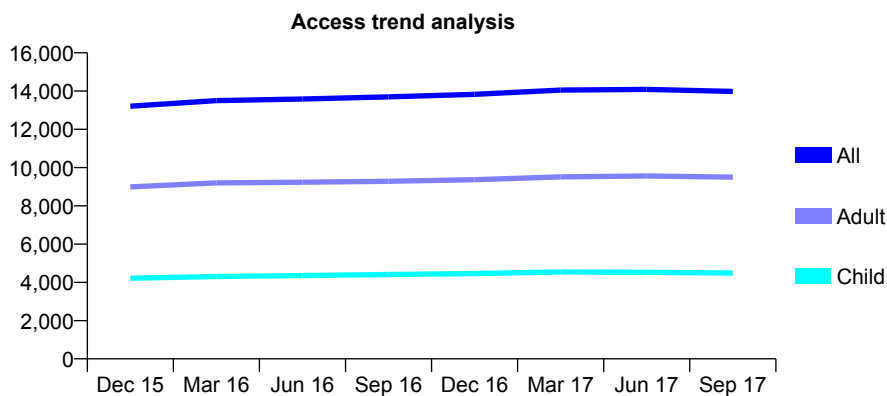
Q45 - Vital Signs At a Glance Contract Report for 569992/0001 - September 2017

Name or company name	Mr Michael Stanley Hulley
Contract type name	GDS Contract
Purpose of contract	General
Contract start date	01/04/2006
Contract end date	

17/18 Contracted general activity (UDA)	42,999
Carry forward general activity (UDA)	1,148
17/18 Contracted orthodontic activity (UOA)	0
Carry forward orthodontic activity (UOA)	0
Baseline contract value	£1,042,522.98

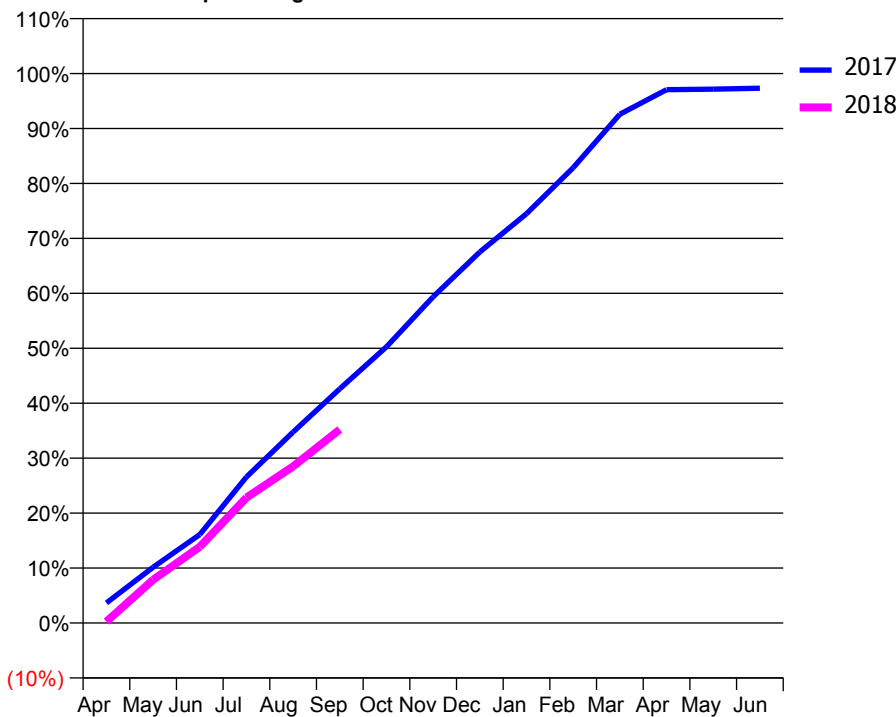
ACCESS*

Patients seen in 24 months	Total	Change since previous quarter
Quarter ending September 2016	13,693	
Quarter ending December 2016	13,826	→
Quarter ending March 2017	14,054	→
Quarter ending June 2017	14,085	→
Quarter ending September 2017	13,983	→
Variance since September 2016	2.1%	↑



ACTIVITY

Cumulative percentage of contracted UDA delivered 2017 & 2018



Adjusted Scheduled Activity (UDA)

Month	2017	2018
April	1,567	110
May	4,363	3,389
June	6,920	5,967
July	11,435	9,812
August	14,947	12,251
September	18,332	15,141
October	21,620	
November	25,528	
December	29,033	
January	32,025	
February	35,625	
March	39,816	
April	41,729	
May	41,775	
June	41,851	

QUALITY

	Quantity	Base Number	Contract	AT	Region	England
% of FP17s for the same patient ID Re-attending within 3 months - Children	281	3,462	8.1%	12.2%	12.8%	11.9%
% of FP17s for the same patient ID Re-attending within 3 months - Adults	942	6,041	15.6%	15.5%	16.5%	15.9%
% of FP17s for the same patient ID Re-attending between 3 & 9 months - Children	2,255	3,462	65.1%	54.6%	59.7%	58.1%
% of FP17s for the same patient ID Re-attending between 3 & 9 months - Adults	3,091	6,041	51.2%	50.6%	53.0%	50.6%
% of FP17s for Band 1 Urgent Courses	1,150	8,598	13.4%	8.9%	9.2%	9.1%
% of FP17s Relating to Free Repair or Replacements	334	8,598	3.9%	1.2%	1.0%	0.8%
% of FP17s Relating to Continuations	91	8,598	1.1%	1.5%	1.2%	1.1%
% of Patients satisfied with the dentistry they have received	16	18	88.9%	90.2%	91.6%	91.4%
% of Patients satisfied with the time they had to wait for an appointment	18	18	100.0%	86.2%	88.1%	87.7%

* This is based on patients treated on this contract for their most recent course of treatment. Figures in italics indicate the base number of FP17s or Patient Questionnaire responses are less than 100. N/A is shown where the base number of responses is less than 10 during the period. % is calculated as Quantity/Base number*100

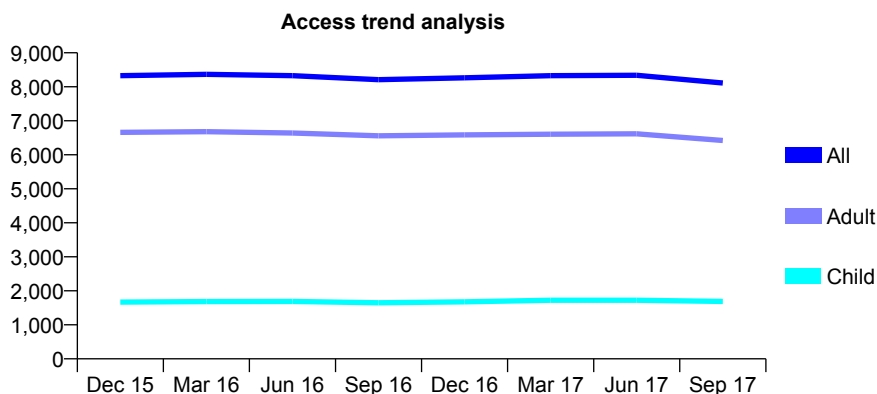
Q45 - Vital Signs At a Glance Contract Report for 572926/0001 - September 2017

Name or company name	Avante Dental Care Partnership
Contract type name	GDS Contract
Purpose of contract	General and Orthodontic
Contract start date	01/04/2006
Contract end date	

17/18 Contracted general activity (UDA)	27,440
Carry forward general activity (UDA)	0
17/18 Contracted orthodontic activity (UOA)	274
Carry forward orthodontic activity (UOA)	0
Baseline contract value	£674,104.22

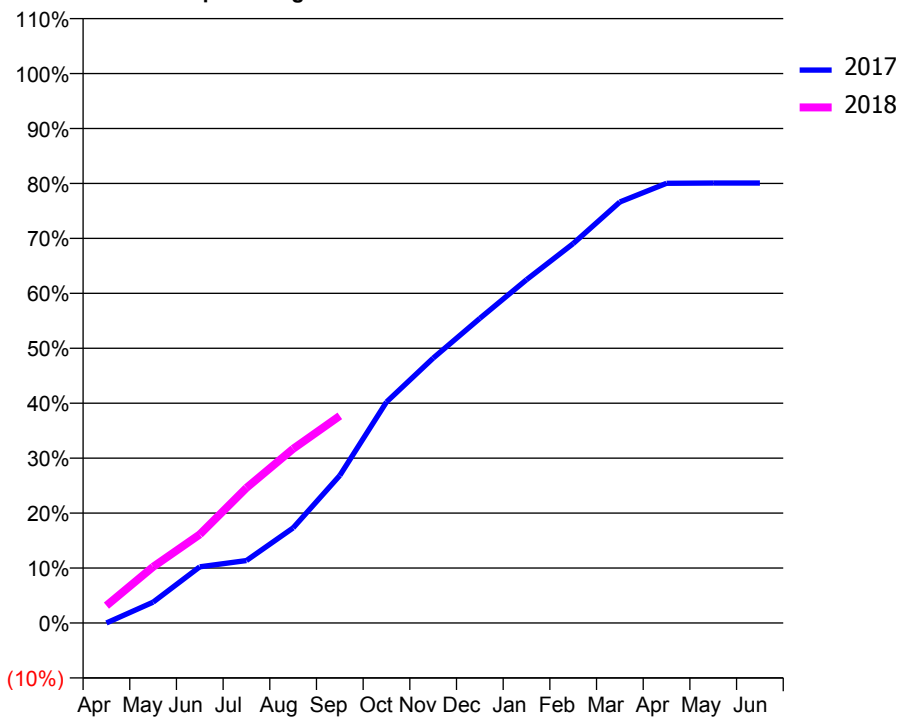
ACCESS*

Patients seen in 24 months	Total	Change since previous quarter
Quarter ending September 2016	8,209	
Quarter ending December 2016	8,266	→
Quarter ending March 2017	8,326	→
Quarter ending June 2017	8,339	→
Quarter ending September 2017	8,111	↓
Variance since September 2016	(1.2%)	↓



ACTIVITY

Cumulative percentage of contracted UDA delivered 2017 & 2018



Month	Adjusted Scheduled Activity (UDA)	
	2017	2018
April	0	866
May	1,043	2,808
June	2,804	4,426
July	3,121	6,751
August	4,748	8,697
September	7,369	10,345
October	11,038	
November	13,227	
December	15,210	
January	17,140	
February	18,946	
March	21,025	
April	21,957	
May	21,969	
June	21,969	

QUALITY

	Quantity	Base Number	Contract	AT	Region	England
% of FP17s for the same patient ID Re-attending within 3 months - Children	102	1,328	7.7%	12.2%	12.8%	11.9%
% of FP17s for the same patient ID Re-attending within 3 months - Adults	632	4,762	13.3%	15.5%	16.5%	15.9%
% of FP17s for the same patient ID Re-attending between 3 & 9 months - Children	904	1,328	68.1%	54.6%	59.7%	58.1%
% of FP17s for the same patient ID Re-attending between 3 & 9 months - Adults	3,144	4,762	66.0%	50.6%	53.0%	50.6%
% of FP17s for Band 1 Urgent Courses	306	5,608	5.5%	8.9%	9.2%	9.1%
% of FP17s Relating to Free Repair or Replacements	45	5,608	0.8%	1.2%	1.0%	0.8%
% of FP17s Relating to Continuations	132	5,608	2.4%	1.5%	1.2%	1.1%
% of Patients satisfied with the dentistry they have received	27	28	96.4%	90.2%	91.6%	91.4%
% of Patients satisfied with the time they had to wait for an appointment	24	28	85.7%	86.2%	88.1%	87.7%

* This is based on patients treated on this contract for their most recent course of treatment. Figures in italics indicate the base number of FP17s or Patient Questionnaire responses are less than 100. N/A is shown where the base number of responses is less than 10 during the period. % is calculated as Quantity/Base number*100

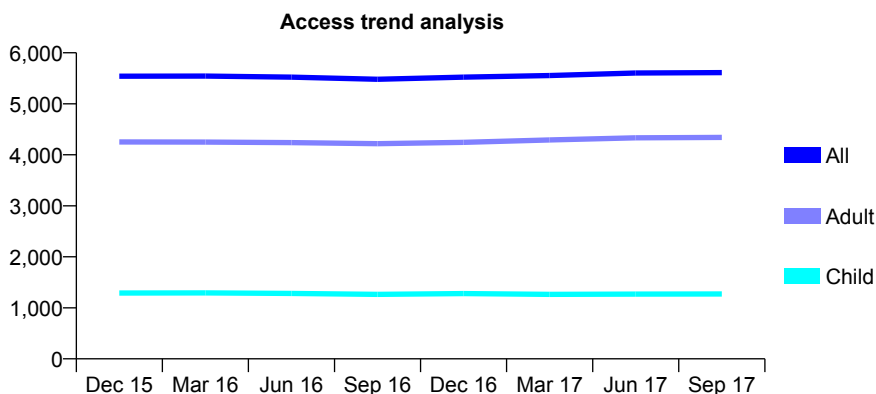
Q45 - Vital Signs At a Glance Contract Report for 576549/0001 - September 2017

Name or company name	Ashby and Atkinson
Contract type name	GDS Contract
Purpose of contract	General
Contract start date	01/04/2006
Contract end date	

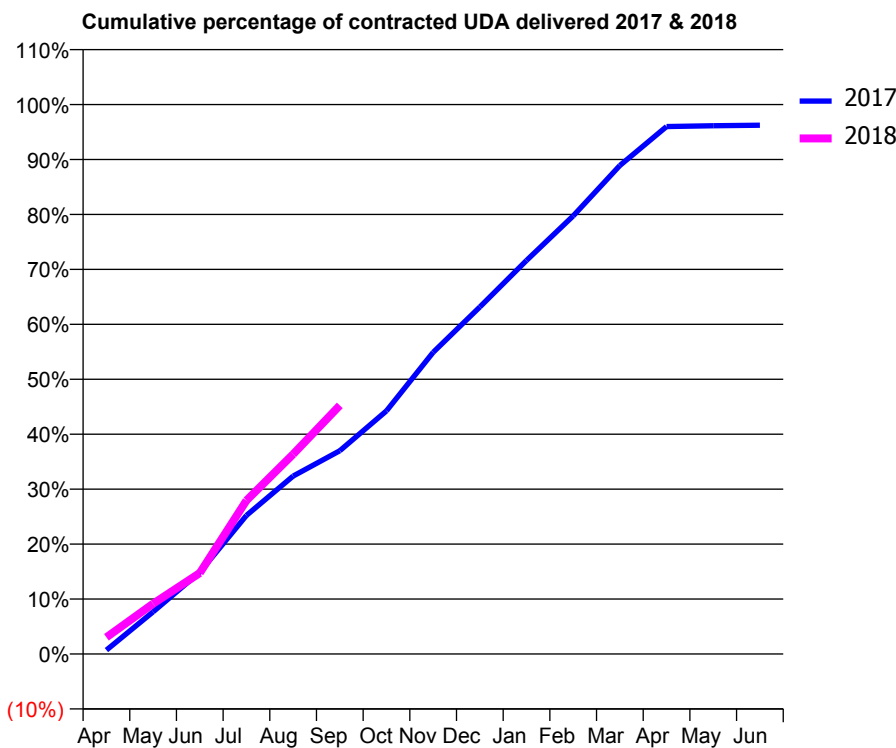
17/18 Contracted general activity (UDA)	13,993
Carry forward general activity (UDA)	0
17/18 Contracted orthodontic activity (UOA)	0
Carry forward orthodontic activity (UOA)	0
Baseline contract value	£389,648.86

ACCESS*

Patients seen in 24 months	Total	Change since previous quarter
Quarter ending September 2016	5,481	
Quarter ending December 2016	5,524	→
Quarter ending March 2017	5,555	→
Quarter ending June 2017	5,603	→
Quarter ending September 2017	5,613	→
Variance since September 2016	2.4%	↑



ACTIVITY



Month	Adjusted Scheduled Activity (UDA)	
	2017	2018
April	101	425
May	1,076	1,283
June	2,082	2,064
July	3,529	3,912
August	4,533	5,088
September	5,177	6,332
October	6,190	
November	7,684	
December	8,838	
January	10,021	
February	11,156	
March	12,441	
April	13,431	
May	13,451	
June	13,464	

QUALITY

	Quantity	Base Number	Contract	AT	Region	England
% of FP17s for the same patient ID Re-attending within 3 months - Children	73	1,049	7.0%	12.2%	12.8%	11.9%
% of FP17s for the same patient ID Re-attending within 3 months - Adults	434	2,932	14.8%	15.5%	16.5%	15.9%
% of FP17s for the same patient ID Re-attending between 3 & 9 months - Children	673	1,049	64.2%	54.6%	59.7%	58.1%
% of FP17s for the same patient ID Re-attending between 3 & 9 months - Adults	1,335	2,932	45.5%	50.6%	53.0%	50.6%
% of FP17s for Band 1 Urgent Courses	222	3,147	7.1%	8.9%	9.2%	9.1%
% of FP17s Relating to Free Repair or Replacements	51	3,147	1.6%	1.2%	1.0%	0.8%
% of FP17s Relating to Continuations	52	3,147	1.7%	1.5%	1.2%	1.1%
% of Patients satisfied with the dentistry they have received	14	16	87.5%	90.2%	91.6%	91.4%
% of Patients satisfied with the time they had to wait for an appointment	13	16	81.3%	86.2%	88.1%	87.7%

* This is based on patients treated on this contract for their most recent course of treatment. Figures in italics indicate the base number of FP17s or Patient Questionnaire responses are less than 100. N/A is shown where the base number of responses is less than 10 during the period. % is calculated as Quantity/Base number*100

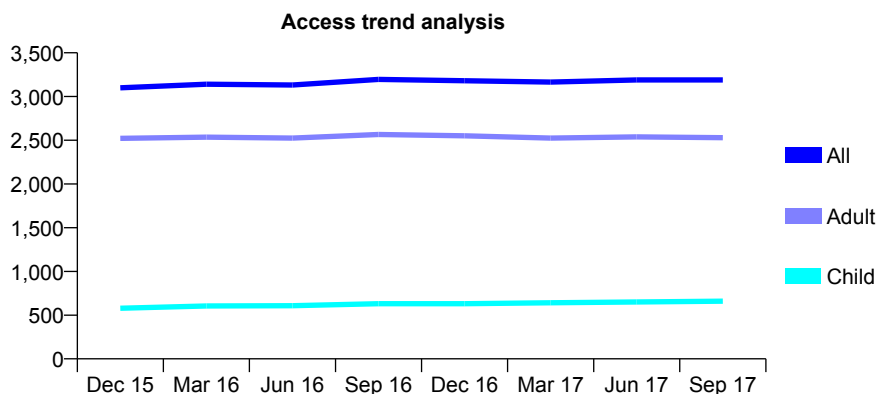
Q45 - Vital Signs At a Glance Contract Report for 603252/0001 - September 2017

Name or company name	MRS S BEDI
Contract type name	GDS Contract
Purpose of contract	General
Contract start date	01/01/2011
Contract end date	

17/18 Contracted general activity (UDA)	9,825
Carry forward general activity (UDA)	169
17/18 Contracted orthodontic activity (UOA)	0
Carry forward orthodontic activity (UOA)	0
Baseline contract value	£266,159.80

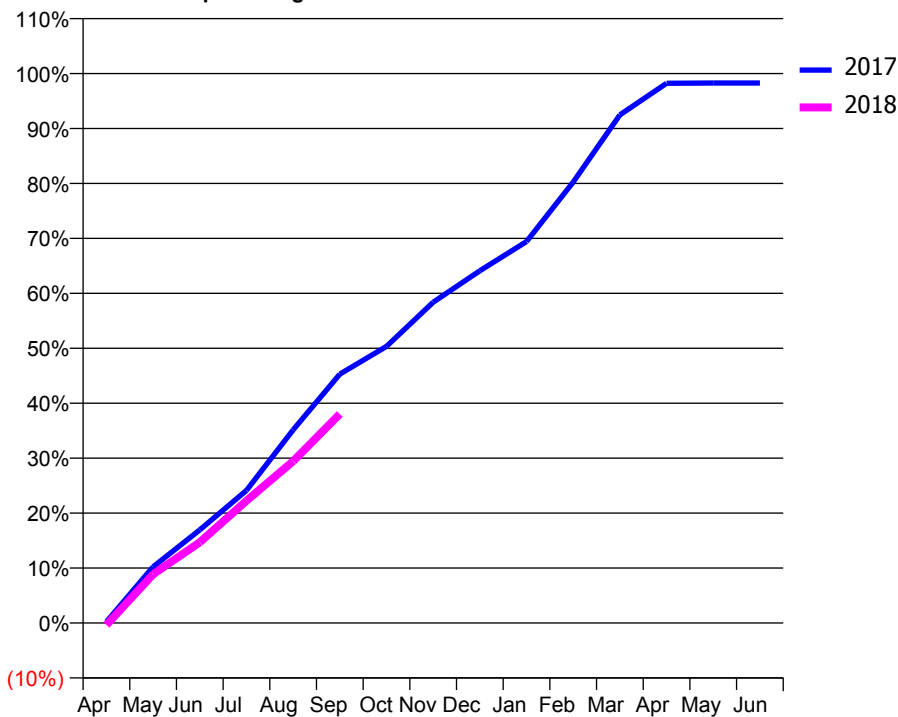
ACCESS*

Patients seen in 24 months	Total	Change since previous quarter
Quarter ending September 2016	3,196	
Quarter ending December 2016	3,181	→
Quarter ending March 2017	3,166	→
Quarter ending June 2017	3,189	→
Quarter ending September 2017	3,189	→
Variance since September 2016	(0.2%)	→



ACTIVITY

Cumulative percentage of contracted UDA delivered 2017 & 2018



QUALITY

	Quantity	Base Number	Contract	AT	Region	England
% of FP17s for the same patient ID Re-attending within 3 months - Children	64	577	11.1%	12.2%	12.8%	11.9%
% of FP17s for the same patient ID Re-attending within 3 months - Adults	260	1,986	13.1%	15.5%	16.5%	15.9%
% of FP17s for the same patient ID Re-attending between 3 & 9 months - Children	372	577	64.5%	54.6%	59.7%	58.1%
% of FP17s for the same patient ID Re-attending between 3 & 9 months - Adults	1,351	1,986	68.0%	50.6%	53.0%	50.6%
% of FP17s for Band 1 Urgent Courses	129	2,305	5.6%	8.9%	9.2%	9.1%
% of FP17s Relating to Free Repair or Replacements	21	2,305	0.9%	1.2%	1.0%	0.8%
% of FP17s Relating to Continuations	28	2,305	1.2%	1.5%	1.2%	1.1%
% of Patients satisfied with the dentistry they have received	40	44	90.9%	90.2%	91.6%	91.4%
% of Patients satisfied with the time they had to wait for an appointment	40	44	90.9%	86.2%	88.1%	87.7%

* This is based on patients treated on this contract for their most recent course of treatment. Figures in italics indicate the base number of FP17s or Patient Questionnaire responses are less than 100. N/A is shown where the base number of responses is less than 10 during the period. % is calculated as Quantity/Base number*100

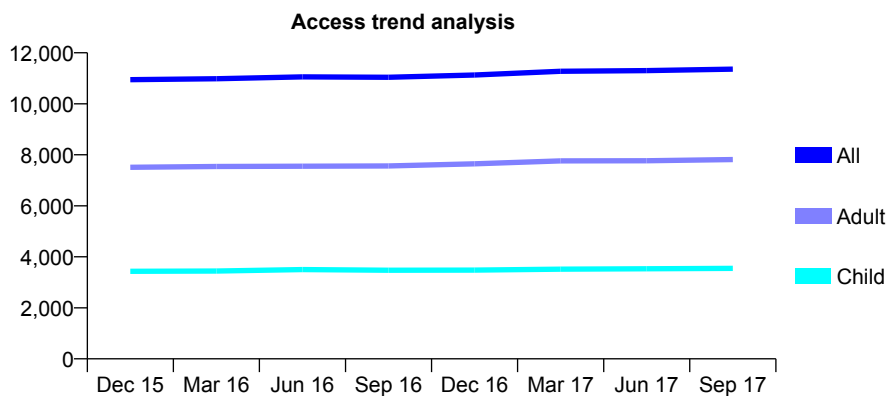
Q45 - Vital Signs At a Glance Contract Report for 629758/0001 - September 2017

Name or company name	MISS HJ ALMOND
Contract type name	GDS Contract
Purpose of contract	General
Contract start date	01/04/2006
Contract end date	

17/18 Contracted general activity (UDA)	35,817
Carry forward general activity (UDA)	-399
17/18 Contracted orthodontic activity (UOA)	0
Carry forward orthodontic activity (UOA)	0
Baseline contract value	£959,781.29

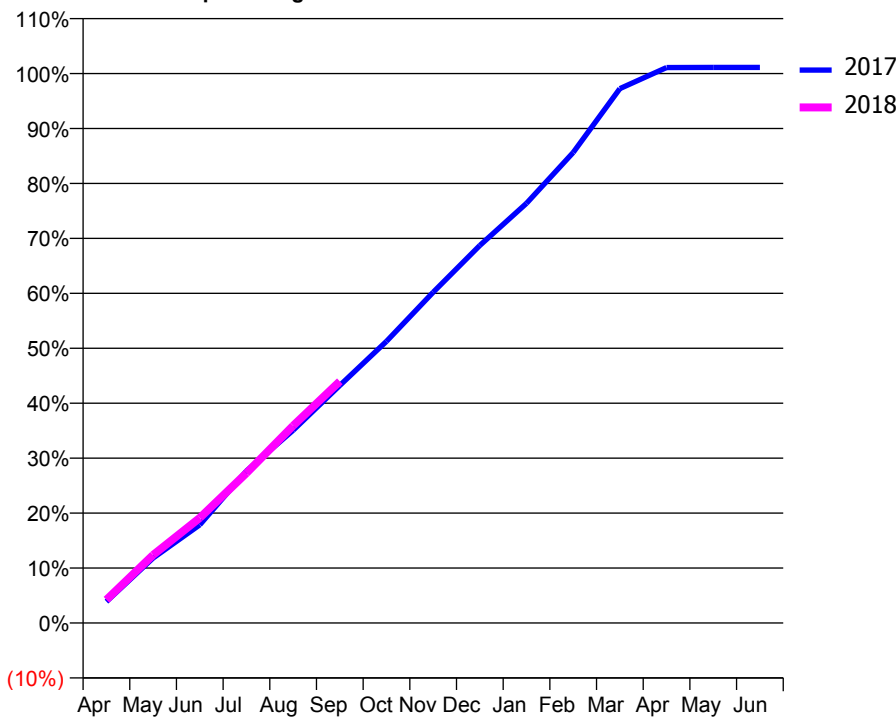
ACCESS*

Patients seen in 24 months	Total	Change since previous quarter
Quarter ending September 2016	11,041	
Quarter ending December 2016	11,127	→
Quarter ending March 2017	11,276	→
Quarter ending June 2017	11,300	→
Quarter ending September 2017	11,362	→
Variance since September 2016	2.9%	↑



ACTIVITY

Cumulative percentage of contracted UDA delivered 2017 & 2018



Month	Adjusted Scheduled Activity (UDA)	
	2017	2018
April	1,396	1,518
May	4,238	4,441
June	6,400	6,850
July	9,908	9,770
August	12,557	12,859
September	15,476	15,751
October	18,352	
November	21,552	
December	24,597	
January	27,347	
February	30,652	
March	34,817	
April	36,192	
May	36,199	
June	36,199	

QUALITY

	Quantity	Base Number	Contract	AT	Region	England
% of FP17s for the same patient ID Re-attending within 3 months - Children	224	2,455	9.1%	12.2%	12.8%	11.9%
% of FP17s for the same patient ID Re-attending within 3 months - Adults	786	5,217	15.1%	15.5%	16.5%	15.9%
% of FP17s for the same patient ID Re-attending between 3 & 9 months - Children	1,349	2,455	54.9%	54.6%	59.7%	58.1%
% of FP17s for the same patient ID Re-attending between 3 & 9 months - Adults	2,826	5,217	54.2%	50.6%	53.0%	50.6%
% of FP17s for Band 1 Urgent Courses	344	6,507	5.3%	8.9%	9.2%	9.1%
% of FP17s Relating to Free Repair or Replacements	150	6,507	2.3%	1.2%	1.0%	0.8%
% of FP17s Relating to Continuations	175	6,507	2.7%	1.5%	1.2%	1.1%
% of Patients satisfied with the dentistry they have received	21	24	87.5%	90.2%	91.6%	91.4%
% of Patients satisfied with the time they had to wait for an appointment	21	24	87.5%	86.2%	88.1%	87.7%

* This is based on patients treated on this contract for their most recent course of treatment. Figures in italics indicate the base number of FP17s or Patient Questionnaire responses are less than 100. N/A is shown where the base number of responses is less than 10 during the period. % is calculated as Quantity/Base number*100

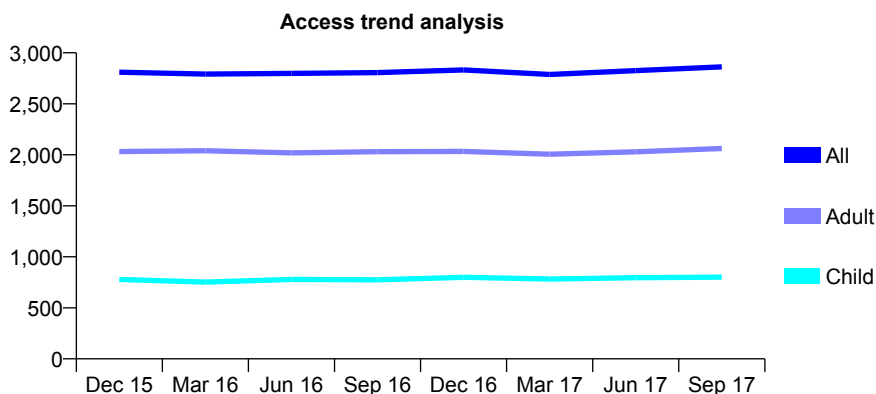
Q45 - Vital Signs At a Glance Contract Report for 630500/0001 - September 2017

Name or company name	MR NP PLAHE
Contract type name	GDS Contract
Purpose of contract	General
Contract start date	01/04/2006
Contract end date	

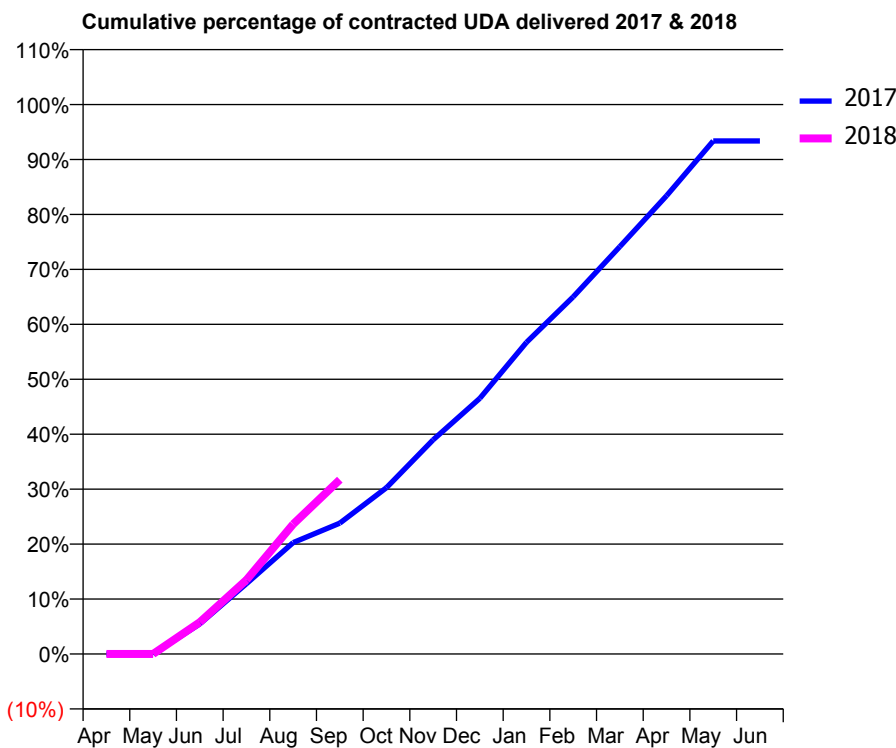
17/18 Contracted general activity (UDA)	7,723
Carry forward general activity (UDA)	0
17/18 Contracted orthodontic activity (UOA)	0
Carry forward orthodontic activity (UOA)	0
Baseline contract value	£182,547.68

ACCESS*

Patients seen in 24 months	Total	Change since previous quarter
Quarter ending September 2016	2,806	
Quarter ending December 2016	2,832	→
Quarter ending March 2017	2,788	↓
Quarter ending June 2017	2,825	→
Quarter ending September 2017	2,862	→
Variance since September 2016	2.0%	→



ACTIVITY



Month	Adjusted Scheduled Activity (UDA)	
	2017	2018
April	0	0
May	0	0
June	422	447
July	988	1,041
August	1,567	1,824
September	1,839	2,450
October	2,338	
November	3,012	
December	3,594	
January	4,382	
February	5,020	
March	5,727	
April	6,441	
May	7,211	
June	7,211	

QUALITY

	Quantity	Base Number	Contract	AT	Region	England
% of FP17s for the same patient ID Re-attending within 3 months - Children	15	501	3.0%	12.2%	12.8%	11.9%
% of FP17s for the same patient ID Re-attending within 3 months - Adults	180	1,251	14.4%	15.5%	16.5%	15.9%
% of FP17s for the same patient ID Re-attending between 3 & 9 months - Children	198	501	39.5%	54.6%	59.7%	58.1%
% of FP17s for the same patient ID Re-attending between 3 & 9 months - Adults	460	1,251	36.8%	50.6%	53.0%	50.6%
% of FP17s for Band 1 Urgent Courses	47	1,110	4.2%	8.9%	9.2%	9.1%
% of FP17s Relating to Free Repair or Replacements	17	1,110	1.5%	1.2%	1.0%	0.8%
% of FP17s Relating to Continuations	23	1,110	2.1%	1.5%	1.2%	1.1%
% of Patients satisfied with the dentistry they have received	8	9	N/A	90.2%	91.6%	91.4%
% of Patients satisfied with the time they had to wait for an appointment	8	9	N/A	86.2%	88.1%	87.7%

* This is based on patients treated on this contract for their most recent course of treatment. Figures in italics indicate the base number of FP17s or Patient Questionnaire responses are less than 100. N/A is shown where the base number of responses is less than 10 during the period. % is calculated as Quantity/Base number*100

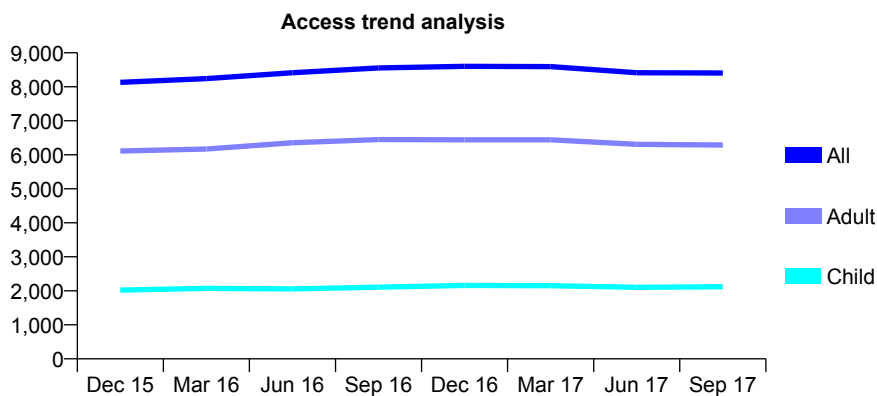
Q45 - Vital Signs At a Glance Contract Report for 636827/0002 - September 2017

Name or company name	MR OS DHANOYA
Contract type name	Pilot Contract
Purpose of contract	General
Contract start date	01/04/2006
Contract end date	

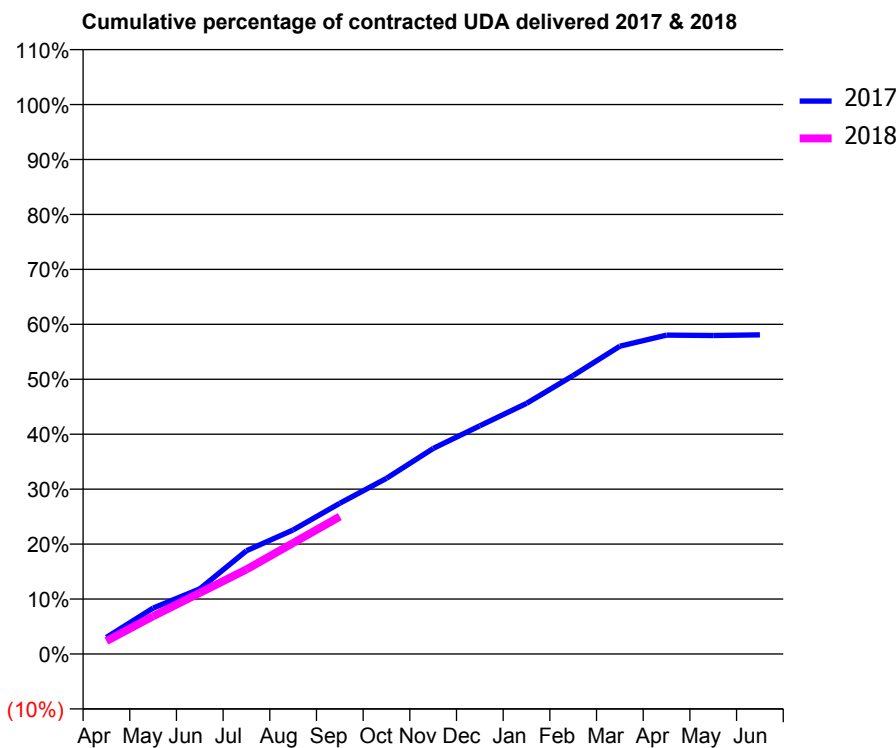
17/18 Contracted general activity (UDA)	30,842
Carry forward general activity (UDA)	0
17/18 Contracted orthodontic activity (UOA)	0
Carry forward orthodontic activity (UOA)	0
Baseline contract value	£873,341.54

ACCESS*

Patients seen in 24 months	Total	Change since previous quarter
Quarter ending September 2016	8,556	
Quarter ending December 2016	8,600	→
Quarter ending March 2017	8,594	→
Quarter ending June 2017	8,412	↓
Quarter ending September 2017	8,406	→
Variance since September 2016	(1.8%)	↓



ACTIVITY



Month	Adjusted Scheduled Activity (UDA)	
	2017	2018
April	931	733
May	2,576	2,125
June	3,653	3,432
July	5,800	4,747
August	6,965	6,231
September	8,459	7,713
October	9,860	
November	11,536	
December	12,813	
January	14,067	
February	15,631	
March	17,281	
April	17,901	
May	17,880	
June	17,911	

QUALITY

	Quantity	Base Number	Contract	AT	Region	England
% of FP17s for the same patient ID Re-attending within 3 months - Children	109	1,474	7.4%	12.2%	12.8%	11.9%
% of FP17s for the same patient ID Re-attending within 3 months - Adults	457	3,610	12.7%	15.5%	16.5%	15.9%
% of FP17s for the same patient ID Re-attending between 3 & 9 months - Children	768	1,474	52.1%	54.6%	59.7%	58.1%
% of FP17s for the same patient ID Re-attending between 3 & 9 months - Adults	1,560	3,610	43.2%	50.6%	53.0%	50.6%
% of FP17s for Band 1 Urgent Courses	387	3,936	9.8%	8.9%	9.2%	9.1%
% of FP17s Relating to Free Repair or Replacements	45	3,936	1.1%	1.2%	1.0%	0.8%
% of FP17s Relating to Continuations	3	3,936	0.1%	1.5%	1.2%	1.1%
% of Patients satisfied with the dentistry they have received	11	12	91.7%	90.2%	91.6%	91.4%
% of Patients satisfied with the time they had to wait for an appointment	11	12	91.7%	86.2%	88.1%	87.7%

* This is based on patients treated on this contract for their most recent course of treatment. Figures in italics indicate the base number of FP17s or Patient Questionnaire responses are less than 100. N/A is shown where the base number of responses is less than 10 during the period. % is calculated as Quantity/Base number*100

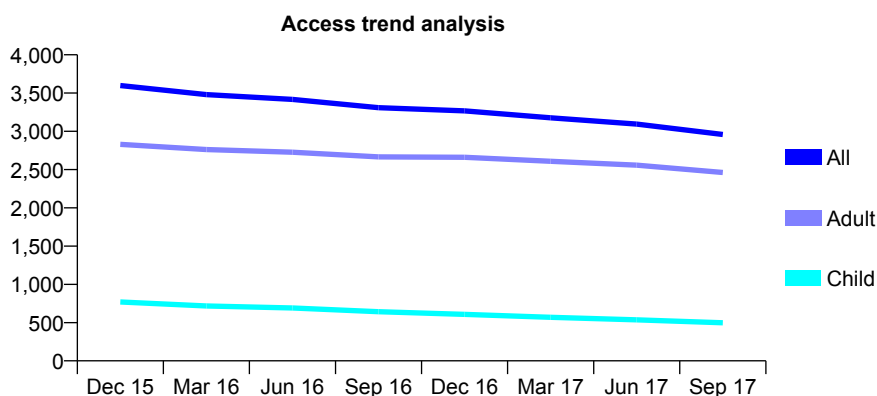
Q45 - Vital Signs At a Glance Contract Report for 642304/0001 - September 2017

Name or company name	MISS K HORNE
Contract type name	GDS Contract
Purpose of contract	General
Contract start date	01/04/2006
Contract end date	

17/18 Contracted general activity (UDA)	12,954
Carry forward general activity (UDA)	0
17/18 Contracted orthodontic activity (UOA)	0
Carry forward orthodontic activity (UOA)	0
Baseline contract value	£298,959.09

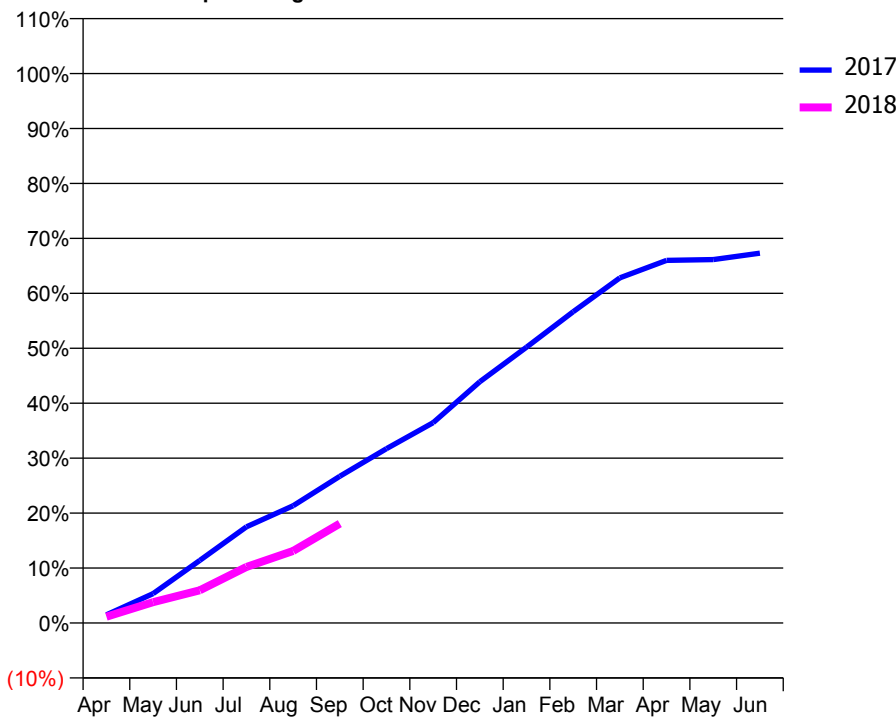
ACCESS*

Patients seen in 24 months	Total	Change since previous quarter
Quarter ending September 2016	3,309	
Quarter ending December 2016	3,267	↓
Quarter ending March 2017	3,177	↓
Quarter ending June 2017	3,094	↓
Quarter ending September 2017	2,959	↓
Variance since September 2016	(10.6%)	↓



ACTIVITY

Cumulative percentage of contracted UDA delivered 2017 & 2018



Adjusted Scheduled Activity (UDA)

Month	2017	2018
April	195	148
May	694	493
June	1,476	770
July	2,268	1,322
August	2,764	1,700
September	3,460	2,343
October	4,111	
November	4,725	
December	5,688	
January	6,502	
February	7,338	
March	8,136	
April	8,550	
May	8,568	
June	8,719	

QUALITY

	Quantity	Base Number	Contract	AT	Region	England
% of FP17s for the same patient ID Re-attending within 3 months - Children	23	220	10.5%	12.2%	12.8%	11.9%
% of FP17s for the same patient ID Re-attending within 3 months - Adults	131	880	14.9%	15.5%	16.5%	15.9%
% of FP17s for the same patient ID Re-attending between 3 & 9 months - Children	48	220	21.8%	54.6%	59.7%	58.1%
% of FP17s for the same patient ID Re-attending between 3 & 9 months - Adults	198	880	22.5%	50.6%	53.0%	50.6%
% of FP17s for Band 1 Urgent Courses	186	887	21.0%	8.9%	9.2%	9.1%
% of FP17s Relating to Free Repair or Replacements	27	887	3.0%	1.2%	1.0%	0.8%
% of FP17s Relating to Continuations	23	887	2.6%	1.5%	1.2%	1.1%
% of Patients satisfied with the dentistry they have received	12	12	100.0%	90.2%	91.6%	91.4%
% of Patients satisfied with the time they had to wait for an appointment	11	12	91.7%	86.2%	88.1%	87.7%

* This is based on patients treated on this contract for their most recent course of treatment. Figures in italics indicate the base number of FP17s or Patient Questionnaire responses are less than 100. N/A is shown where the base number of responses is less than 10 during the period. % is calculated as Quantity/Base number*100

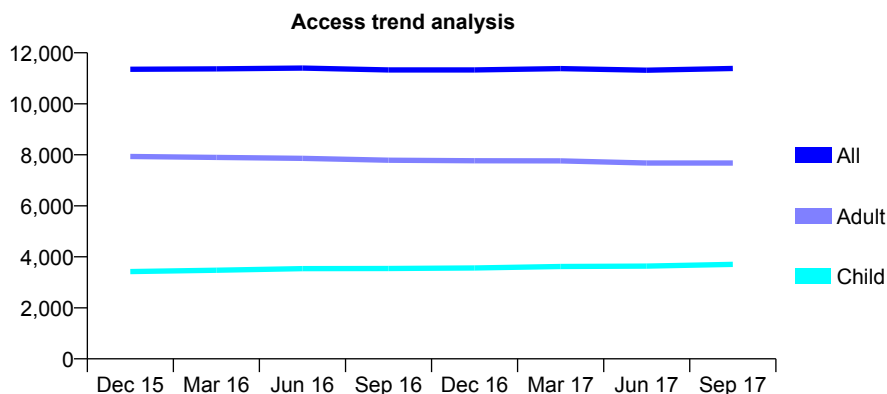
Q45 - Vital Signs At a Glance Contract Report for 650676/0001 - September 2017

Name or company name	MR PA AVERLEY
Contract type name	GDS Contract
Purpose of contract	General and Orthodontic
Contract start date	01/04/2006
Contract end date	

17/18 Contracted general activity (UDA)	44,674
Carry forward general activity (UDA)	0
17/18 Contracted orthodontic activity (UOA)	578
Carry forward orthodontic activity (UOA)	0
Baseline contract value	£1,461,078.22

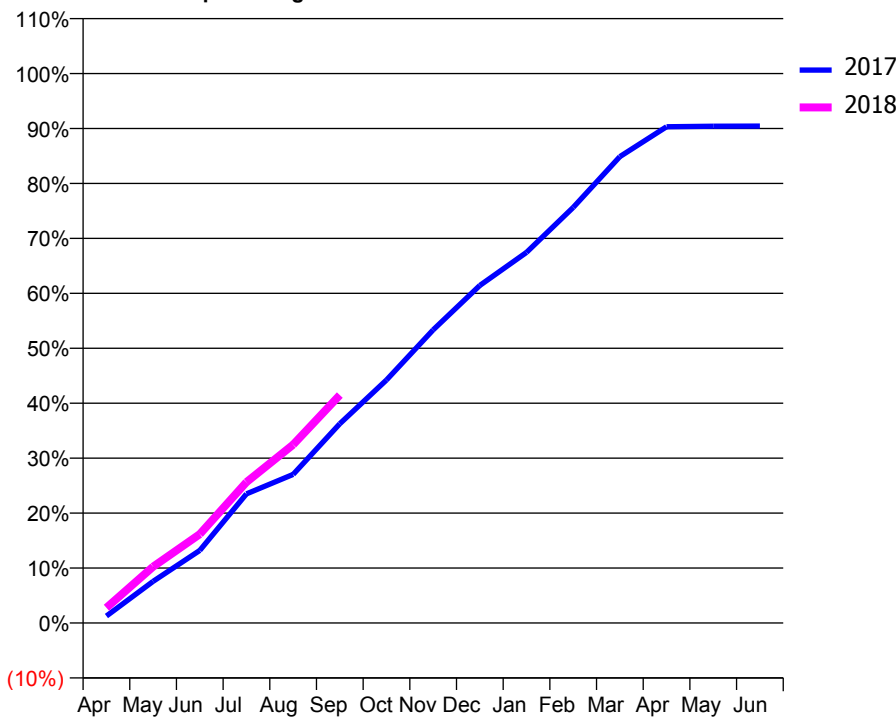
ACCESS*

Patients seen in 24 months	Total	Change since previous quarter
Quarter ending September 2016	11,329	
Quarter ending December 2016	11,326	→
Quarter ending March 2017	11,383	→
Quarter ending June 2017	11,319	→
Quarter ending September 2017	11,385	→
Variance since September 2016	0.5%	→



ACTIVITY

Cumulative percentage of contracted UDA delivered 2017 & 2018



Month	Adjusted Scheduled Activity (UDA)	
	2017	2018
April	569	1,244
May	3,388	4,582
June	5,904	7,227
July	10,498	11,459
August	12,077	14,496
September	16,201	18,530
October	19,759	
November	23,835	
December	27,448	
January	30,128	
February	33,786	
March	37,919	
April	40,343	
May	40,390	
June	40,404	

QUALITY

	Quantity	Base Number	Contract	AT	Region	England
% of FP17s for the same patient ID Re-attending within 3 months - Children	285	3,361	8.5%	12.2%	12.8%	11.9%
% of FP17s for the same patient ID Re-attending within 3 months - Adults	963	6,886	14.0%	15.5%	16.5%	15.9%
% of FP17s for the same patient ID Re-attending between 3 & 9 months - Children	2,066	3,361	61.5%	54.6%	59.7%	58.1%
% of FP17s for the same patient ID Re-attending between 3 & 9 months - Adults	4,407	6,886	64.0%	50.6%	53.0%	50.6%
% of FP17s for Band 1 Urgent Courses	568	9,237	6.1%	8.9%	9.2%	9.1%
% of FP17s Relating to Free Repair or Replacements	94	9,237	1.0%	1.2%	1.0%	0.8%
% of FP17s Relating to Continuations	141	9,237	1.5%	1.5%	1.2%	1.1%
% of Patients satisfied with the dentistry they have received	36	37	97.3%	90.2%	91.6%	91.4%
% of Patients satisfied with the time they had to wait for an appointment	33	37	89.2%	86.2%	88.1%	87.7%

* This is based on patients treated on this contract for their most recent course of treatment. Figures in italics indicate the base number of FP17s or Patient Questionnaire responses are less than 100. N/A is shown where the base number of responses is less than 10 during the period. % is calculated as Quantity/Base number*100

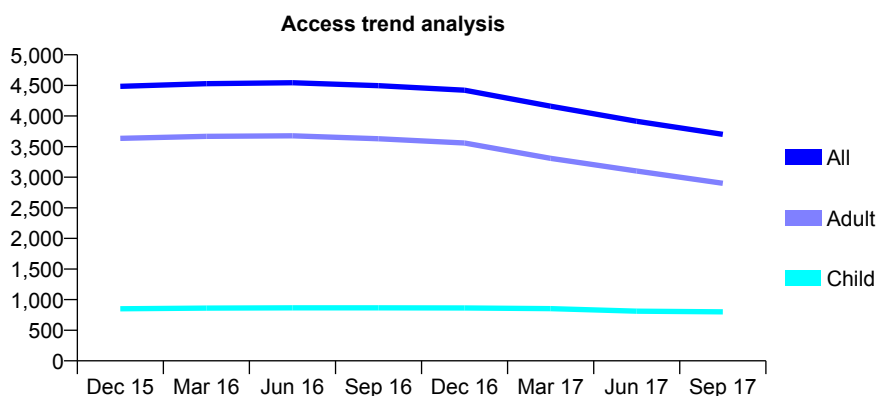
Q45 - Vital Signs At a Glance Contract Report for 652660/0001 - September 2017

Name or company name	MR LG ROBSON
Contract type name	GDS Contract
Purpose of contract	General
Contract start date	01/04/2006
Contract end date	

17/18 Contracted general activity (UDA)	13,861
Carry forward general activity (UDA)	0
17/18 Contracted orthodontic activity (UOA)	0
Carry forward orthodontic activity (UOA)	0
Baseline contract value	£361,615.51

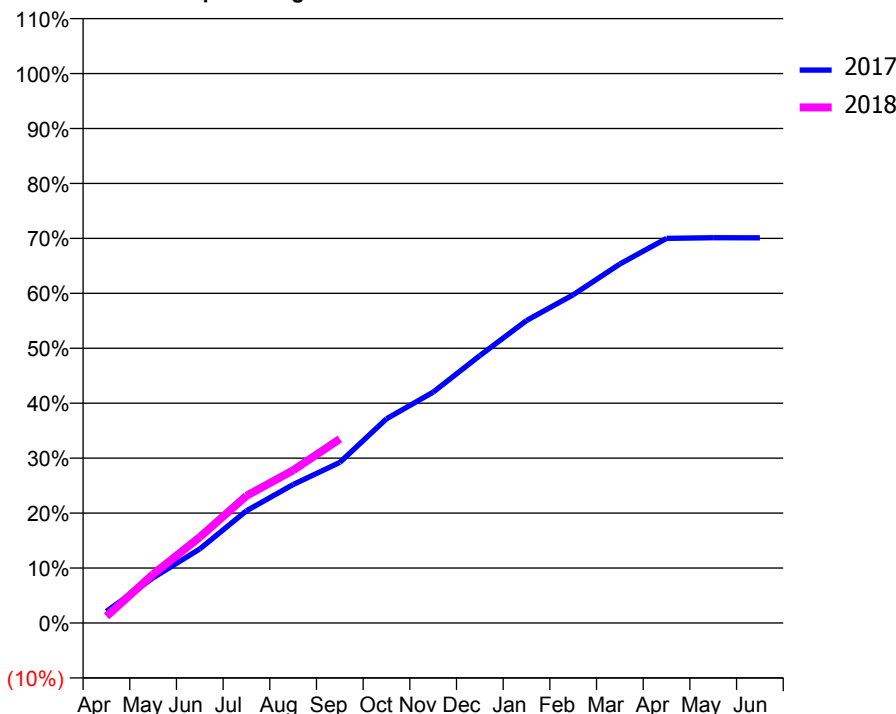
ACCESS*

Patients seen in 24 months	Total	Change since previous quarter
Quarter ending September 2016	4,495	
Quarter ending December 2016	4,422	↓
Quarter ending March 2017	4,161	↓
Quarter ending June 2017	3,914	↓
Quarter ending September 2017	3,701	↓
Variance since September 2016	(17.7%)	↓



ACTIVITY

Cumulative percentage of contracted UDA delivered 2017 & 2018



Adjusted Scheduled Activity (UDA)

Month	2017	2018
April	325	171
May	1,265	1,233
June	2,072	2,167
July	3,137	3,211
August	3,871	3,854
September	4,492	4,644
October	5,709	
November	6,455	
December	7,475	
January	8,457	
February	9,176	
March	10,037	
April	10,751	
May	10,771	
June	10,769	

QUALITY

	Quantity	Base Number	Contract	AT	Region	England
% of FP17s for the same patient ID Re-attending within 3 months - Children	50	539	9.3%	12.2%	12.8%	11.9%
% of FP17s for the same patient ID Re-attending within 3 months - Adults	329	1,917	17.2%	15.5%	16.5%	15.9%
% of FP17s for the same patient ID Re-attending between 3 & 9 months - Children	311	539	57.7%	54.6%	59.7%	58.1%
% of FP17s for the same patient ID Re-attending between 3 & 9 months - Adults	1,062	1,917	55.4%	50.6%	53.0%	50.6%
% of FP17s for Band 1 Urgent Courses	256	2,124	12.1%	8.9%	9.2%	9.1%
% of FP17s Relating to Free Repair or Replacements	81	2,124	3.8%	1.2%	1.0%	0.8%
% of FP17s Relating to Continuations	28	2,124	1.3%	1.5%	1.2%	1.1%
% of Patients satisfied with the dentistry they have received	13	14	92.9%	90.2%	91.6%	91.4%
% of Patients satisfied with the time they had to wait for an appointment	11	14	78.6%	86.2%	88.1%	87.7%

* This is based on patients treated on this contract for their most recent course of treatment. Figures in italics indicate the base number of FP17s or Patient Questionnaire responses are less than 100. N/A is shown where the base number of responses is less than 10 during the period. % is calculated as Quantity/Base number*100

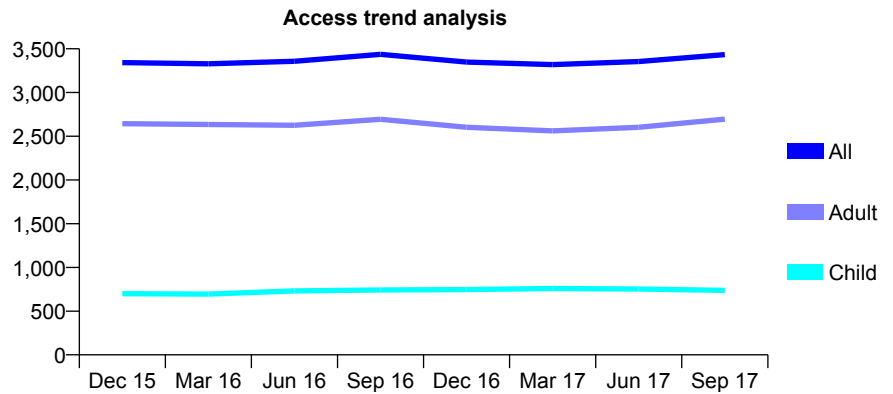
Q45 - Vital Signs At a Glance Contract Report for 658340/0001 - September 2017

Name or company name	MR MF BARNETT
Contract type name	GDS Contract
Purpose of contract	General and Orthodontic
Contract start date	01/04/2006
Contract end date	

17/18 Contracted general activity (UDA)	10,890
Carry forward general activity (UDA)	-73
17/18 Contracted orthodontic activity (UOA)	6
Carry forward orthodontic activity (UOA)	0
Baseline contract value	£326,478.88

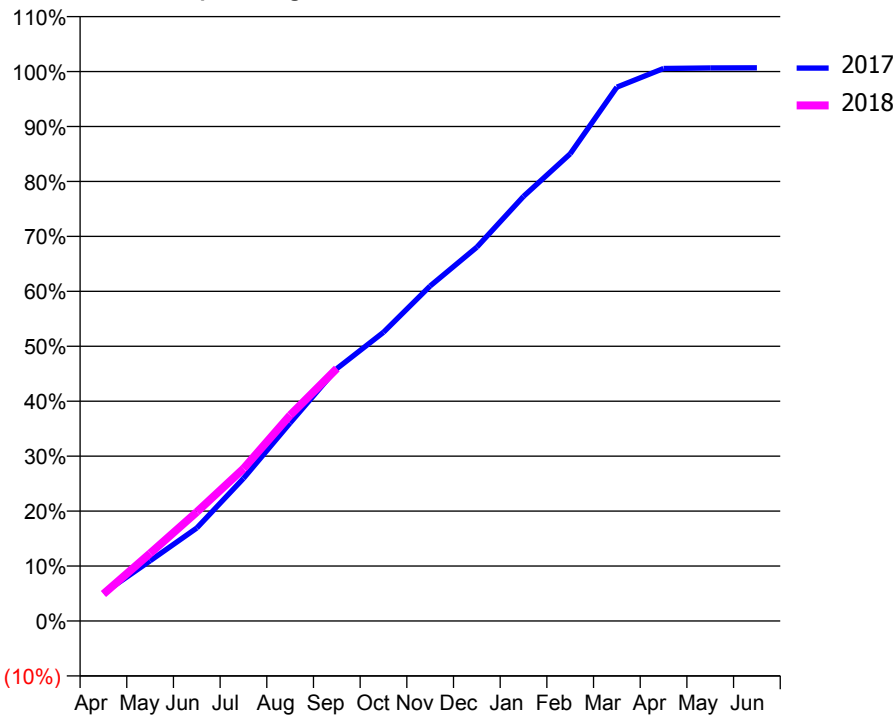
ACCESS*

Patients seen in 24 months	Total	Change since previous quarter
Quarter ending September 2016	3,436	
Quarter ending December 2016	3,348	↓
Quarter ending March 2017	3,320	→
Quarter ending June 2017	3,355	→
Quarter ending September 2017	3,434	↑
Variance since September 2016	(0.1%)	→



ACTIVITY

Cumulative percentage of contracted UDA delivered 2017 & 2018



Month	Adjusted Scheduled Activity (UDA)	
	2017	2018
April	551	534
May	1,194	1,342
June	1,843	2,160
July	2,825	3,019
August	3,925	4,079
September	5,002	5,004
October	5,722	
November	6,639	
December	7,408	
January	8,416	
February	9,260	
March	10,580	
April	10,951	
May	10,960	
June	10,963	

QUALITY

	Quantity	Base Number	Contract	AT	Region	England
% of FP17s for the same patient ID Re-attending within 3 months - Children	23	685	3.4%	12.2%	12.8%	11.9%
% of FP17s for the same patient ID Re-attending within 3 months - Adults	189	2,187	8.6%	15.5%	16.5%	15.9%
% of FP17s for the same patient ID Re-attending between 3 & 9 months - Children	358	685	52.3%	54.6%	59.7%	58.1%
% of FP17s for the same patient ID Re-attending between 3 & 9 months - Adults	1,054	2,187	48.2%	50.6%	53.0%	50.6%
% of FP17s for Band 1 Urgent Courses	116	2,396	4.8%	8.9%	9.2%	9.1%
% of FP17s Relating to Free Repair or Replacements	22	2,396	0.9%	1.2%	1.0%	0.8%
% of FP17s Relating to Continuations	46	2,396	1.9%	1.5%	1.2%	1.1%
% of Patients satisfied with the dentistry they have received	13	16	81.3%	90.2%	91.6%	91.4%
% of Patients satisfied with the time they had to wait for an appointment	13	16	81.3%	86.2%	88.1%	87.7%

* This is based on patients treated on this contract for their most recent course of treatment. Figures in italics indicate the base number of FP17s or Patient Questionnaire responses are less than 100. N/A is shown where the base number of responses is less than 10 during the period. % is calculated as Quantity/Base number*100

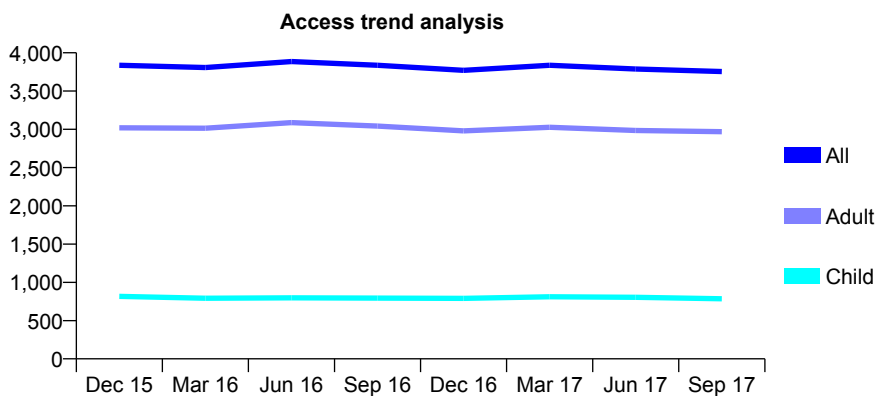
Q45 - Vital Signs At a Glance Contract Report for 661457/0001 - September 2017

Name or company name	MR DM MALPASS
Contract type name	GDS Contract
Purpose of contract	General
Contract start date	01/04/2006
Contract end date	

17/18 Contracted general activity (UDA)	10,000
Carry forward general activity (UDA)	88
17/18 Contracted orthodontic activity (UOA)	0
Carry forward orthodontic activity (UOA)	0
Baseline contract value	£299,953.53

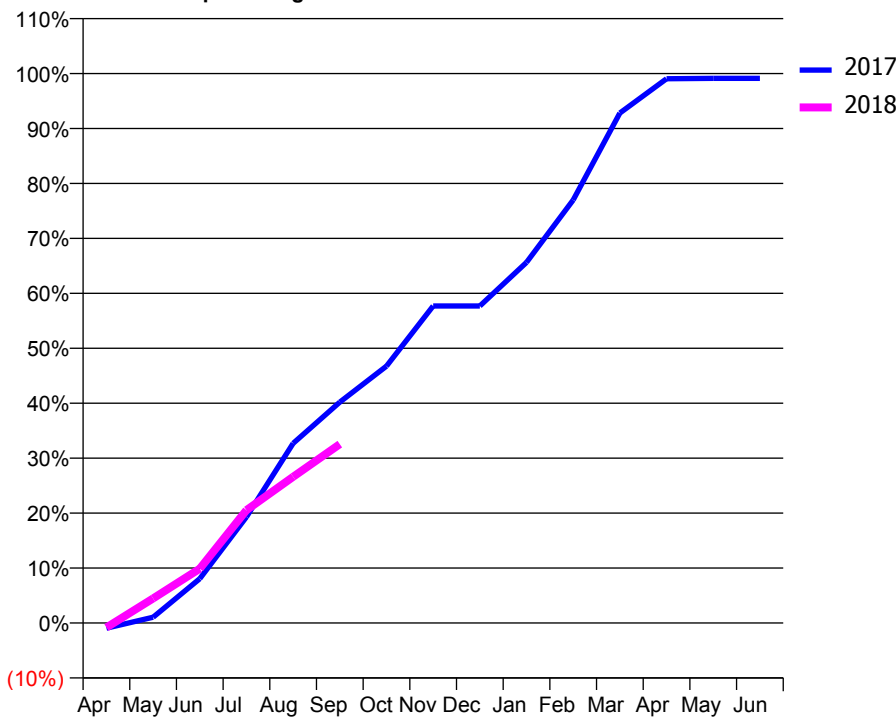
ACCESS*

Patients seen in 24 months	Total	Change since previous quarter
Quarter ending September 2016	3,837	
Quarter ending December 2016	3,770	↓
Quarter ending March 2017	3,837	→
Quarter ending June 2017	3,789	↓
Quarter ending September 2017	3,755	→
Variance since September 2016	(2.1%)	↓



ACTIVITY

Cumulative percentage of contracted UDA delivered 2017 & 2018



Month	Adjusted Scheduled Activity (UDA)	
	2017	2018
April	-95	-84
May	106	449
June	808	988
July	1,930	2,055
August	3,271	2,660
September	4,020	3,256
October	4,676	
November	5,769	
December	5,769	
January	6,562	
February	7,698	
March	9,280	
April	9,904	
May	9,912	
June	9,912	

QUALITY

	Quantity	Base Number	Contract	AT	Region	England
% of FP17s for the same patient ID Re-attending within 3 months - Children	36	479	7.5%	12.2%	12.8%	11.9%
% of FP17s for the same patient ID Re-attending within 3 months - Adults	281	1,792	15.7%	15.5%	16.5%	15.9%
% of FP17s for the same patient ID Re-attending between 3 & 9 months - Children	218	479	45.5%	54.6%	59.7%	58.1%
% of FP17s for the same patient ID Re-attending between 3 & 9 months - Adults	995	1,792	55.5%	50.6%	53.0%	50.6%
% of FP17s for Band 1 Urgent Courses	151	1,738	8.7%	8.9%	9.2%	9.1%
% of FP17s Relating to Free Repair or Replacements	24	1,738	1.4%	1.2%	1.0%	0.8%
% of FP17s Relating to Continuations	18	1,738	1.0%	1.5%	1.2%	1.1%
% of Patients satisfied with the dentistry they have received	16	16	100.0%	90.2%	91.6%	91.4%
% of Patients satisfied with the time they had to wait for an appointment	15	16	93.8%	86.2%	88.1%	87.7%

* This is based on patients treated on this contract for their most recent course of treatment. Figures in italics indicate the base number of FP17s or Patient Questionnaire responses are less than 100. N/A is shown where the base number of responses is less than 10 during the period. % is calculated as Quantity/Base number*100

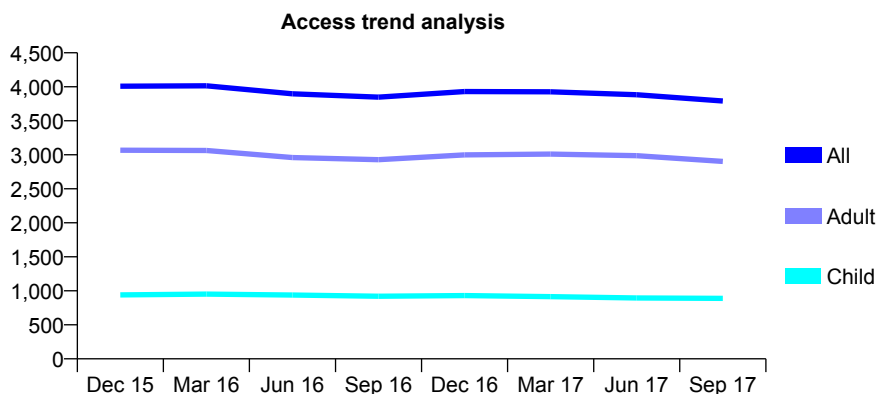
Q45 - Vital Signs At a Glance Contract Report for 661465/0001 - September 2017

Name or company name	MR MA PEARSON
Contract type name	GDS Contract
Purpose of contract	General and Orthodontic
Contract start date	01/04/2006
Contract end date	

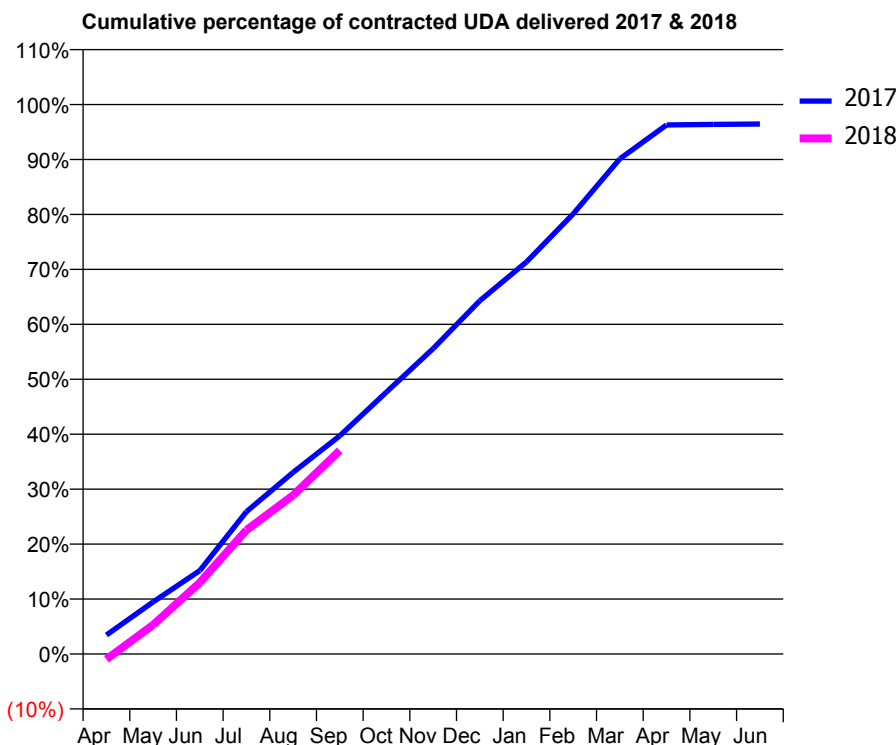
17/18 Contracted general activity (UDA)	15,393
Carry forward general activity (UDA)	547
17/18 Contracted orthodontic activity (UOA)	21
Carry forward orthodontic activity (UOA)	0
Baseline contract value	£464,999.30

ACCESS*

Patients seen in 24 months	Total	Change since previous quarter
Quarter ending September 2016	3,849	
Quarter ending December 2016	3,930	↑
Quarter ending March 2017	3,926	→
Quarter ending June 2017	3,883	↓
Quarter ending September 2017	3,792	↓
Variance since September 2016	(1.5%)	↓



ACTIVITY



Month	Adjusted Scheduled Activity (UDA)	
	2017	2018
April	533	-151
May	1,459	815
June	2,335	2,000
July	3,989	3,473
August	5,089	4,448
September	6,111	5,701
October	7,337	
November	8,557	
December	9,898	
January	10,983	
February	12,330	
March	13,873	
April	14,820	
May	14,837	
June	14,846	

QUALITY

	Quantity	Base Number	Contract	AT	Region	England
% of FP17s for the same patient ID Re-attending within 3 months - Children	30	888	3.4%	12.2%	12.8%	11.9%
% of FP17s for the same patient ID Re-attending within 3 months - Adults	189	2,424	7.8%	15.5%	16.5%	15.9%
% of FP17s for the same patient ID Re-attending between 3 & 9 months - Children	533	888	60.0%	54.6%	59.7%	58.1%
% of FP17s for the same patient ID Re-attending between 3 & 9 months - Adults	1,382	2,424	57.0%	50.6%	53.0%	50.6%
% of FP17s for Band 1 Urgent Courses	104	2,991	3.5%	8.9%	9.2%	9.1%
% of FP17s Relating to Free Repair or Replacements	28	2,991	0.9%	1.2%	1.0%	0.8%
% of FP17s Relating to Continuations	71	2,991	2.4%	1.5%	1.2%	1.1%
% of Patients satisfied with the dentistry they have received	8	8	N/A	90.2%	91.6%	91.4%
% of Patients satisfied with the time they had to wait for an appointment	7	8	N/A	86.2%	88.1%	87.7%

* This is based on patients treated on this contract for their most recent course of treatment. Figures in italics indicate the base number of FP17s or Patient Questionnaire responses are less than 100. N/A is shown where the base number of responses is less than 10 during the period. % is calculated as Quantity/Base number*100

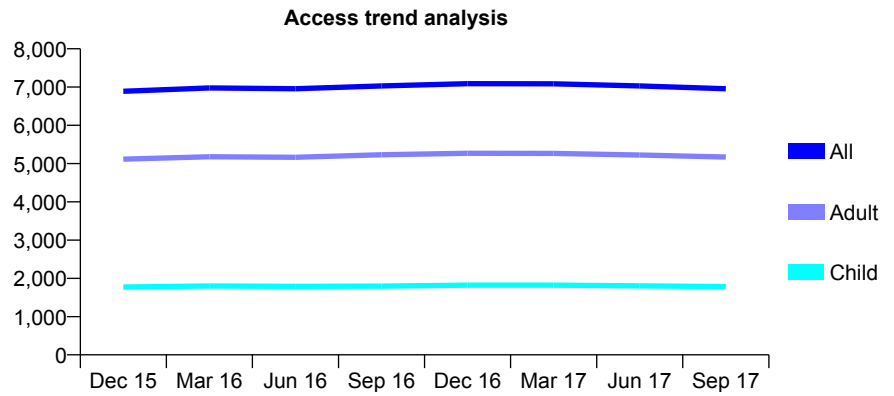
Q45 - Vital Signs At a Glance Contract Report for 675865/0002 - September 2017

Name or company name	MRS M BENNISON
Contract type name	GDS Contract
Purpose of contract	General
Contract start date	01/04/2009
Contract end date	

17/18 Contracted general activity (UDA)	18,165
Carry forward general activity (UDA)	44
17/18 Contracted orthodontic activity (UOA)	0
Carry forward orthodontic activity (UOA)	0
Baseline contract value	£456,949.08

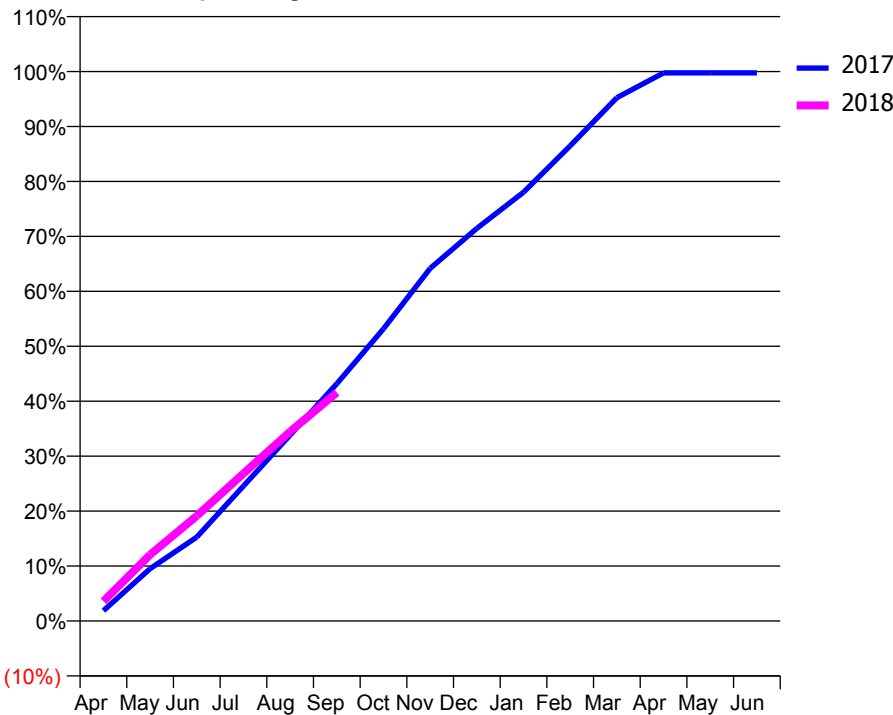
ACCESS*

Patients seen in 24 months	Total	Change since previous quarter
Quarter ending September 2016	7,028	
Quarter ending December 2016	7,089	→
Quarter ending March 2017	7,086	→
Quarter ending June 2017	7,030	→
Quarter ending September 2017	6,955	↓
Variance since September 2016	(1.0%)	↓



ACTIVITY

Cumulative percentage of contracted UDA delivered 2017 & 2018



Month	Adjusted Scheduled Activity (UDA)	
	2017	2018
April	344	655
May	1,732	2,193
June	2,776	3,477
July	4,462	4,878
August	6,146	6,263
September	7,844	7,555
October	9,660	
November	11,658	
December	12,979	
January	14,175	
February	15,707	
March	17,299	
April	18,120	
May	18,121	
June	18,121	

QUALITY

	Quantity	Base Number	Contract	AT	Region	England
% of FP17s for the same patient ID Re-attending within 3 months - Children	129	1,364	9.5%	12.2%	12.8%	11.9%
% of FP17s for the same patient ID Re-attending within 3 months - Adults	622	3,727	16.7%	15.5%	16.5%	15.9%
% of FP17s for the same patient ID Re-attending between 3 & 9 months - Children	838	1,364	61.4%	54.6%	59.7%	58.1%
% of FP17s for the same patient ID Re-attending between 3 & 9 months - Adults	2,203	3,727	59.1%	50.6%	53.0%	50.6%
% of FP17s for Band 1 Urgent Courses	398	4,073	9.8%	8.9%	9.2%	9.1%
% of FP17s Relating to Free Repair or Replacements	54	4,073	1.3%	1.2%	1.0%	0.8%
% of FP17s Relating to Continuations	35	4,073	0.9%	1.5%	1.2%	1.1%
% of Patients satisfied with the dentistry they have received	24	24	100.0%	90.2%	91.6%	91.4%
% of Patients satisfied with the time they had to wait for an appointment	22	24	91.7%	86.2%	88.1%	87.7%

* This is based on patients treated on this contract for their most recent course of treatment. Figures in italics indicate the base number of FP17s or Patient Questionnaire responses are less than 100. N/A is shown where the base number of responses is less than 10 during the period. % is calculated as Quantity/Base number*100

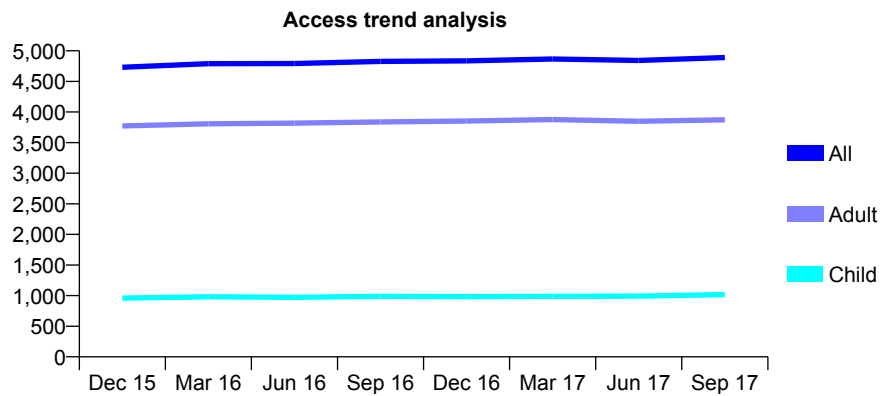
Q45 - Vital Signs At a Glance Contract Report for 676179/0001 - September 2017

Name or company name	MR BA KRAGNES
Contract type name	GDS Contract
Purpose of contract	General and Orthodontic
Contract start date	01/04/2006
Contract end date	

17/18 Contracted general activity (UDA)	13,000
Carry forward general activity (UDA)	0
17/18 Contracted orthodontic activity (UOA)	0
Carry forward orthodontic activity (UOA)	0
Baseline contract value	£305,854.85

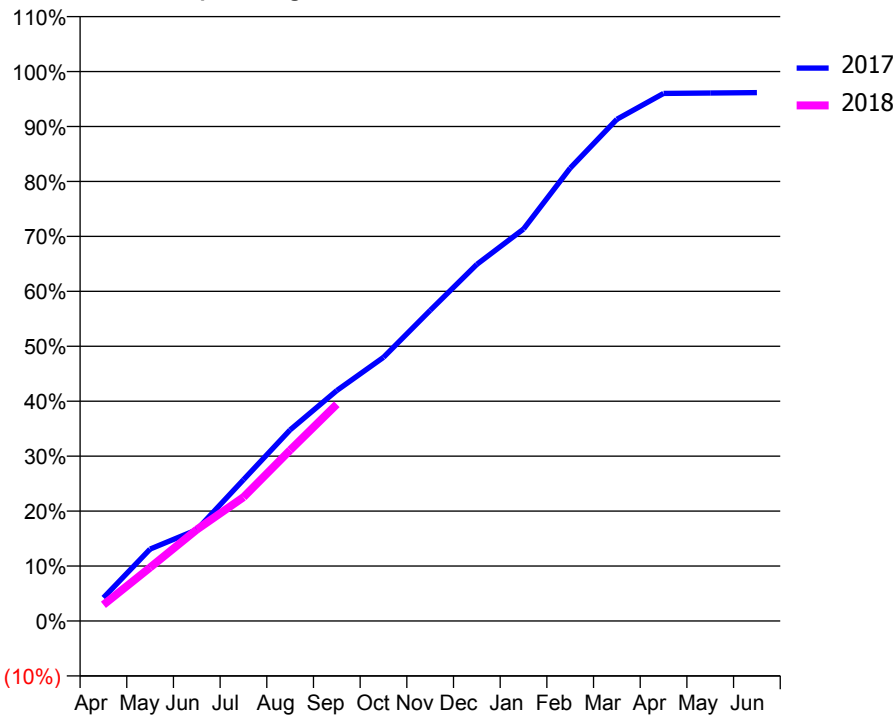
ACCESS*

Patients seen in 24 months	Total	Change since previous quarter
Quarter ending September 2016	4,827	
Quarter ending December 2016	4,836	→
Quarter ending March 2017	4,866	→
Quarter ending June 2017	4,841	→
Quarter ending September 2017	4,890	→
Variance since September 2016	1.3%	→



ACTIVITY

Cumulative percentage of contracted UDA delivered 2017 & 2018



Month	Adjusted Scheduled Activity (UDA)	
	2017	2018
April	552	383
May	1,701	1,266
June	2,159	2,163
July	3,343	2,928
August	4,521	4,043
September	5,453	5,127
October	6,238	
November	7,350	
December	8,437	
January	9,273	
February	10,714	
March	11,870	
April	12,480	
May	12,490	
June	12,502	

QUALITY

	Quantity	Base Number	Contract	AT	Region	England
% of FP17s for the same patient ID Re-attending within 3 months - Children	49	725	6.8%	12.2%	12.8%	11.9%
% of FP17s for the same patient ID Re-attending within 3 months - Adults	325	2,433	13.4%	15.5%	16.5%	15.9%
% of FP17s for the same patient ID Re-attending between 3 & 9 months - Children	359	725	49.5%	54.6%	59.7%	58.1%
% of FP17s for the same patient ID Re-attending between 3 & 9 months - Adults	1,297	2,433	53.3%	50.6%	53.0%	50.6%
% of FP17s for Band 1 Urgent Courses	137	2,842	4.8%	8.9%	9.2%	9.1%
% of FP17s Relating to Free Repair or Replacements	12	2,842	0.4%	1.2%	1.0%	0.8%
% of FP17s Relating to Continuations	61	2,842	2.1%	1.5%	1.2%	1.1%
% of Patients satisfied with the dentistry they have received	19	20	95.0%	90.2%	91.6%	91.4%
% of Patients satisfied with the time they had to wait for an appointment	18	20	90.0%	86.2%	88.1%	87.7%

* This is based on patients treated on this contract for their most recent course of treatment. Figures in italics indicate the base number of FP17s or Patient Questionnaire responses are less than 100. N/A is shown where the base number of responses is less than 10 during the period. % is calculated as Quantity/Base number*100

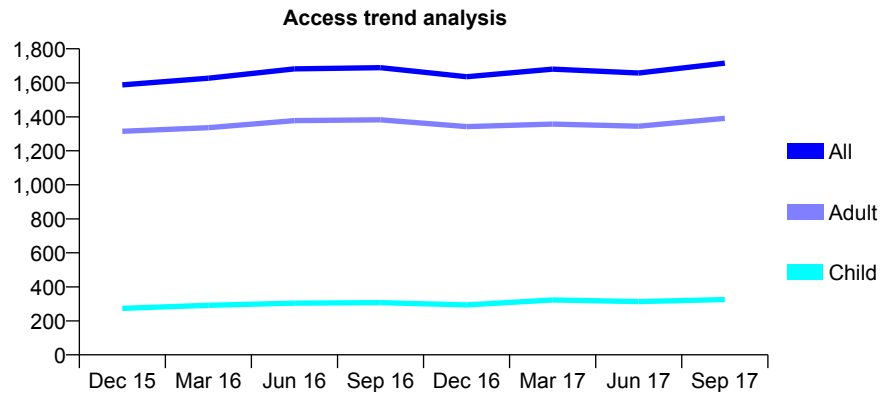
Q45 - Vital Signs At a Glance Contract Report for 686743/0002 - September 2017

Name or company name	MR HS BASRA
Contract type name	GDS Contract
Purpose of contract	General
Contract start date	22/09/2013
Contract end date	

17/18 Contracted general activity (UDA)	5,199
Carry forward general activity (UDA)	0
17/18 Contracted orthodontic activity (UOA)	0
Carry forward orthodontic activity (UOA)	0
Baseline contract value	£170,562.45

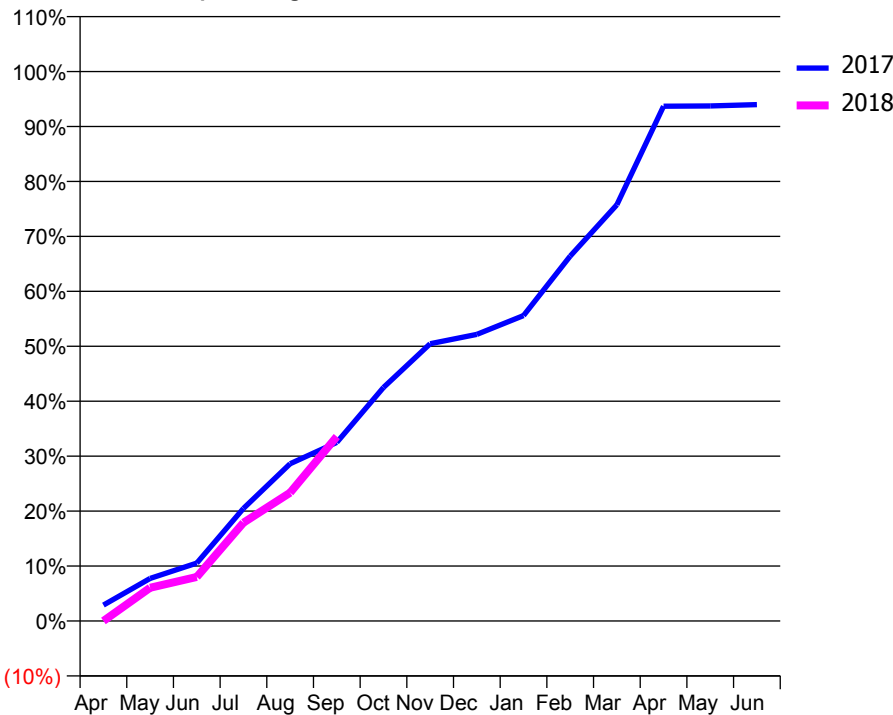
ACCESS*

Patients seen in 24 months	Total	Change since previous quarter
Quarter ending September 2016	1,689	
Quarter ending December 2016	1,636	↓
Quarter ending March 2017	1,680	↑
Quarter ending June 2017	1,658	↓
Quarter ending September 2017	1,716	↑
Variance since September 2016	1.6%	→



ACTIVITY

Cumulative percentage of contracted UDA delivered 2017 & 2018



Month	Adjusted Scheduled Activity (UDA)	
	2017	2018
April	150	0
May	403	314
June	549	418
July	1,065	930
August	1,488	1,214
September	1,690	1,745
October	2,210	
November	2,623	
December	2,711	
January	2,890	
February	3,453	
March	3,938	
April	4,871	
May	4,874	
June	4,886	

QUALITY

	Quantity	Base Number	Contract	AT	Region	England
% of FP17s for the same patient ID Re-attending within 3 months - Children	9	234	3.8%	12.2%	12.8%	11.9%
% of FP17s for the same patient ID Re-attending within 3 months - Adults	70	870	8.0%	15.5%	16.5%	15.9%
% of FP17s for the same patient ID Re-attending between 3 & 9 months - Children	124	234	53.0%	54.6%	59.7%	58.1%
% of FP17s for the same patient ID Re-attending between 3 & 9 months - Adults	434	870	49.9%	50.6%	53.0%	50.6%
% of FP17s for Band 1 Urgent Courses	37	842	4.4%	8.9%	9.2%	9.1%
% of FP17s Relating to Free Repair or Replacements	10	842	1.2%	1.2%	1.0%	0.8%
% of FP17s Relating to Continuations	2	842	0.2%	1.5%	1.2%	1.1%
% of Patients satisfied with the dentistry they have received	7	9	N/A	90.2%	91.6%	91.4%
% of Patients satisfied with the time they had to wait for an appointment	7	9	N/A	86.2%	88.1%	87.7%

* This is based on patients treated on this contract for their most recent course of treatment. Figures in italics indicate the base number of FP17s or Patient Questionnaire responses are less than 100. N/A is shown where the base number of responses is less than 10 during the period. % is calculated as Quantity/Base number*100

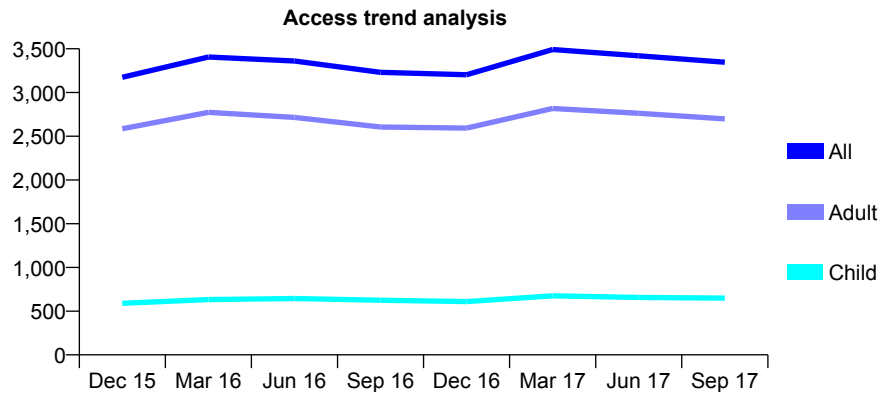
Q45 - Vital Signs At a Glance Contract Report for 692093/0002 - September 2017

Name or company name	MR N AGGARWAL
Contract type name	GDS Contract
Purpose of contract	General
Contract start date	01/12/2012
Contract end date	

17/18 Contracted general activity (UDA)	11,162
Carry forward general activity (UDA)	-102
17/18 Contracted orthodontic activity (UOA)	0
Carry forward orthodontic activity (UOA)	0
Baseline contract value	£347,586.06

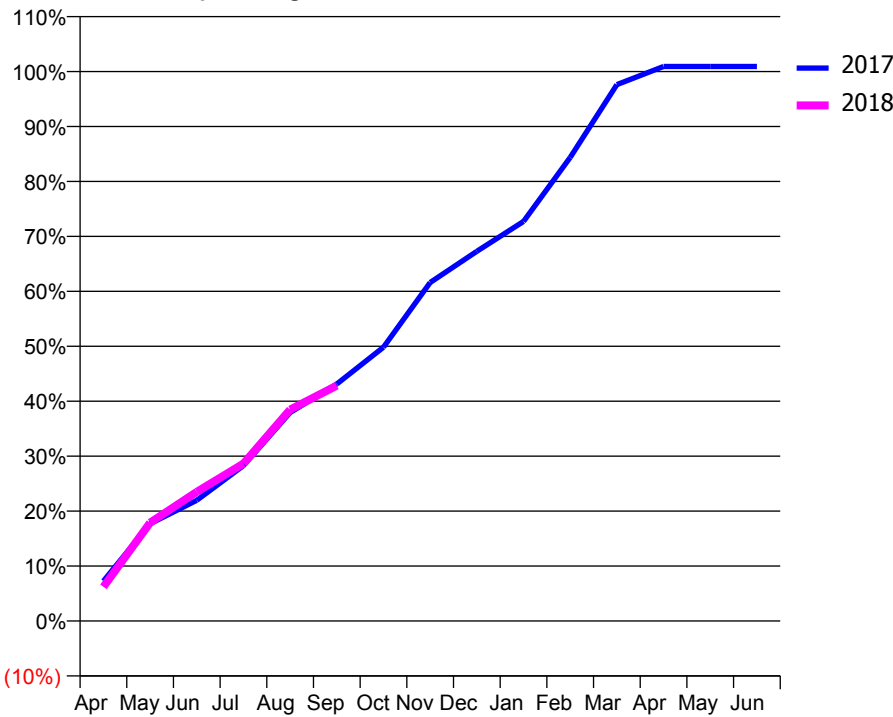
ACCESS*

Patients seen in 24 months	Total	Change since previous quarter
Quarter ending September 2016	3,231	
Quarter ending December 2016	3,204	→
Quarter ending March 2017	3,492	↑
Quarter ending June 2017	3,420	↓
Quarter ending September 2017	3,347	↓
Variance since September 2016	3.6%	↑



ACTIVITY

Cumulative percentage of contracted UDA delivered 2017 & 2018



Month	Adjusted Scheduled Activity (UDA)	
	2017	2018
April	812	695
May	1,975	1,999
June	2,451	2,623
July	3,156	3,197
August	4,235	4,295
September	4,815	4,781
October	5,562	
November	6,877	
December	7,510	
January	8,116	
February	9,417	
March	10,895	
April	11,264	
May	11,264	
June	11,264	

QUALITY

	Quantity	Base Number	Contract	AT	Region	England
% of FP17s for the same patient ID Re-attending within 3 months - Children	6	366	1.6%	12.2%	12.8%	11.9%
% of FP17s for the same patient ID Re-attending within 3 months - Adults	85	1,427	6.0%	15.5%	16.5%	15.9%
% of FP17s for the same patient ID Re-attending between 3 & 9 months - Children	121	366	33.1%	54.6%	59.7%	58.1%
% of FP17s for the same patient ID Re-attending between 3 & 9 months - Adults	460	1,427	32.2%	50.6%	53.0%	50.6%
% of FP17s for Band 1 Urgent Courses	22	1,666	1.3%	8.9%	9.2%	9.1%
% of FP17s Relating to Free Repair or Replacements	17	1,666	1.0%	1.2%	1.0%	0.8%
% of FP17s Relating to Continuations	12	1,666	0.7%	1.5%	1.2%	1.1%
% of Patients satisfied with the dentistry they have received	6	7	N/A	90.2%	91.6%	91.4%
% of Patients satisfied with the time they had to wait for an appointment	5	7	N/A	86.2%	88.1%	87.7%

* This is based on patients treated on this contract for their most recent course of treatment. Figures in italics indicate the base number of FP17s or Patient Questionnaire responses are less than 100. N/A is shown where the base number of responses is less than 10 during the period. % is calculated as Quantity/Base number*100

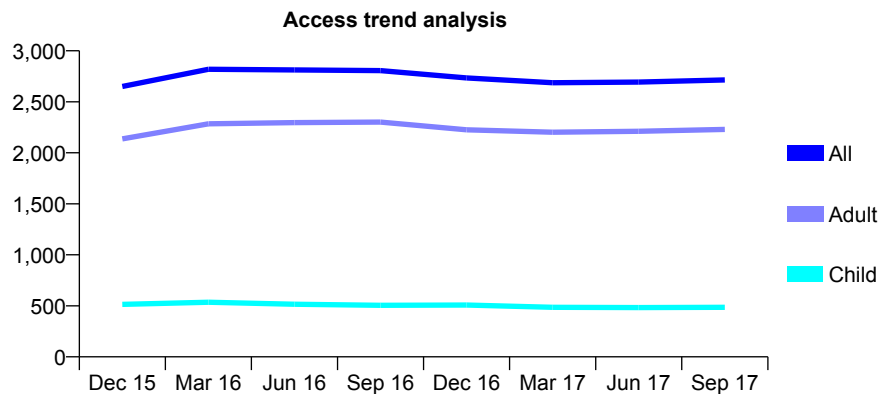
Q45 - Vital Signs At a Glance Contract Report for 712698/0001 - September 2017

Name or company name	MISS KL WILLOUGHBY
Contract type name	GDS Contract
Purpose of contract	General
Contract start date	01/04/2014
Contract end date	

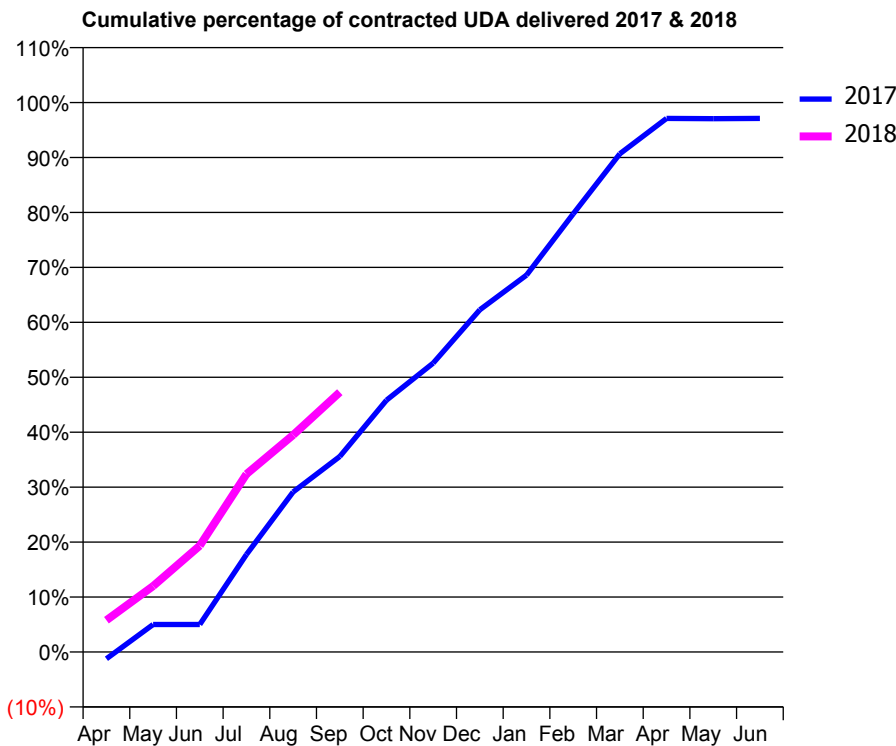
17/18 Contracted general activity (UDA)	8,461
Carry forward general activity (UDA)	-245
17/18 Contracted orthodontic activity (UOA)	0
Carry forward orthodontic activity (UOA)	0
Baseline contract value	£196,345.11

ACCESS*

Patients seen in 24 months	Total	Change since previous quarter
Quarter ending September 2016	2,806	
Quarter ending December 2016	2,734	↓
Quarter ending March 2017	2,687	↓
Quarter ending June 2017	2,694	→
Quarter ending September 2017	2,715	→
Variance since September 2016	(3.2%)	↓



ACTIVITY



Month	Adjusted Scheduled Activity (UDA)	
	2017	2018
April	-106	490
May	424	1,015
June	424	1,637
July	1,503	2,740
August	2,464	3,342
September	3,011	4,000
October	3,878	
November	4,448	
December	5,270	
January	5,804	
February	6,746	
March	7,671	
April	8,216	
May	8,213	
June	8,216	

QUALITY

	Quantity	Base Number	Contract	AT	Region	England
% of FP17s for the same patient ID Re-attending within 3 months - Children	49	424	11.6%	12.2%	12.8%	11.9%
% of FP17s for the same patient ID Re-attending within 3 months - Adults	227	1,709	13.3%	15.5%	16.5%	15.9%
% of FP17s for the same patient ID Re-attending between 3 & 9 months - Children	247	424	58.3%	54.6%	59.7%	58.1%
% of FP17s for the same patient ID Re-attending between 3 & 9 months - Adults	963	1,709	56.3%	50.6%	53.0%	50.6%
% of FP17s for Band 1 Urgent Courses	100	1,911	5.2%	8.9%	9.2%	9.1%
% of FP17s Relating to Free Repair or Replacements	10	1,911	0.5%	1.2%	1.0%	0.8%
% of FP17s Relating to Continuations	34	1,911	1.8%	1.5%	1.2%	1.1%
% of Patients satisfied with the dentistry they have received	16	18	88.9%	90.2%	91.6%	91.4%
% of Patients satisfied with the time they had to wait for an appointment	14	18	77.8%	86.2%	88.1%	87.7%

* This is based on patients treated on this contract for their most recent course of treatment. Figures in italics indicate the base number of FP17s or Patient Questionnaire responses are less than 100. N/A is shown where the base number of responses is less than 10 during the period. % is calculated as Quantity/Base number*100

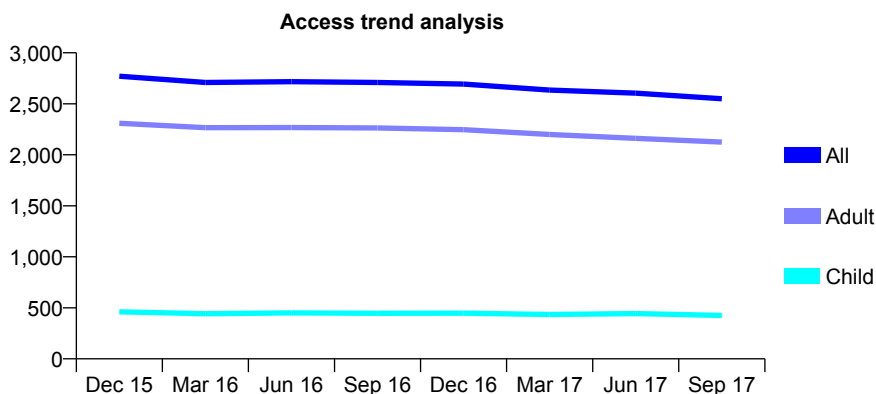
Q45 - Vital Signs At a Glance Contract Report for 728306/0002 - September 2017

Name or company name	MR MW ALEXANDER
Contract type name	GDS Contract
Purpose of contract	General
Contract start date	30/04/2012
Contract end date	

17/18 Contracted general activity (UDA)	10,576
Carry forward general activity (UDA)	0
17/18 Contracted orthodontic activity (UOA)	0
Carry forward orthodontic activity (UOA)	0
Baseline contract value	£226,261.45

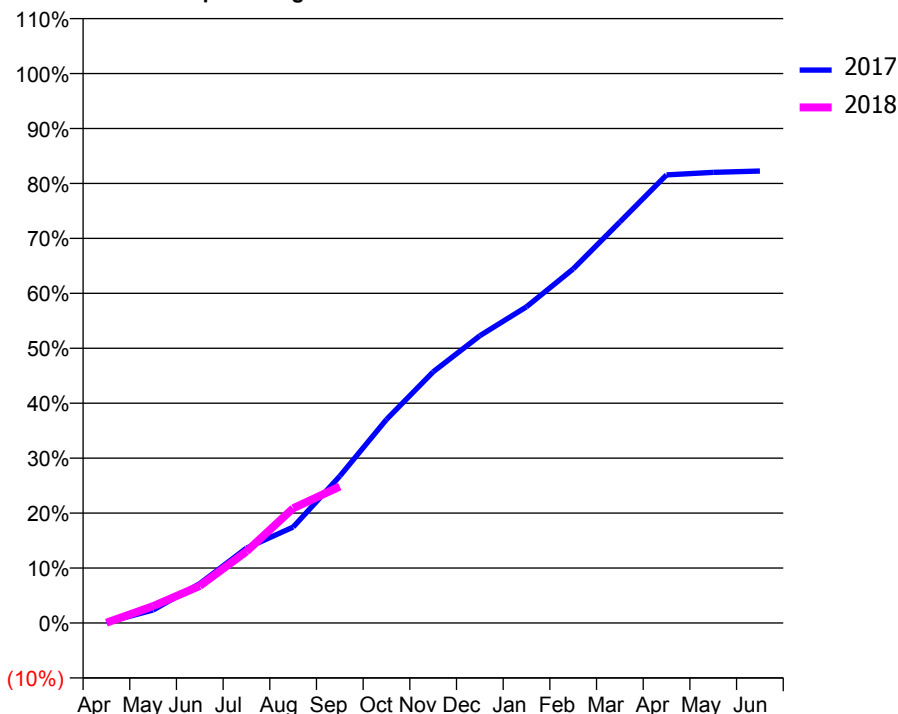
ACCESS*

Patients seen in 24 months	Total	Change since previous quarter
Quarter ending September 2016	2,709	
Quarter ending December 2016	2,694	→
Quarter ending March 2017	2,634	↓
Quarter ending June 2017	2,605	↓
Quarter ending September 2017	2,550	↓
Variance since September 2016	(5.9%)	↓



ACTIVITY

Cumulative percentage of contracted UDA delivered 2017 & 2018



Month	Adjusted Scheduled Activity (UDA)	
	2017	2018
April	11	6
May	250	325
June	758	714
July	1,441	1,377
August	1,845	2,209
September	2,827	2,627
October	3,919	
November	4,834	
December	5,530	
January	6,086	
February	6,814	
March	7,718	
April	8,625	
May	8,672	
June	8,699	

QUALITY

	Quantity	Base Number	Contract	AT	Region	England
% of FP17s for the same patient ID Re-attending within 3 months - Children	15	212	7.1%	12.2%	12.8%	11.9%
% of FP17s for the same patient ID Re-attending within 3 months - Adults	127	1,095	11.6%	15.5%	16.5%	15.9%
% of FP17s for the same patient ID Re-attending between 3 & 9 months - Children	82	212	38.7%	54.6%	59.7%	58.1%
% of FP17s for the same patient ID Re-attending between 3 & 9 months - Adults	488	1,095	44.6%	50.6%	53.0%	50.6%
% of FP17s for Band 1 Urgent Courses	62	996	6.2%	8.9%	9.2%	9.1%
% of FP17s Relating to Free Repair or Replacements	15	996	1.5%	1.2%	1.0%	0.8%
% of FP17s Relating to Continuations	9	996	0.9%	1.5%	1.2%	1.1%
% of Patients satisfied with the dentistry they have received	14	14	100.0%	90.2%	91.6%	91.4%
% of Patients satisfied with the time they had to wait for an appointment	14	14	100.0%	86.2%	88.1%	87.7%

* This is based on patients treated on this contract for their most recent course of treatment. Figures in italics indicate the base number of FP17s or Patient Questionnaire responses are less than 100. N/A is shown where the base number of responses is less than 10 during the period. % is calculated as Quantity/Base number*100

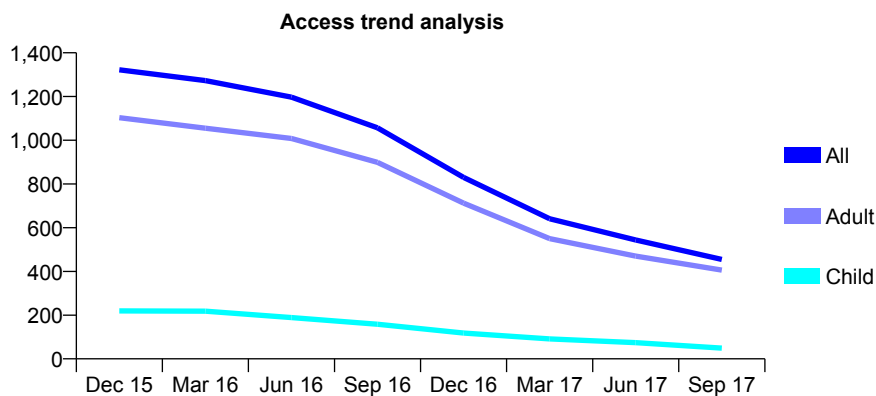
Q45 - Vital Signs At a Glance Contract Report for 728640/0001 - September 2017

Name or company name	MR R TURBITT
Contract type name	GDS Contract
Purpose of contract	General
Contract start date	01/04/2006
Contract end date	

17/18 Contracted general activity (UDA)	5,300
Carry forward general activity (UDA)	0
17/18 Contracted orthodontic activity (UOA)	0
Carry forward orthodontic activity (UOA)	0
Baseline contract value	£169,824.20

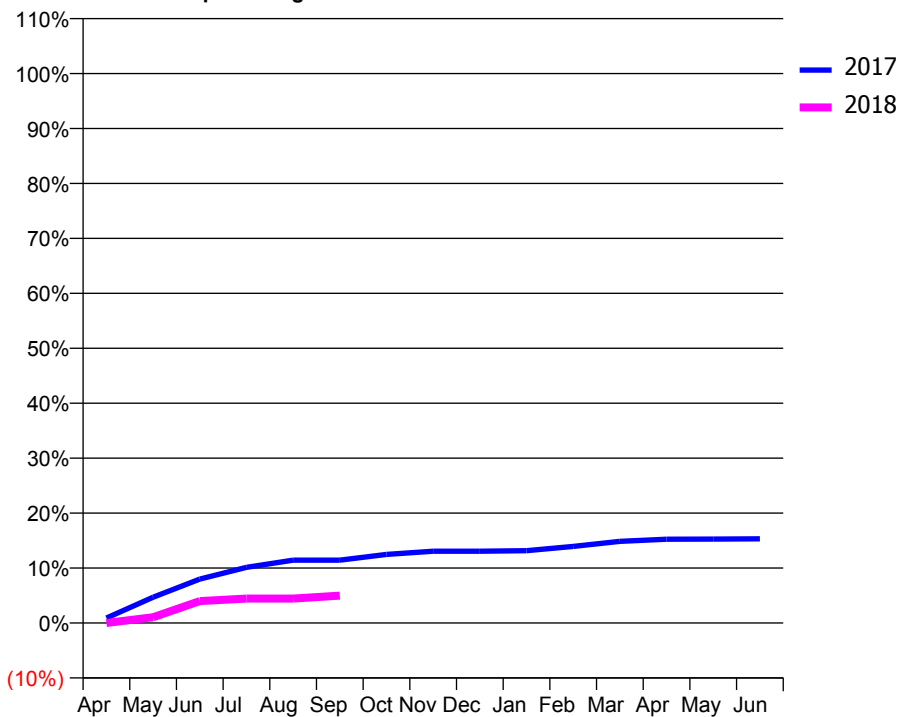
ACCESS*

Patients seen in 24 months	Total	Change since previous quarter
Quarter ending September 2016	1,057	
Quarter ending December 2016	830	↓
Quarter ending March 2017	641	↓
Quarter ending June 2017	544	↓
Quarter ending September 2017	455	↓
Variance since September 2016	(57.0%)	↓



ACTIVITY

Cumulative percentage of contracted UDA delivered 2017 & 2018



Adjusted Scheduled Activity (UDA)

Month	2017	2018
April	48	0
May	249	56
June	423	211
July	536	236
August	606	236
September	606	265
October	662	
November	693	
December	693	
January	698	
February	738	
March	788	
April	808	
May	810	
June	813	

QUALITY

	Quantity	Base Number	Contract	AT	Region	England
% of FP17s for the same patient ID Re-attending within 3 months - Children	0	14	0.0%	12.2%	12.8%	11.9%
% of FP17s for the same patient ID Re-attending within 3 months - Adults	13	134	9.7%	15.5%	16.5%	15.9%
% of FP17s for the same patient ID Re-attending between 3 & 9 months - Children	2	14	14.3%	54.6%	59.7%	58.1%
% of FP17s for the same patient ID Re-attending between 3 & 9 months - Adults	41	134	30.6%	50.6%	53.0%	50.6%
% of FP17s for Band 1 Urgent Courses	9	128	7.0%	8.9%	9.2%	9.1%
% of FP17s Relating to Free Repair or Replacements	0	128	0.0%	1.2%	1.0%	0.8%
% of FP17s Relating to Continuations	2	128	1.6%	1.5%	1.2%	1.1%
% of Patients satisfied with the dentistry they have received	1	1	N/A	90.2%	91.6%	91.4%
% of Patients satisfied with the time they had to wait for an appointment	1	1	N/A	86.2%	88.1%	87.7%

* This is based on patients treated on this contract for their most recent course of treatment. Figures in italics indicate the base number of FP17s or Patient Questionnaire responses are less than 100. N/A is shown where the base number of responses is less than 10 during the period. % is calculated as Quantity/Base number*100

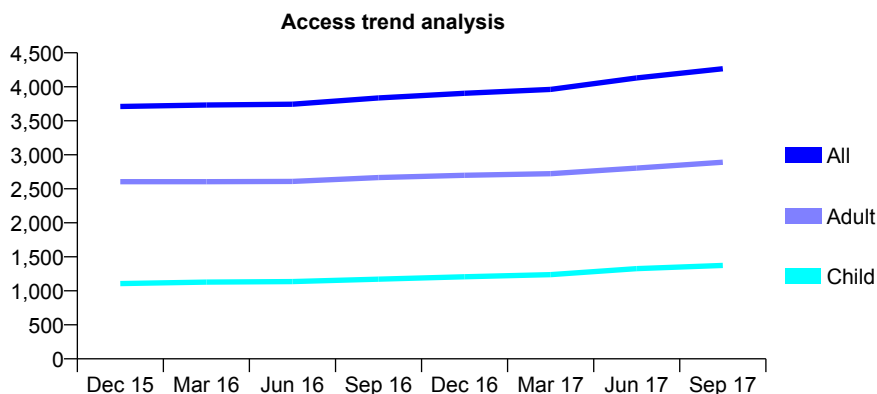
Q45 - Vital Signs At a Glance Contract Report for 732621/0001 - September 2017

Name or company name	Ladhar, Ladhar and Dinsdale
Contract type name	GDS Contract
Purpose of contract	General
Contract start date	01/04/2006
Contract end date	

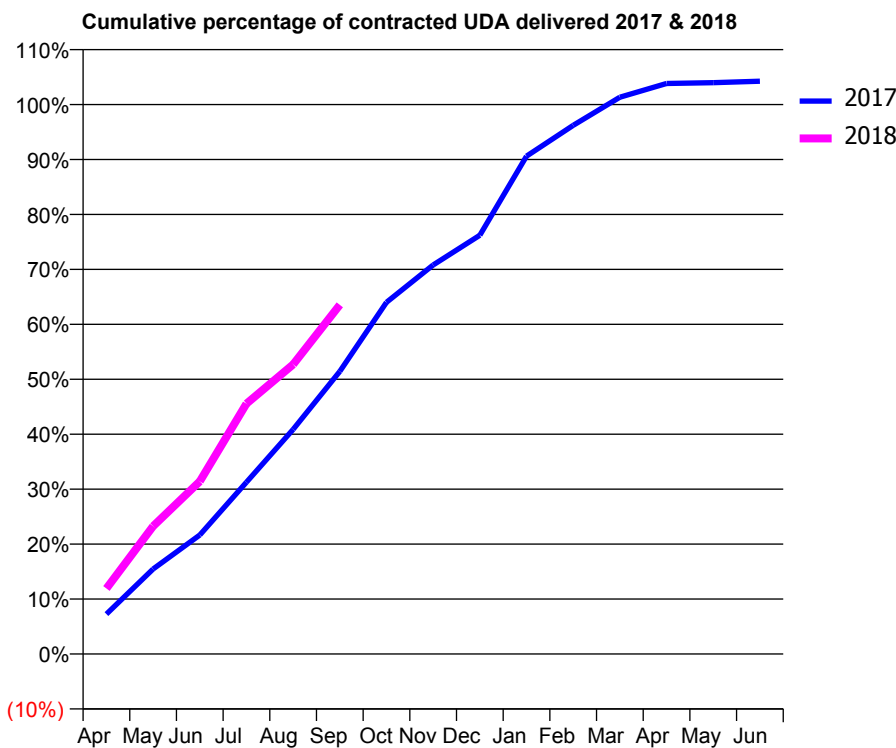
17/18 Contracted general activity (UDA)	12,147
Carry forward general activity (UDA)	-243
17/18 Contracted orthodontic activity (UOA)	0
Carry forward orthodontic activity (UOA)	0
Baseline contract value	£282,199.43

ACCESS*

Patients seen in 24 months	Total	Change since previous quarter
Quarter ending September 2016	3,837	
Quarter ending December 2016	3,905	→
Quarter ending March 2017	3,961	→
Quarter ending June 2017	4,130	↑
Quarter ending September 2017	4,265	↑
Variance since September 2016	11.2%	↑



ACTIVITY



Month	Adjusted Scheduled Activity (UDA)	
	2017	2018
April	883	1,450
May	1,879	2,824
June	2,631	3,817
July	3,797	5,535
August	4,966	6,400
September	6,248	7,719
October	7,774	
November	8,601	
December	9,258	
January	11,007	
February	11,686	
March	12,307	
April	12,613	
May	12,631	
June	12,662	

QUALITY

	Quantity	Base Number	Contract	AT	Region	England
% of FP17s for the same patient ID Re-attending within 3 months - Children	140	1,271	11.0%	12.2%	12.8%	11.9%
% of FP17s for the same patient ID Re-attending within 3 months - Adults	261	1,991	13.1%	15.5%	16.5%	15.9%
% of FP17s for the same patient ID Re-attending between 3 & 9 months - Children	695	1,271	54.7%	54.6%	59.7%	58.1%
% of FP17s for the same patient ID Re-attending between 3 & 9 months - Adults	912	1,991	45.8%	50.6%	53.0%	50.6%
% of FP17s for Band 1 Urgent Courses	154	3,153	4.9%	8.9%	9.2%	9.1%
% of FP17s Relating to Free Repair or Replacements	34	3,153	1.1%	1.2%	1.0%	0.8%
% of FP17s Relating to Continuations	43	3,153	1.4%	1.5%	1.2%	1.1%
% of Patients satisfied with the dentistry they have received	10	11	90.9%	90.2%	91.6%	91.4%
% of Patients satisfied with the time they had to wait for an appointment	10	11	90.9%	86.2%	88.1%	87.7%

* This is based on patients treated on this contract for their most recent course of treatment. Figures in italics indicate the base number of FP17s or Patient Questionnaire responses are less than 100. N/A is shown where the base number of responses is less than 10 during the period. % is calculated as Quantity/Base number*100

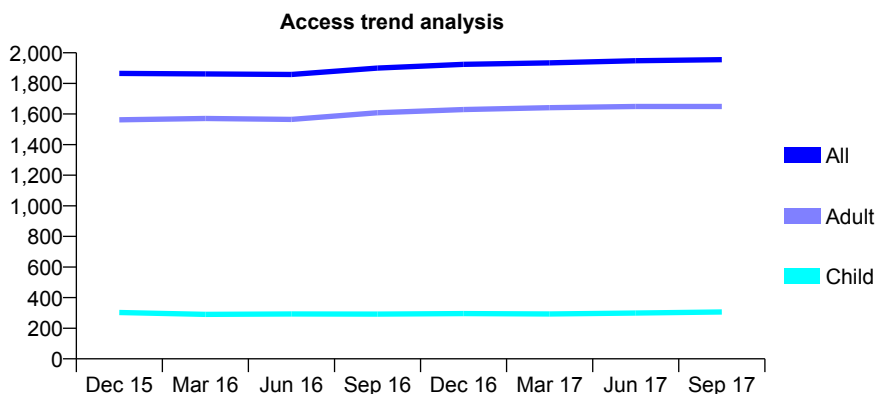
Q45 - Vital Signs At a Glance Contract Report for 739170/0001 - September 2017

Name or company name	MR RS ELSTON
Contract type name	Pilot Contract
Purpose of contract	General and Orthodontic
Contract start date	01/04/2006
Contract end date	

17/18 Contracted general activity (UDA)	13,622
Carry forward general activity (UDA)	0
17/18 Contracted orthodontic activity (UOA)	103
Carry forward orthodontic activity (UOA)	0
Baseline contract value	£322,101.45

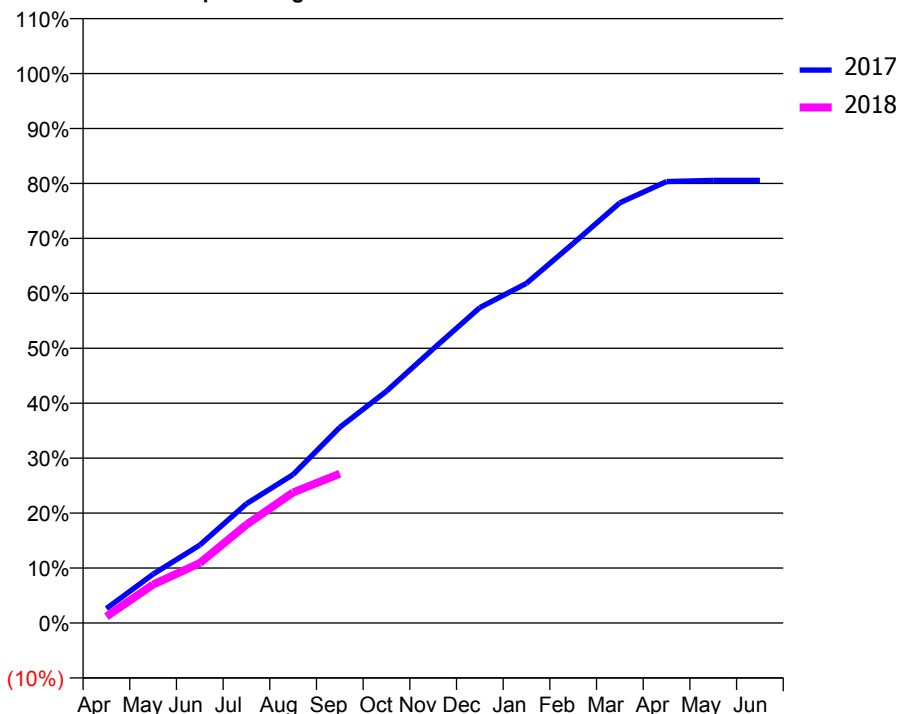
ACCESS*

Patients seen in 24 months	Total	Change since previous quarter
Quarter ending September 2016	1,900	
Quarter ending December 2016	1,925	→
Quarter ending March 2017	1,934	→
Quarter ending June 2017	1,948	→
Quarter ending September 2017	1,955	→
Variance since September 2016	2.9%	↑



ACTIVITY

Cumulative percentage of contracted UDA delivered 2017 & 2018



Month	Adjusted Scheduled Activity (UDA)	
	2017	2018
April	286	160
May	969	955
June	1,545	1,487
July	2,366	2,437
August	2,944	3,237
September	3,881	3,700
October	4,596	
November	5,434	
December	6,255	
January	6,736	
February	7,527	
March	8,334	
April	8,754	
May	8,778	
June	8,779	

QUALITY

	Quantity	Base Number	Contract	AT	Region	England
% of FP17s for the same patient ID Re-attending within 3 months - Children	38	305	12.5%	12.2%	12.8%	11.9%
% of FP17s for the same patient ID Re-attending within 3 months - Adults	294	1,321	22.3%	15.5%	16.5%	15.9%
% of FP17s for the same patient ID Re-attending between 3 & 9 months - Children	190	305	62.3%	54.6%	59.7%	58.1%
% of FP17s for the same patient ID Re-attending between 3 & 9 months - Adults	725	1,321	54.9%	50.6%	53.0%	50.6%
% of FP17s for Band 1 Urgent Courses	21	1,446	1.5%	8.9%	9.2%	9.1%
% of FP17s Relating to Free Repair or Replacements	10	1,446	0.7%	1.2%	1.0%	0.8%
% of FP17s Relating to Continuations	113	1,446	7.8%	1.5%	1.2%	1.1%
% of Patients satisfied with the dentistry they have received	15	16	93.8%	90.2%	91.6%	91.4%
% of Patients satisfied with the time they had to wait for an appointment	15	16	93.8%	86.2%	88.1%	87.7%

* This is based on patients treated on this contract for their most recent course of treatment. Figures in italics indicate the base number of FP17s or Patient Questionnaire responses are less than 100. N/A is shown where the base number of responses is less than 10 during the period. % is calculated as Quantity/Base number*100

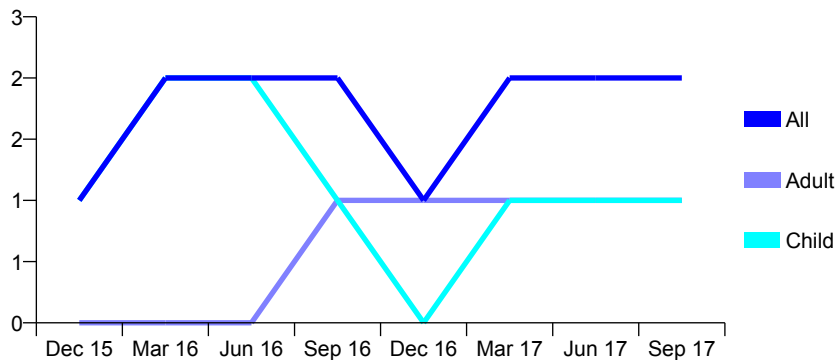
Q45 - Vital Signs At a Glance Contract Report for 741566/0001 - September 2017

Name or company name	MISS SM GRANT
Contract type name	GDS Contract
Purpose of contract	General
Contract start date	01/04/2006
Contract end date	

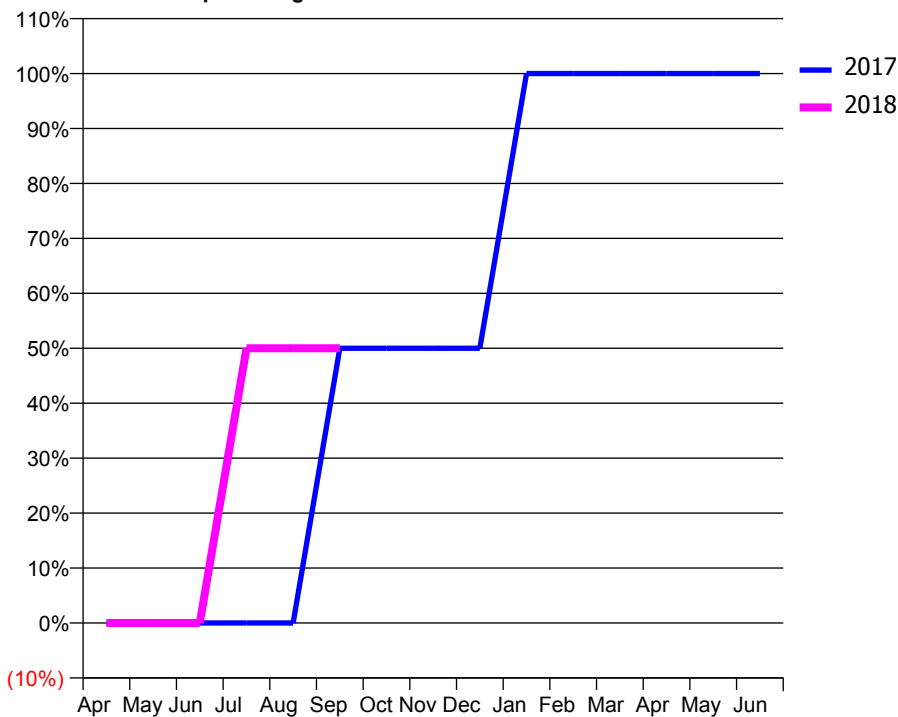
17/18 Contracted general activity (UDA)	4
Carry forward general activity (UDA)	0
17/18 Contracted orthodontic activity (UOA)	0
Carry forward orthodontic activity (UOA)	0
Baseline contract value	£53.66

ACCESS*

Patients seen in 24 months	Total	Change since previous quarter
Quarter ending September 2016	2	
Quarter ending December 2016	1	↓
Quarter ending March 2017	2	↑
Quarter ending June 2017	2	→
Quarter ending September 2017	2	→
Variance since September 2016	0.0%	→

Access trend analysis


ACTIVITY

Cumulative percentage of contracted UDA delivered 2017 & 2018

Adjusted Scheduled Activity (UDA)

Month	2017	2018
April	0	0
May	0	0
June	0	0
July	0	2
August	0	2
September	2	2
October	2	
November	2	
December	2	
January	4	
February	4	
March	4	
April	4	
May	4	
June	4	

QUALITY

	Quantity	Base Number	Contract	AT	Region	England
% of FP17s for the same patient ID Re-attending within 3 months - Children	0	1	0.0%	12.2%	12.8%	11.9%
% of FP17s for the same patient ID Re-attending within 3 months - Adults	0	1	0.0%	15.5%	16.5%	15.9%
% of FP17s for the same patient ID Re-attending between 3 & 9 months - Children	1	1	100.0%	54.6%	59.7%	58.1%
% of FP17s for the same patient ID Re-attending between 3 & 9 months - Adults	0	1	0.0%	50.6%	53.0%	50.6%
% of FP17s for Band 1 Urgent Courses	0	2	0.0%	8.9%	9.2%	9.1%
% of FP17s Relating to Free Repair or Replacements	0	2	0.0%	1.2%	1.0%	0.8%
% of FP17s Relating to Continuations	0	2	0.0%	1.5%	1.2%	1.1%
% of Patients satisfied with the dentistry they have received	0	0	N/A	90.2%	91.6%	91.4%
% of Patients satisfied with the time they had to wait for an appointment	0	0	N/A	86.2%	88.1%	87.7%

* This is based on patients treated on this contract for their most recent course of treatment. Figures in italics indicate the base number of FP17s or Patient Questionnaire responses are less than 100. N/A is shown where the base number of responses is less than 10 during the period. % is calculated as Quantity/Base number*100

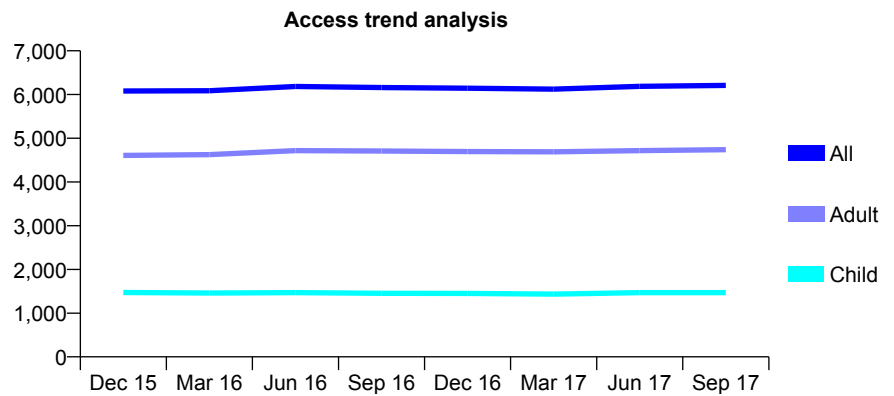
Q45 - Vital Signs At a Glance Contract Report for 742376/0001 - September 2017

Name or company name	MR SA HETHERINGTON
Contract type name	GDS Contract
Purpose of contract	General
Contract start date	01/04/2006
Contract end date	

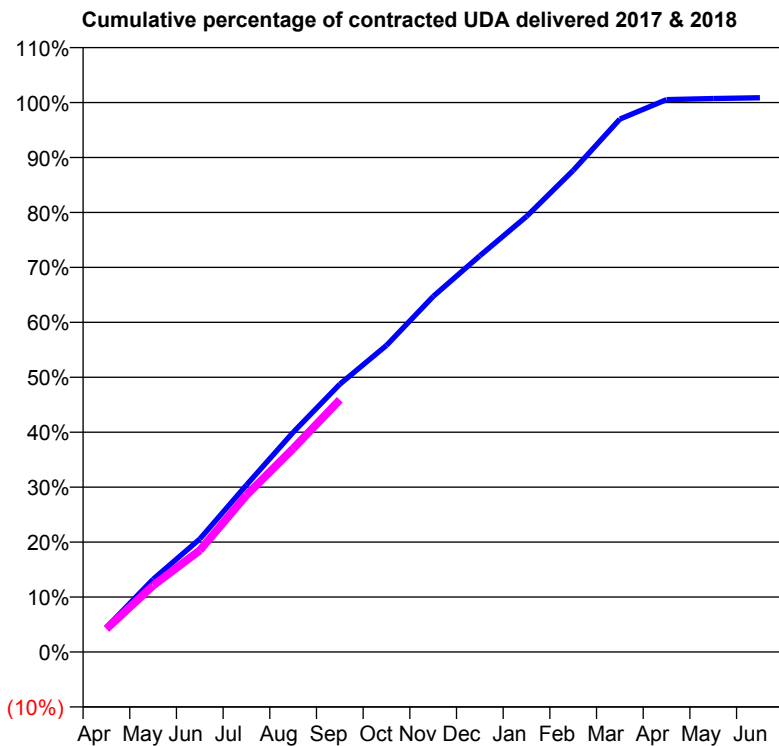
17/18 Contracted general activity (UDA)	16,232
Carry forward general activity (UDA)	-139
17/18 Contracted orthodontic activity (UOA)	0
Carry forward orthodontic activity (UOA)	0
Baseline contract value	£392,726.83

ACCESS*

Patients seen in 24 months	Total	Change since previous quarter
Quarter ending September 2016	6,161	
Quarter ending December 2016	6,145	→
Quarter ending March 2017	6,123	→
Quarter ending June 2017	6,186	→
Quarter ending September 2017	6,207	→
Variance since September 2016	0.7%	→



ACTIVITY



Month	Adjusted Scheduled Activity (UDA)	
	2017	2018
April	725	683
May	2,149	1,963
June	3,338	3,002
July	4,935	4,635
August	6,489	6,010
September	7,913	7,452
October	9,060	
November	10,502	
December	11,704	
January	12,868	
February	14,224	
March	15,744	
April	16,319	
May	16,349	
June	16,371	

QUALITY

	Quantity	Base Number	Contract	AT	Region	England
% of FP17s for the same patient ID Re-attending within 3 months - Children	55	831	6.6%	12.2%	12.8%	11.9%
% of FP17s for the same patient ID Re-attending within 3 months - Adults	493	2,758	17.9%	15.5%	16.5%	15.9%
% of FP17s for the same patient ID Re-attending between 3 & 9 months - Children	225	831	27.1%	54.6%	59.7%	58.1%
% of FP17s for the same patient ID Re-attending between 3 & 9 months - Adults	853	2,758	30.9%	50.6%	53.0%	50.6%
% of FP17s for Band 1 Urgent Courses	466	3,305	14.1%	8.9%	9.2%	9.1%
% of FP17s Relating to Free Repair or Replacements	39	3,305	1.2%	1.2%	1.0%	0.8%
% of FP17s Relating to Continuations	135	3,305	4.1%	1.5%	1.2%	1.1%
% of Patients satisfied with the dentistry they have received	20	22	90.9%	90.2%	91.6%	91.4%
% of Patients satisfied with the time they had to wait for an appointment	20	22	90.9%	86.2%	88.1%	87.7%

* This is based on patients treated on this contract for their most recent course of treatment. Figures in italics indicate the base number of FP17s or Patient Questionnaire responses are less than 100. N/A is shown where the base number of responses is less than 10 during the period. % is calculated as Quantity/Base number*100

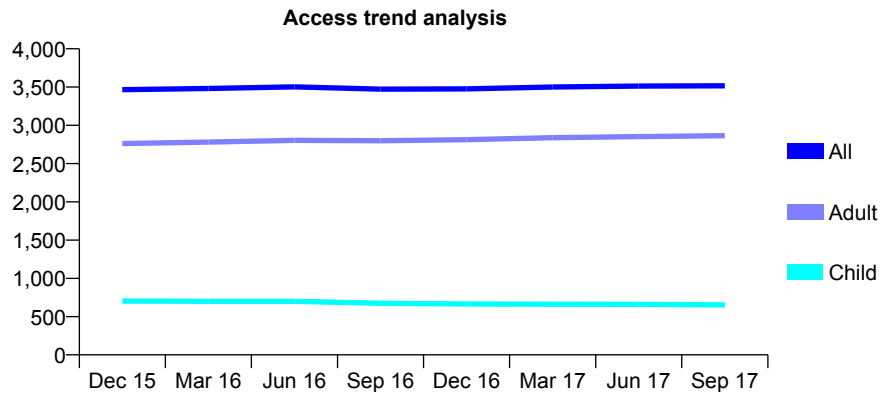
Q45 - Vital Signs At a Glance Contract Report for 742562/0001 - September 2017

Name or company name	MR NL CREES
Contract type name	GDS Contract
Purpose of contract	General
Contract start date	01/04/2006
Contract end date	

17/18 Contracted general activity (UDA)	10,425
Carry forward general activity (UDA)	33
17/18 Contracted orthodontic activity (UOA)	0
Carry forward orthodontic activity (UOA)	0
Baseline contract value	£256,660.41

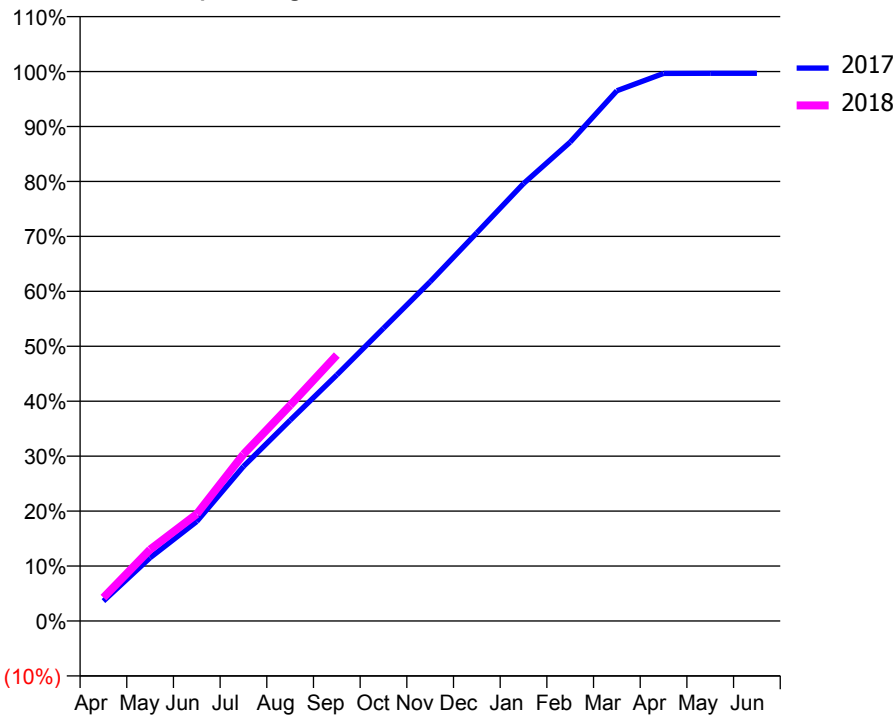
ACCESS*

Patients seen in 24 months	Total	Change since previous quarter
Quarter ending September 2016	3,472	
Quarter ending December 2016	3,477	→
Quarter ending March 2017	3,501	→
Quarter ending June 2017	3,512	→
Quarter ending September 2017	3,517	→
Variance since September 2016	1.3%	→



ACTIVITY

Cumulative percentage of contracted UDA delivered 2017 & 2018



Month	Adjusted Scheduled Activity (UDA)	
	2017	2018
April	378	445
May	1,200	1,357
June	1,888	2,030
July	2,932	3,164
August	3,809	4,092
September	4,669	5,046
October	5,554	
November	6,437	
December	7,367	
January	8,299	
February	9,086	
March	10,059	
April	10,389	
May	10,392	
June	10,392	

QUALITY

	Quantity	Base Number	Contract	AT	Region	England
% of FP17s for the same patient ID Re-attending within 3 months - Children	56	522	10.7%	12.2%	12.8%	11.9%
% of FP17s for the same patient ID Re-attending within 3 months - Adults	257	1,995	12.9%	15.5%	16.5%	15.9%
% of FP17s for the same patient ID Re-attending between 3 & 9 months - Children	289	522	55.4%	54.6%	59.7%	58.1%
% of FP17s for the same patient ID Re-attending between 3 & 9 months - Adults	1,095	1,995	54.9%	50.6%	53.0%	50.6%
% of FP17s for Band 1 Urgent Courses	243	2,370	10.3%	8.9%	9.2%	9.1%
% of FP17s Relating to Free Repair or Replacements	23	2,370	1.0%	1.2%	1.0%	0.8%
% of FP17s Relating to Continuations	25	2,370	1.1%	1.5%	1.2%	1.1%
% of Patients satisfied with the dentistry they have received	12	12	100.0%	90.2%	91.6%	91.4%
% of Patients satisfied with the time they had to wait for an appointment	12	12	100.0%	86.2%	88.1%	87.7%

* This is based on patients treated on this contract for their most recent course of treatment. Figures in italics indicate the base number of FP17s or Patient Questionnaire responses are less than 100. N/A is shown where the base number of responses is less than 10 during the period. % is calculated as Quantity/Base number*100

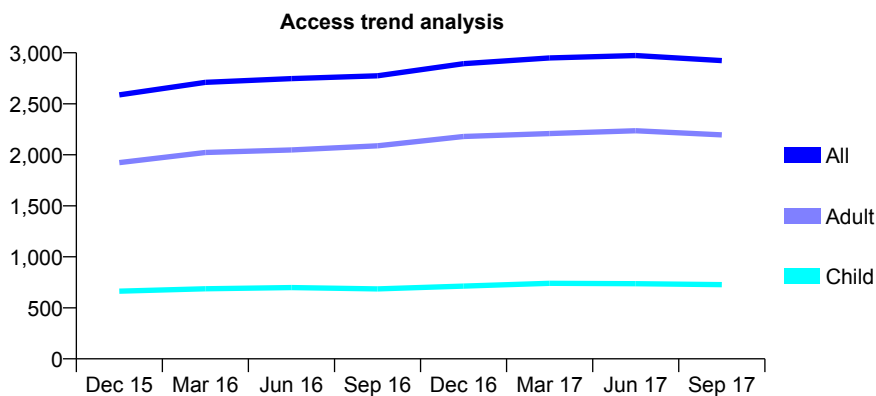
Q45 - Vital Signs At a Glance Contract Report for 761338/0001 - September 2017

Name or company name	MRS N HILL
Contract type name	GDS Contract
Purpose of contract	General
Contract start date	01/04/2006
Contract end date	

17/18 Contracted general activity (UDA)	8,475
Carry forward general activity (UDA)	-138
17/18 Contracted orthodontic activity (UOA)	0
Carry forward orthodontic activity (UOA)	0
Baseline contract value	£251,295.38

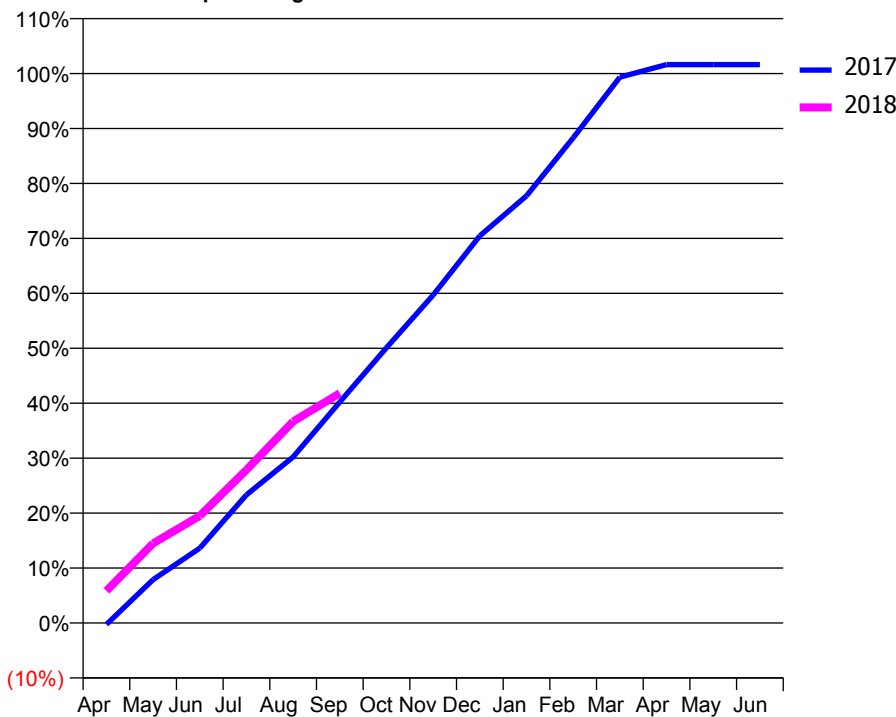
ACCESS*

Patients seen in 24 months	Total	Change since previous quarter
Quarter ending September 2016	2,774	
Quarter ending December 2016	2,893	↑
Quarter ending March 2017	2,950	→
Quarter ending June 2017	2,973	→
Quarter ending September 2017	2,923	↓
Variance since September 2016	5.4%	↑



ACTIVITY

Cumulative percentage of contracted UDA delivered 2017 & 2018



Month	Adjusted Scheduled Activity (UDA)	
	2017	2018
April	-24	497
May	669	1,228
June	1,156	1,653
July	1,977	2,361
August	2,561	3,109
September	3,410	3,544
October	4,247	
November	5,058	
December	5,971	
January	6,588	
February	7,483	
March	8,418	
April	8,613	
May	8,613	
June	8,613	

QUALITY

	Quantity	Base Number	Contract	AT	Region	England
% of FP17s for the same patient ID Re-attending within 3 months - Children	5	376	1.3%	12.2%	12.8%	11.9%
% of FP17s for the same patient ID Re-attending within 3 months - Adults	157	1,313	12.0%	15.5%	16.5%	15.9%
% of FP17s for the same patient ID Re-attending between 3 & 9 months - Children	141	376	37.5%	54.6%	59.7%	58.1%
% of FP17s for the same patient ID Re-attending between 3 & 9 months - Adults	438	1,313	33.4%	50.6%	53.0%	50.6%
% of FP17s for Band 1 Urgent Courses	102	1,630	6.3%	8.9%	9.2%	9.1%
% of FP17s Relating to Free Repair or Replacements	25	1,630	1.5%	1.2%	1.0%	0.8%
% of FP17s Relating to Continuations	12	1,630	0.7%	1.5%	1.2%	1.1%
% of Patients satisfied with the dentistry they have received	14	14	100.0%	90.2%	91.6%	91.4%
% of Patients satisfied with the time they had to wait for an appointment	13	14	92.9%	86.2%	88.1%	87.7%

* This is based on patients treated on this contract for their most recent course of treatment. Figures in italics indicate the base number of FP17s or Patient Questionnaire responses are less than 100. N/A is shown where the base number of responses is less than 10 during the period. % is calculated as Quantity/Base number*100

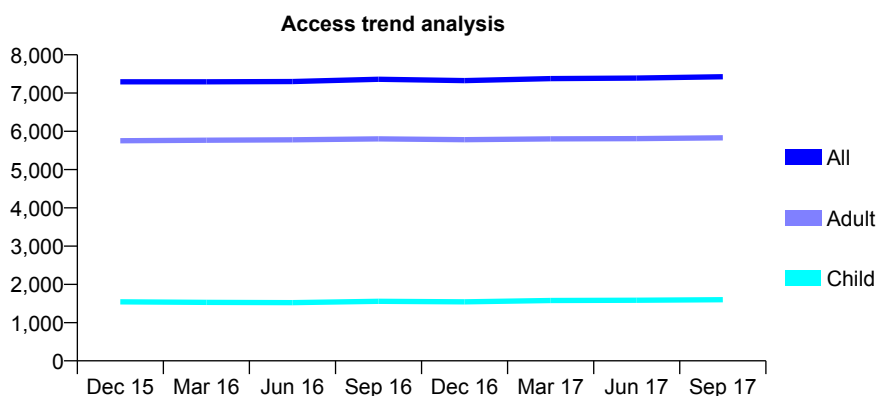
Q45 - Vital Signs At a Glance Contract Report for 761486/0001 - September 2017

Name or company name	MISS NL PROCTOR
Contract type name	GDS Contract
Purpose of contract	General
Contract start date	01/04/2006
Contract end date	

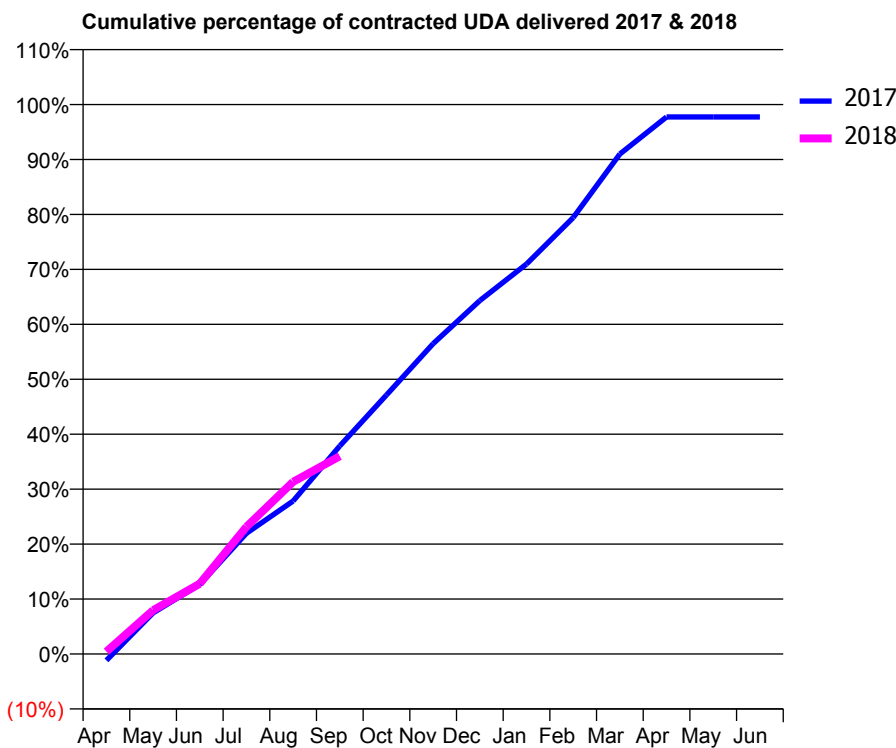
17/18 Contracted general activity (UDA)	19,711
Carry forward general activity (UDA)	446
17/18 Contracted orthodontic activity (UOA)	0
Carry forward orthodontic activity (UOA)	0
Baseline contract value	£529,403.40

ACCESS*

Patients seen in 24 months	Total	Change since previous quarter
Quarter ending September 2016	7,359	
Quarter ending December 2016	7,325	→
Quarter ending March 2017	7,378	→
Quarter ending June 2017	7,391	→
Quarter ending September 2017	7,427	→
Variance since September 2016	0.9%	→



ACTIVITY



Month	Adjusted Scheduled Activity (UDA)	
	2017	2018
April	-230	90
May	1,478	1,572
June	2,492	2,522
July	4,330	4,567
August	5,487	6,178
September	7,464	7,097
October	9,294	
November	11,134	
December	12,679	
January	13,988	
February	15,654	
March	17,936	
April	19,263	
May	19,264	
June	19,265	

QUALITY

	Quantity	Base Number	Contract	AT	Region	England
% of FP17s for the same patient ID Re-attending within 3 months - Children	104	1,212	8.6%	12.2%	12.8%	11.9%
% of FP17s for the same patient ID Re-attending within 3 months - Adults	611	3,909	15.6%	15.5%	16.5%	15.9%
% of FP17s for the same patient ID Re-attending between 3 & 9 months - Children	744	1,212	61.4%	54.6%	59.7%	58.1%
% of FP17s for the same patient ID Re-attending between 3 & 9 months - Adults	2,125	3,909	54.4%	50.6%	53.0%	50.6%
% of FP17s for Band 1 Urgent Courses	626	4,488	13.9%	8.9%	9.2%	9.1%
% of FP17s Relating to Free Repair or Replacements	50	4,488	1.1%	1.2%	1.0%	0.8%
% of FP17s Relating to Continuations	28	4,488	0.6%	1.5%	1.2%	1.1%
% of Patients satisfied with the dentistry they have received	18	22	81.8%	90.2%	91.6%	91.4%
% of Patients satisfied with the time they had to wait for an appointment	21	22	95.5%	86.2%	88.1%	87.7%

* This is based on patients treated on this contract for their most recent course of treatment. Figures in italics indicate the base number of FP17s or Patient Questionnaire responses are less than 100. N/A is shown where the base number of responses is less than 10 during the period. % is calculated as Quantity/Base number*100

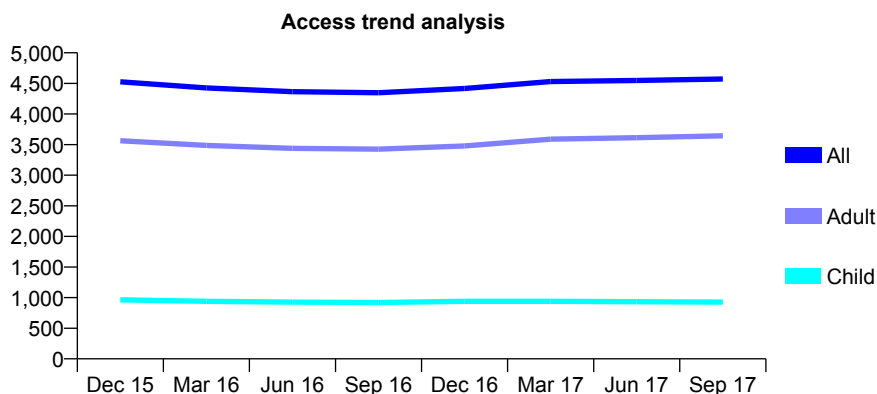
Q45 - Vital Signs At a Glance Contract Report for 767514/0002 - September 2017

Name or company name	MISS KE BOOTH
Contract type name	GDS Contract
Purpose of contract	General and Orthodontic
Contract start date	01/12/2011
Contract end date	

17/18 Contracted general activity (UDA)	12,032
Carry forward general activity (UDA)	-184
17/18 Contracted orthodontic activity (UOA)	2
Carry forward orthodontic activity (UOA)	0
Baseline contract value	£459,933.20

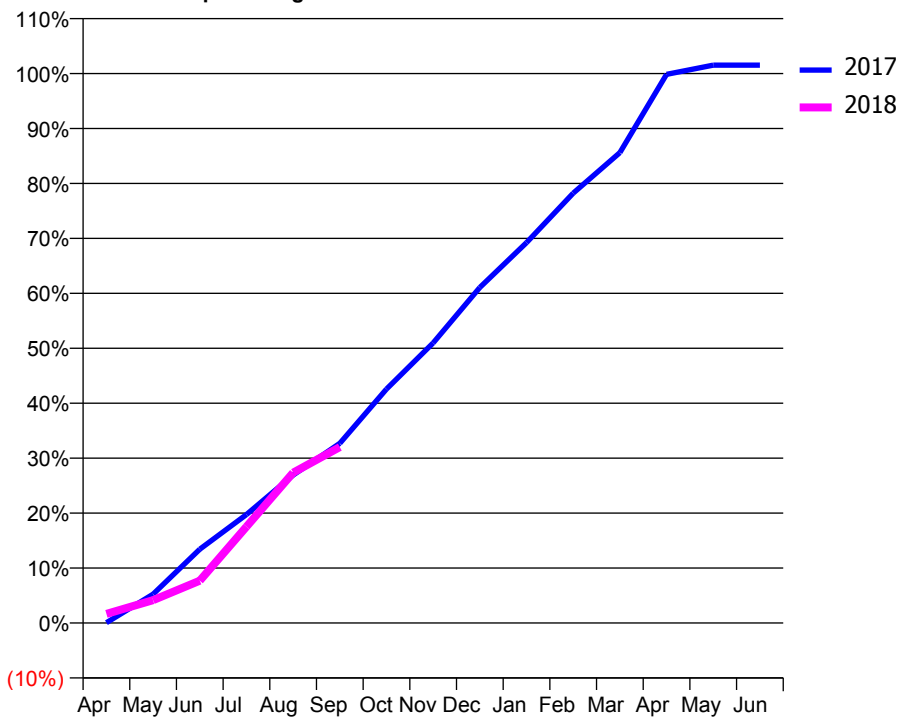
ACCESS*

Patients seen in 24 months	Total	Change since previous quarter
Quarter ending September 2016	4,347	
Quarter ending December 2016	4,417	→
Quarter ending March 2017	4,530	↑
Quarter ending June 2017	4,548	→
Quarter ending September 2017	4,571	→
Variance since September 2016	5.2%	↑



ACTIVITY

Cumulative percentage of contracted UDA delivered 2017 & 2018



Adjusted Scheduled Activity (UDA)

Month	2017	2018
April	7	199
May	633	500
June	1,615	928
July	2,375	2,108
August	3,241	3,292
September	3,933	3,854
October	5,124	
November	6,132	
December	7,348	
January	8,328	
February	9,412	
March	10,299	
April	12,015	
May	12,215	
June	12,216	

QUALITY

	Quantity	Base Number	Contract	AT	Region	England
% of FP17s for the same patient ID Re-attending within 3 months - Children	37	641	5.8%	12.2%	12.8%	11.9%
% of FP17s for the same patient ID Re-attending within 3 months - Adults	362	2,464	14.7%	15.5%	16.5%	15.9%
% of FP17s for the same patient ID Re-attending between 3 & 9 months - Children	332	641	51.8%	54.6%	59.7%	58.1%
% of FP17s for the same patient ID Re-attending between 3 & 9 months - Adults	1,286	2,464	52.2%	50.6%	53.0%	50.6%
% of FP17s for Band 1 Urgent Courses	149	2,153	6.9%	8.9%	9.2%	9.1%
% of FP17s Relating to Free Repair or Replacements	19	2,153	0.9%	1.2%	1.0%	0.8%
% of FP17s Relating to Continuations	35	2,153	1.6%	1.5%	1.2%	1.1%
% of Patients satisfied with the dentistry they have received	16	17	94.1%	90.2%	91.6%	91.4%
% of Patients satisfied with the time they had to wait for an appointment	14	17	82.4%	86.2%	88.1%	87.7%

* This is based on patients treated on this contract for their most recent course of treatment. Figures in italics indicate the base number of FP17s or Patient Questionnaire responses are less than 100. N/A is shown where the base number of responses is less than 10 during the period. % is calculated as Quantity/Base number*100

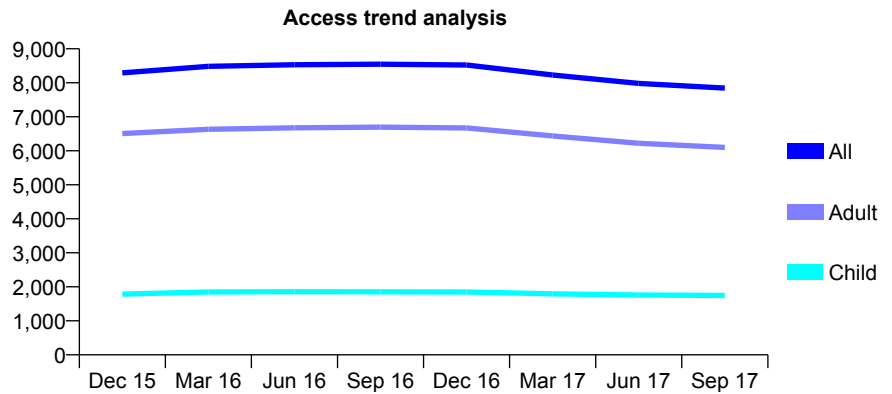
Q45 - Vital Signs At a Glance Contract Report for 772321/0001 - September 2017

Name or company name	MR PC WOODHOUSE
Contract type name	GDS Contract
Purpose of contract	General and Orthodontic
Contract start date	01/06/2011
Contract end date	

17/18 Contracted general activity (UDA)	28,441
Carry forward general activity (UDA)	0
17/18 Contracted orthodontic activity (UOA)	0
Carry forward orthodontic activity (UOA)	0
Baseline contract value	£771,516.83

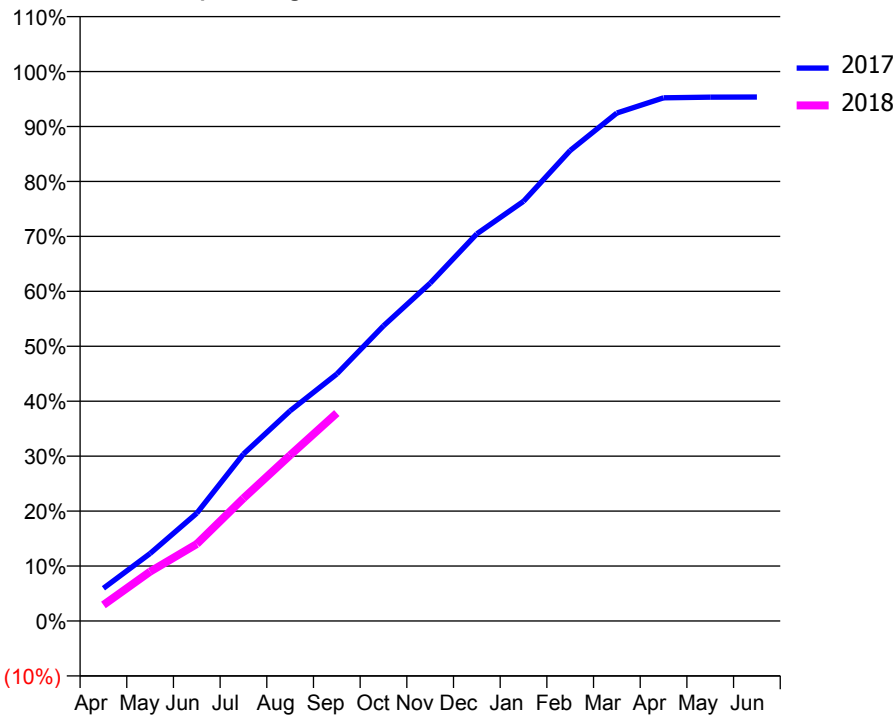
ACCESS*

Patients seen in 24 months	Total	Change since previous quarter
Quarter ending September 2016	8,548	
Quarter ending December 2016	8,524	→
Quarter ending March 2017	8,231	↓
Quarter ending June 2017	7,982	↓
Quarter ending September 2017	7,846	↓
Variance since September 2016	(8.2%)	↓



ACTIVITY

Cumulative percentage of contracted UDA delivered 2017 & 2018



Month	Adjusted Scheduled Activity (UDA)	
	2017	2018
April	1,696	831
May	3,499	2,558
June	5,583	3,988
July	8,643	6,351
August	10,882	8,581
September	12,783	10,762
October	15,277	
November	17,483	
December	20,041	
January	21,720	
February	24,351	
March	26,293	
April	27,082	
May	27,115	
June	27,123	

QUALITY

	Quantity	Base Number	Contract	AT	Region	England
% of FP17s for the same patient ID Re-attending within 3 months - Children	113	1,365	8.3%	12.2%	12.8%	11.9%
% of FP17s for the same patient ID Re-attending within 3 months - Adults	520	3,920	13.3%	15.5%	16.5%	15.9%
% of FP17s for the same patient ID Re-attending between 3 & 9 months - Children	803	1,365	58.8%	54.6%	59.7%	58.1%
% of FP17s for the same patient ID Re-attending between 3 & 9 months - Adults	2,289	3,920	58.4%	50.6%	53.0%	50.6%
% of FP17s for Band 1 Urgent Courses	230	4,944	4.7%	8.9%	9.2%	9.1%
% of FP17s Relating to Free Repair or Replacements	39	4,944	0.8%	1.2%	1.0%	0.8%
% of FP17s Relating to Continuations	137	4,944	2.8%	1.5%	1.2%	1.1%
% of Patients satisfied with the dentistry they have received	26	26	100.0%	90.2%	91.6%	91.4%
% of Patients satisfied with the time they had to wait for an appointment	23	26	88.5%	86.2%	88.1%	87.7%

* This is based on patients treated on this contract for their most recent course of treatment. Figures in italics indicate the base number of FP17s or Patient Questionnaire responses are less than 100. N/A is shown where the base number of responses is less than 10 during the period. % is calculated as Quantity/Base number*100

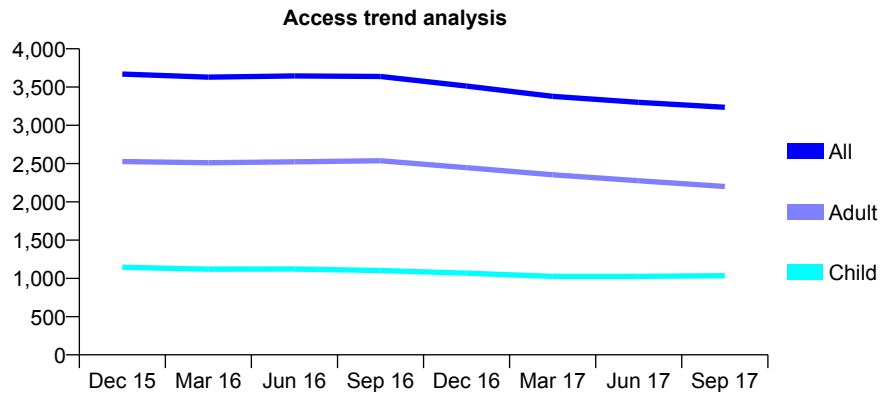
Q45 - Vital Signs At a Glance Contract Report for 773115/0002 - September 2017

Name or company name	MR P THAPAR
Contract type name	Pilot Contract
Purpose of contract	General
Contract start date	01/04/2006
Contract end date	

17/18 Contracted general activity (UDA)	11,473
Carry forward general activity (UDA)	0
17/18 Contracted orthodontic activity (UOA)	0
Carry forward orthodontic activity (UOA)	0
Baseline contract value	£261,553.75

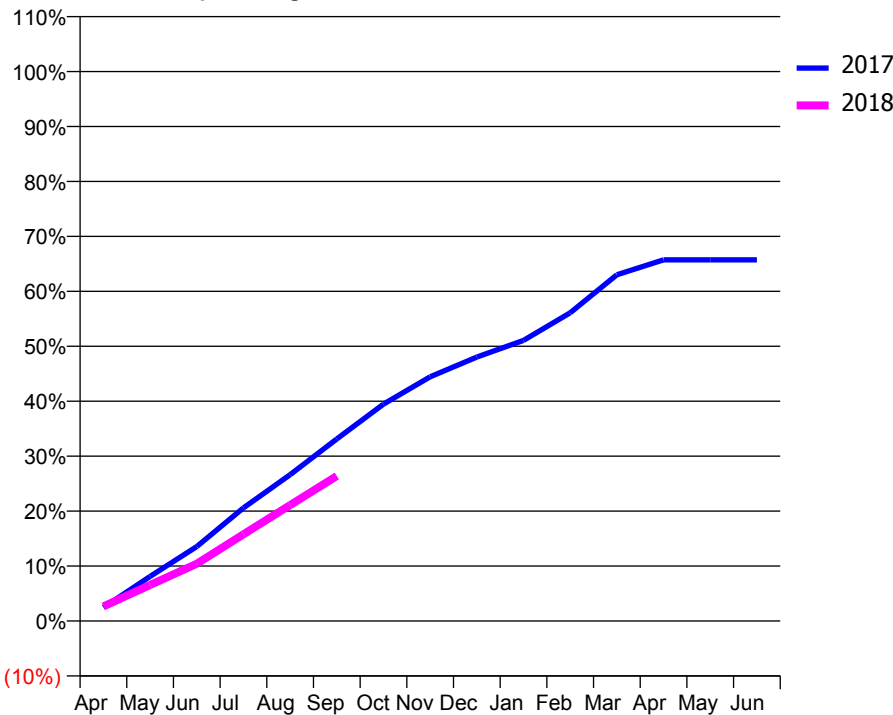
ACCESS*

Patients seen in 24 months	Total	Change since previous quarter
Quarter ending September 2016	3,639	
Quarter ending December 2016	3,513	↓
Quarter ending March 2017	3,379	↓
Quarter ending June 2017	3,301	↓
Quarter ending September 2017	3,235	↓
Variance since September 2016	(11.1%)	↓



ACTIVITY

Cumulative percentage of contracted UDA delivered 2017 & 2018



Month	Adjusted Scheduled Activity (UDA)	
	2017	2018
April	284	304
May	930	754
June	1,556	1,196
July	2,364	1,812
August	3,056	2,421
September	3,803	3,029
October	4,529	
November	5,099	
December	5,512	
January	5,859	
February	6,435	
March	7,230	
April	7,541	
May	7,541	
June	7,541	

QUALITY

	Quantity	Base Number	Contract	AT	Region	England
% of FP17s for the same patient ID Re-attending within 3 months - Children	37	675	5.5%	12.2%	12.8%	11.9%
% of FP17s for the same patient ID Re-attending within 3 months - Adults	98	920	10.7%	15.5%	16.5%	15.9%
% of FP17s for the same patient ID Re-attending between 3 & 9 months - Children	258	675	38.2%	54.6%	59.7%	58.1%
% of FP17s for the same patient ID Re-attending between 3 & 9 months - Adults	270	920	29.3%	50.6%	53.0%	50.6%
% of FP17s for Band 1 Urgent Courses	83	1,463	5.7%	8.9%	9.2%	9.1%
% of FP17s Relating to Free Repair or Replacements	14	1,463	1.0%	1.2%	1.0%	0.8%
% of FP17s Relating to Continuations	33	1,463	2.3%	1.5%	1.2%	1.1%
% of Patients satisfied with the dentistry they have received	5	6	N/A	90.2%	91.6%	91.4%
% of Patients satisfied with the time they had to wait for an appointment	6	6	N/A	86.2%	88.1%	87.7%

* This is based on patients treated on this contract for their most recent course of treatment. Figures in italics indicate the base number of FP17s or Patient Questionnaire responses are less than 100. N/A is shown where the base number of responses is less than 10 during the period. % is calculated as Quantity/Base number*100

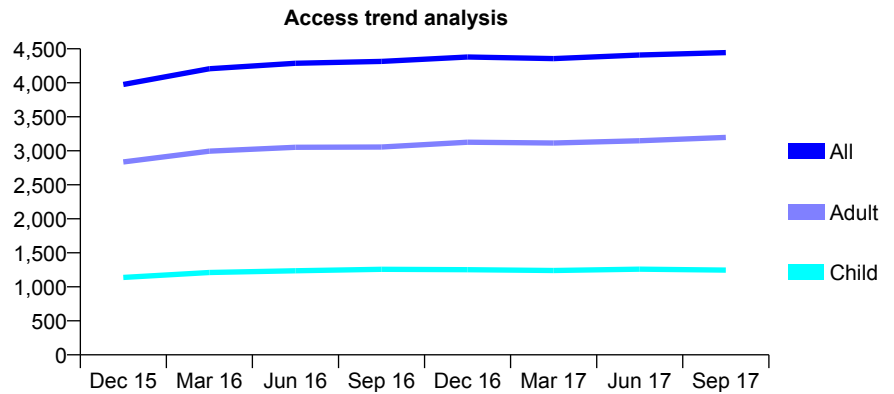
Q45 - Vital Signs At a Glance Contract Report for 801712/0004 - September 2017

Name or company name	Mr S A Jeyarajan Dental Surgery
Contract type name	GDS Contract
Purpose of contract	General
Contract start date	14/05/2011
Contract end date	

17/18 Contracted general activity (UDA)	11,567
Carry forward general activity (UDA)	-231
17/18 Contracted orthodontic activity (UOA)	0
Carry forward orthodontic activity (UOA)	0
Baseline contract value	£313,651.94

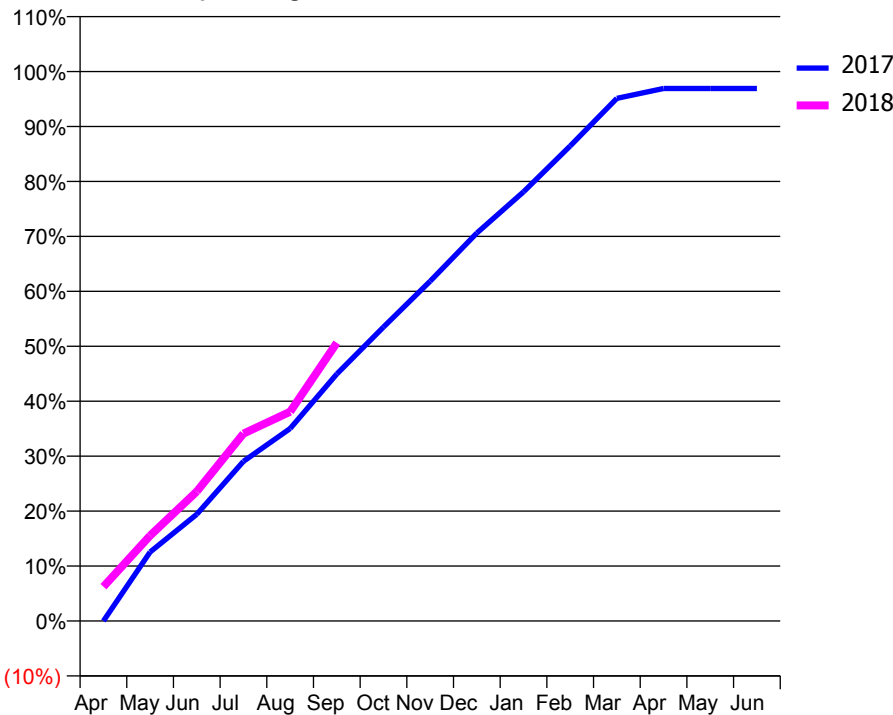
ACCESS*

Patients seen in 24 months	Total	Change since previous quarter
Quarter ending September 2016	4,314	
Quarter ending December 2016	4,379	→
Quarter ending March 2017	4,355	→
Quarter ending June 2017	4,409	→
Quarter ending September 2017	4,444	→
Variance since September 2016	3.0%	↑



ACTIVITY

Cumulative percentage of contracted UDA delivered 2017 & 2018



Month	Adjusted Scheduled Activity (UDA)	
	2017	2018
April	0	723
May	1,453	1,798
June	2,247	2,726
July	3,361	3,946
August	4,052	4,406
September	5,199	5,855
October	6,187	
November	7,152	
December	8,166	
January	9,034	
February	9,999	
March	11,001	
April	11,209	
May	11,209	
June	11,209	

QUALITY

	Quantity	Base Number	Contract	AT	Region	England
% of FP17s for the same patient ID Re-attending within 3 months - Children	74	802	9.2%	12.2%	12.8%	11.9%
% of FP17s for the same patient ID Re-attending within 3 months - Adults	289	1,911	15.1%	15.5%	16.5%	15.9%
% of FP17s for the same patient ID Re-attending between 3 & 9 months - Children	392	802	48.9%	54.6%	59.7%	58.1%
% of FP17s for the same patient ID Re-attending between 3 & 9 months - Adults	725	1,911	37.9%	50.6%	53.0%	50.6%
% of FP17s for Band 1 Urgent Courses	337	2,615	12.9%	8.9%	9.2%	9.1%
% of FP17s Relating to Free Repair or Replacements	17	2,615	0.7%	1.2%	1.0%	0.8%
% of FP17s Relating to Continuations	26	2,615	1.0%	1.5%	1.2%	1.1%
% of Patients satisfied with the dentistry they have received	9	10	90.0%	90.2%	91.6%	91.4%
% of Patients satisfied with the time they had to wait for an appointment	8	10	80.0%	86.2%	88.1%	87.7%

* This is based on patients treated on this contract for their most recent course of treatment. Figures in italics indicate the base number of FP17s or Patient Questionnaire responses are less than 100. N/A is shown where the base number of responses is less than 10 during the period. % is calculated as Quantity/Base number*100

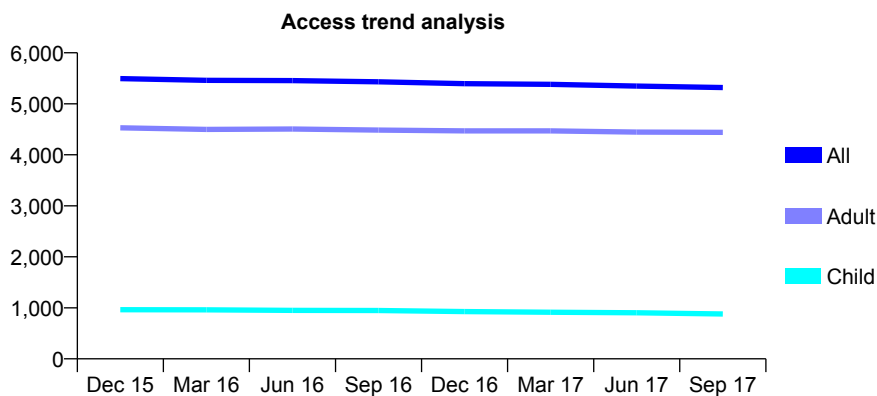
Q45 - Vital Signs At a Glance Contract Report for 804932/0001 - September 2017

Name or company name	MR A ABRAHAM
Contract type name	GDS Contract
Purpose of contract	General
Contract start date	01/04/2006
Contract end date	

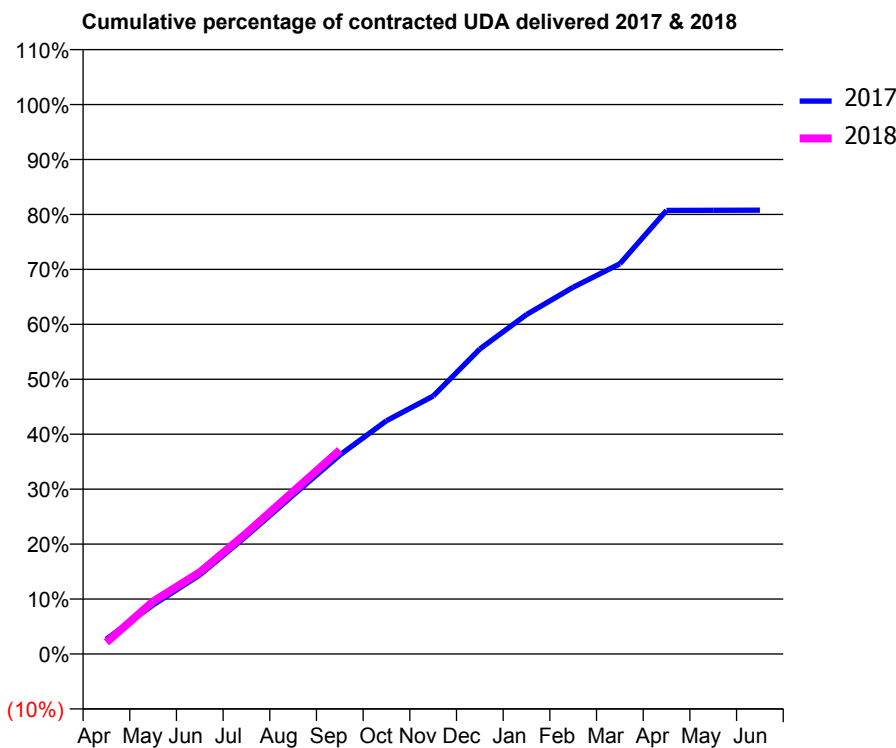
17/18 Contracted general activity (UDA)	17,669
Carry forward general activity (UDA)	0
17/18 Contracted orthodontic activity (UOA)	0
Carry forward orthodontic activity (UOA)	0
Baseline contract value	£378,073.74

ACCESS*

Patients seen in 24 months	Total	Change since previous quarter
Quarter ending September 2016	5,431	
Quarter ending December 2016	5,394	→
Quarter ending March 2017	5,382	→
Quarter ending June 2017	5,349	→
Quarter ending September 2017	5,319	→
Variance since September 2016	(2.1%)	↓



ACTIVITY



Month	Adjusted Scheduled Activity (UDA)	
	2017	2018
April	476	375
May	1,580	1,690
June	2,546	2,629
July	3,798	3,886
August	5,110	5,225
September	6,401	6,560
October	7,501	
November	8,293	
December	9,810	
January	10,913	
February	11,793	
March	12,547	
April	14,262	
May	14,267	
June	14,271	

QUALITY

	Quantity	Base Number	Contract	AT	Region	England
% of FP17s for the same patient ID Re-attending within 3 months - Children	49	535	9.2%	12.2%	12.8%	11.9%
% of FP17s for the same patient ID Re-attending within 3 months - Adults	416	2,585	16.1%	15.5%	16.5%	15.9%
% of FP17s for the same patient ID Re-attending between 3 & 9 months - Children	111	535	20.7%	54.6%	59.7%	58.1%
% of FP17s for the same patient ID Re-attending between 3 & 9 months - Adults	590	2,585	22.8%	50.6%	53.0%	50.6%
% of FP17s for Band 1 Urgent Courses	171	2,532	6.8%	8.9%	9.2%	9.1%
% of FP17s Relating to Free Repair or Replacements	69	2,532	2.7%	1.2%	1.0%	0.8%
% of FP17s Relating to Continuations	128	2,532	5.1%	1.5%	1.2%	1.1%
% of Patients satisfied with the dentistry they have received	20	26	76.9%	90.2%	91.6%	91.4%
% of Patients satisfied with the time they had to wait for an appointment	22	26	84.6%	86.2%	88.1%	87.7%

* This is based on patients treated on this contract for their most recent course of treatment. Figures in italics indicate the base number of FP17s or Patient Questionnaire responses are less than 100. N/A is shown where the base number of responses is less than 10 during the period. % is calculated as Quantity/Base number*100

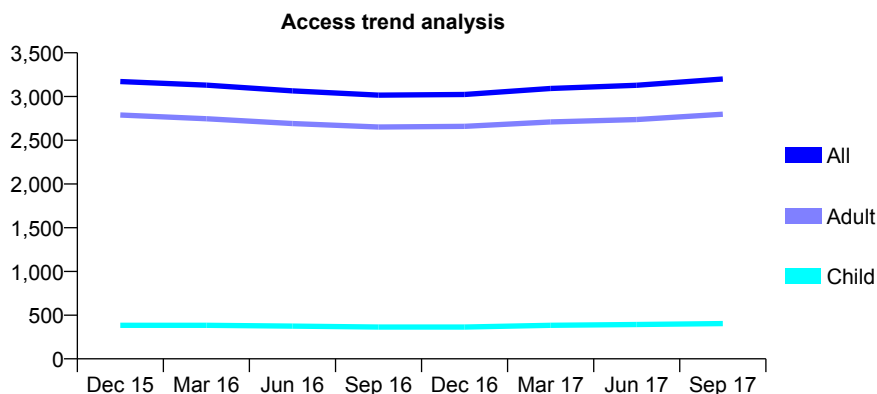
Q45 - Vital Signs At a Glance Contract Report for 811513/0001 - September 2017

Name or company name	MR PL NEWTON
Contract type name	GDS Contract
Purpose of contract	General
Contract start date	01/04/2006
Contract end date	

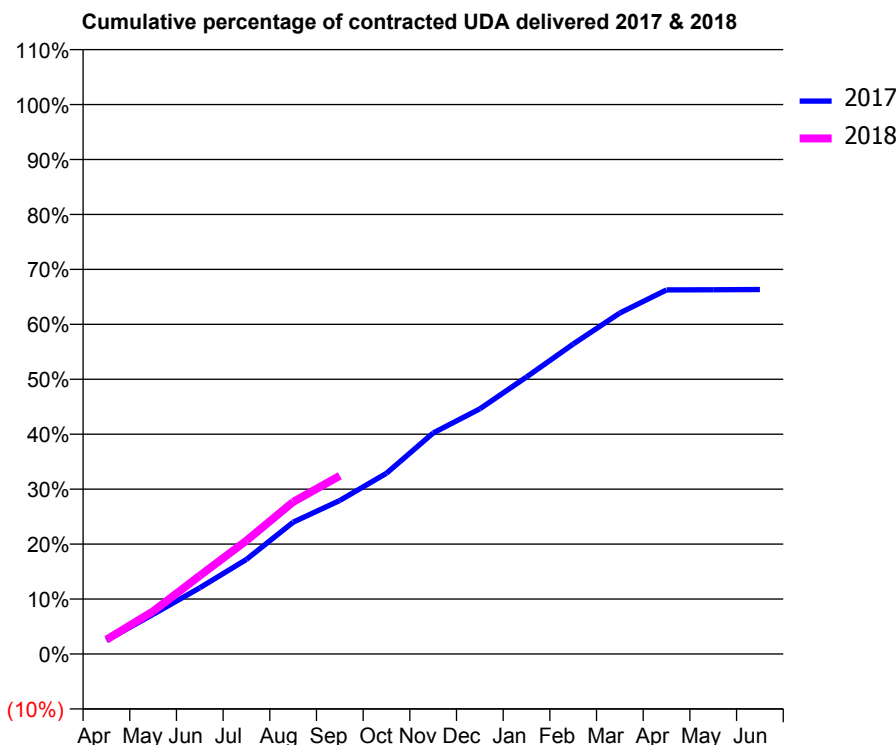
17/18 Contracted general activity (UDA)	15,980
Carry forward general activity (UDA)	0
17/18 Contracted orthodontic activity (UOA)	0
Carry forward orthodontic activity (UOA)	0
Baseline contract value	£343,951.48

ACCESS*

Patients seen in 24 months	Total	Change since previous quarter
Quarter ending September 2016	3,016	
Quarter ending December 2016	3,023	→
Quarter ending March 2017	3,092	↑
Quarter ending June 2017	3,129	→
Quarter ending September 2017	3,200	↑
Variance since September 2016	6.1%	↑



ACTIVITY



Month	Adjusted Scheduled Activity (UDA)	
	2017	2018
April	399	416
May	1,153	1,244
June	1,925	2,279
July	2,753	3,300
August	3,834	4,423
September	4,467	5,184
October	5,258	
November	6,428	
December	7,131	
January	8,056	
February	9,013	
March	9,917	
April	10,590	
May	10,592	
June	10,600	

QUALITY

	Quantity	Base Number	Contract	AT	Region	England
% of FP17s for the same patient ID Re-attending within 3 months - Children	27	360	7.5%	12.2%	12.8%	11.9%
% of FP17s for the same patient ID Re-attending within 3 months - Adults	294	2,421	12.1%	15.5%	16.5%	15.9%
% of FP17s for the same patient ID Re-attending between 3 & 9 months - Children	218	360	60.6%	54.6%	59.7%	58.1%
% of FP17s for the same patient ID Re-attending between 3 & 9 months - Adults	1,659	2,421	68.5%	50.6%	53.0%	50.6%
% of FP17s for Band 1 Urgent Courses	160	2,528	6.3%	8.9%	9.2%	9.1%
% of FP17s Relating to Free Repair or Replacements	37	2,528	1.5%	1.2%	1.0%	0.8%
% of FP17s Relating to Continuations	36	2,528	1.4%	1.5%	1.2%	1.1%
% of Patients satisfied with the dentistry they have received	17	17	100.0%	90.2%	91.6%	91.4%
% of Patients satisfied with the time they had to wait for an appointment	16	17	94.1%	86.2%	88.1%	87.7%

* This is based on patients treated on this contract for their most recent course of treatment. Figures in italics indicate the base number of FP17s or Patient Questionnaire responses are less than 100. N/A is shown where the base number of responses is less than 10 during the period. % is calculated as Quantity/Base number*100

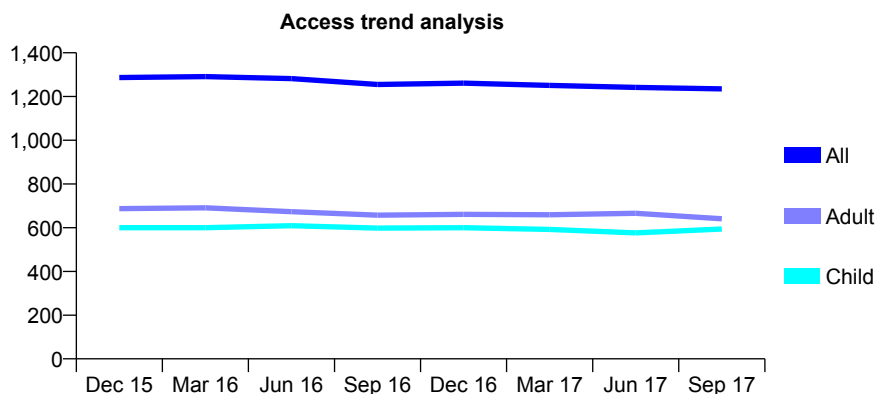
Q45 - Vital Signs At a Glance Contract Report for 814342/0002 - September 2017

Name or company name	Lynes Dental Surgery
Contract type name	GDS Contract
Purpose of contract	General
Contract start date	01/04/2006
Contract end date	

17/18 Contracted general activity (UDA)	5,800
Carry forward general activity (UDA)	0
17/18 Contracted orthodontic activity (UOA)	0
Carry forward orthodontic activity (UOA)	0
Baseline contract value	£137,914.55

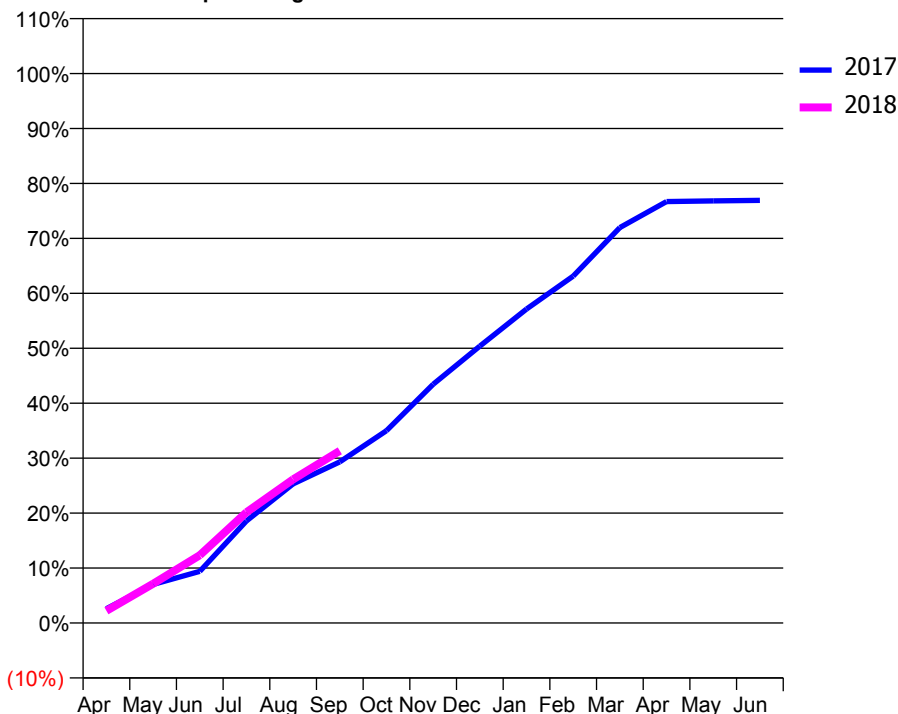
ACCESS*

Patients seen in 24 months	Total	Change since previous quarter
Quarter ending September 2016	1,255	
Quarter ending December 2016	1,261	→
Quarter ending March 2017	1,251	→
Quarter ending June 2017	1,242	→
Quarter ending September 2017	1,235	→
Variance since September 2016	(1.6%)	↓



ACTIVITY

Cumulative percentage of contracted UDA delivered 2017 & 2018



Month	Adjusted Scheduled Activity (UDA)	
	2017	2018
April	151	128
May	408	414
June	545	715
July	1,078	1,169
August	1,469	1,517
September	1,701	1,818
October	2,031	
November	2,521	
December	2,922	
January	3,313	
February	3,662	
March	4,174	
April	4,449	
May	4,455	
June	4,461	

QUALITY

	Quantity	Base Number	Contract	AT	Region	England
% of FP17s for the same patient ID Re-attending within 3 months - Children	28	562	5.0%	12.2%	12.8%	11.9%
% of FP17s for the same patient ID Re-attending within 3 months - Adults	68	488	13.9%	15.5%	16.5%	15.9%
% of FP17s for the same patient ID Re-attending between 3 & 9 months - Children	437	562	77.8%	54.6%	59.7%	58.1%
% of FP17s for the same patient ID Re-attending between 3 & 9 months - Adults	333	488	68.2%	50.6%	53.0%	50.6%
% of FP17s for Band 1 Urgent Courses	42	955	4.4%	8.9%	9.2%	9.1%
% of FP17s Relating to Free Repair or Replacements	0	955	0.0%	1.2%	1.0%	0.8%
% of FP17s Relating to Continuations	7	955	0.7%	1.5%	1.2%	1.1%
% of Patients satisfied with the dentistry they have received	5	5	N/A	90.2%	91.6%	91.4%
% of Patients satisfied with the time they had to wait for an appointment	5	5	N/A	86.2%	88.1%	87.7%

* This is based on patients treated on this contract for their most recent course of treatment. Figures in italics indicate the base number of FP17s or Patient Questionnaire responses are less than 100. N/A is shown where the base number of responses is less than 10 during the period. % is calculated as Quantity/Base number*100

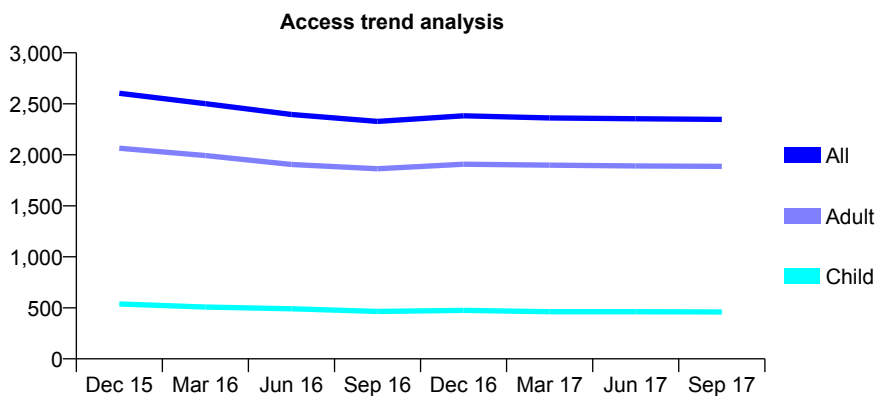
Q45 - Vital Signs At a Glance Contract Report for 820857/0002 - September 2017

Name or company name	MRS JH ELSTON
Contract type name	GDS Contract
Purpose of contract	General
Contract start date	01/04/2006
Contract end date	

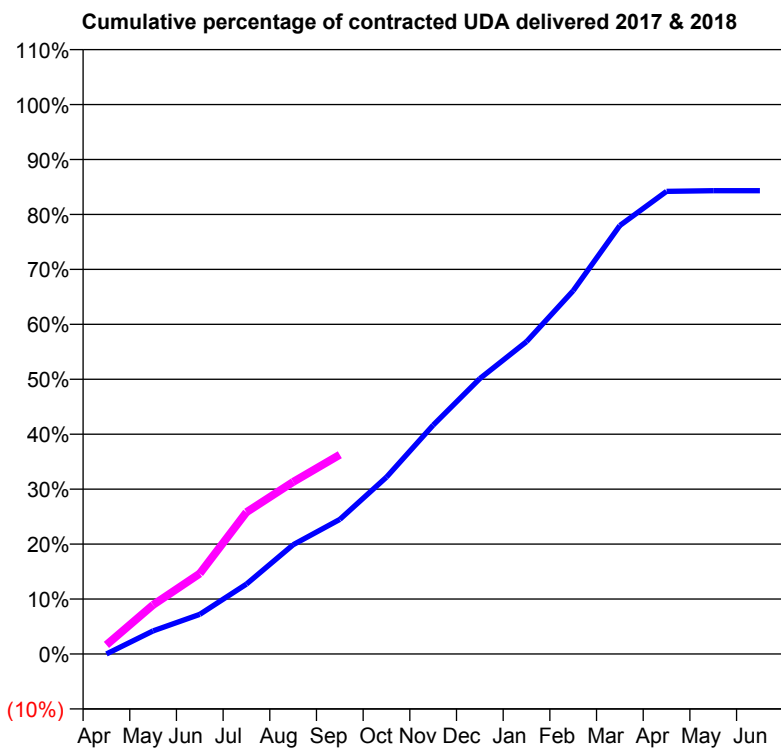
17/18 Contracted general activity (UDA)	12,629
Carry forward general activity (UDA)	0
17/18 Contracted orthodontic activity (UOA)	0
Carry forward orthodontic activity (UOA)	0
Baseline contract value	£352,021.71

ACCESS*

Patients seen in 24 months	Total	Change since previous quarter
Quarter ending September 2016	2,328	
Quarter ending December 2016	2,383	↑
Quarter ending March 2017	2,361	→
Quarter ending June 2017	2,353	→
Quarter ending September 2017	2,347	→
Variance since September 2016	0.8%	→



ACTIVITY



Month	Adjusted Scheduled Activity (UDA)	
	2017	2018
April	0	211
May	532	1,128
June	912	1,851
July	1,608	3,260
August	2,511	3,954
September	3,095	4,579
October	4,066	
November	5,260	
December	6,329	
January	7,179	
February	8,349	
March	9,848	
April	10,634	
May	10,648	
June	10,649	

QUALITY

	Quantity	Base Number	Contract	AT	Region	England
% of FP17s for the same patient ID Re-attending within 3 months - Children	27	348	7.8%	12.2%	12.8%	11.9%
% of FP17s for the same patient ID Re-attending within 3 months - Adults	449	1,656	27.1%	15.5%	16.5%	15.9%
% of FP17s for the same patient ID Re-attending between 3 & 9 months - Children	185	348	53.2%	54.6%	59.7%	58.1%
% of FP17s for the same patient ID Re-attending between 3 & 9 months - Adults	813	1,656	49.1%	50.6%	53.0%	50.6%
% of FP17s for Band 1 Urgent Courses	296	1,810	16.4%	8.9%	9.2%	9.1%
% of FP17s Relating to Free Repair or Replacements	80	1,810	4.4%	1.2%	1.0%	0.8%
% of FP17s Relating to Continuations	52	1,810	2.9%	1.5%	1.2%	1.1%
% of Patients satisfied with the dentistry they have received	9	12	75.0%	90.2%	91.6%	91.4%
% of Patients satisfied with the time they had to wait for an appointment	8	12	66.7%	86.2%	88.1%	87.7%

* This is based on patients treated on this contract for their most recent course of treatment. Figures in italics indicate the base number of FP17s or Patient Questionnaire responses are less than 100. N/A is shown where the base number of responses is less than 10 during the period. % is calculated as Quantity/Base number*100

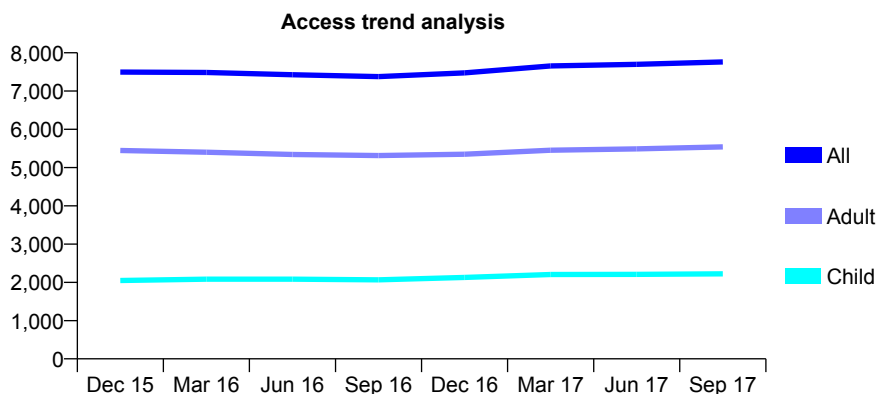
Q45 - Vital Signs At a Glance Contract Report for 832472/0001 - September 2017

Name or company name	MR AR FLETCHER
Contract type name	GDS Contract
Purpose of contract	General and Orthodontic
Contract start date	01/04/2006
Contract end date	

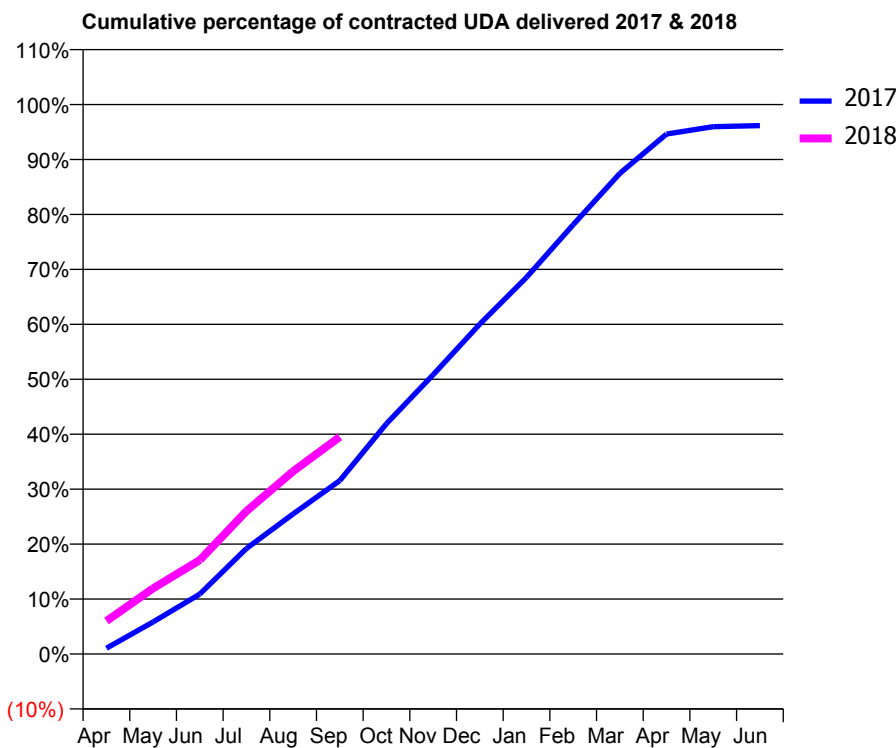
17/18 Contracted general activity (UDA)	25,408
Carry forward general activity (UDA)	-973
17/18 Contracted orthodontic activity (UOA)	407
Carry forward orthodontic activity (UOA)	0
Baseline contract value	£641,744.57

ACCESS*

Patients seen in 24 months	Total	Change since previous quarter
Quarter ending September 2016	7,379	
Quarter ending December 2016	7,475	→
Quarter ending March 2017	7,657	↑
Quarter ending June 2017	7,700	→
Quarter ending September 2017	7,762	→
Variance since September 2016	5.2%	↑



ACTIVITY



Month	Adjusted Scheduled Activity (UDA)	
	2017	2018
April	270	1,525
May	1,482	3,039
June	2,773	4,341
July	4,880	6,608
August	6,480	8,449
September	8,020	10,041
October	10,651	
November	12,912	
December	15,257	
January	17,415	
February	19,853	
March	22,224	
April	24,041	
May	24,385	
June	24,435	

QUALITY

	Quantity	Base Number	Contract	AT	Region	England
% of FP17s for the same patient ID Re-attending within 3 months - Children	202	1,618	12.5%	12.2%	12.8%	11.9%
% of FP17s for the same patient ID Re-attending within 3 months - Adults	601	3,438	17.5%	15.5%	16.5%	15.9%
% of FP17s for the same patient ID Re-attending between 3 & 9 months - Children	821	1,618	50.7%	54.6%	59.7%	58.1%
% of FP17s for the same patient ID Re-attending between 3 & 9 months - Adults	1,666	3,438	48.5%	50.6%	53.0%	50.6%
% of FP17s for Band 1 Urgent Courses	335	3,845	8.7%	8.9%	9.2%	9.1%
% of FP17s Relating to Free Repair or Replacements	48	3,845	1.2%	1.2%	1.0%	0.8%
% of FP17s Relating to Continuations	94	3,845	2.4%	1.5%	1.2%	1.1%
% of Patients satisfied with the dentistry they have received	16	19	84.2%	90.2%	91.6%	91.4%
% of Patients satisfied with the time they had to wait for an appointment	15	19	78.9%	86.2%	88.1%	87.7%

* This is based on patients treated on this contract for their most recent course of treatment. Figures in italics indicate the base number of FP17s or Patient Questionnaire responses are less than 100. N/A is shown where the base number of responses is less than 10 during the period. % is calculated as Quantity/Base number*100

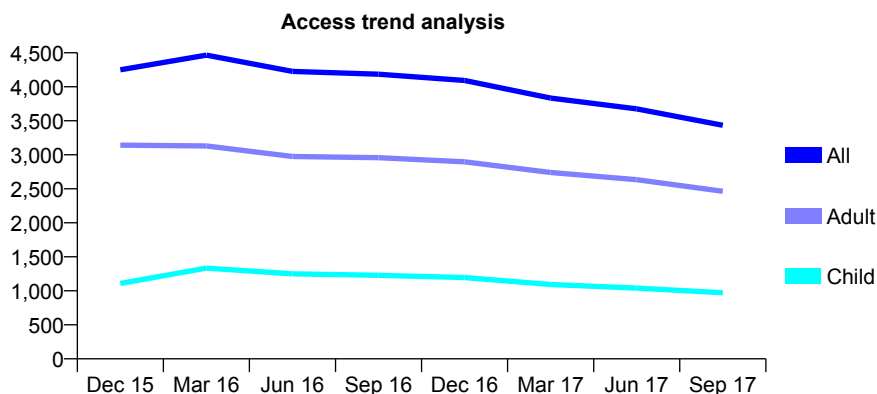
Q45 - Vital Signs At a Glance Contract Report for 833037/0004 - September 2017

Name or company name	MR MA HYDER
Contract type name	GDS Contract
Purpose of contract	General
Contract start date	01/04/2006
Contract end date	

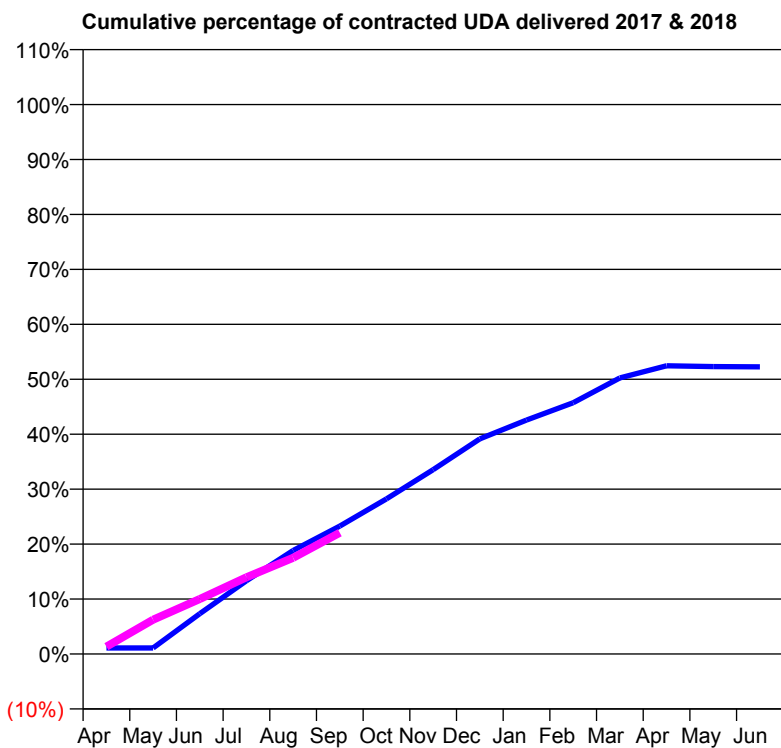
17/18 Contracted general activity (UDA)	11,922
Carry forward general activity (UDA)	0
17/18 Contracted orthodontic activity (UOA)	0
Carry forward orthodontic activity (UOA)	0
Baseline contract value	£387,227.73

ACCESS*

Patients seen in 24 months	Total	Change since previous quarter
Quarter ending September 2016	4,185	
Quarter ending December 2016	4,093	↓
Quarter ending March 2017	3,834	↓
Quarter ending June 2017	3,675	↓
Quarter ending September 2017	3,434	↓
Variance since September 2016	(17.9%)	↓



ACTIVITY



Month	Adjusted Scheduled Activity (UDA)	
	2017	2018
April	130	161
May	130	745
June	874	1,192
July	1,590	1,664
August	2,246	2,089
September	2,777	2,630
October	3,366	
November	3,999	
December	4,669	
January	5,076	
February	5,453	
March	5,989	
April	6,253	
May	6,235	
June	6,231	

QUALITY

	Quantity	Base Number	Contract	AT	Region	England
% of FP17s for the same patient ID Re-attending within 3 months - Children	16	427	3.7%	12.2%	12.8%	11.9%
% of FP17s for the same patient ID Re-attending within 3 months - Adults	138	972	14.2%	15.5%	16.5%	15.9%
% of FP17s for the same patient ID Re-attending between 3 & 9 months - Children	98	427	23.0%	54.6%	59.7%	58.1%
% of FP17s for the same patient ID Re-attending between 3 & 9 months - Adults	191	972	19.7%	50.6%	53.0%	50.6%
% of FP17s for Band 1 Urgent Courses	236	1,265	18.7%	8.9%	9.2%	9.1%
% of FP17s Relating to Free Repair or Replacements	17	1,265	1.3%	1.2%	1.0%	0.8%
% of FP17s Relating to Continuations	3	1,265	0.2%	1.5%	1.2%	1.1%
% of Patients satisfied with the dentistry they have received	2	3	N/A	90.2%	91.6%	91.4%
% of Patients satisfied with the time they had to wait for an appointment	2	3	N/A	86.2%	88.1%	87.7%

* This is based on patients treated on this contract for their most recent course of treatment. Figures in italics indicate the base number of FP17s or Patient Questionnaire responses are less than 100. N/A is shown where the base number of responses is less than 10 during the period. % is calculated as Quantity/Base number*100

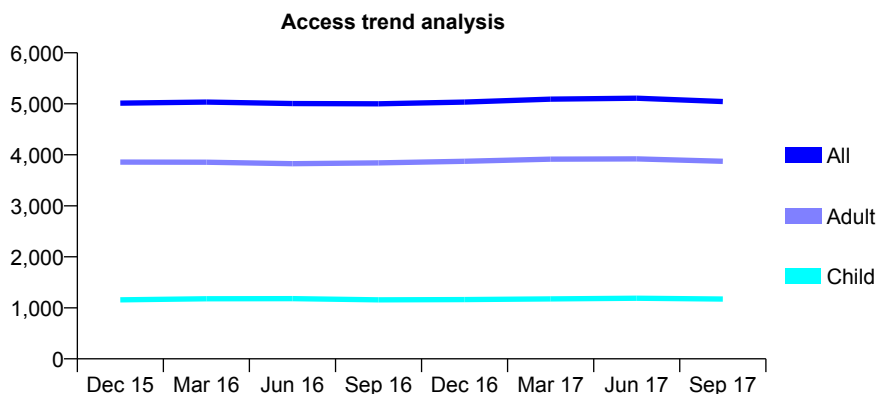
Q45 - Vital Signs At a Glance Contract Report for 833037/0007 - September 2017

Name or company name	MR MA HYDER
Contract type name	GDS Contract
Purpose of contract	General
Contract start date	01/08/2006
Contract end date	

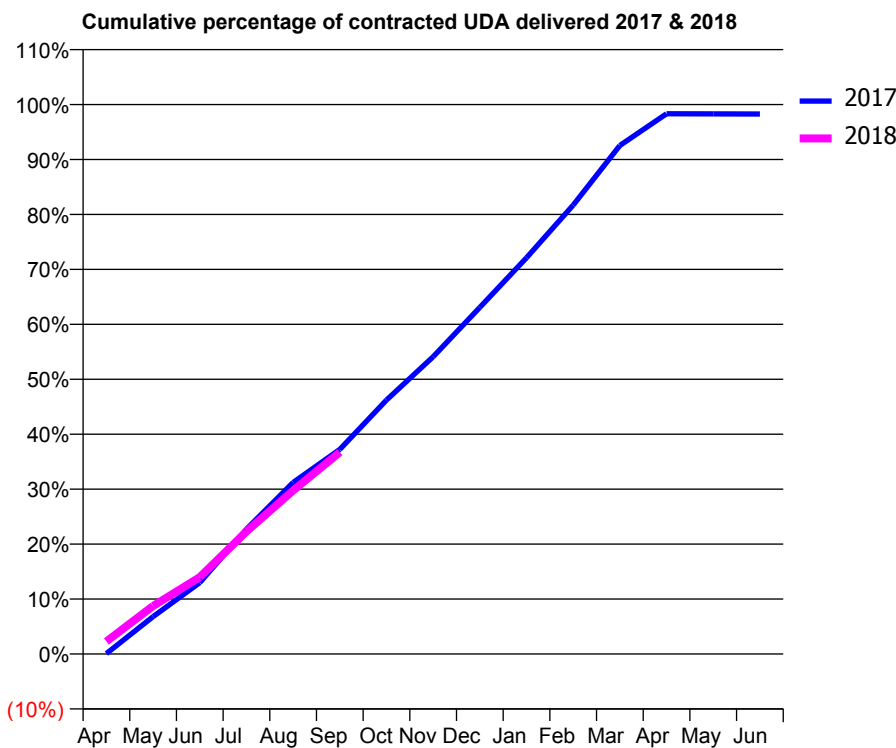
17/18 Contracted general activity (UDA)	12,000
Carry forward general activity (UDA)	207
17/18 Contracted orthodontic activity (UOA)	0
Carry forward orthodontic activity (UOA)	0
Baseline contract value	£346,599.20

ACCESS*

Patients seen in 24 months	Total	Change since previous quarter
Quarter ending September 2016	4,999	
Quarter ending December 2016	5,035	→
Quarter ending March 2017	5,091	→
Quarter ending June 2017	5,110	→
Quarter ending September 2017	5,044	↓
Variance since September 2016	0.9%	→



ACTIVITY



Month	Adjusted Scheduled Activity (UDA)	
	2017	2018
April	11	275
May	818	1,049
June	1,558	1,677
July	2,728	2,676
August	3,746	3,572
September	4,469	4,406
October	5,547	
November	6,491	
December	7,570	
January	8,654	
February	9,802	
March	11,106	
April	11,799	
May	11,795	
June	11,793	

QUALITY

	Quantity	Base Number	Contract	AT	Region	England
% of FP17s for the same patient ID Re-attending within 3 months - Children	60	746	8.0%	12.2%	12.8%	11.9%
% of FP17s for the same patient ID Re-attending within 3 months - Adults	363	2,374	15.3%	15.5%	16.5%	15.9%
% of FP17s for the same patient ID Re-attending between 3 & 9 months - Children	436	746	58.4%	54.6%	59.7%	58.1%
% of FP17s for the same patient ID Re-attending between 3 & 9 months - Adults	1,186	2,374	50.0%	50.6%	53.0%	50.6%
% of FP17s for Band 1 Urgent Courses	410	2,810	14.6%	8.9%	9.2%	9.1%
% of FP17s Relating to Free Repair or Replacements	28	2,810	1.0%	1.2%	1.0%	0.8%
% of FP17s Relating to Continuations	17	2,810	0.6%	1.5%	1.2%	1.1%
% of Patients satisfied with the dentistry they have received	25	27	92.6%	90.2%	91.6%	91.4%
% of Patients satisfied with the time they had to wait for an appointment	22	27	81.5%	86.2%	88.1%	87.7%

* This is based on patients treated on this contract for their most recent course of treatment. Figures in italics indicate the base number of FP17s or Patient Questionnaire responses are less than 100. N/A is shown where the base number of responses is less than 10 during the period. % is calculated as Quantity/Base number*100

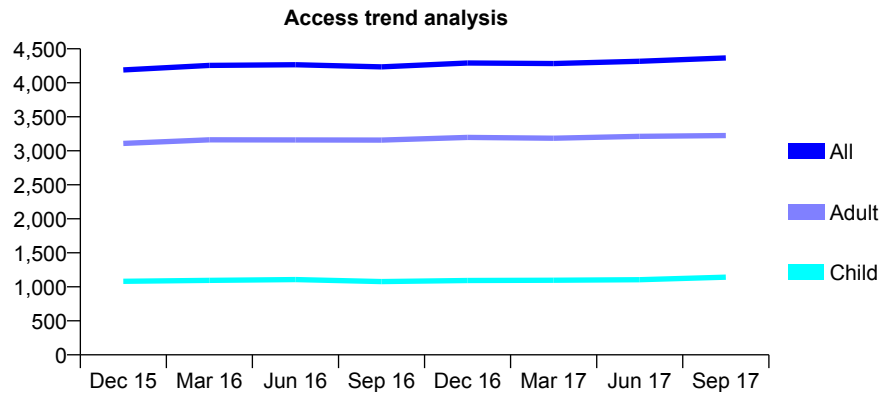
Q45 - Vital Signs At a Glance Contract Report for 833037/0008 - September 2017

Name or company name	MR MA HYDER
Contract type name	GDS Contract
Purpose of contract	General
Contract start date	01/09/2008
Contract end date	

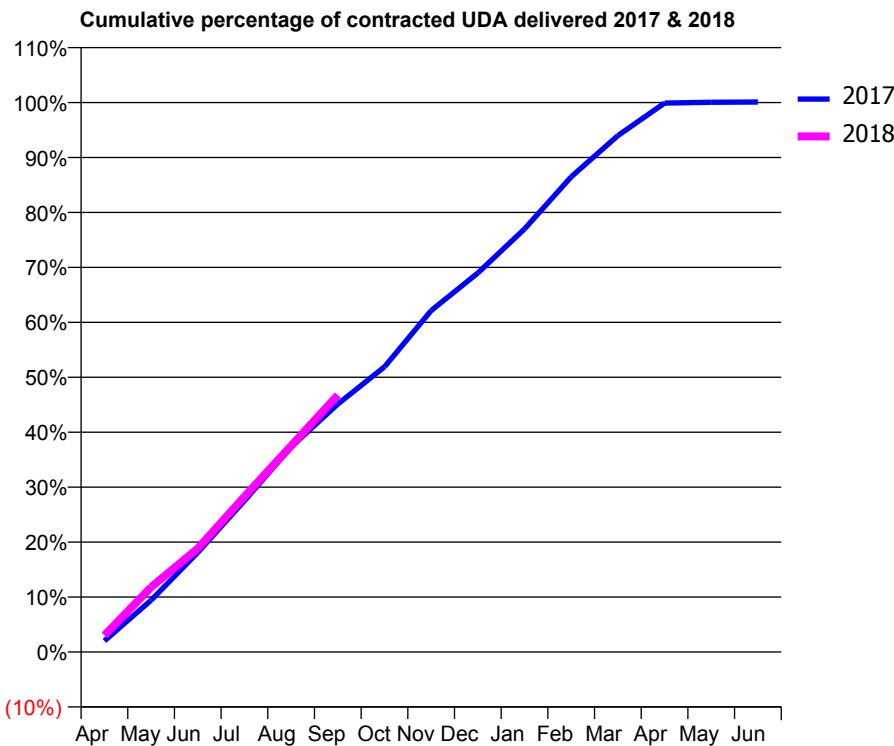
17/18 Contracted general activity (UDA)	10,861
Carry forward general activity (UDA)	-11
17/18 Contracted orthodontic activity (UOA)	0
Carry forward orthodontic activity (UOA)	0
Baseline contract value	£232,358.70

ACCESS*

Patients seen in 24 months	Total	Change since previous quarter
Quarter ending September 2016	4,235	
Quarter ending December 2016	4,291	→
Quarter ending March 2017	4,284	→
Quarter ending June 2017	4,316	→
Quarter ending September 2017	4,366	→
Variance since September 2016	3.1%	↑



ACTIVITY



Month	Adjusted Scheduled Activity (UDA)	
	2017	2018
April	221	329
May	1,023	1,282
June	1,967	2,048
July	2,991	3,073
August	4,053	4,075
September	4,902	5,078
October	5,637	
November	6,748	
December	7,493	
January	8,362	
February	9,392	
March	10,207	
April	10,849	
May	10,866	
June	10,872	

QUALITY

	Quantity	Base Number	Contract	AT	Region	England
% of FP17s for the same patient ID Re-attending within 3 months - Children	89	885	10.1%	12.2%	12.8%	11.9%
% of FP17s for the same patient ID Re-attending within 3 months - Adults	399	2,285	17.5%	15.5%	16.5%	15.9%
% of FP17s for the same patient ID Re-attending between 3 & 9 months - Children	454	885	51.3%	54.6%	59.7%	58.1%
% of FP17s for the same patient ID Re-attending between 3 & 9 months - Adults	1,103	2,285	48.3%	50.6%	53.0%	50.6%
% of FP17s for Band 1 Urgent Courses	457	2,846	16.1%	8.9%	9.2%	9.1%
% of FP17s Relating to Free Repair or Replacements	36	2,846	1.3%	1.2%	1.0%	0.8%
% of FP17s Relating to Continuations	14	2,846	0.5%	1.5%	1.2%	1.1%
% of Patients satisfied with the dentistry they have received	16	16	100.0%	90.2%	91.6%	91.4%
% of Patients satisfied with the time they had to wait for an appointment	11	16	68.8%	86.2%	88.1%	87.7%

* This is based on patients treated on this contract for their most recent course of treatment. Figures in italics indicate the base number of FP17s or Patient Questionnaire responses are less than 100. N/A is shown where the base number of responses is less than 10 during the period. % is calculated as Quantity/Base number*100

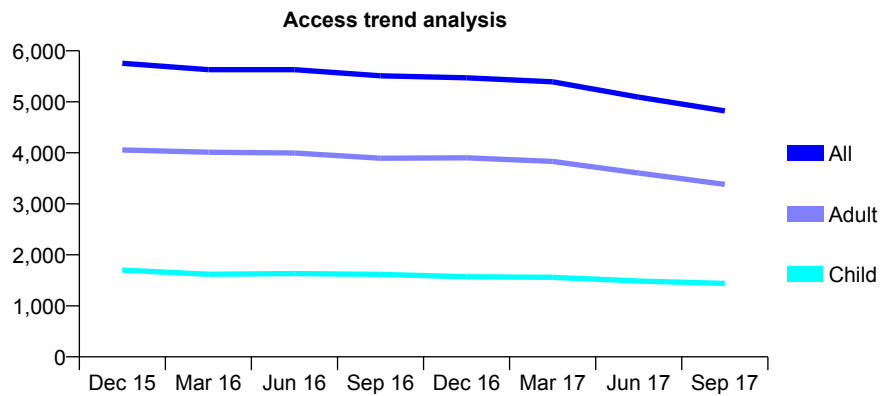
Q45 - Vital Signs At a Glance Contract Report for 833037/0009 - September 2017

Name or company name	MR MA HYDER
Contract type name	GDS Contract
Purpose of contract	General
Contract start date	01/06/2009
Contract end date	

17/18 Contracted general activity (UDA)	15,400
Carry forward general activity (UDA)	0
17/18 Contracted orthodontic activity (UOA)	0
Carry forward orthodontic activity (UOA)	0
Baseline contract value	£334,092.77

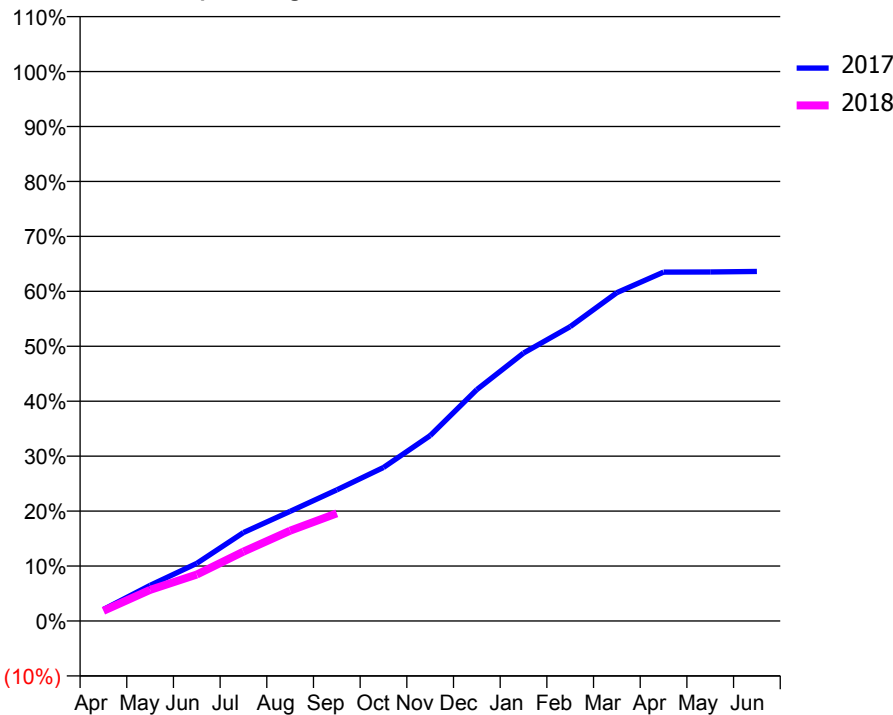
ACCESS*

Patients seen in 24 months	Total	Change since previous quarter
Quarter ending September 2016	5,511	
Quarter ending December 2016	5,471	→
Quarter ending March 2017	5,391	↓
Quarter ending June 2017	5,091	↓
Quarter ending September 2017	4,821	↓
Variance since September 2016	(12.5%)	↓



ACTIVITY

Cumulative percentage of contracted UDA delivered 2017 & 2018



Month	Adjusted Scheduled Activity (UDA)	
	2017	2018
April	324	287
May	998	872
June	1,617	1,302
July	2,480	1,946
August	3,074	2,533
September	3,674	3,016
October	4,303	
November	5,198	
December	6,486	
January	7,510	
February	8,251	
March	9,203	
April	9,777	
May	9,781	
June	9,796	

QUALITY

	Quantity	Base Number	Contract	AT	Region	England
% of FP17s for the same patient ID Re-attending within 3 months - Children	21	558	3.8%	12.2%	12.8%	11.9%
% of FP17s for the same patient ID Re-attending within 3 months - Adults	134	1,178	11.4%	15.5%	16.5%	15.9%
% of FP17s for the same patient ID Re-attending between 3 & 9 months - Children	130	558	23.3%	54.6%	59.7%	58.1%
% of FP17s for the same patient ID Re-attending between 3 & 9 months - Adults	323	1,178	27.4%	50.6%	53.0%	50.6%
% of FP17s for Band 1 Urgent Courses	166	1,428	11.6%	8.9%	9.2%	9.1%
% of FP17s Relating to Free Repair or Replacements	4	1,428	0.3%	1.2%	1.0%	0.8%
% of FP17s Relating to Continuations	0	1,428	0.0%	1.5%	1.2%	1.1%
% of Patients satisfied with the dentistry they have received	8	9	N/A	90.2%	91.6%	91.4%
% of Patients satisfied with the time they had to wait for an appointment	7	9	N/A	86.2%	88.1%	87.7%

* This is based on patients treated on this contract for their most recent course of treatment. Figures in italics indicate the base number of FP17s or Patient Questionnaire responses are less than 100. N/A is shown where the base number of responses is less than 10 during the period. % is calculated as Quantity/Base number*100

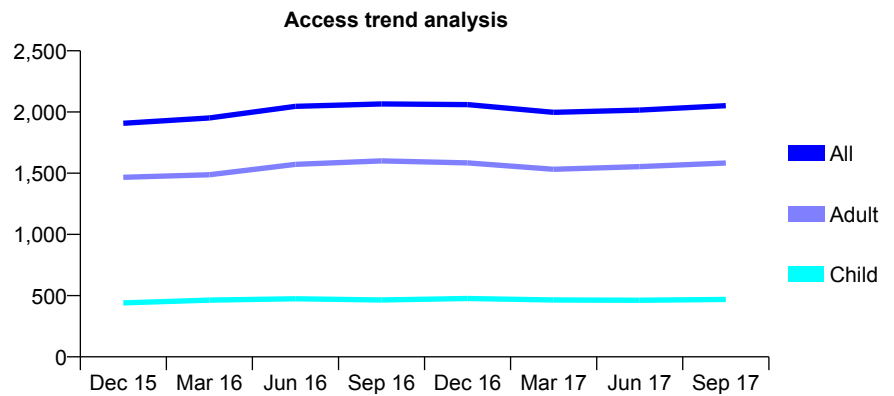
Q45 - Vital Signs At a Glance Contract Report for 833037/0010 - September 2017

Name or company name	MR MA HYDER
Contract type name	GDS Contract
Purpose of contract	General
Contract start date	01/08/2010
Contract end date	

17/18 Contracted general activity (UDA)	5,025
Carry forward general activity (UDA)	0
17/18 Contracted orthodontic activity (UOA)	0
Carry forward orthodontic activity (UOA)	0
Baseline contract value	£175,704.97

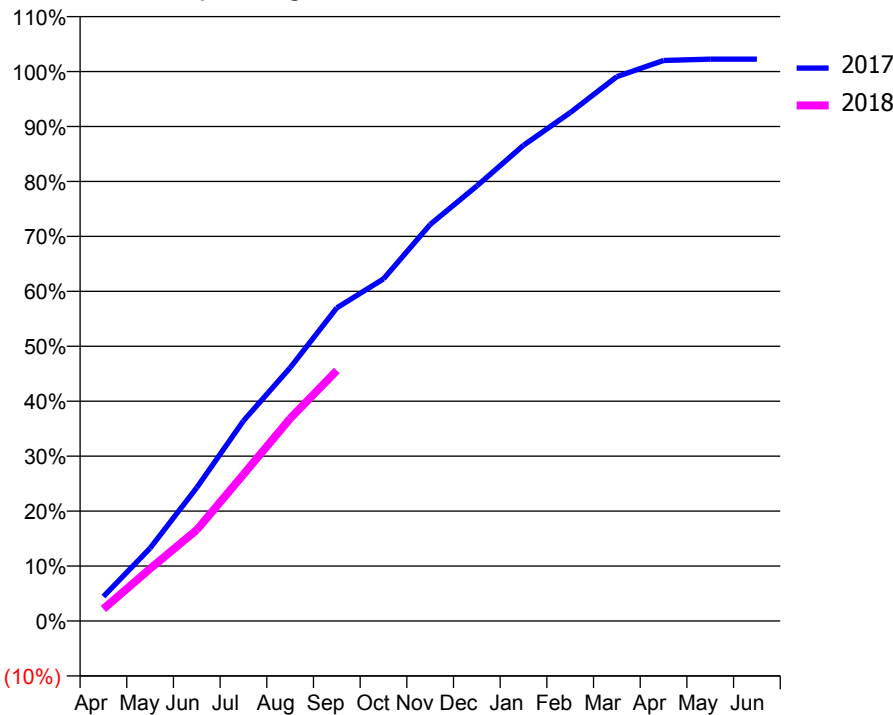
ACCESS*

Patients seen in 24 months	Total	Change since previous quarter
Quarter ending September 2016	2,066	
Quarter ending December 2016	2,061	→
Quarter ending March 2017	1,997	↓
Quarter ending June 2017	2,016	→
Quarter ending September 2017	2,052	→
Variance since September 2016	(0.7%)	→



ACTIVITY

Cumulative percentage of contracted UDA delivered 2017 & 2018



Month	Adjusted Scheduled Activity (UDA)	
	2017	2018
April	224	111
May	667	479
June	1,220	833
July	1,830	1,341
August	2,316	1,851
September	2,863	2,291
October	3,128	
November	3,626	
December	3,979	
January	4,350	
February	4,649	
March	4,978	
April	5,126	
May	5,138	
June	5,137	

QUALITY

	Quantity	Base Number	Contract	AT	Region	England
% of FP17s for the same patient ID Re-attending within 3 months - Children	10	290	3.4%	12.2%	12.8%	11.9%
% of FP17s for the same patient ID Re-attending within 3 months - Adults	101	989	10.2%	15.5%	16.5%	15.9%
% of FP17s for the same patient ID Re-attending between 3 & 9 months - Children	120	290	41.4%	54.6%	59.7%	58.1%
% of FP17s for the same patient ID Re-attending between 3 & 9 months - Adults	388	989	39.2%	50.6%	53.0%	50.6%
% of FP17s for Band 1 Urgent Courses	128	1,191	10.7%	8.9%	9.2%	9.1%
% of FP17s Relating to Free Repair or Replacements	5	1,191	0.4%	1.2%	1.0%	0.8%
% of FP17s Relating to Continuations	14	1,191	1.2%	1.5%	1.2%	1.1%
% of Patients satisfied with the dentistry they have received	6	8	N/A	90.2%	91.6%	91.4%
% of Patients satisfied with the time they had to wait for an appointment	4	8	N/A	86.2%	88.1%	87.7%

* This is based on patients treated on this contract for their most recent course of treatment. Figures in italics indicate the base number of FP17s or Patient Questionnaire responses are less than 100. N/A is shown where the base number of responses is less than 10 during the period. % is calculated as Quantity/Base number*100

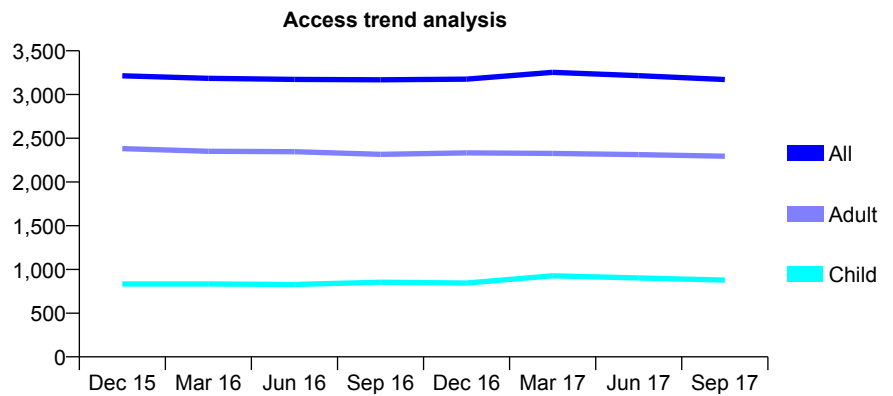
Q45 - Vital Signs At a Glance Contract Report for 833037/0011 - September 2017

Name or company name	MR MA HYDER
Contract type name	GDS Contract
Purpose of contract	General
Contract start date	01/08/2010
Contract end date	

17/18 Contracted general activity (UDA)	8,710
Carry forward general activity (UDA)	0
17/18 Contracted orthodontic activity (UOA)	0
Carry forward orthodontic activity (UOA)	0
Baseline contract value	£367,957.37

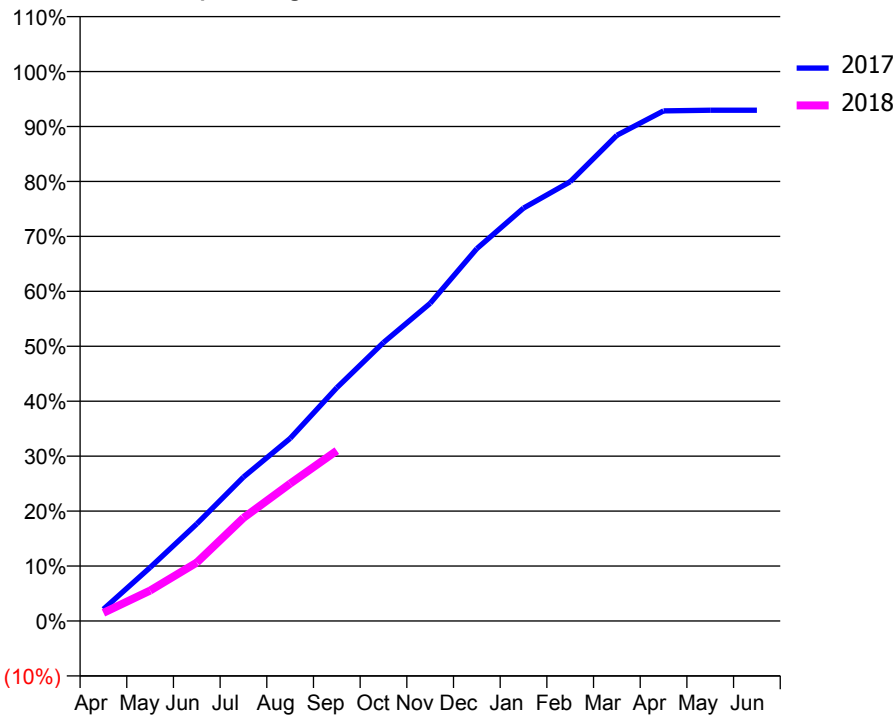
ACCESS*

Patients seen in 24 months	Total	Change since previous quarter
Quarter ending September 2016	3,169	
Quarter ending December 2016	3,176	→
Quarter ending March 2017	3,253	↑
Quarter ending June 2017	3,215	↓
Quarter ending September 2017	3,172	↓
Variance since September 2016	0.1%	→



ACTIVITY

Cumulative percentage of contracted UDA delivered 2017 & 2018



Month	Adjusted Scheduled Activity (UDA)	
	2017	2018
April	187	131
May	849	484
June	1,540	926
July	2,282	1,635
August	2,895	2,179
September	3,698	2,700
October	4,414	
November	5,035	
December	5,903	
January	6,545	
February	6,962	
March	7,698	
April	8,086	
May	8,095	
June	8,095	

QUALITY

	Quantity	Base Number	Contract	AT	Region	England
% of FP17s for the same patient ID Re-attending within 3 months - Children	47	528	8.9%	12.2%	12.8%	11.9%
% of FP17s for the same patient ID Re-attending within 3 months - Adults	220	1,357	16.2%	15.5%	16.5%	15.9%
% of FP17s for the same patient ID Re-attending between 3 & 9 months - Children	283	528	53.6%	54.6%	59.7%	58.1%
% of FP17s for the same patient ID Re-attending between 3 & 9 months - Adults	631	1,357	46.5%	50.6%	53.0%	50.6%
% of FP17s for Band 1 Urgent Courses	226	1,390	16.3%	8.9%	9.2%	9.1%
% of FP17s Relating to Free Repair or Replacements	47	1,390	3.4%	1.2%	1.0%	0.8%
% of FP17s Relating to Continuations	11	1,390	0.8%	1.5%	1.2%	1.1%
% of Patients satisfied with the dentistry they have received	10	10	100.0%	90.2%	91.6%	91.4%
% of Patients satisfied with the time they had to wait for an appointment	8	10	80.0%	86.2%	88.1%	87.7%

* This is based on patients treated on this contract for their most recent course of treatment. Figures in italics indicate the base number of FP17s or Patient Questionnaire responses are less than 100. N/A is shown where the base number of responses is less than 10 during the period. % is calculated as Quantity/Base number*100

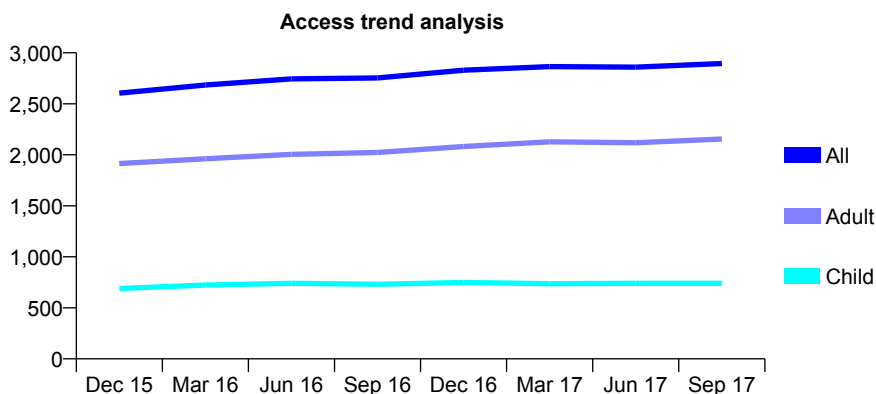
Q45 - Vital Signs At a Glance Contract Report for 833037/0012 - September 2017

Name or company name	MR MA HYDER
Contract type name	GDS Contract
Purpose of contract	General
Contract start date	01/08/2010
Contract end date	

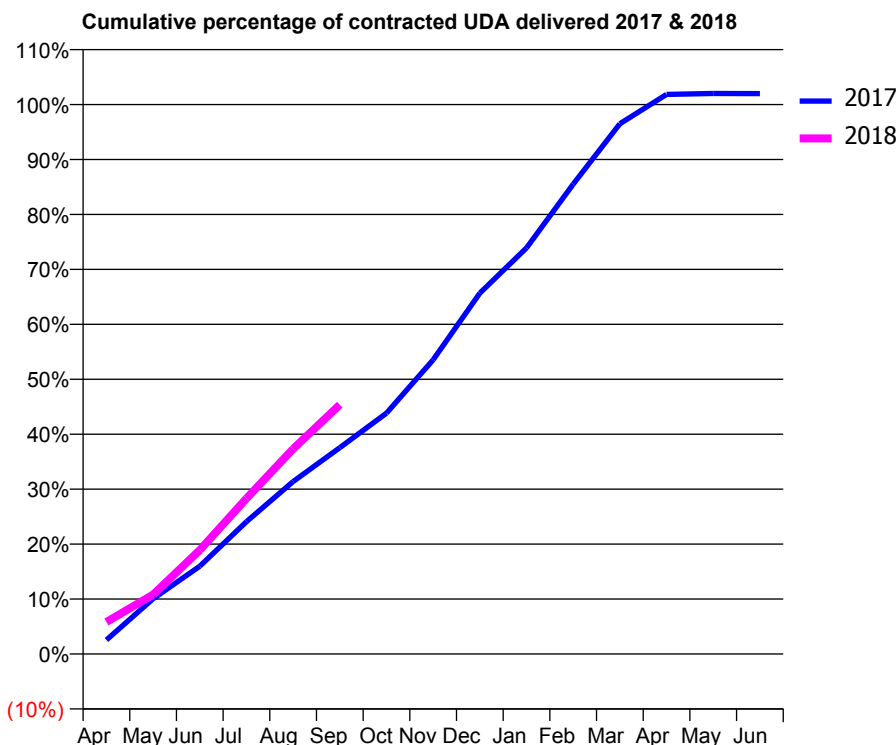
17/18 Contracted general activity (UDA)	7,758
Carry forward general activity (UDA)	-153
17/18 Contracted orthodontic activity (UOA)	0
Carry forward orthodontic activity (UOA)	0
Baseline contract value	£277,404.70

ACCESS*

Patients seen in 24 months	Total	Change since previous quarter
Quarter ending September 2016	2,754	
Quarter ending December 2016	2,830	↑
Quarter ending March 2017	2,865	→
Quarter ending June 2017	2,859	→
Quarter ending September 2017	2,895	→
Variance since September 2016	5.1%	↑



ACTIVITY



Month	Adjusted Scheduled Activity (UDA)	
	2017	2018
April	199	454
May	781	840
June	1,239	1,468
July	1,868	2,196
August	2,436	2,897
September	2,913	3,519
October	3,401	
November	4,154	
December	5,096	
January	5,734	
February	6,634	
March	7,485	
April	7,900	
May	7,913	
June	7,911	

QUALITY

	Quantity	Base Number	Contract	AT	Region	England
% of FP17s for the same patient ID Re-attending within 3 months - Children	81	573	14.1%	12.2%	12.8%	11.9%
% of FP17s for the same patient ID Re-attending within 3 months - Adults	245	1,340	18.3%	15.5%	16.5%	15.9%
% of FP17s for the same patient ID Re-attending between 3 & 9 months - Children	265	573	46.2%	54.6%	59.7%	58.1%
% of FP17s for the same patient ID Re-attending between 3 & 9 months - Adults	511	1,340	38.1%	50.6%	53.0%	50.6%
% of FP17s for Band 1 Urgent Courses	272	1,726	15.8%	8.9%	9.2%	9.1%
% of FP17s Relating to Free Repair or Replacements	21	1,726	1.2%	1.2%	1.0%	0.8%
% of FP17s Relating to Continuations	9	1,726	0.5%	1.5%	1.2%	1.1%
% of Patients satisfied with the dentistry they have received	7	7	N/A	90.2%	91.6%	91.4%
% of Patients satisfied with the time they had to wait for an appointment	7	7	N/A	86.2%	88.1%	87.7%

* This is based on patients treated on this contract for their most recent course of treatment. Figures in italics indicate the base number of FP17s or Patient Questionnaire responses are less than 100. N/A is shown where the base number of responses is less than 10 during the period. % is calculated as Quantity/Base number*100

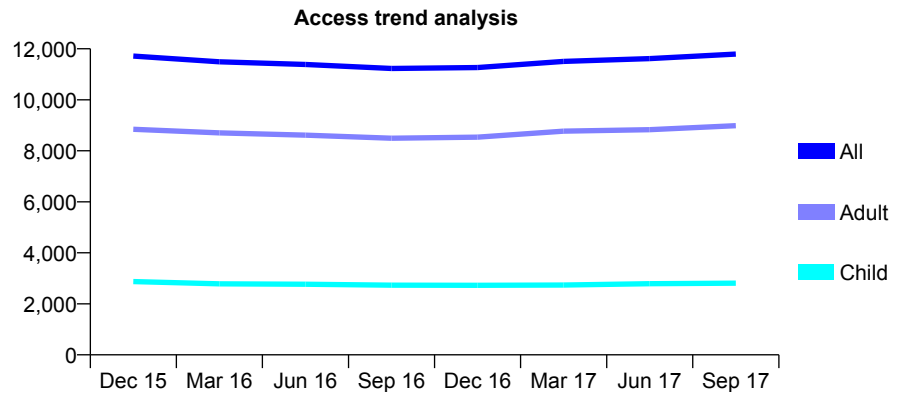
Q45 - Vital Signs At a Glance Contract Report for 833037/0013 - September 2017

Name or company name	MR MA HYDER
Contract type name	GDS Contract
Purpose of contract	General
Contract start date	01/08/2010
Contract end date	

17/18 Contracted general activity (UDA)	33,814
Carry forward general activity (UDA)	0
17/18 Contracted orthodontic activity (UOA)	0
Carry forward orthodontic activity (UOA)	0
Baseline contract value	£1,146,261.56

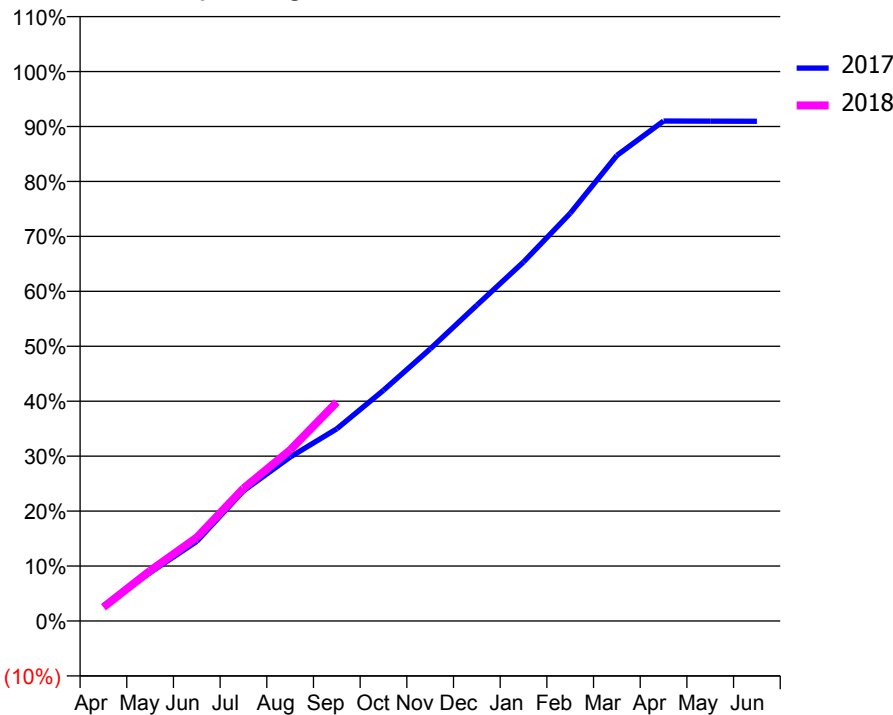
ACCESS*

Patients seen in 24 months	Total	Change since previous quarter
Quarter ending September 2016	11,228	
Quarter ending December 2016	11,267	→
Quarter ending March 2017	11,508	↑
Quarter ending June 2017	11,618	→
Quarter ending September 2017	11,795	→
Variance since September 2016	5.0%	↑



ACTIVITY

Cumulative percentage of contracted UDA delivered 2017 & 2018



Month	Adjusted Scheduled Activity (UDA)	
	2017	2018
April	933	848
May	2,982	3,094
June	4,901	5,140
July	8,010	8,157
August	10,089	10,527
September	11,827	13,472
October	14,201	
November	16,747	
December	19,434	
January	22,092	
February	25,092	
March	28,649	
April	30,767	
May	30,759	
June	30,751	

QUALITY

	Quantity	Base Number	Contract	AT	Region	England
% of FP17s for the same patient ID Re-attending within 3 months - Children	243	2,214	11.0%	12.2%	12.8%	11.9%
% of FP17s for the same patient ID Re-attending within 3 months - Adults	1,054	5,843	18.0%	15.5%	16.5%	15.9%
% of FP17s for the same patient ID Re-attending between 3 & 9 months - Children	1,087	2,214	49.1%	54.6%	59.7%	58.1%
% of FP17s for the same patient ID Re-attending between 3 & 9 months - Adults	2,119	5,843	36.3%	50.6%	53.0%	50.6%
% of FP17s for Band 1 Urgent Courses	1,244	6,656	18.7%	8.9%	9.2%	9.1%
% of FP17s Relating to Free Repair or Replacements	71	6,656	1.1%	1.2%	1.0%	0.8%
% of FP17s Relating to Continuations	49	6,656	0.7%	1.5%	1.2%	1.1%
% of Patients satisfied with the dentistry they have received	31	32	96.9%	90.2%	91.6%	91.4%
% of Patients satisfied with the time they had to wait for an appointment	24	32	75.0%	86.2%	88.1%	87.7%

* This is based on patients treated on this contract for their most recent course of treatment. Figures in italics indicate the base number of FP17s or Patient Questionnaire responses are less than 100. N/A is shown where the base number of responses is less than 10 during the period. % is calculated as Quantity/Base number*100

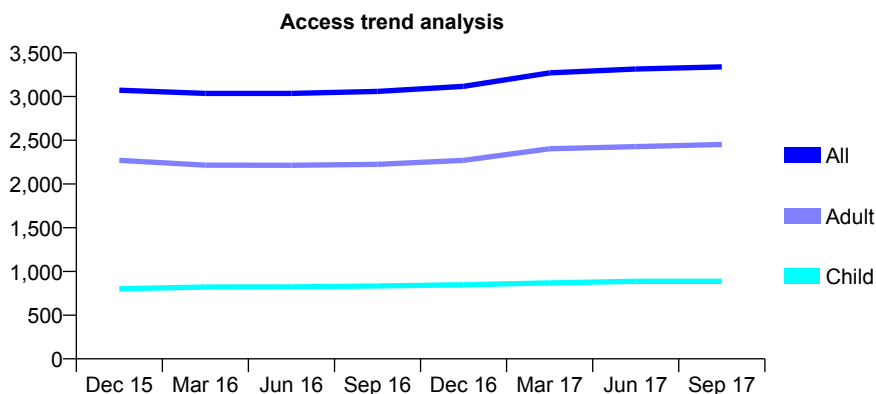
Q45 - Vital Signs At a Glance Contract Report for 833037/0014 - September 2017

Name or company name	MR MA HYDER
Contract type name	PDS Plus Contract
Purpose of contract	General
Contract start date	01/09/2010
Contract end date	31/03/2020

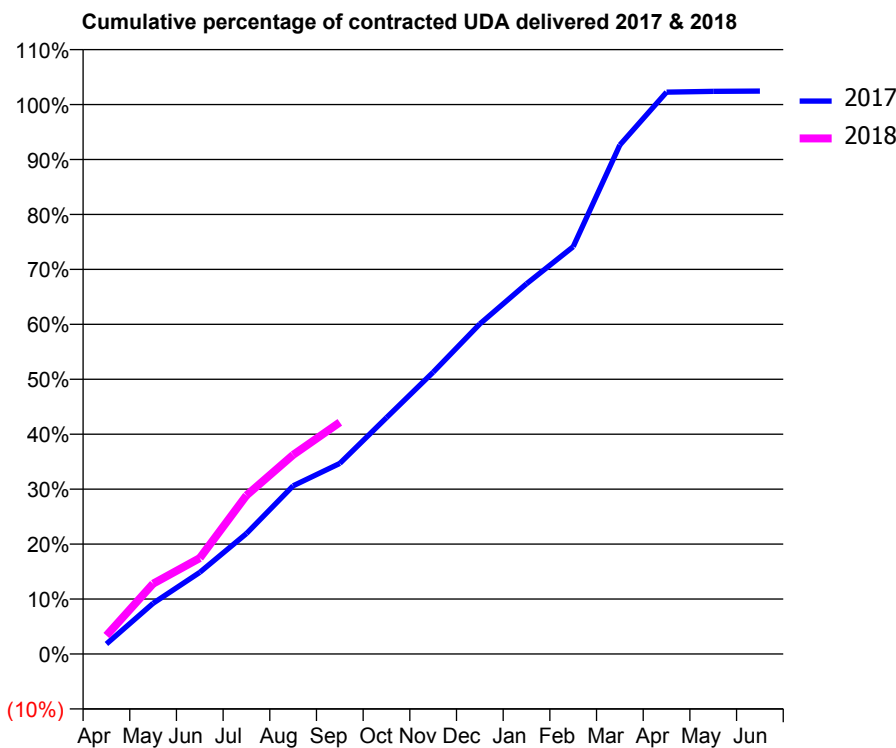
17/18 Contracted general activity (UDA)	7,089
Carry forward general activity (UDA)	0
17/18 Contracted orthodontic activity (UOA)	0
Carry forward orthodontic activity (UOA)	0
Baseline contract value	£118,696.59

ACCESS*

Patients seen in 24 months	Total	Change since previous quarter
Quarter ending September 2016	3,059	
Quarter ending December 2016	3,117	→
Quarter ending March 2017	3,271	↑
Quarter ending June 2017	3,314	→
Quarter ending September 2017	3,339	→
Variance since September 2016	9.2%	↑



ACTIVITY



Month	Adjusted Scheduled Activity (UDA)	
	2017	2018
April	129	238
May	655	907
June	1,054	1,237
July	1,555	2,047
August	2,170	2,570
September	2,459	2,988
October	3,050	
November	3,635	
December	4,259	
January	4,776	
February	5,255	
March	6,566	
April	7,249	
May	7,258	
June	7,262	

QUALITY

	Quantity	Base Number	Contract	AT	Region	England
% of FP17s for the same patient ID Re-attending within 3 months - Children	31	502	6.2%	12.2%	12.8%	11.9%
% of FP17s for the same patient ID Re-attending within 3 months - Adults	227	1,420	16.0%	15.5%	16.5%	15.9%
% of FP17s for the same patient ID Re-attending between 3 & 9 months - Children	240	502	47.8%	54.6%	59.7%	58.1%
% of FP17s for the same patient ID Re-attending between 3 & 9 months - Adults	533	1,420	37.5%	50.6%	53.0%	50.6%
% of FP17s for Band 1 Urgent Courses	276	1,662	16.6%	8.9%	9.2%	9.1%
% of FP17s Relating to Free Repair or Replacements	14	1,662	0.8%	1.2%	1.0%	0.8%
% of FP17s Relating to Continuations	14	1,662	0.8%	1.5%	1.2%	1.1%
% of Patients satisfied with the dentistry they have received	5	7	N/A	90.2%	91.6%	91.4%
% of Patients satisfied with the time they had to wait for an appointment	5	7	N/A	86.2%	88.1%	87.7%

* This is based on patients treated on this contract for their most recent course of treatment. Figures in italics indicate the base number of FP17s or Patient Questionnaire responses are less than 100. N/A is shown where the base number of responses is less than 10 during the period. % is calculated as Quantity/Base number*100

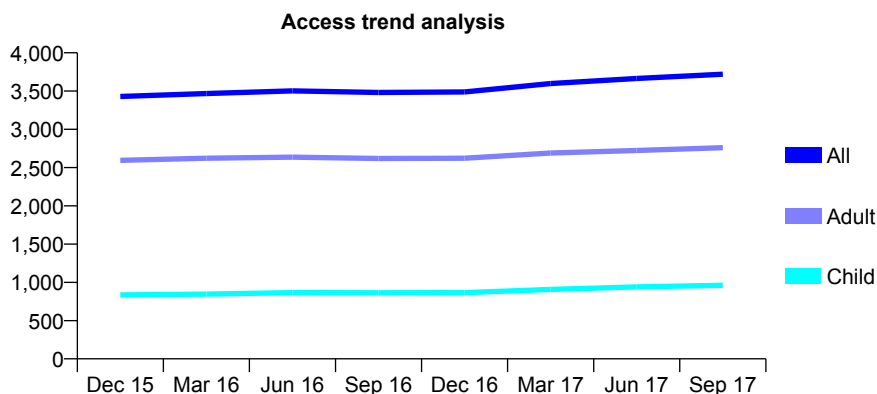
Q45 - Vital Signs At a Glance Contract Report for 833037/0015 - September 2017

Name or company name	MR MA HYDER
Contract type name	PDS Plus Contract
Purpose of contract	General
Contract start date	01/09/2010
Contract end date	31/03/2020

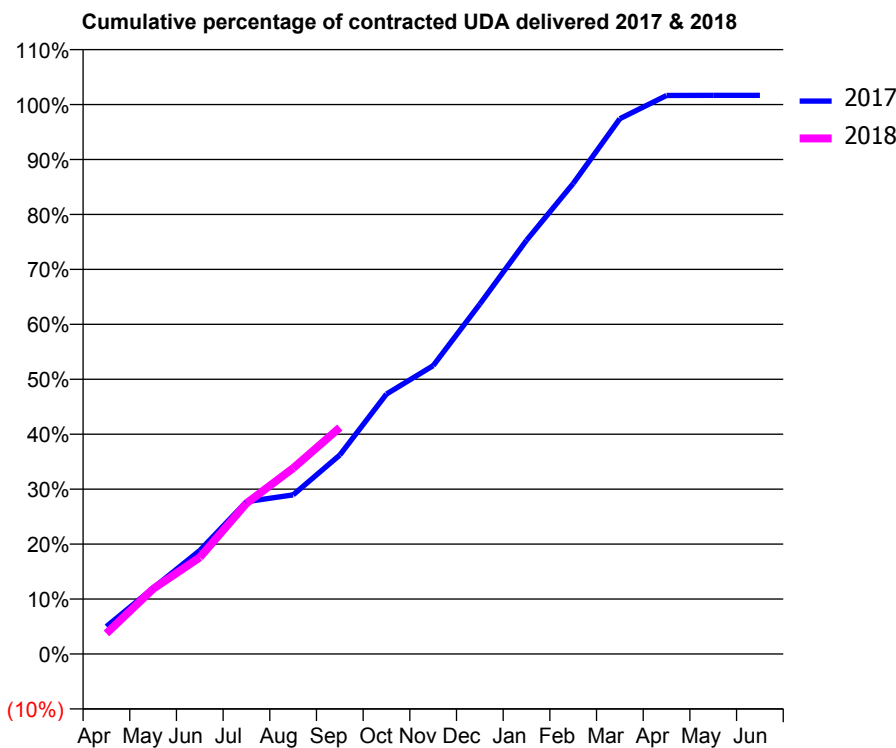
17/18 Contracted general activity (UDA)	9,027
Carry forward general activity (UDA)	0
17/18 Contracted orthodontic activity (UOA)	0
Carry forward orthodontic activity (UOA)	0
Baseline contract value	£151,118.16

ACCESS*

Patients seen in 24 months	Total	Change since previous quarter
Quarter ending September 2016	3,482	
Quarter ending December 2016	3,489	→
Quarter ending March 2017	3,599	↑
Quarter ending June 2017	3,664	→
Quarter ending September 2017	3,721	→
Variance since September 2016	6.9%	↑



ACTIVITY



Month	Adjusted Scheduled Activity (UDA)	
	2017	2018
April	452	337
May	1,082	1,070
June	1,701	1,587
July	2,504	2,476
August	2,615	3,052
September	3,270	3,720
October	4,270	
November	4,738	
December	5,748	
January	6,795	
February	7,730	
March	8,794	
April	9,176	
May	9,177	
June	9,177	

QUALITY

	Quantity	Base Number	Contract	AT	Region	England
% of FP17s for the same patient ID Re-attending within 3 months - Children	38	608	6.3%	12.2%	12.8%	11.9%
% of FP17s for the same patient ID Re-attending within 3 months - Adults	169	1,580	10.7%	15.5%	16.5%	15.9%
% of FP17s for the same patient ID Re-attending between 3 & 9 months - Children	267	608	43.9%	54.6%	59.7%	58.1%
% of FP17s for the same patient ID Re-attending between 3 & 9 months - Adults	802	1,580	50.8%	50.6%	53.0%	50.6%
% of FP17s for Band 1 Urgent Courses	215	2,030	10.6%	8.9%	9.2%	9.1%
% of FP17s Relating to Free Repair or Replacements	15	2,030	0.7%	1.2%	1.0%	0.8%
% of FP17s Relating to Continuations	3	2,030	0.1%	1.5%	1.2%	1.1%
% of Patients satisfied with the dentistry they have received	8	10	80.0%	90.2%	91.6%	91.4%
% of Patients satisfied with the time they had to wait for an appointment	8	10	80.0%	86.2%	88.1%	87.7%

* This is based on patients treated on this contract for their most recent course of treatment. Figures in italics indicate the base number of FP17s or Patient Questionnaire responses are less than 100. N/A is shown where the base number of responses is less than 10 during the period. % is calculated as Quantity/Base number*100

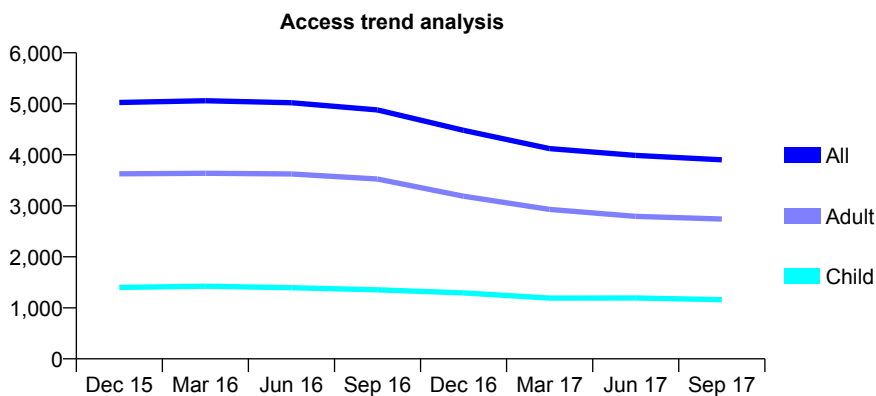
Q45 - Vital Signs At a Glance Contract Report for 833037/0016 - September 2017

Name or company name	MR MA HYDER
Contract type name	GDS Contract
Purpose of contract	General
Contract start date	12/10/2013
Contract end date	

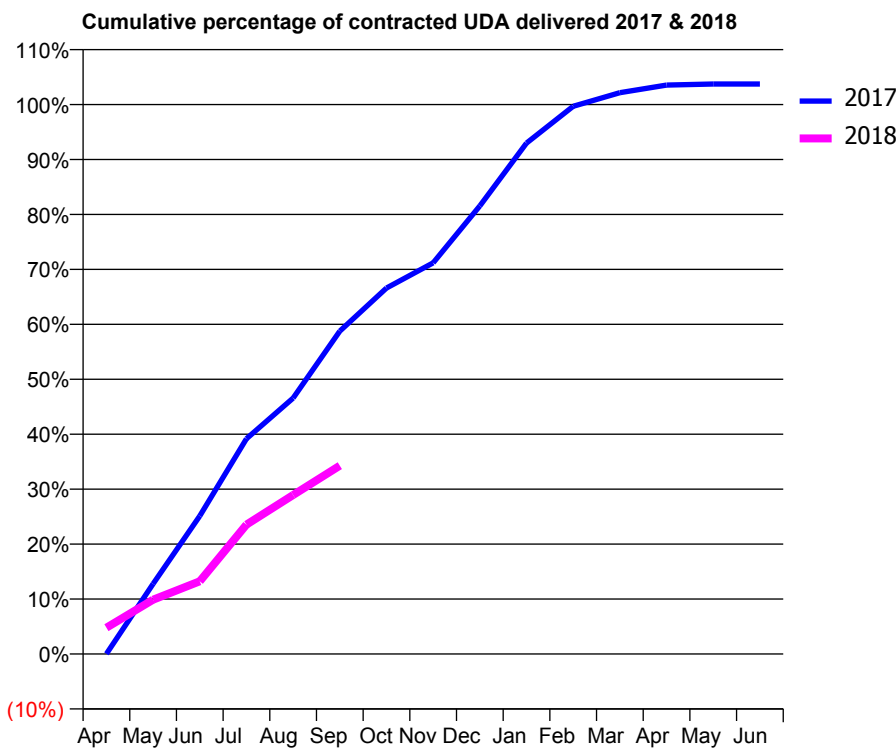
17/18 Contracted general activity (UDA)	16,000
Carry forward general activity (UDA)	-180
17/18 Contracted orthodontic activity (UOA)	0
Carry forward orthodontic activity (UOA)	0
Baseline contract value	£382,470.38

ACCESS*

Patients seen in 24 months	Total	Change since previous quarter
Quarter ending September 2016	4,880	
Quarter ending December 2016	4,481	↓
Quarter ending March 2017	4,122	↓
Quarter ending June 2017	3,987	↓
Quarter ending September 2017	3,902	↓
Variance since September 2016	(20.0%)	↓



ACTIVITY



Month	Adjusted Scheduled Activity (UDA)	
	2017	2018
April	3	767
May	1,149	1,583
June	2,262	2,119
July	3,526	3,769
August	4,192	4,629
September	5,288	5,483
October	5,994	
November	6,407	
December	7,339	
January	8,369	
February	8,971	
March	9,193	
April	9,317	
May	9,336	
June	9,337	

QUALITY

	Quantity	Base Number	Contract	AT	Region	England
% of FP17s for the same patient ID Re-attending within 3 months - Children	43	662	6.5%	12.2%	12.8%	11.9%
% of FP17s for the same patient ID Re-attending within 3 months - Adults	226	1,635	13.8%	15.5%	16.5%	15.9%
% of FP17s for the same patient ID Re-attending between 3 & 9 months - Children	307	662	46.4%	54.6%	59.7%	58.1%
% of FP17s for the same patient ID Re-attending between 3 & 9 months - Adults	623	1,635	38.1%	50.6%	53.0%	50.6%
% of FP17s for Band 1 Urgent Courses	210	2,228	9.4%	8.9%	9.2%	9.1%
% of FP17s Relating to Free Repair or Replacements	20	2,228	0.9%	1.2%	1.0%	0.8%
% of FP17s Relating to Continuations	5	2,228	0.2%	1.5%	1.2%	1.1%
% of Patients satisfied with the dentistry they have received	10	13	76.9%	90.2%	91.6%	91.4%
% of Patients satisfied with the time they had to wait for an appointment	12	13	92.3%	86.2%	88.1%	87.7%

* This is based on patients treated on this contract for their most recent course of treatment. Figures in italics indicate the base number of FP17s or Patient Questionnaire responses are less than 100. N/A is shown where the base number of responses is less than 10 during the period. % is calculated as Quantity/Base number*100

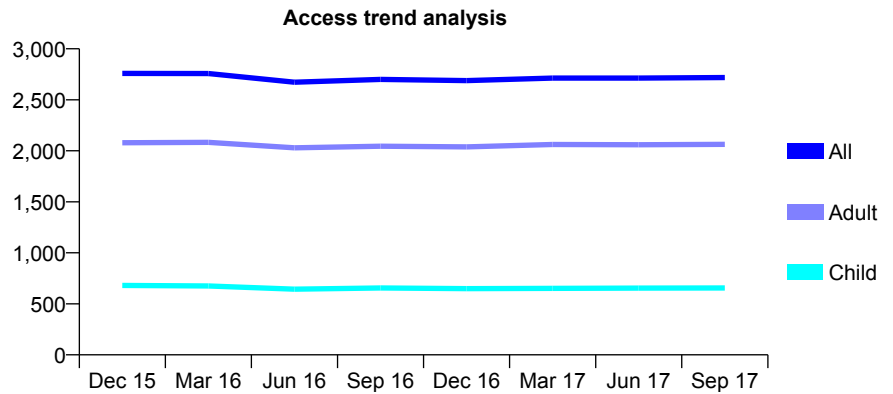
Q45 - Vital Signs At a Glance Contract Report for 835951/0001 - September 2017

Name or company name	MR S KUVELKER
Contract type name	GDS Contract
Purpose of contract	General
Contract start date	01/04/2006
Contract end date	

17/18 Contracted general activity (UDA)	13,150
Carry forward general activity (UDA)	0
17/18 Contracted orthodontic activity (UOA)	0
Carry forward orthodontic activity (UOA)	0
Baseline contract value	£413,340.06

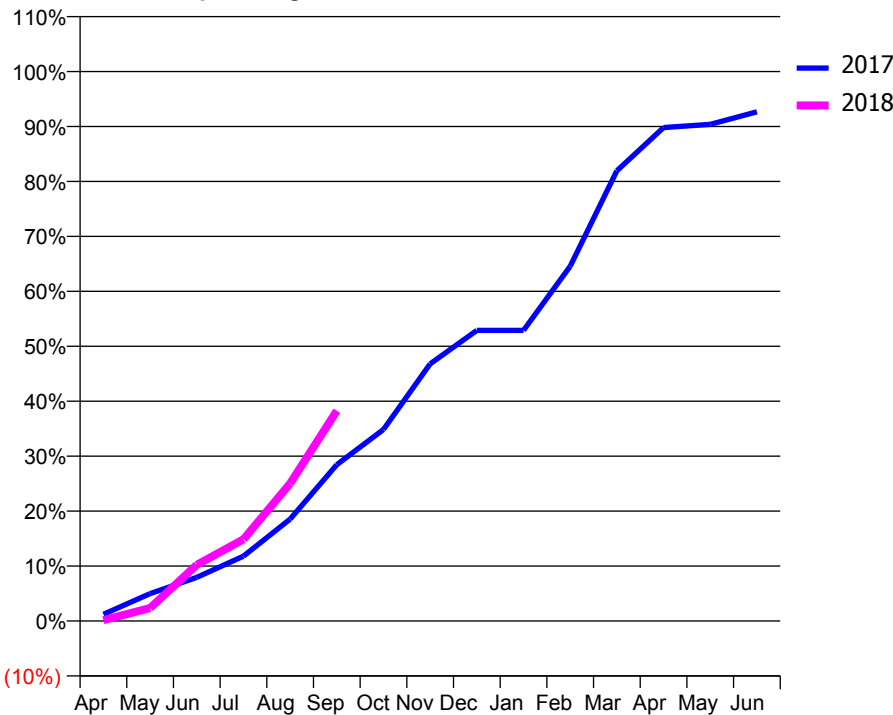
ACCESS*

Patients seen in 24 months	Total	Change since previous quarter
Quarter ending September 2016	2,700	
Quarter ending December 2016	2,688	→
Quarter ending March 2017	2,713	→
Quarter ending June 2017	2,713	→
Quarter ending September 2017	2,718	→
Variance since September 2016	0.7%	→



ACTIVITY

Cumulative percentage of contracted UDA delivered 2017 & 2018



Month	Adjusted Scheduled Activity (UDA)	
	2017	2018
April	162	21
May	656	313
June	1,045	1,345
July	1,551	1,954
August	2,439	3,290
September	3,743	5,032
October	4,586	
November	6,155	
December	6,955	
January	6,955	
February	8,491	
March	10,774	
April	11,809	
May	11,887	
June	12,187	

QUALITY

	Quantity	Base Number	Contract	AT	Region	England
% of FP17s for the same patient ID Re-attending within 3 months - Children	27	430	6.3%	12.2%	12.8%	11.9%
% of FP17s for the same patient ID Re-attending within 3 months - Adults	188	1,379	13.6%	15.5%	16.5%	15.9%
% of FP17s for the same patient ID Re-attending between 3 & 9 months - Children	232	430	54.0%	54.6%	59.7%	58.1%
% of FP17s for the same patient ID Re-attending between 3 & 9 months - Adults	701	1,379	50.8%	50.6%	53.0%	50.6%
% of FP17s for Band 1 Urgent Courses	25	1,503	1.7%	8.9%	9.2%	9.1%
% of FP17s Relating to Free Repair or Replacements	38	1,503	2.5%	1.2%	1.0%	0.8%
% of FP17s Relating to Continuations	34	1,503	2.3%	1.5%	1.2%	1.1%
% of Patients satisfied with the dentistry they have received	8	11	72.7%	90.2%	91.6%	91.4%
% of Patients satisfied with the time they had to wait for an appointment	7	11	63.6%	86.2%	88.1%	87.7%

* This is based on patients treated on this contract for their most recent course of treatment. Figures in italics indicate the base number of FP17s or Patient Questionnaire responses are less than 100. N/A is shown where the base number of responses is less than 10 during the period. % is calculated as Quantity/Base number*100

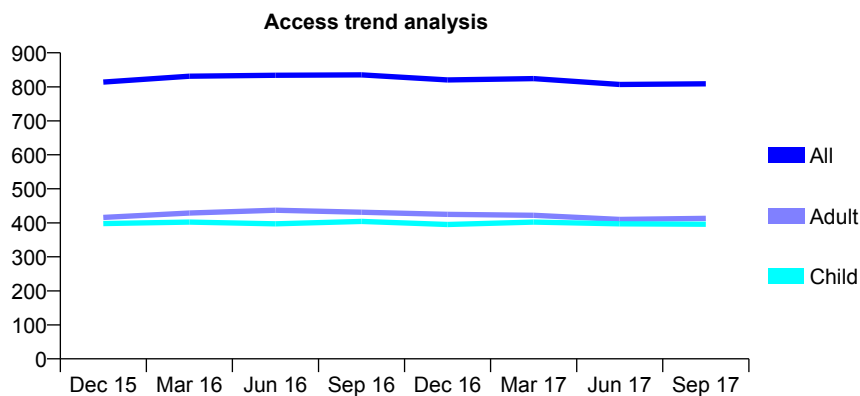
Q45 - Vital Signs At a Glance Contract Report for 860654/0001 - September 2017

Name or company name	MR CJ SHERWIN
Contract type name	GDS Contract
Purpose of contract	General
Contract start date	01/01/2012
Contract end date	

17/18 Contracted general activity (UDA)	2,500
Carry forward general activity (UDA)	0
17/18 Contracted orthodontic activity (UOA)	0
Carry forward orthodontic activity (UOA)	0
Baseline contract value	£56,063.69

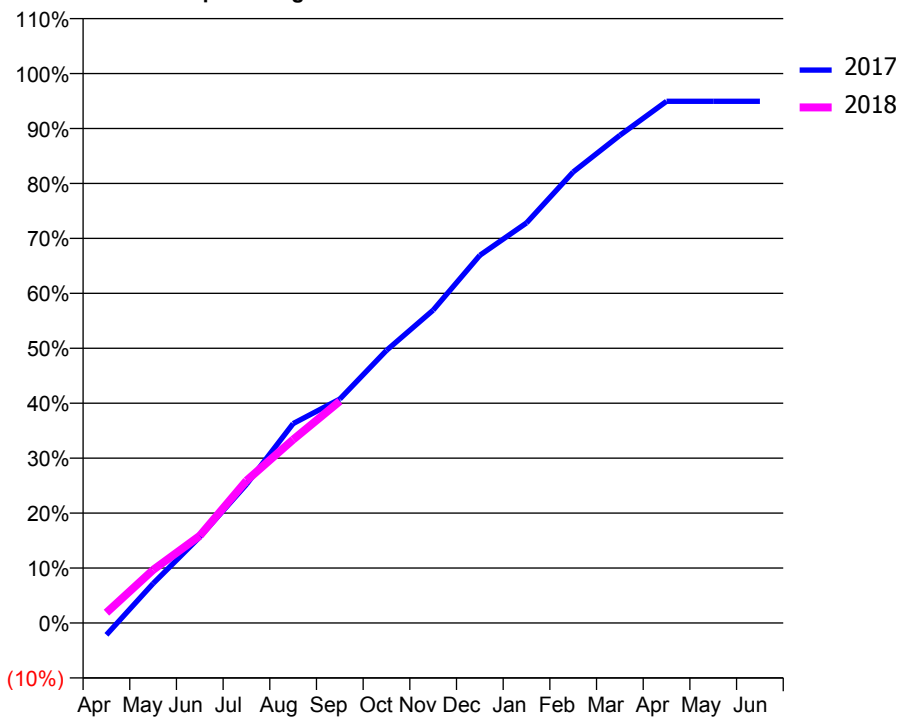
ACCESS*

Patients seen in 24 months	Total	Change since previous quarter
Quarter ending September 2016	835	
Quarter ending December 2016	820	↓
Quarter ending March 2017	824	→
Quarter ending June 2017	807	↓
Quarter ending September 2017	809	→
Variance since September 2016	(3.1%)	↓



ACTIVITY

Cumulative percentage of contracted UDA delivered 2017 & 2018



Adjusted Scheduled Activity (UDA)

Month	2017	2018
April	-54	47
May	180	242
June	392	397
July	631	648
August	907	835
September	1,019	1,009
October	1,240	
November	1,424	
December	1,673	
January	1,820	
February	2,052	
March	2,219	
April	2,373	
May	2,373	
June	2,373	

QUALITY

	Quantity	Base Number	Contract	AT	Region	England
% of FP17s for the same patient ID Re-attending within 3 months - Children	20	459	4.4%	12.2%	12.8%	11.9%
% of FP17s for the same patient ID Re-attending within 3 months - Adults	18	304	5.9%	15.5%	16.5%	15.9%
% of FP17s for the same patient ID Re-attending between 3 & 9 months - Children	360	459	78.4%	54.6%	59.7%	58.1%
% of FP17s for the same patient ID Re-attending between 3 & 9 months - Adults	220	304	72.4%	50.6%	53.0%	50.6%
% of FP17s for Band 1 Urgent Courses	17	672	2.5%	8.9%	9.2%	9.1%
% of FP17s Relating to Free Repair or Replacements	1	672	0.1%	1.2%	1.0%	0.8%
% of FP17s Relating to Continuations	5	672	0.7%	1.5%	1.2%	1.1%
% of Patients satisfied with the dentistry they have received	4	5	N/A	90.2%	91.6%	91.4%
% of Patients satisfied with the time they had to wait for an appointment	5	5	N/A	86.2%	88.1%	87.7%

* This is based on patients treated on this contract for their most recent course of treatment. Figures in italics indicate the base number of FP17s or Patient Questionnaire responses are less than 100. N/A is shown where the base number of responses is less than 10 during the period. % is calculated as Quantity/Base number*100

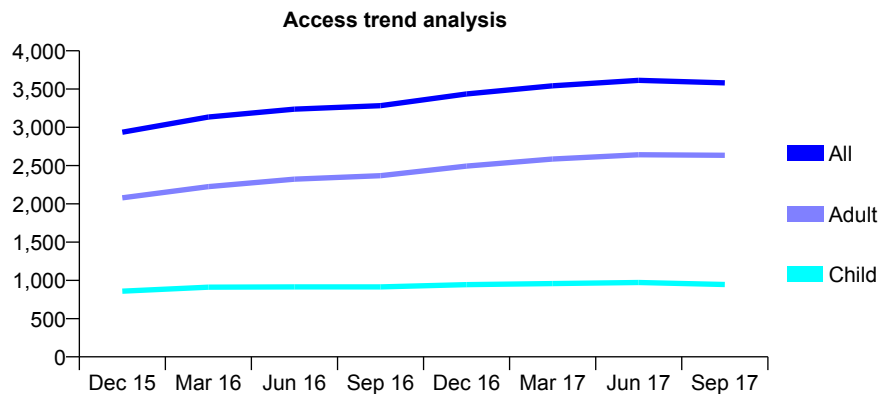
Q45 - Vital Signs At a Glance Contract Report for 866334/0001 - September 2017

Name or company name	MR CT BURTON
Contract type name	GDS Contract
Purpose of contract	General
Contract start date	01/06/2008
Contract end date	

17/18 Contracted general activity (UDA)	10,000
Carry forward general activity (UDA)	-200
17/18 Contracted orthodontic activity (UOA)	0
Carry forward orthodontic activity (UOA)	0
Baseline contract value	£237,471.83

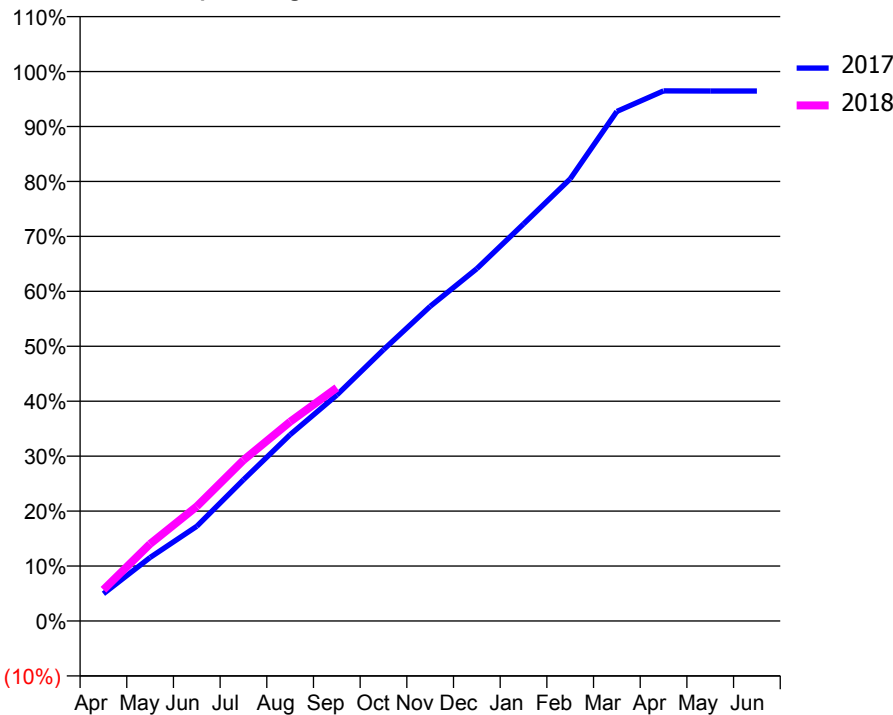
ACCESS*

Patients seen in 24 months	Total	Change since previous quarter
Quarter ending September 2016	3,282	
Quarter ending December 2016	3,436	↑
Quarter ending March 2017	3,542	↑
Quarter ending June 2017	3,614	↑
Quarter ending September 2017	3,580	→
Variance since September 2016	9.1%	↑



ACTIVITY

Cumulative percentage of contracted UDA delivered 2017 & 2018



Month	Adjusted Scheduled Activity (UDA)	
	2017	2018
April	497	570
May	1,156	1,405
June	1,724	2,085
July	2,572	2,929
August	3,392	3,626
September	4,111	4,245
October	4,937	
November	5,726	
December	6,413	
January	7,226	
February	8,046	
March	9,274	
April	9,647	
May	9,646	
June	9,646	

QUALITY

	Quantity	Base Number	Contract	AT	Region	England
% of FP17s for the same patient ID Re-attending within 3 months - Children	65	689	9.4%	12.2%	12.8%	11.9%
% of FP17s for the same patient ID Re-attending within 3 months - Adults	260	1,825	14.2%	15.5%	16.5%	15.9%
% of FP17s for the same patient ID Re-attending between 3 & 9 months - Children	428	689	62.1%	54.6%	59.7%	58.1%
% of FP17s for the same patient ID Re-attending between 3 & 9 months - Adults	1,101	1,825	60.3%	50.6%	53.0%	50.6%
% of FP17s for Band 1 Urgent Courses	141	2,322	6.1%	8.9%	9.2%	9.1%
% of FP17s Relating to Free Repair or Replacements	19	2,322	0.8%	1.2%	1.0%	0.8%
% of FP17s Relating to Continuations	43	2,322	1.9%	1.5%	1.2%	1.1%
% of Patients satisfied with the dentistry they have received	31	32	96.9%	90.2%	91.6%	91.4%
% of Patients satisfied with the time they had to wait for an appointment	30	32	93.8%	86.2%	88.1%	87.7%

* This is based on patients treated on this contract for their most recent course of treatment. Figures in italics indicate the base number of FP17s or Patient Questionnaire responses are less than 100. N/A is shown where the base number of responses is less than 10 during the period. % is calculated as Quantity/Base number*100

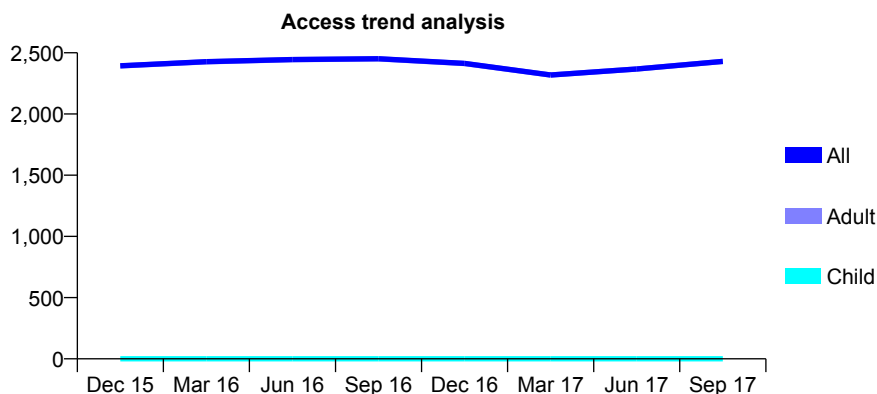
Q45 - Vital Signs At a Glance Contract Report for 881864/0002 - September 2017

Name or company name	MR DA POWER
Contract type name	PDS Contract
Purpose of contract	General
Contract start date	31/10/2010
Contract end date	31/03/2020

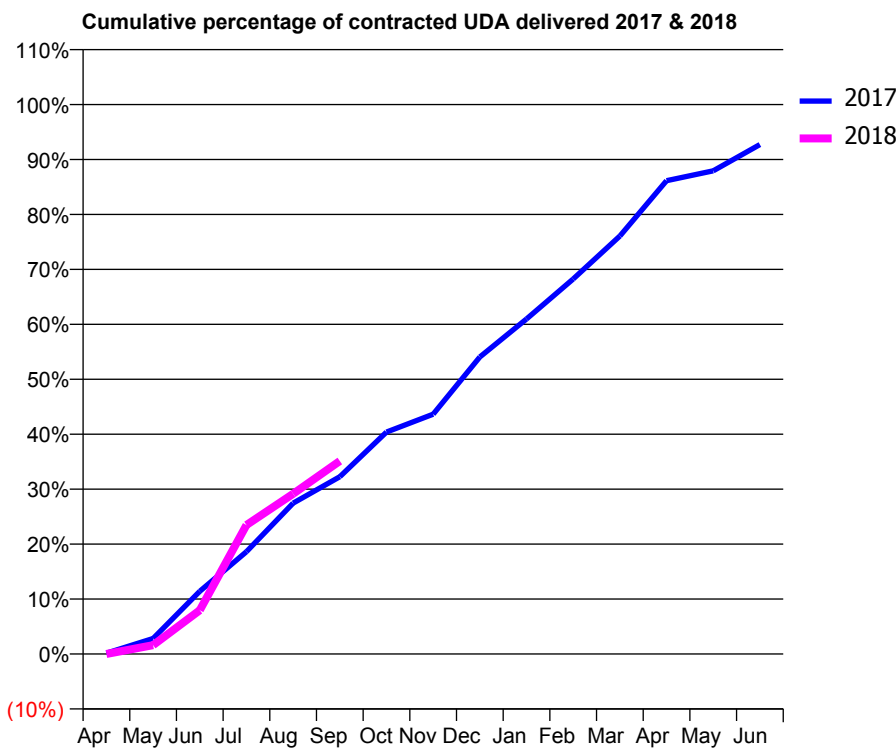
17/18 Contracted general activity (UDA)	7,467
Carry forward general activity (UDA)	0
17/18 Contracted orthodontic activity (UOA)	0
Carry forward orthodontic activity (UOA)	0
Baseline contract value	£266,585.03

ACCESS*

Patients seen in 24 months	Total	Change since previous quarter
Quarter ending September 2016	2,451	
Quarter ending December 2016	2,413	↓
Quarter ending March 2017	2,319	↓
Quarter ending June 2017	2,368	↑
Quarter ending September 2017	2,430	↑
Variance since September 2016	(0.9%)	→



ACTIVITY



Month	Adjusted Scheduled Activity (UDA)	
	2017	2018
April	12	0
May	212	120
June	852	596
July	1,390	1,754
August	2,050	2,177
September	2,409	2,623
October	3,017	
November	3,258	
December	4,037	
January	4,552	
February	5,097	
March	5,680	
April	6,431	
May	6,565	
June	6,922	

QUALITY

	Quantity	Base Number	Contract	AT	Region	England
% of FP17s for the same patient ID Re-attending within 3 months - Children	0	0	N/A	12.2%	12.8%	11.9%
% of FP17s for the same patient ID Re-attending within 3 months - Adults	83	1,117	7.4%	15.5%	16.5%	15.9%
% of FP17s for the same patient ID Re-attending between 3 & 9 months - Children	0	0	N/A	54.6%	59.7%	58.1%
% of FP17s for the same patient ID Re-attending between 3 & 9 months - Adults	204	1,117	18.3%	50.6%	53.0%	50.6%
% of FP17s for Band 1 Urgent Courses	0	839	0.0%	8.9%	9.2%	9.1%
% of FP17s Relating to Free Repair or Replacements	0	839	0.0%	1.2%	1.0%	0.8%
% of FP17s Relating to Continuations	19	839	2.3%	1.5%	1.2%	1.1%
% of Patients satisfied with the dentistry they have received	2	3	N/A	90.2%	91.6%	91.4%
% of Patients satisfied with the time they had to wait for an appointment	2	3	N/A	86.2%	88.1%	87.7%

* This is based on patients treated on this contract for their most recent course of treatment. Figures in italics indicate the base number of FP17s or Patient Questionnaire responses are less than 100. N/A is shown where the base number of responses is less than 10 during the period. % is calculated as Quantity/Base number*100

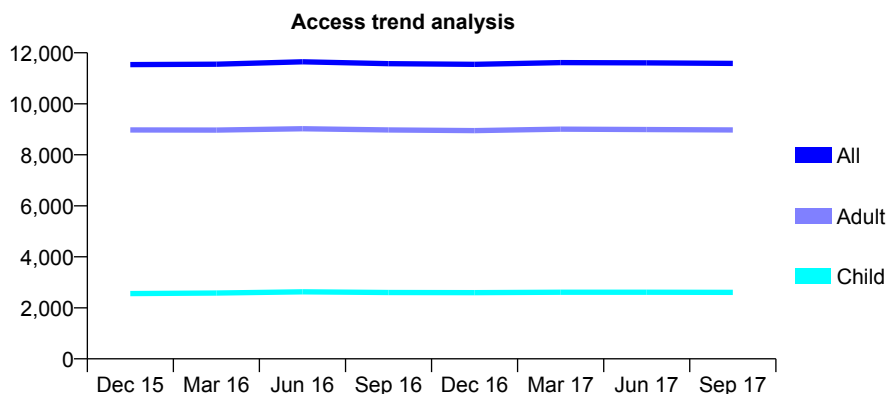
Q45 - Vital Signs At a Glance Contract Report for 905844/0001 - September 2017

Name or company name	Mr SD Brown, Ms F Brown and Mr M Ellis
Contract type name	GDS Contract
Purpose of contract	General
Contract start date	01/04/2006
Contract end date	

17/18 Contracted general activity (UDA)	30,150
Carry forward general activity (UDA)	281
17/18 Contracted orthodontic activity (UOA)	0
Carry forward orthodontic activity (UOA)	0
Baseline contract value	£782,272.89

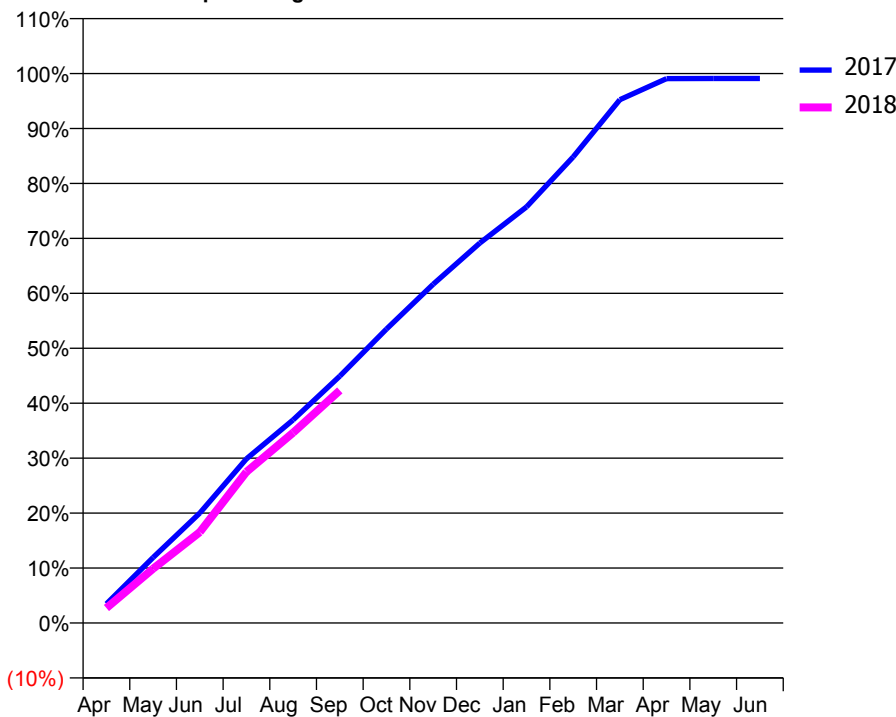
ACCESS*

Patients seen in 24 months	Total	Change since previous quarter
Quarter ending September 2016	11,574	
Quarter ending December 2016	11,546	→
Quarter ending March 2017	11,618	→
Quarter ending June 2017	11,603	→
Quarter ending September 2017	11,583	→
Variance since September 2016	0.1%	→



ACTIVITY

Cumulative percentage of contracted UDA delivered 2017 & 2018



Adjusted Scheduled Activity (UDA)

Month	2017	2018
April	1,080	825
May	3,698	2,984
June	6,205	4,988
July	9,263	8,294
August	11,461	10,444
September	13,929	12,767
October	16,582	
November	19,111	
December	21,437	
January	23,478	
February	26,292	
March	29,525	
April	30,711	
May	30,719	
June	30,719	

QUALITY

	Quantity	Base Number	Contract	AT	Region	England
% of FP17s for the same patient ID Re-attending within 3 months - Children	109	1,687	6.5%	12.2%	12.8%	11.9%
% of FP17s for the same patient ID Re-attending within 3 months - Adults	650	5,302	12.3%	15.5%	16.5%	15.9%
% of FP17s for the same patient ID Re-attending between 3 & 9 months - Children	860	1,687	51.0%	54.6%	59.7%	58.1%
% of FP17s for the same patient ID Re-attending between 3 & 9 months - Adults	2,467	5,302	46.5%	50.6%	53.0%	50.6%
% of FP17s for Band 1 Urgent Courses	348	6,208	5.6%	8.9%	9.2%	9.1%
% of FP17s Relating to Free Repair or Replacements	82	6,208	1.3%	1.2%	1.0%	0.8%
% of FP17s Relating to Continuations	85	6,208	1.4%	1.5%	1.2%	1.1%
% of Patients satisfied with the dentistry they have received	21	22	95.5%	90.2%	91.6%	91.4%
% of Patients satisfied with the time they had to wait for an appointment	22	22	100.0%	86.2%	88.1%	87.7%

* This is based on patients treated on this contract for their most recent course of treatment. Figures in italics indicate the base number of FP17s or Patient Questionnaire responses are less than 100. N/A is shown where the base number of responses is less than 10 during the period. % is calculated as Quantity/Base number*100

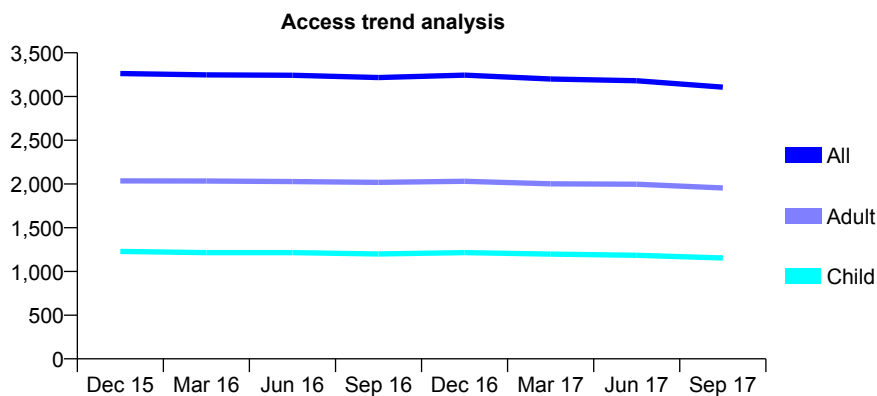
Q45 - Vital Signs At a Glance Contract Report for 907316/0002 - September 2017

Name or company name	MR AI WILSON
Contract type name	GDS Contract
Purpose of contract	General
Contract start date	01/04/2006
Contract end date	

17/18 Contracted general activity (UDA)	10,500
Carry forward general activity (UDA)	0
17/18 Contracted orthodontic activity (UOA)	0
Carry forward orthodontic activity (UOA)	0
Baseline contract value	£272,471.11

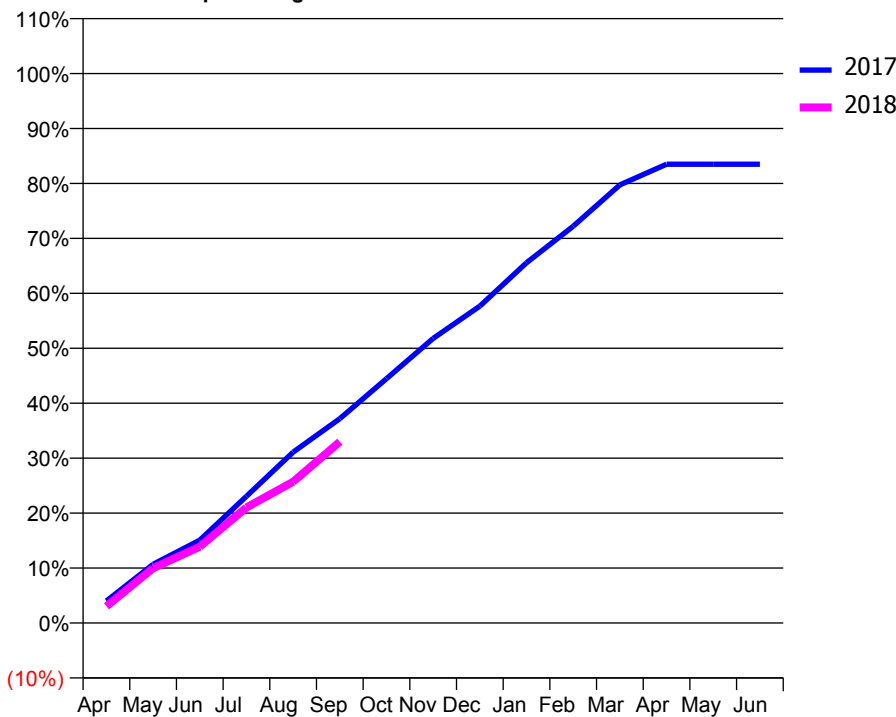
ACCESS*

Patients seen in 24 months	Total	Change since previous quarter
Quarter ending September 2016	3,217	
Quarter ending December 2016	3,245	→
Quarter ending March 2017	3,200	↓
Quarter ending June 2017	3,181	→
Quarter ending September 2017	3,107	↓
Variance since September 2016	(3.4%)	↓



ACTIVITY

Cumulative percentage of contracted UDA delivered 2017 & 2018



Month	Adjusted Scheduled Activity (UDA)	
	2017	2018
April	423	320
May	1,122	1,048
June	1,583	1,459
July	2,422	2,207
August	3,265	2,701
September	3,905	3,464
October	4,669	
November	5,439	
December	6,055	
January	6,884	
February	7,581	
March	8,373	
April	8,765	
May	8,766	
June	8,766	

QUALITY

	Quantity	Base Number	Contract	AT	Region	England
% of FP17s for the same patient ID Re-attending within 3 months - Children	82	946	8.7%	12.2%	12.8%	11.9%
% of FP17s for the same patient ID Re-attending within 3 months - Adults	217	1,441	15.1%	15.5%	16.5%	15.9%
% of FP17s for the same patient ID Re-attending between 3 & 9 months - Children	647	946	68.4%	54.6%	59.7%	58.1%
% of FP17s for the same patient ID Re-attending between 3 & 9 months - Adults	929	1,441	64.5%	50.6%	53.0%	50.6%
% of FP17s for Band 1 Urgent Courses	131	2,168	6.0%	8.9%	9.2%	9.1%
% of FP17s Relating to Free Repair or Replacements	9	2,168	0.4%	1.2%	1.0%	0.8%
% of FP17s Relating to Continuations	69	2,168	3.2%	1.5%	1.2%	1.1%
% of Patients satisfied with the dentistry they have received	9	10	90.0%	90.2%	91.6%	91.4%
% of Patients satisfied with the time they had to wait for an appointment	8	10	80.0%	86.2%	88.1%	87.7%

* This is based on patients treated on this contract for their most recent course of treatment. Figures in italics indicate the base number of FP17s or Patient Questionnaire responses are less than 100. N/A is shown where the base number of responses is less than 10 during the period. % is calculated as Quantity/Base number*100

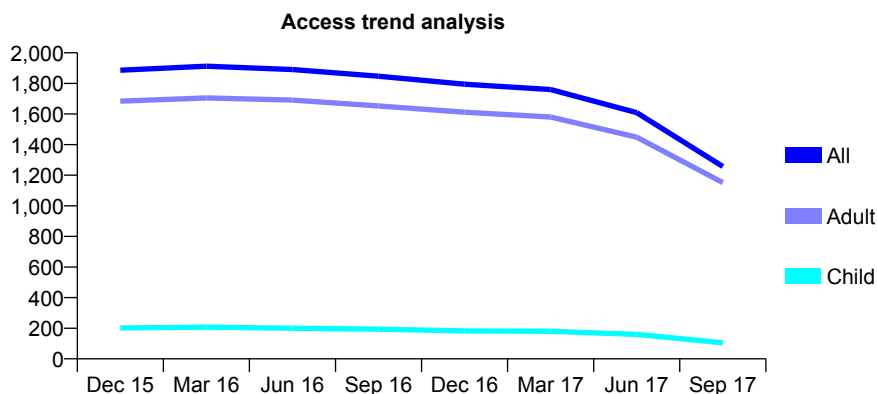
Q45 - Vital Signs At a Glance Contract Report for 911828/0003 - September 2017

Name or company name	MR S KIRKUP
Contract type name	GDS Contract
Purpose of contract	General
Contract start date	01/04/2006
Contract end date	23/06/2017

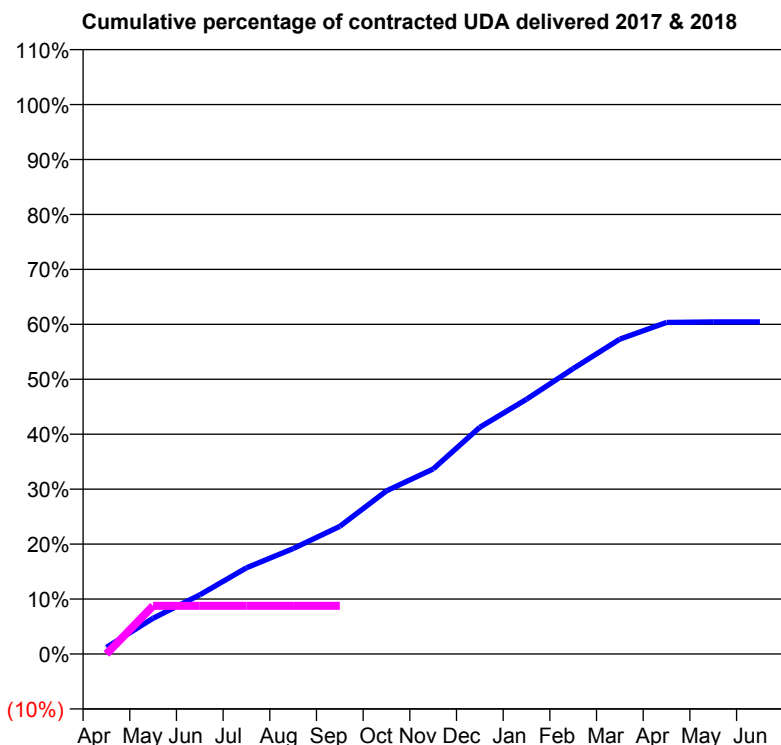
17/18 Contracted general activity (UDA)	1,038
Carry forward general activity (UDA)	0
17/18 Contracted orthodontic activity (UOA)	0
Carry forward orthodontic activity (UOA)	0
Baseline contract value	£30,928.78

ACCESS*

Patients seen in 24 months	Total	Change since previous quarter
Quarter ending September 2016	1,847	
Quarter ending December 2016	1,795	↓
Quarter ending March 2017	1,760	↓
Quarter ending June 2017	1,609	↓
Quarter ending September 2017	1,257	↓
Variance since September 2016	(31.9%)	↓



ACTIVITY



Month	Adjusted Scheduled Activity (UDA)	
	2017	2018
April	54	0
May	293	91
June	485	91
July	706	91
August	863	91
September	1,045	91
October	1,336	
November	1,515	
December	1,857	
January	2,086	
February	2,337	
March	2,579	
April	2,715	
May	2,719	
June	2,719	

QUALITY

	Quantity	Base Number	Contract	AT	Region	England
% of FP17s for the same patient ID Re-attending within 3 months - Children	1	20	5.0%	12.2%	12.8%	11.9%
% of FP17s for the same patient ID Re-attending within 3 months - Adults	20	145	13.8%	15.5%	16.5%	15.9%
% of FP17s for the same patient ID Re-attending between 3 & 9 months - Children	10	20	50.0%	54.6%	59.7%	58.1%
% of FP17s for the same patient ID Re-attending between 3 & 9 months - Adults	66	145	45.5%	50.6%	53.0%	50.6%
% of FP17s for Band 1 Urgent Courses	15	58	25.9%	8.9%	9.2%	9.1%
% of FP17s Relating to Free Repair or Replacements	0	58	0.0%	1.2%	1.0%	0.8%
% of FP17s Relating to Continuations	0	58	0.0%	1.5%	1.2%	1.1%
% of Patients satisfied with the dentistry they have received	6	7	N/A	90.2%	91.6%	91.4%
% of Patients satisfied with the time they had to wait for an appointment	7	7	N/A	86.2%	88.1%	87.7%

* This is based on patients treated on this contract for their most recent course of treatment. Figures in italics indicate the base number of FP17s or Patient Questionnaire responses are less than 100. N/A is shown where the base number of responses is less than 10 during the period. % is calculated as Quantity/Base number*100

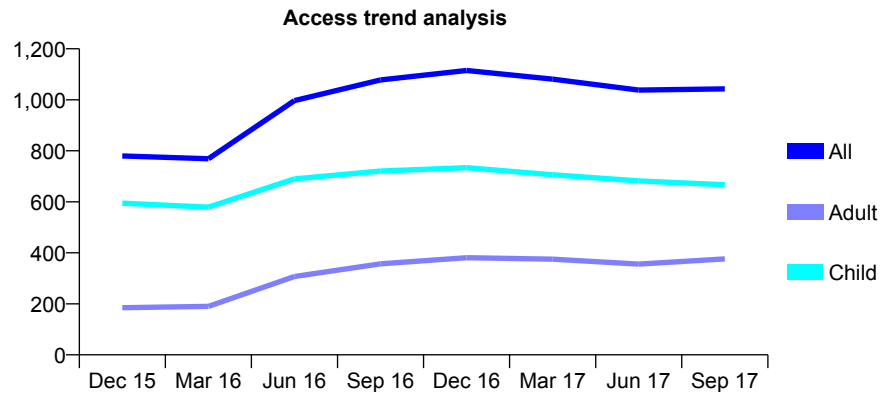
Q45 - Vital Signs At a Glance Contract Report for 911852/0001 - September 2017

Name or company name	MR JC BENNETT
Contract type name	GDS Contract
Purpose of contract	General
Contract start date	01/12/2014
Contract end date	

17/18 Contracted general activity (UDA)	3,071
Carry forward general activity (UDA)	0
17/18 Contracted orthodontic activity (UOA)	0
Carry forward orthodontic activity (UOA)	0
Baseline contract value	£65,700.54

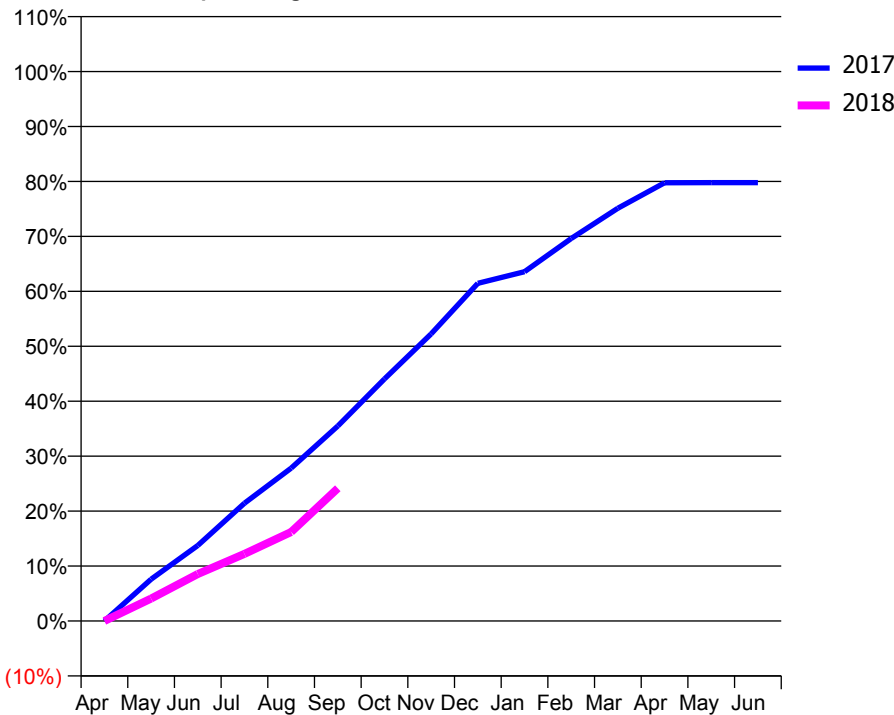
ACCESS*

Patients seen in 24 months	Total	Change since previous quarter
Quarter ending September 2016	1,078	
Quarter ending December 2016	1,115	↑
Quarter ending March 2017	1,081	↓
Quarter ending June 2017	1,038	↓
Quarter ending September 2017	1,043	→
Variance since September 2016	(3.2%)	↓



ACTIVITY

Cumulative percentage of contracted UDA delivered 2017 & 2018



Month	Adjusted Scheduled Activity (UDA)	
	2017	2018
April	0	0
May	234	125
June	422	263
July	658	375
August	855	497
September	1,090	742
October	1,353	
November	1,605	
December	1,887	
January	1,952	
February	2,138	
March	2,307	
April	2,449	
May	2,450	
June	2,450	

QUALITY

	Quantity	Base Number	Contract	AT	Region	England
% of FP17s for the same patient ID Re-attending within 3 months - Children	22	485	4.5%	12.2%	12.8%	11.9%
% of FP17s for the same patient ID Re-attending within 3 months - Adults	16	207	7.7%	15.5%	16.5%	15.9%
% of FP17s for the same patient ID Re-attending between 3 & 9 months - Children	297	485	61.2%	54.6%	59.7%	58.1%
% of FP17s for the same patient ID Re-attending between 3 & 9 months - Adults	104	207	50.2%	50.6%	53.0%	50.6%
% of FP17s for Band 1 Urgent Courses	10	584	1.7%	8.9%	9.2%	9.1%
% of FP17s Relating to Free Repair or Replacements	1	584	0.2%	1.2%	1.0%	0.8%
% of FP17s Relating to Continuations	0	584	0.0%	1.5%	1.2%	1.1%
% of Patients satisfied with the dentistry they have received	0	0	N/A	90.2%	91.6%	91.4%
% of Patients satisfied with the time they had to wait for an appointment	0	0	N/A	86.2%	88.1%	87.7%

* This is based on patients treated on this contract for their most recent course of treatment. Figures in italics indicate the base number of FP17s or Patient Questionnaire responses are less than 100. N/A is shown where the base number of responses is less than 10 during the period. % is calculated as Quantity/Base number*100

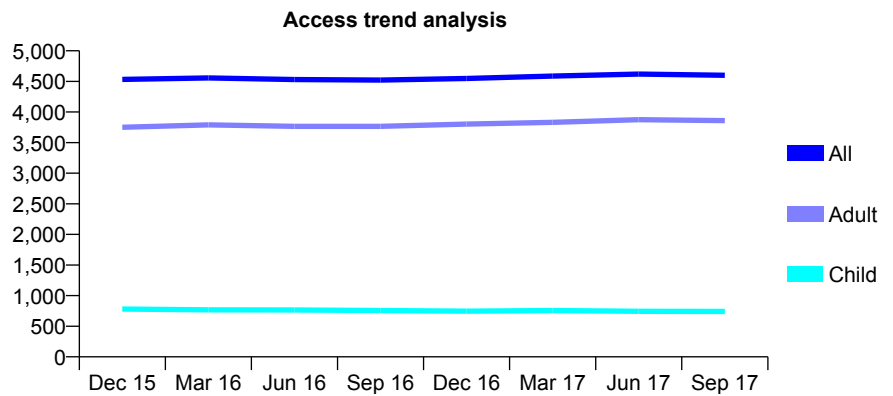
Q45 - Vital Signs At a Glance Contract Report for 918873/0001 - September 2017

Name or company name	MR A MILNES
Contract type name	GDS Contract
Purpose of contract	General
Contract start date	10/08/2012
Contract end date	

17/18 Contracted general activity (UDA)	11,709
Carry forward general activity (UDA)	175
17/18 Contracted orthodontic activity (UOA)	0
Carry forward orthodontic activity (UOA)	0
Baseline contract value	£339,514.09

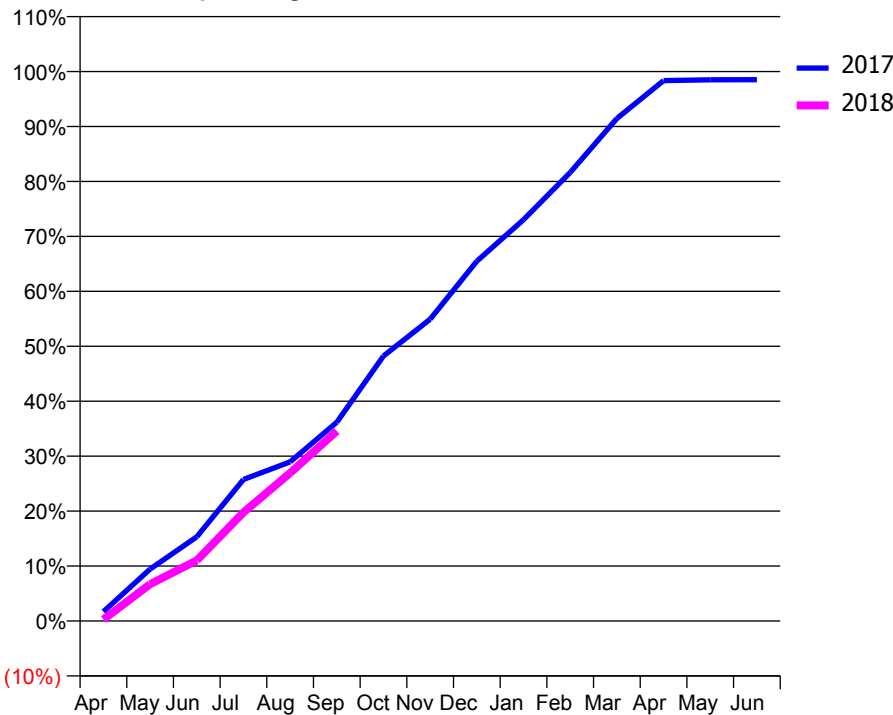
ACCESS*

Patients seen in 24 months	Total	Change since previous quarter
Quarter ending September 2016	4,522	
Quarter ending December 2016	4,548	→
Quarter ending March 2017	4,587	→
Quarter ending June 2017	4,619	→
Quarter ending September 2017	4,601	→
Variance since September 2016	1.7%	→



ACTIVITY

Cumulative percentage of contracted UDA delivered 2017 & 2018



Month	Adjusted Scheduled Activity (UDA)	
	2017	2018
April	199	31
May	1,106	785
June	1,794	1,292
July	3,016	2,315
August	3,391	3,157
September	4,235	4,046
October	5,646	
November	6,431	
December	7,667	
January	8,552	
February	9,557	
March	10,709	
April	11,515	
May	11,532	
June	11,534	

QUALITY

	Quantity	Base Number	Contract	AT	Region	England
% of FP17s for the same patient ID Re-attending within 3 months - Children	40	563	7.1%	12.2%	12.8%	11.9%
% of FP17s for the same patient ID Re-attending within 3 months - Adults	335	2,607	12.9%	15.5%	16.5%	15.9%
% of FP17s for the same patient ID Re-attending between 3 & 9 months - Children	356	563	63.2%	54.6%	59.7%	58.1%
% of FP17s for the same patient ID Re-attending between 3 & 9 months - Adults	1,538	2,607	59.0%	50.6%	53.0%	50.6%
% of FP17s for Band 1 Urgent Courses	171	2,702	6.3%	8.9%	9.2%	9.1%
% of FP17s Relating to Free Repair or Replacements	12	2,702	0.4%	1.2%	1.0%	0.8%
% of FP17s Relating to Continuations	38	2,702	1.4%	1.5%	1.2%	1.1%
% of Patients satisfied with the dentistry they have received	37	43	86.0%	90.2%	91.6%	91.4%
% of Patients satisfied with the time they had to wait for an appointment	39	43	90.7%	86.2%	88.1%	87.7%

* This is based on patients treated on this contract for their most recent course of treatment. Figures in italics indicate the base number of FP17s or Patient Questionnaire responses are less than 100. N/A is shown where the base number of responses is less than 10 during the period. % is calculated as Quantity/Base number*100

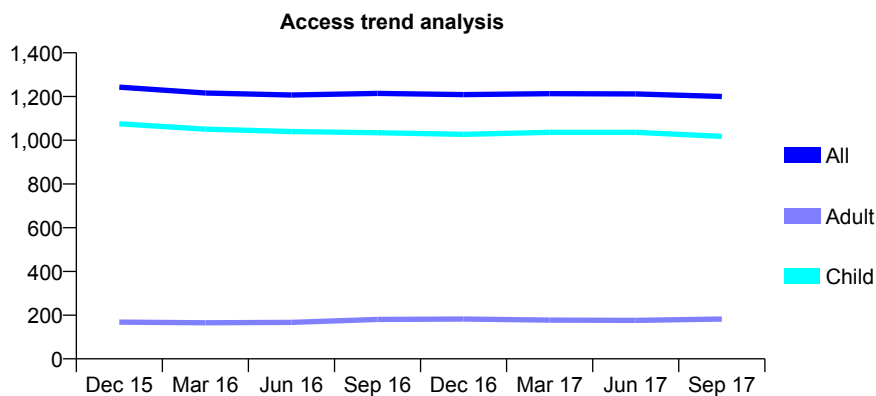
Q45 - Vital Signs At a Glance Contract Report for 919047/0001 - September 2017

Name or company name	MR TR LEWIS
Contract type name	GDS Contract
Purpose of contract	General and Orthodontic
Contract start date	01/04/2006
Contract end date	

17/18 Contracted general activity (UDA)	4,075
Carry forward general activity (UDA)	0
17/18 Contracted orthodontic activity (UOA)	400
Carry forward orthodontic activity (UOA)	0
Baseline contract value	£97,001.91

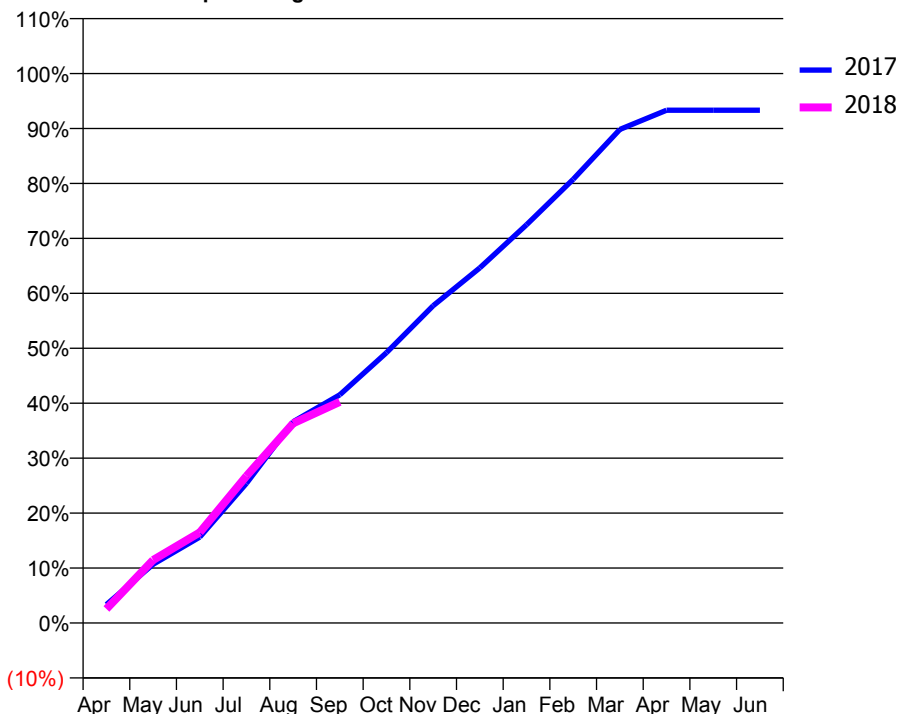
ACCESS*

Patients seen in 24 months	Total	Change since previous quarter
Quarter ending September 2016	1,214	
Quarter ending December 2016	1,209	→
Quarter ending March 2017	1,213	→
Quarter ending June 2017	1,212	→
Quarter ending September 2017	1,200	→
Variance since September 2016	(1.2%)	↓



ACTIVITY

Cumulative percentage of contracted UDA delivered 2017 & 2018



Month	Adjusted Scheduled Activity (UDA)	
	2017	2018
April	137	104
May	435	467
June	638	672
July	1,035	1,091
August	1,492	1,481
September	1,692	1,640
October	2,005	
November	2,353	
December	2,634	
January	2,954	
February	3,290	
March	3,661	
April	3,803	
May	3,803	
June	3,803	

QUALITY

	Quantity	Base Number	Contract	AT	Region	England
% of FP17s for the same patient ID Re-attending within 3 months - Children	104	835	12.5%	12.2%	12.8%	11.9%
% of FP17s for the same patient ID Re-attending within 3 months - Adults	5	54	9.3%	15.5%	16.5%	15.9%
% of FP17s for the same patient ID Re-attending between 3 & 9 months - Children	557	835	66.7%	54.6%	59.7%	58.1%
% of FP17s for the same patient ID Re-attending between 3 & 9 months - Adults	27	54	50.0%	50.6%	53.0%	50.6%
% of FP17s for Band 1 Urgent Courses	99	820	12.1%	8.9%	9.2%	9.1%
% of FP17s Relating to Free Repair or Replacements	0	820	0.0%	1.2%	1.0%	0.8%
% of FP17s Relating to Continuations	8	820	1.0%	1.5%	1.2%	1.1%
% of Patients satisfied with the dentistry they have received	3	4	N/A	90.2%	91.6%	91.4%
% of Patients satisfied with the time they had to wait for an appointment	3	4	N/A	86.2%	88.1%	87.7%

* This is based on patients treated on this contract for their most recent course of treatment. Figures in italics indicate the base number of FP17s or Patient Questionnaire responses are less than 100. N/A is shown where the base number of responses is less than 10 during the period. % is calculated as Quantity/Base number*100

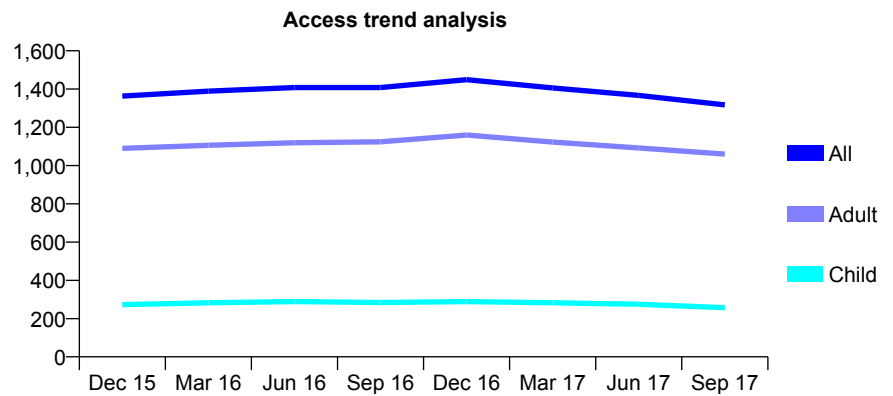
Q45 - Vital Signs At a Glance Contract Report for 920460/0001 - September 2017

Name or company name	MISS KA FARQUHAR
Contract type name	GDS Contract
Purpose of contract	General
Contract start date	01/04/2006
Contract end date	

17/18 Contracted general activity (UDA)	4,748
Carry forward general activity (UDA)	0
17/18 Contracted orthodontic activity (UOA)	0
Carry forward orthodontic activity (UOA)	0
Baseline contract value	£101,578.04

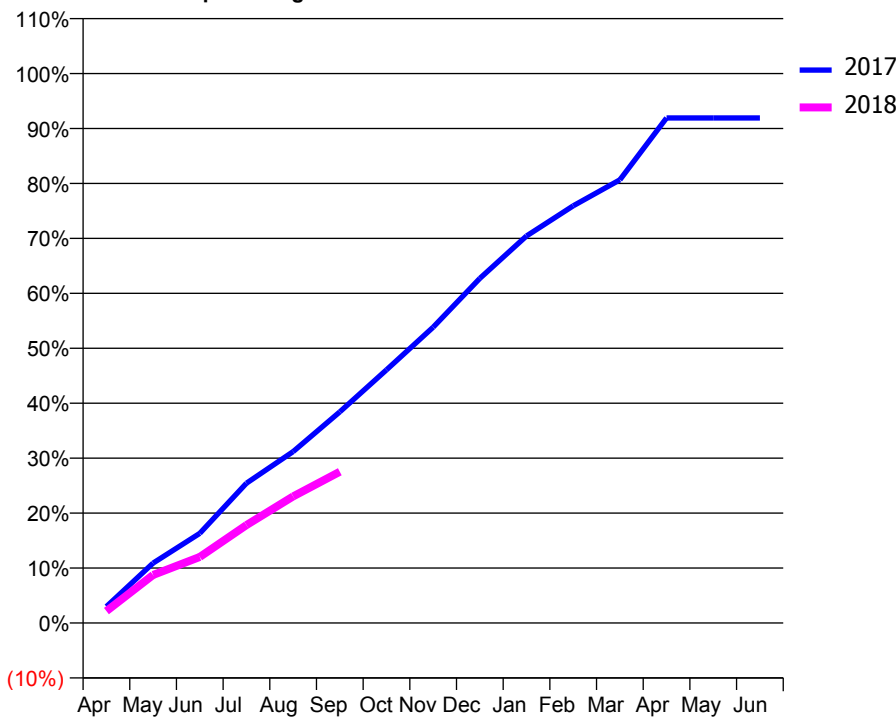
ACCESS*

Patients seen in 24 months	Total	Change since previous quarter
Quarter ending September 2016	1,408	
Quarter ending December 2016	1,449	↑
Quarter ending March 2017	1,406	↓
Quarter ending June 2017	1,367	↓
Quarter ending September 2017	1,317	↓
Variance since September 2016	(6.5%)	↓



ACTIVITY

Cumulative percentage of contracted UDA delivered 2017 & 2018



Month	Adjusted Scheduled Activity (UDA)	
	2017	2018
April	142	103
May	518	416
June	775	571
July	1,208	847
August	1,481	1,094
September	1,824	1,308
October	2,188	
November	2,556	
December	2,978	
January	3,345	
February	3,604	
March	3,830	
April	4,364	
May	4,364	
June	4,364	

QUALITY

	Quantity	Base Number	Contract	AT	Region	England
% of FP17s for the same patient ID Re-attending within 3 months - Children	13	138	9.4%	12.2%	12.8%	11.9%
% of FP17s for the same patient ID Re-attending within 3 months - Adults	199	793	25.1%	15.5%	16.5%	15.9%
% of FP17s for the same patient ID Re-attending between 3 & 9 months - Children	62	138	44.9%	54.6%	59.7%	58.1%
% of FP17s for the same patient ID Re-attending between 3 & 9 months - Adults	393	793	49.6%	50.6%	53.0%	50.6%
% of FP17s for Band 1 Urgent Courses	59	688	8.6%	8.9%	9.2%	9.1%
% of FP17s Relating to Free Repair or Replacements	45	688	6.5%	1.2%	1.0%	0.8%
% of FP17s Relating to Continuations	34	688	4.9%	1.5%	1.2%	1.1%
% of Patients satisfied with the dentistry they have received	4	4	N/A	90.2%	91.6%	91.4%
% of Patients satisfied with the time they had to wait for an appointment	3	4	N/A	86.2%	88.1%	87.7%

* This is based on patients treated on this contract for their most recent course of treatment. Figures in italics indicate the base number of FP17s or Patient Questionnaire responses are less than 100. N/A is shown where the base number of responses is less than 10 during the period. % is calculated as Quantity/Base number*100

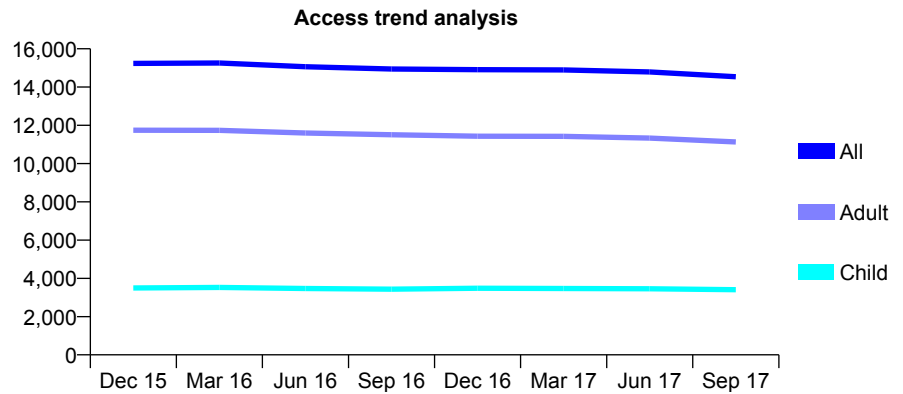
Q45 - Vital Signs At a Glance Contract Report for 921890/0001 - September 2017

Name or company name	MR DC DANIELS
Contract type name	GDS Contract
Purpose of contract	General
Contract start date	01/04/2006
Contract end date	

17/18 Contracted general activity (UDA)	47,398
Carry forward general activity (UDA)	0
17/18 Contracted orthodontic activity (UOA)	0
Carry forward orthodontic activity (UOA)	0
Baseline contract value	£1,295,322.69

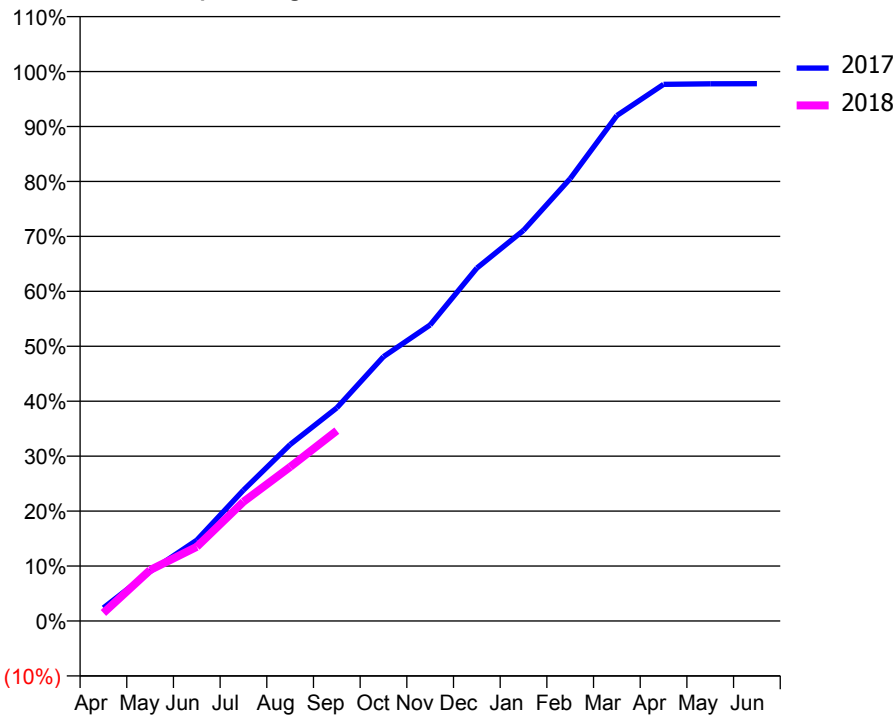
ACCESS*

Patients seen in 24 months	Total	Change since previous quarter
Quarter ending September 2016	14,944	
Quarter ending December 2016	14,908	→
Quarter ending March 2017	14,892	→
Quarter ending June 2017	14,788	→
Quarter ending September 2017	14,540	↓
Variance since September 2016	(2.7%)	↓



ACTIVITY

Cumulative percentage of contracted UDA delivered 2017 & 2018



Month	Adjusted Scheduled Activity (UDA)	
	2017	2018
April	1,138	701
May	4,268	4,394
June	6,982	6,396
July	11,287	10,288
August	15,228	13,294
September	18,386	16,415
October	22,801	
November	25,538	
December	30,444	
January	33,690	
February	38,161	
March	43,600	
April	46,290	
May	46,337	
June	46,348	

QUALITY

	Quantity	Base Number	Contract	AT	Region	England
% of FP17s for the same patient ID Re-attending within 3 months - Children	185	2,368	7.8%	12.2%	12.8%	11.9%
% of FP17s for the same patient ID Re-attending within 3 months - Adults	1,268	7,607	16.7%	15.5%	16.5%	15.9%
% of FP17s for the same patient ID Re-attending between 3 & 9 months - Children	1,292	2,368	54.6%	54.6%	59.7%	58.1%
% of FP17s for the same patient ID Re-attending between 3 & 9 months - Adults	4,318	7,607	56.8%	50.6%	53.0%	50.6%
% of FP17s for Band 1 Urgent Courses	1,165	8,450	13.8%	8.9%	9.2%	9.1%
% of FP17s Relating to Free Repair or Replacements	120	8,450	1.4%	1.2%	1.0%	0.8%
% of FP17s Relating to Continuations	79	8,450	0.9%	1.5%	1.2%	1.1%
% of Patients satisfied with the dentistry they have received	34	37	91.9%	90.2%	91.6%	91.4%
% of Patients satisfied with the time they had to wait for an appointment	34	37	91.9%	86.2%	88.1%	87.7%

* This is based on patients treated on this contract for their most recent course of treatment. Figures in italics indicate the base number of FP17s or Patient Questionnaire responses are less than 100. N/A is shown where the base number of responses is less than 10 during the period. % is calculated as Quantity/Base number*100

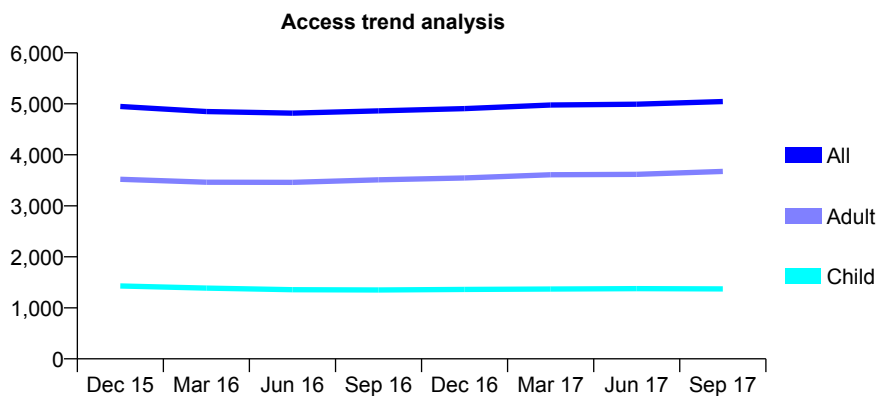
Q45 - Vital Signs At a Glance Contract Report for 930121/0001 - September 2017

Name or company name	MR MA SIDDIQUI
Contract type name	GDS Contract
Purpose of contract	General
Contract start date	08/11/2012
Contract end date	

17/18 Contracted general activity (UDA)	17,392
Carry forward general activity (UDA)	191
17/18 Contracted orthodontic activity (UOA)	0
Carry forward orthodontic activity (UOA)	0
Baseline contract value	£430,508.59

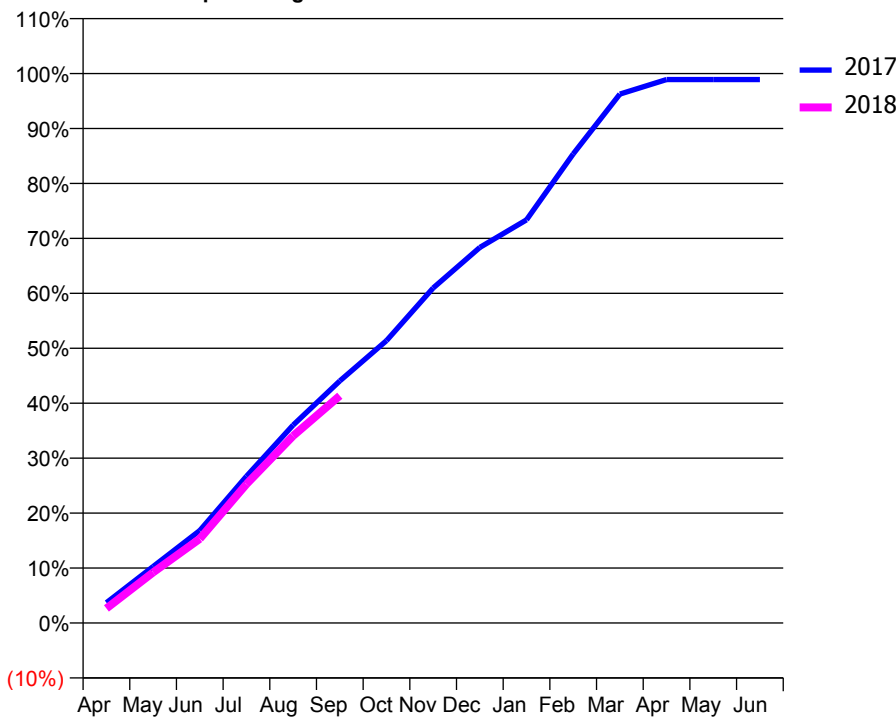
ACCESS*

Patients seen in 24 months	Total	Change since previous quarter
Quarter ending September 2016	4,861	
Quarter ending December 2016	4,907	→
Quarter ending March 2017	4,977	→
Quarter ending June 2017	4,993	→
Quarter ending September 2017	5,045	→
Variance since September 2016	3.8%	↑



ACTIVITY

Cumulative percentage of contracted UDA delivered 2017 & 2018



Month	Adjusted Scheduled Activity (UDA)	
	2017	2018
April	645	464
May	1,786	1,601
June	2,925	2,664
July	4,646	4,396
August	6,267	5,923
September	7,664	7,192
October	8,939	
November	10,605	
December	11,889	
January	12,762	
February	14,844	
March	16,741	
April	17,201	
May	17,200	
June	17,201	

QUALITY

	Quantity	Base Number	Contract	AT	Region	England
% of FP17s for the same patient ID Re-attending within 3 months - Children	76	1,072	7.1%	12.2%	12.8%	11.9%
% of FP17s for the same patient ID Re-attending within 3 months - Adults	427	2,706	15.8%	15.5%	16.5%	15.9%
% of FP17s for the same patient ID Re-attending between 3 & 9 months - Children	645	1,072	60.2%	54.6%	59.7%	58.1%
% of FP17s for the same patient ID Re-attending between 3 & 9 months - Adults	1,509	2,706	55.8%	50.6%	53.0%	50.6%
% of FP17s for Band 1 Urgent Courses	250	3,103	8.1%	8.9%	9.2%	9.1%
% of FP17s Relating to Free Repair or Replacements	31	3,103	1.0%	1.2%	1.0%	0.8%
% of FP17s Relating to Continuations	22	3,103	0.7%	1.5%	1.2%	1.1%
% of Patients satisfied with the dentistry they have received	38	45	84.4%	90.2%	91.6%	91.4%
% of Patients satisfied with the time they had to wait for an appointment	41	45	91.1%	86.2%	88.1%	87.7%

* This is based on patients treated on this contract for their most recent course of treatment. Figures in italics indicate the base number of FP17s or Patient Questionnaire responses are less than 100. N/A is shown where the base number of responses is less than 10 during the period. % is calculated as Quantity/Base number*100

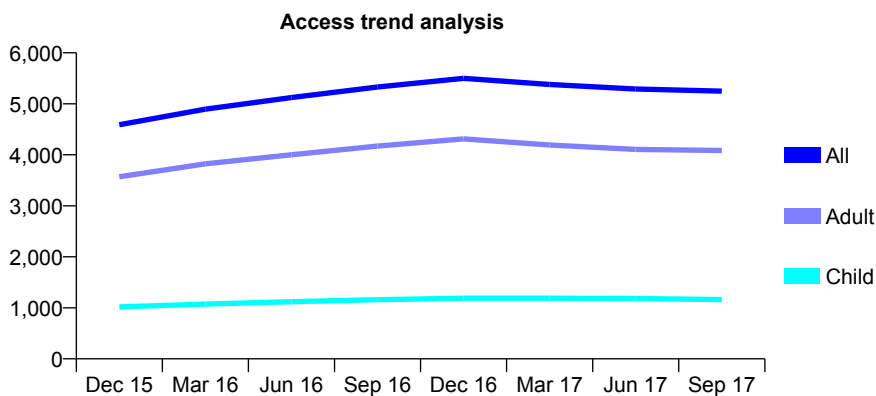
Q45 - Vital Signs At a Glance Contract Report for 984418/0001 - September 2017

Name or company name	MR A NAYYAR
Contract type name	GDS Contract
Purpose of contract	General and Orthodontic
Contract start date	05/01/2015
Contract end date	

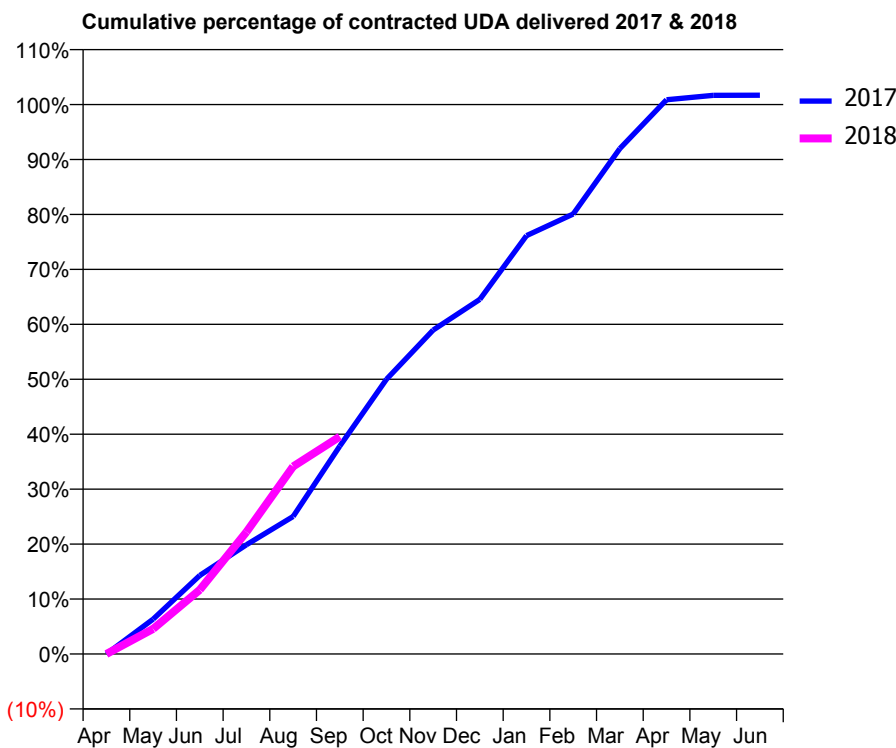
17/18 Contracted general activity (UDA)	11,406
Carry forward general activity (UDA)	0
17/18 Contracted orthodontic activity (UOA)	25
Carry forward orthodontic activity (UOA)	0
Baseline contract value	£369,884.04

ACCESS*

Patients seen in 24 months	Total	Change since previous quarter
Quarter ending September 2016	5,330	
Quarter ending December 2016	5,499	↑
Quarter ending March 2017	5,380	↓
Quarter ending June 2017	5,289	↓
Quarter ending September 2017	5,249	→
Variance since September 2016	(1.5%)	↓



ACTIVITY



Month	Adjusted Scheduled Activity (UDA)	
	2017	2018
April	0	0
May	723	521
June	1,631	1,333
July	2,270	2,534
August	2,855	3,894
September	4,316	4,512
October	5,704	
November	6,723	
December	7,362	
January	8,683	
February	9,132	
March	10,492	
April	11,505	
May	11,595	
June	11,598	

QUALITY

	Quantity	Base Number	Contract	AT	Region	England
% of FP17s for the same patient ID Re-attending within 3 months - Children	44	928	4.7%	12.2%	12.8%	11.9%
% of FP17s for the same patient ID Re-attending within 3 months - Adults	206	2,505	8.2%	15.5%	16.5%	15.9%
% of FP17s for the same patient ID Re-attending between 3 & 9 months - Children	597	928	64.3%	54.6%	59.7%	58.1%
% of FP17s for the same patient ID Re-attending between 3 & 9 months - Adults	1,058	2,505	42.2%	50.6%	53.0%	50.6%
% of FP17s for Band 1 Urgent Courses	104	2,849	3.7%	8.9%	9.2%	9.1%
% of FP17s Relating to Free Repair or Replacements	36	2,849	1.3%	1.2%	1.0%	0.8%
% of FP17s Relating to Continuations	12	2,849	0.4%	1.5%	1.2%	1.1%
% of Patients satisfied with the dentistry they have received	15	15	100.0%	90.2%	91.6%	91.4%
% of Patients satisfied with the time they had to wait for an appointment	15	15	100.0%	86.2%	88.1%	87.7%

* This is based on patients treated on this contract for their most recent course of treatment. Figures in italics indicate the base number of FP17s or Patient Questionnaire responses are less than 100. N/A is shown where the base number of responses is less than 10 during the period. % is calculated as Quantity/Base number*100

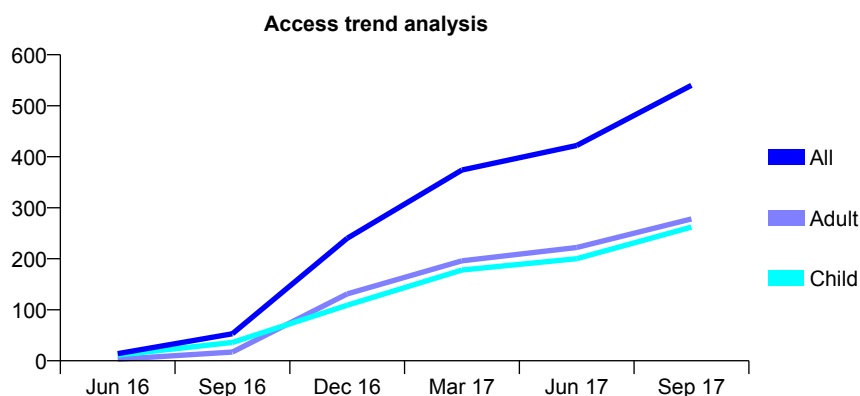
Q46 - Vital Signs At a Glance Contract Report for 100067/0000 - September 2017

Name or company name	ALWHCT
Contract type name	PDS Contract
Purpose of contract	General
Contract start date	01/04/2016
Contract end date	31/03/2018

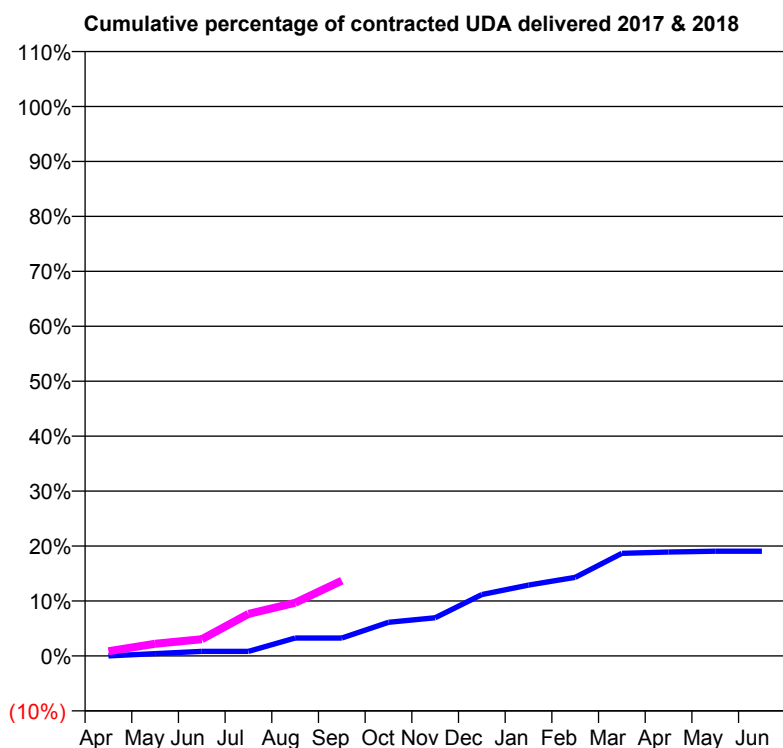
17/18 Contracted general activity (UDA)	3,900
Carry forward general activity (UDA)	0
17/18 Contracted orthodontic activity (UOA)	0
Carry forward orthodontic activity (UOA)	0
Baseline contract value	£0.00

ACCESS*

Patients seen in 24 months	Total	Change since previous quarter
Quarter ending September 2016	53	
Quarter ending December 2016	240	↑
Quarter ending March 2017	374	↑
Quarter ending June 2017	422	↑
Quarter ending September 2017	540	↑
Variance since September 2016	918.9%	↑



ACTIVITY



Month	Adjusted Scheduled Activity (UDA)	
	2017	2018
April	0	34
May	17	86
June	33	119
July	33	298
August	128	377
September	128	534
October	239	
November	271	
December	436	
January	503	
February	558	
March	728	
April	737	
May	743	
June	743	

QUALITY

	Quantity	Base Number	Contract	AT	Region	England
% of FP17s for the same patient ID Re-attending within 3 months - Children	5	226	2.2%	12.3%	12.8%	11.9%
% of FP17s for the same patient ID Re-attending within 3 months - Adults	12	177	6.8%	16.9%	16.5%	15.9%
% of FP17s for the same patient ID Re-attending between 3 & 9 months - Children	42	226	18.6%	57.6%	59.7%	58.1%
% of FP17s for the same patient ID Re-attending between 3 & 9 months - Adults	59	177	33.3%	50.8%	53.0%	50.6%
% of FP17s for Band 1 Urgent Courses	25	382	6.5%	10.4%	9.2%	9.1%
% of FP17s Relating to Free Repair or Replacements	0	382	0.0%	0.9%	1.0%	0.8%
% of FP17s Relating to Continuations	0	382	0.0%	1.1%	1.2%	1.1%
% of Patients satisfied with the dentistry they have received	0	0	N/A	91.1%	91.6%	91.4%
% of Patients satisfied with the time they had to wait for an appointment	0	0	N/A	87.5%	88.1%	87.7%

* This is based on patients treated on this contract for their most recent course of treatment. Figures in italics indicate the base number of FP17s or Patient Questionnaire responses are less than 100. N/A is shown where the base number of responses is less than 10 during the period. % is calculated as Quantity/Base number*100

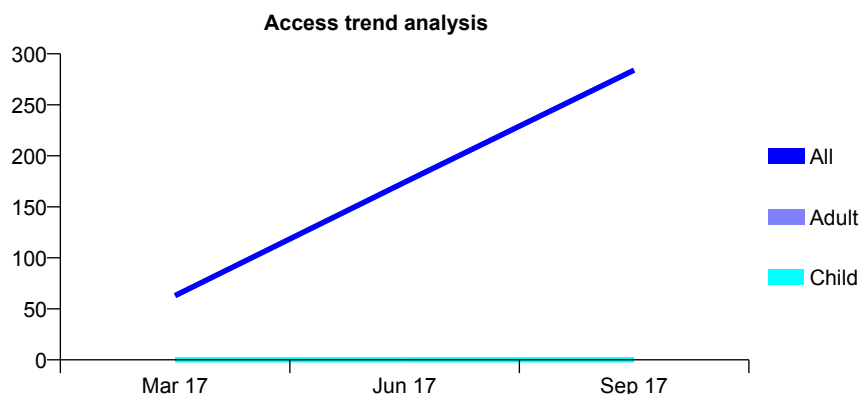
Q46 - Vital Signs At a Glance Contract Report for 100068/0000 - September 2017

Name or company name	ALWHCT
Contract type name	PDS Contract
Purpose of contract	General
Contract start date	01/04/2015
Contract end date	31/03/2018

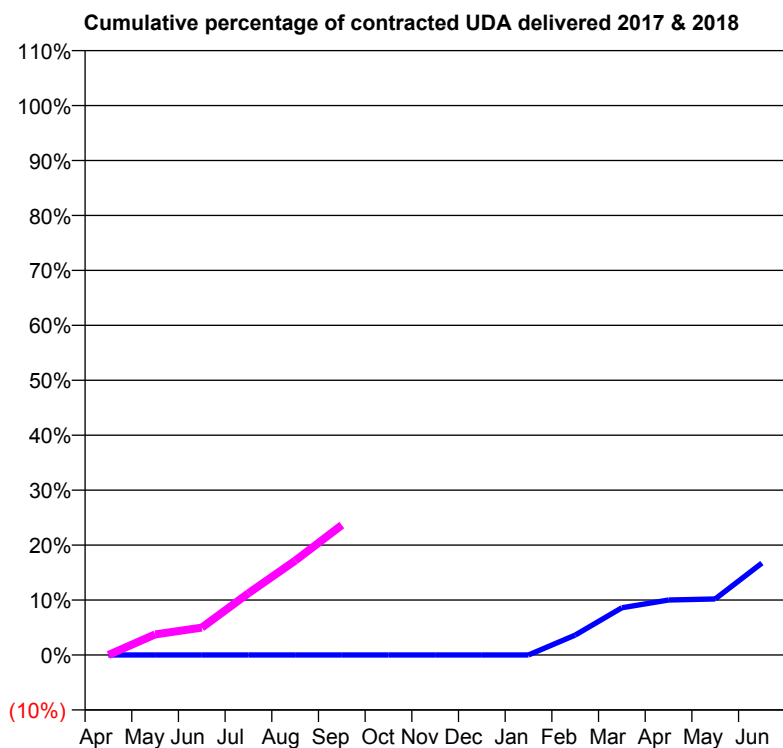
17/18 Contracted general activity (UDA)	2,070
Carry forward general activity (UDA)	0
17/18 Contracted orthodontic activity (UOA)	0
Carry forward orthodontic activity (UOA)	0
Baseline contract value	£0.00

ACCESS*

Patients seen in 24 months	Total	Change since previous quarter
Quarter ending September 2016	0	
Quarter ending December 2016	0	
Quarter ending March 2017	63	
Quarter ending June 2017	174	↑
Quarter ending September 2017	284	↑
Variance since September 2016	N/A	



ACTIVITY



Month	Adjusted Scheduled Activity (UDA)	
	2017	2018
April	0	0
May	0	78
June	0	103
July	0	233
August	0	355
September	0	489
October	0	
November	0	
December	0	
January	0	
February	75	
March	178	
April	207	
May	211	
June	347	

QUALITY

	Quantity	Base Number	Contract	AT	Region	England
% of FP17s for the same patient ID Re-attending within 3 months - Children	0	0	N/A	12.3%	12.8%	11.9%
% of FP17s for the same patient ID Re-attending within 3 months - Adults	16	273	5.9%	16.9%	16.5%	15.9%
% of FP17s for the same patient ID Re-attending between 3 & 9 months - Children	0	0	N/A	57.6%	59.7%	58.1%
% of FP17s for the same patient ID Re-attending between 3 & 9 months - Adults	7	273	2.6%	50.8%	53.0%	50.6%
% of FP17s for Band 1 Urgent Courses	38	182	20.9%	10.4%	9.2%	9.1%
% of FP17s Relating to Free Repair or Replacements	0	182	0.0%	0.9%	1.0%	0.8%
% of FP17s Relating to Continuations	0	182	0.0%	1.1%	1.2%	1.1%
% of Patients satisfied with the dentistry they have received	0	0	N/A	91.1%	91.6%	91.4%
% of Patients satisfied with the time they had to wait for an appointment	0	0	N/A	87.5%	88.1%	87.7%

* This is based on patients treated on this contract for their most recent course of treatment. Figures in italics indicate the base number of FP17s or Patient Questionnaire responses are less than 100. N/A is shown where the base number of responses is less than 10 during the period. % is calculated as Quantity/Base number*100

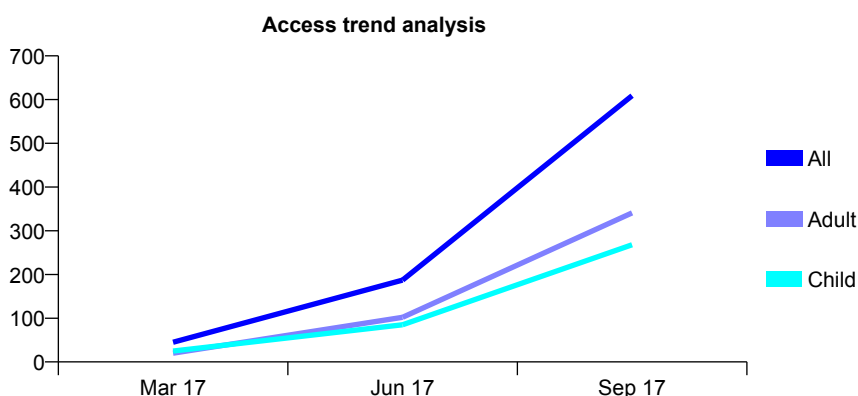
Q46 - Vital Signs At a Glance Contract Report for 100069/0000 - September 2017

Name or company name	ALWHCT
Contract type name	PDS Contract
Purpose of contract	General
Contract start date	01/04/2016
Contract end date	31/03/2018

17/18 Contracted general activity (UDA)	7,000
Carry forward general activity (UDA)	0
17/18 Contracted orthodontic activity (UOA)	0
Carry forward orthodontic activity (UOA)	0
Baseline contract value	£0.00

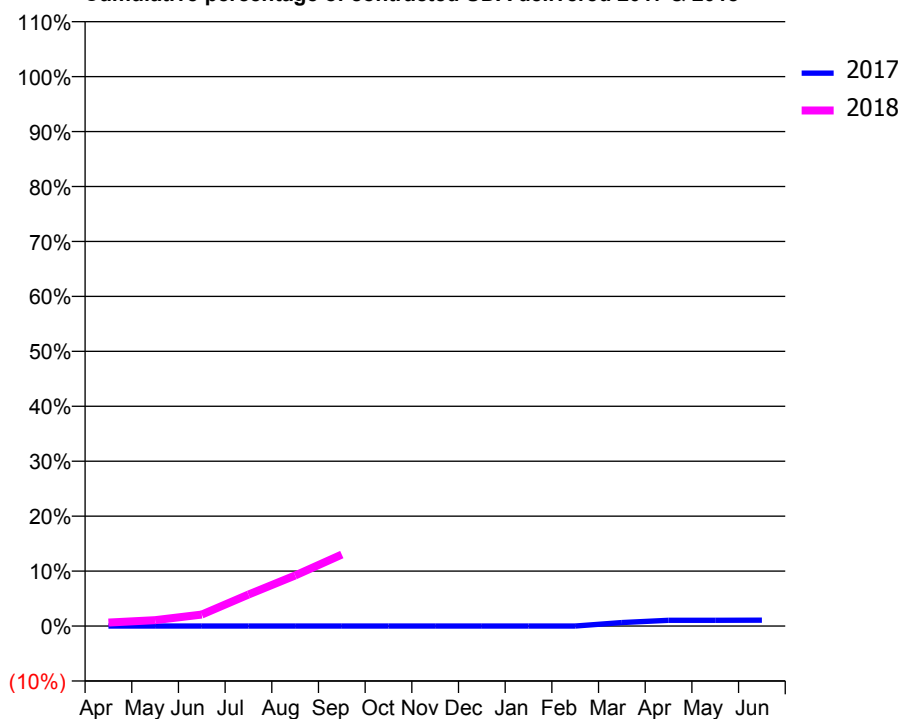
ACCESS*

Patients seen in 24 months	Total	Change since previous quarter
Quarter ending September 2016	0	
Quarter ending December 2016	0	
Quarter ending March 2017	45	
Quarter ending June 2017	187	↑
Quarter ending September 2017	609	↑
Variance since September 2016	N/A	



ACTIVITY

Cumulative percentage of contracted UDA delivered 2017 & 2018



Month	Adjusted Scheduled Activity (UDA)	
	2017	2018
April	0	44
May	0	76
June	0	146
July	0	401
August	0	645
September	0	911
October	0	
November	0	
December	0	
January	0	
February	0	
March	45	
April	73	
May	73	
June	76	

QUALITY

	Quantity	Base Number	Contract	AT	Region	England
% of FP17s for the same patient ID Re-attending within 3 months - Children	18	341	5.3%	12.3%	12.8%	11.9%
% of FP17s for the same patient ID Re-attending within 3 months - Adults	12	362	3.3%	16.9%	16.5%	15.9%
% of FP17s for the same patient ID Re-attending between 3 & 9 months - Children	20	341	5.9%	57.6%	59.7%	58.1%
% of FP17s for the same patient ID Re-attending between 3 & 9 months - Adults	5	362	1.4%	50.8%	53.0%	50.6%
% of FP17s for Band 1 Urgent Courses	21	658	3.2%	10.4%	9.2%	9.1%
% of FP17s Relating to Free Repair or Replacements	0	658	0.0%	0.9%	1.0%	0.8%
% of FP17s Relating to Continuations	0	658	0.0%	1.1%	1.2%	1.1%
% of Patients satisfied with the dentistry they have received	0	0	N/A	91.1%	91.6%	91.4%
% of Patients satisfied with the time they had to wait for an appointment	0	0	N/A	87.5%	88.1%	87.7%

* This is based on patients treated on this contract for their most recent course of treatment. Figures in italics indicate the base number of FP17s or Patient Questionnaire responses are less than 100. N/A is shown where the base number of responses is less than 10 during the period. % is calculated as Quantity/Base number*100

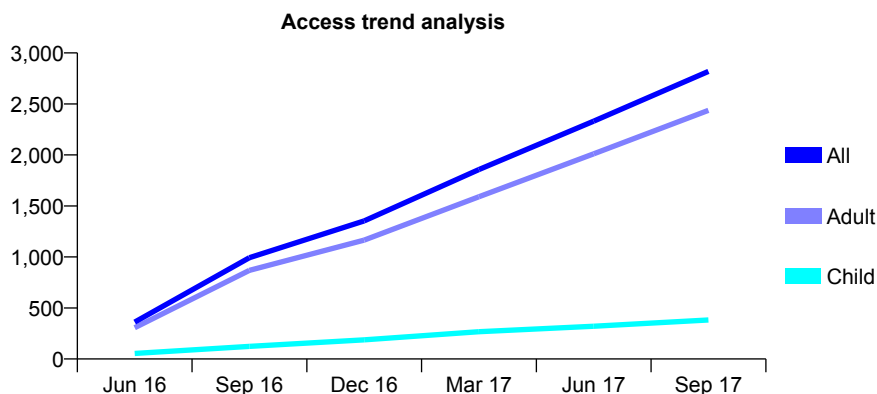
Q46 - Vital Signs At a Glance Contract Report for 100134/0000 - September 2017

Name or company name	REVIVE DENTAL CARE LIMITED
Contract type name	GDS Contract
Purpose of contract	General
Contract start date	01/04/2016
Contract end date	

17/18 Contracted general activity (UDA)	4,591
Carry forward general activity (UDA)	0
17/18 Contracted orthodontic activity (UOA)	0
Carry forward orthodontic activity (UOA)	0
Baseline contract value	£254,619.95

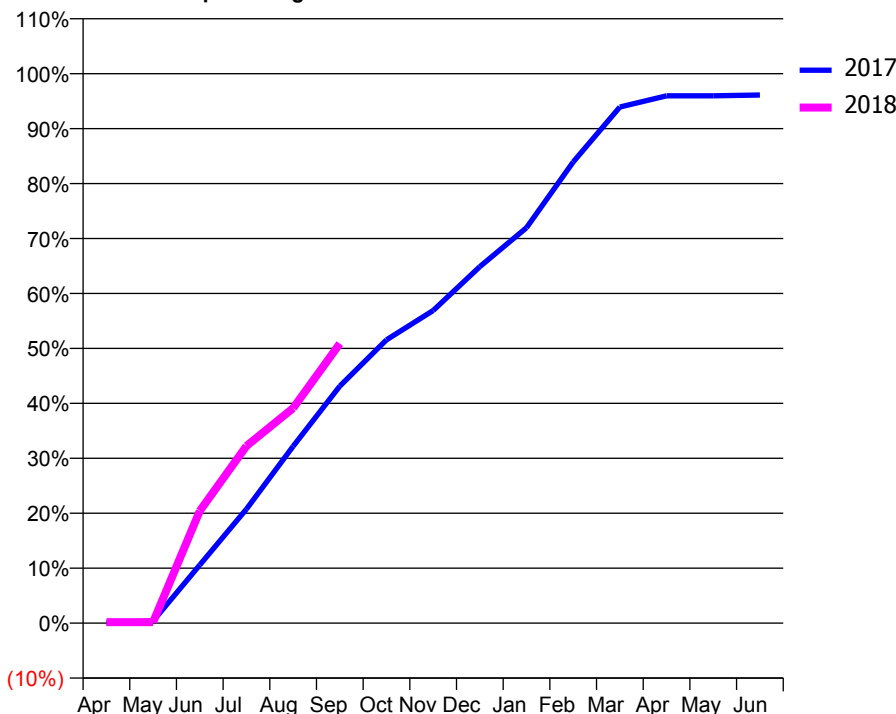
ACCESS*

Patients seen in 24 months	Total	Change since previous quarter
Quarter ending September 2016	993	
Quarter ending December 2016	1,353	↑
Quarter ending March 2017	1,857	↑
Quarter ending June 2017	2,332	↑
Quarter ending September 2017	2,819	↑
Variance since September 2016	183.9%	↑



ACTIVITY

Cumulative percentage of contracted UDA delivered 2017 & 2018



Month	Adjusted Scheduled Activity (UDA)	
	2017	2018
April	0	8
May	18	8
June	487	938
July	953	1,480
August	1,478	1,797
September	1,980	2,336
October	2,367	
November	2,612	
December	2,979	
January	3,304	
February	3,853	
March	4,312	
April	4,405	
May	4,405	
June	4,413	

QUALITY

	Quantity	Base Number	Contract	AT	Region	England
% of FP17s for the same patient ID Re-attending within 3 months - Children	9	318	2.8%	12.3%	12.8%	11.9%
% of FP17s for the same patient ID Re-attending within 3 months - Adults	56	1,756	3.2%	16.9%	16.5%	15.9%
% of FP17s for the same patient ID Re-attending between 3 & 9 months - Children	5	318	1.6%	57.6%	59.7%	58.1%
% of FP17s for the same patient ID Re-attending between 3 & 9 months - Adults	24	1,756	1.4%	50.8%	53.0%	50.6%
% of FP17s for Band 1 Urgent Courses	1,986	1,987	99.9%	10.4%	9.2%	9.1%
% of FP17s Relating to Free Repair or Replacements	0	1,987	0.0%	0.9%	1.0%	0.8%
% of FP17s Relating to Continuations	0	1,987	0.0%	1.1%	1.2%	1.1%
% of Patients satisfied with the dentistry they have received	3	4	N/A	91.1%	91.6%	91.4%
% of Patients satisfied with the time they had to wait for an appointment	3	4	N/A	87.5%	88.1%	87.7%

* This is based on patients treated on this contract for their most recent course of treatment. Figures in italics indicate the base number of FP17s or Patient Questionnaire responses are less than 100. N/A is shown where the base number of responses is less than 10 during the period. % is calculated as Quantity/Base number*100

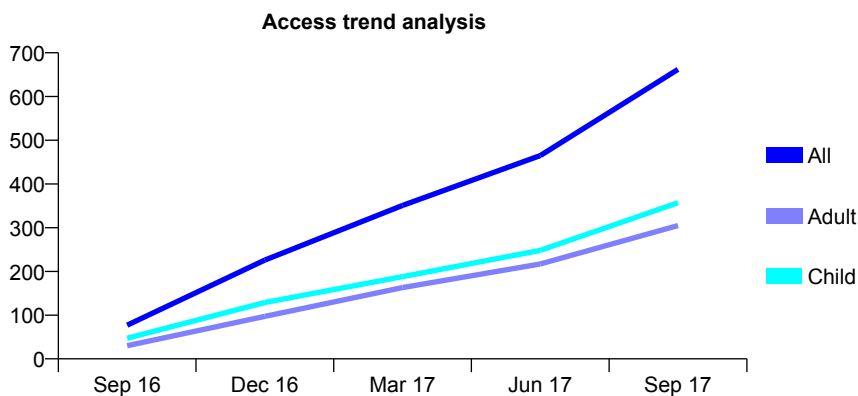
Q46 - Vital Signs At a Glance Contract Report for 100137/0000 - September 2017

Name or company name	ALWHCT
Contract type name	PDS Contract
Purpose of contract	General
Contract start date	01/04/2016
Contract end date	31/03/2018

17/18 Contracted general activity (UDA)	3,967
Carry forward general activity (UDA)	0
17/18 Contracted orthodontic activity (UOA)	0
Carry forward orthodontic activity (UOA)	0
Baseline contract value	£3.06

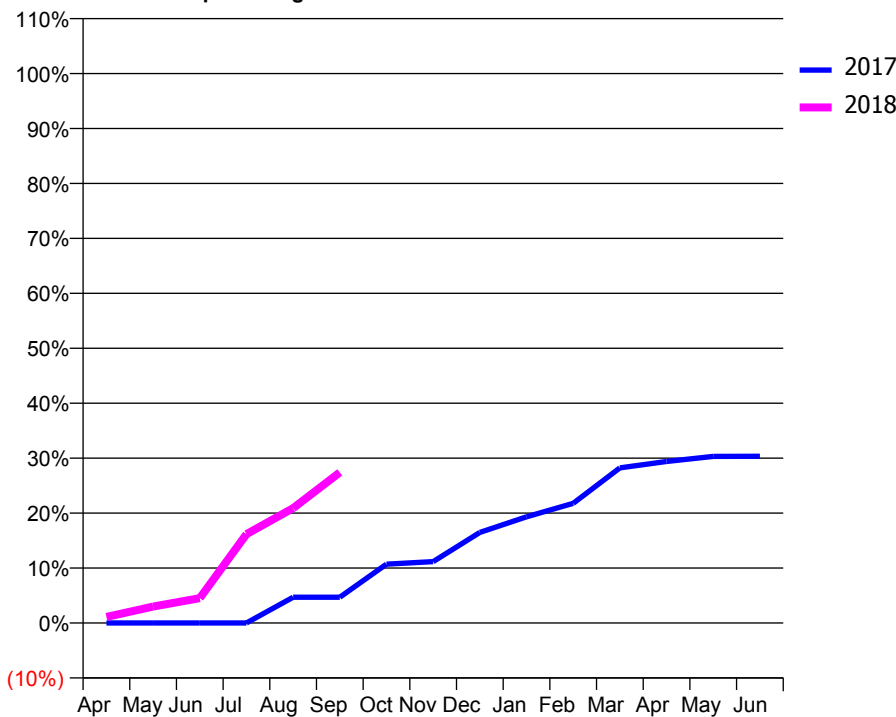
ACCESS*

Patients seen in 24 months	Total	Change since previous quarter
Quarter ending September 2016	77	
Quarter ending December 2016	226	↑
Quarter ending March 2017	351	↑
Quarter ending June 2017	465	↑
Quarter ending September 2017	662	↑
Variance since September 2016	759.7%	↑



ACTIVITY

Cumulative percentage of contracted UDA delivered 2017 & 2018



Adjusted Scheduled Activity (UDA)

Month	2017	2018
April	0	44
May	0	119
June	0	180
July	0	642
August	186	830
September	186	1,087
October	425	
November	443	
December	655	
January	766	
February	864	
March	1,120	
April	1,166	
May	1,203	
June	1,204	

QUALITY

	Quantity	Base Number	Contract	AT	Region	England
% of FP17s for the same patient ID Re-attending within 3 months - Children	17	455	3.7%	12.3%	12.8%	11.9%
% of FP17s for the same patient ID Re-attending within 3 months - Adults	16	235	6.8%	16.9%	16.5%	15.9%
% of FP17s for the same patient ID Re-attending between 3 & 9 months - Children	80	455	17.6%	57.6%	59.7%	58.1%
% of FP17s for the same patient ID Re-attending between 3 & 9 months - Adults	48	235	20.4%	50.8%	53.0%	50.6%
% of FP17s for Band 1 Urgent Courses	23	606	3.8%	10.4%	9.2%	9.1%
% of FP17s Relating to Free Repair or Replacements	0	606	0.0%	0.9%	1.0%	0.8%
% of FP17s Relating to Continuations	0	606	0.0%	1.1%	1.2%	1.1%
% of Patients satisfied with the dentistry they have received	0	0	N/A	91.1%	91.6%	91.4%
% of Patients satisfied with the time they had to wait for an appointment	0	0	N/A	87.5%	88.1%	87.7%

* This is based on patients treated on this contract for their most recent course of treatment. Figures in italics indicate the base number of FP17s or Patient Questionnaire responses are less than 100. N/A is shown where the base number of responses is less than 10 during the period. % is calculated as Quantity/Base number*100

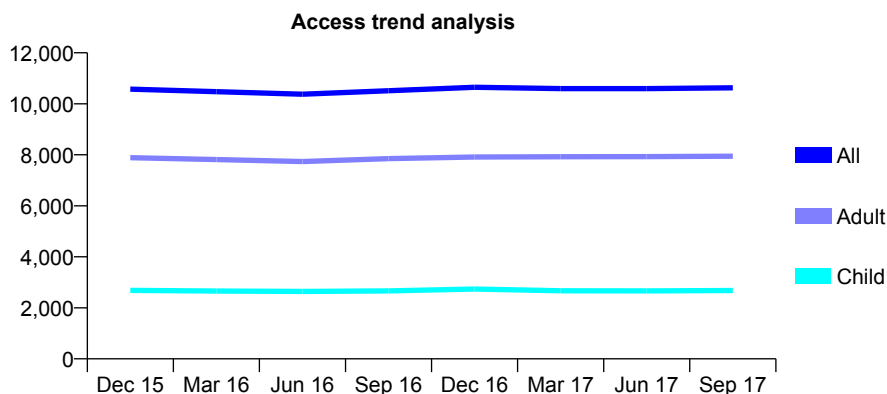
Q46 - Vital Signs At a Glance Contract Report for 101281/0068 - September 2017

Name or company name	OASIS DENTAL CARE LTD
Contract type name	GDS Contract
Purpose of contract	General
Contract start date	01/04/2006
Contract end date	

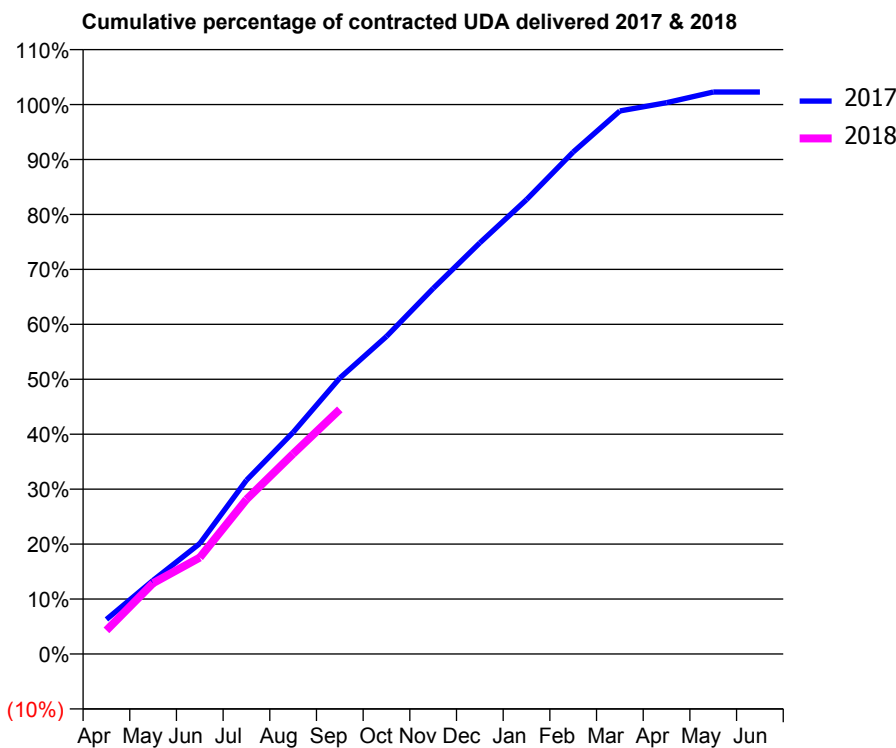
17/18 Contracted general activity (UDA)	34,022
Carry forward general activity (UDA)	0
17/18 Contracted orthodontic activity (UOA)	0
Carry forward orthodontic activity (UOA)	0
Baseline contract value	£850,872.12

ACCESS*

Patients seen in 24 months	Total	Change since previous quarter
Quarter ending September 2016	10,515	
Quarter ending December 2016	10,647	→
Quarter ending March 2017	10,595	→
Quarter ending June 2017	10,597	→
Quarter ending September 2017	10,626	→
Variance since September 2016	1.1%	→



ACTIVITY



Month	Adjusted Scheduled Activity (UDA)	
	2017	2018
April	2,141	1,468
May	4,559	4,391
June	6,838	5,971
July	10,762	9,577
August	13,727	12,394
September	17,090	15,142
October	19,660	
November	22,637	
December	25,460	
January	28,133	
February	31,077	
March	33,621	
April	34,132	
May	34,797	
June	34,799	

QUALITY

	Quantity	Base Number	Contract	AT	Region	England
% of FP17s for the same patient ID Re-attending within 3 months - Children	331	2,455	13.5%	12.3%	12.8%	11.9%
% of FP17s for the same patient ID Re-attending within 3 months - Adults	891	5,678	15.7%	16.9%	16.5%	15.9%
% of FP17s for the same patient ID Re-attending between 3 & 9 months - Children	1,596	2,455	65.0%	57.6%	59.7%	58.1%
% of FP17s for the same patient ID Re-attending between 3 & 9 months - Adults	3,225	5,678	56.8%	50.8%	53.0%	50.6%
% of FP17s for Band 1 Urgent Courses	519	7,505	6.9%	10.4%	9.2%	9.1%
% of FP17s Relating to Free Repair or Replacements	78	7,505	1.0%	0.9%	1.0%	0.8%
% of FP17s Relating to Continuations	167	7,505	2.2%	1.1%	1.2%	1.1%
% of Patients satisfied with the dentistry they have received	22	24	91.7%	91.1%	91.6%	91.4%
% of Patients satisfied with the time they had to wait for an appointment	20	24	83.3%	87.5%	88.1%	87.7%

* This is based on patients treated on this contract for their most recent course of treatment. Figures in italics indicate the base number of FP17s or Patient Questionnaire responses are less than 100. N/A is shown where the base number of responses is less than 10 during the period. % is calculated as Quantity/Base number*100

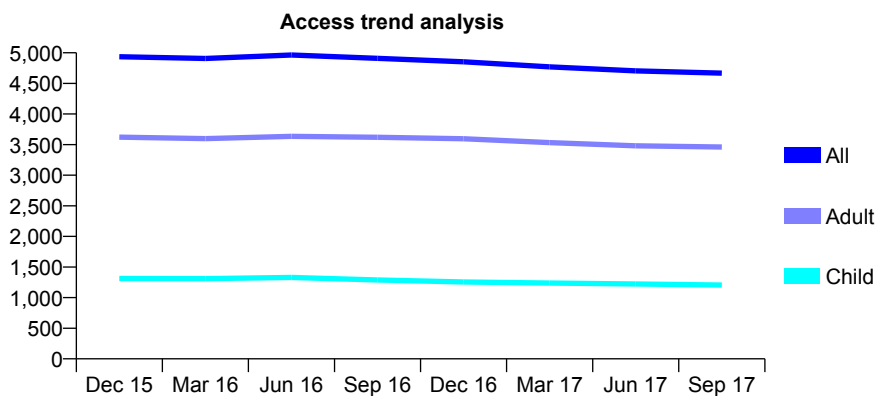
Q46 - Vital Signs At a Glance Contract Report for 101281/0084 - September 2017

Name or company name	OASIS DENTAL CARE LTD
Contract type name	GDS Contract
Purpose of contract	General
Contract start date	01/04/2006
Contract end date	

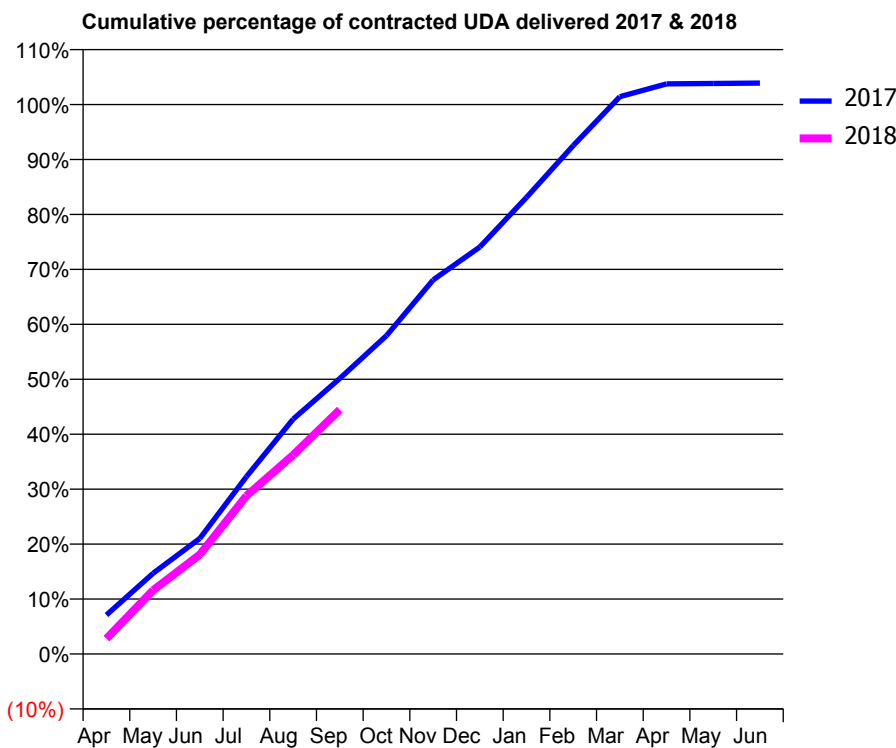
17/18 Contracted general activity (UDA)	18,625
Carry forward general activity (UDA)	0
17/18 Contracted orthodontic activity (UOA)	0
Carry forward orthodontic activity (UOA)	0
Baseline contract value	£510,785.49

ACCESS*

Patients seen in 24 months	Total	Change since previous quarter
Quarter ending September 2016	4,909	
Quarter ending December 2016	4,852	↓
Quarter ending March 2017	4,771	↓
Quarter ending June 2017	4,704	↓
Quarter ending September 2017	4,667	→
Variance since September 2016	(4.9%)	↓



ACTIVITY



Month	Adjusted Scheduled Activity (UDA)	
	2017	2018
April	1,320	523
May	2,735	2,162
June	3,918	3,371
July	6,013	5,360
August	7,961	6,745
September	9,340	8,282
October	10,789	
November	12,681	
December	13,796	
January	15,478	
February	17,231	
March	18,892	
April	19,324	
May	19,338	
June	19,353	

QUALITY

	Quantity	Base Number	Contract	AT	Region	England
% of FP17s for the same patient ID Re-attending within 3 months - Children	97	1,045	9.3%	12.3%	12.8%	11.9%
% of FP17s for the same patient ID Re-attending within 3 months - Adults	390	2,583	15.1%	16.9%	16.5%	15.9%
% of FP17s for the same patient ID Re-attending between 3 & 9 months - Children	728	1,045	69.7%	57.6%	59.7%	58.1%
% of FP17s for the same patient ID Re-attending between 3 & 9 months - Adults	1,448	2,583	56.1%	50.8%	53.0%	50.6%
% of FP17s for Band 1 Urgent Courses	164	3,482	4.7%	10.4%	9.2%	9.1%
% of FP17s Relating to Free Repair or Replacements	22	3,482	0.6%	0.9%	1.0%	0.8%
% of FP17s Relating to Continuations	117	3,482	3.4%	1.1%	1.2%	1.1%
% of Patients satisfied with the dentistry they have received	6	6	N/A	91.1%	91.6%	91.4%
% of Patients satisfied with the time they had to wait for an appointment	5	6	N/A	87.5%	88.1%	87.7%

* This is based on patients treated on this contract for their most recent course of treatment. Figures in italics indicate the base number of FP17s or Patient Questionnaire responses are less than 100. N/A is shown where the base number of responses is less than 10 during the period. % is calculated as Quantity/Base number*100

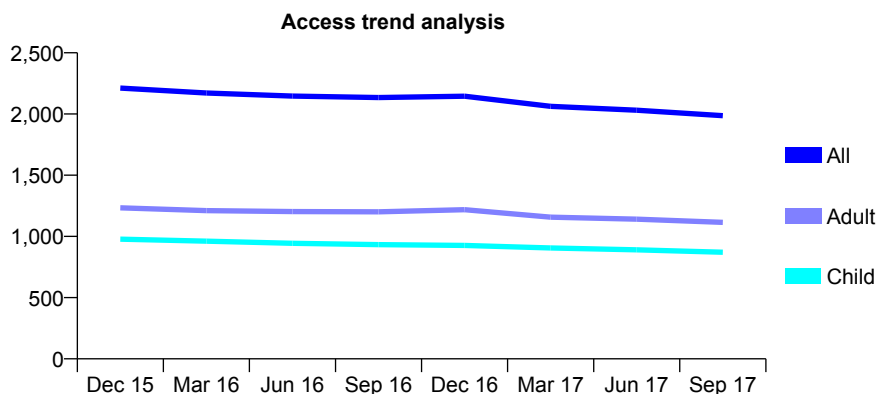
Q46 - Vital Signs At a Glance Contract Report for 101281/0087 - September 2017

Name or company name	OASIS DENTAL CARE LTD
Contract type name	GDS Contract
Purpose of contract	General
Contract start date	01/04/2006
Contract end date	

17/18 Contracted general activity (UDA)	5,197
Carry forward general activity (UDA)	0
17/18 Contracted orthodontic activity (UOA)	0
Carry forward orthodontic activity (UOA)	0
Baseline contract value	£114,104.81

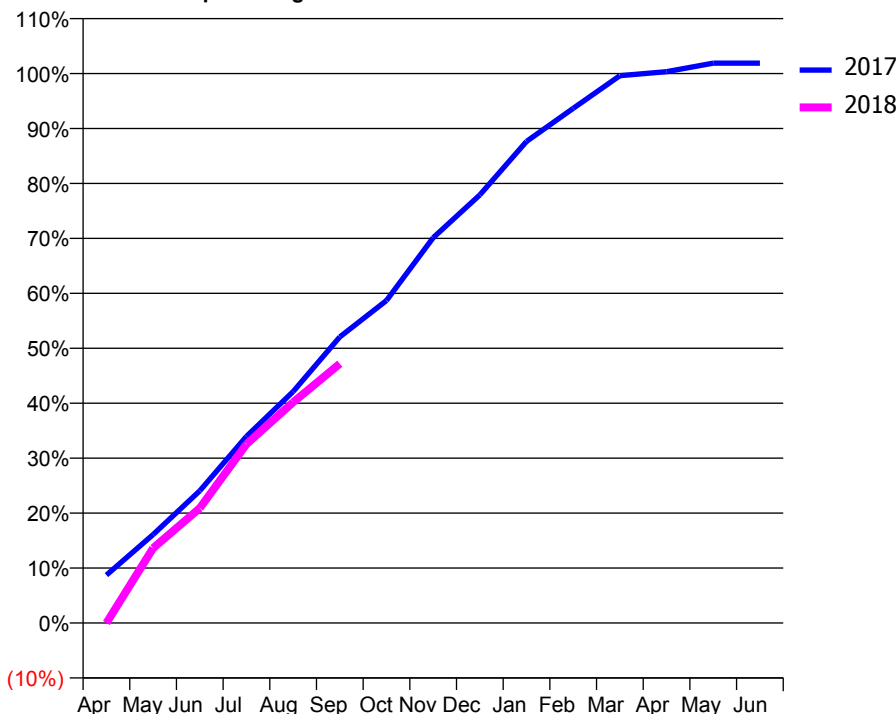
ACCESS*

Patients seen in 24 months	Total	Change since previous quarter
Quarter ending September 2016	2,134	
Quarter ending December 2016	2,145	→
Quarter ending March 2017	2,063	↓
Quarter ending June 2017	2,031	↓
Quarter ending September 2017	1,986	↓
Variance since September 2016	(6.9%)	↓



ACTIVITY

Cumulative percentage of contracted UDA delivered 2017 & 2018



Month	Adjusted Scheduled Activity (UDA)	
	2017	2018
April	453	0
May	837	708
June	1,250	1,087
July	1,764	1,692
August	2,189	2,087
September	2,706	2,452
October	3,050	
November	3,644	
December	4,049	
January	4,555	
February	4,867	
March	5,177	
April	5,214	
May	5,295	
June	5,295	

QUALITY

	Quantity	Base Number	Contract	AT	Region	England
% of FP17s for the same patient ID Re-attending within 3 months - Children	63	796	7.9%	12.3%	12.8%	11.9%
% of FP17s for the same patient ID Re-attending within 3 months - Adults	159	822	19.3%	16.9%	16.5%	15.9%
% of FP17s for the same patient ID Re-attending between 3 & 9 months - Children	500	796	62.8%	57.6%	59.7%	58.1%
% of FP17s for the same patient ID Re-attending between 3 & 9 months - Adults	465	822	56.6%	50.8%	53.0%	50.6%
% of FP17s for Band 1 Urgent Courses	20	1,552	1.3%	10.4%	9.2%	9.1%
% of FP17s Relating to Free Repair or Replacements	9	1,552	0.6%	0.9%	1.0%	0.8%
% of FP17s Relating to Continuations	81	1,552	5.2%	1.1%	1.2%	1.1%
% of Patients satisfied with the dentistry they have received	0	0	N/A	91.1%	91.6%	91.4%
% of Patients satisfied with the time they had to wait for an appointment	0	0	N/A	87.5%	88.1%	87.7%

* This is based on patients treated on this contract for their most recent course of treatment. Figures in italics indicate the base number of FP17s or Patient Questionnaire responses are less than 100. N/A is shown where the base number of responses is less than 10 during the period. % is calculated as Quantity/Base number*100

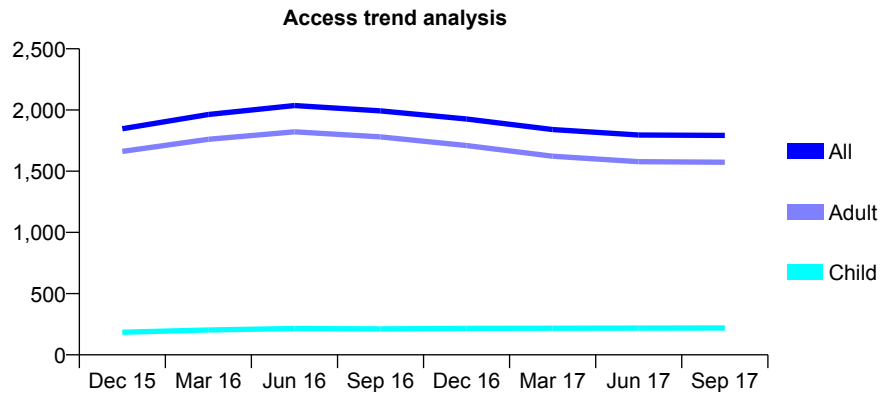
Q46 - Vital Signs At a Glance Contract Report for 101281/0113 - September 2017

Name or company name	OASIS DENTAL CARE LTD
Contract type name	GDS Contract
Purpose of contract	General
Contract start date	01/04/2006
Contract end date	

17/18 Contracted general activity (UDA)	5,042
Carry forward general activity (UDA)	0
17/18 Contracted orthodontic activity (UOA)	0
Carry forward orthodontic activity (UOA)	0
Baseline contract value	£123,430.86

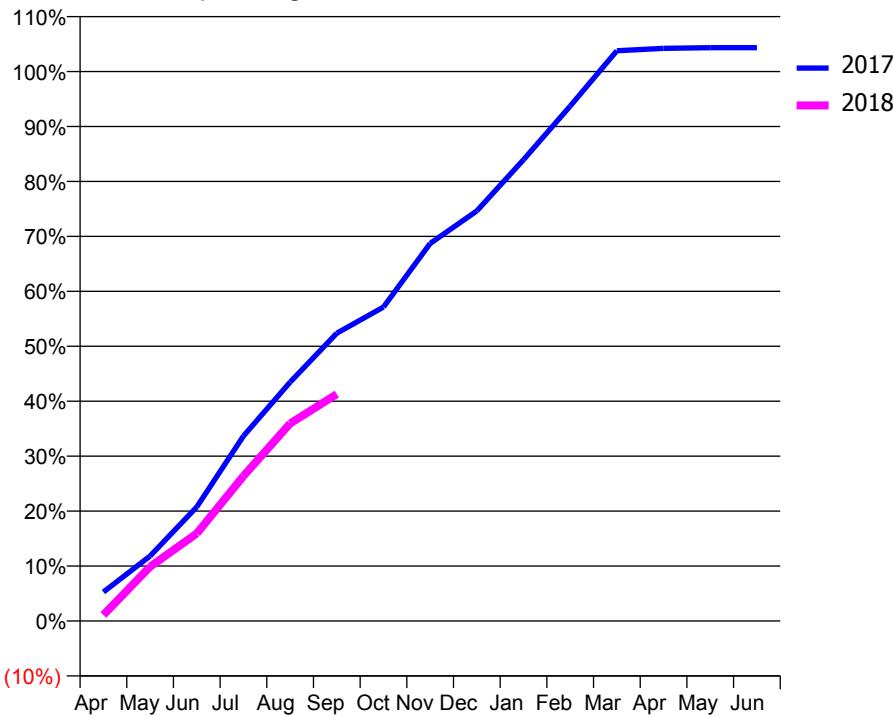
ACCESS*

Patients seen in 24 months	Total	Change since previous quarter
Quarter ending September 2016	1,993	
Quarter ending December 2016	1,926	↓
Quarter ending March 2017	1,840	↓
Quarter ending June 2017	1,796	↓
Quarter ending September 2017	1,793	→
Variance since September 2016	(10.0%)	↓



ACTIVITY

Cumulative percentage of contracted UDA delivered 2017 & 2018



Month	Adjusted Scheduled Activity (UDA)	
	2017	2018
April	266	56
May	596	498
June	1,047	804
July	1,697	1,331
August	2,192	1,812
September	2,641	2,081
October	2,881	
November	3,465	
December	3,763	
January	4,232	
February	4,725	
March	5,233	
April	5,255	
May	5,261	
June	5,261	

QUALITY

	Quantity	Base Number	Contract	AT	Region	England
% of FP17s for the same patient ID Re-attending within 3 months - Children	10	156	6.4%	12.3%	12.8%	11.9%
% of FP17s for the same patient ID Re-attending within 3 months - Adults	108	957	11.3%	16.9%	16.5%	15.9%
% of FP17s for the same patient ID Re-attending between 3 & 9 months - Children	91	156	58.3%	57.6%	59.7%	58.1%
% of FP17s for the same patient ID Re-attending between 3 & 9 months - Adults	537	957	56.1%	50.8%	53.0%	50.6%
% of FP17s for Band 1 Urgent Courses	72	1,092	6.6%	10.4%	9.2%	9.1%
% of FP17s Relating to Free Repair or Replacements	17	1,092	1.6%	0.9%	1.0%	0.8%
% of FP17s Relating to Continuations	0	1,092	0.0%	1.1%	1.2%	1.1%
% of Patients satisfied with the dentistry they have received	1	1	N/A	91.1%	91.6%	91.4%
% of Patients satisfied with the time they had to wait for an appointment	1	1	N/A	87.5%	88.1%	87.7%

* This is based on patients treated on this contract for their most recent course of treatment. Figures in italics indicate the base number of FP17s or Patient Questionnaire responses are less than 100. N/A is shown where the base number of responses is less than 10 during the period. % is calculated as Quantity/Base number*100

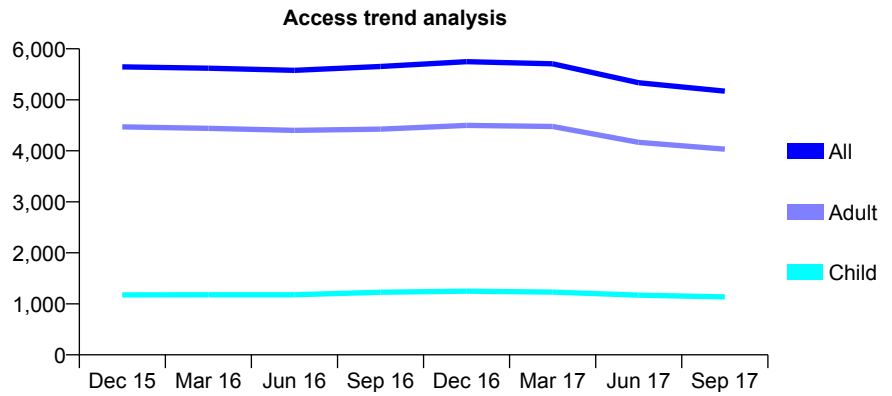
Q46 - Vital Signs At a Glance Contract Report for 101281/0141 - September 2017

Name or company name	OASIS DENTAL CARE LTD
Contract type name	GDS Contract
Purpose of contract	General
Contract start date	01/04/2006
Contract end date	

17/18 Contracted general activity (UDA)	20,662
Carry forward general activity (UDA)	0
17/18 Contracted orthodontic activity (UOA)	0
Carry forward orthodontic activity (UOA)	0
Baseline contract value	£538,513.63

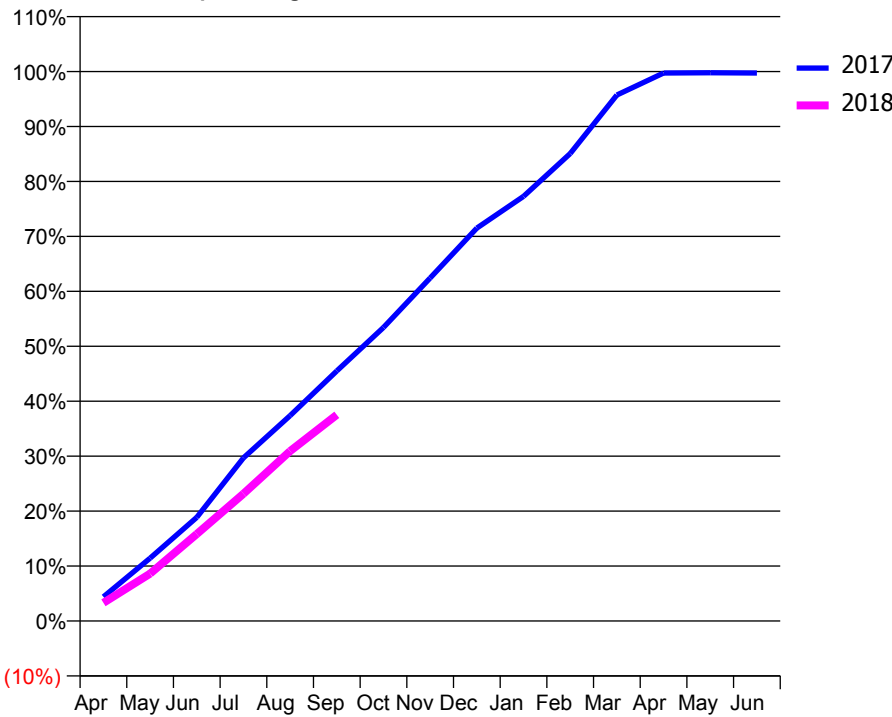
ACCESS*

Patients seen in 24 months	Total	Change since previous quarter
Quarter ending September 2016	5,654	
Quarter ending December 2016	5,748	→
Quarter ending March 2017	5,707	→
Quarter ending June 2017	5,335	↓
Quarter ending September 2017	5,169	↓
Variance since September 2016	(8.6%)	↓



ACTIVITY

Cumulative percentage of contracted UDA delivered 2017 & 2018



Month	Adjusted Scheduled Activity (UDA)	
	2017	2018
April	912	686
May	2,364	1,781
June	3,899	3,273
July	6,136	4,787
August	7,723	6,392
September	9,404	7,753
October	11,037	
November	12,896	
December	14,772	
January	15,965	
February	17,574	
March	19,779	
April	20,603	
May	20,614	
June	20,606	

QUALITY

	Quantity	Base Number	Contract	AT	Region	England
% of FP17s for the same patient ID Re-attending within 3 months - Children	91	944	9.6%	12.3%	12.8%	11.9%
% of FP17s for the same patient ID Re-attending within 3 months - Adults	424	2,901	14.6%	16.9%	16.5%	15.9%
% of FP17s for the same patient ID Re-attending between 3 & 9 months - Children	499	944	52.9%	57.6%	59.7%	58.1%
% of FP17s for the same patient ID Re-attending between 3 & 9 months - Adults	1,327	2,901	45.7%	50.8%	53.0%	50.6%
% of FP17s for Band 1 Urgent Courses	482	3,532	13.6%	10.4%	9.2%	9.1%
% of FP17s Relating to Free Repair or Replacements	54	3,532	1.5%	0.9%	1.0%	0.8%
% of FP17s Relating to Continuations	12	3,532	0.3%	1.1%	1.2%	1.1%
% of Patients satisfied with the dentistry they have received	14	17	82.4%	91.1%	91.6%	91.4%
% of Patients satisfied with the time they had to wait for an appointment	15	17	88.2%	87.5%	88.1%	87.7%

* This is based on patients treated on this contract for their most recent course of treatment. Figures in italics indicate the base number of FP17s or Patient Questionnaire responses are less than 100. N/A is shown where the base number of responses is less than 10 during the period. % is calculated as Quantity/Base number*100

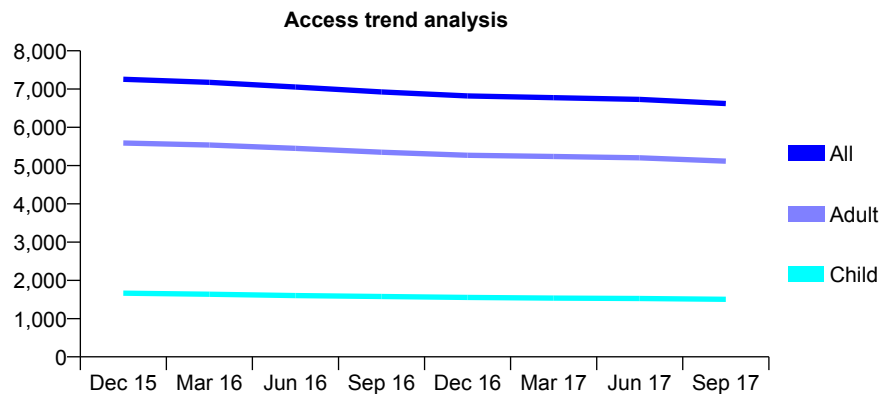
Q46 - Vital Signs At a Glance Contract Report for 101281/0158 - September 2017

Name or company name	OASIS DENTAL CARE LTD
Contract type name	GDS Contract
Purpose of contract	General
Contract start date	23/05/2006
Contract end date	

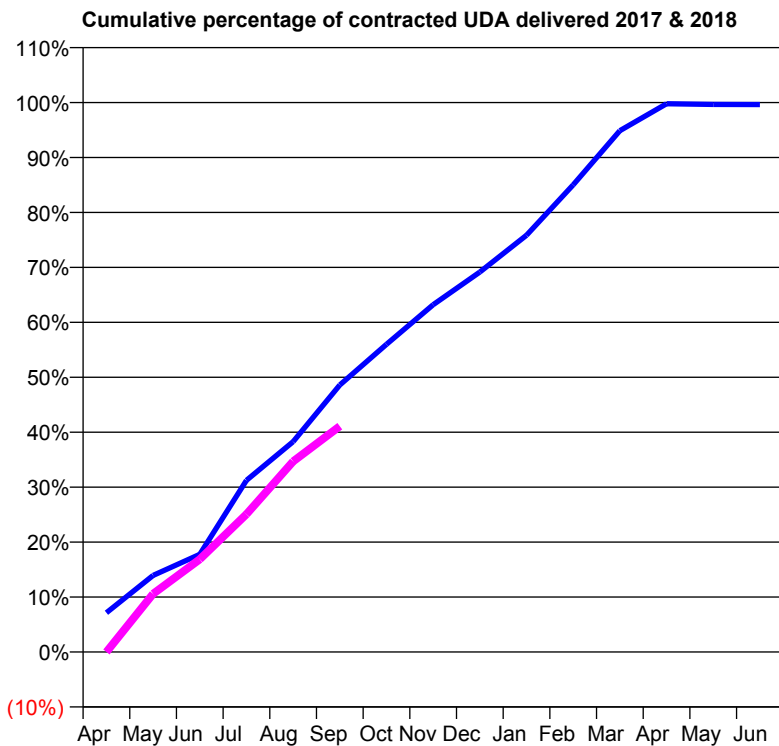
17/18 Contracted general activity (UDA)	23,000
Carry forward general activity (UDA)	0
17/18 Contracted orthodontic activity (UOA)	0
Carry forward orthodontic activity (UOA)	0
Baseline contract value	£568,696.91

ACCESS*

Patients seen in 24 months	Total	Change since previous quarter
Quarter ending September 2016	6,926	
Quarter ending December 2016	6,821	↓
Quarter ending March 2017	6,773	→
Quarter ending June 2017	6,729	→
Quarter ending September 2017	6,620	↓
Variance since September 2016	(4.4%)	↓



ACTIVITY



Month	Adjusted Scheduled Activity (UDA)	
	2017	2018
April	1,643	0
May	3,206	2,436
June	4,088	3,879
July	7,185	5,771
August	8,803	7,979
September	11,174	9,455
October	12,877	
November	14,536	
December	15,904	
January	17,444	
February	19,554	
March	21,821	
April	22,946	
May	22,919	
June	22,915	

QUALITY

	Quantity	Base Number	Contract	AT	Region	England
% of FP17s for the same patient ID Re-attending within 3 months - Children	194	1,400	13.9%	12.3%	12.8%	11.9%
% of FP17s for the same patient ID Re-attending within 3 months - Adults	701	4,232	16.6%	16.9%	16.5%	15.9%
% of FP17s for the same patient ID Re-attending between 3 & 9 months - Children	951	1,400	67.9%	57.6%	59.7%	58.1%
% of FP17s for the same patient ID Re-attending between 3 & 9 months - Adults	2,802	4,232	66.2%	50.8%	53.0%	50.6%
% of FP17s for Band 1 Urgent Courses	387	5,142	7.5%	10.4%	9.2%	9.1%
% of FP17s Relating to Free Repair or Replacements	54	5,142	1.1%	0.9%	1.0%	0.8%
% of FP17s Relating to Continuations	34	5,142	0.7%	1.1%	1.2%	1.1%
% of Patients satisfied with the dentistry they have received	8	9	N/A	91.1%	91.6%	91.4%
% of Patients satisfied with the time they had to wait for an appointment	9	9	N/A	87.5%	88.1%	87.7%

* This is based on patients treated on this contract for their most recent course of treatment. Figures in italics indicate the base number of FP17s or Patient Questionnaire responses are less than 100. N/A is shown where the base number of responses is less than 10 during the period. % is calculated as Quantity/Base number*100

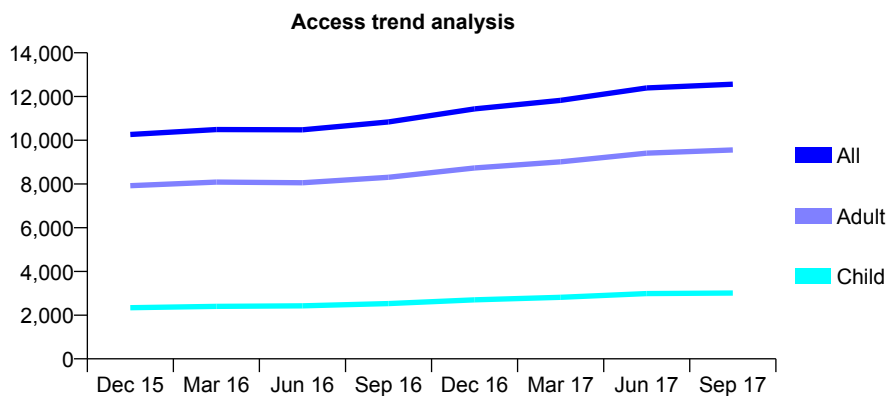
Q46 - Vital Signs At a Glance Contract Report for 101281/0175 - September 2017

Name or company name	OASIS DENTAL CARE LTD
Contract type name	Pilot Contract
Purpose of contract	General
Contract start date	16/11/2007
Contract end date	

17/18 Contracted general activity (UDA)	40,744
Carry forward general activity (UDA)	0
17/18 Contracted orthodontic activity (UOA)	0
Carry forward orthodontic activity (UOA)	0
Baseline contract value	£1,018,458.17

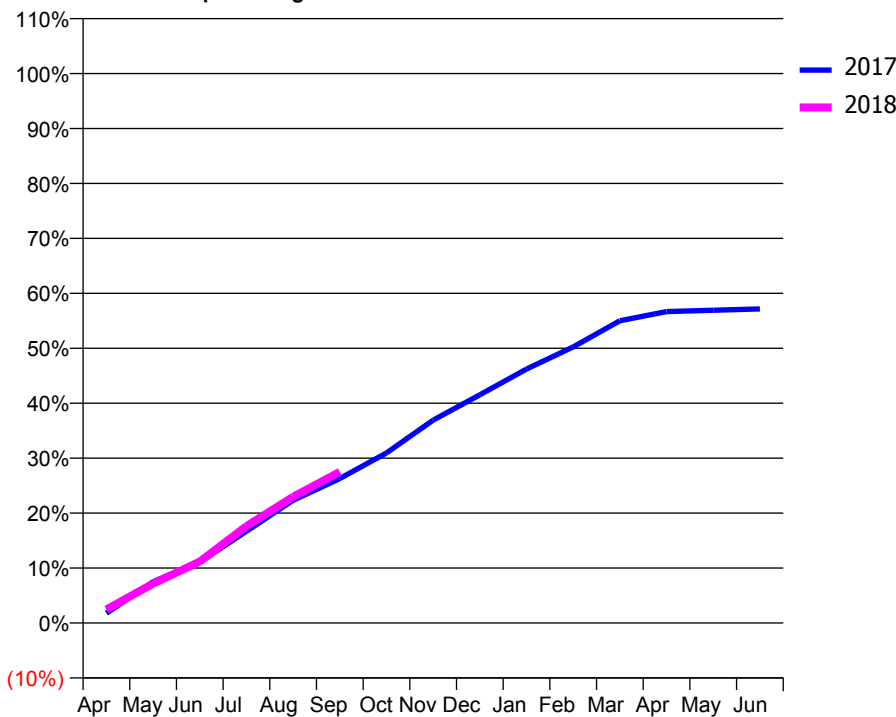
ACCESS*

Patients seen in 24 months	Total	Change since previous quarter
Quarter ending September 2016	10,835	
Quarter ending December 2016	11,432	↑
Quarter ending March 2017	11,827	↑
Quarter ending June 2017	12,394	↑
Quarter ending September 2017	12,566	→
Variance since September 2016	16.0%	↑



ACTIVITY

Cumulative percentage of contracted UDA delivered 2017 & 2018



Month	Adjusted Scheduled Activity (UDA)	
	2017	2018
April	724	1,006
May	3,061	2,920
June	4,510	4,551
July	6,804	7,179
August	9,100	9,356
September	10,716	11,208
October	12,615	
November	15,040	
December	16,924	
January	18,833	
February	20,469	
March	22,410	
April	23,096	
May	23,187	
June	23,286	

QUALITY

	Quantity	Base Number	Contract	AT	Region	England
% of FP17s for the same patient ID Re-attending within 3 months - Children	62	1,541	4.0%	12.3%	12.8%	11.9%
% of FP17s for the same patient ID Re-attending within 3 months - Adults	292	4,273	6.8%	16.9%	16.5%	15.9%
% of FP17s for the same patient ID Re-attending between 3 & 9 months - Children	404	1,541	26.2%	57.6%	59.7%	58.1%
% of FP17s for the same patient ID Re-attending between 3 & 9 months - Adults	1,016	4,273	23.8%	50.8%	53.0%	50.6%
% of FP17s for Band 1 Urgent Courses	598	5,353	11.2%	10.4%	9.2%	9.1%
% of FP17s Relating to Free Repair or Replacements	9	5,353	0.2%	0.9%	1.0%	0.8%
% of FP17s Relating to Continuations	28	5,353	0.5%	1.1%	1.2%	1.1%
% of Patients satisfied with the dentistry they have received	16	17	94.1%	91.1%	91.6%	91.4%
% of Patients satisfied with the time they had to wait for an appointment	12	17	70.6%	87.5%	88.1%	87.7%

* This is based on patients treated on this contract for their most recent course of treatment. Figures in italics indicate the base number of FP17s or Patient Questionnaire responses are less than 100. N/A is shown where the base number of responses is less than 10 during the period. % is calculated as Quantity/Base number*100

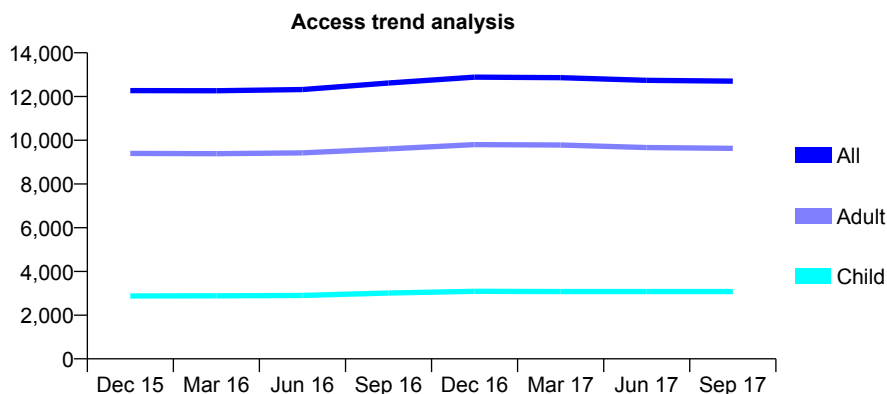
Q46 - Vital Signs At a Glance Contract Report for 101370/0046 - September 2017

Name or company name	Petrie Tucker and Partners Ltd
Contract type name	GDS Contract
Purpose of contract	General
Contract start date	01/04/2006
Contract end date	

17/18 Contracted general activity (UDA)	39,791
Carry forward general activity (UDA)	0
17/18 Contracted orthodontic activity (UOA)	0
Carry forward orthodontic activity (UOA)	0
Baseline contract value	£1,166,242.40

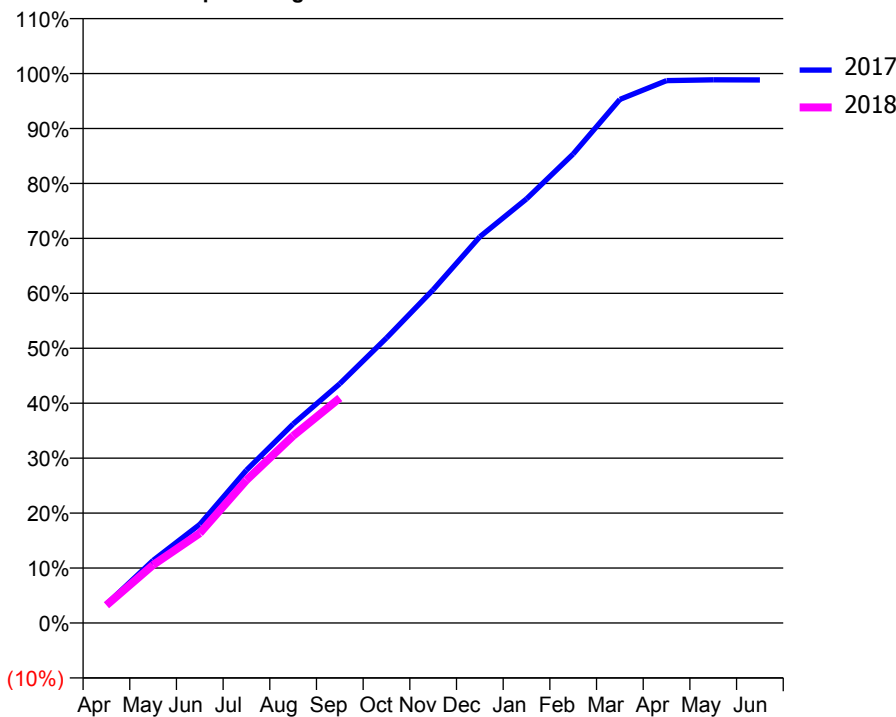
ACCESS*

Patients seen in 24 months	Total	Change since previous quarter
Quarter ending September 2016	12,616	
Quarter ending December 2016	12,887	↑
Quarter ending March 2017	12,862	→
Quarter ending June 2017	12,738	→
Quarter ending September 2017	12,705	→
Variance since September 2016	0.7%	→



ACTIVITY

Cumulative percentage of contracted UDA delivered 2017 & 2018



Adjusted Scheduled Activity (UDA)

Month	2017	2018
April	1,358	1,293
May	4,529	4,200
June	7,144	6,499
July	11,069	10,350
August	14,414	13,549
September	17,326	16,291
October	20,635	
November	24,139	
December	27,966	
January	30,712	
February	33,970	
March	37,917	
April	39,279	
May	39,329	
June	39,320	

QUALITY

	Quantity	Base Number	Contract	AT	Region	England
% of FP17s for the same patient ID Re-attending within 3 months - Children	163	2,052	7.9%	12.3%	12.8%	11.9%
% of FP17s for the same patient ID Re-attending within 3 months - Adults	826	6,289	13.1%	16.9%	16.5%	15.9%
% of FP17s for the same patient ID Re-attending between 3 & 9 months - Children	1,203	2,052	58.6%	57.6%	59.7%	58.1%
% of FP17s for the same patient ID Re-attending between 3 & 9 months - Adults	3,509	6,289	55.8%	50.8%	53.0%	50.6%
% of FP17s for Band 1 Urgent Courses	675	7,719	8.7%	10.4%	9.2%	9.1%
% of FP17s Relating to Free Repair or Replacements	66	7,719	0.9%	0.9%	1.0%	0.8%
% of FP17s Relating to Continuations	115	7,719	1.5%	1.1%	1.2%	1.1%
% of Patients satisfied with the dentistry they have received	9	10	90.0%	91.1%	91.6%	91.4%
% of Patients satisfied with the time they had to wait for an appointment	9	10	90.0%	87.5%	88.1%	87.7%

* This is based on patients treated on this contract for their most recent course of treatment. Figures in italics indicate the base number of FP17s or Patient Questionnaire responses are less than 100. N/A is shown where the base number of responses is less than 10 during the period. % is calculated as Quantity/Base number*100

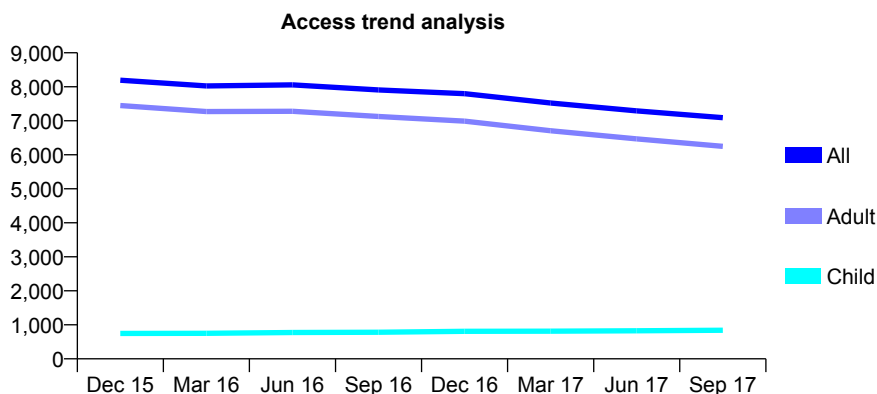
Q46 - Vital Signs At a Glance Contract Report for 101370/0049 - September 2017

Name or company name	Petrie Tucker and Partners Ltd
Contract type name	GDS Contract
Purpose of contract	General
Contract start date	01/04/2006
Contract end date	

17/18 Contracted general activity (UDA)	18,813
Carry forward general activity (UDA)	0
17/18 Contracted orthodontic activity (UOA)	0
Carry forward orthodontic activity (UOA)	0
Baseline contract value	£518,479.17

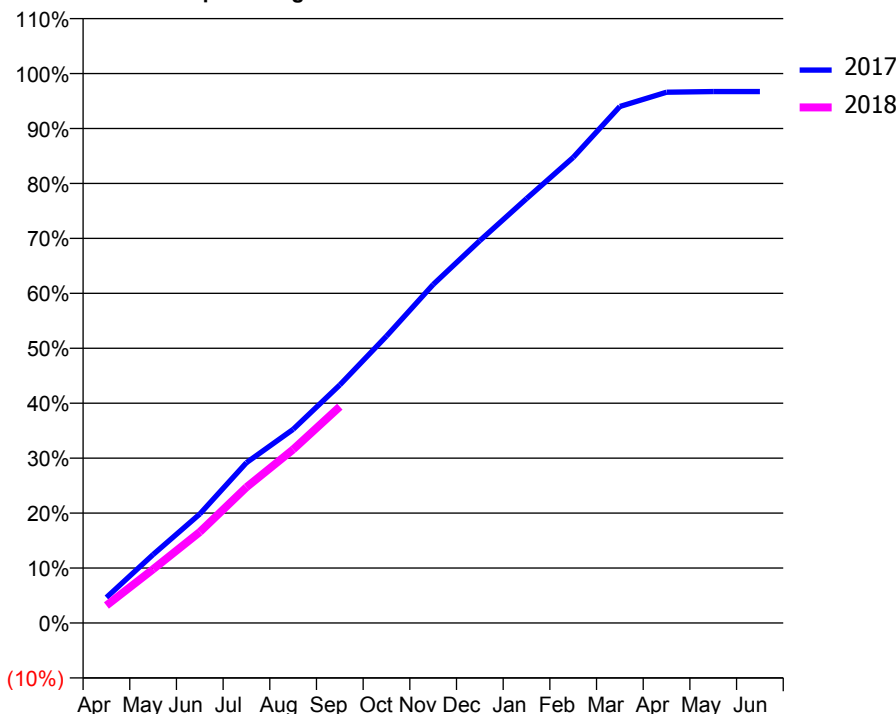
ACCESS*

Patients seen in 24 months	Total	Change since previous quarter
Quarter ending September 2016	7,907	
Quarter ending December 2016	7,798	↓
Quarter ending March 2017	7,522	↓
Quarter ending June 2017	7,294	↓
Quarter ending September 2017	7,092	↓
Variance since September 2016	(10.3%)	↓



ACTIVITY

Cumulative percentage of contracted UDA delivered 2017 & 2018



Adjusted Scheduled Activity (UDA)

Month	2017	2018
April	873	600
May	2,343	1,843
June	3,730	3,116
July	5,489	4,648
August	6,633	5,942
September	8,150	7,406
October	9,822	
November	11,590	
December	13,090	
January	14,531	
February	15,941	
March	17,682	
April	18,174	
May	18,196	
June	18,195	

QUALITY

	Quantity	Base Number	Contract	AT	Region	England
% of FP17s for the same patient ID Re-attending within 3 months - Children	25	548	4.6%	12.3%	12.8%	11.9%
% of FP17s for the same patient ID Re-attending within 3 months - Adults	280	3,156	8.9%	16.9%	16.5%	15.9%
% of FP17s for the same patient ID Re-attending between 3 & 9 months - Children	278	548	50.7%	57.6%	59.7%	58.1%
% of FP17s for the same patient ID Re-attending between 3 & 9 months - Adults	1,347	3,156	42.7%	50.8%	53.0%	50.6%
% of FP17s for Band 1 Urgent Courses	164	3,479	4.7%	10.4%	9.2%	9.1%
% of FP17s Relating to Free Repair or Replacements	16	3,479	0.5%	0.9%	1.0%	0.8%
% of FP17s Relating to Continuations	45	3,479	1.3%	1.1%	1.2%	1.1%
% of Patients satisfied with the dentistry they have received	8	10	80.0%	91.1%	91.6%	91.4%
% of Patients satisfied with the time they had to wait for an appointment	8	10	80.0%	87.5%	88.1%	87.7%

* This is based on patients treated on this contract for their most recent course of treatment. Figures in italics indicate the base number of FP17s or Patient Questionnaire responses are less than 100. N/A is shown where the base number of responses is less than 10 during the period. % is calculated as Quantity/Base number*100

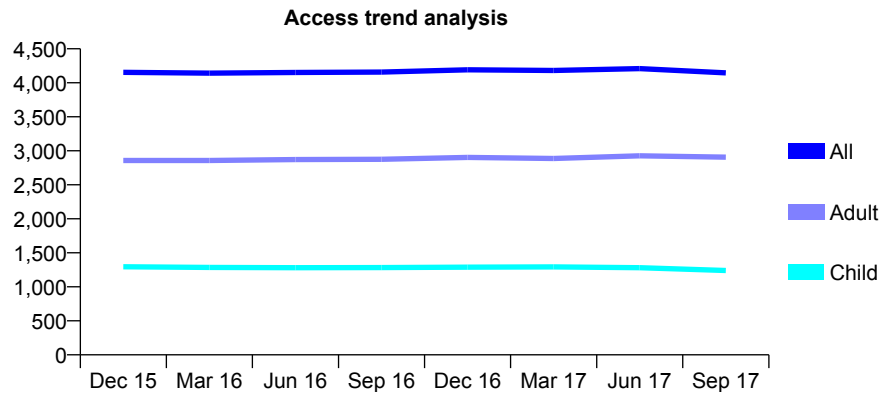
Q46 - Vital Signs At a Glance Contract Report for 101370/0054 - September 2017

Name or company name	Petrie Tucker and Partners Ltd
Contract type name	GDS Contract
Purpose of contract	General
Contract start date	01/04/2006
Contract end date	

17/18 Contracted general activity (UDA)	12,205
Carry forward general activity (UDA)	0
17/18 Contracted orthodontic activity (UOA)	0
Carry forward orthodontic activity (UOA)	0
Baseline contract value	£343,086.44

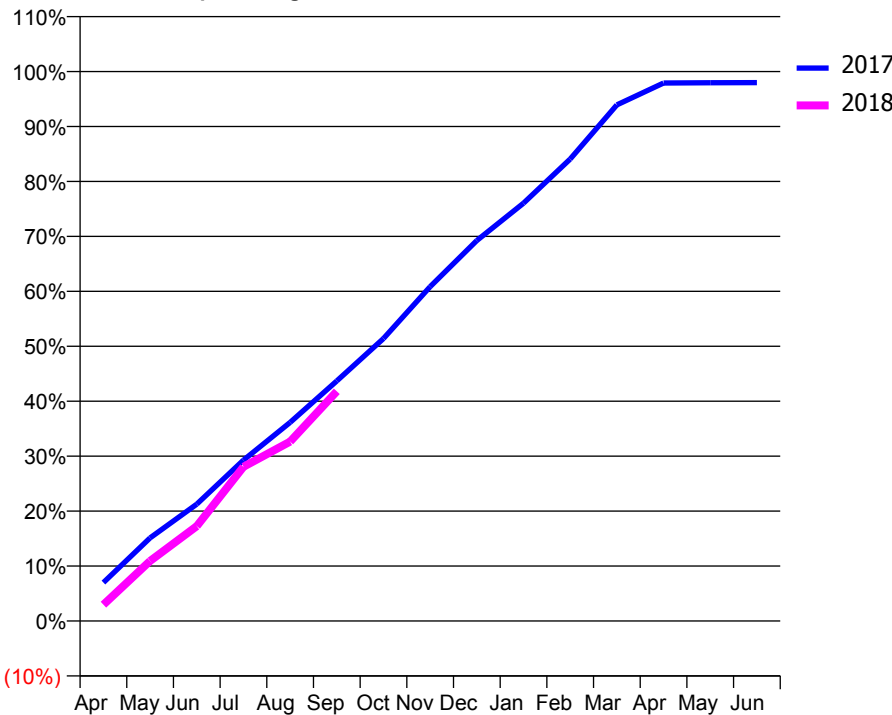
ACCESS*

Patients seen in 24 months	Total	Change since previous quarter
Quarter ending September 2016	4,158	
Quarter ending December 2016	4,191	→
Quarter ending March 2017	4,182	→
Quarter ending June 2017	4,208	→
Quarter ending September 2017	4,146	↓
Variance since September 2016	(0.3%)	→



ACTIVITY

Cumulative percentage of contracted UDA delivered 2017 & 2018



Month	Adjusted Scheduled Activity (UDA)	
	2017	2018
April	855	364
May	1,846	1,334
June	2,596	2,108
July	3,574	3,424
August	4,411	3,986
September	5,333	5,101
October	6,276	
November	7,426	
December	8,453	
January	9,280	
February	10,262	
March	11,463	
April	11,950	
May	11,955	
June	11,958	

QUALITY

	Quantity	Base Number	Contract	AT	Region	England
% of FP17s for the same patient ID Re-attending within 3 months - Children	62	880	7.0%	12.3%	12.8%	11.9%
% of FP17s for the same patient ID Re-attending within 3 months - Adults	301	1,906	15.8%	16.9%	16.5%	15.9%
% of FP17s for the same patient ID Re-attending between 3 & 9 months - Children	519	880	59.0%	57.6%	59.7%	58.1%
% of FP17s for the same patient ID Re-attending between 3 & 9 months - Adults	867	1,906	45.5%	50.8%	53.0%	50.6%
% of FP17s for Band 1 Urgent Courses	251	2,575	9.7%	10.4%	9.2%	9.1%
% of FP17s Relating to Free Repair or Replacements	11	2,575	0.4%	0.9%	1.0%	0.8%
% of FP17s Relating to Continuations	72	2,575	2.8%	1.1%	1.2%	1.1%
% of Patients satisfied with the dentistry they have received	5	6	N/A	91.1%	91.6%	91.4%
% of Patients satisfied with the time they had to wait for an appointment	6	6	N/A	87.5%	88.1%	87.7%

* This is based on patients treated on this contract for their most recent course of treatment. Figures in italics indicate the base number of FP17s or Patient Questionnaire responses are less than 100. N/A is shown where the base number of responses is less than 10 during the period. % is calculated as Quantity/Base number*100

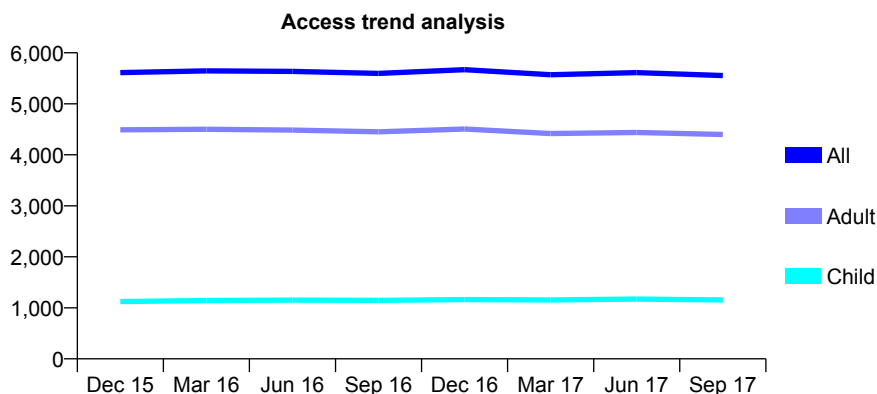
Q46 - Vital Signs At a Glance Contract Report for 101370/0110 - September 2017

Name or company name	Petrie Tucker and Partners Ltd
Contract type name	GDS Contract
Purpose of contract	General
Contract start date	01/11/2008
Contract end date	

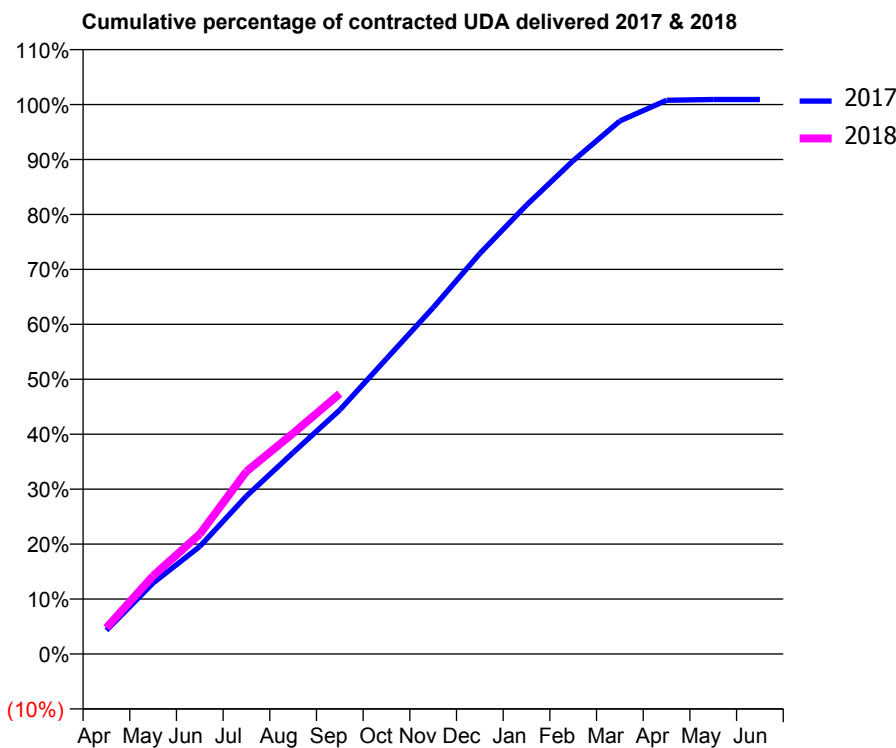
17/18 Contracted general activity (UDA)	16,622
Carry forward general activity (UDA)	0
17/18 Contracted orthodontic activity (UOA)	0
Carry forward orthodontic activity (UOA)	0
Baseline contract value	£494,422.79

ACCESS*

Patients seen in 24 months	Total	Change since previous quarter
Quarter ending September 2016	5,596	
Quarter ending December 2016	5,670	→
Quarter ending March 2017	5,571	↓
Quarter ending June 2017	5,611	→
Quarter ending September 2017	5,553	↓
Variance since September 2016	(0.8%)	→



ACTIVITY



Month	Adjusted Scheduled Activity (UDA)	
	2017	2018
April	717	792
May	2,150	2,367
June	3,252	3,627
July	4,779	5,524
August	6,093	6,679
September	7,385	7,876
October	8,934	
November	10,478	
December	12,116	
January	13,581	
February	14,921	
March	16,123	
April	16,748	
May	16,772	
June	16,773	

QUALITY

	Quantity	Base Number	Contract	AT	Region	England
% of FP17s for the same patient ID Re-attending within 3 months - Children	49	813	6.0%	12.3%	12.8%	11.9%
% of FP17s for the same patient ID Re-attending within 3 months - Adults	323	3,169	10.2%	16.9%	16.5%	15.9%
% of FP17s for the same patient ID Re-attending between 3 & 9 months - Children	439	813	54.0%	57.6%	59.7%	58.1%
% of FP17s for the same patient ID Re-attending between 3 & 9 months - Adults	1,739	3,169	54.9%	50.8%	53.0%	50.6%
% of FP17s for Band 1 Urgent Courses	219	3,701	5.9%	10.4%	9.2%	9.1%
% of FP17s Relating to Free Repair or Replacements	27	3,701	0.7%	0.9%	1.0%	0.8%
% of FP17s Relating to Continuations	52	3,701	1.4%	1.1%	1.2%	1.1%
% of Patients satisfied with the dentistry they have received	3	3	N/A	91.1%	91.6%	91.4%
% of Patients satisfied with the time they had to wait for an appointment	3	3	N/A	87.5%	88.1%	87.7%

* This is based on patients treated on this contract for their most recent course of treatment. Figures in italics indicate the base number of FP17s or Patient Questionnaire responses are less than 100. N/A is shown where the base number of responses is less than 10 during the period. % is calculated as Quantity/Base number*100

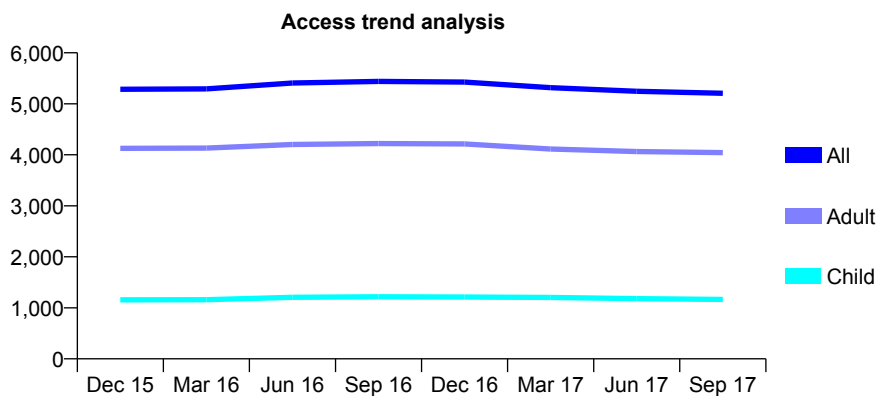
Q46 - Vital Signs At a Glance Contract Report for 101435/0141 - September 2017

Name or company name	IDH Limited
Contract type name	GDS Contract
Purpose of contract	General
Contract start date	01/01/2011
Contract end date	

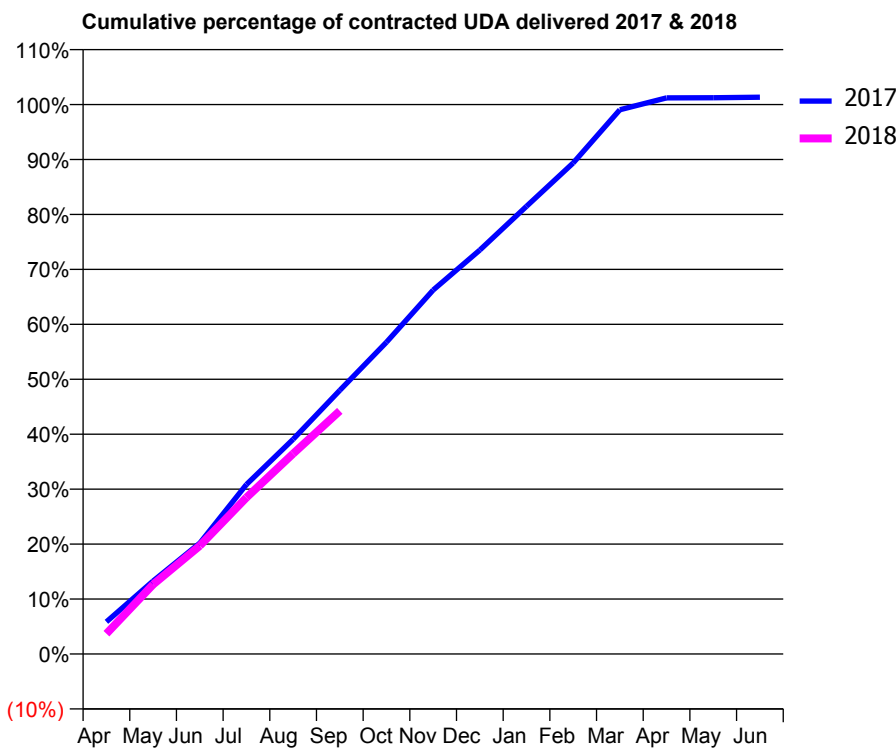
17/18 Contracted general activity (UDA)	22,869
Carry forward general activity (UDA)	0
17/18 Contracted orthodontic activity (UOA)	0
Carry forward orthodontic activity (UOA)	0
Baseline contract value	£638,303.67

ACCESS*

Patients seen in 24 months	Total	Change since previous quarter
Quarter ending September 2016	5,438	
Quarter ending December 2016	5,425	→
Quarter ending March 2017	5,317	↓
Quarter ending June 2017	5,245	↓
Quarter ending September 2017	5,207	→
Variance since September 2016	(4.2%)	↓



ACTIVITY



Month	Adjusted Scheduled Activity (UDA)	
	2017	2018
April	1,339	847
May	3,037	2,894
June	4,615	4,502
July	7,054	6,510
August	8,937	8,338
September	10,977	10,120
October	12,980	
November	15,146	
December	16,812	
January	18,632	
February	20,436	
March	22,648	
April	23,147	
May	23,152	
June	23,175	

QUALITY

	Quantity	Base Number	Contract	AT	Region	England
% of FP17s for the same patient ID Re-attending within 3 months - Children	60	805	7.5%	12.3%	12.8%	11.9%
% of FP17s for the same patient ID Re-attending within 3 months - Adults	463	3,131	14.8%	16.9%	16.5%	15.9%
% of FP17s for the same patient ID Re-attending between 3 & 9 months - Children	538	805	66.8%	57.6%	59.7%	58.1%
% of FP17s for the same patient ID Re-attending between 3 & 9 months - Adults	1,980	3,131	63.2%	50.8%	53.0%	50.6%
% of FP17s for Band 1 Urgent Courses	293	3,742	7.8%	10.4%	9.2%	9.1%
% of FP17s Relating to Free Repair or Replacements	33	3,742	0.9%	0.9%	1.0%	0.8%
% of FP17s Relating to Continuations	70	3,742	1.9%	1.1%	1.2%	1.1%
% of Patients satisfied with the dentistry they have received	8	10	80.0%	91.1%	91.6%	91.4%
% of Patients satisfied with the time they had to wait for an appointment	10	10	100.0%	87.5%	88.1%	87.7%

* This is based on patients treated on this contract for their most recent course of treatment. Figures in italics indicate the base number of FP17s or Patient Questionnaire responses are less than 100. N/A is shown where the base number of responses is less than 10 during the period. % is calculated as Quantity/Base number*100

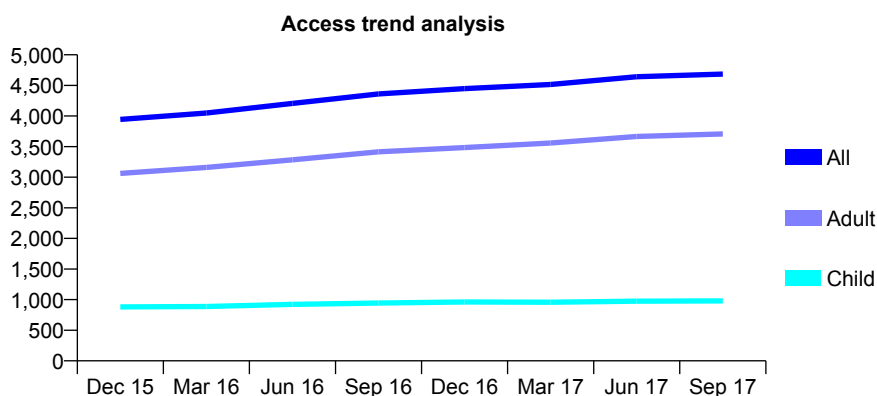
Q46 - Vital Signs At a Glance Contract Report for 101516/0001 - September 2017

Name or company name	The Crab Tree Lane and Church Street De
Contract type name	GDS Contract
Purpose of contract	General
Contract start date	03/12/2012
Contract end date	

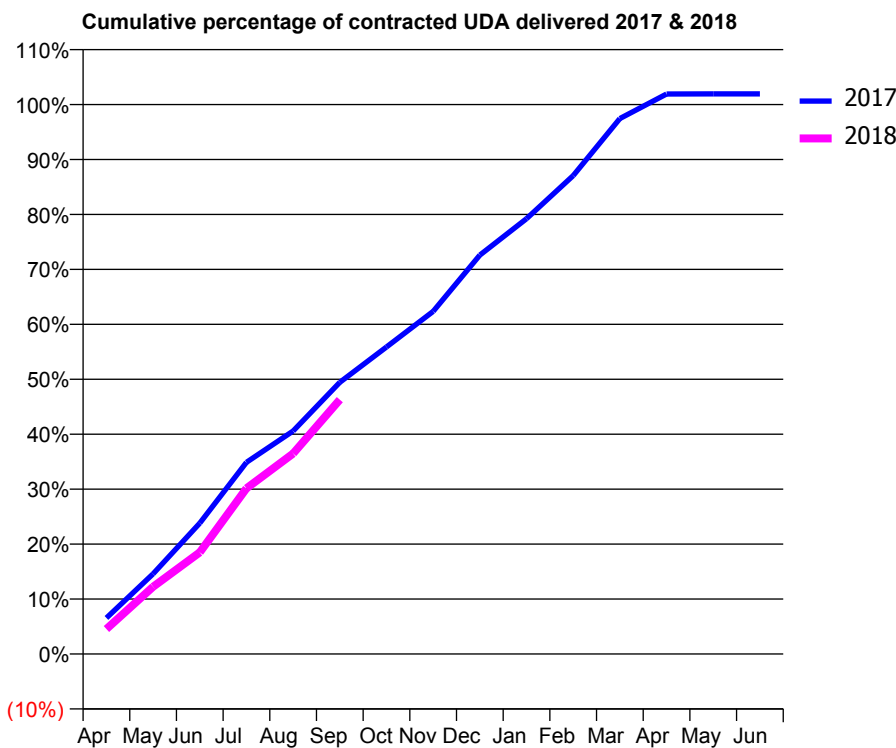
17/18 Contracted general activity (UDA)	13,261
Carry forward general activity (UDA)	0
17/18 Contracted orthodontic activity (UOA)	0
Carry forward orthodontic activity (UOA)	0
Baseline contract value	£388,985.72

ACCESS*

Patients seen in 24 months	Total	Change since previous quarter
Quarter ending September 2016	4,361	
Quarter ending December 2016	4,447	→
Quarter ending March 2017	4,516	→
Quarter ending June 2017	4,642	↑
Quarter ending September 2017	4,686	→
Variance since September 2016	7.5%	↑



ACTIVITY



Month	Adjusted Scheduled Activity (UDA)	
	2017	2018
April	871	603
May	1,935	1,622
June	3,160	2,452
July	4,625	4,000
August	5,382	4,837
September	6,556	6,140
October	7,411	
November	8,268	
December	9,626	
January	10,507	
February	11,544	
March	12,924	
April	13,515	
May	13,516	
June	13,516	

QUALITY

	Quantity	Base Number	Contract	AT	Region	England
% of FP17s for the same patient ID Re-attending within 3 months - Children	53	730	7.3%	12.3%	12.8%	11.9%
% of FP17s for the same patient ID Re-attending within 3 months - Adults	416	2,567	16.2%	16.9%	16.5%	15.9%
% of FP17s for the same patient ID Re-attending between 3 & 9 months - Children	451	730	61.8%	57.6%	59.7%	58.1%
% of FP17s for the same patient ID Re-attending between 3 & 9 months - Adults	1,317	2,567	51.3%	50.8%	53.0%	50.6%
% of FP17s for Band 1 Urgent Courses	435	3,071	14.2%	10.4%	9.2%	9.1%
% of FP17s Relating to Free Repair or Replacements	60	3,071	2.0%	0.9%	1.0%	0.8%
% of FP17s Relating to Continuations	39	3,071	1.3%	1.1%	1.2%	1.1%
% of Patients satisfied with the dentistry they have received	5	5	N/A	91.1%	91.6%	91.4%
% of Patients satisfied with the time they had to wait for an appointment	4	5	N/A	87.5%	88.1%	87.7%

* This is based on patients treated on this contract for their most recent course of treatment. Figures in italics indicate the base number of FP17s or Patient Questionnaire responses are less than 100. N/A is shown where the base number of responses is less than 10 during the period. % is calculated as Quantity/Base number*100

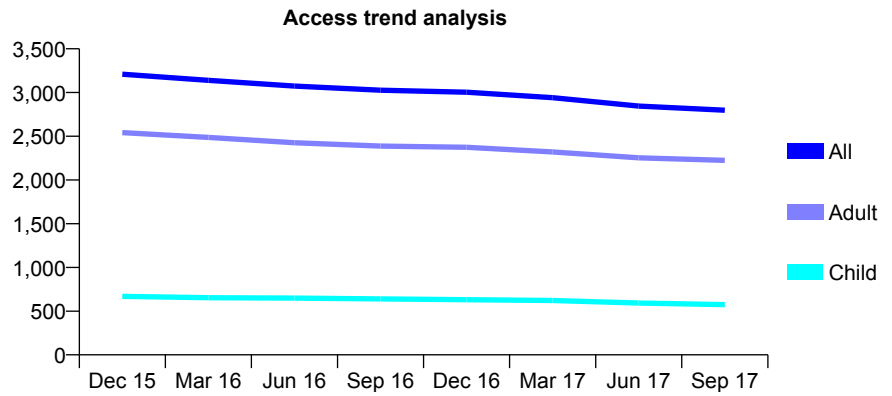
Q46 - Vital Signs At a Glance Contract Report for 101516/0002 - September 2017

Name or company name	The Crab Tree Lane and Church Street De
Contract type name	GDS Contract
Purpose of contract	General
Contract start date	03/12/2012
Contract end date	

17/18 Contracted general activity (UDA)	11,024
Carry forward general activity (UDA)	0
17/18 Contracted orthodontic activity (UOA)	0
Carry forward orthodontic activity (UOA)	0
Baseline contract value	£360,753.34

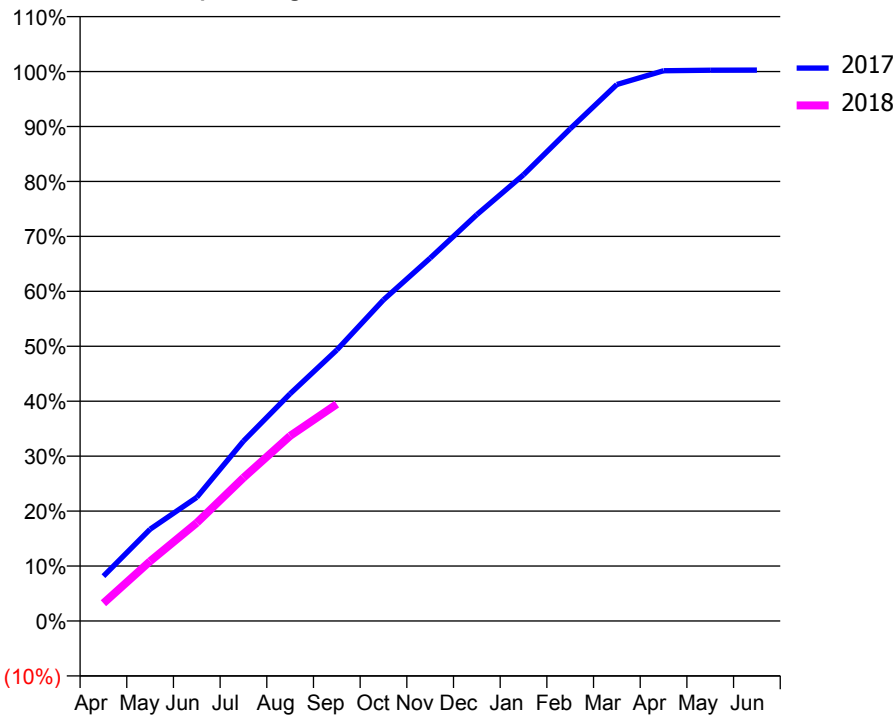
ACCESS*

Patients seen in 24 months	Total	Change since previous quarter
Quarter ending September 2016	3,027	
Quarter ending December 2016	3,004	→
Quarter ending March 2017	2,941	↓
Quarter ending June 2017	2,845	↓
Quarter ending September 2017	2,798	↓
Variance since September 2016	(7.6%)	↓



ACTIVITY

Cumulative percentage of contracted UDA delivered 2017 & 2018



Month	Adjusted Scheduled Activity (UDA)	
	2017	2018
April	900	356
May	1,842	1,199
June	2,481	1,970
July	3,610	2,875
August	4,559	3,713
September	5,437	4,351
October	6,444	
November	7,281	
December	8,152	
January	8,953	
February	9,875	
March	10,763	
April	11,038	
May	11,049	
June	11,052	

QUALITY

	Quantity	Base Number	Contract	AT	Region	England
% of FP17s for the same patient ID Re-attending within 3 months - Children	44	405	10.9%	12.3%	12.8%	11.9%
% of FP17s for the same patient ID Re-attending within 3 months - Adults	416	1,675	24.8%	16.9%	16.5%	15.9%
% of FP17s for the same patient ID Re-attending between 3 & 9 months - Children	246	405	60.7%	57.6%	59.7%	58.1%
% of FP17s for the same patient ID Re-attending between 3 & 9 months - Adults	830	1,675	49.6%	50.8%	53.0%	50.6%
% of FP17s for Band 1 Urgent Courses	268	1,951	13.7%	10.4%	9.2%	9.1%
% of FP17s Relating to Free Repair or Replacements	53	1,951	2.7%	0.9%	1.0%	0.8%
% of FP17s Relating to Continuations	52	1,951	2.7%	1.1%	1.2%	1.1%
% of Patients satisfied with the dentistry they have received	4	4	N/A	91.1%	91.6%	91.4%
% of Patients satisfied with the time they had to wait for an appointment	4	4	N/A	87.5%	88.1%	87.7%

* This is based on patients treated on this contract for their most recent course of treatment. Figures in italics indicate the base number of FP17s or Patient Questionnaire responses are less than 100. N/A is shown where the base number of responses is less than 10 during the period. % is calculated as Quantity/Base number*100

Q46 - Vital Signs At a Glance Contract Report for 102792/0001 - September 2017

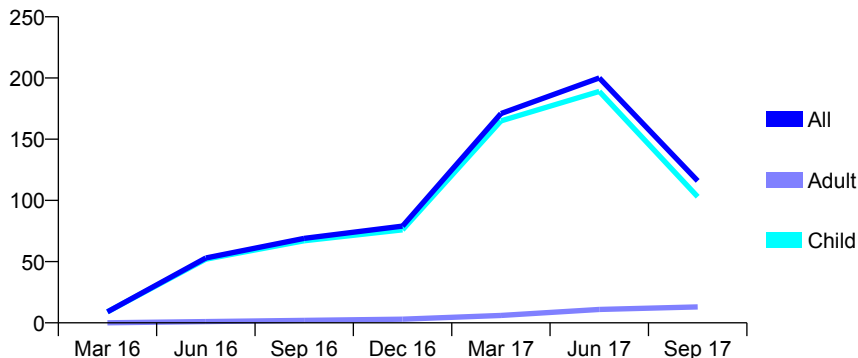
Name or company name	Ravat & Ray Dental Care (Farnworth)
Contract type name	GDS Contract
Purpose of contract	General
Contract start date	01/02/2016
Contract end date	31/05/2017

17/18 Contracted general activity (UDA)	74
Carry forward general activity (UDA)	0
17/18 Contracted orthodontic activity (UOA)	0
Carry forward orthodontic activity (UOA)	0
Baseline contract value	£1,856.58

ACCESS*

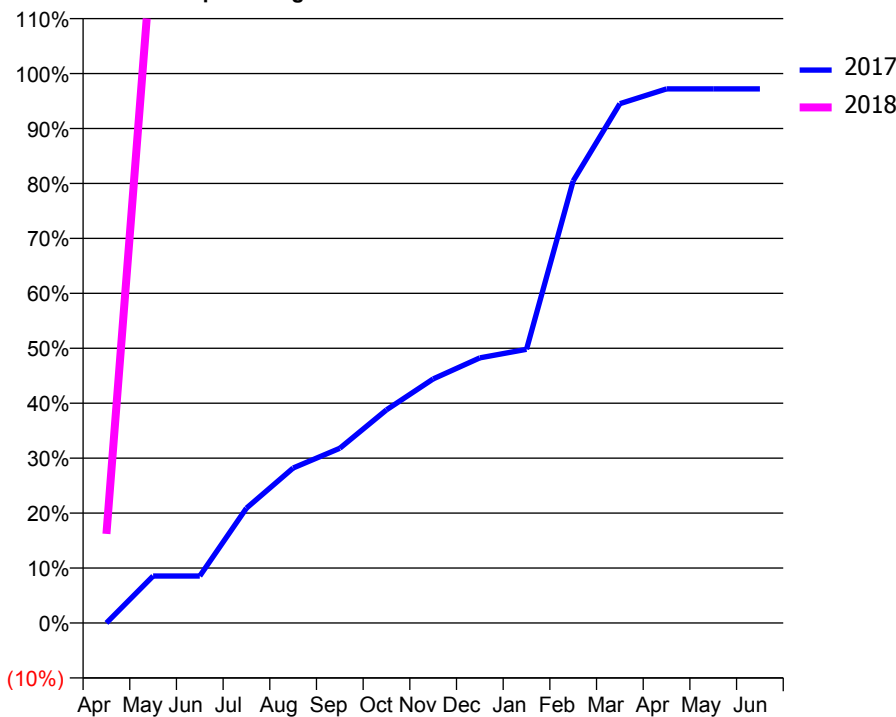
Patients seen in 24 months	Total	Change since previous quarter
Quarter ending September 2016	69	
Quarter ending December 2016	79	↑
Quarter ending March 2017	171	↑
Quarter ending June 2017	200	↑
Quarter ending September 2017	116	↓
Variance since September 2016	68.1%	↑

Access trend analysis



ACTIVITY

Cumulative percentage of contracted UDA delivered 2017 & 2018



Adjusted Scheduled Activity (UDA)

Month	2017	2018
April	0	12
May	38	92
June	38	121
July	93	124
August	125	124
September	141	124
October	172	
November	197	
December	214	
January	221	
February	357	
March	420	
April	432	
May	432	
June	432	

QUALITY

	Quantity	Base Number	Contract	AT	Region	England
% of FP17s for the same patient ID Re-attending within 3 months - Children	4	77	5.2%	12.3%	12.8%	11.9%
% of FP17s for the same patient ID Re-attending within 3 months - Adults	0	0	N/A	16.9%	16.5%	15.9%
% of FP17s for the same patient ID Re-attending between 3 & 9 months - Children	38	77	49.4%	57.6%	59.7%	58.1%
% of FP17s for the same patient ID Re-attending between 3 & 9 months - Adults	0	0	N/A	50.8%	53.0%	50.6%
% of FP17s for Band 1 Urgent Courses	1	76	1.3%	10.4%	9.2%	9.1%
% of FP17s Relating to Free Repair or Replacements	0	76	0.0%	0.9%	1.0%	0.8%
% of FP17s Relating to Continuations	0	76	0.0%	1.1%	1.2%	1.1%
% of Patients satisfied with the dentistry they have received	0	0	N/A	91.1%	91.6%	91.4%
% of Patients satisfied with the time they had to wait for an appointment	0	0	N/A	87.5%	88.1%	87.7%

* This is based on patients treated on this contract for their most recent course of treatment. Figures in italics indicate the base number of FP17s or Patient Questionnaire responses are less than 100. N/A is shown where the base number of responses is less than 10 during the period. % is calculated as Quantity/Base number*100

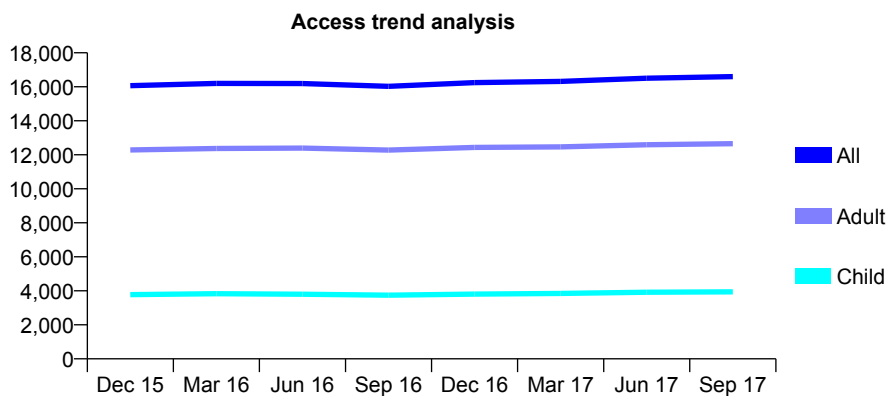
Q46 - Vital Signs At a Glance Contract Report for 102903/0001 - September 2017

Name or company name	Fogg, Whittingham & Casserley
Contract type name	GDS Contract
Purpose of contract	General and Orthodontic
Contract start date	01/04/2006
Contract end date	

17/18 Contracted general activity (UDA)	39,616
Carry forward general activity (UDA)	-255
17/18 Contracted orthodontic activity (UOA)	1,111
Carry forward orthodontic activity (UOA)	-2
Baseline contract value	£1,190,532.98

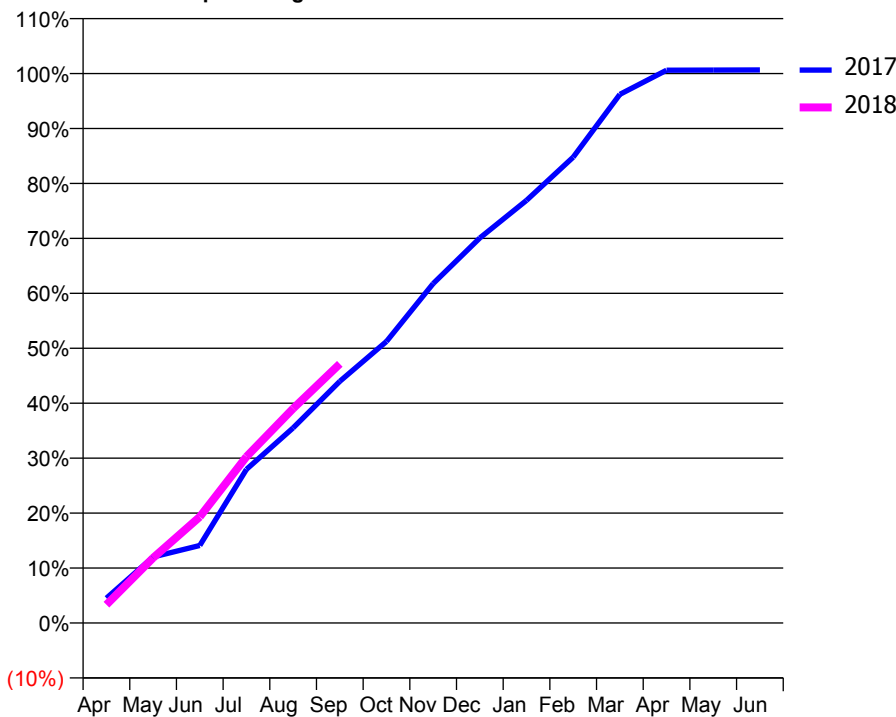
ACCESS*

Patients seen in 24 months	Total	Change since previous quarter
Quarter ending September 2016	16,025	
Quarter ending December 2016	16,248	→
Quarter ending March 2017	16,315	→
Quarter ending June 2017	16,505	→
Quarter ending September 2017	16,597	→
Variance since September 2016	3.6%	↑



ACTIVITY

Cumulative percentage of contracted UDA delivered 2017 & 2018



Month	Adjusted Scheduled Activity (UDA)	
	2017	2018
April	1,792	1,324
May	4,761	4,700
June	5,590	7,658
July	11,076	11,993
August	14,072	15,466
September	17,429	18,682
October	20,300	
November	24,471	
December	27,762	
January	30,472	
February	33,586	
March	38,114	
April	39,856	
May	39,867	
June	39,871	

QUALITY

	Quantity	Base Number	Contract	AT	Region	England
% of FP17s for the same patient ID Re-attending within 3 months - Children	725	3,319	21.8%	12.3%	12.8%	11.9%
% of FP17s for the same patient ID Re-attending within 3 months - Adults	1,690	8,280	20.4%	16.9%	16.5%	15.9%
% of FP17s for the same patient ID Re-attending between 3 & 9 months - Children	1,537	3,319	46.3%	57.6%	59.7%	58.1%
% of FP17s for the same patient ID Re-attending between 3 & 9 months - Adults	3,309	8,280	40.0%	50.8%	53.0%	50.6%
% of FP17s for Band 1 Urgent Courses	1,256	9,746	12.9%	10.4%	9.2%	9.1%
% of FP17s Relating to Free Repair or Replacements	221	9,746	2.3%	0.9%	1.0%	0.8%
% of FP17s Relating to Continuations	93	9,746	1.0%	1.1%	1.2%	1.1%
% of Patients satisfied with the dentistry they have received	20	22	90.9%	91.1%	91.6%	91.4%
% of Patients satisfied with the time they had to wait for an appointment	19	22	86.4%	87.5%	88.1%	87.7%

* This is based on patients treated on this contract for their most recent course of treatment. Figures in italics indicate the base number of FP17s or Patient Questionnaire responses are less than 100. N/A is shown where the base number of responses is less than 10 during the period. % is calculated as Quantity/Base number*100

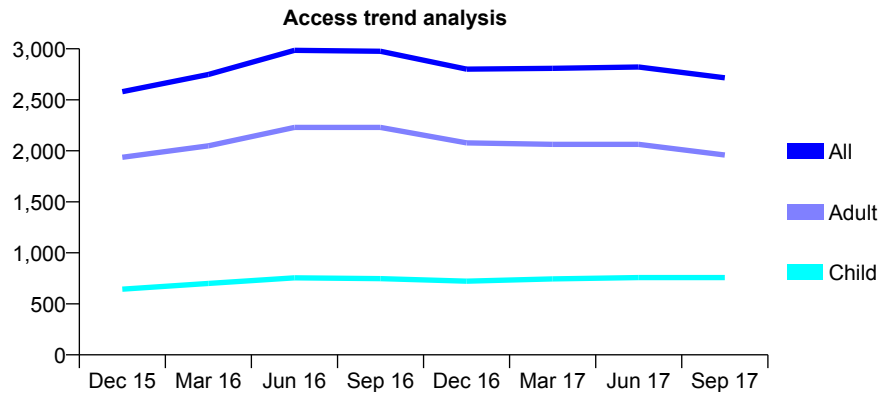
Q46 - Vital Signs At a Glance Contract Report for 103152/0001 - September 2017

Name or company name	Park House Dental Practice, Ramsbottom
Contract type name	GDS Contract
Purpose of contract	General
Contract start date	26/08/2014
Contract end date	

17/18 Contracted general activity (UDA)	10,000
Carry forward general activity (UDA)	0
17/18 Contracted orthodontic activity (UOA)	0
Carry forward orthodontic activity (UOA)	0
Baseline contract value	£258,031.86

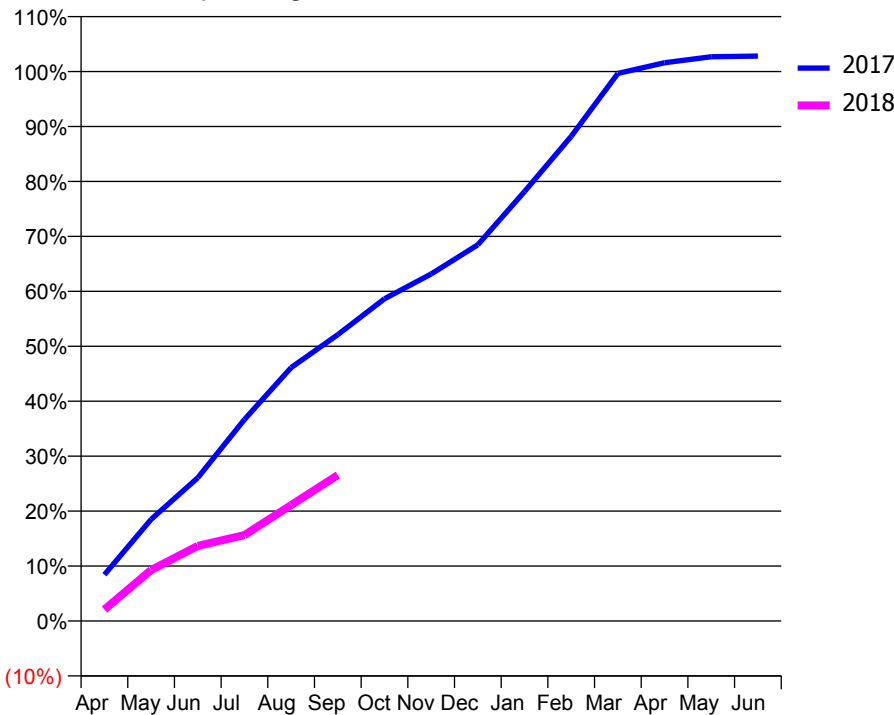
ACCESS*

Patients seen in 24 months	Total	Change since previous quarter
Quarter ending September 2016	2,976	
Quarter ending December 2016	2,800	↓
Quarter ending March 2017	2,808	→
Quarter ending June 2017	2,821	→
Quarter ending September 2017	2,716	↓
Variance since September 2016	(8.7%)	↓



ACTIVITY

Cumulative percentage of contracted UDA delivered 2017 & 2018



Month	Adjusted Scheduled Activity (UDA)	
	2017	2018
April	708	210
May	1,555	929
June	2,190	1,368
July	3,082	1,564
August	3,873	2,109
September	4,378	2,657
October	4,926	
November	5,306	
December	5,751	
January	6,566	
February	7,409	
March	8,371	
April	8,533	
May	8,625	
June	8,635	

QUALITY

	Quantity	Base Number	Contract	AT	Region	England
% of FP17s for the same patient ID Re-attending within 3 months - Children	31	449	6.9%	12.3%	12.8%	11.9%
% of FP17s for the same patient ID Re-attending within 3 months - Adults	100	983	10.2%	16.9%	16.5%	15.9%
% of FP17s for the same patient ID Re-attending between 3 & 9 months - Children	253	449	56.3%	57.6%	59.7%	58.1%
% of FP17s for the same patient ID Re-attending between 3 & 9 months - Adults	426	983	43.3%	50.8%	53.0%	50.6%
% of FP17s for Band 1 Urgent Courses	106	1,319	8.0%	10.4%	9.2%	9.1%
% of FP17s Relating to Free Repair or Replacements	2	1,319	0.2%	0.9%	1.0%	0.8%
% of FP17s Relating to Continuations	15	1,319	1.1%	1.1%	1.2%	1.1%
% of Patients satisfied with the dentistry they have received	0	1	N/A	91.1%	91.6%	91.4%
% of Patients satisfied with the time they had to wait for an appointment	1	1	N/A	87.5%	88.1%	87.7%

* This is based on patients treated on this contract for their most recent course of treatment. Figures in italics indicate the base number of FP17s or Patient Questionnaire responses are less than 100. N/A is shown where the base number of responses is less than 10 during the period. % is calculated as Quantity/Base number*100

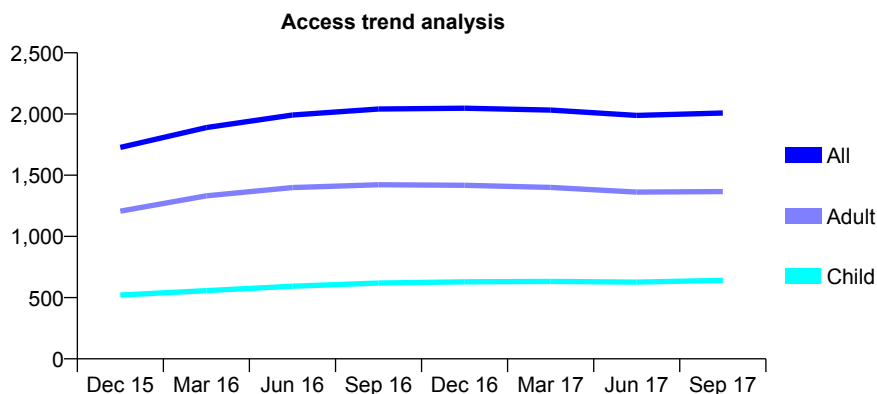
Q46 - Vital Signs At a Glance Contract Report for 103721/0001 - September 2017

Name or company name	Ocean Dental Ltd
Contract type name	GDS Contract
Purpose of contract	General
Contract start date	01/10/2009
Contract end date	

17/18 Contracted general activity (UDA)	5,600
Carry forward general activity (UDA)	0
17/18 Contracted orthodontic activity (UOA)	0
Carry forward orthodontic activity (UOA)	0
Baseline contract value	£162,585.22

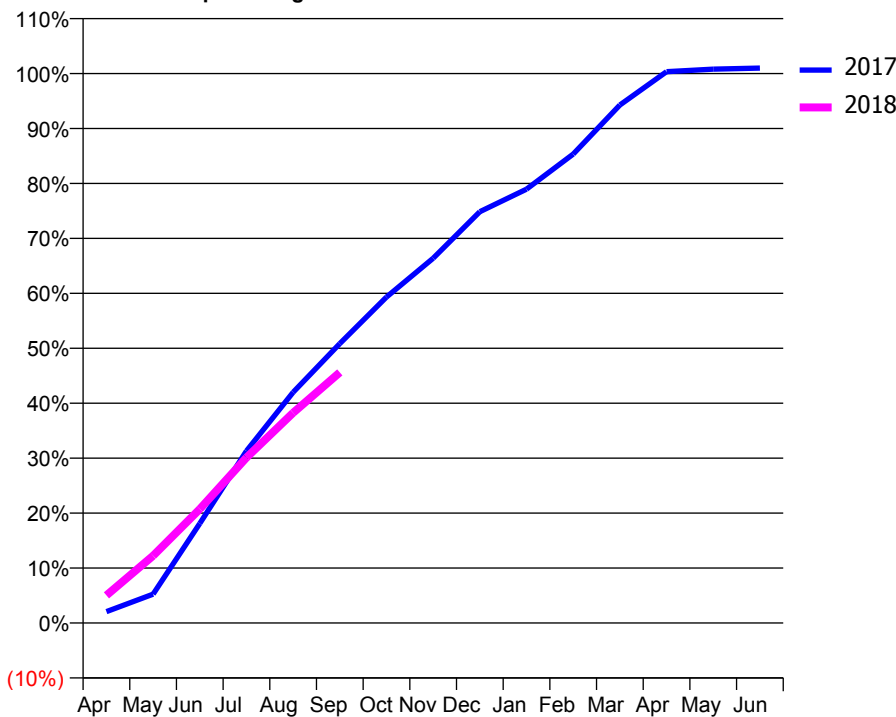
ACCESS*

Patients seen in 24 months	Total	Change since previous quarter
Quarter ending September 2016	2,041	
Quarter ending December 2016	2,047	→
Quarter ending March 2017	2,032	→
Quarter ending June 2017	1,989	↓
Quarter ending September 2017	2,008	→
Variance since September 2016	(1.6%)	↓



ACTIVITY

Cumulative percentage of contracted UDA delivered 2017 & 2018



Month	Adjusted Scheduled Activity (UDA)	
	2017	2018
April	116	283
May	294	686
June	1,014	1,161
July	1,754	1,686
August	2,352	2,142
September	2,847	2,554
October	3,322	
November	3,718	
December	4,192	
January	4,422	
February	4,778	
March	5,279	
April	5,619	
May	5,644	
June	5,655	

QUALITY

	Quantity	Base Number	Contract	AT	Region	England
% of FP17s for the same patient ID Re-attending within 3 months - Children	89	540	16.5%	12.3%	12.8%	11.9%
% of FP17s for the same patient ID Re-attending within 3 months - Adults	243	979	24.8%	16.9%	16.5%	15.9%
% of FP17s for the same patient ID Re-attending between 3 & 9 months - Children	280	540	51.9%	57.6%	59.7%	58.1%
% of FP17s for the same patient ID Re-attending between 3 & 9 months - Adults	390	979	39.8%	50.8%	53.0%	50.6%
% of FP17s for Band 1 Urgent Courses	271	1,356	20.0%	10.4%	9.2%	9.1%
% of FP17s Relating to Free Repair or Replacements	17	1,356	1.3%	0.9%	1.0%	0.8%
% of FP17s Relating to Continuations	6	1,356	0.4%	1.1%	1.2%	1.1%
% of Patients satisfied with the dentistry they have received	3	3	N/A	91.1%	91.6%	91.4%
% of Patients satisfied with the time they had to wait for an appointment	3	3	N/A	87.5%	88.1%	87.7%

* This is based on patients treated on this contract for their most recent course of treatment. Figures in italics indicate the base number of FP17s or Patient Questionnaire responses are less than 100. N/A is shown where the base number of responses is less than 10 during the period. % is calculated as Quantity/Base number*100

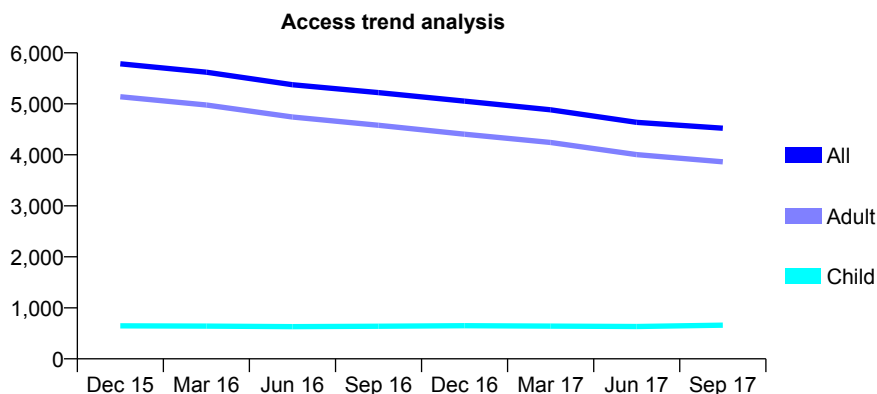
Q46 - Vital Signs At a Glance Contract Report for 103721/0002 - September 2017

Name or company name	Ocean Dental Ltd
Contract type name	GDS Contract
Purpose of contract	General
Contract start date	01/06/2010
Contract end date	

17/18 Contracted general activity (UDA)	12,000
Carry forward general activity (UDA)	0
17/18 Contracted orthodontic activity (UOA)	0
Carry forward orthodontic activity (UOA)	0
Baseline contract value	£333,205.85

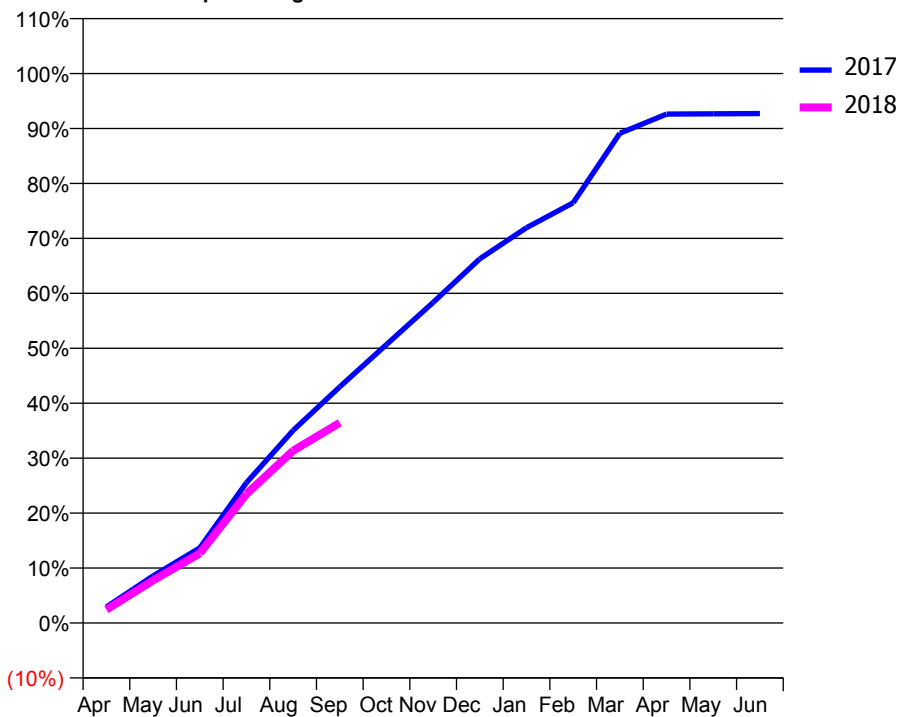
ACCESS*

Patients seen in 24 months	Total	Change since previous quarter
Quarter ending September 2016	5,220	
Quarter ending December 2016	5,053	↓
Quarter ending March 2017	4,883	↓
Quarter ending June 2017	4,637	↓
Quarter ending September 2017	4,522	↓
Variance since September 2016	(13.4%)	↓



ACTIVITY

Cumulative percentage of contracted UDA delivered 2017 & 2018



Month	Adjusted Scheduled Activity (UDA)	
	2017	2018
April	350	292
May	1,030	932
June	1,640	1,521
July	3,064	2,817
August	4,207	3,765
September	5,160	4,372
October	6,083	
November	7,003	
December	7,955	
January	8,633	
February	9,176	
March	10,694	
April	11,114	
May	11,119	
June	11,125	

QUALITY

	Quantity	Base Number	Contract	AT	Region	England
% of FP17s for the same patient ID Re-attending within 3 months - Children	46	482	9.5%	12.3%	12.8%	11.9%
% of FP17s for the same patient ID Re-attending within 3 months - Adults	253	2,087	12.1%	16.9%	16.5%	15.9%
% of FP17s for the same patient ID Re-attending between 3 & 9 months - Children	293	482	60.8%	57.6%	59.7%	58.1%
% of FP17s for the same patient ID Re-attending between 3 & 9 months - Adults	1,050	2,087	50.3%	50.8%	53.0%	50.6%
% of FP17s for Band 1 Urgent Courses	287	2,341	12.3%	10.4%	9.2%	9.1%
% of FP17s Relating to Free Repair or Replacements	20	2,341	0.9%	0.9%	1.0%	0.8%
% of FP17s Relating to Continuations	12	2,341	0.5%	1.1%	1.2%	1.1%
% of Patients satisfied with the dentistry they have received	4	6	N/A	91.1%	91.6%	91.4%
% of Patients satisfied with the time they had to wait for an appointment	6	6	N/A	87.5%	88.1%	87.7%

* This is based on patients treated on this contract for their most recent course of treatment. Figures in italics indicate the base number of FP17s or Patient Questionnaire responses are less than 100. N/A is shown where the base number of responses is less than 10 during the period. % is calculated as Quantity/Base number*100

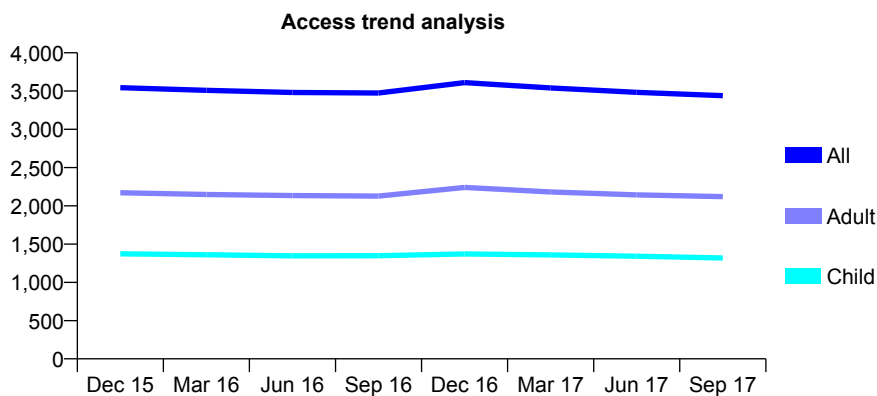
Q46 - Vital Signs At a Glance Contract Report for 103845/0001 - September 2017

Name or company name	Ian Wood and Partners
Contract type name	GDS Contract
Purpose of contract	General
Contract start date	01/09/2010
Contract end date	

17/18 Contracted general activity (UDA)	9,500
Carry forward general activity (UDA)	0
17/18 Contracted orthodontic activity (UOA)	0
Carry forward orthodontic activity (UOA)	0
Baseline contract value	£240,735.20

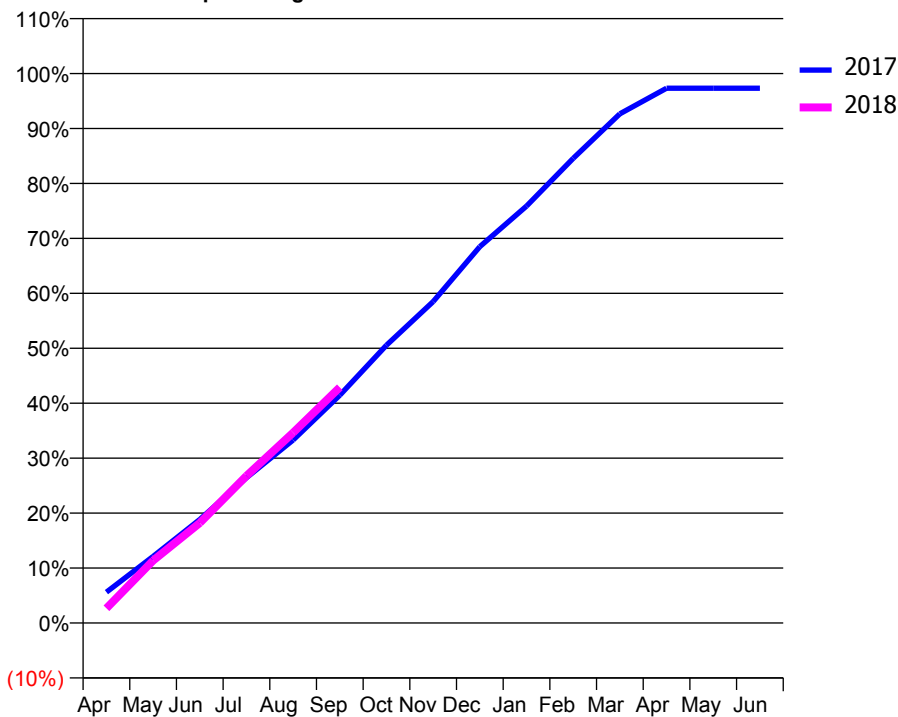
ACCESS*

Patients seen in 24 months	Total	Change since previous quarter
Quarter ending September 2016	3,475	
Quarter ending December 2016	3,611	↑
Quarter ending March 2017	3,540	↓
Quarter ending June 2017	3,484	↓
Quarter ending September 2017	3,439	↓
Variance since September 2016	(1.0%)	↓



ACTIVITY

Cumulative percentage of contracted UDA delivered 2017 & 2018



Month	Adjusted Scheduled Activity (UDA)	
	2017	2018
April	533	255
May	1,153	1,081
June	1,790	1,729
July	2,511	2,544
August	3,165	3,291
September	3,940	4,075
October	4,803	
November	5,557	
December	6,506	
January	7,207	
February	8,033	
March	8,802	
April	9,246	
May	9,246	
June	9,246	

QUALITY

	Quantity	Base Number	Contract	AT	Region	England
% of FP17s for the same patient ID Re-attending within 3 months - Children	118	1,149	10.3%	12.3%	12.8%	11.9%
% of FP17s for the same patient ID Re-attending within 3 months - Adults	220	1,396	15.8%	16.9%	16.5%	15.9%
% of FP17s for the same patient ID Re-attending between 3 & 9 months - Children	791	1,149	68.8%	57.6%	59.7%	58.1%
% of FP17s for the same patient ID Re-attending between 3 & 9 months - Adults	790	1,396	56.6%	50.8%	53.0%	50.6%
% of FP17s for Band 1 Urgent Courses	159	2,308	6.9%	10.4%	9.2%	9.1%
% of FP17s Relating to Free Repair or Replacements	8	2,308	0.3%	0.9%	1.0%	0.8%
% of FP17s Relating to Continuations	47	2,308	2.0%	1.1%	1.2%	1.1%
% of Patients satisfied with the dentistry they have received	2	2	N/A	91.1%	91.6%	91.4%
% of Patients satisfied with the time they had to wait for an appointment	2	2	N/A	87.5%	88.1%	87.7%

* This is based on patients treated on this contract for their most recent course of treatment. Figures in italics indicate the base number of FP17s or Patient Questionnaire responses are less than 100. N/A is shown where the base number of responses is less than 10 during the period. % is calculated as Quantity/Base number*100

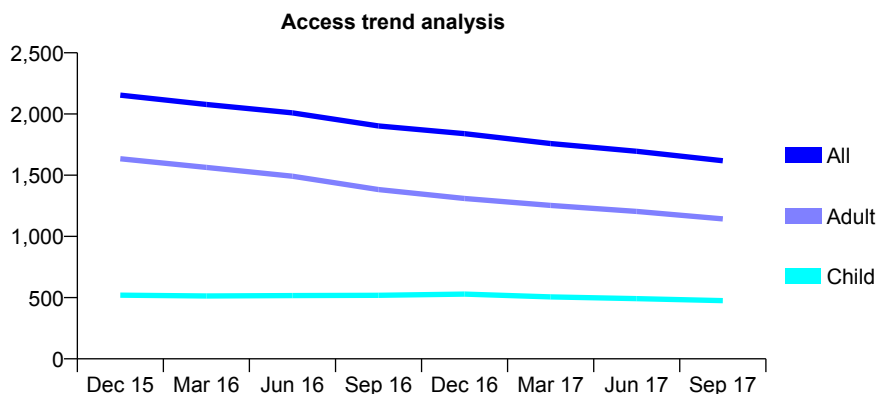
Q46 - Vital Signs At a Glance Contract Report for 106984/0006 - September 2017

Name or company name	Ravat and Ray Dental Care (Salford) Ltd
Contract type name	GDS Contract
Purpose of contract	General
Contract start date	01/04/2013
Contract end date	

17/18 Contracted general activity (UDA)	7,000
Carry forward general activity (UDA)	0
17/18 Contracted orthodontic activity (UOA)	0
Carry forward orthodontic activity (UOA)	0
Baseline contract value	£216,067.33

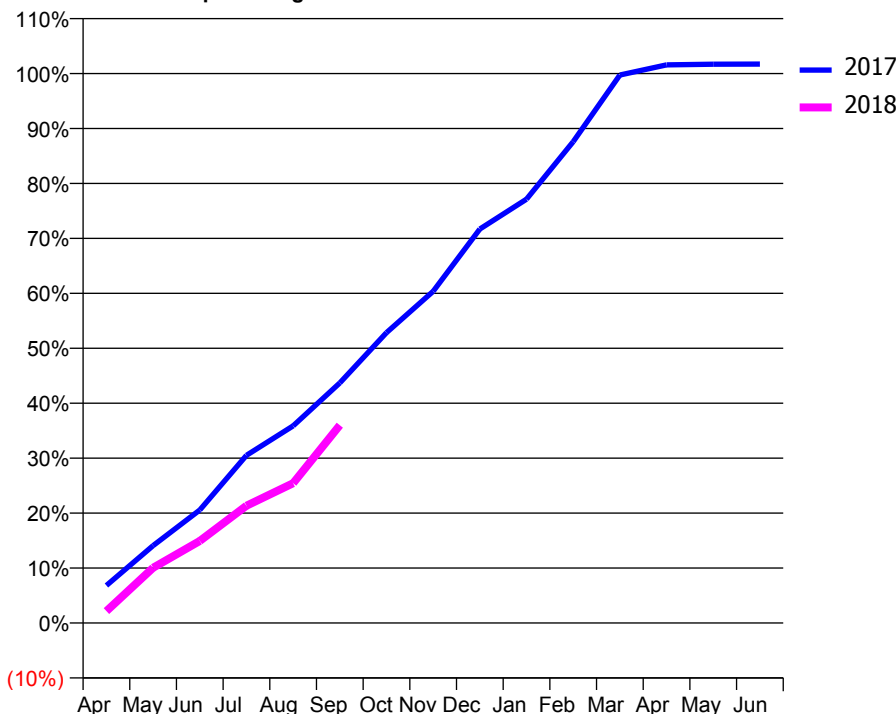
ACCESS*

Patients seen in 24 months	Total	Change since previous quarter
Quarter ending September 2016	1,902	
Quarter ending December 2016	1,839	↓
Quarter ending March 2017	1,759	↓
Quarter ending June 2017	1,696	↓
Quarter ending September 2017	1,618	↓
Variance since September 2016	(14.9%)	↓



ACTIVITY

Cumulative percentage of contracted UDA delivered 2017 & 2018



Adjusted Scheduled Activity (UDA)

Month	2017	2018
April	478	151
May	986	705
June	1,440	1,045
July	2,137	1,495
August	2,512	1,782
September	3,058	2,520
October	3,699	
November	4,225	
December	5,018	
January	5,399	
February	6,131	
March	6,981	
April	7,109	
May	7,119	
June	7,120	

QUALITY

	Quantity	Base Number	Contract	AT	Region	England
% of FP17s for the same patient ID Re-attending within 3 months - Children	56	342	16.4%	12.3%	12.8%	11.9%
% of FP17s for the same patient ID Re-attending within 3 months - Adults	120	720	16.7%	16.9%	16.5%	15.9%
% of FP17s for the same patient ID Re-attending between 3 & 9 months - Children	224	342	65.5%	57.6%	59.7%	58.1%
% of FP17s for the same patient ID Re-attending between 3 & 9 months - Adults	435	720	60.4%	50.8%	53.0%	50.6%
% of FP17s for Band 1 Urgent Courses	74	1,009	7.3%	10.4%	9.2%	9.1%
% of FP17s Relating to Free Repair or Replacements	3	1,009	0.3%	0.9%	1.0%	0.8%
% of FP17s Relating to Continuations	4	1,009	0.4%	1.1%	1.2%	1.1%
% of Patients satisfied with the dentistry they have received	0	0	N/A	91.1%	91.6%	91.4%
% of Patients satisfied with the time they had to wait for an appointment	0	0	N/A	87.5%	88.1%	87.7%

* This is based on patients treated on this contract for their most recent course of treatment. Figures in italics indicate the base number of FP17s or Patient Questionnaire responses are less than 100. N/A is shown where the base number of responses is less than 10 during the period. % is calculated as Quantity/Base number*100

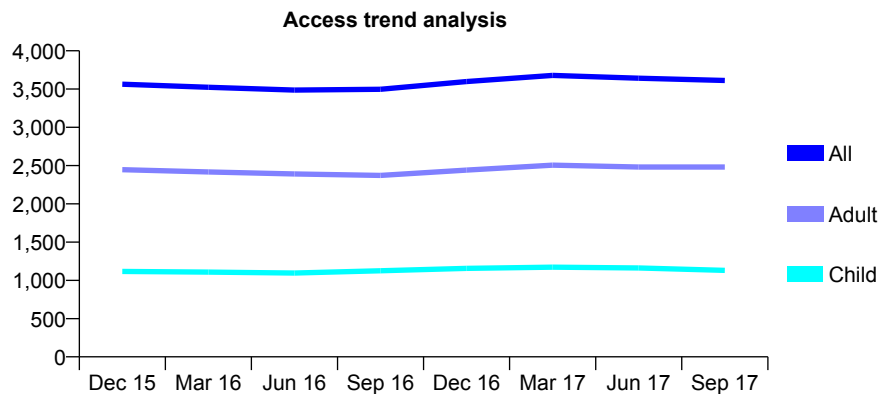
Q46 - Vital Signs At a Glance Contract Report for 108367/0001 - September 2017

Name or company name	Bell Lane Dental Practice
Contract type name	GDS Contract
Purpose of contract	General and Orthodontic
Contract start date	01/04/2012
Contract end date	

17/18 Contracted general activity (UDA)	12,338
Carry forward general activity (UDA)	-67
17/18 Contracted orthodontic activity (UOA)	1,680
Carry forward orthodontic activity (UOA)	31
Baseline contract value	£566,182.23

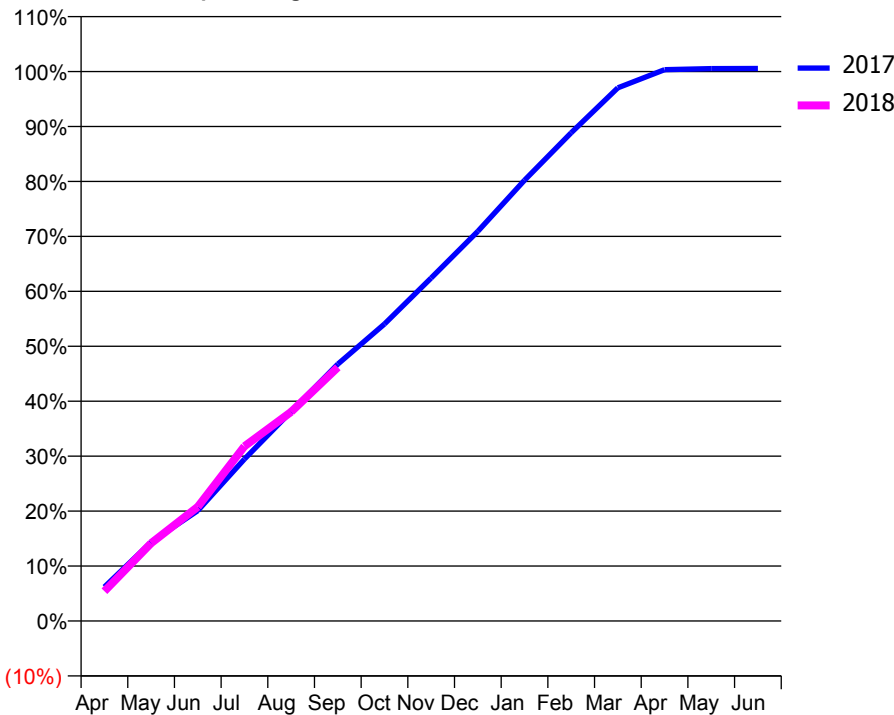
ACCESS*

Patients seen in 24 months	Total	Change since previous quarter
Quarter ending September 2016	3,497	
Quarter ending December 2016	3,598	↑
Quarter ending March 2017	3,678	↑
Quarter ending June 2017	3,642	→
Quarter ending September 2017	3,612	→
Variance since September 2016	3.3%	↑



ACTIVITY

Cumulative percentage of contracted UDA delivered 2017 & 2018



Month	Adjusted Scheduled Activity (UDA)	
	2017	2018
April	764	669
May	1,770	1,748
June	2,478	2,564
July	3,635	3,923
August	4,704	4,695
September	5,767	5,698
October	6,669	
November	7,703	
December	8,750	
January	9,896	
February	10,962	
March	11,971	
April	12,379	
May	12,401	
June	12,405	

QUALITY

	Quantity	Base Number	Contract	AT	Region	England
% of FP17s for the same patient ID Re-attending within 3 months - Children	71	922	7.7%	12.3%	12.8%	11.9%
% of FP17s for the same patient ID Re-attending within 3 months - Adults	229	1,685	13.6%	16.9%	16.5%	15.9%
% of FP17s for the same patient ID Re-attending between 3 & 9 months - Children	604	922	65.5%	57.6%	59.7%	58.1%
% of FP17s for the same patient ID Re-attending between 3 & 9 months - Adults	901	1,685	53.5%	50.8%	53.0%	50.6%
% of FP17s for Band 1 Urgent Courses	118	2,359	5.0%	10.4%	9.2%	9.1%
% of FP17s Relating to Free Repair or Replacements	26	2,359	1.1%	0.9%	1.0%	0.8%
% of FP17s Relating to Continuations	55	2,359	2.3%	1.1%	1.2%	1.1%
% of Patients satisfied with the dentistry they have received	1	1	N/A	91.1%	91.6%	91.4%
% of Patients satisfied with the time they had to wait for an appointment	1	1	N/A	87.5%	88.1%	87.7%

* This is based on patients treated on this contract for their most recent course of treatment. Figures in italics indicate the base number of FP17s or Patient Questionnaire responses are less than 100. N/A is shown where the base number of responses is less than 10 during the period. % is calculated as Quantity/Base number*100

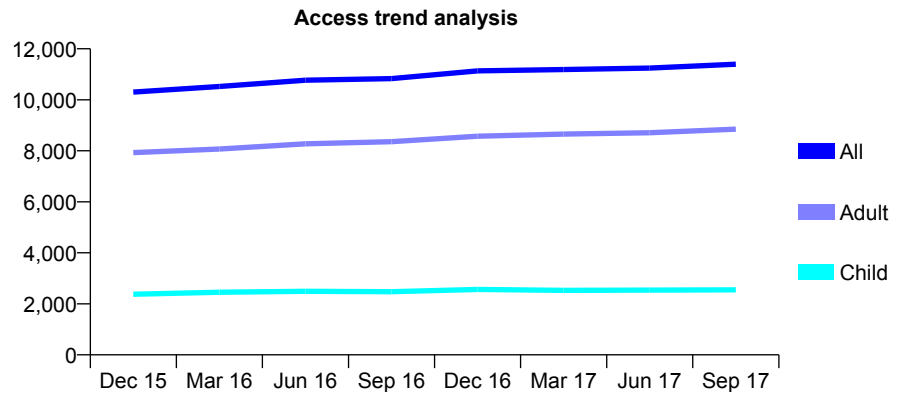
Q46 - Vital Signs At a Glance Contract Report for 108944/0001 - September 2017

Name or company name	Kenworthy Street Partnership
Contract type name	GDS Contract
Purpose of contract	General
Contract start date	01/04/2011
Contract end date	

17/18 Contracted general activity (UDA)	33,191
Carry forward general activity (UDA)	0
17/18 Contracted orthodontic activity (UOA)	0
Carry forward orthodontic activity (UOA)	0
Baseline contract value	£1,102,963.91

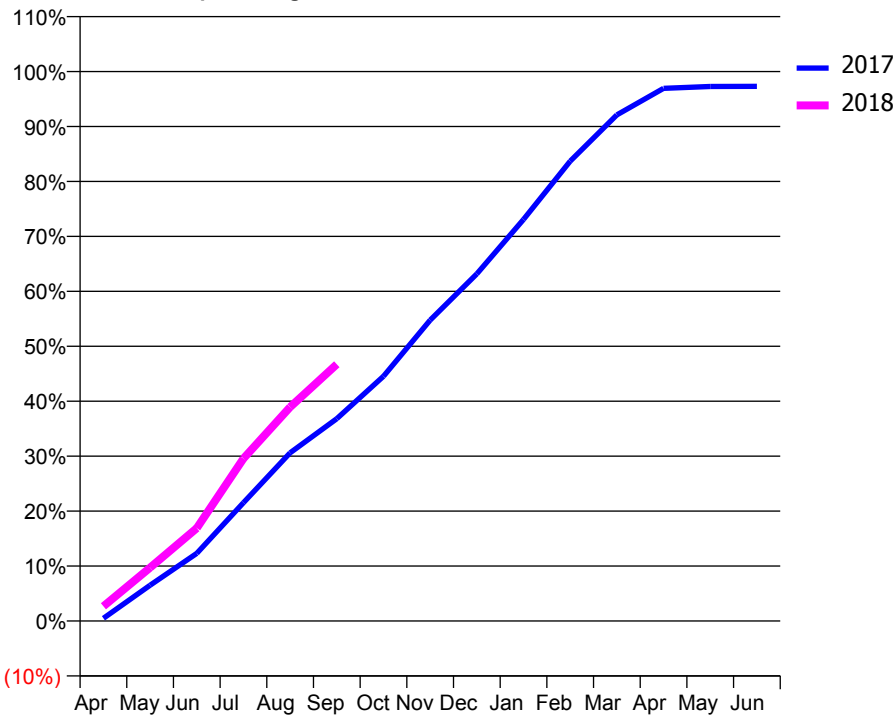
ACCESS*

Patients seen in 24 months	Total	Change since previous quarter
Quarter ending September 2016	10,831	
Quarter ending December 2016	11,134	↑
Quarter ending March 2017	11,188	→
Quarter ending June 2017	11,246	→
Quarter ending September 2017	11,397	→
Variance since September 2016	5.2%	↑



ACTIVITY

Cumulative percentage of contracted UDA delivered 2017 & 2018



Month	Adjusted Scheduled Activity (UDA)	
	2017	2018
April	162	890
May	2,164	3,227
June	4,090	5,608
July	7,146	9,815
August	10,158	12,919
September	12,222	15,508
October	14,784	
November	18,175	
December	20,967	
January	24,254	
February	27,773	
March	30,567	
April	32,176	
May	32,283	
June	32,297	

QUALITY

	Quantity	Base Number	Contract	AT	Region	England
% of FP17s for the same patient ID Re-attending within 3 months - Children	96	1,709	5.6%	12.3%	12.8%	11.9%
% of FP17s for the same patient ID Re-attending within 3 months - Adults	681	5,202	13.1%	16.9%	16.5%	15.9%
% of FP17s for the same patient ID Re-attending between 3 & 9 months - Children	877	1,709	51.3%	57.6%	59.7%	58.1%
% of FP17s for the same patient ID Re-attending between 3 & 9 months - Adults	1,847	5,202	35.5%	50.8%	53.0%	50.6%
% of FP17s for Band 1 Urgent Courses	501	6,210	8.1%	10.4%	9.2%	9.1%
% of FP17s Relating to Free Repair or Replacements	80	6,210	1.3%	0.9%	1.0%	0.8%
% of FP17s Relating to Continuations	97	6,210	1.6%	1.1%	1.2%	1.1%
% of Patients satisfied with the dentistry they have received	13	13	100.0%	91.1%	91.6%	91.4%
% of Patients satisfied with the time they had to wait for an appointment	12	13	92.3%	87.5%	88.1%	87.7%

* This is based on patients treated on this contract for their most recent course of treatment. Figures in italics indicate the base number of FP17s or Patient Questionnaire responses are less than 100. N/A is shown where the base number of responses is less than 10 during the period. % is calculated as Quantity/Base number*100

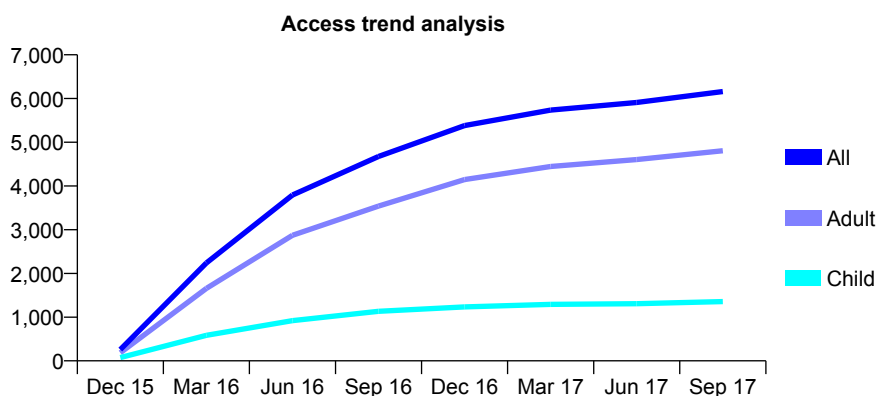
Q46 - Vital Signs At a Glance Contract Report for 109037/0001 - September 2017

Name or company name	Cheadle Heath Dental Practice
Contract type name	GDS Contract
Purpose of contract	General
Contract start date	01/12/2015
Contract end date	

17/18 Contracted general activity (UDA)	17,500
Carry forward general activity (UDA)	0
17/18 Contracted orthodontic activity (UOA)	0
Carry forward orthodontic activity (UOA)	0
Baseline contract value	£519,103.14

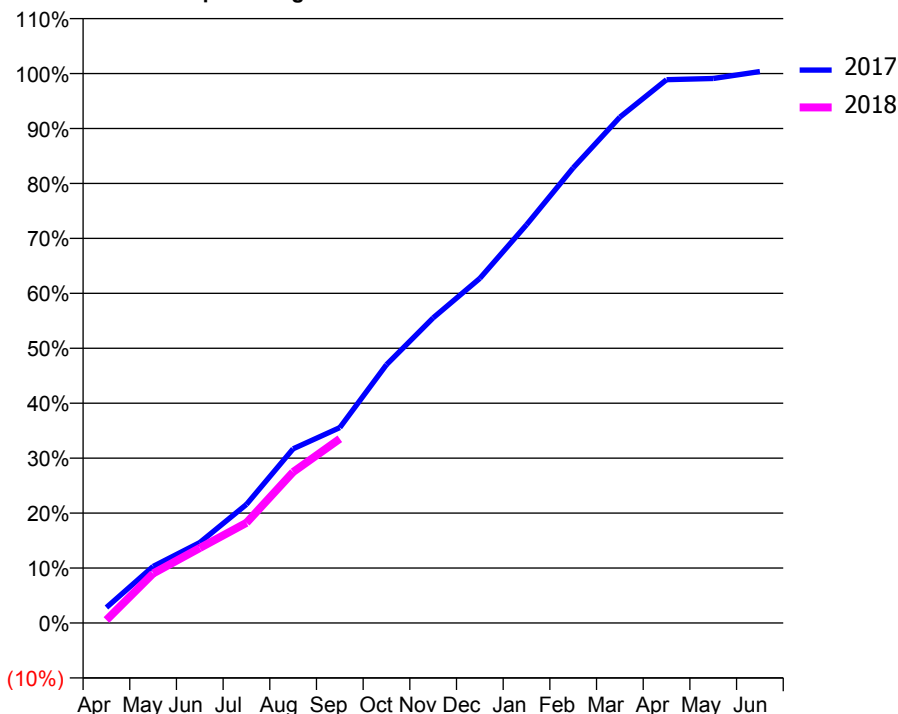
ACCESS*

Patients seen in 24 months	Total	Change since previous quarter
Quarter ending September 2016	4,673	
Quarter ending December 2016	5,383	↑
Quarter ending March 2017	5,737	↑
Quarter ending June 2017	5,909	↑
Quarter ending September 2017	6,161	↑
Variance since September 2016	31.8%	↑



ACTIVITY

Cumulative percentage of contracted UDA delivered 2017 & 2018



Month	Adjusted Scheduled Activity (UDA)	
	2017	2018
April	493	94
May	1,805	1,578
June	2,561	2,390
July	3,775	3,190
August	5,547	4,811
September	6,222	5,868
October	8,227	
November	9,719	
December	10,977	
January	12,681	
February	14,495	
March	16,111	
April	17,304	
May	17,341	
June	17,563	

QUALITY

	Quantity	Base Number	Contract	AT	Region	England
% of FP17s for the same patient ID Re-attending within 3 months - Children	78	892	8.7%	12.3%	12.8%	11.9%
% of FP17s for the same patient ID Re-attending within 3 months - Adults	485	2,996	16.2%	16.9%	16.5%	15.9%
% of FP17s for the same patient ID Re-attending between 3 & 9 months - Children	549	892	61.5%	57.6%	59.7%	58.1%
% of FP17s for the same patient ID Re-attending between 3 & 9 months - Adults	1,568	2,996	52.3%	50.8%	53.0%	50.6%
% of FP17s for Band 1 Urgent Courses	130	3,189	4.1%	10.4%	9.2%	9.1%
% of FP17s Relating to Free Repair or Replacements	20	3,189	0.6%	0.9%	1.0%	0.8%
% of FP17s Relating to Continuations	38	3,189	1.2%	1.1%	1.2%	1.1%
% of Patients satisfied with the dentistry they have received	33	35	94.3%	91.1%	91.6%	91.4%
% of Patients satisfied with the time they had to wait for an appointment	34	35	97.1%	87.5%	88.1%	87.7%

* This is based on patients treated on this contract for their most recent course of treatment. Figures in italics indicate the base number of FP17s or Patient Questionnaire responses are less than 100. N/A is shown where the base number of responses is less than 10 during the period. % is calculated as Quantity/Base number*100

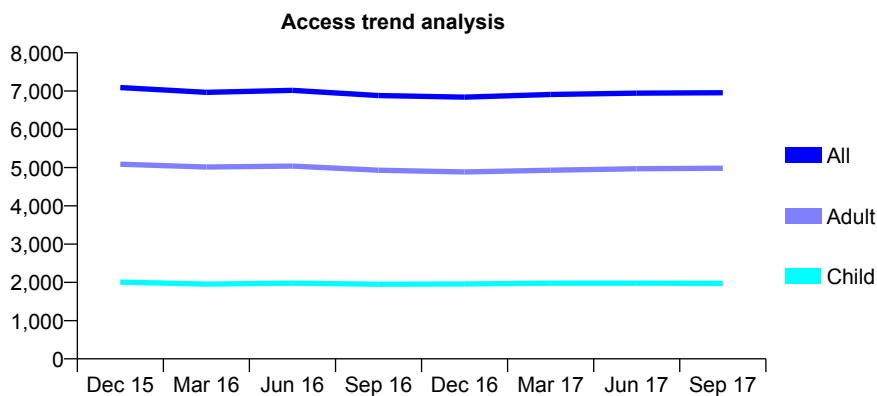
Q46 - Vital Signs At a Glance Contract Report for 109169/0001 - September 2017

Name or company name	Ash Dental Practice Limited
Contract type name	GDS Contract
Purpose of contract	General
Contract start date	01/07/2010
Contract end date	

17/18 Contracted general activity (UDA)	20,111
Carry forward general activity (UDA)	0
17/18 Contracted orthodontic activity (UOA)	0
Carry forward orthodontic activity (UOA)	0
Baseline contract value	£620,487.01

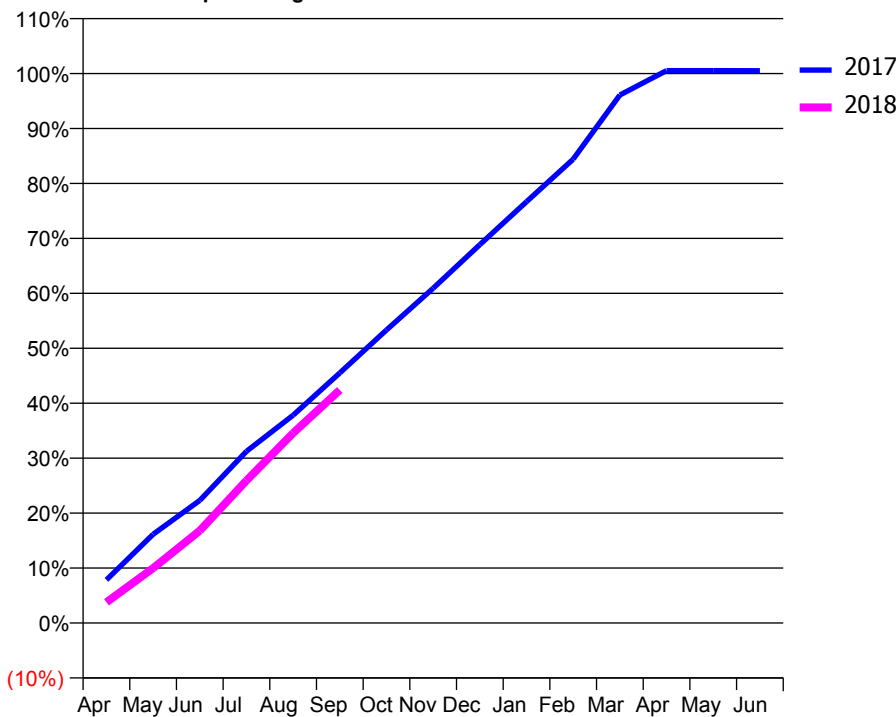
ACCESS*

Patients seen in 24 months	Total	Change since previous quarter
Quarter ending September 2016	6,882	
Quarter ending December 2016	6,842	→
Quarter ending March 2017	6,909	→
Quarter ending June 2017	6,947	→
Quarter ending September 2017	6,956	→
Variance since September 2016	1.1%	→



ACTIVITY

Cumulative percentage of contracted UDA delivered 2017 & 2018



Adjusted Scheduled Activity (UDA)

Month	2017	2018
April	1,581	758
May	3,247	2,011
June	4,487	3,382
July	6,285	5,214
August	7,604	6,953
September	9,152	8,527
October	10,726	
November	12,250	
December	13,847	
January	15,419	
February	16,978	
March	19,322	
April	20,216	
May	20,216	
June	20,214	

QUALITY

	Quantity	Base Number	Contract	AT	Region	England
% of FP17s for the same patient ID Re-attending within 3 months - Children	235	1,592	14.8%	12.3%	12.8%	11.9%
% of FP17s for the same patient ID Re-attending within 3 months - Adults	672	3,645	18.4%	16.9%	16.5%	15.9%
% of FP17s for the same patient ID Re-attending between 3 & 9 months - Children	953	1,592	59.9%	57.6%	59.7%	58.1%
% of FP17s for the same patient ID Re-attending between 3 & 9 months - Adults	1,844	3,645	50.6%	50.8%	53.0%	50.6%
% of FP17s for Band 1 Urgent Courses	562	4,231	13.3%	10.4%	9.2%	9.1%
% of FP17s Relating to Free Repair or Replacements	30	4,231	0.7%	0.9%	1.0%	0.8%
% of FP17s Relating to Continuations	0	4,231	0.0%	1.1%	1.2%	1.1%
% of Patients satisfied with the dentistry they have received	3	3	N/A	91.1%	91.6%	91.4%
% of Patients satisfied with the time they had to wait for an appointment	3	3	N/A	87.5%	88.1%	87.7%

* This is based on patients treated on this contract for their most recent course of treatment. Figures in italics indicate the base number of FP17s or Patient Questionnaire responses are less than 100. N/A is shown where the base number of responses is less than 10 during the period. % is calculated as Quantity/Base number*100

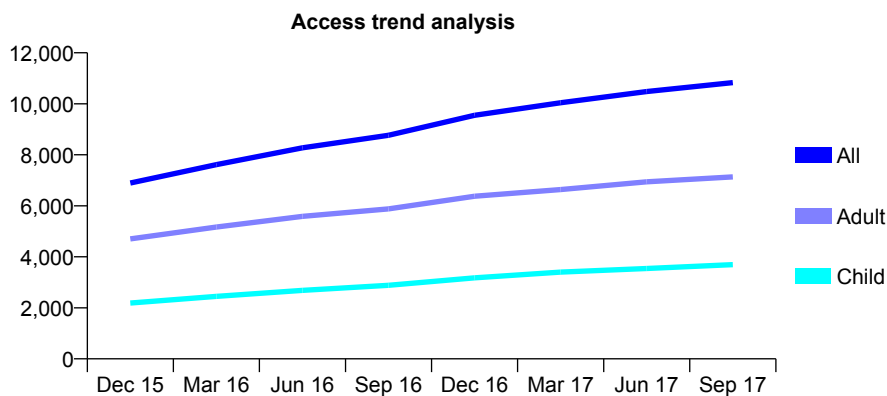
Q46 - Vital Signs At a Glance Contract Report for 109266/0001 - September 2017

Name or company name	Urgent Dental Care Ltd
Contract type name	GDS Contract
Purpose of contract	General
Contract start date	01/09/2013
Contract end date	

17/18 Contracted general activity (UDA)	27,120
Carry forward general activity (UDA)	0
17/18 Contracted orthodontic activity (UOA)	0
Carry forward orthodontic activity (UOA)	0
Baseline contract value	£794,738.13

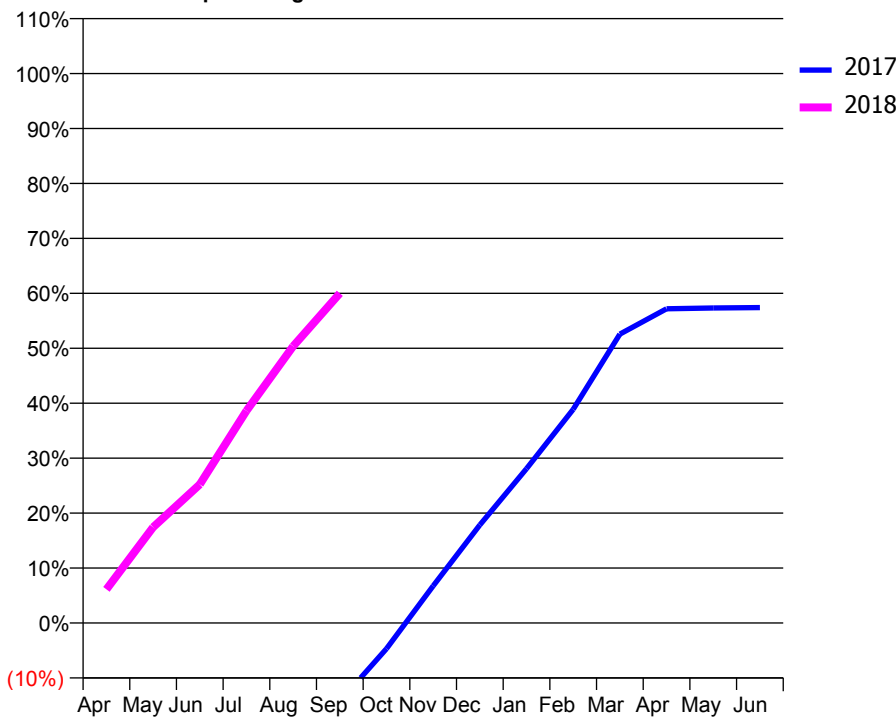
ACCESS*

Patients seen in 24 months	Total	Change since previous quarter
Quarter ending September 2016	8,768	
Quarter ending December 2016	9,552	↑
Quarter ending March 2017	10,041	↑
Quarter ending June 2017	10,479	↑
Quarter ending September 2017	10,829	↑
Variance since September 2016	23.5%	↑



ACTIVITY

Cumulative percentage of contracted UDA delivered 2017 & 2018



Month	Adjusted Scheduled Activity (UDA)	
	2017	2018
April	-15,354	1,660
May	-12,498	4,726
June	-10,701	6,841
July	-7,924	10,475
August	-5,718	13,661
September	-3,886	16,271
October	-1,270	
November	1,835	
December	4,840	
January	7,620	
February	10,549	
March	14,260	
April	15,506	
May	15,546	
June	15,567	

QUALITY

	Quantity	Base Number	Contract	AT	Region	England
% of FP17s for the same patient ID Re-attending within 3 months - Children	313	2,931	10.7%	12.3%	12.8%	11.9%
% of FP17s for the same patient ID Re-attending within 3 months - Adults	734	4,624	15.9%	16.9%	16.5%	15.9%
% of FP17s for the same patient ID Re-attending between 3 & 9 months - Children	1,630	2,931	55.6%	57.6%	59.7%	58.1%
% of FP17s for the same patient ID Re-attending between 3 & 9 months - Adults	2,112	4,624	45.7%	50.8%	53.0%	50.6%
% of FP17s for Band 1 Urgent Courses	547	7,067	7.7%	10.4%	9.2%	9.1%
% of FP17s Relating to Free Repair or Replacements	57	7,067	0.8%	0.9%	1.0%	0.8%
% of FP17s Relating to Continuations	19	7,067	0.3%	1.1%	1.2%	1.1%
% of Patients satisfied with the dentistry they have received	4	5	N/A	91.1%	91.6%	91.4%
% of Patients satisfied with the time they had to wait for an appointment	4	5	N/A	87.5%	88.1%	87.7%

* This is based on patients treated on this contract for their most recent course of treatment. Figures in italics indicate the base number of FP17s or Patient Questionnaire responses are less than 100. N/A is shown where the base number of responses is less than 10 during the period. % is calculated as Quantity/Base number*100

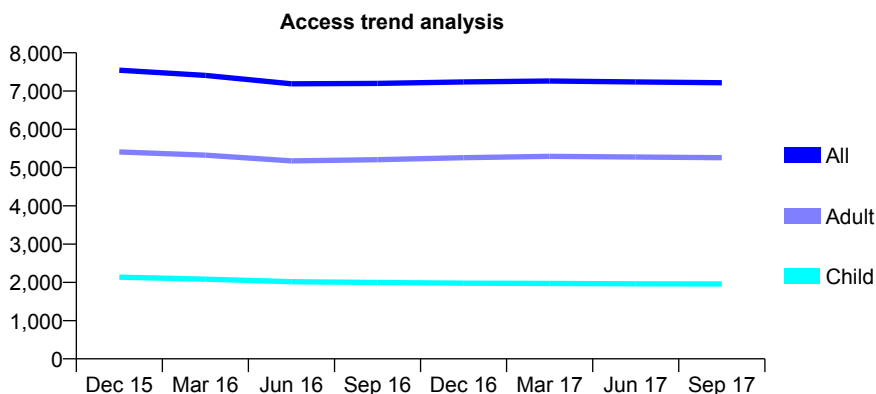
Q46 - Vital Signs At a Glance Contract Report for 109703/0001 - September 2017

Name or company name	Clarendon Dental Practice
Contract type name	GDS Contract
Purpose of contract	General
Contract start date	01/04/2009
Contract end date	

17/18 Contracted general activity (UDA)	23,600
Carry forward general activity (UDA)	0
17/18 Contracted orthodontic activity (UOA)	0
Carry forward orthodontic activity (UOA)	0
Baseline contract value	£785,195.92

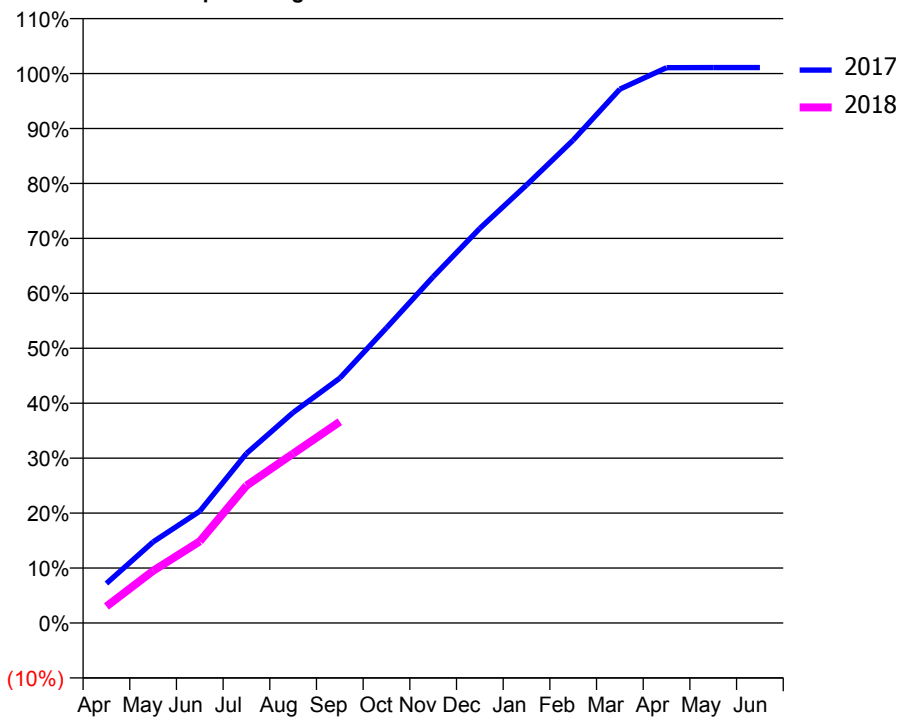
ACCESS*

Patients seen in 24 months	Total	Change since previous quarter
Quarter ending September 2016	7,200	
Quarter ending December 2016	7,237	→
Quarter ending March 2017	7,262	→
Quarter ending June 2017	7,238	→
Quarter ending September 2017	7,217	→
Variance since September 2016	0.2%	→



ACTIVITY

Cumulative percentage of contracted UDA delivered 2017 & 2018



Month	Adjusted Scheduled Activity (UDA)	
	2017	2018
April	1,698	711
May	3,487	2,240
June	4,799	3,510
July	7,280	5,900
August	9,040	7,277
September	10,519	8,644
October	12,679	
November	14,871	
December	16,947	
January	18,813	
February	20,741	
March	22,925	
April	23,850	
May	23,856	
June	23,857	

QUALITY

	Quantity	Base Number	Contract	AT	Region	England
% of FP17s for the same patient ID Re-attending within 3 months - Children	87	1,346	6.5%	12.3%	12.8%	11.9%
% of FP17s for the same patient ID Re-attending within 3 months - Adults	388	3,335	11.6%	16.9%	16.5%	15.9%
% of FP17s for the same patient ID Re-attending between 3 & 9 months - Children	795	1,346	59.1%	57.6%	59.7%	58.1%
% of FP17s for the same patient ID Re-attending between 3 & 9 months - Adults	1,748	3,335	52.4%	50.8%	53.0%	50.6%
% of FP17s for Band 1 Urgent Courses	423	4,250	10.0%	10.4%	9.2%	9.1%
% of FP17s Relating to Free Repair or Replacements	33	4,250	0.8%	0.9%	1.0%	0.8%
% of FP17s Relating to Continuations	56	4,250	1.3%	1.1%	1.2%	1.1%
% of Patients satisfied with the dentistry they have received	5	5	N/A	91.1%	91.6%	91.4%
% of Patients satisfied with the time they had to wait for an appointment	5	5	N/A	87.5%	88.1%	87.7%

* This is based on patients treated on this contract for their most recent course of treatment. Figures in italics indicate the base number of FP17s or Patient Questionnaire responses are less than 100. N/A is shown where the base number of responses is less than 10 during the period. % is calculated as Quantity/Base number*100

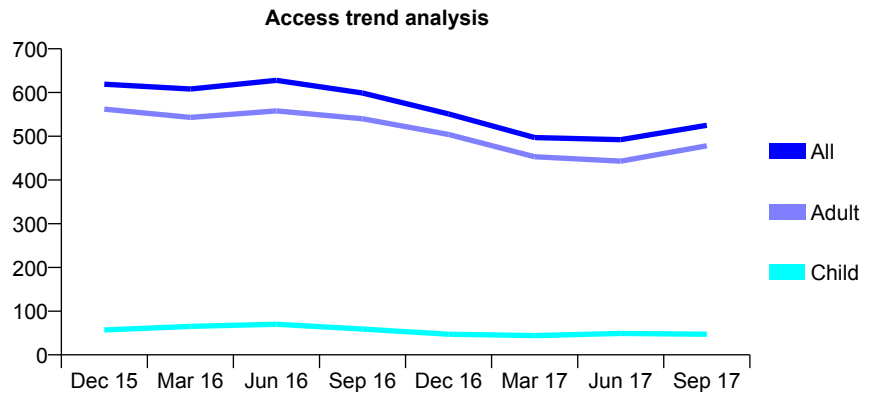
Q46 - Vital Signs At a Glance Contract Report for 109703/0002 - September 2017

Name or company name	Clarendon Dental Practice
Contract type name	GDS Contract
Purpose of contract	General
Contract start date	01/04/2009
Contract end date	

17/18 Contracted general activity (UDA)	985
Carry forward general activity (UDA)	0
17/18 Contracted orthodontic activity (UOA)	0
Carry forward orthodontic activity (UOA)	0
Baseline contract value	£39,479.65

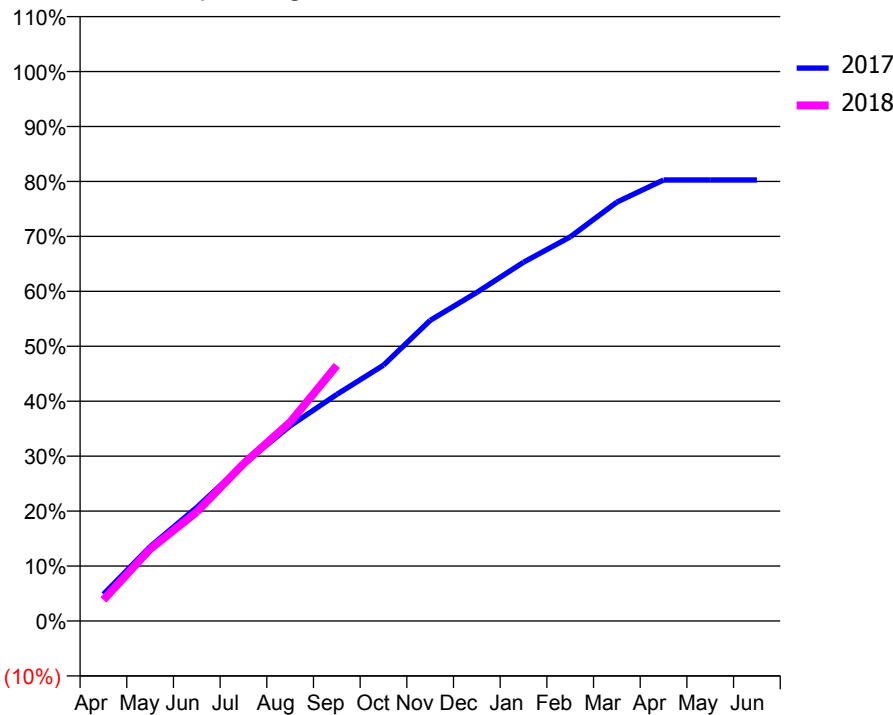
ACCESS*

Patients seen in 24 months	Total	Change since previous quarter
Quarter ending September 2016	599	
Quarter ending December 2016	551	↓
Quarter ending March 2017	497	↓
Quarter ending June 2017	492	↓
Quarter ending September 2017	525	↑
Variance since September 2016	(12.4%)	↓



ACTIVITY

Cumulative percentage of contracted UDA delivered 2017 & 2018



Month	Adjusted Scheduled Activity (UDA)	
	2017	2018
April	48	38
May	133	129
June	204	196
July	281	282
August	350	356
September	406	458
October	459	
November	539	
December	589	
January	643	
February	689	
March	751	
April	791	
May	791	
June	791	

QUALITY

	Quantity	Base Number	Contract	AT	Region	England
% of FP17s for the same patient ID Re-attending within 3 months - Children	1	48	2.1%	12.3%	12.8%	11.9%
% of FP17s for the same patient ID Re-attending within 3 months - Adults	16	367	4.4%	16.9%	16.5%	15.9%
% of FP17s for the same patient ID Re-attending between 3 & 9 months - Children	2	48	4.2%	57.6%	59.7%	58.1%
% of FP17s for the same patient ID Re-attending between 3 & 9 months - Adults	7	367	1.9%	50.8%	53.0%	50.6%
% of FP17s for Band 1 Urgent Courses	370	382	96.9%	10.4%	9.2%	9.1%
% of FP17s Relating to Free Repair or Replacements	0	382	0.0%	0.9%	1.0%	0.8%
% of FP17s Relating to Continuations	0	382	0.0%	1.1%	1.2%	1.1%
% of Patients satisfied with the dentistry they have received	1	1	N/A	91.1%	91.6%	91.4%
% of Patients satisfied with the time they had to wait for an appointment	1	1	N/A	87.5%	88.1%	87.7%

* This is based on patients treated on this contract for their most recent course of treatment. Figures in italics indicate the base number of FP17s or Patient Questionnaire responses are less than 100. N/A is shown where the base number of responses is less than 10 during the period. % is calculated as Quantity/Base number*100

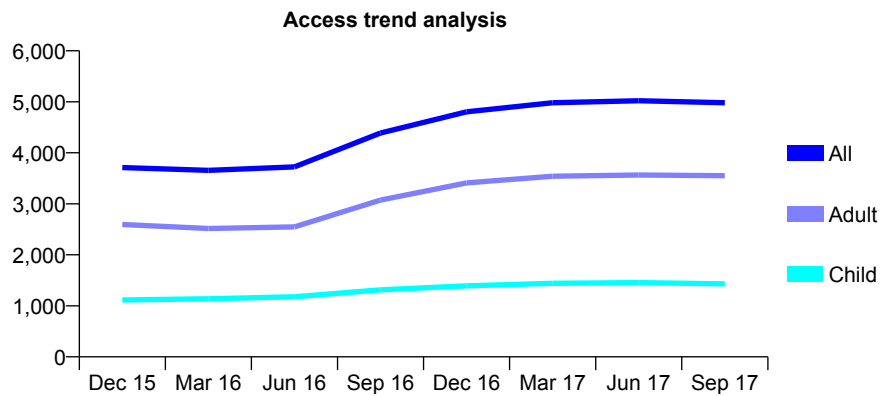
Q46 - Vital Signs At a Glance Contract Report for 109800/0001 - September 2017

Name or company name	Pinfold Dental Practice
Contract type name	GDS Contract
Purpose of contract	General
Contract start date	01/02/2008
Contract end date	

17/18 Contracted general activity (UDA)	19,500
Carry forward general activity (UDA)	134
17/18 Contracted orthodontic activity (UOA)	0
Carry forward orthodontic activity (UOA)	0
Baseline contract value	£599,775.56

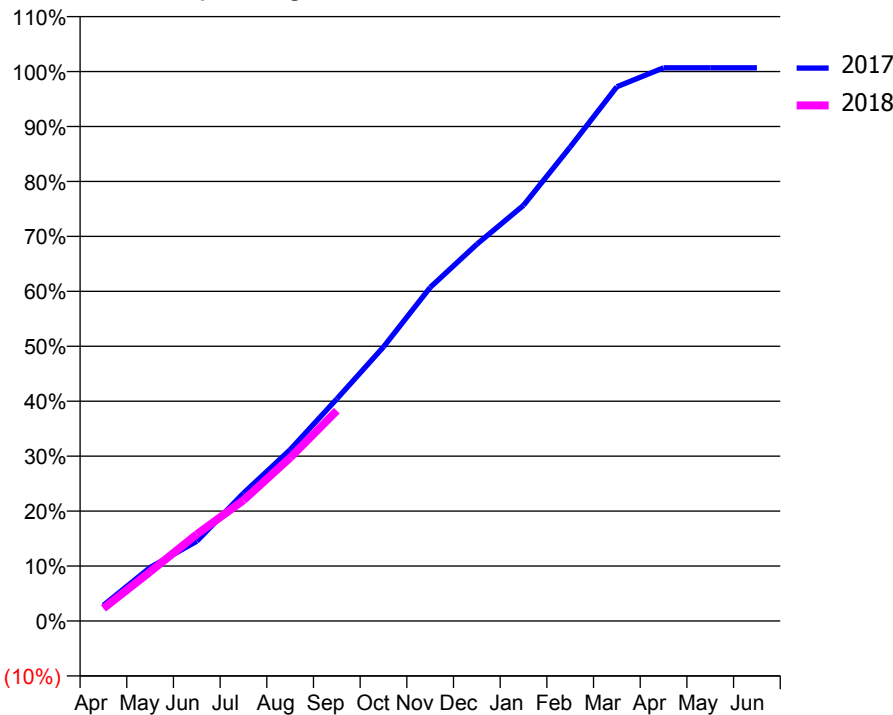
ACCESS*

Patients seen in 24 months	Total	Change since previous quarter
Quarter ending September 2016	4,388	
Quarter ending December 2016	4,803	↑
Quarter ending March 2017	4,982	↑
Quarter ending June 2017	5,021	→
Quarter ending September 2017	4,983	→
Variance since September 2016	13.6%	↑



ACTIVITY

Cumulative percentage of contracted UDA delivered 2017 & 2018



Month	Adjusted Scheduled Activity (UDA)	
	2017	2018
April	533	447
May	1,820	1,749
June	2,714	3,078
July	4,346	4,283
August	5,823	5,795
September	7,549	7,467
October	9,318	
November	11,338	
December	12,804	
January	14,130	
February	16,110	
March	18,158	
April	18,802	
May	18,802	
June	18,802	

QUALITY

	Quantity	Base Number	Contract	AT	Region	England
% of FP17s for the same patient ID Re-attending within 3 months - Children	104	999	10.4%	12.3%	12.8%	11.9%
% of FP17s for the same patient ID Re-attending within 3 months - Adults	524	2,427	21.6%	16.9%	16.5%	15.9%
% of FP17s for the same patient ID Re-attending between 3 & 9 months - Children	559	999	56.0%	57.6%	59.7%	58.1%
% of FP17s for the same patient ID Re-attending between 3 & 9 months - Adults	1,192	2,427	49.1%	50.8%	53.0%	50.6%
% of FP17s for Band 1 Urgent Courses	358	3,193	11.2%	10.4%	9.2%	9.1%
% of FP17s Relating to Free Repair or Replacements	26	3,193	0.8%	0.9%	1.0%	0.8%
% of FP17s Relating to Continuations	119	3,193	3.7%	1.1%	1.2%	1.1%
% of Patients satisfied with the dentistry they have received	6	6	N/A	91.1%	91.6%	91.4%
% of Patients satisfied with the time they had to wait for an appointment	5	6	N/A	87.5%	88.1%	87.7%

* This is based on patients treated on this contract for their most recent course of treatment. Figures in italics indicate the base number of FP17s or Patient Questionnaire responses are less than 100. N/A is shown where the base number of responses is less than 10 during the period. % is calculated as Quantity/Base number*100

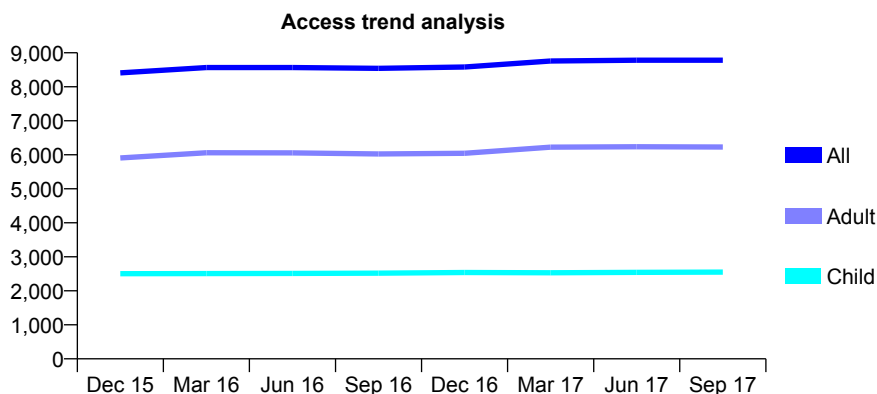
Q46 - Vital Signs At a Glance Contract Report for 109851/0002 - September 2017

Name or company name	Wood & Woolfstein Dental Surgery
Contract type name	GDS Contract
Purpose of contract	General
Contract start date	01/04/2009
Contract end date	

17/18 Contracted general activity (UDA)	29,704
Carry forward general activity (UDA)	0
17/18 Contracted orthodontic activity (UOA)	0
Carry forward orthodontic activity (UOA)	0
Baseline contract value	£979,858.82

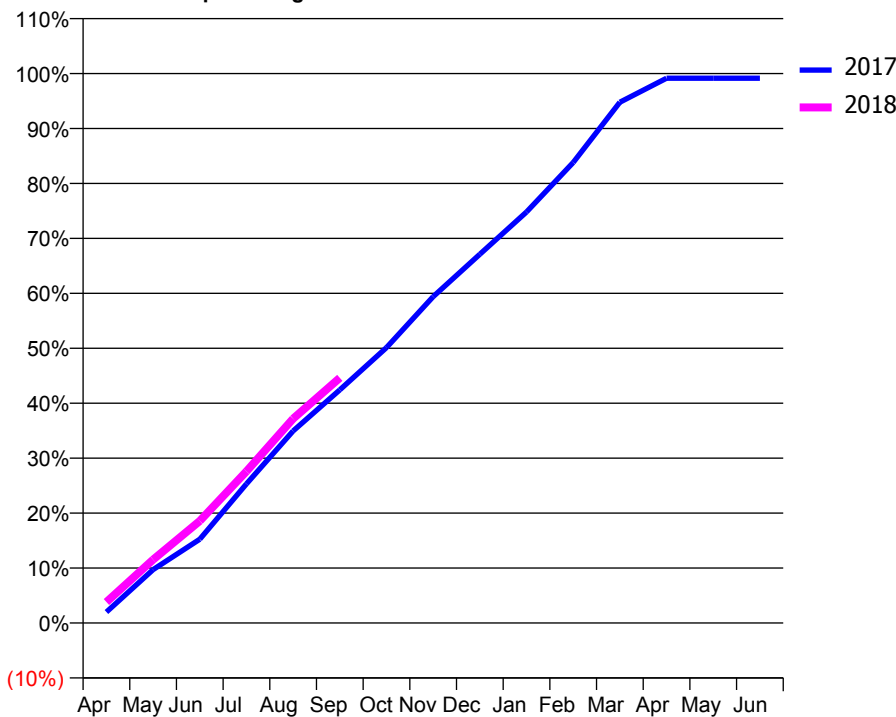
ACCESS*

Patients seen in 24 months	Total	Change since previous quarter
Quarter ending September 2016	8,542	
Quarter ending December 2016	8,584	→
Quarter ending March 2017	8,757	↑
Quarter ending June 2017	8,782	→
Quarter ending September 2017	8,781	→
Variance since September 2016	2.8%	↑



ACTIVITY

Cumulative percentage of contracted UDA delivered 2017 & 2018



Month	Adjusted Scheduled Activity (UDA)	
	2017	2018
April	597	1,133
May	2,887	3,428
June	4,527	5,520
July	7,520	8,199
August	10,382	11,048
September	12,605	13,250
October	14,892	
November	17,642	
December	19,934	
January	22,218	
February	24,891	
March	28,151	
April	29,447	
May	29,450	
June	29,450	

QUALITY

	Quantity	Base Number	Contract	AT	Region	England
% of FP17s for the same patient ID Re-attending within 3 months - Children	233	2,349	9.9%	12.3%	12.8%	11.9%
% of FP17s for the same patient ID Re-attending within 3 months - Adults	893	5,297	16.9%	16.9%	16.5%	15.9%
% of FP17s for the same patient ID Re-attending between 3 & 9 months - Children	1,645	2,349	70.0%	57.6%	59.7%	58.1%
% of FP17s for the same patient ID Re-attending between 3 & 9 months - Adults	3,475	5,297	65.6%	50.8%	53.0%	50.6%
% of FP17s for Band 1 Urgent Courses	498	7,090	7.0%	10.4%	9.2%	9.1%
% of FP17s Relating to Free Repair or Replacements	59	7,090	0.8%	0.9%	1.0%	0.8%
% of FP17s Relating to Continuations	21	7,090	0.3%	1.1%	1.2%	1.1%
% of Patients satisfied with the dentistry they have received	12	12	100.0%	91.1%	91.6%	91.4%
% of Patients satisfied with the time they had to wait for an appointment	12	12	100.0%	87.5%	88.1%	87.7%

* This is based on patients treated on this contract for their most recent course of treatment. Figures in italics indicate the base number of FP17s or Patient Questionnaire responses are less than 100. N/A is shown where the base number of responses is less than 10 during the period. % is calculated as Quantity/Base number*100

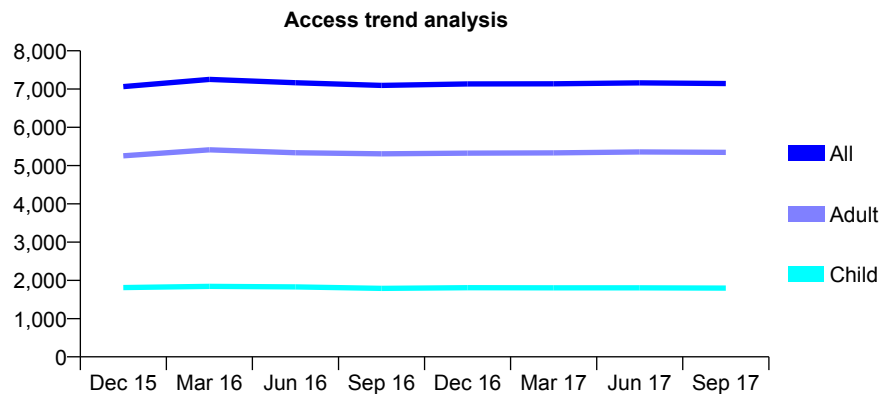
Q46 - Vital Signs At a Glance Contract Report for 110264/0001 - September 2017

Name or company name	Spring Lane Dental Practice Ltd
Contract type name	GDS Contract
Purpose of contract	General
Contract start date	07/04/2014
Contract end date	

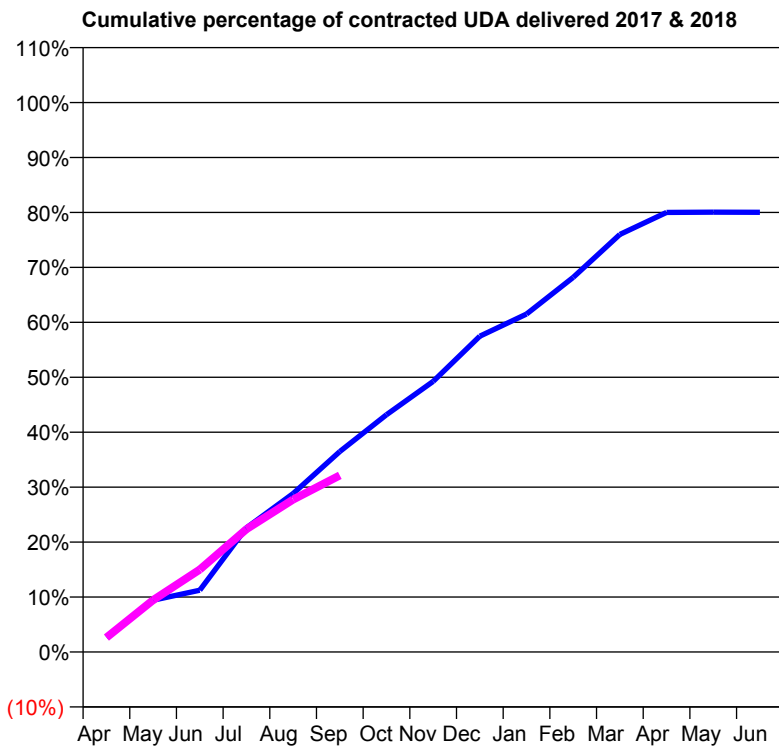
17/18 Contracted general activity (UDA)	21,657
Carry forward general activity (UDA)	0
17/18 Contracted orthodontic activity (UOA)	0
Carry forward orthodontic activity (UOA)	0
Baseline contract value	£609,131.76

ACCESS*

Patients seen in 24 months	Total	Change since previous quarter
Quarter ending September 2016	7,096	
Quarter ending December 2016	7,135	→
Quarter ending March 2017	7,138	→
Quarter ending June 2017	7,160	→
Quarter ending September 2017	7,144	→
Variance since September 2016	0.7%	→



ACTIVITY



Month	Adjusted Scheduled Activity (UDA)	
	2017	2018
April	585	570
May	2,043	2,048
June	2,435	3,253
July	4,894	4,841
August	6,247	6,008
September	7,904	6,963
October	9,351	
November	10,664	
December	12,445	
January	13,320	
February	14,765	
March	16,456	
April	17,324	
May	17,337	
June	17,330	

QUALITY

	Quantity	Base Number	Contract	AT	Region	England
% of FP17s for the same patient ID Re-attending within 3 months - Children	56	1,298	4.3%	12.3%	12.8%	11.9%
% of FP17s for the same patient ID Re-attending within 3 months - Adults	335	3,296	10.2%	16.9%	16.5%	15.9%
% of FP17s for the same patient ID Re-attending between 3 & 9 months - Children	856	1,298	65.9%	57.6%	59.7%	58.1%
% of FP17s for the same patient ID Re-attending between 3 & 9 months - Adults	1,538	3,296	46.7%	50.8%	53.0%	50.6%
% of FP17s for Band 1 Urgent Courses	198	4,178	4.7%	10.4%	9.2%	9.1%
% of FP17s Relating to Free Repair or Replacements	58	4,178	1.4%	0.9%	1.0%	0.8%
% of FP17s Relating to Continuations	11	4,178	0.3%	1.1%	1.2%	1.1%
% of Patients satisfied with the dentistry they have received	7	9	N/A	91.1%	91.6%	91.4%
% of Patients satisfied with the time they had to wait for an appointment	8	9	N/A	87.5%	88.1%	87.7%

* This is based on patients treated on this contract for their most recent course of treatment. Figures in italics indicate the base number of FP17s or Patient Questionnaire responses are less than 100. N/A is shown where the base number of responses is less than 10 during the period. % is calculated as Quantity/Base number*100

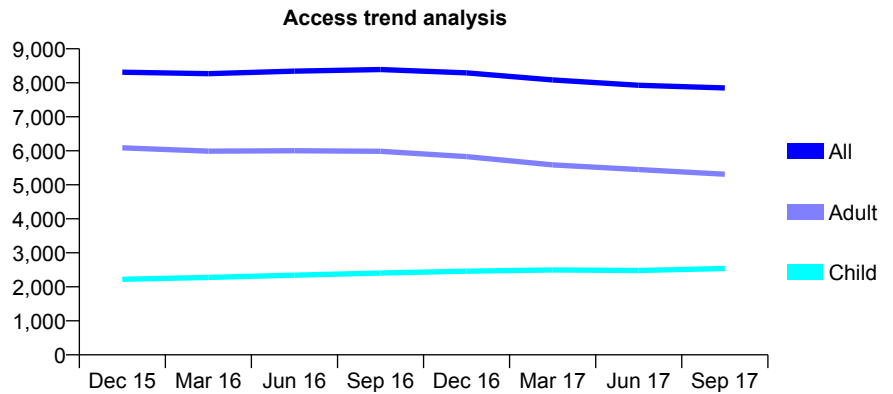
Q46 - Vital Signs At a Glance Contract Report for 111937/0001 - September 2017

Name or company name	Deane Dental
Contract type name	GDS Contract
Purpose of contract	General
Contract start date	01/04/2011
Contract end date	

17/18 Contracted general activity (UDA)	26,200
Carry forward general activity (UDA)	0
17/18 Contracted orthodontic activity (UOA)	0
Carry forward orthodontic activity (UOA)	0
Baseline contract value	£689,473.37

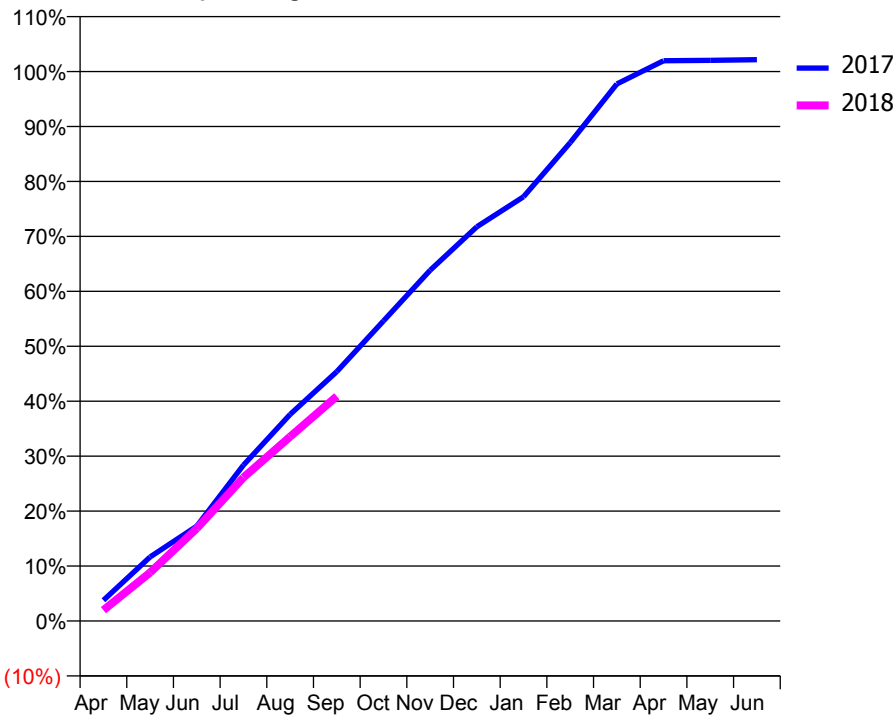
ACCESS*

Patients seen in 24 months	Total	Change since previous quarter
Quarter ending September 2016	8,390	
Quarter ending December 2016	8,292	↓
Quarter ending March 2017	8,084	↓
Quarter ending June 2017	7,928	↓
Quarter ending September 2017	7,850	→
Variance since September 2016	(6.4%)	↓



ACTIVITY

Cumulative percentage of contracted UDA delivered 2017 & 2018



Month	Adjusted Scheduled Activity (UDA)	
	2017	2018
April	986	520
May	3,056	2,312
June	4,523	4,414
July	7,434	6,847
August	9,851	8,788
September	11,895	10,714
October	14,310	
November	16,723	
December	18,800	
January	20,230	
February	22,809	
March	25,609	
April	26,713	
May	26,731	
June	26,764	

QUALITY

	Quantity	Base Number	Contract	AT	Region	England
% of FP17s for the same patient ID Re-attending within 3 months - Children	251	2,024	12.4%	12.3%	12.8%	11.9%
% of FP17s for the same patient ID Re-attending within 3 months - Adults	803	3,550	22.6%	16.9%	16.5%	15.9%
% of FP17s for the same patient ID Re-attending between 3 & 9 months - Children	1,212	2,024	59.9%	57.6%	59.7%	58.1%
% of FP17s for the same patient ID Re-attending between 3 & 9 months - Adults	1,678	3,550	47.3%	50.8%	53.0%	50.6%
% of FP17s for Band 1 Urgent Courses	1,071	5,101	21.0%	10.4%	9.2%	9.1%
% of FP17s Relating to Free Repair or Replacements	101	5,101	2.0%	0.9%	1.0%	0.8%
% of FP17s Relating to Continuations	10	5,101	0.2%	1.1%	1.2%	1.1%
% of Patients satisfied with the dentistry they have received	4	5	N/A	91.1%	91.6%	91.4%
% of Patients satisfied with the time they had to wait for an appointment	3	5	N/A	87.5%	88.1%	87.7%

* This is based on patients treated on this contract for their most recent course of treatment. Figures in italics indicate the base number of FP17s or Patient Questionnaire responses are less than 100. N/A is shown where the base number of responses is less than 10 during the period. % is calculated as Quantity/Base number*100

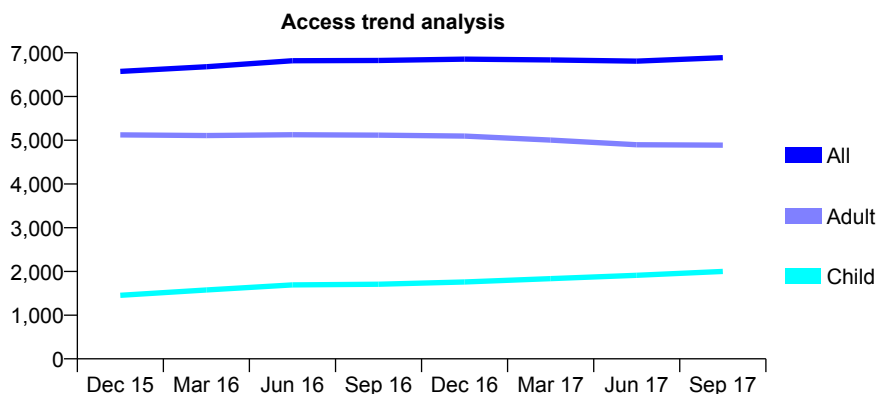
Q46 - Vital Signs At a Glance Contract Report for 112429/0001 - September 2017

Name or company name	Bolton and Bury Dental Practice Partnership
Contract type name	GDS Contract
Purpose of contract	General
Contract start date	01/03/2013
Contract end date	

17/18 Contracted general activity (UDA)	20,000
Carry forward general activity (UDA)	0
17/18 Contracted orthodontic activity (UOA)	0
Carry forward orthodontic activity (UOA)	0
Baseline contract value	£642,963.87

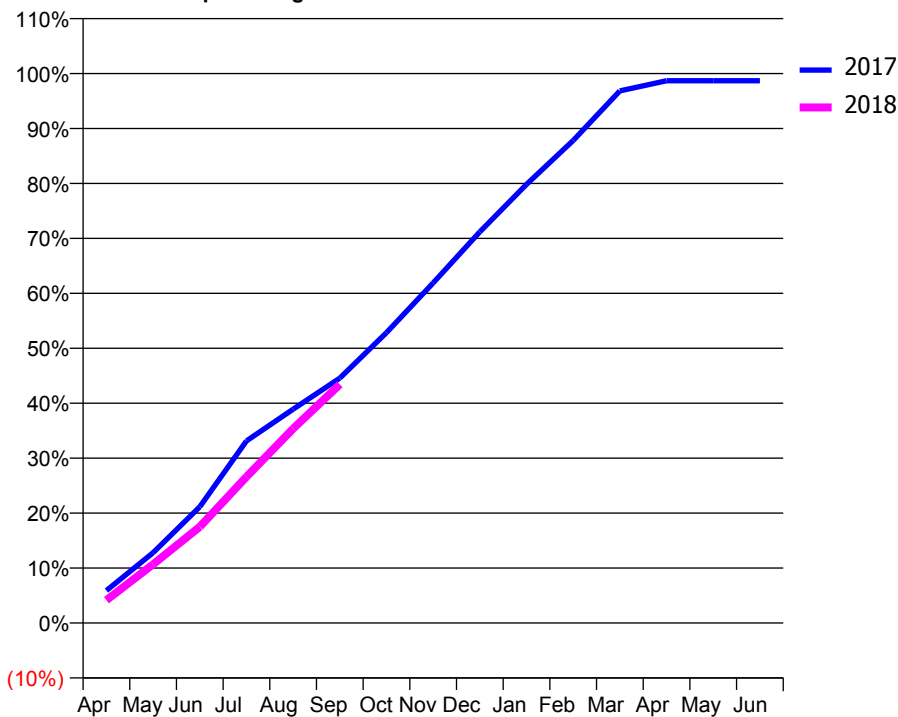
ACCESS*

Patients seen in 24 months	Total	Change since previous quarter
Quarter ending September 2016	6,825	
Quarter ending December 2016	6,854	→
Quarter ending March 2017	6,838	→
Quarter ending June 2017	6,810	→
Quarter ending September 2017	6,888	→
Variance since September 2016	0.9%	→



ACTIVITY

Cumulative percentage of contracted UDA delivered 2017 & 2018



Month	Adjusted Scheduled Activity (UDA)	
	2017	2018
April	1,182	831
May	2,561	2,140
June	4,232	3,499
July	6,630	5,324
August	7,781	7,075
September	8,915	8,683
October	10,569	
November	12,379	
December	14,239	
January	15,965	
February	17,560	
March	19,368	
April	19,735	
May	19,737	
June	19,738	

QUALITY

	Quantity	Base Number	Contract	AT	Region	England
% of FP17s for the same patient ID Re-attending within 3 months - Children	87	1,506	5.8%	12.3%	12.8%	11.9%
% of FP17s for the same patient ID Re-attending within 3 months - Adults	358	2,871	12.5%	16.9%	16.5%	15.9%
% of FP17s for the same patient ID Re-attending between 3 & 9 months - Children	927	1,506	61.6%	57.6%	59.7%	58.1%
% of FP17s for the same patient ID Re-attending between 3 & 9 months - Adults	1,338	2,871	46.6%	50.8%	53.0%	50.6%
% of FP17s for Band 1 Urgent Courses	428	4,162	10.3%	10.4%	9.2%	9.1%
% of FP17s Relating to Free Repair or Replacements	37	4,162	0.9%	0.9%	1.0%	0.8%
% of FP17s Relating to Continuations	46	4,162	1.1%	1.1%	1.2%	1.1%
% of Patients satisfied with the dentistry they have received	18	20	90.0%	91.1%	91.6%	91.4%
% of Patients satisfied with the time they had to wait for an appointment	19	20	95.0%	87.5%	88.1%	87.7%

* This is based on patients treated on this contract for their most recent course of treatment. Figures in italics indicate the base number of FP17s or Patient Questionnaire responses are less than 100. N/A is shown where the base number of responses is less than 10 during the period. % is calculated as Quantity/Base number*100

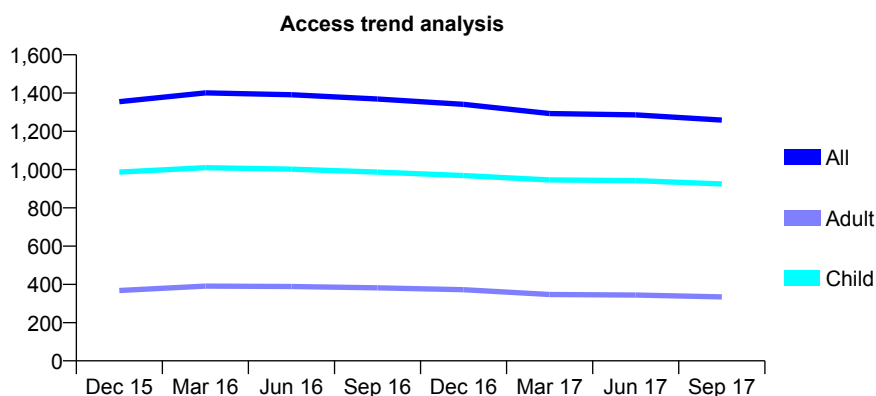
Q46 - Vital Signs At a Glance Contract Report for 112682/0001 - September 2017

Name or company name	Pemberton Dental Practice
Contract type name	GDS Contract
Purpose of contract	General
Contract start date	01/04/2014
Contract end date	

17/18 Contracted general activity (UDA)	5,500
Carry forward general activity (UDA)	0
17/18 Contracted orthodontic activity (UOA)	0
Carry forward orthodontic activity (UOA)	0
Baseline contract value	£136,368.39

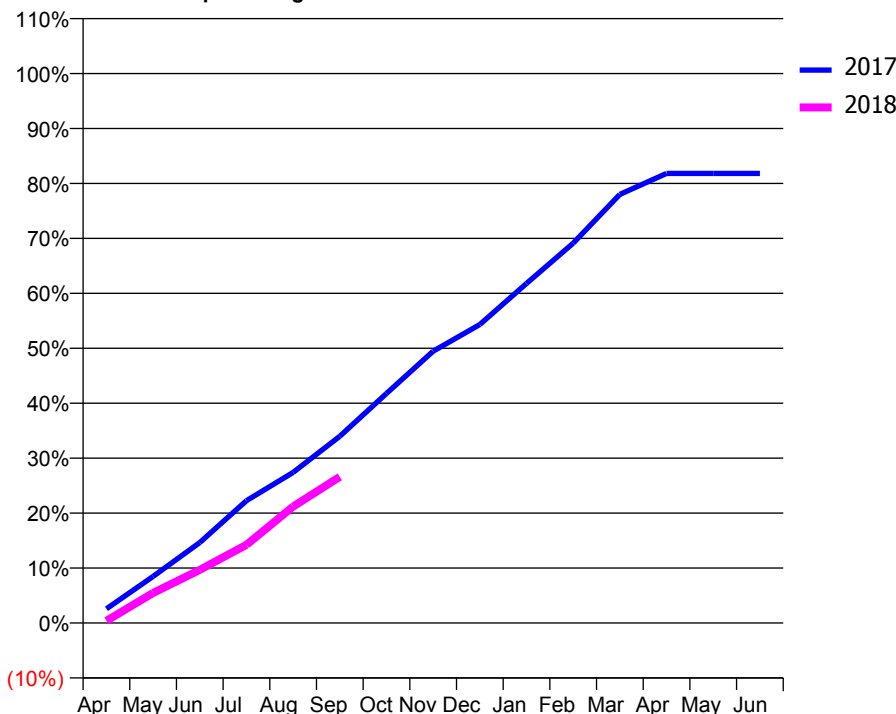
ACCESS*

Patients seen in 24 months	Total	Change since previous quarter
Quarter ending September 2016	1,369	
Quarter ending December 2016	1,341	↓
Quarter ending March 2017	1,293	↓
Quarter ending June 2017	1,286	→
Quarter ending September 2017	1,259	↓
Variance since September 2016	(8.0%)	↓



ACTIVITY

Cumulative percentage of contracted UDA delivered 2017 & 2018



Adjusted Scheduled Activity (UDA)

Month	2017	2018
April	114	22
May	373	301
June	645	532
July	979	783
August	1,206	1,166
September	1,495	1,463
October	1,839	
November	2,177	
December	2,391	
January	2,719	
February	3,042	
March	3,433	
April	3,600	
May	3,600	
June	3,600	

QUALITY

	Quantity	Base Number	Contract	AT	Region	England
% of FP17s for the same patient ID Re-attending within 3 months - Children	131	812	16.1%	12.3%	12.8%	11.9%
% of FP17s for the same patient ID Re-attending within 3 months - Adults	41	181	22.7%	16.9%	16.5%	15.9%
% of FP17s for the same patient ID Re-attending between 3 & 9 months - Children	513	812	63.2%	57.6%	59.7%	58.1%
% of FP17s for the same patient ID Re-attending between 3 & 9 months - Adults	106	181	58.6%	50.8%	53.0%	50.6%
% of FP17s for Band 1 Urgent Courses	32	905	3.5%	10.4%	9.2%	9.1%
% of FP17s Relating to Free Repair or Replacements	0	905	0.0%	0.9%	1.0%	0.8%
% of FP17s Relating to Continuations	0	905	0.0%	1.1%	1.2%	1.1%
% of Patients satisfied with the dentistry they have received	1	1	N/A	91.1%	91.6%	91.4%
% of Patients satisfied with the time they had to wait for an appointment	1	1	N/A	87.5%	88.1%	87.7%

* This is based on patients treated on this contract for their most recent course of treatment. Figures in italics indicate the base number of FP17s or Patient Questionnaire responses are less than 100. N/A is shown where the base number of responses is less than 10 during the period. % is calculated as Quantity/Base number*100

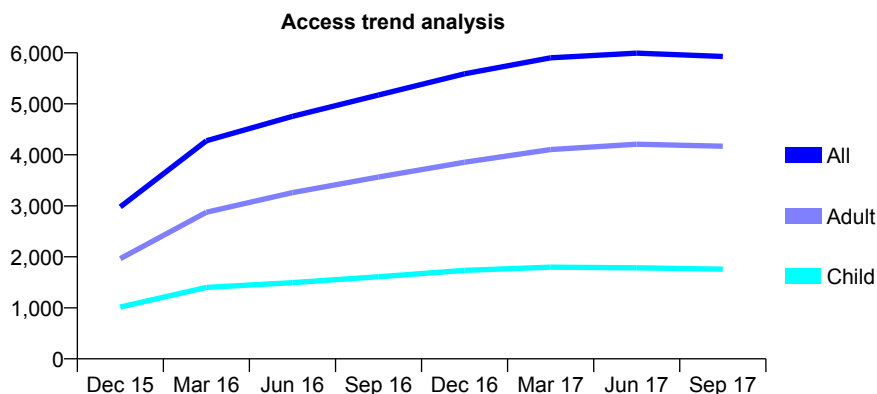
Q46 - Vital Signs At a Glance Contract Report for 112836/0001 - September 2017

Name or company name	Ripponden Road Dental Practice Partnersh
Contract type name	GDS Contract
Purpose of contract	General
Contract start date	30/07/2015
Contract end date	

17/18 Contracted general activity (UDA)	17,909
Carry forward general activity (UDA)	0
17/18 Contracted orthodontic activity (UOA)	0
Carry forward orthodontic activity (UOA)	0
Baseline contract value	£550,494.30

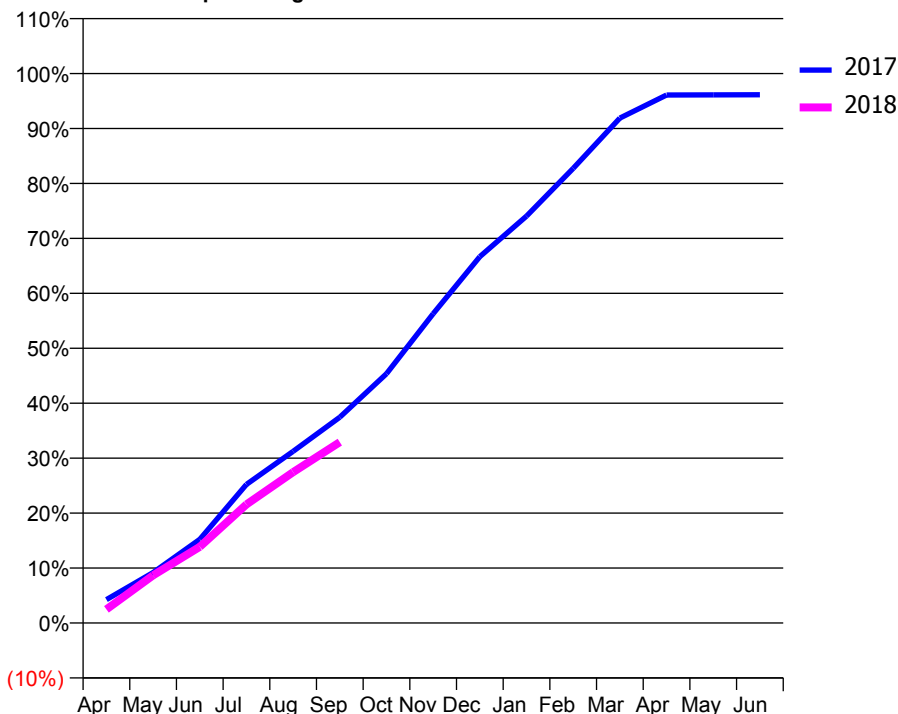
ACCESS*

Patients seen in 24 months	Total	Change since previous quarter
Quarter ending September 2016	5,173	
Quarter ending December 2016	5,589	↑
Quarter ending March 2017	5,902	↑
Quarter ending June 2017	5,994	→
Quarter ending September 2017	5,927	↓
Variance since September 2016	14.6%	↑



ACTIVITY

Cumulative percentage of contracted UDA delivered 2017 & 2018



Adjusted Scheduled Activity (UDA)

Month	2017	2018
April	761	445
May	1,645	1,555
June	2,727	2,484
July	4,517	3,868
August	5,597	4,915
September	6,707	5,895
October	8,126	
November	10,082	
December	11,940	
January	13,262	
February	14,816	
March	16,454	
April	17,207	
May	17,214	
June	17,215	

QUALITY

	Quantity	Base Number	Contract	AT	Region	England
% of FP17s for the same patient ID Re-attending within 3 months - Children	95	1,041	9.1%	12.3%	12.8%	11.9%
% of FP17s for the same patient ID Re-attending within 3 months - Adults	358	2,427	14.8%	16.9%	16.5%	15.9%
% of FP17s for the same patient ID Re-attending between 3 & 9 months - Children	716	1,041	68.8%	57.6%	59.7%	58.1%
% of FP17s for the same patient ID Re-attending between 3 & 9 months - Adults	1,468	2,427	60.5%	50.8%	53.0%	50.6%
% of FP17s for Band 1 Urgent Courses	375	3,117	12.0%	10.4%	9.2%	9.1%
% of FP17s Relating to Free Repair or Replacements	10	3,117	0.3%	0.9%	1.0%	0.8%
% of FP17s Relating to Continuations	37	3,117	1.2%	1.1%	1.2%	1.1%
% of Patients satisfied with the dentistry they have received	4	4	N/A	91.1%	91.6%	91.4%
% of Patients satisfied with the time they had to wait for an appointment	4	4	N/A	87.5%	88.1%	87.7%

* This is based on patients treated on this contract for their most recent course of treatment. Figures in italics indicate the base number of FP17s or Patient Questionnaire responses are less than 100. N/A is shown where the base number of responses is less than 10 during the period. % is calculated as Quantity/Base number*100

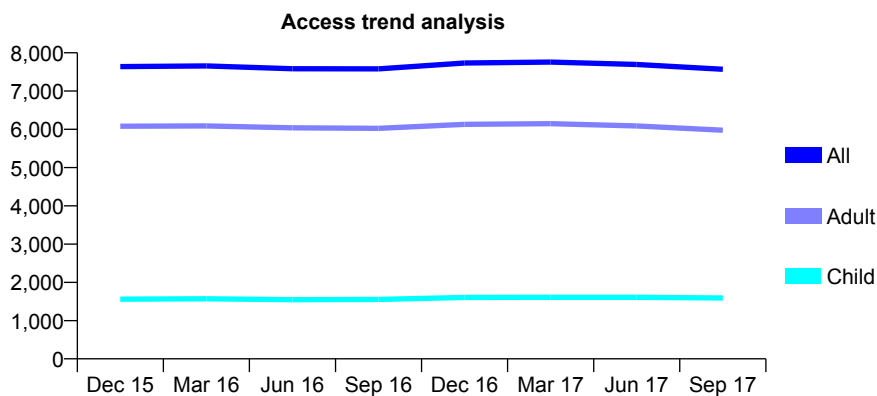
Q46 - Vital Signs At a Glance Contract Report for 114022/0001 - September 2017

Name or company name	Marjory Lees Dental Centre
Contract type name	GDS Contract
Purpose of contract	General
Contract start date	01/03/2014
Contract end date	

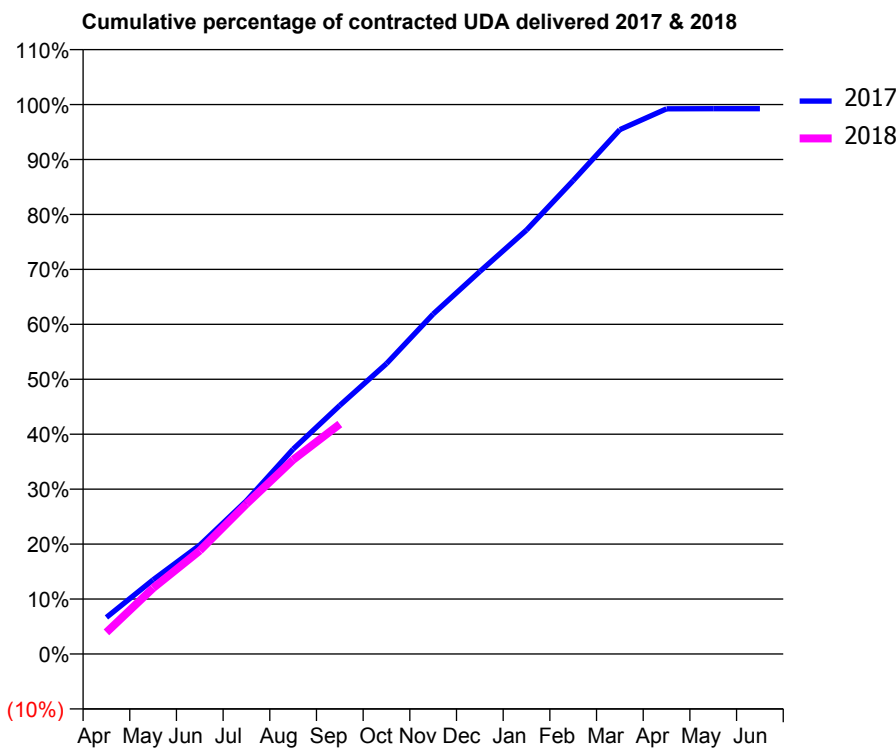
17/18 Contracted general activity (UDA)	24,594
Carry forward general activity (UDA)	0
17/18 Contracted orthodontic activity (UOA)	0
Carry forward orthodontic activity (UOA)	0
Baseline contract value	£909,214.12

ACCESS*

Patients seen in 24 months	Total	Change since previous quarter
Quarter ending September 2016	7,579	
Quarter ending December 2016	7,734	↑
Quarter ending March 2017	7,757	→
Quarter ending June 2017	7,696	→
Quarter ending September 2017	7,568	↓
Variance since September 2016	(0.1%)	→



ACTIVITY



Month	Adjusted Scheduled Activity (UDA)	
	2017	2018
April	1,638	968
May	3,324	2,948
June	4,875	4,629
July	6,862	6,719
August	9,168	8,691
September	11,127	10,292
October	12,993	
November	15,213	
December	17,121	
January	18,977	
February	21,189	
March	23,470	
April	24,403	
May	24,407	
June	24,407	

QUALITY

	Quantity	Base Number	Contract	AT	Region	England
% of FP17s for the same patient ID Re-attending within 3 months - Children	304	1,871	16.2%	12.3%	12.8%	11.9%
% of FP17s for the same patient ID Re-attending within 3 months - Adults	827	4,798	17.2%	16.9%	16.5%	15.9%
% of FP17s for the same patient ID Re-attending between 3 & 9 months - Children	1,268	1,871	67.8%	57.6%	59.7%	58.1%
% of FP17s for the same patient ID Re-attending between 3 & 9 months - Adults	2,937	4,798	61.2%	50.8%	53.0%	50.6%
% of FP17s for Band 1 Urgent Courses	513	6,202	8.3%	10.4%	9.2%	9.1%
% of FP17s Relating to Free Repair or Replacements	50	6,202	0.8%	0.9%	1.0%	0.8%
% of FP17s Relating to Continuations	102	6,202	1.6%	1.1%	1.2%	1.1%
% of Patients satisfied with the dentistry they have received	12	12	100.0%	91.1%	91.6%	91.4%
% of Patients satisfied with the time they had to wait for an appointment	10	12	83.3%	87.5%	88.1%	87.7%

* This is based on patients treated on this contract for their most recent course of treatment. Figures in italics indicate the base number of FP17s or Patient Questionnaire responses are less than 100. N/A is shown where the base number of responses is less than 10 during the period. % is calculated as Quantity/Base number*100

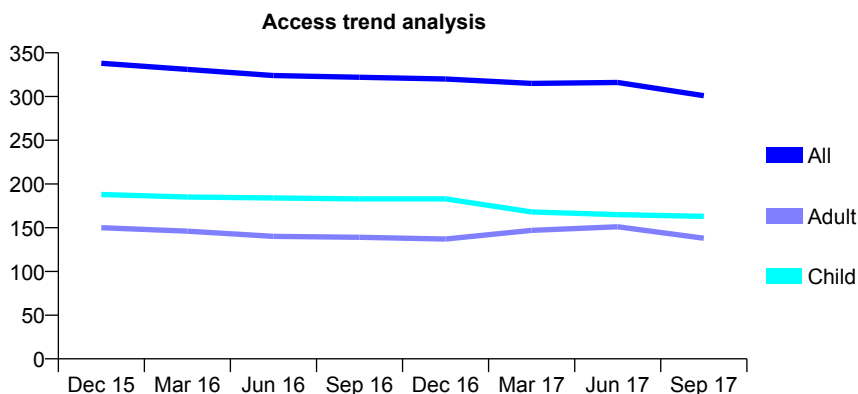
Q46 - Vital Signs At a Glance Contract Report for 114596/0001 - September 2017

Name or company name	Scott & Scott Dental Practice
Contract type name	GDS Contract
Purpose of contract	General
Contract start date	01/04/2006
Contract end date	

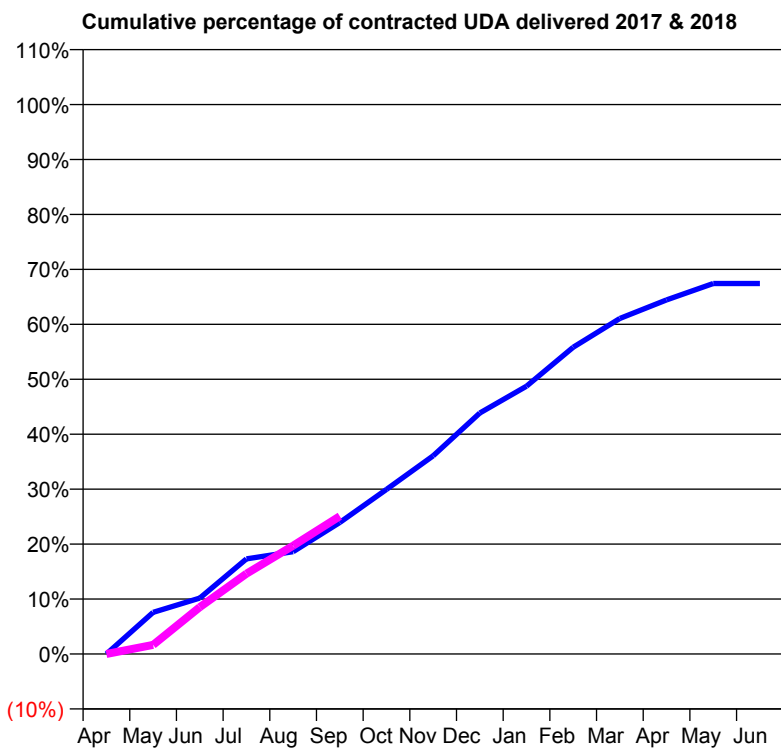
17/18 Contracted general activity (UDA)	1,475
Carry forward general activity (UDA)	0
17/18 Contracted orthodontic activity (UOA)	0
Carry forward orthodontic activity (UOA)	0
Baseline contract value	£35,290.44

ACCESS*

Patients seen in 24 months	Total	Change since previous quarter
Quarter ending September 2016	322	
Quarter ending December 2016	320	→
Quarter ending March 2017	315	↓
Quarter ending June 2017	316	→
Quarter ending September 2017	301	↓
Variance since September 2016	(6.5%)	↓



ACTIVITY



Month	Adjusted Scheduled Activity (UDA)	
	2017	2018
April	0	0
May	112	24
June	150	126
July	255	216
August	275	291
September	353	370
October	442	
November	532	
December	647	
January	719	
February	823	
March	901	
April	950	
May	995	
June	995	

QUALITY

	Quantity	Base Number	Contract	AT	Region	England
% of FP17s for the same patient ID Re-attending within 3 months - Children	6	138	4.3%	12.3%	12.8%	11.9%
% of FP17s for the same patient ID Re-attending within 3 months - Adults	21	86	24.4%	16.9%	16.5%	15.9%
% of FP17s for the same patient ID Re-attending between 3 & 9 months - Children	97	138	70.3%	57.6%	59.7%	58.1%
% of FP17s for the same patient ID Re-attending between 3 & 9 months - Adults	42	86	48.8%	50.8%	53.0%	50.6%
% of FP17s for Band 1 Urgent Courses	15	186	8.1%	10.4%	9.2%	9.1%
% of FP17s Relating to Free Repair or Replacements	1	186	0.5%	0.9%	1.0%	0.8%
% of FP17s Relating to Continuations	1	186	0.5%	1.1%	1.2%	1.1%
% of Patients satisfied with the dentistry they have received	0	0	N/A	91.1%	91.6%	91.4%
% of Patients satisfied with the time they had to wait for an appointment	0	0	N/A	87.5%	88.1%	87.7%

* This is based on patients treated on this contract for their most recent course of treatment. Figures in italics indicate the base number of FP17s or Patient Questionnaire responses are less than 100. N/A is shown where the base number of responses is less than 10 during the period. % is calculated as Quantity/Base number*100

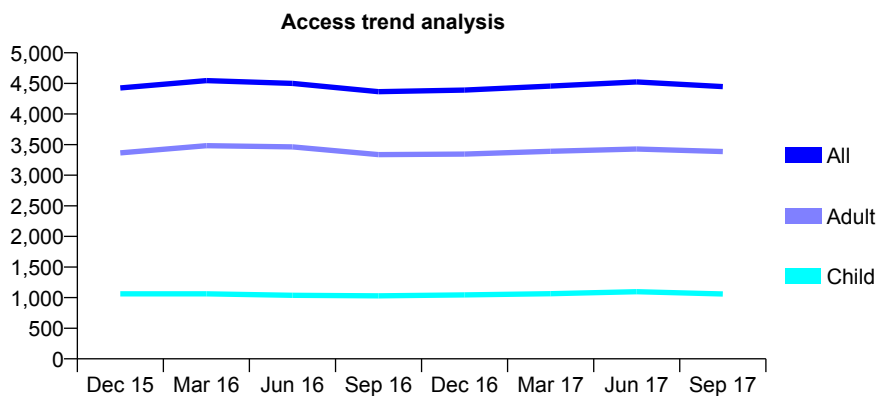
Q46 - Vital Signs At a Glance Contract Report for 115657/0001 - September 2017

Name or company name	the dental practice
Contract type name	GDS Contract
Purpose of contract	General
Contract start date	01/01/2011
Contract end date	

17/18 Contracted general activity (UDA)	15,833
Carry forward general activity (UDA)	0
17/18 Contracted orthodontic activity (UOA)	0
Carry forward orthodontic activity (UOA)	0
Baseline contract value	£502,059.25

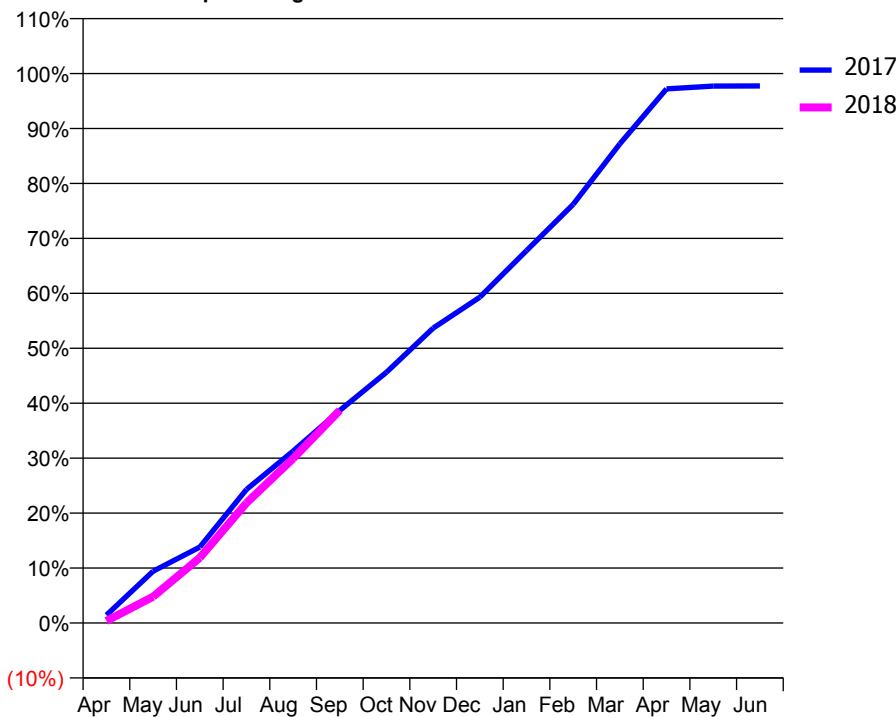
ACCESS*

Patients seen in 24 months	Total	Change since previous quarter
Quarter ending September 2016	4,366	
Quarter ending December 2016	4,390	→
Quarter ending March 2017	4,456	→
Quarter ending June 2017	4,524	→
Quarter ending September 2017	4,447	↓
Variance since September 2016	1.9%	→



ACTIVITY

Cumulative percentage of contracted UDA delivered 2017 & 2018



Adjusted Scheduled Activity (UDA)

Month	2017	2018
April	230	58
May	1,494	760
June	2,188	1,880
July	3,847	3,461
August	4,955	4,740
September	6,125	6,131
October	7,225	
November	8,497	
December	9,389	
January	10,728	
February	12,061	
March	13,808	
April	15,388	
May	15,472	
June	15,473	

QUALITY

	Quantity	Base Number	Contract	AT	Region	England
% of FP17s for the same patient ID Re-attending within 3 months - Children	70	653	10.7%	12.3%	12.8%	11.9%
% of FP17s for the same patient ID Re-attending within 3 months - Adults	344	1,953	17.6%	16.9%	16.5%	15.9%
% of FP17s for the same patient ID Re-attending between 3 & 9 months - Children	263	653	40.3%	57.6%	59.7%	58.1%
% of FP17s for the same patient ID Re-attending between 3 & 9 months - Adults	669	1,953	34.3%	50.8%	53.0%	50.6%
% of FP17s for Band 1 Urgent Courses	300	2,154	13.9%	10.4%	9.2%	9.1%
% of FP17s Relating to Free Repair or Replacements	14	2,154	0.6%	0.9%	1.0%	0.8%
% of FP17s Relating to Continuations	31	2,154	1.4%	1.1%	1.2%	1.1%
% of Patients satisfied with the dentistry they have received	2	2	N/A	91.1%	91.6%	91.4%
% of Patients satisfied with the time they had to wait for an appointment	2	2	N/A	87.5%	88.1%	87.7%

* This is based on patients treated on this contract for their most recent course of treatment. Figures in italics indicate the base number of FP17s or Patient Questionnaire responses are less than 100. N/A is shown where the base number of responses is less than 10 during the period. % is calculated as Quantity/Base number*100

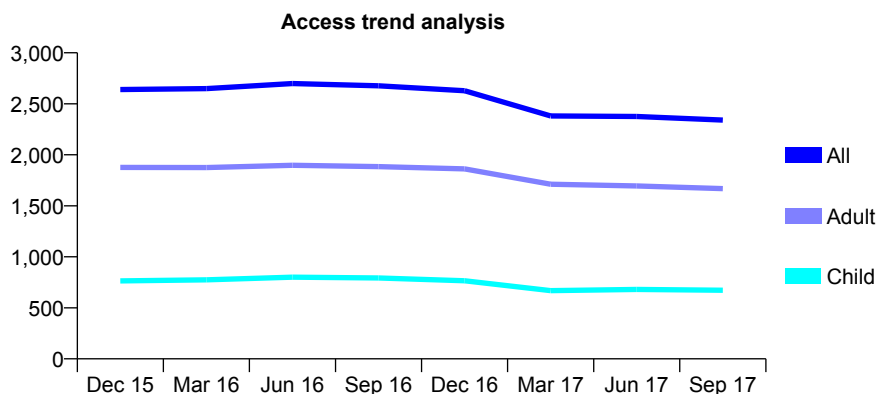
Q46 - Vital Signs At a Glance Contract Report for 115835/0001 - September 2017

Name or company name	Talking Teeth
Contract type name	GDS Contract
Purpose of contract	General
Contract start date	01/11/2013
Contract end date	

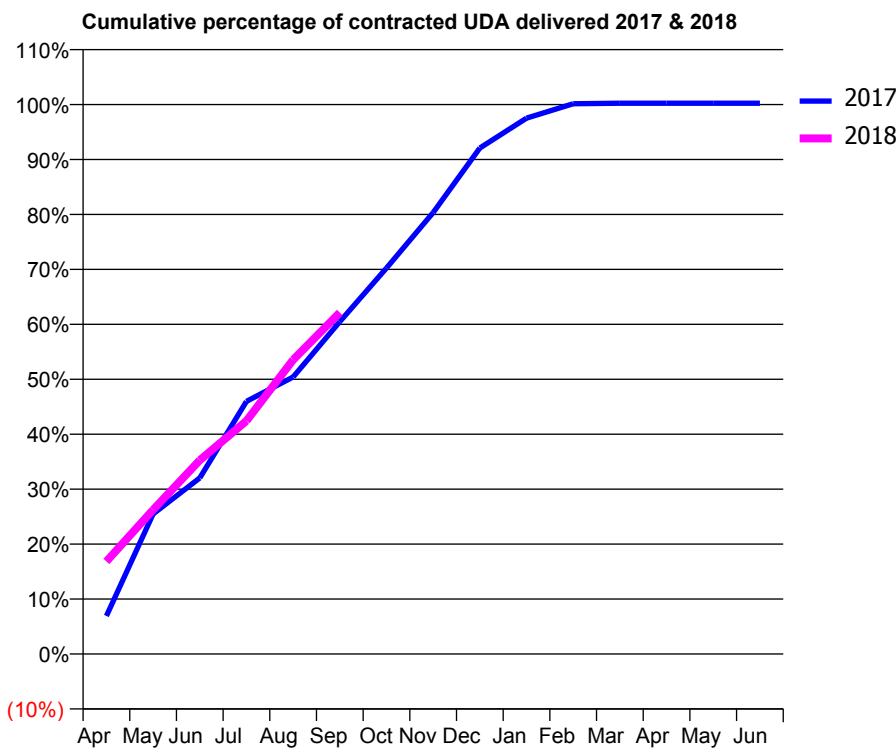
17/18 Contracted general activity (UDA)	6,297
Carry forward general activity (UDA)	0
17/18 Contracted orthodontic activity (UOA)	0
Carry forward orthodontic activity (UOA)	0
Baseline contract value	£139,771.34

ACCESS*

Patients seen in 24 months	Total	Change since previous quarter
Quarter ending September 2016	2,677	
Quarter ending December 2016	2,628	↓
Quarter ending March 2017	2,381	↓
Quarter ending June 2017	2,376	→
Quarter ending September 2017	2,341	↓
Variance since September 2016	(12.6%)	↓



ACTIVITY



Month	Adjusted Scheduled Activity (UDA)	
	2017	2018
April	436	1,061
May	1,605	1,653
June	2,017	2,221
July	2,895	2,672
August	3,175	3,371
September	3,809	3,913
October	4,423	
November	5,059	
December	5,798	
January	6,141	
February	6,305	
March	6,311	
April	6,312	
May	6,312	
June	6,312	

QUALITY

	Quantity	Base Number	Contract	AT	Region	England
% of FP17s for the same patient ID Re-attending within 3 months - Children	48	532	9.0%	12.3%	12.8%	11.9%
% of FP17s for the same patient ID Re-attending within 3 months - Adults	146	1,241	11.8%	16.9%	16.5%	15.9%
% of FP17s for the same patient ID Re-attending between 3 & 9 months - Children	271	532	50.9%	57.6%	59.7%	58.1%
% of FP17s for the same patient ID Re-attending between 3 & 9 months - Adults	684	1,241	55.1%	50.8%	53.0%	50.6%
% of FP17s for Band 1 Urgent Courses	134	1,773	7.6%	10.4%	9.2%	9.1%
% of FP17s Relating to Free Repair or Replacements	18	1,773	1.0%	0.9%	1.0%	0.8%
% of FP17s Relating to Continuations	3	1,773	0.2%	1.1%	1.2%	1.1%
% of Patients satisfied with the dentistry they have received	0	0	N/A	91.1%	91.6%	91.4%
% of Patients satisfied with the time they had to wait for an appointment	0	0	N/A	87.5%	88.1%	87.7%

* This is based on patients treated on this contract for their most recent course of treatment. Figures in italics indicate the base number of FP17s or Patient Questionnaire responses are less than 100. N/A is shown where the base number of responses is less than 10 during the period. % is calculated as Quantity/Base number*100

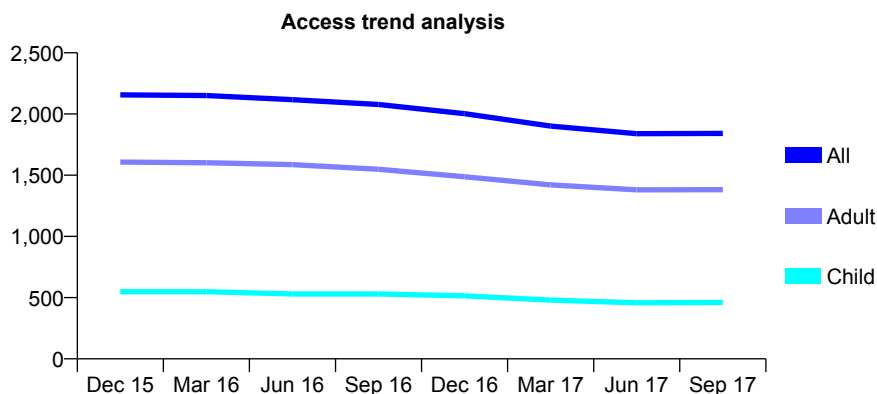
Q46 - Vital Signs At a Glance Contract Report for 116009/0001 - September 2017

Name or company name	Kathcare Ltd
Contract type name	GDS Contract
Purpose of contract	General
Contract start date	01/04/2010
Contract end date	

17/18 Contracted general activity (UDA)	6,500
Carry forward general activity (UDA)	0
17/18 Contracted orthodontic activity (UOA)	0
Carry forward orthodontic activity (UOA)	0
Baseline contract value	£197,418.44

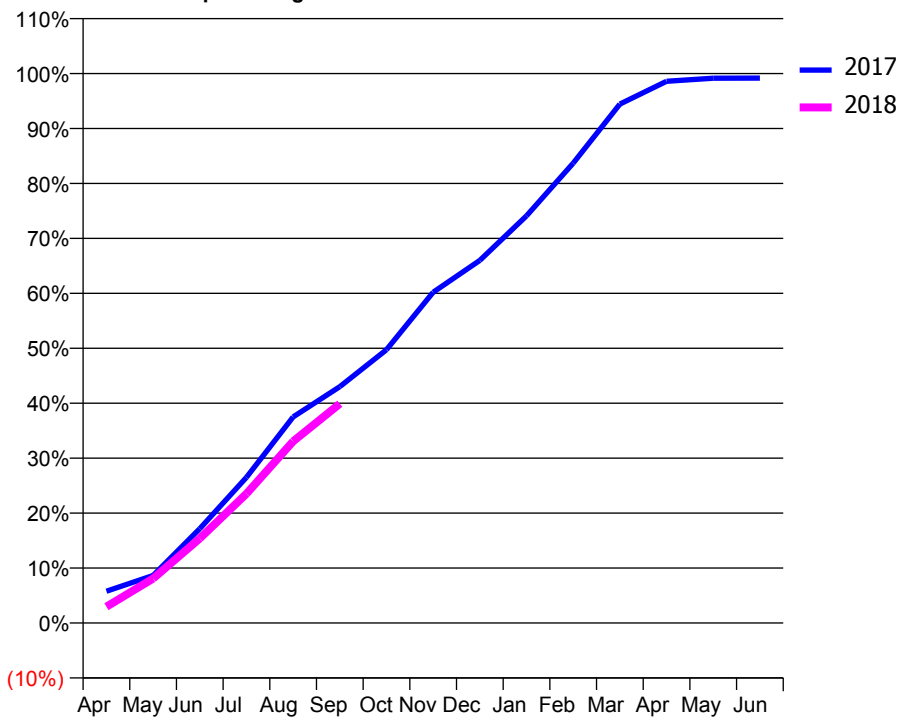
ACCESS*

Patients seen in 24 months	Total	Change since previous quarter
Quarter ending September 2016	2,078	
Quarter ending December 2016	2,003	↓
Quarter ending March 2017	1,901	↓
Quarter ending June 2017	1,839	↓
Quarter ending September 2017	1,842	→
Variance since September 2016	(11.4%)	↓



ACTIVITY

Cumulative percentage of contracted UDA delivered 2017 & 2018



Month	Adjusted Scheduled Activity (UDA)	
	2017	2018
April	377	193
May	563	525
June	1,116	1,001
July	1,724	1,529
August	2,438	2,148
September	2,796	2,593
October	3,233	
November	3,912	
December	4,290	
January	4,817	
February	5,439	
March	6,138	
April	6,408	
May	6,444	
June	6,447	

QUALITY

	Quantity	Base Number	Contract	AT	Region	England
% of FP17s for the same patient ID Re-attending within 3 months - Children	33	330	10.0%	12.3%	12.8%	11.9%
% of FP17s for the same patient ID Re-attending within 3 months - Adults	158	852	18.5%	16.9%	16.5%	15.9%
% of FP17s for the same patient ID Re-attending between 3 & 9 months - Children	166	330	50.3%	57.6%	59.7%	58.1%
% of FP17s for the same patient ID Re-attending between 3 & 9 months - Adults	343	852	40.3%	50.8%	53.0%	50.6%
% of FP17s for Band 1 Urgent Courses	102	1,074	9.5%	10.4%	9.2%	9.1%
% of FP17s Relating to Free Repair or Replacements	5	1,074	0.5%	0.9%	1.0%	0.8%
% of FP17s Relating to Continuations	14	1,074	1.3%	1.1%	1.2%	1.1%
% of Patients satisfied with the dentistry they have received	1	2	N/A	91.1%	91.6%	91.4%
% of Patients satisfied with the time they had to wait for an appointment	2	2	N/A	87.5%	88.1%	87.7%

* This is based on patients treated on this contract for their most recent course of treatment. Figures in italics indicate the base number of FP17s or Patient Questionnaire responses are less than 100. N/A is shown where the base number of responses is less than 10 during the period. % is calculated as Quantity/Base number*100

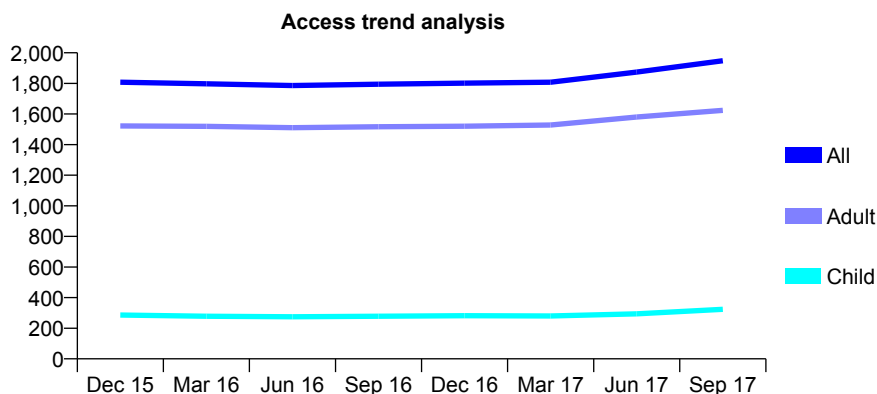
Q46 - Vital Signs At a Glance Contract Report for 116440/0001 - September 2017

Name or company name	Pracny and Strass Dental Practice
Contract type name	GDS Contract
Purpose of contract	General
Contract start date	01/04/2006
Contract end date	

17/18 Contracted general activity (UDA)	7,202
Carry forward general activity (UDA)	0
17/18 Contracted orthodontic activity (UOA)	0
Carry forward orthodontic activity (UOA)	0
Baseline contract value	£169,757.23

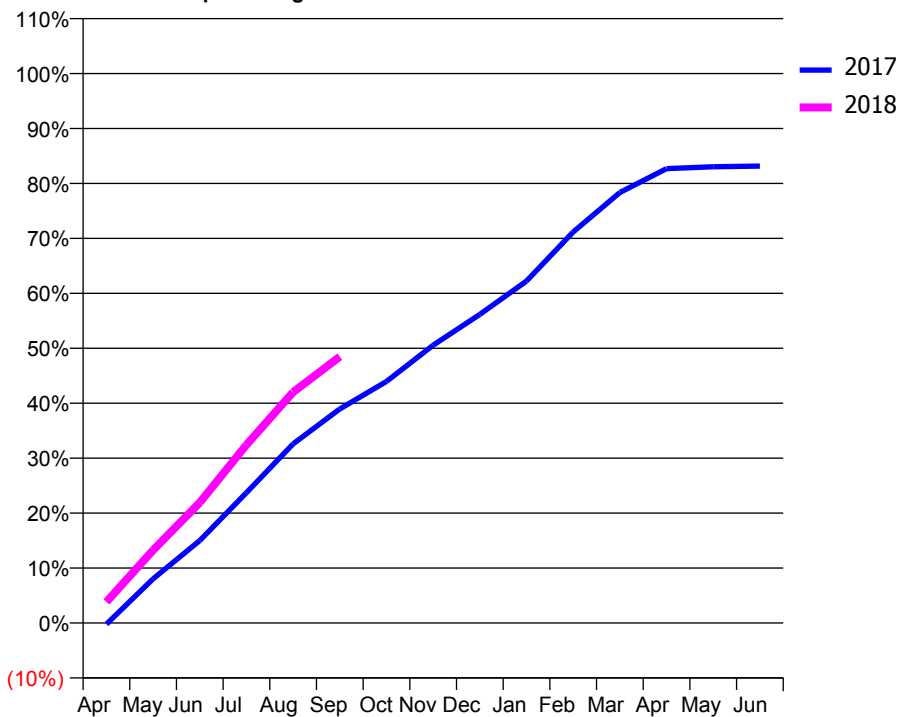
ACCESS*

Patients seen in 24 months	Total	Change since previous quarter
Quarter ending September 2016	1,795	
Quarter ending December 2016	1,802	→
Quarter ending March 2017	1,808	→
Quarter ending June 2017	1,874	↑
Quarter ending September 2017	1,948	↑
Variance since September 2016	8.5%	↑



ACTIVITY

Cumulative percentage of contracted UDA delivered 2017 & 2018



Month	Adjusted Scheduled Activity (UDA)	
	2017	2018
April	-16	277
May	580	955
June	1,081	1,579
July	1,708	2,336
August	2,347	3,027
September	2,806	3,492
October	3,167	
November	3,642	
December	4,046	
January	4,482	
February	5,126	
March	5,642	
April	5,955	
May	5,980	
June	5,989	

QUALITY

	Quantity	Base Number	Contract	AT	Region	England
% of FP17s for the same patient ID Re-attending within 3 months - Children	30	270	11.1%	12.3%	12.8%	11.9%
% of FP17s for the same patient ID Re-attending within 3 months - Adults	230	1,508	15.3%	16.9%	16.5%	15.9%
% of FP17s for the same patient ID Re-attending between 3 & 9 months - Children	143	270	53.0%	57.6%	59.7%	58.1%
% of FP17s for the same patient ID Re-attending between 3 & 9 months - Adults	862	1,508	57.2%	50.8%	53.0%	50.6%
% of FP17s for Band 1 Urgent Courses	99	1,641	6.0%	10.4%	9.2%	9.1%
% of FP17s Relating to Free Repair or Replacements	5	1,641	0.3%	0.9%	1.0%	0.8%
% of FP17s Relating to Continuations	60	1,641	3.7%	1.1%	1.2%	1.1%
% of Patients satisfied with the dentistry they have received	7	9	N/A	91.1%	91.6%	91.4%
% of Patients satisfied with the time they had to wait for an appointment	8	9	N/A	87.5%	88.1%	87.7%

* This is based on patients treated on this contract for their most recent course of treatment. Figures in italics indicate the base number of FP17s or Patient Questionnaire responses are less than 100. N/A is shown where the base number of responses is less than 10 during the period. % is calculated as Quantity/Base number*100

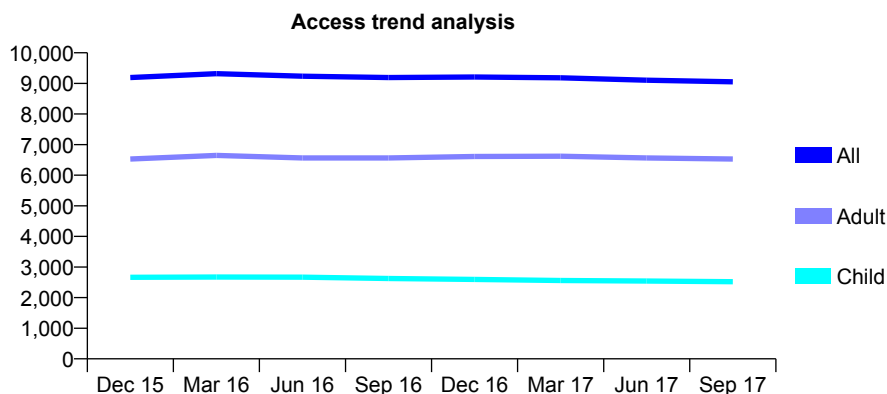
Q46 - Vital Signs At a Glance Contract Report for 116580/0001 - September 2017

Name or company name	Drake Dental Practice
Contract type name	GDS Contract
Purpose of contract	General
Contract start date	01/04/2014
Contract end date	

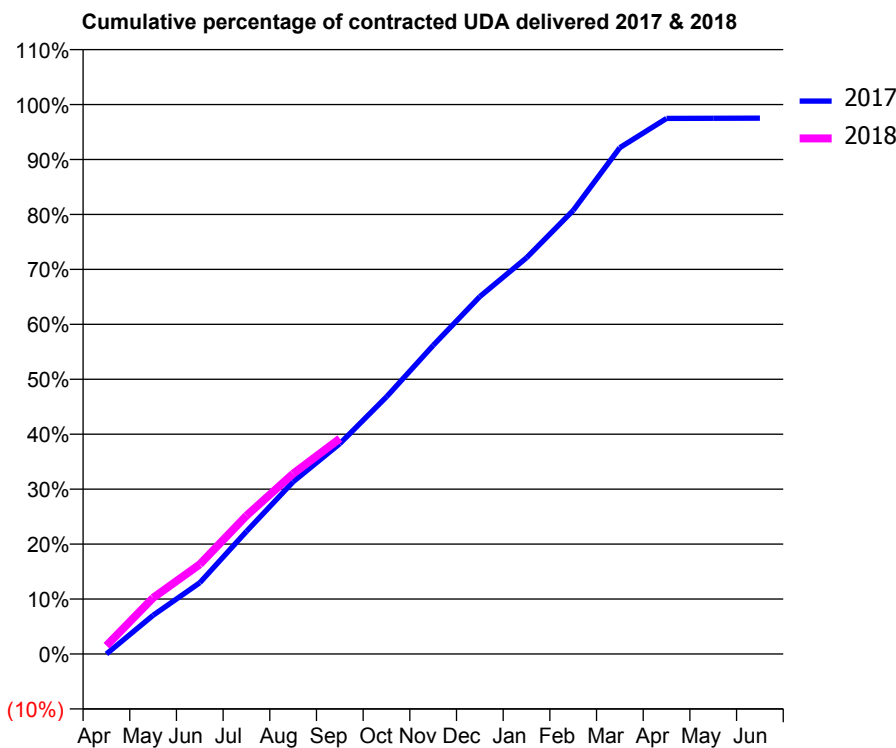
17/18 Contracted general activity (UDA)	32,499
Carry forward general activity (UDA)	0
17/18 Contracted orthodontic activity (UOA)	0
Carry forward orthodontic activity (UOA)	0
Baseline contract value	£832,529.34

ACCESS*

Patients seen in 24 months	Total	Change since previous quarter
Quarter ending September 2016	9,191	
Quarter ending December 2016	9,207	→
Quarter ending March 2017	9,184	→
Quarter ending June 2017	9,105	→
Quarter ending September 2017	9,051	→
Variance since September 2016	(1.5%)	↓



ACTIVITY



Month	Adjusted Scheduled Activity (UDA)	
	2017	2018
April	1	494
May	2,291	3,321
June	4,216	5,305
July	7,251	8,180
August	10,184	10,670
September	12,441	12,740
October	15,210	
November	18,250	
December	21,143	
January	23,436	
February	26,233	
March	29,950	
April	31,675	
May	31,688	
June	31,696	

QUALITY

	Quantity	Base Number	Contract	AT	Region	England
% of FP17s for the same patient ID Re-attending within 3 months - Children	280	2,294	12.2%	12.3%	12.8%	11.9%
% of FP17s for the same patient ID Re-attending within 3 months - Adults	1,007	5,292	19.0%	16.9%	16.5%	15.9%
% of FP17s for the same patient ID Re-attending between 3 & 9 months - Children	1,480	2,294	64.5%	57.6%	59.7%	58.1%
% of FP17s for the same patient ID Re-attending between 3 & 9 months - Adults	3,112	5,292	58.8%	50.8%	53.0%	50.6%
% of FP17s for Band 1 Urgent Courses	810	6,855	11.8%	10.4%	9.2%	9.1%
% of FP17s Relating to Free Repair or Replacements	44	6,855	0.6%	0.9%	1.0%	0.8%
% of FP17s Relating to Continuations	21	6,855	0.3%	1.1%	1.2%	1.1%
% of Patients satisfied with the dentistry they have received	8	9	N/A	91.1%	91.6%	91.4%
% of Patients satisfied with the time they had to wait for an appointment	8	9	N/A	87.5%	88.1%	87.7%

* This is based on patients treated on this contract for their most recent course of treatment. Figures in italics indicate the base number of FP17s or Patient Questionnaire responses are less than 100. N/A is shown where the base number of responses is less than 10 during the period. % is calculated as Quantity/Base number*100

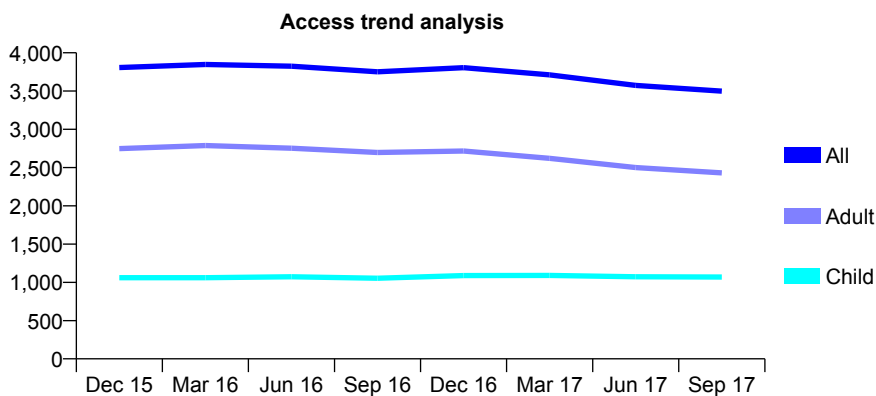
Q46 - Vital Signs At a Glance Contract Report for 116696/0001 - September 2017

Name or company name	Fallowfield (No.1)Limited
Contract type name	GDS Contract
Purpose of contract	General
Contract start date	01/11/2007
Contract end date	

17/18 Contracted general activity (UDA)	13,084
Carry forward general activity (UDA)	0
17/18 Contracted orthodontic activity (UOA)	0
Carry forward orthodontic activity (UOA)	0
Baseline contract value	£445,975.69

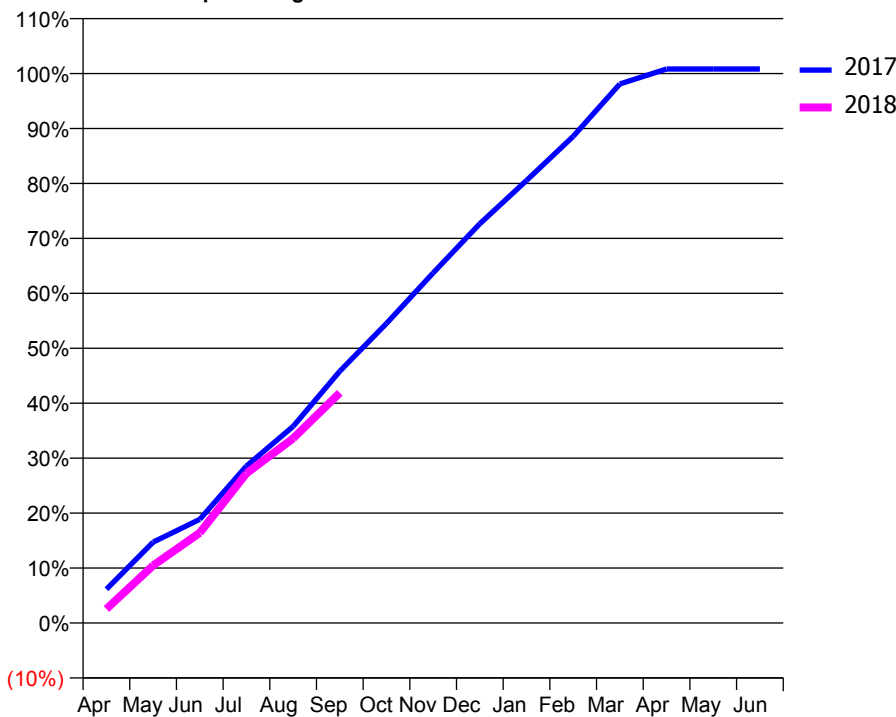
ACCESS*

Patients seen in 24 months	Total	Change since previous quarter
Quarter ending September 2016	3,751	
Quarter ending December 2016	3,805	→
Quarter ending March 2017	3,711	↓
Quarter ending June 2017	3,573	↓
Quarter ending September 2017	3,499	↓
Variance since September 2016	(6.7%)	↓



ACTIVITY

Cumulative percentage of contracted UDA delivered 2017 & 2018



Adjusted Scheduled Activity (UDA)

Month	2017	2018
April	805	335
May	1,924	1,369
June	2,468	2,149
July	3,739	3,564
August	4,682	4,396
September	5,995	5,483
October	7,132	
November	8,337	
December	9,508	
January	10,536	
February	11,587	
March	12,834	
April	13,192	
May	13,192	
June	13,192	

QUALITY

	Quantity	Base Number	Contract	AT	Region	England
% of FP17s for the same patient ID Re-attending within 3 months - Children	71	671	10.6%	12.3%	12.8%	11.9%
% of FP17s for the same patient ID Re-attending within 3 months - Adults	436	1,751	24.9%	16.9%	16.5%	15.9%
% of FP17s for the same patient ID Re-attending between 3 & 9 months - Children	361	671	53.8%	57.6%	59.7%	58.1%
% of FP17s for the same patient ID Re-attending between 3 & 9 months - Adults	843	1,751	48.1%	50.8%	53.0%	50.6%
% of FP17s for Band 1 Urgent Courses	348	2,285	15.2%	10.4%	9.2%	9.1%
% of FP17s Relating to Free Repair or Replacements	34	2,285	1.5%	0.9%	1.0%	0.8%
% of FP17s Relating to Continuations	50	2,285	2.2%	1.1%	1.2%	1.1%
% of Patients satisfied with the dentistry they have received	4	4	N/A	91.1%	91.6%	91.4%
% of Patients satisfied with the time they had to wait for an appointment	3	4	N/A	87.5%	88.1%	87.7%

* This is based on patients treated on this contract for their most recent course of treatment. Figures in italics indicate the base number of FP17s or Patient Questionnaire responses are less than 100. N/A is shown where the base number of responses is less than 10 during the period. % is calculated as Quantity/Base number*100

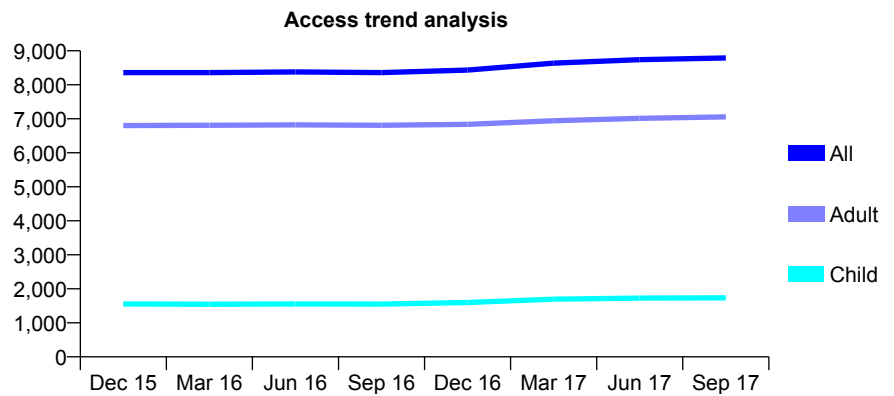
Q46 - Vital Signs At a Glance Contract Report for 117080/0001 - September 2017

Name or company name	Jefferies Reed & Associates
Contract type name	GDS Contract
Purpose of contract	General
Contract start date	01/04/2006
Contract end date	

17/18 Contracted general activity (UDA)	28,152
Carry forward general activity (UDA)	0
17/18 Contracted orthodontic activity (UOA)	0
Carry forward orthodontic activity (UOA)	0
Baseline contract value	£852,655.14

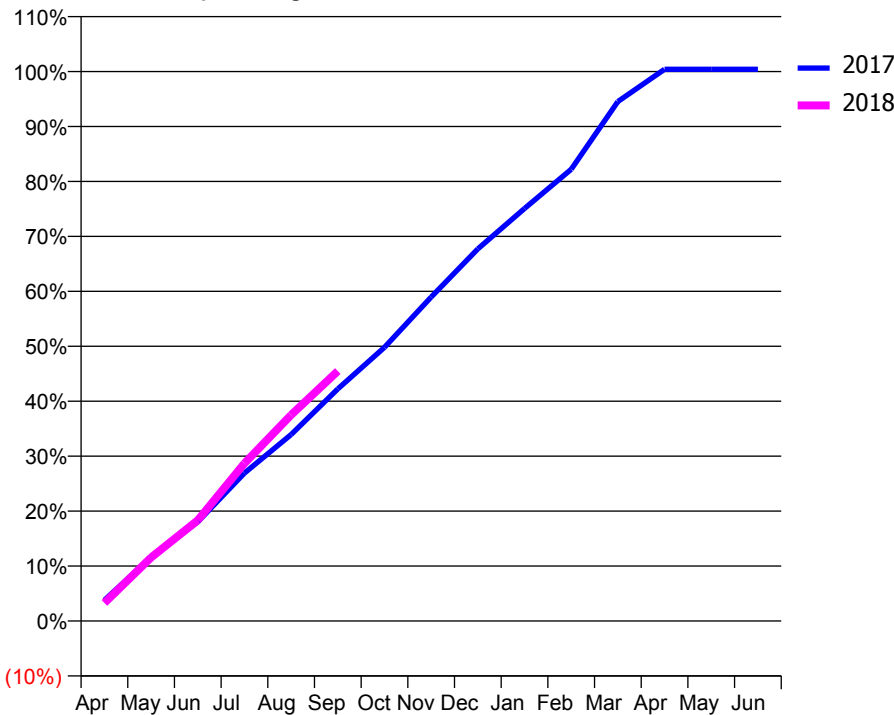
ACCESS*

Patients seen in 24 months	Total	Change since previous quarter
Quarter ending September 2016	8,360	
Quarter ending December 2016	8,434	→
Quarter ending March 2017	8,638	↑
Quarter ending June 2017	8,739	→
Quarter ending September 2017	8,792	→
Variance since September 2016	5.2%	↑



ACTIVITY

Cumulative percentage of contracted UDA delivered 2017 & 2018



Month	Adjusted Scheduled Activity (UDA)	
	2017	2018
April	1,069	923
May	3,271	3,255
June	5,081	5,161
July	7,577	8,075
August	9,553	10,559
September	11,891	12,804
October	14,020	
November	16,600	
December	19,061	
January	21,134	
February	23,141	
March	26,611	
April	28,267	
May	28,269	
June	28,269	

QUALITY

	Quantity	Base Number	Contract	AT	Region	England
% of FP17s for the same patient ID Re-attending within 3 months - Children	109	1,435	7.6%	12.3%	12.8%	11.9%
% of FP17s for the same patient ID Re-attending within 3 months - Adults	980	6,273	15.6%	16.9%	16.5%	15.9%
% of FP17s for the same patient ID Re-attending between 3 & 9 months - Children	990	1,435	69.0%	57.6%	59.7%	58.1%
% of FP17s for the same patient ID Re-attending between 3 & 9 months - Adults	4,345	6,273	69.3%	50.8%	53.0%	50.6%
% of FP17s for Band 1 Urgent Courses	340	7,024	4.8%	10.4%	9.2%	9.1%
% of FP17s Relating to Free Repair or Replacements	52	7,024	0.7%	0.9%	1.0%	0.8%
% of FP17s Relating to Continuations	253	7,024	3.6%	1.1%	1.2%	1.1%
% of Patients satisfied with the dentistry they have received	12	12	100.0%	91.1%	91.6%	91.4%
% of Patients satisfied with the time they had to wait for an appointment	12	12	100.0%	87.5%	88.1%	87.7%

* This is based on patients treated on this contract for their most recent course of treatment. Figures in italics indicate the base number of FP17s or Patient Questionnaire responses are less than 100. N/A is shown where the base number of responses is less than 10 during the period. % is calculated as Quantity/Base number*100

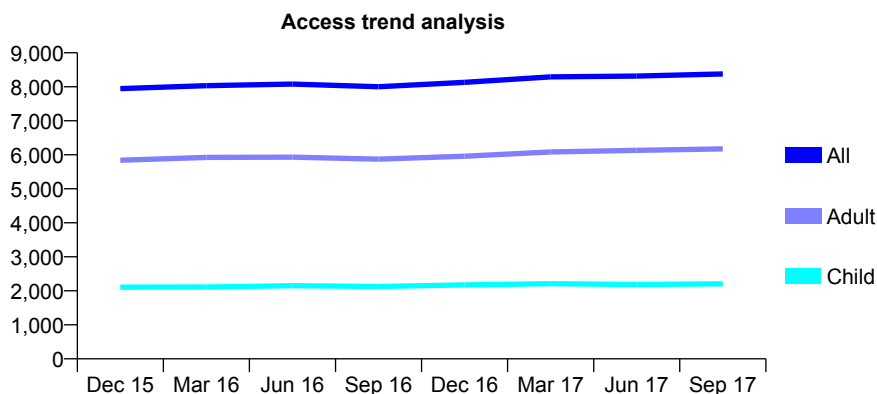
Q46 - Vital Signs At a Glance Contract Report for 118311/0001 - September 2017

Name or company name	Bryn Street Dental Clinic Ltd
Contract type name	GDS Contract
Purpose of contract	General
Contract start date	01/10/2008
Contract end date	

17/18 Contracted general activity (UDA)	24,515
Carry forward general activity (UDA)	0
17/18 Contracted orthodontic activity (UOA)	0
Carry forward orthodontic activity (UOA)	0
Baseline contract value	£643,002.33

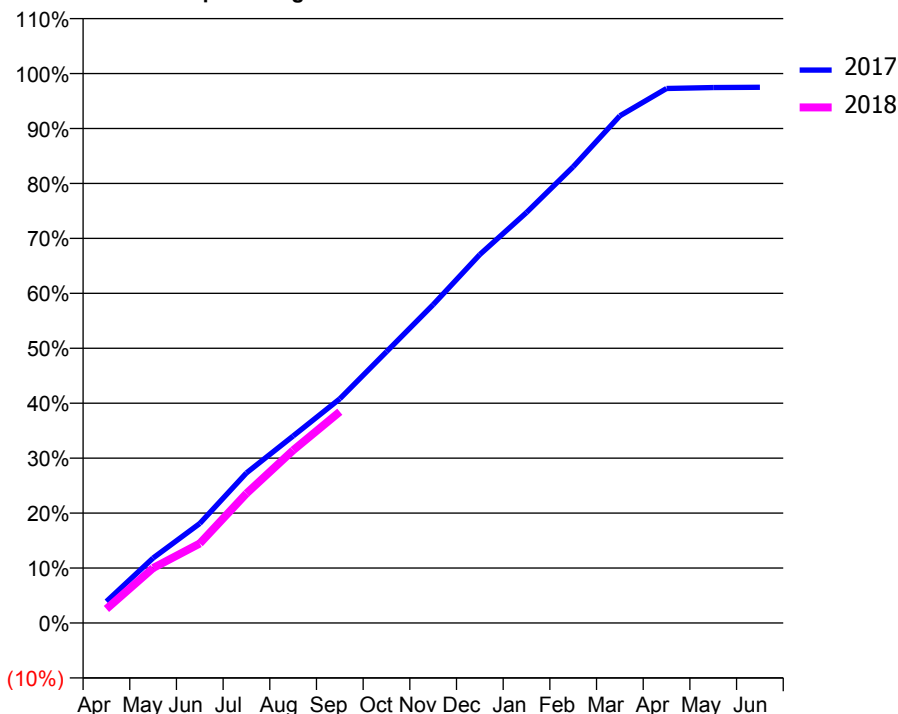
ACCESS*

Patients seen in 24 months	Total	Change since previous quarter
Quarter ending September 2016	8,002	
Quarter ending December 2016	8,132	→
Quarter ending March 2017	8,291	→
Quarter ending June 2017	8,316	→
Quarter ending September 2017	8,380	→
Variance since September 2016	4.7%	↑



ACTIVITY

Cumulative percentage of contracted UDA delivered 2017 & 2018



Adjusted Scheduled Activity (UDA)

Month	2017	2018
April	962	630
May	2,900	2,453
June	4,440	3,550
July	6,698	5,782
August	8,346	7,710
September	10,006	9,429
October	12,105	
November	14,200	
December	16,440	
January	18,315	
February	20,355	
March	22,624	
April	23,846	
May	23,886	
June	23,898	

QUALITY

	Quantity	Base Number	Contract	AT	Region	England
% of FP17s for the same patient ID Re-attending within 3 months - Children	252	1,793	14.1%	12.3%	12.8%	11.9%
% of FP17s for the same patient ID Re-attending within 3 months - Adults	781	4,486	17.4%	16.9%	16.5%	15.9%
% of FP17s for the same patient ID Re-attending between 3 & 9 months - Children	1,142	1,793	63.7%	57.6%	59.7%	58.1%
% of FP17s for the same patient ID Re-attending between 3 & 9 months - Adults	2,269	4,486	50.6%	50.8%	53.0%	50.6%
% of FP17s for Band 1 Urgent Courses	654	5,182	12.6%	10.4%	9.2%	9.1%
% of FP17s Relating to Free Repair or Replacements	52	5,182	1.0%	0.9%	1.0%	0.8%
% of FP17s Relating to Continuations	28	5,182	0.5%	1.1%	1.2%	1.1%
% of Patients satisfied with the dentistry they have received	8	8	N/A	91.1%	91.6%	91.4%
% of Patients satisfied with the time they had to wait for an appointment	8	8	N/A	87.5%	88.1%	87.7%

* This is based on patients treated on this contract for their most recent course of treatment. Figures in italics indicate the base number of FP17s or Patient Questionnaire responses are less than 100. N/A is shown where the base number of responses is less than 10 during the period. % is calculated as Quantity/Base number*100

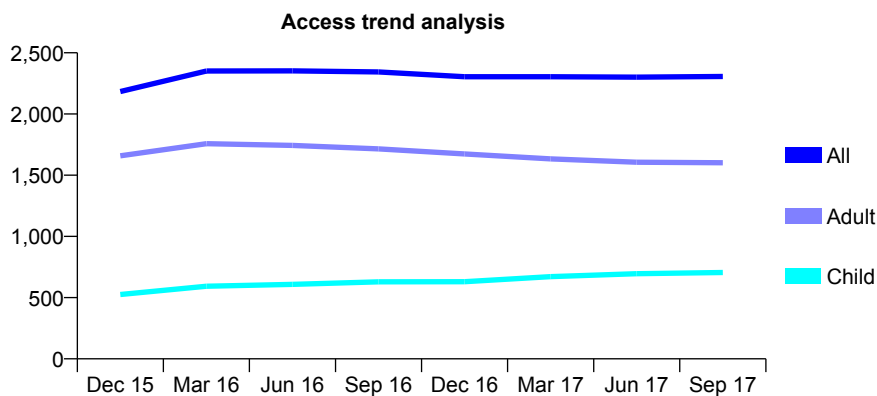
Q46 - Vital Signs At a Glance Contract Report for 118540/0001 - September 2017

Name or company name	Birchfields Family Dental Care
Contract type name	GDS Contract
Purpose of contract	General
Contract start date	01/07/2012
Contract end date	

17/18 Contracted general activity (UDA)	7,428
Carry forward general activity (UDA)	0
17/18 Contracted orthodontic activity (UOA)	0
Carry forward orthodontic activity (UOA)	0
Baseline contract value	£253,171.44

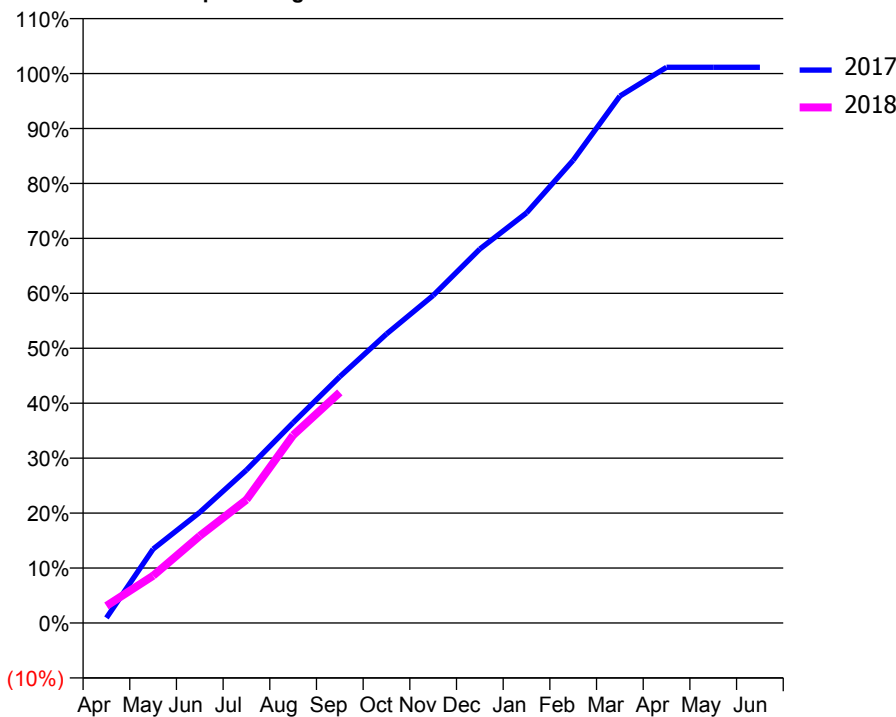
ACCESS*

Patients seen in 24 months	Total	Change since previous quarter
Quarter ending September 2016	2,344	
Quarter ending December 2016	2,304	↓
Quarter ending March 2017	2,305	→
Quarter ending June 2017	2,301	→
Quarter ending September 2017	2,307	→
Variance since September 2016	(1.6%)	↓



ACTIVITY

Cumulative percentage of contracted UDA delivered 2017 & 2018



Adjusted Scheduled Activity (UDA)

Month	2017	2018
April	69	231
May	999	639
June	1,496	1,178
July	2,069	1,666
August	2,708	2,539
September	3,331	3,117
October	3,906	
November	4,429	
December	5,055	
January	5,543	
February	6,255	
March	7,123	
April	7,512	
May	7,513	
June	7,513	

QUALITY

	Quantity	Base Number	Contract	AT	Region	England
% of FP17s for the same patient ID Re-attending within 3 months - Children	47	532	8.8%	12.3%	12.8%	11.9%
% of FP17s for the same patient ID Re-attending within 3 months - Adults	147	993	14.8%	16.9%	16.5%	15.9%
% of FP17s for the same patient ID Re-attending between 3 & 9 months - Children	278	532	52.3%	57.6%	59.7%	58.1%
% of FP17s for the same patient ID Re-attending between 3 & 9 months - Adults	533	993	53.7%	50.8%	53.0%	50.6%
% of FP17s for Band 1 Urgent Courses	70	1,406	5.0%	10.4%	9.2%	9.1%
% of FP17s Relating to Free Repair or Replacements	5	1,406	0.4%	0.9%	1.0%	0.8%
% of FP17s Relating to Continuations	39	1,406	2.8%	1.1%	1.2%	1.1%
% of Patients satisfied with the dentistry they have received	1	1	N/A	91.1%	91.6%	91.4%
% of Patients satisfied with the time they had to wait for an appointment	1	1	N/A	87.5%	88.1%	87.7%

* This is based on patients treated on this contract for their most recent course of treatment. Figures in italics indicate the base number of FP17s or Patient Questionnaire responses are less than 100. N/A is shown where the base number of responses is less than 10 during the period. % is calculated as Quantity/Base number*100

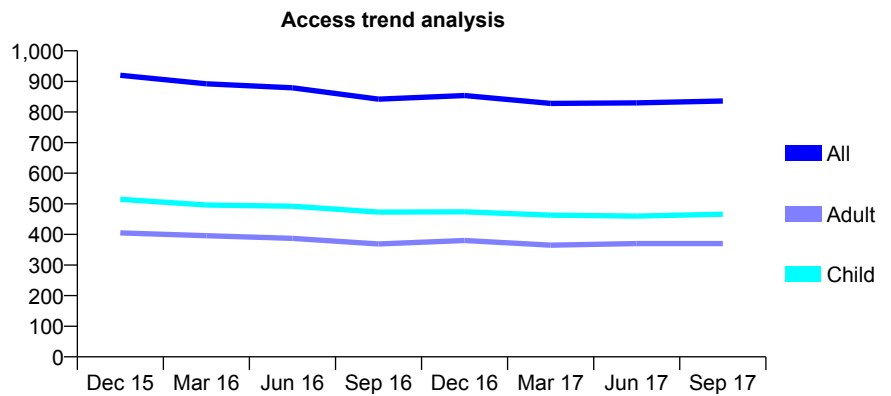
Q46 - Vital Signs At a Glance Contract Report for 119741/0001 - September 2017

Name or company name	32 Whites - Church Lane
Contract type name	GDS Contract
Purpose of contract	General
Contract start date	01/04/2006
Contract end date	

17/18 Contracted general activity (UDA)	2,800
Carry forward general activity (UDA)	0
17/18 Contracted orthodontic activity (UOA)	0
Carry forward orthodontic activity (UOA)	0
Baseline contract value	£60,556.01

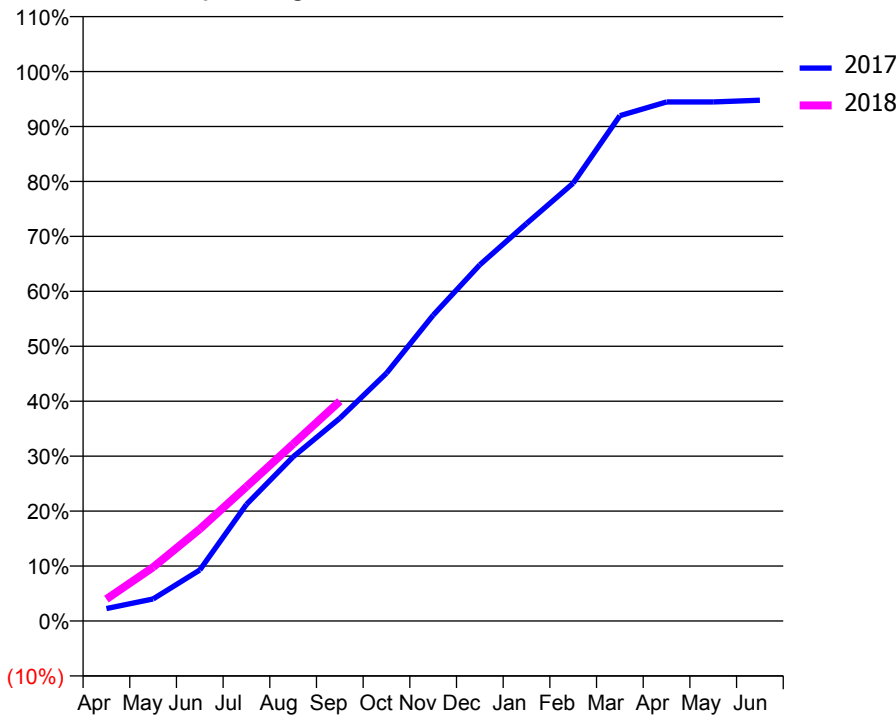
ACCESS*

Patients seen in 24 months	Total	Change since previous quarter
Quarter ending September 2016	842	
Quarter ending December 2016	854	→
Quarter ending March 2017	828	↓
Quarter ending June 2017	830	→
Quarter ending September 2017	836	→
Variance since September 2016	(0.7%)	→



ACTIVITY

Cumulative percentage of contracted UDA delivered 2017 & 2018



Month	Adjusted Scheduled Activity (UDA)	
	2017	2018
April	45	112
May	80	274
June	185	468
July	424	685
August	598	902
September	738	1,120
October	902	
November	1,113	
December	1,297	
January	1,447	
February	1,594	
March	1,839	
April	1,889	
May	1,889	
June	1,895	

QUALITY

	Quantity	Base Number	Contract	AT	Region	England
% of FP17s for the same patient ID Re-attending within 3 months - Children	16	384	4.2%	12.3%	12.8%	11.9%
% of FP17s for the same patient ID Re-attending within 3 months - Adults	21	265	7.9%	16.9%	16.5%	15.9%
% of FP17s for the same patient ID Re-attending between 3 & 9 months - Children	295	384	76.8%	57.6%	59.7%	58.1%
% of FP17s for the same patient ID Re-attending between 3 & 9 months - Adults	184	265	69.4%	50.8%	53.0%	50.6%
% of FP17s for Band 1 Urgent Courses	4	618	0.6%	10.4%	9.2%	9.1%
% of FP17s Relating to Free Repair or Replacements	0	618	0.0%	0.9%	1.0%	0.8%
% of FP17s Relating to Continuations	13	618	2.1%	1.1%	1.2%	1.1%
% of Patients satisfied with the dentistry they have received	0	0	N/A	91.1%	91.6%	91.4%
% of Patients satisfied with the time they had to wait for an appointment	0	0	N/A	87.5%	88.1%	87.7%

* This is based on patients treated on this contract for their most recent course of treatment. Figures in italics indicate the base number of FP17s or Patient Questionnaire responses are less than 100. N/A is shown where the base number of responses is less than 10 during the period. % is calculated as Quantity/Base number*100

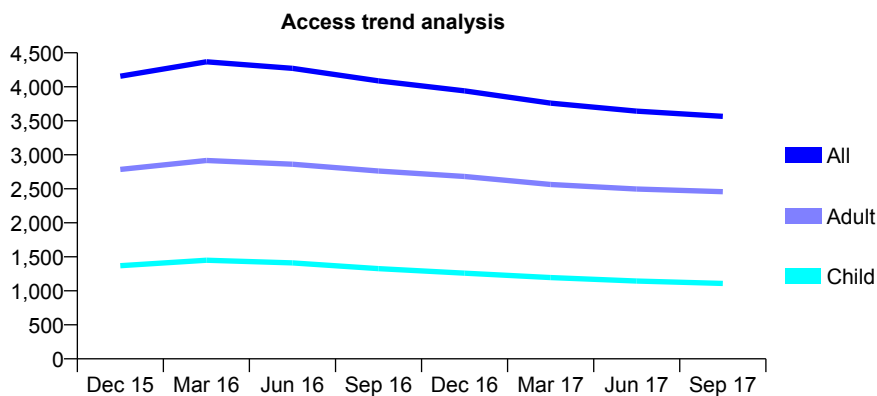
Q46 - Vital Signs At a Glance Contract Report for 120162/0001 - September 2017

Name or company name	Confidential Solutions Ltd
Contract type name	GDS Contract
Purpose of contract	General
Contract start date	01/12/2013
Contract end date	

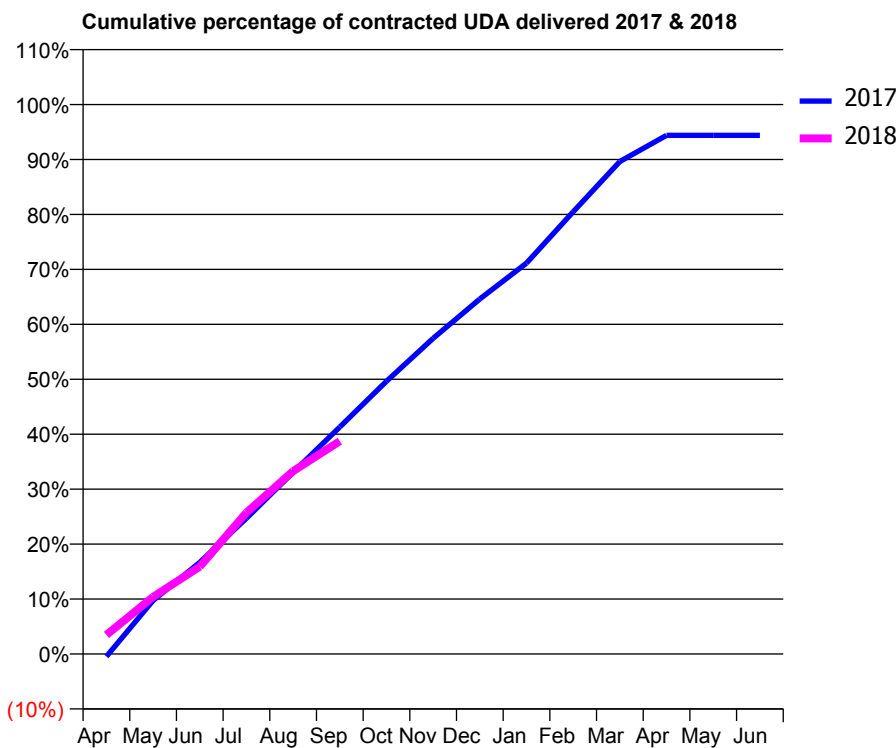
17/18 Contracted general activity (UDA)	12,935
Carry forward general activity (UDA)	0
17/18 Contracted orthodontic activity (UOA)	0
Carry forward orthodontic activity (UOA)	0
Baseline contract value	£310,539.68

ACCESS*

Patients seen in 24 months	Total	Change since previous quarter
Quarter ending September 2016	4,088	
Quarter ending December 2016	3,940	↓
Quarter ending March 2017	3,760	↓
Quarter ending June 2017	3,642	↓
Quarter ending September 2017	3,566	↓
Variance since September 2016	(12.8%)	↓



ACTIVITY



Month	Adjusted Scheduled Activity (UDA)	
	2017	2018
April	-60	449
May	1,260	1,344
June	2,157	2,057
July	3,196	3,330
August	4,275	4,306
September	5,345	5,010
October	6,420	
November	7,431	
December	8,358	
January	9,203	
February	10,410	
March	11,593	
April	12,208	
May	12,209	
June	12,209	

QUALITY

	Quantity	Base Number	Contract	AT	Region	England
% of FP17s for the same patient ID Re-attending within 3 months - Children	56	758	7.4%	12.3%	12.8%	11.9%
% of FP17s for the same patient ID Re-attending within 3 months - Adults	308	1,878	16.4%	16.9%	16.5%	15.9%
% of FP17s for the same patient ID Re-attending between 3 & 9 months - Children	473	758	62.4%	57.6%	59.7%	58.1%
% of FP17s for the same patient ID Re-attending between 3 & 9 months - Adults	1,205	1,878	64.2%	50.8%	53.0%	50.6%
% of FP17s for Band 1 Urgent Courses	222	2,421	9.2%	10.4%	9.2%	9.1%
% of FP17s Relating to Free Repair or Replacements	23	2,421	1.0%	0.9%	1.0%	0.8%
% of FP17s Relating to Continuations	28	2,421	1.2%	1.1%	1.2%	1.1%
% of Patients satisfied with the dentistry they have received	8	9	N/A	91.1%	91.6%	91.4%
% of Patients satisfied with the time they had to wait for an appointment	9	9	N/A	87.5%	88.1%	87.7%

* This is based on patients treated on this contract for their most recent course of treatment. Figures in italics indicate the base number of FP17s or Patient Questionnaire responses are less than 100. N/A is shown where the base number of responses is less than 10 during the period. % is calculated as Quantity/Base number*100

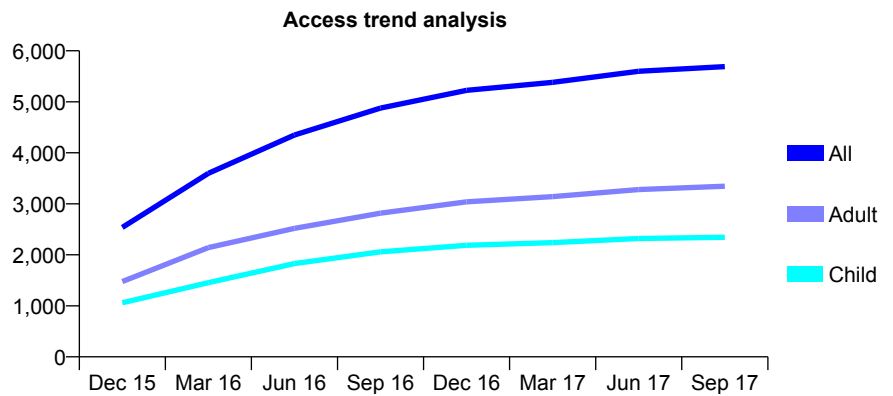
Q46 - Vital Signs At a Glance Contract Report for 121118/0001 - September 2017

Name or company name	The Tooth Place Limited
Contract type name	GDS Contract
Purpose of contract	General
Contract start date	01/08/2015
Contract end date	

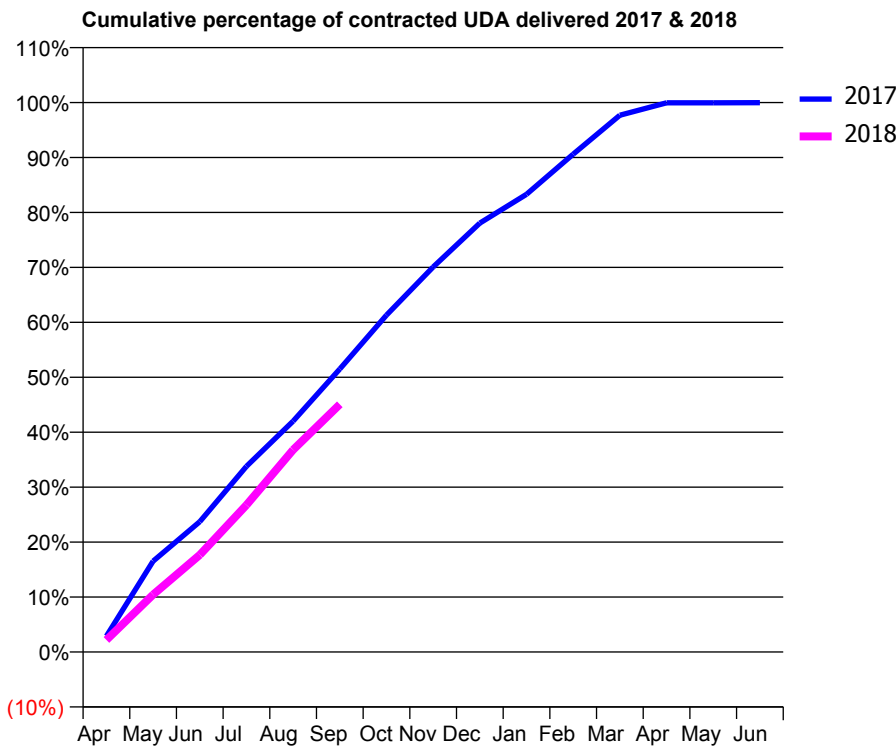
17/18 Contracted general activity (UDA)	16,195
Carry forward general activity (UDA)	0
17/18 Contracted orthodontic activity (UOA)	0
Carry forward orthodontic activity (UOA)	0
Baseline contract value	£545,849.11

ACCESS*

Patients seen in 24 months	Total	Change since previous quarter
Quarter ending September 2016	4,876	
Quarter ending December 2016	5,224	↑
Quarter ending March 2017	5,382	↑
Quarter ending June 2017	5,599	↑
Quarter ending September 2017	5,689	→
Variance since September 2016	16.7%	↑



ACTIVITY



Month	Adjusted Scheduled Activity (UDA)	
	2017	2018
April	471	356
May	2,679	1,691
June	3,840	2,864
July	5,472	4,331
August	6,806	5,960
September	8,342	7,300
October	9,931	
November	11,349	
December	12,642	
January	13,490	
February	14,673	
March	15,821	
April	16,184	
May	16,187	
June	16,190	

QUALITY

	Quantity	Base Number	Contract	AT	Region	England
% of FP17s for the same patient ID Re-attending within 3 months - Children	163	1,860	8.8%	12.3%	12.8%	11.9%
% of FP17s for the same patient ID Re-attending within 3 months - Adults	485	2,497	19.4%	16.9%	16.5%	15.9%
% of FP17s for the same patient ID Re-attending between 3 & 9 months - Children	1,087	1,860	58.4%	57.6%	59.7%	58.1%
% of FP17s for the same patient ID Re-attending between 3 & 9 months - Adults	1,357	2,497	54.3%	50.8%	53.0%	50.6%
% of FP17s for Band 1 Urgent Courses	389	3,353	11.6%	10.4%	9.2%	9.1%
% of FP17s Relating to Free Repair or Replacements	62	3,353	1.8%	0.9%	1.0%	0.8%
% of FP17s Relating to Continuations	55	3,353	1.6%	1.1%	1.2%	1.1%
% of Patients satisfied with the dentistry they have received	8	9	N/A	91.1%	91.6%	91.4%
% of Patients satisfied with the time they had to wait for an appointment	8	9	N/A	87.5%	88.1%	87.7%

* This is based on patients treated on this contract for their most recent course of treatment. Figures in italics indicate the base number of FP17s or Patient Questionnaire responses are less than 100. N/A is shown where the base number of responses is less than 10 during the period. % is calculated as Quantity/Base number*100

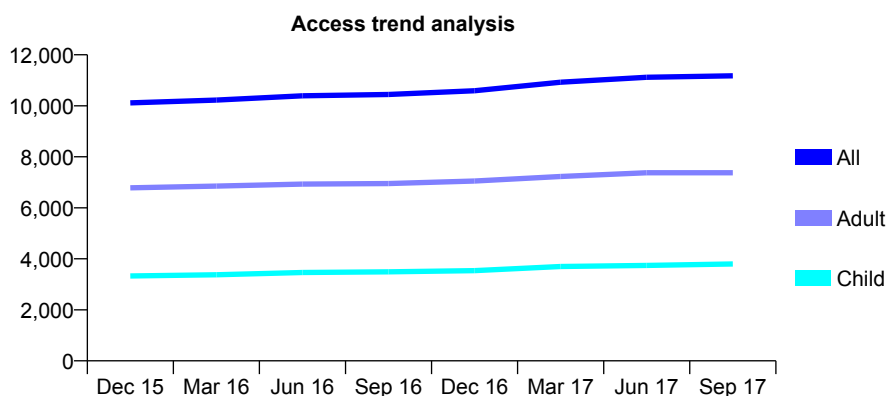
Q46 - Vital Signs At a Glance Contract Report for 121274/0001 - September 2017

Name or company name	Freshdental Practice Ltd
Contract type name	GDS Contract
Purpose of contract	General
Contract start date	01/04/2011
Contract end date	

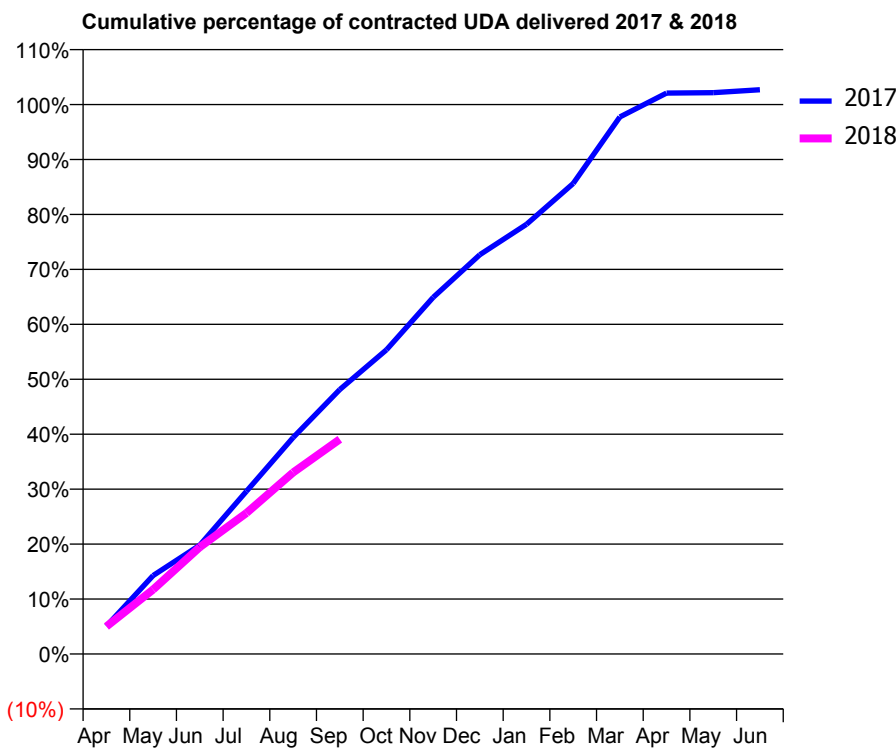
17/18 Contracted general activity (UDA)	28,724
Carry forward general activity (UDA)	-574
17/18 Contracted orthodontic activity (UOA)	0
Carry forward orthodontic activity (UOA)	0
Baseline contract value	£727,585.70

ACCESS*

Patients seen in 24 months	Total	Change since previous quarter
Quarter ending September 2016	10,444	
Quarter ending December 2016	10,589	→
Quarter ending March 2017	10,928	↑
Quarter ending June 2017	11,118	→
Quarter ending September 2017	11,178	→
Variance since September 2016	7.0%	↑



ACTIVITY



Month	Adjusted Scheduled Activity (UDA)	
	2017	2018
April	1,486	1,440
May	4,172	3,370
June	5,791	5,584
July	8,658	7,373
August	11,510	9,489
September	14,062	11,223
October	16,179	
November	18,966	
December	21,236	
January	22,849	
February	25,024	
March	28,556	
April	29,827	
May	29,849	
June	30,003	

QUALITY

	Quantity	Base Number	Contract	AT	Region	England
% of FP17s for the same patient ID Re-attending within 3 months - Children	266	2,659	10.0%	12.3%	12.8%	11.9%
% of FP17s for the same patient ID Re-attending within 3 months - Adults	507	4,254	11.9%	16.9%	16.5%	15.9%
% of FP17s for the same patient ID Re-attending between 3 & 9 months - Children	1,570	2,659	59.0%	57.6%	59.7%	58.1%
% of FP17s for the same patient ID Re-attending between 3 & 9 months - Adults	2,107	4,254	49.5%	50.8%	53.0%	50.6%
% of FP17s for Band 1 Urgent Courses	493	5,512	8.9%	10.4%	9.2%	9.1%
% of FP17s Relating to Free Repair or Replacements	19	5,512	0.3%	0.9%	1.0%	0.8%
% of FP17s Relating to Continuations	12	5,512	0.2%	1.1%	1.2%	1.1%
% of Patients satisfied with the dentistry they have received	1	2	N/A	91.1%	91.6%	91.4%
% of Patients satisfied with the time they had to wait for an appointment	2	2	N/A	87.5%	88.1%	87.7%

* This is based on patients treated on this contract for their most recent course of treatment. Figures in italics indicate the base number of FP17s or Patient Questionnaire responses are less than 100. N/A is shown where the base number of responses is less than 10 during the period. % is calculated as Quantity/Base number*100

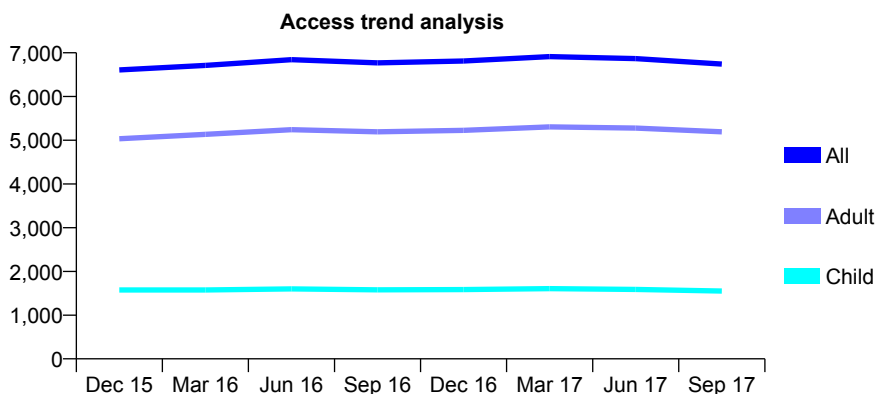
Q46 - Vital Signs At a Glance Contract Report for 122211/0001 - September 2017

Name or company name	Durgan & Ashworth Dental Care Ltd
Contract type name	GDS Contract
Purpose of contract	General
Contract start date	01/05/2007
Contract end date	

17/18 Contracted general activity (UDA)	19,207
Carry forward general activity (UDA)	0
17/18 Contracted orthodontic activity (UOA)	0
Carry forward orthodontic activity (UOA)	0
Baseline contract value	£636,013.38

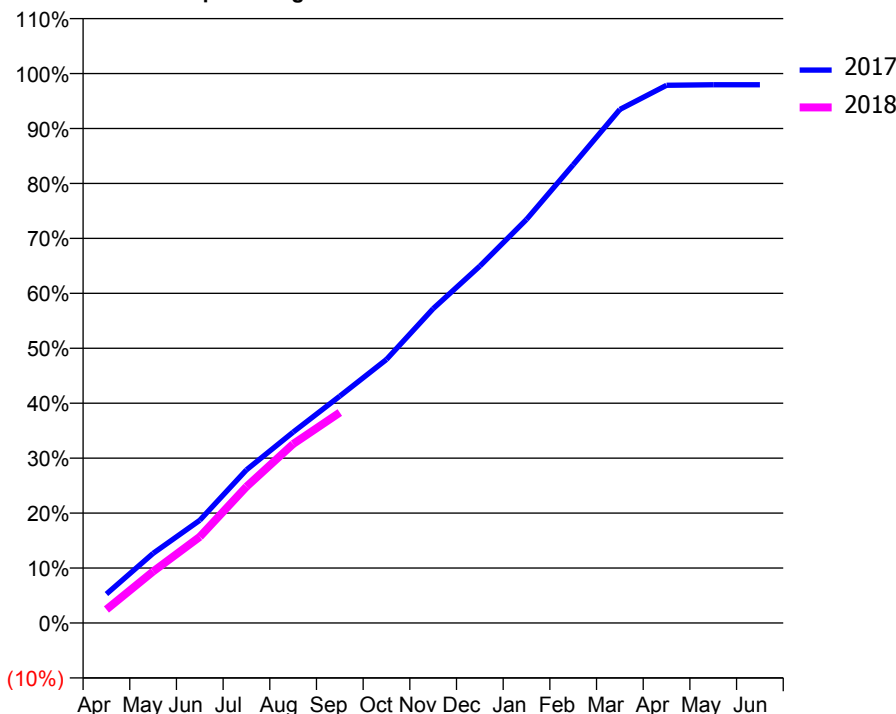
ACCESS*

Patients seen in 24 months	Total	Change since previous quarter
Quarter ending September 2016	6,770	
Quarter ending December 2016	6,812	→
Quarter ending March 2017	6,913	→
Quarter ending June 2017	6,866	→
Quarter ending September 2017	6,742	↓
Variance since September 2016	(0.4%)	→



ACTIVITY

Cumulative percentage of contracted UDA delivered 2017 & 2018



Month	Adjusted Scheduled Activity (UDA)	
	2017	2018
April	1,013	475
May	2,436	1,803
June	3,593	3,014
July	5,353	4,765
August	6,673	6,257
September	7,933	7,355
October	9,211	
November	10,990	
December	12,477	
January	14,104	
February	16,018	
March	17,953	
April	18,798	
May	18,812	
June	18,816	

QUALITY

	Quantity	Base Number	Contract	AT	Region	England
% of FP17s for the same patient ID Re-attending within 3 months - Children	74	1,005	7.4%	12.3%	12.8%	11.9%
% of FP17s for the same patient ID Re-attending within 3 months - Adults	673	3,530	19.1%	16.9%	16.5%	15.9%
% of FP17s for the same patient ID Re-attending between 3 & 9 months - Children	570	1,005	56.7%	57.6%	59.7%	58.1%
% of FP17s for the same patient ID Re-attending between 3 & 9 months - Adults	1,815	3,530	51.4%	50.8%	53.0%	50.6%
% of FP17s for Band 1 Urgent Courses	473	4,135	11.4%	10.4%	9.2%	9.1%
% of FP17s Relating to Free Repair or Replacements	49	4,135	1.2%	0.9%	1.0%	0.8%
% of FP17s Relating to Continuations	99	4,135	2.4%	1.1%	1.2%	1.1%
% of Patients satisfied with the dentistry they have received	9	10	90.0%	91.1%	91.6%	91.4%
% of Patients satisfied with the time they had to wait for an appointment	8	10	80.0%	87.5%	88.1%	87.7%

* This is based on patients treated on this contract for their most recent course of treatment. Figures in italics indicate the base number of FP17s or Patient Questionnaire responses are less than 100. N/A is shown where the base number of responses is less than 10 during the period. % is calculated as Quantity/Base number*100

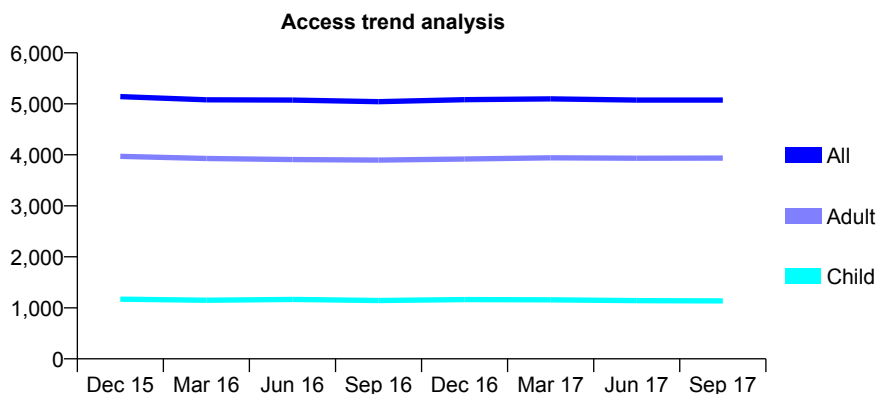
Q46 - Vital Signs At a Glance Contract Report for 123056/0001 - September 2017

Name or company name	Fletcher Fosbrook Dental Surgery
Contract type name	GDS Contract
Purpose of contract	General
Contract start date	01/04/2013
Contract end date	

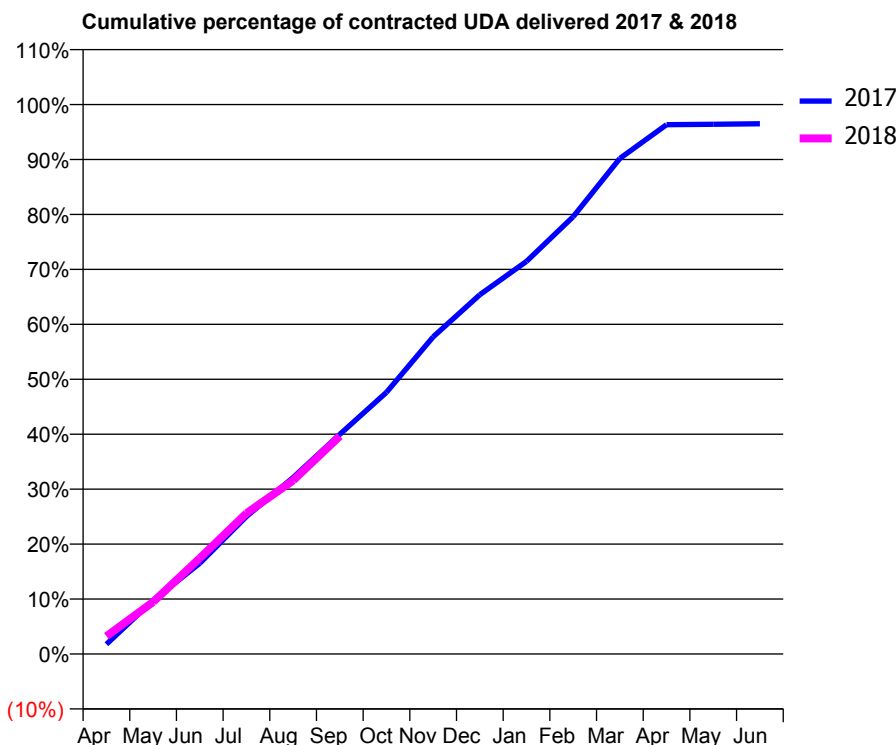
17/18 Contracted general activity (UDA)	12,364
Carry forward general activity (UDA)	0
17/18 Contracted orthodontic activity (UOA)	0
Carry forward orthodontic activity (UOA)	0
Baseline contract value	£344,803.90

ACCESS*

Patients seen in 24 months	Total	Change since previous quarter
Quarter ending September 2016	5,043	
Quarter ending December 2016	5,080	→
Quarter ending March 2017	5,098	→
Quarter ending June 2017	5,073	→
Quarter ending September 2017	5,073	→
Variance since September 2016	0.6%	→



ACTIVITY



Month	Adjusted Scheduled Activity (UDA)	
	2017	2018
April	222	399
May	1,205	1,172
June	2,041	2,155
July	3,093	3,168
August	3,970	3,905
September	4,942	4,901
October	5,888	
November	7,135	
December	8,084	
January	8,835	
February	9,840	
March	11,152	
April	11,911	
May	11,920	
June	11,931	

QUALITY

	Quantity	Base Number	Contract	AT	Region	England
% of FP17s for the same patient ID Re-attending within 3 months - Children	52	709	7.3%	12.3%	12.8%	11.9%
% of FP17s for the same patient ID Re-attending within 3 months - Adults	244	2,386	10.2%	16.9%	16.5%	15.9%
% of FP17s for the same patient ID Re-attending between 3 & 9 months - Children	398	709	56.1%	57.6%	59.7%	58.1%
% of FP17s for the same patient ID Re-attending between 3 & 9 months - Adults	1,384	2,386	58.0%	50.8%	53.0%	50.6%
% of FP17s for Band 1 Urgent Courses	86	2,736	3.1%	10.4%	9.2%	9.1%
% of FP17s Relating to Free Repair or Replacements	8	2,736	0.3%	0.9%	1.0%	0.8%
% of FP17s Relating to Continuations	35	2,736	1.3%	1.1%	1.2%	1.1%
% of Patients satisfied with the dentistry they have received	3	3	N/A	91.1%	91.6%	91.4%
% of Patients satisfied with the time they had to wait for an appointment	2	3	N/A	87.5%	88.1%	87.7%

* This is based on patients treated on this contract for their most recent course of treatment. Figures in italics indicate the base number of FP17s or Patient Questionnaire responses are less than 100. N/A is shown where the base number of responses is less than 10 during the period. % is calculated as Quantity/Base number*100

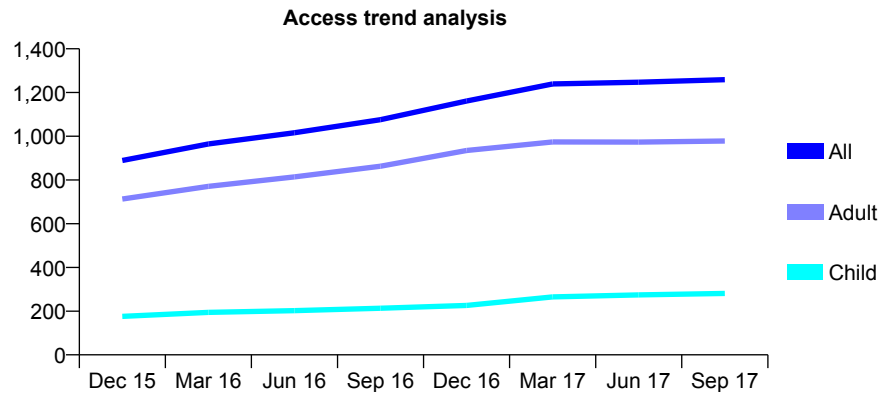
Q46 - Vital Signs At a Glance Contract Report for 124168/0001 - September 2017

Name or company name	Blackley Dental Surgery
Contract type name	GDS Contract
Purpose of contract	General
Contract start date	01/02/2015
Contract end date	

17/18 Contracted general activity (UDA)	6,208
Carry forward general activity (UDA)	0
17/18 Contracted orthodontic activity (UOA)	0
Carry forward orthodontic activity (UOA)	0
Baseline contract value	£191,460.89

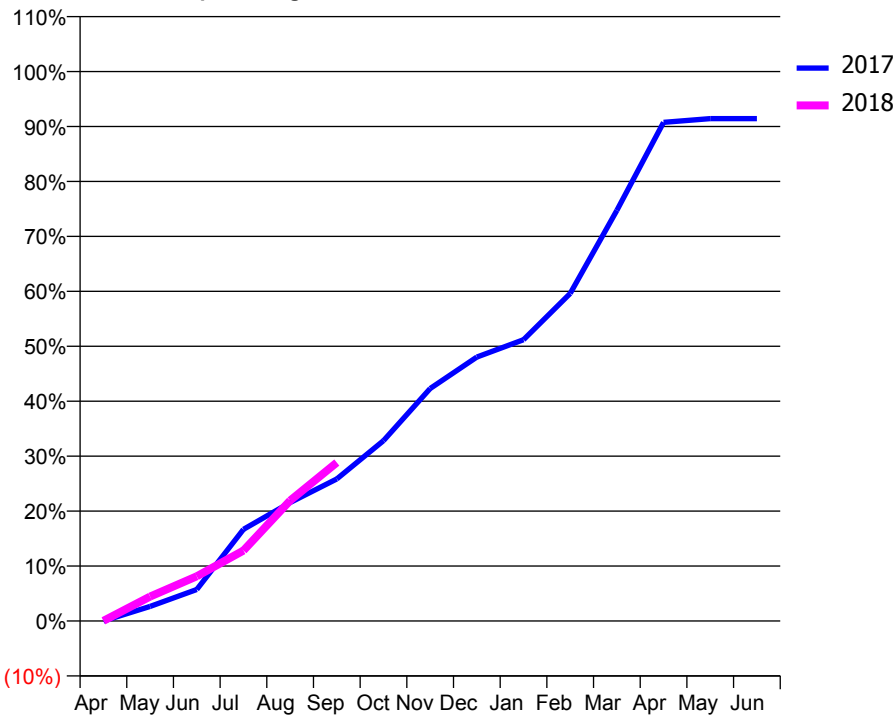
ACCESS*

Patients seen in 24 months	Total	Change since previous quarter
Quarter ending September 2016	1,076	
Quarter ending December 2016	1,161	↑
Quarter ending March 2017	1,239	↑
Quarter ending June 2017	1,247	→
Quarter ending September 2017	1,259	→
Variance since September 2016	17.0%	↑



ACTIVITY

Cumulative percentage of contracted UDA delivered 2017 & 2018



Month	Adjusted Scheduled Activity (UDA)	
	2017	2018
April	0	3
May	165	276
June	357	506
July	1,035	797
August	1,339	1,362
September	1,605	1,790
October	2,037	
November	2,626	
December	2,983	
January	3,178	
February	3,700	
March	4,639	
April	5,633	
May	5,675	
June	5,676	

QUALITY

	Quantity	Base Number	Contract	AT	Region	England
% of FP17s for the same patient ID Re-attending within 3 months - Children	20	201	10.0%	12.3%	12.8%	11.9%
% of FP17s for the same patient ID Re-attending within 3 months - Adults	96	659	14.6%	16.9%	16.5%	15.9%
% of FP17s for the same patient ID Re-attending between 3 & 9 months - Children	101	201	50.2%	57.6%	59.7%	58.1%
% of FP17s for the same patient ID Re-attending between 3 & 9 months - Adults	348	659	52.8%	50.8%	53.0%	50.6%
% of FP17s for Band 1 Urgent Courses	63	594	10.6%	10.4%	9.2%	9.1%
% of FP17s Relating to Free Repair or Replacements	10	594	1.7%	0.9%	1.0%	0.8%
% of FP17s Relating to Continuations	5	594	0.8%	1.1%	1.2%	1.1%
% of Patients satisfied with the dentistry they have received	3	3	N/A	91.1%	91.6%	91.4%
% of Patients satisfied with the time they had to wait for an appointment	3	3	N/A	87.5%	88.1%	87.7%

* This is based on patients treated on this contract for their most recent course of treatment. Figures in italics indicate the base number of FP17s or Patient Questionnaire responses are less than 100. N/A is shown where the base number of responses is less than 10 during the period. % is calculated as Quantity/Base number*100

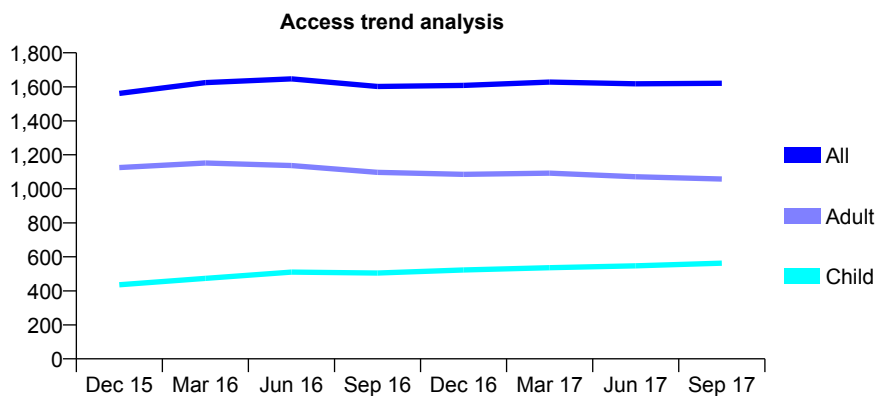
Q46 - Vital Signs At a Glance Contract Report for 124257/0001 - September 2017

Name or company name	East Road Care Ltd.
Contract type name	GDS Contract
Purpose of contract	General
Contract start date	07/02/2007
Contract end date	

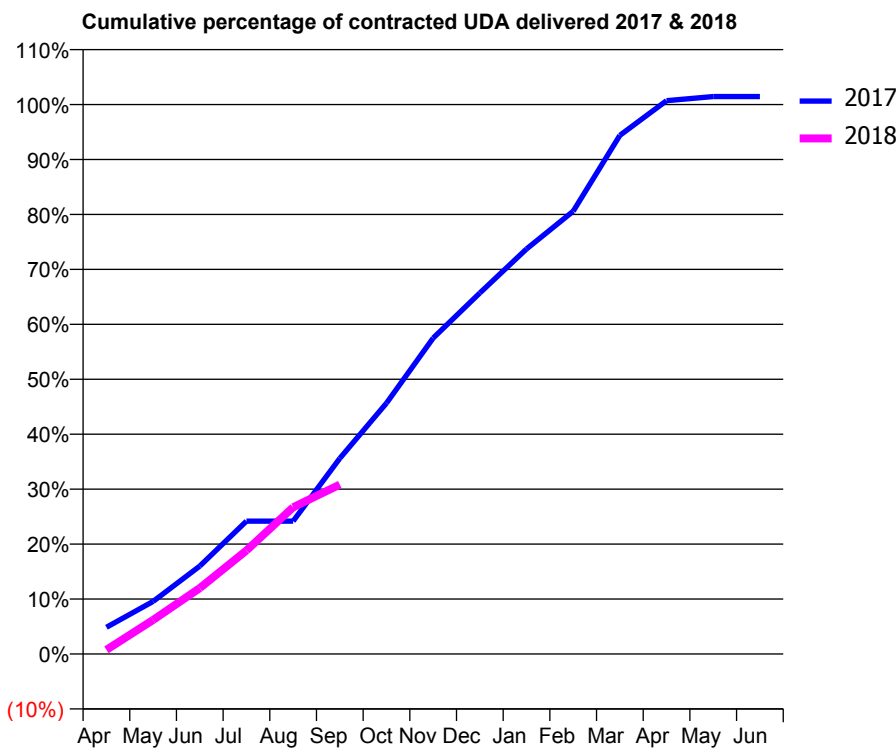
17/18 Contracted general activity (UDA)	6,628
Carry forward general activity (UDA)	0
17/18 Contracted orthodontic activity (UOA)	0
Carry forward orthodontic activity (UOA)	0
Baseline contract value	£238,393.19

ACCESS*

Patients seen in 24 months	Total	Change since previous quarter
Quarter ending September 2016	1,602	
Quarter ending December 2016	1,608	→
Quarter ending March 2017	1,628	→
Quarter ending June 2017	1,618	→
Quarter ending September 2017	1,621	→
Variance since September 2016	1.2%	→



ACTIVITY



Month	Adjusted Scheduled Activity (UDA)	
	2017	2018
April	322	51
May	635	411
June	1,061	795
July	1,602	1,248
August	1,602	1,769
September	2,360	2,044
October	3,026	
November	3,811	
December	4,354	
January	4,886	
February	5,341	
March	6,255	
April	6,674	
May	6,724	
June	6,725	

QUALITY

	Quantity	Base Number	Contract	AT	Region	England
% of FP17s for the same patient ID Re-attending within 3 months - Children	12	282	4.3%	12.3%	12.8%	11.9%
% of FP17s for the same patient ID Re-attending within 3 months - Adults	46	495	9.3%	16.9%	16.5%	15.9%
% of FP17s for the same patient ID Re-attending between 3 & 9 months - Children	126	282	44.7%	57.6%	59.7%	58.1%
% of FP17s for the same patient ID Re-attending between 3 & 9 months - Adults	171	495	34.5%	50.8%	53.0%	50.6%
% of FP17s for Band 1 Urgent Courses	118	674	17.5%	10.4%	9.2%	9.1%
% of FP17s Relating to Free Repair or Replacements	0	674	0.0%	0.9%	1.0%	0.8%
% of FP17s Relating to Continuations	6	674	0.9%	1.1%	1.2%	1.1%
% of Patients satisfied with the dentistry they have received	7	7	N/A	91.1%	91.6%	91.4%
% of Patients satisfied with the time they had to wait for an appointment	5	7	N/A	87.5%	88.1%	87.7%

* This is based on patients treated on this contract for their most recent course of treatment. Figures in italics indicate the base number of FP17s or Patient Questionnaire responses are less than 100. N/A is shown where the base number of responses is less than 10 during the period. % is calculated as Quantity/Base number*100

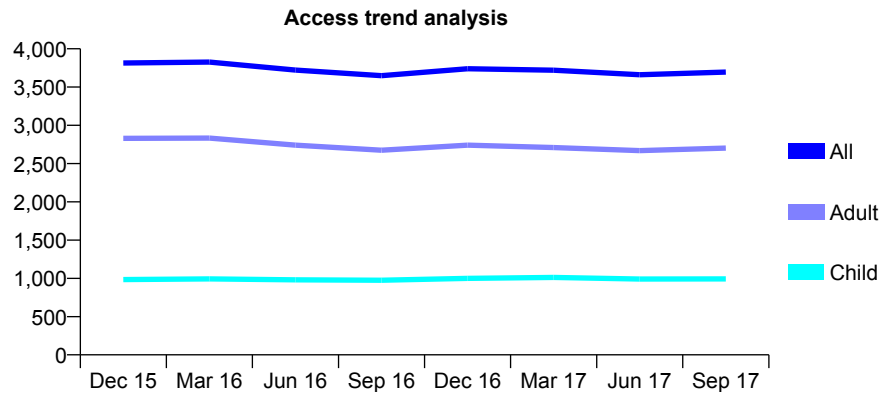
Q46 - Vital Signs At a Glance Contract Report for 124354/0001 - September 2017

Name or company name	Claremont Dental Practice
Contract type name	GDS Contract
Purpose of contract	General
Contract start date	01/06/2012
Contract end date	

17/18 Contracted general activity (UDA)	12,521
Carry forward general activity (UDA)	0
17/18 Contracted orthodontic activity (UOA)	0
Carry forward orthodontic activity (UOA)	0
Baseline contract value	£329,707.09

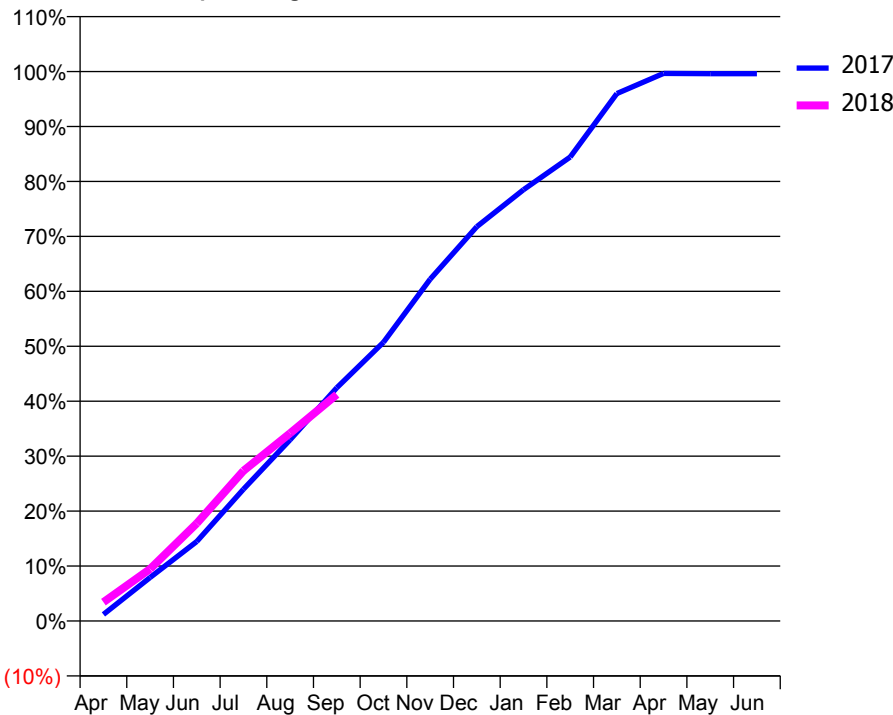
ACCESS*

Patients seen in 24 months	Total	Change since previous quarter
Quarter ending September 2016	3,649	
Quarter ending December 2016	3,740	↑
Quarter ending March 2017	3,721	→
Quarter ending June 2017	3,661	↓
Quarter ending September 2017	3,695	→
Variance since September 2016	1.3%	→



ACTIVITY

Cumulative percentage of contracted UDA delivered 2017 & 2018



Month	Adjusted Scheduled Activity (UDA)	
	2017	2018
April	151	429
May	993	1,187
June	1,813	2,226
July	3,002	3,423
August	4,131	4,280
September	5,315	5,162
October	6,352	
November	7,788	
December	8,986	
January	9,827	
February	10,572	
March	12,020	
April	12,478	
May	12,470	
June	12,472	

QUALITY

	Quantity	Base Number	Contract	AT	Region	England
% of FP17s for the same patient ID Re-attending within 3 months - Children	107	822	13.0%	12.3%	12.8%	11.9%
% of FP17s for the same patient ID Re-attending within 3 months - Adults	467	2,160	21.6%	16.9%	16.5%	15.9%
% of FP17s for the same patient ID Re-attending between 3 & 9 months - Children	536	822	65.2%	57.6%	59.7%	58.1%
% of FP17s for the same patient ID Re-attending between 3 & 9 months - Adults	1,210	2,160	56.0%	50.8%	53.0%	50.6%
% of FP17s for Band 1 Urgent Courses	459	2,769	16.6%	10.4%	9.2%	9.1%
% of FP17s Relating to Free Repair or Replacements	44	2,769	1.6%	0.9%	1.0%	0.8%
% of FP17s Relating to Continuations	33	2,769	1.2%	1.1%	1.2%	1.1%
% of Patients satisfied with the dentistry they have received	5	5	N/A	91.1%	91.6%	91.4%
% of Patients satisfied with the time they had to wait for an appointment	4	5	N/A	87.5%	88.1%	87.7%

* This is based on patients treated on this contract for their most recent course of treatment. Figures in italics indicate the base number of FP17s or Patient Questionnaire responses are less than 100. N/A is shown where the base number of responses is less than 10 during the period. % is calculated as Quantity/Base number*100

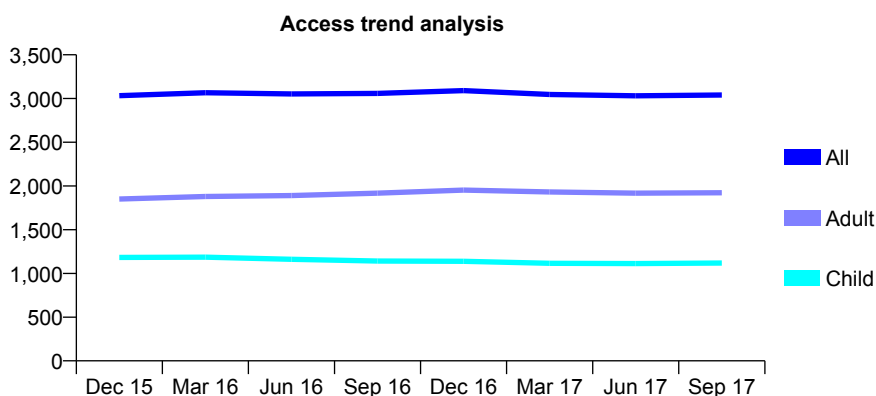
Q46 - Vital Signs At a Glance Contract Report for 125040/0001 - September 2017

Name or company name	Red Rose Dental Group
Contract type name	GDS Contract
Purpose of contract	General and Orthodontic
Contract start date	01/04/2013
Contract end date	

17/18 Contracted general activity (UDA)	6,575
Carry forward general activity (UDA)	0
17/18 Contracted orthodontic activity (UOA)	5,533
Carry forward orthodontic activity (UOA)	56
Baseline contract value	£565,931.06

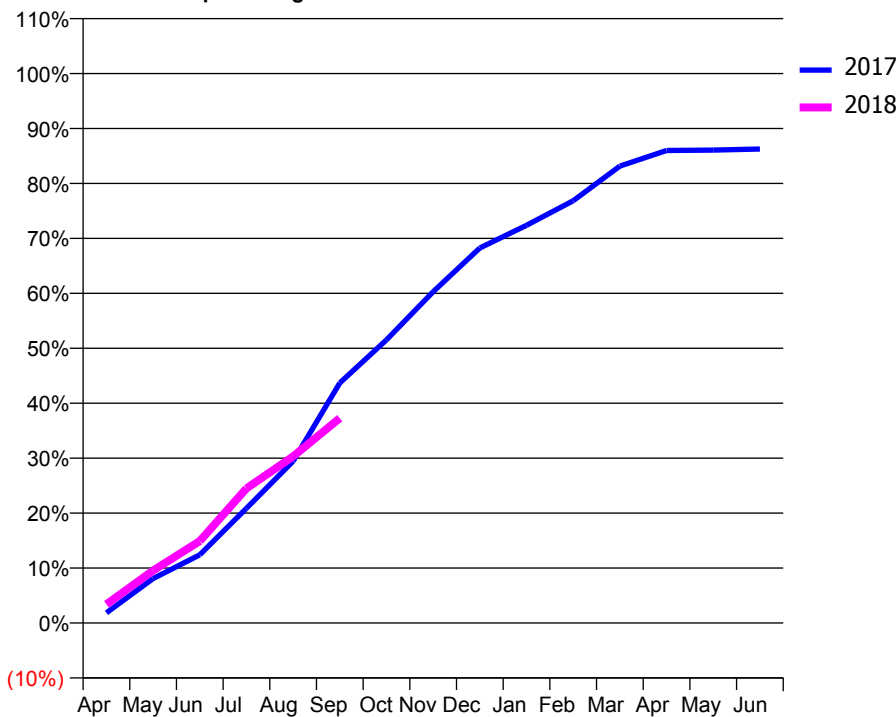
ACCESS*

Patients seen in 24 months	Total	Change since previous quarter
Quarter ending September 2016	3,058	
Quarter ending December 2016	3,091	→
Quarter ending March 2017	3,046	↓
Quarter ending June 2017	3,031	→
Quarter ending September 2017	3,040	→
Variance since September 2016	(0.6%)	→



ACTIVITY

Cumulative percentage of contracted UDA delivered 2017 & 2018



Adjusted Scheduled Activity (UDA)

Month	2017	2018
April	122	224
May	533	627
June	816	981
July	1,372	1,611
August	1,936	1,994
September	2,873	2,451
October	3,387	
November	3,965	
December	4,487	
January	4,759	
February	5,053	
March	5,467	
April	5,655	
May	5,659	
June	5,671	

QUALITY

	Quantity	Base Number	Contract	AT	Region	England
% of FP17s for the same patient ID Re-attending within 3 months - Children	74	1,069	6.9%	12.3%	12.8%	11.9%
% of FP17s for the same patient ID Re-attending within 3 months - Adults	140	1,058	13.2%	16.9%	16.5%	15.9%
% of FP17s for the same patient ID Re-attending between 3 & 9 months - Children	405	1,069	37.9%	57.6%	59.7%	58.1%
% of FP17s for the same patient ID Re-attending between 3 & 9 months - Adults	460	1,058	43.5%	50.8%	53.0%	50.6%
% of FP17s for Band 1 Urgent Courses	104	1,362	7.6%	10.4%	9.2%	9.1%
% of FP17s Relating to Free Repair or Replacements	9	1,362	0.7%	0.9%	1.0%	0.8%
% of FP17s Relating to Continuations	19	1,362	1.4%	1.1%	1.2%	1.1%
% of Patients satisfied with the dentistry they have received	1	1	N/A	91.1%	91.6%	91.4%
% of Patients satisfied with the time they had to wait for an appointment	1	1	N/A	87.5%	88.1%	87.7%

* This is based on patients treated on this contract for their most recent course of treatment. Figures in italics indicate the base number of FP17s or Patient Questionnaire responses are less than 100. N/A is shown where the base number of responses is less than 10 during the period. % is calculated as Quantity/Base number*100

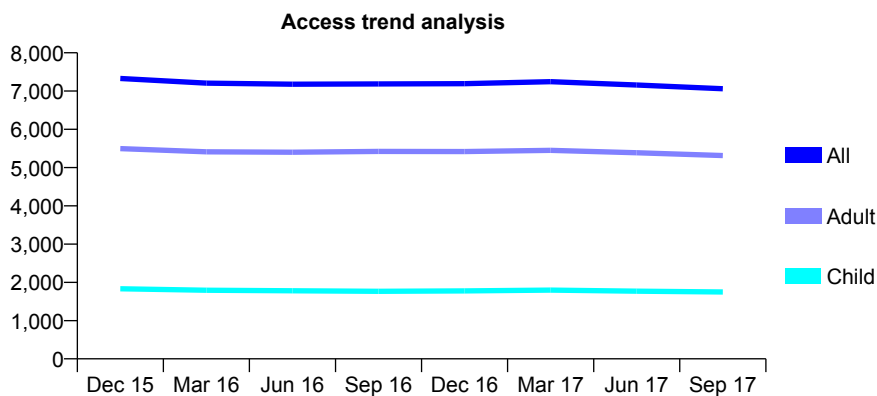
Q46 - Vital Signs At a Glance Contract Report for 126055/0001 - September 2017

Name or company name	Hamani Healthcare Ltd
Contract type name	GDS Contract
Purpose of contract	General
Contract start date	01/12/2011
Contract end date	

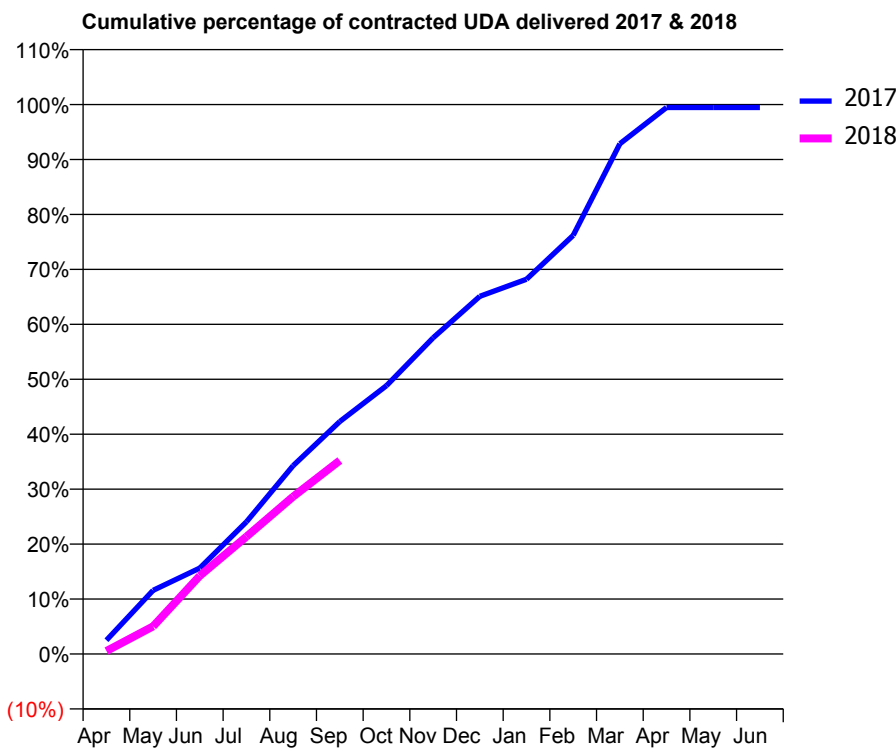
17/18 Contracted general activity (UDA)	23,392
Carry forward general activity (UDA)	0
17/18 Contracted orthodontic activity (UOA)	0
Carry forward orthodontic activity (UOA)	0
Baseline contract value	£579,762.52

ACCESS*

Patients seen in 24 months	Total	Change since previous quarter
Quarter ending September 2016	7,187	
Quarter ending December 2016	7,194	→
Quarter ending March 2017	7,247	→
Quarter ending June 2017	7,157	↓
Quarter ending September 2017	7,062	↓
Variance since September 2016	(1.7%)	↓



ACTIVITY



Month	Adjusted Scheduled Activity (UDA)	
	2017	2018
April	587	129
May	2,708	1,176
June	3,660	3,329
July	5,629	4,999
August	8,017	6,704
September	9,896	8,242
October	11,421	
November	13,460	
December	15,225	
January	15,953	
February	17,824	
March	21,722	
April	23,266	
May	23,266	
June	23,266	

QUALITY

	Quantity	Base Number	Contract	AT	Region	England
% of FP17s for the same patient ID Re-attending within 3 months - Children	126	1,264	10.0%	12.3%	12.8%	11.9%
% of FP17s for the same patient ID Re-attending within 3 months - Adults	540	3,563	15.2%	16.9%	16.5%	15.9%
% of FP17s for the same patient ID Re-attending between 3 & 9 months - Children	836	1,264	66.1%	57.6%	59.7%	58.1%
% of FP17s for the same patient ID Re-attending between 3 & 9 months - Adults	1,911	3,563	53.6%	50.8%	53.0%	50.6%
% of FP17s for Band 1 Urgent Courses	264	4,236	6.2%	10.4%	9.2%	9.1%
% of FP17s Relating to Free Repair or Replacements	33	4,236	0.8%	0.9%	1.0%	0.8%
% of FP17s Relating to Continuations	141	4,236	3.3%	1.1%	1.2%	1.1%
% of Patients satisfied with the dentistry they have received	4	4	N/A	91.1%	91.6%	91.4%
% of Patients satisfied with the time they had to wait for an appointment	4	4	N/A	87.5%	88.1%	87.7%

* This is based on patients treated on this contract for their most recent course of treatment. Figures in italics indicate the base number of FP17s or Patient Questionnaire responses are less than 100. N/A is shown where the base number of responses is less than 10 during the period. % is calculated as Quantity/Base number*100

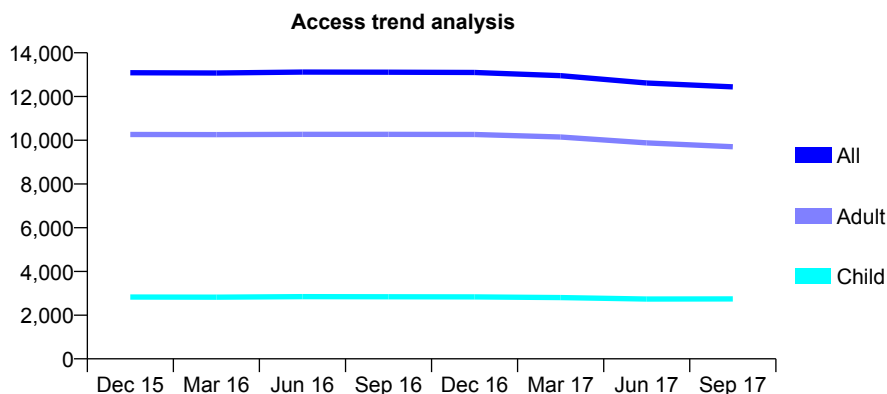
Q46 - Vital Signs At a Glance Contract Report for 126640/0001 - September 2017

Name or company name	Florence House Dental Practice Partnership
Contract type name	GDS Contract
Purpose of contract	General
Contract start date	01/11/2012
Contract end date	

17/18 Contracted general activity (UDA)	39,318
Carry forward general activity (UDA)	0
17/18 Contracted orthodontic activity (UOA)	0
Carry forward orthodontic activity (UOA)	0
Baseline contract value	£1,119,361.41

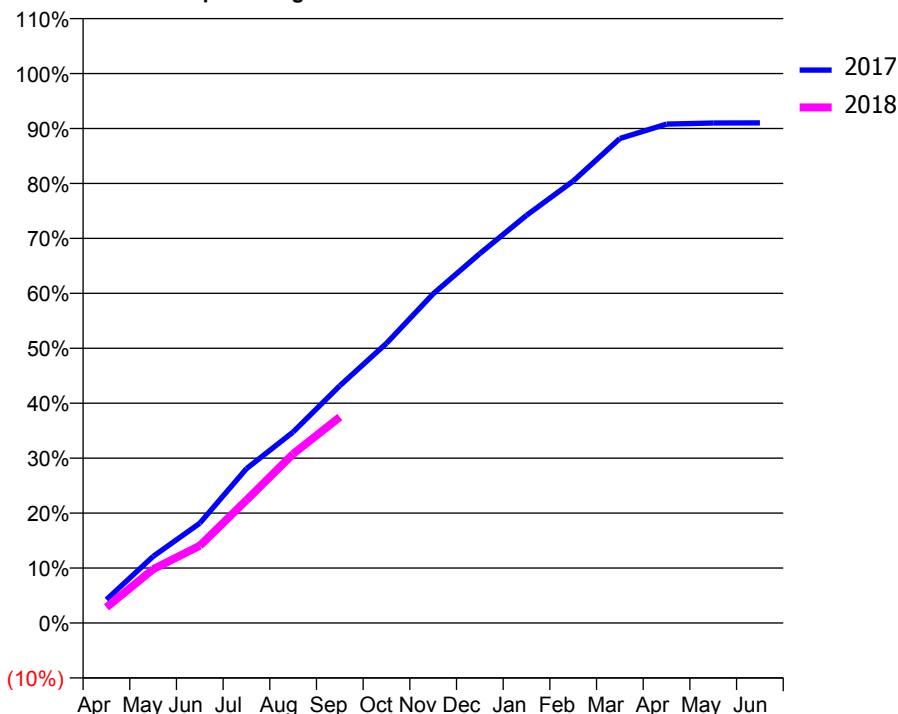
ACCESS*

Patients seen in 24 months	Total	Change since previous quarter
Quarter ending September 2016	13,110	
Quarter ending December 2016	13,099	→
Quarter ending March 2017	12,951	↓
Quarter ending June 2017	12,618	↓
Quarter ending September 2017	12,443	↓
Variance since September 2016	(5.1%)	↓



ACTIVITY

Cumulative percentage of contracted UDA delivered 2017 & 2018



Month	Adjusted Scheduled Activity (UDA)	
	2017	2018
April	1,674	1,124
May	4,763	3,854
June	7,137	5,527
July	11,039	8,788
August	13,668	12,100
September	16,976	14,737
October	20,011	
November	23,549	
December	26,433	
January	29,176	
February	31,624	
March	34,666	
April	35,701	
May	35,778	
June	35,786	

QUALITY

	Quantity	Base Number	Contract	AT	Region	England
% of FP17s for the same patient ID Re-attending within 3 months - Children	118	1,766	6.7%	12.3%	12.8%	11.9%
% of FP17s for the same patient ID Re-attending within 3 months - Adults	717	5,623	12.8%	16.9%	16.5%	15.9%
% of FP17s for the same patient ID Re-attending between 3 & 9 months - Children	985	1,766	55.8%	57.6%	59.7%	58.1%
% of FP17s for the same patient ID Re-attending between 3 & 9 months - Adults	3,046	5,623	54.2%	50.8%	53.0%	50.6%
% of FP17s for Band 1 Urgent Courses	487	6,865	7.1%	10.4%	9.2%	9.1%
% of FP17s Relating to Free Repair or Replacements	55	6,865	0.8%	0.9%	1.0%	0.8%
% of FP17s Relating to Continuations	121	6,865	1.8%	1.1%	1.2%	1.1%
% of Patients satisfied with the dentistry they have received	9	11	81.8%	91.1%	91.6%	91.4%
% of Patients satisfied with the time they had to wait for an appointment	9	11	81.8%	87.5%	88.1%	87.7%

* This is based on patients treated on this contract for their most recent course of treatment. Figures in italics indicate the base number of FP17s or Patient Questionnaire responses are less than 100. N/A is shown where the base number of responses is less than 10 during the period. % is calculated as Quantity/Base number*100

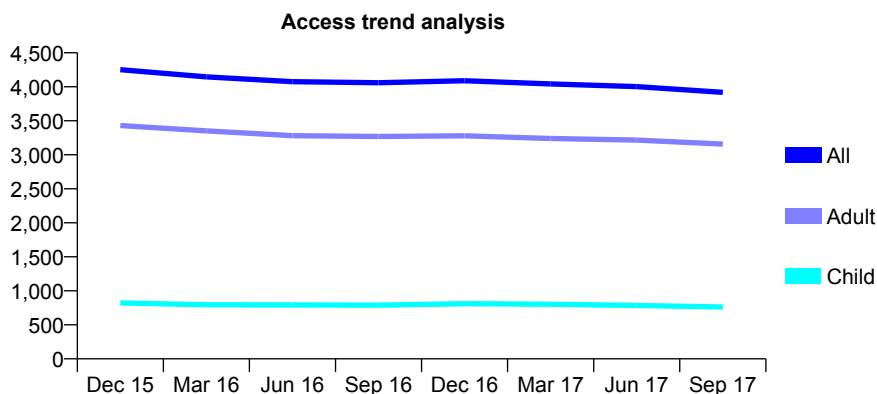
Q46 - Vital Signs At a Glance Contract Report for 127477/0001 - September 2017

Name or company name	Hollinwood Dental Practice
Contract type name	GDS Contract
Purpose of contract	General
Contract start date	01/04/2012
Contract end date	

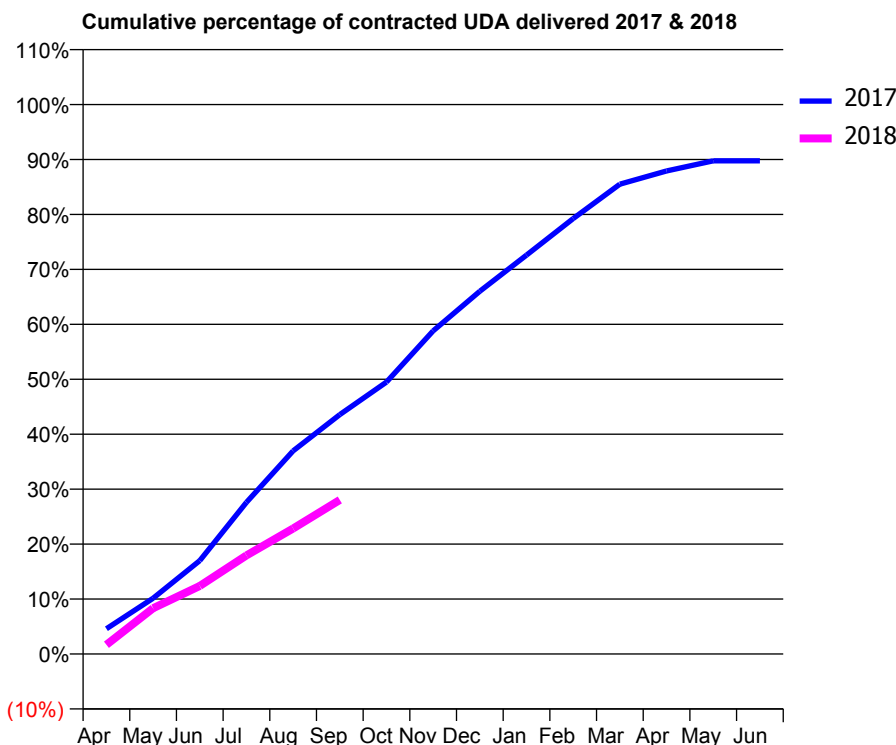
17/18 Contracted general activity (UDA)	13,992
Carry forward general activity (UDA)	0
17/18 Contracted orthodontic activity (UOA)	0
Carry forward orthodontic activity (UOA)	0
Baseline contract value	£379,450.23

ACCESS*

Patients seen in 24 months	Total	Change since previous quarter
Quarter ending September 2016	4,059	
Quarter ending December 2016	4,090	→
Quarter ending March 2017	4,043	↓
Quarter ending June 2017	4,002	↓
Quarter ending September 2017	3,918	↓
Variance since September 2016	(3.5%)	↓



ACTIVITY



Month	Adjusted Scheduled Activity (UDA)	
	2017	2018
April	643	235
May	1,420	1,167
June	2,378	1,735
July	3,863	2,511
August	5,174	3,195
September	6,096	3,923
October	6,925	
November	8,229	
December	9,238	
January	10,159	
February	11,088	
March	11,964	
April	12,301	
May	12,559	
June	12,559	

QUALITY

	Quantity	Base Number	Contract	AT	Region	England
% of FP17s for the same patient ID Re-attending within 3 months - Children	33	468	7.1%	12.3%	12.8%	11.9%
% of FP17s for the same patient ID Re-attending within 3 months - Adults	246	1,888	13.0%	16.9%	16.5%	15.9%
% of FP17s for the same patient ID Re-attending between 3 & 9 months - Children	323	468	69.0%	57.6%	59.7%	58.1%
% of FP17s for the same patient ID Re-attending between 3 & 9 months - Adults	1,106	1,888	58.6%	50.8%	53.0%	50.6%
% of FP17s for Band 1 Urgent Courses	223	2,048	10.9%	10.4%	9.2%	9.1%
% of FP17s Relating to Free Repair or Replacements	11	2,048	0.5%	0.9%	1.0%	0.8%
% of FP17s Relating to Continuations	30	2,048	1.5%	1.1%	1.2%	1.1%
% of Patients satisfied with the dentistry they have received	3	3	N/A	91.1%	91.6%	91.4%
% of Patients satisfied with the time they had to wait for an appointment	2	3	N/A	87.5%	88.1%	87.7%

* This is based on patients treated on this contract for their most recent course of treatment. Figures in italics indicate the base number of FP17s or Patient Questionnaire responses are less than 100. N/A is shown where the base number of responses is less than 10 during the period. % is calculated as Quantity/Base number*100

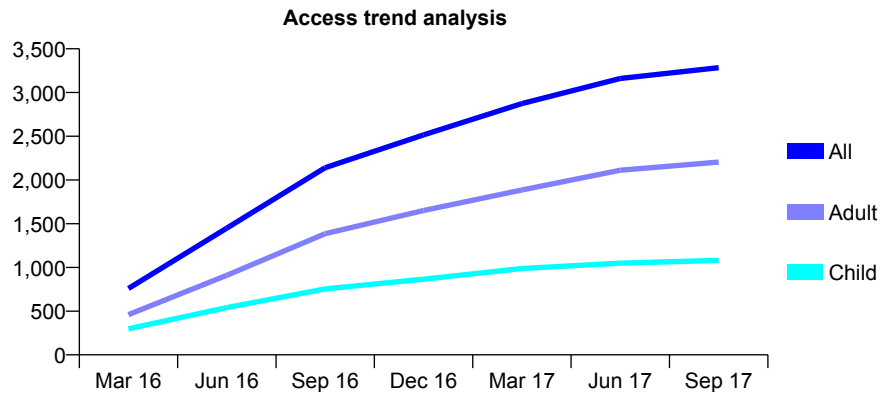
Q46 - Vital Signs At a Glance Contract Report for 127949/0001 - September 2017

Name or company name	Mrs S Singh & Mr D Singh
Contract type name	GDS Contract
Purpose of contract	General
Contract start date	18/01/2016
Contract end date	

17/18 Contracted general activity (UDA)	10,570
Carry forward general activity (UDA)	-36
17/18 Contracted orthodontic activity (UOA)	0
Carry forward orthodontic activity (UOA)	0
Baseline contract value	£368,087.79

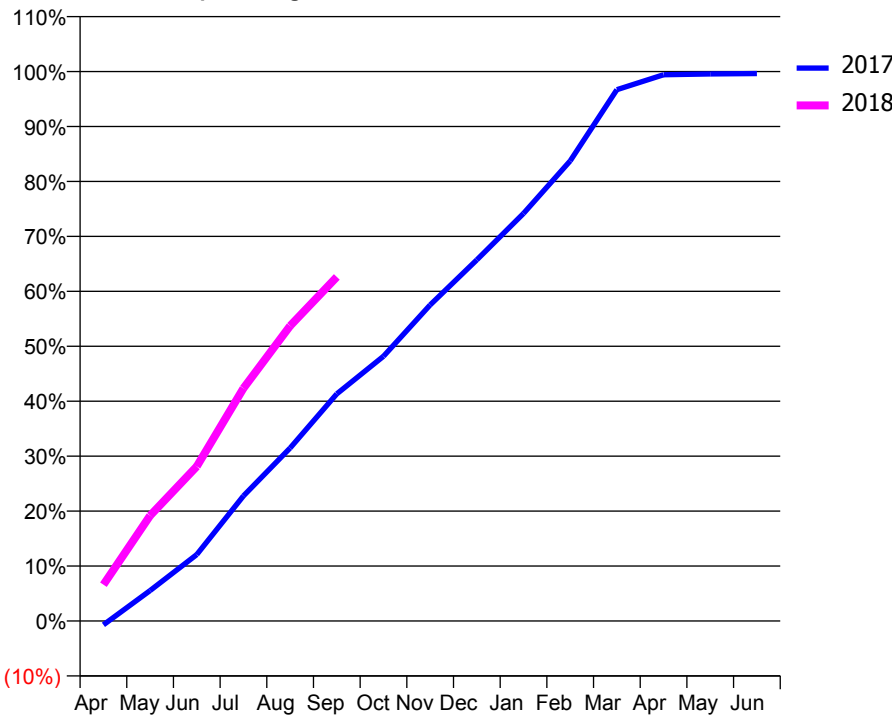
ACCESS*

Patients seen in 24 months	Total	Change since previous quarter
Quarter ending September 2016	2,140	
Quarter ending December 2016	2,516	↑
Quarter ending March 2017	2,874	↑
Quarter ending June 2017	3,160	↑
Quarter ending September 2017	3,284	↑
Variance since September 2016	53.5%	↑



ACTIVITY

Cumulative percentage of contracted UDA delivered 2017 & 2018



Month	Adjusted Scheduled Activity (UDA)	
	2017	2018
April	-76	700
May	587	2,027
June	1,279	2,975
July	2,408	4,477
August	3,329	5,678
September	4,369	6,619
October	5,094	
November	6,081	
December	6,948	
January	7,841	
February	8,850	
March	10,220	
April	10,507	
May	10,522	
June	10,531	

QUALITY

	Quantity	Base Number	Contract	AT	Region	England
% of FP17s for the same patient ID Re-attending within 3 months - Children	92	812	11.3%	12.3%	12.8%	11.9%
% of FP17s for the same patient ID Re-attending within 3 months - Adults	366	1,666	22.0%	16.9%	16.5%	15.9%
% of FP17s for the same patient ID Re-attending between 3 & 9 months - Children	471	812	58.0%	57.6%	59.7%	58.1%
% of FP17s for the same patient ID Re-attending between 3 & 9 months - Adults	755	1,666	45.3%	50.8%	53.0%	50.6%
% of FP17s for Band 1 Urgent Courses	311	2,359	13.2%	10.4%	9.2%	9.1%
% of FP17s Relating to Free Repair or Replacements	30	2,359	1.3%	0.9%	1.0%	0.8%
% of FP17s Relating to Continuations	22	2,359	0.9%	1.1%	1.2%	1.1%
% of Patients satisfied with the dentistry they have received	2	3	N/A	91.1%	91.6%	91.4%
% of Patients satisfied with the time they had to wait for an appointment	2	3	N/A	87.5%	88.1%	87.7%

* This is based on patients treated on this contract for their most recent course of treatment. Figures in italics indicate the base number of FP17s or Patient Questionnaire responses are less than 100. N/A is shown where the base number of responses is less than 10 during the period. % is calculated as Quantity/Base number*100

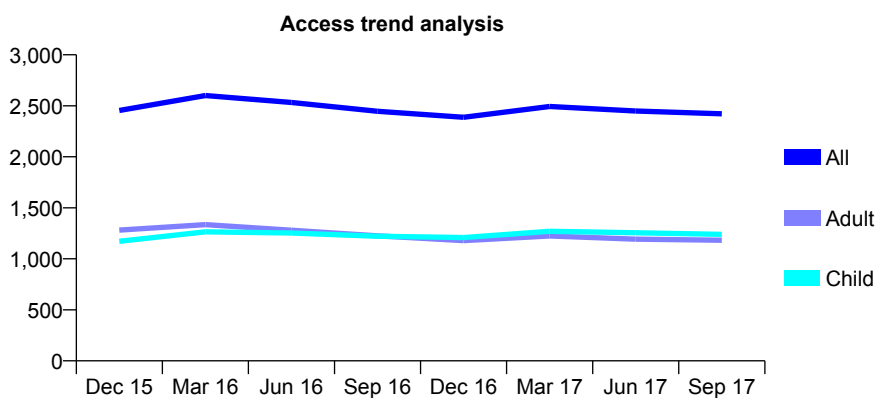
Q46 - Vital Signs At a Glance Contract Report for 128007/0001 - September 2017

Name or company name	Ashton Road Limited Company
Contract type name	GDS Contract
Purpose of contract	General
Contract start date	06/04/2007
Contract end date	

17/18 Contracted general activity (UDA)	8,609
Carry forward general activity (UDA)	0
17/18 Contracted orthodontic activity (UOA)	0
Carry forward orthodontic activity (UOA)	0
Baseline contract value	£233,458.15

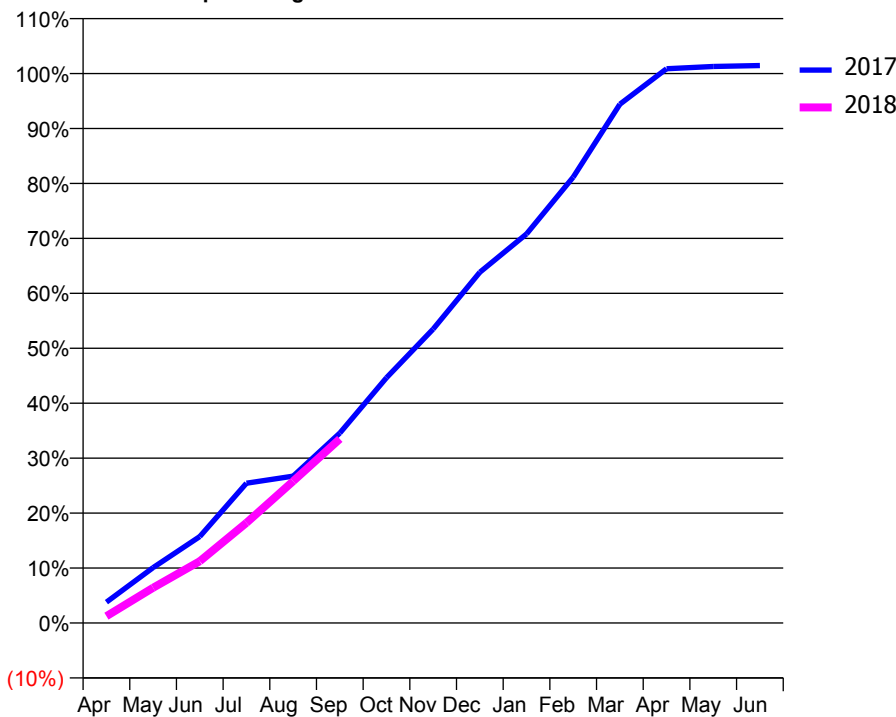
ACCESS*

Patients seen in 24 months	Total	Change since previous quarter
Quarter ending September 2016	2,447	
Quarter ending December 2016	2,387	↓
Quarter ending March 2017	2,494	↑
Quarter ending June 2017	2,449	↓
Quarter ending September 2017	2,422	↓
Variance since September 2016	(1.0%)	↓



ACTIVITY

Cumulative percentage of contracted UDA delivered 2017 & 2018



Month	Adjusted Scheduled Activity (UDA)	
	2017	2018
April	328	108
May	869	552
June	1,356	969
July	2,191	1,570
August	2,301	2,222
September	2,976	2,885
October	3,842	
November	4,605	
December	5,495	
January	6,095	
February	6,984	
March	8,127	
April	8,683	
May	8,719	
June	8,734	

QUALITY

	Quantity	Base Number	Contract	AT	Region	England
% of FP17s for the same patient ID Re-attending within 3 months - Children	55	610	9.0%	12.3%	12.8%	11.9%
% of FP17s for the same patient ID Re-attending within 3 months - Adults	45	539	8.3%	16.9%	16.5%	15.9%
% of FP17s for the same patient ID Re-attending between 3 & 9 months - Children	308	610	50.5%	57.6%	59.7%	58.1%
% of FP17s for the same patient ID Re-attending between 3 & 9 months - Adults	277	539	51.4%	50.8%	53.0%	50.6%
% of FP17s for Band 1 Urgent Courses	29	1,016	2.9%	10.4%	9.2%	9.1%
% of FP17s Relating to Free Repair or Replacements	1	1,016	0.1%	0.9%	1.0%	0.8%
% of FP17s Relating to Continuations	7	1,016	0.7%	1.1%	1.2%	1.1%
% of Patients satisfied with the dentistry they have received	2	3	N/A	91.1%	91.6%	91.4%
% of Patients satisfied with the time they had to wait for an appointment	2	3	N/A	87.5%	88.1%	87.7%

* This is based on patients treated on this contract for their most recent course of treatment. Figures in italics indicate the base number of FP17s or Patient Questionnaire responses are less than 100. N/A is shown where the base number of responses is less than 10 during the period. % is calculated as Quantity/Base number*100

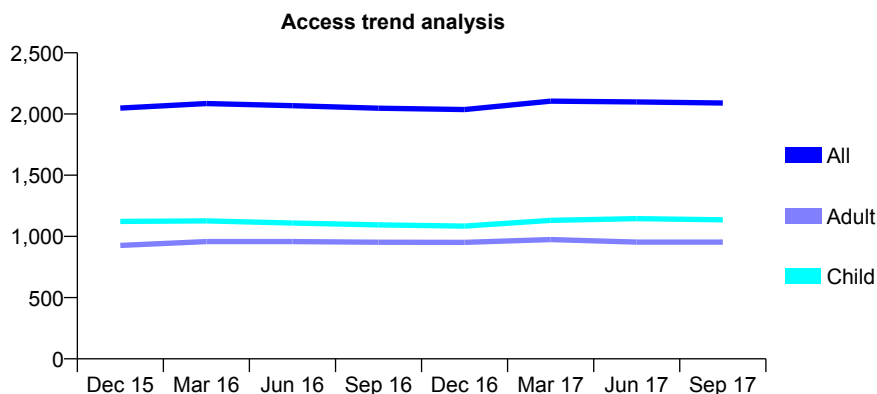
Q46 - Vital Signs At a Glance Contract Report for 128236/0001 - September 2017

Name or company name	Maple Road Dental Practice
Contract type name	GDS Contract
Purpose of contract	General
Contract start date	01/07/2009
Contract end date	

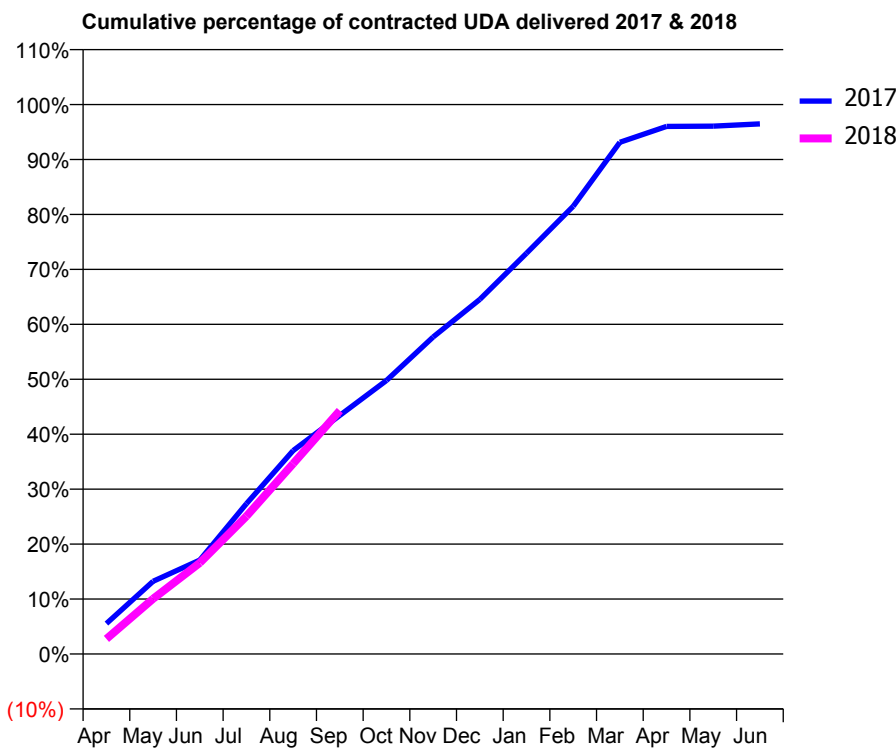
17/18 Contracted general activity (UDA)	5,704
Carry forward general activity (UDA)	0
17/18 Contracted orthodontic activity (UOA)	0
Carry forward orthodontic activity (UOA)	0
Baseline contract value	£151,076.77

ACCESS*

Patients seen in 24 months	Total	Change since previous quarter
Quarter ending September 2016	2,047	
Quarter ending December 2016	2,036	→
Quarter ending March 2017	2,105	↑
Quarter ending June 2017	2,099	→
Quarter ending September 2017	2,090	→
Variance since September 2016	2.1%	↑



ACTIVITY



Month	Adjusted Scheduled Activity (UDA)	
	2017	2018
April	317	157
May	755	574
June	975	946
July	1,560	1,430
August	2,112	1,976
September	2,477	2,527
October	2,840	
November	3,291	
December	3,682	
January	4,160	
February	4,648	
March	5,312	
April	5,477	
May	5,479	
June	5,503	

QUALITY

	Quantity	Base Number	Contract	AT	Region	England
% of FP17s for the same patient ID Re-attending within 3 months - Children	125	1,068	11.7%	12.3%	12.8%	11.9%
% of FP17s for the same patient ID Re-attending within 3 months - Adults	123	659	18.7%	16.9%	16.5%	15.9%
% of FP17s for the same patient ID Re-attending between 3 & 9 months - Children	728	1,068	68.2%	57.6%	59.7%	58.1%
% of FP17s for the same patient ID Re-attending between 3 & 9 months - Adults	344	659	52.2%	50.8%	53.0%	50.6%
% of FP17s for Band 1 Urgent Courses	159	1,603	9.9%	10.4%	9.2%	9.1%
% of FP17s Relating to Free Repair or Replacements	4	1,603	0.2%	0.9%	1.0%	0.8%
% of FP17s Relating to Continuations	1	1,603	0.1%	1.1%	1.2%	1.1%
% of Patients satisfied with the dentistry they have received	0	0	N/A	91.1%	91.6%	91.4%
% of Patients satisfied with the time they had to wait for an appointment	0	0	N/A	87.5%	88.1%	87.7%

* This is based on patients treated on this contract for their most recent course of treatment. Figures in italics indicate the base number of FP17s or Patient Questionnaire responses are less than 100. N/A is shown where the base number of responses is less than 10 during the period. % is calculated as Quantity/Base number*100

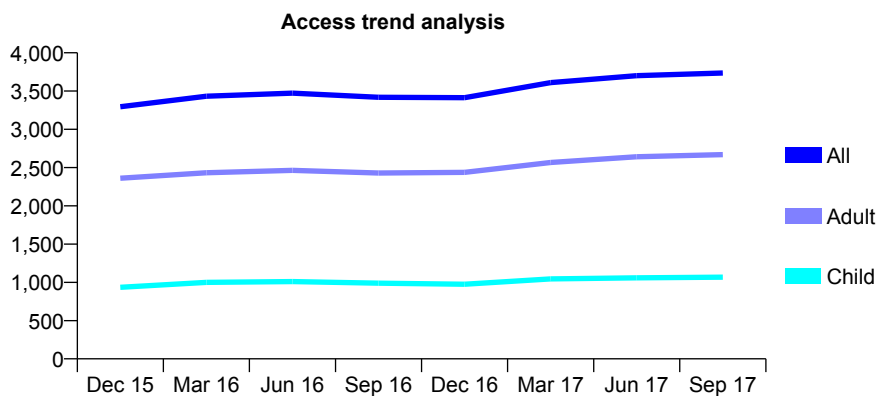
Q46 - Vital Signs At a Glance Contract Report for 129364/0001 - September 2017

Name or company name	DHS Dental Practices Ltd
Contract type name	GDS Contract
Purpose of contract	General
Contract start date	25/01/2010
Contract end date	

17/18 Contracted general activity (UDA)	13,044
Carry forward general activity (UDA)	0
17/18 Contracted orthodontic activity (UOA)	0
Carry forward orthodontic activity (UOA)	0
Baseline contract value	£326,098.41

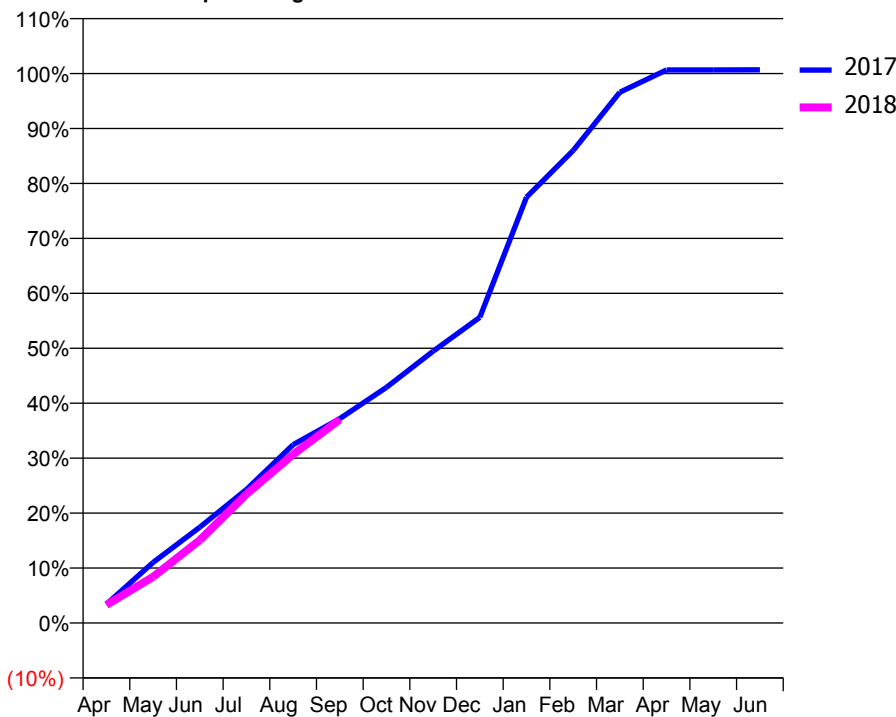
ACCESS*

Patients seen in 24 months	Total	Change since previous quarter
Quarter ending September 2016	3,418	
Quarter ending December 2016	3,413	→
Quarter ending March 2017	3,611	↑
Quarter ending June 2017	3,701	↑
Quarter ending September 2017	3,736	→
Variance since September 2016	9.3%	↑



ACTIVITY

Cumulative percentage of contracted UDA delivered 2017 & 2018



Month	Adjusted Scheduled Activity (UDA)	
	2017	2018
April	424	430
May	1,356	1,098
June	2,146	1,967
July	2,990	3,061
August	3,993	4,002
September	4,573	4,833
October	5,275	
November	6,084	
December	6,843	
January	9,533	
February	10,577	
March	11,881	
April	12,381	
May	12,380	
June	12,383	

QUALITY

	Quantity	Base Number	Contract	AT	Region	England
% of FP17s for the same patient ID Re-attending within 3 months - Children	46	677	6.8%	12.3%	12.8%	11.9%
% of FP17s for the same patient ID Re-attending within 3 months - Adults	265	1,706	15.5%	16.9%	16.5%	15.9%
% of FP17s for the same patient ID Re-attending between 3 & 9 months - Children	423	677	62.5%	57.6%	59.7%	58.1%
% of FP17s for the same patient ID Re-attending between 3 & 9 months - Adults	988	1,706	57.9%	50.8%	53.0%	50.6%
% of FP17s for Band 1 Urgent Courses	270	2,138	12.6%	10.4%	9.2%	9.1%
% of FP17s Relating to Free Repair or Replacements	11	2,138	0.5%	0.9%	1.0%	0.8%
% of FP17s Relating to Continuations	6	2,138	0.3%	1.1%	1.2%	1.1%
% of Patients satisfied with the dentistry they have received	5	5	N/A	91.1%	91.6%	91.4%
% of Patients satisfied with the time they had to wait for an appointment	4	5	N/A	87.5%	88.1%	87.7%

* This is based on patients treated on this contract for their most recent course of treatment. Figures in italics indicate the base number of FP17s or Patient Questionnaire responses are less than 100. N/A is shown where the base number of responses is less than 10 during the period. % is calculated as Quantity/Base number*100

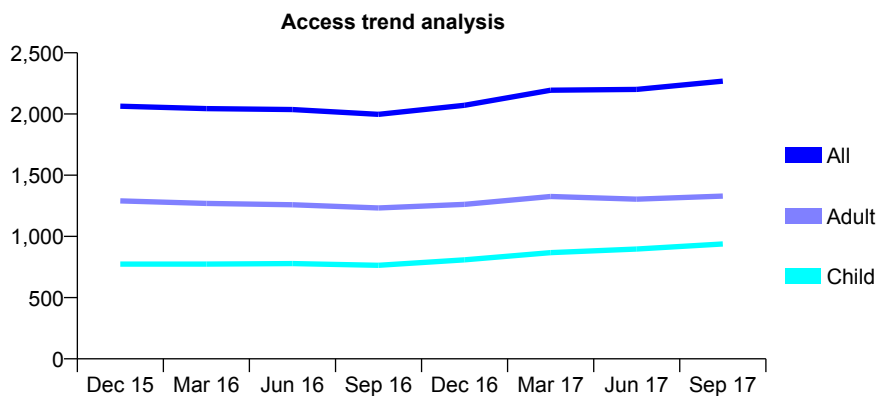
Q46 - Vital Signs At a Glance Contract Report for 129364/0002 - September 2017

Name or company name	DHS Dental Practices Ltd
Contract type name	GDS Contract
Purpose of contract	General
Contract start date	16/08/2010
Contract end date	

17/18 Contracted general activity (UDA)	6,957
Carry forward general activity (UDA)	0
17/18 Contracted orthodontic activity (UOA)	0
Carry forward orthodontic activity (UOA)	0
Baseline contract value	£173,554.69

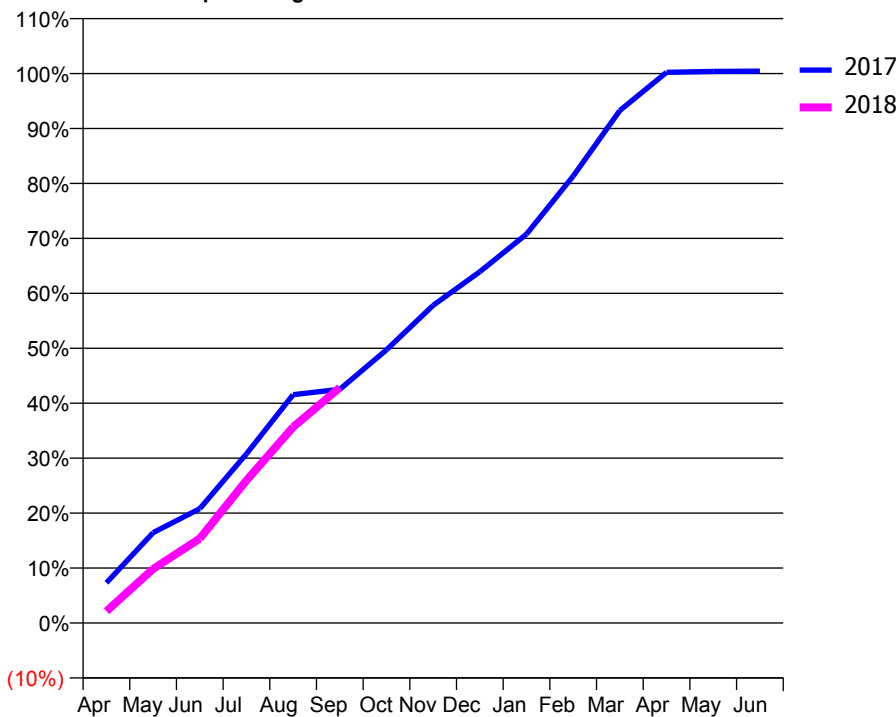
ACCESS*

Patients seen in 24 months	Total	Change since previous quarter
Quarter ending September 2016	1,997	
Quarter ending December 2016	2,071	↑
Quarter ending March 2017	2,194	↑
Quarter ending June 2017	2,201	→
Quarter ending September 2017	2,268	↑
Variance since September 2016	13.6%	↑



ACTIVITY

Cumulative percentage of contracted UDA delivered 2017 & 2018



Adjusted Scheduled Activity (UDA)

Month	2017	2018
April	510	149
May	1,144	684
June	1,448	1,070
July	2,141	1,805
August	2,891	2,481
September	2,958	2,981
October	3,459	
November	4,023	
December	4,448	
January	4,924	
February	5,657	
March	6,490	
April	6,972	
May	6,983	
June	6,986	

QUALITY

	Quantity	Base Number	Contract	AT	Region	England
% of FP17s for the same patient ID Re-attending within 3 months - Children	52	821	6.3%	12.3%	12.8%	11.9%
% of FP17s for the same patient ID Re-attending within 3 months - Adults	114	1,006	11.3%	16.9%	16.5%	15.9%
% of FP17s for the same patient ID Re-attending between 3 & 9 months - Children	521	821	63.5%	57.6%	59.7%	58.1%
% of FP17s for the same patient ID Re-attending between 3 & 9 months - Adults	597	1,006	59.3%	50.8%	53.0%	50.6%
% of FP17s for Band 1 Urgent Courses	110	1,564	7.0%	10.4%	9.2%	9.1%
% of FP17s Relating to Free Repair or Replacements	3	1,564	0.2%	0.9%	1.0%	0.8%
% of FP17s Relating to Continuations	0	1,564	0.0%	1.1%	1.2%	1.1%
% of Patients satisfied with the dentistry they have received	0	0	N/A	91.1%	91.6%	91.4%
% of Patients satisfied with the time they had to wait for an appointment	0	0	N/A	87.5%	88.1%	87.7%

* This is based on patients treated on this contract for their most recent course of treatment. Figures in italics indicate the base number of FP17s or Patient Questionnaire responses are less than 100. N/A is shown where the base number of responses is less than 10 during the period. % is calculated as Quantity/Base number*100

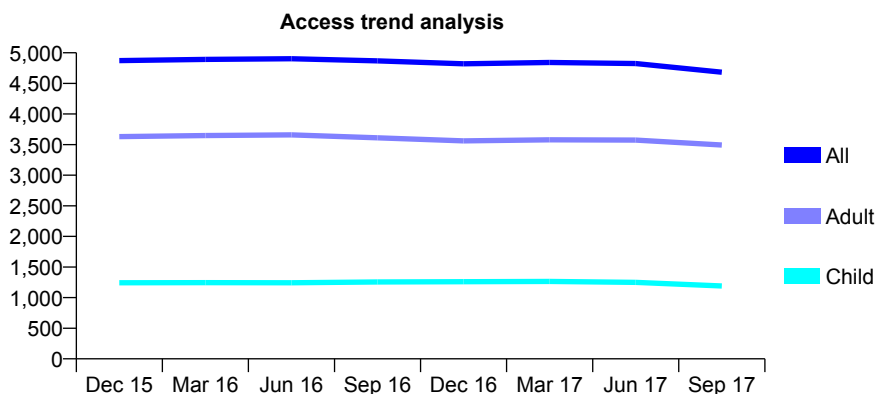
Q46 - Vital Signs At a Glance Contract Report for 129739/0001 - September 2017

Name or company name	Offerton Fold Dental Practice Ltd
Contract type name	GDS Contract
Purpose of contract	General
Contract start date	01/04/2008
Contract end date	

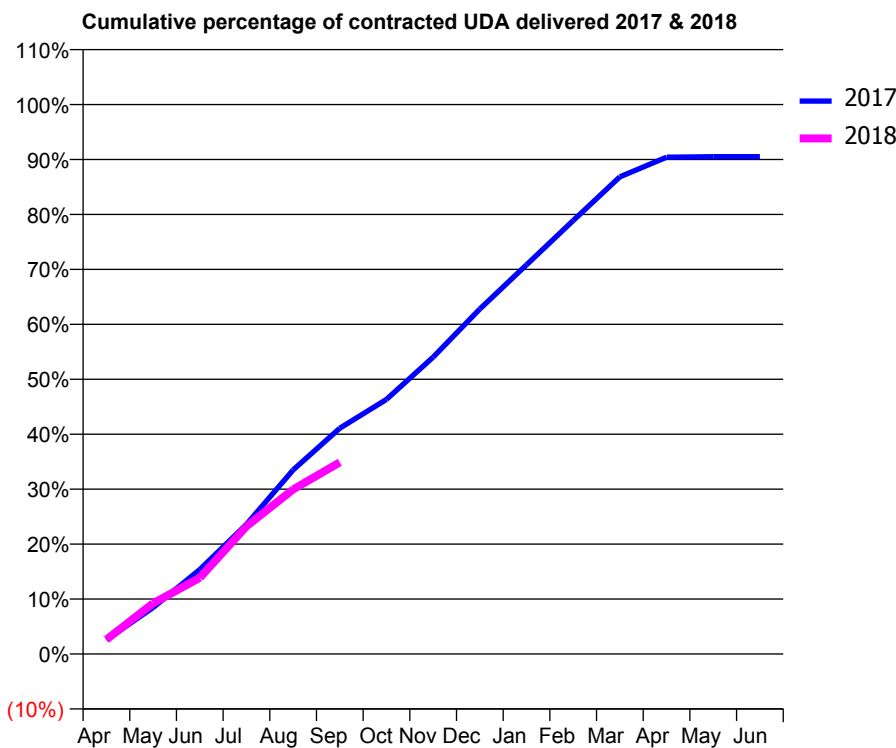
17/18 Contracted general activity (UDA)	14,812
Carry forward general activity (UDA)	0
17/18 Contracted orthodontic activity (UOA)	0
Carry forward orthodontic activity (UOA)	0
Baseline contract value	£508,809.55

ACCESS*

Patients seen in 24 months	Total	Change since previous quarter
Quarter ending September 2016	4,868	
Quarter ending December 2016	4,821	→
Quarter ending March 2017	4,842	→
Quarter ending June 2017	4,824	→
Quarter ending September 2017	4,684	↓
Variance since September 2016	(3.8%)	↓



ACTIVITY



Month	Adjusted Scheduled Activity (UDA)	
	2017	2018
April	384	389
May	1,253	1,366
June	2,278	2,053
July	3,497	3,441
August	4,962	4,436
September	6,087	5,169
October	6,864	
November	8,003	
December	9,300	
January	10,492	
February	11,684	
March	12,862	
April	13,390	
May	13,406	
June	13,406	

QUALITY

	Quantity	Base Number	Contract	AT	Region	England
% of FP17s for the same patient ID Re-attending within 3 months - Children	49	694	7.1%	12.3%	12.8%	11.9%
% of FP17s for the same patient ID Re-attending within 3 months - Adults	290	2,203	13.2%	16.9%	16.5%	15.9%
% of FP17s for the same patient ID Re-attending between 3 & 9 months - Children	444	694	64.0%	57.6%	59.7%	58.1%
% of FP17s for the same patient ID Re-attending between 3 & 9 months - Adults	1,246	2,203	56.6%	50.8%	53.0%	50.6%
% of FP17s for Band 1 Urgent Courses	178	2,660	6.7%	10.4%	9.2%	9.1%
% of FP17s Relating to Free Repair or Replacements	29	2,660	1.1%	0.9%	1.0%	0.8%
% of FP17s Relating to Continuations	44	2,660	1.7%	1.1%	1.2%	1.1%
% of Patients satisfied with the dentistry they have received	2	2	N/A	91.1%	91.6%	91.4%
% of Patients satisfied with the time they had to wait for an appointment	2	2	N/A	87.5%	88.1%	87.7%

* This is based on patients treated on this contract for their most recent course of treatment. Figures in italics indicate the base number of FP17s or Patient Questionnaire responses are less than 100. N/A is shown where the base number of responses is less than 10 during the period. % is calculated as Quantity/Base number*100

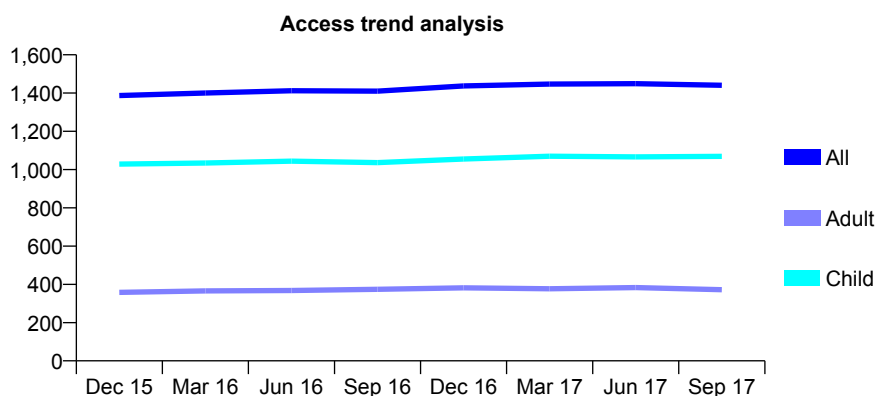
Q46 - Vital Signs At a Glance Contract Report for 130001/0001 - September 2017

Name or company name	530 Dental Care
Contract type name	GDS Contract
Purpose of contract	General
Contract start date	01/06/2010
Contract end date	

17/18 Contracted general activity (UDA)	4,012
Carry forward general activity (UDA)	0
17/18 Contracted orthodontic activity (UOA)	0
Carry forward orthodontic activity (UOA)	0
Baseline contract value	£91,674.19

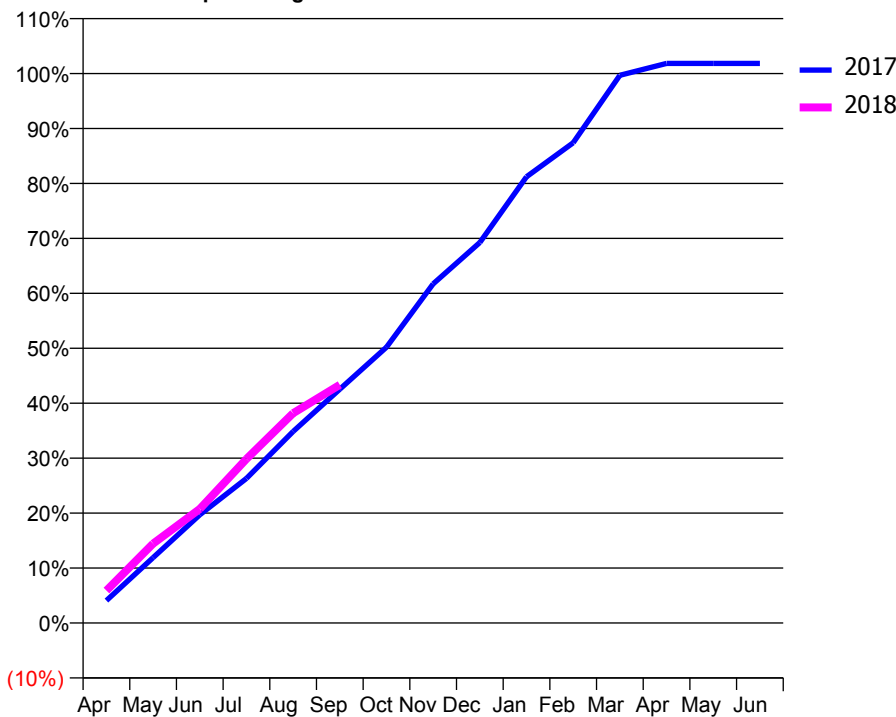
ACCESS*

Patients seen in 24 months	Total	Change since previous quarter
Quarter ending September 2016	1,410	
Quarter ending December 2016	1,437	→
Quarter ending March 2017	1,447	→
Quarter ending June 2017	1,449	→
Quarter ending September 2017	1,441	→
Variance since September 2016	2.2%	↑



ACTIVITY

Cumulative percentage of contracted UDA delivered 2017 & 2018



Month	Adjusted Scheduled Activity (UDA)	
	2017	2018
April	164	237
May	477	579
June	790	833
July	1,056	1,198
August	1,398	1,532
September	1,708	1,739
October	2,014	
November	2,476	
December	2,779	
January	3,258	
February	3,506	
March	3,999	
April	4,086	
May	4,086	
June	4,086	

QUALITY

	Quantity	Base Number	Contract	AT	Region	England
% of FP17s for the same patient ID Re-attending within 3 months - Children	125	969	12.9%	12.3%	12.8%	11.9%
% of FP17s for the same patient ID Re-attending within 3 months - Adults	18	169	10.7%	16.9%	16.5%	15.9%
% of FP17s for the same patient ID Re-attending between 3 & 9 months - Children	636	969	65.6%	57.6%	59.7%	58.1%
% of FP17s for the same patient ID Re-attending between 3 & 9 months - Adults	112	169	66.3%	50.8%	53.0%	50.6%
% of FP17s for Band 1 Urgent Courses	5	1,077	0.5%	10.4%	9.2%	9.1%
% of FP17s Relating to Free Repair or Replacements	0	1,077	0.0%	0.9%	1.0%	0.8%
% of FP17s Relating to Continuations	31	1,077	2.9%	1.1%	1.2%	1.1%
% of Patients satisfied with the dentistry they have received	1	1	N/A	91.1%	91.6%	91.4%
% of Patients satisfied with the time they had to wait for an appointment	1	1	N/A	87.5%	88.1%	87.7%

* This is based on patients treated on this contract for their most recent course of treatment. Figures in italics indicate the base number of FP17s or Patient Questionnaire responses are less than 100. N/A is shown where the base number of responses is less than 10 during the period. % is calculated as Quantity/Base number*100

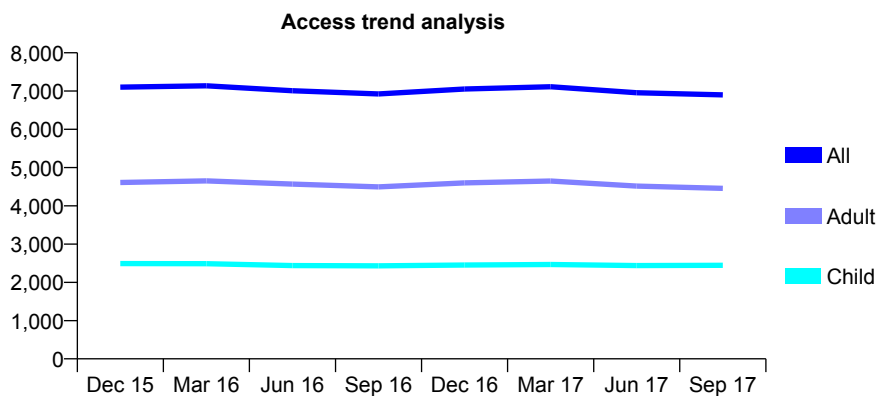
Q46 - Vital Signs At a Glance Contract Report for 130761/0001 - September 2017

Name or company name	Ravat & Ray Dental Care (Deane) Ltd
Contract type name	GDS Contract
Purpose of contract	General
Contract start date	01/04/2011
Contract end date	

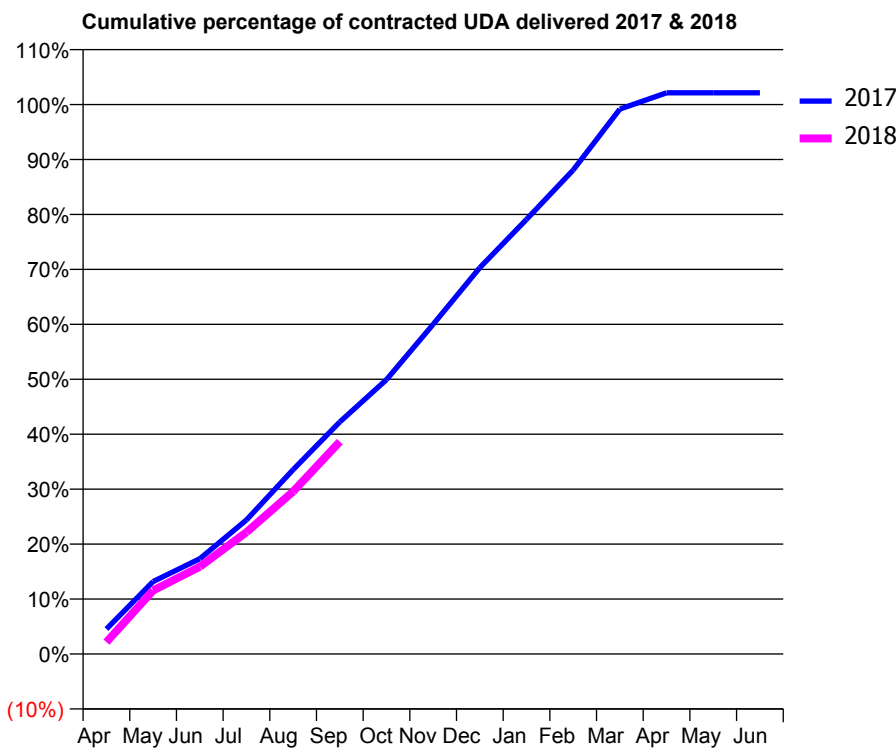
17/18 Contracted general activity (UDA)	18,900
Carry forward general activity (UDA)	0
17/18 Contracted orthodontic activity (UOA)	0
Carry forward orthodontic activity (UOA)	0
Baseline contract value	£520,307.77

ACCESS*

Patients seen in 24 months	Total	Change since previous quarter
Quarter ending September 2016	6,926	
Quarter ending December 2016	7,052	→
Quarter ending March 2017	7,114	→
Quarter ending June 2017	6,956	↓
Quarter ending September 2017	6,901	→
Variance since September 2016	(0.4%)	→



ACTIVITY



Month	Adjusted Scheduled Activity (UDA)	
	2017	2018
April	860	410
May	2,491	2,185
June	3,275	3,003
July	4,613	4,188
August	6,339	5,587
September	7,982	7,304
October	9,437	
November	11,339	
December	13,291	
January	14,951	
February	16,646	
March	18,741	
April	19,302	
May	19,301	
June	19,301	

QUALITY

	Quantity	Base Number	Contract	AT	Region	England
% of FP17s for the same patient ID Re-attending within 3 months - Children	189	1,954	9.7%	12.3%	12.8%	11.9%
% of FP17s for the same patient ID Re-attending within 3 months - Adults	307	2,758	11.1%	16.9%	16.5%	15.9%
% of FP17s for the same patient ID Re-attending between 3 & 9 months - Children	1,300	1,954	66.5%	57.6%	59.7%	58.1%
% of FP17s for the same patient ID Re-attending between 3 & 9 months - Adults	1,723	2,758	62.5%	50.8%	53.0%	50.6%
% of FP17s for Band 1 Urgent Courses	407	4,437	9.2%	10.4%	9.2%	9.1%
% of FP17s Relating to Free Repair or Replacements	27	4,437	0.6%	0.9%	1.0%	0.8%
% of FP17s Relating to Continuations	0	4,437	0.0%	1.1%	1.2%	1.1%
% of Patients satisfied with the dentistry they have received	5	5	N/A	91.1%	91.6%	91.4%
% of Patients satisfied with the time they had to wait for an appointment	4	5	N/A	87.5%	88.1%	87.7%

* This is based on patients treated on this contract for their most recent course of treatment. Figures in italics indicate the base number of FP17s or Patient Questionnaire responses are less than 100. N/A is shown where the base number of responses is less than 10 during the period. % is calculated as Quantity/Base number*100

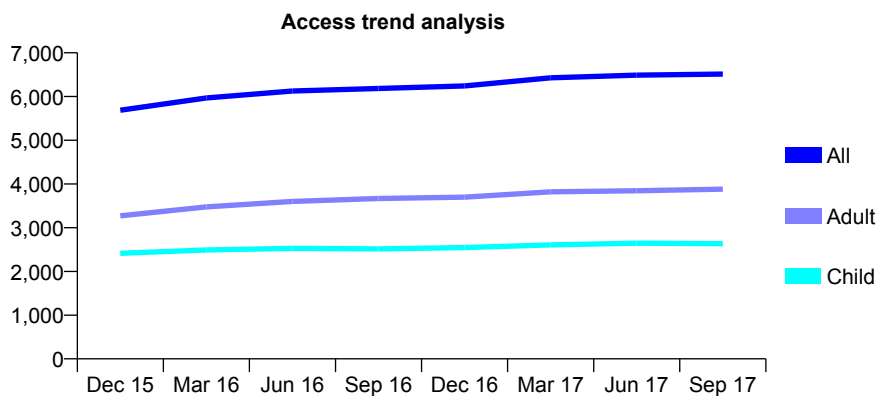
Q46 - Vital Signs At a Glance Contract Report for 131318/0001 - September 2017

Name or company name	Bennison Dental Practice
Contract type name	GDS Contract
Purpose of contract	General
Contract start date	01/10/2014
Contract end date	

17/18 Contracted general activity (UDA)	21,338
Carry forward general activity (UDA)	0
17/18 Contracted orthodontic activity (UOA)	0
Carry forward orthodontic activity (UOA)	0
Baseline contract value	£685,194.83

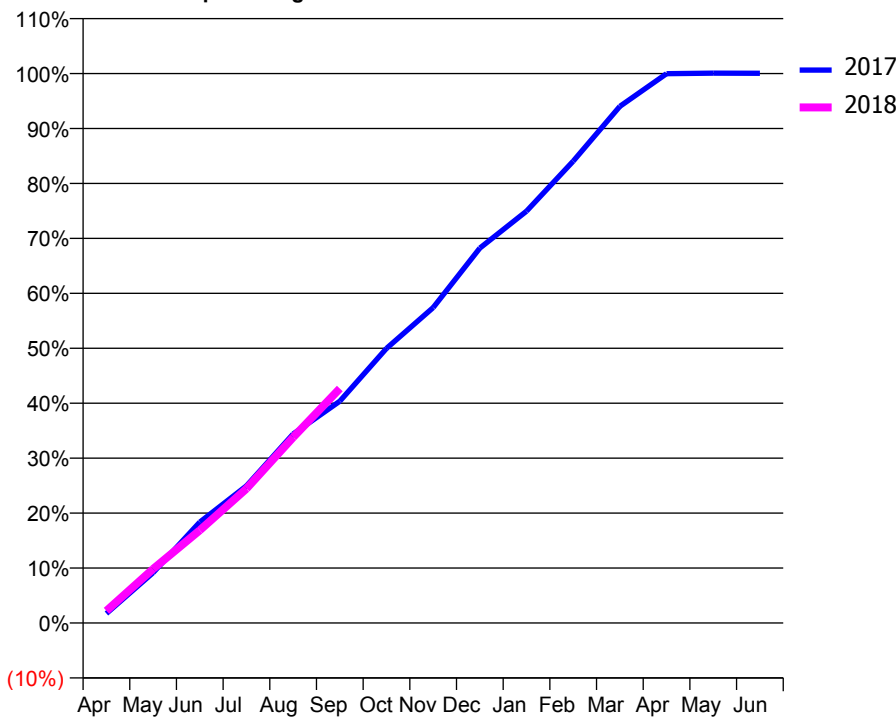
ACCESS*

Patients seen in 24 months	Total	Change since previous quarter
Quarter ending September 2016	6,183	
Quarter ending December 2016	6,242	→
Quarter ending March 2017	6,428	↑
Quarter ending June 2017	6,490	→
Quarter ending September 2017	6,513	→
Variance since September 2016	5.3%	↑



ACTIVITY

Cumulative percentage of contracted UDA delivered 2017 & 2018



Month	Adjusted Scheduled Activity (UDA)	
	2017	2018
April	369	475
May	1,956	2,099
June	3,916	3,600
July	5,324	5,215
August	7,339	7,212
September	8,612	9,108
October	10,664	
November	12,248	
December	14,559	
January	15,991	
February	17,936	
March	20,063	
April	21,333	
May	21,350	
June	21,347	

QUALITY

	Quantity	Base Number	Contract	AT	Region	England
% of FP17s for the same patient ID Re-attending within 3 months - Children	350	2,558	13.7%	12.3%	12.8%	11.9%
% of FP17s for the same patient ID Re-attending within 3 months - Adults	413	2,946	14.0%	16.9%	16.5%	15.9%
% of FP17s for the same patient ID Re-attending between 3 & 9 months - Children	1,778	2,558	69.5%	57.6%	59.7%	58.1%
% of FP17s for the same patient ID Re-attending between 3 & 9 months - Adults	1,867	2,946	63.4%	50.8%	53.0%	50.6%
% of FP17s for Band 1 Urgent Courses	242	4,335	5.6%	10.4%	9.2%	9.1%
% of FP17s Relating to Free Repair or Replacements	19	4,335	0.4%	0.9%	1.0%	0.8%
% of FP17s Relating to Continuations	3	4,335	0.1%	1.1%	1.2%	1.1%
% of Patients satisfied with the dentistry they have received	6	6	N/A	91.1%	91.6%	91.4%
% of Patients satisfied with the time they had to wait for an appointment	5	6	N/A	87.5%	88.1%	87.7%

* This is based on patients treated on this contract for their most recent course of treatment. Figures in italics indicate the base number of FP17s or Patient Questionnaire responses are less than 100. N/A is shown where the base number of responses is less than 10 during the period. % is calculated as Quantity/Base number*100

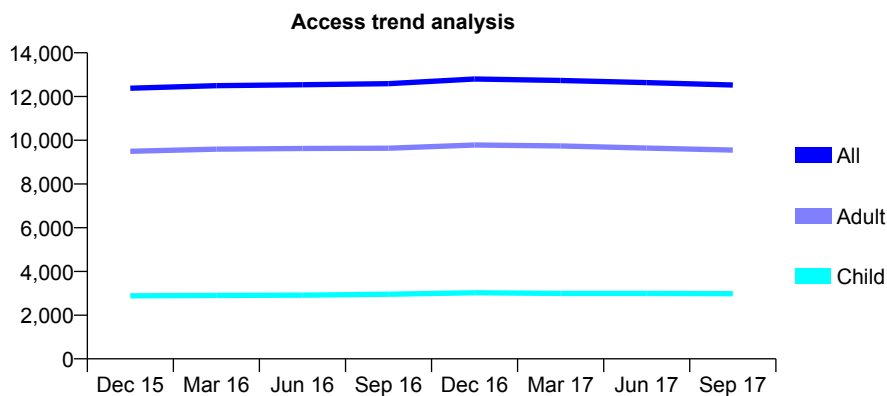
Q46 - Vital Signs At a Glance Contract Report for 131415/0001 - September 2017

Name or company name	Kinshuck Family Dentistry Ltd
Contract type name	GDS Contract
Purpose of contract	General
Contract start date	01/10/2008
Contract end date	

17/18 Contracted general activity (UDA)	37,000
Carry forward general activity (UDA)	0
17/18 Contracted orthodontic activity (UOA)	0
Carry forward orthodontic activity (UOA)	0
Baseline contract value	£1,092,593.47

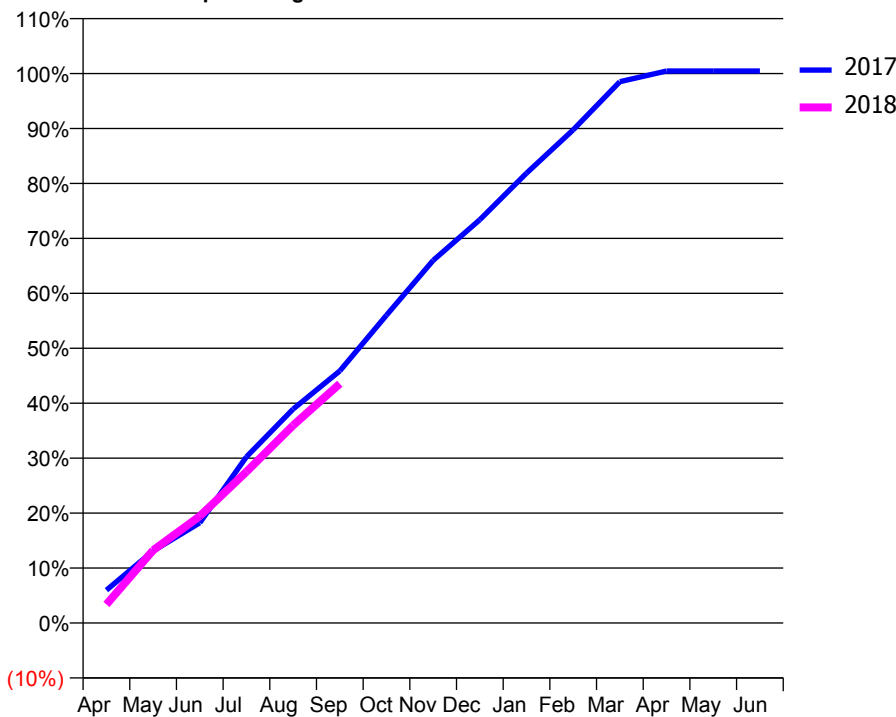
ACCESS*

Patients seen in 24 months	Total	Change since previous quarter
Quarter ending September 2016	12,590	
Quarter ending December 2016	12,804	→
Quarter ending March 2017	12,736	→
Quarter ending June 2017	12,637	→
Quarter ending September 2017	12,529	→
Variance since September 2016	(0.5%)	→



ACTIVITY

Cumulative percentage of contracted UDA delivered 2017 & 2018



Month	Adjusted Scheduled Activity (UDA)	
	2017	2018
April	2,214	1,255
May	4,853	4,901
June	6,748	7,193
July	11,195	10,191
August	14,402	13,315
September	16,975	16,116
October	20,725	
November	24,421	
December	27,159	
January	30,292	
February	33,206	
March	36,446	
April	37,166	
May	37,167	
June	37,167	

QUALITY

	Quantity	Base Number	Contract	AT	Region	England
% of FP17s for the same patient ID Re-attending within 3 months - Children	323	2,643	12.2%	12.3%	12.8%	11.9%
% of FP17s for the same patient ID Re-attending within 3 months - Adults	921	7,067	13.0%	16.9%	16.5%	15.9%
% of FP17s for the same patient ID Re-attending between 3 & 9 months - Children	1,728	2,643	65.4%	57.6%	59.7%	58.1%
% of FP17s for the same patient ID Re-attending between 3 & 9 months - Adults	4,506	7,067	63.8%	50.8%	53.0%	50.6%
% of FP17s for Band 1 Urgent Courses	625	8,926	7.0%	10.4%	9.2%	9.1%
% of FP17s Relating to Free Repair or Replacements	62	8,926	0.7%	0.9%	1.0%	0.8%
% of FP17s Relating to Continuations	183	8,926	2.1%	1.1%	1.2%	1.1%
% of Patients satisfied with the dentistry they have received	11	12	91.7%	91.1%	91.6%	91.4%
% of Patients satisfied with the time they had to wait for an appointment	11	12	91.7%	87.5%	88.1%	87.7%

* This is based on patients treated on this contract for their most recent course of treatment. Figures in italics indicate the base number of FP17s or Patient Questionnaire responses are less than 100. N/A is shown where the base number of responses is less than 10 during the period. % is calculated as Quantity/Base number*100

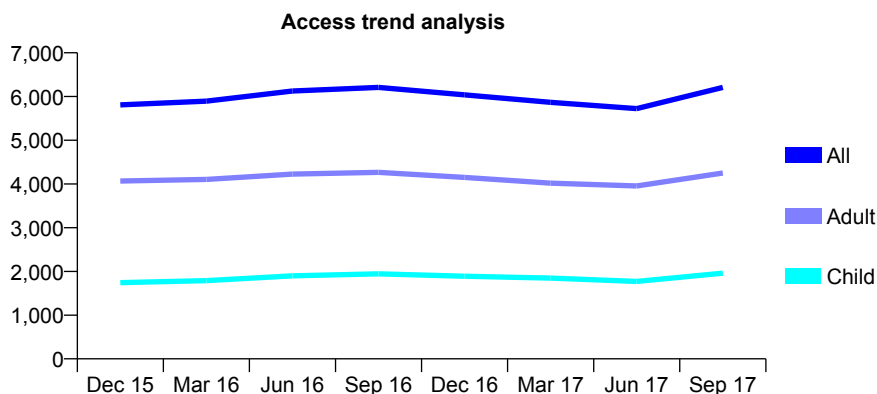
Q46 - Vital Signs At a Glance Contract Report for 132284/0001 - September 2017

Name or company name	Smile Care (Dental) LTD
Contract type name	GDS Contract
Purpose of contract	General
Contract start date	01/04/2011
Contract end date	

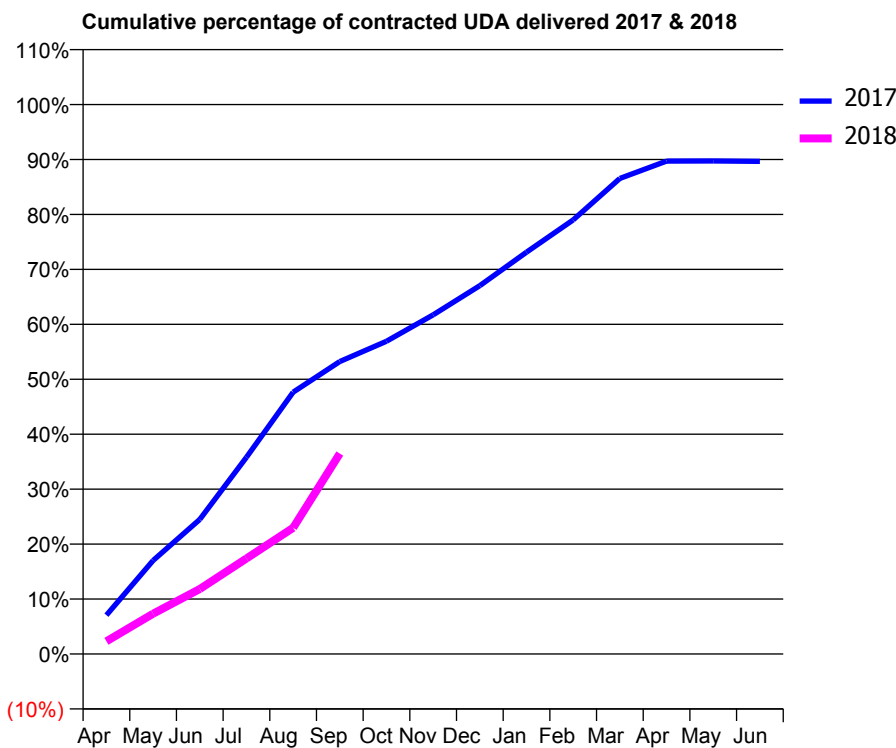
17/18 Contracted general activity (UDA)	20,234
Carry forward general activity (UDA)	0
17/18 Contracted orthodontic activity (UOA)	0
Carry forward orthodontic activity (UOA)	0
Baseline contract value	£530,463.39

ACCESS*

Patients seen in 24 months	Total	Change since previous quarter
Quarter ending September 2016	6,210	
Quarter ending December 2016	6,038	↓
Quarter ending March 2017	5,866	↓
Quarter ending June 2017	5,724	↓
Quarter ending September 2017	6,208	↑
Variance since September 2016	(0.0%)	→



ACTIVITY



Adjusted Scheduled Activity (UDA)		
Month	2017	2018
April	1,433	467
May	3,444	1,484
June	4,957	2,395
July	7,247	3,518
August	9,641	4,650
September	10,772	7,383
October	11,517	
November	12,487	
December	13,567	
January	14,795	
February	15,983	
March	17,514	
April	18,152	
May	18,157	
June	18,142	

QUALITY

	Quantity	Base Number	Contract	AT	Region	England
% of FP17s for the same patient ID Re-attending within 3 months - Children	88	1,037	8.5%	12.3%	12.8%	11.9%
% of FP17s for the same patient ID Re-attending within 3 months - Adults	283	2,262	12.5%	16.9%	16.5%	15.9%
% of FP17s for the same patient ID Re-attending between 3 & 9 months - Children	287	1,037	27.7%	57.6%	59.7%	58.1%
% of FP17s for the same patient ID Re-attending between 3 & 9 months - Adults	736	2,262	32.5%	50.8%	53.0%	50.6%
% of FP17s for Band 1 Urgent Courses	436	3,087	14.1%	10.4%	9.2%	9.1%
% of FP17s Relating to Free Repair or Replacements	13	3,087	0.4%	0.9%	1.0%	0.8%
% of FP17s Relating to Continuations	7	3,087	0.2%	1.1%	1.2%	1.1%
% of Patients satisfied with the dentistry they have received	3	5	N/A	91.1%	91.6%	91.4%
% of Patients satisfied with the time they had to wait for an appointment	2	5	N/A	87.5%	88.1%	87.7%

* This is based on patients treated on this contract for their most recent course of treatment. Figures in italics indicate the base number of FP17s or Patient Questionnaire responses are less than 100. N/A is shown where the base number of responses is less than 10 during the period. % is calculated as Quantity/Base number*100

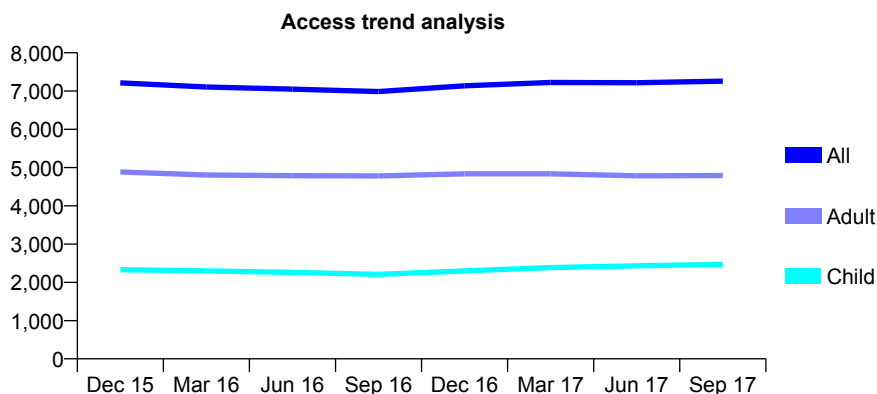
Q46 - Vital Signs At a Glance Contract Report for 133353/0001 - September 2017

Name or company name	Droylsden Road Dental Practice
Contract type name	GDS Contract
Purpose of contract	General
Contract start date	01/02/2012
Contract end date	

17/18 Contracted general activity (UDA)	21,267
Carry forward general activity (UDA)	0
17/18 Contracted orthodontic activity (UOA)	0
Carry forward orthodontic activity (UOA)	0
Baseline contract value	£693,976.35

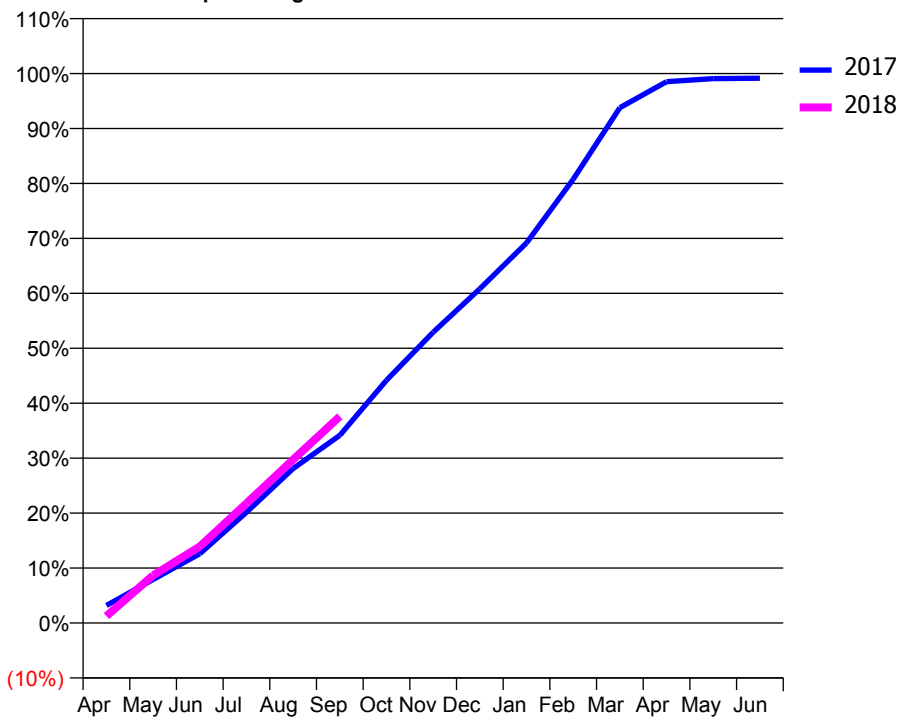
ACCESS*

Patients seen in 24 months	Total	Change since previous quarter
Quarter ending September 2016	6,989	
Quarter ending December 2016	7,138	↑
Quarter ending March 2017	7,223	→
Quarter ending June 2017	7,218	→
Quarter ending September 2017	7,261	→
Variance since September 2016	3.9%	↑



ACTIVITY

Cumulative percentage of contracted UDA delivered 2017 & 2018



Month	Adjusted Scheduled Activity (UDA)	
	2017	2018
April	680	272
May	1,687	1,847
June	2,682	2,958
July	4,285	4,629
August	5,978	6,323
September	7,262	7,998
October	9,396	
November	11,252	
December	12,935	
January	14,712	
February	17,173	
March	19,946	
April	20,950	
May	21,069	
June	21,086	

QUALITY

	Quantity	Base Number	Contract	AT	Region	England
% of FP17s for the same patient ID Re-attending within 3 months - Children	90	1,443	6.2%	12.3%	12.8%	11.9%
% of FP17s for the same patient ID Re-attending within 3 months - Adults	268	2,633	10.2%	16.9%	16.5%	15.9%
% of FP17s for the same patient ID Re-attending between 3 & 9 months - Children	818	1,443	56.7%	57.6%	59.7%	58.1%
% of FP17s for the same patient ID Re-attending between 3 & 9 months - Adults	1,424	2,633	54.1%	50.8%	53.0%	50.6%
% of FP17s for Band 1 Urgent Courses	212	3,317	6.4%	10.4%	9.2%	9.1%
% of FP17s Relating to Free Repair or Replacements	33	3,317	1.0%	0.9%	1.0%	0.8%
% of FP17s Relating to Continuations	13	3,317	0.4%	1.1%	1.2%	1.1%
% of Patients satisfied with the dentistry they have received	6	6	N/A	91.1%	91.6%	91.4%
% of Patients satisfied with the time they had to wait for an appointment	5	6	N/A	87.5%	88.1%	87.7%

* This is based on patients treated on this contract for their most recent course of treatment. Figures in italics indicate the base number of FP17s or Patient Questionnaire responses are less than 100. N/A is shown where the base number of responses is less than 10 during the period. % is calculated as Quantity/Base number*100

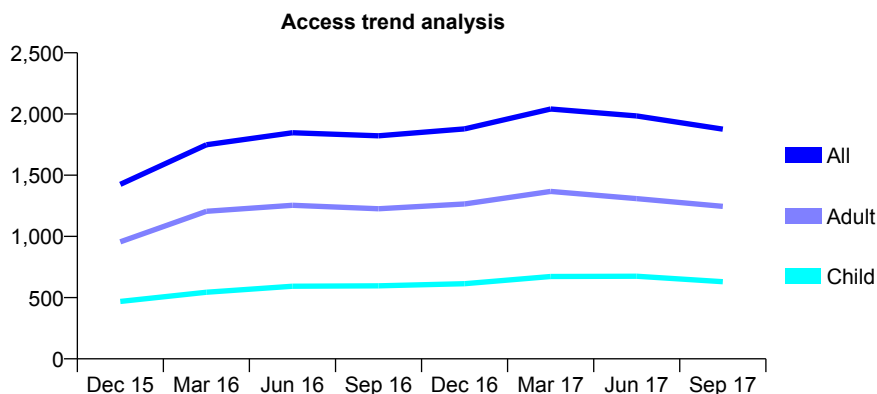
Q46 - Vital Signs At a Glance Contract Report for 133485/0001 - September 2017

Name or company name	Ethos Dental Care
Contract type name	GDS Contract
Purpose of contract	General
Contract start date	09/03/2015
Contract end date	

17/18 Contracted general activity (UDA)	5,553
Carry forward general activity (UDA)	0
17/18 Contracted orthodontic activity (UOA)	0
Carry forward orthodontic activity (UOA)	0
Baseline contract value	£119,209.49

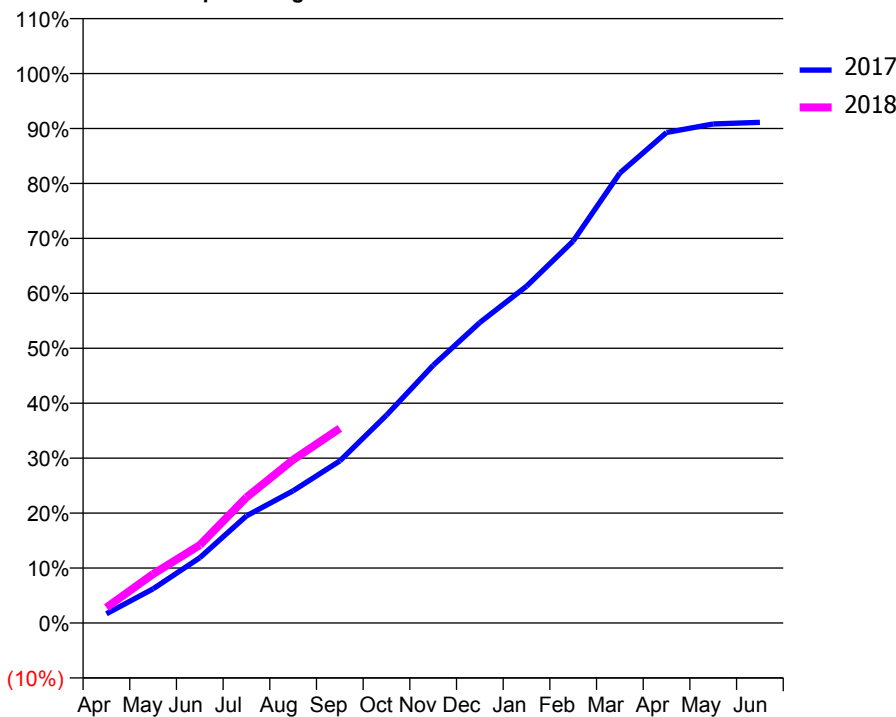
ACCESS*

Patients seen in 24 months	Total	Change since previous quarter
Quarter ending September 2016	1,822	
Quarter ending December 2016	1,879	↑
Quarter ending March 2017	2,041	↑
Quarter ending June 2017	1,984	↓
Quarter ending September 2017	1,876	↓
Variance since September 2016	3.0%	↑



ACTIVITY

Cumulative percentage of contracted UDA delivered 2017 & 2018



Month	Adjusted Scheduled Activity (UDA)	
	2017	2018
April	93	157
May	346	495
June	660	788
July	1,082	1,271
August	1,336	1,650
September	1,638	1,966
October	2,100	
November	2,605	
December	3,037	
January	3,404	
February	3,860	
March	4,547	
April	4,957	
May	5,043	
June	5,060	

QUALITY

	Quantity	Base Number	Contract	AT	Region	England
% of FP17s for the same patient ID Re-attending within 3 months - Children	54	534	10.1%	12.3%	12.8%	11.9%
% of FP17s for the same patient ID Re-attending within 3 months - Adults	109	844	12.9%	16.9%	16.5%	15.9%
% of FP17s for the same patient ID Re-attending between 3 & 9 months - Children	317	534	59.4%	57.6%	59.7%	58.1%
% of FP17s for the same patient ID Re-attending between 3 & 9 months - Adults	456	844	54.0%	50.8%	53.0%	50.6%
% of FP17s for Band 1 Urgent Courses	101	1,186	8.5%	10.4%	9.2%	9.1%
% of FP17s Relating to Free Repair or Replacements	4	1,186	0.3%	0.9%	1.0%	0.8%
% of FP17s Relating to Continuations	3	1,186	0.3%	1.1%	1.2%	1.1%
% of Patients satisfied with the dentistry they have received	4	4	N/A	91.1%	91.6%	91.4%
% of Patients satisfied with the time they had to wait for an appointment	4	4	N/A	87.5%	88.1%	87.7%

* This is based on patients treated on this contract for their most recent course of treatment. Figures in italics indicate the base number of FP17s or Patient Questionnaire responses are less than 100. N/A is shown where the base number of responses is less than 10 during the period. % is calculated as Quantity/Base number*100

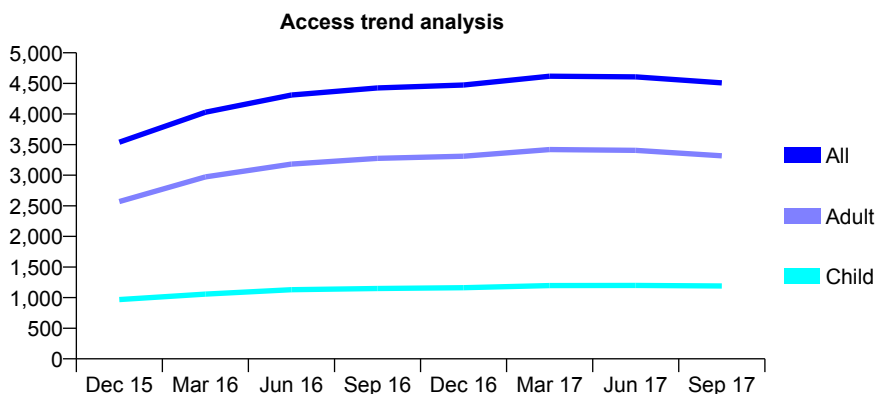
Q46 - Vital Signs At a Glance Contract Report for 134899/0001 - September 2017

Name or company name	High Lane Partnership
Contract type name	GDS Contract
Purpose of contract	General and Orthodontic
Contract start date	01/06/2015
Contract end date	

17/18 Contracted general activity (UDA)	14,969
Carry forward general activity (UDA)	2
17/18 Contracted orthodontic activity (UOA)	309
Carry forward orthodontic activity (UOA)	-6
Baseline contract value	£437,919.13

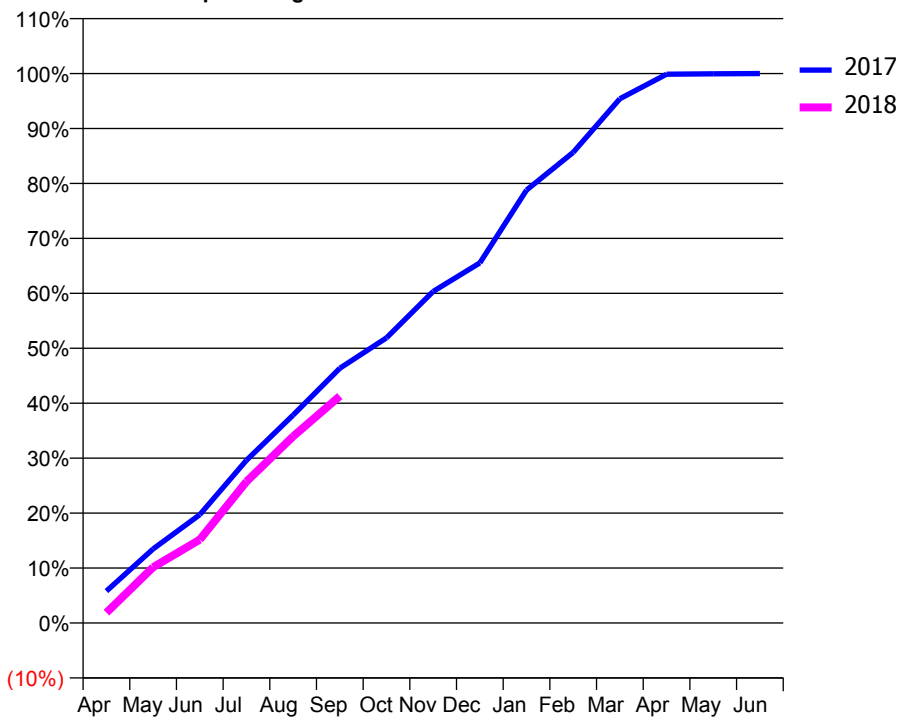
ACCESS*

Patients seen in 24 months	Total	Change since previous quarter
Quarter ending September 2016	4,426	
Quarter ending December 2016	4,473	→
Quarter ending March 2017	4,617	↑
Quarter ending June 2017	4,606	→
Quarter ending September 2017	4,508	↓
Variance since September 2016	1.9%	→



ACTIVITY

Cumulative percentage of contracted UDA delivered 2017 & 2018



Month	Adjusted Scheduled Activity (UDA)	
	2017	2018
April	871	281
May	2,019	1,521
June	2,950	2,271
July	4,432	3,854
August	5,665	5,083
September	6,942	6,182
October	7,768	
November	9,033	
December	9,810	
January	11,791	
February	12,820	
March	14,283	
April	14,949	
May	14,959	
June	14,967	

QUALITY

	Quantity	Base Number	Contract	AT	Region	England
% of FP17s for the same patient ID Re-attending within 3 months - Children	158	1,110	14.2%	12.3%	12.8%	11.9%
% of FP17s for the same patient ID Re-attending within 3 months - Adults	541	2,769	19.5%	16.9%	16.5%	15.9%
% of FP17s for the same patient ID Re-attending between 3 & 9 months - Children	727	1,110	65.5%	57.6%	59.7%	58.1%
% of FP17s for the same patient ID Re-attending between 3 & 9 months - Adults	1,803	2,769	65.1%	50.8%	53.0%	50.6%
% of FP17s for Band 1 Urgent Courses	299	3,504	8.5%	10.4%	9.2%	9.1%
% of FP17s Relating to Free Repair or Replacements	71	3,504	2.0%	0.9%	1.0%	0.8%
% of FP17s Relating to Continuations	16	3,504	0.5%	1.1%	1.2%	1.1%
% of Patients satisfied with the dentistry they have received	3	3	N/A	91.1%	91.6%	91.4%
% of Patients satisfied with the time they had to wait for an appointment	3	3	N/A	87.5%	88.1%	87.7%

* This is based on patients treated on this contract for their most recent course of treatment. Figures in italics indicate the base number of FP17s or Patient Questionnaire responses are less than 100. N/A is shown where the base number of responses is less than 10 during the period. % is calculated as Quantity/Base number*100

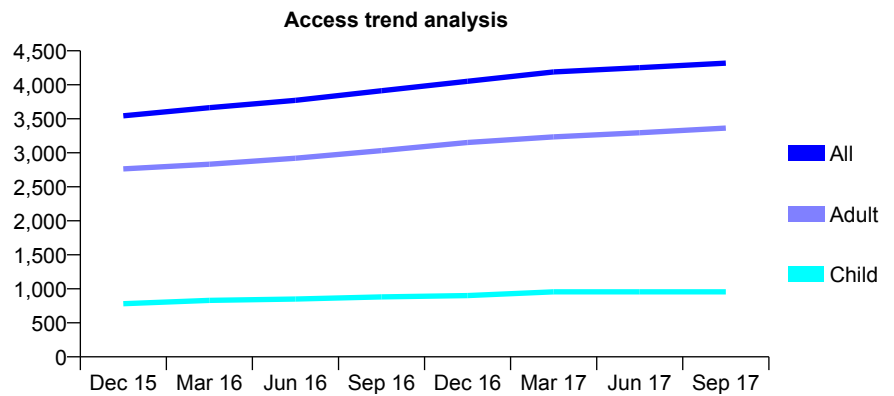
Q46 - Vital Signs At a Glance Contract Report for 136255/0001 - September 2017

Name or company name	Haughton Green Dental Practice
Contract type name	Pilot Contract
Purpose of contract	General
Contract start date	01/02/2013
Contract end date	

17/18 Contracted general activity (UDA)	13,158
Carry forward general activity (UDA)	0
17/18 Contracted orthodontic activity (UOA)	0
Carry forward orthodontic activity (UOA)	0
Baseline contract value	£370,256.14

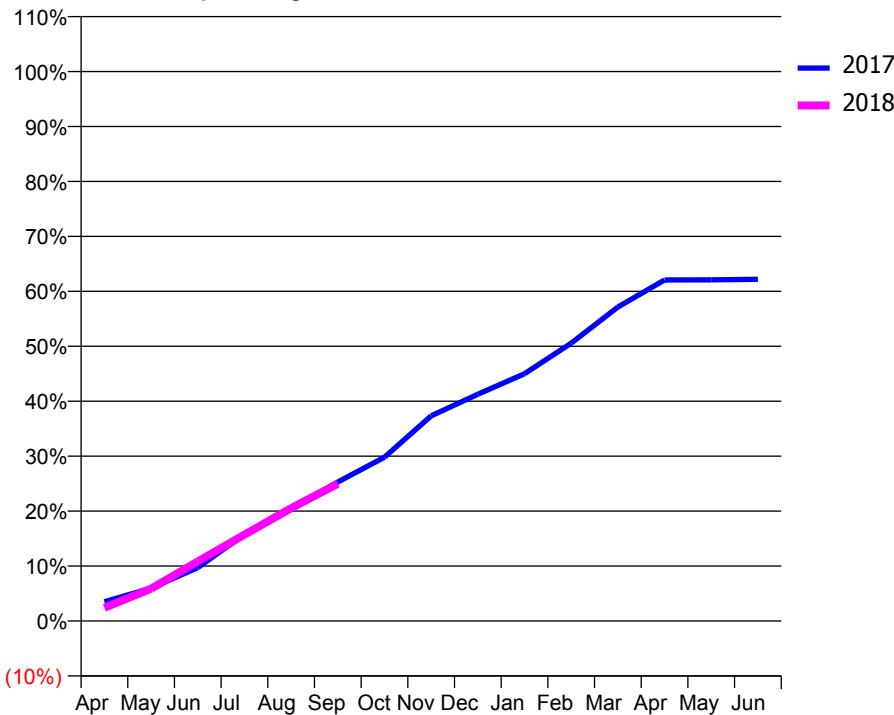
ACCESS*

Patients seen in 24 months	Total	Change since previous quarter
Quarter ending September 2016	3,913	
Quarter ending December 2016	4,052	↑
Quarter ending March 2017	4,189	↑
Quarter ending June 2017	4,252	→
Quarter ending September 2017	4,319	→
Variance since September 2016	10.4%	↑



ACTIVITY

Cumulative percentage of contracted UDA delivered 2017 & 2018



Month	Adjusted Scheduled Activity (UDA)	
	2017	2018
April	461	317
May	786	776
June	1,279	1,427
July	2,076	2,067
August	2,676	2,702
September	3,329	3,287
October	3,924	
November	4,911	
December	5,431	
January	5,921	
February	6,651	
March	7,518	
April	8,166	
May	8,169	
June	8,182	

QUALITY

	Quantity	Base Number	Contract	AT	Region	England
% of FP17s for the same patient ID Re-attending within 3 months - Children	20	526	3.8%	12.3%	12.8%	11.9%
% of FP17s for the same patient ID Re-attending within 3 months - Adults	160	1,543	10.4%	16.9%	16.5%	15.9%
% of FP17s for the same patient ID Re-attending between 3 & 9 months - Children	168	526	31.9%	57.6%	59.7%	58.1%
% of FP17s for the same patient ID Re-attending between 3 & 9 months - Adults	259	1,543	16.8%	50.8%	53.0%	50.6%
% of FP17s for Band 1 Urgent Courses	235	1,754	13.4%	10.4%	9.2%	9.1%
% of FP17s Relating to Free Repair or Replacements	2	1,754	0.1%	0.9%	1.0%	0.8%
% of FP17s Relating to Continuations	5	1,754	0.3%	1.1%	1.2%	1.1%
% of Patients satisfied with the dentistry they have received	3	3	N/A	91.1%	91.6%	91.4%
% of Patients satisfied with the time they had to wait for an appointment	1	3	N/A	87.5%	88.1%	87.7%

* This is based on patients treated on this contract for their most recent course of treatment. Figures in italics indicate the base number of FP17s or Patient Questionnaire responses are less than 100. N/A is shown where the base number of responses is less than 10 during the period. % is calculated as Quantity/Base number*100

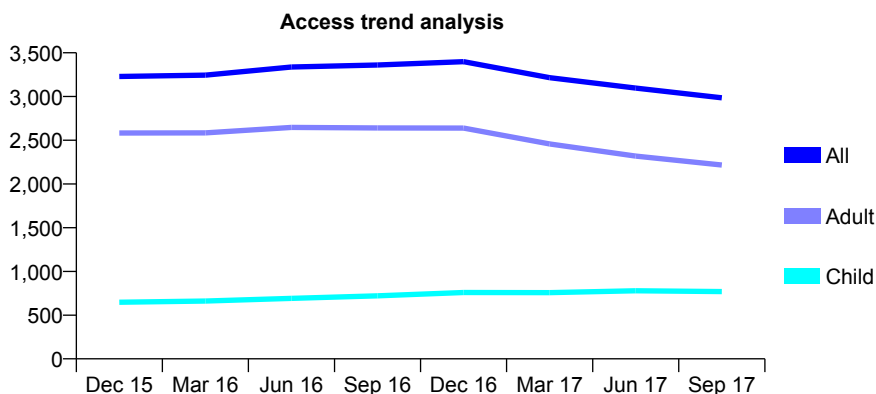
Q46 - Vital Signs At a Glance Contract Report for 136379/0001 - September 2017

Name or company name	Adrian Jennings Ltd T/A Chorlton Smile Ce
Contract type name	GDS Contract
Purpose of contract	General
Contract start date	01/01/2014
Contract end date	

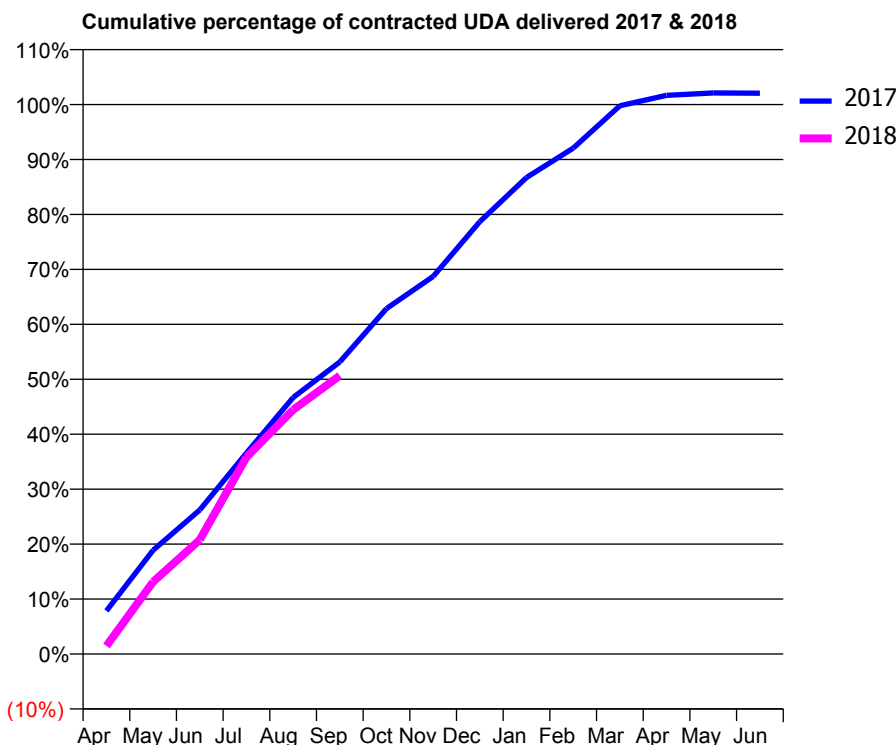
17/18 Contracted general activity (UDA)	5,680
Carry forward general activity (UDA)	0
17/18 Contracted orthodontic activity (UOA)	0
Carry forward orthodontic activity (UOA)	0
Baseline contract value	£182,614.71

ACCESS*

Patients seen in 24 months	Total	Change since previous quarter
Quarter ending September 2016	3,360	
Quarter ending December 2016	3,398	→
Quarter ending March 2017	3,215	↓
Quarter ending June 2017	3,097	↓
Quarter ending September 2017	2,985	↓
Variance since September 2016	(11.2%)	↓



ACTIVITY



Month	Adjusted Scheduled Activity (UDA)	
	2017	2018
April	446	84
May	1,073	746
June	1,489	1,181
July	2,078	2,035
August	2,651	2,524
September	3,019	2,877
October	3,570	
November	3,903	
December	4,469	
January	4,926	
February	5,228	
March	5,667	
April	5,774	
May	5,800	
June	5,797	

QUALITY

	Quantity	Base Number	Contract	AT	Region	England
% of FP17s for the same patient ID Re-attending within 3 months - Children	24	434	5.5%	12.3%	12.8%	11.9%
% of FP17s for the same patient ID Re-attending within 3 months - Adults	81	1,086	7.5%	16.9%	16.5%	15.9%
% of FP17s for the same patient ID Re-attending between 3 & 9 months - Children	170	434	39.2%	57.6%	59.7%	58.1%
% of FP17s for the same patient ID Re-attending between 3 & 9 months - Adults	384	1,086	35.4%	50.8%	53.0%	50.6%
% of FP17s for Band 1 Urgent Courses	117	1,432	8.2%	10.4%	9.2%	9.1%
% of FP17s Relating to Free Repair or Replacements	7	1,432	0.5%	0.9%	1.0%	0.8%
% of FP17s Relating to Continuations	0	1,432	0.0%	1.1%	1.2%	1.1%
% of Patients satisfied with the dentistry they have received	0	0	N/A	91.1%	91.6%	91.4%
% of Patients satisfied with the time they had to wait for an appointment	0	0	N/A	87.5%	88.1%	87.7%

* This is based on patients treated on this contract for their most recent course of treatment. Figures in italics indicate the base number of FP17s or Patient Questionnaire responses are less than 100. N/A is shown where the base number of responses is less than 10 during the period. % is calculated as Quantity/Base number*100

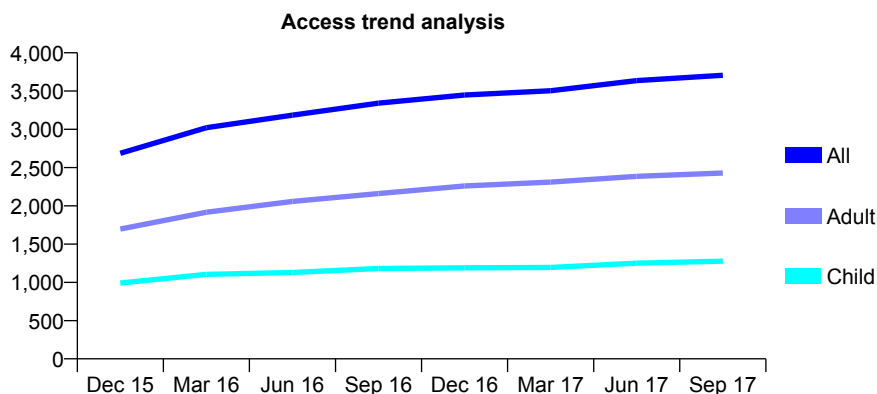
Q46 - Vital Signs At a Glance Contract Report for 137286/0001 - September 2017

Name or company name	Partners in Progress (UK) Ltd
Contract type name	GDS Contract
Purpose of contract	General
Contract start date	23/04/2009
Contract end date	

17/18 Contracted general activity (UDA)	9,600
Carry forward general activity (UDA)	0
17/18 Contracted orthodontic activity (UOA)	0
Carry forward orthodontic activity (UOA)	0
Baseline contract value	£271,179.16

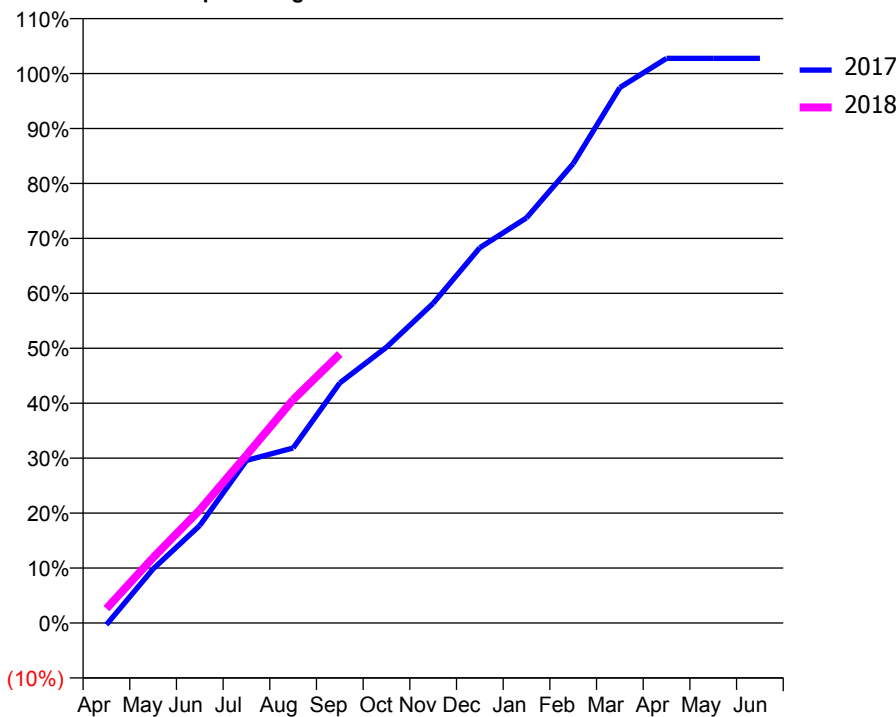
ACCESS*

Patients seen in 24 months	Total	Change since previous quarter
Quarter ending September 2016	3,342	
Quarter ending December 2016	3,449	↑
Quarter ending March 2017	3,505	→
Quarter ending June 2017	3,636	↑
Quarter ending September 2017	3,706	→
Variance since September 2016	10.9%	↑



ACTIVITY

Cumulative percentage of contracted UDA delivered 2017 & 2018



Month	Adjusted Scheduled Activity (UDA)	
	2017	2018
April	-31	253
May	944	1,144
June	1,704	1,977
July	2,840	2,931
August	3,058	3,901
September	4,194	4,699
October	4,818	
November	5,585	
December	6,558	
January	7,078	
February	8,023	
March	9,355	
April	9,864	
May	9,864	
June	9,865	

QUALITY

	Quantity	Base Number	Contract	AT	Region	England
% of FP17s for the same patient ID Re-attending within 3 months - Children	82	874	9.4%	12.3%	12.8%	11.9%
% of FP17s for the same patient ID Re-attending within 3 months - Adults	303	1,552	19.5%	16.9%	16.5%	15.9%
% of FP17s for the same patient ID Re-attending between 3 & 9 months - Children	463	874	53.0%	57.6%	59.7%	58.1%
% of FP17s for the same patient ID Re-attending between 3 & 9 months - Adults	730	1,552	47.0%	50.8%	53.0%	50.6%
% of FP17s for Band 1 Urgent Courses	308	2,232	13.8%	10.4%	9.2%	9.1%
% of FP17s Relating to Free Repair or Replacements	13	2,232	0.6%	0.9%	1.0%	0.8%
% of FP17s Relating to Continuations	30	2,232	1.3%	1.1%	1.2%	1.1%
% of Patients satisfied with the dentistry they have received	1	1	N/A	91.1%	91.6%	91.4%
% of Patients satisfied with the time they had to wait for an appointment	1	1	N/A	87.5%	88.1%	87.7%

* This is based on patients treated on this contract for their most recent course of treatment. Figures in italics indicate the base number of FP17s or Patient Questionnaire responses are less than 100. N/A is shown where the base number of responses is less than 10 during the period. % is calculated as Quantity/Base number*100

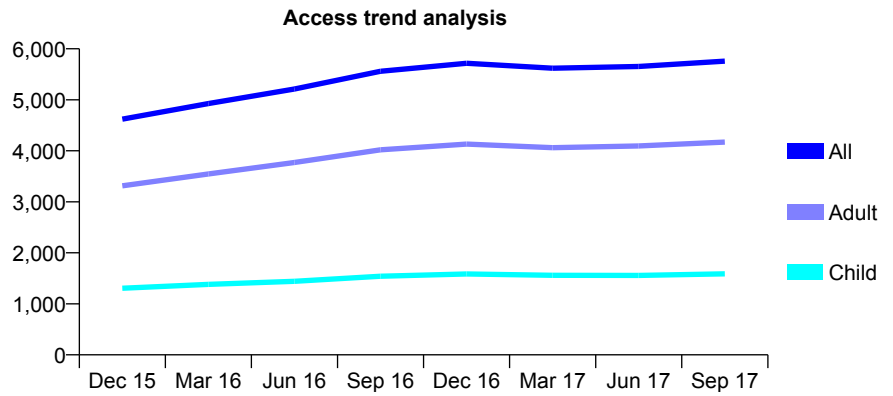
Q46 - Vital Signs At a Glance Contract Report for 137731/0003 - September 2017

Name or company name	Smile Transformation & Cosmetic Services
Contract type name	GDS Contract
Purpose of contract	General
Contract start date	01/08/2014
Contract end date	

17/18 Contracted general activity (UDA)	17,603
Carry forward general activity (UDA)	0
17/18 Contracted orthodontic activity (UOA)	0
Carry forward orthodontic activity (UOA)	0
Baseline contract value	£460,214.24

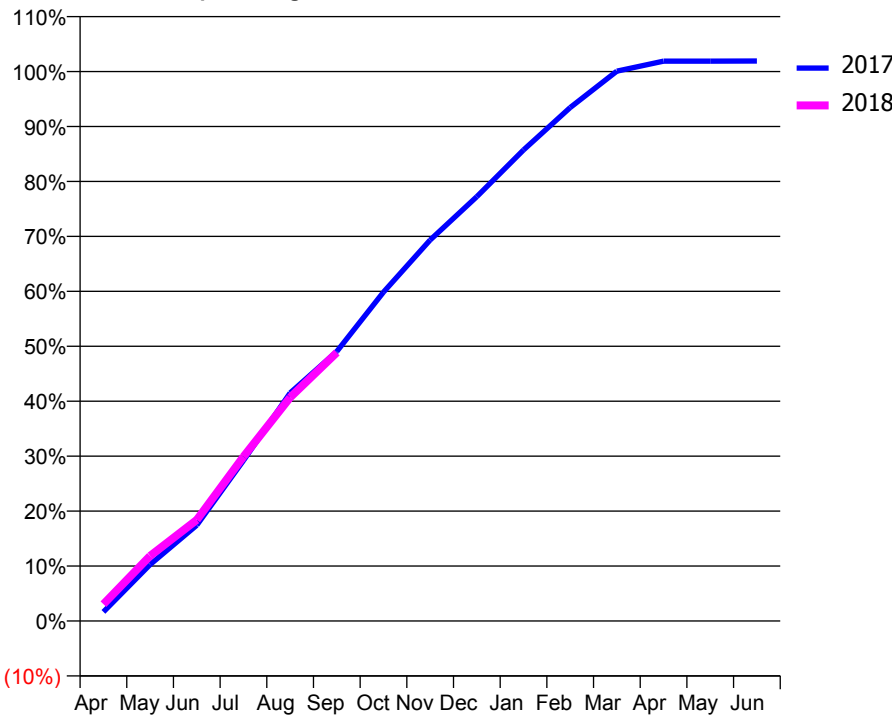
ACCESS*

Patients seen in 24 months	Total	Change since previous quarter
Quarter ending September 2016	5,559	
Quarter ending December 2016	5,717	↑
Quarter ending March 2017	5,620	↓
Quarter ending June 2017	5,654	→
Quarter ending September 2017	5,758	→
Variance since September 2016	3.6%	↑



ACTIVITY

Cumulative percentage of contracted UDA delivered 2017 & 2018



Month	Adjusted Scheduled Activity (UDA)	
	2017	2018
April	294	539
May	1,811	2,088
June	3,067	3,242
July	5,142	5,265
August	7,308	7,160
September	8,637	8,601
October	10,538	
November	12,204	
December	13,596	
January	15,089	
February	16,450	
March	17,615	
April	17,933	
May	17,936	
June	17,939	

QUALITY

	Quantity	Base Number	Contract	AT	Region	England
% of FP17s for the same patient ID Re-attending within 3 months - Children	108	1,176	9.2%	12.3%	12.8%	11.9%
% of FP17s for the same patient ID Re-attending within 3 months - Adults	509	3,085	16.5%	16.9%	16.5%	15.9%
% of FP17s for the same patient ID Re-attending between 3 & 9 months - Children	643	1,176	54.7%	57.6%	59.7%	58.1%
% of FP17s for the same patient ID Re-attending between 3 & 9 months - Adults	1,653	3,085	53.6%	50.8%	53.0%	50.6%
% of FP17s for Band 1 Urgent Courses	526	4,076	12.9%	10.4%	9.2%	9.1%
% of FP17s Relating to Free Repair or Replacements	35	4,076	0.9%	0.9%	1.0%	0.8%
% of FP17s Relating to Continuations	16	4,076	0.4%	1.1%	1.2%	1.1%
% of Patients satisfied with the dentistry they have received	8	8	N/A	91.1%	91.6%	91.4%
% of Patients satisfied with the time they had to wait for an appointment	6	8	N/A	87.5%	88.1%	87.7%

* This is based on patients treated on this contract for their most recent course of treatment. Figures in italics indicate the base number of FP17s or Patient Questionnaire responses are less than 100. N/A is shown where the base number of responses is less than 10 during the period. % is calculated as Quantity/Base number*100

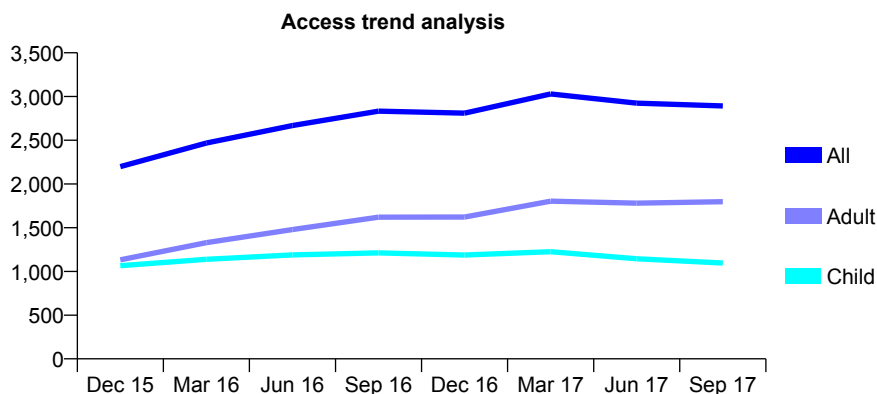
Q46 - Vital Signs At a Glance Contract Report for 137731/0004 - September 2017

Name or company name	Smile Transformation & Cosmetic Services
Contract type name	GDS Contract
Purpose of contract	General
Contract start date	01/08/2014
Contract end date	

17/18 Contracted general activity (UDA)	8,659
Carry forward general activity (UDA)	0
17/18 Contracted orthodontic activity (UOA)	0
Carry forward orthodontic activity (UOA)	0
Baseline contract value	£232,529.50

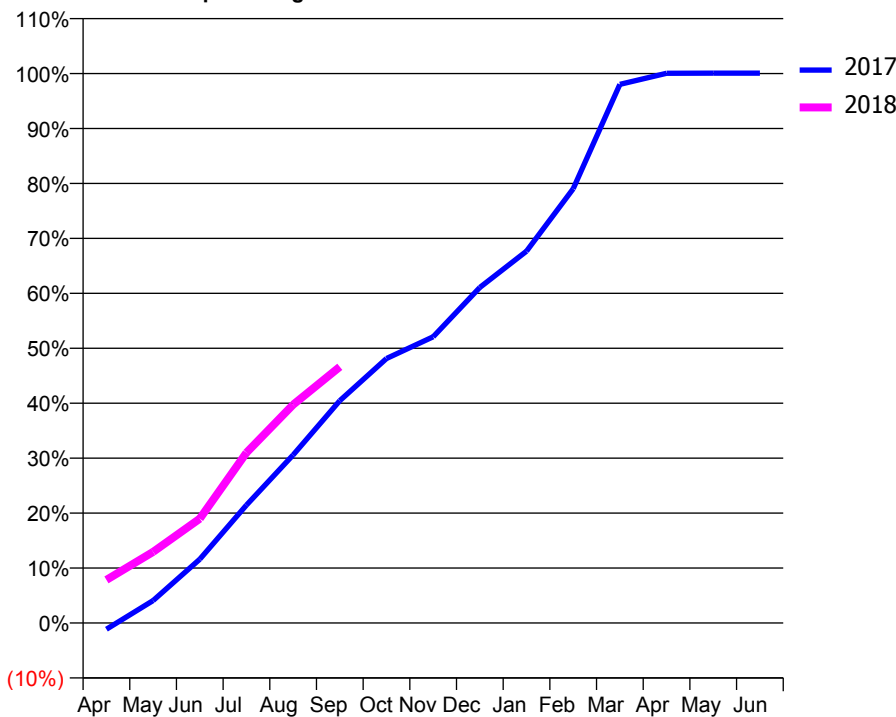
ACCESS*

Patients seen in 24 months	Total	Change since previous quarter
Quarter ending September 2016	2,833	
Quarter ending December 2016	2,810	→
Quarter ending March 2017	3,029	↑
Quarter ending June 2017	2,925	↓
Quarter ending September 2017	2,893	↓
Variance since September 2016	2.1%	↑



ACTIVITY

Cumulative percentage of contracted UDA delivered 2017 & 2018



Month	Adjusted Scheduled Activity (UDA)	
	2017	2018
April	-100	681
May	353	1,120
June	1,005	1,644
July	1,859	2,685
August	2,649	3,441
September	3,504	4,039
October	4,168	
November	4,510	
December	5,287	
January	5,860	
February	6,842	
March	8,488	
April	8,662	
May	8,665	
June	8,665	

QUALITY

	Quantity	Base Number	Contract	AT	Region	England
% of FP17s for the same patient ID Re-attending within 3 months - Children	75	776	9.7%	12.3%	12.8%	11.9%
% of FP17s for the same patient ID Re-attending within 3 months - Adults	181	1,162	15.6%	16.9%	16.5%	15.9%
% of FP17s for the same patient ID Re-attending between 3 & 9 months - Children	475	776	61.2%	57.6%	59.7%	58.1%
% of FP17s for the same patient ID Re-attending between 3 & 9 months - Adults	600	1,162	51.6%	50.8%	53.0%	50.6%
% of FP17s for Band 1 Urgent Courses	163	1,869	8.7%	10.4%	9.2%	9.1%
% of FP17s Relating to Free Repair or Replacements	13	1,869	0.7%	0.9%	1.0%	0.8%
% of FP17s Relating to Continuations	12	1,869	0.6%	1.1%	1.2%	1.1%
% of Patients satisfied with the dentistry they have received	2	2	N/A	91.1%	91.6%	91.4%
% of Patients satisfied with the time they had to wait for an appointment	2	2	N/A	87.5%	88.1%	87.7%

* This is based on patients treated on this contract for their most recent course of treatment. Figures in italics indicate the base number of FP17s or Patient Questionnaire responses are less than 100. N/A is shown where the base number of responses is less than 10 during the period. % is calculated as Quantity/Base number*100

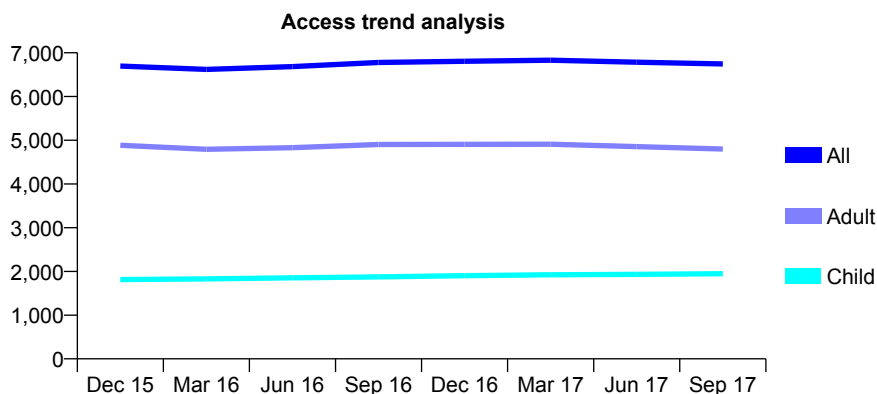
Q46 - Vital Signs At a Glance Contract Report for 138096/0001 - September 2017

Name or company name	Circle Dental Care Ltd
Contract type name	GDS Contract
Purpose of contract	General
Contract start date	01/08/2009
Contract end date	

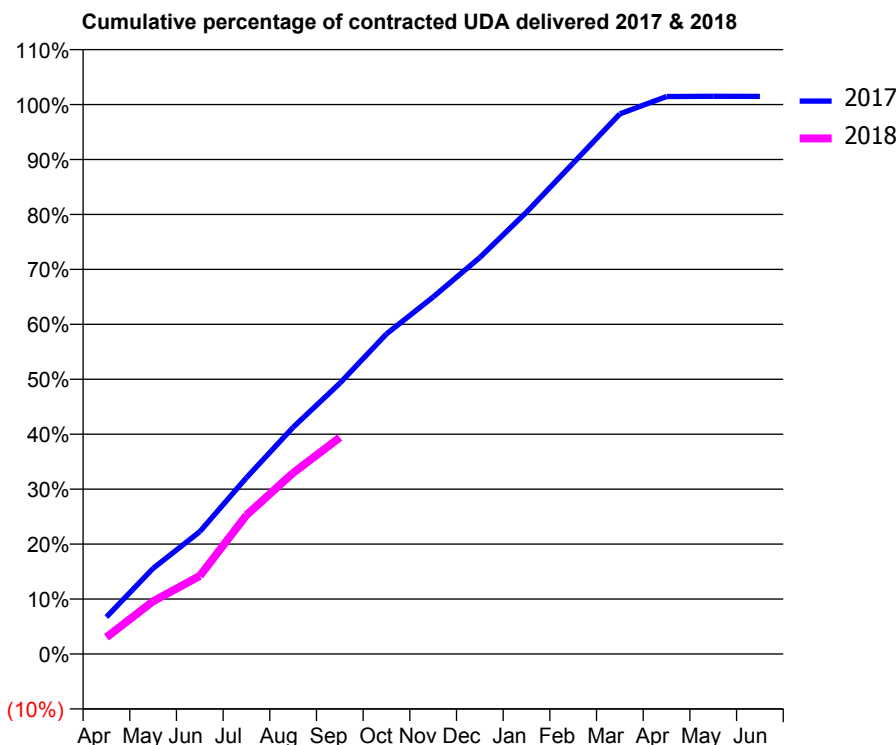
17/18 Contracted general activity (UDA)	20,000
Carry forward general activity (UDA)	0
17/18 Contracted orthodontic activity (UOA)	0
Carry forward orthodontic activity (UOA)	0
Baseline contract value	£489,143.85

ACCESS*

Patients seen in 24 months	Total	Change since previous quarter
Quarter ending September 2016	6,779	
Quarter ending December 2016	6,806	→
Quarter ending March 2017	6,832	→
Quarter ending June 2017	6,786	→
Quarter ending September 2017	6,746	→
Variance since September 2016	(0.5%)	→



ACTIVITY



Month	Adjusted Scheduled Activity (UDA)	
	2017	2018
April	1,346	610
May	3,119	1,921
June	4,451	2,841
July	6,417	5,055
August	8,252	6,594
September	9,857	7,878
October	11,652	
November	12,993	
December	14,430	
January	16,082	
February	17,870	
March	19,657	
April	20,290	
May	20,298	
June	20,296	

QUALITY

	Quantity	Base Number	Contract	AT	Region	England
% of FP17s for the same patient ID Re-attending within 3 months - Children	176	1,446	12.2%	12.3%	12.8%	11.9%
% of FP17s for the same patient ID Re-attending within 3 months - Adults	524	3,139	16.7%	16.9%	16.5%	15.9%
% of FP17s for the same patient ID Re-attending between 3 & 9 months - Children	775	1,446	53.6%	57.6%	59.7%	58.1%
% of FP17s for the same patient ID Re-attending between 3 & 9 months - Adults	1,589	3,139	50.6%	50.8%	53.0%	50.6%
% of FP17s for Band 1 Urgent Courses	274	3,440	8.0%	10.4%	9.2%	9.1%
% of FP17s Relating to Free Repair or Replacements	6	3,440	0.2%	0.9%	1.0%	0.8%
% of FP17s Relating to Continuations	5	3,440	0.1%	1.1%	1.2%	1.1%
% of Patients satisfied with the dentistry they have received	6	8	N/A	91.1%	91.6%	91.4%
% of Patients satisfied with the time they had to wait for an appointment	6	8	N/A	87.5%	88.1%	87.7%

* This is based on patients treated on this contract for their most recent course of treatment. Figures in italics indicate the base number of FP17s or Patient Questionnaire responses are less than 100. N/A is shown where the base number of responses is less than 10 during the period. % is calculated as Quantity/Base number*100

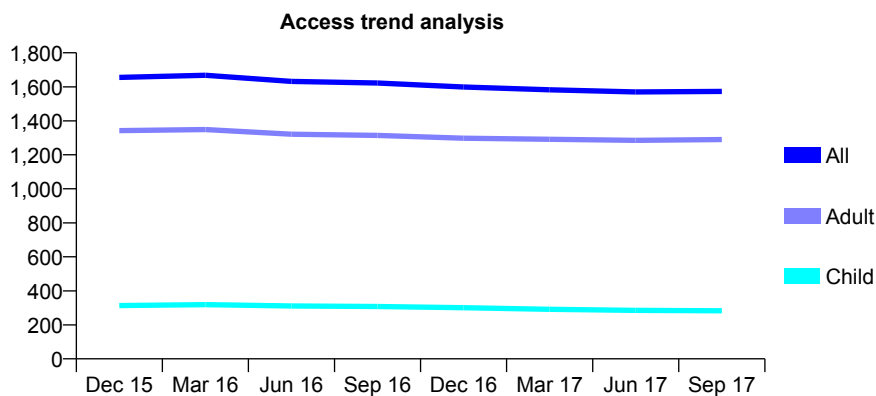
Q46 - Vital Signs At a Glance Contract Report for 138800/0001 - September 2017

Name or company name	207 Dental Care
Contract type name	GDS Contract
Purpose of contract	General
Contract start date	01/05/2013
Contract end date	

17/18 Contracted general activity (UDA)	4,568
Carry forward general activity (UDA)	0
17/18 Contracted orthodontic activity (UOA)	0
Carry forward orthodontic activity (UOA)	0
Baseline contract value	£114,636.28

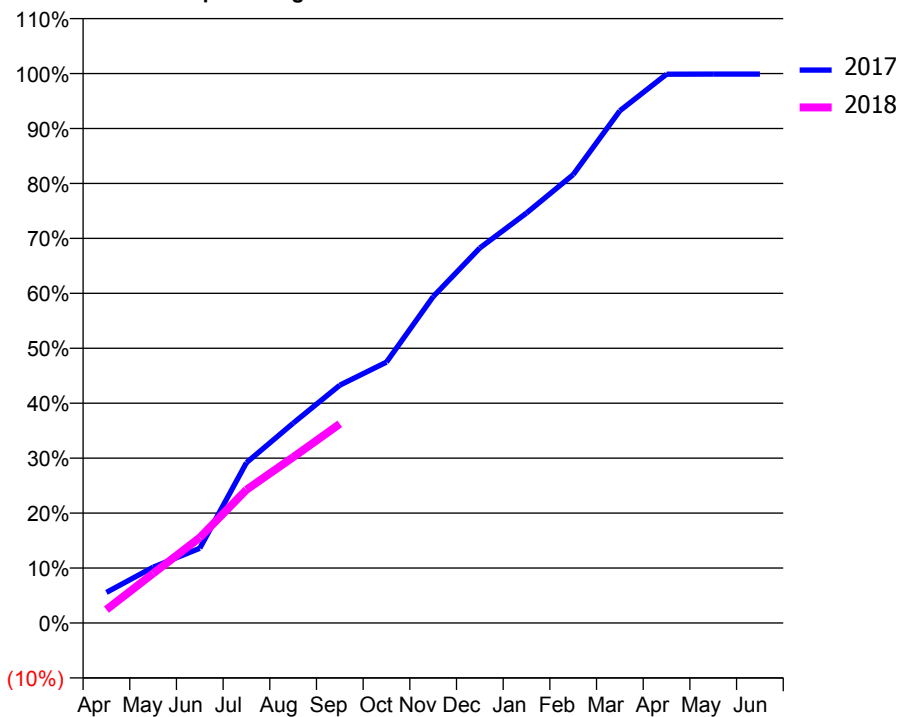
ACCESS*

Patients seen in 24 months	Total	Change since previous quarter
Quarter ending September 2016	1,622	
Quarter ending December 2016	1,599	↓
Quarter ending March 2017	1,582	↓
Quarter ending June 2017	1,570	→
Quarter ending September 2017	1,573	→
Variance since September 2016	(3.0%)	↓



ACTIVITY

Cumulative percentage of contracted UDA delivered 2017 & 2018



Month	Adjusted Scheduled Activity (UDA)	
	2017	2018
April	254	111
May	464	412
June	621	710
July	1,333	1,108
August	1,661	1,379
September	1,977	1,655
October	2,169	
November	2,713	
December	3,117	
January	3,408	
February	3,728	
March	4,259	
April	4,563	
May	4,564	
June	4,564	

QUALITY

	Quantity	Base Number	Contract	AT	Region	England
% of FP17s for the same patient ID Re-attending within 3 months - Children	4	222	1.8%	12.3%	12.8%	11.9%
% of FP17s for the same patient ID Re-attending within 3 months - Adults	130	937	13.9%	16.9%	16.5%	15.9%
% of FP17s for the same patient ID Re-attending between 3 & 9 months - Children	151	222	68.0%	57.6%	59.7%	58.1%
% of FP17s for the same patient ID Re-attending between 3 & 9 months - Adults	542	937	57.8%	50.8%	53.0%	50.6%
% of FP17s for Band 1 Urgent Courses	97	1,035	9.4%	10.4%	9.2%	9.1%
% of FP17s Relating to Free Repair or Replacements	1	1,035	0.1%	0.9%	1.0%	0.8%
% of FP17s Relating to Continuations	8	1,035	0.8%	1.1%	1.2%	1.1%
% of Patients satisfied with the dentistry they have received	1	1	N/A	91.1%	91.6%	91.4%
% of Patients satisfied with the time they had to wait for an appointment	1	1	N/A	87.5%	88.1%	87.7%

* This is based on patients treated on this contract for their most recent course of treatment. Figures in italics indicate the base number of FP17s or Patient Questionnaire responses are less than 100. N/A is shown where the base number of responses is less than 10 during the period. % is calculated as Quantity/Base number*100

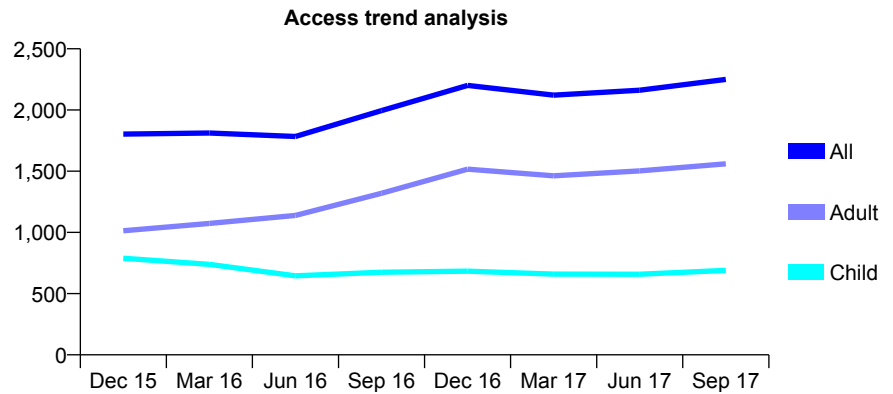
Q46 - Vital Signs At a Glance Contract Report for 138959/0001 - September 2017

Name or company name	Middleton Dental Care
Contract type name	GDS Contract
Purpose of contract	General
Contract start date	06/07/2012
Contract end date	

17/18 Contracted general activity (UDA)	7,330
Carry forward general activity (UDA)	0
17/18 Contracted orthodontic activity (UOA)	0
Carry forward orthodontic activity (UOA)	0
Baseline contract value	£183,250.90

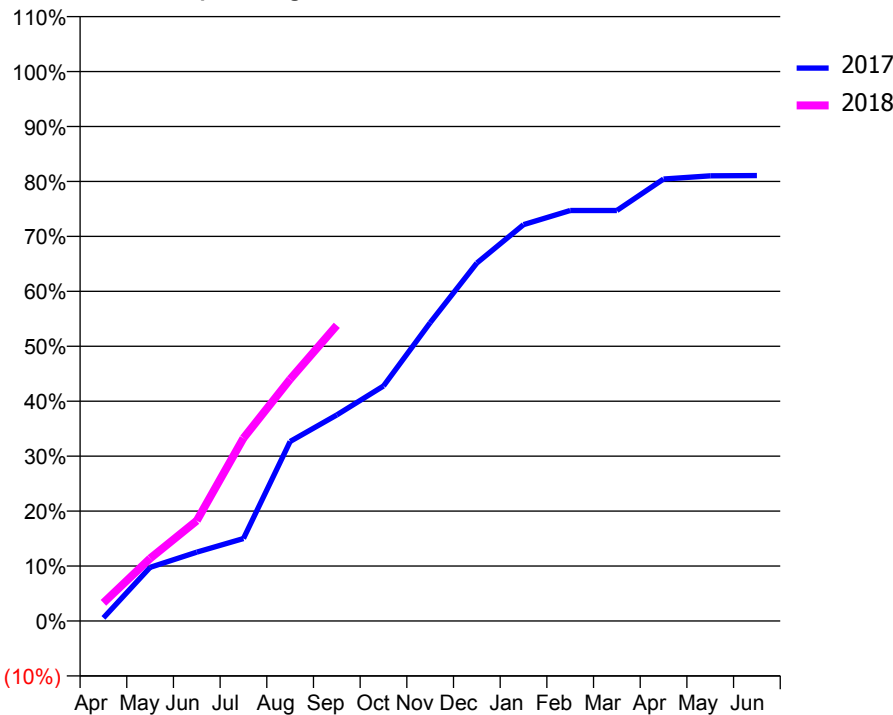
ACCESS*

Patients seen in 24 months	Total	Change since previous quarter
Quarter ending September 2016	1,995	
Quarter ending December 2016	2,201	↑
Quarter ending March 2017	2,122	↓
Quarter ending June 2017	2,162	→
Quarter ending September 2017	2,250	↑
Variance since September 2016	12.8%	↑



ACTIVITY

Cumulative percentage of contracted UDA delivered 2017 & 2018



Month	Adjusted Scheduled Activity (UDA)	
	2017	2018
April	42	242
May	716	835
June	919	1,339
July	1,100	2,440
August	2,395	3,225
September	2,750	3,944
October	3,134	
November	3,979	
December	4,775	
January	5,288	
February	5,477	
March	5,477	
April	5,895	
May	5,939	
June	5,941	

QUALITY

	Quantity	Base Number	Contract	AT	Region	England
% of FP17s for the same patient ID Re-attending within 3 months - Children	55	576	9.5%	12.3%	12.8%	11.9%
% of FP17s for the same patient ID Re-attending within 3 months - Adults	133	1,048	12.7%	16.9%	16.5%	15.9%
% of FP17s for the same patient ID Re-attending between 3 & 9 months - Children	266	576	46.2%	57.6%	59.7%	58.1%
% of FP17s for the same patient ID Re-attending between 3 & 9 months - Adults	473	1,048	45.1%	50.8%	53.0%	50.6%
% of FP17s for Band 1 Urgent Courses	123	1,337	9.2%	10.4%	9.2%	9.1%
% of FP17s Relating to Free Repair or Replacements	3	1,337	0.2%	0.9%	1.0%	0.8%
% of FP17s Relating to Continuations	7	1,337	0.5%	1.1%	1.2%	1.1%
% of Patients satisfied with the dentistry they have received	0	0	N/A	91.1%	91.6%	91.4%
% of Patients satisfied with the time they had to wait for an appointment	0	0	N/A	87.5%	88.1%	87.7%

* This is based on patients treated on this contract for their most recent course of treatment. Figures in italics indicate the base number of FP17s or Patient Questionnaire responses are less than 100. N/A is shown where the base number of responses is less than 10 during the period. % is calculated as Quantity/Base number*100

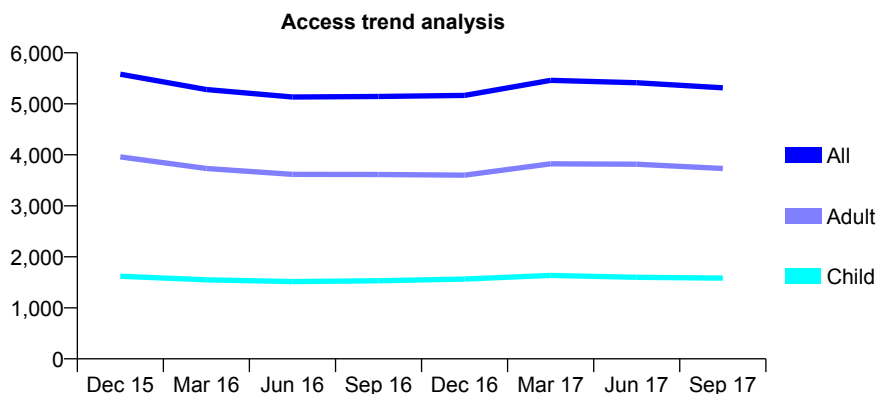
Q46 - Vital Signs At a Glance Contract Report for 138967/0001 - September 2017

Name or company name	Park House Springhead
Contract type name	GDS Contract
Purpose of contract	General
Contract start date	01/04/2010
Contract end date	

17/18 Contracted general activity (UDA)	15,429
Carry forward general activity (UDA)	0
17/18 Contracted orthodontic activity (UOA)	0
Carry forward orthodontic activity (UOA)	0
Baseline contract value	£418,406.12

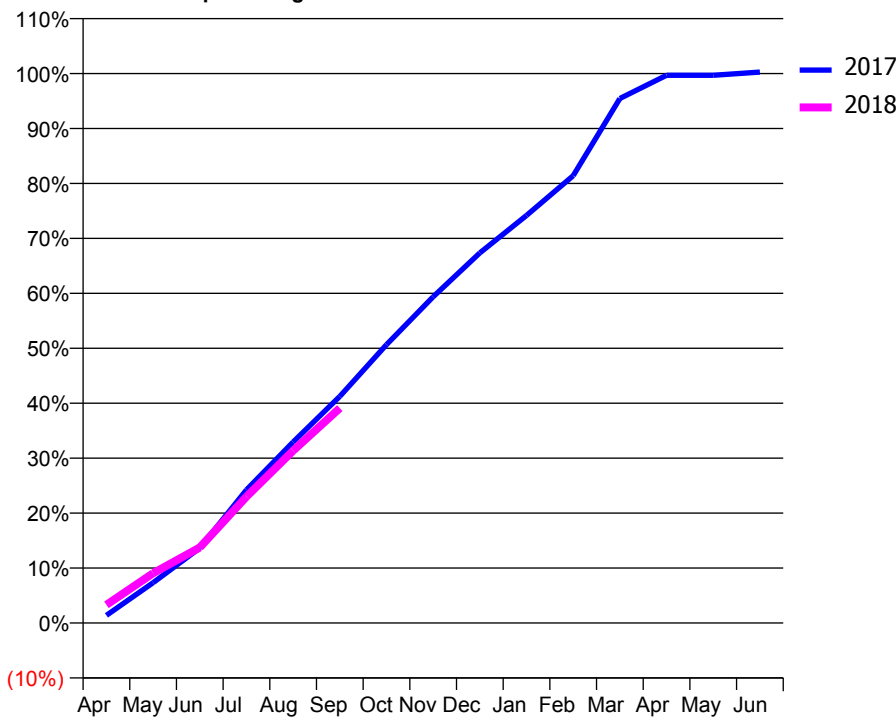
ACCESS*

Patients seen in 24 months	Total	Change since previous quarter
Quarter ending September 2016	5,145	
Quarter ending December 2016	5,166	→
Quarter ending March 2017	5,459	↑
Quarter ending June 2017	5,413	→
Quarter ending September 2017	5,313	↓
Variance since September 2016	3.3%	↑



ACTIVITY

Cumulative percentage of contracted UDA delivered 2017 & 2018



Adjusted Scheduled Activity (UDA)

Month	2017	2018
April	216	510
May	1,132	1,399
June	2,108	2,121
July	3,740	3,548
August	5,084	4,838
September	6,362	6,034
October	7,818	
November	9,159	
December	10,391	
January	11,445	
February	12,560	
March	14,727	
April	15,379	
May	15,379	
June	15,470	

QUALITY

	Quantity	Base Number	Contract	AT	Region	England
% of FP17s for the same patient ID Re-attending within 3 months - Children	71	1,028	6.9%	12.3%	12.8%	11.9%
% of FP17s for the same patient ID Re-attending within 3 months - Adults	310	2,296	13.5%	16.9%	16.5%	15.9%
% of FP17s for the same patient ID Re-attending between 3 & 9 months - Children	555	1,028	54.0%	57.6%	59.7%	58.1%
% of FP17s for the same patient ID Re-attending between 3 & 9 months - Adults	1,047	2,296	45.6%	50.8%	53.0%	50.6%
% of FP17s for Band 1 Urgent Courses	315	2,988	10.5%	10.4%	9.2%	9.1%
% of FP17s Relating to Free Repair or Replacements	23	2,988	0.8%	0.9%	1.0%	0.8%
% of FP17s Relating to Continuations	31	2,988	1.0%	1.1%	1.2%	1.1%
% of Patients satisfied with the dentistry they have received	3	4	N/A	91.1%	91.6%	91.4%
% of Patients satisfied with the time they had to wait for an appointment	4	4	N/A	87.5%	88.1%	87.7%

* This is based on patients treated on this contract for their most recent course of treatment. Figures in italics indicate the base number of FP17s or Patient Questionnaire responses are less than 100. N/A is shown where the base number of responses is less than 10 during the period. % is calculated as Quantity/Base number*100

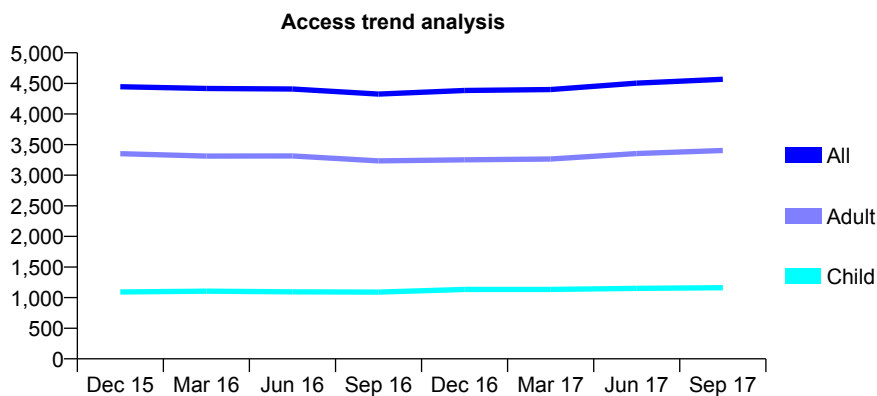
Q46 - Vital Signs At a Glance Contract Report for 139114/0001 - September 2017

Name or company name	The Ivy Dental Practice Ltd
Contract type name	Pilot Contract
Purpose of contract	General
Contract start date	01/04/2010
Contract end date	

17/18 Contracted general activity (UDA)	18,100
Carry forward general activity (UDA)	0
17/18 Contracted orthodontic activity (UOA)	0
Carry forward orthodontic activity (UOA)	0
Baseline contract value	£619,273.18

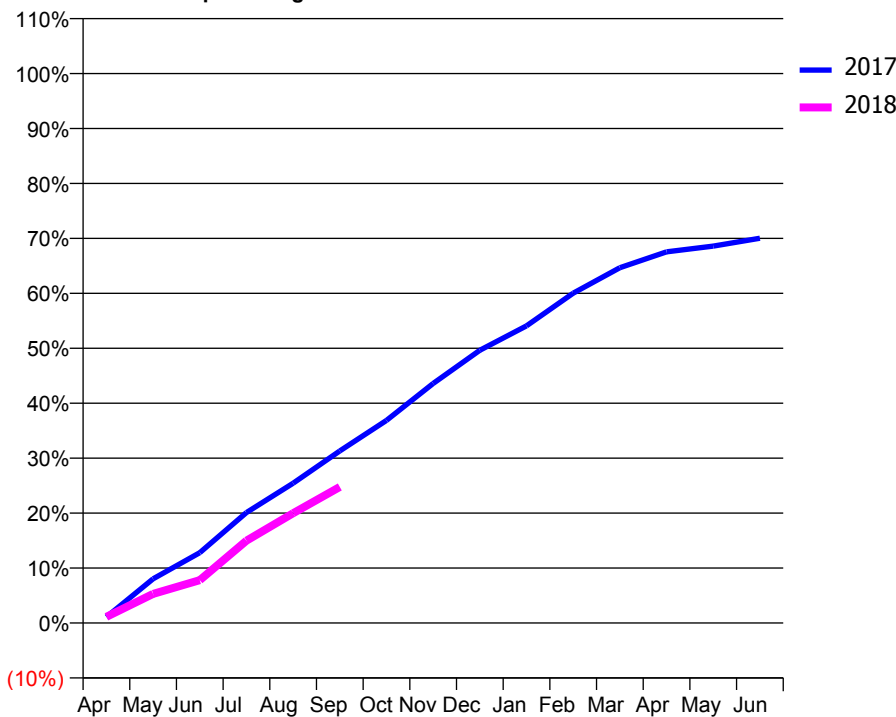
ACCESS*

Patients seen in 24 months	Total	Change since previous quarter
Quarter ending September 2016	4,325	
Quarter ending December 2016	4,384	→
Quarter ending March 2017	4,399	→
Quarter ending June 2017	4,505	↑
Quarter ending September 2017	4,568	→
Variance since September 2016	5.6%	↑



ACTIVITY

Cumulative percentage of contracted UDA delivered 2017 & 2018



Adjusted Scheduled Activity (UDA)

Month	2017	2018
April	200	202
May	1,455	959
June	2,315	1,411
July	3,638	2,711
August	4,606	3,617
September	5,666	4,481
October	6,672	
November	7,890	
December	8,985	
January	9,790	
February	10,865	
March	11,705	
April	12,228	
May	12,417	
June	12,672	

QUALITY

	Quantity	Base Number	Contract	AT	Region	England
% of FP17s for the same patient ID Re-attending within 3 months - Children	59	764	7.7%	12.3%	12.8%	11.9%
% of FP17s for the same patient ID Re-attending within 3 months - Adults	253	1,671	15.1%	16.9%	16.5%	15.9%
% of FP17s for the same patient ID Re-attending between 3 & 9 months - Children	421	764	55.1%	57.6%	59.7%	58.1%
% of FP17s for the same patient ID Re-attending between 3 & 9 months - Adults	706	1,671	42.3%	50.8%	53.0%	50.6%
% of FP17s for Band 1 Urgent Courses	35	2,107	1.7%	10.4%	9.2%	9.1%
% of FP17s Relating to Free Repair or Replacements	32	2,107	1.5%	0.9%	1.0%	0.8%
% of FP17s Relating to Continuations	68	2,107	3.2%	1.1%	1.2%	1.1%
% of Patients satisfied with the dentistry they have received	0	0	N/A	91.1%	91.6%	91.4%
% of Patients satisfied with the time they had to wait for an appointment	0	0	N/A	87.5%	88.1%	87.7%

* This is based on patients treated on this contract for their most recent course of treatment. Figures in italics indicate the base number of FP17s or Patient Questionnaire responses are less than 100. N/A is shown where the base number of responses is less than 10 during the period. % is calculated as Quantity/Base number*100

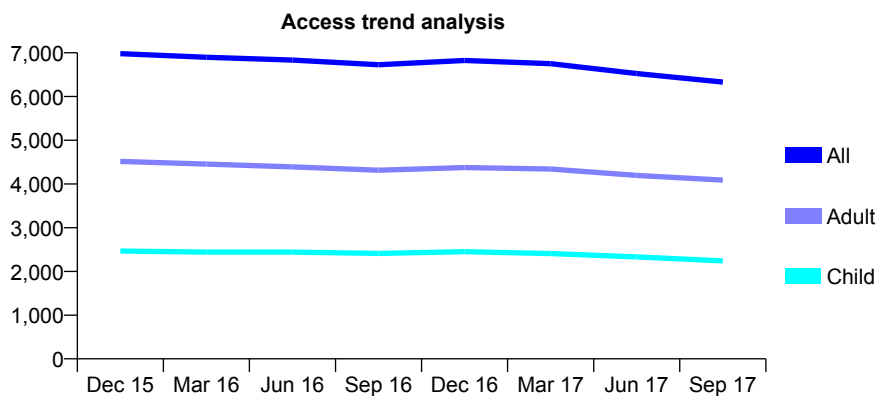
Q46 - Vital Signs At a Glance Contract Report for 139521/0001 - September 2017

Name or company name	JF Scott Dental Surgeon Partnership
Contract type name	GDS Contract
Purpose of contract	General
Contract start date	31/12/2010
Contract end date	

17/18 Contracted general activity (UDA)	25,437
Carry forward general activity (UDA)	0
17/18 Contracted orthodontic activity (UOA)	0
Carry forward orthodontic activity (UOA)	0
Baseline contract value	£695,379.79

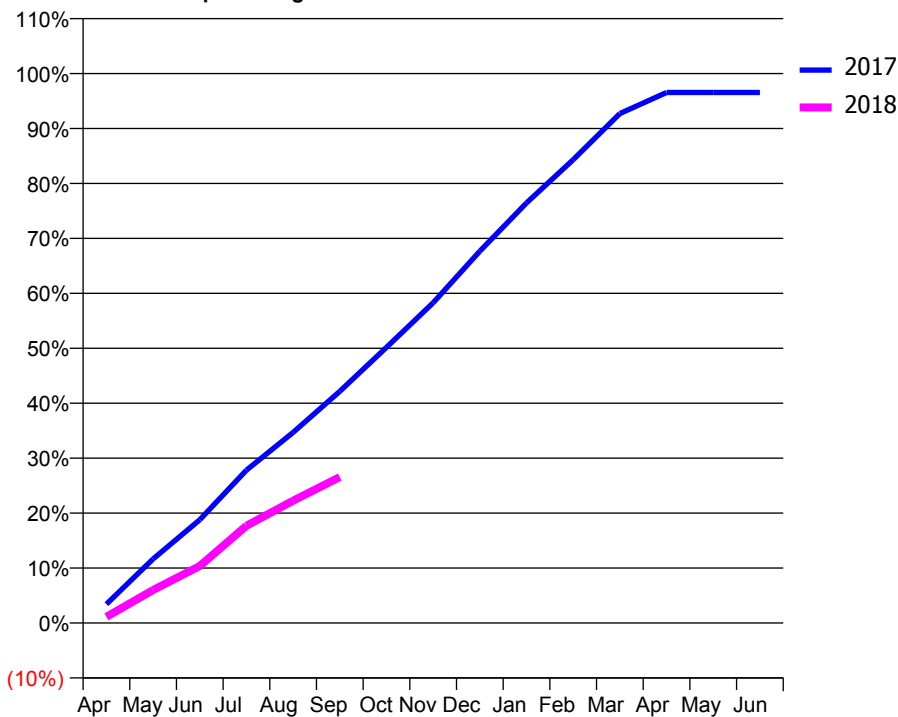
ACCESS*

Patients seen in 24 months	Total	Change since previous quarter
Quarter ending September 2016	6,726	
Quarter ending December 2016	6,826	→
Quarter ending March 2017	6,750	↓
Quarter ending June 2017	6,525	↓
Quarter ending September 2017	6,329	↓
Variance since September 2016	(5.9%)	↓



ACTIVITY

Cumulative percentage of contracted UDA delivered 2017 & 2018



Month	Adjusted Scheduled Activity (UDA)	
	2017	2018
April	871	287
May	2,967	1,526
June	4,783	2,641
July	7,077	4,501
August	8,823	5,663
September	10,723	6,756
October	12,761	
November	14,827	
December	17,212	
January	19,449	
February	21,445	
March	23,580	
April	24,558	
May	24,560	
June	24,560	

QUALITY

	Quantity	Base Number	Contract	AT	Region	England
% of FP17s for the same patient ID Re-attending within 3 months - Children	102	1,367	7.5%	12.3%	12.8%	11.9%
% of FP17s for the same patient ID Re-attending within 3 months - Adults	333	2,235	14.9%	16.9%	16.5%	15.9%
% of FP17s for the same patient ID Re-attending between 3 & 9 months - Children	996	1,367	72.9%	57.6%	59.7%	58.1%
% of FP17s for the same patient ID Re-attending between 3 & 9 months - Adults	1,463	2,235	65.5%	50.8%	53.0%	50.6%
% of FP17s for Band 1 Urgent Courses	405	3,212	12.6%	10.4%	9.2%	9.1%
% of FP17s Relating to Free Repair or Replacements	21	3,212	0.7%	0.9%	1.0%	0.8%
% of FP17s Relating to Continuations	20	3,212	0.6%	1.1%	1.2%	1.1%
% of Patients satisfied with the dentistry they have received	7	8	N/A	91.1%	91.6%	91.4%
% of Patients satisfied with the time they had to wait for an appointment	7	8	N/A	87.5%	88.1%	87.7%

* This is based on patients treated on this contract for their most recent course of treatment. Figures in italics indicate the base number of FP17s or Patient Questionnaire responses are less than 100. N/A is shown where the base number of responses is less than 10 during the period. % is calculated as Quantity/Base number*100

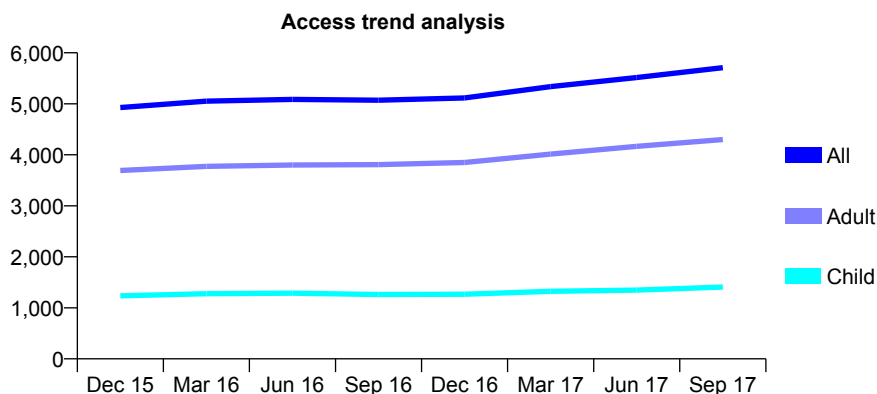
Q46 - Vital Signs At a Glance Contract Report for 139947/0001 - September 2017

Name or company name	Mr K Hanji
Contract type name	GDS Contract
Purpose of contract	General
Contract start date	01/04/2010
Contract end date	

17/18 Contracted general activity (UDA)	21,839
Carry forward general activity (UDA)	0
17/18 Contracted orthodontic activity (UOA)	0
Carry forward orthodontic activity (UOA)	0
Baseline contract value	£752,402.05

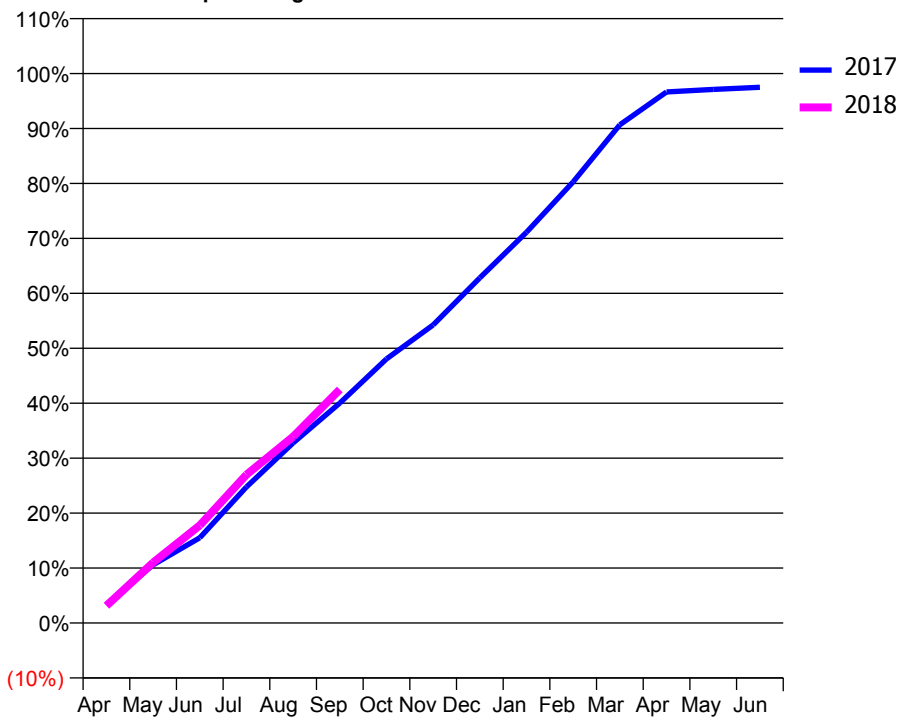
ACCESS*

Patients seen in 24 months	Total	Change since previous quarter
Quarter ending September 2016	5,070	
Quarter ending December 2016	5,116	→
Quarter ending March 2017	5,337	↑
Quarter ending June 2017	5,515	↑
Quarter ending September 2017	5,708	↑
Variance since September 2016	12.6%	↑



ACTIVITY

Cumulative percentage of contracted UDA delivered 2017 & 2018



Month	Adjusted Scheduled Activity (UDA)	
	2017	2018
April	741	686
May	2,303	2,406
June	3,373	3,882
July	5,388	5,894
August	7,127	7,406
September	8,706	9,283
October	10,451	
November	11,798	
December	13,660	
January	15,468	
February	17,462	
March	19,720	
April	21,020	
May	21,117	
June	21,203	

QUALITY

	Quantity	Base Number	Contract	AT	Region	England
% of FP17s for the same patient ID Re-attending within 3 months - Children	151	1,221	12.4%	12.3%	12.8%	11.9%
% of FP17s for the same patient ID Re-attending within 3 months - Adults	918	3,834	23.9%	16.9%	16.5%	15.9%
% of FP17s for the same patient ID Re-attending between 3 & 9 months - Children	683	1,221	55.9%	57.6%	59.7%	58.1%
% of FP17s for the same patient ID Re-attending between 3 & 9 months - Adults	1,939	3,834	50.6%	50.8%	53.0%	50.6%
% of FP17s for Band 1 Urgent Courses	611	4,475	13.7%	10.4%	9.2%	9.1%
% of FP17s Relating to Free Repair or Replacements	10	4,475	0.2%	0.9%	1.0%	0.8%
% of FP17s Relating to Continuations	10	4,475	0.2%	1.1%	1.2%	1.1%
% of Patients satisfied with the dentistry they have received	2	2	N/A	91.1%	91.6%	91.4%
% of Patients satisfied with the time they had to wait for an appointment	1	2	N/A	87.5%	88.1%	87.7%

* This is based on patients treated on this contract for their most recent course of treatment. Figures in italics indicate the base number of FP17s or Patient Questionnaire responses are less than 100. N/A is shown where the base number of responses is less than 10 during the period. % is calculated as Quantity/Base number*100

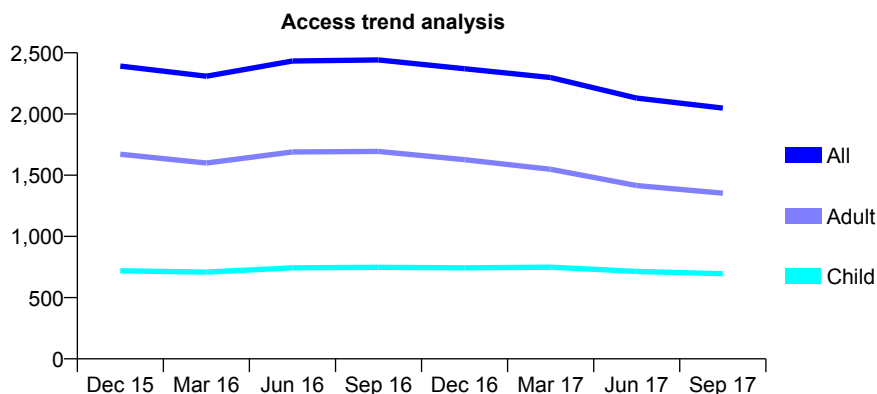
Q46 - Vital Signs At a Glance Contract Report for 140511/0001 - September 2017

Name or company name	Landridge Dental Surgery
Contract type name	GDS Contract
Purpose of contract	General
Contract start date	01/03/2009
Contract end date	

17/18 Contracted general activity (UDA)	6,699
Carry forward general activity (UDA)	0
17/18 Contracted orthodontic activity (UOA)	0
Carry forward orthodontic activity (UOA)	0
Baseline contract value	£199,452.34

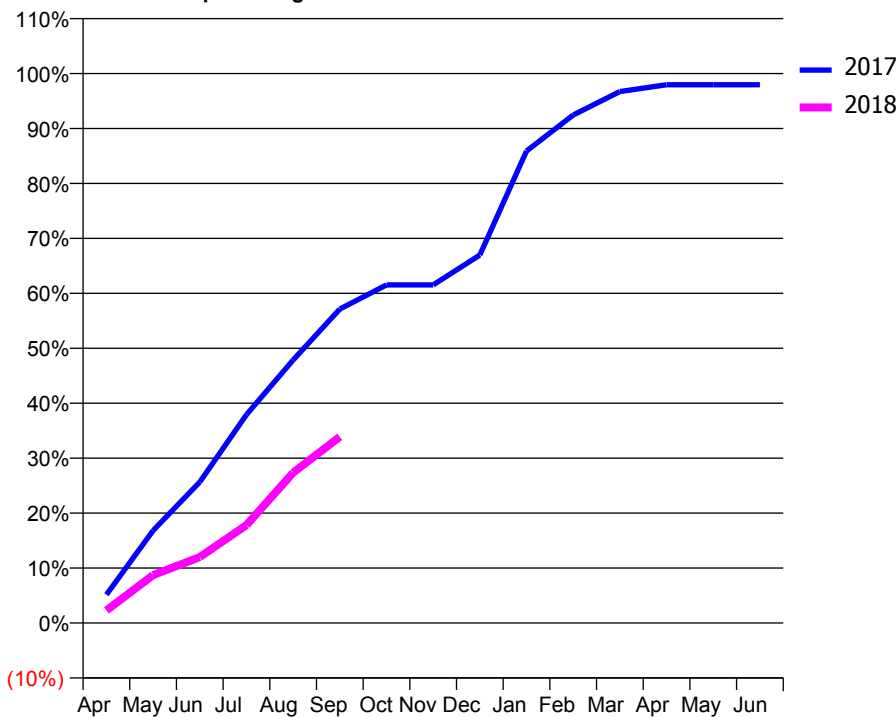
ACCESS*

Patients seen in 24 months	Total	Change since previous quarter
Quarter ending September 2016	2,442	
Quarter ending December 2016	2,370	↓
Quarter ending March 2017	2,298	↓
Quarter ending June 2017	2,130	↓
Quarter ending September 2017	2,048	↓
Variance since September 2016	(16.1%)	↓



ACTIVITY

Cumulative percentage of contracted UDA delivered 2017 & 2018



Adjusted Scheduled Activity (UDA)

Month	2017	2018
April	346	153
May	1,128	584
June	1,719	803
July	2,539	1,194
August	3,206	1,833
September	3,827	2,270
October	4,122	
November	4,122	
December	4,486	
January	5,754	
February	6,193	
March	6,479	
April	6,561	
May	6,561	
June	6,561	

QUALITY

	Quantity	Base Number	Contract	AT	Region	England
% of FP17s for the same patient ID Re-attending within 3 months - Children	44	385	11.4%	12.3%	12.8%	11.9%
% of FP17s for the same patient ID Re-attending within 3 months - Adults	163	722	22.6%	16.9%	16.5%	15.9%
% of FP17s for the same patient ID Re-attending between 3 & 9 months - Children	113	385	29.4%	57.6%	59.7%	58.1%
% of FP17s for the same patient ID Re-attending between 3 & 9 months - Adults	226	722	31.3%	50.8%	53.0%	50.6%
% of FP17s for Band 1 Urgent Courses	196	1,069	18.3%	10.4%	9.2%	9.1%
% of FP17s Relating to Free Repair or Replacements	3	1,069	0.3%	0.9%	1.0%	0.8%
% of FP17s Relating to Continuations	10	1,069	0.9%	1.1%	1.2%	1.1%
% of Patients satisfied with the dentistry they have received	2	3	N/A	91.1%	91.6%	91.4%
% of Patients satisfied with the time they had to wait for an appointment	3	3	N/A	87.5%	88.1%	87.7%

* This is based on patients treated on this contract for their most recent course of treatment. Figures in italics indicate the base number of FP17s or Patient Questionnaire responses are less than 100. N/A is shown where the base number of responses is less than 10 during the period. % is calculated as Quantity/Base number*100

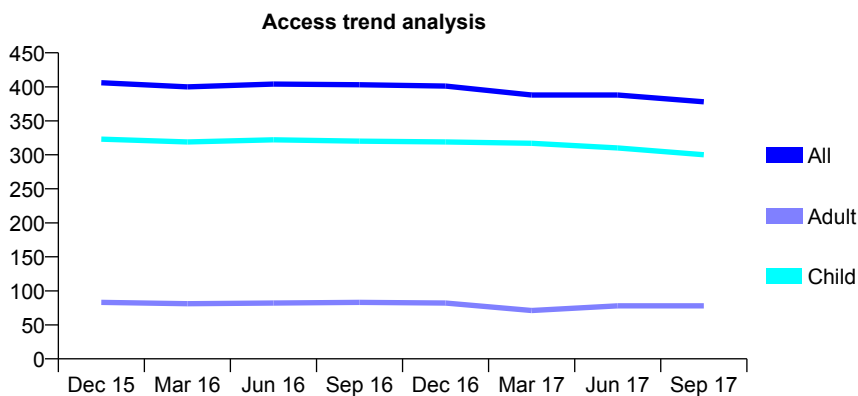
Q46 - Vital Signs At a Glance Contract Report for 141925/0001 - September 2017

Name or company name	MR MA BROWN
Contract type name	GDS Contract
Purpose of contract	General
Contract start date	01/11/2013
Contract end date	

17/18 Contracted general activity (UDA)	875
Carry forward general activity (UDA)	0
17/18 Contracted orthodontic activity (UOA)	0
Carry forward orthodontic activity (UOA)	0
Baseline contract value	£20,187.36

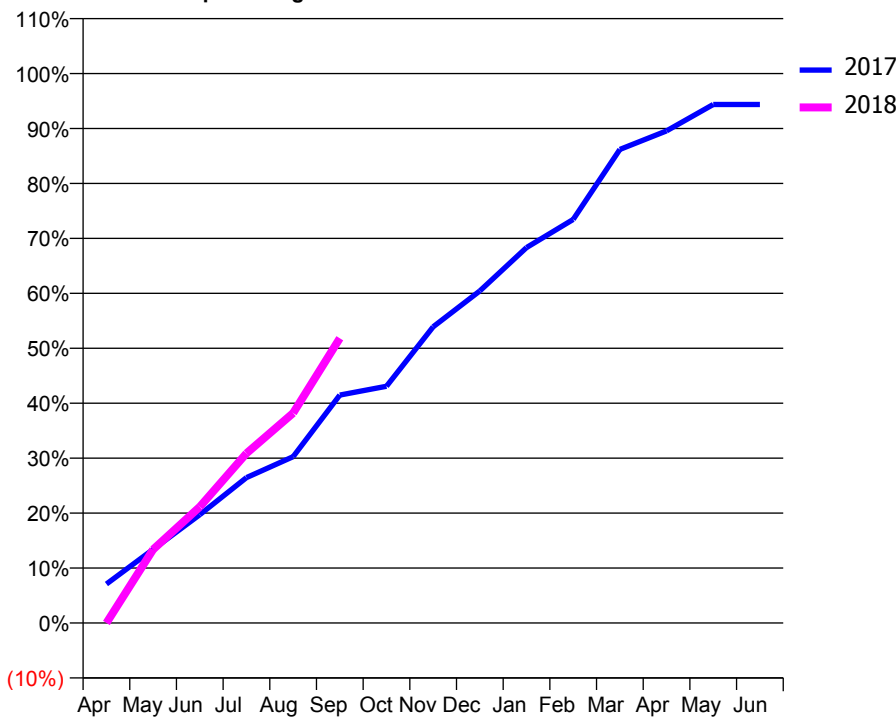
ACCESS*

Patients seen in 24 months	Total	Change since previous quarter
Quarter ending September 2016	403	
Quarter ending December 2016	401	→
Quarter ending March 2017	388	↓
Quarter ending June 2017	388	→
Quarter ending September 2017	378	↓
Variance since September 2016	(6.2%)	↓



ACTIVITY

Cumulative percentage of contracted UDA delivered 2017 & 2018



Month	Adjusted Scheduled Activity (UDA)	
	2017	2018
April	62	0
May	117	117
June	173	185
July	232	270
August	265	334
September	363	453
October	377	
November	472	
December	529	
January	598	
February	643	
March	754	
April	784	
May	826	
June	826	

QUALITY

	Quantity	Base Number	Contract	AT	Region	England
% of FP17s for the same patient ID Re-attending within 3 months - Children	26	313	8.3%	12.3%	12.8%	11.9%
% of FP17s for the same patient ID Re-attending within 3 months - Adults	4	45	8.9%	16.9%	16.5%	15.9%
% of FP17s for the same patient ID Re-attending between 3 & 9 months - Children	234	313	74.8%	57.6%	59.7%	58.1%
% of FP17s for the same patient ID Re-attending between 3 & 9 months - Adults	19	45	42.2%	50.8%	53.0%	50.6%
% of FP17s for Band 1 Urgent Courses	2	317	0.6%	10.4%	9.2%	9.1%
% of FP17s Relating to Free Repair or Replacements	0	317	0.0%	0.9%	1.0%	0.8%
% of FP17s Relating to Continuations	0	317	0.0%	1.1%	1.2%	1.1%
% of Patients satisfied with the dentistry they have received	0	0	N/A	91.1%	91.6%	91.4%
% of Patients satisfied with the time they had to wait for an appointment	0	0	N/A	87.5%	88.1%	87.7%

* This is based on patients treated on this contract for their most recent course of treatment. Figures in italics indicate the base number of FP17s or Patient Questionnaire responses are less than 100. N/A is shown where the base number of responses is less than 10 during the period. % is calculated as Quantity/Base number*100

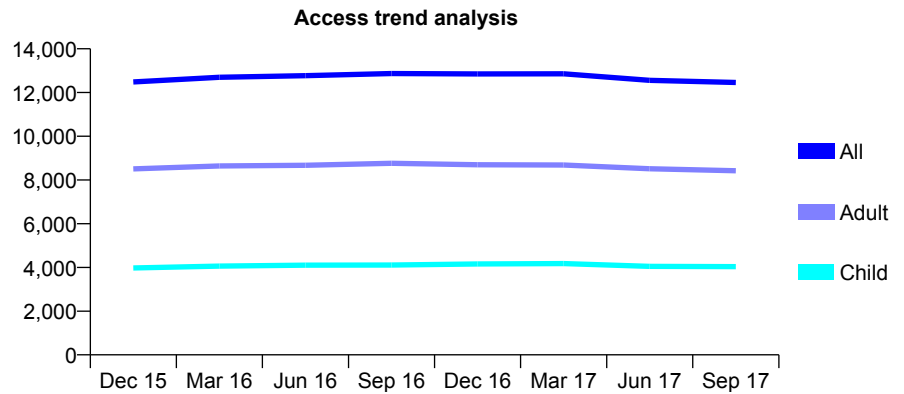
Q46 - Vital Signs At a Glance Contract Report for 141941/0001 - September 2017

Name or company name	Highfield Dental Practice Ltd
Contract type name	GDS Contract
Purpose of contract	General
Contract start date	01/04/2011
Contract end date	

17/18 Contracted general activity (UDA)	36,596
Carry forward general activity (UDA)	0
17/18 Contracted orthodontic activity (UOA)	0
Carry forward orthodontic activity (UOA)	0
Baseline contract value	£1,008,196.58

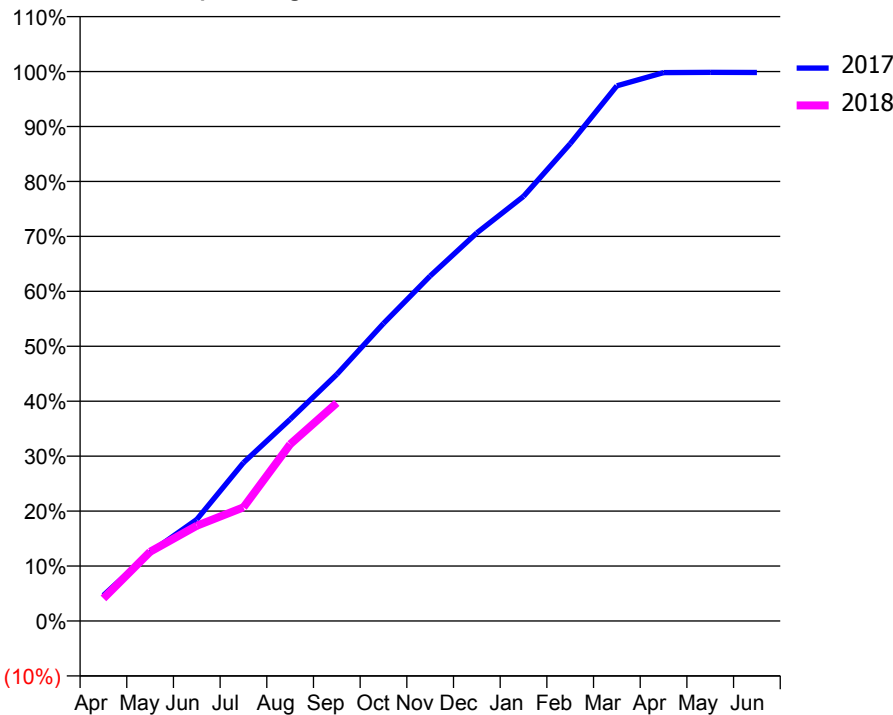
ACCESS*

Patients seen in 24 months	Total	Change since previous quarter
Quarter ending September 2016	12,871	
Quarter ending December 2016	12,852	→
Quarter ending March 2017	12,856	→
Quarter ending June 2017	12,560	↓
Quarter ending September 2017	12,461	→
Variance since September 2016	(3.2%)	↓



ACTIVITY

Cumulative percentage of contracted UDA delivered 2017 & 2018



Adjusted Scheduled Activity (UDA)		
Month	2017	2018
April	1,712	1,507
May	4,566	4,616
June	6,765	6,348
July	10,550	7,568
August	13,428	11,767
September	16,422	14,523
October	19,821	
November	22,978	
December	25,850	
January	28,285	
February	31,792	
March	35,647	
April	36,519	
May	36,536	
June	36,535	

QUALITY

	Quantity	Base Number	Contract	AT	Region	England
% of FP17s for the same patient ID Re-attending within 3 months - Children	293	2,948	9.9%	12.3%	12.8%	11.9%
% of FP17s for the same patient ID Re-attending within 3 months - Adults	1,019	6,141	16.6%	16.9%	16.5%	15.9%
% of FP17s for the same patient ID Re-attending between 3 & 9 months - Children	1,961	2,948	66.5%	57.6%	59.7%	58.1%
% of FP17s for the same patient ID Re-attending between 3 & 9 months - Adults	4,126	6,141	67.2%	50.8%	53.0%	50.6%
% of FP17s for Band 1 Urgent Courses	454	8,122	5.6%	10.4%	9.2%	9.1%
% of FP17s Relating to Free Repair or Replacements	140	8,122	1.7%	0.9%	1.0%	0.8%
% of FP17s Relating to Continuations	73	8,122	0.9%	1.1%	1.2%	1.1%
% of Patients satisfied with the dentistry they have received	3	3	N/A	91.1%	91.6%	91.4%
% of Patients satisfied with the time they had to wait for an appointment	3	3	N/A	87.5%	88.1%	87.7%

* This is based on patients treated on this contract for their most recent course of treatment. Figures in italics indicate the base number of FP17s or Patient Questionnaire responses are less than 100. N/A is shown where the base number of responses is less than 10 during the period. % is calculated as Quantity/Base number*100

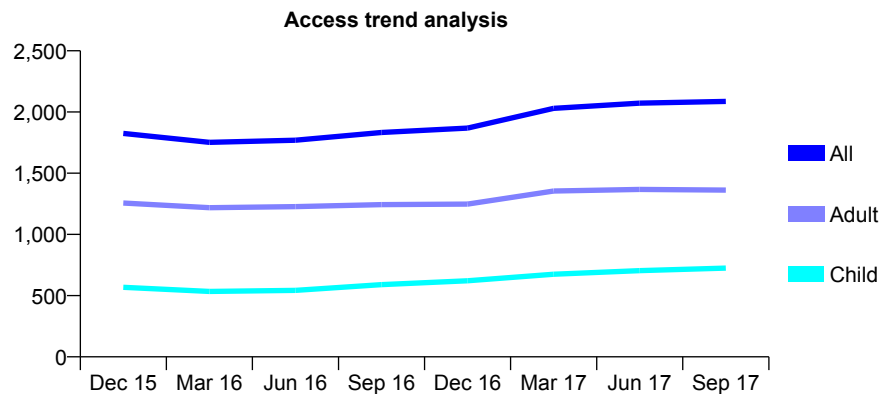
Q46 - Vital Signs At a Glance Contract Report for 145181/0001 - September 2017

Name or company name	MR MO MALIK
Contract type name	GDS Contract
Purpose of contract	General
Contract start date	01/01/2013
Contract end date	

17/18 Contracted general activity (UDA)	6,345
Carry forward general activity (UDA)	0
17/18 Contracted orthodontic activity (UOA)	0
Carry forward orthodontic activity (UOA)	0
Baseline contract value	£158,643.55

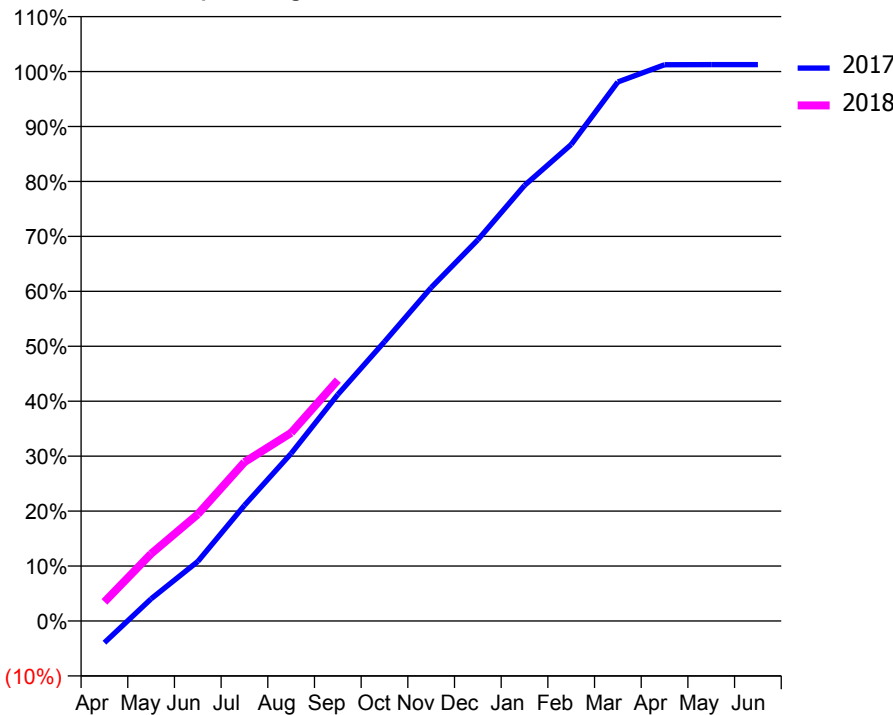
ACCESS*

Patients seen in 24 months	Total	Change since previous quarter
Quarter ending September 2016	1,833	
Quarter ending December 2016	1,869	→
Quarter ending March 2017	2,030	↑
Quarter ending June 2017	2,072	↑
Quarter ending September 2017	2,087	→
Variance since September 2016	13.9%	↑



ACTIVITY

Cumulative percentage of contracted UDA delivered 2017 & 2018



Month	Adjusted Scheduled Activity (UDA)	
	2017	2018
April	-252	221
May	257	777
June	688	1,233
July	1,336	1,835
August	1,935	2,174
September	2,615	2,782
October	3,226	
November	3,851	
December	4,401	
January	5,030	
February	5,502	
March	6,225	
April	6,423	
May	6,425	
June	6,425	

QUALITY

	Quantity	Base Number	Contract	AT	Region	England
% of FP17s for the same patient ID Re-attending within 3 months - Children	25	381	6.6%	12.3%	12.8%	11.9%
% of FP17s for the same patient ID Re-attending within 3 months - Adults	82	660	12.4%	16.9%	16.5%	15.9%
% of FP17s for the same patient ID Re-attending between 3 & 9 months - Children	100	381	26.2%	57.6%	59.7%	58.1%
% of FP17s for the same patient ID Re-attending between 3 & 9 months - Adults	191	660	28.9%	50.8%	53.0%	50.6%
% of FP17s for Band 1 Urgent Courses	111	973	11.4%	10.4%	9.2%	9.1%
% of FP17s Relating to Free Repair or Replacements	0	973	0.0%	0.9%	1.0%	0.8%
% of FP17s Relating to Continuations	0	973	0.0%	1.1%	1.2%	1.1%
% of Patients satisfied with the dentistry they have received	5	6	N/A	91.1%	91.6%	91.4%
% of Patients satisfied with the time they had to wait for an appointment	4	6	N/A	87.5%	88.1%	87.7%

* This is based on patients treated on this contract for their most recent course of treatment. Figures in italics indicate the base number of FP17s or Patient Questionnaire responses are less than 100. N/A is shown where the base number of responses is less than 10 during the period. % is calculated as Quantity/Base number*100

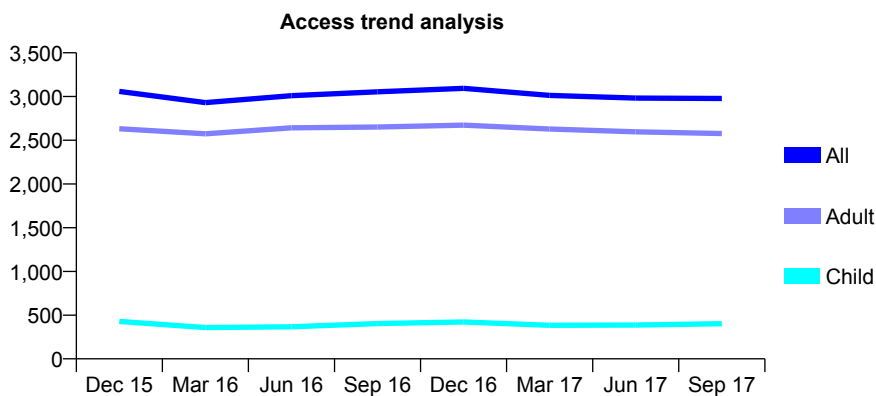
Q46 - Vital Signs At a Glance Contract Report for 145424/0001 - September 2017

Name or company name	Goose Green Dental Practice
Contract type name	GDS Contract
Purpose of contract	General
Contract start date	24/07/2013
Contract end date	

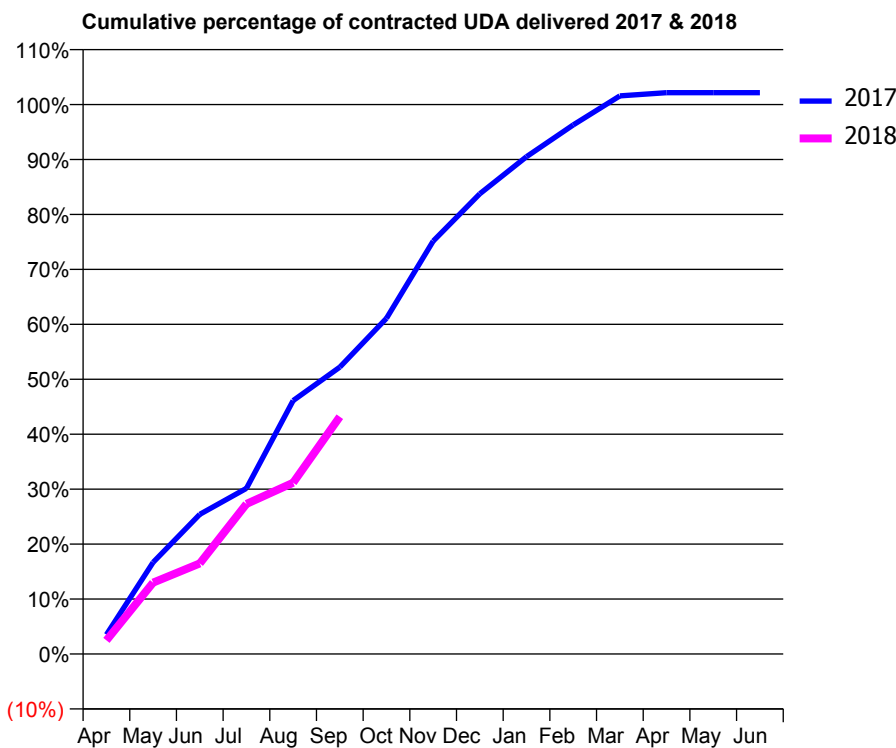
17/18 Contracted general activity (UDA)	8,214
Carry forward general activity (UDA)	0
17/18 Contracted orthodontic activity (UOA)	0
Carry forward orthodontic activity (UOA)	0
Baseline contract value	£203,098.97

ACCESS*

Patients seen in 24 months	Total	Change since previous quarter
Quarter ending September 2016	3,054	
Quarter ending December 2016	3,093	→
Quarter ending March 2017	3,012	↓
Quarter ending June 2017	2,983	→
Quarter ending September 2017	2,978	→
Variance since September 2016	(2.5%)	↓



ACTIVITY



Month	Adjusted Scheduled Activity (UDA)	
	2017	2018
April	291	204
May	1,370	1,067
June	2,089	1,354
July	2,477	2,244
August	3,787	2,560
September	4,289	3,547
October	5,019	
November	6,171	
December	6,880	
January	7,433	
February	7,909	
March	8,343	
April	8,390	
May	8,391	
June	8,391	

QUALITY

	Quantity	Base Number	Contract	AT	Region	England
% of FP17s for the same patient ID Re-attending within 3 months - Children	7	296	2.4%	12.3%	12.8%	11.9%
% of FP17s for the same patient ID Re-attending within 3 months - Adults	187	1,646	11.4%	16.9%	16.5%	15.9%
% of FP17s for the same patient ID Re-attending between 3 & 9 months - Children	159	296	53.7%	57.6%	59.7%	58.1%
% of FP17s for the same patient ID Re-attending between 3 & 9 months - Adults	914	1,646	55.5%	50.8%	53.0%	50.6%
% of FP17s for Band 1 Urgent Courses	113	1,905	5.9%	10.4%	9.2%	9.1%
% of FP17s Relating to Free Repair or Replacements	52	1,905	2.7%	0.9%	1.0%	0.8%
% of FP17s Relating to Continuations	3	1,905	0.2%	1.1%	1.2%	1.1%
% of Patients satisfied with the dentistry they have received	7	8	N/A	91.1%	91.6%	91.4%
% of Patients satisfied with the time they had to wait for an appointment	7	8	N/A	87.5%	88.1%	87.7%

* This is based on patients treated on this contract for their most recent course of treatment. Figures in italics indicate the base number of FP17s or Patient Questionnaire responses are less than 100. N/A is shown where the base number of responses is less than 10 during the period. % is calculated as Quantity/Base number*100

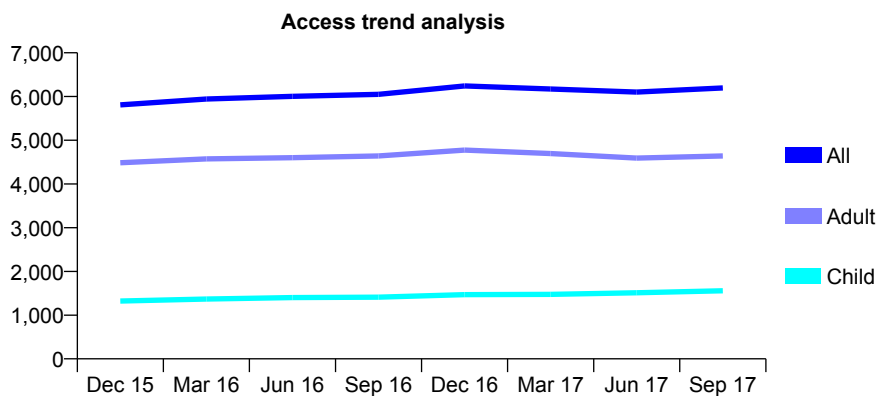
Q46 - Vital Signs At a Glance Contract Report for 146250/0001 - September 2017

Name or company name	MR MOHAMMED AL-HIMDANI
Contract type name	GDS Contract
Purpose of contract	General
Contract start date	01/10/2009
Contract end date	

17/18 Contracted general activity (UDA)	15,065
Carry forward general activity (UDA)	0
17/18 Contracted orthodontic activity (UOA)	0
Carry forward orthodontic activity (UOA)	0
Baseline contract value	£472,001.97

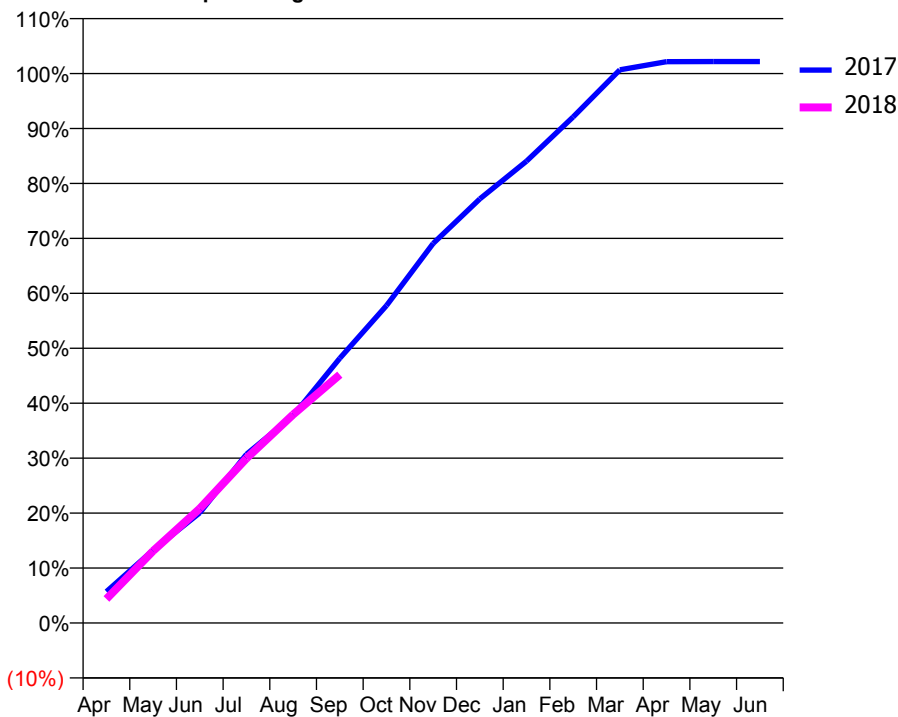
ACCESS*

Patients seen in 24 months	Total	Change since previous quarter
Quarter ending September 2016	6,050	
Quarter ending December 2016	6,243	↑
Quarter ending March 2017	6,171	↓
Quarter ending June 2017	6,102	↓
Quarter ending September 2017	6,196	→
Variance since September 2016	2.4%	↑



ACTIVITY

Cumulative percentage of contracted UDA delivered 2017 & 2018



Adjusted Scheduled Activity (UDA)

Month	2017	2018
April	861	658
May	2,000	1,977
June	3,022	3,140
July	4,626	4,512
August	5,687	5,717
September	7,257	6,809
October	8,702	
November	10,406	
December	11,627	
January	12,661	
February	13,876	
March	15,167	
April	15,389	
May	15,391	
June	15,391	

QUALITY

	Quantity	Base Number	Contract	AT	Region	England
% of FP17s for the same patient ID Re-attending within 3 months - Children	62	919	6.7%	12.3%	12.8%	11.9%
% of FP17s for the same patient ID Re-attending within 3 months - Adults	283	2,240	12.6%	16.9%	16.5%	15.9%
% of FP17s for the same patient ID Re-attending between 3 & 9 months - Children	404	919	44.0%	57.6%	59.7%	58.1%
% of FP17s for the same patient ID Re-attending between 3 & 9 months - Adults	734	2,240	32.8%	50.8%	53.0%	50.6%
% of FP17s for Band 1 Urgent Courses	282	3,043	9.3%	10.4%	9.2%	9.1%
% of FP17s Relating to Free Repair or Replacements	25	3,043	0.8%	0.9%	1.0%	0.8%
% of FP17s Relating to Continuations	47	3,043	1.5%	1.1%	1.2%	1.1%
% of Patients satisfied with the dentistry they have received	1	2	N/A	91.1%	91.6%	91.4%
% of Patients satisfied with the time they had to wait for an appointment	2	2	N/A	87.5%	88.1%	87.7%

* This is based on patients treated on this contract for their most recent course of treatment. Figures in italics indicate the base number of FP17s or Patient Questionnaire responses are less than 100. N/A is shown where the base number of responses is less than 10 during the period. % is calculated as Quantity/Base number*100

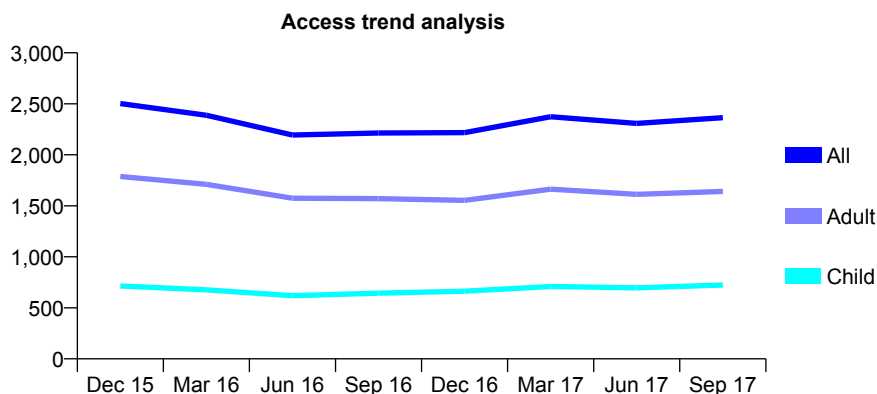
Q46 - Vital Signs At a Glance Contract Report for 148431/0001 - September 2017

Name or company name	Park House Lees
Contract type name	GDS Contract
Purpose of contract	General
Contract start date	01/04/2013
Contract end date	

17/18 Contracted general activity (UDA)	11,410
Carry forward general activity (UDA)	0
17/18 Contracted orthodontic activity (UOA)	0
Carry forward orthodontic activity (UOA)	0
Baseline contract value	£326,514.94

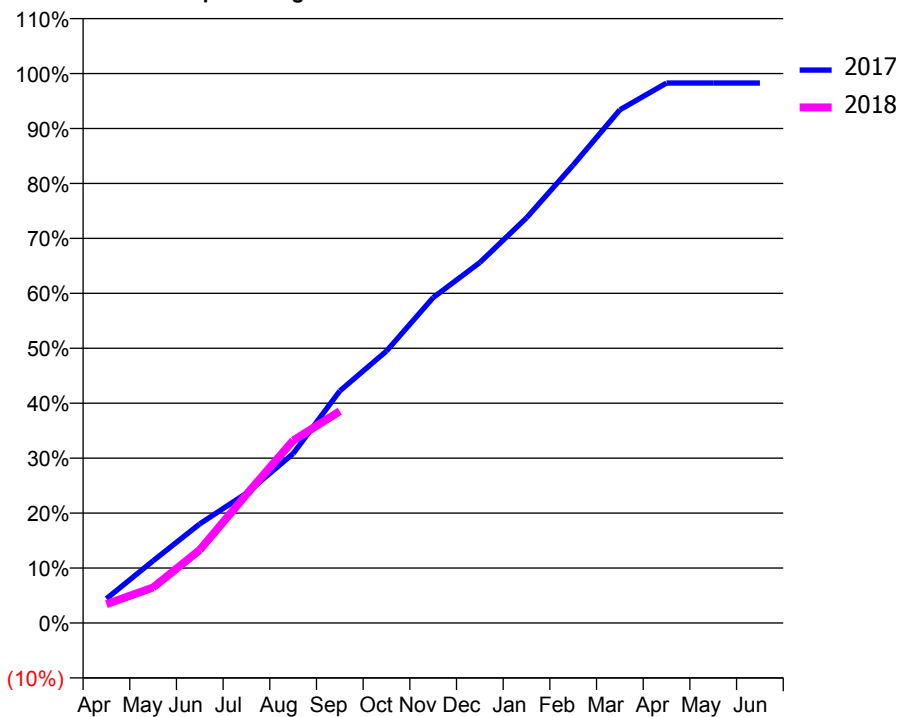
ACCESS*

Patients seen in 24 months	Total	Change since previous quarter
Quarter ending September 2016	2,214	
Quarter ending December 2016	2,217	→
Quarter ending March 2017	2,373	↑
Quarter ending June 2017	2,308	↓
Quarter ending September 2017	2,364	↑
Variance since September 2016	6.8%	↑



ACTIVITY

Cumulative percentage of contracted UDA delivered 2017 & 2018



Month	Adjusted Scheduled Activity (UDA)	
	2017	2018
April	506	391
May	1,291	737
June	2,058	1,519
July	2,695	2,671
August	3,517	3,789
September	4,819	4,400
October	5,647	
November	6,758	
December	7,485	
January	8,414	
February	9,511	
March	10,656	
April	11,212	
May	11,212	
June	11,212	

QUALITY

	Quantity	Base Number	Contract	AT	Region	England
% of FP17s for the same patient ID Re-attending within 3 months - Children	38	504	7.5%	12.3%	12.8%	11.9%
% of FP17s for the same patient ID Re-attending within 3 months - Adults	126	893	14.1%	16.9%	16.5%	15.9%
% of FP17s for the same patient ID Re-attending between 3 & 9 months - Children	308	504	61.1%	57.6%	59.7%	58.1%
% of FP17s for the same patient ID Re-attending between 3 & 9 months - Adults	373	893	41.8%	50.8%	53.0%	50.6%
% of FP17s for Band 1 Urgent Courses	62	1,259	4.9%	10.4%	9.2%	9.1%
% of FP17s Relating to Free Repair or Replacements	4	1,259	0.3%	0.9%	1.0%	0.8%
% of FP17s Relating to Continuations	16	1,259	1.3%	1.1%	1.2%	1.1%
% of Patients satisfied with the dentistry they have received	0	1	N/A	91.1%	91.6%	91.4%
% of Patients satisfied with the time they had to wait for an appointment	0	1	N/A	87.5%	88.1%	87.7%

* This is based on patients treated on this contract for their most recent course of treatment. Figures in italics indicate the base number of FP17s or Patient Questionnaire responses are less than 100. N/A is shown where the base number of responses is less than 10 during the period. % is calculated as Quantity/Base number*100

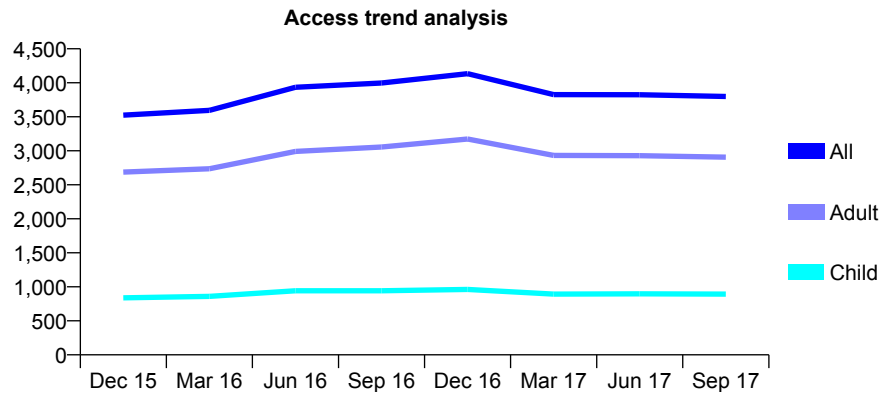
Q46 - Vital Signs At a Glance Contract Report for 149357/0001 - September 2017

Name or company name	DHS Dental Practices Limited
Contract type name	GDS Contract
Purpose of contract	General
Contract start date	01/11/2010
Contract end date	

17/18 Contracted general activity (UDA)	10,000
Carry forward general activity (UDA)	0
17/18 Contracted orthodontic activity (UOA)	0
Carry forward orthodontic activity (UOA)	0
Baseline contract value	£301,011.60

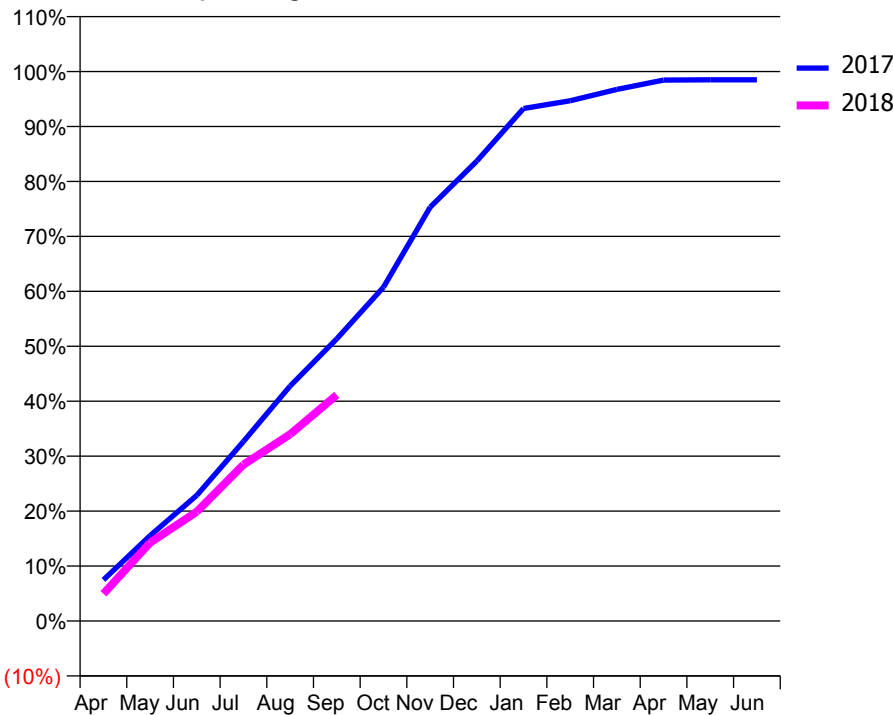
ACCESS*

Patients seen in 24 months	Total	Change since previous quarter
Quarter ending September 2016	3,998	
Quarter ending December 2016	4,135	↑
Quarter ending March 2017	3,826	↓
Quarter ending June 2017	3,825	→
Quarter ending September 2017	3,799	→
Variance since September 2016	(5.0%)	↓



ACTIVITY

Cumulative percentage of contracted UDA delivered 2017 & 2018



Month	Adjusted Scheduled Activity (UDA)	
	2017	2018
April	748	497
May	1,554	1,426
June	2,288	1,990
July	3,266	2,845
August	4,276	3,399
September	5,136	4,115
October	6,075	
November	7,531	
December	8,371	
January	9,327	
February	9,468	
March	9,675	
April	9,844	
May	9,848	
June	9,850	

QUALITY

	Quantity	Base Number	Contract	AT	Region	England
% of FP17s for the same patient ID Re-attending within 3 months - Children	24	573	4.2%	12.3%	12.8%	11.9%
% of FP17s for the same patient ID Re-attending within 3 months - Adults	204	1,649	12.4%	16.9%	16.5%	15.9%
% of FP17s for the same patient ID Re-attending between 3 & 9 months - Children	283	573	49.4%	57.6%	59.7%	58.1%
% of FP17s for the same patient ID Re-attending between 3 & 9 months - Adults	752	1,649	45.6%	50.8%	53.0%	50.6%
% of FP17s for Band 1 Urgent Courses	173	2,109	8.2%	10.4%	9.2%	9.1%
% of FP17s Relating to Free Repair or Replacements	4	2,109	0.2%	0.9%	1.0%	0.8%
% of FP17s Relating to Continuations	15	2,109	0.7%	1.1%	1.2%	1.1%
% of Patients satisfied with the dentistry they have received	5	6	N/A	91.1%	91.6%	91.4%
% of Patients satisfied with the time they had to wait for an appointment	5	6	N/A	87.5%	88.1%	87.7%

* This is based on patients treated on this contract for their most recent course of treatment. Figures in italics indicate the base number of FP17s or Patient Questionnaire responses are less than 100. N/A is shown where the base number of responses is less than 10 during the period. % is calculated as Quantity/Base number*100

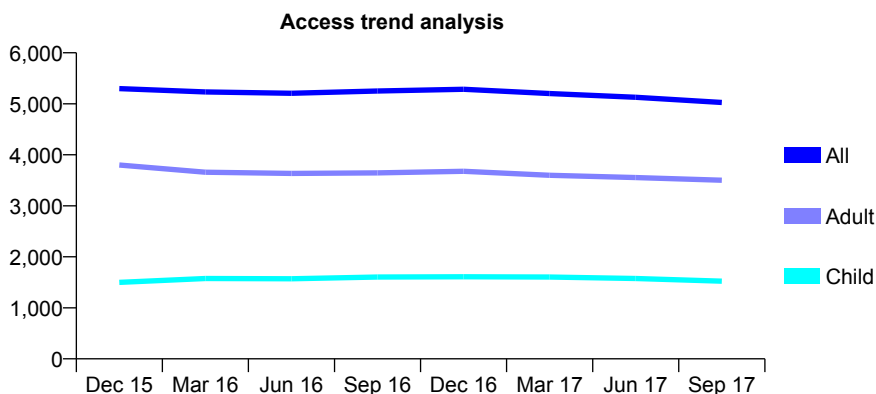
Q46 - Vital Signs At a Glance Contract Report for 150177/0001 - September 2017

Name or company name	G & L Askins Ltd
Contract type name	GDS Contract
Purpose of contract	General
Contract start date	06/12/2010
Contract end date	

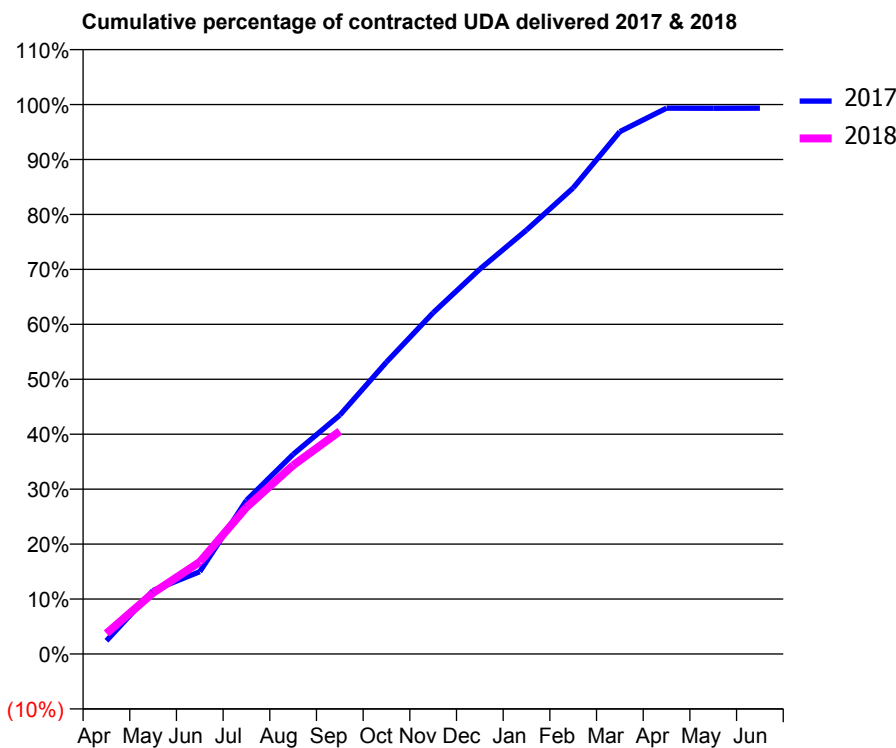
17/18 Contracted general activity (UDA)	16,498
Carry forward general activity (UDA)	0
17/18 Contracted orthodontic activity (UOA)	0
Carry forward orthodontic activity (UOA)	0
Baseline contract value	£409,905.48

ACCESS*

Patients seen in 24 months	Total	Change since previous quarter
Quarter ending September 2016	5,251	
Quarter ending December 2016	5,286	→
Quarter ending March 2017	5,202	↓
Quarter ending June 2017	5,129	↓
Quarter ending September 2017	5,025	↓
Variance since September 2016	(4.3%)	↓



ACTIVITY



Month	Adjusted Scheduled Activity (UDA)	
	2017	2018
April	397	617
May	1,906	1,838
June	2,470	2,766
July	4,616	4,407
August	5,995	5,668
September	7,172	6,688
October	8,766	
November	10,249	
December	11,558	
January	12,729	
February	13,996	
March	15,685	
April	16,390	
May	16,383	
June	16,387	

QUALITY

	Quantity	Base Number	Contract	AT	Region	England
% of FP17s for the same patient ID Re-attending within 3 months - Children	101	1,133	8.9%	12.3%	12.8%	11.9%
% of FP17s for the same patient ID Re-attending within 3 months - Adults	321	2,508	12.8%	16.9%	16.5%	15.9%
% of FP17s for the same patient ID Re-attending between 3 & 9 months - Children	745	1,133	65.8%	57.6%	59.7%	58.1%
% of FP17s for the same patient ID Re-attending between 3 & 9 months - Adults	1,513	2,508	60.3%	50.8%	53.0%	50.6%
% of FP17s for Band 1 Urgent Courses	208	3,324	6.3%	10.4%	9.2%	9.1%
% of FP17s Relating to Free Repair or Replacements	38	3,324	1.1%	0.9%	1.0%	0.8%
% of FP17s Relating to Continuations	13	3,324	0.4%	1.1%	1.2%	1.1%
% of Patients satisfied with the dentistry they have received	5	6	N/A	91.1%	91.6%	91.4%
% of Patients satisfied with the time they had to wait for an appointment	5	6	N/A	87.5%	88.1%	87.7%

* This is based on patients treated on this contract for their most recent course of treatment. Figures in italics indicate the base number of FP17s or Patient Questionnaire responses are less than 100. N/A is shown where the base number of responses is less than 10 during the period. % is calculated as Quantity/Base number*100

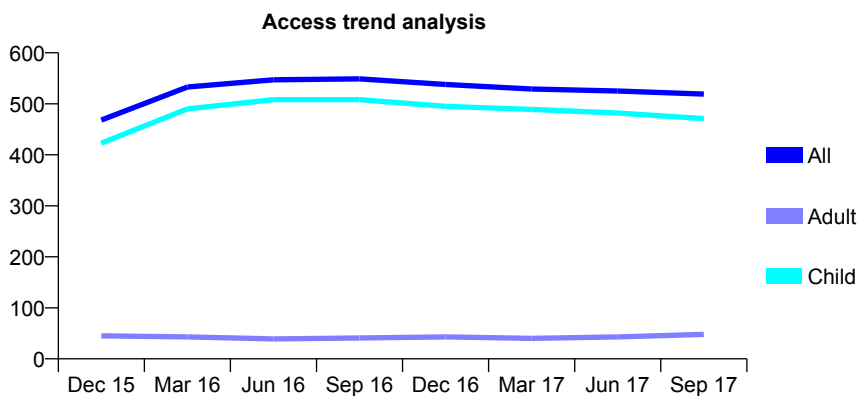
Q46 - Vital Signs At a Glance Contract Report for 150657/0001 - September 2017

Name or company name	Harwood Dental Care
Contract type name	GDS Contract
Purpose of contract	General
Contract start date	01/09/2013
Contract end date	

17/18 Contracted general activity (UDA)	1,100
Carry forward general activity (UDA)	0
17/18 Contracted orthodontic activity (UOA)	0
Carry forward orthodontic activity (UOA)	0
Baseline contract value	£20,173.24

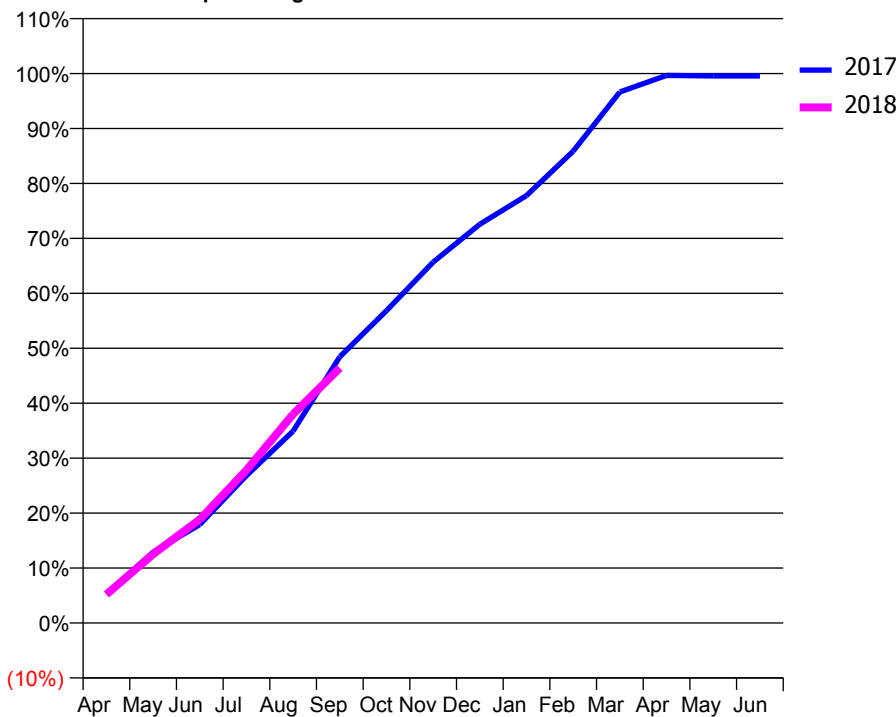
ACCESS*

Patients seen in 24 months	Total	Change since previous quarter
Quarter ending September 2016	549	
Quarter ending December 2016	538	↓
Quarter ending March 2017	529	↓
Quarter ending June 2017	525	→
Quarter ending September 2017	519	↓
Variance since September 2016	(5.5%)	↓



ACTIVITY

Cumulative percentage of contracted UDA delivered 2017 & 2018



Month	Adjusted Scheduled Activity (UDA)	
	2017	2018
April	58	57
May	142	138
June	197	207
July	295	306
August	384	418
September	533	511
October	625	
November	722	
December	798	
January	856	
February	945	
March	1,063	
April	1,096	
May	1,095	
June	1,095	

QUALITY

	Quantity	Base Number	Contract	AT	Region	England
% of FP17s for the same patient ID Re-attending within 3 months - Children	22	383	5.7%	12.3%	12.8%	11.9%
% of FP17s for the same patient ID Re-attending within 3 months - Adults	0	12	0.0%	16.9%	16.5%	15.9%
% of FP17s for the same patient ID Re-attending between 3 & 9 months - Children	285	383	74.4%	57.6%	59.7%	58.1%
% of FP17s for the same patient ID Re-attending between 3 & 9 months - Adults	9	12	75.0%	50.8%	53.0%	50.6%
% of FP17s for Band 1 Urgent Courses	18	371	4.9%	10.4%	9.2%	9.1%
% of FP17s Relating to Free Repair or Replacements	0	371	0.0%	0.9%	1.0%	0.8%
% of FP17s Relating to Continuations	0	371	0.0%	1.1%	1.2%	1.1%
% of Patients satisfied with the dentistry they have received	3	3	N/A	91.1%	91.6%	91.4%
% of Patients satisfied with the time they had to wait for an appointment	3	3	N/A	87.5%	88.1%	87.7%

* This is based on patients treated on this contract for their most recent course of treatment. Figures in italics indicate the base number of FP17s or Patient Questionnaire responses are less than 100. N/A is shown where the base number of responses is less than 10 during the period. % is calculated as Quantity/Base number*100

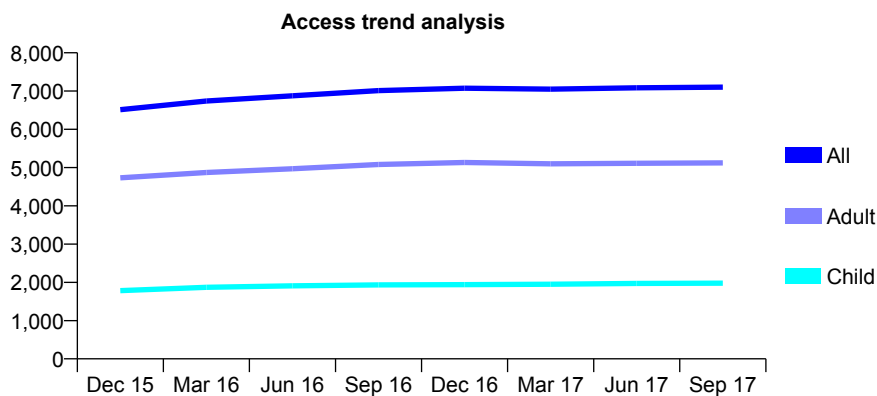
Q46 - Vital Signs At a Glance Contract Report for 151106/0001 - September 2017

Name or company name	Langley Dental Practice Ltd
Contract type name	GDS Contract
Purpose of contract	General
Contract start date	01/04/2008
Contract end date	

17/18 Contracted general activity (UDA)	20,092
Carry forward general activity (UDA)	0
17/18 Contracted orthodontic activity (UOA)	0
Carry forward orthodontic activity (UOA)	0
Baseline contract value	£570,771.17

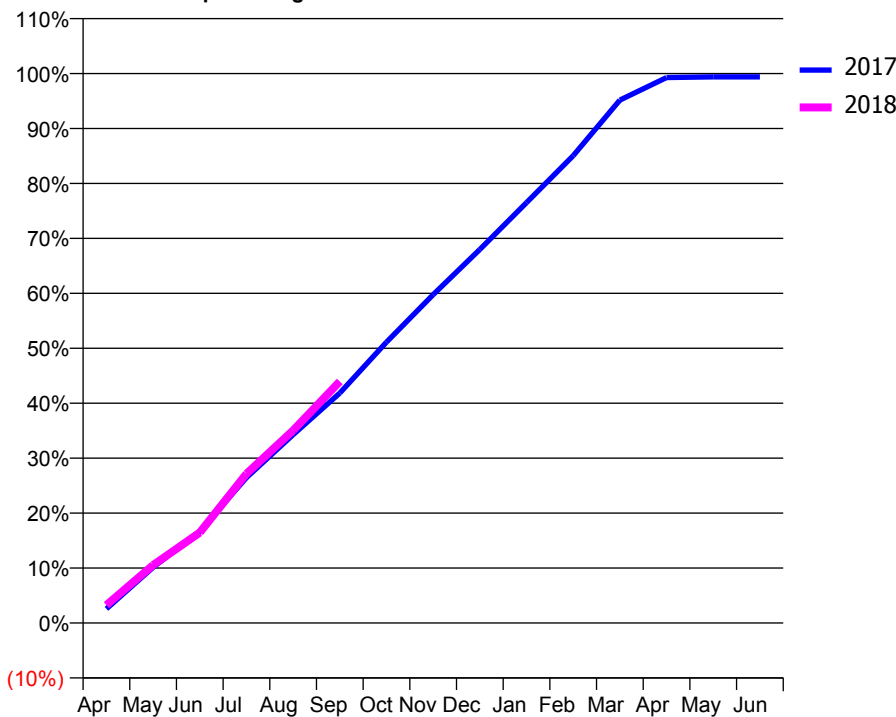
ACCESS*

Patients seen in 24 months	Total	Change since previous quarter
Quarter ending September 2016	7,013	
Quarter ending December 2016	7,073	→
Quarter ending March 2017	7,051	→
Quarter ending June 2017	7,085	→
Quarter ending September 2017	7,102	→
Variance since September 2016	1.3%	→



ACTIVITY

Cumulative percentage of contracted UDA delivered 2017 & 2018



Adjusted Scheduled Activity (UDA)

Month	2017	2018
April	520	654
May	2,036	2,121
June	3,352	3,311
July	5,316	5,456
August	6,887	7,044
September	8,411	8,831
October	10,270	
November	12,008	
December	13,660	
January	15,370	
February	17,085	
March	19,120	
April	19,944	
May	19,967	
June	19,969	

QUALITY

	Quantity	Base Number	Contract	AT	Region	England
% of FP17s for the same patient ID Re-attending within 3 months - Children	198	1,651	12.0%	12.3%	12.8%	11.9%
% of FP17s for the same patient ID Re-attending within 3 months - Adults	579	3,745	15.5%	16.9%	16.5%	15.9%
% of FP17s for the same patient ID Re-attending between 3 & 9 months - Children	1,020	1,651	61.8%	57.6%	59.7%	58.1%
% of FP17s for the same patient ID Re-attending between 3 & 9 months - Adults	2,257	3,745	60.3%	50.8%	53.0%	50.6%
% of FP17s for Band 1 Urgent Courses	345	4,552	7.6%	10.4%	9.2%	9.1%
% of FP17s Relating to Free Repair or Replacements	48	4,552	1.1%	0.9%	1.0%	0.8%
% of FP17s Relating to Continuations	57	4,552	1.3%	1.1%	1.2%	1.1%
% of Patients satisfied with the dentistry they have received	5	6	N/A	91.1%	91.6%	91.4%
% of Patients satisfied with the time they had to wait for an appointment	5	6	N/A	87.5%	88.1%	87.7%

* This is based on patients treated on this contract for their most recent course of treatment. Figures in italics indicate the base number of FP17s or Patient Questionnaire responses are less than 100. N/A is shown where the base number of responses is less than 10 during the period. % is calculated as Quantity/Base number*100

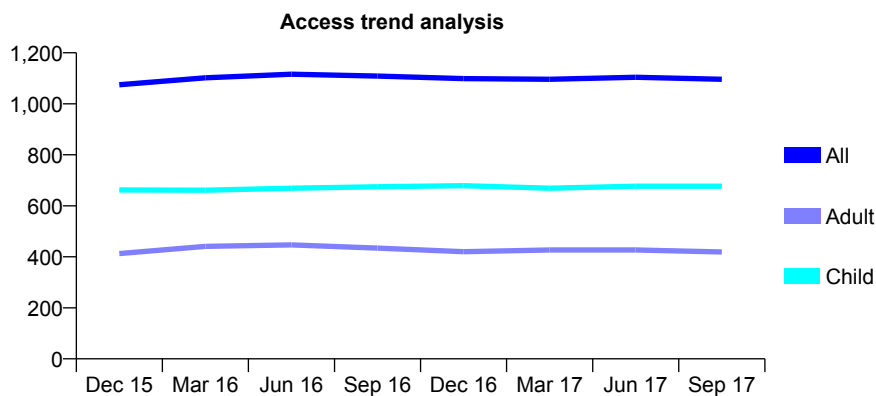
Q46 - Vital Signs At a Glance Contract Report for 151262/0001 - September 2017

Name or company name	The Cottage Dental Practice
Contract type name	GDS Contract
Purpose of contract	General
Contract start date	01/05/2014
Contract end date	

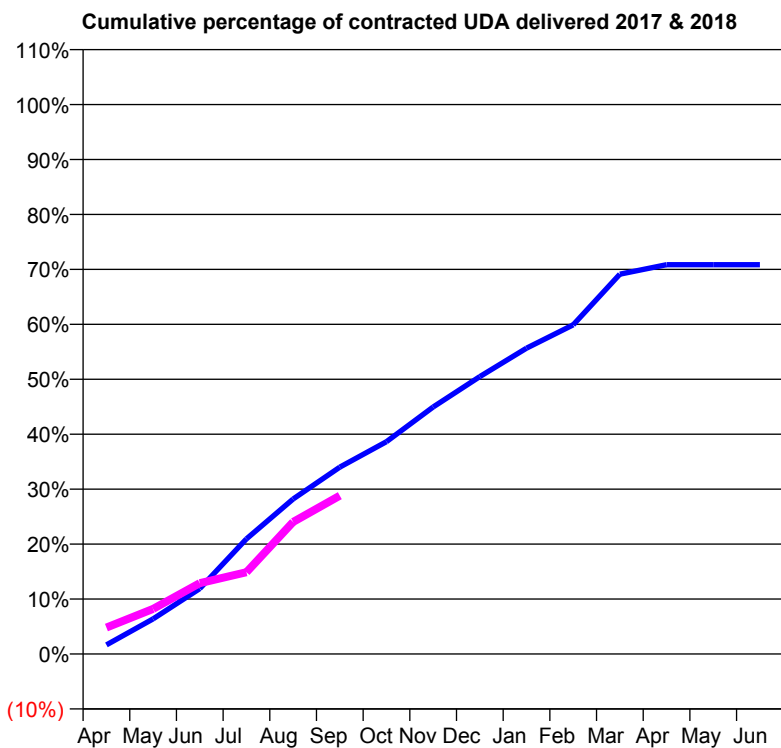
17/18 Contracted general activity (UDA)	3,600
Carry forward general activity (UDA)	0
17/18 Contracted orthodontic activity (UOA)	0
Carry forward orthodontic activity (UOA)	0
Baseline contract value	£91,619.74

ACCESS*

Patients seen in 24 months	Total	Change since previous quarter
Quarter ending September 2016	1,109	
Quarter ending December 2016	1,099	→
Quarter ending March 2017	1,096	→
Quarter ending June 2017	1,104	→
Quarter ending September 2017	1,096	→
Variance since September 2016	(1.2%)	↓



ACTIVITY



Adjusted Scheduled Activity (UDA)		
Month	2017	2018
April	60	173
May	230	296
June	428	465
July	754	536
August	1,015	866
September	1,225	1,038
October	1,391	
November	1,618	
December	1,817	
January	2,003	
February	2,157	
March	2,488	
April	2,551	
May	2,551	
June	2,551	

QUALITY

	Quantity	Base Number	Contract	AT	Region	England
% of FP17s for the same patient ID Re-attending within 3 months - Children	33	522	6.3%	12.3%	12.8%	11.9%
% of FP17s for the same patient ID Re-attending within 3 months - Adults	17	208	8.2%	16.9%	16.5%	15.9%
% of FP17s for the same patient ID Re-attending between 3 & 9 months - Children	364	522	69.7%	57.6%	59.7%	58.1%
% of FP17s for the same patient ID Re-attending between 3 & 9 months - Adults	129	208	62.0%	50.8%	53.0%	50.6%
% of FP17s for Band 1 Urgent Courses	28	690	4.1%	10.4%	9.2%	9.1%
% of FP17s Relating to Free Repair or Replacements	0	690	0.0%	0.9%	1.0%	0.8%
% of FP17s Relating to Continuations	14	690	2.0%	1.1%	1.2%	1.1%
% of Patients satisfied with the dentistry they have received	4	4	N/A	91.1%	91.6%	91.4%
% of Patients satisfied with the time they had to wait for an appointment	4	4	N/A	87.5%	88.1%	87.7%

* This is based on patients treated on this contract for their most recent course of treatment. Figures in italics indicate the base number of FP17s or Patient Questionnaire responses are less than 100. N/A is shown where the base number of responses is less than 10 during the period. % is calculated as Quantity/Base number*100

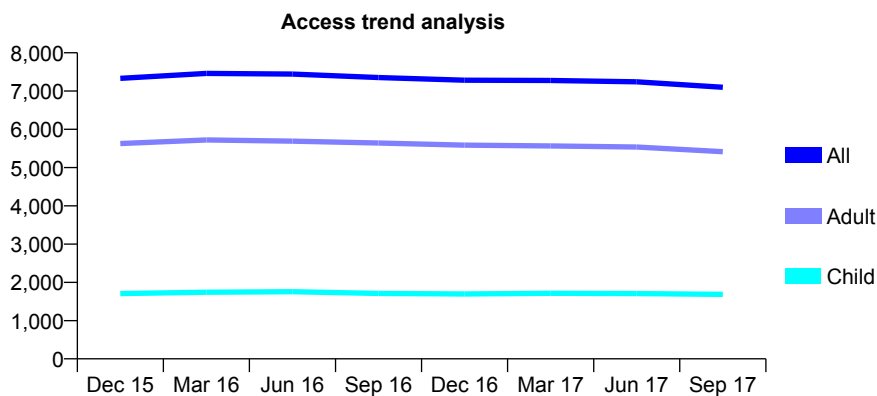
Q46 - Vital Signs At a Glance Contract Report for 151882/0001 - September 2017

Name or company name	IDH 450 Limited
Contract type name	GDS Contract
Purpose of contract	General
Contract start date	01/10/2008
Contract end date	

17/18 Contracted general activity (UDA)	25,069
Carry forward general activity (UDA)	0
17/18 Contracted orthodontic activity (UOA)	0
Carry forward orthodontic activity (UOA)	0
Baseline contract value	£787,044.59

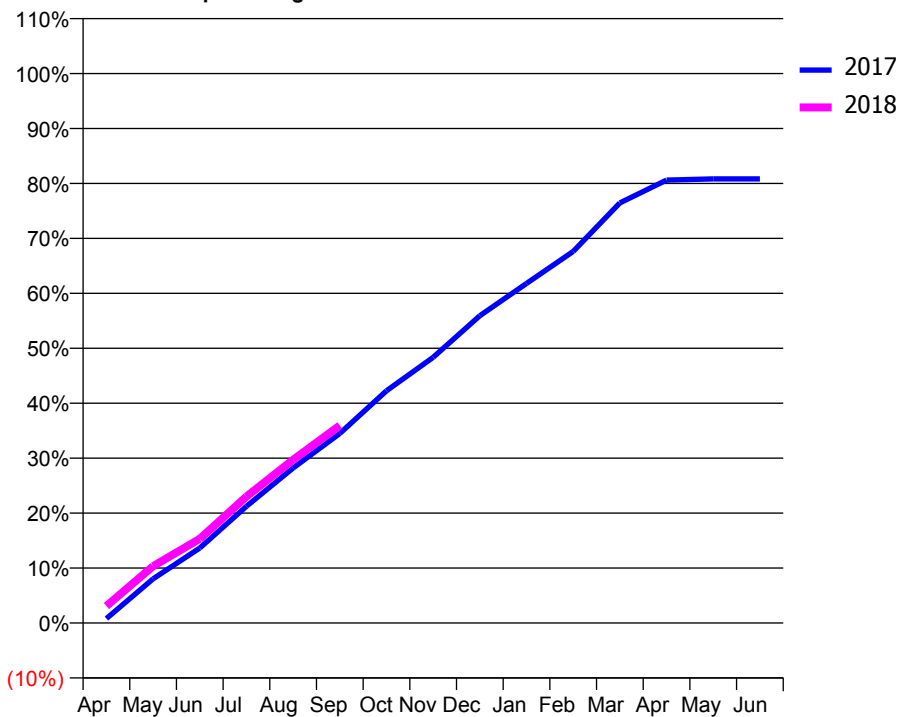
ACCESS*

Patients seen in 24 months	Total	Change since previous quarter
Quarter ending September 2016	7,352	
Quarter ending December 2016	7,282	→
Quarter ending March 2017	7,277	→
Quarter ending June 2017	7,243	→
Quarter ending September 2017	7,100	↓
Variance since September 2016	(3.4%)	↓



ACTIVITY

Cumulative percentage of contracted UDA delivered 2017 & 2018



Month	Adjusted Scheduled Activity (UDA)	
	2017	2018
April	202	775
May	2,015	2,597
June	3,421	3,843
July	5,324	5,768
August	7,074	7,452
September	8,649	9,010
October	10,596	
November	12,122	
December	14,022	
January	15,492	
February	16,952	
March	19,166	
April	20,207	
May	20,262	
June	20,264	

QUALITY

	Quantity	Base Number	Contract	AT	Region	England
% of FP17s for the same patient ID Re-attending within 3 months - Children	91	1,056	8.6%	12.3%	12.8%	11.9%
% of FP17s for the same patient ID Re-attending within 3 months - Adults	544	3,563	15.3%	16.9%	16.5%	15.9%
% of FP17s for the same patient ID Re-attending between 3 & 9 months - Children	550	1,056	52.1%	57.6%	59.7%	58.1%
% of FP17s for the same patient ID Re-attending between 3 & 9 months - Adults	1,879	3,563	52.7%	50.8%	53.0%	50.6%
% of FP17s for Band 1 Urgent Courses	339	4,139	8.2%	10.4%	9.2%	9.1%
% of FP17s Relating to Free Repair or Replacements	56	4,139	1.4%	0.9%	1.0%	0.8%
% of FP17s Relating to Continuations	88	4,139	2.1%	1.1%	1.2%	1.1%
% of Patients satisfied with the dentistry they have received	5	7	N/A	91.1%	91.6%	91.4%
% of Patients satisfied with the time they had to wait for an appointment	3	7	N/A	87.5%	88.1%	87.7%

* This is based on patients treated on this contract for their most recent course of treatment. Figures in italics indicate the base number of FP17s or Patient Questionnaire responses are less than 100. N/A is shown where the base number of responses is less than 10 during the period. % is calculated as Quantity/Base number*100

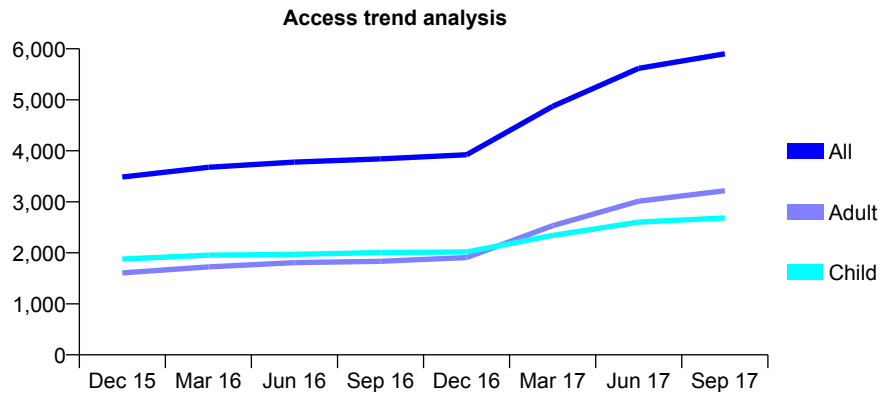
Q46 - Vital Signs At a Glance Contract Report for 152196/0001 - September 2017

Name or company name	Ahmad and Saleem Partners Ltd
Contract type name	GDS Contract
Purpose of contract	General
Contract start date	01/08/2014
Contract end date	

17/18 Contracted general activity (UDA)	16,459
Carry forward general activity (UDA)	621
17/18 Contracted orthodontic activity (UOA)	0
Carry forward orthodontic activity (UOA)	0
Baseline contract value	£615,682.16

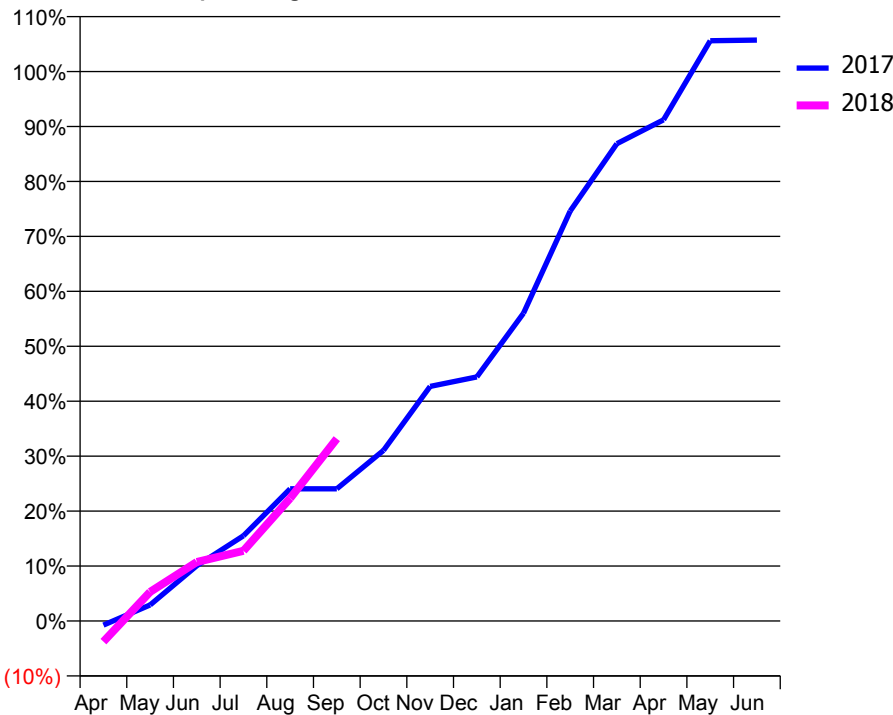
ACCESS*

Patients seen in 24 months	Total	Change since previous quarter
Quarter ending September 2016	3,842	
Quarter ending December 2016	3,924	↑
Quarter ending March 2017	4,872	↑
Quarter ending June 2017	5,616	↑
Quarter ending September 2017	5,901	↑
Variance since September 2016	53.6%	↑



ACTIVITY

Cumulative percentage of contracted UDA delivered 2017 & 2018



Month	Adjusted Scheduled Activity (UDA)	
	2017	2018
April	-91	-621
May	352	872
June	1,205	1,769
July	1,860	2,104
August	2,884	3,675
September	2,884	5,461
October	3,725	
November	5,120	
December	5,326	
January	6,716	
February	8,945	
March	10,417	
April	10,937	
May	12,661	
June	12,675	

QUALITY

	Quantity	Base Number	Contract	AT	Region	England
% of FP17s for the same patient ID Re-attending within 3 months - Children	215	2,495	8.6%	12.3%	12.8%	11.9%
% of FP17s for the same patient ID Re-attending within 3 months - Adults	410	2,930	14.0%	16.9%	16.5%	15.9%
% of FP17s for the same patient ID Re-attending between 3 & 9 months - Children	1,445	2,495	57.9%	57.6%	59.7%	58.1%
% of FP17s for the same patient ID Re-attending between 3 & 9 months - Adults	1,450	2,930	49.5%	50.8%	53.0%	50.6%
% of FP17s for Band 1 Urgent Courses	257	3,469	7.4%	10.4%	9.2%	9.1%
% of FP17s Relating to Free Repair or Replacements	0	3,469	0.0%	0.9%	1.0%	0.8%
% of FP17s Relating to Continuations	31	3,469	0.9%	1.1%	1.2%	1.1%
% of Patients satisfied with the dentistry they have received	4	4	N/A	91.1%	91.6%	91.4%
% of Patients satisfied with the time they had to wait for an appointment	4	4	N/A	87.5%	88.1%	87.7%

* This is based on patients treated on this contract for their most recent course of treatment. Figures in italics indicate the base number of FP17s or Patient Questionnaire responses are less than 100. N/A is shown where the base number of responses is less than 10 during the period. % is calculated as Quantity/Base number*100

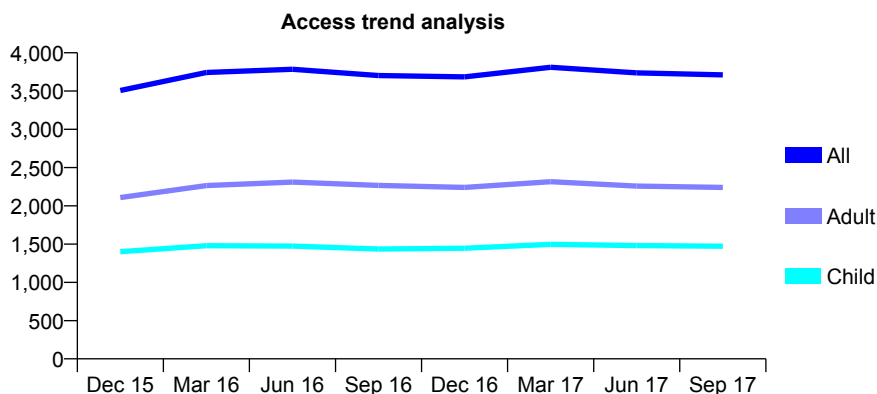
Q46 - Vital Signs At a Glance Contract Report for 152196/0003 - September 2017

Name or company name	Ahmad and Saleem Partners Ltd
Contract type name	GDS Contract
Purpose of contract	General
Contract start date	01/08/2014
Contract end date	

17/18 Contracted general activity (UDA)	12,721
Carry forward general activity (UDA)	0
17/18 Contracted orthodontic activity (UOA)	0
Carry forward orthodontic activity (UOA)	0
Baseline contract value	£318,063.92

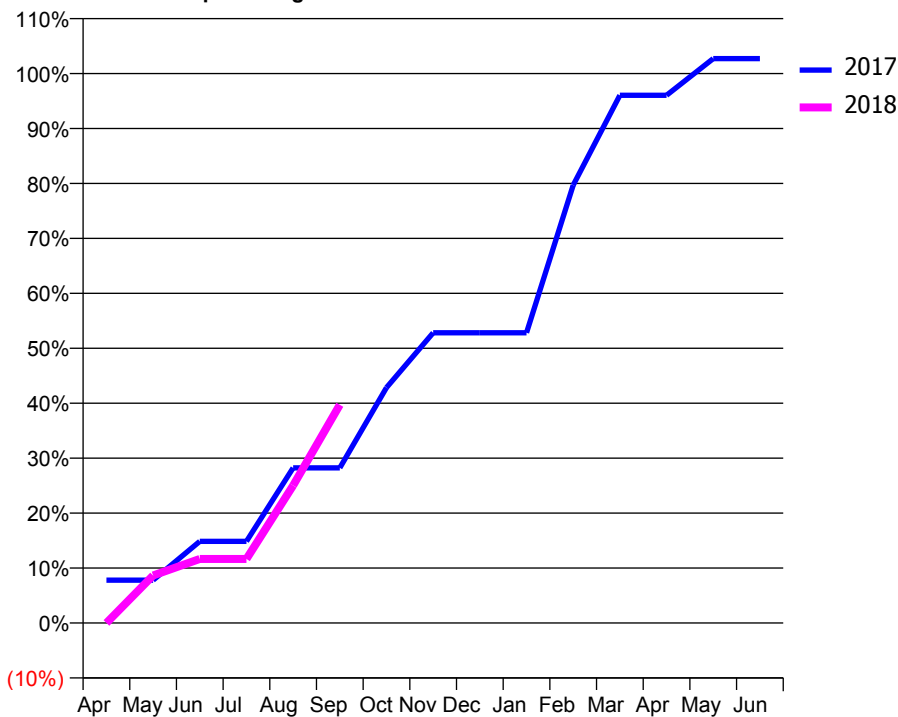
ACCESS*

Patients seen in 24 months	Total	Change since previous quarter
Quarter ending September 2016	3,702	
Quarter ending December 2016	3,686	→
Quarter ending March 2017	3,811	↑
Quarter ending June 2017	3,738	↓
Quarter ending September 2017	3,712	→
Variance since September 2016	0.3%	→



ACTIVITY

Cumulative percentage of contracted UDA delivered 2017 & 2018



Month	Adjusted Scheduled Activity (UDA)	
	2017	2018
April	991	0
May	991	1,101
June	1,891	1,484
July	1,891	1,484
August	3,592	3,184
September	3,592	5,052
October	5,449	
November	6,720	
December	6,720	
January	6,720	
February	10,137	
March	12,216	
April	12,216	
May	13,066	
June	13,066	

QUALITY

	Quantity	Base Number	Contract	AT	Region	England
% of FP17s for the same patient ID Re-attending within 3 months - Children	101	1,399	7.2%	12.3%	12.8%	11.9%
% of FP17s for the same patient ID Re-attending within 3 months - Adults	268	1,784	15.0%	16.9%	16.5%	15.9%
% of FP17s for the same patient ID Re-attending between 3 & 9 months - Children	946	1,399	67.6%	57.6%	59.7%	58.1%
% of FP17s for the same patient ID Re-attending between 3 & 9 months - Adults	1,080	1,784	60.5%	50.8%	53.0%	50.6%
% of FP17s for Band 1 Urgent Courses	255	2,703	9.4%	10.4%	9.2%	9.1%
% of FP17s Relating to Free Repair or Replacements	4	2,703	0.1%	0.9%	1.0%	0.8%
% of FP17s Relating to Continuations	14	2,703	0.5%	1.1%	1.2%	1.1%
% of Patients satisfied with the dentistry they have received	2	3	N/A	91.1%	91.6%	91.4%
% of Patients satisfied with the time they had to wait for an appointment	2	3	N/A	87.5%	88.1%	87.7%

* This is based on patients treated on this contract for their most recent course of treatment. Figures in italics indicate the base number of FP17s or Patient Questionnaire responses are less than 100. N/A is shown where the base number of responses is less than 10 during the period. % is calculated as Quantity/Base number*100

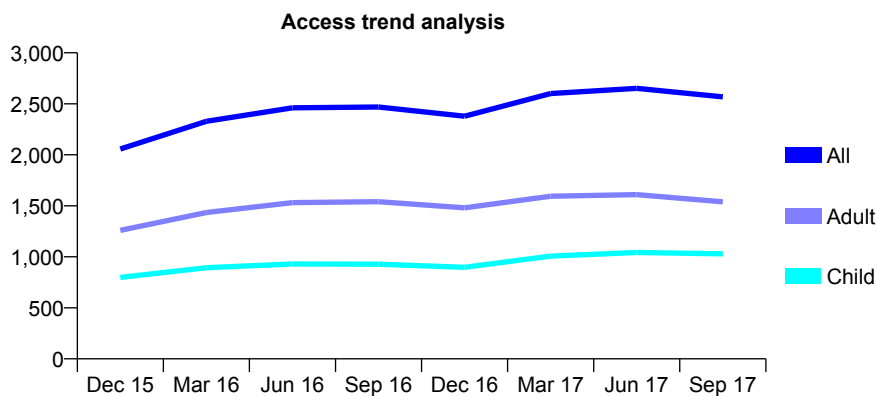
Q46 - Vital Signs At a Glance Contract Report for 152196/0004 - September 2017

Name or company name	Ahmad and Saleem Partners Ltd
Contract type name	GDS Contract
Purpose of contract	General
Contract start date	01/08/2014
Contract end date	

17/18 Contracted general activity (UDA)	12,000
Carry forward general activity (UDA)	327
17/18 Contracted orthodontic activity (UOA)	0
Carry forward orthodontic activity (UOA)	0
Baseline contract value	£419,850.52

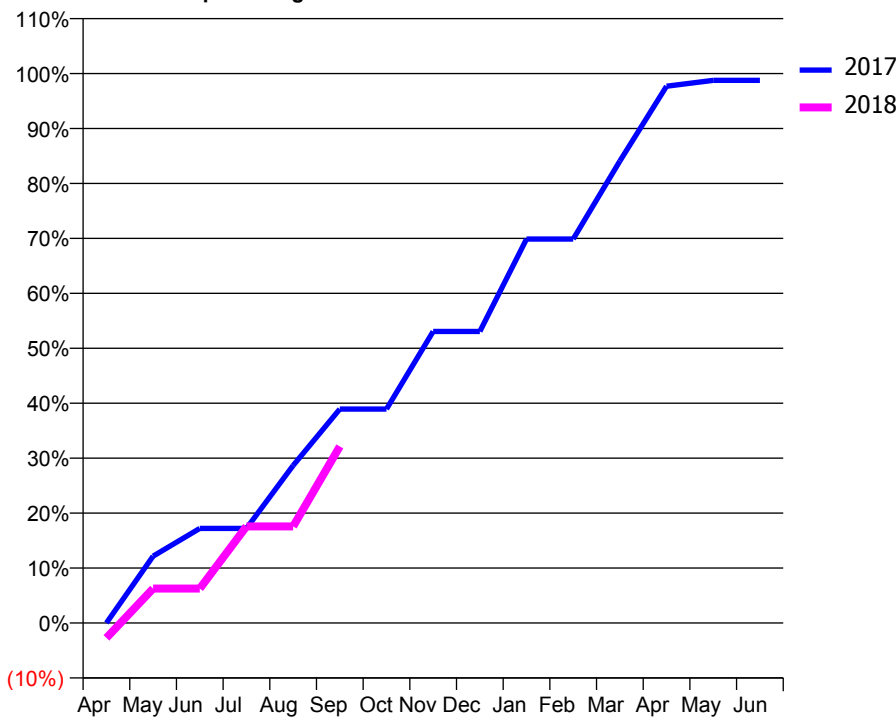
ACCESS*

Patients seen in 24 months	Total	Change since previous quarter
Quarter ending September 2016	2,468	
Quarter ending December 2016	2,378	↓
Quarter ending March 2017	2,601	↑
Quarter ending June 2017	2,652	→
Quarter ending September 2017	2,568	↓
Variance since September 2016	4.1%	↑



ACTIVITY

Cumulative percentage of contracted UDA delivered 2017 & 2018



Month	Adjusted Scheduled Activity (UDA)	
	2017	2018
April	0	-327
May	1,291	754
June	1,825	754
July	1,825	2,110
August	3,041	2,110
September	4,128	3,858
October	4,128	
November	5,625	
December	5,625	
January	7,408	
February	7,408	
March	8,914	
April	10,356	
May	10,471	
June	10,471	

QUALITY

	Quantity	Base Number	Contract	AT	Region	England
% of FP17s for the same patient ID Re-attending within 3 months - Children	103	1,004	10.3%	12.3%	12.8%	11.9%
% of FP17s for the same patient ID Re-attending within 3 months - Adults	221	1,323	16.7%	16.9%	16.5%	15.9%
% of FP17s for the same patient ID Re-attending between 3 & 9 months - Children	619	1,004	61.7%	57.6%	59.7%	58.1%
% of FP17s for the same patient ID Re-attending between 3 & 9 months - Adults	746	1,323	56.4%	50.8%	53.0%	50.6%
% of FP17s for Band 1 Urgent Courses	139	1,760	7.9%	10.4%	9.2%	9.1%
% of FP17s Relating to Free Repair or Replacements	1	1,760	0.1%	0.9%	1.0%	0.8%
% of FP17s Relating to Continuations	3	1,760	0.2%	1.1%	1.2%	1.1%
% of Patients satisfied with the dentistry they have received	4	4	N/A	91.1%	91.6%	91.4%
% of Patients satisfied with the time they had to wait for an appointment	4	4	N/A	87.5%	88.1%	87.7%

* This is based on patients treated on this contract for their most recent course of treatment. Figures in italics indicate the base number of FP17s or Patient Questionnaire responses are less than 100. N/A is shown where the base number of responses is less than 10 during the period. % is calculated as Quantity/Base number*100

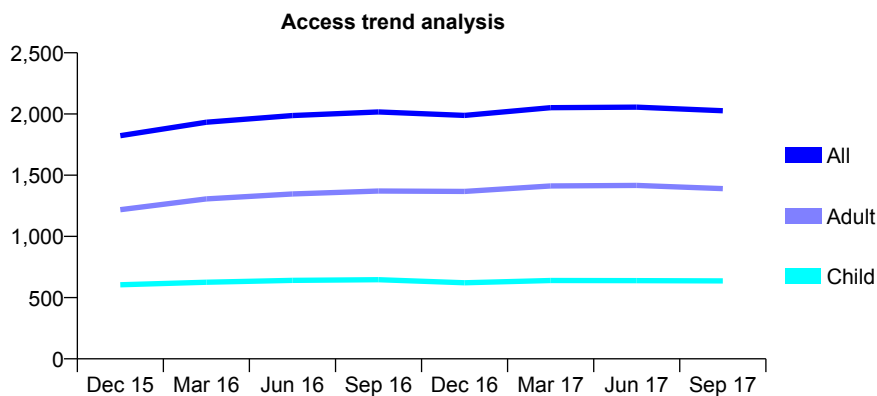
Q46 - Vital Signs At a Glance Contract Report for 152196/0005 - September 2017

Name or company name	Ahmad and Saleem Partners Ltd
Contract type name	GDS Contract
Purpose of contract	General
Contract start date	01/08/2014
Contract end date	

17/18 Contracted general activity (UDA)	6,000
Carry forward general activity (UDA)	0
17/18 Contracted orthodontic activity (UOA)	0
Carry forward orthodontic activity (UOA)	0
Baseline contract value	£211,394.75

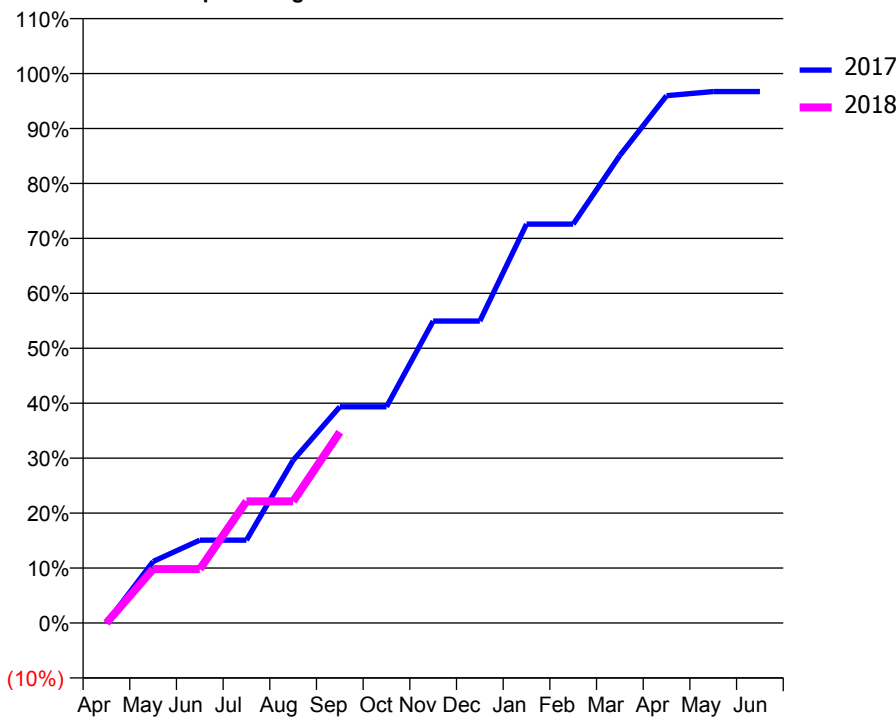
ACCESS*

Patients seen in 24 months	Total	Change since previous quarter
Quarter ending September 2016	2,017	
Quarter ending December 2016	1,989	↓
Quarter ending March 2017	2,052	↑
Quarter ending June 2017	2,056	→
Quarter ending September 2017	2,027	↓
Variance since September 2016	0.5%	→



ACTIVITY

Cumulative percentage of contracted UDA delivered 2017 & 2018



Month	Adjusted Scheduled Activity (UDA)	
	2017	2018
April	0	0
May	672	588
June	905	588
July	905	1,329
August	1,777	1,329
September	2,361	2,084
October	2,361	
November	3,297	
December	3,297	
January	4,355	
February	4,355	
March	5,105	
April	5,757	
May	5,804	
June	5,804	

QUALITY

	Quantity	Base Number	Contract	AT	Region	England
% of FP17s for the same patient ID Re-attending within 3 months - Children	45	565	8.0%	12.3%	12.8%	11.9%
% of FP17s for the same patient ID Re-attending within 3 months - Adults	143	1,125	12.7%	16.9%	16.5%	15.9%
% of FP17s for the same patient ID Re-attending between 3 & 9 months - Children	436	565	77.2%	57.6%	59.7%	58.1%
% of FP17s for the same patient ID Re-attending between 3 & 9 months - Adults	774	1,125	68.8%	50.8%	53.0%	50.6%
% of FP17s for Band 1 Urgent Courses	73	1,293	5.6%	10.4%	9.2%	9.1%
% of FP17s Relating to Free Repair or Replacements	2	1,293	0.2%	0.9%	1.0%	0.8%
% of FP17s Relating to Continuations	4	1,293	0.3%	1.1%	1.2%	1.1%
% of Patients satisfied with the dentistry they have received	0	0	N/A	91.1%	91.6%	91.4%
% of Patients satisfied with the time they had to wait for an appointment	0	0	N/A	87.5%	88.1%	87.7%

* This is based on patients treated on this contract for their most recent course of treatment. Figures in italics indicate the base number of FP17s or Patient Questionnaire responses are less than 100. N/A is shown where the base number of responses is less than 10 during the period. % is calculated as Quantity/Base number*100

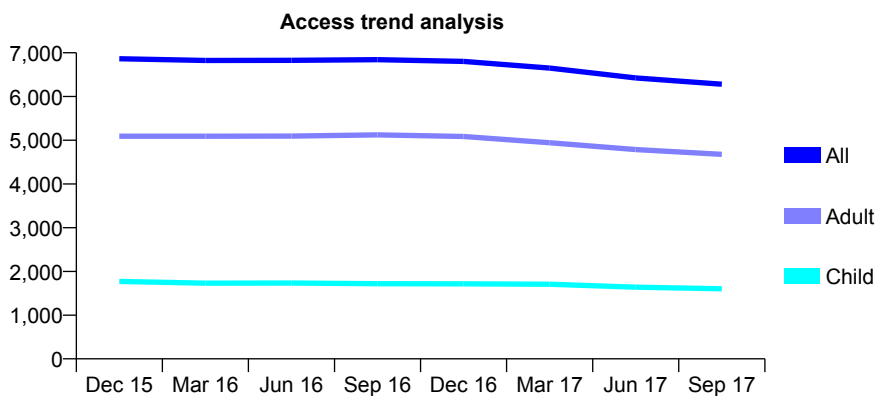
Q46 - Vital Signs At a Glance Contract Report for 153184/0001 - September 2017

Name or company name	IDH 449 Limited
Contract type name	GDS Contract
Purpose of contract	General
Contract start date	01/04/2008
Contract end date	

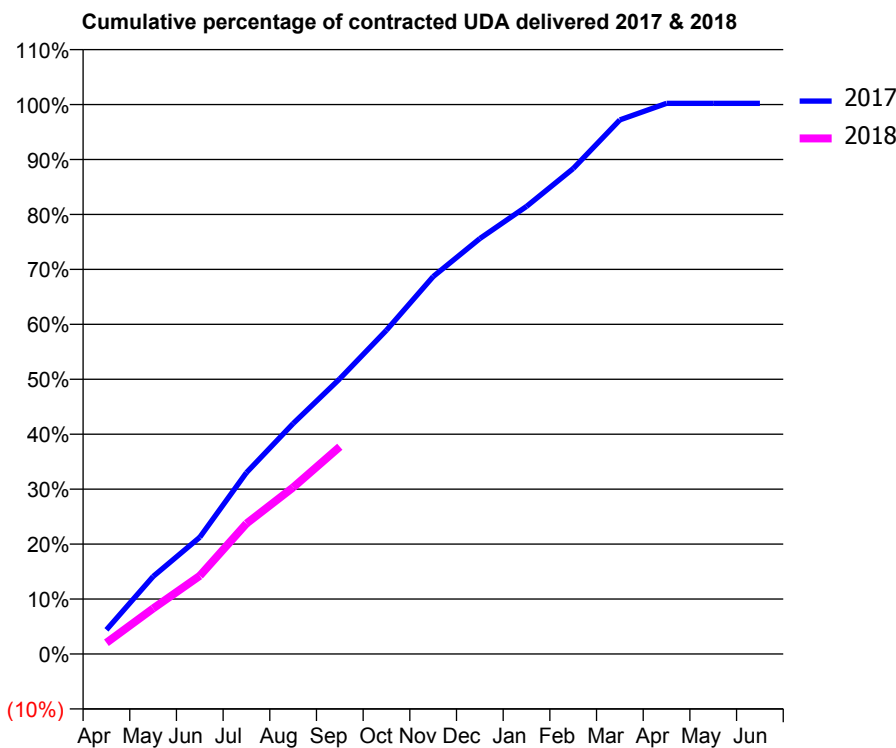
17/18 Contracted general activity (UDA)	18,429
Carry forward general activity (UDA)	0
17/18 Contracted orthodontic activity (UOA)	0
Carry forward orthodontic activity (UOA)	0
Baseline contract value	£600,878.86

ACCESS*

Patients seen in 24 months	Total	Change since previous quarter
Quarter ending September 2016	6,843	
Quarter ending December 2016	6,802	→
Quarter ending March 2017	6,651	↓
Quarter ending June 2017	6,425	↓
Quarter ending September 2017	6,281	↓
Variance since September 2016	(8.2%)	↓



ACTIVITY



Month	Adjusted Scheduled Activity (UDA)	
	2017	2018
April	812	377
May	2,599	1,528
June	3,917	2,625
July	6,083	4,377
August	7,732	5,587
September	9,234	6,953
October	10,859	
November	12,658	
December	13,935	
January	15,010	
February	16,281	
March	17,913	
April	18,466	
May	18,466	
June	18,466	

QUALITY

	Quantity	Base Number	Contract	AT	Region	England
% of FP17s for the same patient ID Re-attending within 3 months - Children	79	1,030	7.7%	12.3%	12.8%	11.9%
% of FP17s for the same patient ID Re-attending within 3 months - Adults	304	2,729	11.1%	16.9%	16.5%	15.9%
% of FP17s for the same patient ID Re-attending between 3 & 9 months - Children	493	1,030	47.9%	57.6%	59.7%	58.1%
% of FP17s for the same patient ID Re-attending between 3 & 9 months - Adults	1,367	2,729	50.1%	50.8%	53.0%	50.6%
% of FP17s for Band 1 Urgent Courses	220	3,513	6.3%	10.4%	9.2%	9.1%
% of FP17s Relating to Free Repair or Replacements	16	3,513	0.5%	0.9%	1.0%	0.8%
% of FP17s Relating to Continuations	53	3,513	1.5%	1.1%	1.2%	1.1%
% of Patients satisfied with the dentistry they have received	6	6	N/A	91.1%	91.6%	91.4%
% of Patients satisfied with the time they had to wait for an appointment	5	6	N/A	87.5%	88.1%	87.7%

* This is based on patients treated on this contract for their most recent course of treatment. Figures in italics indicate the base number of FP17s or Patient Questionnaire responses are less than 100. N/A is shown where the base number of responses is less than 10 during the period. % is calculated as Quantity/Base number*100

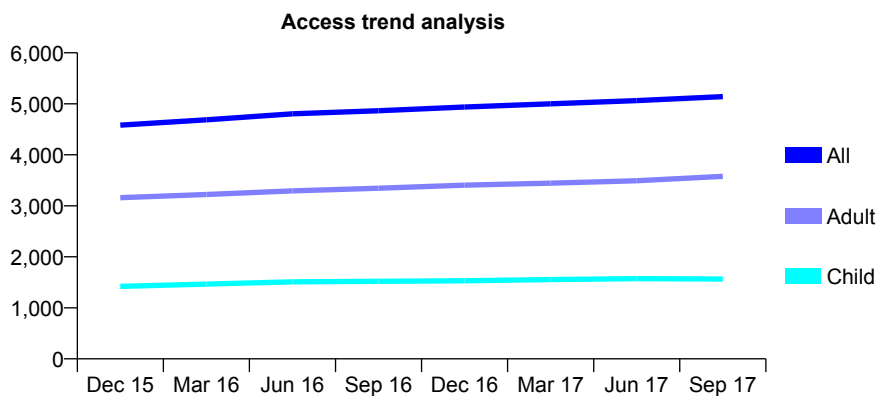
Q46 - Vital Signs At a Glance Contract Report for 153532/0001 - September 2017

Name or company name	Jakelara Ltd.
Contract type name	GDS Contract
Purpose of contract	General
Contract start date	01/05/2007
Contract end date	

17/18 Contracted general activity (UDA)	18,000
Carry forward general activity (UDA)	0
17/18 Contracted orthodontic activity (UOA)	0
Carry forward orthodontic activity (UOA)	0
Baseline contract value	£553,757.19

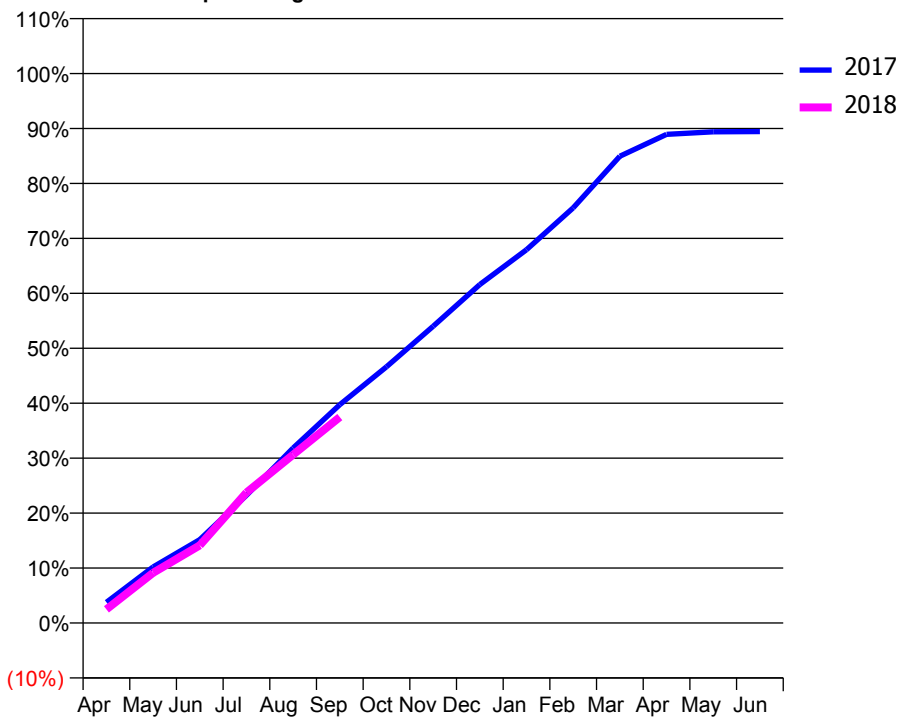
ACCESS*

Patients seen in 24 months	Total	Change since previous quarter
Quarter ending September 2016	4,863	
Quarter ending December 2016	4,938	→
Quarter ending March 2017	4,999	→
Quarter ending June 2017	5,064	→
Quarter ending September 2017	5,141	→
Variance since September 2016	5.7%	↑



ACTIVITY

Cumulative percentage of contracted UDA delivered 2017 & 2018



Month	Adjusted Scheduled Activity (UDA)	
	2017	2018
April	677	449
May	1,836	1,645
June	2,731	2,544
July	4,183	4,276
August	5,731	5,514
September	7,154	6,746
October	8,394	
November	9,720	
December	11,088	
January	12,230	
February	13,601	
March	15,291	
April	16,006	
May	16,090	
June	16,097	

QUALITY

	Quantity	Base Number	Contract	AT	Region	England
% of FP17s for the same patient ID Re-attending within 3 months - Children	94	905	10.4%	12.3%	12.8%	11.9%
% of FP17s for the same patient ID Re-attending within 3 months - Adults	560	2,403	23.3%	16.9%	16.5%	15.9%
% of FP17s for the same patient ID Re-attending between 3 & 9 months - Children	466	905	51.5%	57.6%	59.7%	58.1%
% of FP17s for the same patient ID Re-attending between 3 & 9 months - Adults	1,104	2,403	45.9%	50.8%	53.0%	50.6%
% of FP17s for Band 1 Urgent Courses	463	3,025	15.3%	10.4%	9.2%	9.1%
% of FP17s Relating to Free Repair or Replacements	38	3,025	1.3%	0.9%	1.0%	0.8%
% of FP17s Relating to Continuations	102	3,025	3.4%	1.1%	1.2%	1.1%
% of Patients satisfied with the dentistry they have received	3	3	N/A	91.1%	91.6%	91.4%
% of Patients satisfied with the time they had to wait for an appointment	3	3	N/A	87.5%	88.1%	87.7%

* This is based on patients treated on this contract for their most recent course of treatment. Figures in italics indicate the base number of FP17s or Patient Questionnaire responses are less than 100. N/A is shown where the base number of responses is less than 10 during the period. % is calculated as Quantity/Base number*100

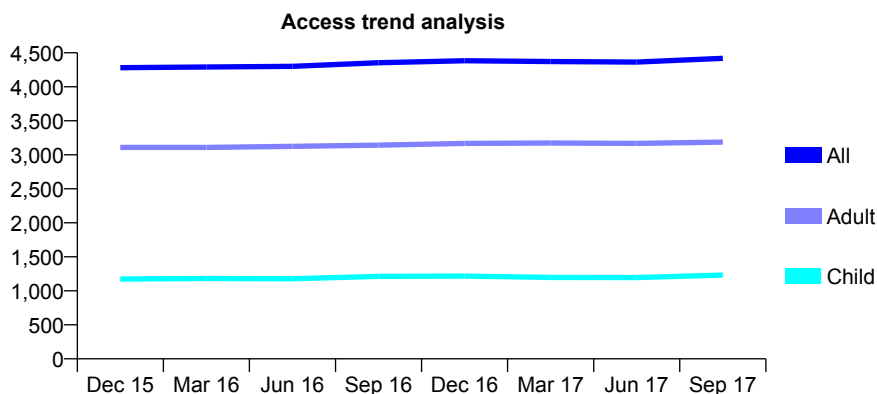
Q46 - Vital Signs At a Glance Contract Report for 153850/0001 - September 2017

Name or company name	Winton Dental Practice
Contract type name	GDS Contract
Purpose of contract	General
Contract start date	21/05/2010
Contract end date	

17/18 Contracted general activity (UDA)	16,701
Carry forward general activity (UDA)	0
17/18 Contracted orthodontic activity (UOA)	0
Carry forward orthodontic activity (UOA)	0
Baseline contract value	£419,237.60

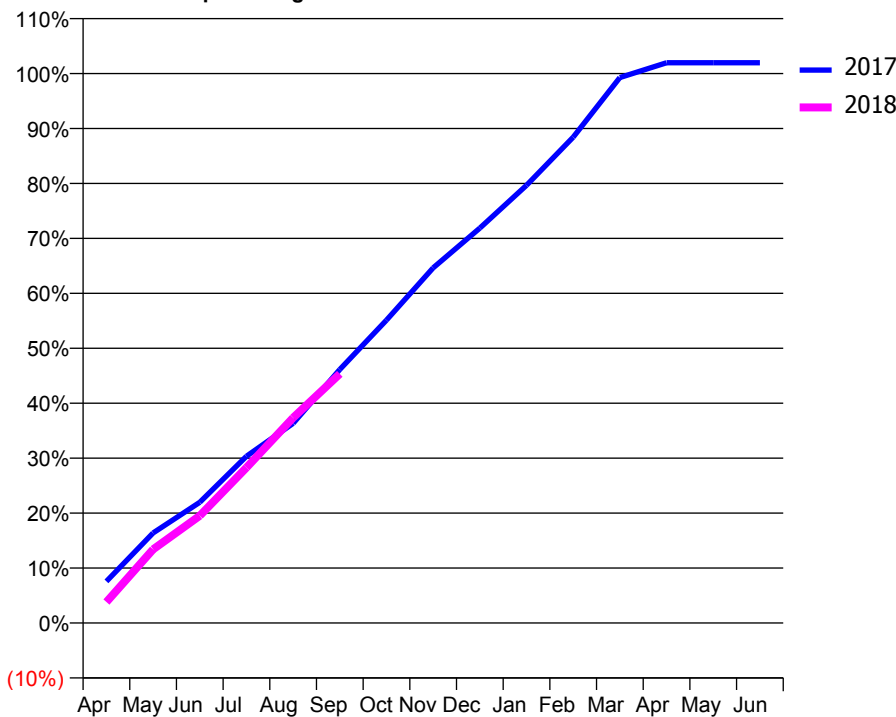
ACCESS*

Patients seen in 24 months	Total	Change since previous quarter
Quarter ending September 2016	4,354	
Quarter ending December 2016	4,383	→
Quarter ending March 2017	4,371	→
Quarter ending June 2017	4,363	→
Quarter ending September 2017	4,419	→
Variance since September 2016	1.5%	→



ACTIVITY

Cumulative percentage of contracted UDA delivered 2017 & 2018



Month	Adjusted Scheduled Activity (UDA)	
	2017	2018
April	1,265	638
May	2,737	2,238
June	3,668	3,261
July	5,069	4,723
August	6,071	6,238
September	7,705	7,572
October	9,204	
November	10,793	
December	12,001	
January	13,301	
February	14,765	
March	16,578	
April	17,029	
May	17,028	
June	17,027	

QUALITY

	Quantity	Base Number	Contract	AT	Region	England
% of FP17s for the same patient ID Re-attending within 3 months - Children	109	969	11.2%	12.3%	12.8%	11.9%
% of FP17s for the same patient ID Re-attending within 3 months - Adults	458	2,456	18.6%	16.9%	16.5%	15.9%
% of FP17s for the same patient ID Re-attending between 3 & 9 months - Children	584	969	60.3%	57.6%	59.7%	58.1%
% of FP17s for the same patient ID Re-attending between 3 & 9 months - Adults	1,380	2,456	56.2%	50.8%	53.0%	50.6%
% of FP17s for Band 1 Urgent Courses	440	3,209	13.7%	10.4%	9.2%	9.1%
% of FP17s Relating to Free Repair or Replacements	63	3,209	2.0%	0.9%	1.0%	0.8%
% of FP17s Relating to Continuations	27	3,209	0.8%	1.1%	1.2%	1.1%
% of Patients satisfied with the dentistry they have received	5	5	N/A	91.1%	91.6%	91.4%
% of Patients satisfied with the time they had to wait for an appointment	4	5	N/A	87.5%	88.1%	87.7%

* This is based on patients treated on this contract for their most recent course of treatment. Figures in italics indicate the base number of FP17s or Patient Questionnaire responses are less than 100. N/A is shown where the base number of responses is less than 10 during the period. % is calculated as Quantity/Base number*100

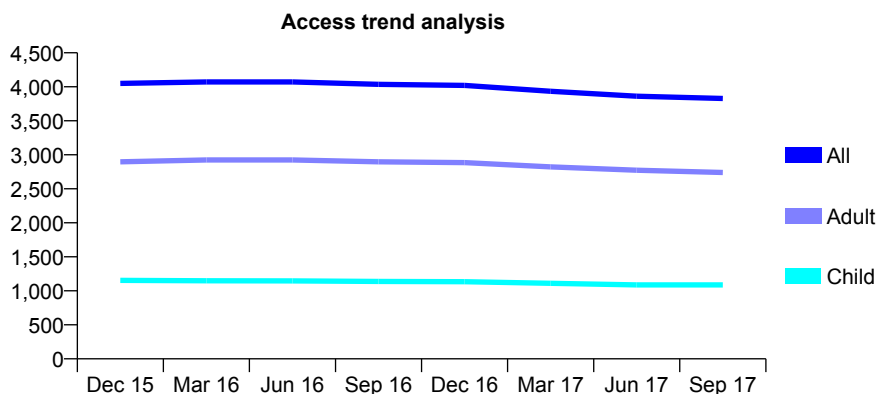
Q46 - Vital Signs At a Glance Contract Report for 153869/0001 - September 2017

Name or company name	High Street Dental Practice Partnership
Contract type name	GDS Contract
Purpose of contract	General
Contract start date	01/01/2014
Contract end date	

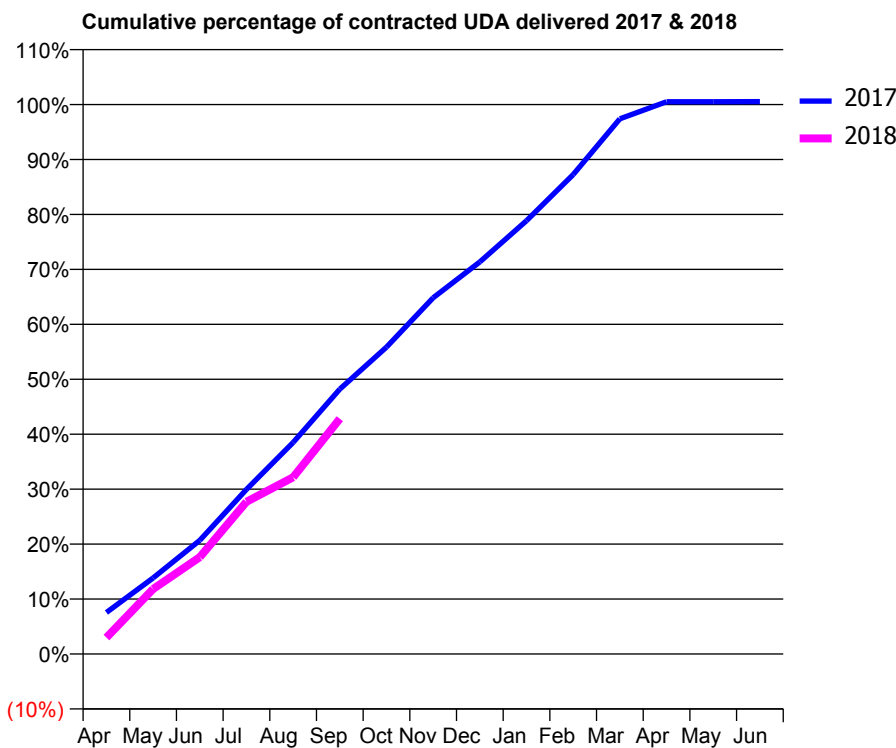
17/18 Contracted general activity (UDA)	13,000
Carry forward general activity (UDA)	0
17/18 Contracted orthodontic activity (UOA)	0
Carry forward orthodontic activity (UOA)	0
Baseline contract value	£353,273.27

ACCESS*

Patients seen in 24 months	Total	Change since previous quarter
Quarter ending September 2016	4,036	
Quarter ending December 2016	4,020	→
Quarter ending March 2017	3,934	↓
Quarter ending June 2017	3,861	↓
Quarter ending September 2017	3,829	→
Variance since September 2016	(5.1%)	↓



ACTIVITY



Month	Adjusted Scheduled Activity (UDA)	
	2017	2018
April	981	389
May	1,801	1,539
June	2,690	2,292
July	3,894	3,600
August	5,005	4,180
September	6,266	5,565
October	7,261	
November	8,428	
December	9,276	
January	10,250	
February	11,341	
March	12,662	
April	13,064	
May	13,066	
June	13,069	

QUALITY

	Quantity	Base Number	Contract	AT	Region	England
% of FP17s for the same patient ID Re-attending within 3 months - Children	55	854	6.4%	12.3%	12.8%	11.9%
% of FP17s for the same patient ID Re-attending within 3 months - Adults	313	1,971	15.9%	16.9%	16.5%	15.9%
% of FP17s for the same patient ID Re-attending between 3 & 9 months - Children	592	854	69.3%	57.6%	59.7%	58.1%
% of FP17s for the same patient ID Re-attending between 3 & 9 months - Adults	1,240	1,971	62.9%	50.8%	53.0%	50.6%
% of FP17s for Band 1 Urgent Courses	146	2,619	5.6%	10.4%	9.2%	9.1%
% of FP17s Relating to Free Repair or Replacements	22	2,619	0.8%	0.9%	1.0%	0.8%
% of FP17s Relating to Continuations	74	2,619	2.8%	1.1%	1.2%	1.1%
% of Patients satisfied with the dentistry they have received	2	2	N/A	91.1%	91.6%	91.4%
% of Patients satisfied with the time they had to wait for an appointment	1	2	N/A	87.5%	88.1%	87.7%

* This is based on patients treated on this contract for their most recent course of treatment. Figures in italics indicate the base number of FP17s or Patient Questionnaire responses are less than 100. N/A is shown where the base number of responses is less than 10 during the period. % is calculated as Quantity/Base number*100

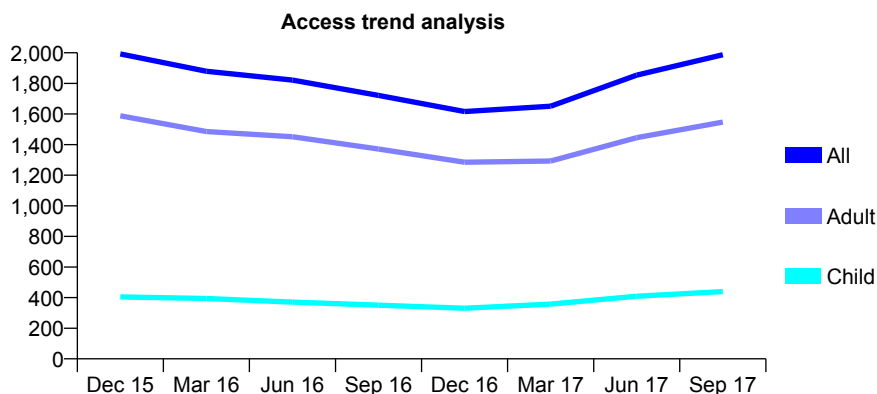
Q46 - Vital Signs At a Glance Contract Report for 153877/0001 - September 2017

Name or company name	The Glyn House Dental Partnership
Contract type name	GDS Contract
Purpose of contract	General
Contract start date	01/12/2013
Contract end date	

17/18 Contracted general activity (UDA)	6,444
Carry forward general activity (UDA)	0
17/18 Contracted orthodontic activity (UOA)	0
Carry forward orthodontic activity (UOA)	0
Baseline contract value	£210,637.18

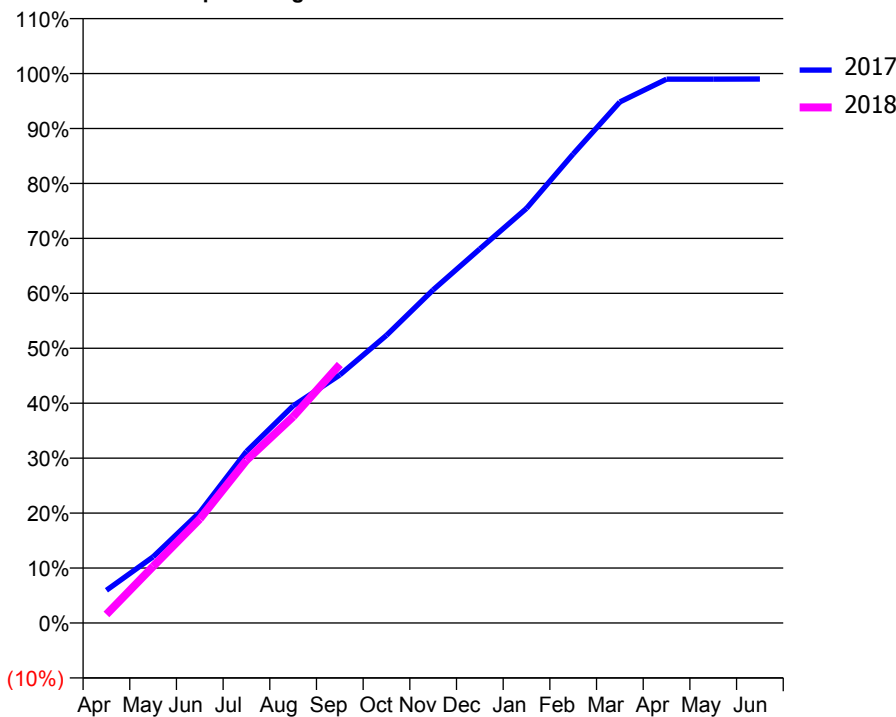
ACCESS*

Patients seen in 24 months	Total	Change since previous quarter
Quarter ending September 2016	1,722	
Quarter ending December 2016	1,616	↓
Quarter ending March 2017	1,651	↑
Quarter ending June 2017	1,854	↑
Quarter ending September 2017	1,987	↑
Variance since September 2016	15.4%	↑



ACTIVITY

Cumulative percentage of contracted UDA delivered 2017 & 2018



Month	Adjusted Scheduled Activity (UDA)	
	2017	2018
April	384	101
May	777	664
June	1,299	1,221
July	2,012	1,909
August	2,547	2,420
September	2,909	3,031
October	3,374	
November	3,907	
December	4,388	
January	4,863	
February	5,500	
March	6,111	
April	6,378	
May	6,378	
June	6,379	

QUALITY

	Quantity	Base Number	Contract	AT	Region	England
% of FP17s for the same patient ID Re-attending within 3 months - Children	22	352	6.3%	12.3%	12.8%	11.9%
% of FP17s for the same patient ID Re-attending within 3 months - Adults	176	1,370	12.8%	16.9%	16.5%	15.9%
% of FP17s for the same patient ID Re-attending between 3 & 9 months - Children	71	352	20.2%	57.6%	59.7%	58.1%
% of FP17s for the same patient ID Re-attending between 3 & 9 months - Adults	294	1,370	21.5%	50.8%	53.0%	50.6%
% of FP17s for Band 1 Urgent Courses	235	1,587	14.8%	10.4%	9.2%	9.1%
% of FP17s Relating to Free Repair or Replacements	10	1,587	0.6%	0.9%	1.0%	0.8%
% of FP17s Relating to Continuations	0	1,587	0.0%	1.1%	1.2%	1.1%
% of Patients satisfied with the dentistry they have received	4	4	N/A	91.1%	91.6%	91.4%
% of Patients satisfied with the time they had to wait for an appointment	4	4	N/A	87.5%	88.1%	87.7%

* This is based on patients treated on this contract for their most recent course of treatment. Figures in italics indicate the base number of FP17s or Patient Questionnaire responses are less than 100. N/A is shown where the base number of responses is less than 10 during the period. % is calculated as Quantity/Base number*100

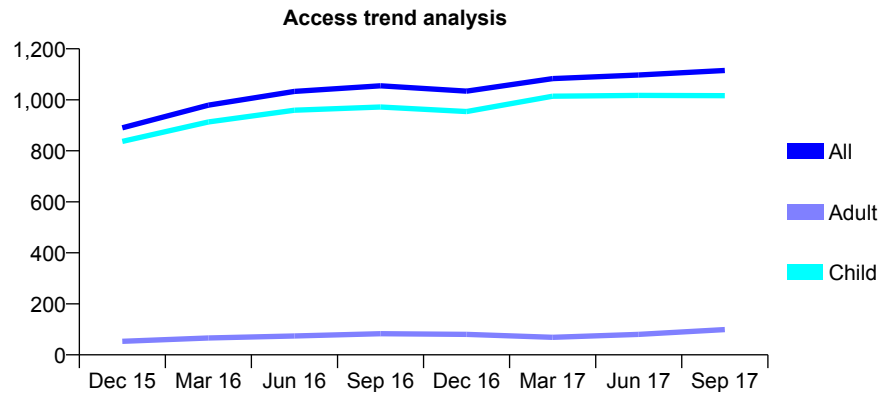
Q46 - Vital Signs At a Glance Contract Report for 154075/0001 - September 2017

Name or company name	Bloor & Mathieson
Contract type name	GDS Contract
Purpose of contract	General
Contract start date	01/11/2014
Contract end date	

17/18 Contracted general activity (UDA)	2,514
Carry forward general activity (UDA)	0
17/18 Contracted orthodontic activity (UOA)	0
Carry forward orthodontic activity (UOA)	0
Baseline contract value	£54,483.33

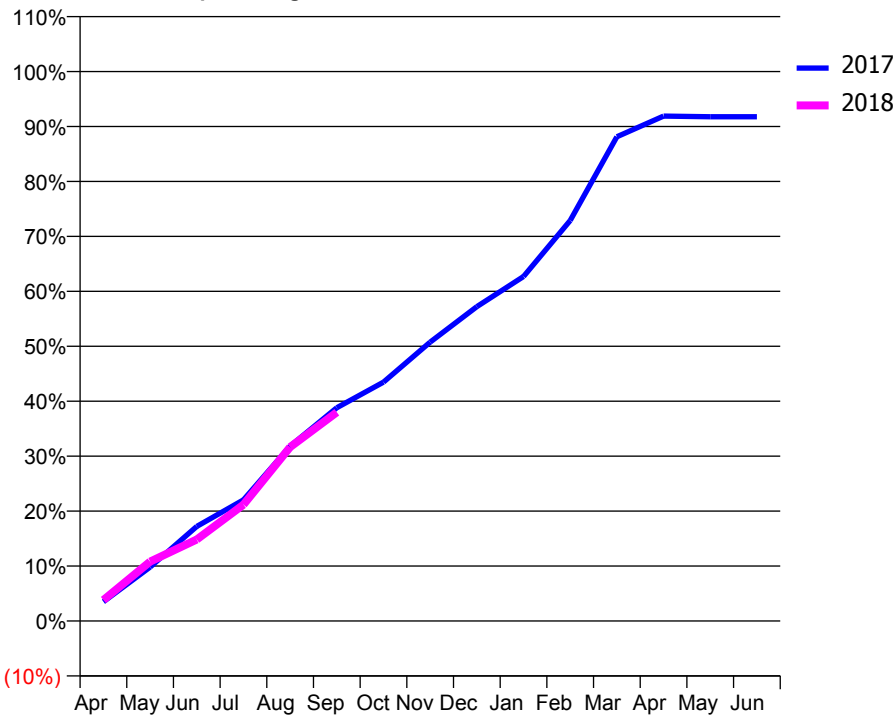
ACCESS*

Patients seen in 24 months	Total	Change since previous quarter
Quarter ending September 2016	1,055	
Quarter ending December 2016	1,034	↓
Quarter ending March 2017	1,083	↑
Quarter ending June 2017	1,097	→
Quarter ending September 2017	1,115	→
Variance since September 2016	5.7%	↑



ACTIVITY

Cumulative percentage of contracted UDA delivered 2017 & 2018



Month	Adjusted Scheduled Activity (UDA)	
	2017	2018
April	88	96
May	247	272
June	433	373
July	554	532
August	800	796
September	976	955
October	1,093	
November	1,276	
December	1,438	
January	1,576	
February	1,832	
March	2,215	
April	2,310	
May	2,307	
June	2,307	

QUALITY

	Quantity	Base Number	Contract	AT	Region	England
% of FP17s for the same patient ID Re-attending within 3 months - Children	56	720	7.8%	12.3%	12.8%	11.9%
% of FP17s for the same patient ID Re-attending within 3 months - Adults	0	0	N/A	16.9%	16.5%	15.9%
% of FP17s for the same patient ID Re-attending between 3 & 9 months - Children	439	720	61.0%	57.6%	59.7%	58.1%
% of FP17s for the same patient ID Re-attending between 3 & 9 months - Adults	0	0	N/A	50.8%	53.0%	50.6%
% of FP17s for Band 1 Urgent Courses	0	669	0.0%	10.4%	9.2%	9.1%
% of FP17s Relating to Free Repair or Replacements	0	669	0.0%	0.9%	1.0%	0.8%
% of FP17s Relating to Continuations	0	669	0.0%	1.1%	1.2%	1.1%
% of Patients satisfied with the dentistry they have received	1	1	N/A	91.1%	91.6%	91.4%
% of Patients satisfied with the time they had to wait for an appointment	1	1	N/A	87.5%	88.1%	87.7%

* This is based on patients treated on this contract for their most recent course of treatment. Figures in italics indicate the base number of FP17s or Patient Questionnaire responses are less than 100. N/A is shown where the base number of responses is less than 10 during the period. % is calculated as Quantity/Base number*100

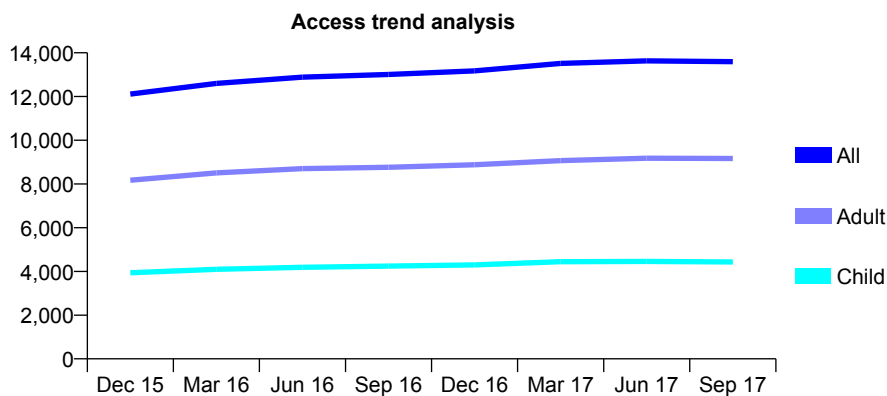
Q46 - Vital Signs At a Glance Contract Report for 154210/0002 - September 2017

Name or company name	Roch Valley Dental
Contract type name	GDS Contract
Purpose of contract	General
Contract start date	01/12/2009
Contract end date	

17/18 Contracted general activity (UDA)	31,085
Carry forward general activity (UDA)	0
17/18 Contracted orthodontic activity (UOA)	0
Carry forward orthodontic activity (UOA)	0
Baseline contract value	£777,200.66

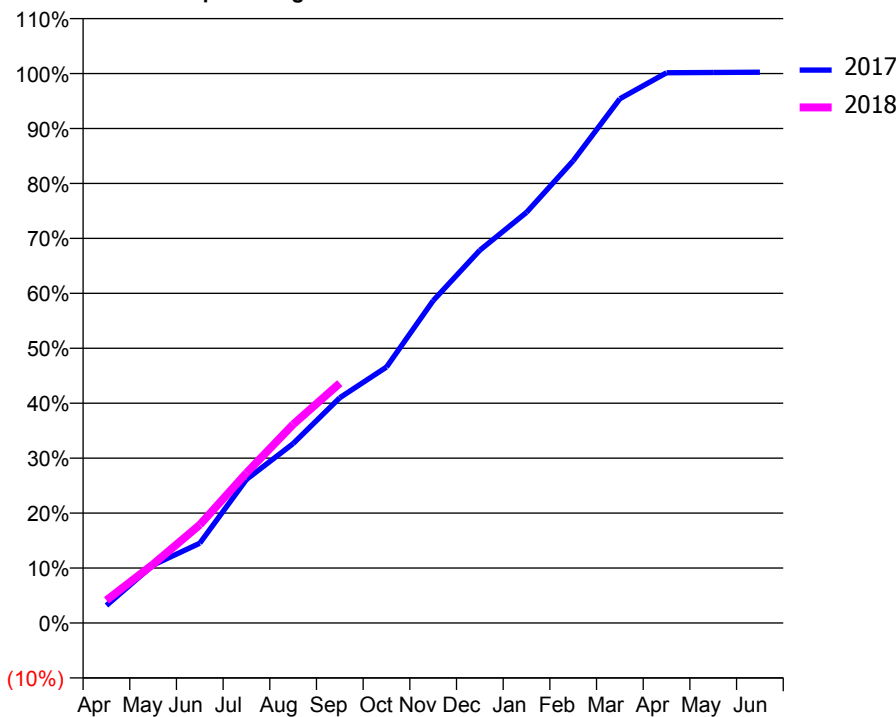
ACCESS*

Patients seen in 24 months	Total	Change since previous quarter
Quarter ending September 2016	13,007	
Quarter ending December 2016	13,176	→
Quarter ending March 2017	13,513	↑
Quarter ending June 2017	13,630	→
Quarter ending September 2017	13,595	→
Variance since September 2016	4.5%	↑



ACTIVITY

Cumulative percentage of contracted UDA delivered 2017 & 2018



Month	Adjusted Scheduled Activity (UDA)	
	2017	2018
April	989	1,286
May	3,280	3,322
June	4,518	5,559
July	8,119	8,493
August	10,151	11,238
September	12,746	13,565
October	14,478	
November	18,239	
December	21,084	
January	23,228	
February	26,148	
March	29,655	
April	31,129	
May	31,146	
June	31,158	

QUALITY

	Quantity	Base Number	Contract	AT	Region	England
% of FP17s for the same patient ID Re-attending within 3 months - Children	755	3,797	19.9%	12.3%	12.8%	11.9%
% of FP17s for the same patient ID Re-attending within 3 months - Adults	1,010	5,305	19.0%	16.9%	16.5%	15.9%
% of FP17s for the same patient ID Re-attending between 3 & 9 months - Children	1,991	3,797	52.4%	57.6%	59.7%	58.1%
% of FP17s for the same patient ID Re-attending between 3 & 9 months - Adults	2,070	5,305	39.0%	50.8%	53.0%	50.6%
% of FP17s for Band 1 Urgent Courses	728	7,340	9.9%	10.4%	9.2%	9.1%
% of FP17s Relating to Free Repair or Replacements	90	7,340	1.2%	0.9%	1.0%	0.8%
% of FP17s Relating to Continuations	23	7,340	0.3%	1.1%	1.2%	1.1%
% of Patients satisfied with the dentistry they have received	6	8	N/A	91.1%	91.6%	91.4%
% of Patients satisfied with the time they had to wait for an appointment	6	8	N/A	87.5%	88.1%	87.7%

* This is based on patients treated on this contract for their most recent course of treatment. Figures in italics indicate the base number of FP17s or Patient Questionnaire responses are less than 100. N/A is shown where the base number of responses is less than 10 during the period. % is calculated as Quantity/Base number*100

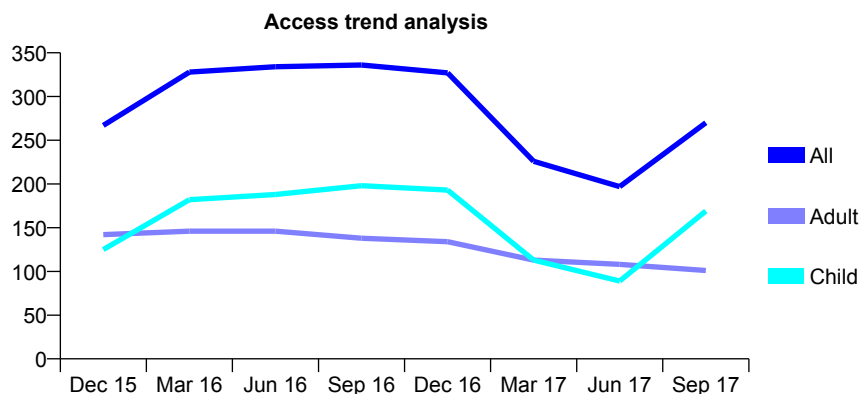
Q46 - Vital Signs At a Glance Contract Report for 154849/0001 - September 2017

Name or company name	Mr Ravat and Mr Ray
Contract type name	GDS Contract
Purpose of contract	General
Contract start date	01/12/2013
Contract end date	

17/18 Contracted general activity (UDA)	1,084
Carry forward general activity (UDA)	0
17/18 Contracted orthodontic activity (UOA)	0
Carry forward orthodontic activity (UOA)	0
Baseline contract value	£26,492.52

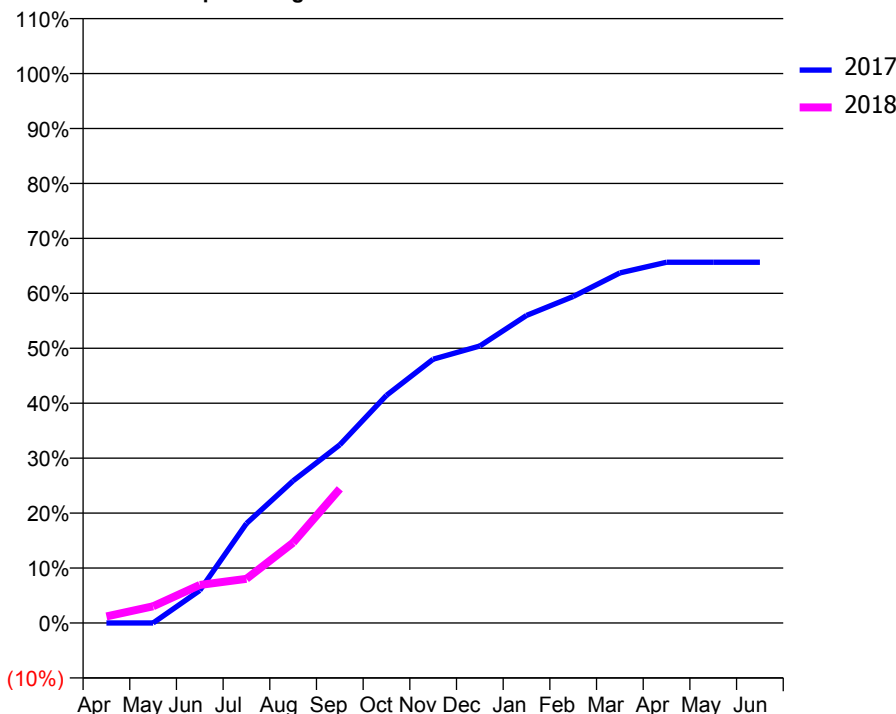
ACCESS*

Patients seen in 24 months	Total	Change since previous quarter
Quarter ending September 2016	336	
Quarter ending December 2016	327	↓
Quarter ending March 2017	226	↓
Quarter ending June 2017	197	↓
Quarter ending September 2017	270	↑
Variance since September 2016	(19.6%)	↓



ACTIVITY

Cumulative percentage of contracted UDA delivered 2017 & 2018



Month	Adjusted Scheduled Activity (UDA)	
	2017	2018
April	0	13
May	0	33
June	64	75
July	196	87
August	281	158
September	352	265
October	449	
November	520	
December	547	
January	607	
February	644	
March	691	
April	712	
May	712	
June	712	

QUALITY

	Quantity	Base Number	Contract	AT	Region	England
% of FP17s for the same patient ID Re-attending within 3 months - Children	0	98	0.0%	12.3%	12.8%	11.9%
% of FP17s for the same patient ID Re-attending within 3 months - Adults	11	63	17.5%	16.9%	16.5%	15.9%
% of FP17s for the same patient ID Re-attending between 3 & 9 months - Children	8	98	8.2%	57.6%	59.7%	58.1%
% of FP17s for the same patient ID Re-attending between 3 & 9 months - Adults	30	63	47.6%	50.8%	53.0%	50.6%
% of FP17s for Band 1 Urgent Courses	4	149	2.7%	10.4%	9.2%	9.1%
% of FP17s Relating to Free Repair or Replacements	3	149	2.0%	0.9%	1.0%	0.8%
% of FP17s Relating to Continuations	0	149	0.0%	1.1%	1.2%	1.1%
% of Patients satisfied with the dentistry they have received	0	0	N/A	91.1%	91.6%	91.4%
% of Patients satisfied with the time they had to wait for an appointment	0	0	N/A	87.5%	88.1%	87.7%

* This is based on patients treated on this contract for their most recent course of treatment. Figures in italics indicate the base number of FP17s or Patient Questionnaire responses are less than 100. N/A is shown where the base number of responses is less than 10 during the period. % is calculated as Quantity/Base number*100

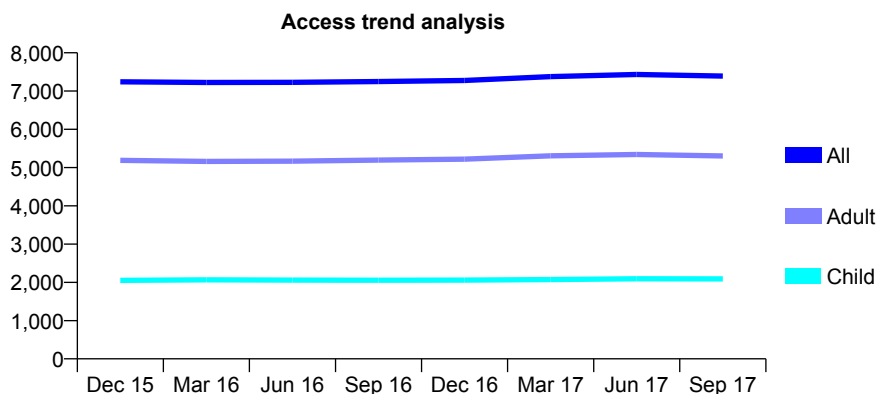
Q46 - Vital Signs At a Glance Contract Report for 155160/0001 - September 2017

Name or company name	DCO Dental
Contract type name	GDS Contract
Purpose of contract	General
Contract start date	01/01/2009
Contract end date	

17/18 Contracted general activity (UDA)	20,000
Carry forward general activity (UDA)	0
17/18 Contracted orthodontic activity (UOA)	0
Carry forward orthodontic activity (UOA)	0
Baseline contract value	£494,519.04

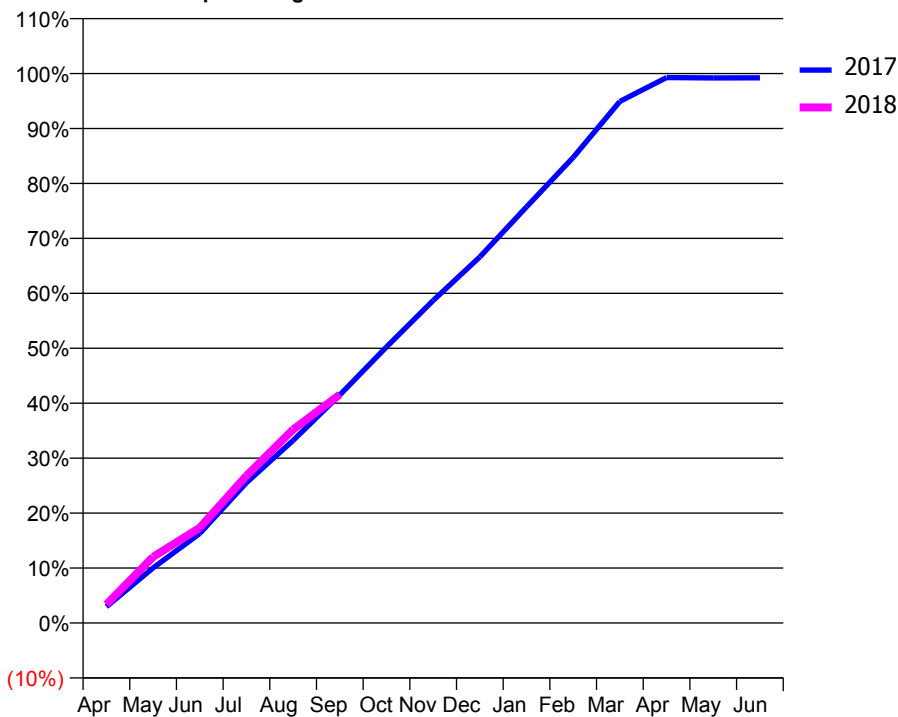
ACCESS*

Patients seen in 24 months	Total	Change since previous quarter
Quarter ending September 2016	7,249	
Quarter ending December 2016	7,277	→
Quarter ending March 2017	7,377	→
Quarter ending June 2017	7,433	→
Quarter ending September 2017	7,393	→
Variance since September 2016	2.0%	→



ACTIVITY

Cumulative percentage of contracted UDA delivered 2017 & 2018



Month	Adjusted Scheduled Activity (UDA)	
	2017	2018
April	594	676
May	2,008	2,410
June	3,261	3,470
July	5,110	5,362
August	6,648	7,045
September	8,300	8,316
October	10,047	
November	11,739	
December	13,327	
January	15,146	
February	16,944	
March	18,983	
April	19,850	
May	19,839	
June	19,841	

QUALITY

	Quantity	Base Number	Contract	AT	Region	England
% of FP17s for the same patient ID Re-attending within 3 months - Children	96	1,490	6.4%	12.3%	12.8%	11.9%
% of FP17s for the same patient ID Re-attending within 3 months - Adults	424	3,173	13.4%	16.9%	16.5%	15.9%
% of FP17s for the same patient ID Re-attending between 3 & 9 months - Children	953	1,490	64.0%	57.6%	59.7%	58.1%
% of FP17s for the same patient ID Re-attending between 3 & 9 months - Adults	1,592	3,173	50.2%	50.8%	53.0%	50.6%
% of FP17s for Band 1 Urgent Courses	318	3,889	8.2%	10.4%	9.2%	9.1%
% of FP17s Relating to Free Repair or Replacements	19	3,889	0.5%	0.9%	1.0%	0.8%
% of FP17s Relating to Continuations	19	3,889	0.5%	1.1%	1.2%	1.1%
% of Patients satisfied with the dentistry they have received	8	8	N/A	91.1%	91.6%	91.4%
% of Patients satisfied with the time they had to wait for an appointment	8	8	N/A	87.5%	88.1%	87.7%

* This is based on patients treated on this contract for their most recent course of treatment. Figures in italics indicate the base number of FP17s or Patient Questionnaire responses are less than 100. N/A is shown where the base number of responses is less than 10 during the period. % is calculated as Quantity/Base number*100

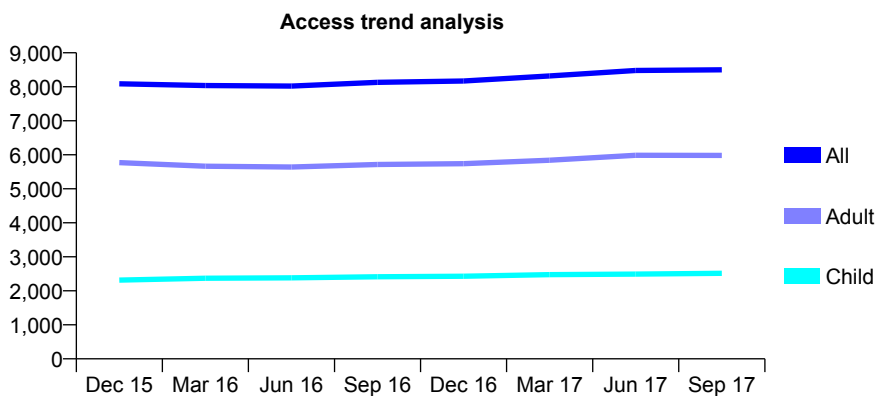
Q46 - Vital Signs At a Glance Contract Report for 155160/0002 - September 2017

Name or company name	DCO Dental
Contract type name	GDS Contract
Purpose of contract	General
Contract start date	01/08/2009
Contract end date	

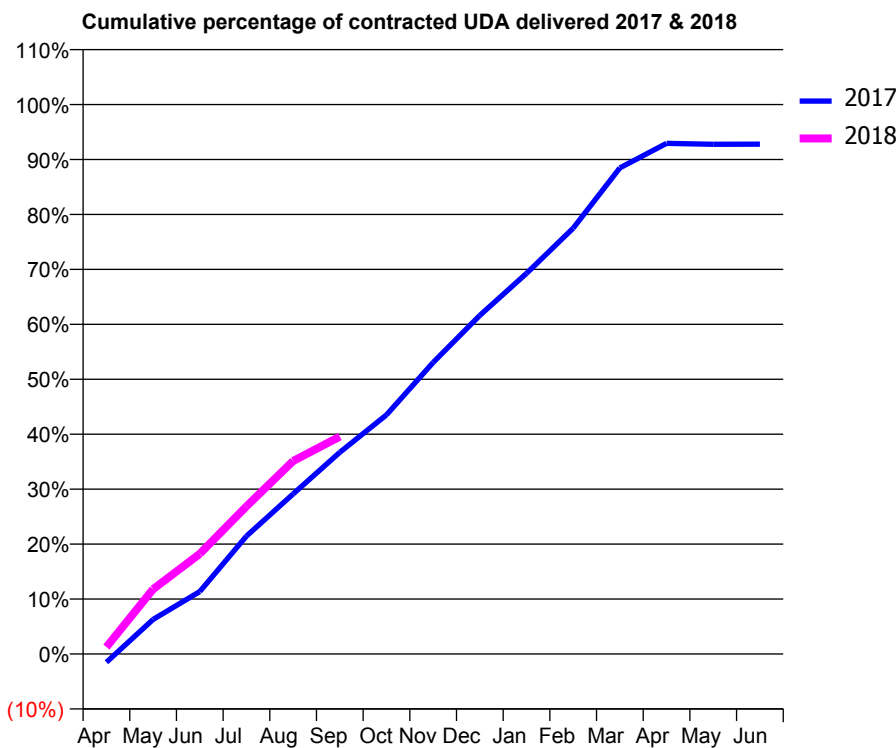
17/18 Contracted general activity (UDA)	23,150
Carry forward general activity (UDA)	0
17/18 Contracted orthodontic activity (UOA)	0
Carry forward orthodontic activity (UOA)	0
Baseline contract value	£572,405.79

ACCESS*

Patients seen in 24 months	Total	Change since previous quarter
Quarter ending September 2016	8,130	
Quarter ending December 2016	8,170	→
Quarter ending March 2017	8,319	→
Quarter ending June 2017	8,481	→
Quarter ending September 2017	8,499	→
Variance since September 2016	4.5%	↑



ACTIVITY



Month	Adjusted Scheduled Activity (UDA)	
	2017	2018
April	-353	294
May	1,458	2,730
June	2,631	4,223
July	4,968	6,223
August	6,742	8,130
September	8,495	9,157
October	10,076	
November	12,284	
December	14,267	
January	16,033	
February	17,940	
March	20,478	
April	21,516	
May	21,477	
June	21,482	

QUALITY

	Quantity	Base Number	Contract	AT	Region	England
% of FP17s for the same patient ID Re-attending within 3 months - Children	148	1,914	7.7%	12.3%	12.8%	11.9%
% of FP17s for the same patient ID Re-attending within 3 months - Adults	588	3,891	15.1%	16.9%	16.5%	15.9%
% of FP17s for the same patient ID Re-attending between 3 & 9 months - Children	1,259	1,914	65.8%	57.6%	59.7%	58.1%
% of FP17s for the same patient ID Re-attending between 3 & 9 months - Adults	1,874	3,891	48.2%	50.8%	53.0%	50.6%
% of FP17s for Band 1 Urgent Courses	350	4,568	7.7%	10.4%	9.2%	9.1%
% of FP17s Relating to Free Repair or Replacements	24	4,568	0.5%	0.9%	1.0%	0.8%
% of FP17s Relating to Continuations	12	4,568	0.3%	1.1%	1.2%	1.1%
% of Patients satisfied with the dentistry they have received	8	9	N/A	91.1%	91.6%	91.4%
% of Patients satisfied with the time they had to wait for an appointment	8	9	N/A	87.5%	88.1%	87.7%

* This is based on patients treated on this contract for their most recent course of treatment. Figures in italics indicate the base number of FP17s or Patient Questionnaire responses are less than 100. N/A is shown where the base number of responses is less than 10 during the period. % is calculated as Quantity/Base number*100

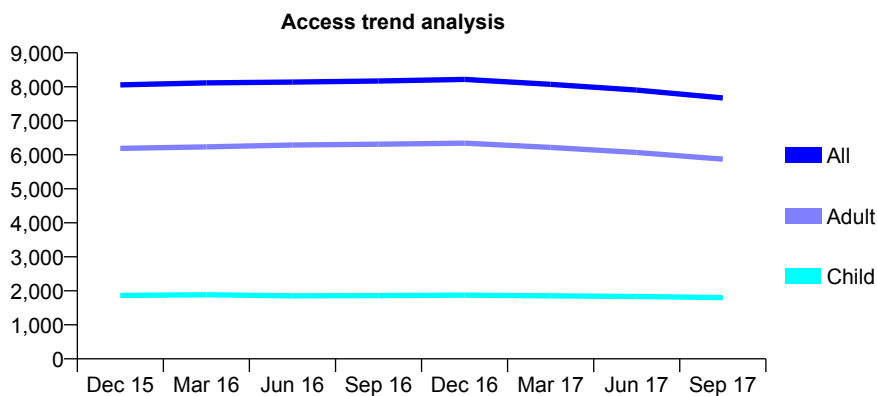
Q46 - Vital Signs At a Glance Contract Report for 155195/0001 - September 2017

Name or company name	Bolton and Bury Dental Practice
Contract type name	GDS Contract
Purpose of contract	General
Contract start date	01/04/2012
Contract end date	

17/18 Contracted general activity (UDA)	31,932
Carry forward general activity (UDA)	0
17/18 Contracted orthodontic activity (UOA)	0
Carry forward orthodontic activity (UOA)	0
Baseline contract value	£967,040.50

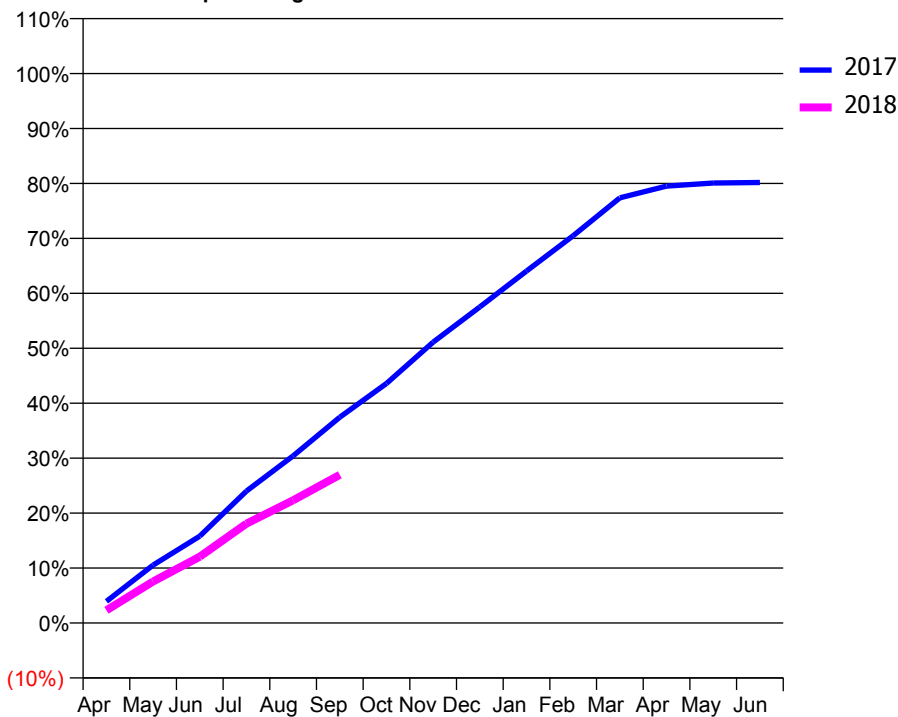
ACCESS*

Patients seen in 24 months	Total	Change since previous quarter
Quarter ending September 2016	8,171	
Quarter ending December 2016	8,218	→
Quarter ending March 2017	8,072	↓
Quarter ending June 2017	7,902	↓
Quarter ending September 2017	7,674	↓
Variance since September 2016	(6.1%)	↓



ACTIVITY

Cumulative percentage of contracted UDA delivered 2017 & 2018



Month	Adjusted Scheduled Activity (UDA)	
	2017	2018
April	1,257	738
May	3,365	2,411
June	5,048	3,856
July	7,665	5,780
August	9,711	7,134
September	11,959	8,611
October	13,923	
November	16,322	
December	18,370	
January	20,456	
February	22,510	
March	24,706	
April	25,389	
May	25,565	
June	25,602	

QUALITY

	Quantity	Base Number	Contract	AT	Region	England
% of FP17s for the same patient ID Re-attending within 3 months - Children	56	882	6.3%	12.3%	12.8%	11.9%
% of FP17s for the same patient ID Re-attending within 3 months - Adults	465	3,021	15.4%	16.9%	16.5%	15.9%
% of FP17s for the same patient ID Re-attending between 3 & 9 months - Children	403	882	45.7%	57.6%	59.7%	58.1%
% of FP17s for the same patient ID Re-attending between 3 & 9 months - Adults	1,422	3,021	47.1%	50.8%	53.0%	50.6%
% of FP17s for Band 1 Urgent Courses	299	3,540	8.4%	10.4%	9.2%	9.1%
% of FP17s Relating to Free Repair or Replacements	13	3,540	0.4%	0.9%	1.0%	0.8%
% of FP17s Relating to Continuations	45	3,540	1.3%	1.1%	1.2%	1.1%
% of Patients satisfied with the dentistry they have received	26	30	86.7%	91.1%	91.6%	91.4%
% of Patients satisfied with the time they had to wait for an appointment	24	30	80.0%	87.5%	88.1%	87.7%

* This is based on patients treated on this contract for their most recent course of treatment. Figures in italics indicate the base number of FP17s or Patient Questionnaire responses are less than 100. N/A is shown where the base number of responses is less than 10 during the period. % is calculated as Quantity/Base number*100

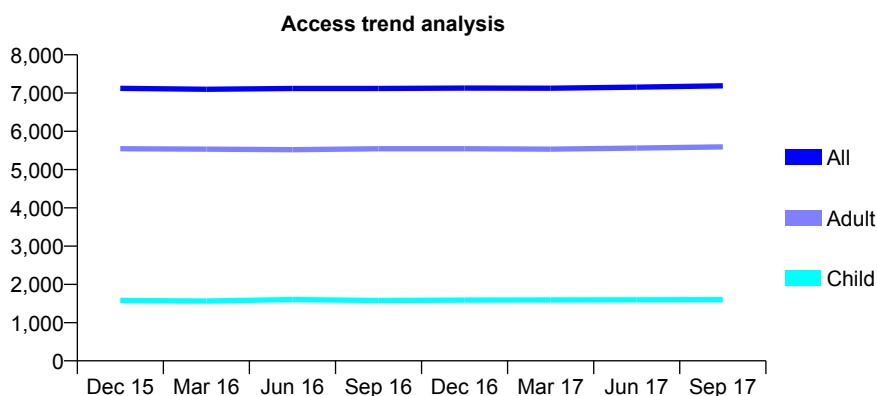
Q46 - Vital Signs At a Glance Contract Report for 156140/0001 - September 2017

Name or company name	Edgeley Dental Practice
Contract type name	GDS Contract
Purpose of contract	General
Contract start date	22/03/2007
Contract end date	

17/18 Contracted general activity (UDA)	22,636
Carry forward general activity (UDA)	0
17/18 Contracted orthodontic activity (UOA)	0
Carry forward orthodontic activity (UOA)	0
Baseline contract value	£727,921.58

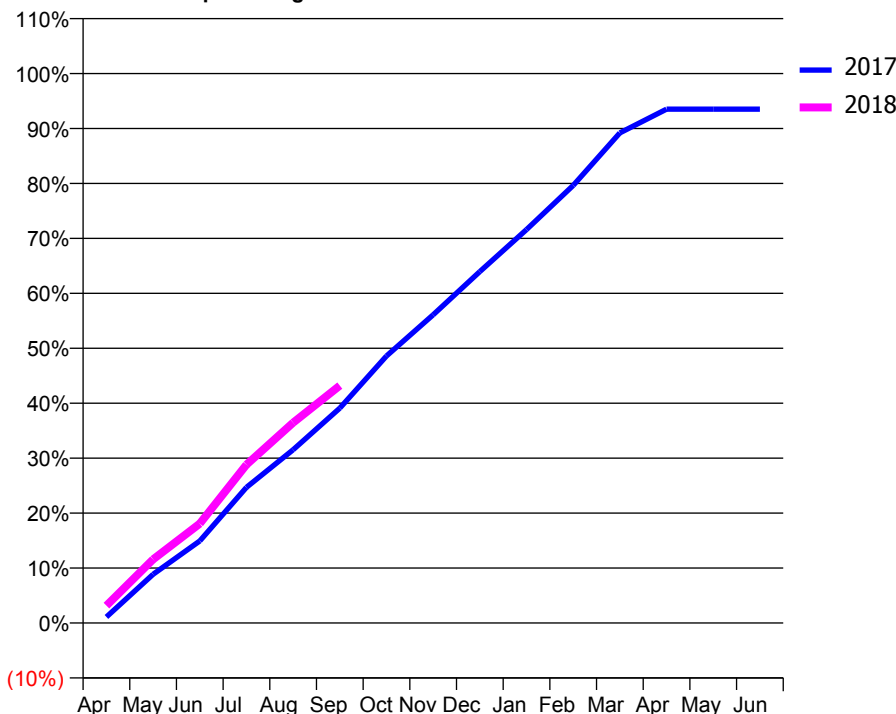
ACCESS*

Patients seen in 24 months	Total	Change since previous quarter
Quarter ending September 2016	7,119	
Quarter ending December 2016	7,131	→
Quarter ending March 2017	7,127	→
Quarter ending June 2017	7,155	→
Quarter ending September 2017	7,190	→
Variance since September 2016	1.0%	→



ACTIVITY

Cumulative percentage of contracted UDA delivered 2017 & 2018



Month	Adjusted Scheduled Activity (UDA)	
	2017	2018
April	249	716
May	2,007	2,624
June	3,380	4,095
July	5,587	6,523
August	7,138	8,254
September	8,849	9,778
October	10,997	
November	12,697	
December	14,478	
January	16,208	
February	18,024	
March	20,190	
April	21,166	
May	21,166	
June	21,166	

QUALITY

	Quantity	Base Number	Contract	AT	Region	England
% of FP17s for the same patient ID Re-attending within 3 months - Children	109	1,246	8.7%	12.3%	12.8%	11.9%
% of FP17s for the same patient ID Re-attending within 3 months - Adults	674	4,485	15.0%	16.9%	16.5%	15.9%
% of FP17s for the same patient ID Re-attending between 3 & 9 months - Children	757	1,246	60.8%	57.6%	59.7%	58.1%
% of FP17s for the same patient ID Re-attending between 3 & 9 months - Adults	2,761	4,485	61.6%	50.8%	53.0%	50.6%
% of FP17s for Band 1 Urgent Courses	292	5,282	5.5%	10.4%	9.2%	9.1%
% of FP17s Relating to Free Repair or Replacements	33	5,282	0.6%	0.9%	1.0%	0.8%
% of FP17s Relating to Continuations	159	5,282	3.0%	1.1%	1.2%	1.1%
% of Patients satisfied with the dentistry they have received	4	4	N/A	91.1%	91.6%	91.4%
% of Patients satisfied with the time they had to wait for an appointment	3	4	N/A	87.5%	88.1%	87.7%

* This is based on patients treated on this contract for their most recent course of treatment. Figures in italics indicate the base number of FP17s or Patient Questionnaire responses are less than 100. N/A is shown where the base number of responses is less than 10 during the period. % is calculated as Quantity/Base number*100

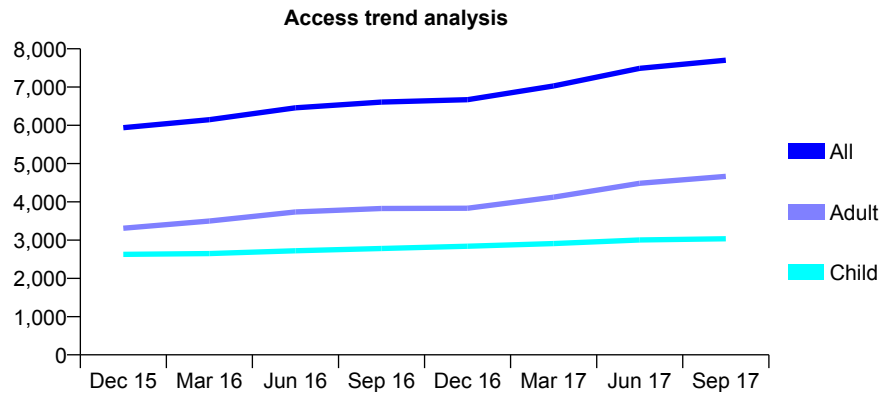
Q46 - Vital Signs At a Glance Contract Report for 156523/0001 - September 2017

Name or company name	Daylesford Associates Limited
Contract type name	GDS Contract
Purpose of contract	General
Contract start date	22/05/2008
Contract end date	

17/18 Contracted general activity (UDA)	21,288
Carry forward general activity (UDA)	0
17/18 Contracted orthodontic activity (UOA)	0
Carry forward orthodontic activity (UOA)	0
Baseline contract value	£593,769.76

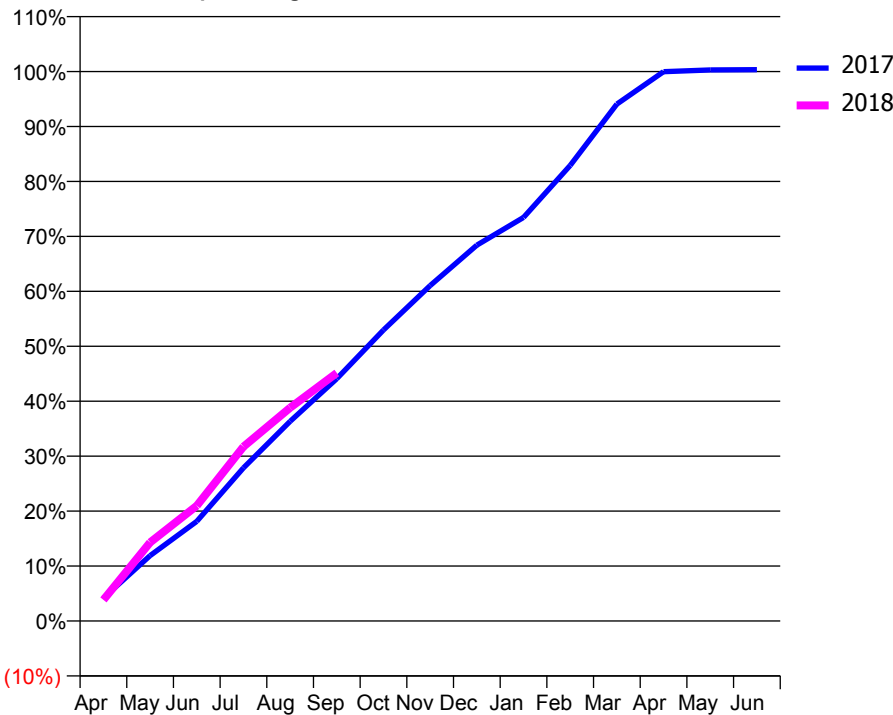
ACCESS*

Patients seen in 24 months	Total	Change since previous quarter
Quarter ending September 2016	6,607	
Quarter ending December 2016	6,671	→
Quarter ending March 2017	7,029	↑
Quarter ending June 2017	7,488	↑
Quarter ending September 2017	7,701	↑
Variance since September 2016	16.6%	↑



ACTIVITY

Cumulative percentage of contracted UDA delivered 2017 & 2018



Month	Adjusted Scheduled Activity (UDA)	
	2017	2018
April	893	818
May	2,533	3,044
June	3,861	4,466
July	5,933	6,755
August	7,736	8,265
September	9,390	9,611
October	11,274	
November	12,994	
December	14,559	
January	15,633	
February	17,650	
March	20,023	
April	21,283	
May	21,347	
June	21,357	

QUALITY

	Quantity	Base Number	Contract	AT	Region	England
% of FP17s for the same patient ID Re-attending within 3 months - Children	171	2,170	7.9%	12.3%	12.8%	11.9%
% of FP17s for the same patient ID Re-attending within 3 months - Adults	562	2,969	18.9%	16.9%	16.5%	15.9%
% of FP17s for the same patient ID Re-attending between 3 & 9 months - Children	1,157	2,170	53.3%	57.6%	59.7%	58.1%
% of FP17s for the same patient ID Re-attending between 3 & 9 months - Adults	968	2,969	32.6%	50.8%	53.0%	50.6%
% of FP17s for Band 1 Urgent Courses	754	4,550	16.6%	10.4%	9.2%	9.1%
% of FP17s Relating to Free Repair or Replacements	4	4,550	0.1%	0.9%	1.0%	0.8%
% of FP17s Relating to Continuations	16	4,550	0.4%	1.1%	1.2%	1.1%
% of Patients satisfied with the dentistry they have received	3	5	N/A	91.1%	91.6%	91.4%
% of Patients satisfied with the time they had to wait for an appointment	1	5	N/A	87.5%	88.1%	87.7%

* This is based on patients treated on this contract for their most recent course of treatment. Figures in italics indicate the base number of FP17s or Patient Questionnaire responses are less than 100. N/A is shown where the base number of responses is less than 10 during the period. % is calculated as Quantity/Base number*100

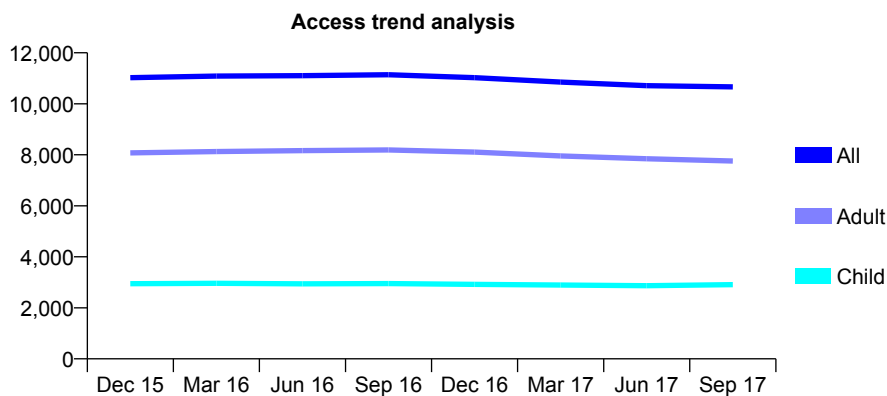
Q46 - Vital Signs At a Glance Contract Report for 158216/0001 - September 2017

Name or company name	Bredbury Dental Practice Ltd
Contract type name	GDS Contract
Purpose of contract	General
Contract start date	01/04/2008
Contract end date	

17/18 Contracted general activity (UDA)	29,008
Carry forward general activity (UDA)	0
17/18 Contracted orthodontic activity (UOA)	0
Carry forward orthodontic activity (UOA)	0
Baseline contract value	£839,587.18

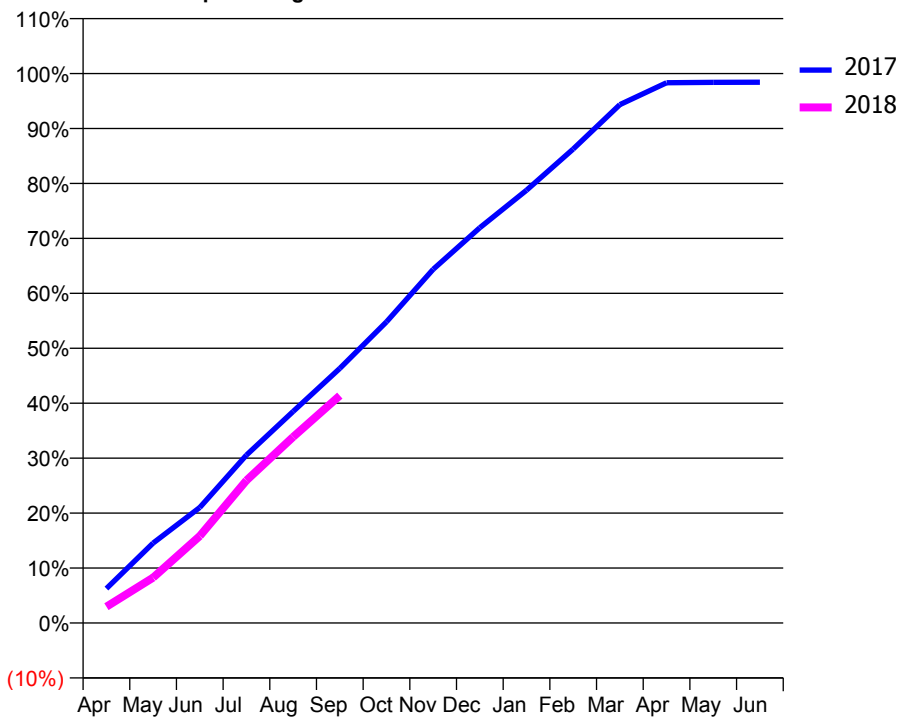
ACCESS*

Patients seen in 24 months	Total	Change since previous quarter
Quarter ending September 2016	11,142	
Quarter ending December 2016	11,025	↓
Quarter ending March 2017	10,854	↓
Quarter ending June 2017	10,713	↓
Quarter ending September 2017	10,666	→
Variance since September 2016	(4.3%)	↓



ACTIVITY

Cumulative percentage of contracted UDA delivered 2017 & 2018



QUALITY

	Quantity	Base Number	Contract	AT	Region	England
% of FP17s for the same patient ID Re-attending within 3 months - Children	155	1,897	8.2%	12.3%	12.8%	11.9%
% of FP17s for the same patient ID Re-attending within 3 months - Adults	454	4,297	10.6%	16.9%	16.5%	15.9%
% of FP17s for the same patient ID Re-attending between 3 & 9 months - Children	1,041	1,897	54.9%	57.6%	59.7%	58.1%
% of FP17s for the same patient ID Re-attending between 3 & 9 months - Adults	1,944	4,297	45.2%	50.8%	53.0%	50.6%
% of FP17s for Band 1 Urgent Courses	262	5,694	4.6%	10.4%	9.2%	9.1%
% of FP17s Relating to Free Repair or Replacements	29	5,694	0.5%	0.9%	1.0%	0.8%
% of FP17s Relating to Continuations	81	5,694	1.4%	1.1%	1.2%	1.1%
% of Patients satisfied with the dentistry they have received	16	16	100.0%	91.1%	91.6%	91.4%
% of Patients satisfied with the time they had to wait for an appointment	14	16	87.5%	87.5%	88.1%	87.7%

* This is based on patients treated on this contract for their most recent course of treatment. Figures in italics indicate the base number of FP17s or Patient Questionnaire responses are less than 100. N/A is shown where the base number of responses is less than 10 during the period. % is calculated as Quantity/Base number*100

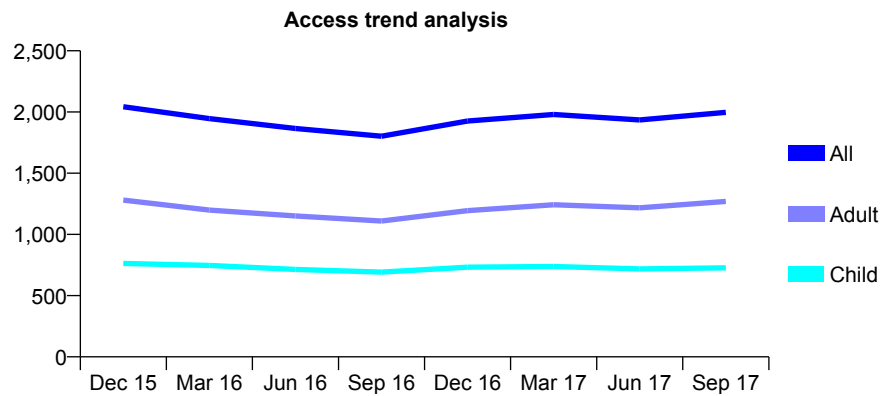
Q46 - Vital Signs At a Glance Contract Report for 158453/0001 - September 2017

Name or company name	Ravat and Ray Dental Care (Pemberton) Lt
Contract type name	GDS Contract
Purpose of contract	General
Contract start date	01/10/2013
Contract end date	

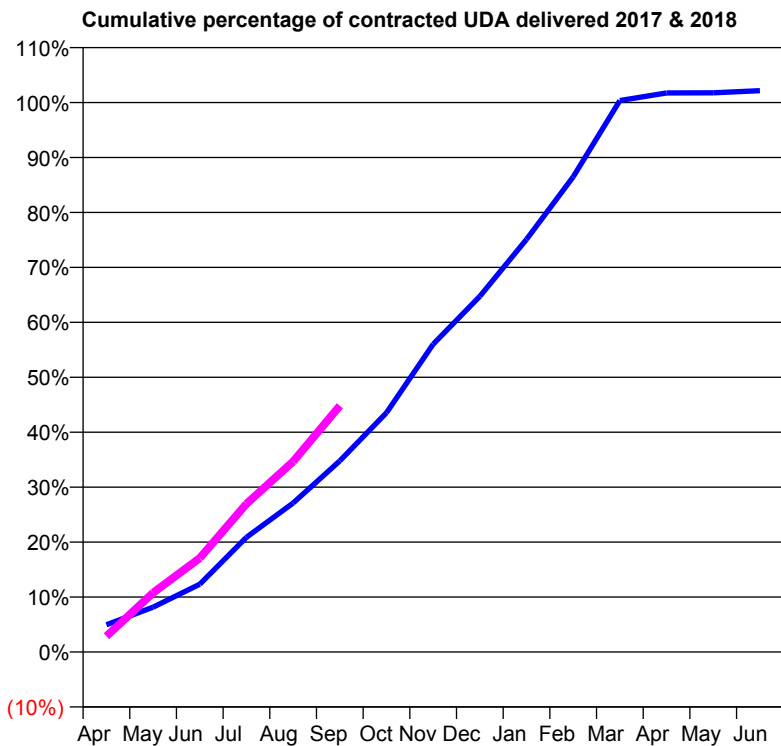
17/18 Contracted general activity (UDA)	6,500
Carry forward general activity (UDA)	0
17/18 Contracted orthodontic activity (UOA)	0
Carry forward orthodontic activity (UOA)	0
Baseline contract value	£197,833.04

ACCESS*

Patients seen in 24 months	Total	Change since previous quarter
Quarter ending September 2016	1,802	
Quarter ending December 2016	1,927	↑
Quarter ending March 2017	1,980	↑
Quarter ending June 2017	1,935	↓
Quarter ending September 2017	1,997	↑
Variance since September 2016	10.8%	↑



ACTIVITY



Month	Adjusted Scheduled Activity (UDA)	
	2017	2018
April	323	187
May	530	701
June	803	1,111
July	1,358	1,753
August	1,762	2,253
September	2,261	2,913
October	2,831	
November	3,641	
December	4,208	
January	4,882	
February	5,621	
March	6,523	
April	6,612	
May	6,615	
June	6,640	

QUALITY

	Quantity	Base Number	Contract	AT	Region	England
% of FP17s for the same patient ID Re-attending within 3 months - Children	124	669	18.5%	12.3%	12.8%	11.9%
% of FP17s for the same patient ID Re-attending within 3 months - Adults	130	895	14.5%	16.9%	16.5%	15.9%
% of FP17s for the same patient ID Re-attending between 3 & 9 months - Children	434	669	64.9%	57.6%	59.7%	58.1%
% of FP17s for the same patient ID Re-attending between 3 & 9 months - Adults	490	895	54.7%	50.8%	53.0%	50.6%
% of FP17s for Band 1 Urgent Courses	156	1,517	10.3%	10.4%	9.2%	9.1%
% of FP17s Relating to Free Repair or Replacements	6	1,517	0.4%	0.9%	1.0%	0.8%
% of FP17s Relating to Continuations	0	1,517	0.0%	1.1%	1.2%	1.1%
% of Patients satisfied with the dentistry they have received	0	0	N/A	91.1%	91.6%	91.4%
% of Patients satisfied with the time they had to wait for an appointment	0	0	N/A	87.5%	88.1%	87.7%

* This is based on patients treated on this contract for their most recent course of treatment. Figures in italics indicate the base number of FP17s or Patient Questionnaire responses are less than 100. N/A is shown where the base number of responses is less than 10 during the period. % is calculated as Quantity/Base number*100

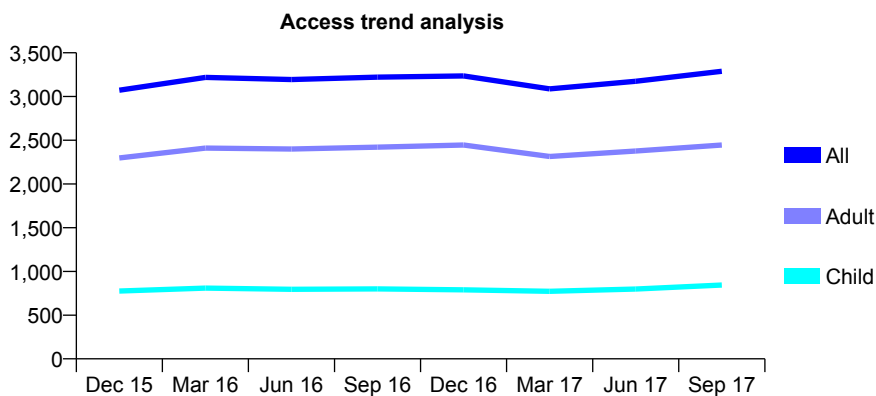
Q46 - Vital Signs At a Glance Contract Report for 158550/0001 - September 2017

Name or company name	Pearl Smile Limited
Contract type name	GDS Contract
Purpose of contract	General
Contract start date	01/03/2010
Contract end date	

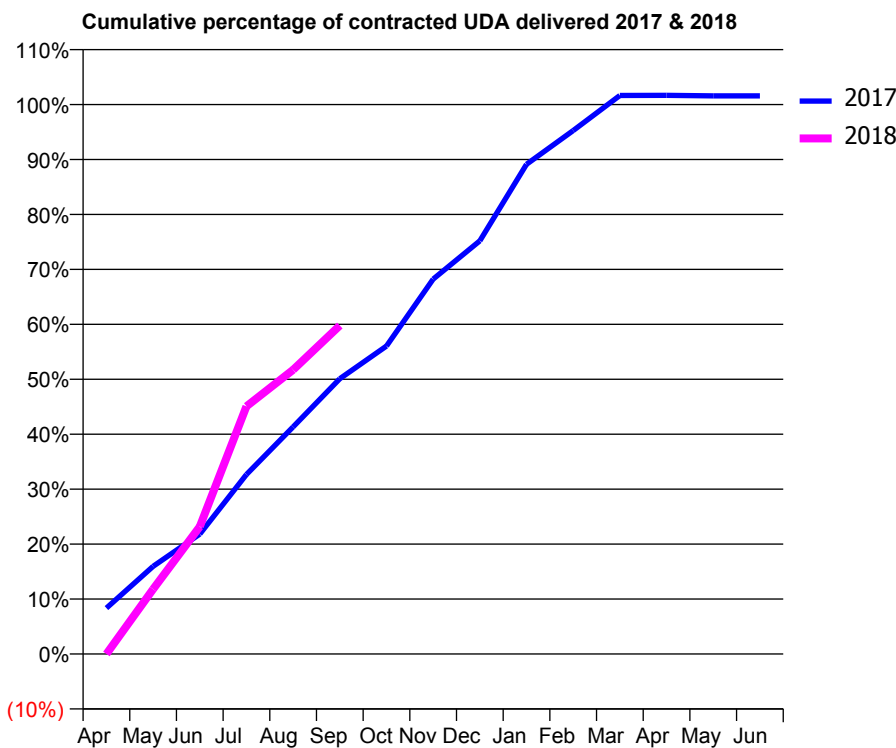
17/18 Contracted general activity (UDA)	9,882
Carry forward general activity (UDA)	0
17/18 Contracted orthodontic activity (UOA)	0
Carry forward orthodontic activity (UOA)	0
Baseline contract value	£270,245.69

ACCESS*

Patients seen in 24 months	Total	Change since previous quarter
Quarter ending September 2016	3,221	
Quarter ending December 2016	3,235	→
Quarter ending March 2017	3,087	↓
Quarter ending June 2017	3,175	↑
Quarter ending September 2017	3,289	↑
Variance since September 2016	2.1%	↑



ACTIVITY



Month	Adjusted Scheduled Activity (UDA)	
	2017	2018
April	826	0
May	1,577	1,166
June	2,157	2,292
July	3,229	4,454
August	4,086	5,111
September	4,950	5,907
October	5,539	
November	6,742	
December	7,431	
January	8,806	
February	9,413	
March	10,044	
April	10,048	
May	10,038	
June	10,038	

QUALITY

	Quantity	Base Number	Contract	AT	Region	England
% of FP17s for the same patient ID Re-attending within 3 months - Children	44	581	7.6%	12.3%	12.8%	11.9%
% of FP17s for the same patient ID Re-attending within 3 months - Adults	234	1,630	14.4%	16.9%	16.5%	15.9%
% of FP17s for the same patient ID Re-attending between 3 & 9 months - Children	245	581	42.2%	57.6%	59.7%	58.1%
% of FP17s for the same patient ID Re-attending between 3 & 9 months - Adults	738	1,630	45.3%	50.8%	53.0%	50.6%
% of FP17s for Band 1 Urgent Courses	159	2,207	7.2%	10.4%	9.2%	9.1%
% of FP17s Relating to Free Repair or Replacements	4	2,207	0.2%	0.9%	1.0%	0.8%
% of FP17s Relating to Continuations	3	2,207	0.1%	1.1%	1.2%	1.1%
% of Patients satisfied with the dentistry they have received	4	4	N/A	91.1%	91.6%	91.4%
% of Patients satisfied with the time they had to wait for an appointment	3	4	N/A	87.5%	88.1%	87.7%

* This is based on patients treated on this contract for their most recent course of treatment. Figures in italics indicate the base number of FP17s or Patient Questionnaire responses are less than 100. N/A is shown where the base number of responses is less than 10 during the period. % is calculated as Quantity/Base number*100

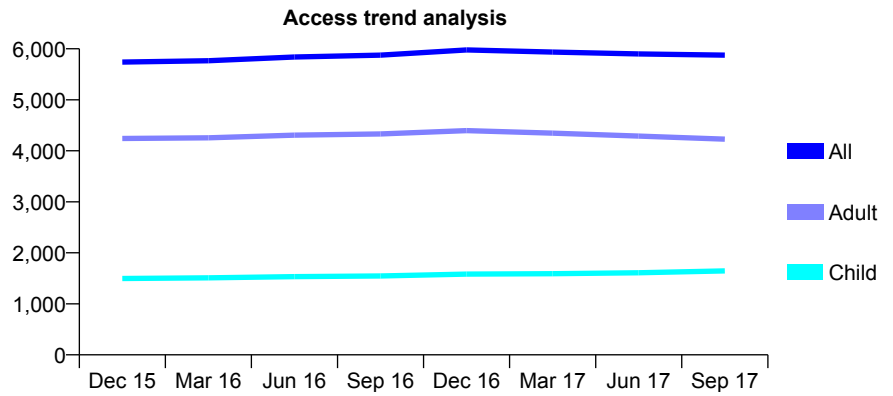
Q46 - Vital Signs At a Glance Contract Report for 158674/0001 - September 2017

Name or company name	IDH 418 Limited
Contract type name	GDS Contract
Purpose of contract	General
Contract start date	01/10/2008
Contract end date	

17/18 Contracted general activity (UDA)	15,889
Carry forward general activity (UDA)	0
17/18 Contracted orthodontic activity (UOA)	0
Carry forward orthodontic activity (UOA)	0
Baseline contract value	£569,991.07

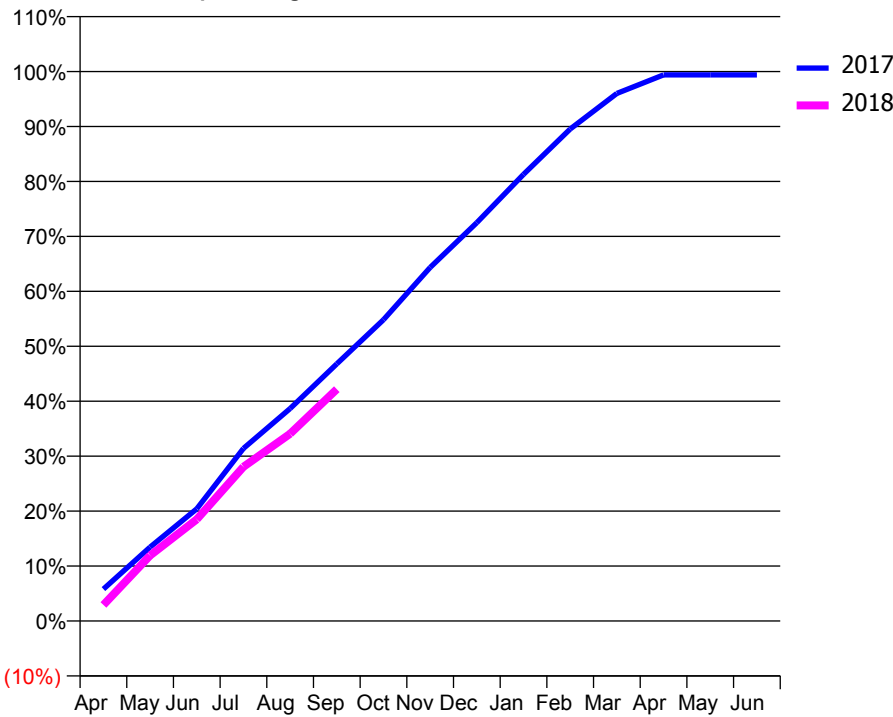
ACCESS*

Patients seen in 24 months	Total	Change since previous quarter
Quarter ending September 2016	5,876	
Quarter ending December 2016	5,979	→
Quarter ending March 2017	5,936	→
Quarter ending June 2017	5,899	→
Quarter ending September 2017	5,876	→
Variance since September 2016	0.0%	→



ACTIVITY

Cumulative percentage of contracted UDA delivered 2017 & 2018



Month	Adjusted Scheduled Activity (UDA)	
	2017	2018
April	923	465
May	2,139	1,896
June	3,243	2,940
July	4,990	4,460
August	6,143	5,417
September	7,436	6,704
October	8,710	
November	10,222	
December	11,520	
January	12,915	
February	14,226	
March	15,257	
April	15,791	
May	15,791	
June	15,791	

QUALITY

	Quantity	Base Number	Contract	AT	Region	England
% of FP17s for the same patient ID Re-attending within 3 months - Children	68	1,002	6.8%	12.3%	12.8%	11.9%
% of FP17s for the same patient ID Re-attending within 3 months - Adults	231	2,336	9.9%	16.9%	16.5%	15.9%
% of FP17s for the same patient ID Re-attending between 3 & 9 months - Children	497	1,002	49.6%	57.6%	59.7%	58.1%
% of FP17s for the same patient ID Re-attending between 3 & 9 months - Adults	1,128	2,336	48.3%	50.8%	53.0%	50.6%
% of FP17s for Band 1 Urgent Courses	112	3,080	3.6%	10.4%	9.2%	9.1%
% of FP17s Relating to Free Repair or Replacements	34	3,080	1.1%	0.9%	1.0%	0.8%
% of FP17s Relating to Continuations	68	3,080	2.2%	1.1%	1.2%	1.1%
% of Patients satisfied with the dentistry they have received	2	2	N/A	91.1%	91.6%	91.4%
% of Patients satisfied with the time they had to wait for an appointment	2	2	N/A	87.5%	88.1%	87.7%

* This is based on patients treated on this contract for their most recent course of treatment. Figures in italics indicate the base number of FP17s or Patient Questionnaire responses are less than 100. N/A is shown where the base number of responses is less than 10 during the period. % is calculated as Quantity/Base number*100

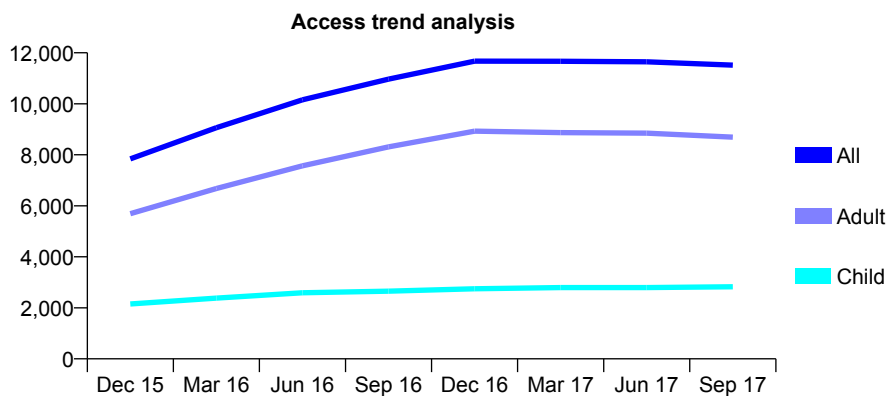
Q46 - Vital Signs At a Glance Contract Report for 160059/0001 - September 2017

Name or company name	REVIVE DENTAL CARE LIMITED
Contract type name	Pilot Contract
Purpose of contract	General
Contract start date	01/01/2015
Contract end date	

17/18 Contracted general activity (UDA)	28,580
Carry forward general activity (UDA)	0
17/18 Contracted orthodontic activity (UOA)	0
Carry forward orthodontic activity (UOA)	0
Baseline contract value	£1,017,263.31

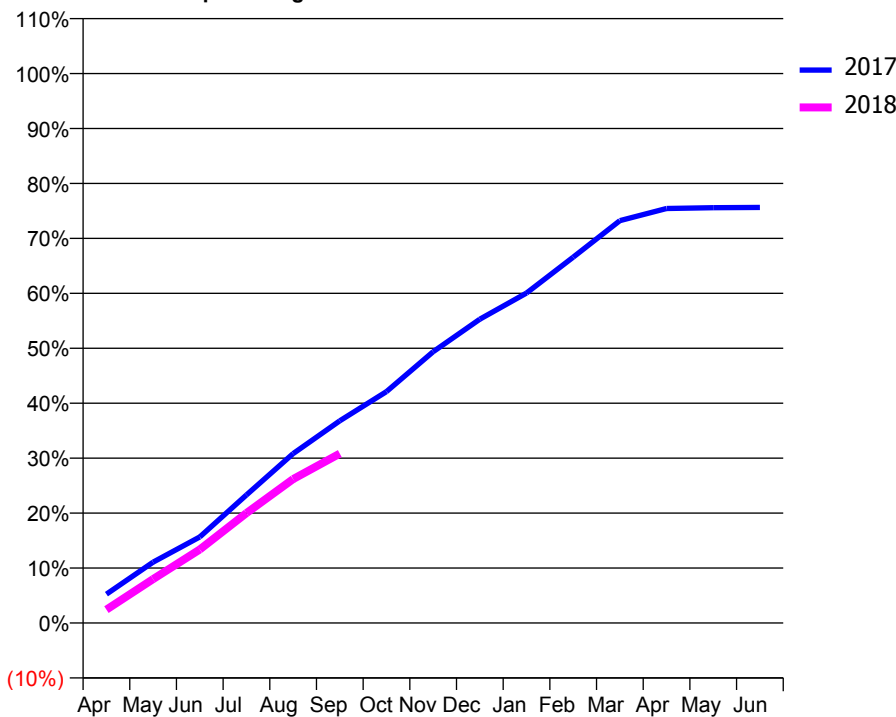
ACCESS*

Patients seen in 24 months	Total	Change since previous quarter
Quarter ending September 2016	10,966	
Quarter ending December 2016	11,674	↑
Quarter ending March 2017	11,666	→
Quarter ending June 2017	11,647	→
Quarter ending September 2017	11,518	↓
Variance since September 2016	5.0%	↑



ACTIVITY

Cumulative percentage of contracted UDA delivered 2017 & 2018



Month	Adjusted Scheduled Activity (UDA)	
	2017	2018
April	1,502	699
May	3,168	2,282
June	4,478	3,825
July	6,661	5,719
August	8,814	7,484
September	10,516	8,814
October	12,037	
November	14,110	
December	15,800	
January	17,165	
February	19,027	
March	20,930	
April	21,556	
May	21,598	
June	21,614	

QUALITY

	Quantity	Base Number	Contract	AT	Region	England
% of FP17s for the same patient ID Re-attending within 3 months - Children	110	1,669	6.6%	12.3%	12.8%	11.9%
% of FP17s for the same patient ID Re-attending within 3 months - Adults	486	3,757	12.9%	16.9%	16.5%	15.9%
% of FP17s for the same patient ID Re-attending between 3 & 9 months - Children	710	1,669	42.5%	57.6%	59.7%	58.1%
% of FP17s for the same patient ID Re-attending between 3 & 9 months - Adults	752	3,757	20.0%	50.8%	53.0%	50.6%
% of FP17s for Band 1 Urgent Courses	995	4,939	20.1%	10.4%	9.2%	9.1%
% of FP17s Relating to Free Repair or Replacements	11	4,939	0.2%	0.9%	1.0%	0.8%
% of FP17s Relating to Continuations	0	4,939	0.0%	1.1%	1.2%	1.1%
% of Patients satisfied with the dentistry they have received	4	4	N/A	91.1%	91.6%	91.4%
% of Patients satisfied with the time they had to wait for an appointment	3	4	N/A	87.5%	88.1%	87.7%

* This is based on patients treated on this contract for their most recent course of treatment. Figures in italics indicate the base number of FP17s or Patient Questionnaire responses are less than 100. N/A is shown where the base number of responses is less than 10 during the period. % is calculated as Quantity/Base number*100

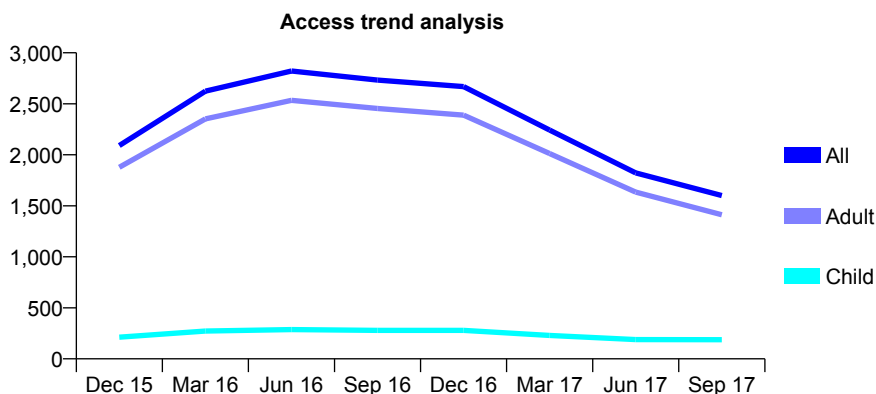
Q46 - Vital Signs At a Glance Contract Report for 160059/0004 - September 2017

Name or company name	REVIVE DENTAL CARE LIMITED
Contract type name	PDS Contract
Purpose of contract	General
Contract start date	01/01/2015
Contract end date	31/03/2018

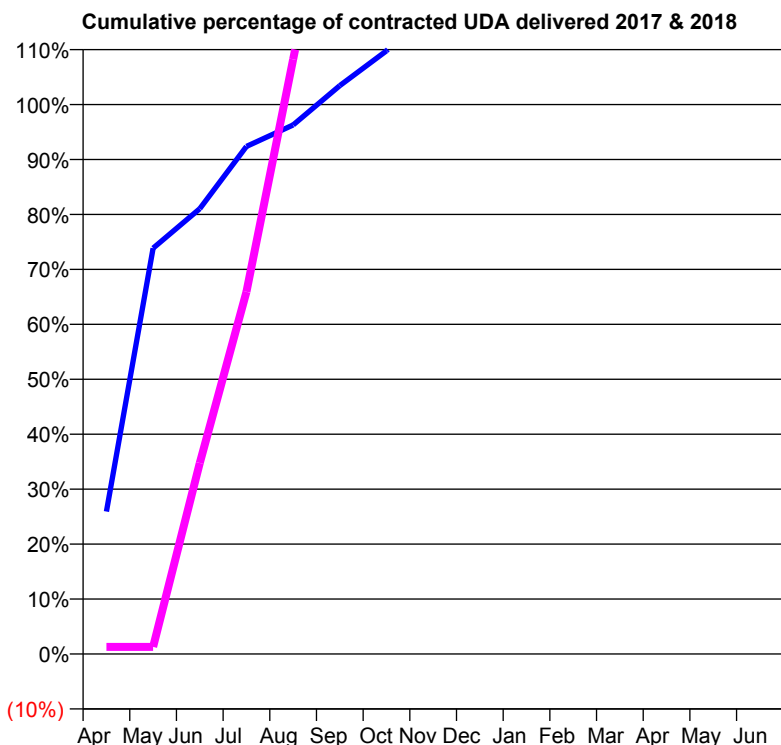
17/18 Contracted general activity (UDA)	918
Carry forward general activity (UDA)	0
17/18 Contracted orthodontic activity (UOA)	0
Carry forward orthodontic activity (UOA)	0
Baseline contract value	£50,923.99

ACCESS*

Patients seen in 24 months	Total	Change since previous quarter
Quarter ending September 2016	2,733	
Quarter ending December 2016	2,668	↓
Quarter ending March 2017	2,243	↓
Quarter ending June 2017	1,823	↓
Quarter ending September 2017	1,600	↓
Variance since September 2016	(41.5%)	↓



ACTIVITY



Month	Adjusted Scheduled Activity (UDA)	
	2017	2018
April	238	12
May	678	12
June	744	319
July	848	605
August	884	993
September	950	1,376
October	1,008	
November	1,084	
December	1,218	
January	1,270	
February	1,482	
March	1,482	
April	1,497	
May	1,497	
June	1,508	

QUALITY

	Quantity	Base Number	Contract	AT	Region	England
% of FP17s for the same patient ID Re-attending within 3 months - Children	0	55	0.0%	12.3%	12.8%	11.9%
% of FP17s for the same patient ID Re-attending within 3 months - Adults	20	328	6.1%	16.9%	16.5%	15.9%
% of FP17s for the same patient ID Re-attending between 3 & 9 months - Children	1	55	1.8%	57.6%	59.7%	58.1%
% of FP17s for the same patient ID Re-attending between 3 & 9 months - Adults	2	328	0.6%	50.8%	53.0%	50.6%
% of FP17s for Band 1 Urgent Courses	36	375	9.6%	10.4%	9.2%	9.1%
% of FP17s Relating to Free Repair or Replacements	0	375	0.0%	0.9%	1.0%	0.8%
% of FP17s Relating to Continuations	0	375	0.0%	1.1%	1.2%	1.1%
% of Patients satisfied with the dentistry they have received	0	0	N/A	91.1%	91.6%	91.4%
% of Patients satisfied with the time they had to wait for an appointment	0	0	N/A	87.5%	88.1%	87.7%

* This is based on patients treated on this contract for their most recent course of treatment. Figures in italics indicate the base number of FP17s or Patient Questionnaire responses are less than 100. N/A is shown where the base number of responses is less than 10 during the period. % is calculated as Quantity/Base number*100

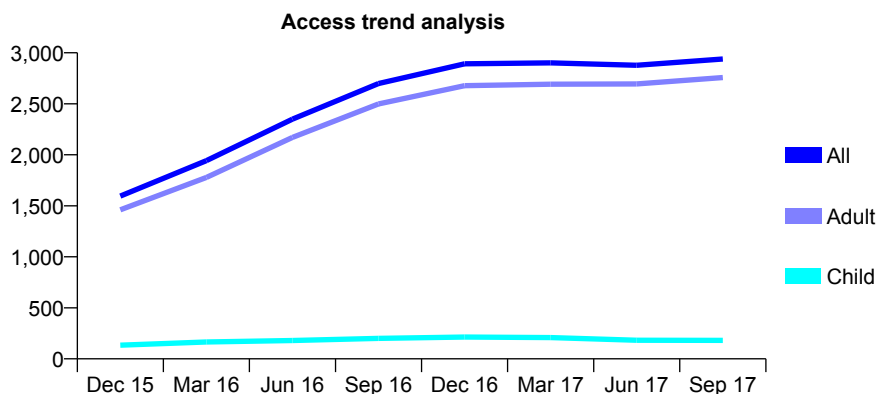
Q46 - Vital Signs At a Glance Contract Report for 160059/0005 - September 2017

Name or company name	REVIVE DENTAL CARE LIMITED
Contract type name	PDS Contract
Purpose of contract	General
Contract start date	01/01/2015
Contract end date	31/03/2018

17/18 Contracted general activity (UDA)	4,800
Carry forward general activity (UDA)	0
17/18 Contracted orthodontic activity (UOA)	0
Carry forward orthodontic activity (UOA)	0
Baseline contract value	£153,068.62

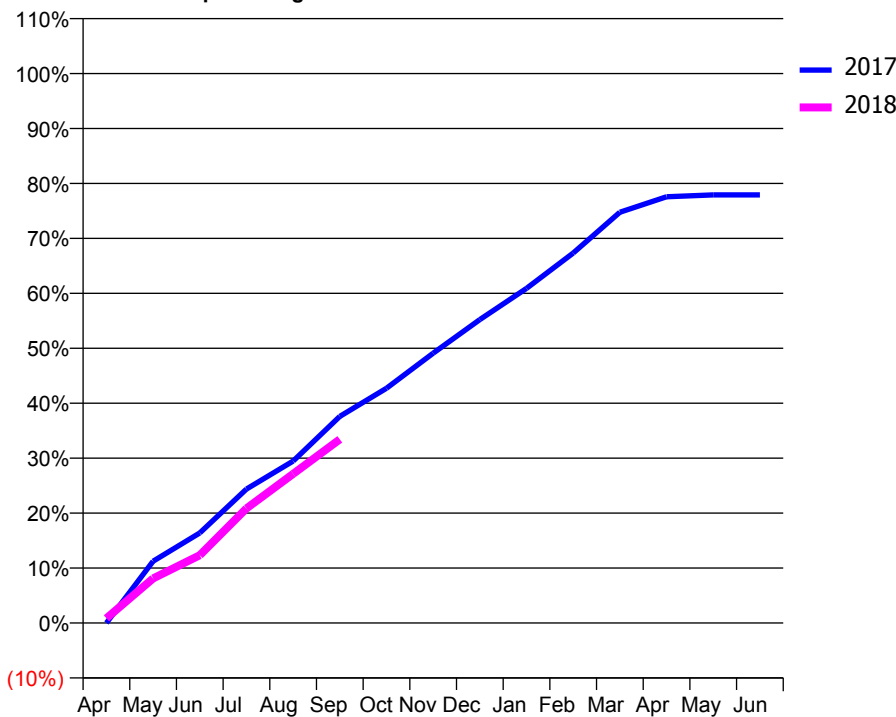
ACCESS*

Patients seen in 24 months	Total	Change since previous quarter
Quarter ending September 2016	2,699	
Quarter ending December 2016	2,892	↑
Quarter ending March 2017	2,901	→
Quarter ending June 2017	2,878	→
Quarter ending September 2017	2,939	↑
Variance since September 2016	8.9%	↑



ACTIVITY

Cumulative percentage of contracted UDA delivered 2017 & 2018



Month	Adjusted Scheduled Activity (UDA)	
	2017	2018
April	0	41
May	540	389
June	787	592
July	1,170	1,001
August	1,414	1,303
September	1,805	1,605
October	2,051	
November	2,357	
December	2,651	
January	2,923	
February	3,232	
March	3,588	
April	3,724	
May	3,740	
June	3,740	

QUALITY

	Quantity	Base Number	Contract	AT	Region	England
% of FP17s for the same patient ID Re-attending within 3 months - Children	3	85	3.5%	12.3%	12.8%	11.9%
% of FP17s for the same patient ID Re-attending within 3 months - Adults	102	1,380	7.4%	16.9%	16.5%	15.9%
% of FP17s for the same patient ID Re-attending between 3 & 9 months - Children	4	85	4.7%	57.6%	59.7%	58.1%
% of FP17s for the same patient ID Re-attending between 3 & 9 months - Adults	55	1,380	4.0%	50.8%	53.0%	50.6%
% of FP17s for Band 1 Urgent Courses	1,335	1,337	99.9%	10.4%	9.2%	9.1%
% of FP17s Relating to Free Repair or Replacements	1	1,337	0.1%	0.9%	1.0%	0.8%
% of FP17s Relating to Continuations	0	1,337	0.0%	1.1%	1.2%	1.1%
% of Patients satisfied with the dentistry they have received	1	1	N/A	91.1%	91.6%	91.4%
% of Patients satisfied with the time they had to wait for an appointment	1	1	N/A	87.5%	88.1%	87.7%

* This is based on patients treated on this contract for their most recent course of treatment. Figures in italics indicate the base number of FP17s or Patient Questionnaire responses are less than 100. N/A is shown where the base number of responses is less than 10 during the period. % is calculated as Quantity/Base number*100

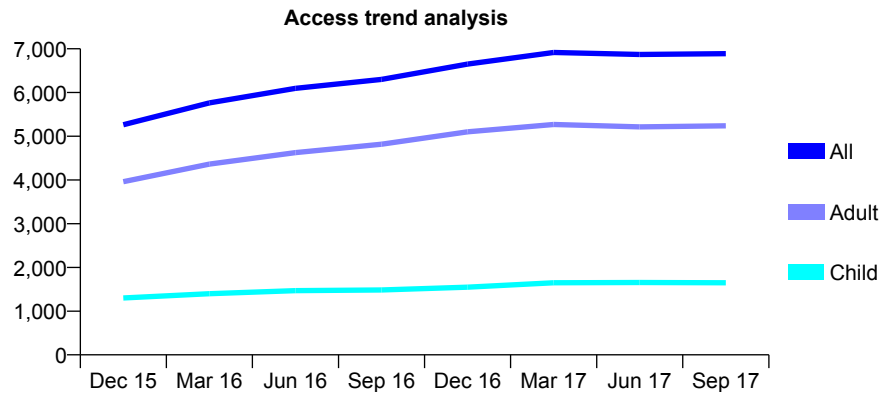
Q46 - Vital Signs At a Glance Contract Report for 160059/0007 - September 2017

Name or company name	REVIVE DENTAL CARE LIMITED
Contract type name	GDS Contract
Purpose of contract	General
Contract start date	01/01/2015
Contract end date	

17/18 Contracted general activity (UDA)	20,000
Carry forward general activity (UDA)	0
17/18 Contracted orthodontic activity (UOA)	0
Carry forward orthodontic activity (UOA)	0
Baseline contract value	£494,519.04

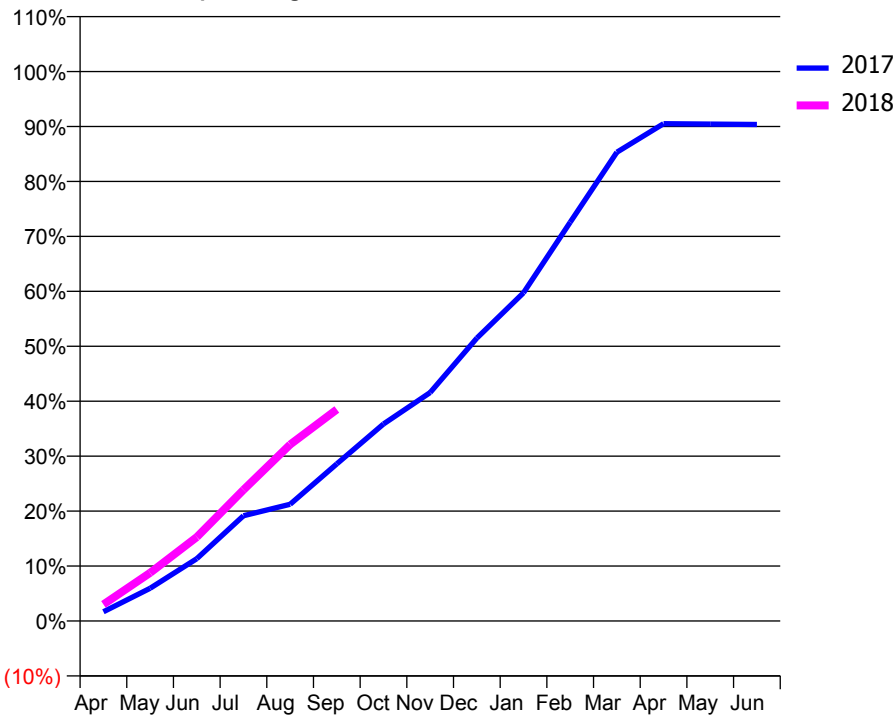
ACCESS*

Patients seen in 24 months	Total	Change since previous quarter
Quarter ending September 2016	6,301	
Quarter ending December 2016	6,651	↑
Quarter ending March 2017	6,917	↑
Quarter ending June 2017	6,870	→
Quarter ending September 2017	6,888	→
Variance since September 2016	9.3%	↑



ACTIVITY

Cumulative percentage of contracted UDA delivered 2017 & 2018



Month	Adjusted Scheduled Activity (UDA)	
	2017	2018
April	335	606
May	1,194	1,756
June	2,271	3,055
July	3,833	4,775
August	4,251	6,424
September	5,720	7,699
October	7,171	
November	8,318	
December	10,295	
January	11,948	
February	14,513	
March	17,063	
April	18,102	
May	18,088	
June	18,072	

QUALITY

	Quantity	Base Number	Contract	AT	Region	England
% of FP17s for the same patient ID Re-attending within 3 months - Children	83	1,095	7.6%	12.3%	12.8%	11.9%
% of FP17s for the same patient ID Re-attending within 3 months - Adults	469	2,998	15.6%	16.9%	16.5%	15.9%
% of FP17s for the same patient ID Re-attending between 3 & 9 months - Children	656	1,095	59.9%	57.6%	59.7%	58.1%
% of FP17s for the same patient ID Re-attending between 3 & 9 months - Adults	1,313	2,998	43.8%	50.8%	53.0%	50.6%
% of FP17s for Band 1 Urgent Courses	491	3,634	13.5%	10.4%	9.2%	9.1%
% of FP17s Relating to Free Repair or Replacements	49	3,634	1.3%	0.9%	1.0%	0.8%
% of FP17s Relating to Continuations	8	3,634	0.2%	1.1%	1.2%	1.1%
% of Patients satisfied with the dentistry they have received	12	15	80.0%	91.1%	91.6%	91.4%
% of Patients satisfied with the time they had to wait for an appointment	14	15	93.3%	87.5%	88.1%	87.7%

* This is based on patients treated on this contract for their most recent course of treatment. Figures in italics indicate the base number of FP17s or Patient Questionnaire responses are less than 100. N/A is shown where the base number of responses is less than 10 during the period. % is calculated as Quantity/Base number*100

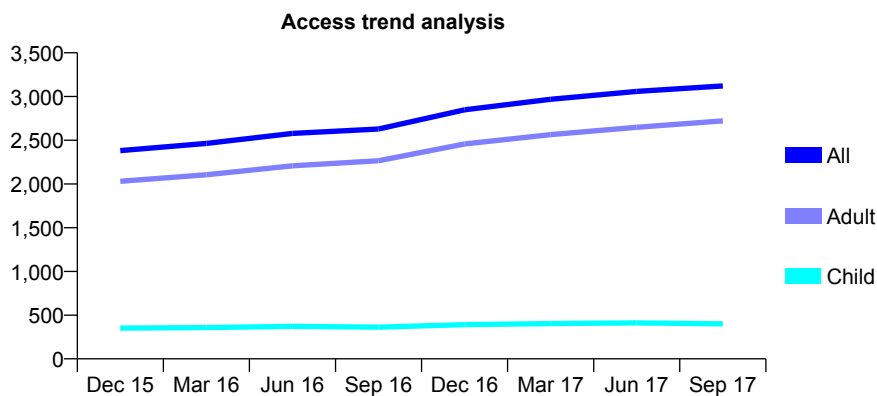
Q46 - Vital Signs At a Glance Contract Report for 160059/0008 - September 2017

Name or company name	REVIVE DENTAL CARE LIMITED
Contract type name	GDS Contract
Purpose of contract	General
Contract start date	01/01/2015
Contract end date	

17/18 Contracted general activity (UDA)	8,032
Carry forward general activity (UDA)	0
17/18 Contracted orthodontic activity (UOA)	0
Carry forward orthodontic activity (UOA)	0
Baseline contract value	£268,549.35

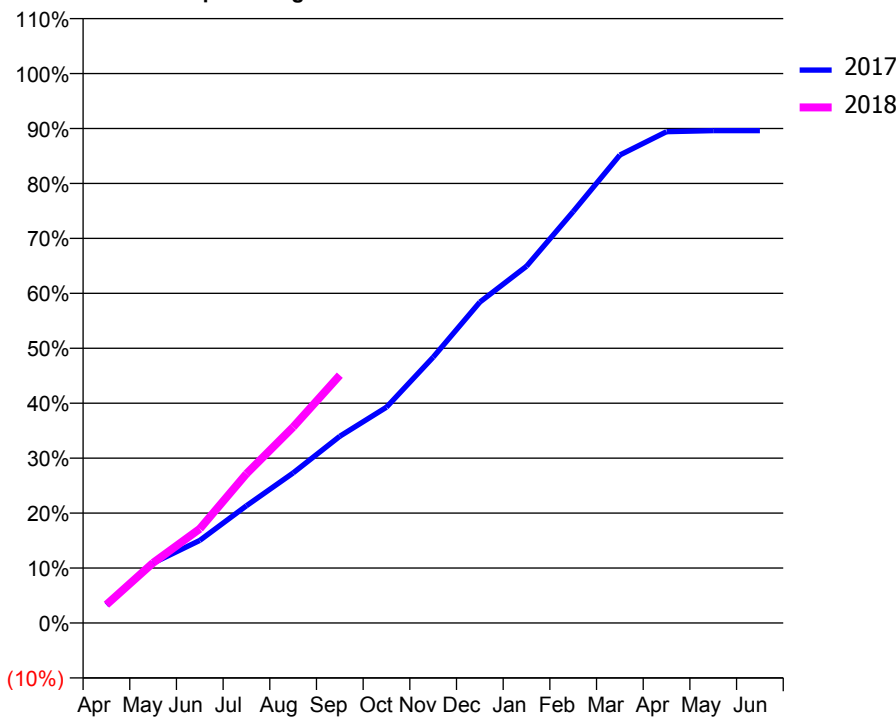
ACCESS*

Patients seen in 24 months	Total	Change since previous quarter
Quarter ending September 2016	2,628	
Quarter ending December 2016	2,848	↑
Quarter ending March 2017	2,968	↑
Quarter ending June 2017	3,059	↑
Quarter ending September 2017	3,121	↑
Variance since September 2016	18.8%	↑



ACTIVITY

Cumulative percentage of contracted UDA delivered 2017 & 2018



Month	Adjusted Scheduled Activity (UDA)	
	2017	2018
April	265	268
May	876	880
June	1,208	1,378
July	1,715	2,182
August	2,193	2,865
September	2,730	3,622
October	3,156	
November	3,885	
December	4,691	
January	5,215	
February	6,013	
March	6,841	
April	7,181	
May	7,197	
June	7,196	

QUALITY

	Quantity	Base Number	Contract	AT	Region	England
% of FP17s for the same patient ID Re-attending within 3 months - Children	22	246	8.9%	12.3%	12.8%	11.9%
% of FP17s for the same patient ID Re-attending within 3 months - Adults	262	1,543	17.0%	16.9%	16.5%	15.9%
% of FP17s for the same patient ID Re-attending between 3 & 9 months - Children	119	246	48.4%	57.6%	59.7%	58.1%
% of FP17s for the same patient ID Re-attending between 3 & 9 months - Adults	462	1,543	29.9%	50.8%	53.0%	50.6%
% of FP17s for Band 1 Urgent Courses	300	1,629	18.4%	10.4%	9.2%	9.1%
% of FP17s Relating to Free Repair or Replacements	2	1,629	0.1%	0.9%	1.0%	0.8%
% of FP17s Relating to Continuations	0	1,629	0.0%	1.1%	1.2%	1.1%
% of Patients satisfied with the dentistry they have received	0	0	N/A	91.1%	91.6%	91.4%
% of Patients satisfied with the time they had to wait for an appointment	0	0	N/A	87.5%	88.1%	87.7%

* This is based on patients treated on this contract for their most recent course of treatment. Figures in italics indicate the base number of FP17s or Patient Questionnaire responses are less than 100. N/A is shown where the base number of responses is less than 10 during the period. % is calculated as Quantity/Base number*100

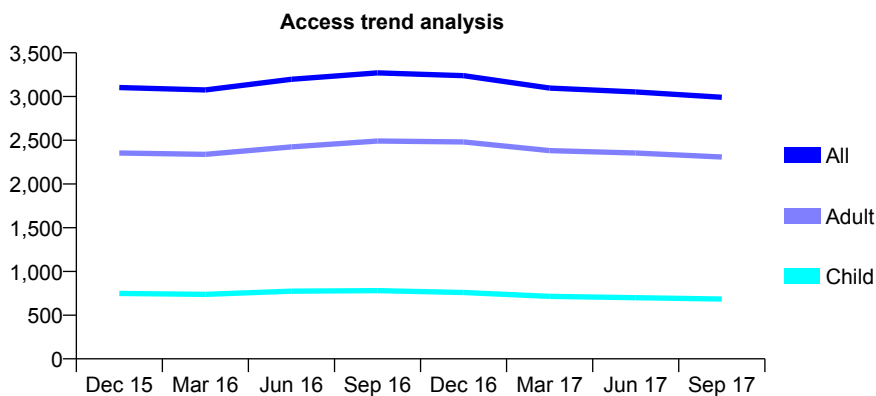
Q46 - Vital Signs At a Glance Contract Report for 160288/0001 - September 2017

Name or company name	Allan Dental Practice
Contract type name	GDS Contract
Purpose of contract	General
Contract start date	01/09/2012
Contract end date	

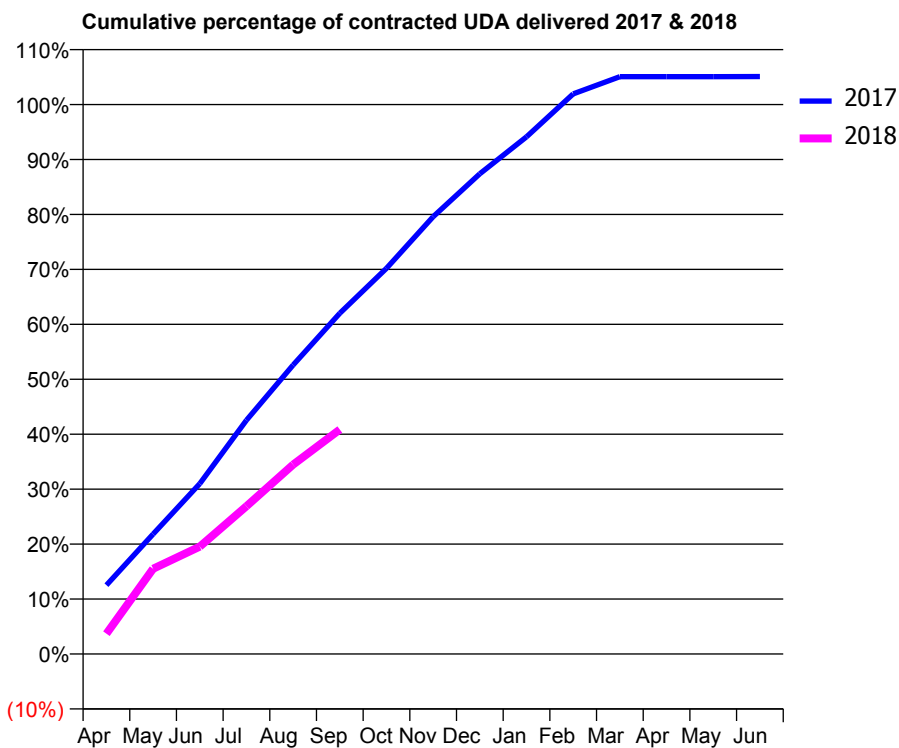
17/18 Contracted general activity (UDA)	9,486
Carry forward general activity (UDA)	0
17/18 Contracted orthodontic activity (UOA)	0
Carry forward orthodontic activity (UOA)	0
Baseline contract value	£315,320.14

ACCESS*

Patients seen in 24 months	Total	Change since previous quarter
Quarter ending September 2016	3,271	
Quarter ending December 2016	3,239	→
Quarter ending March 2017	3,097	↓
Quarter ending June 2017	3,053	↓
Quarter ending September 2017	2,992	↓
Variance since September 2016	(8.5%)	↓



ACTIVITY



Month	Adjusted Scheduled Activity (UDA)	
	2017	2018
April	1,189	351
May	2,071	1,473
June	2,940	1,854
July	4,037	2,552
August	4,989	3,270
September	5,884	3,876
October	6,659	
November	7,550	
December	8,289	
January	8,927	
February	9,669	
March	9,966	
April	9,967	
May	9,967	
June	9,968	

QUALITY

	Quantity	Base Number	Contract	AT	Region	England
% of FP17s for the same patient ID Re-attending within 3 months - Children	20	445	4.5%	12.3%	12.8%	11.9%
% of FP17s for the same patient ID Re-attending within 3 months - Adults	153	1,401	10.9%	16.9%	16.5%	15.9%
% of FP17s for the same patient ID Re-attending between 3 & 9 months - Children	306	445	68.8%	57.6%	59.7%	58.1%
% of FP17s for the same patient ID Re-attending between 3 & 9 months - Adults	867	1,401	61.9%	50.8%	53.0%	50.6%
% of FP17s for Band 1 Urgent Courses	228	1,843	12.4%	10.4%	9.2%	9.1%
% of FP17s Relating to Free Repair or Replacements	0	1,843	0.0%	0.9%	1.0%	0.8%
% of FP17s Relating to Continuations	1	1,843	0.1%	1.1%	1.2%	1.1%
% of Patients satisfied with the dentistry they have received	3	3	N/A	91.1%	91.6%	91.4%
% of Patients satisfied with the time they had to wait for an appointment	3	3	N/A	87.5%	88.1%	87.7%

* This is based on patients treated on this contract for their most recent course of treatment. Figures in italics indicate the base number of FP17s or Patient Questionnaire responses are less than 100. N/A is shown where the base number of responses is less than 10 during the period. % is calculated as Quantity/Base number*100

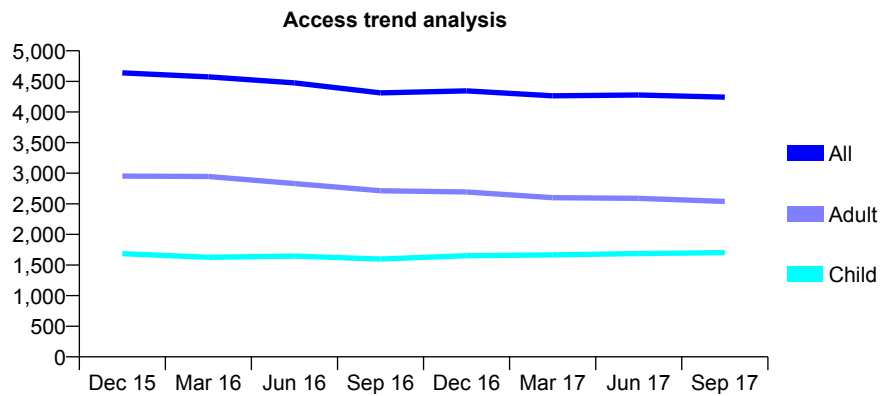
Q46 - Vital Signs At a Glance Contract Report for 160717/0001 - September 2017

Name or company name	Archway (Manchester) Ltd
Contract type name	GDS Contract
Purpose of contract	General
Contract start date	01/11/2013
Contract end date	

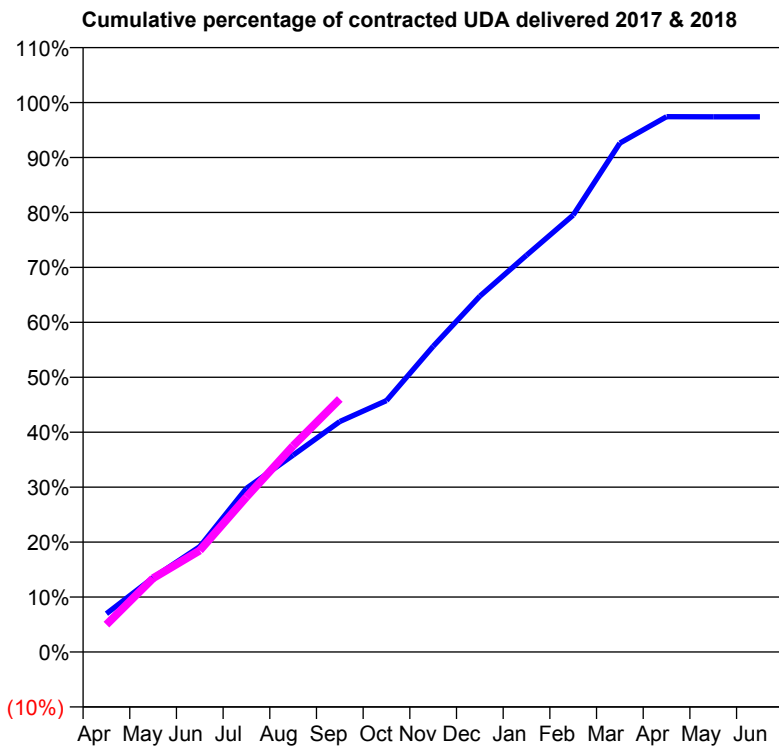
17/18 Contracted general activity (UDA)	11,850
Carry forward general activity (UDA)	0
17/18 Contracted orthodontic activity (UOA)	0
Carry forward orthodontic activity (UOA)	0
Baseline contract value	£433,886.71

ACCESS*

Patients seen in 24 months	Total	Change since previous quarter
Quarter ending September 2016	4,313	
Quarter ending December 2016	4,345	→
Quarter ending March 2017	4,265	↓
Quarter ending June 2017	4,278	→
Quarter ending September 2017	4,243	→
Variance since September 2016	(1.6%)	↓



ACTIVITY



Month	Adjusted Scheduled Activity (UDA)	
	2017	2018
April	827	592
May	1,605	1,591
June	2,273	2,189
July	3,529	3,342
August	4,246	4,447
September	4,971	5,457
October	5,423	
November	6,592	
December	7,675	
January	8,556	
February	9,421	
March	10,975	
April	11,545	
May	11,541	
June	11,541	

QUALITY

	Quantity	Base Number	Contract	AT	Region	England
% of FP17s for the same patient ID Re-attending within 3 months - Children	216	1,204	17.9%	12.3%	12.8%	11.9%
% of FP17s for the same patient ID Re-attending within 3 months - Adults	316	1,521	20.8%	16.9%	16.5%	15.9%
% of FP17s for the same patient ID Re-attending between 3 & 9 months - Children	574	1,204	47.7%	57.6%	59.7%	58.1%
% of FP17s for the same patient ID Re-attending between 3 & 9 months - Adults	544	1,521	35.8%	50.8%	53.0%	50.6%
% of FP17s for Band 1 Urgent Courses	215	2,466	8.7%	10.4%	9.2%	9.1%
% of FP17s Relating to Free Repair or Replacements	2	2,466	0.1%	0.9%	1.0%	0.8%
% of FP17s Relating to Continuations	7	2,466	0.3%	1.1%	1.2%	1.1%
% of Patients satisfied with the dentistry they have received	2	2	N/A	91.1%	91.6%	91.4%
% of Patients satisfied with the time they had to wait for an appointment	2	2	N/A	87.5%	88.1%	87.7%

* This is based on patients treated on this contract for their most recent course of treatment. Figures in italics indicate the base number of FP17s or Patient Questionnaire responses are less than 100. N/A is shown where the base number of responses is less than 10 during the period. % is calculated as Quantity/Base number*100

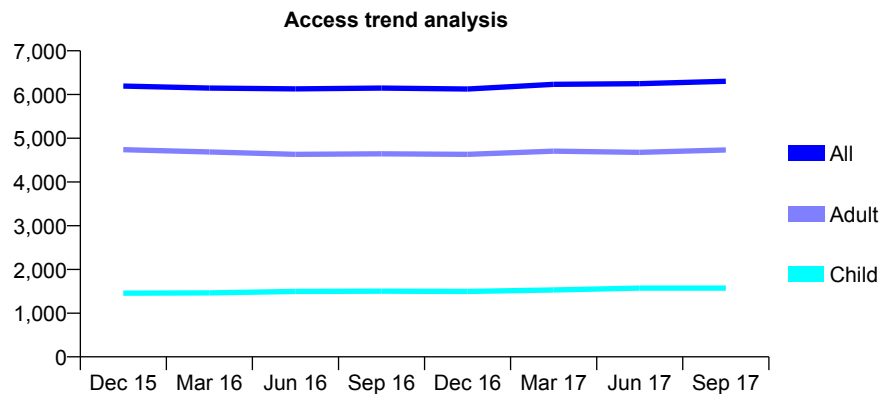
Q46 - Vital Signs At a Glance Contract Report for 161004/0001 - September 2017

Name or company name	Pearl Smile Limited
Contract type name	GDS Contract
Purpose of contract	General
Contract start date	01/04/2010
Contract end date	

17/18 Contracted general activity (UDA)	20,052
Carry forward general activity (UDA)	0
17/18 Contracted orthodontic activity (UOA)	0
Carry forward orthodontic activity (UOA)	0
Baseline contract value	£523,985.97

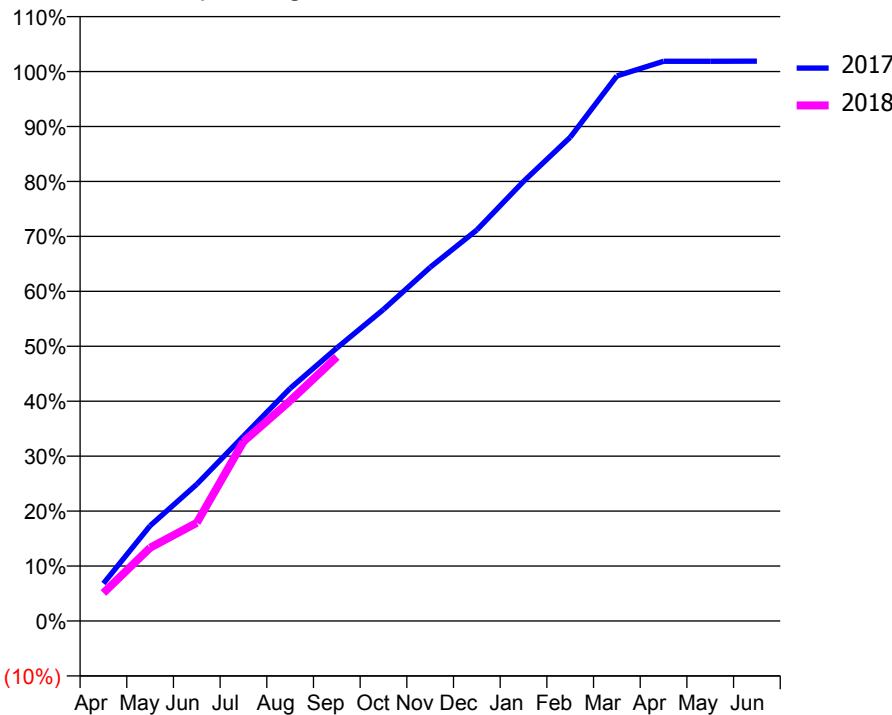
ACCESS*

Patients seen in 24 months	Total	Change since previous quarter
Quarter ending September 2016	6,146	
Quarter ending December 2016	6,126	→
Quarter ending March 2017	6,233	→
Quarter ending June 2017	6,249	→
Quarter ending September 2017	6,304	→
Variance since September 2016	2.6%	↑



ACTIVITY

Cumulative percentage of contracted UDA delivered 2017 & 2018



Month	2017	2018
April	1,369	1,023
May	3,478	2,673
June	4,988	3,582
July	6,748	6,547
August	8,487	8,035
September	9,963	9,635
October	11,369	
November	12,906	
December	14,271	
January	16,039	
February	17,651	
March	19,889	
April	20,426	
May	20,426	
June	20,428	

QUALITY

	Quantity	Base Number	Contract	AT	Region	England
% of FP17s for the same patient ID Re-attending within 3 months - Children	163	1,318	12.4%	12.3%	12.8%	11.9%
% of FP17s for the same patient ID Re-attending within 3 months - Adults	405	3,231	12.5%	16.9%	16.5%	15.9%
% of FP17s for the same patient ID Re-attending between 3 & 9 months - Children	815	1,318	61.8%	57.6%	59.7%	58.1%
% of FP17s for the same patient ID Re-attending between 3 & 9 months - Adults	1,817	3,231	56.2%	50.8%	53.0%	50.6%
% of FP17s for Band 1 Urgent Courses	236	4,291	5.5%	10.4%	9.2%	9.1%
% of FP17s Relating to Free Repair or Replacements	25	4,291	0.6%	0.9%	1.0%	0.8%
% of FP17s Relating to Continuations	12	4,291	0.3%	1.1%	1.2%	1.1%
% of Patients satisfied with the dentistry they have received	5	6	N/A	91.1%	91.6%	91.4%
% of Patients satisfied with the time they had to wait for an appointment	5	6	N/A	87.5%	88.1%	87.7%

* This is based on patients treated on this contract for their most recent course of treatment. Figures in italics indicate the base number of FP17s or Patient Questionnaire responses are less than 100. N/A is shown where the base number of responses is less than 10 during the period. % is calculated as Quantity/Base number*100

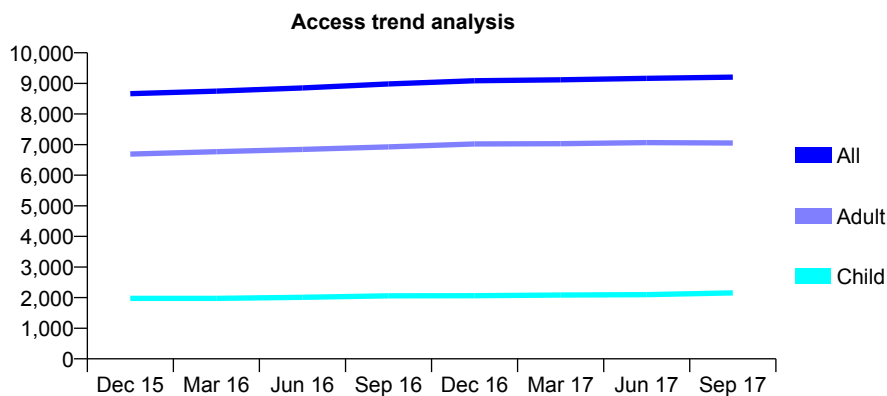
Q46 - Vital Signs At a Glance Contract Report for 162426/0001 - September 2017

Name or company name	Alemdent Limited
Contract type name	GDS Contract
Purpose of contract	General
Contract start date	01/05/2009
Contract end date	

17/18 Contracted general activity (UDA)	30,215
Carry forward general activity (UDA)	0
17/18 Contracted orthodontic activity (UOA)	0
Carry forward orthodontic activity (UOA)	0
Baseline contract value	£936,012.92

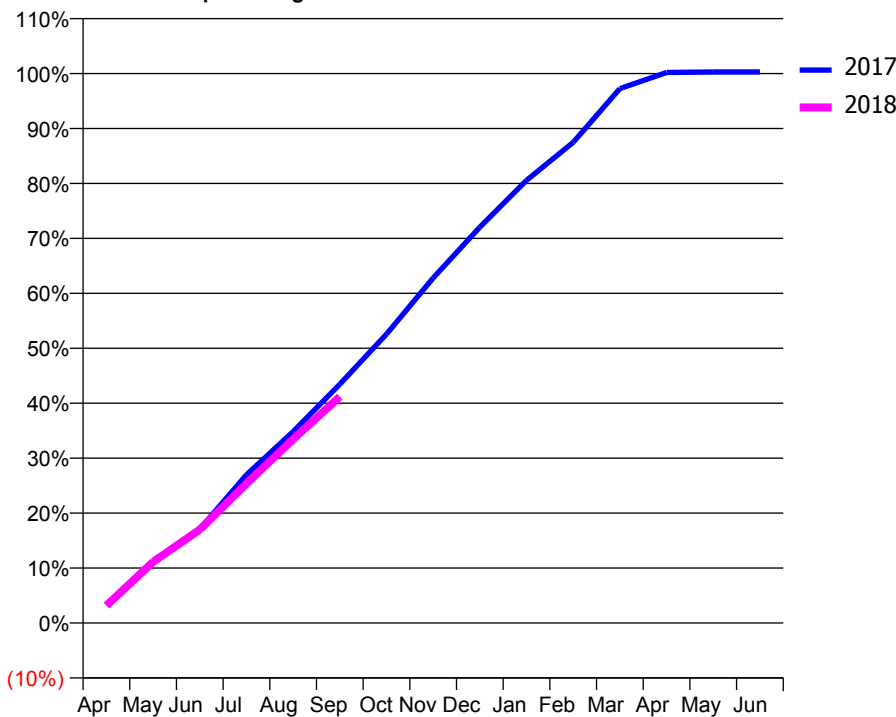
ACCESS*

Patients seen in 24 months	Total	Change since previous quarter
Quarter ending September 2016	8,983	
Quarter ending December 2016	9,085	→
Quarter ending March 2017	9,119	→
Quarter ending June 2017	9,164	→
Quarter ending September 2017	9,206	→
Variance since September 2016	2.5%	↑



ACTIVITY

Cumulative percentage of contracted UDA delivered 2017 & 2018



Month	Adjusted Scheduled Activity (UDA)	
	2017	2018
April	999	953
May	3,316	3,362
June	5,165	5,137
July	8,147	7,667
August	10,524	10,111
September	13,132	12,445
October	15,884	
November	18,973	
December	21,765	
January	24,340	
February	26,431	
March	29,386	
April	30,274	
May	30,302	
June	30,302	

QUALITY

	Quantity	Base Number	Contract	AT	Region	England
% of FP17s for the same patient ID Re-attending within 3 months - Children	166	1,635	10.2%	12.3%	12.8%	11.9%
% of FP17s for the same patient ID Re-attending within 3 months - Adults	545	4,280	12.7%	16.9%	16.5%	15.9%
% of FP17s for the same patient ID Re-attending between 3 & 9 months - Children	961	1,635	58.8%	57.6%	59.7%	58.1%
% of FP17s for the same patient ID Re-attending between 3 & 9 months - Adults	2,172	4,280	50.7%	50.8%	53.0%	50.6%
% of FP17s for Band 1 Urgent Courses	343	5,535	6.2%	10.4%	9.2%	9.1%
% of FP17s Relating to Free Repair or Replacements	69	5,535	1.2%	0.9%	1.0%	0.8%
% of FP17s Relating to Continuations	127	5,535	2.3%	1.1%	1.2%	1.1%
% of Patients satisfied with the dentistry they have received	10	10	100.0%	91.1%	91.6%	91.4%
% of Patients satisfied with the time they had to wait for an appointment	10	10	100.0%	87.5%	88.1%	87.7%

* This is based on patients treated on this contract for their most recent course of treatment. Figures in italics indicate the base number of FP17s or Patient Questionnaire responses are less than 100. N/A is shown where the base number of responses is less than 10 during the period. % is calculated as Quantity/Base number*100

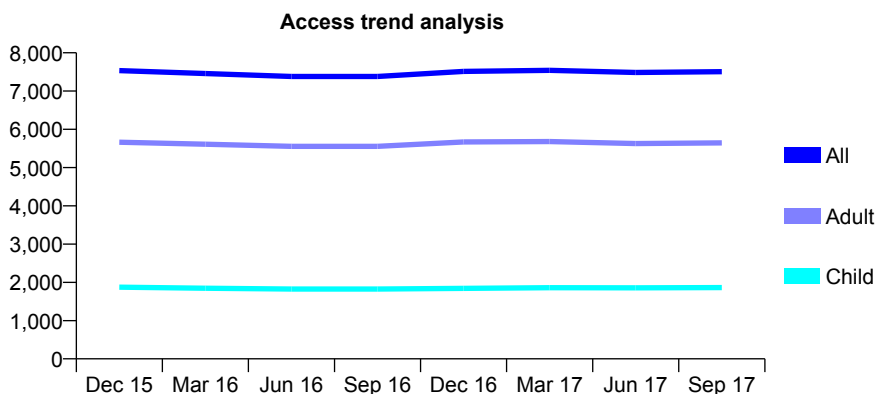
Q46 - Vital Signs At a Glance Contract Report for 162930/0001 - September 2017

Name or company name	Silverdale Dental Practice
Contract type name	GDS Contract
Purpose of contract	General
Contract start date	01/05/2009
Contract end date	

17/18 Contracted general activity (UDA)	21,652
Carry forward general activity (UDA)	0
17/18 Contracted orthodontic activity (UOA)	0
Carry forward orthodontic activity (UOA)	0
Baseline contract value	£720,788.28

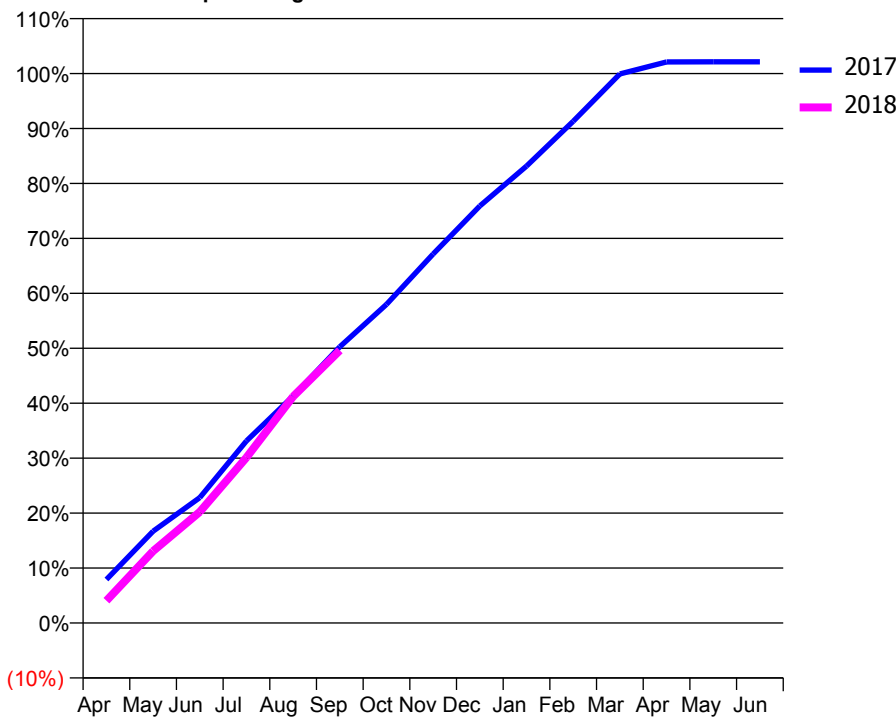
ACCESS*

Patients seen in 24 months	Total	Change since previous quarter
Quarter ending September 2016	7,382	
Quarter ending December 2016	7,514	→
Quarter ending March 2017	7,541	→
Quarter ending June 2017	7,485	→
Quarter ending September 2017	7,506	→
Variance since September 2016	1.7%	→



ACTIVITY

Cumulative percentage of contracted UDA delivered 2017 & 2018



Adjusted Scheduled Activity (UDA)

Month	2017	2018
April	1,714	879
May	3,615	2,833
June	4,941	4,377
July	7,175	6,523
August	8,948	8,926
September	10,886	10,744
October	12,557	
November	14,539	
December	16,431	
January	18,006	
February	19,768	
March	21,632	
April	22,109	
May	22,112	
June	22,112	

QUALITY

	Quantity	Base Number	Contract	AT	Region	England
% of FP17s for the same patient ID Re-attending within 3 months - Children	74	1,359	5.4%	12.3%	12.8%	11.9%
% of FP17s for the same patient ID Re-attending within 3 months - Adults	518	4,178	12.4%	16.9%	16.5%	15.9%
% of FP17s for the same patient ID Re-attending between 3 & 9 months - Children	717	1,359	52.8%	57.6%	59.7%	58.1%
% of FP17s for the same patient ID Re-attending between 3 & 9 months - Adults	2,303	4,178	55.1%	50.8%	53.0%	50.6%
% of FP17s for Band 1 Urgent Courses	402	5,345	7.5%	10.4%	9.2%	9.1%
% of FP17s Relating to Free Repair or Replacements	13	5,345	0.2%	0.9%	1.0%	0.8%
% of FP17s Relating to Continuations	106	5,345	2.0%	1.1%	1.2%	1.1%
% of Patients satisfied with the dentistry they have received	2	3	N/A	91.1%	91.6%	91.4%
% of Patients satisfied with the time they had to wait for an appointment	2	3	N/A	87.5%	88.1%	87.7%

* This is based on patients treated on this contract for their most recent course of treatment. Figures in italics indicate the base number of FP17s or Patient Questionnaire responses are less than 100. N/A is shown where the base number of responses is less than 10 during the period. % is calculated as Quantity/Base number*100

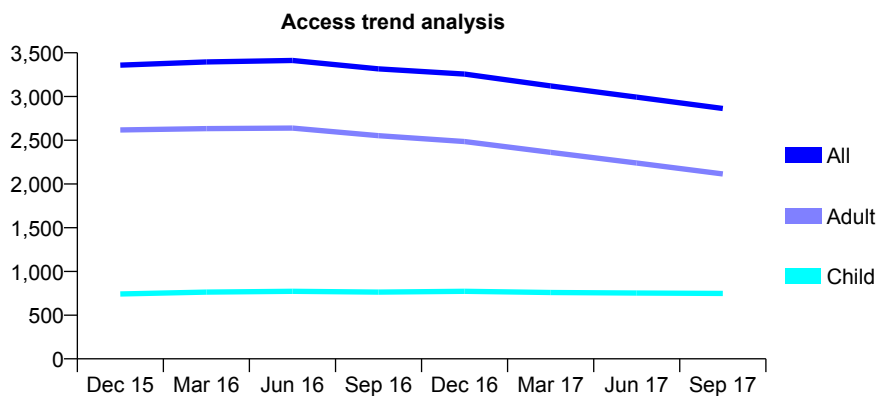
Q46 - Vital Signs At a Glance Contract Report for 163600/0001 - September 2017

Name or company name	Freedom Dental
Contract type name	GDS Contract
Purpose of contract	General
Contract start date	01/04/2006
Contract end date	

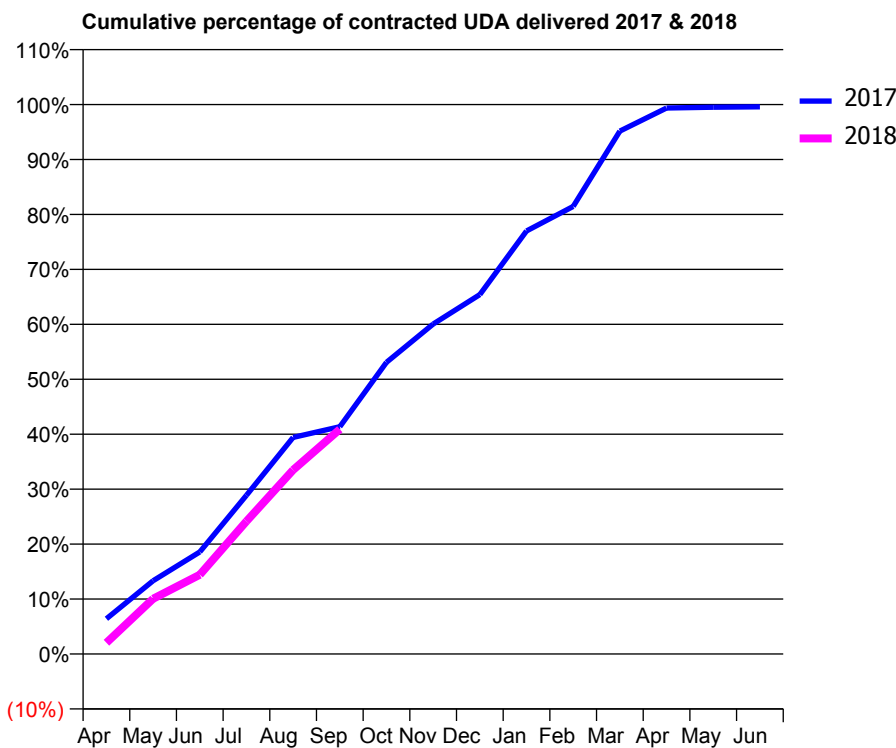
17/18 Contracted general activity (UDA)	9,486
Carry forward general activity (UDA)	0
17/18 Contracted orthodontic activity (UOA)	0
Carry forward orthodontic activity (UOA)	0
Baseline contract value	£283,924.07

ACCESS*

Patients seen in 24 months	Total	Change since previous quarter
Quarter ending September 2016	3,316	
Quarter ending December 2016	3,257	↓
Quarter ending March 2017	3,121	↓
Quarter ending June 2017	2,993	↓
Quarter ending September 2017	2,863	↓
Variance since September 2016	(13.7%)	↓



ACTIVITY



Month	Adjusted Scheduled Activity (UDA)	
	2017	2018
April	609	195
May	1,265	954
June	1,762	1,369
July	2,741	2,293
August	3,741	3,178
September	3,924	3,880
October	5,036	
November	5,697	
December	6,205	
January	7,303	
February	7,727	
March	9,027	
April	9,426	
May	9,440	
June	9,445	

QUALITY

	Quantity	Base Number	Contract	AT	Region	England
% of FP17s for the same patient ID Re-attending within 3 months - Children	36	581	6.2%	12.3%	12.8%	11.9%
% of FP17s for the same patient ID Re-attending within 3 months - Adults	195	1,515	12.9%	16.9%	16.5%	15.9%
% of FP17s for the same patient ID Re-attending between 3 & 9 months - Children	349	581	60.1%	57.6%	59.7%	58.1%
% of FP17s for the same patient ID Re-attending between 3 & 9 months - Adults	922	1,515	60.9%	50.8%	53.0%	50.6%
% of FP17s for Band 1 Urgent Courses	147	1,900	7.7%	10.4%	9.2%	9.1%
% of FP17s Relating to Free Repair or Replacements	5	1,900	0.3%	0.9%	1.0%	0.8%
% of FP17s Relating to Continuations	9	1,900	0.5%	1.1%	1.2%	1.1%
% of Patients satisfied with the dentistry they have received	2	2	N/A	91.1%	91.6%	91.4%
% of Patients satisfied with the time they had to wait for an appointment	2	2	N/A	87.5%	88.1%	87.7%

* This is based on patients treated on this contract for their most recent course of treatment. Figures in italics indicate the base number of FP17s or Patient Questionnaire responses are less than 100. N/A is shown where the base number of responses is less than 10 during the period. % is calculated as Quantity/Base number*100

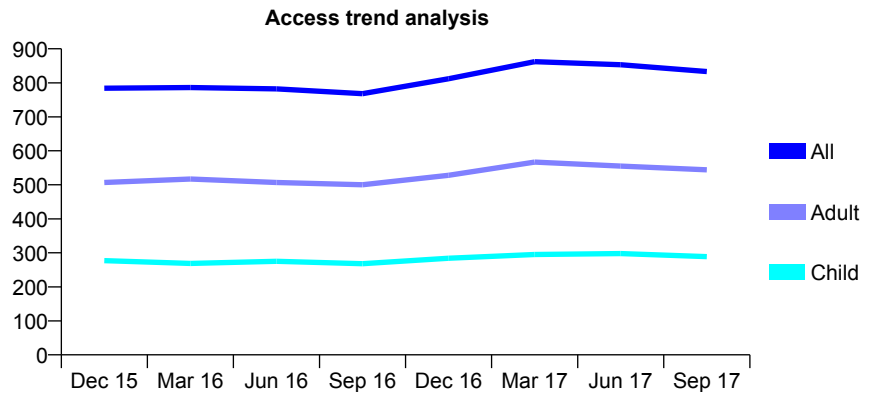
Q46 - Vital Signs At a Glance Contract Report for 163600/0002 - September 2017

Name or company name	Freedom Dental Adswood
Contract type name	GDS Contract
Purpose of contract	General
Contract start date	01/04/2006
Contract end date	

17/18 Contracted general activity (UDA)	3,500
Carry forward general activity (UDA)	0
17/18 Contracted orthodontic activity (UOA)	0
Carry forward orthodontic activity (UOA)	0
Baseline contract value	£122,823.16

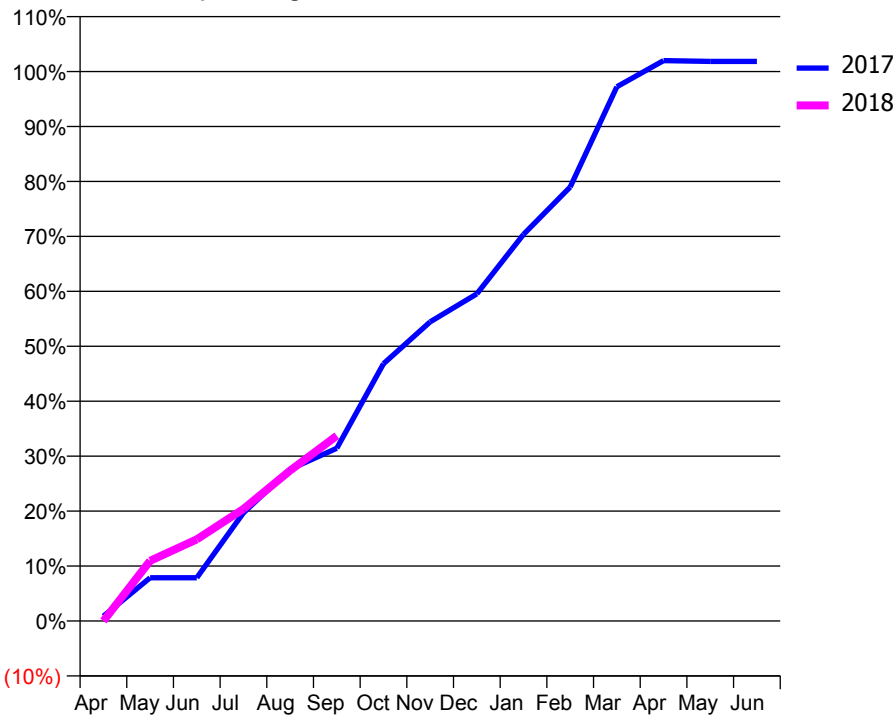
ACCESS*

Patients seen in 24 months	Total	Change since previous quarter
Quarter ending September 2016	768	
Quarter ending December 2016	812	↑
Quarter ending March 2017	862	↑
Quarter ending June 2017	853	↓
Quarter ending September 2017	833	↓
Variance since September 2016	8.5%	↑



ACTIVITY

Cumulative percentage of contracted UDA delivered 2017 & 2018



Month	Adjusted Scheduled Activity (UDA)	
	2017	2018
April	31	0
May	276	383
June	276	520
July	690	714
August	967	958
September	1,100	1,180
October	1,639	
November	1,905	
December	2,084	
January	2,463	
February	2,765	
March	3,403	
April	3,569	
May	3,564	
June	3,564	

QUALITY

	Quantity	Base Number	Contract	AT	Region	England
% of FP17s for the same patient ID Re-attending within 3 months - Children	25	281	8.9%	12.3%	12.8%	11.9%
% of FP17s for the same patient ID Re-attending within 3 months - Adults	66	263	25.1%	16.9%	16.5%	15.9%
% of FP17s for the same patient ID Re-attending between 3 & 9 months - Children	196	281	69.8%	57.6%	59.7%	58.1%
% of FP17s for the same patient ID Re-attending between 3 & 9 months - Adults	132	263	50.2%	50.8%	53.0%	50.6%
% of FP17s for Band 1 Urgent Courses	25	507	4.9%	10.4%	9.2%	9.1%
% of FP17s Relating to Free Repair or Replacements	0	507	0.0%	0.9%	1.0%	0.8%
% of FP17s Relating to Continuations	0	507	0.0%	1.1%	1.2%	1.1%
% of Patients satisfied with the dentistry they have received	0	0	N/A	91.1%	91.6%	91.4%
% of Patients satisfied with the time they had to wait for an appointment	0	0	N/A	87.5%	88.1%	87.7%

* This is based on patients treated on this contract for their most recent course of treatment. Figures in italics indicate the base number of FP17s or Patient Questionnaire responses are less than 100. N/A is shown where the base number of responses is less than 10 during the period. % is calculated as Quantity/Base number*100

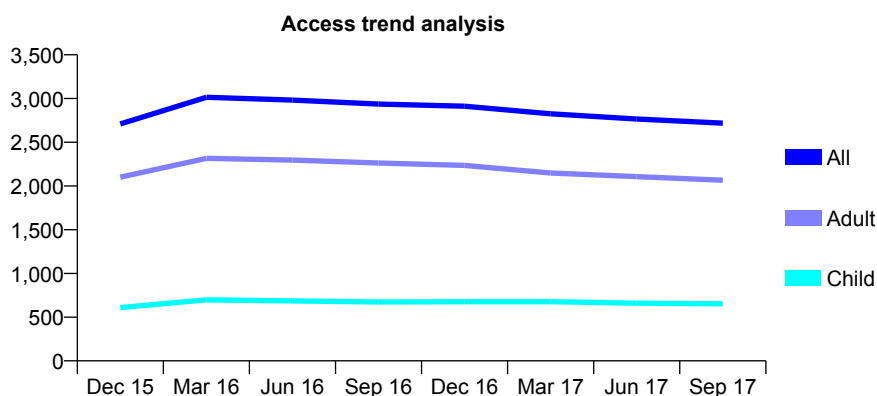
Q46 - Vital Signs At a Glance Contract Report for 163821/0001 - September 2017

Name or company name	Synergy Dental Clinic Bury Ltd
Contract type name	GDS Contract
Purpose of contract	General
Contract start date	01/04/2014
Contract end date	

17/18 Contracted general activity (UDA)	8,267
Carry forward general activity (UDA)	0
17/18 Contracted orthodontic activity (UOA)	0
Carry forward orthodontic activity (UOA)	0
Baseline contract value	£195,629.54

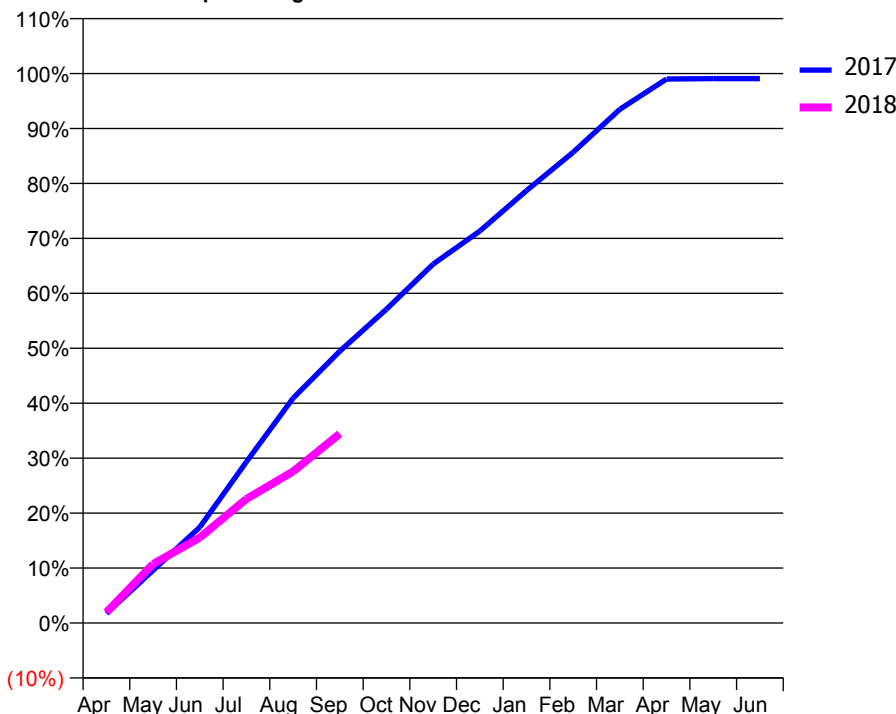
ACCESS*

Patients seen in 24 months	Total	Change since previous quarter
Quarter ending September 2016	2,936	
Quarter ending December 2016	2,912	→
Quarter ending March 2017	2,825	↓
Quarter ending June 2017	2,766	↓
Quarter ending September 2017	2,718	↓
Variance since September 2016	(7.4%)	↓



ACTIVITY

Cumulative percentage of contracted UDA delivered 2017 & 2018



Month	Adjusted Scheduled Activity (UDA)	
	2017	2018
April	143	162
May	793	888
June	1,441	1,284
July	2,426	1,867
August	3,384	2,280
September	4,089	2,847
October	4,722	
November	5,400	
December	5,898	
January	6,504	
February	7,083	
March	7,728	
April	8,184	
May	8,190	
June	8,190	

QUALITY

	Quantity	Base Number	Contract	AT	Region	England
% of FP17s for the same patient ID Re-attending within 3 months - Children	22	464	4.7%	12.3%	12.8%	11.9%
% of FP17s for the same patient ID Re-attending within 3 months - Adults	133	1,454	9.1%	16.9%	16.5%	15.9%
% of FP17s for the same patient ID Re-attending between 3 & 9 months - Children	371	464	80.0%	57.6%	59.7%	58.1%
% of FP17s for the same patient ID Re-attending between 3 & 9 months - Adults	1,053	1,454	72.4%	50.8%	53.0%	50.6%
% of FP17s for Band 1 Urgent Courses	111	1,726	6.4%	10.4%	9.2%	9.1%
% of FP17s Relating to Free Repair or Replacements	0	1,726	0.0%	0.9%	1.0%	0.8%
% of FP17s Relating to Continuations	1	1,726	0.1%	1.1%	1.2%	1.1%
% of Patients satisfied with the dentistry they have received	9	10	90.0%	91.1%	91.6%	91.4%
% of Patients satisfied with the time they had to wait for an appointment	9	10	90.0%	87.5%	88.1%	87.7%

* This is based on patients treated on this contract for their most recent course of treatment. Figures in italics indicate the base number of FP17s or Patient Questionnaire responses are less than 100. N/A is shown where the base number of responses is less than 10 during the period. % is calculated as Quantity/Base number*100

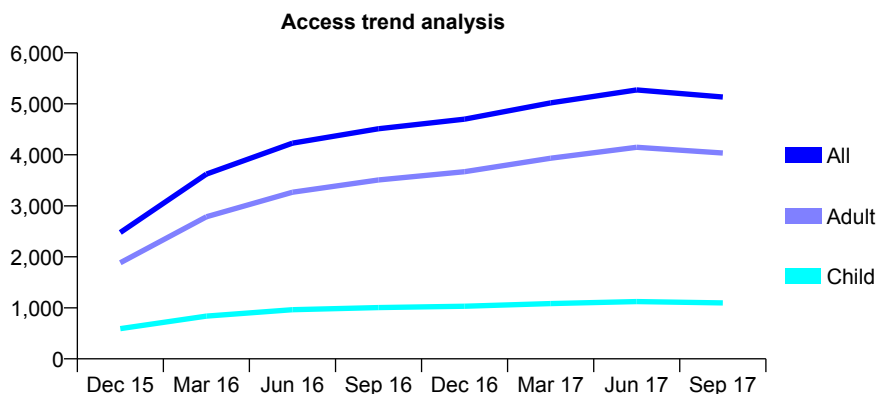
Q46 - Vital Signs At a Glance Contract Report for 164054/0001 - September 2017

Name or company name	Hope Dental Practice Limited
Contract type name	GDS Contract
Purpose of contract	General
Contract start date	01/06/2015
Contract end date	

17/18 Contracted general activity (UDA)	17,021
Carry forward general activity (UDA)	0
17/18 Contracted orthodontic activity (UOA)	0
Carry forward orthodontic activity (UOA)	0
Baseline contract value	£602,336.27

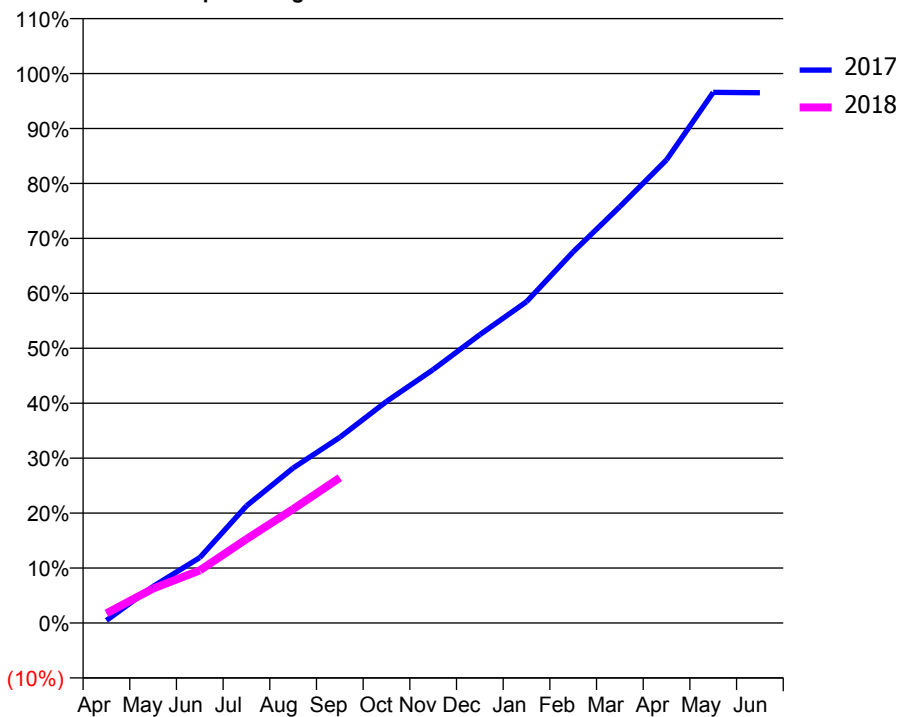
ACCESS*

Patients seen in 24 months	Total	Change since previous quarter
Quarter ending September 2016	4,512	
Quarter ending December 2016	4,700	↑
Quarter ending March 2017	5,018	↑
Quarter ending June 2017	5,271	↑
Quarter ending September 2017	5,133	↓
Variance since September 2016	13.8%	↑



ACTIVITY

Cumulative percentage of contracted UDA delivered 2017 & 2018



Month	Adjusted Scheduled Activity (UDA)	
	2017	2018
April	81	301
May	1,134	1,070
June	2,025	1,629
July	3,628	2,599
August	4,802	3,528
September	5,752	4,502
October	6,865	
November	7,850	
December	8,934	
January	9,953	
February	11,497	
March	12,896	
April	14,349	
May	16,439	
June	16,425	

QUALITY

	Quantity	Base Number	Contract	AT	Region	England
% of FP17s for the same patient ID Re-attending within 3 months - Children	104	787	13.2%	12.3%	12.8%	11.9%
% of FP17s for the same patient ID Re-attending within 3 months - Adults	438	2,717	16.1%	16.9%	16.5%	15.9%
% of FP17s for the same patient ID Re-attending between 3 & 9 months - Children	343	787	43.6%	57.6%	59.7%	58.1%
% of FP17s for the same patient ID Re-attending between 3 & 9 months - Adults	1,076	2,717	39.6%	50.8%	53.0%	50.6%
% of FP17s for Band 1 Urgent Courses	267	1,915	13.9%	10.4%	9.2%	9.1%
% of FP17s Relating to Free Repair or Replacements	37	1,915	1.9%	0.9%	1.0%	0.8%
% of FP17s Relating to Continuations	16	1,915	0.8%	1.1%	1.2%	1.1%
% of Patients satisfied with the dentistry they have received	3	4	N/A	91.1%	91.6%	91.4%
% of Patients satisfied with the time they had to wait for an appointment	2	4	N/A	87.5%	88.1%	87.7%

* This is based on patients treated on this contract for their most recent course of treatment. Figures in italics indicate the base number of FP17s or Patient Questionnaire responses are less than 100. N/A is shown where the base number of responses is less than 10 during the period. % is calculated as Quantity/Base number*100

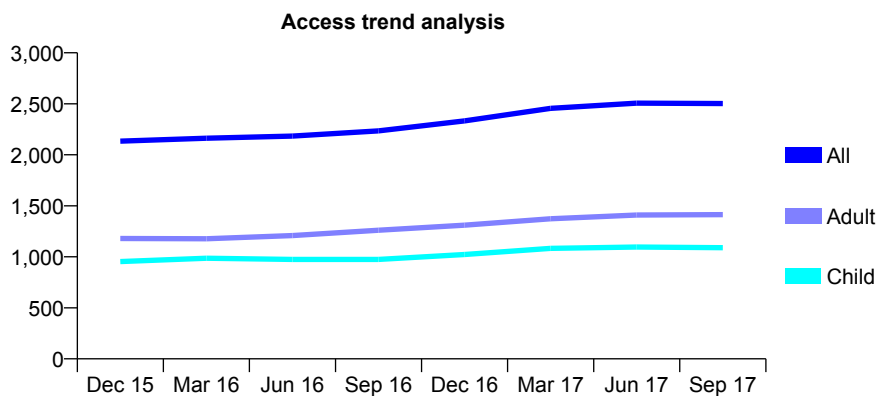
Q46 - Vital Signs At a Glance Contract Report for 165255/0001 - September 2017

Name or company name	Pritchards Dental Practice Ltd
Contract type name	GDS Contract
Purpose of contract	General
Contract start date	01/10/2013
Contract end date	

17/18 Contracted general activity (UDA)	6,428
Carry forward general activity (UDA)	0
17/18 Contracted orthodontic activity (UOA)	0
Carry forward orthodontic activity (UOA)	0
Baseline contract value	£174,320.24

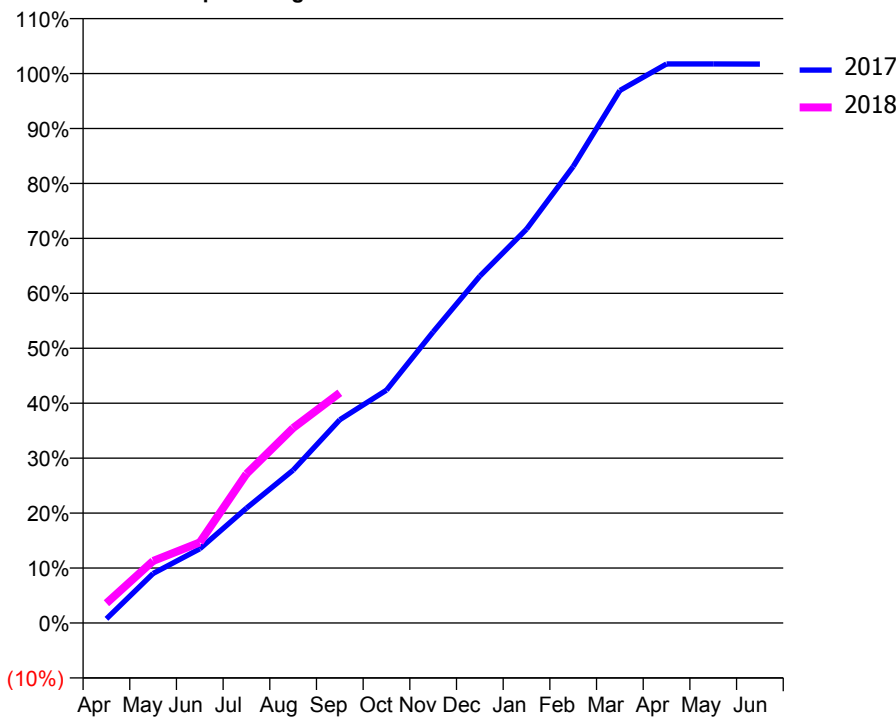
ACCESS*

Patients seen in 24 months	Total	Change since previous quarter
Quarter ending September 2016	2,235	
Quarter ending December 2016	2,333	↑
Quarter ending March 2017	2,456	↑
Quarter ending June 2017	2,506	↑
Quarter ending September 2017	2,503	→
Variance since September 2016	12.0%	↑



ACTIVITY

Cumulative percentage of contracted UDA delivered 2017 & 2018



Month	Adjusted Scheduled Activity (UDA)	
	2017	2018
April	49	231
May	580	727
June	868	943
July	1,344	1,745
August	1,788	2,281
September	2,379	2,693
October	2,724	
November	3,407	
December	4,057	
January	4,607	
February	5,340	
March	6,229	
April	6,540	
May	6,539	
June	6,538	

QUALITY

	Quantity	Base Number	Contract	AT	Region	England
% of FP17s for the same patient ID Re-attending within 3 months - Children	96	846	11.3%	12.3%	12.8%	11.9%
% of FP17s for the same patient ID Re-attending within 3 months - Adults	324	1,077	30.1%	16.9%	16.5%	15.9%
% of FP17s for the same patient ID Re-attending between 3 & 9 months - Children	526	846	62.2%	57.6%	59.7%	58.1%
% of FP17s for the same patient ID Re-attending between 3 & 9 months - Adults	492	1,077	45.7%	50.8%	53.0%	50.6%
% of FP17s for Band 1 Urgent Courses	132	1,514	8.7%	10.4%	9.2%	9.1%
% of FP17s Relating to Free Repair or Replacements	8	1,514	0.5%	0.9%	1.0%	0.8%
% of FP17s Relating to Continuations	2	1,514	0.1%	1.1%	1.2%	1.1%
% of Patients satisfied with the dentistry they have received	6	6	N/A	91.1%	91.6%	91.4%
% of Patients satisfied with the time they had to wait for an appointment	6	6	N/A	87.5%	88.1%	87.7%

* This is based on patients treated on this contract for their most recent course of treatment. Figures in italics indicate the base number of FP17s or Patient Questionnaire responses are less than 100. N/A is shown where the base number of responses is less than 10 during the period. % is calculated as Quantity/Base number*100

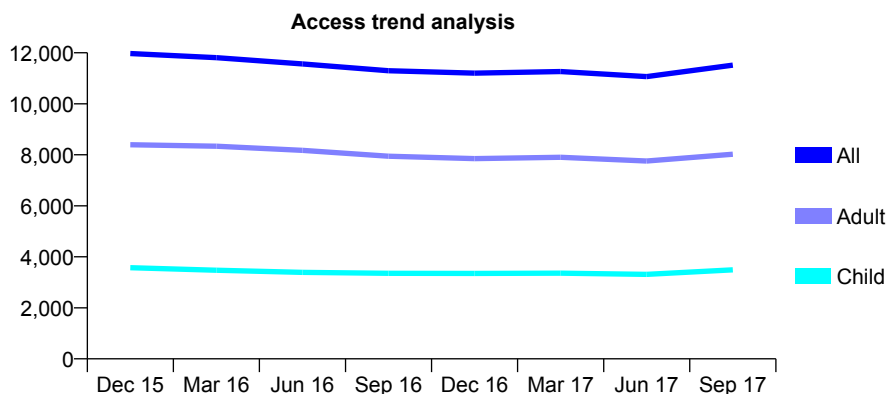
Q46 - Vital Signs At a Glance Contract Report for 165263/0001 - September 2017

Name or company name	Chariwala Smile Ltd
Contract type name	GDS Contract
Purpose of contract	General
Contract start date	01/11/2013
Contract end date	

17/18 Contracted general activity (UDA)	35,327
Carry forward general activity (UDA)	0
17/18 Contracted orthodontic activity (UOA)	0
Carry forward orthodontic activity (UOA)	0
Baseline contract value	£924,844.27

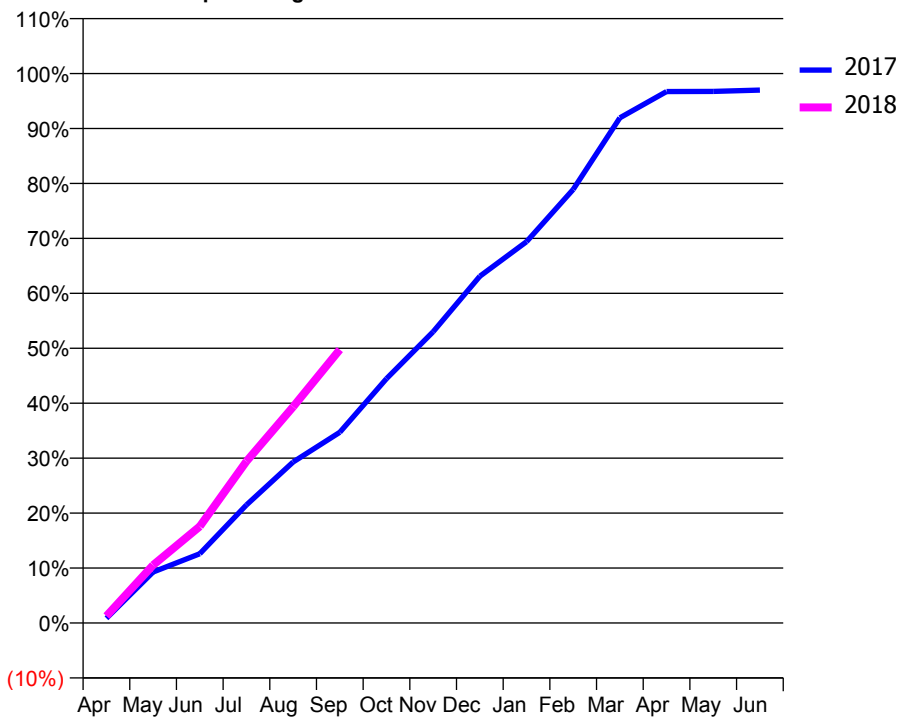
ACCESS*

Patients seen in 24 months	Total	Change since previous quarter
Quarter ending September 2016	11,298	
Quarter ending December 2016	11,200	→
Quarter ending March 2017	11,265	→
Quarter ending June 2017	11,068	↓
Quarter ending September 2017	11,514	↑
Variance since September 2016	1.9%	→



ACTIVITY

Cumulative percentage of contracted UDA delivered 2017 & 2018



Month	Adjusted Scheduled Activity (UDA)	
	2017	2018
April	306	454
May	3,276	3,728
June	4,454	6,211
July	7,589	10,391
August	10,347	13,902
September	12,262	17,577
October	15,710	
November	18,725	
December	22,296	
January	24,516	
February	27,874	
March	32,477	
April	34,168	
May	34,178	
June	34,257	

QUALITY

	Quantity	Base Number	Contract	AT	Region	England
% of FP17s for the same patient ID Re-attending within 3 months - Children	188	2,737	6.9%	12.3%	12.8%	11.9%
% of FP17s for the same patient ID Re-attending within 3 months - Adults	899	6,024	14.9%	16.9%	16.5%	15.9%
% of FP17s for the same patient ID Re-attending between 3 & 9 months - Children	1,686	2,737	61.6%	57.6%	59.7%	58.1%
% of FP17s for the same patient ID Re-attending between 3 & 9 months - Adults	3,060	6,024	50.8%	50.8%	53.0%	50.6%
% of FP17s for Band 1 Urgent Courses	543	8,037	6.8%	10.4%	9.2%	9.1%
% of FP17s Relating to Free Repair or Replacements	30	8,037	0.4%	0.9%	1.0%	0.8%
% of FP17s Relating to Continuations	153	8,037	1.9%	1.1%	1.2%	1.1%
% of Patients satisfied with the dentistry they have received	9	9	N/A	91.1%	91.6%	91.4%
% of Patients satisfied with the time they had to wait for an appointment	8	9	N/A	87.5%	88.1%	87.7%

* This is based on patients treated on this contract for their most recent course of treatment. Figures in italics indicate the base number of FP17s or Patient Questionnaire responses are less than 100. N/A is shown where the base number of responses is less than 10 during the period. % is calculated as Quantity/Base number*100

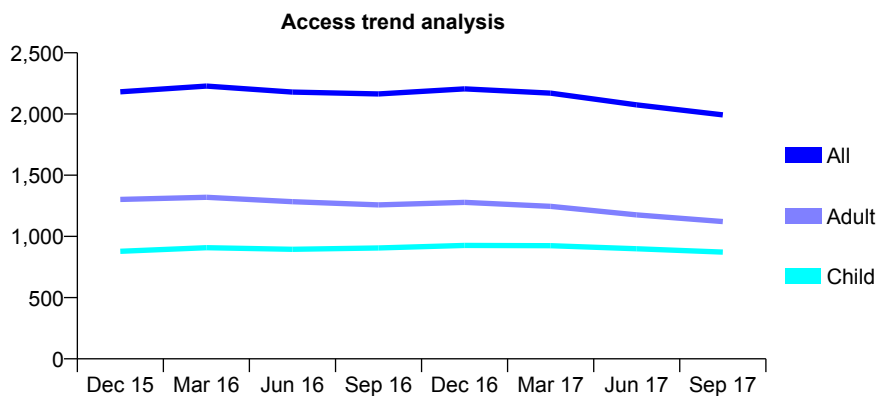
Q46 - Vital Signs At a Glance Contract Report for 165433/0001 - September 2017

Name or company name	Park House Brinnington
Contract type name	GDS Contract
Purpose of contract	General
Contract start date	01/01/2011
Contract end date	

17/18 Contracted general activity (UDA)	6,500
Carry forward general activity (UDA)	0
17/18 Contracted orthodontic activity (UOA)	0
Carry forward orthodontic activity (UOA)	0
Baseline contract value	£169,020.54

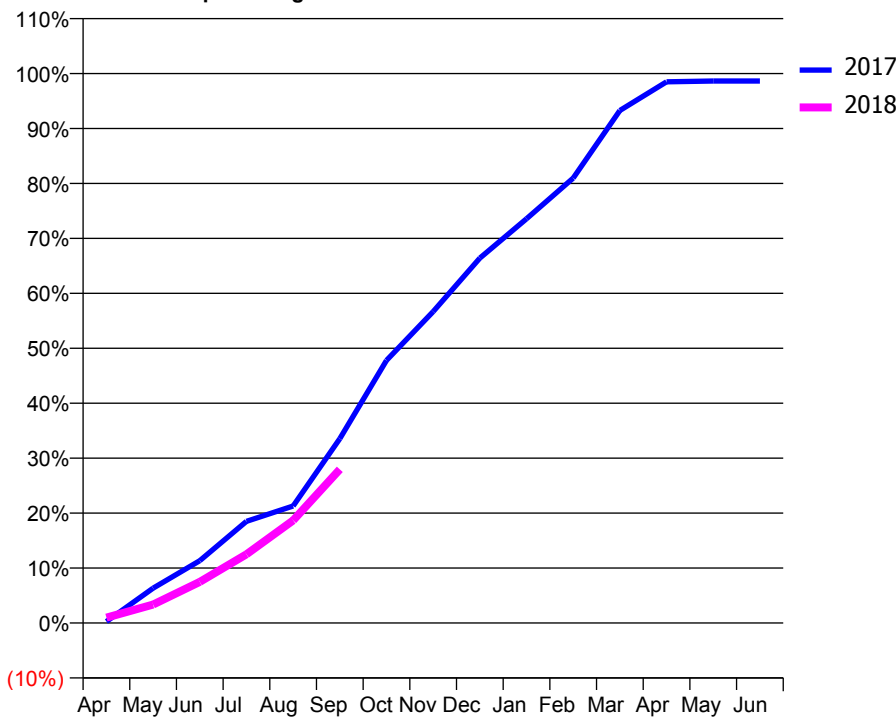
ACCESS*

Patients seen in 24 months	Total	Change since previous quarter
Quarter ending September 2016	2,164	
Quarter ending December 2016	2,205	→
Quarter ending March 2017	2,170	↓
Quarter ending June 2017	2,075	↓
Quarter ending September 2017	1,993	↓
Variance since September 2016	(7.9%)	↓



ACTIVITY

Cumulative percentage of contracted UDA delivered 2017 & 2018



Adjusted Scheduled Activity (UDA)

Month	2017	2018
April	18	63
May	413	219
June	737	487
July	1,202	813
August	1,384	1,214
September	2,180	1,817
October	3,106	
November	3,685	
December	4,316	
January	4,782	
February	5,263	
March	6,063	
April	6,402	
May	6,411	
June	6,411	

QUALITY

	Quantity	Base Number	Contract	AT	Region	England
% of FP17s for the same patient ID Re-attending within 3 months - Children	23	422	5.5%	12.3%	12.8%	11.9%
% of FP17s for the same patient ID Re-attending within 3 months - Adults	62	453	13.7%	16.9%	16.5%	15.9%
% of FP17s for the same patient ID Re-attending between 3 & 9 months - Children	163	422	38.6%	57.6%	59.7%	58.1%
% of FP17s for the same patient ID Re-attending between 3 & 9 months - Adults	153	453	33.8%	50.8%	53.0%	50.6%
% of FP17s for Band 1 Urgent Courses	88	741	11.9%	10.4%	9.2%	9.1%
% of FP17s Relating to Free Repair or Replacements	7	741	0.9%	0.9%	1.0%	0.8%
% of FP17s Relating to Continuations	2	741	0.3%	1.1%	1.2%	1.1%
% of Patients satisfied with the dentistry they have received	1	1	N/A	91.1%	91.6%	91.4%
% of Patients satisfied with the time they had to wait for an appointment	1	1	N/A	87.5%	88.1%	87.7%

* This is based on patients treated on this contract for their most recent course of treatment. Figures in italics indicate the base number of FP17s or Patient Questionnaire responses are less than 100. N/A is shown where the base number of responses is less than 10 during the period. % is calculated as Quantity/Base number*100

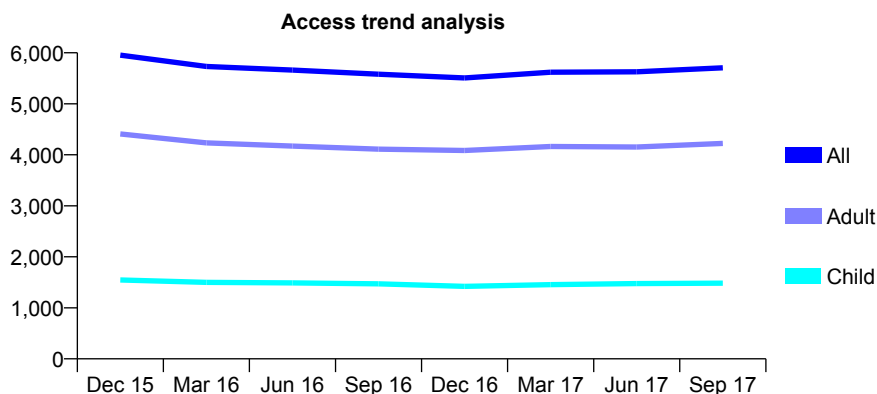
Q46 - Vital Signs At a Glance Contract Report for 165905/0001 - September 2017

Name or company name	New Moston Dental Centre
Contract type name	GDS Contract
Purpose of contract	General
Contract start date	01/04/2009
Contract end date	

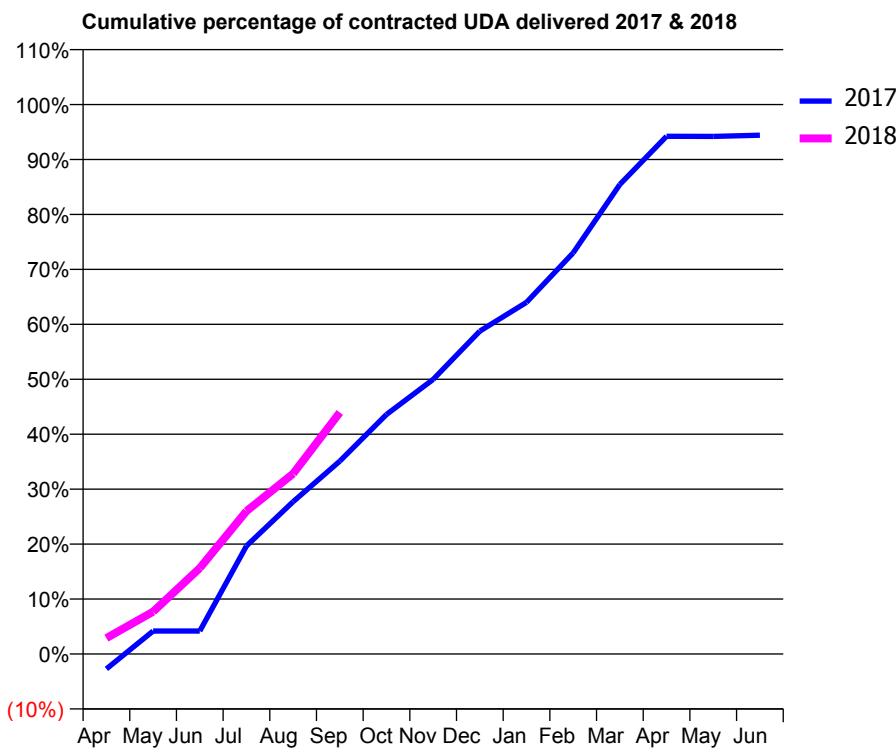
17/18 Contracted general activity (UDA)	19,540
Carry forward general activity (UDA)	0
17/18 Contracted orthodontic activity (UOA)	0
Carry forward orthodontic activity (UOA)	0
Baseline contract value	£588,294.22

ACCESS*

Patients seen in 24 months	Total	Change since previous quarter
Quarter ending September 2016	5,581	
Quarter ending December 2016	5,506	↓
Quarter ending March 2017	5,619	↑
Quarter ending June 2017	5,627	→
Quarter ending September 2017	5,707	→
Variance since September 2016	2.3%	↑



ACTIVITY



Month	Adjusted Scheduled Activity (UDA)	
	2017	2018
April	-535	568
May	816	1,505
June	816	3,055
July	3,844	5,082
August	5,418	6,413
September	6,858	8,588
October	8,521	
November	9,767	
December	11,484	
January	12,507	
February	14,266	
March	16,698	
April	18,408	
May	18,406	
June	18,448	

QUALITY

	Quantity	Base Number	Contract	AT	Region	England
% of FP17s for the same patient ID Re-attending within 3 months - Children	157	1,210	13.0%	12.3%	12.8%	11.9%
% of FP17s for the same patient ID Re-attending within 3 months - Adults	402	3,209	12.5%	16.9%	16.5%	15.9%
% of FP17s for the same patient ID Re-attending between 3 & 9 months - Children	699	1,210	57.8%	57.6%	59.7%	58.1%
% of FP17s for the same patient ID Re-attending between 3 & 9 months - Adults	1,882	3,209	58.6%	50.8%	53.0%	50.6%
% of FP17s for Band 1 Urgent Courses	269	3,873	6.9%	10.4%	9.2%	9.1%
% of FP17s Relating to Free Repair or Replacements	24	3,873	0.6%	0.9%	1.0%	0.8%
% of FP17s Relating to Continuations	37	3,873	1.0%	1.1%	1.2%	1.1%
% of Patients satisfied with the dentistry they have received	4	4	N/A	91.1%	91.6%	91.4%
% of Patients satisfied with the time they had to wait for an appointment	4	4	N/A	87.5%	88.1%	87.7%

* This is based on patients treated on this contract for their most recent course of treatment. Figures in italics indicate the base number of FP17s or Patient Questionnaire responses are less than 100. N/A is shown where the base number of responses is less than 10 during the period. % is calculated as Quantity/Base number*100

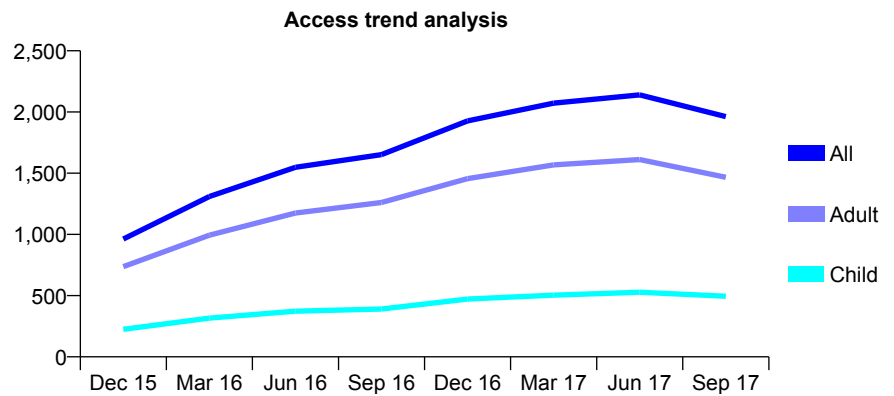
Q46 - Vital Signs At a Glance Contract Report for 166049/0001 - September 2017

Name or company name	MISS R DHARIWAL
Contract type name	GDS Contract
Purpose of contract	General
Contract start date	01/07/2015
Contract end date	

17/18 Contracted general activity (UDA)	8,633
Carry forward general activity (UDA)	0
17/18 Contracted orthodontic activity (UOA)	0
Carry forward orthodontic activity (UOA)	0
Baseline contract value	£232,963.77

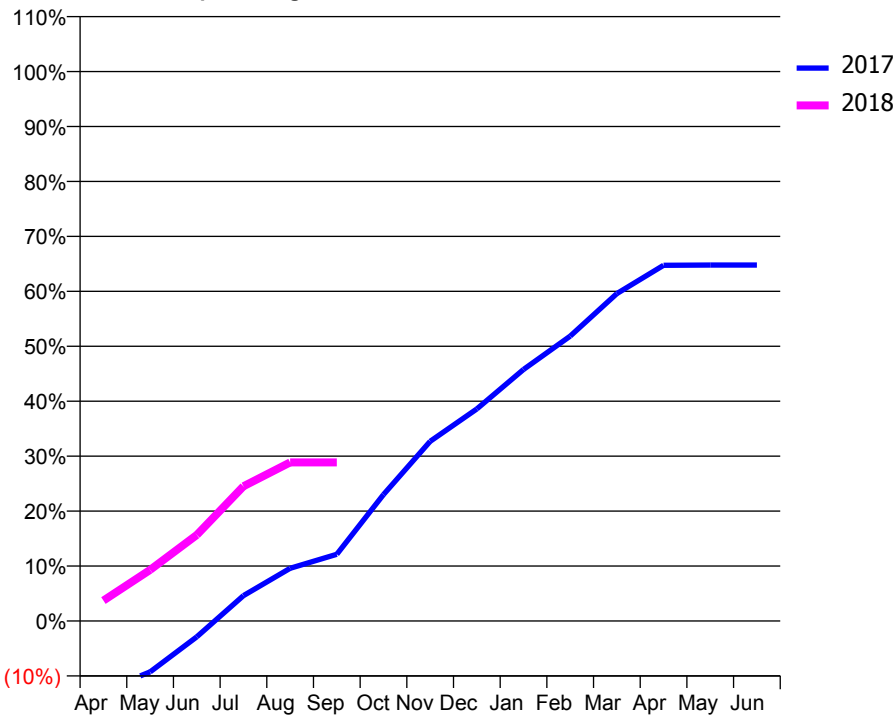
ACCESS*

Patients seen in 24 months	Total	Change since previous quarter
Quarter ending September 2016	1,652	
Quarter ending December 2016	1,928	↑
Quarter ending March 2017	2,072	↑
Quarter ending June 2017	2,140	↑
Quarter ending September 2017	1,962	↓
Variance since September 2016	18.8%	↑



ACTIVITY

Cumulative percentage of contracted UDA delivered 2017 & 2018



Month	Adjusted Scheduled Activity (UDA)	
	2017	2018
April	-1,099	323
May	-801	803
June	-251	1,352
July	400	2,116
August	829	2,492
September	1,049	2,492
October	1,988	
November	2,823	
December	3,332	
January	3,952	
February	4,475	
March	5,143	
April	5,589	
May	5,592	
June	5,593	

QUALITY

	Quantity	Base Number	Contract	AT	Region	England
% of FP17s for the same patient ID Re-attending within 3 months - Children	114	476	23.9%	12.3%	12.8%	11.9%
% of FP17s for the same patient ID Re-attending within 3 months - Adults	179	904	19.8%	16.9%	16.5%	15.9%
% of FP17s for the same patient ID Re-attending between 3 & 9 months - Children	267	476	56.1%	57.6%	59.7%	58.1%
% of FP17s for the same patient ID Re-attending between 3 & 9 months - Adults	482	904	53.3%	50.8%	53.0%	50.6%
% of FP17s for Band 1 Urgent Courses	177	1,207	14.7%	10.4%	9.2%	9.1%
% of FP17s Relating to Free Repair or Replacements	7	1,207	0.6%	0.9%	1.0%	0.8%
% of FP17s Relating to Continuations	11	1,207	0.9%	1.1%	1.2%	1.1%
% of Patients satisfied with the dentistry they have received	1	2	N/A	91.1%	91.6%	91.4%
% of Patients satisfied with the time they had to wait for an appointment	1	2	N/A	87.5%	88.1%	87.7%

* This is based on patients treated on this contract for their most recent course of treatment. Figures in italics indicate the base number of FP17s or Patient Questionnaire responses are less than 100. N/A is shown where the base number of responses is less than 10 during the period. % is calculated as Quantity/Base number*100

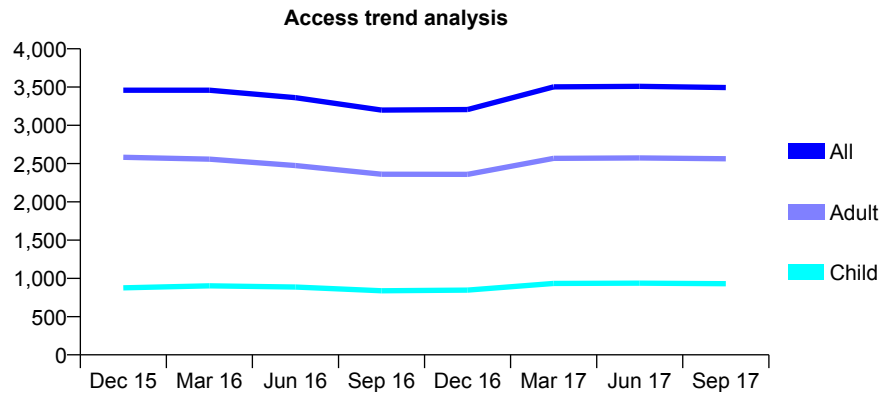
Q46 - Vital Signs At a Glance Contract Report for 166081/0001 - September 2017

Name or company name	Brooks Bar Dental Practice
Contract type name	GDS Contract
Purpose of contract	General
Contract start date	26/07/2013
Contract end date	

17/18 Contracted general activity (UDA)	14,264
Carry forward general activity (UDA)	0
17/18 Contracted orthodontic activity (UOA)	0
Carry forward orthodontic activity (UOA)	0
Baseline contract value	£438,836.53

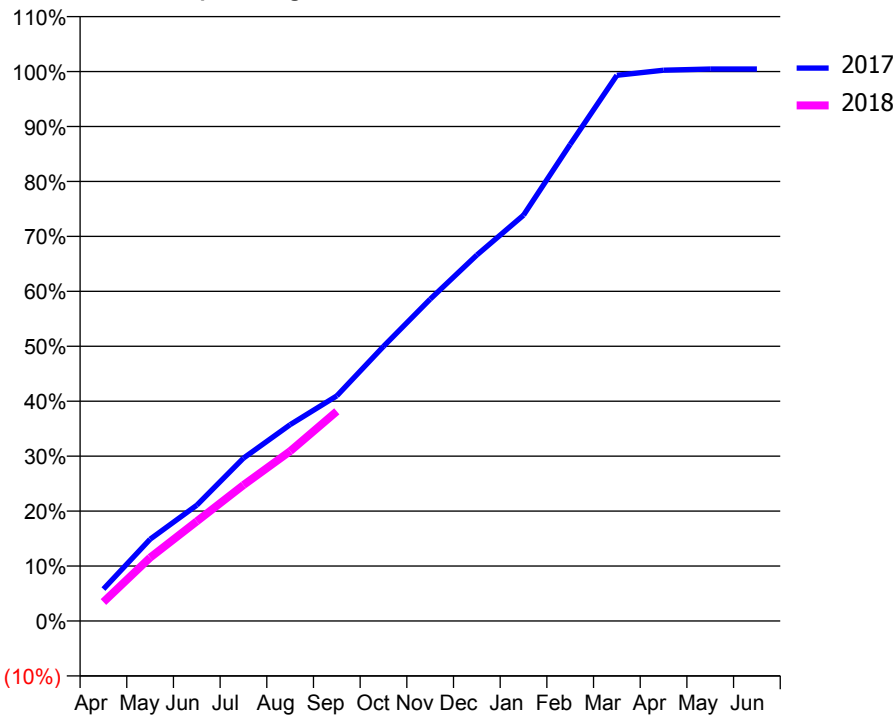
ACCESS*

Patients seen in 24 months	Total	Change since previous quarter
Quarter ending September 2016	3,199	
Quarter ending December 2016	3,206	→
Quarter ending March 2017	3,502	↑
Quarter ending June 2017	3,509	→
Quarter ending September 2017	3,493	→
Variance since September 2016	9.2%	↑



ACTIVITY

Cumulative percentage of contracted UDA delivered 2017 & 2018



Month	Adjusted Scheduled Activity (UDA)	
	2017	2018
April	828	494
May	2,123	1,647
June	3,006	2,587
July	4,228	3,528
August	5,098	4,409
September	5,843	5,444
October	7,128	
November	8,356	
December	9,499	
January	10,535	
February	12,373	
March	14,165	
April	14,297	
May	14,329	
June	14,329	

QUALITY

	Quantity	Base Number	Contract	AT	Region	England
% of FP17s for the same patient ID Re-attending within 3 months - Children	16	471	3.4%	12.3%	12.8%	11.9%
% of FP17s for the same patient ID Re-attending within 3 months - Adults	112	1,116	10.0%	16.9%	16.5%	15.9%
% of FP17s for the same patient ID Re-attending between 3 & 9 months - Children	177	471	37.6%	57.6%	59.7%	58.1%
% of FP17s for the same patient ID Re-attending between 3 & 9 months - Adults	378	1,116	33.9%	50.8%	53.0%	50.6%
% of FP17s for Band 1 Urgent Courses	90	1,553	5.8%	10.4%	9.2%	9.1%
% of FP17s Relating to Free Repair or Replacements	8	1,553	0.5%	0.9%	1.0%	0.8%
% of FP17s Relating to Continuations	23	1,553	1.5%	1.1%	1.2%	1.1%
% of Patients satisfied with the dentistry they have received	3	3	N/A	91.1%	91.6%	91.4%
% of Patients satisfied with the time they had to wait for an appointment	2	3	N/A	87.5%	88.1%	87.7%

* This is based on patients treated on this contract for their most recent course of treatment. Figures in italics indicate the base number of FP17s or Patient Questionnaire responses are less than 100. N/A is shown where the base number of responses is less than 10 during the period. % is calculated as Quantity/Base number*100

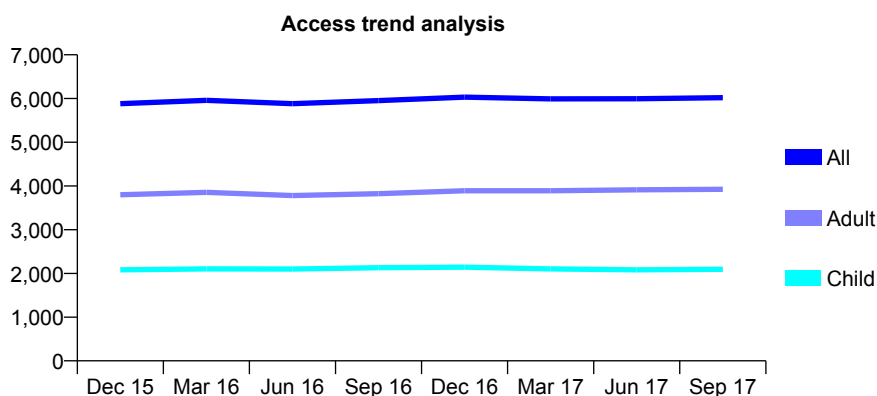
Q46 - Vital Signs At a Glance Contract Report for 166405/0001 - September 2017

Name or company name	Penny Meadow Dental Care Limited
Contract type name	GDS Contract
Purpose of contract	General
Contract start date	01/01/2014
Contract end date	

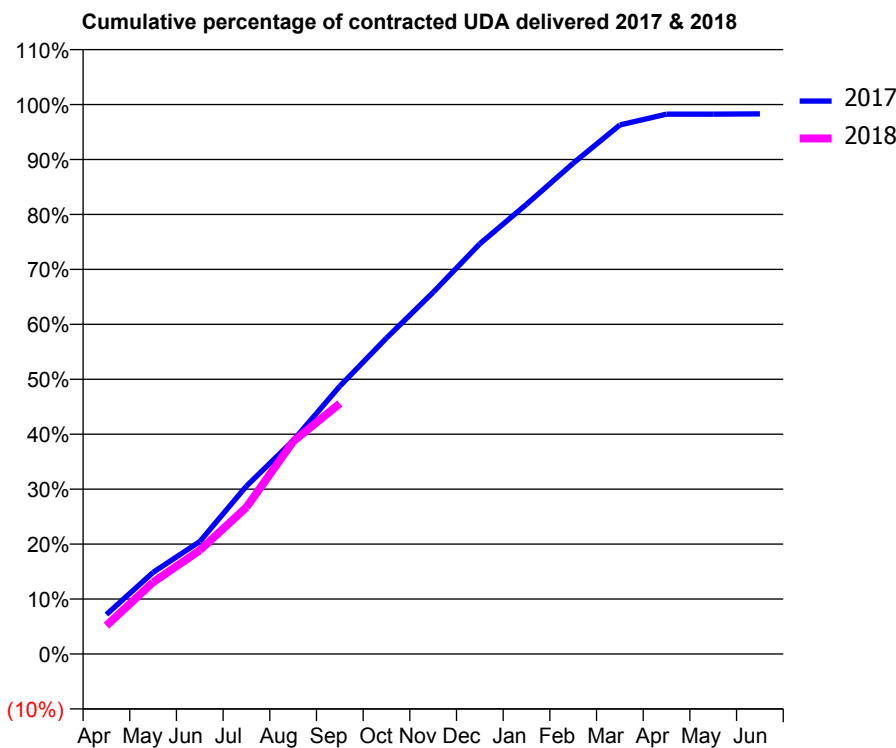
17/18 Contracted general activity (UDA)	16,838
Carry forward general activity (UDA)	0
17/18 Contracted orthodontic activity (UOA)	0
Carry forward orthodontic activity (UOA)	0
Baseline contract value	£473,154.49

ACCESS*

Patients seen in 24 months	Total	Change since previous quarter
Quarter ending September 2016	5,952	
Quarter ending December 2016	6,033	→
Quarter ending March 2017	5,993	→
Quarter ending June 2017	5,995	→
Quarter ending September 2017	6,020	→
Variance since September 2016	1.1%	→



ACTIVITY



Month	Adjusted Scheduled Activity (UDA)	
	2017	2018
April	1,211	869
May	2,501	2,201
June	3,448	3,175
July	5,147	4,495
August	6,541	6,512
September	8,206	7,677
October	9,682	
November	11,083	
December	12,573	
January	13,779	
February	15,039	
March	16,210	
April	16,544	
May	16,541	
June	16,552	

QUALITY

	Quantity	Base Number	Contract	AT	Region	England
% of FP17s for the same patient ID Re-attending within 3 months - Children	120	1,722	7.0%	12.3%	12.8%	11.9%
% of FP17s for the same patient ID Re-attending within 3 months - Adults	281	2,621	10.7%	16.9%	16.5%	15.9%
% of FP17s for the same patient ID Re-attending between 3 & 9 months - Children	1,116	1,722	64.8%	57.6%	59.7%	58.1%
% of FP17s for the same patient ID Re-attending between 3 & 9 months - Adults	1,203	2,621	45.9%	50.8%	53.0%	50.6%
% of FP17s for Band 1 Urgent Courses	407	4,128	9.9%	10.4%	9.2%	9.1%
% of FP17s Relating to Free Repair or Replacements	22	4,128	0.5%	0.9%	1.0%	0.8%
% of FP17s Relating to Continuations	8	4,128	0.2%	1.1%	1.2%	1.1%
% of Patients satisfied with the dentistry they have received	1	1	N/A	91.1%	91.6%	91.4%
% of Patients satisfied with the time they had to wait for an appointment	1	1	N/A	87.5%	88.1%	87.7%

* This is based on patients treated on this contract for their most recent course of treatment. Figures in italics indicate the base number of FP17s or Patient Questionnaire responses are less than 100. N/A is shown where the base number of responses is less than 10 during the period. % is calculated as Quantity/Base number*100

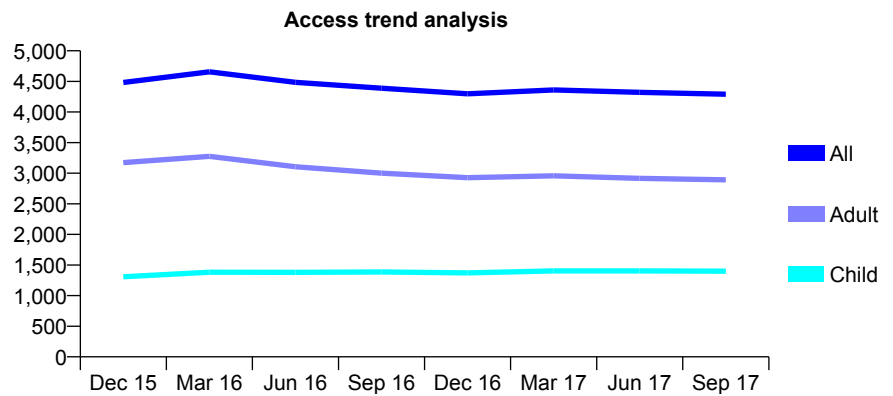
Q46 - Vital Signs At a Glance Contract Report for 166707/0001 - September 2017

Name or company name	151 Dental Ltd
Contract type name	GDS Contract
Purpose of contract	General
Contract start date	01/08/2007
Contract end date	

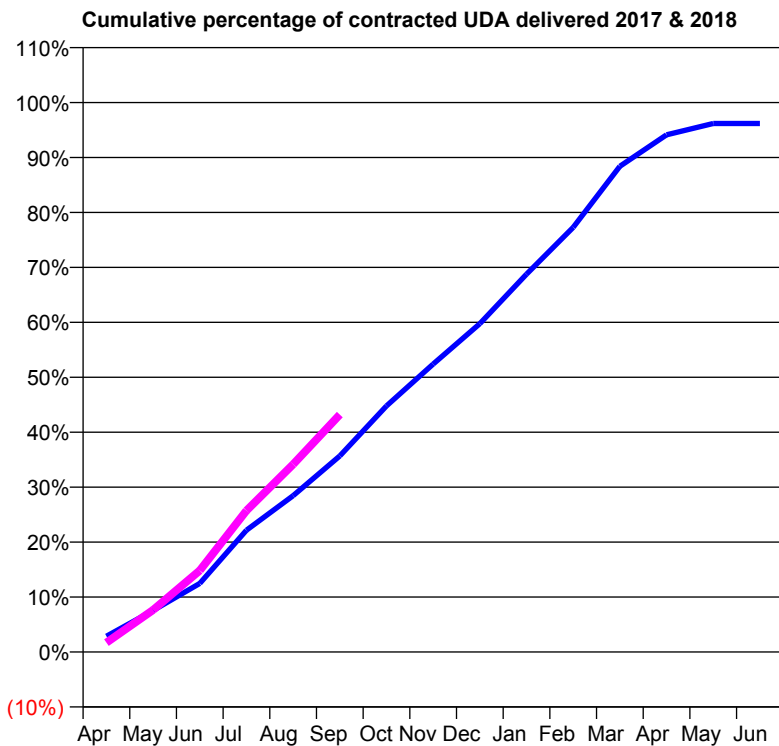
17/18 Contracted general activity (UDA)	18,209
Carry forward general activity (UDA)	0
17/18 Contracted orthodontic activity (UOA)	0
Carry forward orthodontic activity (UOA)	0
Baseline contract value	£469,865.69

ACCESS*

Patients seen in 24 months	Total	Change since previous quarter
Quarter ending September 2016	4,388	
Quarter ending December 2016	4,298	↓
Quarter ending March 2017	4,361	→
Quarter ending June 2017	4,321	→
Quarter ending September 2017	4,291	→
Variance since September 2016	(2.2%)	↓



ACTIVITY



Month	Adjusted Scheduled Activity (UDA)	
	2017	2018
April	524	311
May	1,377	1,396
June	2,273	2,700
July	4,036	4,688
August	5,183	6,219
September	6,500	7,870
October	8,155	
November	9,542	
December	10,882	
January	12,522	
February	14,069	
March	16,097	
April	17,139	
May	17,515	
June	17,515	

QUALITY

	Quantity	Base Number	Contract	AT	Region	England
% of FP17s for the same patient ID Re-attending within 3 months - Children	334	1,453	23.0%	12.3%	12.8%	11.9%
% of FP17s for the same patient ID Re-attending within 3 months - Adults	560	2,496	22.4%	16.9%	16.5%	15.9%
% of FP17s for the same patient ID Re-attending between 3 & 9 months - Children	865	1,453	59.5%	57.6%	59.7%	58.1%
% of FP17s for the same patient ID Re-attending between 3 & 9 months - Adults	1,348	2,496	54.0%	50.8%	53.0%	50.6%
% of FP17s for Band 1 Urgent Courses	343	3,501	9.8%	10.4%	9.2%	9.1%
% of FP17s Relating to Free Repair or Replacements	24	3,501	0.7%	0.9%	1.0%	0.8%
% of FP17s Relating to Continuations	16	3,501	0.5%	1.1%	1.2%	1.1%
% of Patients satisfied with the dentistry they have received	9	10	90.0%	91.1%	91.6%	91.4%
% of Patients satisfied with the time they had to wait for an appointment	10	10	100.0%	87.5%	88.1%	87.7%

* This is based on patients treated on this contract for their most recent course of treatment. Figures in italics indicate the base number of FP17s or Patient Questionnaire responses are less than 100. N/A is shown where the base number of responses is less than 10 during the period. % is calculated as Quantity/Base number*100

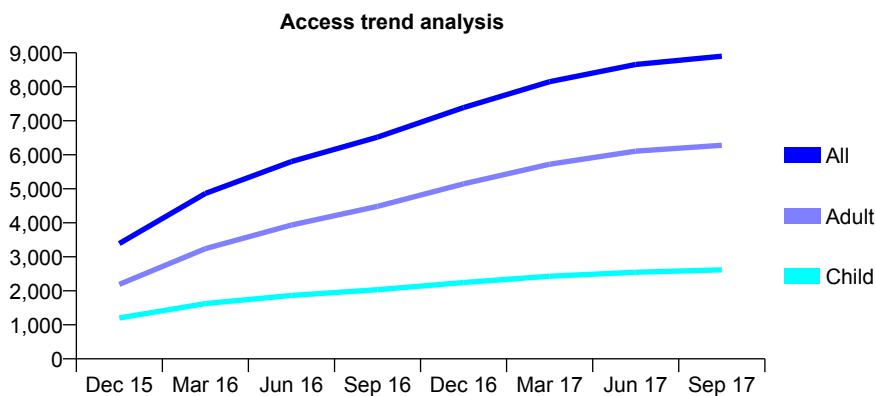
Q46 - Vital Signs At a Glance Contract Report for 167312/0001 - September 2017

Name or company name	Mellor, Wilkinson and Shokraee
Contract type name	GDS Contract
Purpose of contract	General
Contract start date	01/06/2015
Contract end date	

17/18 Contracted general activity (UDA)	21,353
Carry forward general activity (UDA)	0
17/18 Contracted orthodontic activity (UOA)	0
Carry forward orthodontic activity (UOA)	0
Baseline contract value	£692,884.81

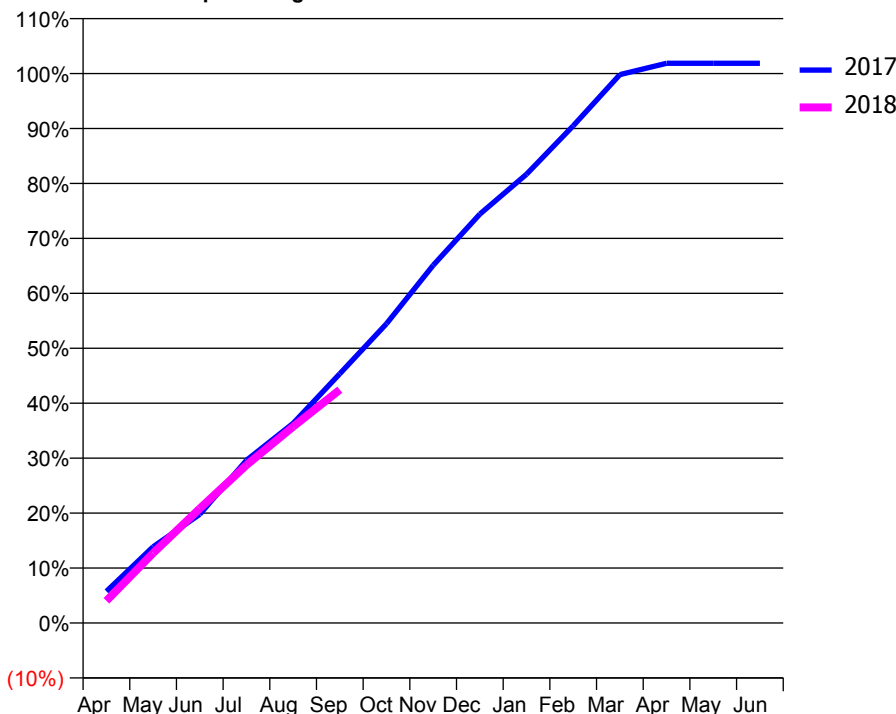
ACCESS*

Patients seen in 24 months	Total	Change since previous quarter
Quarter ending September 2016	6,519	
Quarter ending December 2016	7,392	↑
Quarter ending March 2017	8,150	↑
Quarter ending June 2017	8,655	↑
Quarter ending September 2017	8,899	↑
Variance since September 2016	36.5%	↑



ACTIVITY

Cumulative percentage of contracted UDA delivered 2017 & 2018



Month	Adjusted Scheduled Activity (UDA)	
	2017	2018
April	1,232	861
May	2,961	2,717
June	4,224	4,448
July	6,325	6,139
August	7,758	7,629
September	9,688	9,064
October	11,631	
November	13,898	
December	15,887	
January	17,439	
February	19,319	
March	21,312	
April	21,753	
May	21,750	
June	21,750	

QUALITY

	Quantity	Base Number	Contract	AT	Region	England
% of FP17s for the same patient ID Re-attending within 3 months - Children	168	2,026	8.3%	12.3%	12.8%	11.9%
% of FP17s for the same patient ID Re-attending within 3 months - Adults	528	3,728	14.2%	16.9%	16.5%	15.9%
% of FP17s for the same patient ID Re-attending between 3 & 9 months - Children	1,193	2,026	58.9%	57.6%	59.7%	58.1%
% of FP17s for the same patient ID Re-attending between 3 & 9 months - Adults	1,698	3,728	45.5%	50.8%	53.0%	50.6%
% of FP17s for Band 1 Urgent Courses	420	4,185	10.0%	10.4%	9.2%	9.1%
% of FP17s Relating to Free Repair or Replacements	16	4,185	0.4%	0.9%	1.0%	0.8%
% of FP17s Relating to Continuations	50	4,185	1.2%	1.1%	1.2%	1.1%
% of Patients satisfied with the dentistry they have received	9	9	N/A	91.1%	91.6%	91.4%
% of Patients satisfied with the time they had to wait for an appointment	6	9	N/A	87.5%	88.1%	87.7%

* This is based on patients treated on this contract for their most recent course of treatment. Figures in italics indicate the base number of FP17s or Patient Questionnaire responses are less than 100. N/A is shown where the base number of responses is less than 10 during the period. % is calculated as Quantity/Base number*100

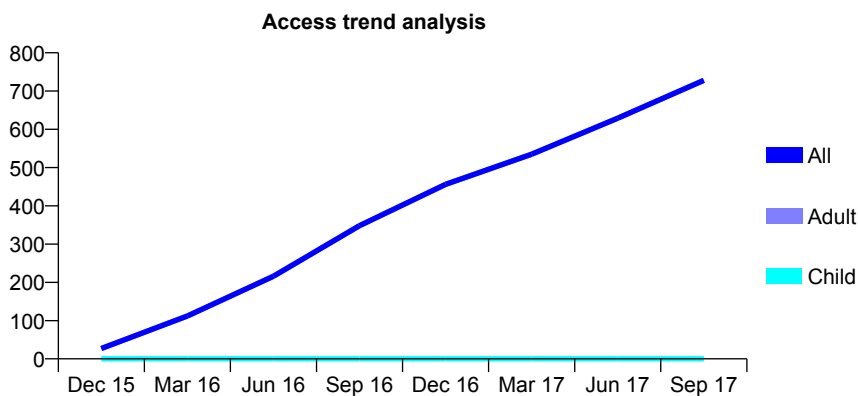
Q46 - Vital Signs At a Glance Contract Report for 167312/0002 - September 2017

Name or company name	Mellor, Wilkinson and Shokraee
Contract type name	GDS Contract
Purpose of contract	General
Contract start date	01/11/2015
Contract end date	

17/18 Contracted general activity (UDA)	2,000
Carry forward general activity (UDA)	0
17/18 Contracted orthodontic activity (UOA)	0
Carry forward orthodontic activity (UOA)	0
Baseline contract value	£170,299.38

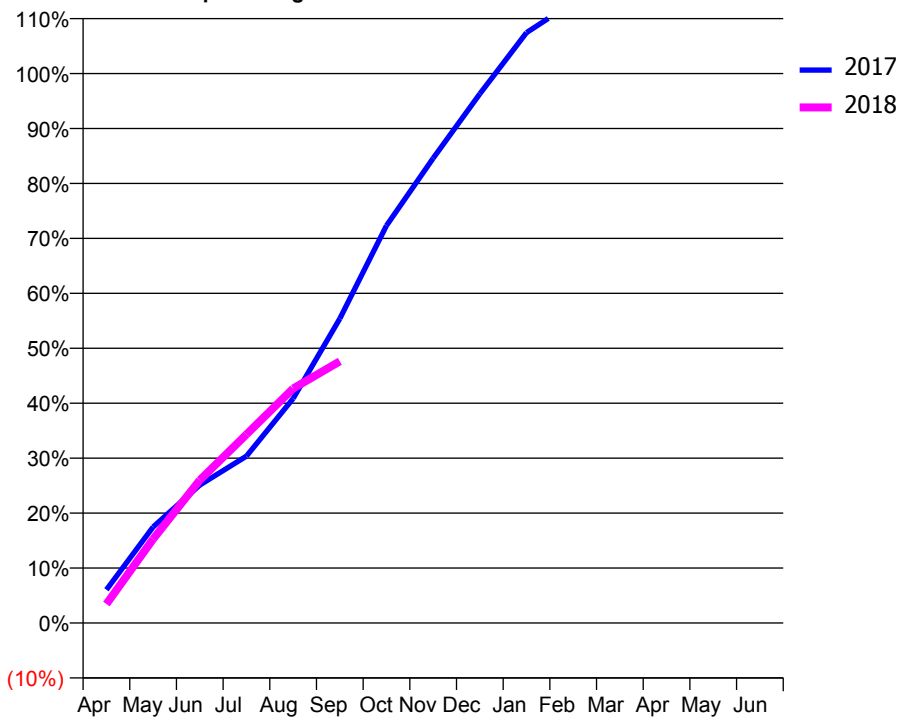
ACCESS*

Patients seen in 24 months	Total	Change since previous quarter
Quarter ending September 2016	348	
Quarter ending December 2016	456	↑
Quarter ending March 2017	535	↑
Quarter ending June 2017	629	↑
Quarter ending September 2017	728	↑
Variance since September 2016	109.2%	↑



ACTIVITY

Cumulative percentage of contracted UDA delivered 2017 & 2018



Month	Adjusted Scheduled Activity (UDA)	
	2017	2018
April	121	69
May	350	306
June	502	520
July	607	686
August	817	854
September	1,108	953
October	1,446	
November	1,692	
December	1,926	
January	2,149	
February	2,259	
March	2,365	
April	2,525	
May	2,553	
June	2,553	

QUALITY

	Quantity	Base Number	Contract	AT	Region	England
% of FP17s for the same patient ID Re-attending within 3 months - Children	0	0	N/A	12.3%	12.8%	11.9%
% of FP17s for the same patient ID Re-attending within 3 months - Adults	10	291	3.4%	16.9%	16.5%	15.9%
% of FP17s for the same patient ID Re-attending between 3 & 9 months - Children	0	0	N/A	57.6%	59.7%	58.1%
% of FP17s for the same patient ID Re-attending between 3 & 9 months - Adults	30	291	10.3%	50.8%	53.0%	50.6%
% of FP17s for Band 1 Urgent Courses	84	241	34.9%	10.4%	9.2%	9.1%
% of FP17s Relating to Free Repair or Replacements	0	241	0.0%	0.9%	1.0%	0.8%
% of FP17s Relating to Continuations	0	241	0.0%	1.1%	1.2%	1.1%
% of Patients satisfied with the dentistry they have received	1	1	N/A	91.1%	91.6%	91.4%
% of Patients satisfied with the time they had to wait for an appointment	0	1	N/A	87.5%	88.1%	87.7%

* This is based on patients treated on this contract for their most recent course of treatment. Figures in italics indicate the base number of FP17s or Patient Questionnaire responses are less than 100. N/A is shown where the base number of responses is less than 10 during the period. % is calculated as Quantity/Base number*100

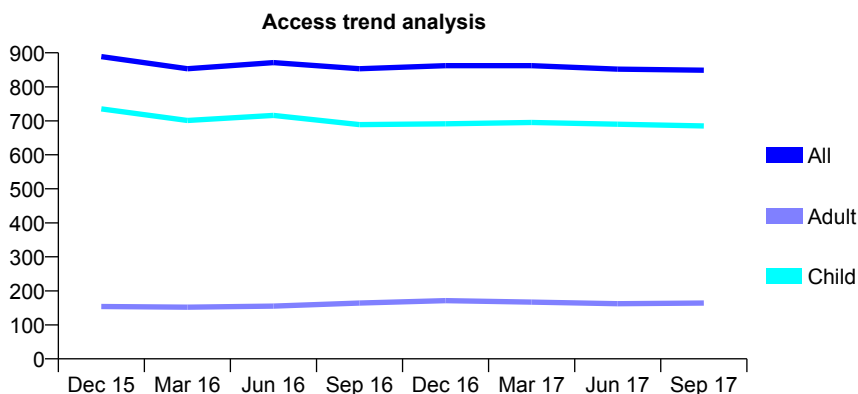
Q46 - Vital Signs At a Glance Contract Report for 168033/0001 - September 2017

Name or company name	Mossley Dental Care
Contract type name	GDS Contract
Purpose of contract	General
Contract start date	01/02/2013
Contract end date	

17/18 Contracted general activity (UDA)	2,000
Carry forward general activity (UDA)	0
17/18 Contracted orthodontic activity (UOA)	0
Carry forward orthodontic activity (UOA)	0
Baseline contract value	£56,189.02

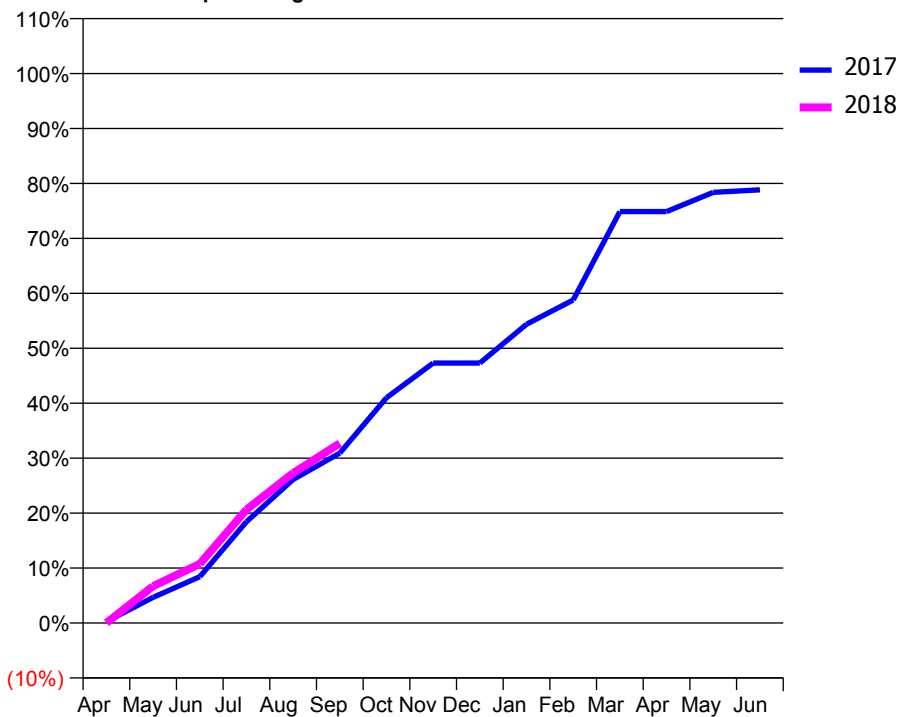
ACCESS*

Patients seen in 24 months	Total	Change since previous quarter
Quarter ending September 2016	853	
Quarter ending December 2016	862	→
Quarter ending March 2017	862	→
Quarter ending June 2017	852	↓
Quarter ending September 2017	849	→
Variance since September 2016	(0.5%)	→



ACTIVITY

Cumulative percentage of contracted UDA delivered 2017 & 2018



Adjusted Scheduled Activity (UDA)

Month	2017	2018
April	5	0
May	93	134
June	169	215
July	368	413
August	523	546
September	619	654
October	820	
November	946	
December	946	
January	1,088	
February	1,176	
March	1,498	
April	1,498	
May	1,567	
June	1,576	

QUALITY

	Quantity	Base Number	Contract	AT	Region	England
% of FP17s for the same patient ID Re-attending within 3 months - Children	20	447	4.5%	12.3%	12.8%	11.9%
% of FP17s for the same patient ID Re-attending within 3 months - Adults	10	71	14.1%	16.9%	16.5%	15.9%
% of FP17s for the same patient ID Re-attending between 3 & 9 months - Children	276	447	61.7%	57.6%	59.7%	58.1%
% of FP17s for the same patient ID Re-attending between 3 & 9 months - Adults	36	71	50.7%	50.8%	53.0%	50.6%
% of FP17s for Band 1 Urgent Courses	21	466	4.5%	10.4%	9.2%	9.1%
% of FP17s Relating to Free Repair or Replacements	0	466	0.0%	0.9%	1.0%	0.8%
% of FP17s Relating to Continuations	0	466	0.0%	1.1%	1.2%	1.1%
% of Patients satisfied with the dentistry they have received	0	1	N/A	91.1%	91.6%	91.4%
% of Patients satisfied with the time they had to wait for an appointment	0	1	N/A	87.5%	88.1%	87.7%

* This is based on patients treated on this contract for their most recent course of treatment. Figures in italics indicate the base number of FP17s or Patient Questionnaire responses are less than 100. N/A is shown where the base number of responses is less than 10 during the period. % is calculated as Quantity/Base number*100

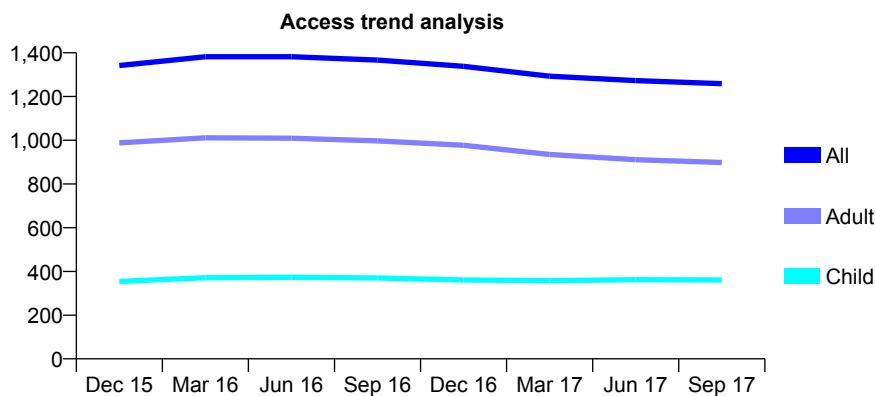
Q46 - Vital Signs At a Glance Contract Report for 168157/0001 - September 2017

Name or company name	Ravat & Ray Dental Care Bolton
Contract type name	GDS Contract
Purpose of contract	General
Contract start date	28/01/2014
Contract end date	

17/18 Contracted general activity (UDA)	3,981
Carry forward general activity (UDA)	0
17/18 Contracted orthodontic activity (UOA)	0
Carry forward orthodontic activity (UOA)	0
Baseline contract value	£91,229.72

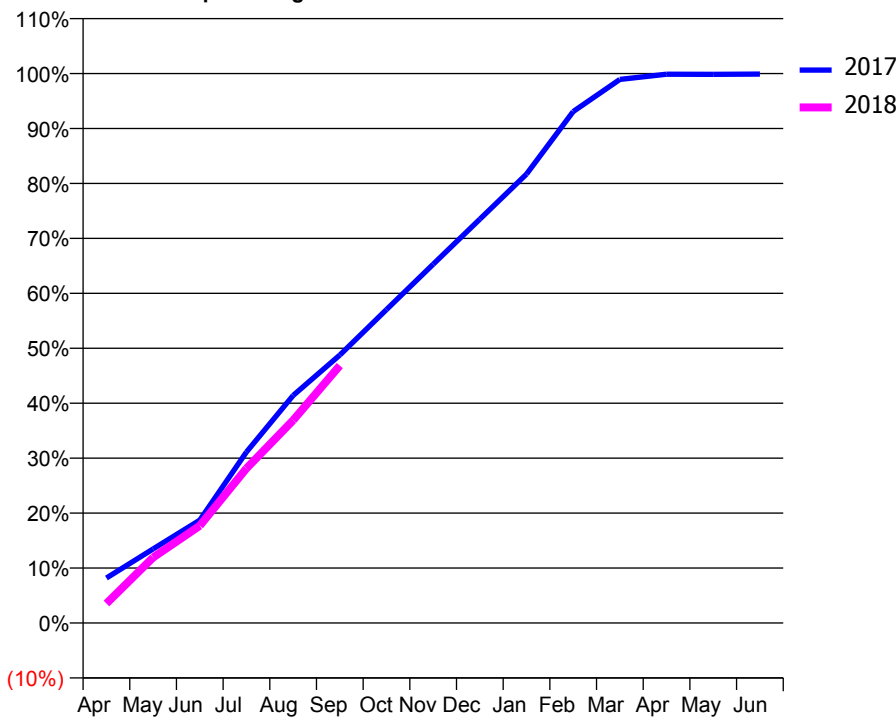
ACCESS*

Patients seen in 24 months	Total	Change since previous quarter
Quarter ending September 2016	1,367	
Quarter ending December 2016	1,338	↓
Quarter ending March 2017	1,293	↓
Quarter ending June 2017	1,273	↓
Quarter ending September 2017	1,259	↓
Variance since September 2016	(7.9%)	↓



ACTIVITY

Cumulative percentage of contracted UDA delivered 2017 & 2018



Adjusted Scheduled Activity (UDA)

Month	2017	2018
April	326	141
May	536	475
June	745	705
July	1,239	1,120
August	1,649	1,469
September	1,941	1,865
October	2,271	
November	2,599	
December	2,926	
January	3,252	
February	3,706	
March	3,938	
April	3,975	
May	3,974	
June	3,976	

QUALITY

	Quantity	Base Number	Contract	AT	Region	England
% of FP17s for the same patient ID Re-attending within 3 months - Children	11	270	4.1%	12.3%	12.8%	11.9%
% of FP17s for the same patient ID Re-attending within 3 months - Adults	62	692	9.0%	16.9%	16.5%	15.9%
% of FP17s for the same patient ID Re-attending between 3 & 9 months - Children	186	270	68.9%	57.6%	59.7%	58.1%
% of FP17s for the same patient ID Re-attending between 3 & 9 months - Adults	475	692	68.6%	50.8%	53.0%	50.6%
% of FP17s for Band 1 Urgent Courses	43	951	4.5%	10.4%	9.2%	9.1%
% of FP17s Relating to Free Repair or Replacements	11	951	1.2%	0.9%	1.0%	0.8%
% of FP17s Relating to Continuations	5	951	0.5%	1.1%	1.2%	1.1%
% of Patients satisfied with the dentistry they have received	3	3	N/A	91.1%	91.6%	91.4%
% of Patients satisfied with the time they had to wait for an appointment	3	3	N/A	87.5%	88.1%	87.7%

* This is based on patients treated on this contract for their most recent course of treatment. Figures in italics indicate the base number of FP17s or Patient Questionnaire responses are less than 100. N/A is shown where the base number of responses is less than 10 during the period. % is calculated as Quantity/Base number*100

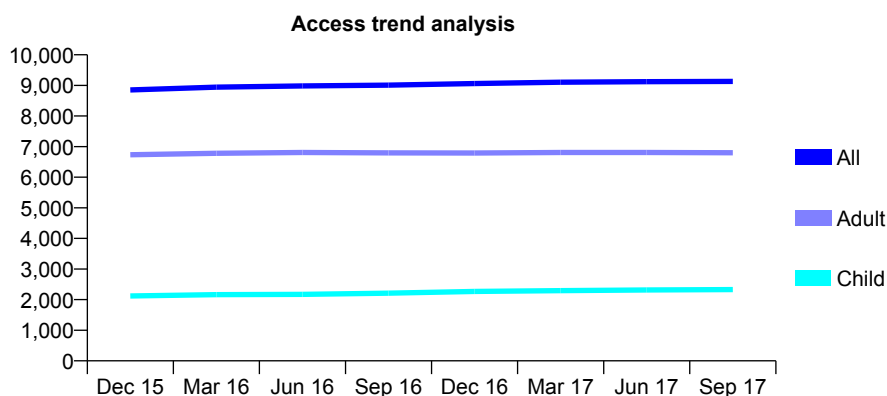
Q46 - Vital Signs At a Glance Contract Report for 168270/0001 - September 2017

Name or company name	MR KA WITHERS
Contract type name	GDS Contract
Purpose of contract	General
Contract start date	01/07/2010
Contract end date	

17/18 Contracted general activity (UDA)	26,084
Carry forward general activity (UDA)	0
17/18 Contracted orthodontic activity (UOA)	0
Carry forward orthodontic activity (UOA)	0
Baseline contract value	£770,238.46

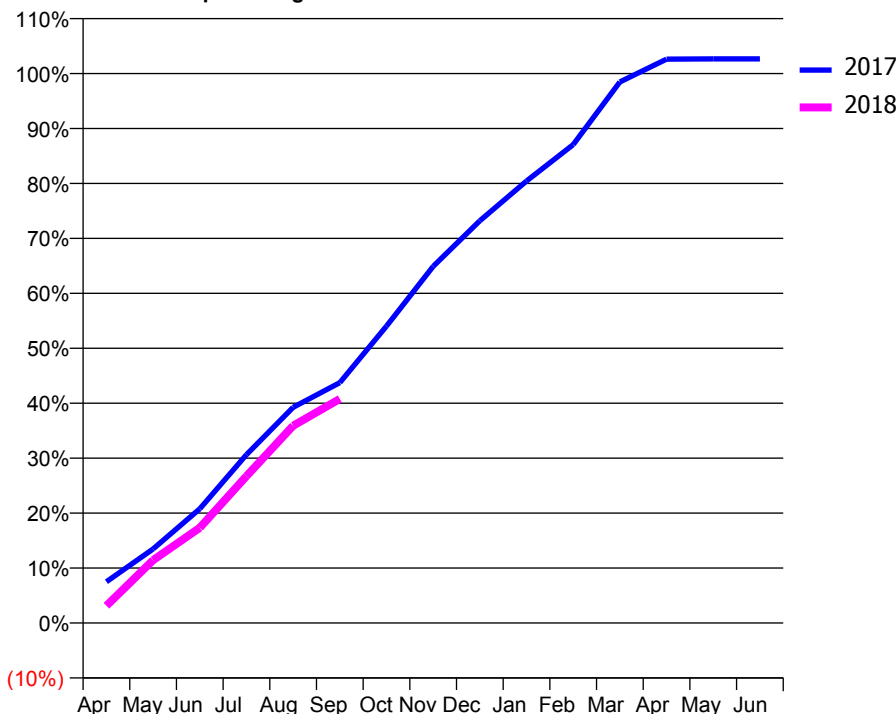
ACCESS*

Patients seen in 24 months	Total	Change since previous quarter
Quarter ending September 2016	9,008	
Quarter ending December 2016	9,059	→
Quarter ending March 2017	9,104	→
Quarter ending June 2017	9,122	→
Quarter ending September 2017	9,129	→
Variance since September 2016	1.3%	→



ACTIVITY

Cumulative percentage of contracted UDA delivered 2017 & 2018



Month	Adjusted Scheduled Activity (UDA)	
	2017	2018
April	1,939	820
May	3,488	2,985
June	5,372	4,521
July	7,920	6,973
August	10,147	9,363
September	11,310	10,640
October	13,968	
November	16,780	
December	18,929	
January	20,796	
February	22,509	
March	25,457	
April	26,529	
May	26,546	
June	26,547	

QUALITY

	Quantity	Base Number	Contract	AT	Region	England
% of FP17s for the same patient ID Re-attending within 3 months - Children	131	1,761	7.4%	12.3%	12.8%	11.9%
% of FP17s for the same patient ID Re-attending within 3 months - Adults	494	4,636	10.7%	16.9%	16.5%	15.9%
% of FP17s for the same patient ID Re-attending between 3 & 9 months - Children	965	1,761	54.8%	57.6%	59.7%	58.1%
% of FP17s for the same patient ID Re-attending between 3 & 9 months - Adults	2,713	4,636	58.5%	50.8%	53.0%	50.6%
% of FP17s for Band 1 Urgent Courses	322	5,914	5.4%	10.4%	9.2%	9.1%
% of FP17s Relating to Free Repair or Replacements	70	5,914	1.2%	0.9%	1.0%	0.8%
% of FP17s Relating to Continuations	40	5,914	0.7%	1.1%	1.2%	1.1%
% of Patients satisfied with the dentistry they have received	9	9	N/A	91.1%	91.6%	91.4%
% of Patients satisfied with the time they had to wait for an appointment	9	9	N/A	87.5%	88.1%	87.7%

* This is based on patients treated on this contract for their most recent course of treatment. Figures in italics indicate the base number of FP17s or Patient Questionnaire responses are less than 100. N/A is shown where the base number of responses is less than 10 during the period. % is calculated as Quantity/Base number*100

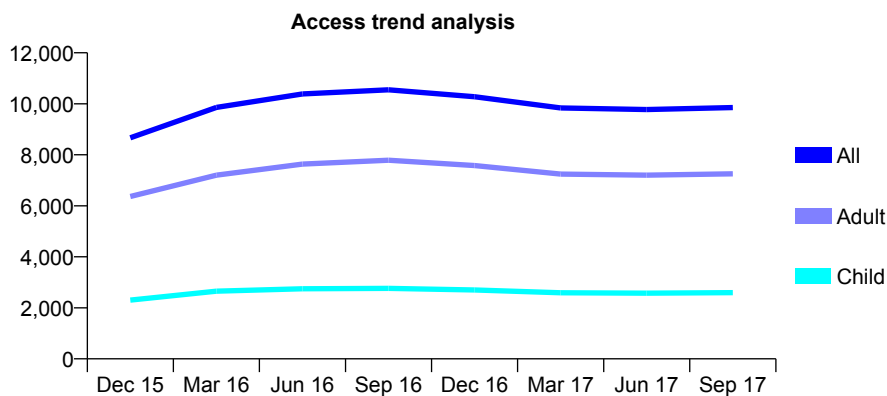
Q46 - Vital Signs At a Glance Contract Report for 168653/0001 - September 2017

Name or company name	SimplyOne Dental
Contract type name	GDS Contract
Purpose of contract	General
Contract start date	03/09/2014
Contract end date	

17/18 Contracted general activity (UDA)	26,986
Carry forward general activity (UDA)	0
17/18 Contracted orthodontic activity (UOA)	0
Carry forward orthodontic activity (UOA)	0
Baseline contract value	£759,492.59

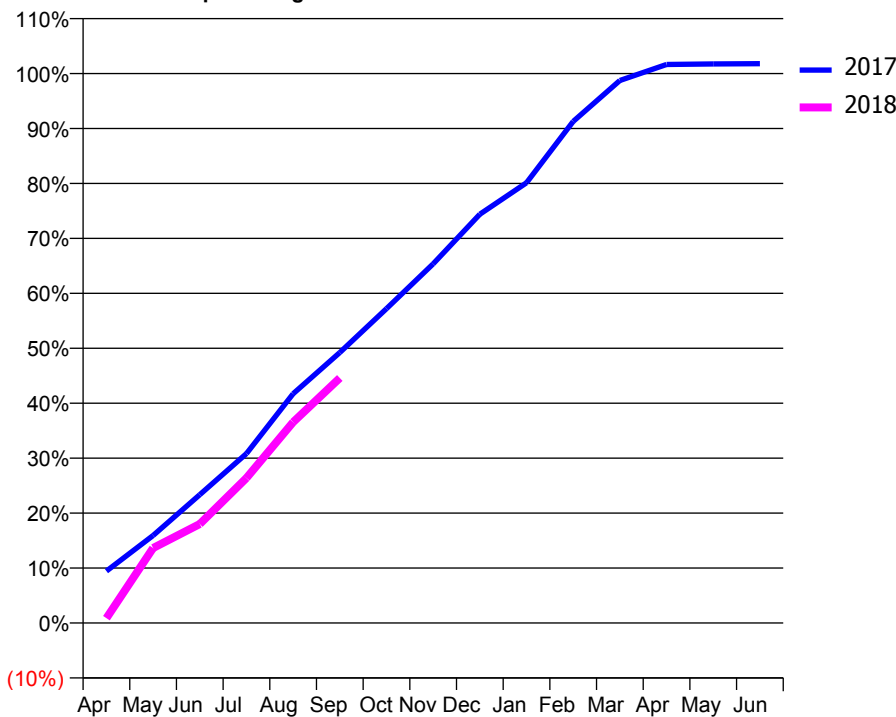
ACCESS*

Patients seen in 24 months	Total	Change since previous quarter
Quarter ending September 2016	10,549	
Quarter ending December 2016	10,279	↓
Quarter ending March 2017	9,837	↓
Quarter ending June 2017	9,773	→
Quarter ending September 2017	9,853	→
Variance since September 2016	(6.6%)	↓



ACTIVITY

Cumulative percentage of contracted UDA delivered 2017 & 2018



Month	Adjusted Scheduled Activity (UDA)	
	2017	2018
April	2,552	240
May	4,301	3,681
June	6,300	4,862
July	8,319	7,123
August	11,261	9,868
September	13,282	12,034
October	15,439	
November	17,641	
December	20,073	
January	21,621	
February	24,632	
March	26,643	
April	27,429	
May	27,453	
June	27,467	

QUALITY

	Quantity	Base Number	Contract	AT	Region	England
% of FP17s for the same patient ID Re-attending within 3 months - Children	121	1,463	8.3%	12.3%	12.8%	11.9%
% of FP17s for the same patient ID Re-attending within 3 months - Adults	581	3,912	14.9%	16.9%	16.5%	15.9%
% of FP17s for the same patient ID Re-attending between 3 & 9 months - Children	711	1,463	48.6%	57.6%	59.7%	58.1%
% of FP17s for the same patient ID Re-attending between 3 & 9 months - Adults	1,735	3,912	44.4%	50.8%	53.0%	50.6%
% of FP17s for Band 1 Urgent Courses	645	4,920	13.1%	10.4%	9.2%	9.1%
% of FP17s Relating to Free Repair or Replacements	29	4,920	0.6%	0.9%	1.0%	0.8%
% of FP17s Relating to Continuations	75	4,920	1.5%	1.1%	1.2%	1.1%
% of Patients satisfied with the dentistry they have received	8	10	80.0%	91.1%	91.6%	91.4%
% of Patients satisfied with the time they had to wait for an appointment	9	10	90.0%	87.5%	88.1%	87.7%

* This is based on patients treated on this contract for their most recent course of treatment. Figures in italics indicate the base number of FP17s or Patient Questionnaire responses are less than 100. N/A is shown where the base number of responses is less than 10 during the period. % is calculated as Quantity/Base number*100

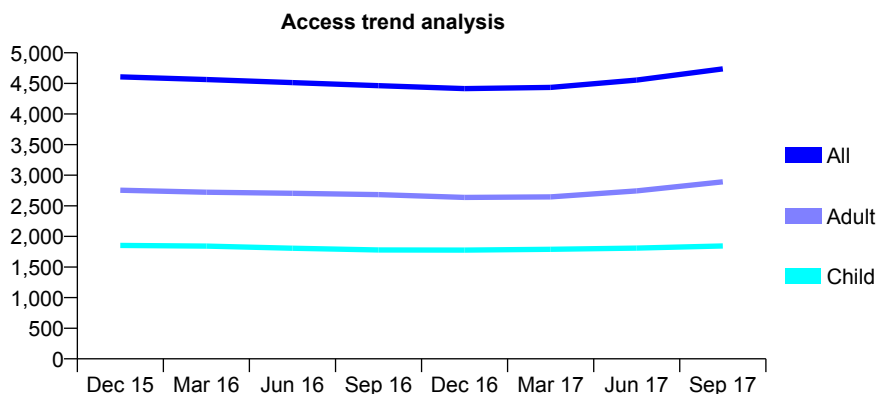
Q46 - Vital Signs At a Glance Contract Report for 168947/0001 - September 2017

Name or company name	Silverwell Dental Surgery
Contract type name	GDS Contract
Purpose of contract	General
Contract start date	01/06/2010
Contract end date	

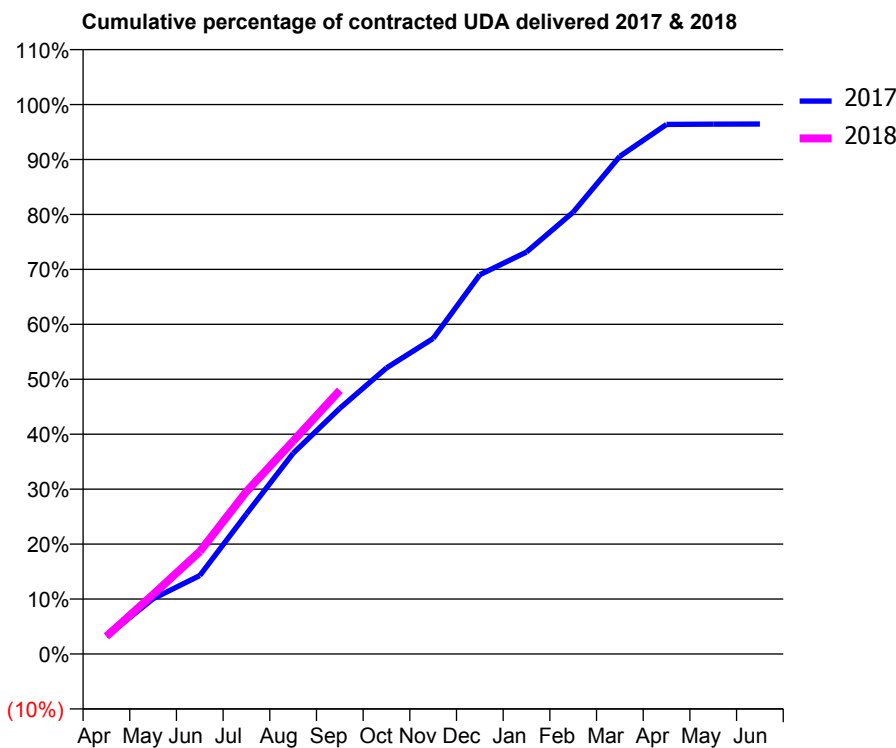
17/18 Contracted general activity (UDA)	12,600
Carry forward general activity (UDA)	0
17/18 Contracted orthodontic activity (UOA)	0
Carry forward orthodontic activity (UOA)	0
Baseline contract value	£314,356.70

ACCESS*

Patients seen in 24 months	Total	Change since previous quarter
Quarter ending September 2016	4,462	
Quarter ending December 2016	4,415	↓
Quarter ending March 2017	4,435	→
Quarter ending June 2017	4,555	↑
Quarter ending September 2017	4,738	↑
Variance since September 2016	6.2%	↑



ACTIVITY



Month	Adjusted Scheduled Activity (UDA)	
	2017	2018
April	408	405
May	1,267	1,364
June	1,798	2,349
July	3,211	3,724
August	4,604	4,883
September	5,633	6,045
October	6,562	
November	7,235	
December	8,697	
January	9,218	
February	10,131	
March	11,412	
April	12,144	
May	12,150	
June	12,151	

QUALITY

	Quantity	Base Number	Contract	AT	Region	England
% of FP17s for the same patient ID Re-attending within 3 months - Children	120	1,525	7.9%	12.3%	12.8%	11.9%
% of FP17s for the same patient ID Re-attending within 3 months - Adults	265	2,090	12.7%	16.9%	16.5%	15.9%
% of FP17s for the same patient ID Re-attending between 3 & 9 months - Children	886	1,525	58.1%	57.6%	59.7%	58.1%
% of FP17s for the same patient ID Re-attending between 3 & 9 months - Adults	1,036	2,090	49.6%	50.8%	53.0%	50.6%
% of FP17s for Band 1 Urgent Courses	165	3,284	5.0%	10.4%	9.2%	9.1%
% of FP17s Relating to Free Repair or Replacements	8	3,284	0.2%	0.9%	1.0%	0.8%
% of FP17s Relating to Continuations	16	3,284	0.5%	1.1%	1.2%	1.1%
% of Patients satisfied with the dentistry they have received	0	1	N/A	91.1%	91.6%	91.4%
% of Patients satisfied with the time they had to wait for an appointment	0	1	N/A	87.5%	88.1%	87.7%

* This is based on patients treated on this contract for their most recent course of treatment. Figures in italics indicate the base number of FP17s or Patient Questionnaire responses are less than 100. N/A is shown where the base number of responses is less than 10 during the period. % is calculated as Quantity/Base number*100

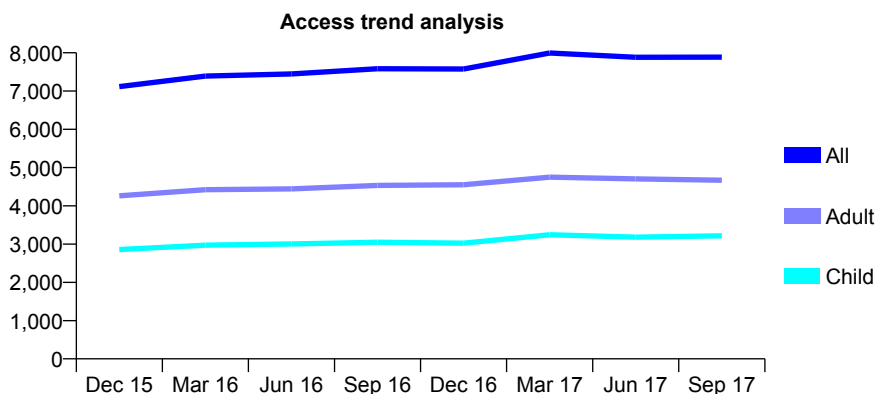
Q46 - Vital Signs At a Glance Contract Report for 173096/0001 - September 2017

Name or company name	Mr A Hussain
Contract type name	GDS Contract
Purpose of contract	General
Contract start date	01/04/2010
Contract end date	

17/18 Contracted general activity (UDA)	22,889
Carry forward general activity (UDA)	0
17/18 Contracted orthodontic activity (UOA)	0
Carry forward orthodontic activity (UOA)	0
Baseline contract value	£658,473.74

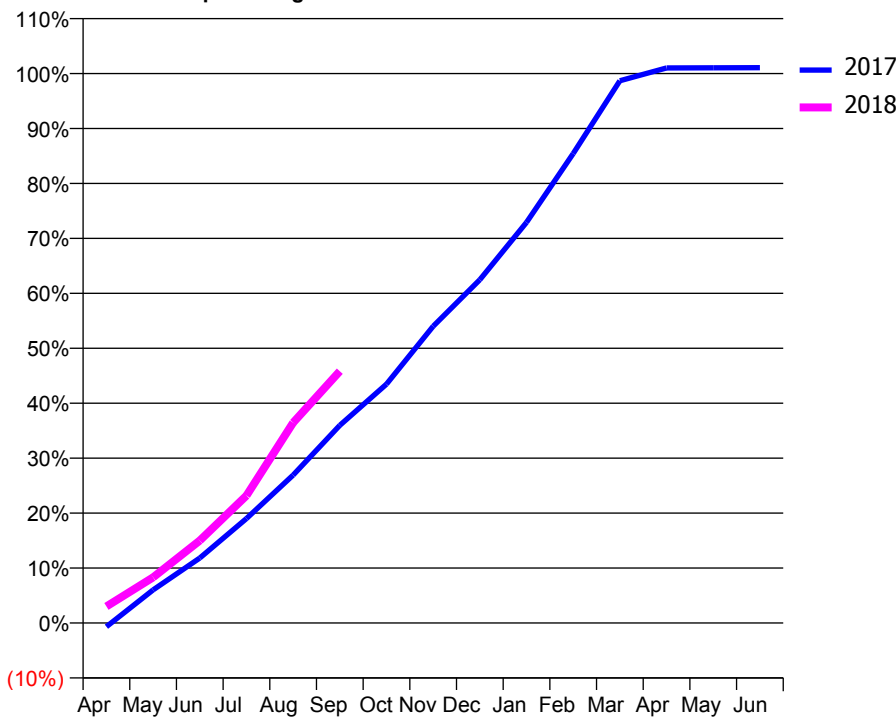
ACCESS*

Patients seen in 24 months	Total	Change since previous quarter
Quarter ending September 2016	7,584	
Quarter ending December 2016	7,577	→
Quarter ending March 2017	7,996	↑
Quarter ending June 2017	7,883	↓
Quarter ending September 2017	7,885	→
Variance since September 2016	4.0%	↑



ACTIVITY

Cumulative percentage of contracted UDA delivered 2017 & 2018



Month	Adjusted Scheduled Activity (UDA)	
	2017	2018
April	-160	691
May	1,380	1,902
June	2,708	3,438
July	4,353	5,310
August	6,165	8,348
September	8,235	10,490
October	9,952	
November	12,364	
December	14,298	
January	16,686	
February	19,554	
March	22,585	
April	23,120	
May	23,128	
June	23,132	

QUALITY

	Quantity	Base Number	Contract	AT	Region	England
% of FP17s for the same patient ID Re-attending within 3 months - Children	216	2,047	10.6%	12.3%	12.8%	11.9%
% of FP17s for the same patient ID Re-attending within 3 months - Adults	606	2,792	21.7%	16.9%	16.5%	15.9%
% of FP17s for the same patient ID Re-attending between 3 & 9 months - Children	1,050	2,047	51.3%	57.6%	59.7%	58.1%
% of FP17s for the same patient ID Re-attending between 3 & 9 months - Adults	1,201	2,792	43.0%	50.8%	53.0%	50.6%
% of FP17s for Band 1 Urgent Courses	565	4,598	12.3%	10.4%	9.2%	9.1%
% of FP17s Relating to Free Repair or Replacements	30	4,598	0.7%	0.9%	1.0%	0.8%
% of FP17s Relating to Continuations	96	4,598	2.1%	1.1%	1.2%	1.1%
% of Patients satisfied with the dentistry they have received	8	8	N/A	91.1%	91.6%	91.4%
% of Patients satisfied with the time they had to wait for an appointment	6	8	N/A	87.5%	88.1%	87.7%

* This is based on patients treated on this contract for their most recent course of treatment. Figures in italics indicate the base number of FP17s or Patient Questionnaire responses are less than 100. N/A is shown where the base number of responses is less than 10 during the period. % is calculated as Quantity/Base number*100

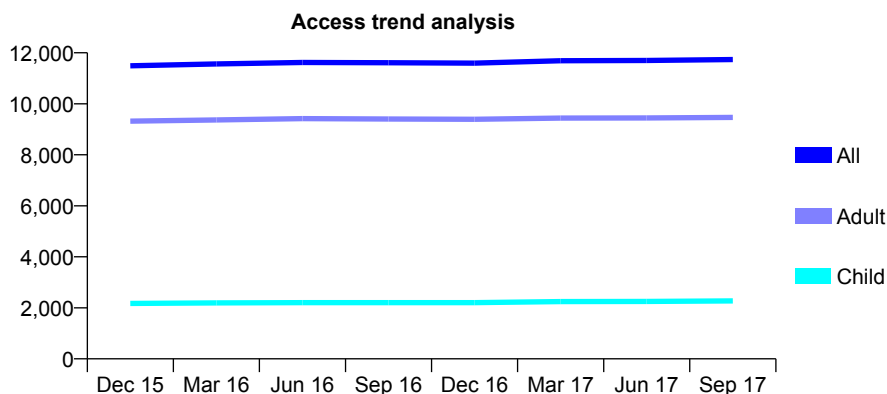
Q46 - Vital Signs At a Glance Contract Report for 173401/0001 - September 2017

Name or company name	Romiley Dental Practice
Contract type name	GDS Contract
Purpose of contract	General
Contract start date	01/04/2006
Contract end date	

17/18 Contracted general activity (UDA)	34,502
Carry forward general activity (UDA)	0
17/18 Contracted orthodontic activity (UOA)	0
Carry forward orthodontic activity (UOA)	0
Baseline contract value	£835,112.62

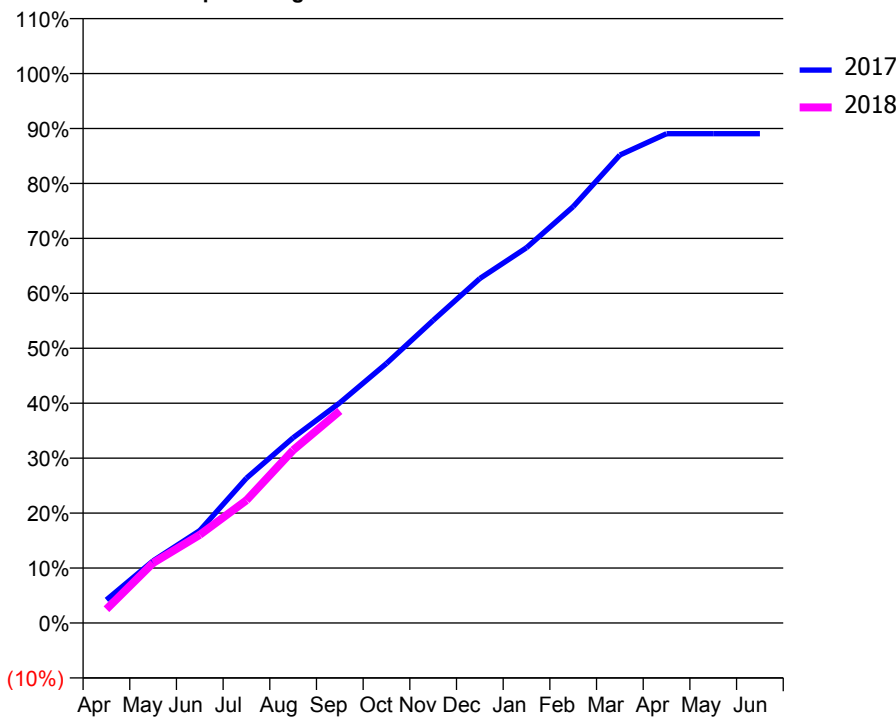
ACCESS*

Patients seen in 24 months	Total	Change since previous quarter
Quarter ending September 2016	11,609	
Quarter ending December 2016	11,594	→
Quarter ending March 2017	11,689	→
Quarter ending June 2017	11,698	→
Quarter ending September 2017	11,736	→
Variance since September 2016	1.1%	→



ACTIVITY

Cumulative percentage of contracted UDA delivered 2017 & 2018



Month	Adjusted Scheduled Activity (UDA)	
	2017	2018
April	1,451	869
May	3,902	3,772
June	5,803	5,540
July	9,098	7,709
August	11,636	10,855
September	13,824	13,314
October	16,297	
November	19,005	
December	21,633	
January	23,567	
February	26,139	
March	29,382	
April	30,722	
May	30,725	
June	30,726	

QUALITY

	Quantity	Base Number	Contract	AT	Region	England
% of FP17s for the same patient ID Re-attending within 3 months - Children	99	1,588	6.2%	12.3%	12.8%	11.9%
% of FP17s for the same patient ID Re-attending within 3 months - Adults	916	6,594	13.9%	16.9%	16.5%	15.9%
% of FP17s for the same patient ID Re-attending between 3 & 9 months - Children	902	1,588	56.8%	57.6%	59.7%	58.1%
% of FP17s for the same patient ID Re-attending between 3 & 9 months - Adults	3,603	6,594	54.6%	50.8%	53.0%	50.6%
% of FP17s for Band 1 Urgent Courses	579	7,031	8.2%	10.4%	9.2%	9.1%
% of FP17s Relating to Free Repair or Replacements	76	7,031	1.1%	0.9%	1.0%	0.8%
% of FP17s Relating to Continuations	69	7,031	1.0%	1.1%	1.2%	1.1%
% of Patients satisfied with the dentistry they have received	8	10	80.0%	91.1%	91.6%	91.4%
% of Patients satisfied with the time they had to wait for an appointment	9	10	90.0%	87.5%	88.1%	87.7%

* This is based on patients treated on this contract for their most recent course of treatment. Figures in italics indicate the base number of FP17s or Patient Questionnaire responses are less than 100. N/A is shown where the base number of responses is less than 10 during the period. % is calculated as Quantity/Base number*100

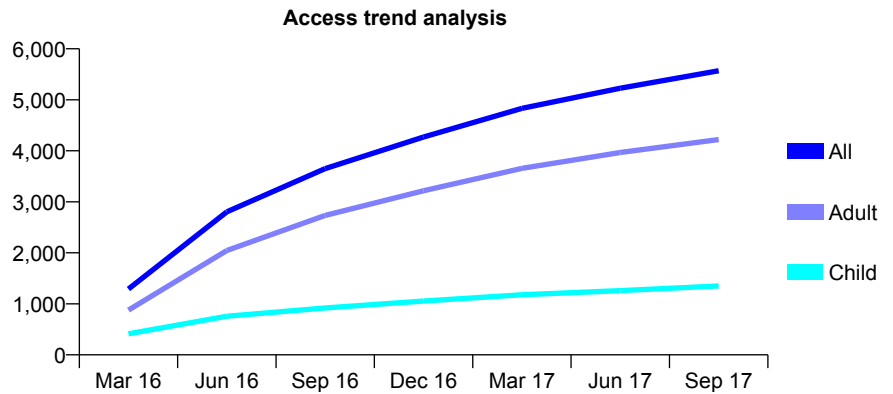
Q46 - Vital Signs At a Glance Contract Report for 173673/0001 - September 2017

Name or company name	Dr Ambareen Tejani-Sharif
Contract type name	GDS Contract
Purpose of contract	General
Contract start date	01/02/2016
Contract end date	

17/18 Contracted general activity (UDA)	18,526
Carry forward general activity (UDA)	0
17/18 Contracted orthodontic activity (UOA)	0
Carry forward orthodontic activity (UOA)	0
Baseline contract value	£530,388.92

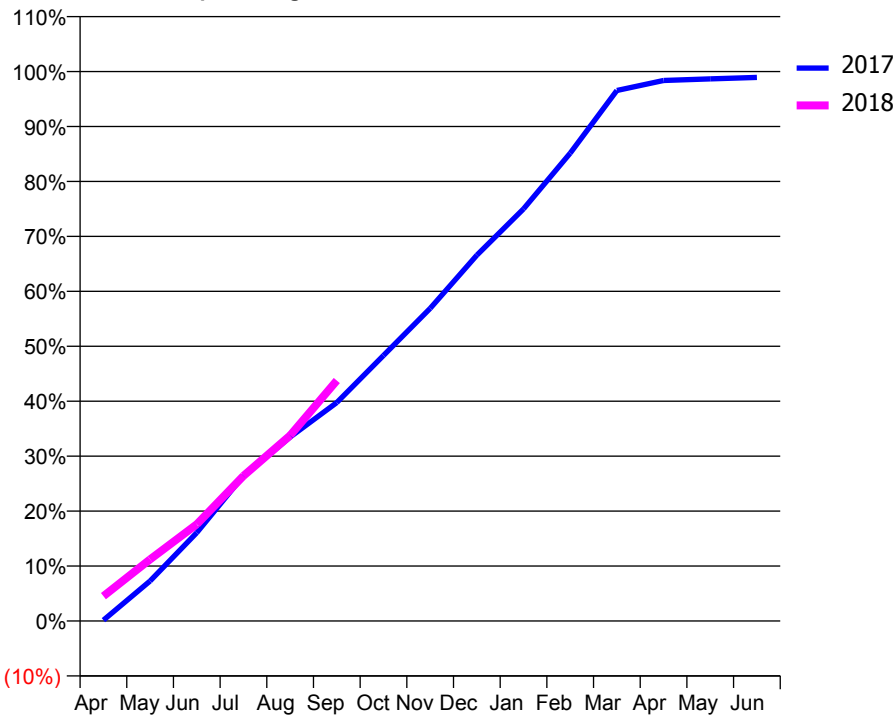
ACCESS*

Patients seen in 24 months	Total	Change since previous quarter
Quarter ending September 2016	3,652	
Quarter ending December 2016	4,271	↑
Quarter ending March 2017	4,833	↑
Quarter ending June 2017	5,227	↑
Quarter ending September 2017	5,571	↑
Variance since September 2016	52.5%	↑



ACTIVITY

Cumulative percentage of contracted UDA delivered 2017 & 2018



Month	Adjusted Scheduled Activity (UDA)	
	2017	2018
April	29	839
May	1,349	2,079
June	2,980	3,262
July	4,897	4,895
August	6,203	6,257
September	7,365	8,109
October	8,951	
November	10,542	
December	12,333	
January	13,893	
February	15,771	
March	17,886	
April	18,224	
May	18,279	
June	18,327	

QUALITY

	Quantity	Base Number	Contract	AT	Region	England
% of FP17s for the same patient ID Re-attending within 3 months - Children	97	942	10.3%	12.3%	12.8%	11.9%
% of FP17s for the same patient ID Re-attending within 3 months - Adults	339	2,696	12.6%	16.9%	16.5%	15.9%
% of FP17s for the same patient ID Re-attending between 3 & 9 months - Children	425	942	45.1%	57.6%	59.7%	58.1%
% of FP17s for the same patient ID Re-attending between 3 & 9 months - Adults	1,270	2,696	47.1%	50.8%	53.0%	50.6%
% of FP17s for Band 1 Urgent Courses	318	3,423	9.3%	10.4%	9.2%	9.1%
% of FP17s Relating to Free Repair or Replacements	50	3,423	1.5%	0.9%	1.0%	0.8%
% of FP17s Relating to Continuations	60	3,423	1.8%	1.1%	1.2%	1.1%
% of Patients satisfied with the dentistry they have received	9	10	90.0%	91.1%	91.6%	91.4%
% of Patients satisfied with the time they had to wait for an appointment	10	10	100.0%	87.5%	88.1%	87.7%

* This is based on patients treated on this contract for their most recent course of treatment. Figures in italics indicate the base number of FP17s or Patient Questionnaire responses are less than 100. N/A is shown where the base number of responses is less than 10 during the period. % is calculated as Quantity/Base number*100

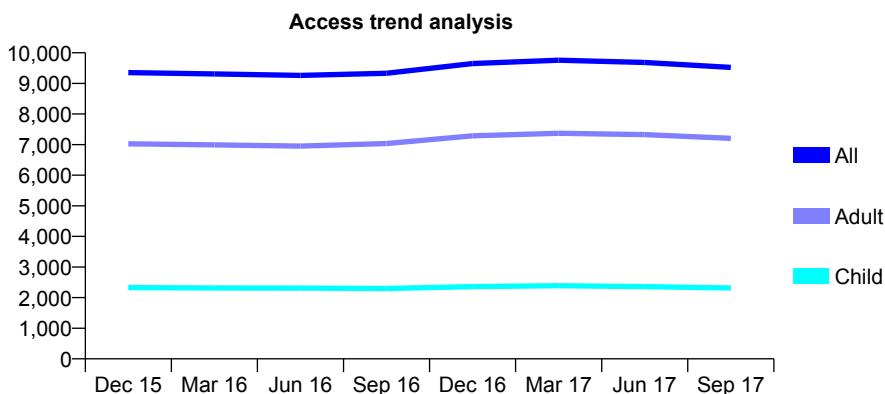
Q46 - Vital Signs At a Glance Contract Report for 173746/0001 - September 2017

Name or company name	Westhoughton (No1) Ltd
Contract type name	GDS Contract
Purpose of contract	General
Contract start date	01/11/2007
Contract end date	

17/18 Contracted general activity (UDA)	29,940
Carry forward general activity (UDA)	0
17/18 Contracted orthodontic activity (UOA)	0
Carry forward orthodontic activity (UOA)	0
Baseline contract value	£897,082.01

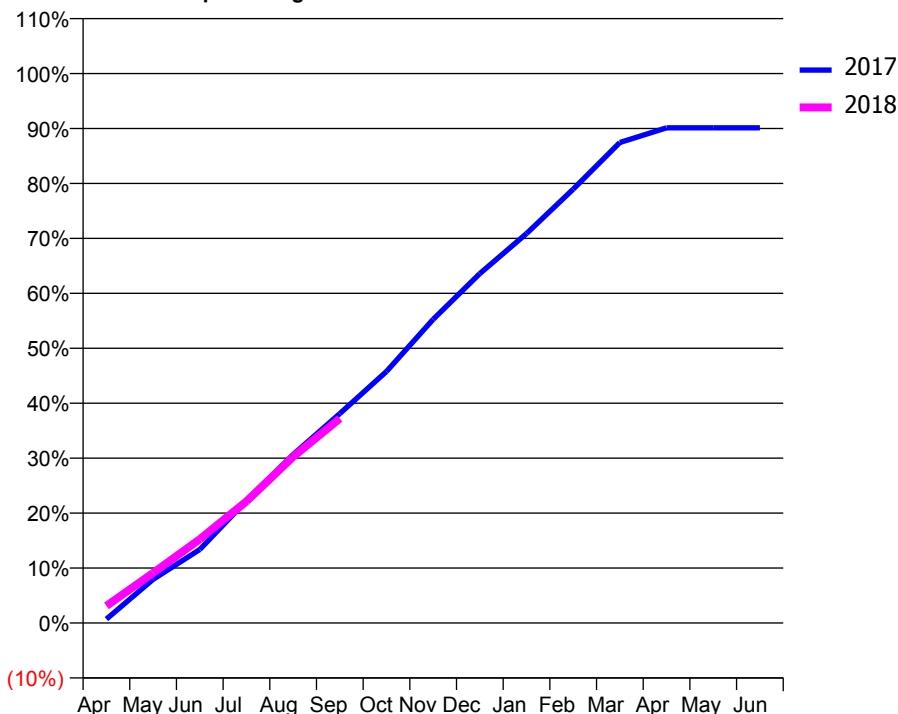
ACCESS*

Patients seen in 24 months	Total	Change since previous quarter
Quarter ending September 2016	9,333	
Quarter ending December 2016	9,648	↑
Quarter ending March 2017	9,759	→
Quarter ending June 2017	9,685	→
Quarter ending September 2017	9,522	↓
Variance since September 2016	2.0%	↑



ACTIVITY

Cumulative percentage of contracted UDA delivered 2017 & 2018



Month	Adjusted Scheduled Activity (UDA)	
	2017	2018
April	211	935
May	2,380	2,727
June	4,007	4,567
July	6,665	6,633
August	9,183	9,054
September	11,409	11,145
October	13,705	
November	16,546	
December	19,042	
January	21,220	
February	23,635	
March	26,183	
April	26,980	
May	26,980	
June	26,979	

QUALITY

	Quantity	Base Number	Contract	AT	Region	England
% of FP17s for the same patient ID Re-attending within 3 months - Children	151	1,695	8.9%	12.3%	12.8%	11.9%
% of FP17s for the same patient ID Re-attending within 3 months - Adults	753	4,760	15.8%	16.9%	16.5%	15.9%
% of FP17s for the same patient ID Re-attending between 3 & 9 months - Children	1,013	1,695	59.8%	57.6%	59.7%	58.1%
% of FP17s for the same patient ID Re-attending between 3 & 9 months - Adults	2,597	4,760	54.6%	50.8%	53.0%	50.6%
% of FP17s for Band 1 Urgent Courses	635	6,060	10.5%	10.4%	9.2%	9.1%
% of FP17s Relating to Free Repair or Replacements	75	6,060	1.2%	0.9%	1.0%	0.8%
% of FP17s Relating to Continuations	99	6,060	1.6%	1.1%	1.2%	1.1%
% of Patients satisfied with the dentistry they have received	7	8	N/A	91.1%	91.6%	91.4%
% of Patients satisfied with the time they had to wait for an appointment	8	8	N/A	87.5%	88.1%	87.7%

* This is based on patients treated on this contract for their most recent course of treatment. Figures in italics indicate the base number of FP17s or Patient Questionnaire responses are less than 100. N/A is shown where the base number of responses is less than 10 during the period. % is calculated as Quantity/Base number*100

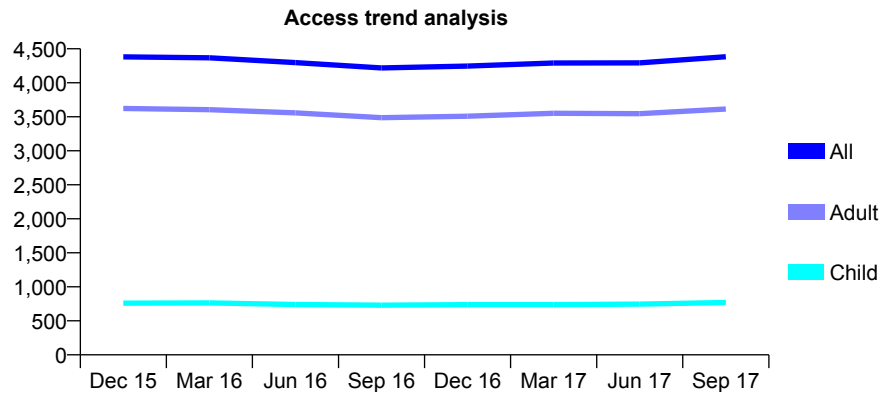
Q46 - Vital Signs At a Glance Contract Report for 177237/0002 - September 2017

Name or company name	Simon Taylor Dental Practice Ltd
Contract type name	GDS Contract
Purpose of contract	General
Contract start date	01/04/2012
Contract end date	

17/18 Contracted general activity (UDA)	13,950
Carry forward general activity (UDA)	0
17/18 Contracted orthodontic activity (UOA)	0
Carry forward orthodontic activity (UOA)	0
Baseline contract value	£426,763.44

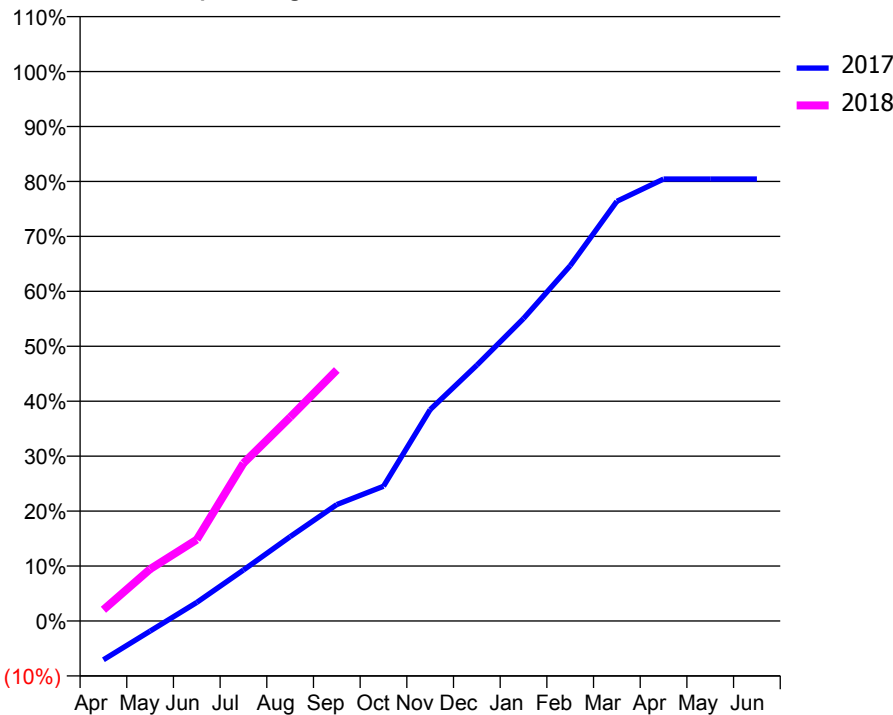
ACCESS*

Patients seen in 24 months	Total	Change since previous quarter
Quarter ending September 2016	4,218	
Quarter ending December 2016	4,247	→
Quarter ending March 2017	4,291	→
Quarter ending June 2017	4,294	→
Quarter ending September 2017	4,384	↑
Variance since September 2016	3.9%	↑



ACTIVITY

Cumulative percentage of contracted UDA delivered 2017 & 2018



Month	Adjusted Scheduled Activity (UDA)	
	2017	2018
April	-988	286
May	-260	1,319
June	472	2,066
July	1,296	4,005
August	2,140	5,174
September	2,956	6,372
October	3,420	
November	5,366	
December	6,495	
January	7,680	
February	9,021	
March	10,654	
April	11,219	
May	11,220	
June	11,220	

QUALITY

	Quantity	Base Number	Contract	AT	Region	England
% of FP17s for the same patient ID Re-attending within 3 months - Children	47	591	8.0%	12.3%	12.8%	11.9%
% of FP17s for the same patient ID Re-attending within 3 months - Adults	471	2,605	18.1%	16.9%	16.5%	15.9%
% of FP17s for the same patient ID Re-attending between 3 & 9 months - Children	323	591	54.7%	57.6%	59.7%	58.1%
% of FP17s for the same patient ID Re-attending between 3 & 9 months - Adults	1,238	2,605	47.5%	50.8%	53.0%	50.6%
% of FP17s for Band 1 Urgent Courses	245	2,655	9.2%	10.4%	9.2%	9.1%
% of FP17s Relating to Free Repair or Replacements	49	2,655	1.8%	0.9%	1.0%	0.8%
% of FP17s Relating to Continuations	58	2,655	2.2%	1.1%	1.2%	1.1%
% of Patients satisfied with the dentistry they have received	6	6	N/A	91.1%	91.6%	91.4%
% of Patients satisfied with the time they had to wait for an appointment	4	6	N/A	87.5%	88.1%	87.7%

* This is based on patients treated on this contract for their most recent course of treatment. Figures in italics indicate the base number of FP17s or Patient Questionnaire responses are less than 100. N/A is shown where the base number of responses is less than 10 during the period. % is calculated as Quantity/Base number*100

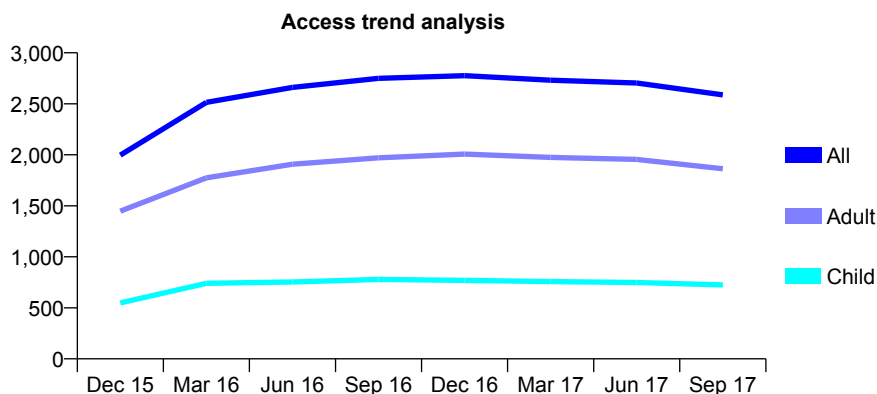
Q46 - Vital Signs At a Glance Contract Report for 178489/0001 - September 2017

Name or company name	Synergy Dental Clinic Swan Lane Ltd
Contract type name	GDS Contract
Purpose of contract	General
Contract start date	01/02/2015
Contract end date	

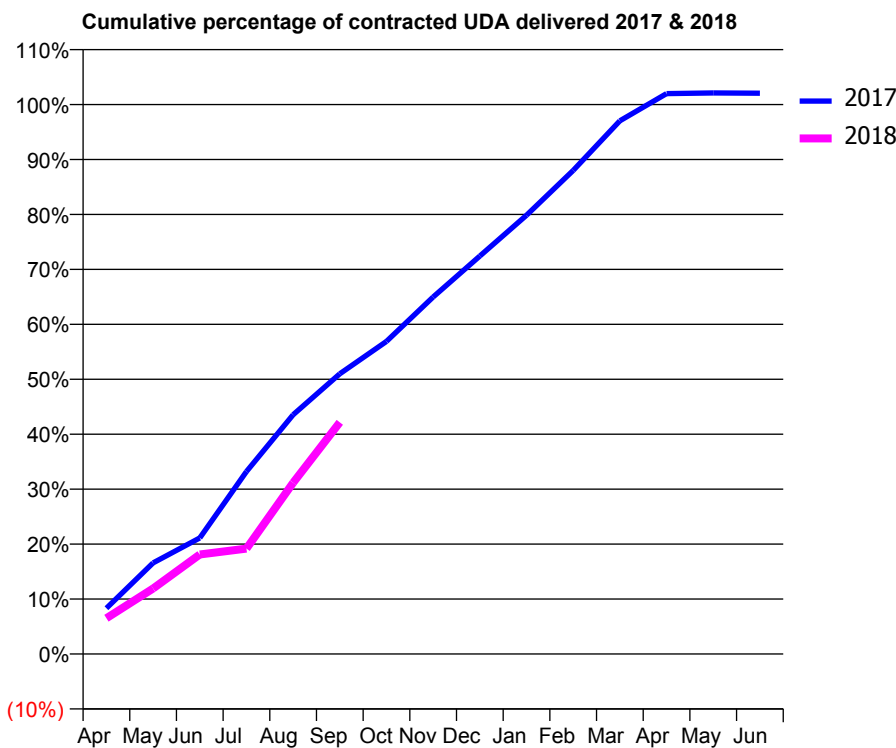
17/18 Contracted general activity (UDA)	6,940
Carry forward general activity (UDA)	-139
17/18 Contracted orthodontic activity (UOA)	0
Carry forward orthodontic activity (UOA)	0
Baseline contract value	£188,095.66

ACCESS*

Patients seen in 24 months	Total	Change since previous quarter
Quarter ending September 2016	2,750	
Quarter ending December 2016	2,776	→
Quarter ending March 2017	2,731	↓
Quarter ending June 2017	2,704	→
Quarter ending September 2017	2,588	↓
Variance since September 2016	(5.9%)	↓



ACTIVITY



Month	Adjusted Scheduled Activity (UDA)	
	2017	2018
April	620	453
May	1,233	827
June	1,571	1,257
July	2,469	1,332
August	3,239	2,164
September	3,793	2,926
October	4,232	
November	4,833	
December	5,385	
January	5,938	
February	6,545	
March	7,216	
April	7,584	
May	7,593	
June	7,590	

QUALITY

	Quantity	Base Number	Contract	AT	Region	England
% of FP17s for the same patient ID Re-attending within 3 months - Children	49	435	11.3%	12.3%	12.8%	11.9%
% of FP17s for the same patient ID Re-attending within 3 months - Adults	96	907	10.6%	16.9%	16.5%	15.9%
% of FP17s for the same patient ID Re-attending between 3 & 9 months - Children	191	435	43.9%	57.6%	59.7%	58.1%
% of FP17s for the same patient ID Re-attending between 3 & 9 months - Adults	405	907	44.7%	50.8%	53.0%	50.6%
% of FP17s for Band 1 Urgent Courses	101	1,208	8.4%	10.4%	9.2%	9.1%
% of FP17s Relating to Free Repair or Replacements	10	1,208	0.8%	0.9%	1.0%	0.8%
% of FP17s Relating to Continuations	6	1,208	0.5%	1.1%	1.2%	1.1%
% of Patients satisfied with the dentistry they have received	0	0	N/A	91.1%	91.6%	91.4%
% of Patients satisfied with the time they had to wait for an appointment	0	0	N/A	87.5%	88.1%	87.7%

* This is based on patients treated on this contract for their most recent course of treatment. Figures in italics indicate the base number of FP17s or Patient Questionnaire responses are less than 100. N/A is shown where the base number of responses is less than 10 during the period. % is calculated as Quantity/Base number*100

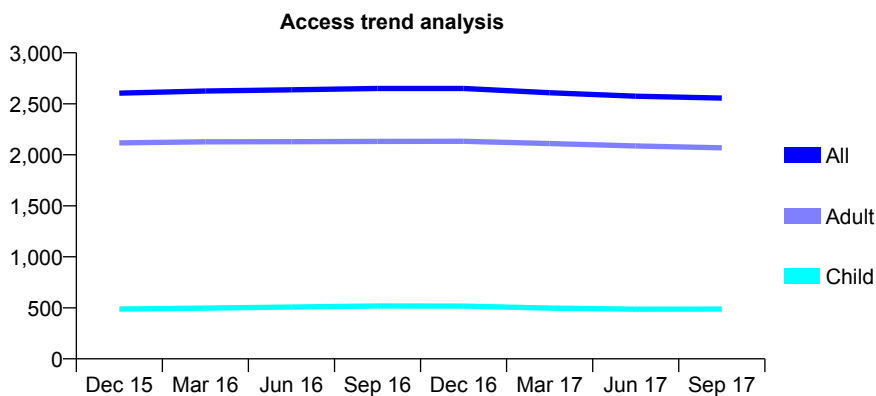
Q46 - Vital Signs At a Glance Contract Report for 179663/0001 - September 2017

Name or company name	757 Blackburn Road Dental Practice
Contract type name	GDS Contract
Purpose of contract	General
Contract start date	01/04/2012
Contract end date	

17/18 Contracted general activity (UDA)	8,505
Carry forward general activity (UDA)	0
17/18 Contracted orthodontic activity (UOA)	0
Carry forward orthodontic activity (UOA)	0
Baseline contract value	£215,066.70

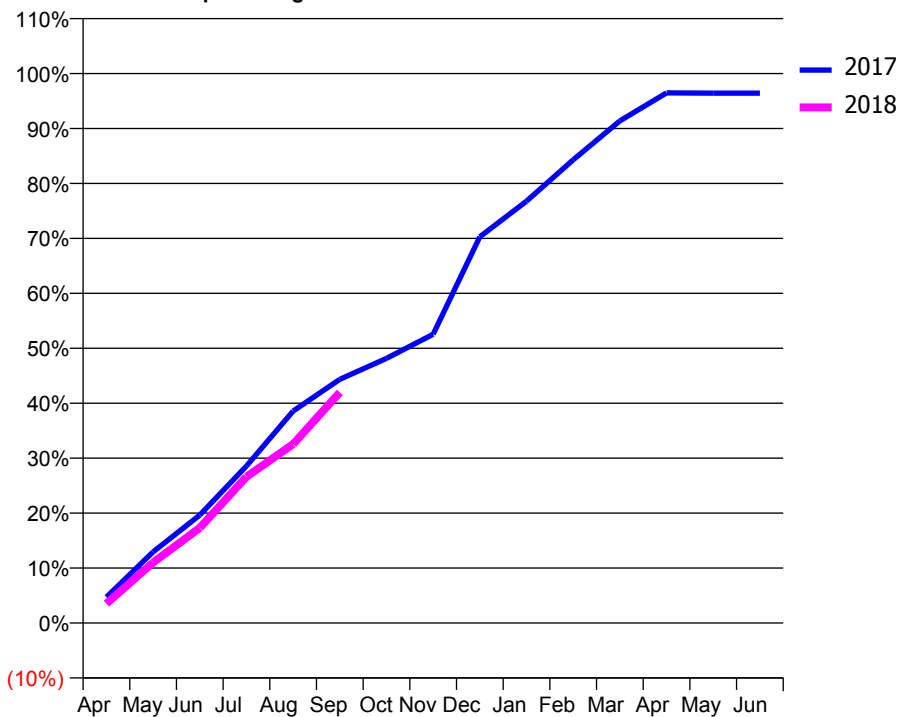
ACCESS*

Patients seen in 24 months	Total	Change since previous quarter
Quarter ending September 2016	2,650	
Quarter ending December 2016	2,650	→
Quarter ending March 2017	2,608	↓
Quarter ending June 2017	2,574	↓
Quarter ending September 2017	2,556	→
Variance since September 2016	(3.5%)	↓



ACTIVITY

Cumulative percentage of contracted UDA delivered 2017 & 2018



Month	Adjusted Scheduled Activity (UDA)	
	2017	2018
April	402	301
May	1,101	935
June	1,671	1,472
July	2,431	2,262
August	3,281	2,769
September	3,772	3,569
October	4,096	
November	4,470	
December	5,979	
January	6,530	
February	7,168	
March	7,773	
April	8,204	
May	8,201	
June	8,201	

QUALITY

	Quantity	Base Number	Contract	AT	Region	England
% of FP17s for the same patient ID Re-attending within 3 months - Children	21	400	5.3%	12.3%	12.8%	11.9%
% of FP17s for the same patient ID Re-attending within 3 months - Adults	237	1,605	14.8%	16.9%	16.5%	15.9%
% of FP17s for the same patient ID Re-attending between 3 & 9 months - Children	269	400	67.3%	57.6%	59.7%	58.1%
% of FP17s for the same patient ID Re-attending between 3 & 9 months - Adults	957	1,605	59.6%	50.8%	53.0%	50.6%
% of FP17s for Band 1 Urgent Courses	140	1,862	7.5%	10.4%	9.2%	9.1%
% of FP17s Relating to Free Repair or Replacements	16	1,862	0.9%	0.9%	1.0%	0.8%
% of FP17s Relating to Continuations	13	1,862	0.7%	1.1%	1.2%	1.1%
% of Patients satisfied with the dentistry they have received	5	6	N/A	91.1%	91.6%	91.4%
% of Patients satisfied with the time they had to wait for an appointment	4	6	N/A	87.5%	88.1%	87.7%

* This is based on patients treated on this contract for their most recent course of treatment. Figures in italics indicate the base number of FP17s or Patient Questionnaire responses are less than 100. N/A is shown where the base number of responses is less than 10 during the period. % is calculated as Quantity/Base number*100

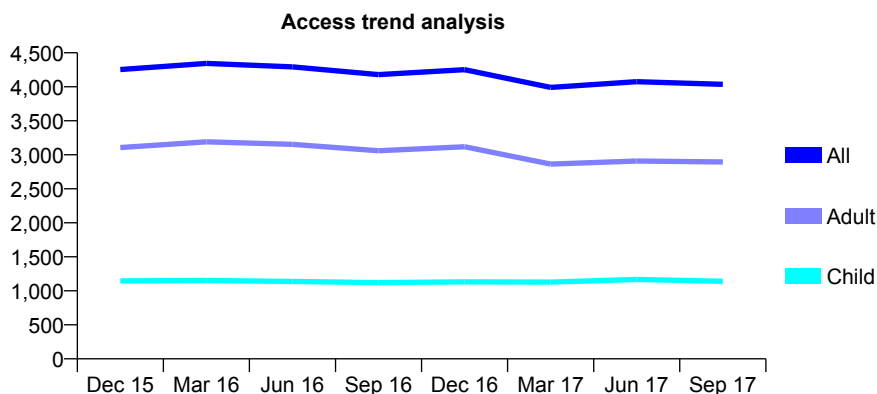
Q46 - Vital Signs At a Glance Contract Report for 179701/0001 - September 2017

Name or company name	Pearldent Dental Practice
Contract type name	GDS Contract
Purpose of contract	General
Contract start date	01/10/2009
Contract end date	

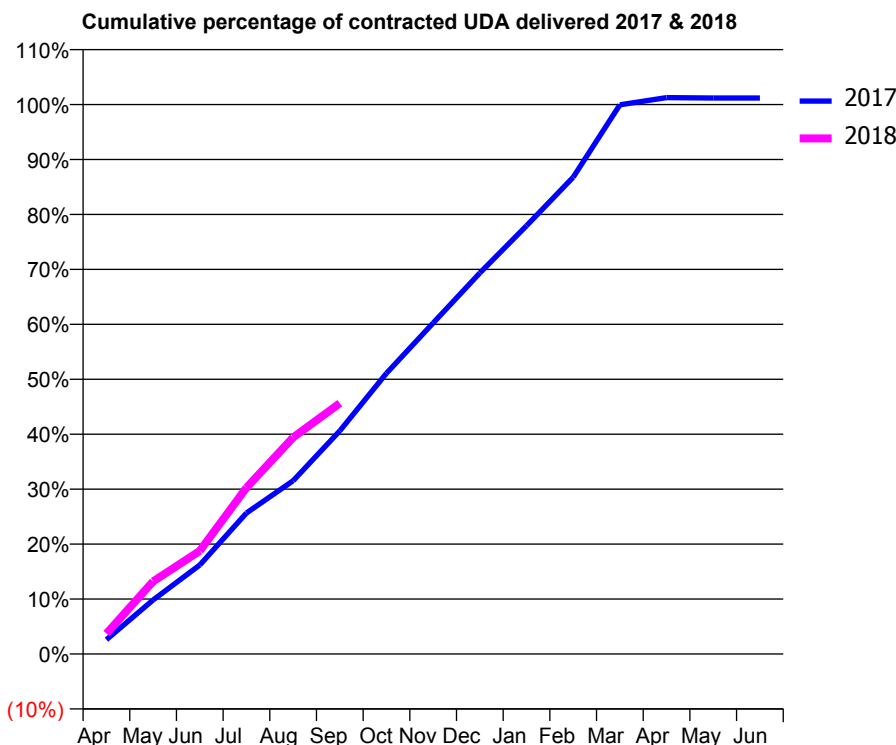
17/18 Contracted general activity (UDA)	9,900
Carry forward general activity (UDA)	0
17/18 Contracted orthodontic activity (UOA)	0
Carry forward orthodontic activity (UOA)	0
Baseline contract value	£351,315.83

ACCESS*

Patients seen in 24 months	Total	Change since previous quarter
Quarter ending September 2016	4,180	
Quarter ending December 2016	4,252	→
Quarter ending March 2017	3,992	↓
Quarter ending June 2017	4,076	↑
Quarter ending September 2017	4,036	→
Variance since September 2016	(3.4%)	↓



ACTIVITY



Month	Adjusted Scheduled Activity (UDA)	
	2017	2018
April	257	370
May	974	1,308
June	1,604	1,859
July	2,540	2,997
August	3,123	3,903
September	4,020	4,518
October	5,058	
November	5,965	
December	6,864	
January	7,715	
February	8,591	
March	9,893	
April	10,025	
May	10,018	
June	10,018	

QUALITY

	Quantity	Base Number	Contract	AT	Region	England
% of FP17s for the same patient ID Re-attending within 3 months - Children	75	980	7.7%	12.3%	12.8%	11.9%
% of FP17s for the same patient ID Re-attending within 3 months - Adults	243	2,236	10.9%	16.9%	16.5%	15.9%
% of FP17s for the same patient ID Re-attending between 3 & 9 months - Children	763	980	77.9%	57.6%	59.7%	58.1%
% of FP17s for the same patient ID Re-attending between 3 & 9 months - Adults	1,637	2,236	73.2%	50.8%	53.0%	50.6%
% of FP17s for Band 1 Urgent Courses	124	2,827	4.4%	10.4%	9.2%	9.1%
% of FP17s Relating to Free Repair or Replacements	12	2,827	0.4%	0.9%	1.0%	0.8%
% of FP17s Relating to Continuations	9	2,827	0.3%	1.1%	1.2%	1.1%
% of Patients satisfied with the dentistry they have received	5	5	N/A	91.1%	91.6%	91.4%
% of Patients satisfied with the time they had to wait for an appointment	5	5	N/A	87.5%	88.1%	87.7%

* This is based on patients treated on this contract for their most recent course of treatment. Figures in italics indicate the base number of FP17s or Patient Questionnaire responses are less than 100. N/A is shown where the base number of responses is less than 10 during the period. % is calculated as Quantity/Base number*100

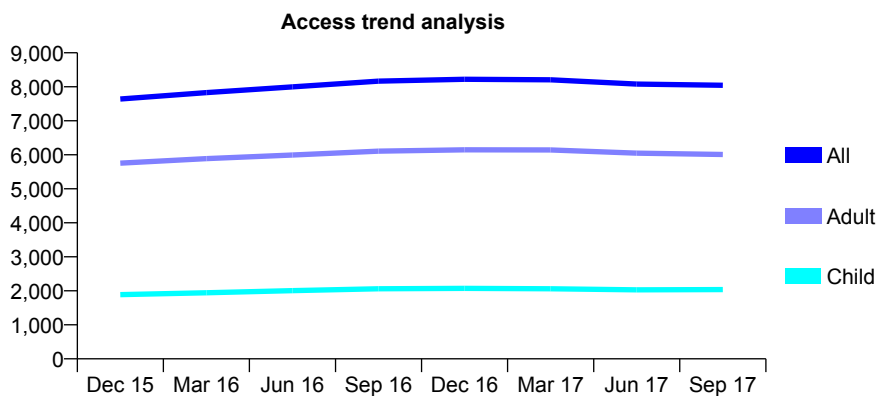
Q46 - Vital Signs At a Glance Contract Report for 179728/0001 - September 2017

Name or company name	Hadfield Dental Care Ltd
Contract type name	GDS Contract
Purpose of contract	General
Contract start date	01/12/2007
Contract end date	

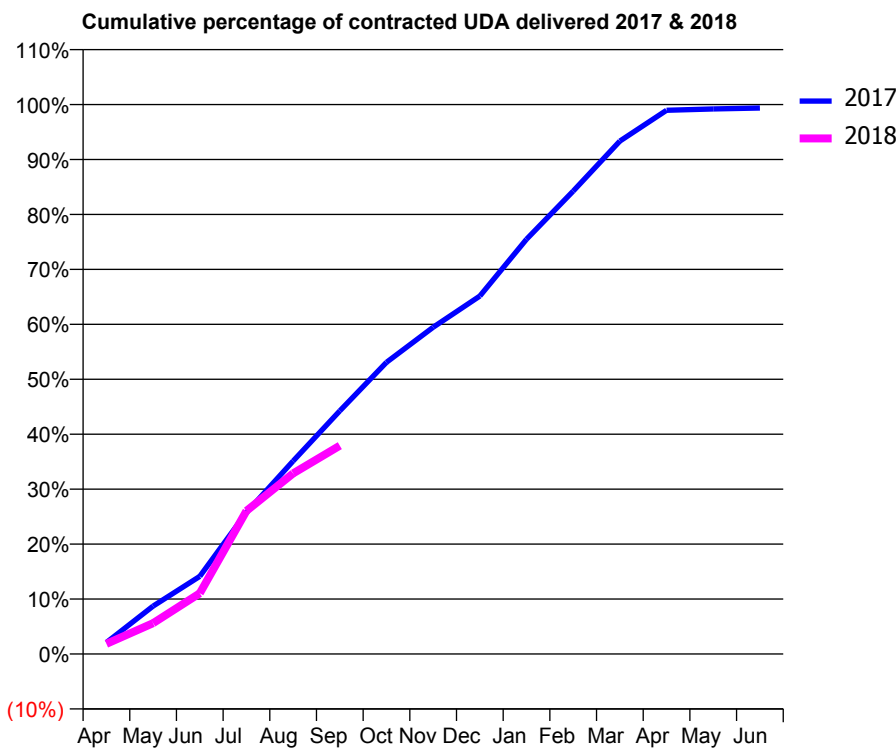
17/18 Contracted general activity (UDA)	24,325
Carry forward general activity (UDA)	0
17/18 Contracted orthodontic activity (UOA)	0
Carry forward orthodontic activity (UOA)	0
Baseline contract value	£811,018.77

ACCESS*

Patients seen in 24 months	Total	Change since previous quarter
Quarter ending September 2016	8,166	
Quarter ending December 2016	8,220	→
Quarter ending March 2017	8,205	→
Quarter ending June 2017	8,080	↓
Quarter ending September 2017	8,047	→
Variance since September 2016	(1.5%)	↓



ACTIVITY



Month	Adjusted Scheduled Activity (UDA)	
	2017	2018
April	513	454
May	2,125	1,365
June	3,439	2,688
July	6,264	6,334
August	8,544	7,998
September	10,764	9,221
October	12,912	
November	14,463	
December	15,845	
January	18,363	
February	20,494	
March	22,707	
April	24,069	
May	24,130	
June	24,172	

QUALITY

	Quantity	Base Number	Contract	AT	Region	England
% of FP17s for the same patient ID Re-attending within 3 months - Children	166	1,697	9.8%	12.3%	12.8%	11.9%
% of FP17s for the same patient ID Re-attending within 3 months - Adults	797	4,848	16.4%	16.9%	16.5%	15.9%
% of FP17s for the same patient ID Re-attending between 3 & 9 months - Children	1,204	1,697	70.9%	57.6%	59.7%	58.1%
% of FP17s for the same patient ID Re-attending between 3 & 9 months - Adults	3,213	4,848	66.3%	50.8%	53.0%	50.6%
% of FP17s for Band 1 Urgent Courses	584	5,662	10.3%	10.4%	9.2%	9.1%
% of FP17s Relating to Free Repair or Replacements	104	5,662	1.8%	0.9%	1.0%	0.8%
% of FP17s Relating to Continuations	24	5,662	0.4%	1.1%	1.2%	1.1%
% of Patients satisfied with the dentistry they have received	6	6	N/A	91.1%	91.6%	91.4%
% of Patients satisfied with the time they had to wait for an appointment	4	6	N/A	87.5%	88.1%	87.7%

* This is based on patients treated on this contract for their most recent course of treatment. Figures in italics indicate the base number of FP17s or Patient Questionnaire responses are less than 100. N/A is shown where the base number of responses is less than 10 during the period. % is calculated as Quantity/Base number*100

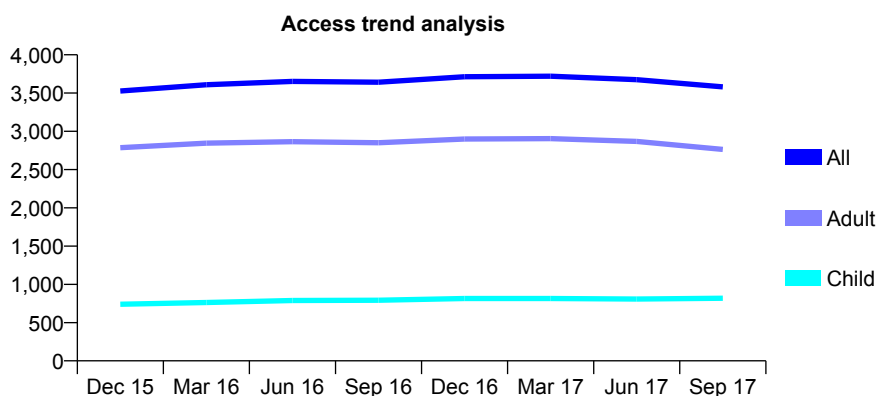
Q46 - Vital Signs At a Glance Contract Report for 180181/0001 - September 2017

Name or company name	New Cross Dental Care
Contract type name	GDS Contract
Purpose of contract	General
Contract start date	01/04/2010
Contract end date	

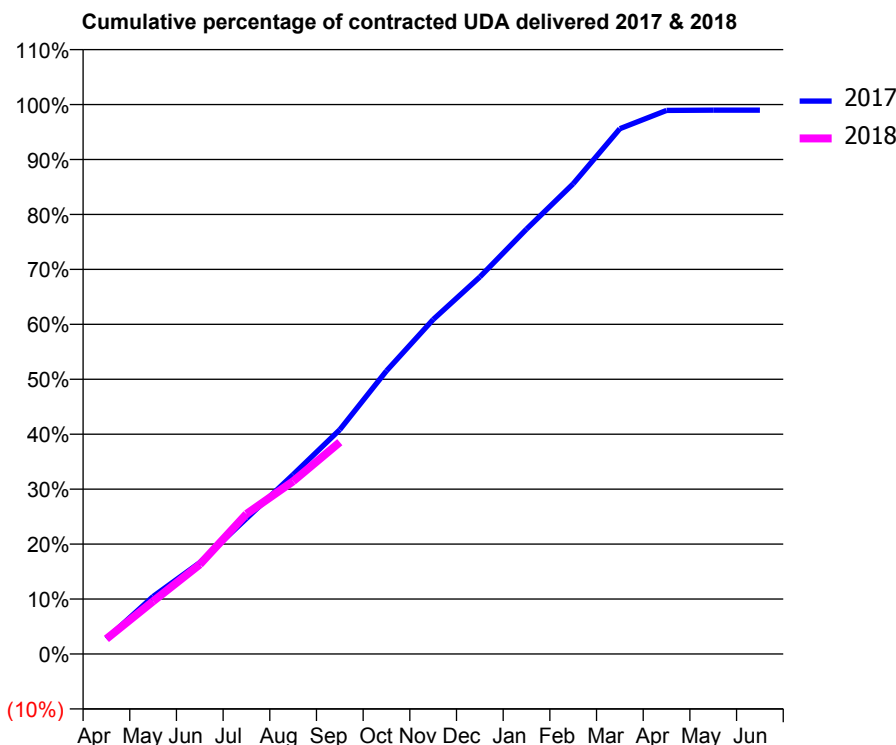
17/18 Contracted general activity (UDA)	10,669
Carry forward general activity (UDA)	0
17/18 Contracted orthodontic activity (UOA)	0
Carry forward orthodontic activity (UOA)	0
Baseline contract value	£303,211.25

ACCESS*

Patients seen in 24 months	Total	Change since previous quarter
Quarter ending September 2016	3,642	
Quarter ending December 2016	3,713	→
Quarter ending March 2017	3,720	→
Quarter ending June 2017	3,675	↓
Quarter ending September 2017	3,581	↓
Variance since September 2016	(1.7%)	↓



ACTIVITY



Month	Adjusted Scheduled Activity (UDA)	
	2017	2018
April	295	295
May	1,117	1,024
June	1,775	1,738
July	2,631	2,720
August	3,484	3,355
September	4,356	4,112
October	5,498	
November	6,494	
December	7,321	
January	8,251	
February	9,131	
March	10,200	
April	10,555	
May	10,560	
June	10,560	

QUALITY

	Quantity	Base Number	Contract	AT	Region	England
% of FP17s for the same patient ID Re-attending within 3 months - Children	20	491	4.1%	12.3%	12.8%	11.9%
% of FP17s for the same patient ID Re-attending within 3 months - Adults	121	1,450	8.3%	16.9%	16.5%	15.9%
% of FP17s for the same patient ID Re-attending between 3 & 9 months - Children	276	491	56.2%	57.6%	59.7%	58.1%
% of FP17s for the same patient ID Re-attending between 3 & 9 months - Adults	735	1,450	50.7%	50.8%	53.0%	50.6%
% of FP17s for Band 1 Urgent Courses	57	1,760	3.2%	10.4%	9.2%	9.1%
% of FP17s Relating to Free Repair or Replacements	22	1,760	1.3%	0.9%	1.0%	0.8%
% of FP17s Relating to Continuations	4	1,760	0.2%	1.1%	1.2%	1.1%
% of Patients satisfied with the dentistry they have received	3	4	N/A	91.1%	91.6%	91.4%
% of Patients satisfied with the time they had to wait for an appointment	3	4	N/A	87.5%	88.1%	87.7%

* This is based on patients treated on this contract for their most recent course of treatment. Figures in italics indicate the base number of FP17s or Patient Questionnaire responses are less than 100. N/A is shown where the base number of responses is less than 10 during the period. % is calculated as Quantity/Base number*100

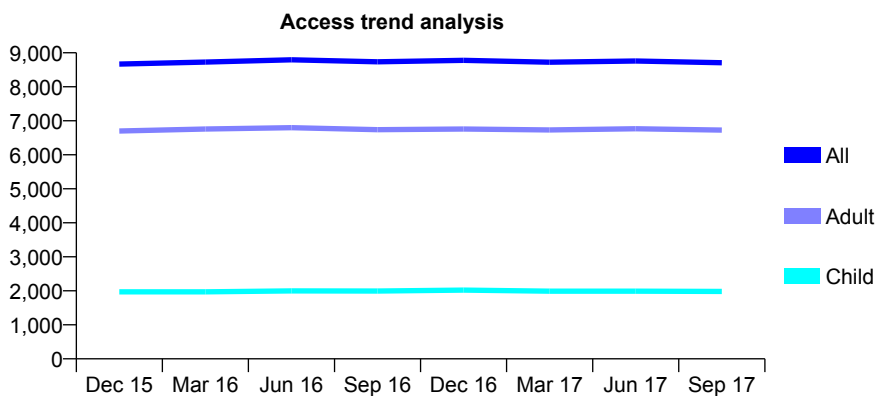
Q46 - Vital Signs At a Glance Contract Report for 180696/0001 - September 2017

Name or company name	Hyde Dental Practice
Contract type name	GDS Contract
Purpose of contract	General
Contract start date	01/04/2008
Contract end date	

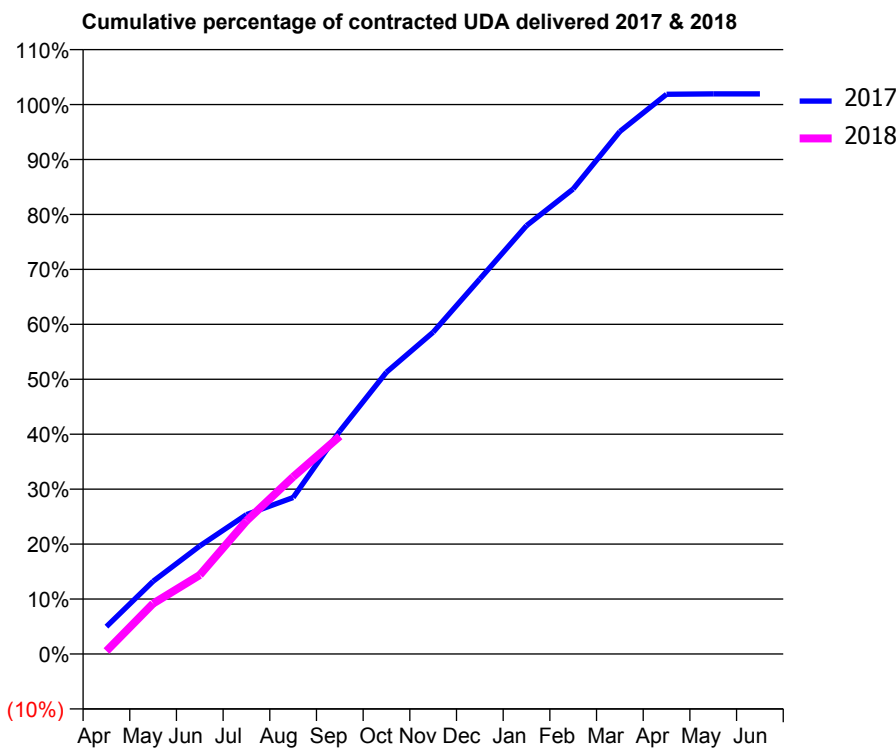
17/18 Contracted general activity (UDA)	26,195
Carry forward general activity (UDA)	0
17/18 Contracted orthodontic activity (UOA)	0
Carry forward orthodontic activity (UOA)	0
Baseline contract value	£861,436.87

ACCESS*

Patients seen in 24 months	Total	Change since previous quarter
Quarter ending September 2016	8,737	
Quarter ending December 2016	8,779	→
Quarter ending March 2017	8,724	→
Quarter ending June 2017	8,760	→
Quarter ending September 2017	8,708	→
Variance since September 2016	(0.3%)	→



ACTIVITY



Month	Adjusted Scheduled Activity (UDA)	
	2017	2018
April	1,305	145
May	3,469	2,406
June	5,149	3,763
July	6,643	6,349
August	7,462	8,444
September	10,625	10,383
October	13,432	
November	15,344	
December	17,878	
January	20,419	
February	22,167	
March	24,911	
April	26,680	
May	26,699	
June	26,699	

QUALITY

	Quantity	Base Number	Contract	AT	Region	England
% of FP17s for the same patient ID Re-attending within 3 months - Children	87	1,293	6.7%	12.3%	12.8%	11.9%
% of FP17s for the same patient ID Re-attending within 3 months - Adults	843	5,044	16.7%	16.9%	16.5%	15.9%
% of FP17s for the same patient ID Re-attending between 3 & 9 months - Children	758	1,293	58.6%	57.6%	59.7%	58.1%
% of FP17s for the same patient ID Re-attending between 3 & 9 months - Adults	3,058	5,044	60.6%	50.8%	53.0%	50.6%
% of FP17s for Band 1 Urgent Courses	739	5,465	13.5%	10.4%	9.2%	9.1%
% of FP17s Relating to Free Repair or Replacements	48	5,465	0.9%	0.9%	1.0%	0.8%
% of FP17s Relating to Continuations	44	5,465	0.8%	1.1%	1.2%	1.1%
% of Patients satisfied with the dentistry they have received	10	12	83.3%	91.1%	91.6%	91.4%
% of Patients satisfied with the time they had to wait for an appointment	11	12	91.7%	87.5%	88.1%	87.7%

* This is based on patients treated on this contract for their most recent course of treatment. Figures in italics indicate the base number of FP17s or Patient Questionnaire responses are less than 100. N/A is shown where the base number of responses is less than 10 during the period. % is calculated as Quantity/Base number*100

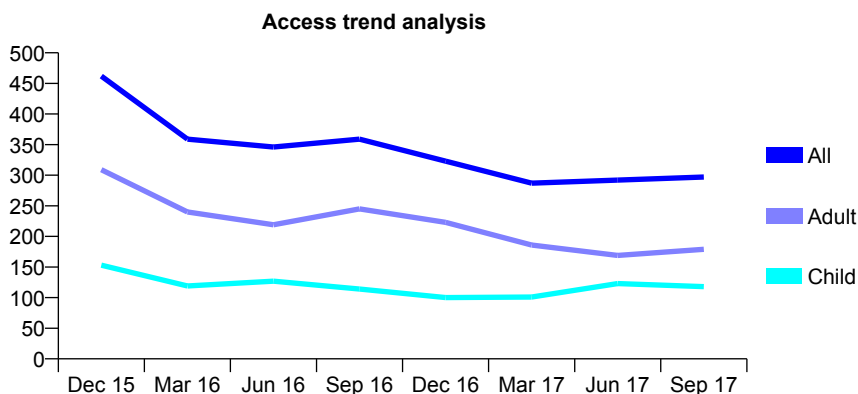
Q46 - Vital Signs At a Glance Contract Report for 180696/0002 - September 2017

Name or company name	Hyde Dental Practice
Contract type name	GDS Contract
Purpose of contract	General
Contract start date	01/10/2008
Contract end date	

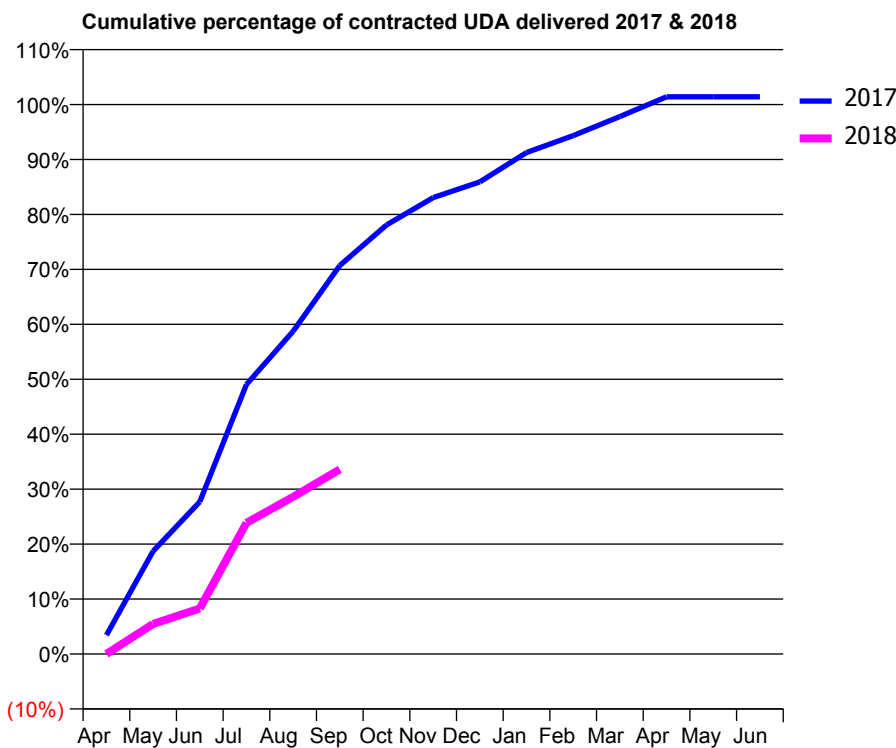
17/18 Contracted general activity (UDA)	1,500
Carry forward general activity (UDA)	0
17/18 Contracted orthodontic activity (UOA)	0
Carry forward orthodontic activity (UOA)	0
Baseline contract value	£50,088.73

ACCESS*

Patients seen in 24 months	Total	Change since previous quarter
Quarter ending September 2016	359	
Quarter ending December 2016	323	↓
Quarter ending March 2017	287	↓
Quarter ending June 2017	292	→
Quarter ending September 2017	297	→
Variance since September 2016	(17.3%)	↓



ACTIVITY



Month	Adjusted Scheduled Activity (UDA)	
	2017	2018
April	51	0
May	281	82
June	416	124
July	736	358
August	881	429
September	1,061	504
October	1,171	
November	1,246	
December	1,289	
January	1,369	
February	1,415	
March	1,467	
April	1,521	
May	1,521	
June	1,521	

QUALITY

	Quantity	Base Number	Contract	AT	Region	England
% of FP17s for the same patient ID Re-attending within 3 months - Children	0	73	0.0%	12.3%	12.8%	11.9%
% of FP17s for the same patient ID Re-attending within 3 months - Adults	1	110	0.9%	16.9%	16.5%	15.9%
% of FP17s for the same patient ID Re-attending between 3 & 9 months - Children	0	73	0.0%	57.6%	59.7%	58.1%
% of FP17s for the same patient ID Re-attending between 3 & 9 months - Adults	1	110	0.9%	50.8%	53.0%	50.6%
% of FP17s for Band 1 Urgent Courses	5	170	2.9%	10.4%	9.2%	9.1%
% of FP17s Relating to Free Repair or Replacements	1	170	0.6%	0.9%	1.0%	0.8%
% of FP17s Relating to Continuations	0	170	0.0%	1.1%	1.2%	1.1%
% of Patients satisfied with the dentistry they have received	0	0	N/A	91.1%	91.6%	91.4%
% of Patients satisfied with the time they had to wait for an appointment	0	0	N/A	87.5%	88.1%	87.7%

* This is based on patients treated on this contract for their most recent course of treatment. Figures in italics indicate the base number of FP17s or Patient Questionnaire responses are less than 100. N/A is shown where the base number of responses is less than 10 during the period. % is calculated as Quantity/Base number*100

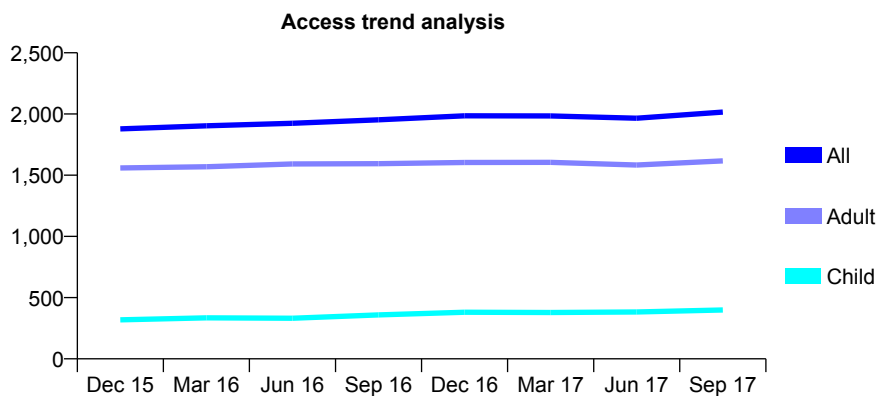
Q46 - Vital Signs At a Glance Contract Report for 181560/0001 - September 2017

Name or company name	Mr N Patel
Contract type name	GDS Contract
Purpose of contract	General
Contract start date	01/04/2012
Contract end date	

17/18 Contracted general activity (UDA)	7,129
Carry forward general activity (UDA)	0
17/18 Contracted orthodontic activity (UOA)	0
Carry forward orthodontic activity (UOA)	0
Baseline contract value	£229,527.24

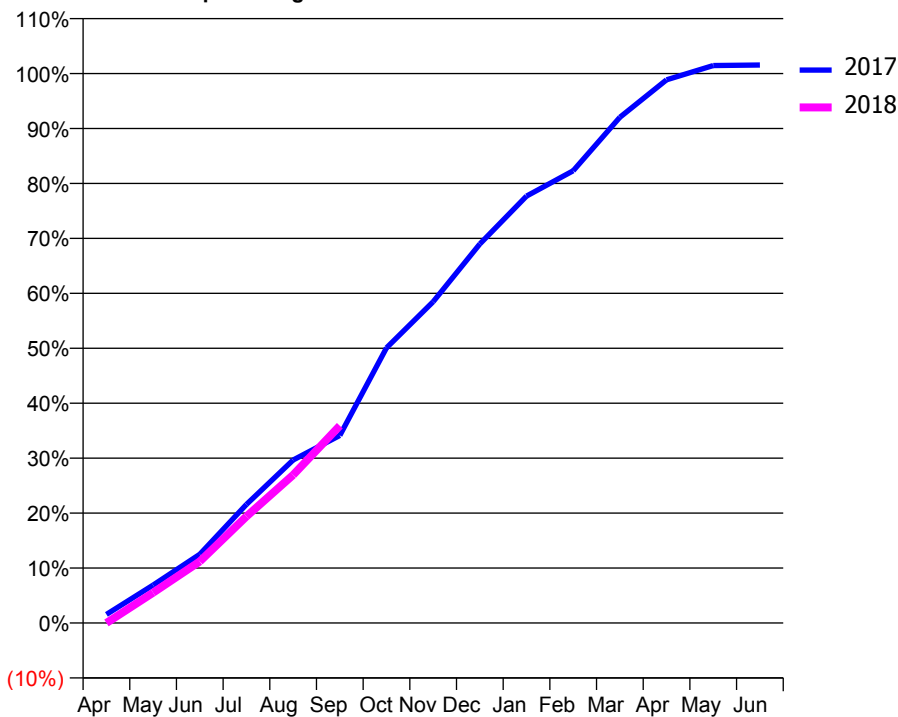
ACCESS*

Patients seen in 24 months	Total	Change since previous quarter
Quarter ending September 2016	1,953	
Quarter ending December 2016	1,985	→
Quarter ending March 2017	1,984	→
Quarter ending June 2017	1,966	→
Quarter ending September 2017	2,016	↑
Variance since September 2016	3.2%	↑



ACTIVITY

Cumulative percentage of contracted UDA delivered 2017 & 2018



Month	Adjusted Scheduled Activity (UDA)	
	2017	2018
April	111	0
May	492	394
June	891	799
July	1,538	1,384
August	2,115	1,922
September	2,433	2,560
October	3,570	
November	4,168	
December	4,917	
January	5,538	
February	5,868	
March	6,561	
April	7,047	
May	7,233	
June	7,240	

QUALITY

	Quantity	Base Number	Contract	AT	Region	England
% of FP17s for the same patient ID Re-attending within 3 months - Children	15	293	5.1%	12.3%	12.8%	11.9%
% of FP17s for the same patient ID Re-attending within 3 months - Adults	105	1,106	9.5%	16.9%	16.5%	15.9%
% of FP17s for the same patient ID Re-attending between 3 & 9 months - Children	177	293	60.4%	57.6%	59.7%	58.1%
% of FP17s for the same patient ID Re-attending between 3 & 9 months - Adults	668	1,106	60.4%	50.8%	53.0%	50.6%
% of FP17s for Band 1 Urgent Courses	44	1,041	4.2%	10.4%	9.2%	9.1%
% of FP17s Relating to Free Repair or Replacements	13	1,041	1.2%	0.9%	1.0%	0.8%
% of FP17s Relating to Continuations	6	1,041	0.6%	1.1%	1.2%	1.1%
% of Patients satisfied with the dentistry they have received	3	5	N/A	91.1%	91.6%	91.4%
% of Patients satisfied with the time they had to wait for an appointment	5	5	N/A	87.5%	88.1%	87.7%

* This is based on patients treated on this contract for their most recent course of treatment. Figures in italics indicate the base number of FP17s or Patient Questionnaire responses are less than 100. N/A is shown where the base number of responses is less than 10 during the period. % is calculated as Quantity/Base number*100

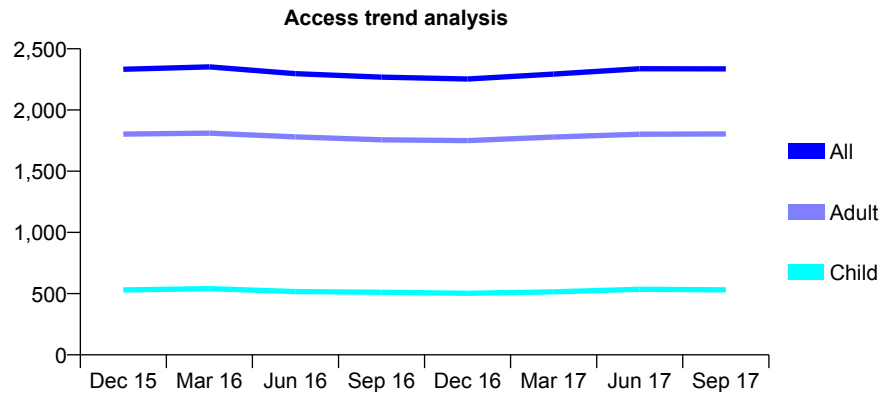
Q46 - Vital Signs At a Glance Contract Report for 182737/0001 - September 2017

Name or company name	Mrs JL Lapidus
Contract type name	GDS Contract
Purpose of contract	General
Contract start date	22/08/2013
Contract end date	

17/18 Contracted general activity (UDA)	5,564
Carry forward general activity (UDA)	0
17/18 Contracted orthodontic activity (UOA)	0
Carry forward orthodontic activity (UOA)	0
Baseline contract value	£150,873.81

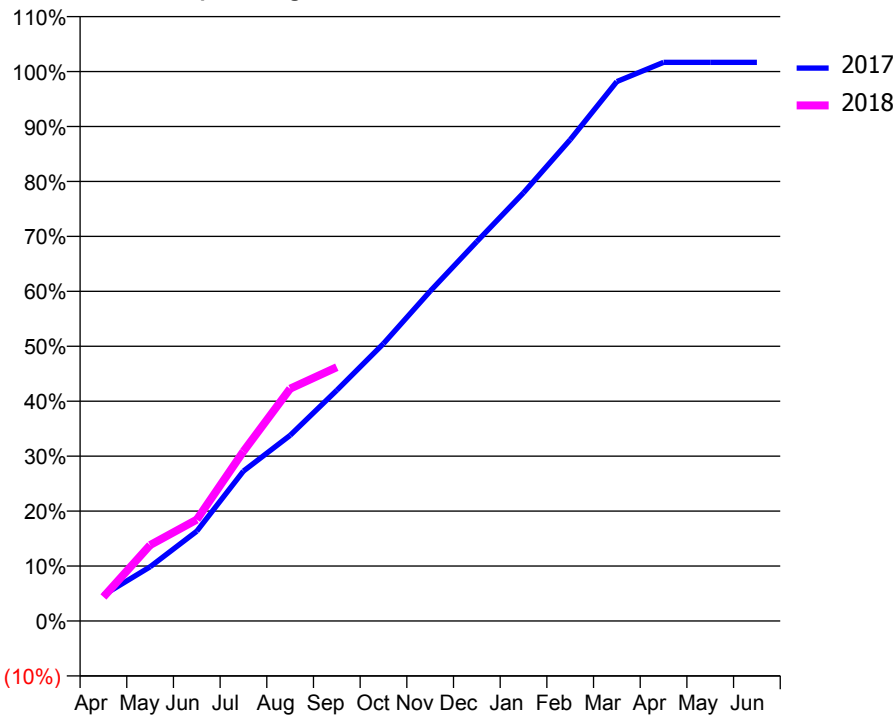
ACCESS*

Patients seen in 24 months	Total	Change since previous quarter
Quarter ending September 2016	2,268	
Quarter ending December 2016	2,253	→
Quarter ending March 2017	2,294	→
Quarter ending June 2017	2,337	→
Quarter ending September 2017	2,336	→
Variance since September 2016	3.0%	↑



ACTIVITY

Cumulative percentage of contracted UDA delivered 2017 & 2018



Month	Adjusted Scheduled Activity (UDA)	
	2017	2018
April	262	244
May	549	768
June	910	1,027
July	1,519	1,719
August	1,880	2,353
September	2,337	2,571
October	2,809	
November	3,339	
December	3,842	
January	4,336	
February	4,874	
March	5,462	
April	5,657	
May	5,657	
June	5,657	

QUALITY

	Quantity	Base Number	Contract	AT	Region	England
% of FP17s for the same patient ID Re-attending within 3 months - Children	21	334	6.3%	12.3%	12.8%	11.9%
% of FP17s for the same patient ID Re-attending within 3 months - Adults	66	1,076	6.1%	16.9%	16.5%	15.9%
% of FP17s for the same patient ID Re-attending between 3 & 9 months - Children	157	334	47.0%	57.6%	59.7%	58.1%
% of FP17s for the same patient ID Re-attending between 3 & 9 months - Adults	632	1,076	58.7%	50.8%	53.0%	50.6%
% of FP17s for Band 1 Urgent Courses	24	1,295	1.9%	10.4%	9.2%	9.1%
% of FP17s Relating to Free Repair or Replacements	6	1,295	0.5%	0.9%	1.0%	0.8%
% of FP17s Relating to Continuations	16	1,295	1.2%	1.1%	1.2%	1.1%
% of Patients satisfied with the dentistry they have received	3	3	N/A	91.1%	91.6%	91.4%
% of Patients satisfied with the time they had to wait for an appointment	3	3	N/A	87.5%	88.1%	87.7%

* This is based on patients treated on this contract for their most recent course of treatment. Figures in italics indicate the base number of FP17s or Patient Questionnaire responses are less than 100. N/A is shown where the base number of responses is less than 10 during the period. % is calculated as Quantity/Base number*100

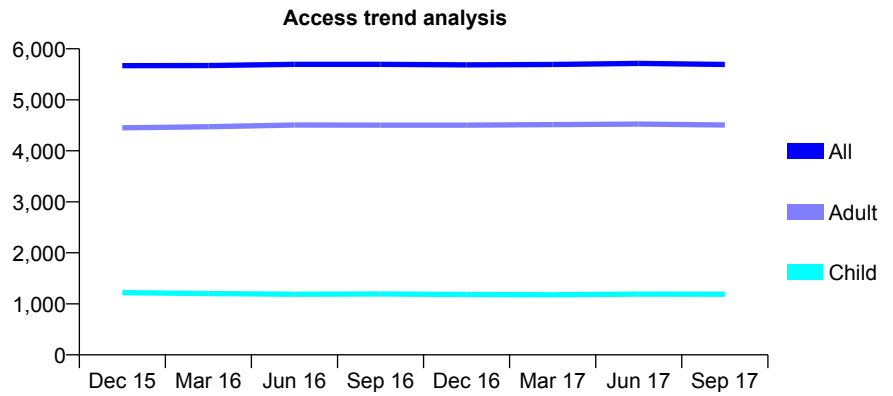
Q46 - Vital Signs At a Glance Contract Report for 183148/0001 - September 2017

Name or company name	Wood and Associate Dental Care LTD
Contract type name	GDS Contract
Purpose of contract	General
Contract start date	01/08/2007
Contract end date	

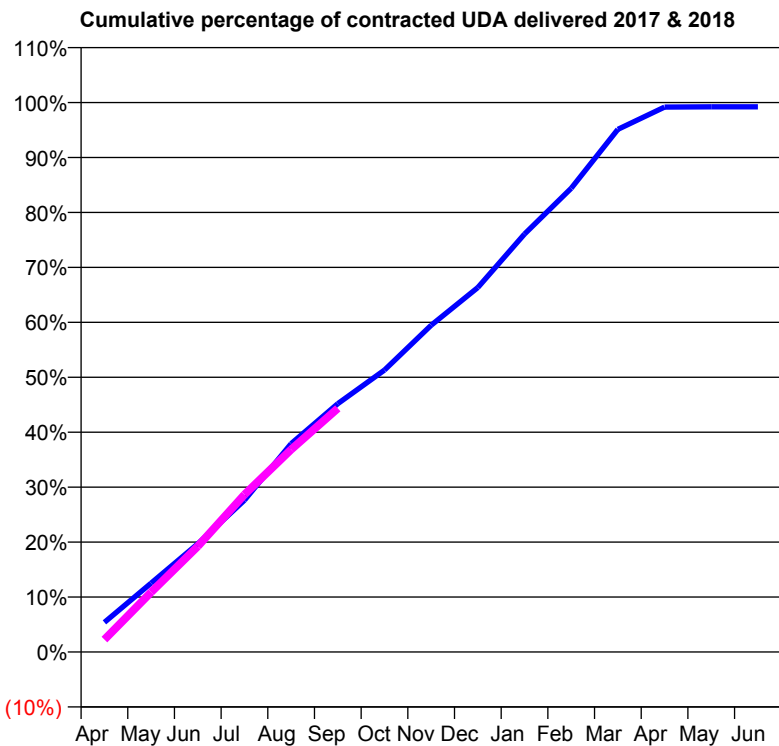
17/18 Contracted general activity (UDA)	15,240
Carry forward general activity (UDA)	0
17/18 Contracted orthodontic activity (UOA)	0
Carry forward orthodontic activity (UOA)	0
Baseline contract value	£508,902.97

ACCESS*

Patients seen in 24 months	Total	Change since previous quarter
Quarter ending September 2016	5,696	
Quarter ending December 2016	5,685	→
Quarter ending March 2017	5,692	→
Quarter ending June 2017	5,714	→
Quarter ending September 2017	5,693	→
Variance since September 2016	(0.1%)	→



ACTIVITY



Month	Adjusted Scheduled Activity (UDA)	
	2017	2018
April	823	347
May	1,910	1,660
June	3,002	2,931
July	4,210	4,367
August	5,780	5,615
September	6,890	6,757
October	7,819	
November	9,064	
December	10,110	
January	11,592	
February	12,861	
March	14,497	
April	15,114	
May	15,122	
June	15,122	

QUALITY

	Quantity	Base Number	Contract	AT	Region	England
% of FP17s for the same patient ID Re-attending within 3 months - Children	79	962	8.2%	12.3%	12.8%	11.9%
% of FP17s for the same patient ID Re-attending within 3 months - Adults	405	3,251	12.5%	16.9%	16.5%	15.9%
% of FP17s for the same patient ID Re-attending between 3 & 9 months - Children	614	962	63.8%	57.6%	59.7%	58.1%
% of FP17s for the same patient ID Re-attending between 3 & 9 months - Adults	1,814	3,251	55.8%	50.8%	53.0%	50.6%
% of FP17s for Band 1 Urgent Courses	371	3,920	9.5%	10.4%	9.2%	9.1%
% of FP17s Relating to Free Repair or Replacements	22	3,920	0.6%	0.9%	1.0%	0.8%
% of FP17s Relating to Continuations	48	3,920	1.2%	1.1%	1.2%	1.1%
% of Patients satisfied with the dentistry they have received	6	6	N/A	91.1%	91.6%	91.4%
% of Patients satisfied with the time they had to wait for an appointment	6	6	N/A	87.5%	88.1%	87.7%

* This is based on patients treated on this contract for their most recent course of treatment. Figures in italics indicate the base number of FP17s or Patient Questionnaire responses are less than 100. N/A is shown where the base number of responses is less than 10 during the period. % is calculated as Quantity/Base number*100

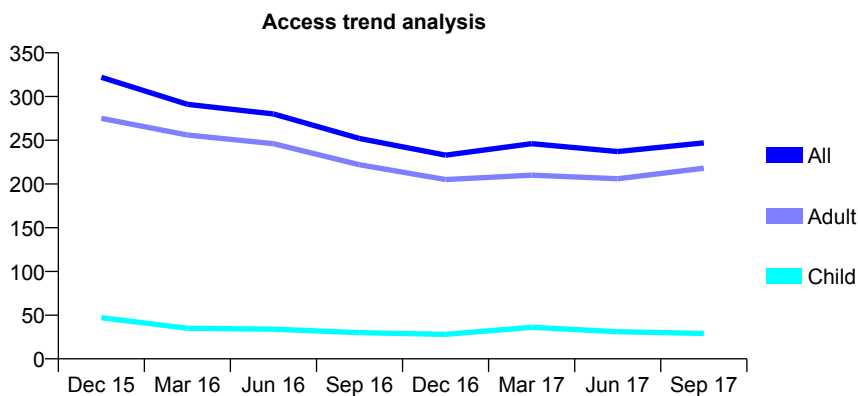
Q46 - Vital Signs At a Glance Contract Report for 183148/0002 - September 2017

Name or company name	Wood and Associate Dental Care LTD
Contract type name	GDS Contract
Purpose of contract	General
Contract start date	01/04/2012
Contract end date	

17/18 Contracted general activity (UDA)	1,000
Carry forward general activity (UDA)	0
17/18 Contracted orthodontic activity (UOA)	0
Carry forward orthodontic activity (UOA)	0
Baseline contract value	£33,392.47

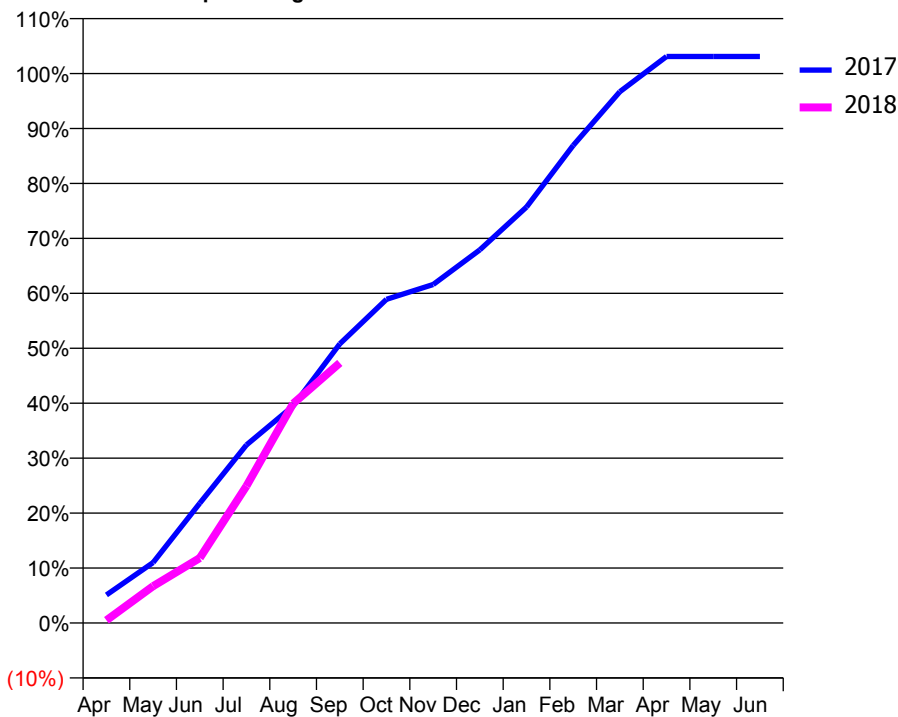
ACCESS*

Patients seen in 24 months	Total	Change since previous quarter
Quarter ending September 2016	252	
Quarter ending December 2016	233	↓
Quarter ending March 2017	246	↑
Quarter ending June 2017	237	↓
Quarter ending September 2017	247	↑
Variance since September 2016	(2.0%)	↓



ACTIVITY

Cumulative percentage of contracted UDA delivered 2017 & 2018



Month	Adjusted Scheduled Activity (UDA)	
	2017	2018
April	51	5
May	110	67
June	218	118
July	324	249
August	395	399
September	508	473
October	589	
November	616	
December	679	
January	757	
February	869	
March	967	
April	1,031	
May	1,031	
June	1,031	

QUALITY

	Quantity	Base Number	Contract	AT	Region	England
% of FP17s for the same patient ID Re-attending within 3 months - Children	0	9	0.0%	12.3%	12.8%	11.9%
% of FP17s for the same patient ID Re-attending within 3 months - Adults	2	113	1.8%	16.9%	16.5%	15.9%
% of FP17s for the same patient ID Re-attending between 3 & 9 months - Children	0	9	0.0%	57.6%	59.7%	58.1%
% of FP17s for the same patient ID Re-attending between 3 & 9 months - Adults	0	113	0.0%	50.8%	53.0%	50.6%
% of FP17s for Band 1 Urgent Courses	2	105	1.9%	10.4%	9.2%	9.1%
% of FP17s Relating to Free Repair or Replacements	0	105	0.0%	0.9%	1.0%	0.8%
% of FP17s Relating to Continuations	0	105	0.0%	1.1%	1.2%	1.1%
% of Patients satisfied with the dentistry they have received	0	0	N/A	91.1%	91.6%	91.4%
% of Patients satisfied with the time they had to wait for an appointment	0	0	N/A	87.5%	88.1%	87.7%

* This is based on patients treated on this contract for their most recent course of treatment. Figures in italics indicate the base number of FP17s or Patient Questionnaire responses are less than 100. N/A is shown where the base number of responses is less than 10 during the period. % is calculated as Quantity/Base number*100

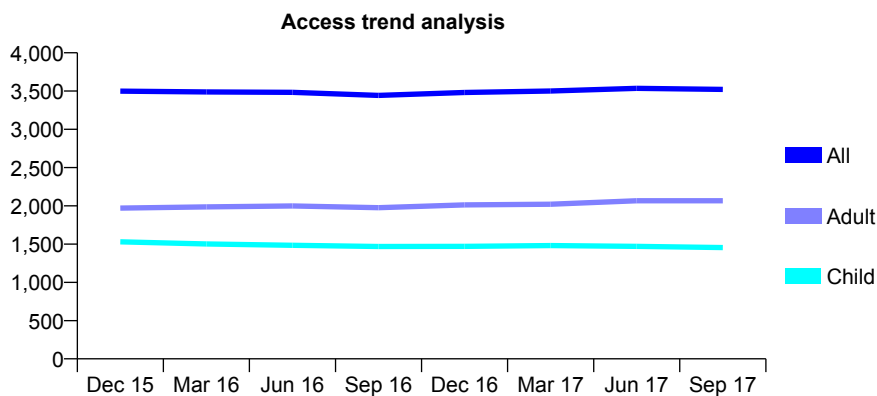
Q46 - Vital Signs At a Glance Contract Report for 184551/0001 - September 2017

Name or company name	Bamford Dental Practice
Contract type name	GDS Contract
Purpose of contract	General and Orthodontic
Contract start date	01/04/2006
Contract end date	

17/18 Contracted general activity (UDA)	9,554
Carry forward general activity (UDA)	39
17/18 Contracted orthodontic activity (UOA)	3,597
Carry forward orthodontic activity (UOA)	74
Baseline contract value	£502,614.76

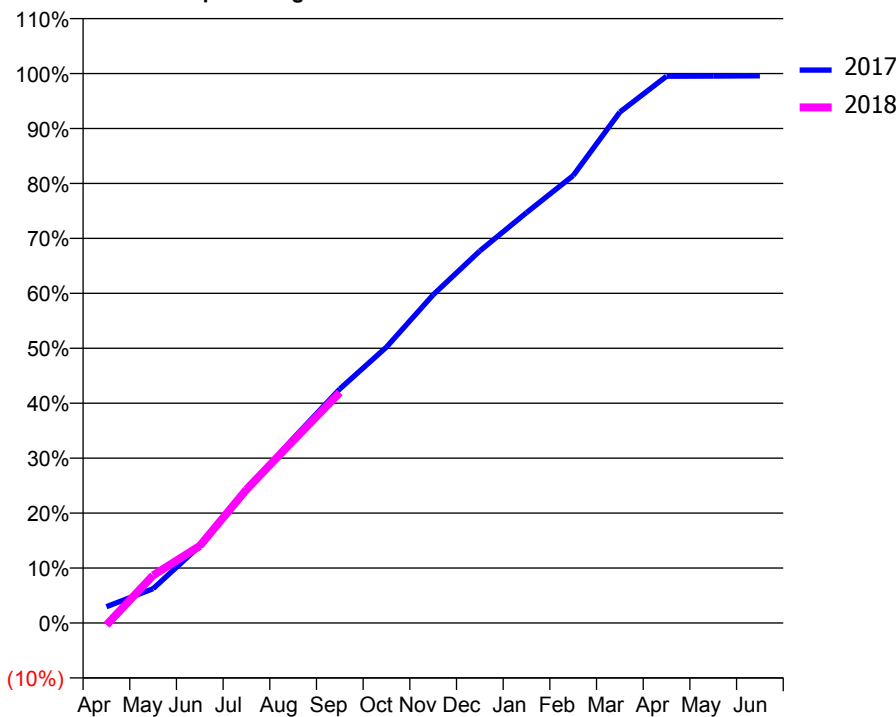
ACCESS*

Patients seen in 24 months	Total	Change since previous quarter
Quarter ending September 2016	3,443	
Quarter ending December 2016	3,482	→
Quarter ending March 2017	3,501	→
Quarter ending June 2017	3,536	→
Quarter ending September 2017	3,521	→
Variance since September 2016	2.3%	↑



ACTIVITY

Cumulative percentage of contracted UDA delivered 2017 & 2018



Month	Adjusted Scheduled Activity (UDA)	
	2017	2018
April	285	-36
May	597	829
June	1,342	1,341
July	2,299	2,321
August	3,208	3,170
September	4,071	4,007
October	4,797	
November	5,707	
December	6,470	
January	7,136	
February	7,780	
March	8,883	
April	9,507	
May	9,510	
June	9,515	

QUALITY

	Quantity	Base Number	Contract	AT	Region	England
% of FP17s for the same patient ID Re-attending within 3 months - Children	83	1,382	6.0%	12.3%	12.8%	11.9%
% of FP17s for the same patient ID Re-attending within 3 months - Adults	201	1,535	13.1%	16.9%	16.5%	15.9%
% of FP17s for the same patient ID Re-attending between 3 & 9 months - Children	798	1,382	57.7%	57.6%	59.7%	58.1%
% of FP17s for the same patient ID Re-attending between 3 & 9 months - Adults	947	1,535	61.7%	50.8%	53.0%	50.6%
% of FP17s for Band 1 Urgent Courses	57	2,293	2.5%	10.4%	9.2%	9.1%
% of FP17s Relating to Free Repair or Replacements	10	2,293	0.4%	0.9%	1.0%	0.8%
% of FP17s Relating to Continuations	31	2,293	1.4%	1.1%	1.2%	1.1%
% of Patients satisfied with the dentistry they have received	3	3	N/A	91.1%	91.6%	91.4%
% of Patients satisfied with the time they had to wait for an appointment	3	3	N/A	87.5%	88.1%	87.7%

* This is based on patients treated on this contract for their most recent course of treatment. Figures in italics indicate the base number of FP17s or Patient Questionnaire responses are less than 100. N/A is shown where the base number of responses is less than 10 during the period. % is calculated as Quantity/Base number*100

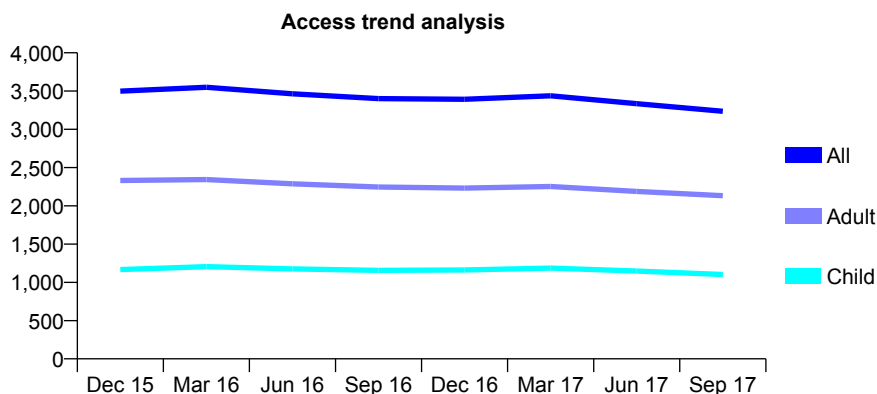
Q46 - Vital Signs At a Glance Contract Report for 189510/0001 - September 2017

Name or company name	Ravat and Ray Dental Care (Chadderton) L
Contract type name	GDS Contract
Purpose of contract	General
Contract start date	01/10/2013
Contract end date	

17/18 Contracted general activity (UDA)	11,056
Carry forward general activity (UDA)	0
17/18 Contracted orthodontic activity (UOA)	0
Carry forward orthodontic activity (UOA)	0
Baseline contract value	£328,810.08

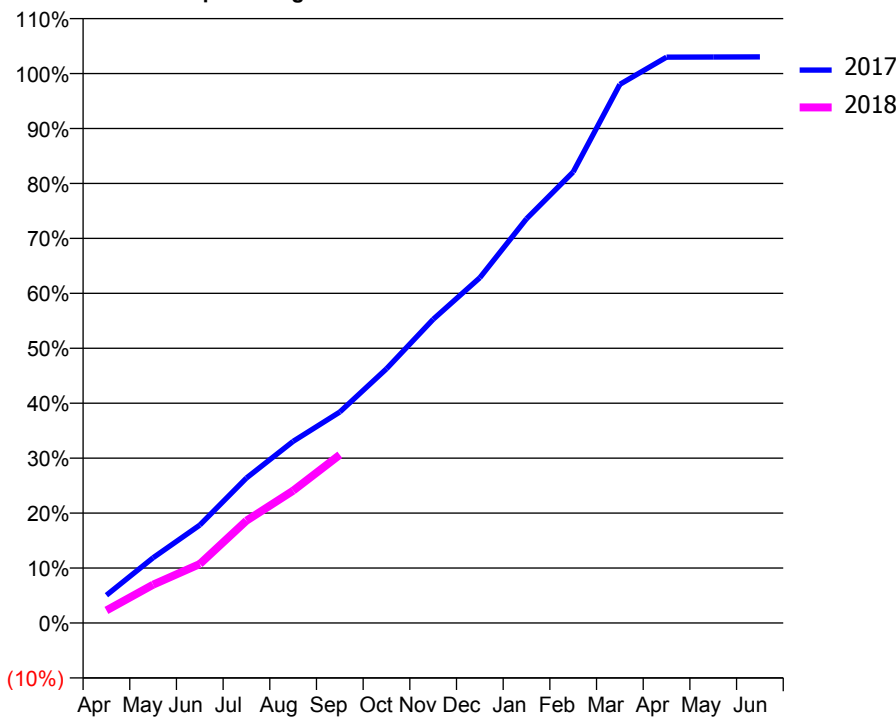
ACCESS*

Patients seen in 24 months	Total	Change since previous quarter
Quarter ending September 2016	3,402	
Quarter ending December 2016	3,393	→
Quarter ending March 2017	3,438	→
Quarter ending June 2017	3,335	↓
Quarter ending September 2017	3,235	↓
Variance since September 2016	(4.9%)	↓



ACTIVITY

Cumulative percentage of contracted UDA delivered 2017 & 2018



Adjusted Scheduled Activity (UDA)

Month	2017	2018
April	559	253
May	1,313	771
June	1,970	1,188
July	2,917	2,058
August	3,656	2,662
September	4,246	3,385
October	5,115	
November	6,109	
December	6,946	
January	8,133	
February	9,075	
March	10,837	
April	11,385	
May	11,389	
June	11,391	

QUALITY

	Quantity	Base Number	Contract	AT	Region	England
% of FP17s for the same patient ID Re-attending within 3 months - Children	81	681	11.9%	12.3%	12.8%	11.9%
% of FP17s for the same patient ID Re-attending within 3 months - Adults	240	1,115	21.5%	16.9%	16.5%	15.9%
% of FP17s for the same patient ID Re-attending between 3 & 9 months - Children	446	681	65.5%	57.6%	59.7%	58.1%
% of FP17s for the same patient ID Re-attending between 3 & 9 months - Adults	610	1,115	54.7%	50.8%	53.0%	50.6%
% of FP17s for Band 1 Urgent Courses	218	1,592	13.7%	10.4%	9.2%	9.1%
% of FP17s Relating to Free Repair or Replacements	15	1,592	0.9%	0.9%	1.0%	0.8%
% of FP17s Relating to Continuations	1	1,592	0.1%	1.1%	1.2%	1.1%
% of Patients satisfied with the dentistry they have received	5	5	N/A	91.1%	91.6%	91.4%
% of Patients satisfied with the time they had to wait for an appointment	3	5	N/A	87.5%	88.1%	87.7%

* This is based on patients treated on this contract for their most recent course of treatment. Figures in italics indicate the base number of FP17s or Patient Questionnaire responses are less than 100. N/A is shown where the base number of responses is less than 10 during the period. % is calculated as Quantity/Base number*100

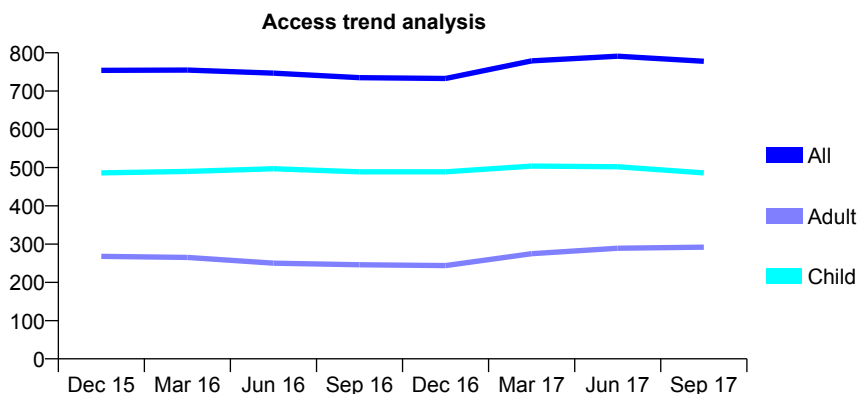
Q46 - Vital Signs At a Glance Contract Report for 189723/0001 - September 2017

Name or company name	Stretford Road Dental Practice
Contract type name	GDS Contract
Purpose of contract	General
Contract start date	12/08/2013
Contract end date	

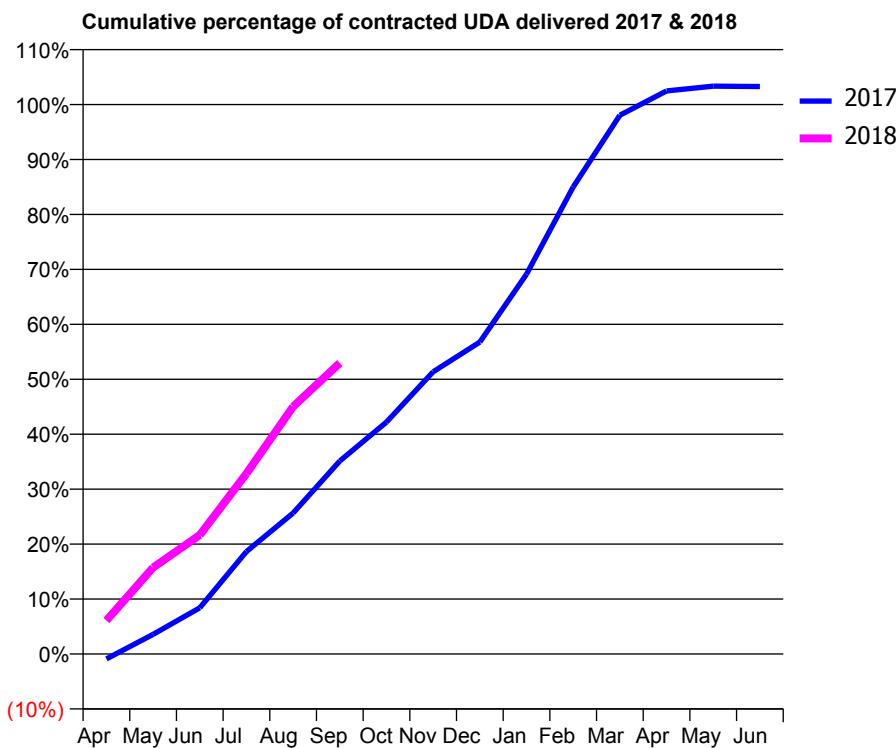
17/18 Contracted general activity (UDA)	1,828
Carry forward general activity (UDA)	0
17/18 Contracted orthodontic activity (UOA)	0
Carry forward orthodontic activity (UOA)	0
Baseline contract value	£45,199.03

ACCESS*

Patients seen in 24 months	Total	Change since previous quarter
Quarter ending September 2016	735	
Quarter ending December 2016	733	→
Quarter ending March 2017	779	↑
Quarter ending June 2017	791	→
Quarter ending September 2017	778	↓
Variance since September 2016	5.9%	↑



ACTIVITY



Adjusted Scheduled Activity (UDA)		
Month	2017	2018
April	-17	111
May	65	288
June	154	396
July	341	600
August	469	823
September	642	968
October	772	
November	939	
December	1,038	
January	1,264	
February	1,554	
March	1,792	
April	1,873	
May	1,889	
June	1,888	

QUALITY

	Quantity	Base Number	Contract	AT	Region	England
% of FP17s for the same patient ID Re-attending within 3 months - Children	60	407	14.7%	12.3%	12.8%	11.9%
% of FP17s for the same patient ID Re-attending within 3 months - Adults	31	172	18.0%	16.9%	16.5%	15.9%
% of FP17s for the same patient ID Re-attending between 3 & 9 months - Children	265	407	65.1%	57.6%	59.7%	58.1%
% of FP17s for the same patient ID Re-attending between 3 & 9 months - Adults	72	172	41.9%	50.8%	53.0%	50.6%
% of FP17s for Band 1 Urgent Courses	40	542	7.4%	10.4%	9.2%	9.1%
% of FP17s Relating to Free Repair or Replacements	0	542	0.0%	0.9%	1.0%	0.8%
% of FP17s Relating to Continuations	0	542	0.0%	1.1%	1.2%	1.1%
% of Patients satisfied with the dentistry they have received	1	1	N/A	91.1%	91.6%	91.4%
% of Patients satisfied with the time they had to wait for an appointment	1	1	N/A	87.5%	88.1%	87.7%

* This is based on patients treated on this contract for their most recent course of treatment. Figures in italics indicate the base number of FP17s or Patient Questionnaire responses are less than 100. N/A is shown where the base number of responses is less than 10 during the period. % is calculated as Quantity/Base number*100

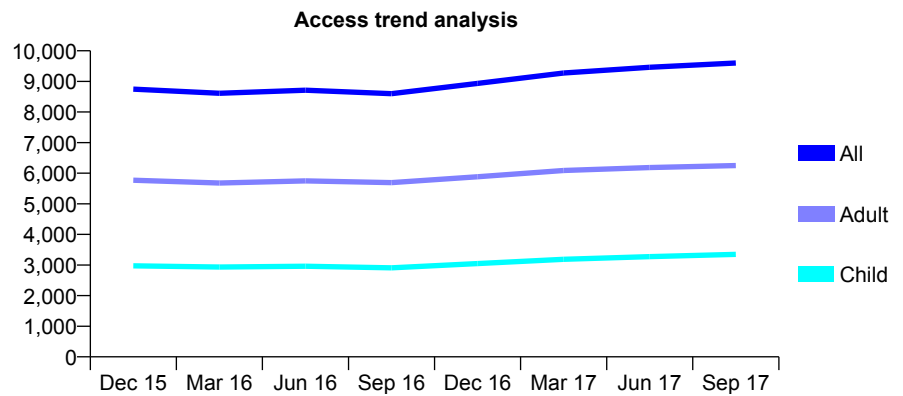
Q46 - Vital Signs At a Glance Contract Report for 190322/0001 - September 2017

Name or company name	Moston Dental Surgery
Contract type name	GDS Contract
Purpose of contract	General
Contract start date	08/10/2010
Contract end date	

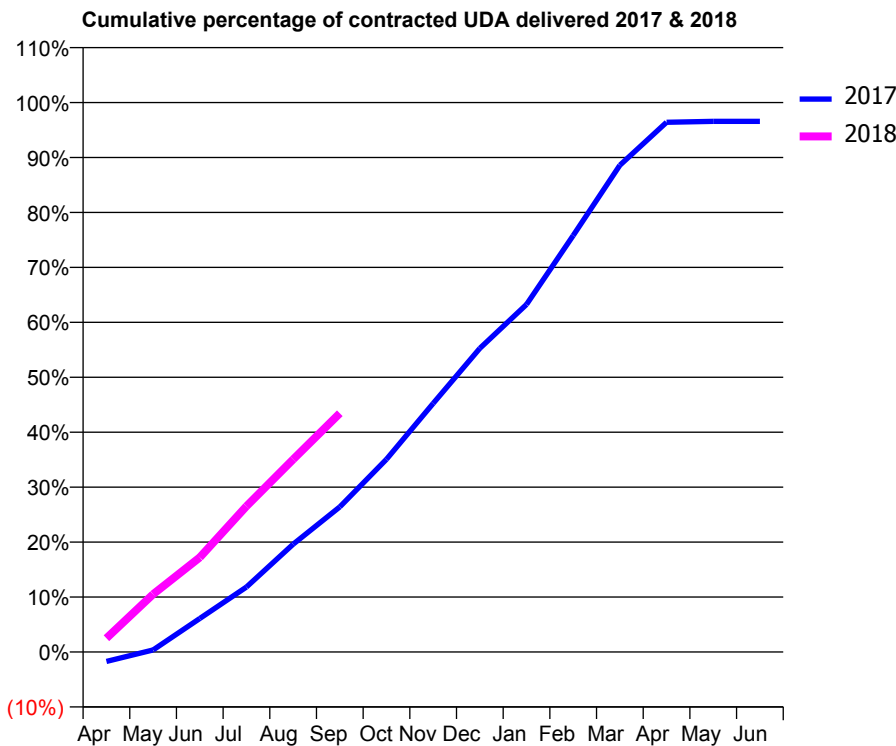
17/18 Contracted general activity (UDA)	30,673
Carry forward general activity (UDA)	0
17/18 Contracted orthodontic activity (UOA)	0
Carry forward orthodontic activity (UOA)	0
Baseline contract value	£750,891.46

ACCESS*

Patients seen in 24 months	Total	Change since previous quarter
Quarter ending September 2016	8,601	
Quarter ending December 2016	8,934	↑
Quarter ending March 2017	9,276	↑
Quarter ending June 2017	9,462	↑
Quarter ending September 2017	9,601	→
Variance since September 2016	11.6%	↑



ACTIVITY



Month	Adjusted Scheduled Activity (UDA)	
	2017	2018
April	-534	770
May	116	3,230
June	1,868	5,283
July	3,629	8,141
August	6,021	10,752
September	8,105	13,331
October	10,762	
November	13,876	
December	16,954	
January	19,400	
February	23,253	
March	27,170	
April	29,566	
May	29,623	
June	29,623	

QUALITY

	Quantity	Base Number	Contract	AT	Region	England
% of FP17s for the same patient ID Re-attending within 3 months - Children	104	1,855	5.6%	12.3%	12.8%	11.9%
% of FP17s for the same patient ID Re-attending within 3 months - Adults	255	2,956	8.6%	16.9%	16.5%	15.9%
% of FP17s for the same patient ID Re-attending between 3 & 9 months - Children	778	1,855	41.9%	57.6%	59.7%	58.1%
% of FP17s for the same patient ID Re-attending between 3 & 9 months - Adults	1,126	2,956	38.1%	50.8%	53.0%	50.6%
% of FP17s for Band 1 Urgent Courses	167	4,269	3.9%	10.4%	9.2%	9.1%
% of FP17s Relating to Free Repair or Replacements	19	4,269	0.4%	0.9%	1.0%	0.8%
% of FP17s Relating to Continuations	52	4,269	1.2%	1.1%	1.2%	1.1%
% of Patients satisfied with the dentistry they have received	11	13	84.6%	91.1%	91.6%	91.4%
% of Patients satisfied with the time they had to wait for an appointment	13	13	100.0%	87.5%	88.1%	87.7%

* This is based on patients treated on this contract for their most recent course of treatment. Figures in italics indicate the base number of FP17s or Patient Questionnaire responses are less than 100. N/A is shown where the base number of responses is less than 10 during the period. % is calculated as Quantity/Base number*100

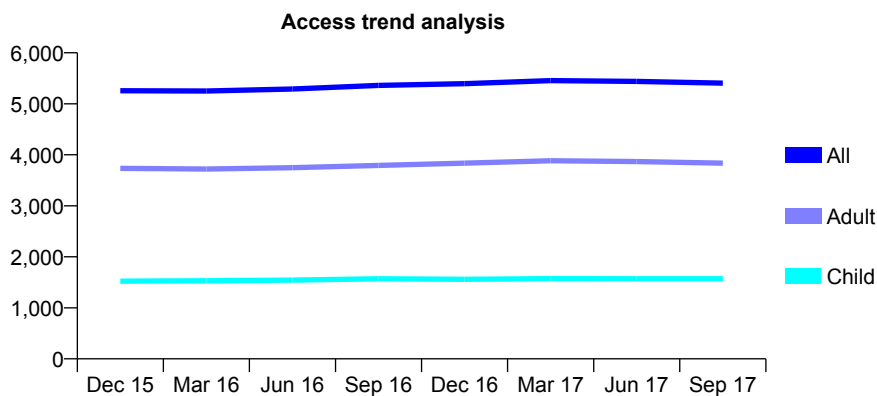
Q46 - Vital Signs At a Glance Contract Report for 190470/0004 - September 2017

Name or company name	G.k.A (1996) Ltd
Contract type name	GDS Contract
Purpose of contract	General
Contract start date	01/04/2008
Contract end date	

17/18 Contracted general activity (UDA)	15,529
Carry forward general activity (UDA)	0
17/18 Contracted orthodontic activity (UOA)	0
Carry forward orthodontic activity (UOA)	0
Baseline contract value	£478,445.75

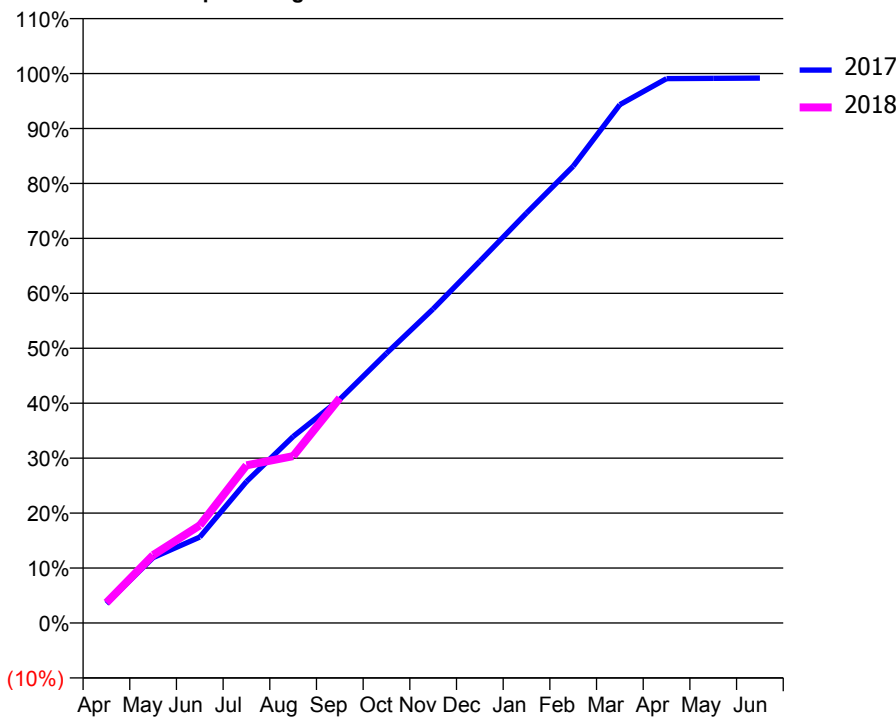
ACCESS*

Patients seen in 24 months	Total	Change since previous quarter
Quarter ending September 2016	5,362	
Quarter ending December 2016	5,395	→
Quarter ending March 2017	5,456	→
Quarter ending June 2017	5,439	→
Quarter ending September 2017	5,406	→
Variance since September 2016	0.8%	→



ACTIVITY

Cumulative percentage of contracted UDA delivered 2017 & 2018



Adjusted Scheduled Activity (UDA)

Month	2017	2018
April	547	574
May	1,850	1,920
June	2,431	2,762
July	3,995	4,456
August	5,271	4,715
September	6,322	6,361
October	7,621	
November	8,876	
December	10,225	
January	11,585	
February	12,910	
March	14,649	
April	15,384	
May	15,390	
June	15,400	

QUALITY

	Quantity	Base Number	Contract	AT	Region	England
% of FP17s for the same patient ID Re-attending within 3 months - Children	82	1,000	8.2%	12.3%	12.8%	11.9%
% of FP17s for the same patient ID Re-attending within 3 months - Adults	321	2,296	14.0%	16.9%	16.5%	15.9%
% of FP17s for the same patient ID Re-attending between 3 & 9 months - Children	533	1,000	53.3%	57.6%	59.7%	58.1%
% of FP17s for the same patient ID Re-attending between 3 & 9 months - Adults	1,150	2,296	50.1%	50.8%	53.0%	50.6%
% of FP17s for Band 1 Urgent Courses	195	3,000	6.5%	10.4%	9.2%	9.1%
% of FP17s Relating to Free Repair or Replacements	26	3,000	0.9%	0.9%	1.0%	0.8%
% of FP17s Relating to Continuations	22	3,000	0.7%	1.1%	1.2%	1.1%
% of Patients satisfied with the dentistry they have received	4	6	N/A	91.1%	91.6%	91.4%
% of Patients satisfied with the time they had to wait for an appointment	4	6	N/A	87.5%	88.1%	87.7%

* This is based on patients treated on this contract for their most recent course of treatment. Figures in italics indicate the base number of FP17s or Patient Questionnaire responses are less than 100. N/A is shown where the base number of responses is less than 10 during the period. % is calculated as Quantity/Base number*100

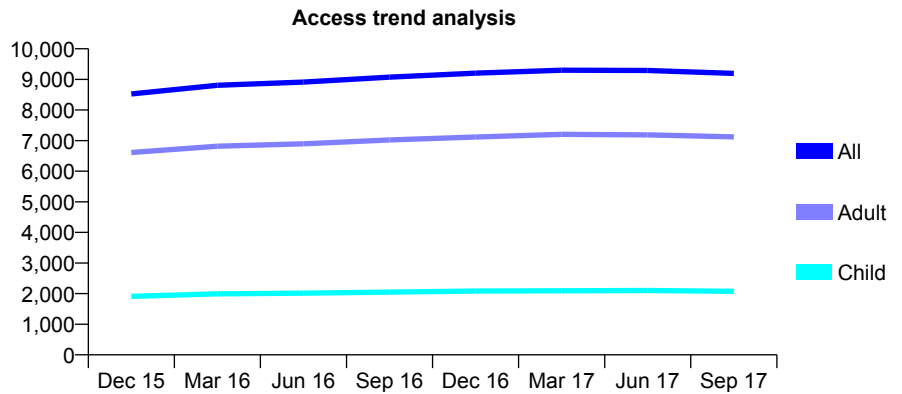
Q46 - Vital Signs At a Glance Contract Report for 190470/0005 - September 2017

Name or company name	G.k.A (1996) Ltd
Contract type name	GDS Contract
Purpose of contract	General
Contract start date	01/04/2008
Contract end date	

17/18 Contracted general activity (UDA)	23,132
Carry forward general activity (UDA)	0
17/18 Contracted orthodontic activity (UOA)	0
Carry forward orthodontic activity (UOA)	0
Baseline contract value	£686,934.79

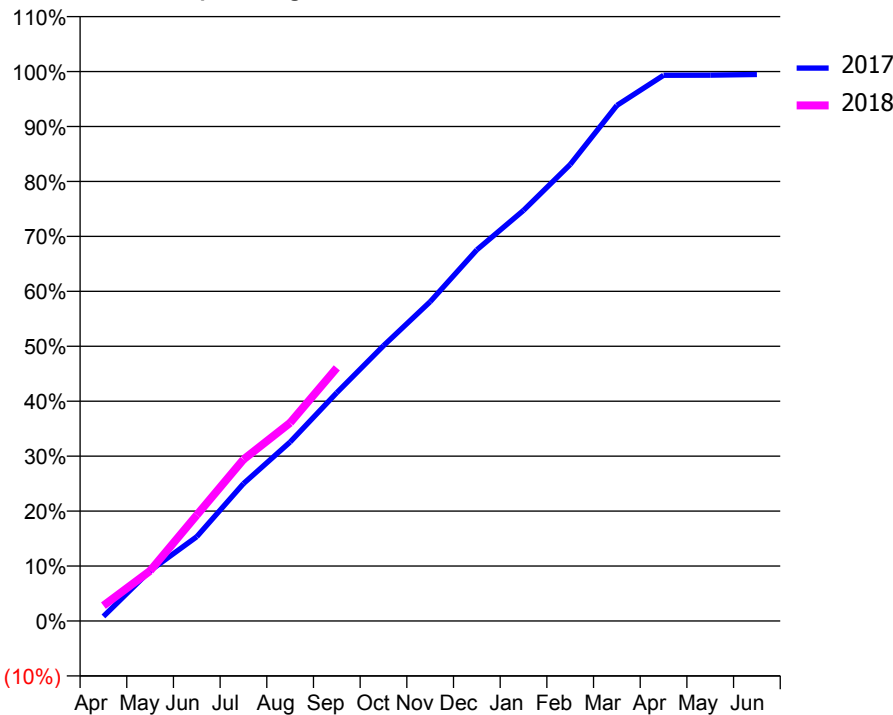
ACCESS*

Patients seen in 24 months	Total	Change since previous quarter
Quarter ending September 2016	9,072	
Quarter ending December 2016	9,204	→
Quarter ending March 2017	9,299	→
Quarter ending June 2017	9,292	→
Quarter ending September 2017	9,196	↓
Variance since September 2016	1.4%	→



ACTIVITY

Cumulative percentage of contracted UDA delivered 2017 & 2018



Month	Adjusted Scheduled Activity (UDA)	
	2017	2018
April	196	649
May	2,119	2,113
June	3,552	4,458
July	5,785	6,799
August	7,539	8,342
September	9,612	10,659
October	11,591	
November	13,442	
December	15,626	
January	17,285	
February	19,216	
March	21,705	
April	22,976	
May	22,977	
June	23,009	

QUALITY

	Quantity	Base Number	Contract	AT	Region	England
% of FP17s for the same patient ID Re-attending within 3 months - Children	201	1,472	13.7%	12.3%	12.8%	11.9%
% of FP17s for the same patient ID Re-attending within 3 months - Adults	848	4,860	17.4%	16.9%	16.5%	15.9%
% of FP17s for the same patient ID Re-attending between 3 & 9 months - Children	697	1,472	47.4%	57.6%	59.7%	58.1%
% of FP17s for the same patient ID Re-attending between 3 & 9 months - Adults	2,199	4,860	45.2%	50.8%	53.0%	50.6%
% of FP17s for Band 1 Urgent Courses	339	5,694	6.0%	10.4%	9.2%	9.1%
% of FP17s Relating to Free Repair or Replacements	88	5,694	1.5%	0.9%	1.0%	0.8%
% of FP17s Relating to Continuations	75	5,694	1.3%	1.1%	1.2%	1.1%
% of Patients satisfied with the dentistry they have received	5	5	N/A	91.1%	91.6%	91.4%
% of Patients satisfied with the time they had to wait for an appointment	5	5	N/A	87.5%	88.1%	87.7%

* This is based on patients treated on this contract for their most recent course of treatment. Figures in italics indicate the base number of FP17s or Patient Questionnaire responses are less than 100. N/A is shown where the base number of responses is less than 10 during the period. % is calculated as Quantity/Base number*100

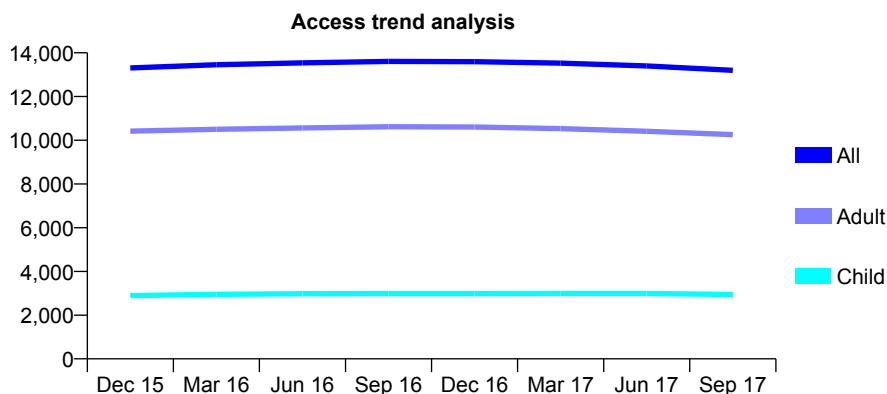
Q46 - Vital Signs At a Glance Contract Report for 190470/0007 - September 2017

Name or company name	G.k.A (1996) Ltd
Contract type name	GDS Contract
Purpose of contract	General and Orthodontic
Contract start date	01/05/2009
Contract end date	

17/18 Contracted general activity (UDA)	40,268
Carry forward general activity (UDA)	533
17/18 Contracted orthodontic activity (UOA)	2,541
Carry forward orthodontic activity (UOA)	20
Baseline contract value	£1,292,765.85

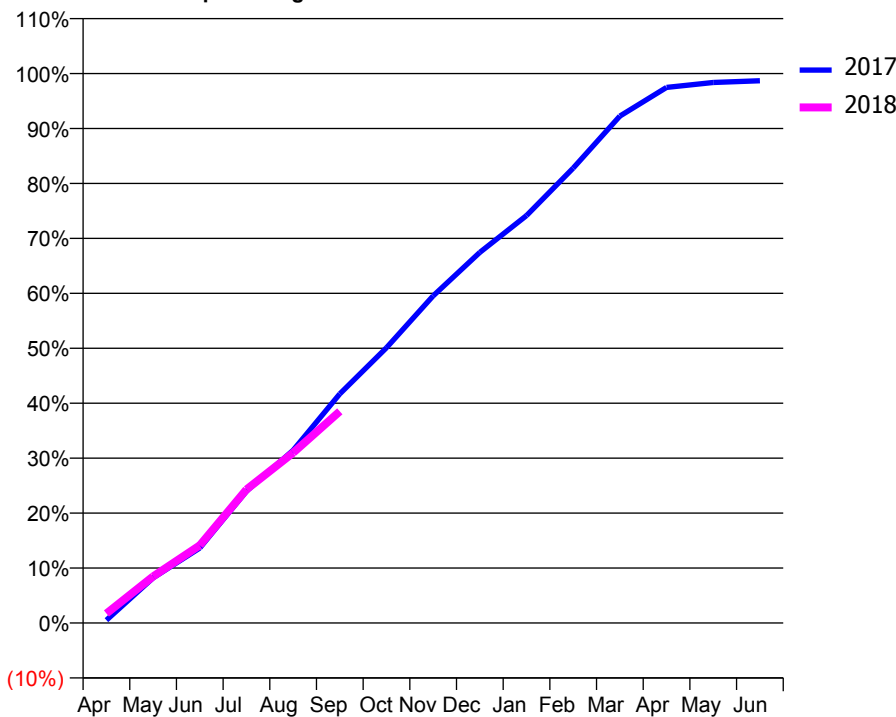
ACCESS*

Patients seen in 24 months	Total	Change since previous quarter
Quarter ending September 2016	13,609	
Quarter ending December 2016	13,594	→
Quarter ending March 2017	13,525	→
Quarter ending June 2017	13,402	→
Quarter ending September 2017	13,200	↓
Variance since September 2016	(3.0%)	↓



ACTIVITY

Cumulative percentage of contracted UDA delivered 2017 & 2018



Month	Adjusted Scheduled Activity (UDA)	
	2017	2018
April	209	702
May	3,306	3,410
June	5,494	5,688
July	9,658	9,787
August	12,659	12,470
September	16,790	15,514
October	20,175	
November	23,976	
December	27,163	
January	29,857	
February	33,332	
March	37,149	
April	39,253	
May	39,613	
June	39,735	

QUALITY

	Quantity	Base Number	Contract	AT	Region	England
% of FP17s for the same patient ID Re-attending within 3 months - Children	294	2,061	14.3%	12.3%	12.8%	11.9%
% of FP17s for the same patient ID Re-attending within 3 months - Adults	1,391	6,774	20.5%	16.9%	16.5%	15.9%
% of FP17s for the same patient ID Re-attending between 3 & 9 months - Children	1,042	2,061	50.6%	57.6%	59.7%	58.1%
% of FP17s for the same patient ID Re-attending between 3 & 9 months - Adults	3,156	6,774	46.6%	50.8%	53.0%	50.6%
% of FP17s for Band 1 Urgent Courses	875	7,466	11.7%	10.4%	9.2%	9.1%
% of FP17s Relating to Free Repair or Replacements	167	7,466	2.2%	0.9%	1.0%	0.8%
% of FP17s Relating to Continuations	109	7,466	1.5%	1.1%	1.2%	1.1%
% of Patients satisfied with the dentistry they have received	11	13	84.6%	91.1%	91.6%	91.4%
% of Patients satisfied with the time they had to wait for an appointment	11	13	84.6%	87.5%	88.1%	87.7%

* This is based on patients treated on this contract for their most recent course of treatment. Figures in italics indicate the base number of FP17s or Patient Questionnaire responses are less than 100. N/A is shown where the base number of responses is less than 10 during the period. % is calculated as Quantity/Base number*100

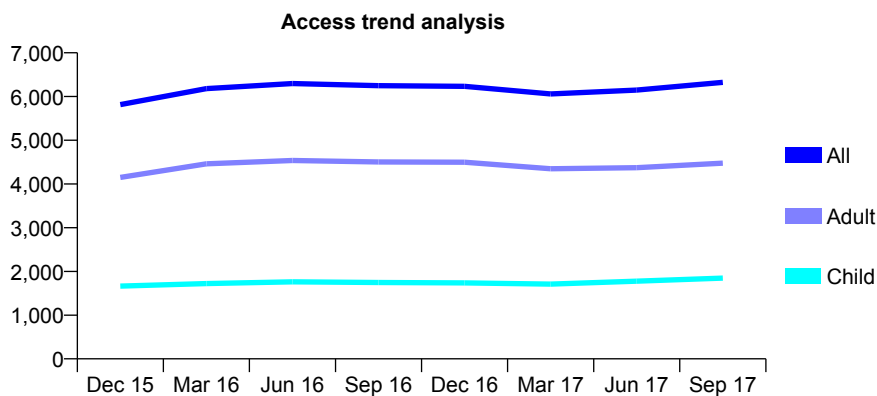
Q46 - Vital Signs At a Glance Contract Report for 191515/0001 - September 2017

Name or company name	Birch Dental Practice
Contract type name	GDS Contract
Purpose of contract	General
Contract start date	01/05/2014
Contract end date	

17/18 Contracted general activity (UDA)	20,344
Carry forward general activity (UDA)	0
17/18 Contracted orthodontic activity (UOA)	0
Carry forward orthodontic activity (UOA)	0
Baseline contract value	£631,002.86

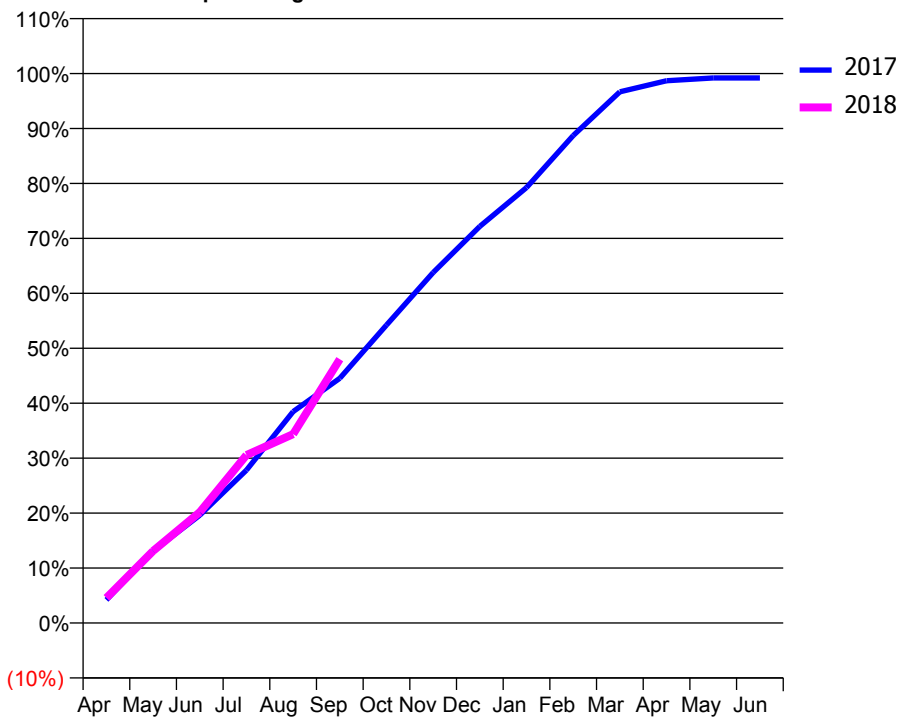
ACCESS*

Patients seen in 24 months	Total	Change since previous quarter
Quarter ending September 2016	6,249	
Quarter ending December 2016	6,232	→
Quarter ending March 2017	6,059	↓
Quarter ending June 2017	6,149	→
Quarter ending September 2017	6,323	↑
Variance since September 2016	1.2%	→



ACTIVITY

Cumulative percentage of contracted UDA delivered 2017 & 2018



Month	Adjusted Scheduled Activity (UDA)	
	2017	2018
April	857	930
May	2,663	2,667
June	3,989	4,103
July	5,660	6,219
August	7,826	6,992
September	9,063	9,769
October	11,029	
November	12,978	
December	14,685	
January	16,121	
February	18,046	
March	19,666	
April	20,075	
May	20,178	
June	20,178	

QUALITY

	Quantity	Base Number	Contract	AT	Region	England
% of FP17s for the same patient ID Re-attending within 3 months - Children	120	1,146	10.5%	12.3%	12.8%	11.9%
% of FP17s for the same patient ID Re-attending within 3 months - Adults	594	2,599	22.9%	16.9%	16.5%	15.9%
% of FP17s for the same patient ID Re-attending between 3 & 9 months - Children	330	1,146	28.8%	57.6%	59.7%	58.1%
% of FP17s for the same patient ID Re-attending between 3 & 9 months - Adults	687	2,599	26.4%	50.8%	53.0%	50.6%
% of FP17s for Band 1 Urgent Courses	441	3,159	14.0%	10.4%	9.2%	9.1%
% of FP17s Relating to Free Repair or Replacements	19	3,159	0.6%	0.9%	1.0%	0.8%
% of FP17s Relating to Continuations	87	3,159	2.8%	1.1%	1.2%	1.1%
% of Patients satisfied with the dentistry they have received	2	3	N/A	91.1%	91.6%	91.4%
% of Patients satisfied with the time they had to wait for an appointment	1	3	N/A	87.5%	88.1%	87.7%

* This is based on patients treated on this contract for their most recent course of treatment. Figures in italics indicate the base number of FP17s or Patient Questionnaire responses are less than 100. N/A is shown where the base number of responses is less than 10 during the period. % is calculated as Quantity/Base number*100

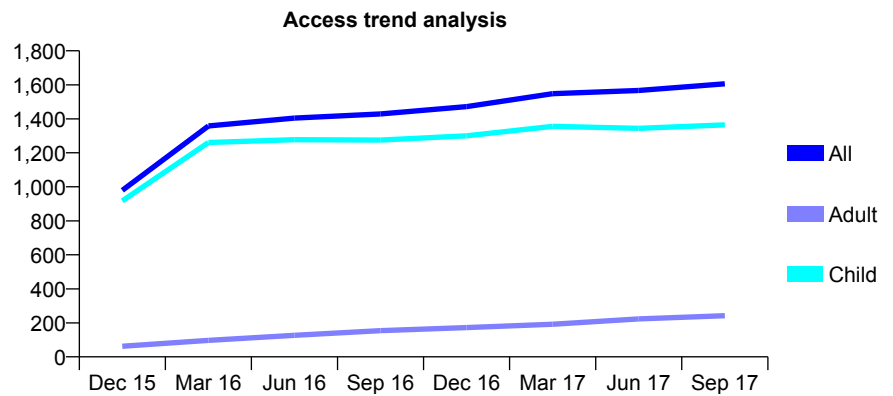
Q46 - Vital Signs At a Glance Contract Report for 191574/0001 - September 2017

Name or company name	Highton and Bate
Contract type name	GDS Contract
Purpose of contract	General
Contract start date	01/08/2015
Contract end date	

17/18 Contracted general activity (UDA)	4,200
Carry forward general activity (UDA)	0
17/18 Contracted orthodontic activity (UOA)	0
Carry forward orthodontic activity (UOA)	0
Baseline contract value	£119,137.39

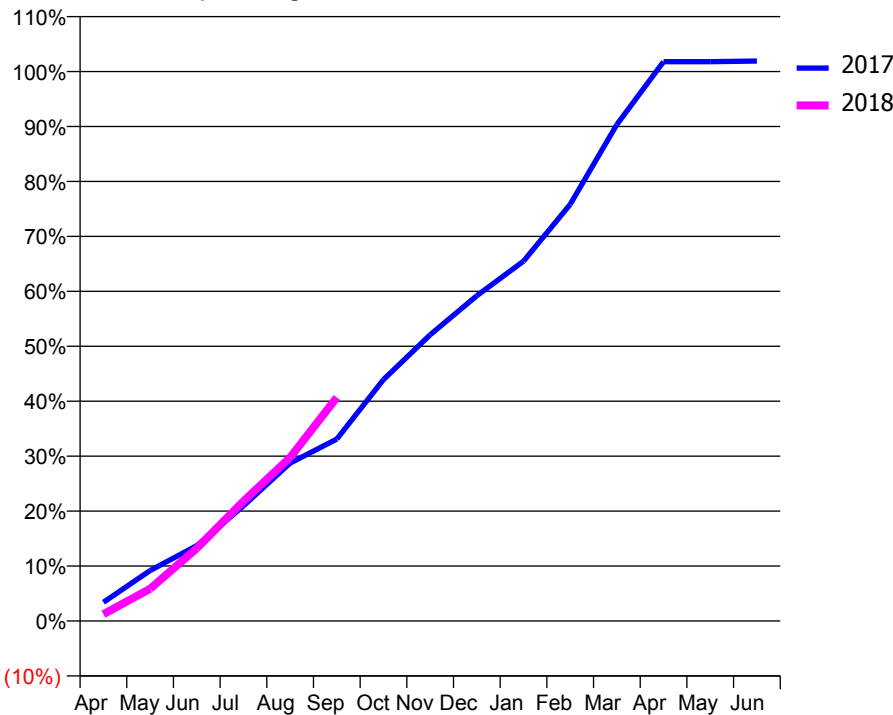
ACCESS*

Patients seen in 24 months	Total	Change since previous quarter
Quarter ending September 2016	1,429	
Quarter ending December 2016	1,472	↑
Quarter ending March 2017	1,548	↑
Quarter ending June 2017	1,567	→
Quarter ending September 2017	1,606	↑
Variance since September 2016	12.4%	↑



ACTIVITY

Cumulative percentage of contracted UDA delivered 2017 & 2018



Month	Adjusted Scheduled Activity (UDA)	
	2017	2018
April	143	52
May	385	246
June	576	556
July	880	916
August	1,207	1,250
September	1,391	1,708
October	1,846	
November	2,188	
December	2,486	
January	2,750	
February	3,185	
March	3,795	
April	4,275	
May	4,275	
June	4,280	

QUALITY

	Quantity	Base Number	Contract	AT	Region	England
% of FP17s for the same patient ID Re-attending within 3 months - Children	197	1,403	14.0%	12.3%	12.8%	11.9%
% of FP17s for the same patient ID Re-attending within 3 months - Adults	14	130	10.8%	16.9%	16.5%	15.9%
% of FP17s for the same patient ID Re-attending between 3 & 9 months - Children	1,031	1,403	73.5%	57.6%	59.7%	58.1%
% of FP17s for the same patient ID Re-attending between 3 & 9 months - Adults	93	130	71.5%	50.8%	53.0%	50.6%
% of FP17s for Band 1 Urgent Courses	41	1,227	3.3%	10.4%	9.2%	9.1%
% of FP17s Relating to Free Repair or Replacements	3	1,227	0.2%	0.9%	1.0%	0.8%
% of FP17s Relating to Continuations	1	1,227	0.1%	1.1%	1.2%	1.1%
% of Patients satisfied with the dentistry they have received	5	5	N/A	91.1%	91.6%	91.4%
% of Patients satisfied with the time they had to wait for an appointment	4	5	N/A	87.5%	88.1%	87.7%

* This is based on patients treated on this contract for their most recent course of treatment. Figures in italics indicate the base number of FP17s or Patient Questionnaire responses are less than 100. N/A is shown where the base number of responses is less than 10 during the period. % is calculated as Quantity/Base number*100

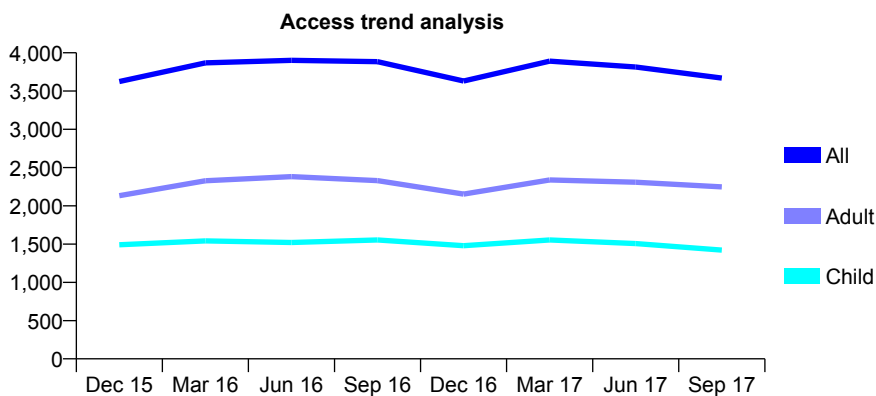
Q46 - Vital Signs At a Glance Contract Report for 191809/0001 - September 2017

Name or company name	Swinton Practice Ltd
Contract type name	GDS Contract
Purpose of contract	General
Contract start date	01/07/2010
Contract end date	

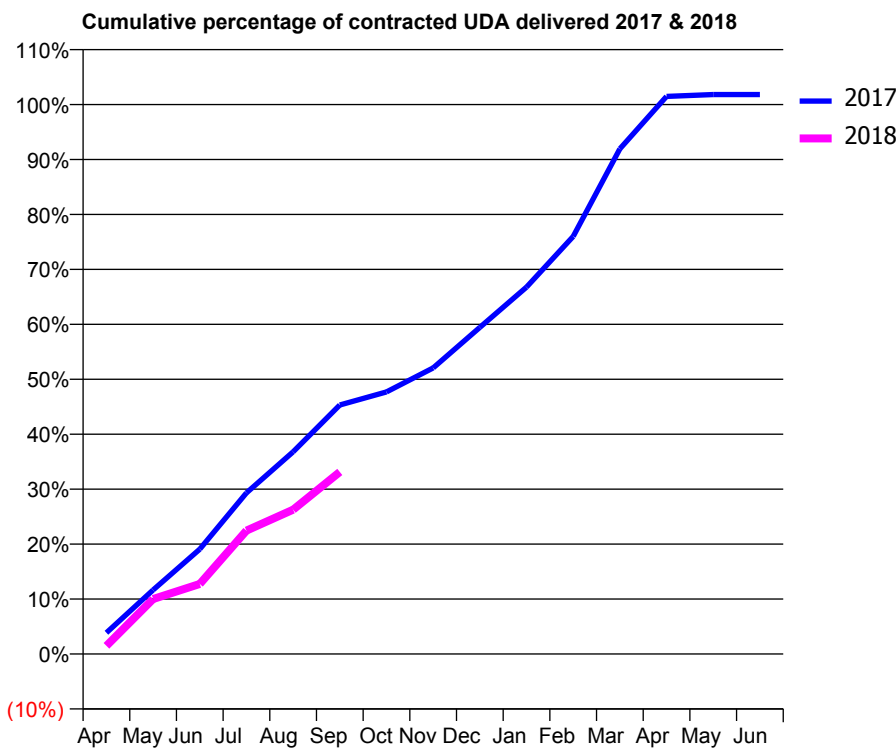
17/18 Contracted general activity (UDA)	12,066
Carry forward general activity (UDA)	0
17/18 Contracted orthodontic activity (UOA)	0
Carry forward orthodontic activity (UOA)	0
Baseline contract value	£319,584.87

ACCESS*

Patients seen in 24 months	Total	Change since previous quarter
Quarter ending September 2016	3,884	
Quarter ending December 2016	3,632	↓
Quarter ending March 2017	3,891	↑
Quarter ending June 2017	3,814	↓
Quarter ending September 2017	3,669	↓
Variance since September 2016	(5.5%)	↓



ACTIVITY



Month	Adjusted Scheduled Activity (UDA)	
	2017	2018
April	468	180
May	1,406	1,207
June	2,302	1,538
July	3,539	2,710
August	4,441	3,170
September	5,469	3,999
October	5,756	
November	6,282	
December	7,172	
January	8,057	
February	9,168	
March	11,094	
April	12,243	
May	12,286	
June	12,286	

QUALITY

	Quantity	Base Number	Contract	AT	Region	England
% of FP17s for the same patient ID Re-attending within 3 months - Children	48	787	6.1%	12.3%	12.8%	11.9%
% of FP17s for the same patient ID Re-attending within 3 months - Adults	107	1,189	9.0%	16.9%	16.5%	15.9%
% of FP17s for the same patient ID Re-attending between 3 & 9 months - Children	380	787	48.3%	57.6%	59.7%	58.1%
% of FP17s for the same patient ID Re-attending between 3 & 9 months - Adults	311	1,189	26.2%	50.8%	53.0%	50.6%
% of FP17s for Band 1 Urgent Courses	54	1,574	3.4%	10.4%	9.2%	9.1%
% of FP17s Relating to Free Repair or Replacements	3	1,574	0.2%	0.9%	1.0%	0.8%
% of FP17s Relating to Continuations	21	1,574	1.3%	1.1%	1.2%	1.1%
% of Patients satisfied with the dentistry they have received	3	3	N/A	91.1%	91.6%	91.4%
% of Patients satisfied with the time they had to wait for an appointment	3	3	N/A	87.5%	88.1%	87.7%

* This is based on patients treated on this contract for their most recent course of treatment. Figures in italics indicate the base number of FP17s or Patient Questionnaire responses are less than 100. N/A is shown where the base number of responses is less than 10 during the period. % is calculated as Quantity/Base number*100

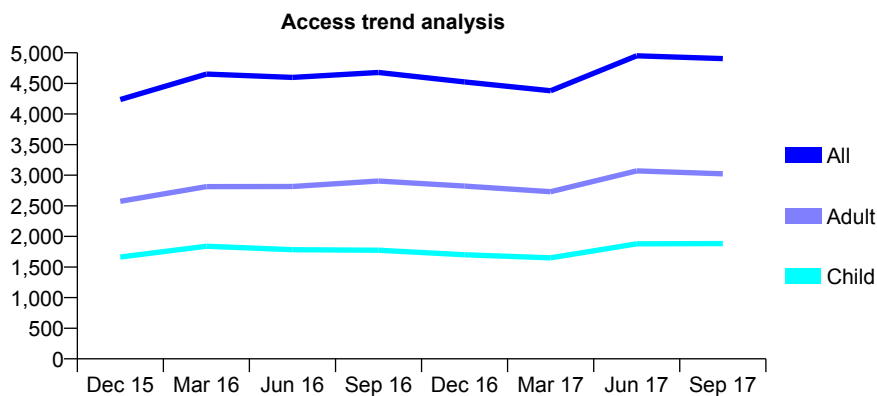
Q46 - Vital Signs At a Glance Contract Report for 191809/0002 - September 2017

Name or company name	Swinton Practice Ltd
Contract type name	GDS Contract
Purpose of contract	General
Contract start date	01/07/2010
Contract end date	

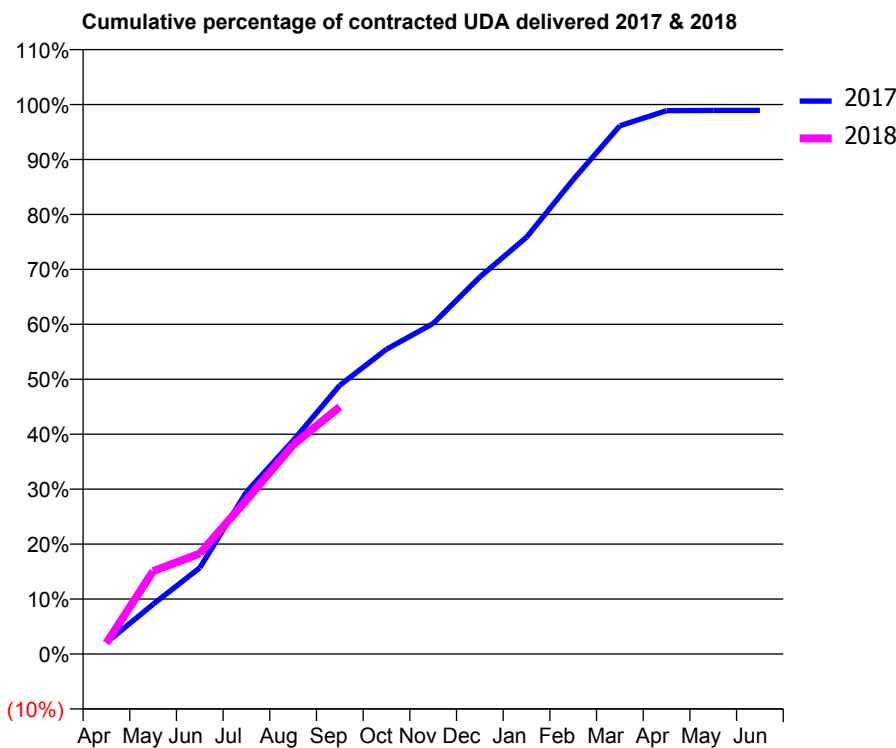
17/18 Contracted general activity (UDA)	14,721
Carry forward general activity (UDA)	0
17/18 Contracted orthodontic activity (UOA)	0
Carry forward orthodontic activity (UOA)	0
Baseline contract value	£354,724.37

ACCESS*

Patients seen in 24 months	Total	Change since previous quarter
Quarter ending September 2016	4,679	
Quarter ending December 2016	4,523	↓
Quarter ending March 2017	4,381	↓
Quarter ending June 2017	4,950	↑
Quarter ending September 2017	4,906	→
Variance since September 2016	4.9%	↑



ACTIVITY



Month	Adjusted Scheduled Activity (UDA)	
	2017	2018
April	306	296
May	1,335	2,219
June	2,310	2,691
July	4,342	4,125
August	5,718	5,602
September	7,201	6,622
October	8,165	
November	8,853	
December	10,099	
January	11,166	
February	12,709	
March	14,151	
April	14,556	
May	14,561	
June	14,561	

QUALITY

	Quantity	Base Number	Contract	AT	Region	England
% of FP17s for the same patient ID Re-attending within 3 months - Children	95	1,330	7.1%	12.3%	12.8%	11.9%
% of FP17s for the same patient ID Re-attending within 3 months - Adults	160	1,875	8.5%	16.9%	16.5%	15.9%
% of FP17s for the same patient ID Re-attending between 3 & 9 months - Children	567	1,330	42.6%	57.6%	59.7%	58.1%
% of FP17s for the same patient ID Re-attending between 3 & 9 months - Adults	611	1,875	32.6%	50.8%	53.0%	50.6%
% of FP17s for Band 1 Urgent Courses	197	3,030	6.5%	10.4%	9.2%	9.1%
% of FP17s Relating to Free Repair or Replacements	4	3,030	0.1%	0.9%	1.0%	0.8%
% of FP17s Relating to Continuations	6	3,030	0.2%	1.1%	1.2%	1.1%
% of Patients satisfied with the dentistry they have received	2	2	N/A	91.1%	91.6%	91.4%
% of Patients satisfied with the time they had to wait for an appointment	2	2	N/A	87.5%	88.1%	87.7%

* This is based on patients treated on this contract for their most recent course of treatment. Figures in italics indicate the base number of FP17s or Patient Questionnaire responses are less than 100. N/A is shown where the base number of responses is less than 10 during the period. % is calculated as Quantity/Base number*100

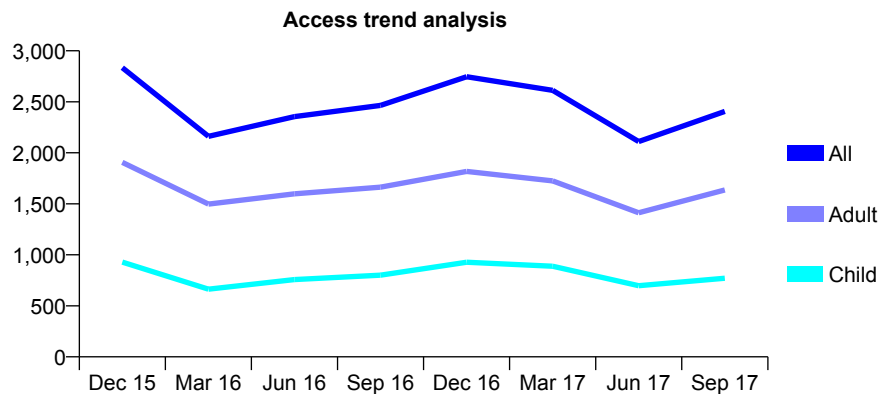
Q46 - Vital Signs At a Glance Contract Report for 191809/0003 - September 2017

Name or company name	Swinton Practice Ltd
Contract type name	GDS Contract
Purpose of contract	General
Contract start date	01/07/2010
Contract end date	

17/18 Contracted general activity (UDA)	7,840
Carry forward general activity (UDA)	0
17/18 Contracted orthodontic activity (UOA)	0
Carry forward orthodontic activity (UOA)	0
Baseline contract value	£167,715.21

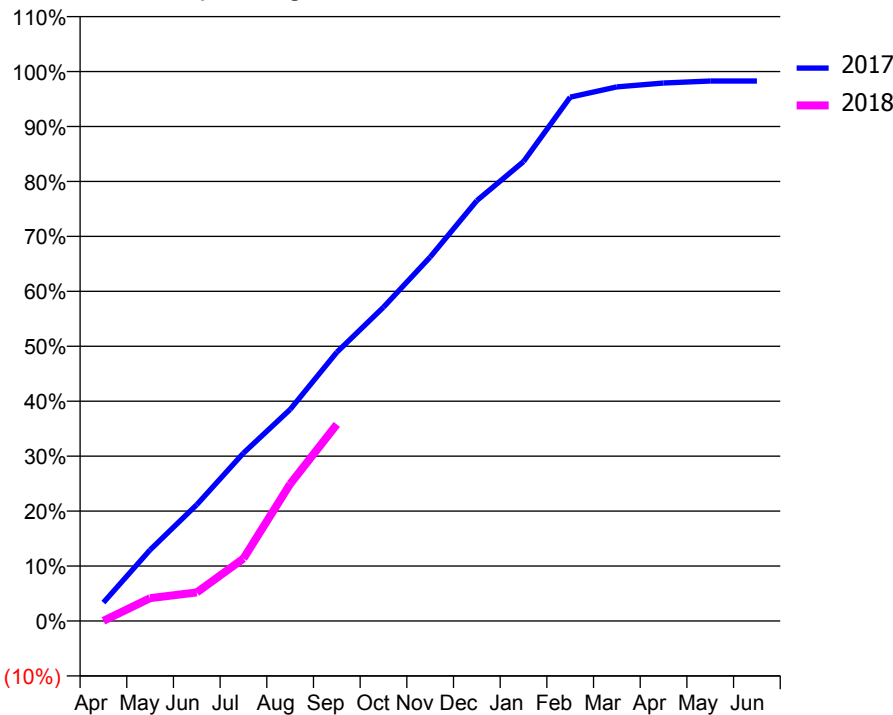
ACCESS*

Patients seen in 24 months	Total	Change since previous quarter
Quarter ending September 2016	2,465	
Quarter ending December 2016	2,746	↑
Quarter ending March 2017	2,613	↓
Quarter ending June 2017	2,111	↓
Quarter ending September 2017	2,406	↑
Variance since September 2016	(2.4%)	↓



ACTIVITY

Cumulative percentage of contracted UDA delivered 2017 & 2018



Month	Adjusted Scheduled Activity (UDA)	
	2017	2018
April	264	3
May	1,015	326
June	1,660	408
July	2,396	891
August	3,018	1,955
September	3,835	2,805
October	4,477	
November	5,192	
December	5,998	
January	6,555	
February	7,473	
March	7,620	
April	7,675	
May	7,705	
June	7,705	

QUALITY

	Quantity	Base Number	Contract	AT	Region	England
% of FP17s for the same patient ID Re-attending within 3 months - Children	4	337	1.2%	12.3%	12.8%	11.9%
% of FP17s for the same patient ID Re-attending within 3 months - Adults	30	770	3.9%	16.9%	16.5%	15.9%
% of FP17s for the same patient ID Re-attending between 3 & 9 months - Children	88	337	26.1%	57.6%	59.7%	58.1%
% of FP17s for the same patient ID Re-attending between 3 & 9 months - Adults	188	770	24.4%	50.8%	53.0%	50.6%
% of FP17s for Band 1 Urgent Courses	59	1,084	5.4%	10.4%	9.2%	9.1%
% of FP17s Relating to Free Repair or Replacements	3	1,084	0.3%	0.9%	1.0%	0.8%
% of FP17s Relating to Continuations	4	1,084	0.4%	1.1%	1.2%	1.1%
% of Patients satisfied with the dentistry they have received	3	3	N/A	91.1%	91.6%	91.4%
% of Patients satisfied with the time they had to wait for an appointment	3	3	N/A	87.5%	88.1%	87.7%

* This is based on patients treated on this contract for their most recent course of treatment. Figures in italics indicate the base number of FP17s or Patient Questionnaire responses are less than 100. N/A is shown where the base number of responses is less than 10 during the period. % is calculated as Quantity/Base number*100

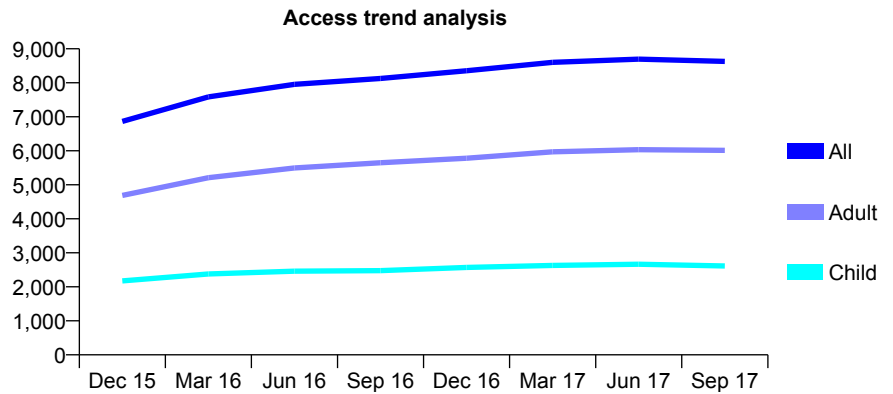
Q46 - Vital Signs At a Glance Contract Report for 192007/0001 - September 2017

Name or company name	M60 Dental Care, Mrs D Doyle
Contract type name	GDS Contract
Purpose of contract	General
Contract start date	01/10/2014
Contract end date	

17/18 Contracted general activity (UDA)	24,397
Carry forward general activity (UDA)	0
17/18 Contracted orthodontic activity (UOA)	0
Carry forward orthodontic activity (UOA)	0
Baseline contract value	£664,702.67

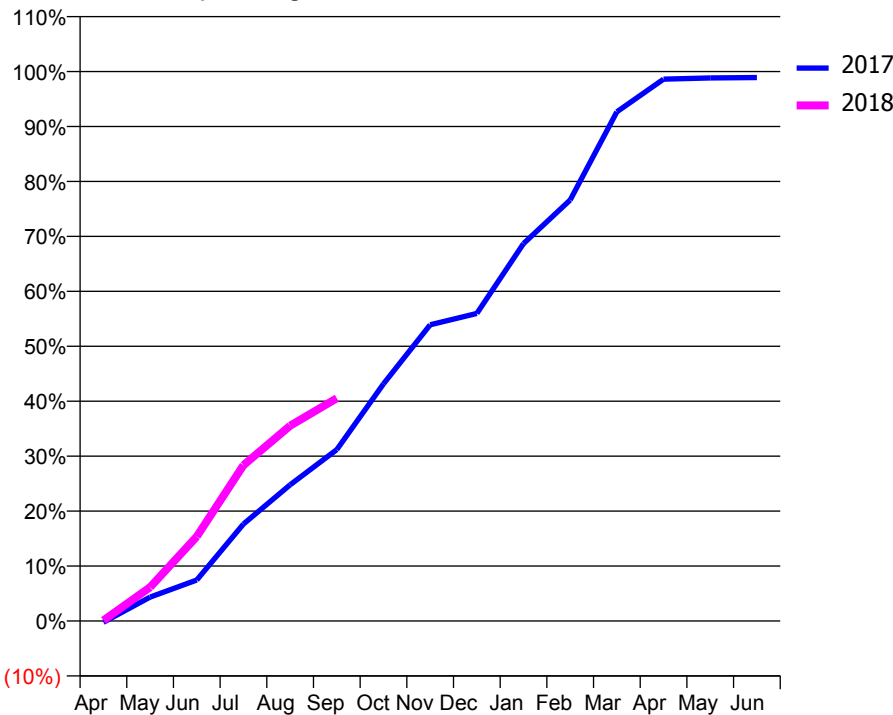
ACCESS*

Patients seen in 24 months	Total	Change since previous quarter
Quarter ending September 2016	8,127	
Quarter ending December 2016	8,354	↑
Quarter ending March 2017	8,600	↑
Quarter ending June 2017	8,697	→
Quarter ending September 2017	8,630	→
Variance since September 2016	6.2%	↑



ACTIVITY

Cumulative percentage of contracted UDA delivered 2017 & 2018



Month	Adjusted Scheduled Activity (UDA)	
	2017	2018
April	-63	28
May	1,063	1,502
June	1,819	3,750
July	4,306	6,917
August	6,049	8,671
September	7,611	9,887
October	10,529	
November	13,152	
December	13,653	
January	16,757	
February	18,693	
March	22,604	
April	24,060	
May	24,111	
June	24,128	

QUALITY

	Quantity	Base Number	Contract	AT	Region	England
% of FP17s for the same patient ID Re-attending within 3 months - Children	156	1,937	8.1%	12.3%	12.8%	11.9%
% of FP17s for the same patient ID Re-attending within 3 months - Adults	504	3,651	13.8%	16.9%	16.5%	15.9%
% of FP17s for the same patient ID Re-attending between 3 & 9 months - Children	1,220	1,937	63.0%	57.6%	59.7%	58.1%
% of FP17s for the same patient ID Re-attending between 3 & 9 months - Adults	1,873	3,651	51.3%	50.8%	53.0%	50.6%
% of FP17s for Band 1 Urgent Courses	386	4,986	7.7%	10.4%	9.2%	9.1%
% of FP17s Relating to Free Repair or Replacements	26	4,986	0.5%	0.9%	1.0%	0.8%
% of FP17s Relating to Continuations	86	4,986	1.7%	1.1%	1.2%	1.1%
% of Patients satisfied with the dentistry they have received	41	46	89.1%	91.1%	91.6%	91.4%
% of Patients satisfied with the time they had to wait for an appointment	41	46	89.1%	87.5%	88.1%	87.7%

* This is based on patients treated on this contract for their most recent course of treatment. Figures in italics indicate the base number of FP17s or Patient Questionnaire responses are less than 100. N/A is shown where the base number of responses is less than 10 during the period. % is calculated as Quantity/Base number*100

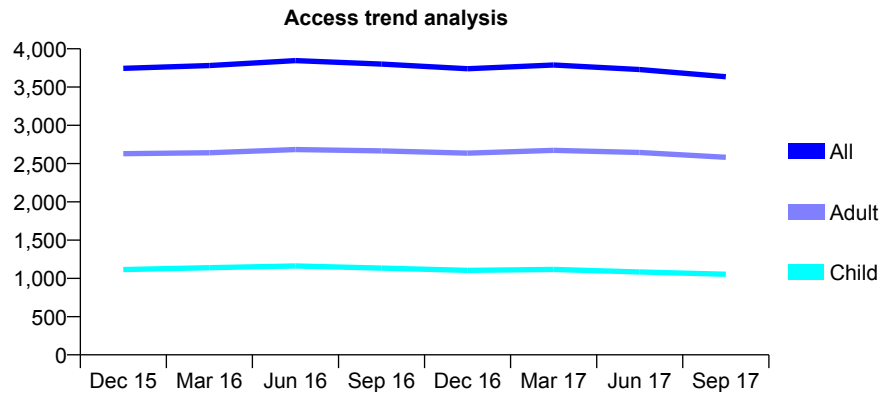
Q46 - Vital Signs At a Glance Contract Report for 193453/0001 - September 2017

Name or company name	ICS Dental Ltd
Contract type name	GDS Contract
Purpose of contract	General
Contract start date	01/12/2013
Contract end date	

17/18 Contracted general activity (UDA)	8,000
Carry forward general activity (UDA)	-113
17/18 Contracted orthodontic activity (UOA)	0
Carry forward orthodontic activity (UOA)	0
Baseline contract value	£223,859.53

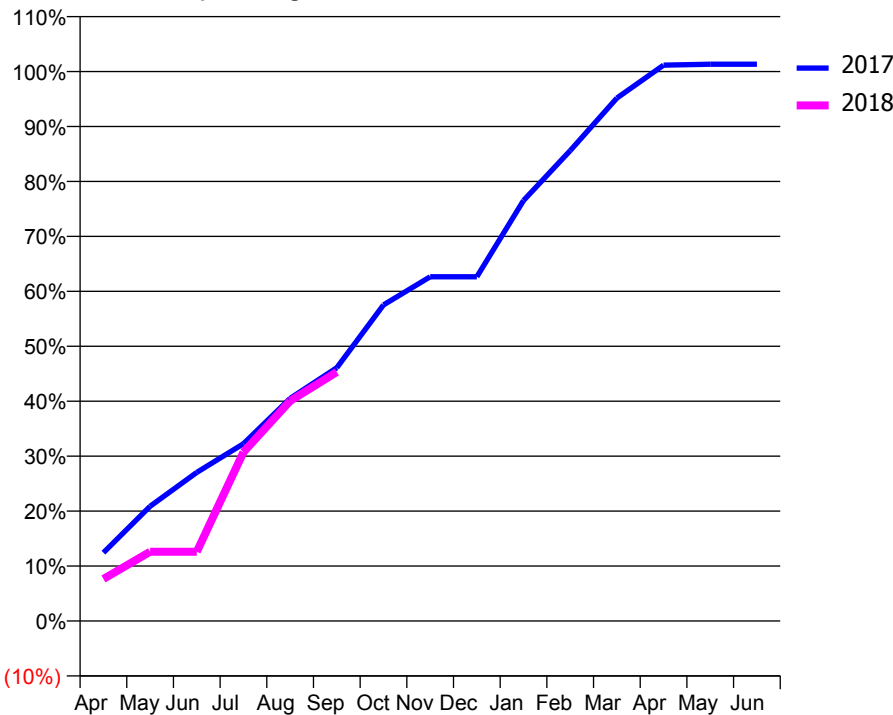
ACCESS*

Patients seen in 24 months	Total	Change since previous quarter
Quarter ending September 2016	3,800	
Quarter ending December 2016	3,740	↓
Quarter ending March 2017	3,789	→
Quarter ending June 2017	3,729	↓
Quarter ending September 2017	3,635	↓
Variance since September 2016	(4.3%)	↓



ACTIVITY

Cumulative percentage of contracted UDA delivered 2017 & 2018



Month	Adjusted Scheduled Activity (UDA)	
	2017	2018
April	1,057	612
May	1,774	1,008
June	2,298	1,008
July	2,742	2,459
August	3,442	3,205
September	3,916	3,625
October	4,888	
November	5,323	
December	5,323	
January	6,502	
February	7,272	
March	8,085	
April	8,594	
May	8,609	
June	8,609	

QUALITY

	Quantity	Base Number	Contract	AT	Region	England
% of FP17s for the same patient ID Re-attending within 3 months - Children	93	929	10.0%	12.3%	12.8%	11.9%
% of FP17s for the same patient ID Re-attending within 3 months - Adults	211	1,657	12.7%	16.9%	16.5%	15.9%
% of FP17s for the same patient ID Re-attending between 3 & 9 months - Children	649	929	69.9%	57.6%	59.7%	58.1%
% of FP17s for the same patient ID Re-attending between 3 & 9 months - Adults	725	1,657	43.8%	50.8%	53.0%	50.6%
% of FP17s for Band 1 Urgent Courses	134	1,916	7.0%	10.4%	9.2%	9.1%
% of FP17s Relating to Free Repair or Replacements	9	1,916	0.5%	0.9%	1.0%	0.8%
% of FP17s Relating to Continuations	4	1,916	0.2%	1.1%	1.2%	1.1%
% of Patients satisfied with the dentistry they have received	2	2	N/A	91.1%	91.6%	91.4%
% of Patients satisfied with the time they had to wait for an appointment	2	2	N/A	87.5%	88.1%	87.7%

* This is based on patients treated on this contract for their most recent course of treatment. Figures in italics indicate the base number of FP17s or Patient Questionnaire responses are less than 100. N/A is shown where the base number of responses is less than 10 during the period. % is calculated as Quantity/Base number*100

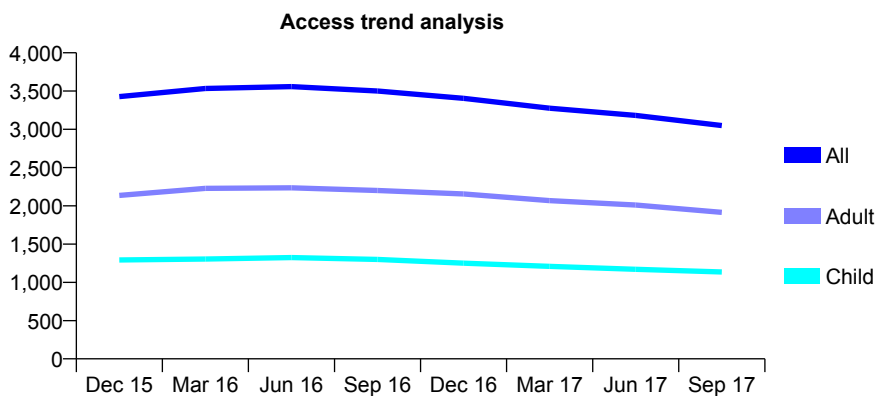
Q46 - Vital Signs At a Glance Contract Report for 194093/0001 - September 2017

Name or company name	Ravat and Ray Dental Care (Fitton Hill) Ltd
Contract type name	GDS Contract
Purpose of contract	General
Contract start date	01/10/2013
Contract end date	

17/18 Contracted general activity (UDA)	10,000
Carry forward general activity (UDA)	0
17/18 Contracted orthodontic activity (UOA)	0
Carry forward orthodontic activity (UOA)	0
Baseline contract value	£303,720.69

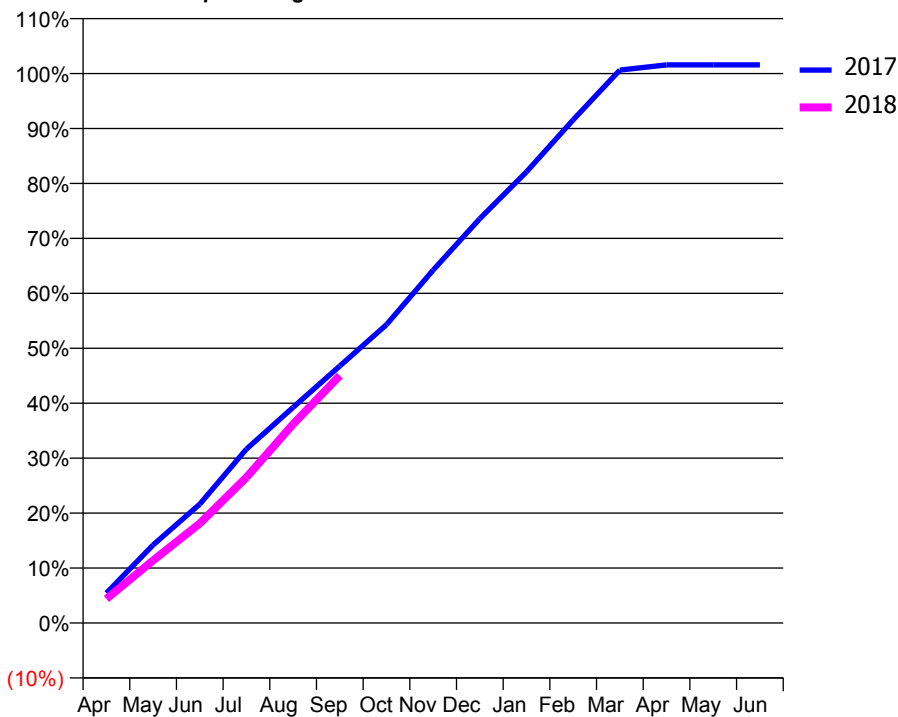
ACCESS*

Patients seen in 24 months	Total	Change since previous quarter
Quarter ending September 2016	3,500	
Quarter ending December 2016	3,405	↓
Quarter ending March 2017	3,276	↓
Quarter ending June 2017	3,182	↓
Quarter ending September 2017	3,050	↓
Variance since September 2016	(12.9%)	↓



ACTIVITY

Cumulative percentage of contracted UDA delivered 2017 & 2018



Month	Adjusted Scheduled Activity (UDA)	
	2017	2018
April	545	439
May	1,421	1,139
June	2,162	1,812
July	3,167	2,650
August	3,926	3,620
September	4,678	4,502
October	5,431	
November	6,421	
December	7,359	
January	8,212	
February	9,156	
March	10,062	
April	10,156	
May	10,157	
June	10,157	

QUALITY

	Quantity	Base Number	Contract	AT	Region	England
% of FP17s for the same patient ID Re-attending within 3 months - Children	142	887	16.0%	12.3%	12.8%	11.9%
% of FP17s for the same patient ID Re-attending within 3 months - Adults	268	1,306	20.5%	16.9%	16.5%	15.9%
% of FP17s for the same patient ID Re-attending between 3 & 9 months - Children	518	887	58.4%	57.6%	59.7%	58.1%
% of FP17s for the same patient ID Re-attending between 3 & 9 months - Adults	778	1,306	59.6%	50.8%	53.0%	50.6%
% of FP17s for Band 1 Urgent Courses	276	2,168	12.7%	10.4%	9.2%	9.1%
% of FP17s Relating to Free Repair or Replacements	3	2,168	0.1%	0.9%	1.0%	0.8%
% of FP17s Relating to Continuations	0	2,168	0.0%	1.1%	1.2%	1.1%
% of Patients satisfied with the dentistry they have received	1	1	N/A	91.1%	91.6%	91.4%
% of Patients satisfied with the time they had to wait for an appointment	1	1	N/A	87.5%	88.1%	87.7%

* This is based on patients treated on this contract for their most recent course of treatment. Figures in italics indicate the base number of FP17s or Patient Questionnaire responses are less than 100. N/A is shown where the base number of responses is less than 10 during the period. % is calculated as Quantity/Base number*100

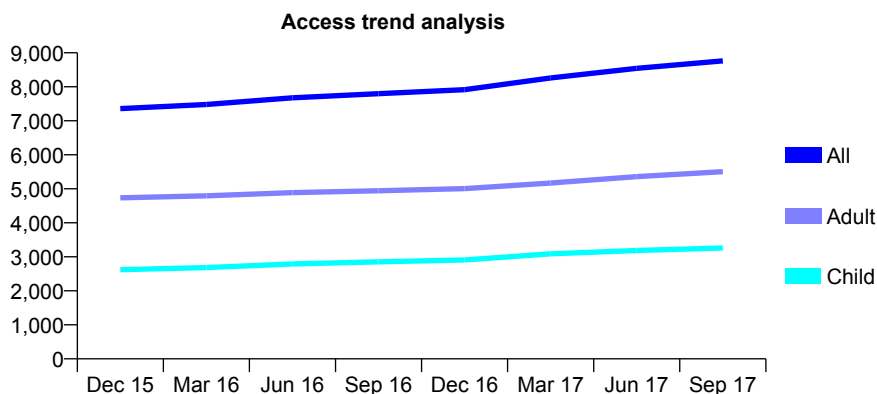
Q46 - Vital Signs At a Glance Contract Report for 194875/0001 - September 2017

Name or company name	Park House Dental Practice
Contract type name	GDS Contract
Purpose of contract	General
Contract start date	01/09/2012
Contract end date	

17/18 Contracted general activity (UDA)	24,208
Carry forward general activity (UDA)	0
17/18 Contracted orthodontic activity (UOA)	0
Carry forward orthodontic activity (UOA)	0
Baseline contract value	£725,677.81

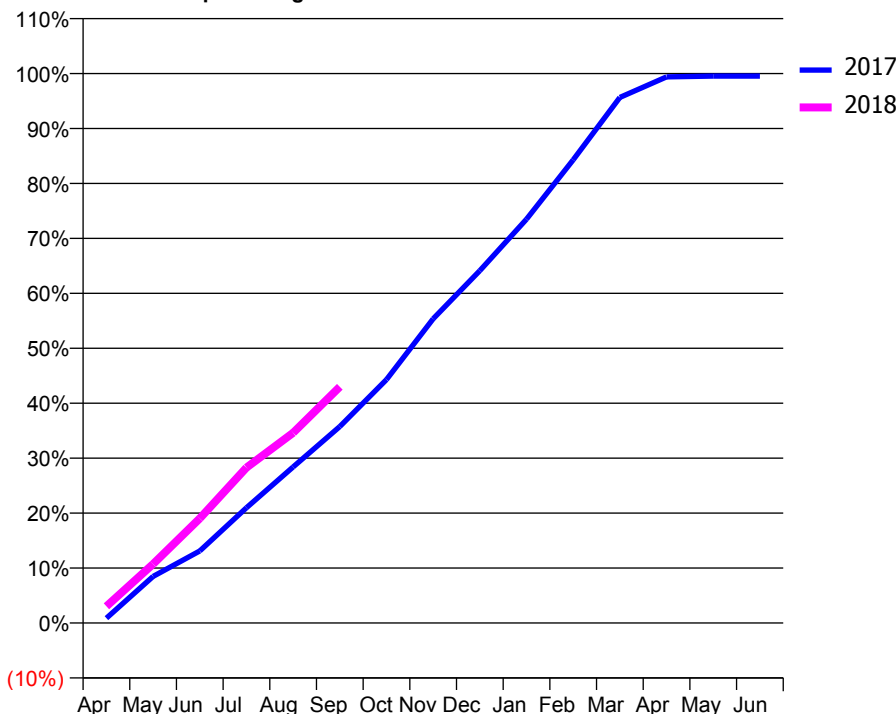
ACCESS*

Patients seen in 24 months	Total	Change since previous quarter
Quarter ending September 2016	7,797	
Quarter ending December 2016	7,915	→
Quarter ending March 2017	8,259	↑
Quarter ending June 2017	8,545	↑
Quarter ending September 2017	8,764	↑
Variance since September 2016	12.4%	↑



ACTIVITY

Cumulative percentage of contracted UDA delivered 2017 & 2018



Month	Adjusted Scheduled Activity (UDA)	
	2017	2018
April	217	740
May	2,052	2,598
June	3,174	4,607
July	5,078	6,850
August	6,876	8,382
September	8,656	10,407
October	10,723	
November	13,404	
December	15,525	
January	17,793	
February	20,404	
March	23,154	
April	24,056	
May	24,092	
June	24,094	

QUALITY

	Quantity	Base Number	Contract	AT	Region	England
% of FP17s for the same patient ID Re-attending within 3 months - Children	290	2,244	12.9%	12.3%	12.8%	11.9%
% of FP17s for the same patient ID Re-attending within 3 months - Adults	677	3,303	20.5%	16.9%	16.5%	15.9%
% of FP17s for the same patient ID Re-attending between 3 & 9 months - Children	1,178	2,244	52.5%	57.6%	59.7%	58.1%
% of FP17s for the same patient ID Re-attending between 3 & 9 months - Adults	1,179	3,303	35.7%	50.8%	53.0%	50.6%
% of FP17s for Band 1 Urgent Courses	712	5,186	13.7%	10.4%	9.2%	9.1%
% of FP17s Relating to Free Repair or Replacements	12	5,186	0.2%	0.9%	1.0%	0.8%
% of FP17s Relating to Continuations	60	5,186	1.2%	1.1%	1.2%	1.1%
% of Patients satisfied with the dentistry they have received	5	6	N/A	91.1%	91.6%	91.4%
% of Patients satisfied with the time they had to wait for an appointment	5	6	N/A	87.5%	88.1%	87.7%

* This is based on patients treated on this contract for their most recent course of treatment. Figures in italics indicate the base number of FP17s or Patient Questionnaire responses are less than 100. N/A is shown where the base number of responses is less than 10 during the period. % is calculated as Quantity/Base number*100

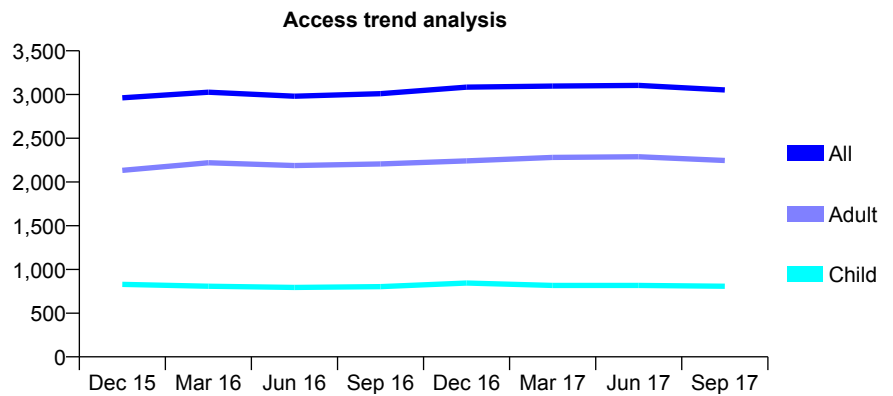
Q46 - Vital Signs At a Glance Contract Report for 194964/0001 - September 2017

Name or company name	Atherton Dental Centre
Contract type name	GDS Contract
Purpose of contract	General
Contract start date	01/11/2013
Contract end date	

17/18 Contracted general activity (UDA)	8,583
Carry forward general activity (UDA)	0
17/18 Contracted orthodontic activity (UOA)	0
Carry forward orthodontic activity (UOA)	0
Baseline contract value	£248,619.73

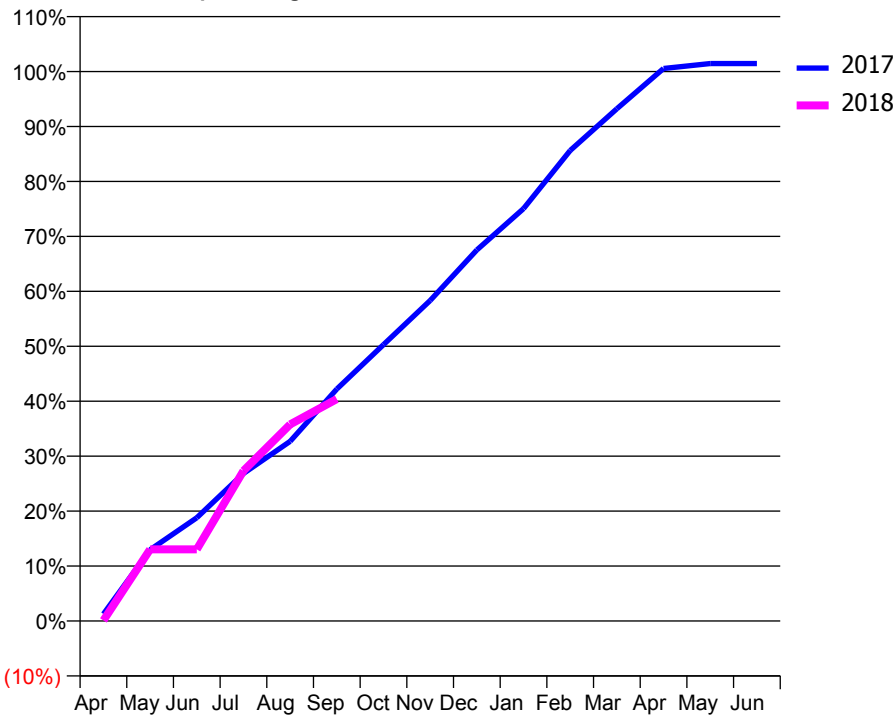
ACCESS*

Patients seen in 24 months	Total	Change since previous quarter
Quarter ending September 2016	3,009	
Quarter ending December 2016	3,085	↑
Quarter ending March 2017	3,097	→
Quarter ending June 2017	3,105	→
Quarter ending September 2017	3,052	↓
Variance since September 2016	1.4%	→



ACTIVITY

Cumulative percentage of contracted UDA delivered 2017 & 2018



Month	Adjusted Scheduled Activity (UDA)	
	2017	2018
April	109	9
May	1,114	1,119
June	1,614	1,119
July	2,304	2,346
August	2,806	3,071
September	3,623	3,467
October	4,317	
November	5,005	
December	5,795	
January	6,442	
February	7,350	
March	8,001	
April	8,629	
May	8,706	
June	8,706	

QUALITY

	Quantity	Base Number	Contract	AT	Region	England
% of FP17s for the same patient ID Re-attending within 3 months - Children	43	567	7.6%	12.3%	12.8%	11.9%
% of FP17s for the same patient ID Re-attending within 3 months - Adults	218	1,308	16.7%	16.9%	16.5%	15.9%
% of FP17s for the same patient ID Re-attending between 3 & 9 months - Children	297	567	52.4%	57.6%	59.7%	58.1%
% of FP17s for the same patient ID Re-attending between 3 & 9 months - Adults	520	1,308	39.8%	50.8%	53.0%	50.6%
% of FP17s for Band 1 Urgent Courses	296	1,571	18.8%	10.4%	9.2%	9.1%
% of FP17s Relating to Free Repair or Replacements	9	1,571	0.6%	0.9%	1.0%	0.8%
% of FP17s Relating to Continuations	18	1,571	1.1%	1.1%	1.2%	1.1%
% of Patients satisfied with the dentistry they have received	1	1	N/A	91.1%	91.6%	91.4%
% of Patients satisfied with the time they had to wait for an appointment	1	1	N/A	87.5%	88.1%	87.7%

* This is based on patients treated on this contract for their most recent course of treatment. Figures in italics indicate the base number of FP17s or Patient Questionnaire responses are less than 100. N/A is shown where the base number of responses is less than 10 during the period. % is calculated as Quantity/Base number*100

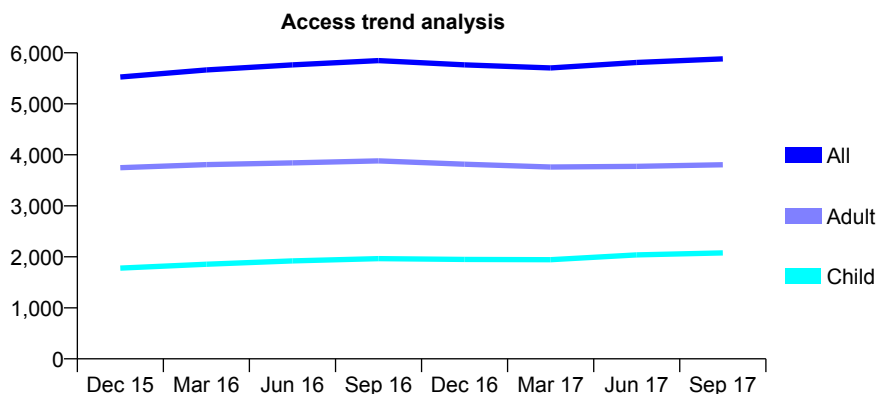
Q46 - Vital Signs At a Glance Contract Report for 195839/0004 - September 2017

Name or company name	Derby St Dentist Ltd
Contract type name	GDS Contract
Purpose of contract	General
Contract start date	01/07/2013
Contract end date	

17/18 Contracted general activity (UDA)	18,033
Carry forward general activity (UDA)	-113
17/18 Contracted orthodontic activity (UOA)	0
Carry forward orthodontic activity (UOA)	0
Baseline contract value	£465,213.05

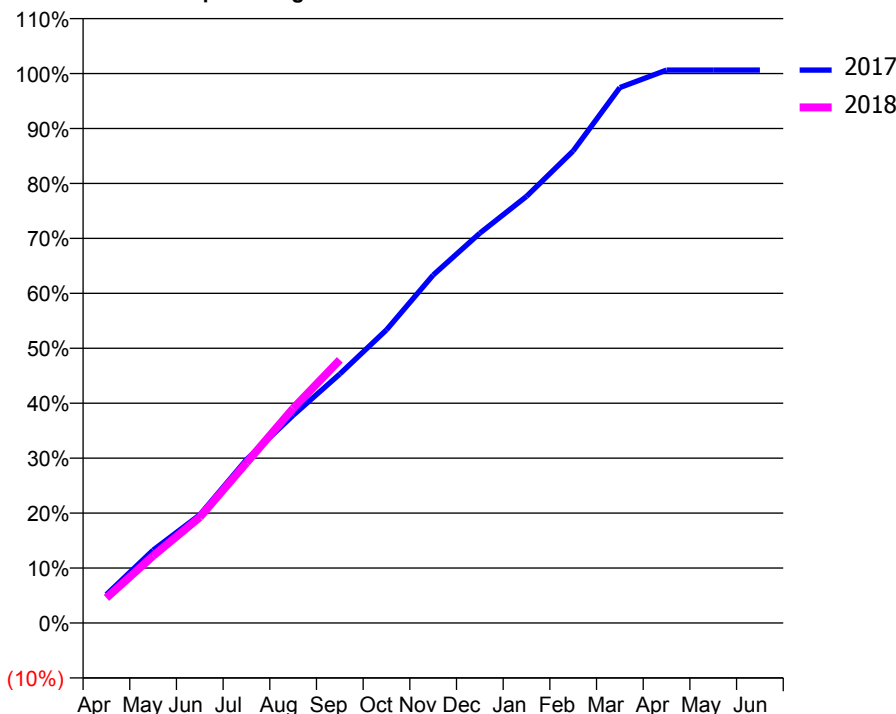
ACCESS*

Patients seen in 24 months	Total	Change since previous quarter
Quarter ending September 2016	5,848	
Quarter ending December 2016	5,764	↓
Quarter ending March 2017	5,703	↓
Quarter ending June 2017	5,811	→
Quarter ending September 2017	5,882	→
Variance since September 2016	0.6%	→



ACTIVITY

Cumulative percentage of contracted UDA delivered 2017 & 2018



Adjusted Scheduled Activity (UDA)

Month	2017	2018
April	950	825
May	2,431	2,202
June	3,609	3,473
July	5,454	5,260
August	6,927	7,042
September	8,309	8,635
October	9,781	
November	11,607	
December	13,008	
January	14,235	
February	15,751	
March	17,862	
April	18,446	
May	18,446	
June	18,446	

QUALITY

	Quantity	Base Number	Contract	AT	Region	England
% of FP17s for the same patient ID Re-attending within 3 months - Children	53	1,757	3.0%	12.3%	12.8%	11.9%
% of FP17s for the same patient ID Re-attending within 3 months - Adults	190	2,688	7.1%	16.9%	16.5%	15.9%
% of FP17s for the same patient ID Re-attending between 3 & 9 months - Children	1,255	1,757	71.4%	57.6%	59.7%	58.1%
% of FP17s for the same patient ID Re-attending between 3 & 9 months - Adults	1,703	2,688	63.4%	50.8%	53.0%	50.6%
% of FP17s for Band 1 Urgent Courses	249	4,198	5.9%	10.4%	9.2%	9.1%
% of FP17s Relating to Free Repair or Replacements	5	4,198	0.1%	0.9%	1.0%	0.8%
% of FP17s Relating to Continuations	17	4,198	0.4%	1.1%	1.2%	1.1%
% of Patients satisfied with the dentistry they have received	4	5	N/A	91.1%	91.6%	91.4%
% of Patients satisfied with the time they had to wait for an appointment	5	5	N/A	87.5%	88.1%	87.7%

* This is based on patients treated on this contract for their most recent course of treatment. Figures in italics indicate the base number of FP17s or Patient Questionnaire responses are less than 100. N/A is shown where the base number of responses is less than 10 during the period. % is calculated as Quantity/Base number*100

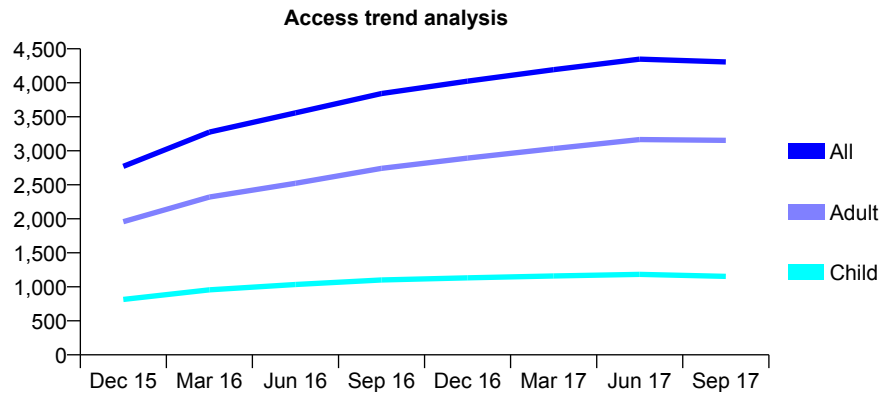
Q46 - Vital Signs At a Glance Contract Report for 197858/0001 - September 2017

Name or company name	Ram Dental Ltd
Contract type name	GDS Contract
Purpose of contract	General
Contract start date	01/07/2015
Contract end date	

17/18 Contracted general activity (UDA)	15,554
Carry forward general activity (UDA)	0
17/18 Contracted orthodontic activity (UOA)	0
Carry forward orthodontic activity (UOA)	0
Baseline contract value	£478,515.84

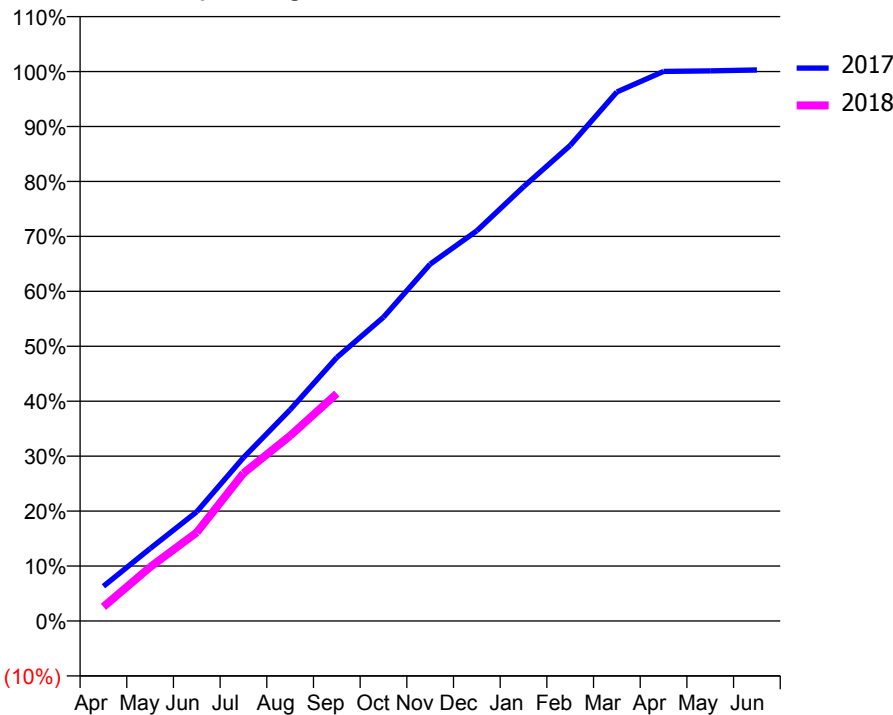
ACCESS*

Patients seen in 24 months	Total	Change since previous quarter
Quarter ending September 2016	3,843	
Quarter ending December 2016	4,025	↑
Quarter ending March 2017	4,193	↑
Quarter ending June 2017	4,348	↑
Quarter ending September 2017	4,306	→
Variance since September 2016	12.0%	↑



ACTIVITY

Cumulative percentage of contracted UDA delivered 2017 & 2018



Month	Adjusted Scheduled Activity (UDA)	
	2017	2018
April	984	403
May	2,053	1,527
June	3,093	2,510
July	4,627	4,184
August	5,981	5,245
September	7,460	6,438
October	8,601	
November	10,103	
December	11,046	
January	12,293	
February	13,463	
March	14,976	
April	15,558	
May	15,572	
June	15,599	

QUALITY

	Quantity	Base Number	Contract	AT	Region	England
% of FP17s for the same patient ID Re-attending within 3 months - Children	80	949	8.4%	12.3%	12.8%	11.9%
% of FP17s for the same patient ID Re-attending within 3 months - Adults	397	2,248	17.7%	16.9%	16.5%	15.9%
% of FP17s for the same patient ID Re-attending between 3 & 9 months - Children	690	949	72.7%	57.6%	59.7%	58.1%
% of FP17s for the same patient ID Re-attending between 3 & 9 months - Adults	1,243	2,248	55.3%	50.8%	53.0%	50.6%
% of FP17s for Band 1 Urgent Courses	359	2,957	12.1%	10.4%	9.2%	9.1%
% of FP17s Relating to Free Repair or Replacements	13	2,957	0.4%	0.9%	1.0%	0.8%
% of FP17s Relating to Continuations	37	2,957	1.3%	1.1%	1.2%	1.1%
% of Patients satisfied with the dentistry they have received	4	4	N/A	91.1%	91.6%	91.4%
% of Patients satisfied with the time they had to wait for an appointment	3	4	N/A	87.5%	88.1%	87.7%

* This is based on patients treated on this contract for their most recent course of treatment. Figures in italics indicate the base number of FP17s or Patient Questionnaire responses are less than 100. N/A is shown where the base number of responses is less than 10 during the period. % is calculated as Quantity/Base number*100

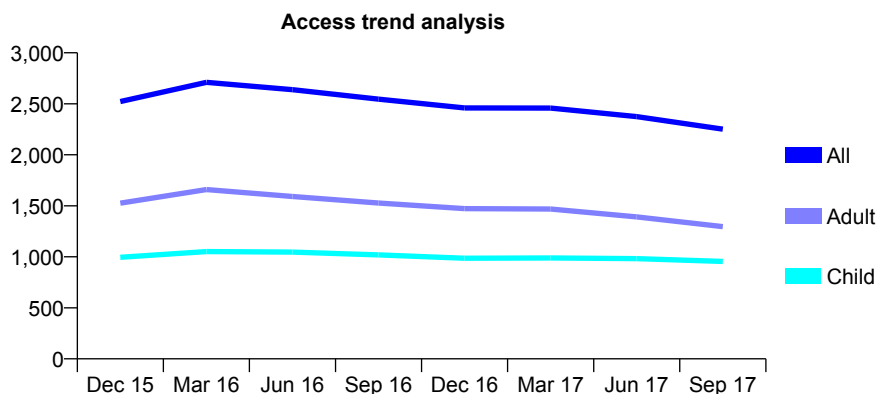
Q46 - Vital Signs At a Glance Contract Report for 198129/0001 - September 2017

Name or company name	Synergy Dental Clinic Bolton Ltd
Contract type name	GDS Contract
Purpose of contract	General
Contract start date	01/09/2013
Contract end date	

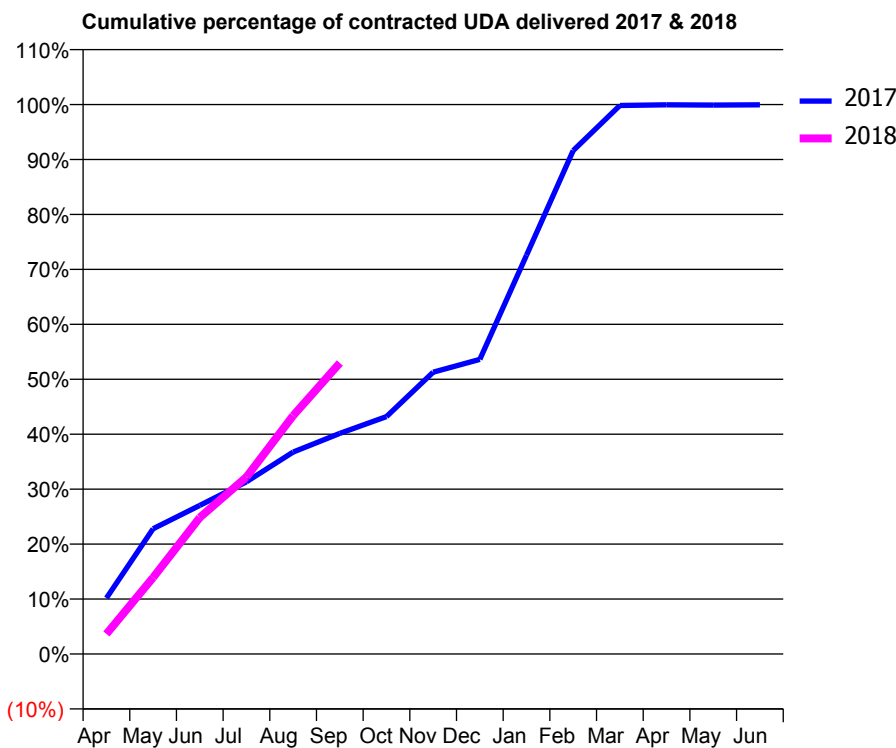
17/18 Contracted general activity (UDA)	5,890
Carry forward general activity (UDA)	0
17/18 Contracted orthodontic activity (UOA)	0
Carry forward orthodontic activity (UOA)	0
Baseline contract value	£146,154.21

ACCESS*

Patients seen in 24 months	Total	Change since previous quarter
Quarter ending September 2016	2,546	
Quarter ending December 2016	2,459	↓
Quarter ending March 2017	2,458	→
Quarter ending June 2017	2,374	↓
Quarter ending September 2017	2,251	↓
Variance since September 2016	(11.6%)	↓



ACTIVITY



Month	Adjusted Scheduled Activity (UDA)	
	2017	2018
April	651	215
May	1,456	820
June	1,728	1,462
July	2,002	1,898
August	2,348	2,555
September	2,564	3,120
October	2,759	
November	3,275	
December	3,424	
January	4,634	
February	5,851	
March	6,375	
April	6,382	
May	6,379	
June	6,382	

QUALITY

	Quantity	Base Number	Contract	AT	Region	England
% of FP17s for the same patient ID Re-attending within 3 months - Children	41	684	6.0%	12.3%	12.8%	11.9%
% of FP17s for the same patient ID Re-attending within 3 months - Adults	87	698	12.5%	16.9%	16.5%	15.9%
% of FP17s for the same patient ID Re-attending between 3 & 9 months - Children	447	684	65.4%	57.6%	59.7%	58.1%
% of FP17s for the same patient ID Re-attending between 3 & 9 months - Adults	386	698	55.3%	50.8%	53.0%	50.6%
% of FP17s for Band 1 Urgent Courses	65	1,374	4.7%	10.4%	9.2%	9.1%
% of FP17s Relating to Free Repair or Replacements	1	1,374	0.1%	0.9%	1.0%	0.8%
% of FP17s Relating to Continuations	1	1,374	0.1%	1.1%	1.2%	1.1%
% of Patients satisfied with the dentistry they have received	1	3	N/A	91.1%	91.6%	91.4%
% of Patients satisfied with the time they had to wait for an appointment	1	3	N/A	87.5%	88.1%	87.7%

* This is based on patients treated on this contract for their most recent course of treatment. Figures in italics indicate the base number of FP17s or Patient Questionnaire responses are less than 100. N/A is shown where the base number of responses is less than 10 during the period. % is calculated as Quantity/Base number*100

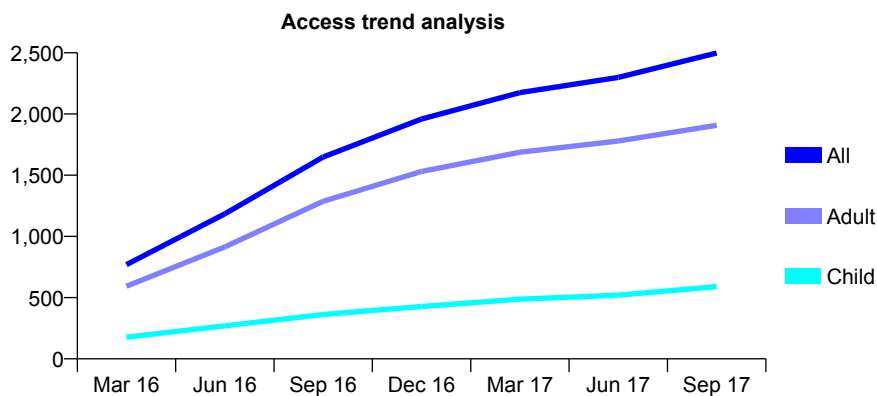
Q46 - Vital Signs At a Glance Contract Report for 198315/0001 - September 2017

Name or company name	Mrs S Riaz
Contract type name	GDS Contract
Purpose of contract	General
Contract start date	18/01/2016
Contract end date	

17/18 Contracted general activity (UDA)	7,201
Carry forward general activity (UDA)	0
17/18 Contracted orthodontic activity (UOA)	0
Carry forward orthodontic activity (UOA)	0
Baseline contract value	£195,265.40

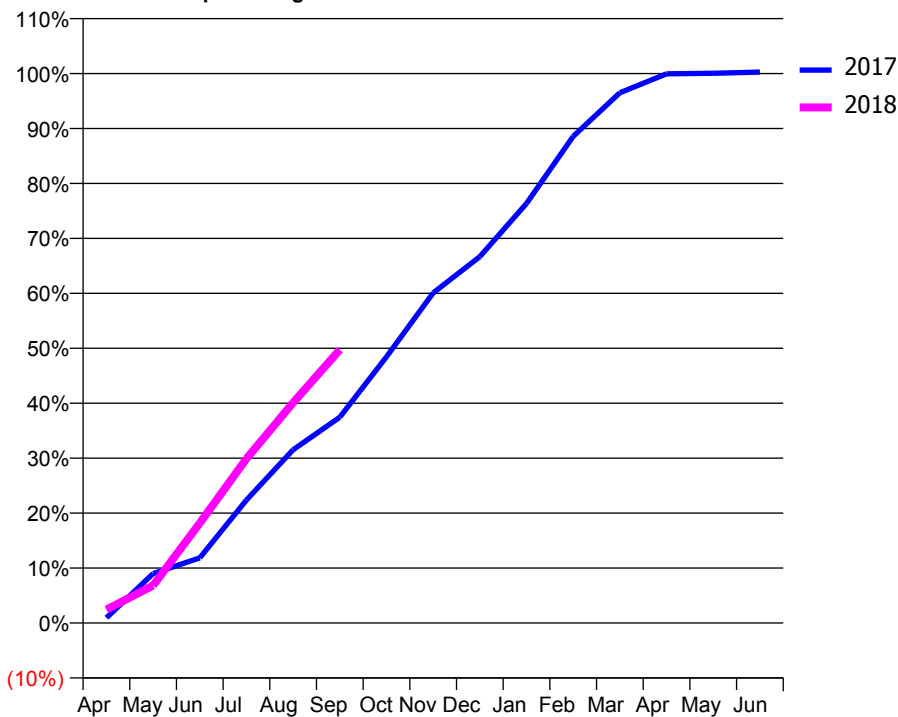
ACCESS*

Patients seen in 24 months	Total	Change since previous quarter
Quarter ending September 2016	1,649	
Quarter ending December 2016	1,959	↑
Quarter ending March 2017	2,175	↑
Quarter ending June 2017	2,299	↑
Quarter ending September 2017	2,498	↑
Variance since September 2016	51.5%	↑



ACTIVITY

Cumulative percentage of contracted UDA delivered 2017 & 2018



Month	Adjusted Scheduled Activity (UDA)	
	2017	2018
April	68	176
May	648	491
June	854	1,310
July	1,612	2,153
August	2,272	2,888
September	2,697	3,581
October	3,489	
November	4,326	
December	4,801	
January	5,499	
February	6,378	
March	6,948	
April	7,197	
May	7,204	
June	7,220	

QUALITY

	Quantity	Base Number	Contract	AT	Region	England
% of FP17s for the same patient ID Re-attending within 3 months - Children	52	497	10.5%	12.3%	12.8%	11.9%
% of FP17s for the same patient ID Re-attending within 3 months - Adults	191	1,393	13.7%	16.9%	16.5%	15.9%
% of FP17s for the same patient ID Re-attending between 3 & 9 months - Children	250	497	50.3%	57.6%	59.7%	58.1%
% of FP17s for the same patient ID Re-attending between 3 & 9 months - Adults	734	1,393	52.7%	50.8%	53.0%	50.6%
% of FP17s for Band 1 Urgent Courses	66	1,734	3.8%	10.4%	9.2%	9.1%
% of FP17s Relating to Free Repair or Replacements	12	1,734	0.7%	0.9%	1.0%	0.8%
% of FP17s Relating to Continuations	26	1,734	1.5%	1.1%	1.2%	1.1%
% of Patients satisfied with the dentistry they have received	18	18	100.0%	91.1%	91.6%	91.4%
% of Patients satisfied with the time they had to wait for an appointment	17	18	94.4%	87.5%	88.1%	87.7%

* This is based on patients treated on this contract for their most recent course of treatment. Figures in italics indicate the base number of FP17s or Patient Questionnaire responses are less than 100. N/A is shown where the base number of responses is less than 10 during the period. % is calculated as Quantity/Base number*100

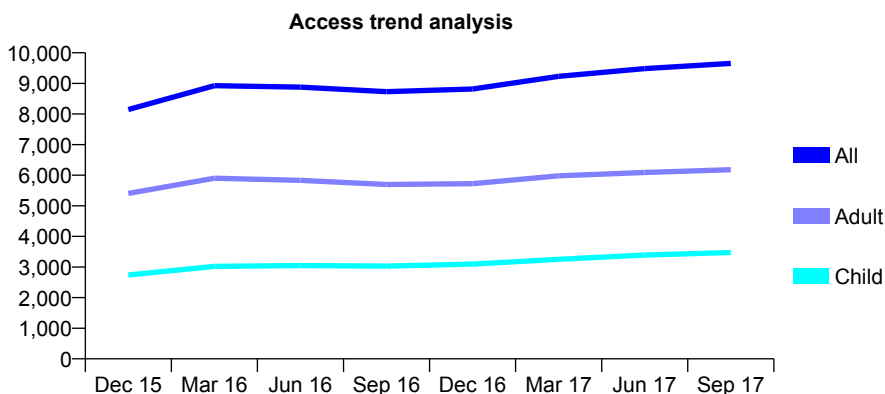
Q46 - Vital Signs At a Glance Contract Report for 198889/0001 - September 2017

Name or company name	Kings Dental Centre
Contract type name	GDS Contract
Purpose of contract	General
Contract start date	15/04/2014
Contract end date	

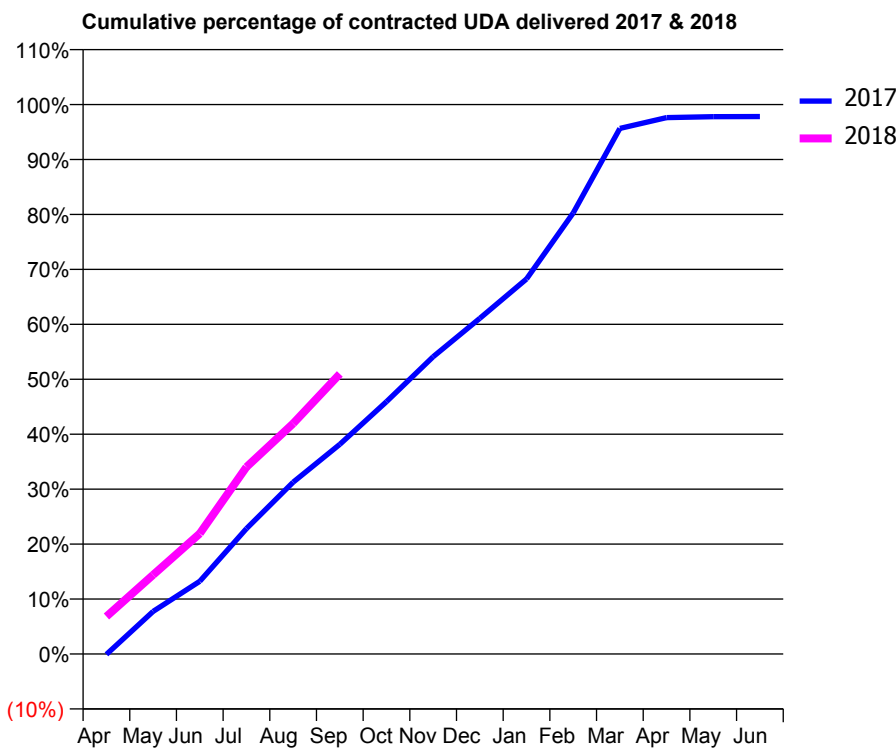
17/18 Contracted general activity (UDA)	24,916
Carry forward general activity (UDA)	0
17/18 Contracted orthodontic activity (UOA)	0
Carry forward orthodontic activity (UOA)	0
Baseline contract value	£817,995.60

ACCESS*

Patients seen in 24 months	Total	Change since previous quarter
Quarter ending September 2016	8,728	
Quarter ending December 2016	8,817	→
Quarter ending March 2017	9,233	↑
Quarter ending June 2017	9,483	↑
Quarter ending September 2017	9,655	→
Variance since September 2016	10.6%	↑



ACTIVITY



Month	Adjusted Scheduled Activity (UDA)	
	2017	2018
April	-22	1,702
May	1,930	3,589
June	3,299	5,465
July	5,688	8,477
August	7,789	10,453
September	9,509	12,702
October	11,442	
November	13,478	
December	15,220	
January	17,005	
February	20,001	
March	23,832	
April	24,321	
May	24,366	
June	24,369	

QUALITY

	Quantity	Base Number	Contract	AT	Region	England
% of FP17s for the same patient ID Re-attending within 3 months - Children	215	1,890	11.4%	12.3%	12.8%	11.9%
% of FP17s for the same patient ID Re-attending within 3 months - Adults	589	3,247	18.1%	16.9%	16.5%	15.9%
% of FP17s for the same patient ID Re-attending between 3 & 9 months - Children	615	1,890	32.5%	57.6%	59.7%	58.1%
% of FP17s for the same patient ID Re-attending between 3 & 9 months - Adults	982	3,247	30.2%	50.8%	53.0%	50.6%
% of FP17s for Band 1 Urgent Courses	581	4,903	11.8%	10.4%	9.2%	9.1%
% of FP17s Relating to Free Repair or Replacements	45	4,903	0.9%	0.9%	1.0%	0.8%
% of FP17s Relating to Continuations	34	4,903	0.7%	1.1%	1.2%	1.1%
% of Patients satisfied with the dentistry they have received	1	2	N/A	91.1%	91.6%	91.4%
% of Patients satisfied with the time they had to wait for an appointment	2	2	N/A	87.5%	88.1%	87.7%

* This is based on patients treated on this contract for their most recent course of treatment. Figures in italics indicate the base number of FP17s or Patient Questionnaire responses are less than 100. N/A is shown where the base number of responses is less than 10 during the period. % is calculated as Quantity/Base number*100

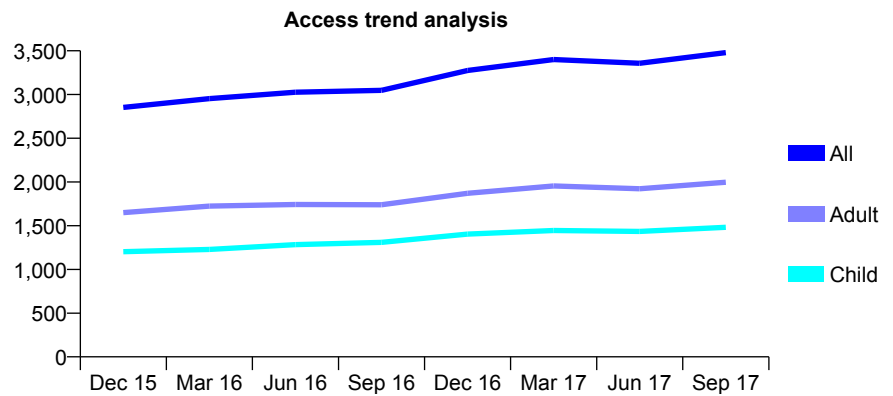
Q46 - Vital Signs At a Glance Contract Report for 199664/0001 - September 2017

Name or company name	Charlestown Dental Practice Ltd
Contract type name	GDS Contract
Purpose of contract	General
Contract start date	01/10/2010
Contract end date	

17/18 Contracted general activity (UDA)	10,000
Carry forward general activity (UDA)	0
17/18 Contracted orthodontic activity (UOA)	0
Carry forward orthodontic activity (UOA)	0
Baseline contract value	£279,510.77

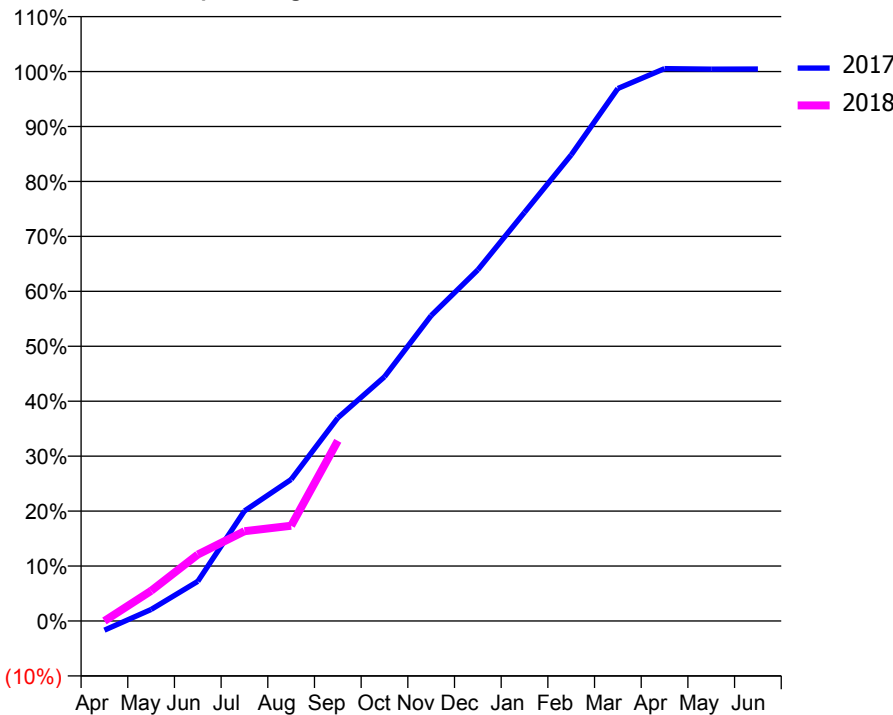
ACCESS*

Patients seen in 24 months	Total	Change since previous quarter
Quarter ending September 2016	3,048	
Quarter ending December 2016	3,275	↑
Quarter ending March 2017	3,400	↑
Quarter ending June 2017	3,358	↓
Quarter ending September 2017	3,479	↑
Variance since September 2016	14.1%	↑



ACTIVITY

Cumulative percentage of contracted UDA delivered 2017 & 2018



Month	Adjusted Scheduled Activity (UDA)	
	2017	2018
April	-168	0
May	210	551
June	722	1,211
July	2,004	1,633
August	2,576	1,733
September	3,697	3,279
October	4,445	
November	5,558	
December	6,390	
January	7,437	
February	8,484	
March	9,692	
April	10,052	
May	10,044	
June	10,045	

QUALITY

	Quantity	Base Number	Contract	AT	Region	England
% of FP17s for the same patient ID Re-attending within 3 months - Children	124	966	12.8%	12.3%	12.8%	11.9%
% of FP17s for the same patient ID Re-attending within 3 months - Adults	192	1,022	18.8%	16.9%	16.5%	15.9%
% of FP17s for the same patient ID Re-attending between 3 & 9 months - Children	501	966	51.9%	57.6%	59.7%	58.1%
% of FP17s for the same patient ID Re-attending between 3 & 9 months - Adults	365	1,022	35.7%	50.8%	53.0%	50.6%
% of FP17s for Band 1 Urgent Courses	266	1,332	20.0%	10.4%	9.2%	9.1%
% of FP17s Relating to Free Repair or Replacements	4	1,332	0.3%	0.9%	1.0%	0.8%
% of FP17s Relating to Continuations	7	1,332	0.5%	1.1%	1.2%	1.1%
% of Patients satisfied with the dentistry they have received	2	2	N/A	91.1%	91.6%	91.4%
% of Patients satisfied with the time they had to wait for an appointment	2	2	N/A	87.5%	88.1%	87.7%

* This is based on patients treated on this contract for their most recent course of treatment. Figures in italics indicate the base number of FP17s or Patient Questionnaire responses are less than 100. N/A is shown where the base number of responses is less than 10 during the period. % is calculated as Quantity/Base number*100

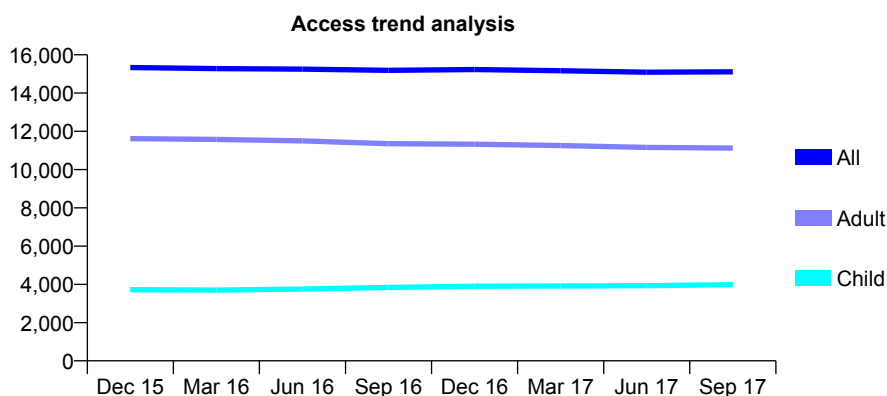
Q46 - Vital Signs At a Glance Contract Report for 199893/0001 - September 2017

Name or company name	Wallace, Thomas, Hobson & Emmett Ltd
Contract type name	GDS Contract
Purpose of contract	General
Contract start date	01/04/2008
Contract end date	

17/18 Contracted general activity (UDA)	43,279
Carry forward general activity (UDA)	0
17/18 Contracted orthodontic activity (UOA)	0
Carry forward orthodontic activity (UOA)	0
Baseline contract value	£1,440,774.27

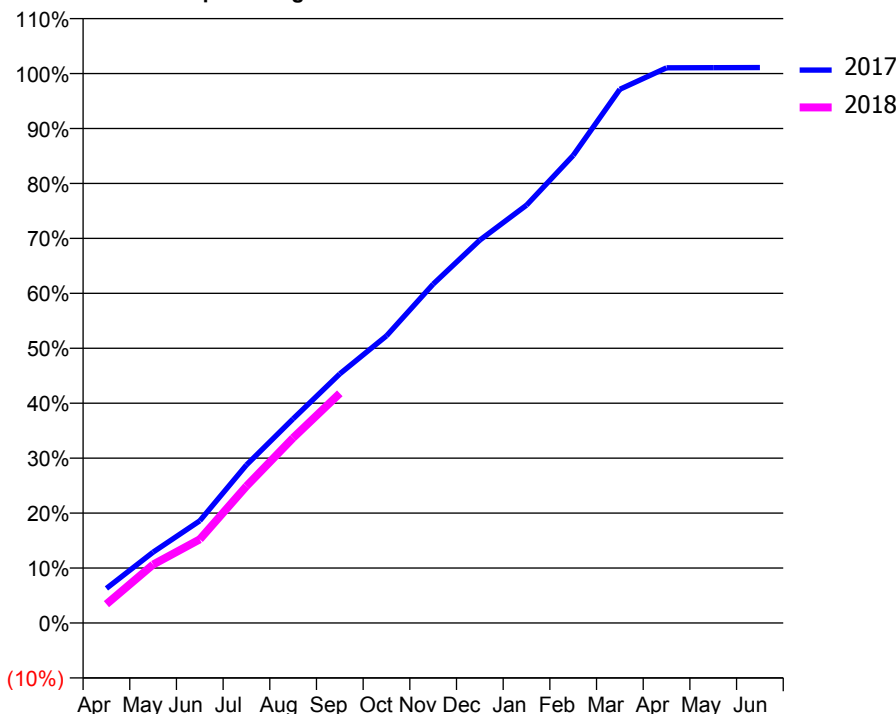
ACCESS*

Patients seen in 24 months	Total	Change since previous quarter
Quarter ending September 2016	15,189	
Quarter ending December 2016	15,227	→
Quarter ending March 2017	15,169	→
Quarter ending June 2017	15,088	→
Quarter ending September 2017	15,109	→
Variance since September 2016	(0.5%)	→



ACTIVITY

Cumulative percentage of contracted UDA delivered 2017 & 2018



Month	Adjusted Scheduled Activity (UDA)	
	2017	2018
April	2,723	1,491
May	5,581	4,602
June	8,047	6,586
July	12,447	10,781
August	16,085	14,587
September	19,622	18,087
October	22,617	
November	26,694	
December	30,154	
January	32,914	
February	36,829	
March	42,032	
April	43,731	
May	43,738	
June	43,752	

QUALITY

	Quantity	Base Number	Contract	AT	Region	England
% of FP17s for the same patient ID Re-attending within 3 months - Children	334	3,157	10.6%	12.3%	12.8%	11.9%
% of FP17s for the same patient ID Re-attending within 3 months - Adults	1,198	8,076	14.8%	16.9%	16.5%	15.9%
% of FP17s for the same patient ID Re-attending between 3 & 9 months - Children	1,792	3,157	56.8%	57.6%	59.7%	58.1%
% of FP17s for the same patient ID Re-attending between 3 & 9 months - Adults	4,634	8,076	57.4%	50.8%	53.0%	50.6%
% of FP17s for Band 1 Urgent Courses	1,148	10,430	11.0%	10.4%	9.2%	9.1%
% of FP17s Relating to Free Repair or Replacements	89	10,430	0.9%	0.9%	1.0%	0.8%
% of FP17s Relating to Continuations	12	10,430	0.1%	1.1%	1.2%	1.1%
% of Patients satisfied with the dentistry they have received	16	17	94.1%	91.1%	91.6%	91.4%
% of Patients satisfied with the time they had to wait for an appointment	16	17	94.1%	87.5%	88.1%	87.7%

* This is based on patients treated on this contract for their most recent course of treatment. Figures in italics indicate the base number of FP17s or Patient Questionnaire responses are less than 100. N/A is shown where the base number of responses is less than 10 during the period. % is calculated as Quantity/Base number*100

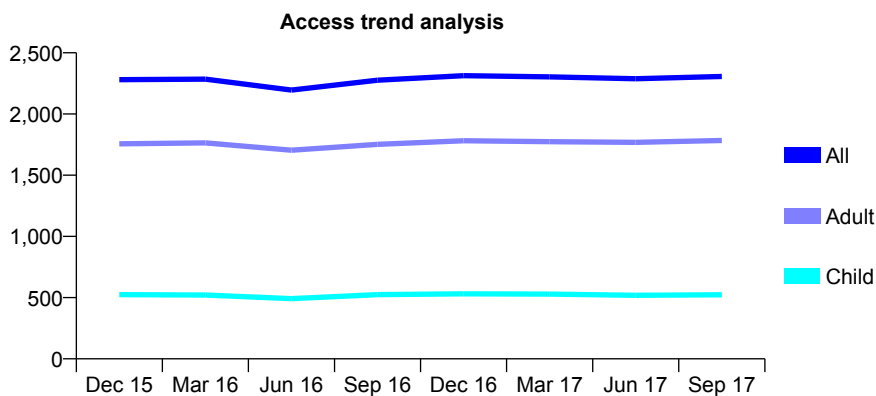
Q46 - Vital Signs At a Glance Contract Report for 213497/0001 - September 2017

Name or company name	MR N LARAH
Contract type name	GDS Contract
Purpose of contract	General
Contract start date	01/04/2006
Contract end date	

17/18 Contracted general activity (UDA)	7,800
Carry forward general activity (UDA)	0
17/18 Contracted orthodontic activity (UOA)	0
Carry forward orthodontic activity (UOA)	0
Baseline contract value	£203,485.41

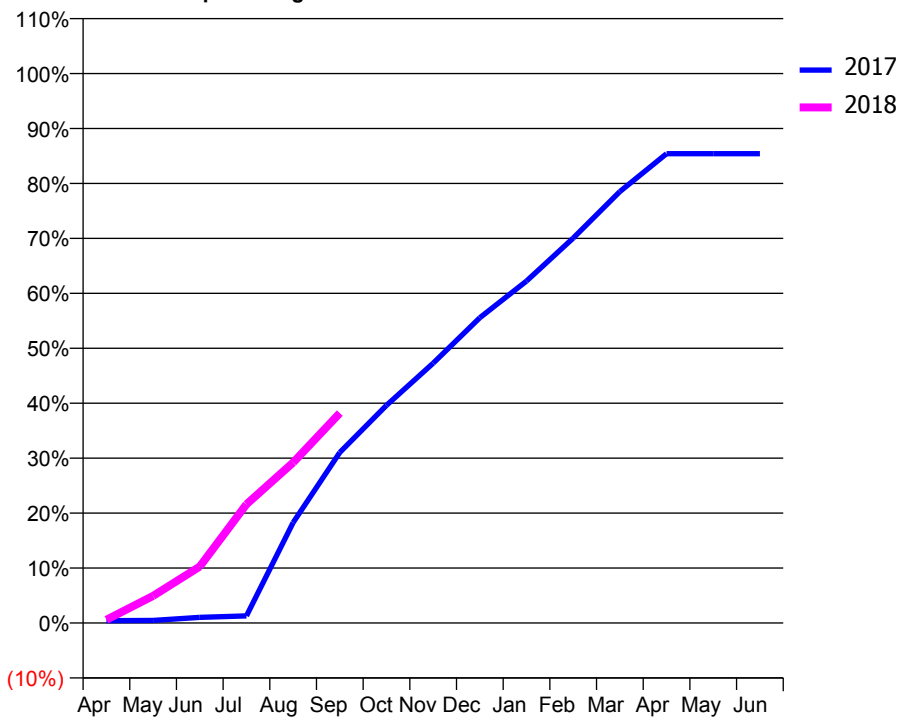
ACCESS*

Patients seen in 24 months	Total	Change since previous quarter
Quarter ending September 2016	2,276	
Quarter ending December 2016	2,313	→
Quarter ending March 2017	2,303	→
Quarter ending June 2017	2,288	→
Quarter ending September 2017	2,307	→
Variance since September 2016	1.4%	→



ACTIVITY

Cumulative percentage of contracted UDA delivered 2017 & 2018



Month	Adjusted Scheduled Activity (UDA)	
	2017	2018
April	37	46
May	41	385
June	90	801
July	113	1,685
August	1,609	2,278
September	2,733	2,980
October	3,485	
November	4,161	
December	4,889	
January	5,476	
February	6,164	
March	6,909	
April	7,515	
May	7,515	
June	7,515	

QUALITY

	Quantity	Base Number	Contract	AT	Region	England
% of FP17s for the same patient ID Re-attending within 3 months - Children	8	337	2.4%	12.3%	12.8%	11.9%
% of FP17s for the same patient ID Re-attending within 3 months - Adults	124	1,144	10.8%	16.9%	16.5%	15.9%
% of FP17s for the same patient ID Re-attending between 3 & 9 months - Children	212	337	62.9%	57.6%	59.7%	58.1%
% of FP17s for the same patient ID Re-attending between 3 & 9 months - Adults	637	1,144	55.7%	50.8%	53.0%	50.6%
% of FP17s for Band 1 Urgent Courses	11	1,267	0.9%	10.4%	9.2%	9.1%
% of FP17s Relating to Free Repair or Replacements	4	1,267	0.3%	0.9%	1.0%	0.8%
% of FP17s Relating to Continuations	23	1,267	1.8%	1.1%	1.2%	1.1%
% of Patients satisfied with the dentistry they have received	0	0	N/A	91.1%	91.6%	91.4%
% of Patients satisfied with the time they had to wait for an appointment	0	0	N/A	87.5%	88.1%	87.7%

* This is based on patients treated on this contract for their most recent course of treatment. Figures in italics indicate the base number of FP17s or Patient Questionnaire responses are less than 100. N/A is shown where the base number of responses is less than 10 during the period. % is calculated as Quantity/Base number*100

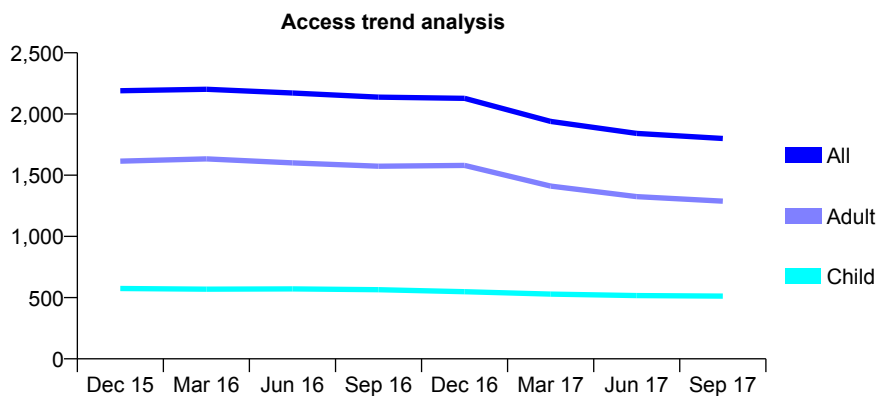
Q46 - Vital Signs At a Glance Contract Report for 214043/0001 - September 2017

Name or company name	Mr M Mahmood
Contract type name	GDS Contract
Purpose of contract	General
Contract start date	01/04/2006
Contract end date	

17/18 Contracted general activity (UDA)	5,526
Carry forward general activity (UDA)	0
17/18 Contracted orthodontic activity (UOA)	0
Carry forward orthodontic activity (UOA)	0
Baseline contract value	£166,174.97

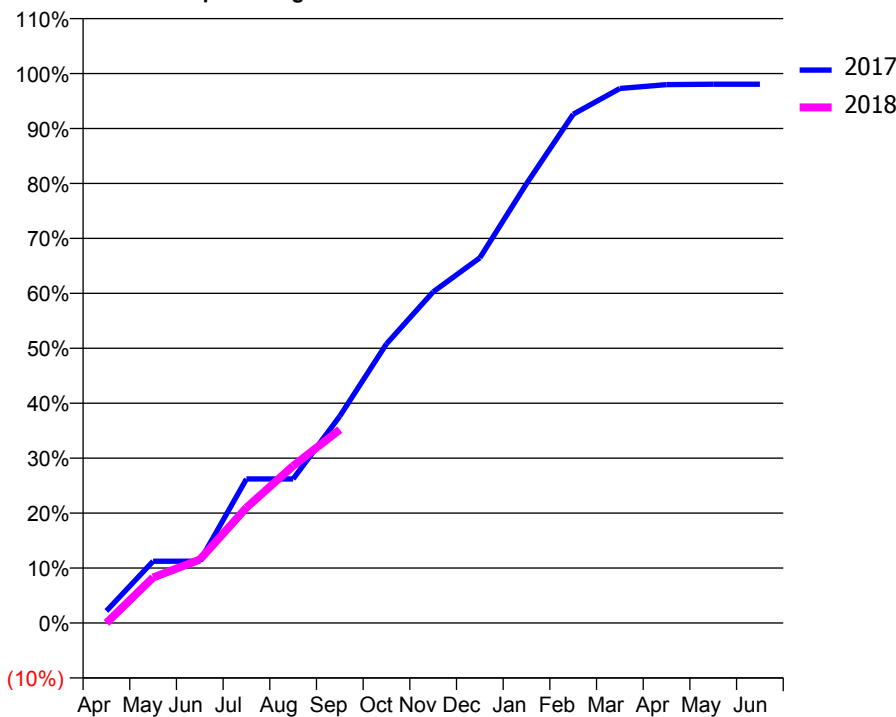
ACCESS*

Patients seen in 24 months	Total	Change since previous quarter
Quarter ending September 2016	2,138	
Quarter ending December 2016	2,128	→
Quarter ending March 2017	1,940	↓
Quarter ending June 2017	1,842	↓
Quarter ending September 2017	1,800	↓
Variance since September 2016	(15.8%)	↓



ACTIVITY

Cumulative percentage of contracted UDA delivered 2017 & 2018



Month	Adjusted Scheduled Activity (UDA)	
	2017	2018
April	122	0
May	622	458
June	622	638
July	1,449	1,160
August	1,449	1,581
September	2,081	1,945
October	2,807	
November	3,330	
December	3,672	
January	4,418	
February	5,116	
March	5,376	
April	5,414	
May	5,418	
June	5,418	

QUALITY

	Quantity	Base Number	Contract	AT	Region	England
% of FP17s for the same patient ID Re-attending within 3 months - Children	10	253	4.0%	12.3%	12.8%	11.9%
% of FP17s for the same patient ID Re-attending within 3 months - Adults	71	641	11.1%	16.9%	16.5%	15.9%
% of FP17s for the same patient ID Re-attending between 3 & 9 months - Children	117	253	46.2%	57.6%	59.7%	58.1%
% of FP17s for the same patient ID Re-attending between 3 & 9 months - Adults	229	641	35.7%	50.8%	53.0%	50.6%
% of FP17s for Band 1 Urgent Courses	125	870	14.4%	10.4%	9.2%	9.1%
% of FP17s Relating to Free Repair or Replacements	5	870	0.6%	0.9%	1.0%	0.8%
% of FP17s Relating to Continuations	3	870	0.3%	1.1%	1.2%	1.1%
% of Patients satisfied with the dentistry they have received	2	2	N/A	91.1%	91.6%	91.4%
% of Patients satisfied with the time they had to wait for an appointment	1	2	N/A	87.5%	88.1%	87.7%

* This is based on patients treated on this contract for their most recent course of treatment. Figures in italics indicate the base number of FP17s or Patient Questionnaire responses are less than 100. N/A is shown where the base number of responses is less than 10 during the period. % is calculated as Quantity/Base number*100

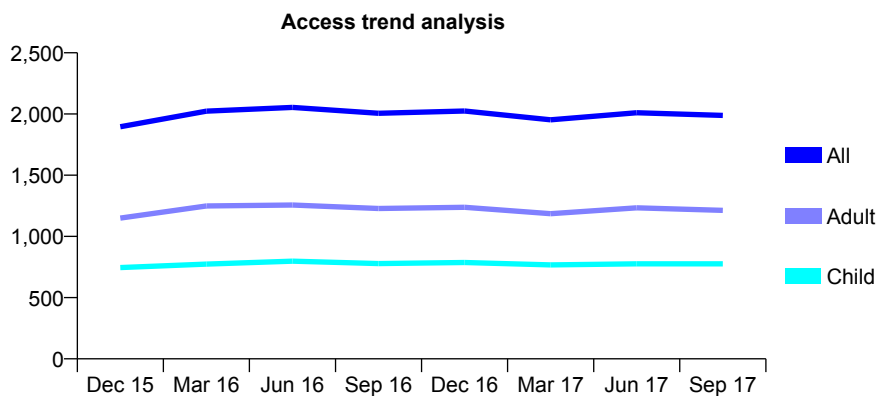
Q46 - Vital Signs At a Glance Contract Report for 214361/0001 - September 2017

Name or company name	Ms Archana Prasad
Contract type name	GDS Contract
Purpose of contract	General
Contract start date	01/04/2006
Contract end date	

17/18 Contracted general activity (UDA)	4,825
Carry forward general activity (UDA)	0
17/18 Contracted orthodontic activity (UOA)	0
Carry forward orthodontic activity (UOA)	0
Baseline contract value	£139,724.11

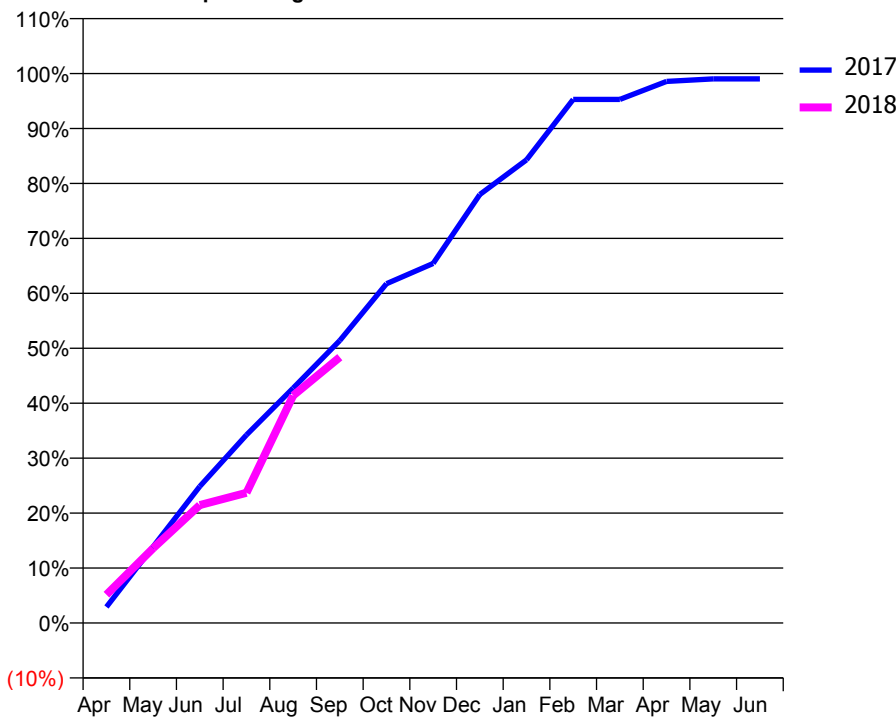
ACCESS*

Patients seen in 24 months	Total	Change since previous quarter
Quarter ending September 2016	2,006	
Quarter ending December 2016	2,025	→
Quarter ending March 2017	1,953	↓
Quarter ending June 2017	2,010	↑
Quarter ending September 2017	1,989	↓
Variance since September 2016	(0.8%)	→



ACTIVITY

Cumulative percentage of contracted UDA delivered 2017 & 2018



Month	Adjusted Scheduled Activity (UDA)	
	2017	2018
April	141	248
May	670	657
June	1,199	1,036
July	1,652	1,144
August	2,062	1,997
September	2,480	2,334
October	2,979	
November	3,157	
December	3,762	
January	4,068	
February	4,597	
March	4,597	
April	4,756	
May	4,778	
June	4,778	

QUALITY

	Quantity	Base Number	Contract	AT	Region	England
% of FP17s for the same patient ID Re-attending within 3 months - Children	63	718	8.8%	12.3%	12.8%	11.9%
% of FP17s for the same patient ID Re-attending within 3 months - Adults	106	875	12.1%	16.9%	16.5%	15.9%
% of FP17s for the same patient ID Re-attending between 3 & 9 months - Children	435	718	60.6%	57.6%	59.7%	58.1%
% of FP17s for the same patient ID Re-attending between 3 & 9 months - Adults	472	875	53.9%	50.8%	53.0%	50.6%
% of FP17s for Band 1 Urgent Courses	130	1,486	8.7%	10.4%	9.2%	9.1%
% of FP17s Relating to Free Repair or Replacements	2	1,486	0.1%	0.9%	1.0%	0.8%
% of FP17s Relating to Continuations	25	1,486	1.7%	1.1%	1.2%	1.1%
% of Patients satisfied with the dentistry they have received	2	2	N/A	91.1%	91.6%	91.4%
% of Patients satisfied with the time they had to wait for an appointment	2	2	N/A	87.5%	88.1%	87.7%

* This is based on patients treated on this contract for their most recent course of treatment. Figures in italics indicate the base number of FP17s or Patient Questionnaire responses are less than 100. N/A is shown where the base number of responses is less than 10 during the period. % is calculated as Quantity/Base number*100

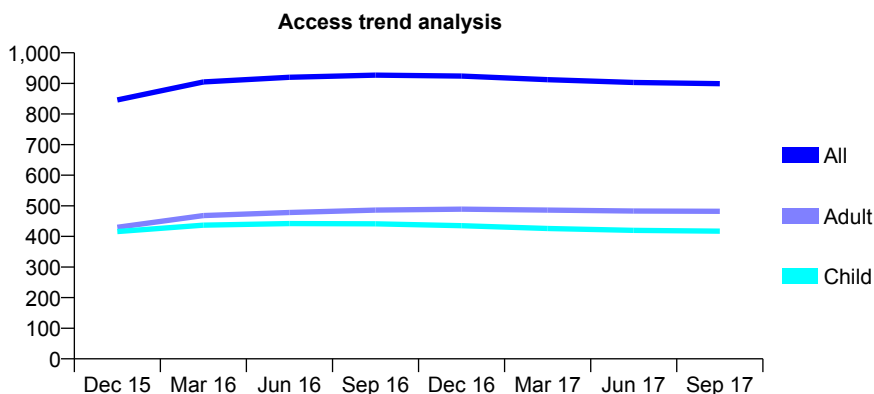
Q46 - Vital Signs At a Glance Contract Report for 215597/0001 - September 2017

Name or company name	MR S LAZARUS
Contract type name	GDS Contract
Purpose of contract	General
Contract start date	01/04/2006
Contract end date	

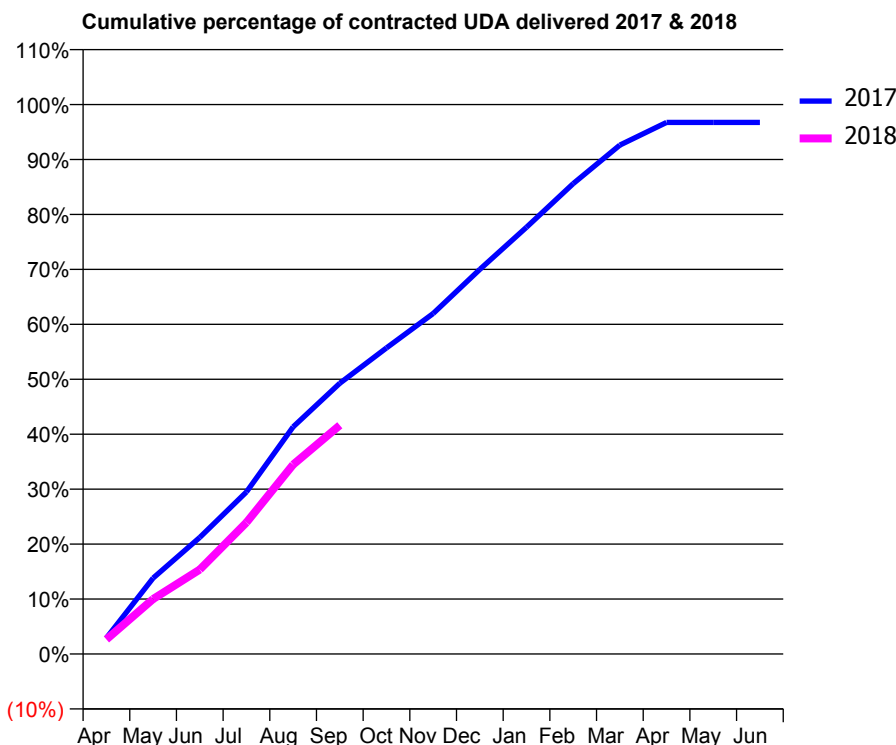
17/18 Contracted general activity (UDA)	2,420
Carry forward general activity (UDA)	0
17/18 Contracted orthodontic activity (UOA)	0
Carry forward orthodontic activity (UOA)	0
Baseline contract value	£58,196.55

ACCESS*

Patients seen in 24 months	Total	Change since previous quarter
Quarter ending September 2016	927	
Quarter ending December 2016	924	→
Quarter ending March 2017	912	↓
Quarter ending June 2017	903	→
Quarter ending September 2017	899	→
Variance since September 2016	(3.0%)	↓



ACTIVITY



Adjusted Scheduled Activity (UDA)		
Month	2017	2018
April	71	64
May	335	242
June	514	372
July	714	579
August	1,000	834
September	1,192	1,008
October	1,348	
November	1,500	
December	1,694	
January	1,880	
February	2,071	
March	2,241	
April	2,341	
May	2,341	
June	2,341	

QUALITY

	Quantity	Base Number	Contract	AT	Region	England
% of FP17s for the same patient ID Re-attending within 3 months - Children	17	310	5.5%	12.3%	12.8%	11.9%
% of FP17s for the same patient ID Re-attending within 3 months - Adults	40	355	11.3%	16.9%	16.5%	15.9%
% of FP17s for the same patient ID Re-attending between 3 & 9 months - Children	225	310	72.6%	57.6%	59.7%	58.1%
% of FP17s for the same patient ID Re-attending between 3 & 9 months - Adults	233	355	65.6%	50.8%	53.0%	50.6%
% of FP17s for Band 1 Urgent Courses	18	596	3.0%	10.4%	9.2%	9.1%
% of FP17s Relating to Free Repair or Replacements	0	596	0.0%	0.9%	1.0%	0.8%
% of FP17s Relating to Continuations	1	596	0.2%	1.1%	1.2%	1.1%
% of Patients satisfied with the dentistry they have received	0	0	N/A	91.1%	91.6%	91.4%
% of Patients satisfied with the time they had to wait for an appointment	0	0	N/A	87.5%	88.1%	87.7%

* This is based on patients treated on this contract for their most recent course of treatment. Figures in italics indicate the base number of FP17s or Patient Questionnaire responses are less than 100. N/A is shown where the base number of responses is less than 10 during the period. % is calculated as Quantity/Base number*100

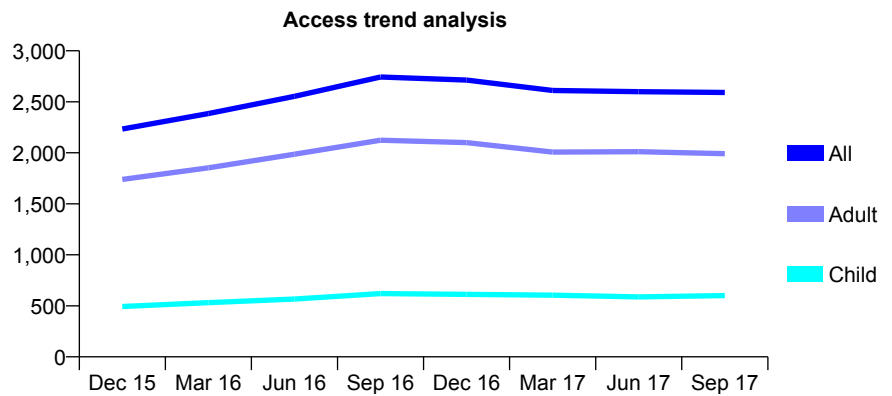
Q46 - Vital Signs At a Glance Contract Report for 215643/0001 - September 2017

Name or company name	MR MOHAMMED AL-HIMDANI
Contract type name	GDS Contract
Purpose of contract	General
Contract start date	01/04/2006
Contract end date	

17/18 Contracted general activity (UDA)	7,422
Carry forward general activity (UDA)	0
17/18 Contracted orthodontic activity (UOA)	0
Carry forward orthodontic activity (UOA)	0
Baseline contract value	£243,595.48

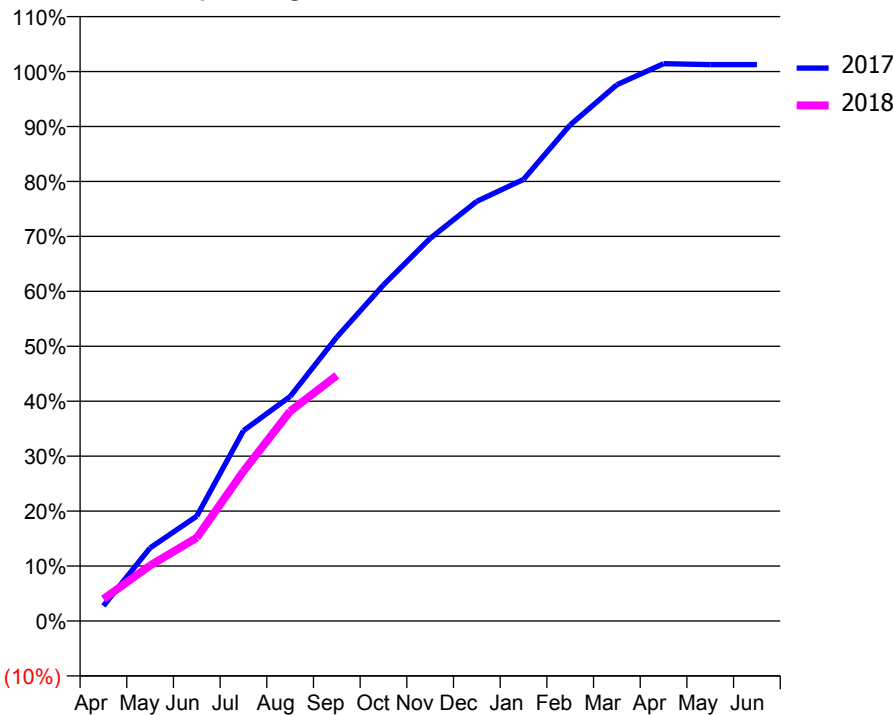
ACCESS*

Patients seen in 24 months	Total	Change since previous quarter
Quarter ending September 2016	2,743	
Quarter ending December 2016	2,713	↓
Quarter ending March 2017	2,611	↓
Quarter ending June 2017	2,599	→
Quarter ending September 2017	2,591	→
Variance since September 2016	(5.5%)	↓



ACTIVITY

Cumulative percentage of contracted UDA delivered 2017 & 2018



Month	Adjusted Scheduled Activity (UDA)	
	2017	2018
April	204	296
May	987	751
June	1,417	1,125
July	2,571	2,023
August	3,033	2,834
September	3,836	3,317
October	4,540	
November	5,168	
December	5,669	
January	5,964	
February	6,702	
March	7,242	
April	7,527	
May	7,515	
June	7,515	

QUALITY

	Quantity	Base Number	Contract	AT	Region	England
% of FP17s for the same patient ID Re-attending within 3 months - Children	14	328	4.3%	12.3%	12.8%	11.9%
% of FP17s for the same patient ID Re-attending within 3 months - Adults	133	1,166	11.4%	16.9%	16.5%	15.9%
% of FP17s for the same patient ID Re-attending between 3 & 9 months - Children	123	328	37.5%	57.6%	59.7%	58.1%
% of FP17s for the same patient ID Re-attending between 3 & 9 months - Adults	513	1,166	44.0%	50.8%	53.0%	50.6%
% of FP17s for Band 1 Urgent Courses	98	1,379	7.1%	10.4%	9.2%	9.1%
% of FP17s Relating to Free Repair or Replacements	24	1,379	1.7%	0.9%	1.0%	0.8%
% of FP17s Relating to Continuations	44	1,379	3.2%	1.1%	1.2%	1.1%
% of Patients satisfied with the dentistry they have received	3	3	N/A	91.1%	91.6%	91.4%
% of Patients satisfied with the time they had to wait for an appointment	3	3	N/A	87.5%	88.1%	87.7%

* This is based on patients treated on this contract for their most recent course of treatment. Figures in italics indicate the base number of FP17s or Patient Questionnaire responses are less than 100. N/A is shown where the base number of responses is less than 10 during the period. % is calculated as Quantity/Base number*100

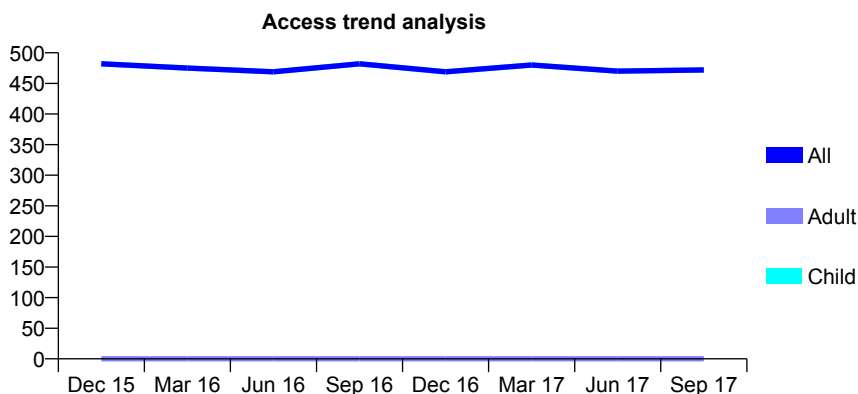
Q46 - Vital Signs At a Glance Contract Report for 222402/0001 - September 2017

Name or company name	MR P PONG
Contract type name	GDS Contract
Purpose of contract	General
Contract start date	01/04/2006
Contract end date	

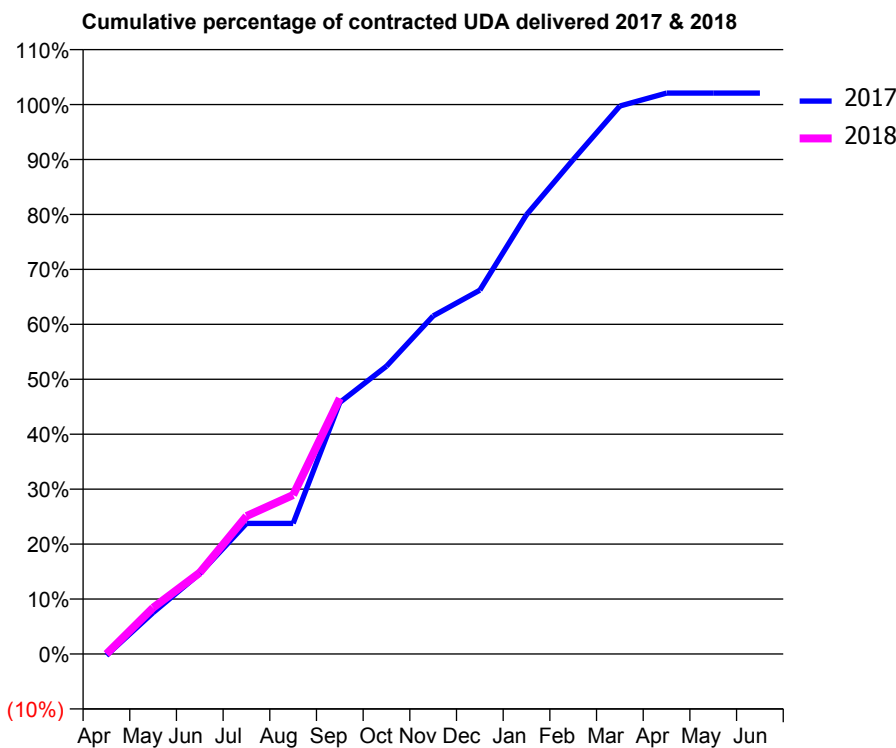
17/18 Contracted general activity (UDA)	1,756
Carry forward general activity (UDA)	0
17/18 Contracted orthodontic activity (UOA)	0
Carry forward orthodontic activity (UOA)	0
Baseline contract value	£40,086.89

ACCESS*

Patients seen in 24 months	Total	Change since previous quarter
Quarter ending September 2016	482	
Quarter ending December 2016	469	↓
Quarter ending March 2017	480	↑
Quarter ending June 2017	470	↓
Quarter ending September 2017	472	→
Variance since September 2016	(2.1%)	↓



ACTIVITY



Month	Adjusted Scheduled Activity (UDA)	
	2017	2018
April	-5	0
May	132	148
June	257	260
July	417	441
August	417	508
September	804	817
October	920	
November	1,080	
December	1,163	
January	1,404	
February	1,580	
March	1,751	
April	1,793	
May	1,793	
June	1,793	

QUALITY

	Quantity	Base Number	Contract	AT	Region	England
% of FP17s for the same patient ID Re-attending within 3 months - Children	13	449	2.9%	12.3%	12.8%	11.9%
% of FP17s for the same patient ID Re-attending within 3 months - Adults	0	0	N/A	16.9%	16.5%	15.9%
% of FP17s for the same patient ID Re-attending between 3 & 9 months - Children	361	449	80.4%	57.6%	59.7%	58.1%
% of FP17s for the same patient ID Re-attending between 3 & 9 months - Adults	0	0	N/A	50.8%	53.0%	50.6%
% of FP17s for Band 1 Urgent Courses	6	417	1.4%	10.4%	9.2%	9.1%
% of FP17s Relating to Free Repair or Replacements	0	417	0.0%	0.9%	1.0%	0.8%
% of FP17s Relating to Continuations	0	417	0.0%	1.1%	1.2%	1.1%
% of Patients satisfied with the dentistry they have received	0	0	N/A	91.1%	91.6%	91.4%
% of Patients satisfied with the time they had to wait for an appointment	0	0	N/A	87.5%	88.1%	87.7%

* This is based on patients treated on this contract for their most recent course of treatment. Figures in italics indicate the base number of FP17s or Patient Questionnaire responses are less than 100. N/A is shown where the base number of responses is less than 10 during the period. % is calculated as Quantity/Base number*100

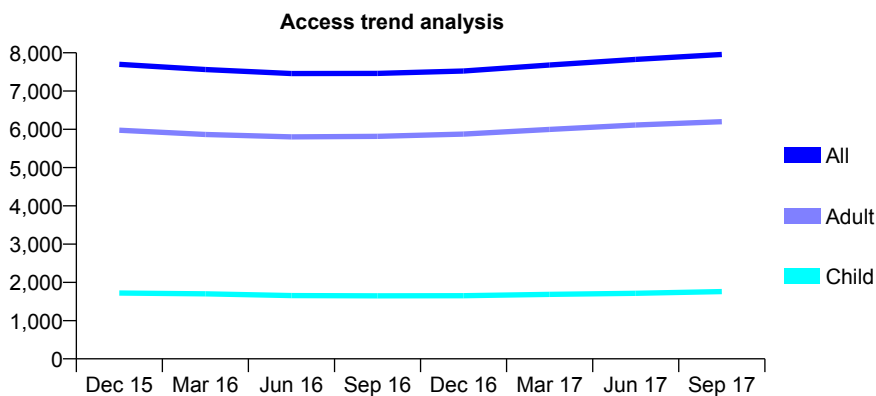
Q46 - Vital Signs At a Glance Contract Report for 224944/0003 - September 2017

Name or company name	MR DF MCGRATH
Contract type name	GDS Contract
Purpose of contract	General
Contract start date	01/06/2011
Contract end date	

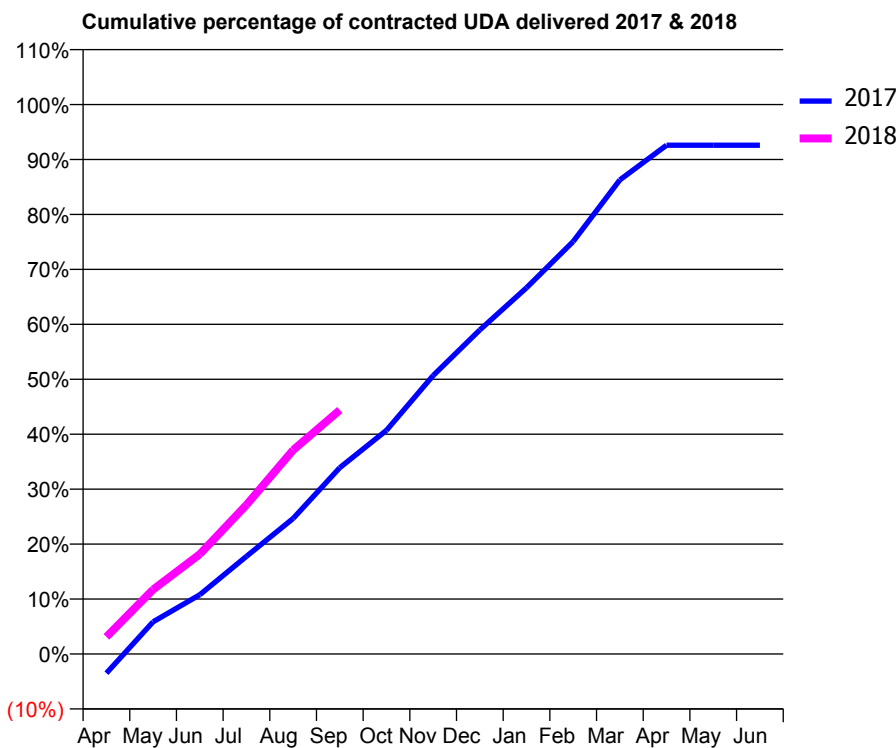
17/18 Contracted general activity (UDA)	27,600
Carry forward general activity (UDA)	0
17/18 Contracted orthodontic activity (UOA)	0
Carry forward orthodontic activity (UOA)	0
Baseline contract value	£896,429.84

ACCESS*

Patients seen in 24 months	Total	Change since previous quarter
Quarter ending September 2016	7,463	
Quarter ending December 2016	7,524	→
Quarter ending March 2017	7,681	↑
Quarter ending June 2017	7,827	→
Quarter ending September 2017	7,957	→
Variance since September 2016	6.6%	↑



ACTIVITY



Month	Adjusted Scheduled Activity (UDA)	
	2017	2018
April	-965	861
May	1,618	3,236
June	2,976	5,012
July	4,906	7,494
August	6,807	10,247
September	9,358	12,254
October	11,235	
November	13,988	
December	16,279	
January	18,392	
February	20,719	
March	23,817	
April	25,553	
May	25,553	
June	25,555	

QUALITY

	Quantity	Base Number	Contract	AT	Region	England
% of FP17s for the same patient ID Re-attending within 3 months - Children	107	1,369	7.8%	12.3%	12.8%	11.9%
% of FP17s for the same patient ID Re-attending within 3 months - Adults	729	4,727	15.4%	16.9%	16.5%	15.9%
% of FP17s for the same patient ID Re-attending between 3 & 9 months - Children	759	1,369	55.4%	57.6%	59.7%	58.1%
% of FP17s for the same patient ID Re-attending between 3 & 9 months - Adults	2,819	4,727	59.6%	50.8%	53.0%	50.6%
% of FP17s for Band 1 Urgent Courses	415	5,504	7.5%	10.4%	9.2%	9.1%
% of FP17s Relating to Free Repair or Replacements	85	5,504	1.5%	0.9%	1.0%	0.8%
% of FP17s Relating to Continuations	55	5,504	1.0%	1.1%	1.2%	1.1%
% of Patients satisfied with the dentistry they have received	8	9	N/A	91.1%	91.6%	91.4%
% of Patients satisfied with the time they had to wait for an appointment	8	9	N/A	87.5%	88.1%	87.7%

* This is based on patients treated on this contract for their most recent course of treatment. Figures in italics indicate the base number of FP17s or Patient Questionnaire responses are less than 100. N/A is shown where the base number of responses is less than 10 during the period. % is calculated as Quantity/Base number*100

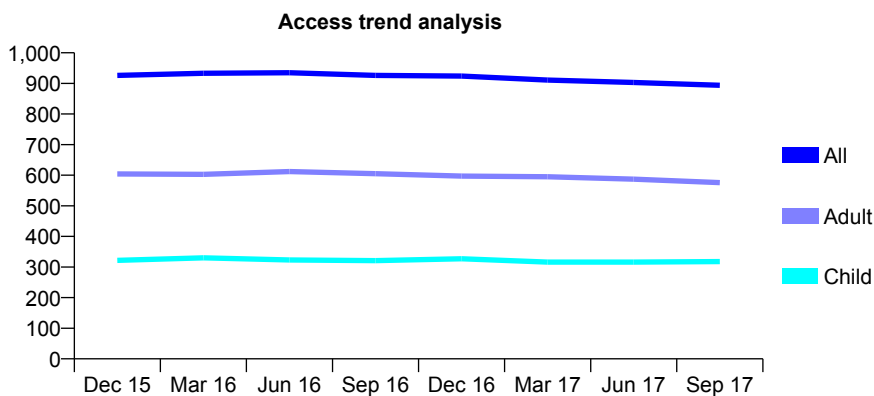
Q46 - Vital Signs At a Glance Contract Report for 226815/0001 - September 2017

Name or company name	Mr Bilal Sheikh
Contract type name	GDS Contract
Purpose of contract	General
Contract start date	01/04/2006
Contract end date	

17/18 Contracted general activity (UDA)	2,772
Carry forward general activity (UDA)	0
17/18 Contracted orthodontic activity (UOA)	0
Carry forward orthodontic activity (UOA)	0
Baseline contract value	£118,585.87

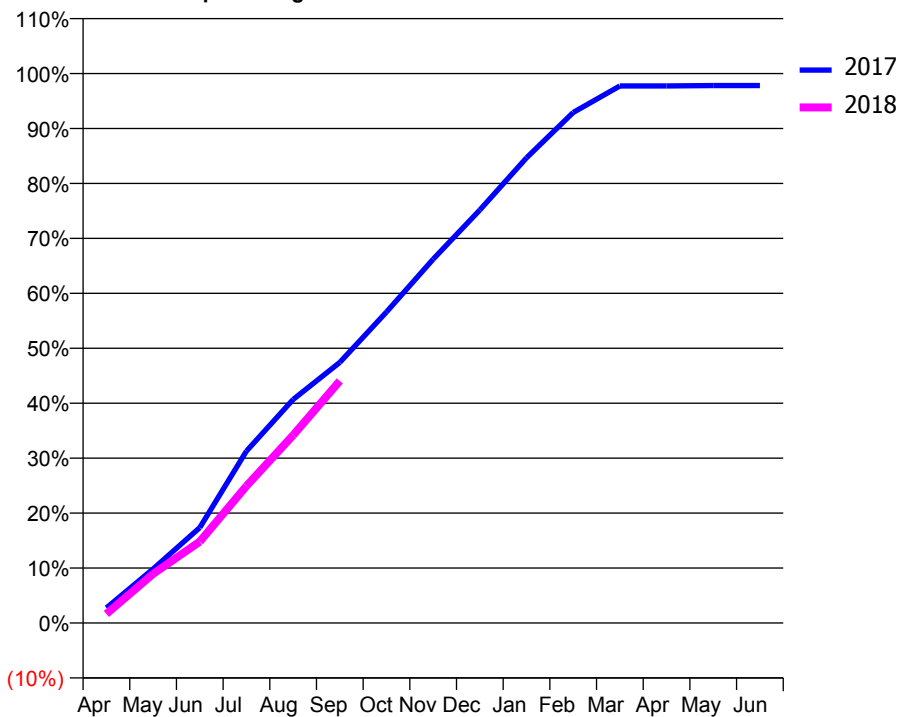
ACCESS*

Patients seen in 24 months	Total	Change since previous quarter
Quarter ending September 2016	926	
Quarter ending December 2016	924	→
Quarter ending March 2017	911	↓
Quarter ending June 2017	903	→
Quarter ending September 2017	894	→
Variance since September 2016	(3.5%)	↓



ACTIVITY

Cumulative percentage of contracted UDA delivered 2017 & 2018



Adjusted Scheduled Activity (UDA)

Month	2017	2018
April	76	46
May	273	248
June	481	411
July	867	691
August	1,128	948
September	1,315	1,221
October	1,569	
November	1,835	
December	2,083	
January	2,347	
February	2,575	
March	2,709	
April	2,709	
May	2,711	
June	2,711	

QUALITY

	Quantity	Base Number	Contract	AT	Region	England
% of FP17s for the same patient ID Re-attending within 3 months - Children	22	199	11.1%	12.3%	12.8%	11.9%
% of FP17s for the same patient ID Re-attending within 3 months - Adults	48	299	16.1%	16.9%	16.5%	15.9%
% of FP17s for the same patient ID Re-attending between 3 & 9 months - Children	67	199	33.7%	57.6%	59.7%	58.1%
% of FP17s for the same patient ID Re-attending between 3 & 9 months - Adults	90	299	30.1%	50.8%	53.0%	50.6%
% of FP17s for Band 1 Urgent Courses	47	496	9.5%	10.4%	9.2%	9.1%
% of FP17s Relating to Free Repair or Replacements	4	496	0.8%	0.9%	1.0%	0.8%
% of FP17s Relating to Continuations	3	496	0.6%	1.1%	1.2%	1.1%
% of Patients satisfied with the dentistry they have received	0	0	N/A	91.1%	91.6%	91.4%
% of Patients satisfied with the time they had to wait for an appointment	0	0	N/A	87.5%	88.1%	87.7%

* This is based on patients treated on this contract for their most recent course of treatment. Figures in italics indicate the base number of FP17s or Patient Questionnaire responses are less than 100. N/A is shown where the base number of responses is less than 10 during the period. % is calculated as Quantity/Base number*100

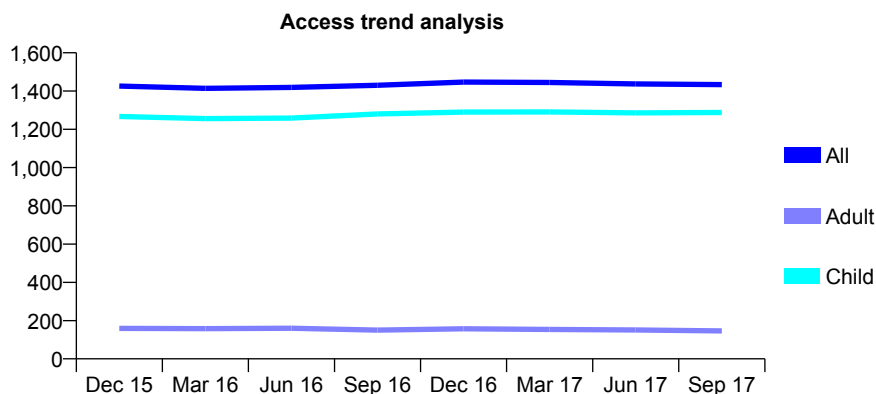
Q46 - Vital Signs At a Glance Contract Report for 232971/0001 - September 2017

Name or company name	MISS S HODGSON
Contract type name	GDS Contract
Purpose of contract	General
Contract start date	01/04/2006
Contract end date	

17/18 Contracted general activity (UDA)	3,396
Carry forward general activity (UDA)	0
17/18 Contracted orthodontic activity (UOA)	0
Carry forward orthodontic activity (UOA)	0
Baseline contract value	£83,969.33

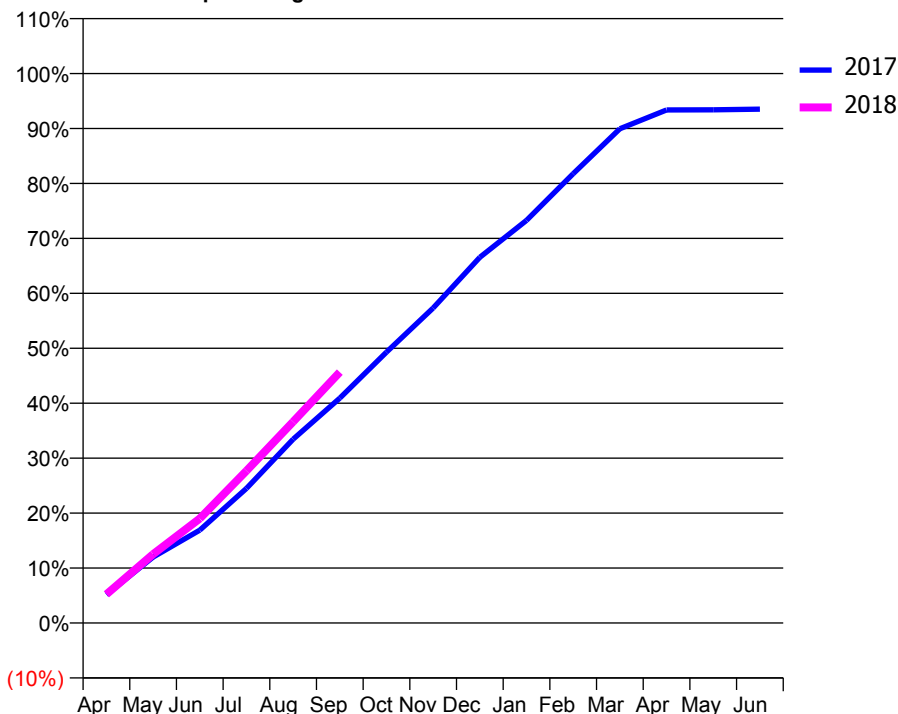
ACCESS*

Patients seen in 24 months	Total	Change since previous quarter
Quarter ending September 2016	1,430	
Quarter ending December 2016	1,447	→
Quarter ending March 2017	1,445	→
Quarter ending June 2017	1,437	→
Quarter ending September 2017	1,434	→
Variance since September 2016	0.3%	→



ACTIVITY

Cumulative percentage of contracted UDA delivered 2017 & 2018



Month	Adjusted Scheduled Activity (UDA)	
	2017	2018
April	175	178
May	407	426
June	574	646
July	832	941
August	1,136	1,244
September	1,390	1,550
October	1,674	
November	1,947	
December	2,260	
January	2,489	
February	2,777	
March	3,054	
April	3,170	
May	3,171	
June	3,175	

QUALITY

	Quantity	Base Number	Contract	AT	Region	England
% of FP17s for the same patient ID Re-attending within 3 months - Children	109	1,136	9.6%	12.3%	12.8%	11.9%
% of FP17s for the same patient ID Re-attending within 3 months - Adults	6	43	14.0%	16.9%	16.5%	15.9%
% of FP17s for the same patient ID Re-attending between 3 & 9 months - Children	769	1,136	67.7%	57.6%	59.7%	58.1%
% of FP17s for the same patient ID Re-attending between 3 & 9 months - Adults	31	43	72.1%	50.8%	53.0%	50.6%
% of FP17s for Band 1 Urgent Courses	61	1,092	5.6%	10.4%	9.2%	9.1%
% of FP17s Relating to Free Repair or Replacements	0	1,092	0.0%	0.9%	1.0%	0.8%
% of FP17s Relating to Continuations	0	1,092	0.0%	1.1%	1.2%	1.1%
% of Patients satisfied with the dentistry they have received	1	1	N/A	91.1%	91.6%	91.4%
% of Patients satisfied with the time they had to wait for an appointment	1	1	N/A	87.5%	88.1%	87.7%

* This is based on patients treated on this contract for their most recent course of treatment. Figures in italics indicate the base number of FP17s or Patient Questionnaire responses are less than 100. N/A is shown where the base number of responses is less than 10 during the period. % is calculated as Quantity/Base number*100

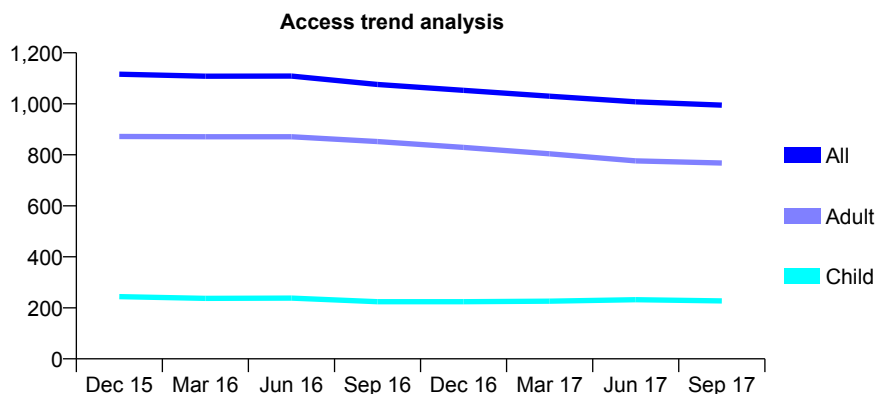
Q46 - Vital Signs At a Glance Contract Report for 235881/0001 - September 2017

Name or company name	MR S HELM
Contract type name	GDS Contract
Purpose of contract	General
Contract start date	01/04/2006
Contract end date	

17/18 Contracted general activity (UDA)	4,200
Carry forward general activity (UDA)	0
17/18 Contracted orthodontic activity (UOA)	0
Carry forward orthodontic activity (UOA)	0
Baseline contract value	£136,772.49

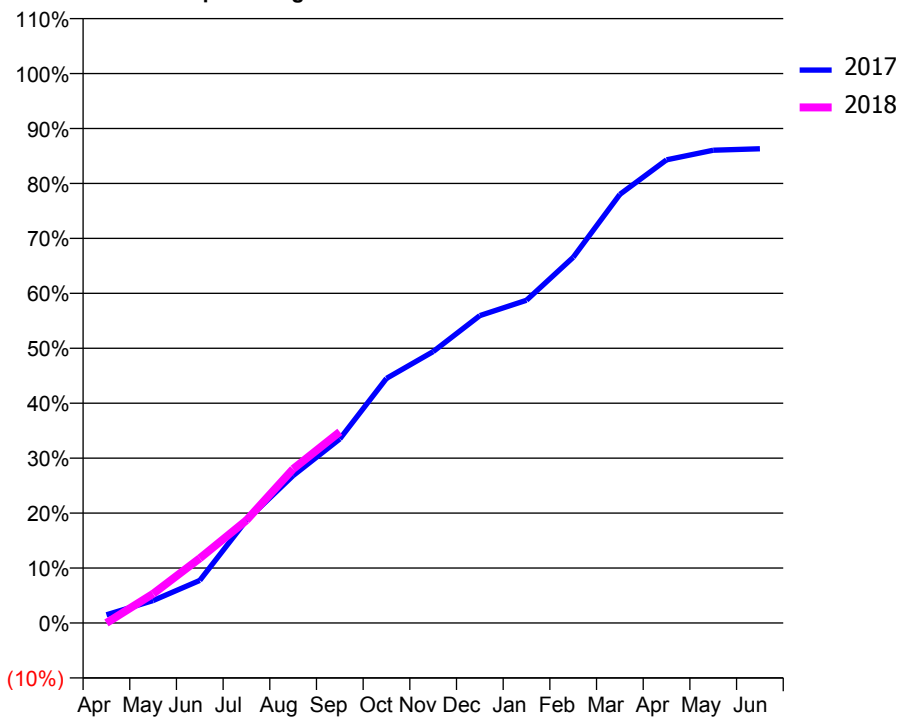
ACCESS*

Patients seen in 24 months	Total	Change since previous quarter
Quarter ending September 2016	1,076	
Quarter ending December 2016	1,053	↓
Quarter ending March 2017	1,030	↓
Quarter ending June 2017	1,008	↓
Quarter ending September 2017	995	↓
Variance since September 2016	(7.5%)	↓



ACTIVITY

Cumulative percentage of contracted UDA delivered 2017 & 2018



Adjusted Scheduled Activity (UDA)

Month	2017	2018
April	72	0
May	198	224
June	374	495
July	902	786
August	1,294	1,178
September	1,615	1,461
October	2,147	
November	2,381	
December	2,698	
January	2,832	
February	3,209	
March	3,761	
April	4,065	
May	4,148	
June	4,162	

QUALITY

	Quantity	Base Number	Contract	AT	Region	England
% of FP17s for the same patient ID Re-attending within 3 months - Children	15	152	9.9%	12.3%	12.8%	11.9%
% of FP17s for the same patient ID Re-attending within 3 months - Adults	84	488	17.2%	16.9%	16.5%	15.9%
% of FP17s for the same patient ID Re-attending between 3 & 9 months - Children	69	152	45.4%	57.6%	59.7%	58.1%
% of FP17s for the same patient ID Re-attending between 3 & 9 months - Adults	177	488	36.3%	50.8%	53.0%	50.6%
% of FP17s for Band 1 Urgent Courses	102	538	19.0%	10.4%	9.2%	9.1%
% of FP17s Relating to Free Repair or Replacements	6	538	1.1%	0.9%	1.0%	0.8%
% of FP17s Relating to Continuations	4	538	0.7%	1.1%	1.2%	1.1%
% of Patients satisfied with the dentistry they have received	2	3	N/A	91.1%	91.6%	91.4%
% of Patients satisfied with the time they had to wait for an appointment	3	3	N/A	87.5%	88.1%	87.7%

* This is based on patients treated on this contract for their most recent course of treatment. Figures in italics indicate the base number of FP17s or Patient Questionnaire responses are less than 100. N/A is shown where the base number of responses is less than 10 during the period. % is calculated as Quantity/Base number*100

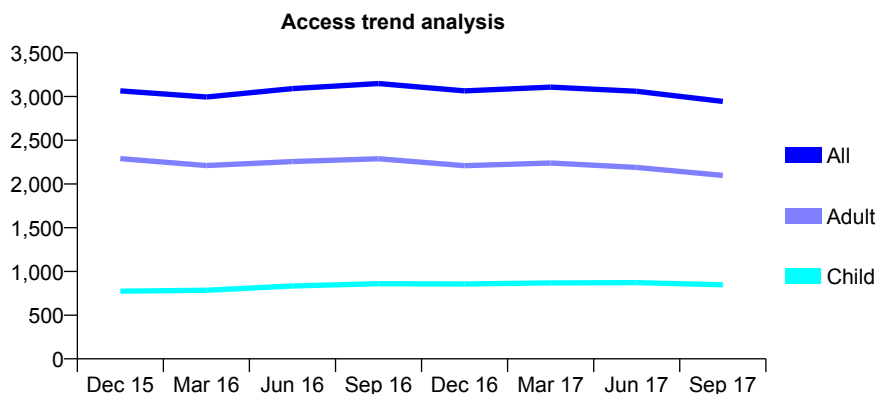
Q46 - Vital Signs At a Glance Contract Report for 238422/0002 - September 2017

Name or company name	MR A HOLLAND
Contract type name	GDS Contract
Purpose of contract	General
Contract start date	01/04/2006
Contract end date	

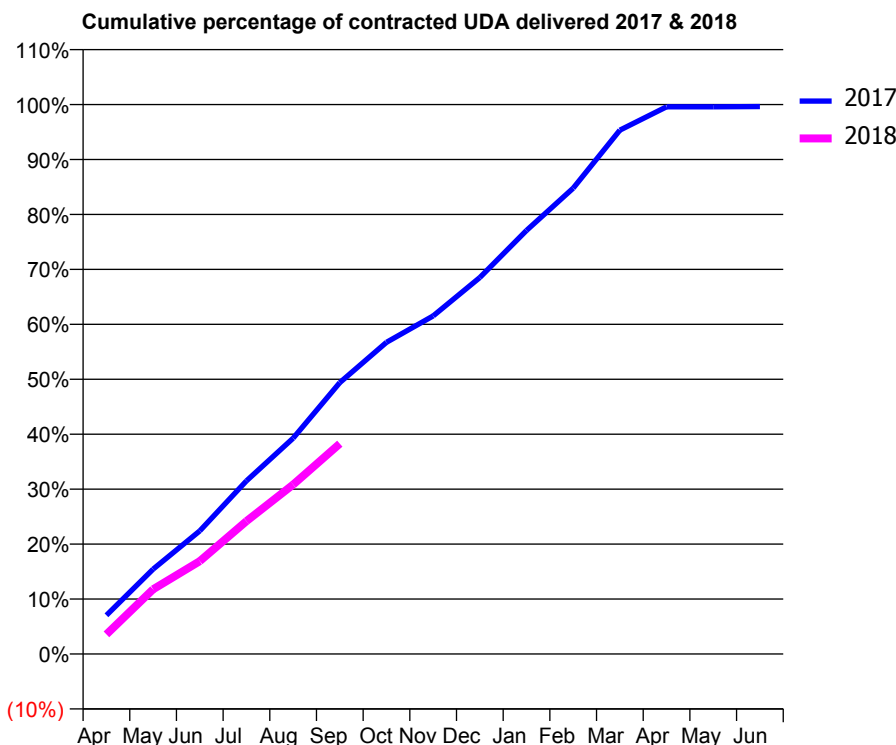
17/18 Contracted general activity (UDA)	8,912
Carry forward general activity (UDA)	0
17/18 Contracted orthodontic activity (UOA)	0
Carry forward orthodontic activity (UOA)	0
Baseline contract value	£277,044.41

ACCESS*

Patients seen in 24 months	Total	Change since previous quarter
Quarter ending September 2016	3,148	
Quarter ending December 2016	3,065	↓
Quarter ending March 2017	3,108	→
Quarter ending June 2017	3,060	↓
Quarter ending September 2017	2,944	↓
Variance since September 2016	(6.5%)	↓



ACTIVITY



Month	Adjusted Scheduled Activity (UDA)	
	2017	2018
April	628	319
May	1,376	1,050
June	1,997	1,506
July	2,807	2,155
August	3,501	2,749
September	4,402	3,412
October	5,055	
November	5,484	
December	6,106	
January	6,870	
February	7,555	
March	8,496	
April	8,875	
May	8,875	
June	8,878	

QUALITY

	Quantity	Base Number	Contract	AT	Region	England
% of FP17s for the same patient ID Re-attending within 3 months - Children	69	557	12.4%	12.3%	12.8%	11.9%
% of FP17s for the same patient ID Re-attending within 3 months - Adults	266	1,224	21.7%	16.9%	16.5%	15.9%
% of FP17s for the same patient ID Re-attending between 3 & 9 months - Children	274	557	49.2%	57.6%	59.7%	58.1%
% of FP17s for the same patient ID Re-attending between 3 & 9 months - Adults	406	1,224	33.2%	50.8%	53.0%	50.6%
% of FP17s for Band 1 Urgent Courses	391	1,626	24.0%	10.4%	9.2%	9.1%
% of FP17s Relating to Free Repair or Replacements	21	1,626	1.3%	0.9%	1.0%	0.8%
% of FP17s Relating to Continuations	17	1,626	1.0%	1.1%	1.2%	1.1%
% of Patients satisfied with the dentistry they have received	3	3	N/A	91.1%	91.6%	91.4%
% of Patients satisfied with the time they had to wait for an appointment	3	3	N/A	87.5%	88.1%	87.7%

* This is based on patients treated on this contract for their most recent course of treatment. Figures in italics indicate the base number of FP17s or Patient Questionnaire responses are less than 100. N/A is shown where the base number of responses is less than 10 during the period. % is calculated as Quantity/Base number*100

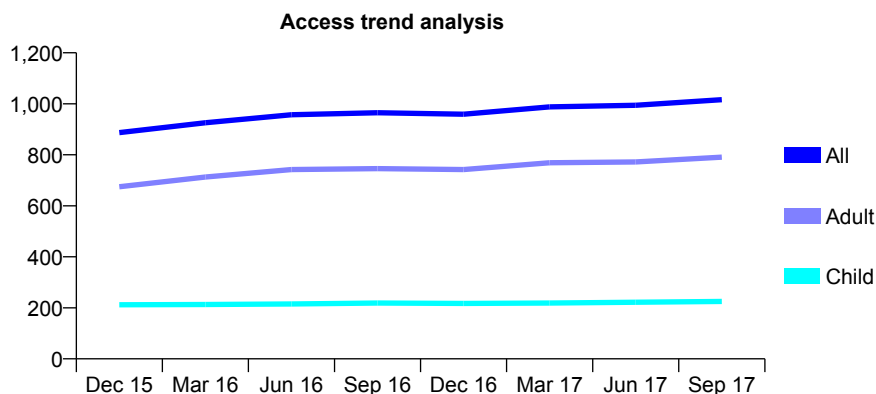
Q46 - Vital Signs At a Glance Contract Report for 238422/0003 - September 2017

Name or company name	MR A HOLLAND
Contract type name	GDS Contract
Purpose of contract	General
Contract start date	01/04/2006
Contract end date	

17/18 Contracted general activity (UDA)	2,713
Carry forward general activity (UDA)	0
17/18 Contracted orthodontic activity (UOA)	0
Carry forward orthodontic activity (UOA)	0
Baseline contract value	£88,328.58

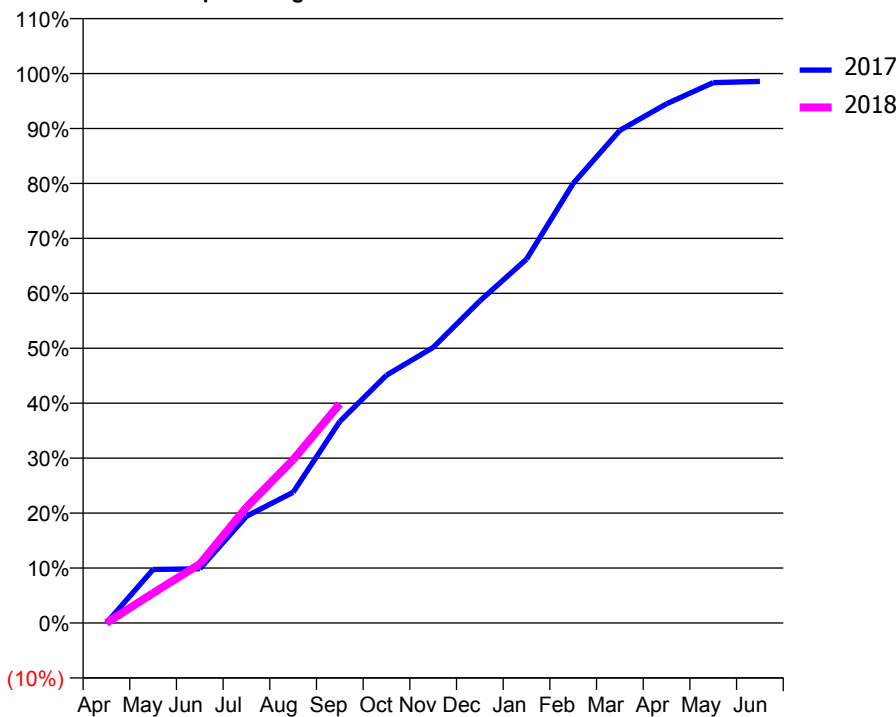
ACCESS*

Patients seen in 24 months	Total	Change since previous quarter
Quarter ending September 2016	965	
Quarter ending December 2016	959	→
Quarter ending March 2017	988	↑
Quarter ending June 2017	994	→
Quarter ending September 2017	1,016	↑
Variance since September 2016	5.3%	↑



ACTIVITY

Cumulative percentage of contracted UDA delivered 2017 & 2018



Month	Adjusted Scheduled Activity (UDA)	
	2017	2018
April	0	0
May	264	148
June	267	291
July	527	572
August	646	806
September	995	1,082
October	1,224	
November	1,360	
December	1,590	
January	1,796	
February	2,170	
March	2,433	
April	2,563	
May	2,668	
June	2,674	

QUALITY

	Quantity	Base Number	Contract	AT	Region	England
% of FP17s for the same patient ID Re-attending within 3 months - Children	8	128	6.3%	12.3%	12.8%	11.9%
% of FP17s for the same patient ID Re-attending within 3 months - Adults	44	389	11.3%	16.9%	16.5%	15.9%
% of FP17s for the same patient ID Re-attending between 3 & 9 months - Children	61	128	47.7%	57.6%	59.7%	58.1%
% of FP17s for the same patient ID Re-attending between 3 & 9 months - Adults	115	389	29.6%	50.8%	53.0%	50.6%
% of FP17s for Band 1 Urgent Courses	107	434	24.7%	10.4%	9.2%	9.1%
% of FP17s Relating to Free Repair or Replacements	3	434	0.7%	0.9%	1.0%	0.8%
% of FP17s Relating to Continuations	2	434	0.5%	1.1%	1.2%	1.1%
% of Patients satisfied with the dentistry they have received	0	0	N/A	91.1%	91.6%	91.4%
% of Patients satisfied with the time they had to wait for an appointment	0	0	N/A	87.5%	88.1%	87.7%

* This is based on patients treated on this contract for their most recent course of treatment. Figures in italics indicate the base number of FP17s or Patient Questionnaire responses are less than 100. N/A is shown where the base number of responses is less than 10 during the period. % is calculated as Quantity/Base number*100

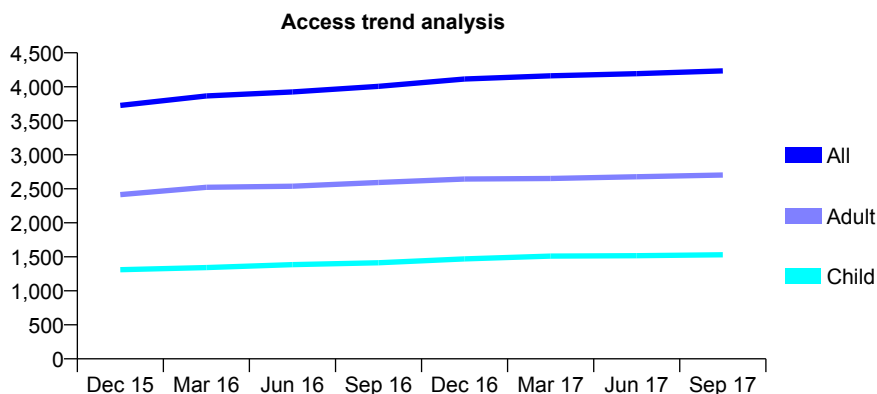
Q46 - Vital Signs At a Glance Contract Report for 238821/0001 - September 2017

Name or company name	MR AS HASNAIN
Contract type name	GDS Contract
Purpose of contract	General
Contract start date	01/04/2006
Contract end date	

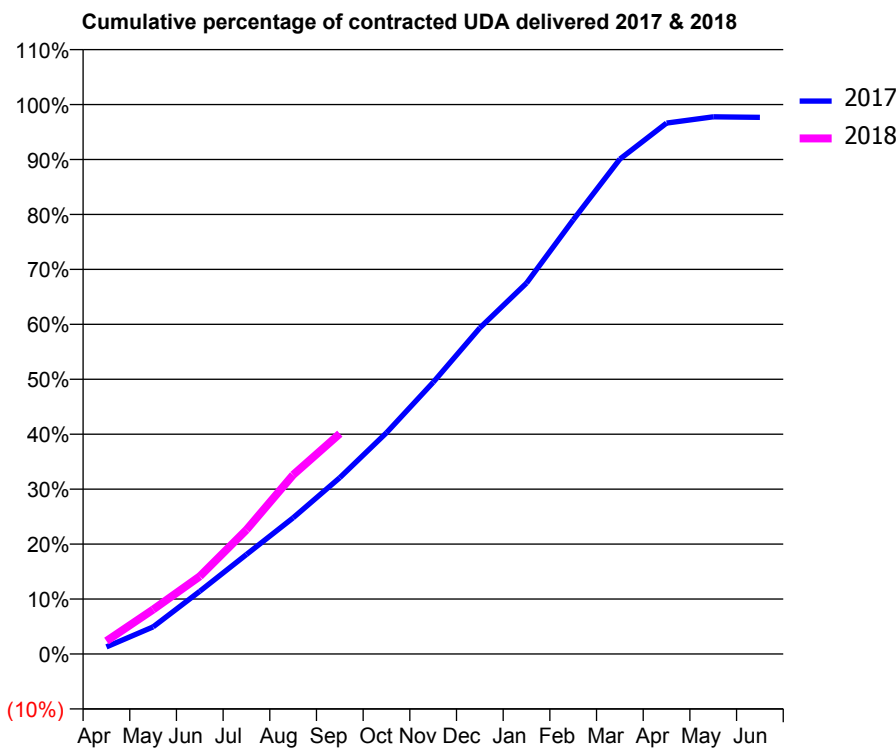
17/18 Contracted general activity (UDA)	13,879
Carry forward general activity (UDA)	0
17/18 Contracted orthodontic activity (UOA)	0
Carry forward orthodontic activity (UOA)	0
Baseline contract value	£471,995.27

ACCESS*

Patients seen in 24 months	Total	Change since previous quarter
Quarter ending September 2016	4,006	
Quarter ending December 2016	4,115	↑
Quarter ending March 2017	4,162	→
Quarter ending June 2017	4,194	→
Quarter ending September 2017	4,234	→
Variance since September 2016	5.7%	↑



ACTIVITY



Month	Adjusted Scheduled Activity (UDA)	
	2017	2018
April	180	328
May	687	1,123
June	1,583	1,962
July	2,514	3,139
August	3,440	4,524
September	4,454	5,565
October	5,588	
November	6,861	
December	8,237	
January	9,367	
February	10,964	
March	12,501	
April	13,410	
May	13,567	
June	13,555	

QUALITY

	Quantity	Base Number	Contract	AT	Region	England
% of FP17s for the same patient ID Re-attending within 3 months - Children	109	958	11.4%	12.3%	12.8%	11.9%
% of FP17s for the same patient ID Re-attending within 3 months - Adults	222	1,433	15.5%	16.9%	16.5%	15.9%
% of FP17s for the same patient ID Re-attending between 3 & 9 months - Children	349	958	36.4%	57.6%	59.7%	58.1%
% of FP17s for the same patient ID Re-attending between 3 & 9 months - Adults	410	1,433	28.6%	50.8%	53.0%	50.6%
% of FP17s for Band 1 Urgent Courses	255	1,942	13.1%	10.4%	9.2%	9.1%
% of FP17s Relating to Free Repair or Replacements	0	1,942	0.0%	0.9%	1.0%	0.8%
% of FP17s Relating to Continuations	0	1,942	0.0%	1.1%	1.2%	1.1%
% of Patients satisfied with the dentistry they have received	3	3	N/A	91.1%	91.6%	91.4%
% of Patients satisfied with the time they had to wait for an appointment	2	3	N/A	87.5%	88.1%	87.7%

* This is based on patients treated on this contract for their most recent course of treatment. Figures in italics indicate the base number of FP17s or Patient Questionnaire responses are less than 100. N/A is shown where the base number of responses is less than 10 during the period. % is calculated as Quantity/Base number*100

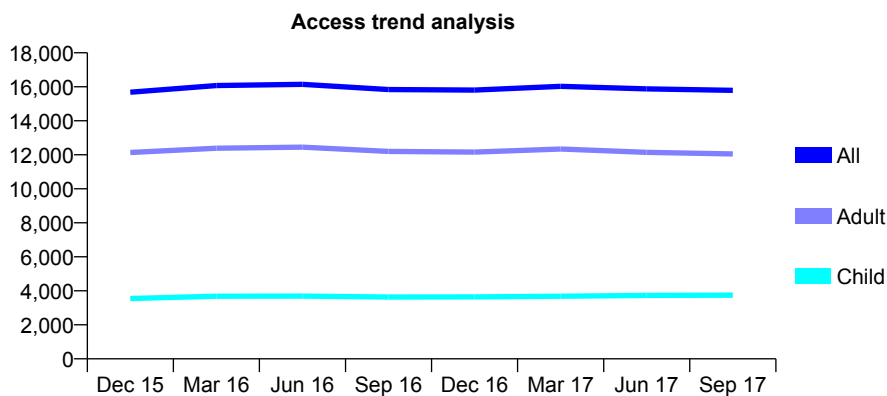
Q46 - Vital Signs At a Glance Contract Report for 239615/0001 - September 2017

Name or company name	MR RS SINGH
Contract type name	GDS Contract
Purpose of contract	General and Orthodontic
Contract start date	01/04/2006
Contract end date	

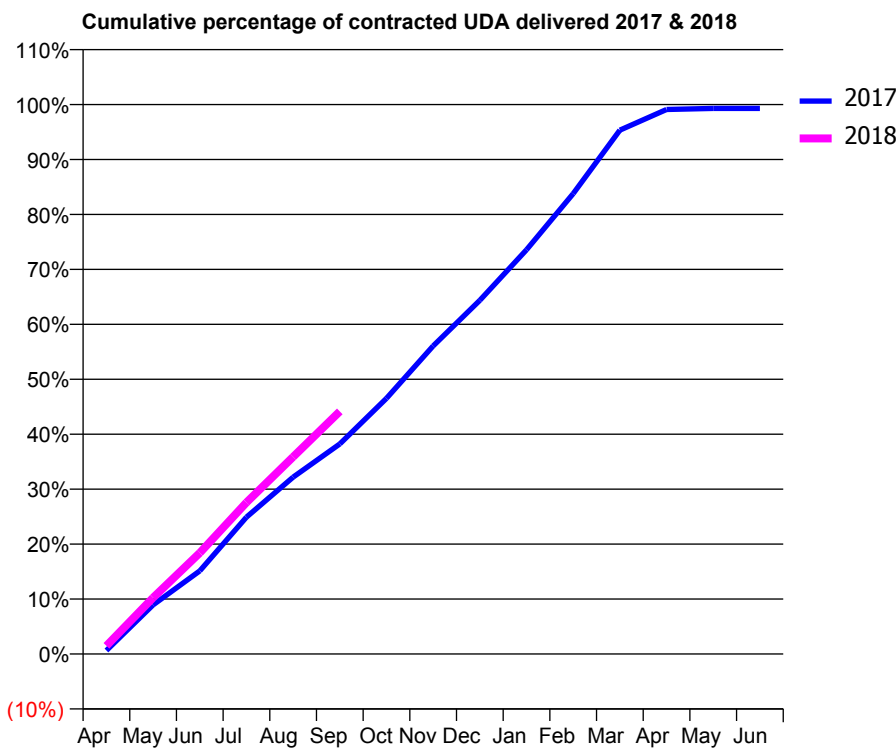
17/18 Contracted general activity (UDA)	39,521
Carry forward general activity (UDA)	280
17/18 Contracted orthodontic activity (UOA)	1,091
Carry forward orthodontic activity (UOA)	-22
Baseline contract value	£1,387,591.65

ACCESS*

Patients seen in 24 months	Total	Change since previous quarter
Quarter ending September 2016	15,836	
Quarter ending December 2016	15,805	→
Quarter ending March 2017	16,024	→
Quarter ending June 2017	15,879	→
Quarter ending September 2017	15,795	→
Variance since September 2016	(0.3%)	→



ACTIVITY



Month	Adjusted Scheduled Activity (UDA)	
	2017	2018
April	256	585
May	3,537	4,049
June	5,982	7,275
July	9,848	10,901
August	12,726	14,179
September	15,105	17,455
October	18,392	
November	22,159	
December	25,439	
January	29,073	
February	33,110	
March	37,677	
April	39,163	
May	39,240	
June	39,241	

QUALITY

	Quantity	Base Number	Contract	AT	Region	England
% of FP17s for the same patient ID Re-attending within 3 months - Children	207	2,134	9.7%	12.3%	12.8%	11.9%
% of FP17s for the same patient ID Re-attending within 3 months - Adults	1,446	7,719	18.7%	16.9%	16.5%	15.9%
% of FP17s for the same patient ID Re-attending between 3 & 9 months - Children	777	2,134	36.4%	57.6%	59.7%	58.1%
% of FP17s for the same patient ID Re-attending between 3 & 9 months - Adults	3,417	7,719	44.3%	50.8%	53.0%	50.6%
% of FP17s for Band 1 Urgent Courses	554	8,821	6.3%	10.4%	9.2%	9.1%
% of FP17s Relating to Free Repair or Replacements	49	8,821	0.6%	0.9%	1.0%	0.8%
% of FP17s Relating to Continuations	44	8,821	0.5%	1.1%	1.2%	1.1%
% of Patients satisfied with the dentistry they have received	12	12	100.0%	91.1%	91.6%	91.4%
% of Patients satisfied with the time they had to wait for an appointment	11	12	91.7%	87.5%	88.1%	87.7%

* This is based on patients treated on this contract for their most recent course of treatment. Figures in italics indicate the base number of FP17s or Patient Questionnaire responses are less than 100. N/A is shown where the base number of responses is less than 10 during the period. % is calculated as Quantity/Base number*100

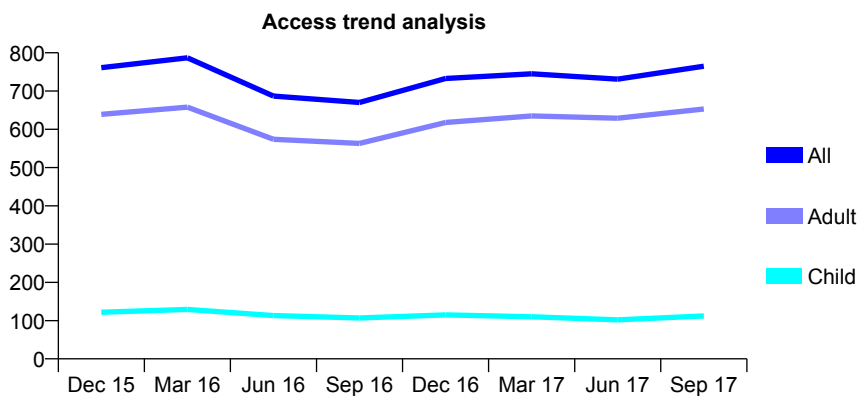
Q46 - Vital Signs At a Glance Contract Report for 239615/0006 - September 2017

Name or company name	MR RS SINGH
Contract type name	PDS Contract
Purpose of contract	General
Contract start date	01/05/2010
Contract end date	31/03/2018

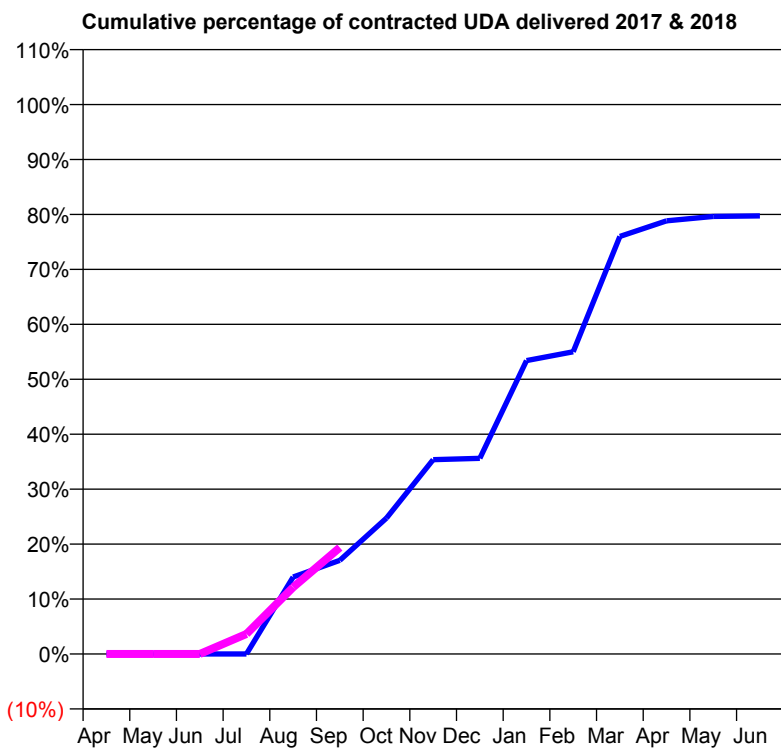
17/18 Contracted general activity (UDA)	1,344
Carry forward general activity (UDA)	0
17/18 Contracted orthodontic activity (UOA)	0
Carry forward orthodontic activity (UOA)	0
Baseline contract value	£90,922.03

ACCESS*

Patients seen in 24 months	Total	Change since previous quarter
Quarter ending September 2016	670	
Quarter ending December 2016	733	↑
Quarter ending March 2017	745	→
Quarter ending June 2017	731	↓
Quarter ending September 2017	765	↑
Variance since September 2016	14.2%	↑



ACTIVITY



Month	Adjusted Scheduled Activity (UDA)	
	2017	2018
April	0	0
May	0	0
June	0	0
July	0	49
August	188	163
September	229	260
October	332	
November	475	
December	479	
January	718	
February	739	
March	1,021	
April	1,060	
May	1,070	
June	1,072	

QUALITY

	Quantity	Base Number	Contract	AT	Region	England
% of FP17s for the same patient ID Re-attending within 3 months - Children	0	82	0.0%	12.3%	12.8%	11.9%
% of FP17s for the same patient ID Re-attending within 3 months - Adults	2	351	0.6%	16.9%	16.5%	15.9%
% of FP17s for the same patient ID Re-attending between 3 & 9 months - Children	0	82	0.0%	57.6%	59.7%	58.1%
% of FP17s for the same patient ID Re-attending between 3 & 9 months - Adults	0	351	0.0%	50.8%	53.0%	50.6%
% of FP17s for Band 1 Urgent Courses	322	322	100.0%	10.4%	9.2%	9.1%
% of FP17s Relating to Free Repair or Replacements	0	322	0.0%	0.9%	1.0%	0.8%
% of FP17s Relating to Continuations	0	322	0.0%	1.1%	1.2%	1.1%
% of Patients satisfied with the dentistry they have received	0	0	N/A	91.1%	91.6%	91.4%
% of Patients satisfied with the time they had to wait for an appointment	0	0	N/A	87.5%	88.1%	87.7%

* This is based on patients treated on this contract for their most recent course of treatment. Figures in italics indicate the base number of FP17s or Patient Questionnaire responses are less than 100. N/A is shown where the base number of responses is less than 10 during the period. % is calculated as Quantity/Base number*100

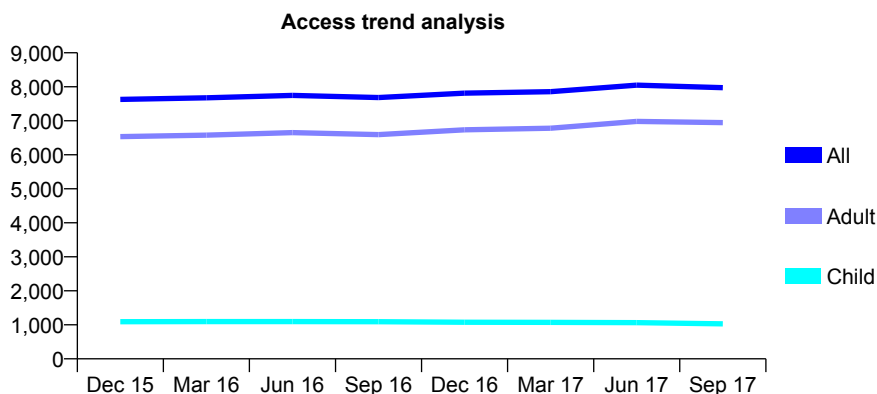
Q46 - Vital Signs At a Glance Contract Report for 243698/0001 - September 2017

Name or company name	MR A SALEEM
Contract type name	GDS Contract
Purpose of contract	General
Contract start date	01/04/2006
Contract end date	

17/18 Contracted general activity (UDA)	26,900
Carry forward general activity (UDA)	0
17/18 Contracted orthodontic activity (UOA)	0
Carry forward orthodontic activity (UOA)	0
Baseline contract value	£812,406.76

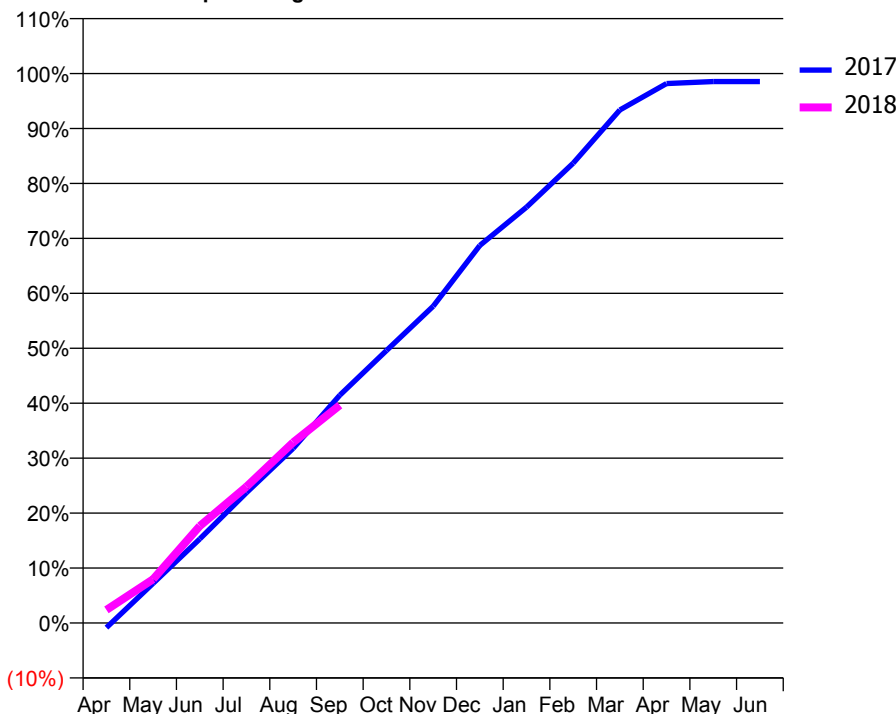
ACCESS*

Patients seen in 24 months	Total	Change since previous quarter
Quarter ending September 2016	7,685	
Quarter ending December 2016	7,815	→
Quarter ending March 2017	7,855	→
Quarter ending June 2017	8,048	↑
Quarter ending September 2017	7,975	→
Variance since September 2016	3.8%	↑



ACTIVITY

Cumulative percentage of contracted UDA delivered 2017 & 2018



Month	Adjusted Scheduled Activity (UDA)	
	2017	2018
April	-234	640
May	1,942	2,146
June	4,118	4,749
July	6,381	6,677
August	8,546	8,841
September	11,154	10,665
October	13,337	
November	15,506	
December	18,486	
January	20,358	
February	22,512	
March	25,117	
April	26,405	
May	26,504	
June	26,505	

QUALITY

	Quantity	Base Number	Contract	AT	Region	England
% of FP17s for the same patient ID Re-attending within 3 months - Children	85	799	10.6%	12.3%	12.8%	11.9%
% of FP17s for the same patient ID Re-attending within 3 months - Adults	768	4,532	16.9%	16.9%	16.5%	15.9%
% of FP17s for the same patient ID Re-attending between 3 & 9 months - Children	444	799	55.6%	57.6%	59.7%	58.1%
% of FP17s for the same patient ID Re-attending between 3 & 9 months - Adults	1,994	4,532	44.0%	50.8%	53.0%	50.6%
% of FP17s for Band 1 Urgent Courses	619	4,032	15.4%	10.4%	9.2%	9.1%
% of FP17s Relating to Free Repair or Replacements	64	4,032	1.6%	0.9%	1.0%	0.8%
% of FP17s Relating to Continuations	44	4,032	1.1%	1.1%	1.2%	1.1%
% of Patients satisfied with the dentistry they have received	3	4	N/A	91.1%	91.6%	91.4%
% of Patients satisfied with the time they had to wait for an appointment	2	4	N/A	87.5%	88.1%	87.7%

* This is based on patients treated on this contract for their most recent course of treatment. Figures in italics indicate the base number of FP17s or Patient Questionnaire responses are less than 100. N/A is shown where the base number of responses is less than 10 during the period. % is calculated as Quantity/Base number*100

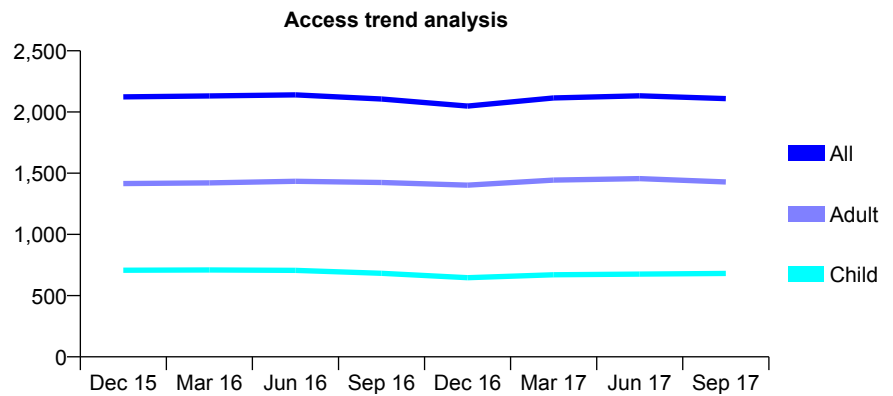
Q46 - Vital Signs At a Glance Contract Report for 243698/0002 - September 2017

Name or company name	MR A SALEEM PARTNERSHIP
Contract type name	GDS Contract
Purpose of contract	General
Contract start date	10/10/2008
Contract end date	

17/18 Contracted general activity (UDA)	6,803
Carry forward general activity (UDA)	0
17/18 Contracted orthodontic activity (UOA)	0
Carry forward orthodontic activity (UOA)	0
Baseline contract value	£181,160.66

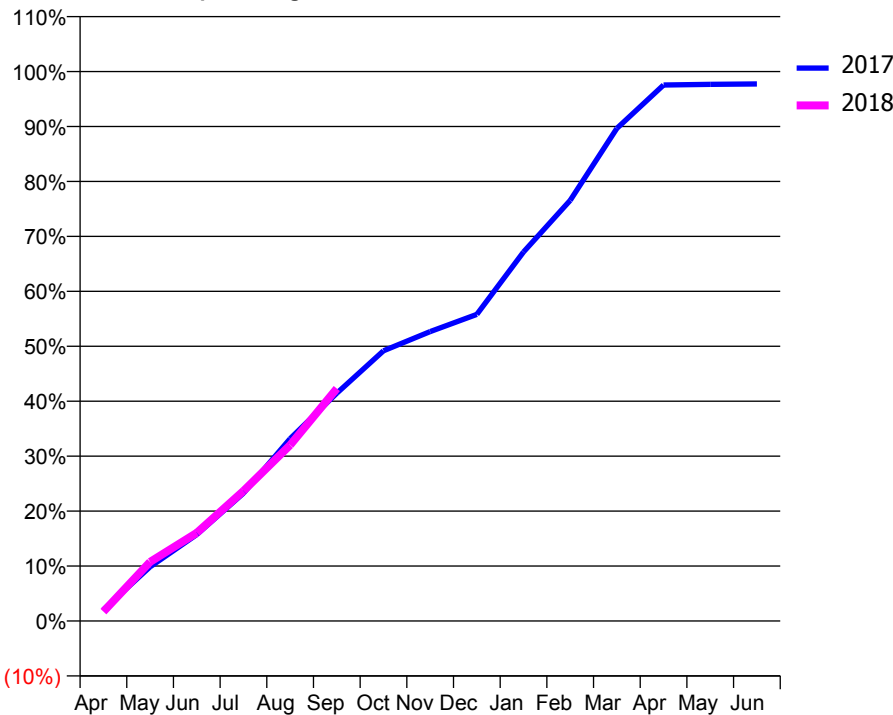
ACCESS*

Patients seen in 24 months	Total	Change since previous quarter
Quarter ending September 2016	2,106	
Quarter ending December 2016	2,049	↓
Quarter ending March 2017	2,115	↑
Quarter ending June 2017	2,132	→
Quarter ending September 2017	2,110	↓
Variance since September 2016	0.2%	→



ACTIVITY

Cumulative percentage of contracted UDA delivered 2017 & 2018



Month	Adjusted Scheduled Activity (UDA)	
	2017	2018
April	140	117
May	670	732
June	1,071	1,092
July	1,583	1,610
August	2,258	2,178
September	2,821	2,879
October	3,346	
November	3,583	
December	3,796	
January	4,568	
February	5,208	
March	6,099	
April	6,636	
May	6,645	
June	6,649	

QUALITY

	Quantity	Base Number	Contract	AT	Region	England
% of FP17s for the same patient ID Re-attending within 3 months - Children	45	578	7.8%	12.3%	12.8%	11.9%
% of FP17s for the same patient ID Re-attending within 3 months - Adults	187	1,076	17.4%	16.9%	16.5%	15.9%
% of FP17s for the same patient ID Re-attending between 3 & 9 months - Children	366	578	63.3%	57.6%	59.7%	58.1%
% of FP17s for the same patient ID Re-attending between 3 & 9 months - Adults	572	1,076	53.2%	50.8%	53.0%	50.6%
% of FP17s for Band 1 Urgent Courses	109	1,476	7.4%	10.4%	9.2%	9.1%
% of FP17s Relating to Free Repair or Replacements	2	1,476	0.1%	0.9%	1.0%	0.8%
% of FP17s Relating to Continuations	14	1,476	0.9%	1.1%	1.2%	1.1%
% of Patients satisfied with the dentistry they have received	3	3	N/A	91.1%	91.6%	91.4%
% of Patients satisfied with the time they had to wait for an appointment	3	3	N/A	87.5%	88.1%	87.7%

* This is based on patients treated on this contract for their most recent course of treatment. Figures in italics indicate the base number of FP17s or Patient Questionnaire responses are less than 100. N/A is shown where the base number of responses is less than 10 during the period. % is calculated as Quantity/Base number*100

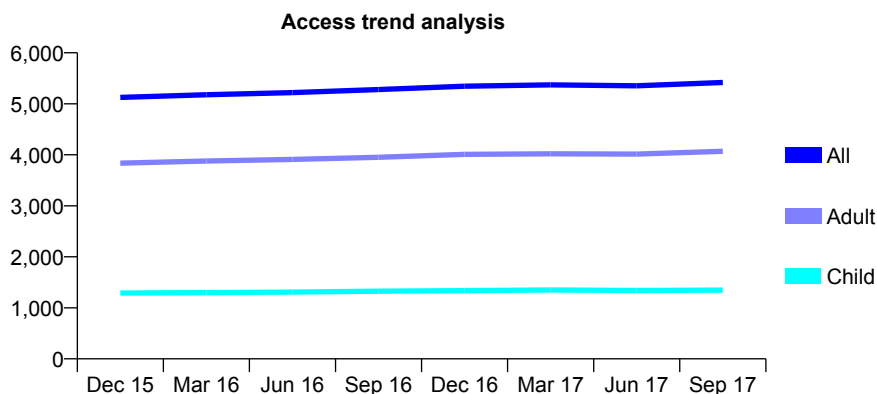
Q46 - Vital Signs At a Glance Contract Report for 245372/0005 - September 2017

Name or company name	Seedat, Ahmed and Hashmi
Contract type name	GDS Contract
Purpose of contract	General
Contract start date	18/12/2008
Contract end date	

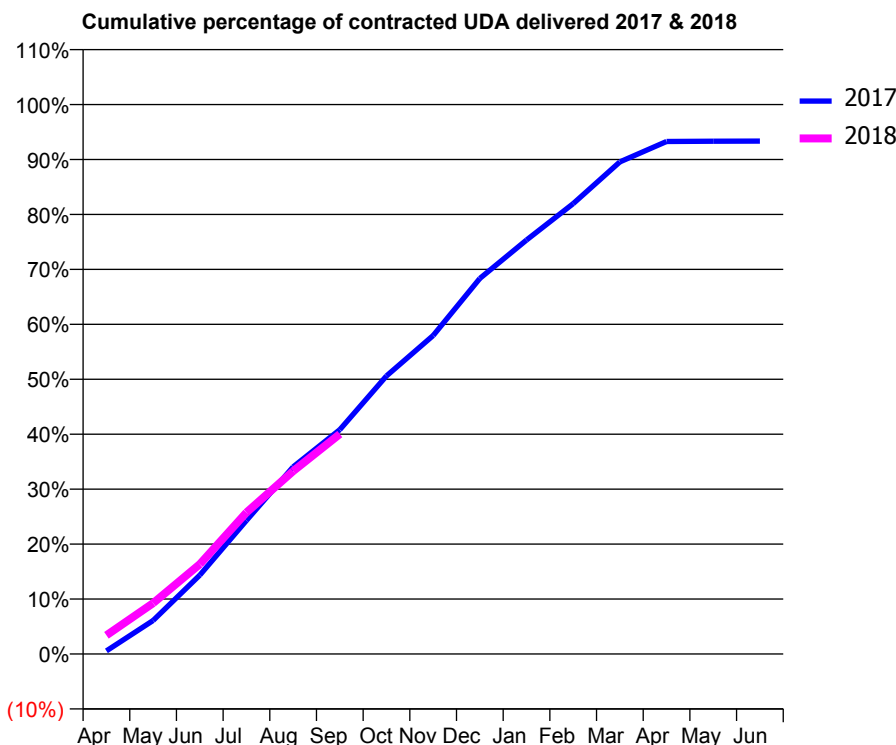
17/18 Contracted general activity (UDA)	20,000
Carry forward general activity (UDA)	0
17/18 Contracted orthodontic activity (UOA)	0
Carry forward orthodontic activity (UOA)	0
Baseline contract value	£494,519.04

ACCESS*

Patients seen in 24 months	Total	Change since previous quarter
Quarter ending September 2016	5,280	
Quarter ending December 2016	5,346	→
Quarter ending March 2017	5,370	→
Quarter ending June 2017	5,354	→
Quarter ending September 2017	5,419	→
Variance since September 2016	2.6%	↑



ACTIVITY



Month	Adjusted Scheduled Activity (UDA)	
	2017	2018
April	114	682
May	1,220	1,851
June	2,871	3,269
July	4,863	5,150
August	6,810	6,655
September	8,168	8,005
October	10,122	
November	11,590	
December	13,671	
January	15,065	
February	16,393	
March	17,912	
April	18,653	
May	18,663	
June	18,669	

QUALITY

	Quantity	Base Number	Contract	AT	Region	England
% of FP17s for the same patient ID Re-attending within 3 months - Children	98	1,244	7.9%	12.3%	12.8%	11.9%
% of FP17s for the same patient ID Re-attending within 3 months - Adults	318	3,019	10.5%	16.9%	16.5%	15.9%
% of FP17s for the same patient ID Re-attending between 3 & 9 months - Children	882	1,244	70.9%	57.6%	59.7%	58.1%
% of FP17s for the same patient ID Re-attending between 3 & 9 months - Adults	1,998	3,019	66.2%	50.8%	53.0%	50.6%
% of FP17s for Band 1 Urgent Courses	193	3,911	4.9%	10.4%	9.2%	9.1%
% of FP17s Relating to Free Repair or Replacements	21	3,911	0.5%	0.9%	1.0%	0.8%
% of FP17s Relating to Continuations	17	3,911	0.4%	1.1%	1.2%	1.1%
% of Patients satisfied with the dentistry they have received	7	8	N/A	91.1%	91.6%	91.4%
% of Patients satisfied with the time they had to wait for an appointment	8	8	N/A	87.5%	88.1%	87.7%

* This is based on patients treated on this contract for their most recent course of treatment. Figures in italics indicate the base number of FP17s or Patient Questionnaire responses are less than 100. N/A is shown where the base number of responses is less than 10 during the period. % is calculated as Quantity/Base number*100

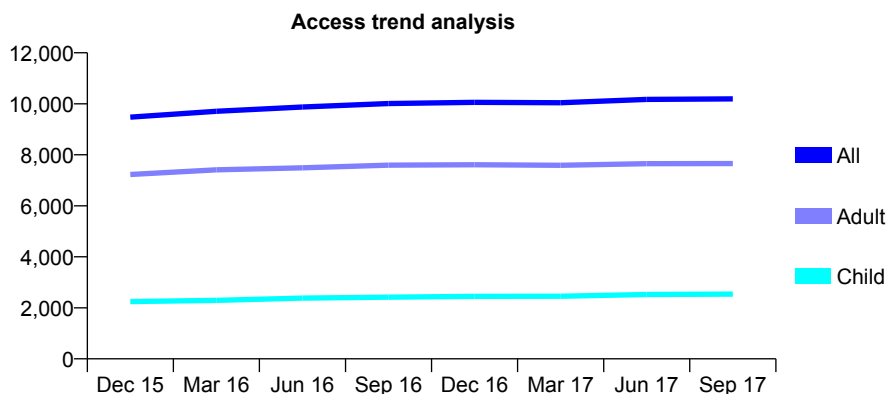
Q46 - Vital Signs At a Glance Contract Report for 245372/0006 - September 2017

Name or company name	MR KK SARANGI
Contract type name	GDS Contract
Purpose of contract	General
Contract start date	01/04/2011
Contract end date	

17/18 Contracted general activity (UDA)	29,210
Carry forward general activity (UDA)	0
17/18 Contracted orthodontic activity (UOA)	0
Carry forward orthodontic activity (UOA)	0
Baseline contract value	£722,245.86

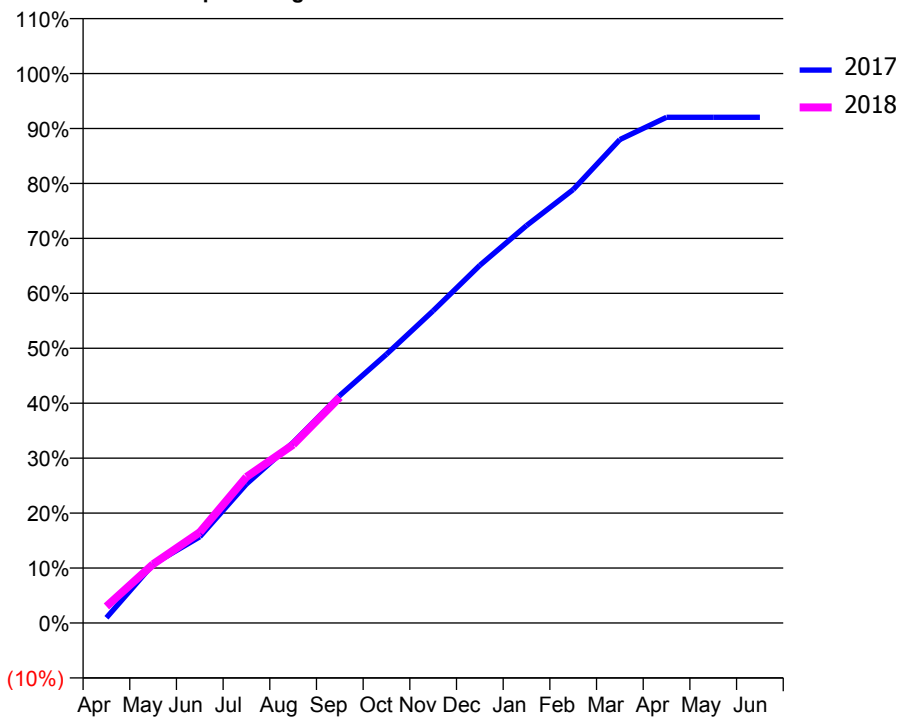
ACCESS*

Patients seen in 24 months	Total	Change since previous quarter
Quarter ending September 2016	10,013	
Quarter ending December 2016	10,058	→
Quarter ending March 2017	10,042	→
Quarter ending June 2017	10,175	→
Quarter ending September 2017	10,196	→
Variance since September 2016	1.8%	→



ACTIVITY

Cumulative percentage of contracted UDA delivered 2017 & 2018



Month	Adjusted Scheduled Activity (UDA)	
	2017	2018
April	279	882
May	3,126	3,130
June	4,582	4,820
July	7,391	7,764
August	9,594	9,477
September	12,099	12,005
October	14,289	
November	16,599	
December	19,016	
January	21,125	
February	23,038	
March	25,699	
April	26,886	
May	26,884	
June	26,884	

QUALITY

	Quantity	Base Number	Contract	AT	Region	England
% of FP17s for the same patient ID Re-attending within 3 months - Children	111	2,008	5.5%	12.3%	12.8%	11.9%
% of FP17s for the same patient ID Re-attending within 3 months - Adults	760	5,873	12.9%	16.9%	16.5%	15.9%
% of FP17s for the same patient ID Re-attending between 3 & 9 months - Children	1,354	2,008	67.4%	57.6%	59.7%	58.1%
% of FP17s for the same patient ID Re-attending between 3 & 9 months - Adults	3,693	5,873	62.9%	50.8%	53.0%	50.6%
% of FP17s for Band 1 Urgent Courses	409	7,253	5.6%	10.4%	9.2%	9.1%
% of FP17s Relating to Free Repair or Replacements	56	7,253	0.8%	0.9%	1.0%	0.8%
% of FP17s Relating to Continuations	92	7,253	1.3%	1.1%	1.2%	1.1%
% of Patients satisfied with the dentistry they have received	11	11	100.0%	91.1%	91.6%	91.4%
% of Patients satisfied with the time they had to wait for an appointment	7	11	63.6%	87.5%	88.1%	87.7%

* This is based on patients treated on this contract for their most recent course of treatment. Figures in italics indicate the base number of FP17s or Patient Questionnaire responses are less than 100. N/A is shown where the base number of responses is less than 10 during the period. % is calculated as Quantity/Base number*100

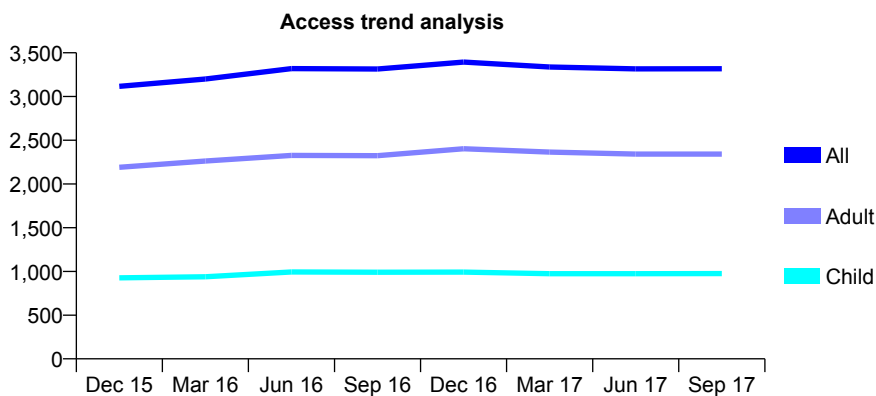
Q46 - Vital Signs At a Glance Contract Report for 245658/0001 - September 2017

Name or company name	MR K HAMEED
Contract type name	GDS Contract
Purpose of contract	General
Contract start date	01/04/2006
Contract end date	

17/18 Contracted general activity (UDA)	8,433
Carry forward general activity (UDA)	0
17/18 Contracted orthodontic activity (UOA)	0
Carry forward orthodontic activity (UOA)	0
Baseline contract value	£230,671.97

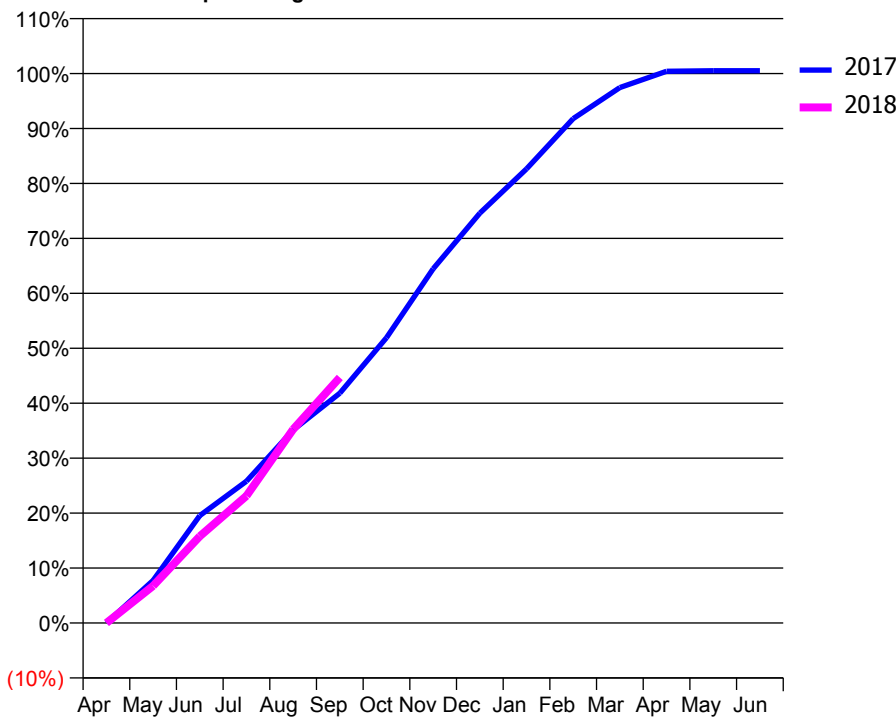
ACCESS*

Patients seen in 24 months	Total	Change since previous quarter
Quarter ending September 2016	3,315	
Quarter ending December 2016	3,394	↑
Quarter ending March 2017	3,338	↓
Quarter ending June 2017	3,316	→
Quarter ending September 2017	3,318	→
Variance since September 2016	0.1%	→



ACTIVITY

Cumulative percentage of contracted UDA delivered 2017 & 2018



Month	Adjusted Scheduled Activity (UDA)	
	2017	2018
April	3	0
May	654	570
June	1,648	1,331
July	2,177	1,952
August	2,962	2,973
September	3,527	3,769
October	4,378	
November	5,436	
December	6,289	
January	6,969	
February	7,742	
March	8,218	
April	8,467	
May	8,475	
June	8,475	

QUALITY

	Quantity	Base Number	Contract	AT	Region	England
% of FP17s for the same patient ID Re-attending within 3 months - Children	50	793	6.3%	12.3%	12.8%	11.9%
% of FP17s for the same patient ID Re-attending within 3 months - Adults	253	1,486	17.0%	16.9%	16.5%	15.9%
% of FP17s for the same patient ID Re-attending between 3 & 9 months - Children	542	793	68.3%	57.6%	59.7%	58.1%
% of FP17s for the same patient ID Re-attending between 3 & 9 months - Adults	783	1,486	52.7%	50.8%	53.0%	50.6%
% of FP17s for Band 1 Urgent Courses	130	2,139	6.1%	10.4%	9.2%	9.1%
% of FP17s Relating to Free Repair or Replacements	2	2,139	0.1%	0.9%	1.0%	0.8%
% of FP17s Relating to Continuations	47	2,139	2.2%	1.1%	1.2%	1.1%
% of Patients satisfied with the dentistry they have received	5	5	N/A	91.1%	91.6%	91.4%
% of Patients satisfied with the time they had to wait for an appointment	5	5	N/A	87.5%	88.1%	87.7%

* This is based on patients treated on this contract for their most recent course of treatment. Figures in italics indicate the base number of FP17s or Patient Questionnaire responses are less than 100. N/A is shown where the base number of responses is less than 10 during the period. % is calculated as Quantity/Base number*100

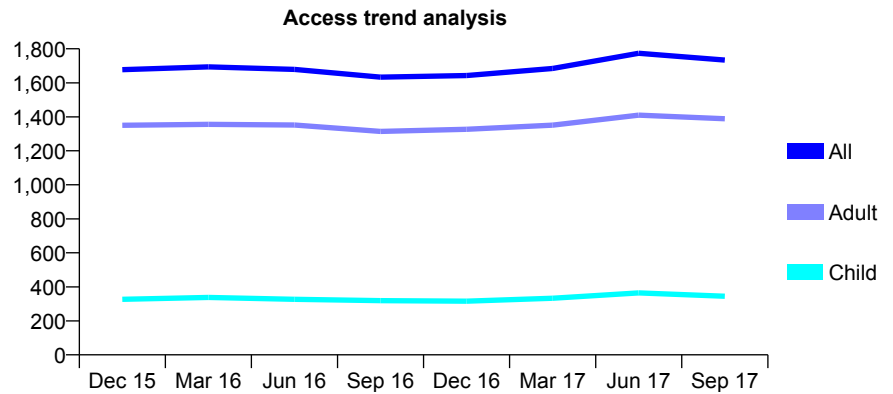
Q46 - Vital Signs At a Glance Contract Report for 246441/0001 - September 2017

Name or company name	MR R KEIGHOBADI
Contract type name	GDS Contract
Purpose of contract	General
Contract start date	01/04/2006
Contract end date	

17/18 Contracted general activity (UDA)	5,431
Carry forward general activity (UDA)	0
17/18 Contracted orthodontic activity (UOA)	0
Carry forward orthodontic activity (UOA)	0
Baseline contract value	£143,245.99

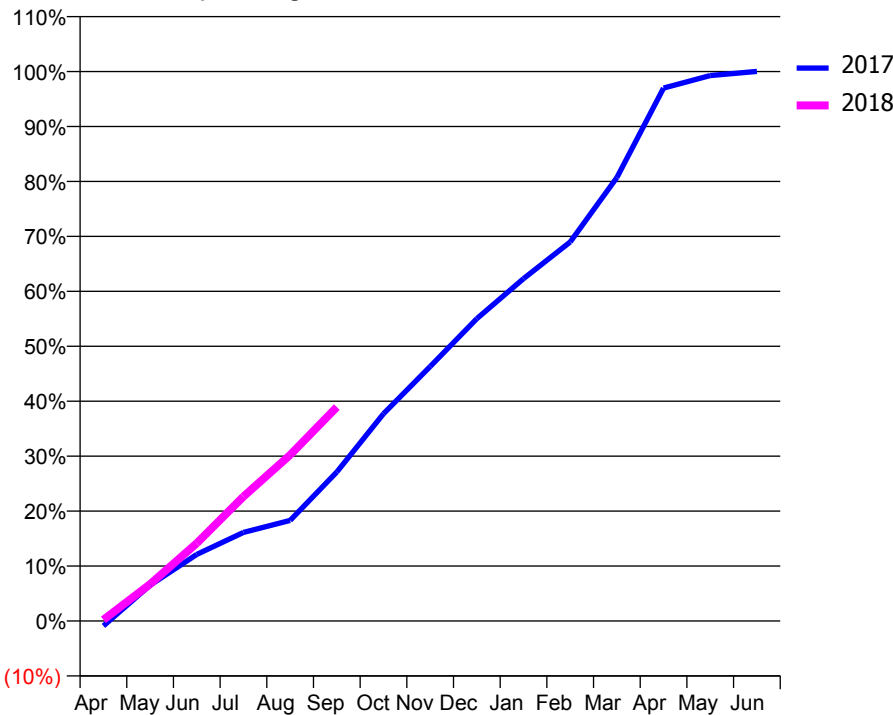
ACCESS*

Patients seen in 24 months	Total	Change since previous quarter
Quarter ending September 2016	1,633	
Quarter ending December 2016	1,643	→
Quarter ending March 2017	1,684	↑
Quarter ending June 2017	1,774	↑
Quarter ending September 2017	1,734	↓
Variance since September 2016	6.2%	↑



ACTIVITY

Cumulative percentage of contracted UDA delivered 2017 & 2018



Month	Adjusted Scheduled Activity (UDA)	
	2017	2018
April	-49	12
May	354	364
June	658	769
July	875	1,230
August	994	1,641
September	1,473	2,115
October	2,049	
November	2,516	
December	2,988	
January	3,383	
February	3,747	
March	4,383	
April	5,267	
May	5,390	
June	5,432	

QUALITY

	Quantity	Base Number	Contract	AT	Region	England
% of FP17s for the same patient ID Re-attending within 3 months - Children	14	226	6.2%	12.3%	12.8%	11.9%
% of FP17s for the same patient ID Re-attending within 3 months - Adults	149	904	16.5%	16.9%	16.5%	15.9%
% of FP17s for the same patient ID Re-attending between 3 & 9 months - Children	62	226	27.4%	57.6%	59.7%	58.1%
% of FP17s for the same patient ID Re-attending between 3 & 9 months - Adults	317	904	35.1%	50.8%	53.0%	50.6%
% of FP17s for Band 1 Urgent Courses	122	779	15.7%	10.4%	9.2%	9.1%
% of FP17s Relating to Free Repair or Replacements	2	779	0.3%	0.9%	1.0%	0.8%
% of FP17s Relating to Continuations	3	779	0.4%	1.1%	1.2%	1.1%
% of Patients satisfied with the dentistry they have received	1	1	N/A	91.1%	91.6%	91.4%
% of Patients satisfied with the time they had to wait for an appointment	0	1	N/A	87.5%	88.1%	87.7%

* This is based on patients treated on this contract for their most recent course of treatment. Figures in italics indicate the base number of FP17s or Patient Questionnaire responses are less than 100. N/A is shown where the base number of responses is less than 10 during the period. % is calculated as Quantity/Base number*100

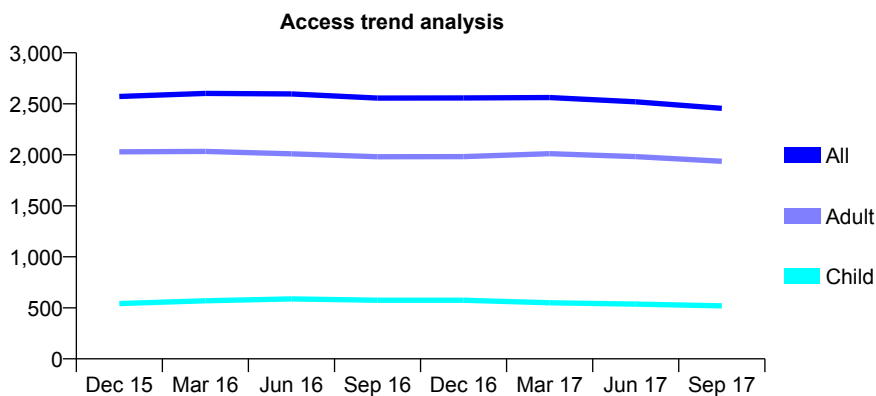
Q46 - Vital Signs At a Glance Contract Report for 253081/0001 - September 2017

Name or company name	MISS GM Zverblis
Contract type name	GDS Contract
Purpose of contract	General
Contract start date	01/04/2006
Contract end date	

17/18 Contracted general activity (UDA)	8,542
Carry forward general activity (UDA)	0
17/18 Contracted orthodontic activity (UOA)	0
Carry forward orthodontic activity (UOA)	0
Baseline contract value	£211,209.07

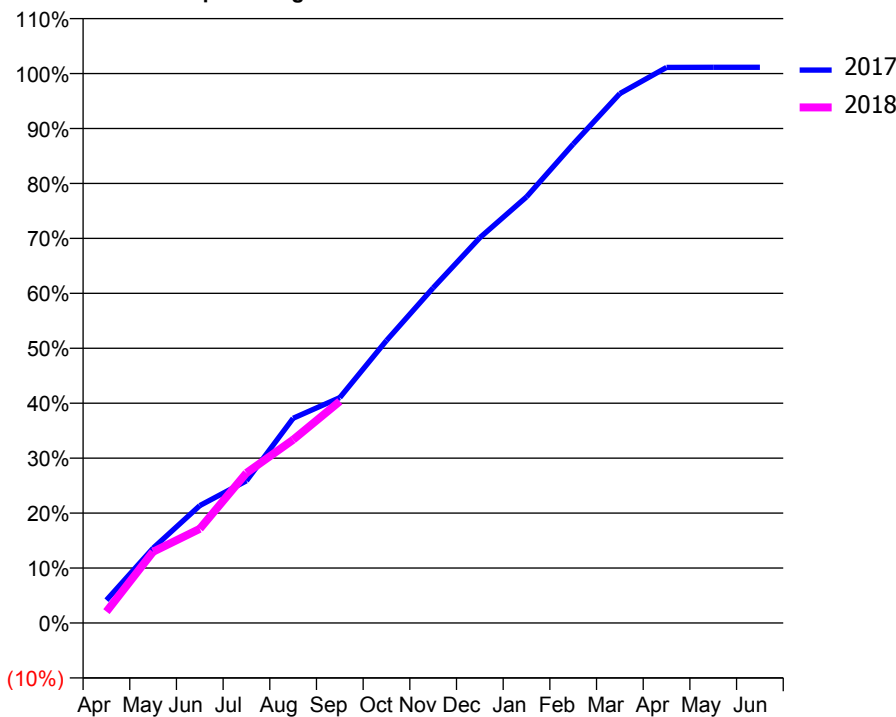
ACCESS*

Patients seen in 24 months	Total	Change since previous quarter
Quarter ending September 2016	2,556	
Quarter ending December 2016	2,557	→
Quarter ending March 2017	2,561	→
Quarter ending June 2017	2,519	↓
Quarter ending September 2017	2,456	↓
Variance since September 2016	(3.9%)	↓



ACTIVITY

Cumulative percentage of contracted UDA delivered 2017 & 2018



Adjusted Scheduled Activity (UDA)

Month	2017	2018
April	356	177
May	1,163	1,107
June	1,824	1,464
July	2,210	2,333
August	3,183	2,849
September	3,504	3,447
October	4,391	
November	5,210	
December	5,989	
January	6,623	
February	7,445	
March	8,229	
April	8,636	
May	8,638	
June	8,638	

QUALITY

	Quantity	Base Number	Contract	AT	Region	England
% of FP17s for the same patient ID Re-attending within 3 months - Children	20	364	5.5%	12.3%	12.8%	11.9%
% of FP17s for the same patient ID Re-attending within 3 months - Adults	310	1,558	19.9%	16.9%	16.5%	15.9%
% of FP17s for the same patient ID Re-attending between 3 & 9 months - Children	244	364	67.0%	57.6%	59.7%	58.1%
% of FP17s for the same patient ID Re-attending between 3 & 9 months - Adults	902	1,558	57.9%	50.8%	53.0%	50.6%
% of FP17s for Band 1 Urgent Courses	133	1,766	7.5%	10.4%	9.2%	9.1%
% of FP17s Relating to Free Repair or Replacements	24	1,766	1.4%	0.9%	1.0%	0.8%
% of FP17s Relating to Continuations	31	1,766	1.8%	1.1%	1.2%	1.1%
% of Patients satisfied with the dentistry they have received	4	4	N/A	91.1%	91.6%	91.4%
% of Patients satisfied with the time they had to wait for an appointment	4	4	N/A	87.5%	88.1%	87.7%

* This is based on patients treated on this contract for their most recent course of treatment. Figures in italics indicate the base number of FP17s or Patient Questionnaire responses are less than 100. N/A is shown where the base number of responses is less than 10 during the period. % is calculated as Quantity/Base number*100

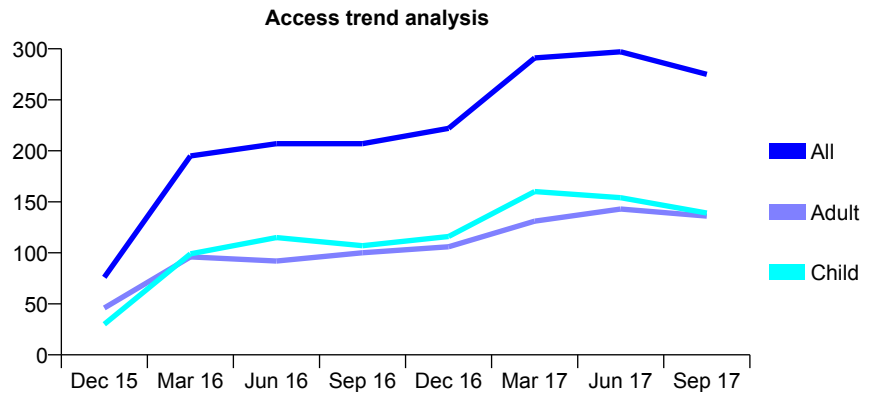
Q46 - Vital Signs At a Glance Contract Report for 253081/0003 - September 2017

Name or company name	MISS GM Zverblis
Contract type name	GDS Contract
Purpose of contract	General
Contract start date	14/09/2015
Contract end date	

17/18 Contracted general activity (UDA)	730
Carry forward general activity (UDA)	0
17/18 Contracted orthodontic activity (UOA)	0
Carry forward orthodontic activity (UOA)	0
Baseline contract value	£18,049.94

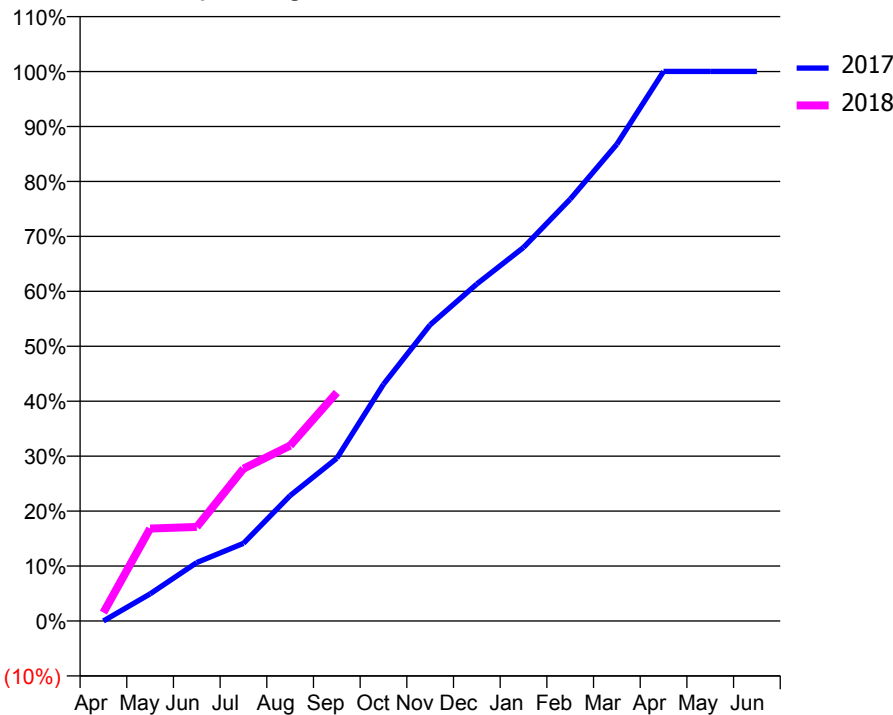
ACCESS*

Patients seen in 24 months	Total	Change since previous quarter
Quarter ending September 2016	207	
Quarter ending December 2016	222	↑
Quarter ending March 2017	291	↑
Quarter ending June 2017	297	↑
Quarter ending September 2017	275	↓
Variance since September 2016	32.9%	↑



ACTIVITY

Cumulative percentage of contracted UDA delivered 2017 & 2018



Month	Adjusted Scheduled Activity (UDA)	
	2017	2018
April	0	11
May	36	123
June	78	125
July	103	202
August	167	233
September	216	304
October	315	
November	394	
December	448	
January	496	
February	560	
March	633	
April	730	
May	730	
June	730	

QUALITY

	Quantity	Base Number	Contract	AT	Region	England
% of FP17s for the same patient ID Re-attending within 3 months - Children	4	119	3.4%	12.3%	12.8%	11.9%
% of FP17s for the same patient ID Re-attending within 3 months - Adults	10	110	9.1%	16.9%	16.5%	15.9%
% of FP17s for the same patient ID Re-attending between 3 & 9 months - Children	34	119	28.6%	57.6%	59.7%	58.1%
% of FP17s for the same patient ID Re-attending between 3 & 9 months - Adults	25	110	22.7%	50.8%	53.0%	50.6%
% of FP17s for Band 1 Urgent Courses	18	180	10.0%	10.4%	9.2%	9.1%
% of FP17s Relating to Free Repair or Replacements	0	180	0.0%	0.9%	1.0%	0.8%
% of FP17s Relating to Continuations	0	180	0.0%	1.1%	1.2%	1.1%
% of Patients satisfied with the dentistry they have received	0	0	N/A	91.1%	91.6%	91.4%
% of Patients satisfied with the time they had to wait for an appointment	0	0	N/A	87.5%	88.1%	87.7%

* This is based on patients treated on this contract for their most recent course of treatment. Figures in italics indicate the base number of FP17s or Patient Questionnaire responses are less than 100. N/A is shown where the base number of responses is less than 10 during the period. % is calculated as Quantity/Base number*100

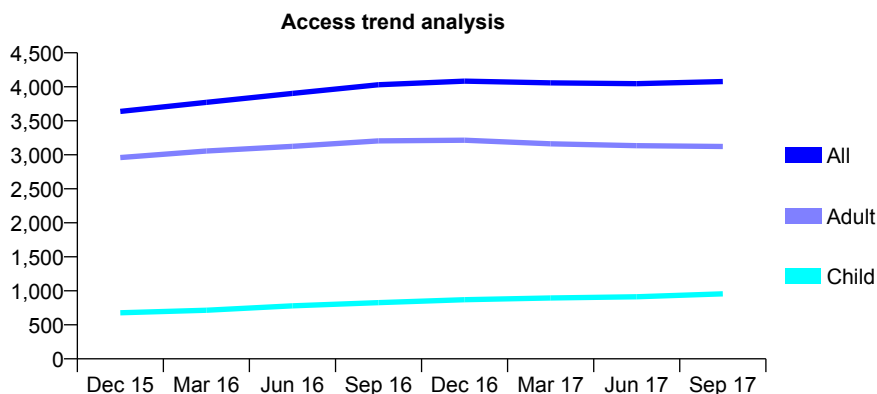
Q46 - Vital Signs At a Glance Contract Report for 258873/0001 - September 2017

Name or company name	MR VK AGGARWAL
Contract type name	GDS Contract
Purpose of contract	General
Contract start date	01/04/2012
Contract end date	

17/18 Contracted general activity (UDA)	13,233
Carry forward general activity (UDA)	0
17/18 Contracted orthodontic activity (UOA)	0
Carry forward orthodontic activity (UOA)	0
Baseline contract value	£327,198.52

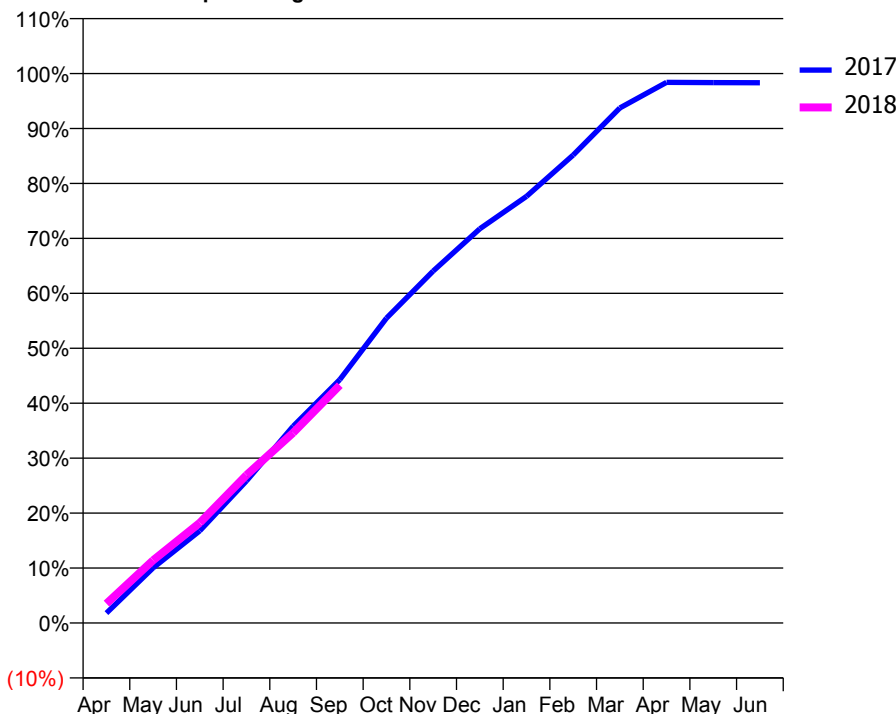
ACCESS*

Patients seen in 24 months	Total	Change since previous quarter
Quarter ending September 2016	4,031	
Quarter ending December 2016	4,084	→
Quarter ending March 2017	4,058	→
Quarter ending June 2017	4,046	→
Quarter ending September 2017	4,077	→
Variance since September 2016	1.1%	→



ACTIVITY

Cumulative percentage of contracted UDA delivered 2017 & 2018



Adjusted Scheduled Activity (UDA)

Month	2017	2018
April	238	467
May	1,329	1,512
June	2,220	2,414
July	3,421	3,564
August	4,737	4,582
September	5,862	5,726
October	7,343	
November	8,475	
December	9,495	
January	10,275	
February	11,270	
March	12,402	
April	13,019	
May	13,013	
June	13,010	

QUALITY

	Quantity	Base Number	Contract	AT	Region	England
% of FP17s for the same patient ID Re-attending within 3 months - Children	87	841	10.3%	12.3%	12.8%	11.9%
% of FP17s for the same patient ID Re-attending within 3 months - Adults	309	2,482	12.4%	16.9%	16.5%	15.9%
% of FP17s for the same patient ID Re-attending between 3 & 9 months - Children	524	841	62.3%	57.6%	59.7%	58.1%
% of FP17s for the same patient ID Re-attending between 3 & 9 months - Adults	1,730	2,482	69.7%	50.8%	53.0%	50.6%
% of FP17s for Band 1 Urgent Courses	195	3,038	6.4%	10.4%	9.2%	9.1%
% of FP17s Relating to Free Repair or Replacements	73	3,038	2.4%	0.9%	1.0%	0.8%
% of FP17s Relating to Continuations	26	3,038	0.9%	1.1%	1.2%	1.1%
% of Patients satisfied with the dentistry they have received	26	27	96.3%	91.1%	91.6%	91.4%
% of Patients satisfied with the time they had to wait for an appointment	26	27	96.3%	87.5%	88.1%	87.7%

* This is based on patients treated on this contract for their most recent course of treatment. Figures in italics indicate the base number of FP17s or Patient Questionnaire responses are less than 100. N/A is shown where the base number of responses is less than 10 during the period. % is calculated as Quantity/Base number*100

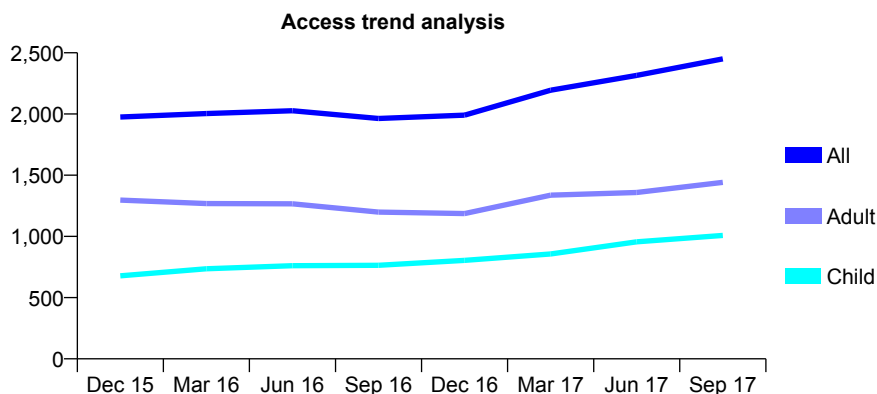
Q46 - Vital Signs At a Glance Contract Report for 261963/0001 - September 2017

Name or company name	MISS A AHMED
Contract type name	GDS Contract
Purpose of contract	General
Contract start date	01/04/2006
Contract end date	

17/18 Contracted general activity (UDA)	6,625
Carry forward general activity (UDA)	0
17/18 Contracted orthodontic activity (UOA)	0
Carry forward orthodontic activity (UOA)	0
Baseline contract value	£200,324.04

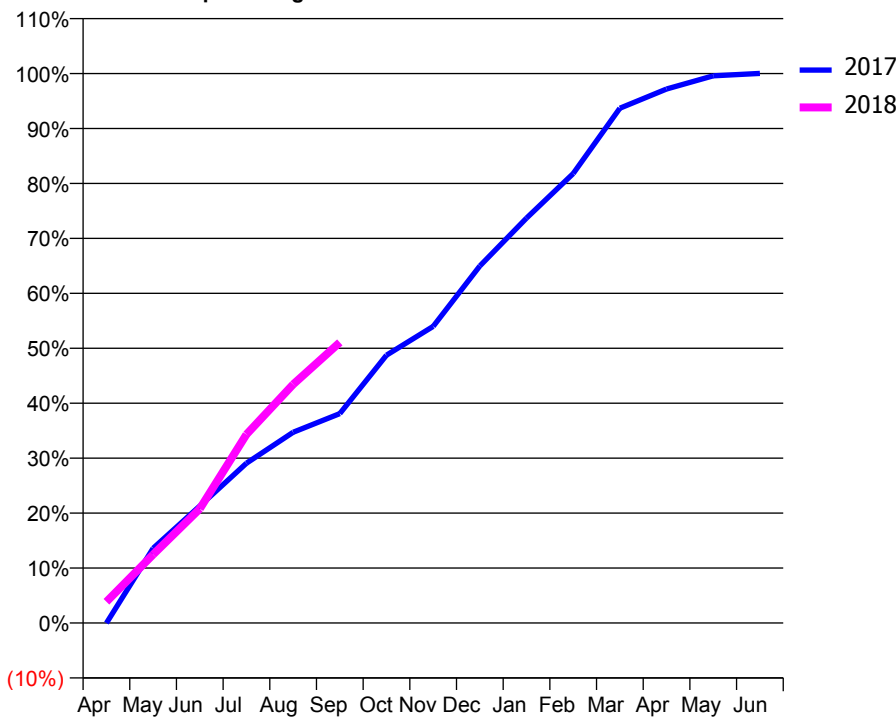
ACCESS*

Patients seen in 24 months	Total	Change since previous quarter
Quarter ending September 2016	1,963	
Quarter ending December 2016	1,991	→
Quarter ending March 2017	2,194	↑
Quarter ending June 2017	2,315	↑
Quarter ending September 2017	2,450	↑
Variance since September 2016	24.8%	↑



ACTIVITY

Cumulative percentage of contracted UDA delivered 2017 & 2018



Month	Adjusted Scheduled Activity (UDA)	
	2017	2018
April	-3	256
May	901	826
June	1,411	1,377
July	1,928	2,274
August	2,300	2,877
September	2,525	3,383
October	3,229	
November	3,577	
December	4,304	
January	4,881	
February	5,419	
March	6,207	
April	6,439	
May	6,598	
June	6,626	

QUALITY

	Quantity	Base Number	Contract	AT	Region	England
% of FP17s for the same patient ID Re-attending within 3 months - Children	109	835	13.1%	12.3%	12.8%	11.9%
% of FP17s for the same patient ID Re-attending within 3 months - Adults	156	1,041	15.0%	16.9%	16.5%	15.9%
% of FP17s for the same patient ID Re-attending between 3 & 9 months - Children	459	835	55.0%	57.6%	59.7%	58.1%
% of FP17s for the same patient ID Re-attending between 3 & 9 months - Adults	572	1,041	54.9%	50.8%	53.0%	50.6%
% of FP17s for Band 1 Urgent Courses	112	1,696	6.6%	10.4%	9.2%	9.1%
% of FP17s Relating to Free Repair or Replacements	3	1,696	0.2%	0.9%	1.0%	0.8%
% of FP17s Relating to Continuations	4	1,696	0.2%	1.1%	1.2%	1.1%
% of Patients satisfied with the dentistry they have received	2	2	N/A	91.1%	91.6%	91.4%
% of Patients satisfied with the time they had to wait for an appointment	1	2	N/A	87.5%	88.1%	87.7%

* This is based on patients treated on this contract for their most recent course of treatment. Figures in italics indicate the base number of FP17s or Patient Questionnaire responses are less than 100. N/A is shown where the base number of responses is less than 10 during the period. % is calculated as Quantity/Base number*100

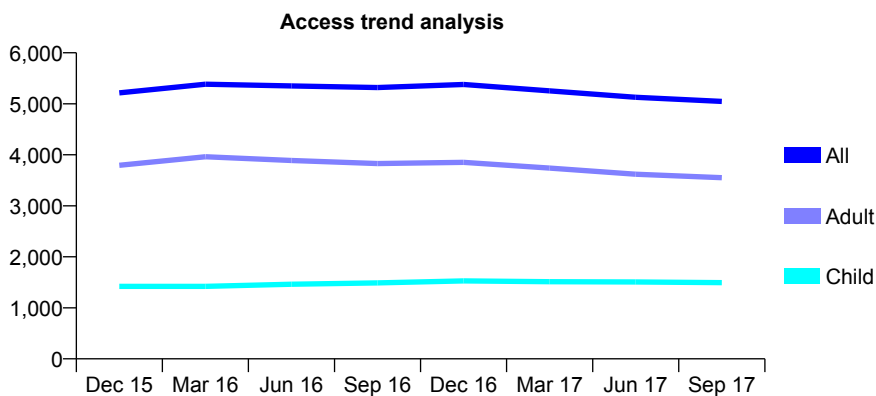
Q46 - Vital Signs At a Glance Contract Report for 295183/0001 - September 2017

Name or company name	MR CC LIU
Contract type name	GDS Contract
Purpose of contract	General
Contract start date	01/03/2014
Contract end date	

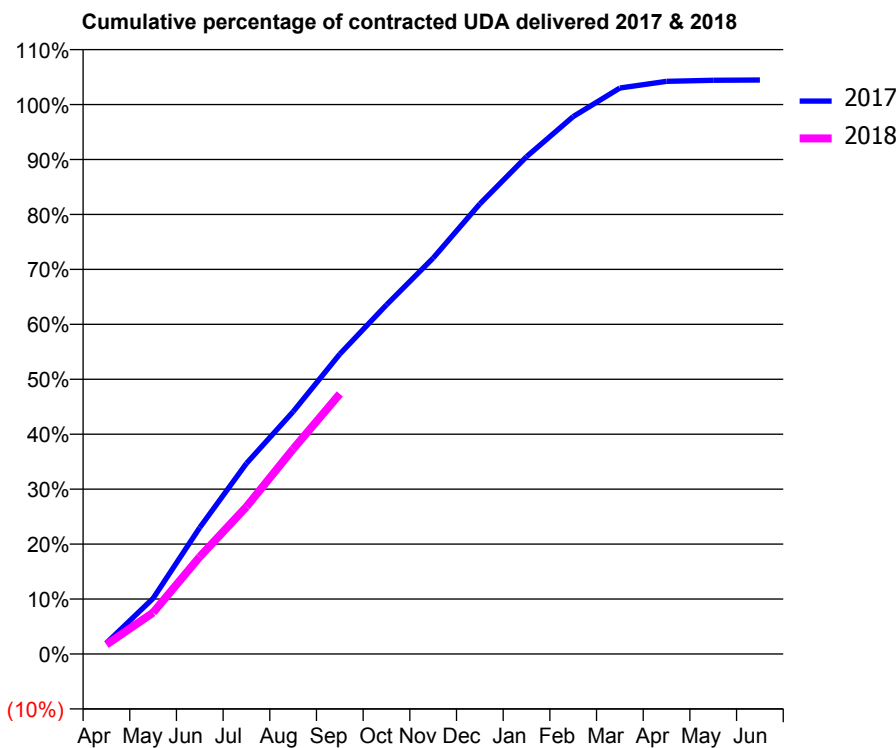
17/18 Contracted general activity (UDA)	15,034
Carry forward general activity (UDA)	0
17/18 Contracted orthodontic activity (UOA)	0
Carry forward orthodontic activity (UOA)	0
Baseline contract value	£436,663.49

ACCESS*

Patients seen in 24 months	Total	Change since previous quarter
Quarter ending September 2016	5,319	
Quarter ending December 2016	5,379	→
Quarter ending March 2017	5,253	↓
Quarter ending June 2017	5,128	↓
Quarter ending September 2017	5,047	↓
Variance since September 2016	(5.1%)	↓



ACTIVITY



Month	Adjusted Scheduled Activity (UDA)	
	2017	2018
April	301	256
May	1,521	1,134
June	3,462	2,661
July	5,215	4,029
August	6,632	5,611
September	8,205	7,114
October	9,554	
November	10,834	
December	12,314	
January	13,605	
February	14,705	
March	15,487	
April	15,669	
May	15,698	
June	15,704	

QUALITY

	Quantity	Base Number	Contract	AT	Region	England
% of FP17s for the same patient ID Re-attending within 3 months - Children	58	883	6.6%	12.3%	12.8%	11.9%
% of FP17s for the same patient ID Re-attending within 3 months - Adults	263	1,935	13.6%	16.9%	16.5%	15.9%
% of FP17s for the same patient ID Re-attending between 3 & 9 months - Children	348	883	39.4%	57.6%	59.7%	58.1%
% of FP17s for the same patient ID Re-attending between 3 & 9 months - Adults	702	1,935	36.3%	50.8%	53.0%	50.6%
% of FP17s for Band 1 Urgent Courses	356	2,740	13.0%	10.4%	9.2%	9.1%
% of FP17s Relating to Free Repair or Replacements	0	2,740	0.0%	0.9%	1.0%	0.8%
% of FP17s Relating to Continuations	0	2,740	0.0%	1.1%	1.2%	1.1%
% of Patients satisfied with the dentistry they have received	5	6	N/A	91.1%	91.6%	91.4%
% of Patients satisfied with the time they had to wait for an appointment	6	6	N/A	87.5%	88.1%	87.7%

* This is based on patients treated on this contract for their most recent course of treatment. Figures in italics indicate the base number of FP17s or Patient Questionnaire responses are less than 100. N/A is shown where the base number of responses is less than 10 during the period. % is calculated as Quantity/Base number*100

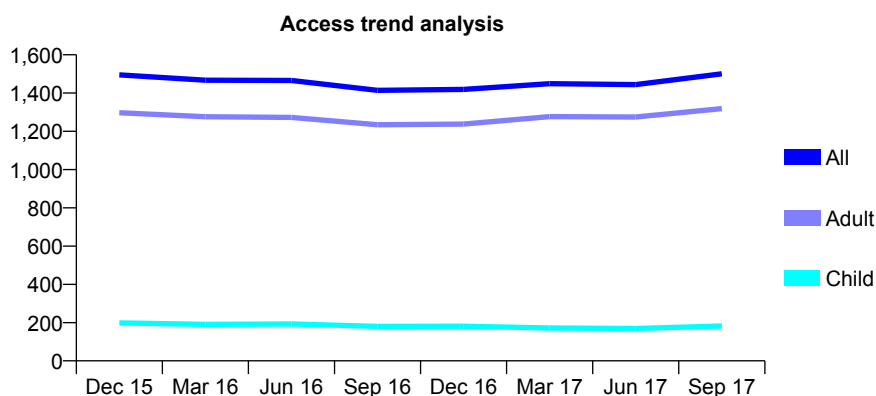
Q46 - Vital Signs At a Glance Contract Report for 305294/0001 - September 2017

Name or company name	MR DC MOSS
Contract type name	GDS Contract
Purpose of contract	General
Contract start date	01/04/2006
Contract end date	

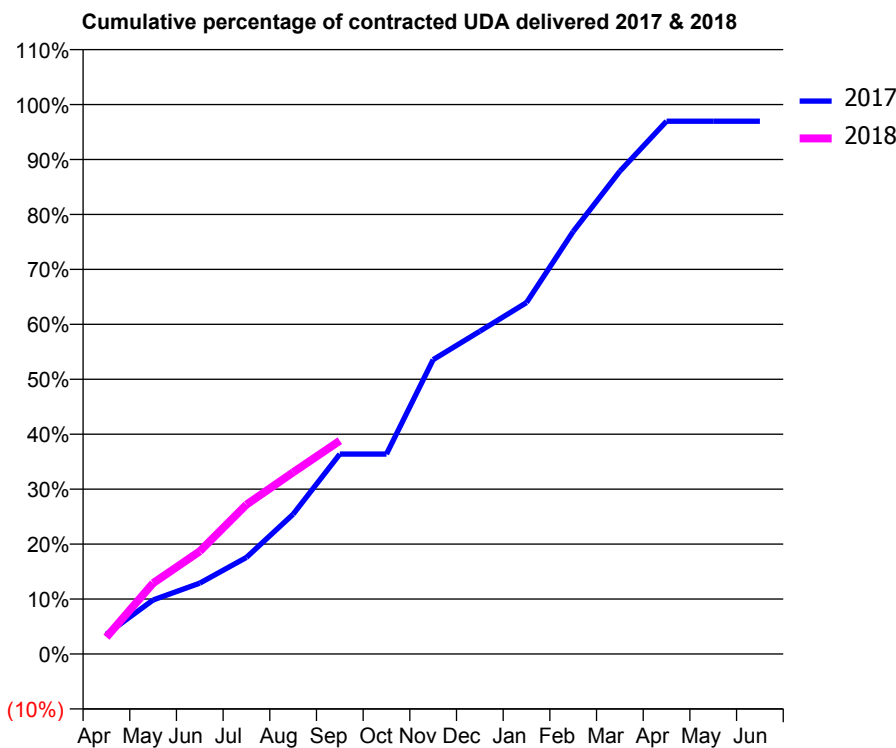
17/18 Contracted general activity (UDA)	6,720
Carry forward general activity (UDA)	0
17/18 Contracted orthodontic activity (UOA)	0
Carry forward orthodontic activity (UOA)	0
Baseline contract value	£185,067.54

ACCESS*

Patients seen in 24 months	Total	Change since previous quarter
Quarter ending September 2016	1,414	
Quarter ending December 2016	1,419	→
Quarter ending March 2017	1,449	↑
Quarter ending June 2017	1,444	→
Quarter ending September 2017	1,501	↑
Variance since September 2016	6.2%	↑



ACTIVITY



Month	Adjusted Scheduled Activity (UDA)	
	2017	2018
April	242	206
May	661	867
June	866	1,256
July	1,181	1,828
August	1,710	2,222
September	2,446	2,609
October	2,446	
November	3,600	
December	3,948	
January	4,298	
February	5,167	
March	5,904	
April	6,515	
May	6,515	
June	6,515	

QUALITY

	Quantity	Base Number	Contract	AT	Region	England
% of FP17s for the same patient ID Re-attending within 3 months - Children	3	128	2.3%	12.3%	12.8%	11.9%
% of FP17s for the same patient ID Re-attending within 3 months - Adults	68	749	9.1%	16.9%	16.5%	15.9%
% of FP17s for the same patient ID Re-attending between 3 & 9 months - Children	63	128	49.2%	57.6%	59.7%	58.1%
% of FP17s for the same patient ID Re-attending between 3 & 9 months - Adults	331	749	44.2%	50.8%	53.0%	50.6%
% of FP17s for Band 1 Urgent Courses	0	777	0.0%	10.4%	9.2%	9.1%
% of FP17s Relating to Free Repair or Replacements	4	777	0.5%	0.9%	1.0%	0.8%
% of FP17s Relating to Continuations	22	777	2.8%	1.1%	1.2%	1.1%
% of Patients satisfied with the dentistry they have received	0	0	N/A	91.1%	91.6%	91.4%
% of Patients satisfied with the time they had to wait for an appointment	0	0	N/A	87.5%	88.1%	87.7%

* This is based on patients treated on this contract for their most recent course of treatment. Figures in italics indicate the base number of FP17s or Patient Questionnaire responses are less than 100. N/A is shown where the base number of responses is less than 10 during the period. % is calculated as Quantity/Base number*100

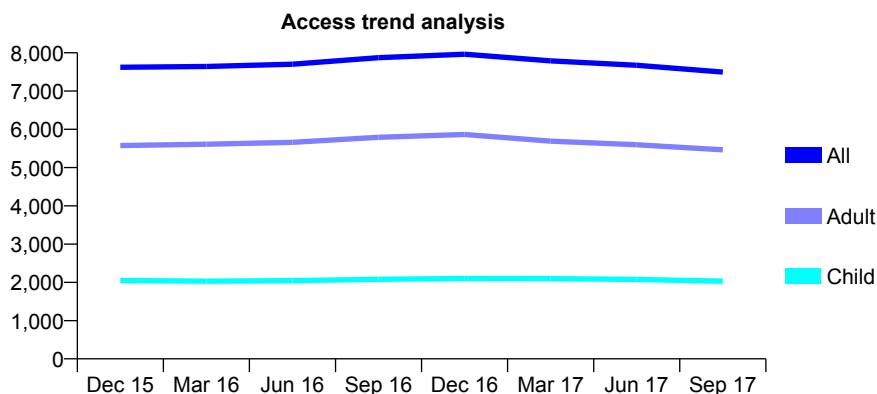
Q46 - Vital Signs At a Glance Contract Report for 309788/0001 - September 2017

Name or company name	Crown Dental Practice Partnership
Contract type name	GDS Contract
Purpose of contract	General
Contract start date	01/04/2006
Contract end date	

17/18 Contracted general activity (UDA)	22,972
Carry forward general activity (UDA)	0
17/18 Contracted orthodontic activity (UOA)	0
Carry forward orthodontic activity (UOA)	0
Baseline contract value	£773,269.68

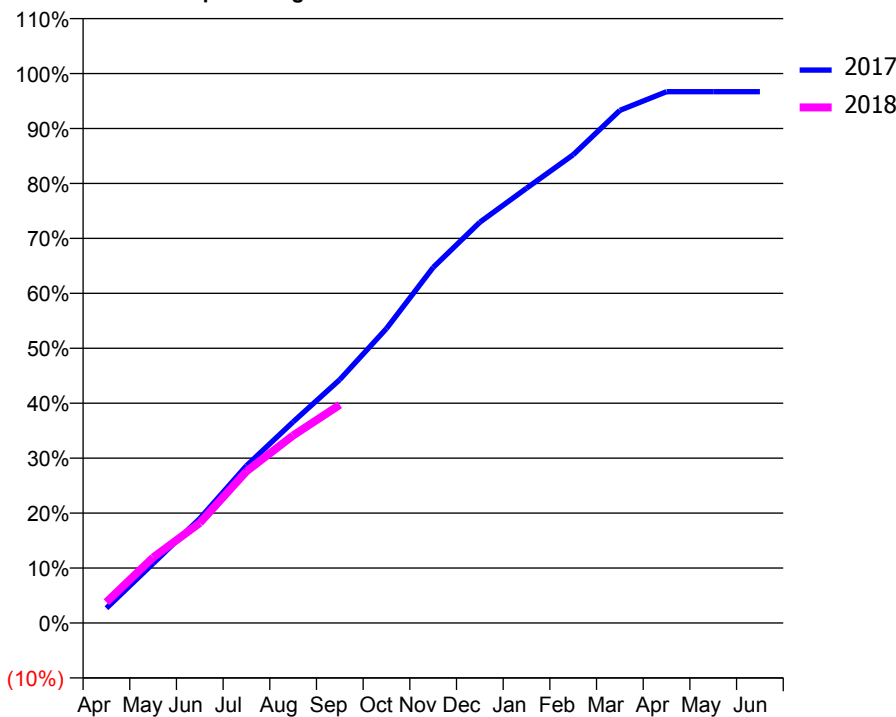
ACCESS*

Patients seen in 24 months	Total	Change since previous quarter
Quarter ending September 2016	7,872	
Quarter ending December 2016	7,965	→
Quarter ending March 2017	7,788	↓
Quarter ending June 2017	7,673	↓
Quarter ending September 2017	7,495	↓
Variance since September 2016	(4.8%)	↓



ACTIVITY

Cumulative percentage of contracted UDA delivered 2017 & 2018



Adjusted Scheduled Activity (UDA)

Month	2017	2018
April	620	870
May	2,489	2,741
June	4,366	4,181
July	6,577	6,342
August	8,409	7,841
September	10,178	9,121
October	12,312	
November	14,865	
December	16,752	
January	18,178	
February	19,574	
March	21,432	
April	22,211	
May	22,213	
June	22,213	

QUALITY

	Quantity	Base Number	Contract	AT	Region	England
% of FP17s for the same patient ID Re-attending within 3 months - Children	87	1,252	6.9%	12.3%	12.8%	11.9%
% of FP17s for the same patient ID Re-attending within 3 months - Adults	519	3,255	15.9%	16.9%	16.5%	15.9%
% of FP17s for the same patient ID Re-attending between 3 & 9 months - Children	640	1,252	51.1%	57.6%	59.7%	58.1%
% of FP17s for the same patient ID Re-attending between 3 & 9 months - Adults	1,479	3,255	45.4%	50.8%	53.0%	50.6%
% of FP17s for Band 1 Urgent Courses	662	4,208	15.7%	10.4%	9.2%	9.1%
% of FP17s Relating to Free Repair or Replacements	41	4,208	1.0%	0.9%	1.0%	0.8%
% of FP17s Relating to Continuations	63	4,208	1.5%	1.1%	1.2%	1.1%
% of Patients satisfied with the dentistry they have received	4	4	N/A	91.1%	91.6%	91.4%
% of Patients satisfied with the time they had to wait for an appointment	4	4	N/A	87.5%	88.1%	87.7%

* This is based on patients treated on this contract for their most recent course of treatment. Figures in italics indicate the base number of FP17s or Patient Questionnaire responses are less than 100. N/A is shown where the base number of responses is less than 10 during the period. % is calculated as Quantity/Base number*100

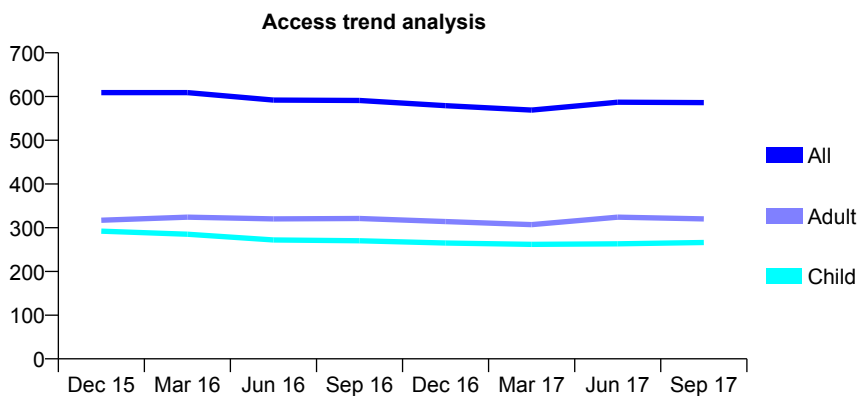
Q46 - Vital Signs At a Glance Contract Report for 319546/0001 - September 2017

Name or company name	MR PA HIND
Contract type name	GDS Contract
Purpose of contract	General and Orthodontic
Contract start date	01/04/2006
Contract end date	

17/18 Contracted general activity (UDA)	2,260
Carry forward general activity (UDA)	0
17/18 Contracted orthodontic activity (UOA)	294
Carry forward orthodontic activity (UOA)	0
Baseline contract value	£70,916.75

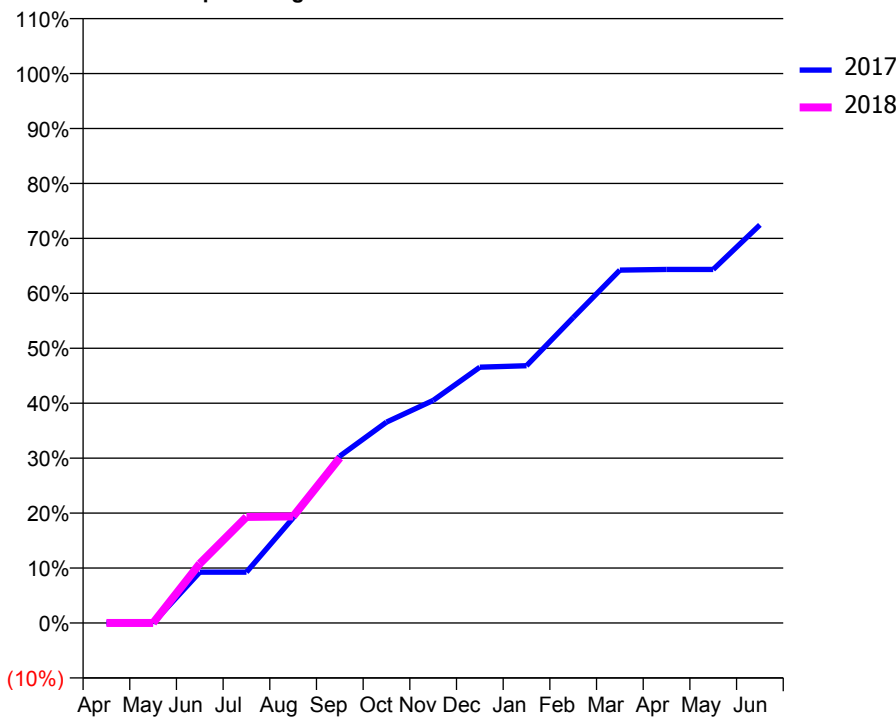
ACCESS*

Patients seen in 24 months	Total	Change since previous quarter
Quarter ending September 2016	591	
Quarter ending December 2016	579	↓
Quarter ending March 2017	569	↓
Quarter ending June 2017	587	↑
Quarter ending September 2017	586	→
Variance since September 2016	(0.8%)	→



ACTIVITY

Cumulative percentage of contracted UDA delivered 2017 & 2018



Adjusted Scheduled Activity (UDA)

Month	2017	2018
April	0	0
May	0	0
June	209	244
July	209	436
August	432	438
September	686	679
October	826	
November	915	
December	1,052	
January	1,058	
February	1,256	
March	1,451	
April	1,454	
May	1,454	
June	1,637	

QUALITY

	Quantity	Base Number	Contract	AT	Region	England
% of FP17s for the same patient ID Re-attending within 3 months - Children	35	231	15.2%	12.3%	12.8%	11.9%
% of FP17s for the same patient ID Re-attending within 3 months - Adults	26	202	12.9%	16.9%	16.5%	15.9%
% of FP17s for the same patient ID Re-attending between 3 & 9 months - Children	127	231	55.0%	57.6%	59.7%	58.1%
% of FP17s for the same patient ID Re-attending between 3 & 9 months - Adults	104	202	51.5%	50.8%	53.0%	50.6%
% of FP17s for Band 1 Urgent Courses	2	341	0.6%	10.4%	9.2%	9.1%
% of FP17s Relating to Free Repair or Replacements	0	341	0.0%	0.9%	1.0%	0.8%
% of FP17s Relating to Continuations	0	341	0.0%	1.1%	1.2%	1.1%
% of Patients satisfied with the dentistry they have received	1	1	N/A	91.1%	91.6%	91.4%
% of Patients satisfied with the time they had to wait for an appointment	1	1	N/A	87.5%	88.1%	87.7%

* This is based on patients treated on this contract for their most recent course of treatment. Figures in italics indicate the base number of FP17s or Patient Questionnaire responses are less than 100. N/A is shown where the base number of responses is less than 10 during the period. % is calculated as Quantity/Base number*100

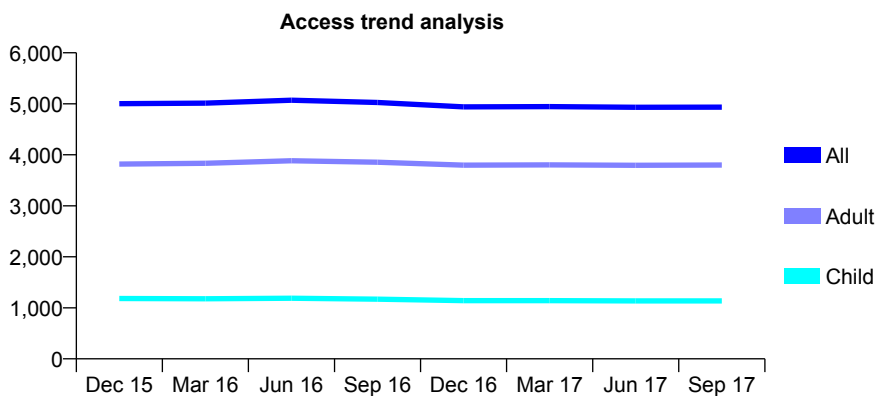
Q46 - Vital Signs At a Glance Contract Report for 321508/0001 - September 2017

Name or company name	MR M MILNE
Contract type name	GDS Contract
Purpose of contract	General
Contract start date	01/04/2006
Contract end date	

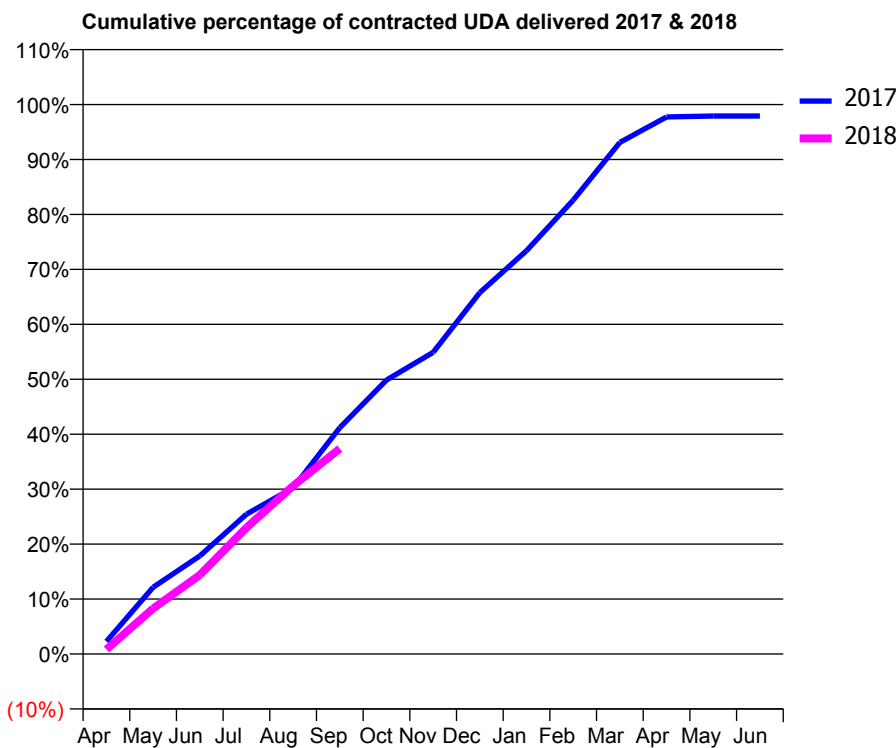
17/18 Contracted general activity (UDA)	15,470
Carry forward general activity (UDA)	0
17/18 Contracted orthodontic activity (UOA)	0
Carry forward orthodontic activity (UOA)	0
Baseline contract value	£539,885.23

ACCESS*

Patients seen in 24 months	Total	Change since previous quarter
Quarter ending September 2016	5,026	
Quarter ending December 2016	4,939	↓
Quarter ending March 2017	4,945	→
Quarter ending June 2017	4,931	→
Quarter ending September 2017	4,935	→
Variance since September 2016	(1.8%)	↓



ACTIVITY



Month	Adjusted Scheduled Activity (UDA)	
	2017	2018
April	354	128
May	1,879	1,281
June	2,760	2,223
July	3,937	3,559
August	4,679	4,736
September	6,372	5,782
October	7,712	
November	8,494	
December	10,175	
January	11,355	
February	12,776	
March	14,404	
April	15,119	
May	15,145	
June	15,145	

QUALITY

	Quantity	Base Number	Contract	AT	Region	England
% of FP17s for the same patient ID Re-attending within 3 months - Children	81	708	11.4%	12.3%	12.8%	11.9%
% of FP17s for the same patient ID Re-attending within 3 months - Adults	612	2,657	23.0%	16.9%	16.5%	15.9%
% of FP17s for the same patient ID Re-attending between 3 & 9 months - Children	299	708	42.2%	57.6%	59.7%	58.1%
% of FP17s for the same patient ID Re-attending between 3 & 9 months - Adults	1,182	2,657	44.5%	50.8%	53.0%	50.6%
% of FP17s for Band 1 Urgent Courses	369	3,034	12.2%	10.4%	9.2%	9.1%
% of FP17s Relating to Free Repair or Replacements	32	3,034	1.1%	0.9%	1.0%	0.8%
% of FP17s Relating to Continuations	61	3,034	2.0%	1.1%	1.2%	1.1%
% of Patients satisfied with the dentistry they have received	5	5	N/A	91.1%	91.6%	91.4%
% of Patients satisfied with the time they had to wait for an appointment	3	5	N/A	87.5%	88.1%	87.7%

* This is based on patients treated on this contract for their most recent course of treatment. Figures in italics indicate the base number of FP17s or Patient Questionnaire responses are less than 100. N/A is shown where the base number of responses is less than 10 during the period. % is calculated as Quantity/Base number*100

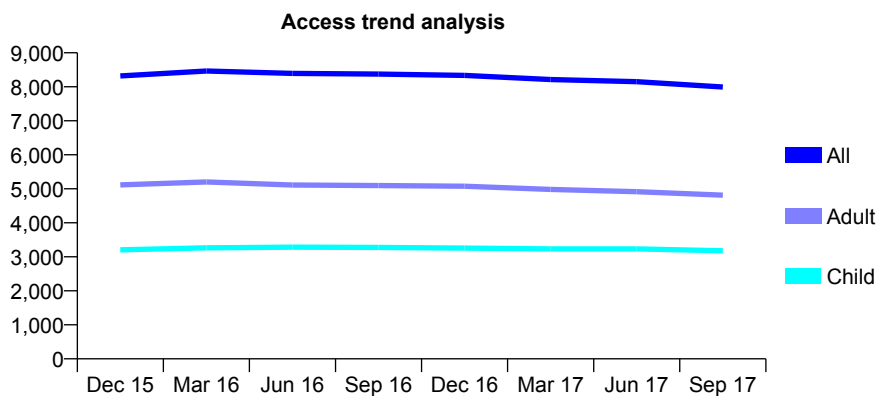
Q46 - Vital Signs At a Glance Contract Report for 322946/0001 - September 2017

Name or company name	MR MA SOMERVILLE
Contract type name	GDS Contract
Purpose of contract	General
Contract start date	01/04/2006
Contract end date	

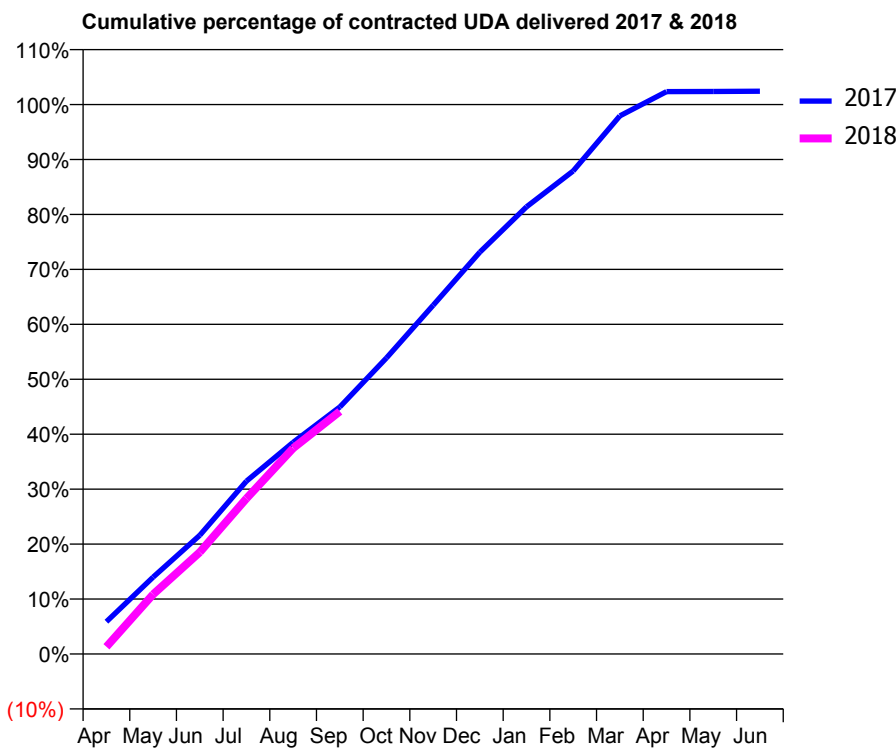
17/18 Contracted general activity (UDA)	22,740
Carry forward general activity (UDA)	0
17/18 Contracted orthodontic activity (UOA)	0
Carry forward orthodontic activity (UOA)	0
Baseline contract value	£686,420.84

ACCESS*

Patients seen in 24 months	Total	Change since previous quarter
Quarter ending September 2016	8,374	
Quarter ending December 2016	8,335	→
Quarter ending March 2017	8,214	↓
Quarter ending June 2017	8,150	→
Quarter ending September 2017	7,994	↓
Variance since September 2016	(4.5%)	↓



ACTIVITY



Adjusted Scheduled Activity (UDA)		
Month	2017	2018
April	1,339	302
May	3,179	2,468
June	4,915	4,215
July	7,154	6,435
August	8,758	8,516
September	10,222	10,039
October	12,252	
November	14,431	
December	16,631	
January	18,503	
February	19,989	
March	22,271	
April	23,274	
May	23,279	
June	23,289	

QUALITY

	Quantity	Base Number	Contract	AT	Region	England
% of FP17s for the same patient ID Re-attending within 3 months - Children	264	2,267	11.6%	12.3%	12.8%	11.9%
% of FP17s for the same patient ID Re-attending within 3 months - Adults	805	3,324	24.2%	16.9%	16.5%	15.9%
% of FP17s for the same patient ID Re-attending between 3 & 9 months - Children	1,173	2,267	51.7%	57.6%	59.7%	58.1%
% of FP17s for the same patient ID Re-attending between 3 & 9 months - Adults	1,473	3,324	44.3%	50.8%	53.0%	50.6%
% of FP17s for Band 1 Urgent Courses	632	4,595	13.8%	10.4%	9.2%	9.1%
% of FP17s Relating to Free Repair or Replacements	24	4,595	0.5%	0.9%	1.0%	0.8%
% of FP17s Relating to Continuations	22	4,595	0.5%	1.1%	1.2%	1.1%
% of Patients satisfied with the dentistry they have received	7	9	N/A	91.1%	91.6%	91.4%
% of Patients satisfied with the time they had to wait for an appointment	2	9	N/A	87.5%	88.1%	87.7%

* This is based on patients treated on this contract for their most recent course of treatment. Figures in italics indicate the base number of FP17s or Patient Questionnaire responses are less than 100. N/A is shown where the base number of responses is less than 10 during the period. % is calculated as Quantity/Base number*100

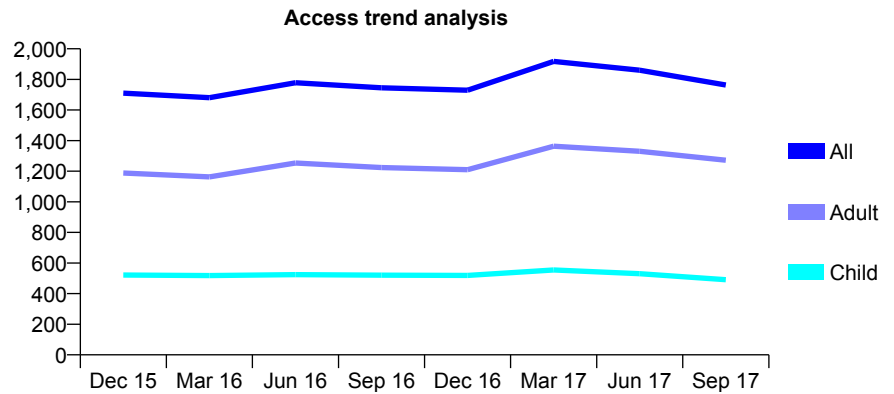
Q46 - Vital Signs At a Glance Contract Report for 323756/0001 - September 2017

Name or company name	Mr M Mahmood
Contract type name	GDS Contract
Purpose of contract	General
Contract start date	01/04/2006
Contract end date	

17/18 Contracted general activity (UDA)	4,610
Carry forward general activity (UDA)	0
17/18 Contracted orthodontic activity (UOA)	0
Carry forward orthodontic activity (UOA)	0
Baseline contract value	£114,545.65

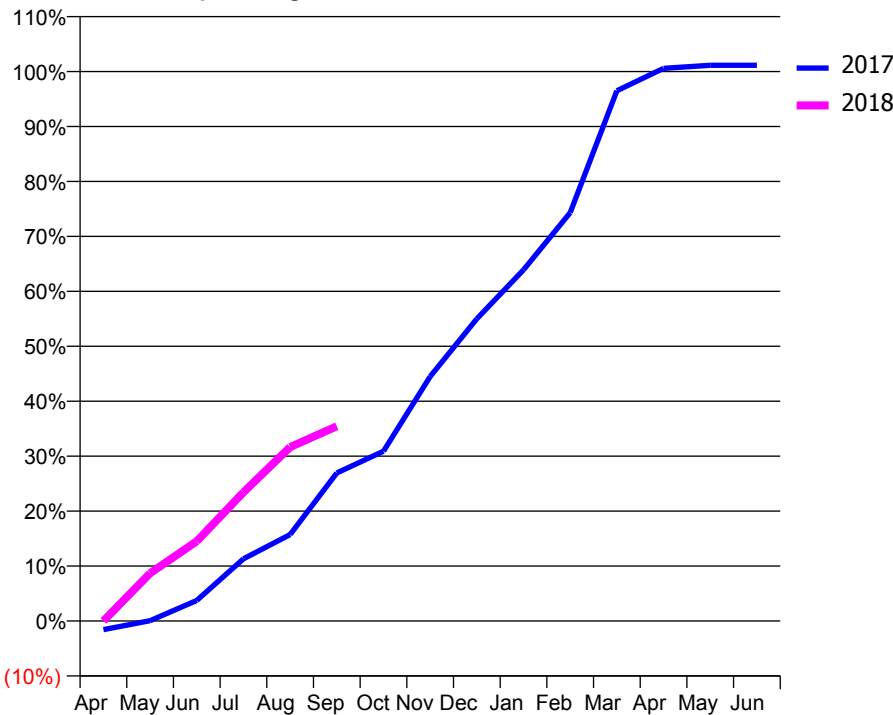
ACCESS*

Patients seen in 24 months	Total	Change since previous quarter
Quarter ending September 2016	1,745	
Quarter ending December 2016	1,729	→
Quarter ending March 2017	1,918	↑
Quarter ending June 2017	1,860	↓
Quarter ending September 2017	1,763	↓
Variance since September 2016	1.0%	→



ACTIVITY

Cumulative percentage of contracted UDA delivered 2017 & 2018



Month	Adjusted Scheduled Activity (UDA)	
	2017	2018
April	-74	0
May	2	402
June	172	670
July	522	1,080
August	725	1,459
September	1,243	1,634
October	1,424	
November	2,051	
December	2,536	
January	2,947	
February	3,426	
March	4,448	
April	4,636	
May	4,662	
June	4,662	

QUALITY

	Quantity	Base Number	Contract	AT	Region	England
% of FP17s for the same patient ID Re-attending within 3 months - Children	15	224	6.7%	12.3%	12.8%	11.9%
% of FP17s for the same patient ID Re-attending within 3 months - Adults	142	703	20.2%	16.9%	16.5%	15.9%
% of FP17s for the same patient ID Re-attending between 3 & 9 months - Children	118	224	52.7%	57.6%	59.7%	58.1%
% of FP17s for the same patient ID Re-attending between 3 & 9 months - Adults	272	703	38.7%	50.8%	53.0%	50.6%
% of FP17s for Band 1 Urgent Courses	185	836	22.1%	10.4%	9.2%	9.1%
% of FP17s Relating to Free Repair or Replacements	5	836	0.6%	0.9%	1.0%	0.8%
% of FP17s Relating to Continuations	3	836	0.4%	1.1%	1.2%	1.1%
% of Patients satisfied with the dentistry they have received	2	2	N/A	91.1%	91.6%	91.4%
% of Patients satisfied with the time they had to wait for an appointment	2	2	N/A	87.5%	88.1%	87.7%

* This is based on patients treated on this contract for their most recent course of treatment. Figures in italics indicate the base number of FP17s or Patient Questionnaire responses are less than 100. N/A is shown where the base number of responses is less than 10 during the period. % is calculated as Quantity/Base number*100

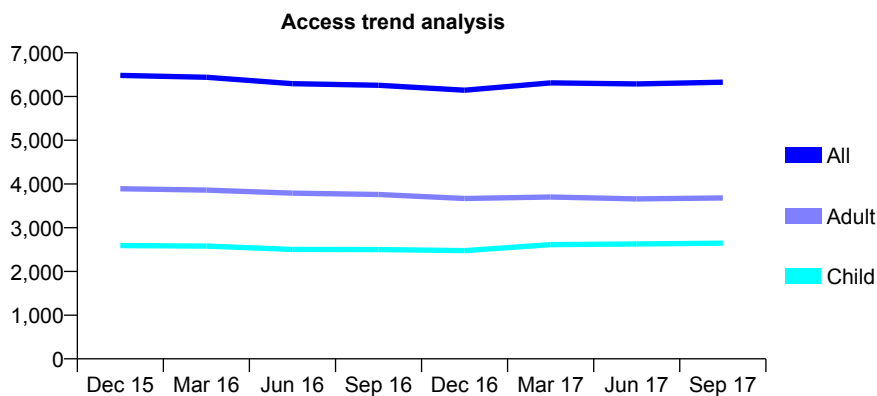
Q46 - Vital Signs At a Glance Contract Report for 323772/0001 - September 2017

Name or company name	MRS S KAYANI
Contract type name	GDS Contract
Purpose of contract	General
Contract start date	01/04/2006
Contract end date	

17/18 Contracted general activity (UDA)	25,832
Carry forward general activity (UDA)	0
17/18 Contracted orthodontic activity (UOA)	0
Carry forward orthodontic activity (UOA)	0
Baseline contract value	£643,106.06

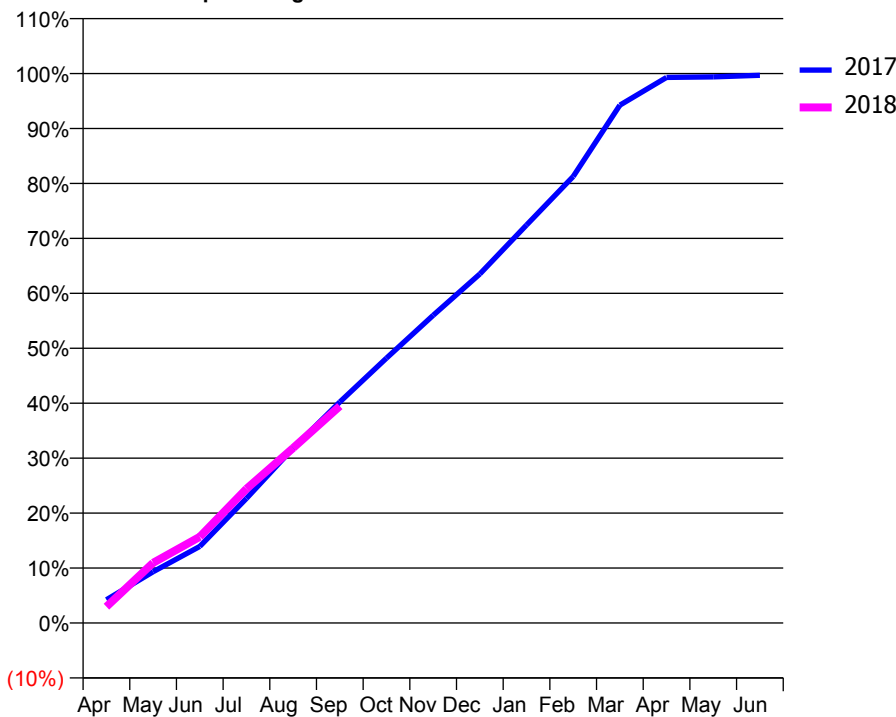
ACCESS*

Patients seen in 24 months	Total	Change since previous quarter
Quarter ending September 2016	6,258	
Quarter ending December 2016	6,144	↓
Quarter ending March 2017	6,311	↑
Quarter ending June 2017	6,288	→
Quarter ending September 2017	6,326	→
Variance since September 2016	1.1%	→



ACTIVITY

Cumulative percentage of contracted UDA delivered 2017 & 2018



Month	Adjusted Scheduled Activity (UDA)	
	2017	2018
April	1,097	767
May	2,413	2,833
June	3,603	4,053
July	5,860	6,310
August	8,222	8,226
September	10,388	10,195
October	12,450	
November	14,462	
December	16,407	
January	18,710	
February	20,988	
March	24,346	
April	25,647	
May	25,673	
June	25,750	

QUALITY

	Quantity	Base Number	Contract	AT	Region	England
% of FP17s for the same patient ID Re-attending within 3 months - Children	410	2,226	18.4%	12.3%	12.8%	11.9%
% of FP17s for the same patient ID Re-attending within 3 months - Adults	729	2,706	26.9%	16.9%	16.5%	15.9%
% of FP17s for the same patient ID Re-attending between 3 & 9 months - Children	1,269	2,226	57.0%	57.6%	59.7%	58.1%
% of FP17s for the same patient ID Re-attending between 3 & 9 months - Adults	1,198	2,706	44.3%	50.8%	53.0%	50.6%
% of FP17s for Band 1 Urgent Courses	535	4,412	12.1%	10.4%	9.2%	9.1%
% of FP17s Relating to Free Repair or Replacements	30	4,412	0.7%	0.9%	1.0%	0.8%
% of FP17s Relating to Continuations	18	4,412	0.4%	1.1%	1.2%	1.1%
% of Patients satisfied with the dentistry they have received	6	7	N/A	91.1%	91.6%	91.4%
% of Patients satisfied with the time they had to wait for an appointment	6	7	N/A	87.5%	88.1%	87.7%

* This is based on patients treated on this contract for their most recent course of treatment. Figures in italics indicate the base number of FP17s or Patient Questionnaire responses are less than 100. N/A is shown where the base number of responses is less than 10 during the period. % is calculated as Quantity/Base number*100

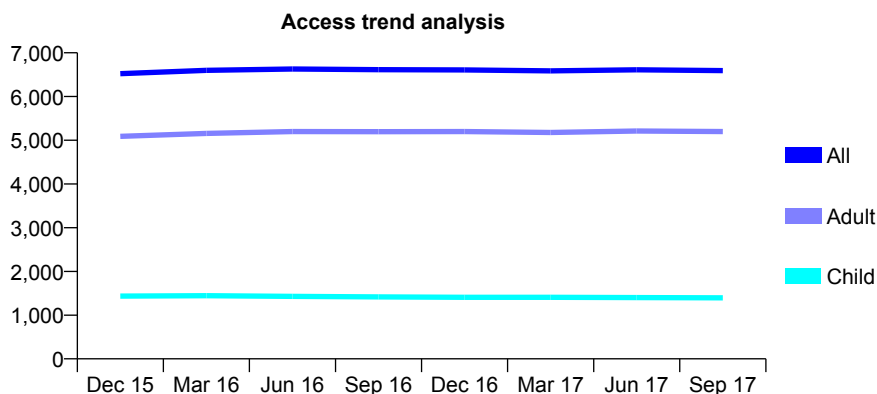
Q46 - Vital Signs At a Glance Contract Report for 324264/0001 - September 2017

Name or company name	MR MD RUSSELL
Contract type name	GDS Contract
Purpose of contract	General
Contract start date	01/04/2006
Contract end date	

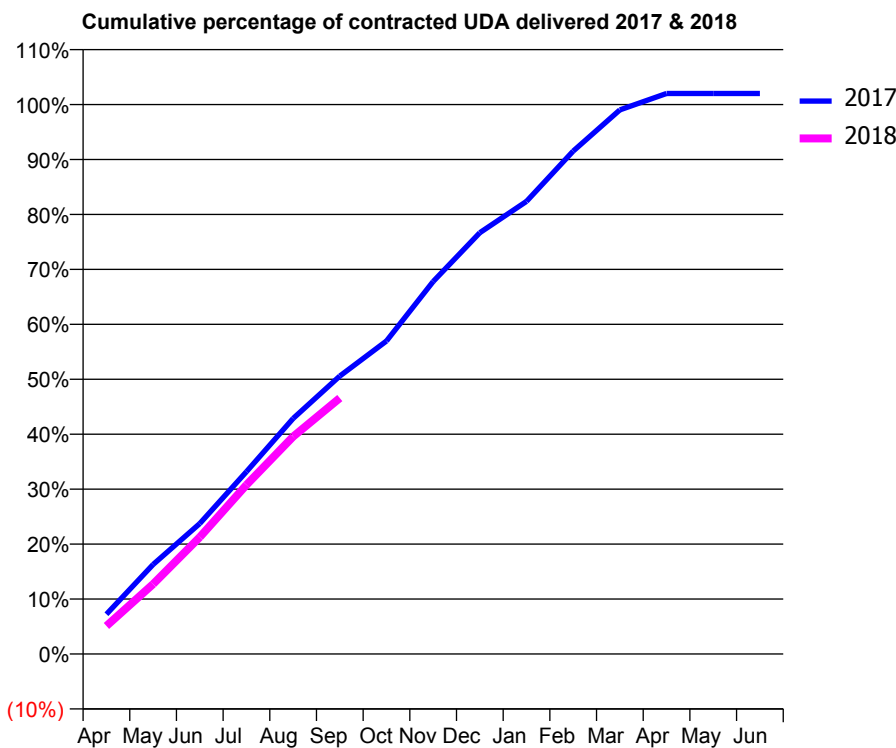
17/18 Contracted general activity (UDA)	19,026
Carry forward general activity (UDA)	0
17/18 Contracted orthodontic activity (UOA)	0
Carry forward orthodontic activity (UOA)	0
Baseline contract value	£542,700.09

ACCESS*

Patients seen in 24 months	Total	Change since previous quarter
Quarter ending September 2016	6,613	
Quarter ending December 2016	6,607	→
Quarter ending March 2017	6,586	→
Quarter ending June 2017	6,612	→
Quarter ending September 2017	6,593	→
Variance since September 2016	(0.3%)	→



ACTIVITY



Month	Adjusted Scheduled Activity (UDA)	
	2017	2018
April	1,376	971
May	3,101	2,422
June	4,520	4,048
July	6,315	5,855
August	8,155	7,529
September	9,623	8,862
October	10,837	
November	12,899	
December	14,587	
January	15,674	
February	17,411	
March	18,838	
April	19,410	
May	19,410	
June	19,410	

QUALITY

	Quantity	Base Number	Contract	AT	Region	England
% of FP17s for the same patient ID Re-attending within 3 months - Children	167	1,270	13.1%	12.3%	12.8%	11.9%
% of FP17s for the same patient ID Re-attending within 3 months - Adults	625	4,416	14.2%	16.9%	16.5%	15.9%
% of FP17s for the same patient ID Re-attending between 3 & 9 months - Children	812	1,270	63.9%	57.6%	59.7%	58.1%
% of FP17s for the same patient ID Re-attending between 3 & 9 months - Adults	2,998	4,416	67.9%	50.8%	53.0%	50.6%
% of FP17s for Band 1 Urgent Courses	258	5,304	4.9%	10.4%	9.2%	9.1%
% of FP17s Relating to Free Repair or Replacements	28	5,304	0.5%	0.9%	1.0%	0.8%
% of FP17s Relating to Continuations	47	5,304	0.9%	1.1%	1.2%	1.1%
% of Patients satisfied with the dentistry they have received	15	18	83.3%	91.1%	91.6%	91.4%
% of Patients satisfied with the time they had to wait for an appointment	17	18	94.4%	87.5%	88.1%	87.7%

* This is based on patients treated on this contract for their most recent course of treatment. Figures in italics indicate the base number of FP17s or Patient Questionnaire responses are less than 100. N/A is shown where the base number of responses is less than 10 during the period. % is calculated as Quantity/Base number*100

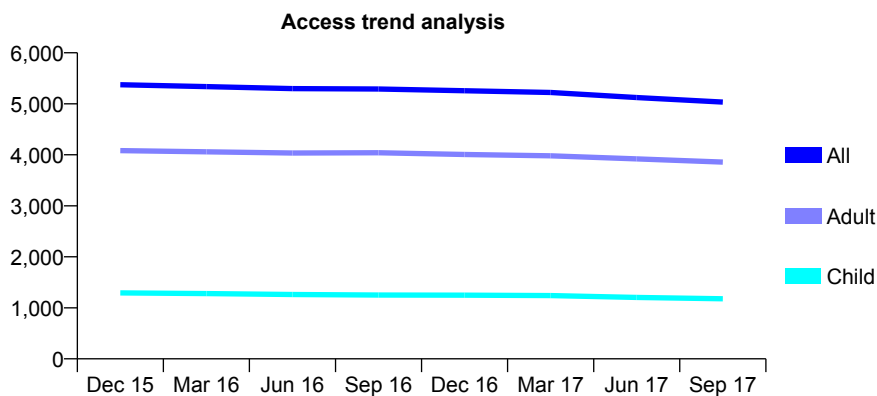
Q46 - Vital Signs At a Glance Contract Report for 324582/0001 - September 2017

Name or company name	Mushtaq and Uddin
Contract type name	GDS Contract
Purpose of contract	General
Contract start date	01/04/2006
Contract end date	

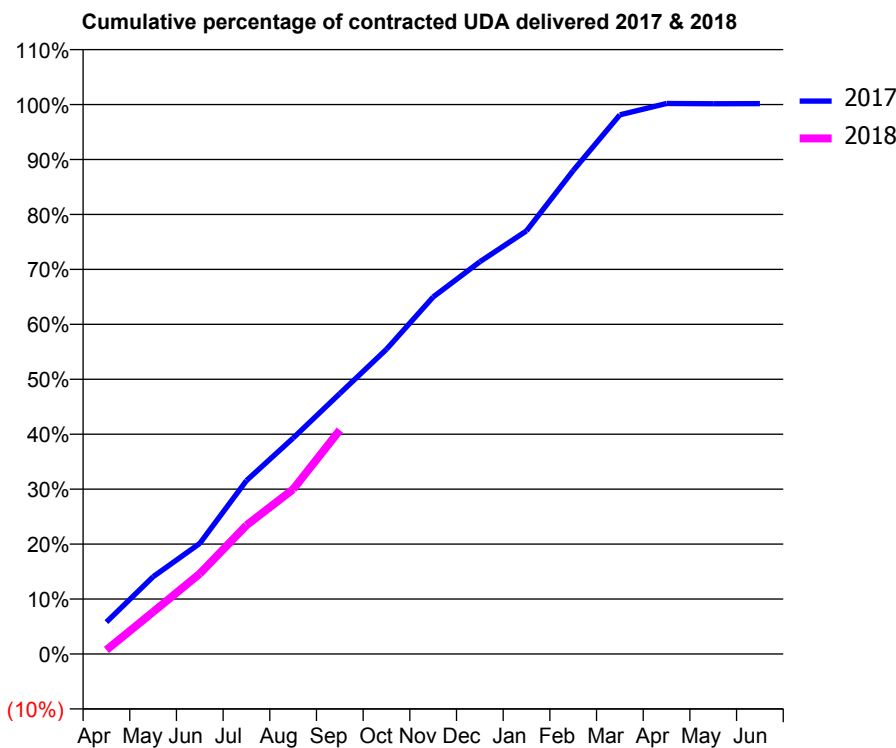
17/18 Contracted general activity (UDA)	15,979
Carry forward general activity (UDA)	0
17/18 Contracted orthodontic activity (UOA)	0
Carry forward orthodontic activity (UOA)	0
Baseline contract value	£466,710.89

ACCESS*

Patients seen in 24 months	Total	Change since previous quarter
Quarter ending September 2016	5,291	
Quarter ending December 2016	5,256	→
Quarter ending March 2017	5,222	→
Quarter ending June 2017	5,124	↓
Quarter ending September 2017	5,034	↓
Variance since September 2016	(4.9%)	↓



ACTIVITY



Month	Adjusted Scheduled Activity (UDA)	
	2017	2018
April	930	119
May	2,247	1,223
June	3,218	2,335
July	5,041	3,743
August	6,282	4,792
September	7,573	6,514
October	8,864	
November	10,382	
December	11,407	
January	12,304	
February	14,060	
March	15,678	
April	16,009	
May	16,001	
June	16,003	

QUALITY

	Quantity	Base Number	Contract	AT	Region	England
% of FP17s for the same patient ID Re-attending within 3 months - Children	112	957	11.7%	12.3%	12.8%	11.9%
% of FP17s for the same patient ID Re-attending within 3 months - Adults	365	2,417	15.1%	16.9%	16.5%	15.9%
% of FP17s for the same patient ID Re-attending between 3 & 9 months - Children	637	957	66.6%	57.6%	59.7%	58.1%
% of FP17s for the same patient ID Re-attending between 3 & 9 months - Adults	1,693	2,417	70.0%	50.8%	53.0%	50.6%
% of FP17s for Band 1 Urgent Courses	284	3,226	8.8%	10.4%	9.2%	9.1%
% of FP17s Relating to Free Repair or Replacements	67	3,226	2.1%	0.9%	1.0%	0.8%
% of FP17s Relating to Continuations	9	3,226	0.3%	1.1%	1.2%	1.1%
% of Patients satisfied with the dentistry they have received	8	9	N/A	91.1%	91.6%	91.4%
% of Patients satisfied with the time they had to wait for an appointment	7	9	N/A	87.5%	88.1%	87.7%

* This is based on patients treated on this contract for their most recent course of treatment. Figures in italics indicate the base number of FP17s or Patient Questionnaire responses are less than 100. N/A is shown where the base number of responses is less than 10 during the period. % is calculated as Quantity/Base number*100

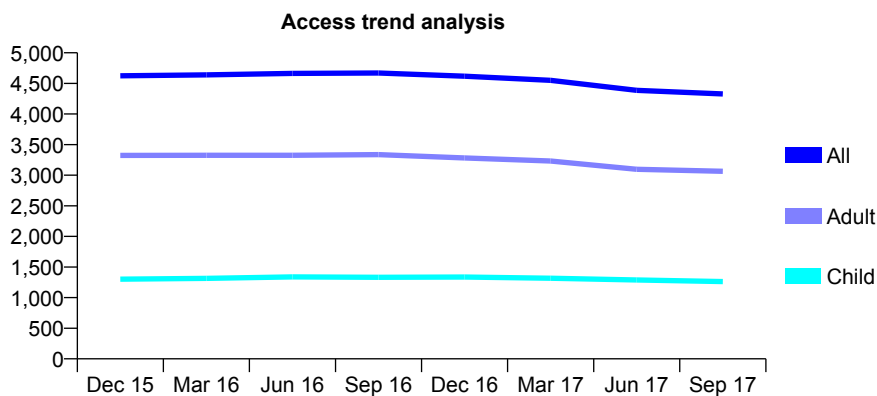
Q46 - Vital Signs At a Glance Contract Report for 325120/0001 - September 2017

Name or company name	MR JC SLATTERY
Contract type name	GDS Contract
Purpose of contract	General
Contract start date	01/04/2006
Contract end date	

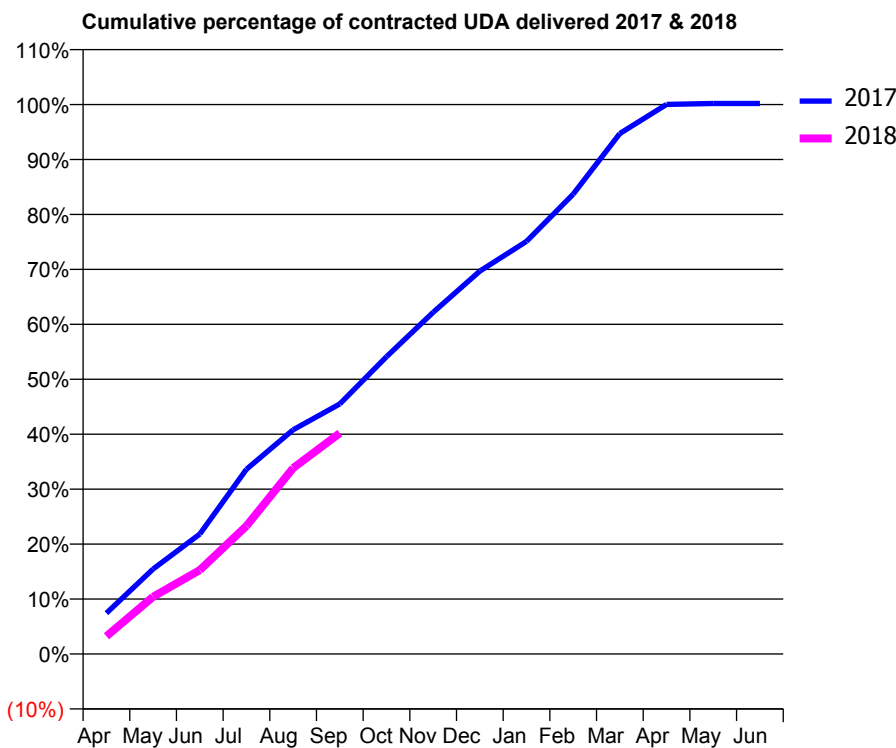
17/18 Contracted general activity (UDA)	14,365
Carry forward general activity (UDA)	0
17/18 Contracted orthodontic activity (UOA)	0
Carry forward orthodontic activity (UOA)	0
Baseline contract value	£389,373.27

ACCESS*

Patients seen in 24 months	Total	Change since previous quarter
Quarter ending September 2016	4,670	
Quarter ending December 2016	4,618	↓
Quarter ending March 2017	4,550	↓
Quarter ending June 2017	4,387	↓
Quarter ending September 2017	4,327	↓
Variance since September 2016	(7.3%)	↓



ACTIVITY



Month	Adjusted Scheduled Activity (UDA)	
	2017	2018
April	1,068	464
May	2,221	1,498
June	3,134	2,194
July	4,831	3,350
August	5,862	4,862
September	6,538	5,773
October	7,772	
November	8,933	
December	10,010	
January	10,787	
February	12,022	
March	13,608	
April	14,368	
May	14,391	
June	14,391	

QUALITY

	Quantity	Base Number	Contract	AT	Region	England
% of FP17s for the same patient ID Re-attending within 3 months - Children	83	861	9.6%	12.3%	12.8%	11.9%
% of FP17s for the same patient ID Re-attending within 3 months - Adults	281	1,958	14.4%	16.9%	16.5%	15.9%
% of FP17s for the same patient ID Re-attending between 3 & 9 months - Children	483	861	56.1%	57.6%	59.7%	58.1%
% of FP17s for the same patient ID Re-attending between 3 & 9 months - Adults	936	1,958	47.8%	50.8%	53.0%	50.6%
% of FP17s for Band 1 Urgent Courses	327	2,531	12.9%	10.4%	9.2%	9.1%
% of FP17s Relating to Free Repair or Replacements	10	2,531	0.4%	0.9%	1.0%	0.8%
% of FP17s Relating to Continuations	77	2,531	3.0%	1.1%	1.2%	1.1%
% of Patients satisfied with the dentistry they have received	5	6	N/A	91.1%	91.6%	91.4%
% of Patients satisfied with the time they had to wait for an appointment	5	6	N/A	87.5%	88.1%	87.7%

* This is based on patients treated on this contract for their most recent course of treatment. Figures in italics indicate the base number of FP17s or Patient Questionnaire responses are less than 100. N/A is shown where the base number of responses is less than 10 during the period. % is calculated as Quantity/Base number*100

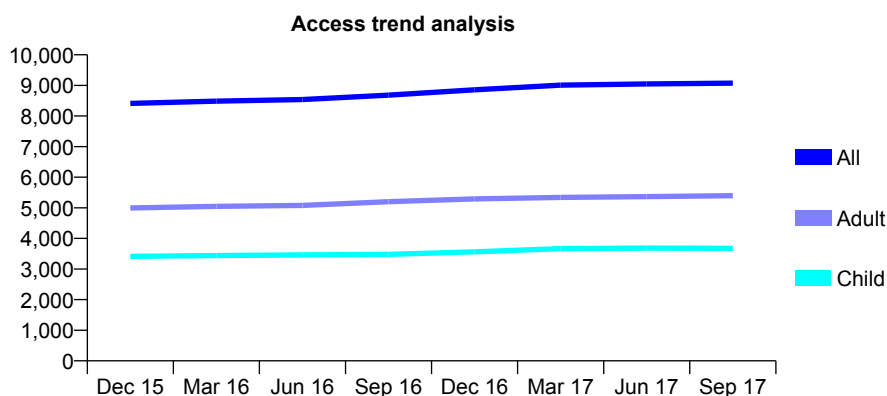
Q46 - Vital Signs At a Glance Contract Report for 326453/0001 - September 2017

Name or company name	MR I SALEEM
Contract type name	GDS Contract
Purpose of contract	General
Contract start date	01/04/2006
Contract end date	

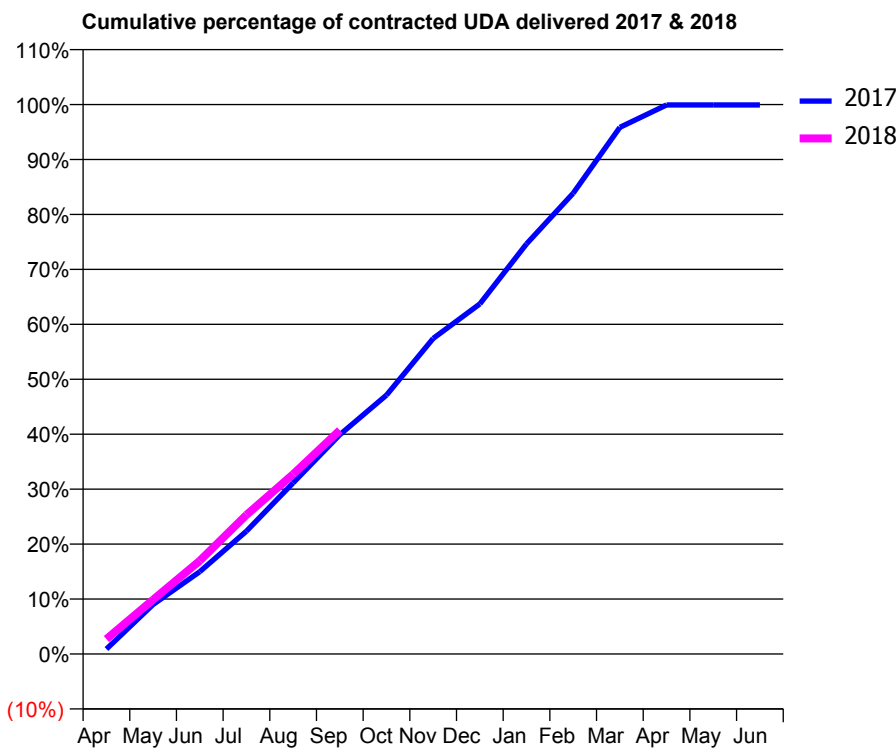
17/18 Contracted general activity (UDA)	20,139
Carry forward general activity (UDA)	0
17/18 Contracted orthodontic activity (UOA)	0
Carry forward orthodontic activity (UOA)	0
Baseline contract value	£686,027.41

ACCESS*

Patients seen in 24 months	Total	Change since previous quarter
Quarter ending September 2016	8,682	
Quarter ending December 2016	8,855	→
Quarter ending March 2017	9,008	→
Quarter ending June 2017	9,046	→
Quarter ending September 2017	9,072	→
Variance since September 2016	4.5%	↑



ACTIVITY



Month	Adjusted Scheduled Activity (UDA)	
	2017	2018
April	183	551
May	1,817	1,989
June	3,017	3,419
July	4,503	5,099
August	6,273	6,591
September	8,037	8,202
October	9,486	
November	11,564	
December	12,831	
January	15,031	
February	16,889	
March	19,299	
April	20,122	
May	20,122	
June	20,122	

QUALITY

	Quantity	Base Number	Contract	AT	Region	England
% of FP17s for the same patient ID Re-attending within 3 months - Children	47	2,175	2.2%	12.3%	12.8%	11.9%
% of FP17s for the same patient ID Re-attending within 3 months - Adults	128	2,687	4.8%	16.9%	16.5%	15.9%
% of FP17s for the same patient ID Re-attending between 3 & 9 months - Children	1,139	2,175	52.4%	57.6%	59.7%	58.1%
% of FP17s for the same patient ID Re-attending between 3 & 9 months - Adults	1,201	2,687	44.7%	50.8%	53.0%	50.6%
% of FP17s for Band 1 Urgent Courses	121	4,058	3.0%	10.4%	9.2%	9.1%
% of FP17s Relating to Free Repair or Replacements	1	4,058	0.0%	0.9%	1.0%	0.8%
% of FP17s Relating to Continuations	6	4,058	0.1%	1.1%	1.2%	1.1%
% of Patients satisfied with the dentistry they have received	2	3	N/A	91.1%	91.6%	91.4%
% of Patients satisfied with the time they had to wait for an appointment	2	3	N/A	87.5%	88.1%	87.7%

* This is based on patients treated on this contract for their most recent course of treatment. Figures in italics indicate the base number of FP17s or Patient Questionnaire responses are less than 100. N/A is shown where the base number of responses is less than 10 during the period. % is calculated as Quantity/Base number*100

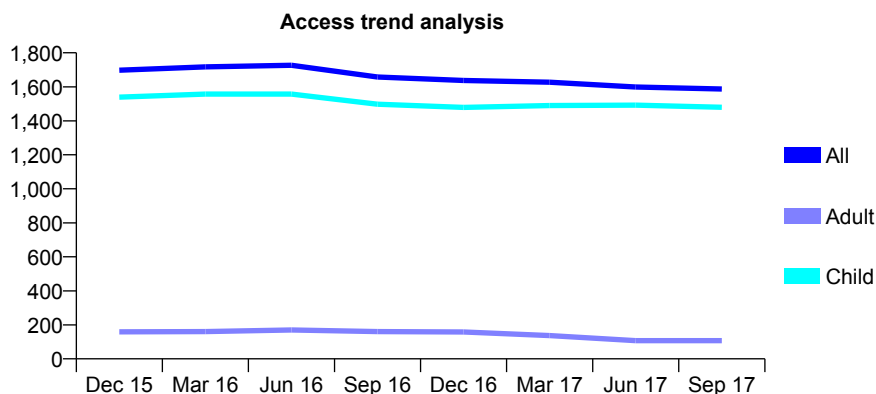
Q46 - Vital Signs At a Glance Contract Report for 329622/0001 - September 2017

Name or company name	MR SD HOWARTH
Contract type name	GDS Contract
Purpose of contract	General
Contract start date	01/04/2006
Contract end date	

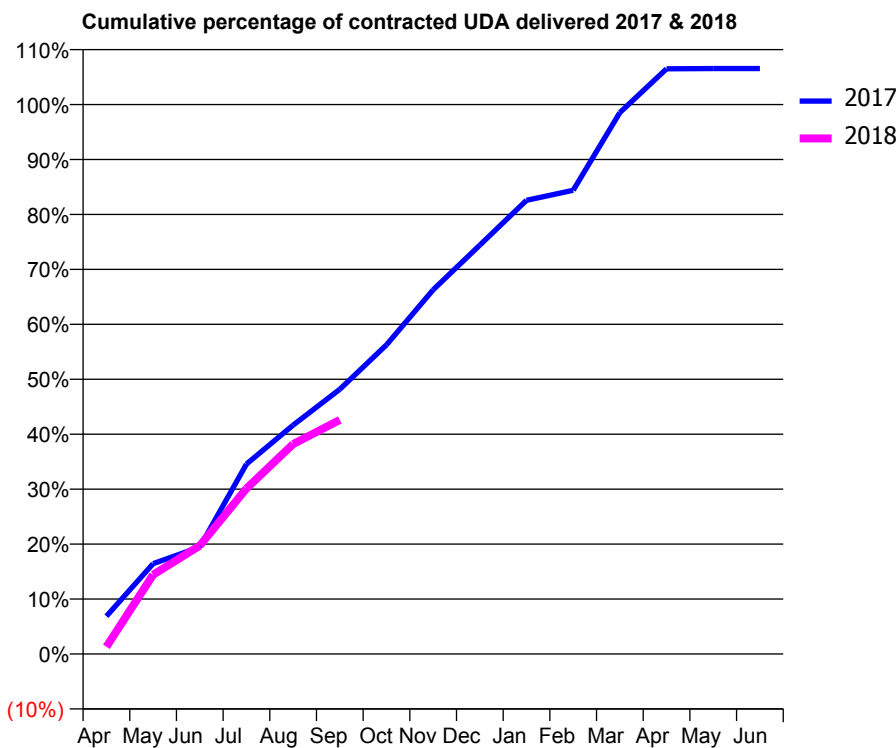
17/18 Contracted general activity (UDA)	3,000
Carry forward general activity (UDA)	0
17/18 Contracted orthodontic activity (UOA)	0
Carry forward orthodontic activity (UOA)	0
Baseline contract value	£74,177.86

ACCESS*

Patients seen in 24 months	Total	Change since previous quarter
Quarter ending September 2016	1,658	
Quarter ending December 2016	1,637	↓
Quarter ending March 2017	1,627	→
Quarter ending June 2017	1,599	↓
Quarter ending September 2017	1,587	→
Variance since September 2016	(4.3%)	↓



ACTIVITY



Month	Adjusted Scheduled Activity (UDA)	
	2017	2018
April	206	39
May	493	433
June	584	592
July	1,037	904
August	1,250	1,147
September	1,446	1,278
October	1,688	
November	1,988	
December	2,233	
January	2,477	
February	2,531	
March	2,956	
April	3,195	
May	3,196	
June	3,196	

QUALITY

	Quantity	Base Number	Contract	AT	Region	England
% of FP17s for the same patient ID Re-attending within 3 months - Children	109	1,234	8.8%	12.3%	12.8%	11.9%
% of FP17s for the same patient ID Re-attending within 3 months - Adults	0	0	N/A	16.9%	16.5%	15.9%
% of FP17s for the same patient ID Re-attending between 3 & 9 months - Children	853	1,234	69.1%	57.6%	59.7%	58.1%
% of FP17s for the same patient ID Re-attending between 3 & 9 months - Adults	0	0	N/A	50.8%	53.0%	50.6%
% of FP17s for Band 1 Urgent Courses	45	1,043	4.3%	10.4%	9.2%	9.1%
% of FP17s Relating to Free Repair or Replacements	0	1,043	0.0%	0.9%	1.0%	0.8%
% of FP17s Relating to Continuations	0	1,043	0.0%	1.1%	1.2%	1.1%
% of Patients satisfied with the dentistry they have received	1	1	N/A	91.1%	91.6%	91.4%
% of Patients satisfied with the time they had to wait for an appointment	1	1	N/A	87.5%	88.1%	87.7%

* This is based on patients treated on this contract for their most recent course of treatment. Figures in italics indicate the base number of FP17s or Patient Questionnaire responses are less than 100. N/A is shown where the base number of responses is less than 10 during the period. % is calculated as Quantity/Base number*100

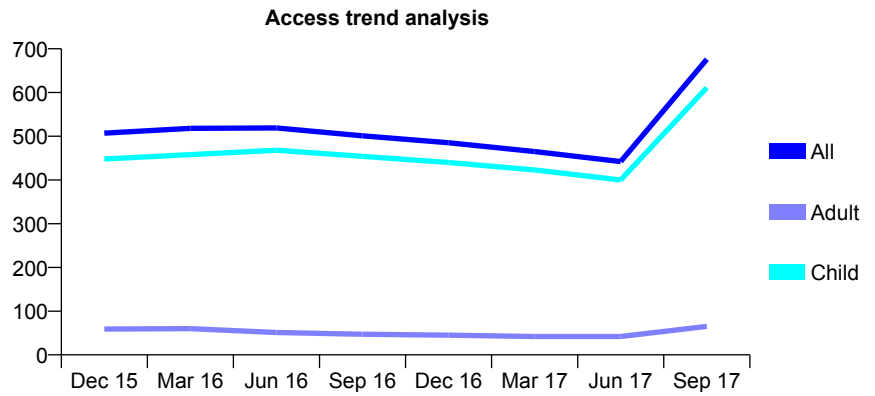
Q46 - Vital Signs At a Glance Contract Report for 333379/0001 - September 2017

Name or company name	MR AK JAIN
Contract type name	GDS Contract
Purpose of contract	General
Contract start date	01/04/2006
Contract end date	

17/18 Contracted general activity (UDA)	1,535
Carry forward general activity (UDA)	28
17/18 Contracted orthodontic activity (UOA)	0
Carry forward orthodontic activity (UOA)	0
Baseline contract value	£37,954.34

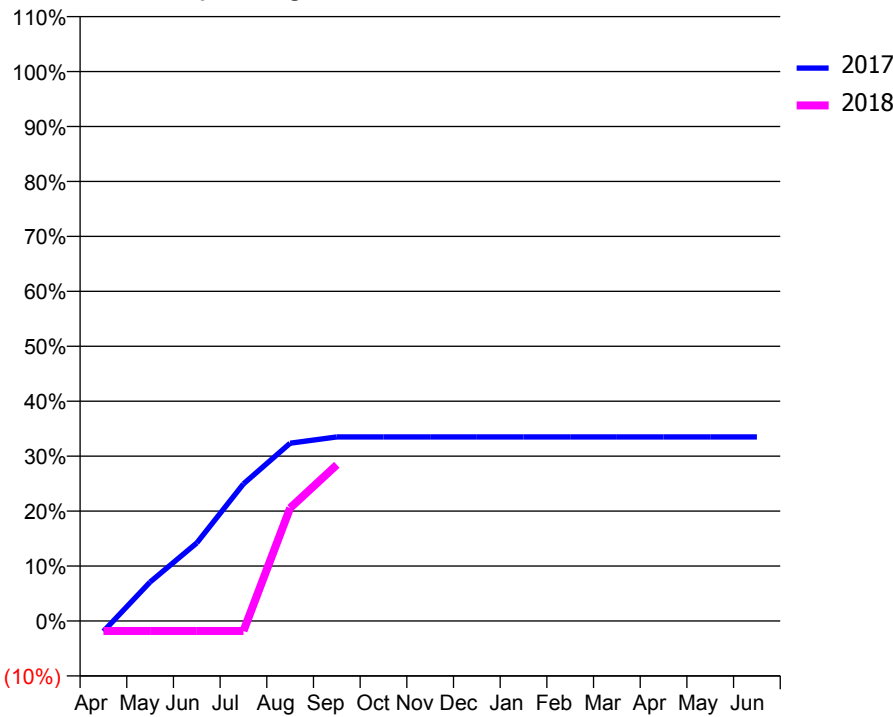
ACCESS*

Patients seen in 24 months	Total	Change since previous quarter
Quarter ending September 2016	501	
Quarter ending December 2016	485	↓
Quarter ending March 2017	465	↓
Quarter ending June 2017	442	↓
Quarter ending September 2017	676	↑
Variance since September 2016	34.9%	↑



ACTIVITY

Cumulative percentage of contracted UDA delivered 2017 & 2018



Month	Adjusted Scheduled Activity (UDA)	
	2017	2018
April	-25	-28
May	93	-28
June	186	-28
July	327	-28
August	424	316
September	439	436
October	439	
November	439	
December	439	
January	439	
February	439	
March	439	
April	439	
May	439	
June	439	

QUALITY

	Quantity	Base Number	Contract	AT	Region	England
% of FP17s for the same patient ID Re-attending within 3 months - Children	52	1,081	4.8%	12.3%	12.8%	11.9%
% of FP17s for the same patient ID Re-attending within 3 months - Adults	1	45	2.2%	16.9%	16.5%	15.9%
% of FP17s for the same patient ID Re-attending between 3 & 9 months - Children	669	1,081	61.9%	57.6%	59.7%	58.1%
% of FP17s for the same patient ID Re-attending between 3 & 9 months - Adults	33	45	73.3%	50.8%	53.0%	50.6%
% of FP17s for Band 1 Urgent Courses	7	494	1.4%	10.4%	9.2%	9.1%
% of FP17s Relating to Free Repair or Replacements	0	494	0.0%	0.9%	1.0%	0.8%
% of FP17s Relating to Continuations	0	494	0.0%	1.1%	1.2%	1.1%
% of Patients satisfied with the dentistry they have received	0	0	N/A	91.1%	91.6%	91.4%
% of Patients satisfied with the time they had to wait for an appointment	0	0	N/A	87.5%	88.1%	87.7%

* This is based on patients treated on this contract for their most recent course of treatment. Figures in italics indicate the base number of FP17s or Patient Questionnaire responses are less than 100. N/A is shown where the base number of responses is less than 10 during the period. % is calculated as Quantity/Base number*100

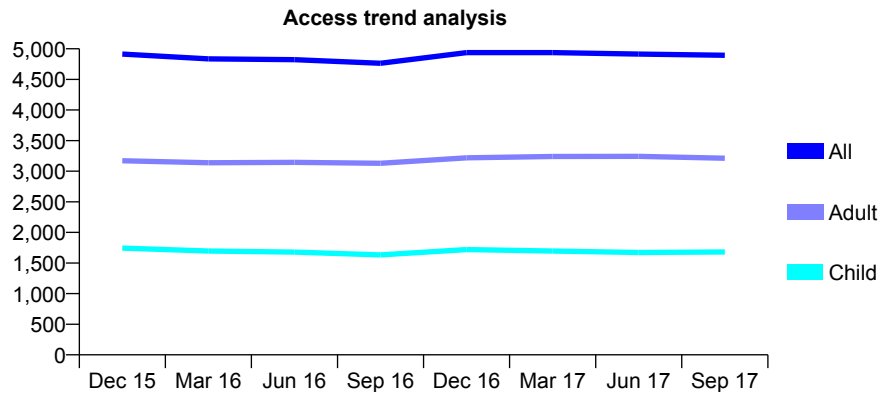
Q46 - Vital Signs At a Glance Contract Report for 336815/0001 - September 2017

Name or company name	MR S PATEL
Contract type name	GDS Contract
Purpose of contract	General
Contract start date	18/03/2010
Contract end date	

17/18 Contracted general activity (UDA)	11,938
Carry forward general activity (UDA)	0
17/18 Contracted orthodontic activity (UOA)	0
Carry forward orthodontic activity (UOA)	0
Baseline contract value	£330,900.75

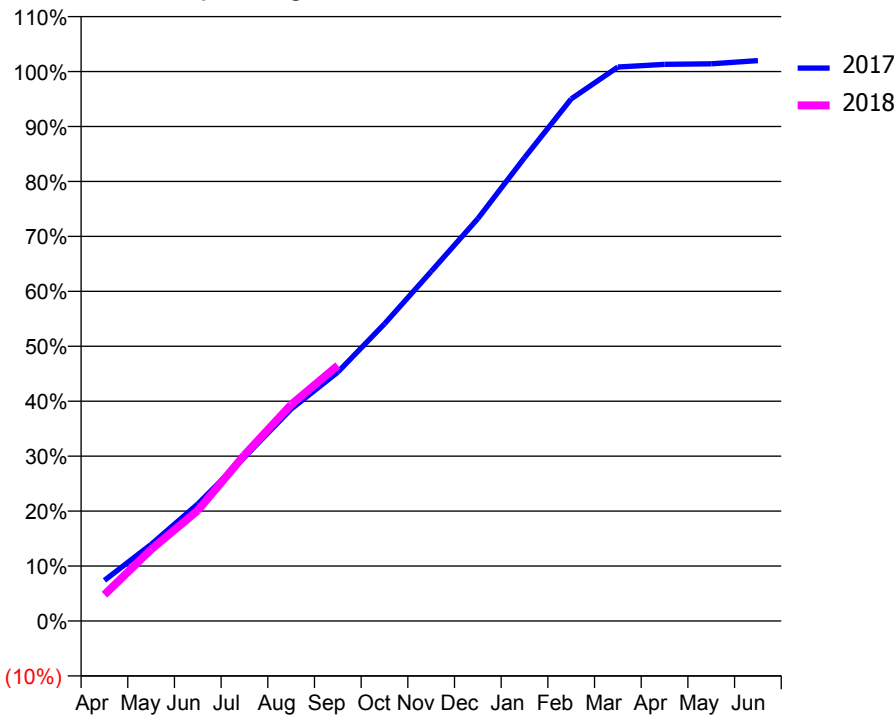
ACCESS*

Patients seen in 24 months	Total	Change since previous quarter
Quarter ending September 2016	4,763	
Quarter ending December 2016	4,937	↑
Quarter ending March 2017	4,938	→
Quarter ending June 2017	4,915	→
Quarter ending September 2017	4,894	→
Variance since September 2016	2.8%	↑



ACTIVITY

Cumulative percentage of contracted UDA delivered 2017 & 2018



Month	Adjusted Scheduled Activity (UDA)	
	2017	2018
April	882	572
May	1,664	1,553
June	2,543	2,404
July	3,558	3,607
August	4,604	4,701
September	5,407	5,551
October	6,457	
November	7,595	
December	8,741	
January	10,067	
February	11,344	
March	12,037	
April	12,094	
May	12,106	
June	12,173	

QUALITY

	Quantity	Base Number	Contract	AT	Region	England
% of FP17s for the same patient ID Re-attending within 3 months - Children	140	1,460	9.6%	12.3%	12.8%	11.9%
% of FP17s for the same patient ID Re-attending within 3 months - Adults	490	2,674	18.3%	16.9%	16.5%	15.9%
% of FP17s for the same patient ID Re-attending between 3 & 9 months - Children	963	1,460	66.0%	57.6%	59.7%	58.1%
% of FP17s for the same patient ID Re-attending between 3 & 9 months - Adults	1,515	2,674	56.7%	50.8%	53.0%	50.6%
% of FP17s for Band 1 Urgent Courses	435	3,318	13.1%	10.4%	9.2%	9.1%
% of FP17s Relating to Free Repair or Replacements	6	3,318	0.2%	0.9%	1.0%	0.8%
% of FP17s Relating to Continuations	4	3,318	0.1%	1.1%	1.2%	1.1%
% of Patients satisfied with the dentistry they have received	3	4	N/A	91.1%	91.6%	91.4%
% of Patients satisfied with the time they had to wait for an appointment	3	4	N/A	87.5%	88.1%	87.7%

* This is based on patients treated on this contract for their most recent course of treatment. Figures in italics indicate the base number of FP17s or Patient Questionnaire responses are less than 100. N/A is shown where the base number of responses is less than 10 during the period. % is calculated as Quantity/Base number*100

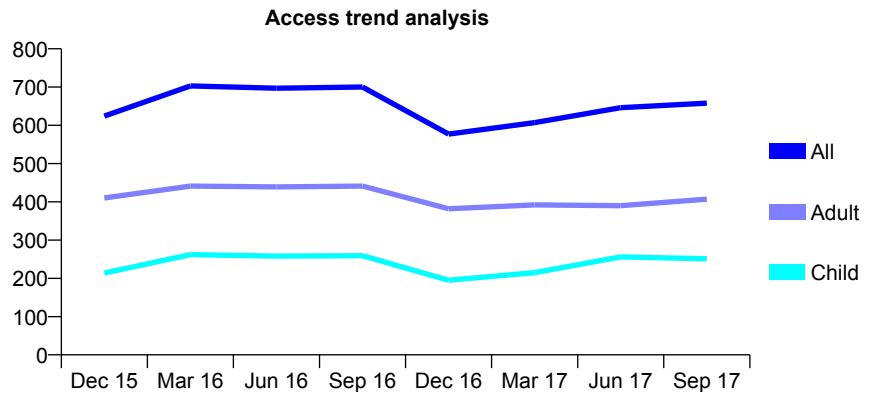
Q46 - Vital Signs At a Glance Contract Report for 336815/0002 - September 2017

Name or company name	MR S PATEL
Contract type name	GDS Contract
Purpose of contract	General
Contract start date	18/03/2010
Contract end date	

17/18 Contracted general activity (UDA)	1,900
Carry forward general activity (UDA)	0
17/18 Contracted orthodontic activity (UOA)	0
Carry forward orthodontic activity (UOA)	0
Baseline contract value	£44,958.11

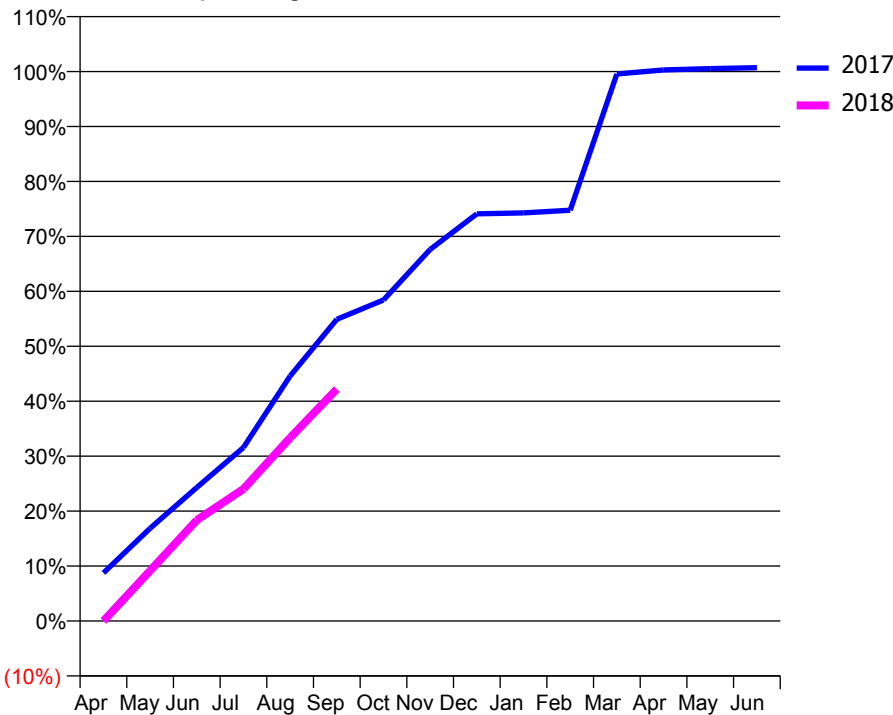
ACCESS*

Patients seen in 24 months	Total	Change since previous quarter
Quarter ending September 2016	700	
Quarter ending December 2016	577	↓
Quarter ending March 2017	607	↑
Quarter ending June 2017	646	↑
Quarter ending September 2017	658	→
Variance since September 2016	(6.0%)	↓



ACTIVITY

Cumulative percentage of contracted UDA delivered 2017 & 2018



Month	Adjusted Scheduled Activity (UDA)	
	2017	2018
April	166	0
May	321	174
June	462	349
July	600	457
August	847	634
September	1,043	802
October	1,110	
November	1,285	
December	1,408	
January	1,411	
February	1,420	
March	1,892	
April	1,906	
May	1,910	
June	1,913	

QUALITY

	Quantity	Base Number	Contract	AT	Region	England
% of FP17s for the same patient ID Re-attending within 3 months - Children	5	201	2.5%	12.3%	12.8%	11.9%
% of FP17s for the same patient ID Re-attending within 3 months - Adults	23	324	7.1%	16.9%	16.5%	15.9%
% of FP17s for the same patient ID Re-attending between 3 & 9 months - Children	31	201	15.4%	57.6%	59.7%	58.1%
% of FP17s for the same patient ID Re-attending between 3 & 9 months - Adults	38	324	11.7%	50.8%	53.0%	50.6%
% of FP17s for Band 1 Urgent Courses	66	507	13.0%	10.4%	9.2%	9.1%
% of FP17s Relating to Free Repair or Replacements	4	507	0.8%	0.9%	1.0%	0.8%
% of FP17s Relating to Continuations	0	507	0.0%	1.1%	1.2%	1.1%
% of Patients satisfied with the dentistry they have received	0	0	N/A	91.1%	91.6%	91.4%
% of Patients satisfied with the time they had to wait for an appointment	0	0	N/A	87.5%	88.1%	87.7%

* This is based on patients treated on this contract for their most recent course of treatment. Figures in italics indicate the base number of FP17s or Patient Questionnaire responses are less than 100. N/A is shown where the base number of responses is less than 10 during the period. % is calculated as Quantity/Base number*100

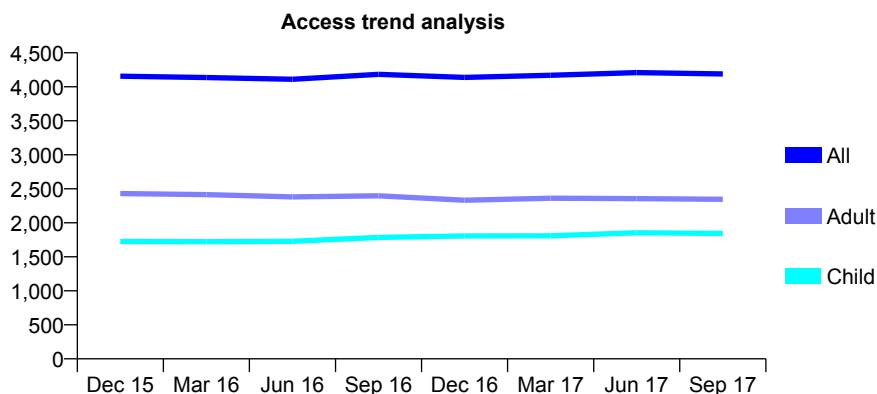
Q46 - Vital Signs At a Glance Contract Report for 339881/0001 - September 2017

Name or company name	MR S MIRTORABI
Contract type name	GDS Contract
Purpose of contract	General
Contract start date	01/04/2006
Contract end date	

17/18 Contracted general activity (UDA)	10,570
Carry forward general activity (UDA)	0
17/18 Contracted orthodontic activity (UOA)	0
Carry forward orthodontic activity (UOA)	0
Baseline contract value	£338,208.99

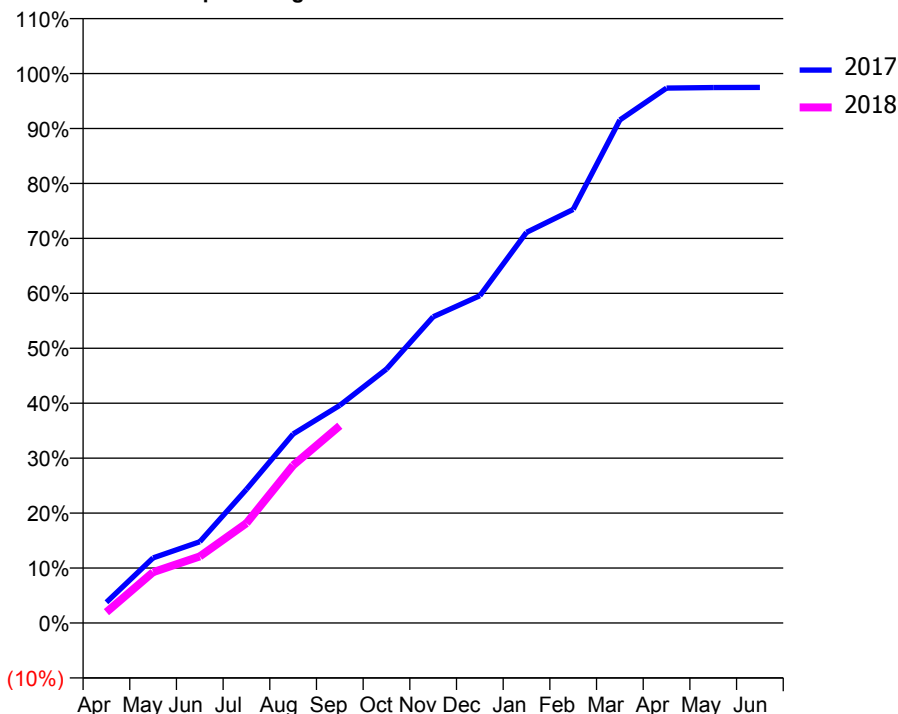
ACCESS*

Patients seen in 24 months	Total	Change since previous quarter
Quarter ending September 2016	4,184	
Quarter ending December 2016	4,139	↓
Quarter ending March 2017	4,169	→
Quarter ending June 2017	4,208	→
Quarter ending September 2017	4,190	→
Variance since September 2016	0.1%	→



ACTIVITY

Cumulative percentage of contracted UDA delivered 2017 & 2018



Adjusted Scheduled Activity (UDA)

Month	2017	2018
April	398	208
May	1,252	979
June	1,564	1,281
July	2,570	1,920
August	3,637	3,032
September	4,188	3,794
October	4,884	
November	5,890	
December	6,296	
January	7,513	
February	7,954	
March	9,676	
April	10,289	
May	10,301	
June	10,302	

QUALITY

	Quantity	Base Number	Contract	AT	Region	England
% of FP17s for the same patient ID Re-attending within 3 months - Children	118	1,382	8.5%	12.3%	12.8%	11.9%
% of FP17s for the same patient ID Re-attending within 3 months - Adults	142	1,212	11.7%	16.9%	16.5%	15.9%
% of FP17s for the same patient ID Re-attending between 3 & 9 months - Children	766	1,382	55.4%	57.6%	59.7%	58.1%
% of FP17s for the same patient ID Re-attending between 3 & 9 months - Adults	476	1,212	39.3%	50.8%	53.0%	50.6%
% of FP17s for Band 1 Urgent Courses	107	1,757	6.1%	10.4%	9.2%	9.1%
% of FP17s Relating to Free Repair or Replacements	2	1,757	0.1%	0.9%	1.0%	0.8%
% of FP17s Relating to Continuations	24	1,757	1.4%	1.1%	1.2%	1.1%
% of Patients satisfied with the dentistry they have received	2	2	N/A	91.1%	91.6%	91.4%
% of Patients satisfied with the time they had to wait for an appointment	2	2	N/A	87.5%	88.1%	87.7%

* This is based on patients treated on this contract for their most recent course of treatment. Figures in italics indicate the base number of FP17s or Patient Questionnaire responses are less than 100. N/A is shown where the base number of responses is less than 10 during the period. % is calculated as Quantity/Base number*100

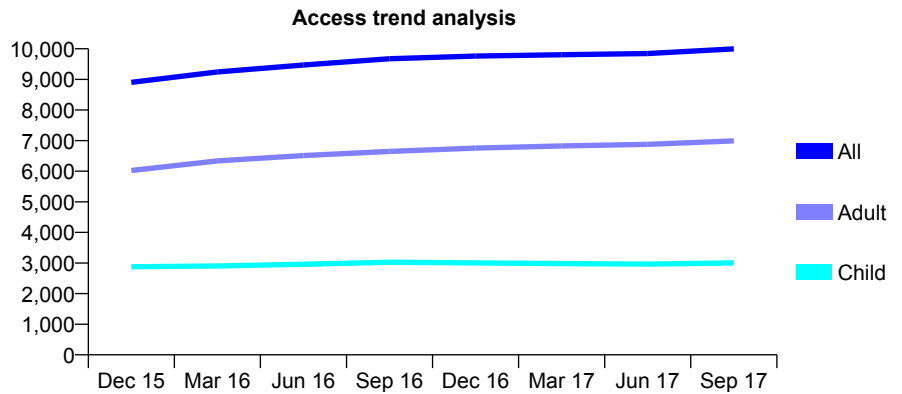
Q46 - Vital Signs At a Glance Contract Report for 342327/0001 - September 2017

Name or company name	MR MK MUSHTAQ
Contract type name	GDS Contract
Purpose of contract	General
Contract start date	01/04/2006
Contract end date	

17/18 Contracted general activity (UDA)	22,660
Carry forward general activity (UDA)	0
17/18 Contracted orthodontic activity (UOA)	0
Carry forward orthodontic activity (UOA)	0
Baseline contract value	£607,172.87

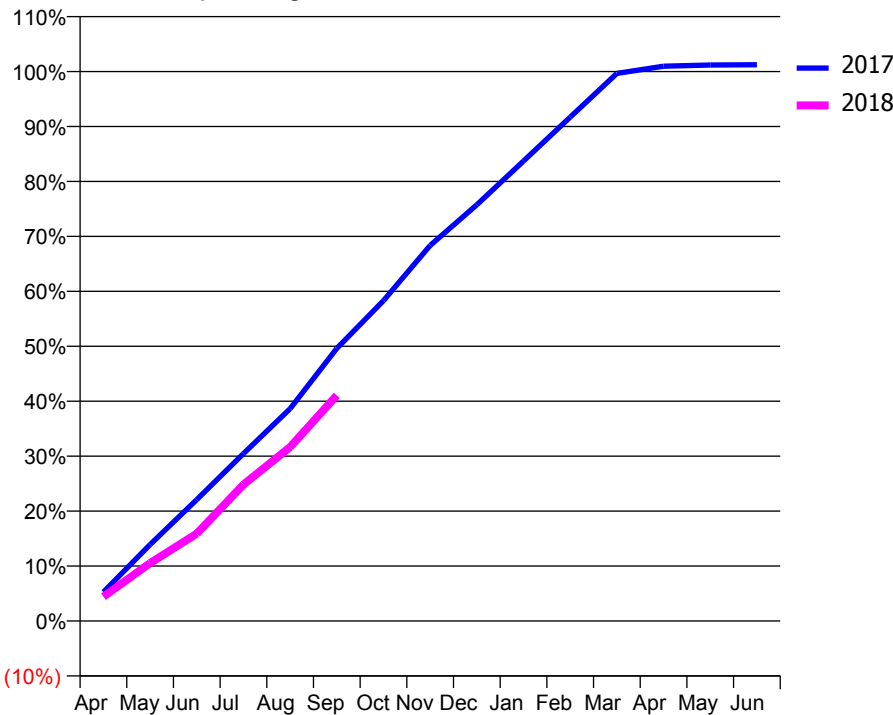
ACCESS*

Patients seen in 24 months	Total	Change since previous quarter
Quarter ending September 2016	9,674	
Quarter ending December 2016	9,762	→
Quarter ending March 2017	9,807	→
Quarter ending June 2017	9,844	→
Quarter ending September 2017	9,998	→
Variance since September 2016	3.3%	↑



ACTIVITY

Cumulative percentage of contracted UDA delivered 2017 & 2018



Month	Adjusted Scheduled Activity (UDA)	
	2017	2018
April	1,196	1,005
May	3,153	2,387
June	5,005	3,603
July	6,906	5,626
August	8,759	7,172
September	11,240	9,305
October	13,214	
November	15,490	
December	17,165	
January	18,969	
February	20,778	
March	22,581	
April	22,880	
May	22,926	
June	22,939	

QUALITY

	Quantity	Base Number	Contract	AT	Region	England
% of FP17s for the same patient ID Re-attending within 3 months - Children	99	1,915	5.2%	12.3%	12.8%	11.9%
% of FP17s for the same patient ID Re-attending within 3 months - Adults	497	4,001	12.4%	16.9%	16.5%	15.9%
% of FP17s for the same patient ID Re-attending between 3 & 9 months - Children	1,045	1,915	54.6%	57.6%	59.7%	58.1%
% of FP17s for the same patient ID Re-attending between 3 & 9 months - Adults	1,844	4,001	46.1%	50.8%	53.0%	50.6%
% of FP17s for Band 1 Urgent Courses	435	5,061	8.6%	10.4%	9.2%	9.1%
% of FP17s Relating to Free Repair or Replacements	46	5,061	0.9%	0.9%	1.0%	0.8%
% of FP17s Relating to Continuations	31	5,061	0.6%	1.1%	1.2%	1.1%
% of Patients satisfied with the dentistry they have received	7	9	N/A	91.1%	91.6%	91.4%
% of Patients satisfied with the time they had to wait for an appointment	7	9	N/A	87.5%	88.1%	87.7%

* This is based on patients treated on this contract for their most recent course of treatment. Figures in italics indicate the base number of FP17s or Patient Questionnaire responses are less than 100. N/A is shown where the base number of responses is less than 10 during the period. % is calculated as Quantity/Base number*100

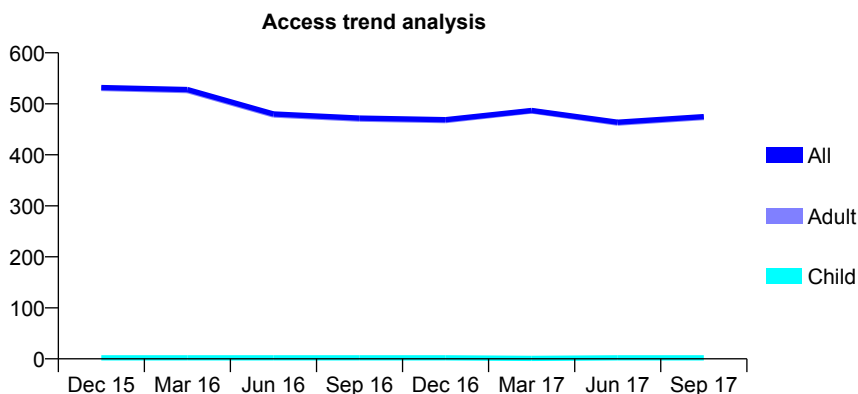
Q46 - Vital Signs At a Glance Contract Report for 342327/0002 - September 2017

Name or company name	MR MK MUSHTAQ
Contract type name	PDS Contract
Purpose of contract	General
Contract start date	01/04/2013
Contract end date	31/03/2018

17/18 Contracted general activity (UDA)	700
Carry forward general activity (UDA)	0
17/18 Contracted orthodontic activity (UOA)	0
Carry forward orthodontic activity (UOA)	0
Baseline contract value	£59,773.58

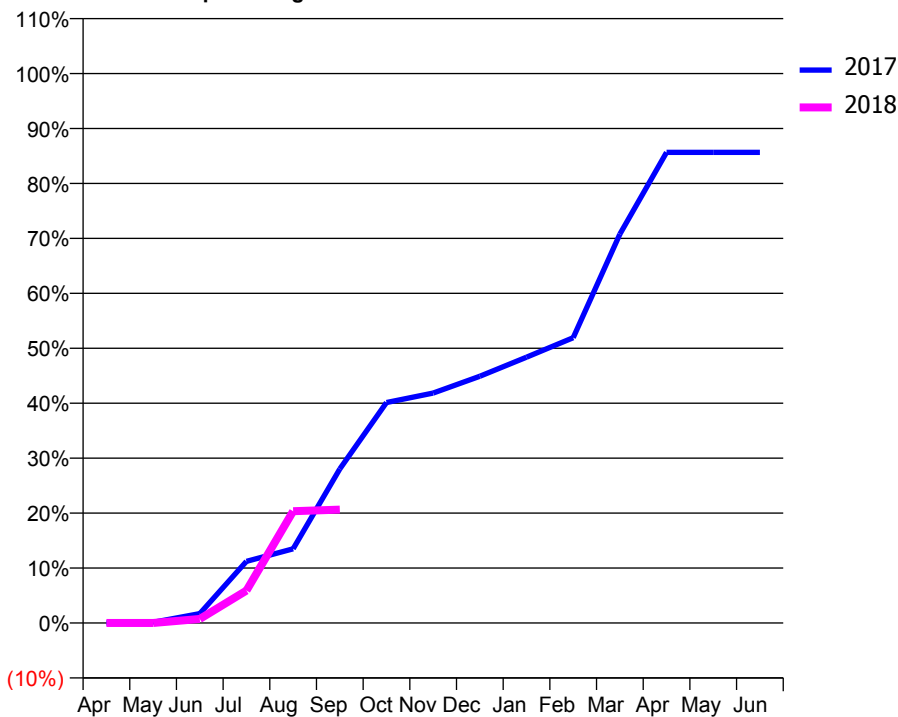
ACCESS*

Patients seen in 24 months	Total	Change since previous quarter
Quarter ending September 2016	472	
Quarter ending December 2016	469	→
Quarter ending March 2017	487	↑
Quarter ending June 2017	464	↓
Quarter ending September 2017	475	↑
Variance since September 2016	0.6%	→



ACTIVITY

Cumulative percentage of contracted UDA delivered 2017 & 2018



Adjusted Scheduled Activity (UDA)

Month	2017	2018
April	0	0
May	1	0
June	12	5
July	79	41
August	95	142
September	196	144
October	281	
November	293	
December	314	
January	339	
February	363	
March	495	
April	600	
May	600	
June	600	

QUALITY

	Quantity	Base Number	Contract	AT	Region	England
% of FP17s for the same patient ID Re-attending within 3 months - Children	0	1	0.0%	12.3%	12.8%	11.9%
% of FP17s for the same patient ID Re-attending within 3 months - Adults	4	136	2.9%	16.9%	16.5%	15.9%
% of FP17s for the same patient ID Re-attending between 3 & 9 months - Children	0	1	0.0%	57.6%	59.7%	58.1%
% of FP17s for the same patient ID Re-attending between 3 & 9 months - Adults	19	136	14.0%	50.8%	53.0%	50.6%
% of FP17s for Band 1 Urgent Courses	2	67	3.0%	10.4%	9.2%	9.1%
% of FP17s Relating to Free Repair or Replacements	0	67	0.0%	0.9%	1.0%	0.8%
% of FP17s Relating to Continuations	0	67	0.0%	1.1%	1.2%	1.1%
% of Patients satisfied with the dentistry they have received	0	0	N/A	91.1%	91.6%	91.4%
% of Patients satisfied with the time they had to wait for an appointment	0	0	N/A	87.5%	88.1%	87.7%

* This is based on patients treated on this contract for their most recent course of treatment. Figures in italics indicate the base number of FP17s or Patient Questionnaire responses are less than 100. N/A is shown where the base number of responses is less than 10 during the period. % is calculated as Quantity/Base number*100

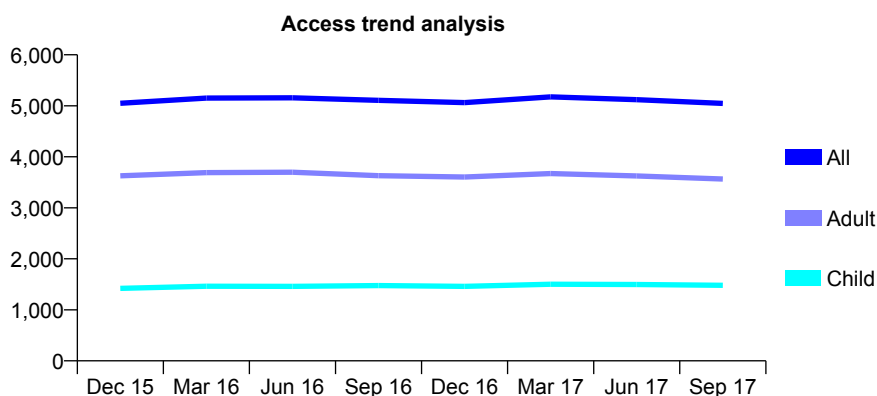
Q46 - Vital Signs At a Glance Contract Report for 356956/0001 - September 2017

Name or company name	MF Dental Partners
Contract type name	GDS Contract
Purpose of contract	General
Contract start date	18/09/2007
Contract end date	

17/18 Contracted general activity (UDA)	10,000
Carry forward general activity (UDA)	0
17/18 Contracted orthodontic activity (UOA)	0
Carry forward orthodontic activity (UOA)	0
Baseline contract value	£256,725.25

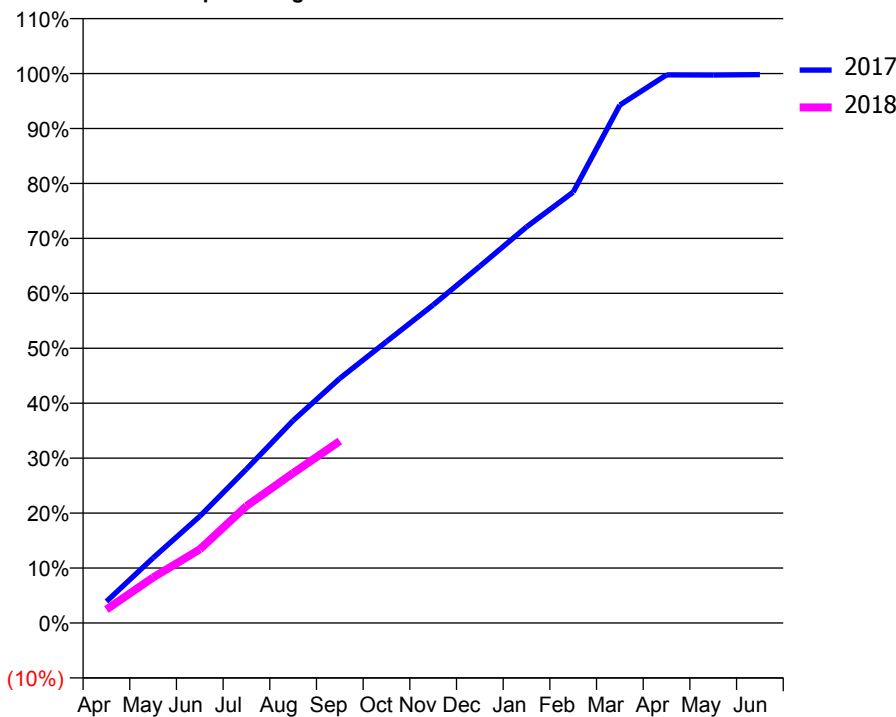
ACCESS*

Patients seen in 24 months	Total	Change since previous quarter
Quarter ending September 2016	5,106	
Quarter ending December 2016	5,064	→
Quarter ending March 2017	5,175	↑
Quarter ending June 2017	5,121	↓
Quarter ending September 2017	5,046	↓
Variance since September 2016	(1.2%)	↓



ACTIVITY

Cumulative percentage of contracted UDA delivered 2017 & 2018



Adjusted Scheduled Activity (UDA)

Month	2017	2018
April	393	247
May	1,185	828
June	1,943	1,340
July	2,802	2,128
August	3,684	2,728
September	4,451	3,311
October	5,120	
November	5,790	
December	6,494	
January	7,207	
February	7,842	
March	9,426	
April	9,975	
May	9,973	
June	9,980	

QUALITY

	Quantity	Base Number	Contract	AT	Region	England
% of FP17s for the same patient ID Re-attending within 3 months - Children	80	1,075	7.4%	12.3%	12.8%	11.9%
% of FP17s for the same patient ID Re-attending within 3 months - Adults	245	2,304	10.6%	16.9%	16.5%	15.9%
% of FP17s for the same patient ID Re-attending between 3 & 9 months - Children	695	1,075	64.7%	57.6%	59.7%	58.1%
% of FP17s for the same patient ID Re-attending between 3 & 9 months - Adults	1,401	2,304	60.8%	50.8%	53.0%	50.6%
% of FP17s for Band 1 Urgent Courses	70	1,964	3.6%	10.4%	9.2%	9.1%
% of FP17s Relating to Free Repair or Replacements	6	1,964	0.3%	0.9%	1.0%	0.8%
% of FP17s Relating to Continuations	1	1,964	0.1%	1.1%	1.2%	1.1%
% of Patients satisfied with the dentistry they have received	5	6	N/A	91.1%	91.6%	91.4%
% of Patients satisfied with the time they had to wait for an appointment	6	6	N/A	87.5%	88.1%	87.7%

* This is based on patients treated on this contract for their most recent course of treatment. Figures in italics indicate the base number of FP17s or Patient Questionnaire responses are less than 100. N/A is shown where the base number of responses is less than 10 during the period. % is calculated as Quantity/Base number*100

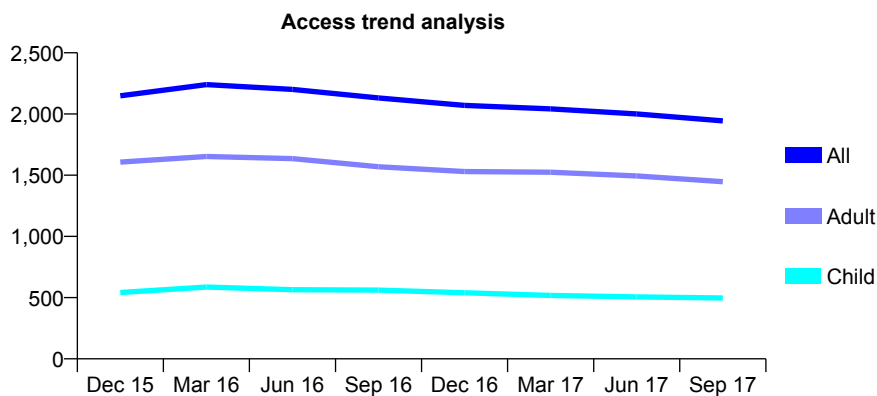
Q46 - Vital Signs At a Glance Contract Report for 356956/0002 - September 2017

Name or company name	MF Dental Partners
Contract type name	GDS Contract
Purpose of contract	General
Contract start date	01/08/2013
Contract end date	

17/18 Contracted general activity (UDA)	5,388
Carry forward general activity (UDA)	0
17/18 Contracted orthodontic activity (UOA)	0
Carry forward orthodontic activity (UOA)	0
Baseline contract value	£148,965.39

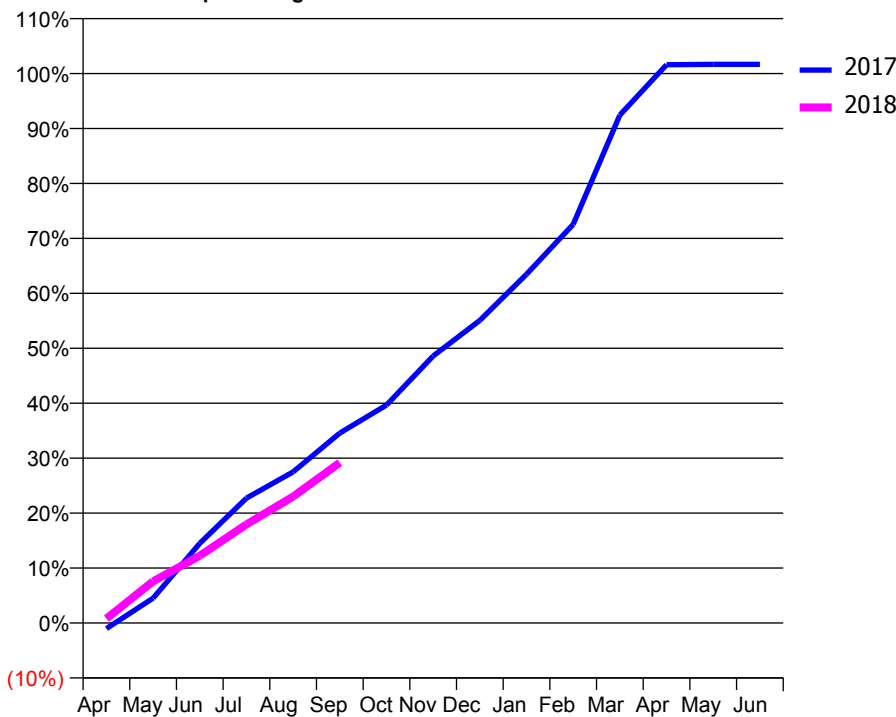
ACCESS*

Patients seen in 24 months	Total	Change since previous quarter
Quarter ending September 2016	2,131	
Quarter ending December 2016	2,070	↓
Quarter ending March 2017	2,042	↓
Quarter ending June 2017	2,000	↓
Quarter ending September 2017	1,944	↓
Variance since September 2016	(8.8%)	↓



ACTIVITY

Cumulative percentage of contracted UDA delivered 2017 & 2018



Adjusted Scheduled Activity (UDA)

Month	2017	2018
April	-56	44
May	243	408
June	781	660
July	1,225	967
August	1,483	1,240
September	1,863	1,572
October	2,137	
November	2,618	
December	2,967	
January	3,420	
February	3,909	
March	4,981	
April	5,474	
May	5,478	
June	5,478	

QUALITY

	Quantity	Base Number	Contract	AT	Region	England
% of FP17s for the same patient ID Re-attending within 3 months - Children	23	281	8.2%	12.3%	12.8%	11.9%
% of FP17s for the same patient ID Re-attending within 3 months - Adults	95	746	12.7%	16.9%	16.5%	15.9%
% of FP17s for the same patient ID Re-attending between 3 & 9 months - Children	160	281	56.9%	57.6%	59.7%	58.1%
% of FP17s for the same patient ID Re-attending between 3 & 9 months - Adults	428	746	57.4%	50.8%	53.0%	50.6%
% of FP17s for Band 1 Urgent Courses	50	863	5.8%	10.4%	9.2%	9.1%
% of FP17s Relating to Free Repair or Replacements	6	863	0.7%	0.9%	1.0%	0.8%
% of FP17s Relating to Continuations	2	863	0.2%	1.1%	1.2%	1.1%
% of Patients satisfied with the dentistry they have received	2	2	N/A	91.1%	91.6%	91.4%
% of Patients satisfied with the time they had to wait for an appointment	2	2	N/A	87.5%	88.1%	87.7%

* This is based on patients treated on this contract for their most recent course of treatment. Figures in italics indicate the base number of FP17s or Patient Questionnaire responses are less than 100. N/A is shown where the base number of responses is less than 10 during the period. % is calculated as Quantity/Base number*100

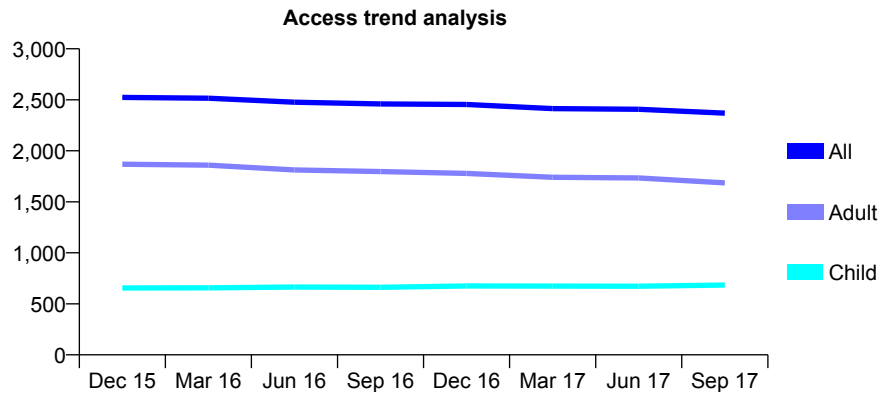
Q46 - Vital Signs At a Glance Contract Report for 358975/0001 - September 2017

Name or company name	MISS P STOREY
Contract type name	GDS Contract
Purpose of contract	General
Contract start date	06/05/2011
Contract end date	

17/18 Contracted general activity (UDA)	6,504
Carry forward general activity (UDA)	0
17/18 Contracted orthodontic activity (UOA)	0
Carry forward orthodontic activity (UOA)	0
Baseline contract value	£183,119.63

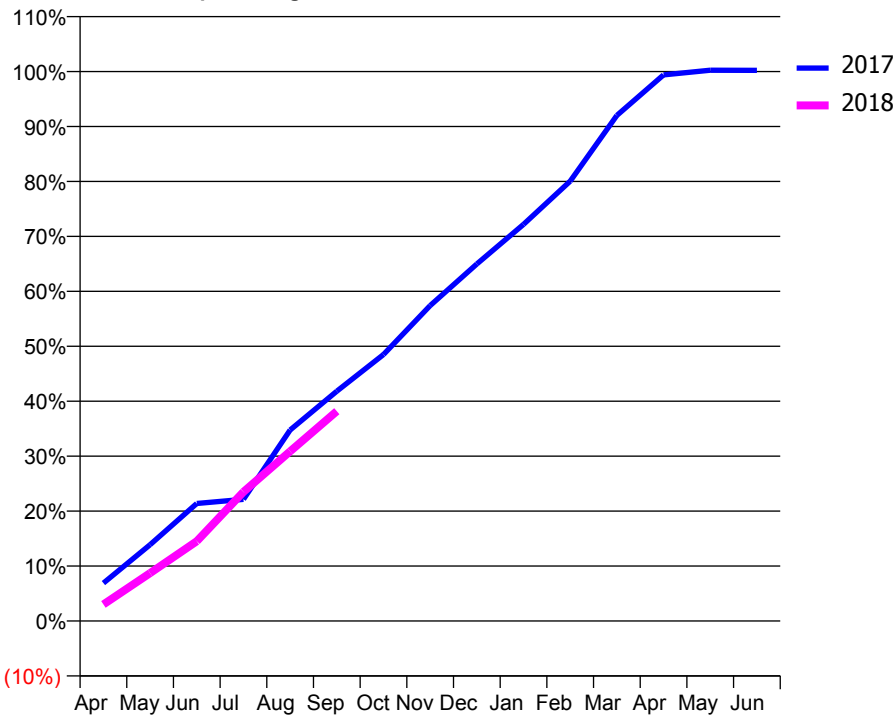
ACCESS*

Patients seen in 24 months	Total	Change since previous quarter
Quarter ending September 2016	2,459	
Quarter ending December 2016	2,454	→
Quarter ending March 2017	2,414	↓
Quarter ending June 2017	2,407	→
Quarter ending September 2017	2,369	↓
Variance since September 2016	(3.7%)	↓



ACTIVITY

Cumulative percentage of contracted UDA delivered 2017 & 2018



Month	Adjusted Scheduled Activity (UDA)	
	2017	2018
April	449	197
May	904	567
June	1,392	945
July	1,441	1,529
August	2,261	2,008
September	2,720	2,484
October	3,155	
November	3,733	
December	4,225	
January	4,695	
February	5,206	
March	5,985	
April	6,464	
May	6,519	
June	6,518	

QUALITY

	Quantity	Base Number	Contract	AT	Region	England
% of FP17s for the same patient ID Re-attending within 3 months - Children	27	481	5.6%	12.3%	12.8%	11.9%
% of FP17s for the same patient ID Re-attending within 3 months - Adults	173	1,270	13.6%	16.9%	16.5%	15.9%
% of FP17s for the same patient ID Re-attending between 3 & 9 months - Children	299	481	62.2%	57.6%	59.7%	58.1%
% of FP17s for the same patient ID Re-attending between 3 & 9 months - Adults	821	1,270	64.6%	50.8%	53.0%	50.6%
% of FP17s for Band 1 Urgent Courses	141	1,548	9.1%	10.4%	9.2%	9.1%
% of FP17s Relating to Free Repair or Replacements	10	1,548	0.6%	0.9%	1.0%	0.8%
% of FP17s Relating to Continuations	0	1,548	0.0%	1.1%	1.2%	1.1%
% of Patients satisfied with the dentistry they have received	1	1	N/A	91.1%	91.6%	91.4%
% of Patients satisfied with the time they had to wait for an appointment	1	1	N/A	87.5%	88.1%	87.7%

* This is based on patients treated on this contract for their most recent course of treatment. Figures in italics indicate the base number of FP17s or Patient Questionnaire responses are less than 100. N/A is shown where the base number of responses is less than 10 during the period. % is calculated as Quantity/Base number*100

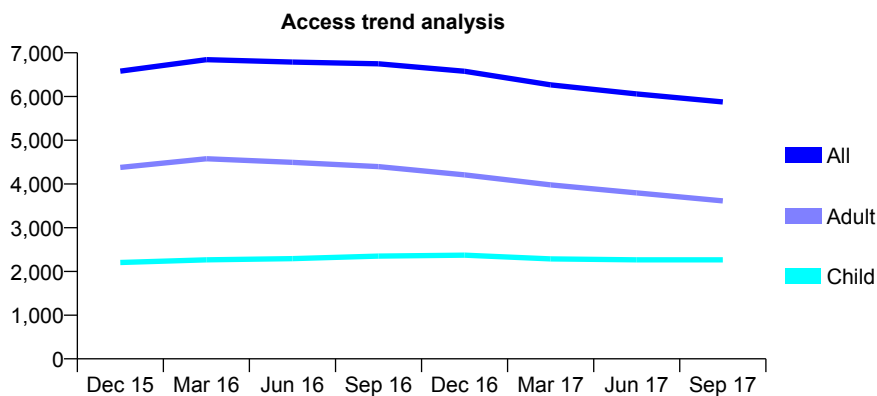
Q46 - Vital Signs At a Glance Contract Report for 367931/0001 - September 2017

Name or company name	MS T KHAN
Contract type name	GDS Contract
Purpose of contract	General
Contract start date	01/08/2007
Contract end date	

17/18 Contracted general activity (UDA)	15,309
Carry forward general activity (UDA)	0
17/18 Contracted orthodontic activity (UOA)	0
Carry forward orthodontic activity (UOA)	0
Baseline contract value	£429,479.18

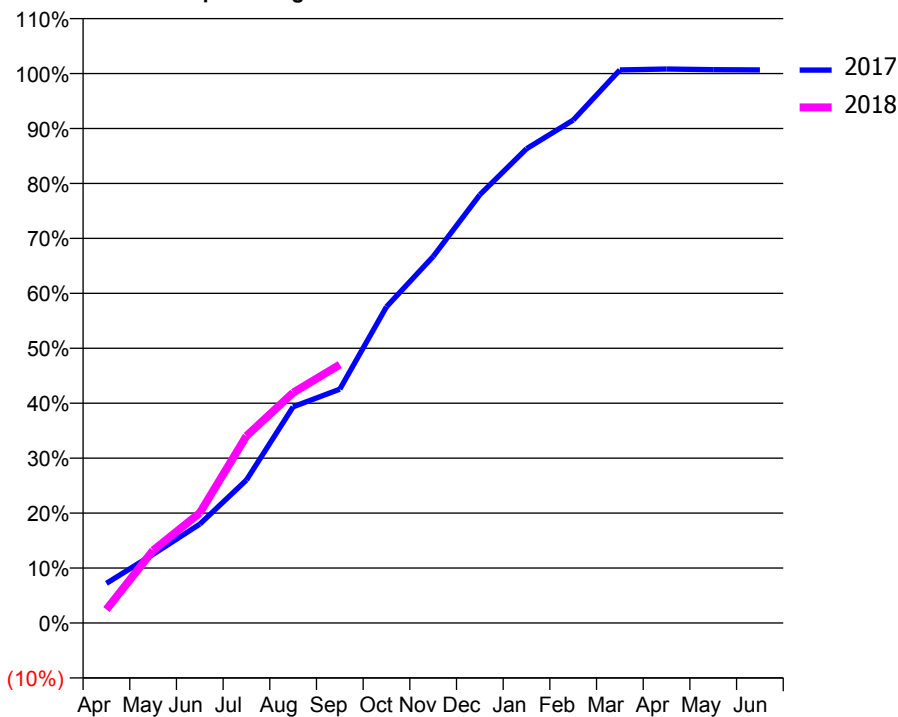
ACCESS*

Patients seen in 24 months	Total	Change since previous quarter
Quarter ending September 2016	6,748	
Quarter ending December 2016	6,579	↓
Quarter ending March 2017	6,265	↓
Quarter ending June 2017	6,059	↓
Quarter ending September 2017	5,876	↓
Variance since September 2016	(12.9%)	↓



ACTIVITY

Cumulative percentage of contracted UDA delivered 2017 & 2018



Month	Adjusted Scheduled Activity (UDA)	
	2017	2018
April	1,106	377
May	1,914	2,024
June	2,756	3,066
July	3,985	5,212
August	6,022	6,417
September	6,514	7,199
October	8,810	
November	10,211	
December	11,931	
January	13,211	
February	14,010	
March	15,410	
April	15,433	
May	15,415	
June	15,409	

QUALITY

	Quantity	Base Number	Contract	AT	Region	England
% of FP17s for the same patient ID Re-attending within 3 months - Children	102	1,196	8.5%	12.3%	12.8%	11.9%
% of FP17s for the same patient ID Re-attending within 3 months - Adults	336	1,974	17.0%	16.9%	16.5%	15.9%
% of FP17s for the same patient ID Re-attending between 3 & 9 months - Children	525	1,196	43.9%	57.6%	59.7%	58.1%
% of FP17s for the same patient ID Re-attending between 3 & 9 months - Adults	897	1,974	45.4%	50.8%	53.0%	50.6%
% of FP17s for Band 1 Urgent Courses	431	3,167	13.6%	10.4%	9.2%	9.1%
% of FP17s Relating to Free Repair or Replacements	44	3,167	1.4%	0.9%	1.0%	0.8%
% of FP17s Relating to Continuations	17	3,167	0.5%	1.1%	1.2%	1.1%
% of Patients satisfied with the dentistry they have received	3	3	N/A	91.1%	91.6%	91.4%
% of Patients satisfied with the time they had to wait for an appointment	2	3	N/A	87.5%	88.1%	87.7%

* This is based on patients treated on this contract for their most recent course of treatment. Figures in italics indicate the base number of FP17s or Patient Questionnaire responses are less than 100. N/A is shown where the base number of responses is less than 10 during the period. % is calculated as Quantity/Base number*100

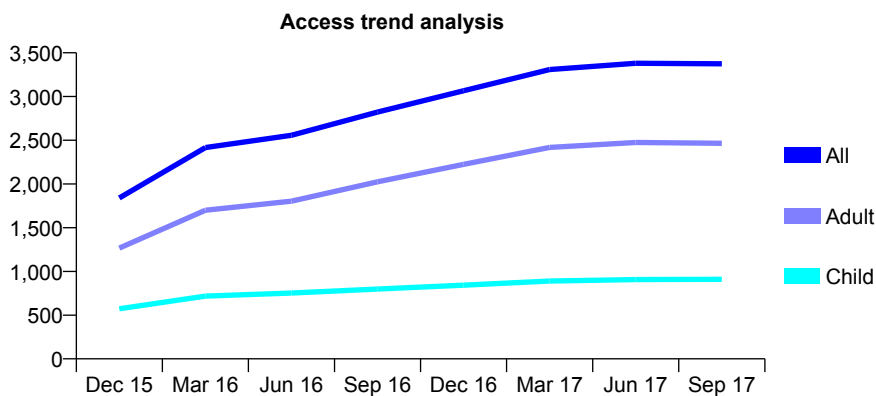
Q46 - Vital Signs At a Glance Contract Report for 367931/0003 - September 2017

Name or company name	MS T KHAN
Contract type name	GDS Contract
Purpose of contract	General
Contract start date	01/06/2015
Contract end date	

17/18 Contracted general activity (UDA)	8,521
Carry forward general activity (UDA)	0
17/18 Contracted orthodontic activity (UOA)	0
Carry forward orthodontic activity (UOA)	0
Baseline contract value	£208,598.64

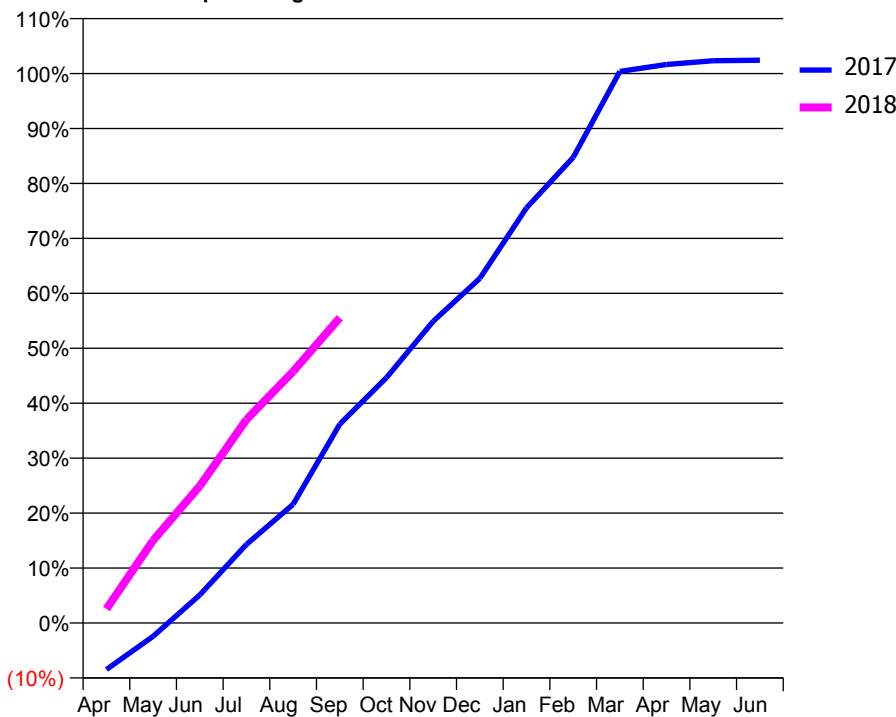
ACCESS*

Patients seen in 24 months	Total	Change since previous quarter
Quarter ending September 2016	2,822	
Quarter ending December 2016	3,066	↑
Quarter ending March 2017	3,308	↑
Quarter ending June 2017	3,381	↑
Quarter ending September 2017	3,374	→
Variance since September 2016	19.6%	↑



ACTIVITY

Cumulative percentage of contracted UDA delivered 2017 & 2018



Month	Adjusted Scheduled Activity (UDA)	
	2017	2018
April	-723	219
May	-207	1,280
June	435	2,125
July	1,219	3,155
August	1,842	3,900
September	3,085	4,733
October	3,806	
November	4,679	
December	5,344	
January	6,438	
February	7,220	
March	8,553	
April	8,661	
May	8,719	
June	8,727	

QUALITY

	Quantity	Base Number	Contract	AT	Region	England
% of FP17s for the same patient ID Re-attending within 3 months - Children	39	575	6.8%	12.3%	12.8%	11.9%
% of FP17s for the same patient ID Re-attending within 3 months - Adults	273	1,665	16.4%	16.9%	16.5%	15.9%
% of FP17s for the same patient ID Re-attending between 3 & 9 months - Children	288	575	50.1%	57.6%	59.7%	58.1%
% of FP17s for the same patient ID Re-attending between 3 & 9 months - Adults	877	1,665	52.7%	50.8%	53.0%	50.6%
% of FP17s for Band 1 Urgent Courses	148	2,157	6.9%	10.4%	9.2%	9.1%
% of FP17s Relating to Free Repair or Replacements	28	2,157	1.3%	0.9%	1.0%	0.8%
% of FP17s Relating to Continuations	4	2,157	0.2%	1.1%	1.2%	1.1%
% of Patients satisfied with the dentistry they have received	2	2	N/A	91.1%	91.6%	91.4%
% of Patients satisfied with the time they had to wait for an appointment	2	2	N/A	87.5%	88.1%	87.7%

* This is based on patients treated on this contract for their most recent course of treatment. Figures in italics indicate the base number of FP17s or Patient Questionnaire responses are less than 100. N/A is shown where the base number of responses is less than 10 during the period. % is calculated as Quantity/Base number*100

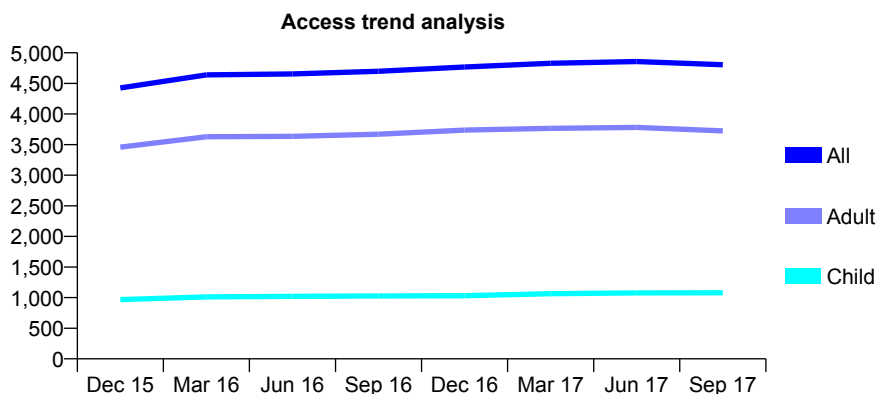
Q46 - Vital Signs At a Glance Contract Report for 383392/0001 - September 2017

Name or company name	MR BS GREWAL
Contract type name	GDS Contract
Purpose of contract	General
Contract start date	01/09/2013
Contract end date	

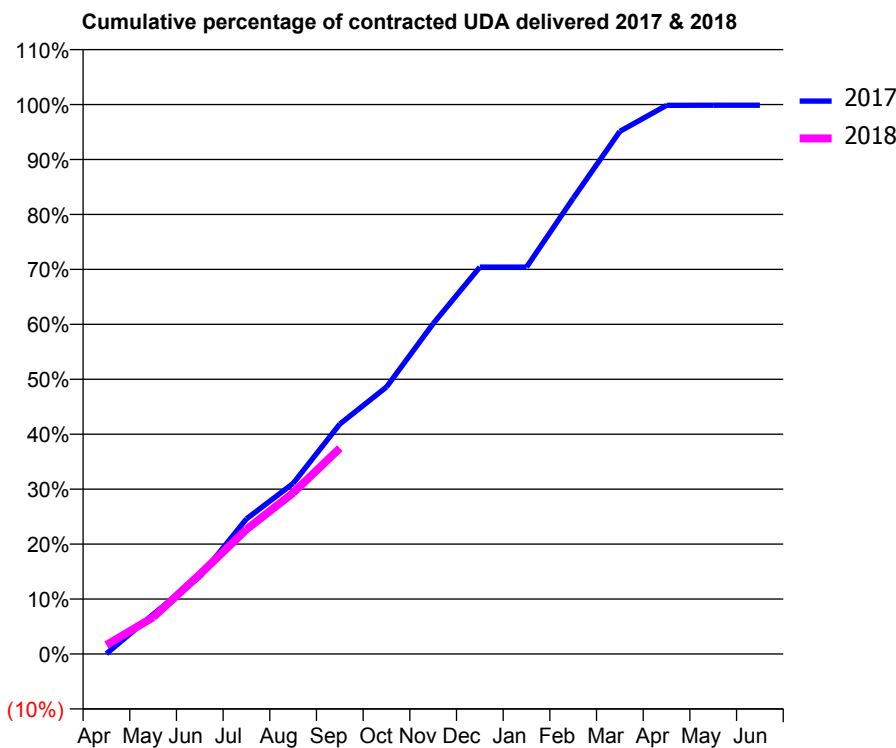
17/18 Contracted general activity (UDA)	11,195
Carry forward general activity (UDA)	0
17/18 Contracted orthodontic activity (UOA)	0
Carry forward orthodontic activity (UOA)	0
Baseline contract value	£394,513.17

ACCESS*

Patients seen in 24 months	Total	Change since previous quarter
Quarter ending September 2016	4,698	
Quarter ending December 2016	4,768	→
Quarter ending March 2017	4,830	→
Quarter ending June 2017	4,858	→
Quarter ending September 2017	4,805	↓
Variance since September 2016	2.3%	↑



ACTIVITY



Month	Adjusted Scheduled Activity (UDA)	
	2017	2018
April	7	182
May	808	748
June	1,577	1,623
July	2,752	2,537
August	3,475	3,283
September	4,685	4,193
October	5,440	
November	6,732	
December	7,883	
January	7,883	
February	9,284	
March	10,649	
April	11,178	
May	11,181	
June	11,181	

QUALITY

	Quantity	Base Number	Contract	AT	Region	England
% of FP17s for the same patient ID Re-attending within 3 months - Children	52	815	6.4%	12.3%	12.8%	11.9%
% of FP17s for the same patient ID Re-attending within 3 months - Adults	260	2,385	10.9%	16.9%	16.5%	15.9%
% of FP17s for the same patient ID Re-attending between 3 & 9 months - Children	517	815	63.4%	57.6%	59.7%	58.1%
% of FP17s for the same patient ID Re-attending between 3 & 9 months - Adults	1,462	2,385	61.3%	50.8%	53.0%	50.6%
% of FP17s for Band 1 Urgent Courses	147	2,593	5.7%	10.4%	9.2%	9.1%
% of FP17s Relating to Free Repair or Replacements	11	2,593	0.4%	0.9%	1.0%	0.8%
% of FP17s Relating to Continuations	3	2,593	0.1%	1.1%	1.2%	1.1%
% of Patients satisfied with the dentistry they have received	2	3	N/A	91.1%	91.6%	91.4%
% of Patients satisfied with the time they had to wait for an appointment	2	3	N/A	87.5%	88.1%	87.7%

* This is based on patients treated on this contract for their most recent course of treatment. Figures in italics indicate the base number of FP17s or Patient Questionnaire responses are less than 100. N/A is shown where the base number of responses is less than 10 during the period. % is calculated as Quantity/Base number*100

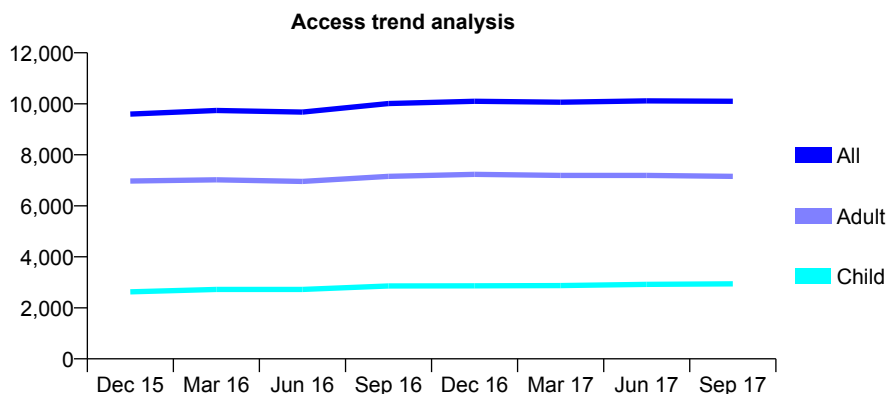
Q46 - Vital Signs At a Glance Contract Report for 392286/0003 - September 2017

Name or company name	MR HL SHOWMAN
Contract type name	GDS Contract
Purpose of contract	General
Contract start date	04/06/2012
Contract end date	

17/18 Contracted general activity (UDA)	30,792
Carry forward general activity (UDA)	0
17/18 Contracted orthodontic activity (UOA)	0
Carry forward orthodontic activity (UOA)	0
Baseline contract value	£835,011.89

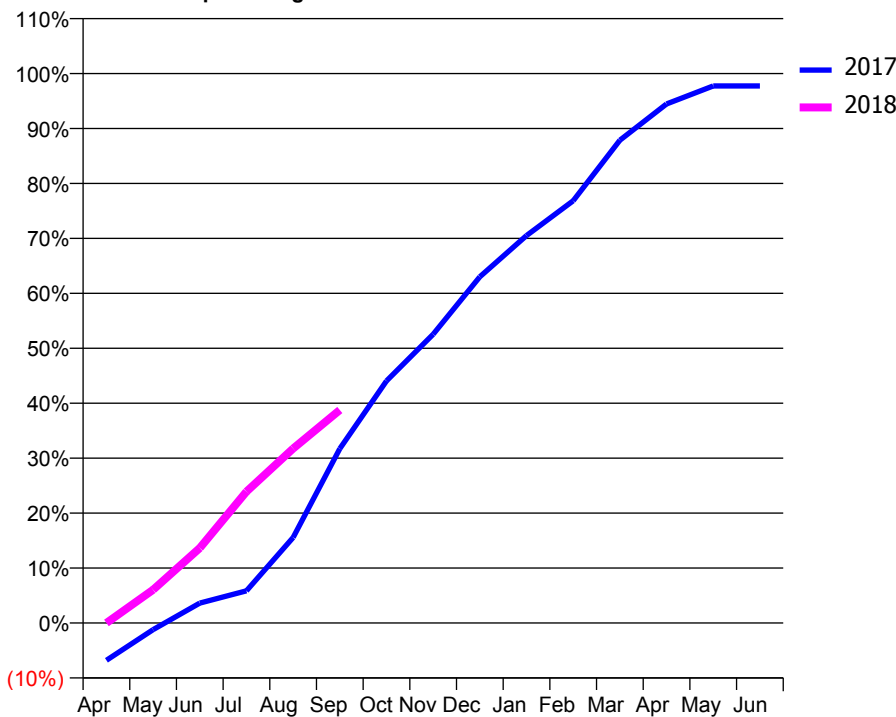
ACCESS*

Patients seen in 24 months	Total	Change since previous quarter
Quarter ending September 2016	10,012	
Quarter ending December 2016	10,098	→
Quarter ending March 2017	10,063	→
Quarter ending June 2017	10,114	→
Quarter ending September 2017	10,098	→
Variance since September 2016	0.9%	→



ACTIVITY

Cumulative percentage of contracted UDA delivered 2017 & 2018



Adjusted Scheduled Activity (UDA)

Month	2017	2018
April	-2,099	0
May	-374	1,867
June	1,120	4,206
July	1,802	7,365
August	4,790	9,775
September	9,769	11,934
October	13,564	
November	16,183	
December	19,405	
January	21,708	
February	23,661	
March	27,053	
April	29,084	
May	30,093	
June	30,096	

QUALITY

	Quantity	Base Number	Contract	AT	Region	England
% of FP17s for the same patient ID Re-attending within 3 months - Children	107	1,716	6.2%	12.3%	12.8%	11.9%
% of FP17s for the same patient ID Re-attending within 3 months - Adults	491	3,805	12.9%	16.9%	16.5%	15.9%
% of FP17s for the same patient ID Re-attending between 3 & 9 months - Children	826	1,716	48.1%	57.6%	59.7%	58.1%
% of FP17s for the same patient ID Re-attending between 3 & 9 months - Adults	1,642	3,805	43.2%	50.8%	53.0%	50.6%
% of FP17s for Band 1 Urgent Courses	409	4,509	9.1%	10.4%	9.2%	9.1%
% of FP17s Relating to Free Repair or Replacements	47	4,509	1.0%	0.9%	1.0%	0.8%
% of FP17s Relating to Continuations	36	4,509	0.8%	1.1%	1.2%	1.1%
% of Patients satisfied with the dentistry they have received	12	13	92.3%	91.1%	91.6%	91.4%
% of Patients satisfied with the time they had to wait for an appointment	12	13	92.3%	87.5%	88.1%	87.7%

* This is based on patients treated on this contract for their most recent course of treatment. Figures in italics indicate the base number of FP17s or Patient Questionnaire responses are less than 100. N/A is shown where the base number of responses is less than 10 during the period. % is calculated as Quantity/Base number*100

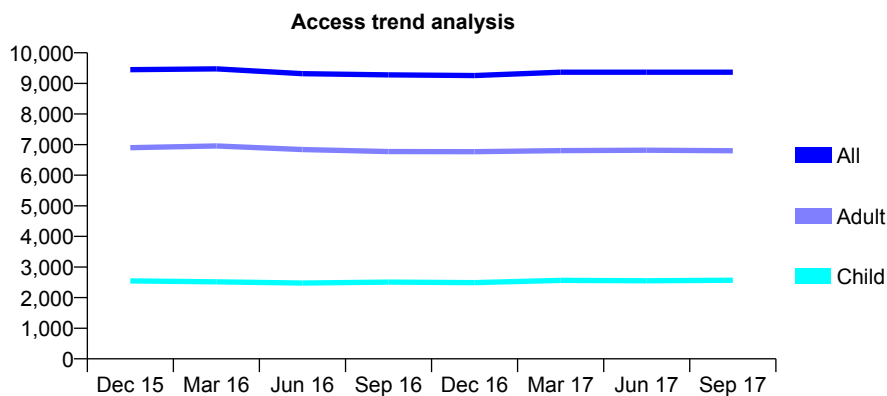
Q46 - Vital Signs At a Glance Contract Report for 392286/0004 - September 2017

Name or company name	MR HL SHOWMAN
Contract type name	GDS Contract
Purpose of contract	General
Contract start date	04/06/2012
Contract end date	

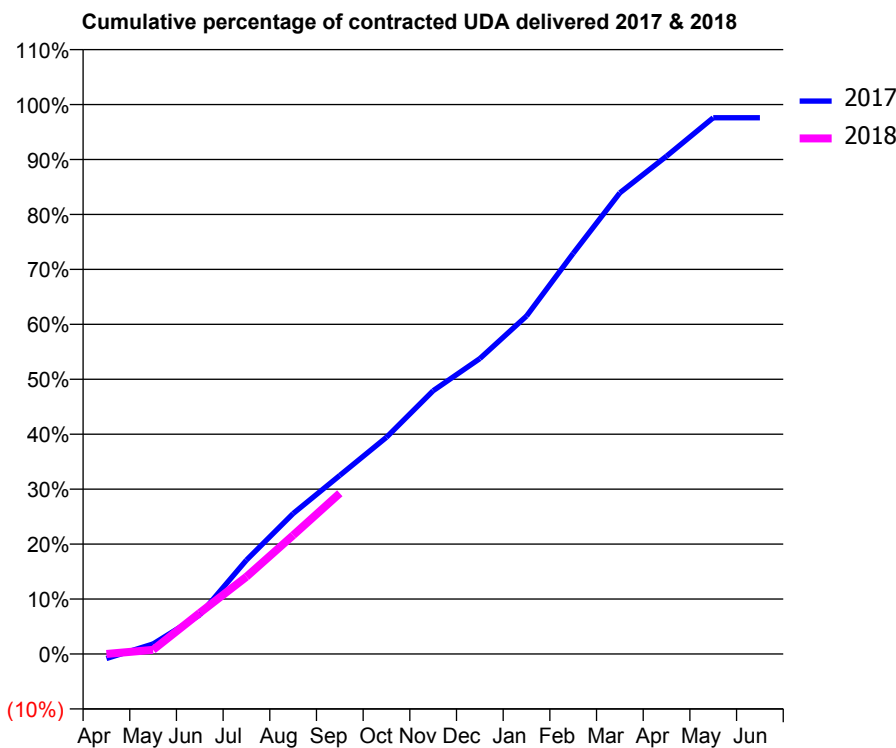
17/18 Contracted general activity (UDA)	29,530
Carry forward general activity (UDA)	0
17/18 Contracted orthodontic activity (UOA)	0
Carry forward orthodontic activity (UOA)	0
Baseline contract value	£831,004.31

ACCESS*

Patients seen in 24 months	Total	Change since previous quarter
Quarter ending September 2016	9,278	
Quarter ending December 2016	9,258	→
Quarter ending March 2017	9,367	→
Quarter ending June 2017	9,368	→
Quarter ending September 2017	9,368	→
Variance since September 2016	1.0%	→



ACTIVITY



Month	Adjusted Scheduled Activity (UDA)	
	2017	2018
April	-247	2
May	542	229
June	2,103	2,211
July	5,046	4,155
August	7,550	6,378
September	9,599	8,641
October	11,647	
November	14,148	
December	15,876	
January	18,165	
February	21,533	
March	24,781	
April	26,756	
May	28,817	
June	28,821	

QUALITY

	Quantity	Base Number	Contract	AT	Region	England
% of FP17s for the same patient ID Re-attending within 3 months - Children	72	1,122	6.4%	12.3%	12.8%	11.9%
% of FP17s for the same patient ID Re-attending within 3 months - Adults	429	3,574	12.0%	16.9%	16.5%	15.9%
% of FP17s for the same patient ID Re-attending between 3 & 9 months - Children	520	1,122	46.3%	57.6%	59.7%	58.1%
% of FP17s for the same patient ID Re-attending between 3 & 9 months - Adults	1,373	3,574	38.4%	50.8%	53.0%	50.6%
% of FP17s for Band 1 Urgent Courses	348	3,182	10.9%	10.4%	9.2%	9.1%
% of FP17s Relating to Free Repair or Replacements	18	3,182	0.6%	0.9%	1.0%	0.8%
% of FP17s Relating to Continuations	90	3,182	2.8%	1.1%	1.2%	1.1%
% of Patients satisfied with the dentistry they have received	3	3	N/A	91.1%	91.6%	91.4%
% of Patients satisfied with the time they had to wait for an appointment	3	3	N/A	87.5%	88.1%	87.7%

* This is based on patients treated on this contract for their most recent course of treatment. Figures in italics indicate the base number of FP17s or Patient Questionnaire responses are less than 100. N/A is shown where the base number of responses is less than 10 during the period. % is calculated as Quantity/Base number*100

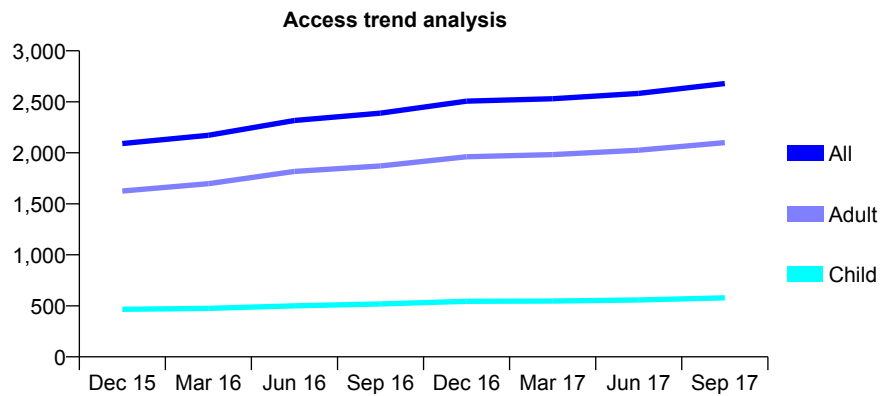
Q46 - Vital Signs At a Glance Contract Report for 398144/0001 - September 2017

Name or company name	Mr G Harper
Contract type name	GDS Contract
Purpose of contract	General
Contract start date	16/01/2015
Contract end date	

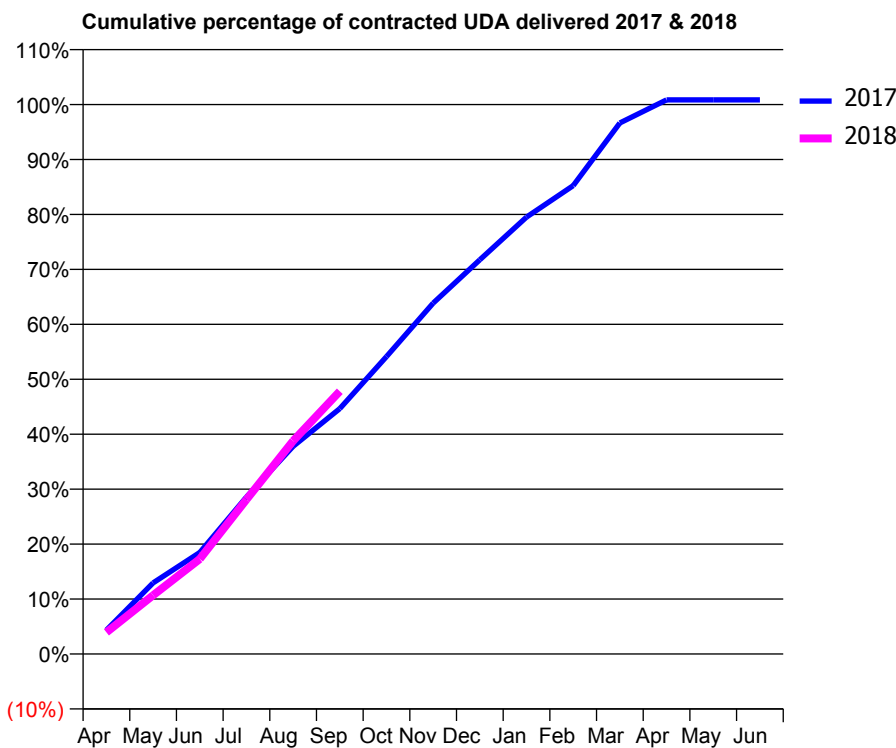
17/18 Contracted general activity (UDA)	6,319
Carry forward general activity (UDA)	0
17/18 Contracted orthodontic activity (UOA)	0
Carry forward orthodontic activity (UOA)	0
Baseline contract value	£177,072.15

ACCESS*

Patients seen in 24 months	Total	Change since previous quarter
Quarter ending September 2016	2,389	
Quarter ending December 2016	2,507	↑
Quarter ending March 2017	2,530	→
Quarter ending June 2017	2,583	↑
Quarter ending September 2017	2,679	↑
Variance since September 2016	12.1%	↑



ACTIVITY



Month	Adjusted Scheduled Activity (UDA)	
	2017	2018
April	276	250
May	818	676
June	1,168	1,093
July	1,806	1,777
August	2,389	2,451
September	2,822	3,021
October	3,420	
November	4,035	
December	4,534	
January	5,024	
February	5,386	
March	6,106	
April	6,372	
May	6,372	
June	6,372	

QUALITY

	Quantity	Base Number	Contract	AT	Region	England
% of FP17s for the same patient ID Re-attending within 3 months - Children	35	504	6.9%	12.3%	12.8%	11.9%
% of FP17s for the same patient ID Re-attending within 3 months - Adults	228	1,682	13.6%	16.9%	16.5%	15.9%
% of FP17s for the same patient ID Re-attending between 3 & 9 months - Children	303	504	60.1%	57.6%	59.7%	58.1%
% of FP17s for the same patient ID Re-attending between 3 & 9 months - Adults	958	1,682	57.0%	50.8%	53.0%	50.6%
% of FP17s for Band 1 Urgent Courses	96	1,602	6.0%	10.4%	9.2%	9.1%
% of FP17s Relating to Free Repair or Replacements	20	1,602	1.2%	0.9%	1.0%	0.8%
% of FP17s Relating to Continuations	16	1,602	1.0%	1.1%	1.2%	1.1%
% of Patients satisfied with the dentistry they have received	3	3	N/A	91.1%	91.6%	91.4%
% of Patients satisfied with the time they had to wait for an appointment	3	3	N/A	87.5%	88.1%	87.7%

* This is based on patients treated on this contract for their most recent course of treatment. Figures in italics indicate the base number of FP17s or Patient Questionnaire responses are less than 100. N/A is shown where the base number of responses is less than 10 during the period. % is calculated as Quantity/Base number*100

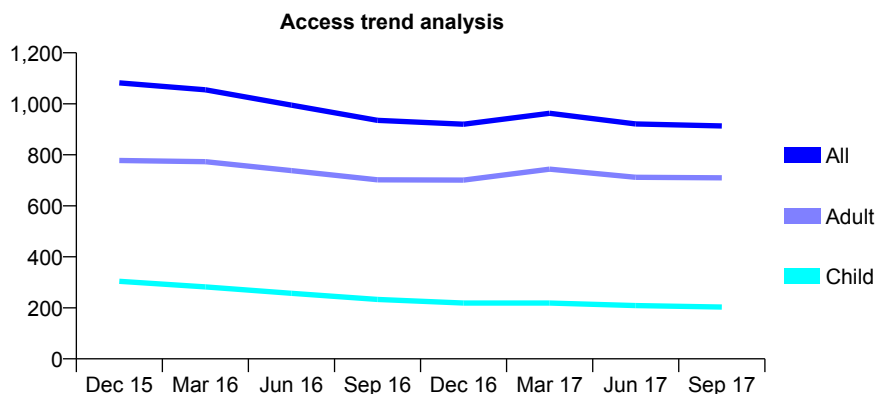
Q46 - Vital Signs At a Glance Contract Report for 560197/0003 - September 2017

Name or company name	MR GT PHILOBBOS
Contract type name	GDS Contract
Purpose of contract	General
Contract start date	14/07/2008
Contract end date	

17/18 Contracted general activity (UDA)	4,314
Carry forward general activity (UDA)	0
17/18 Contracted orthodontic activity (UOA)	0
Carry forward orthodontic activity (UOA)	0
Baseline contract value	£121,278.66

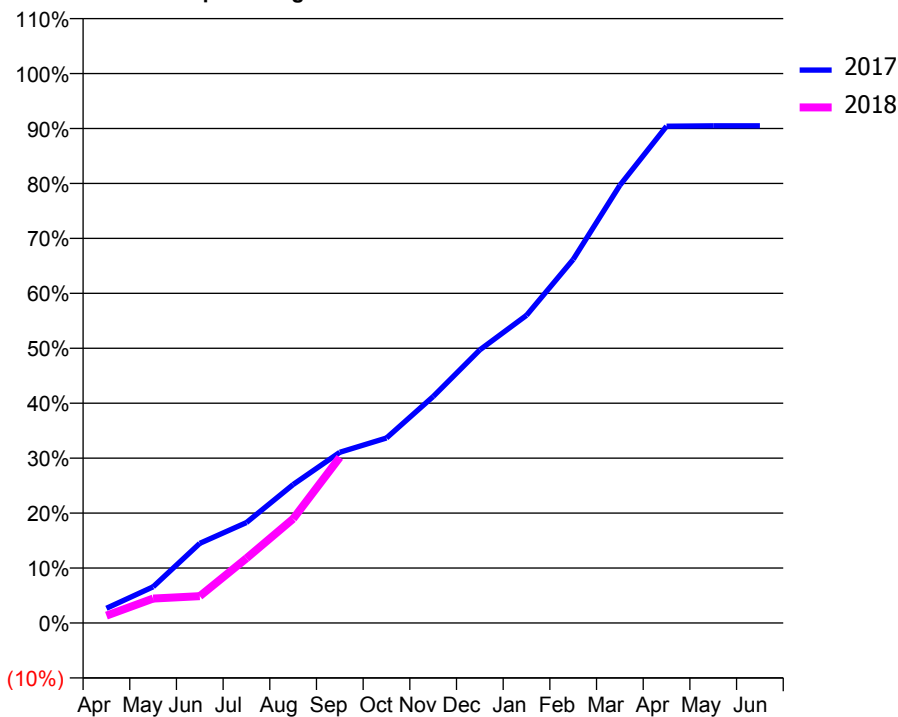
ACCESS*

Patients seen in 24 months	Total	Change since previous quarter
Quarter ending September 2016	935	
Quarter ending December 2016	920	↓
Quarter ending March 2017	963	↑
Quarter ending June 2017	921	↓
Quarter ending September 2017	913	→
Variance since September 2016	(2.4%)	↓



ACTIVITY

Cumulative percentage of contracted UDA delivered 2017 & 2018



Adjusted Scheduled Activity (UDA)

Month	2017	2018
April	116	58
May	284	192
June	626	211
July	789	508
August	1,087	818
September	1,341	1,301
October	1,452	
November	1,779	
December	2,145	
January	2,415	
February	2,854	
March	3,436	
April	3,900	
May	3,903	
June	3,903	

QUALITY

	Quantity	Base Number	Contract	AT	Region	England
% of FP17s for the same patient ID Re-attending within 3 months - Children	10	128	7.8%	12.3%	12.8%	11.9%
% of FP17s for the same patient ID Re-attending within 3 months - Adults	62	408	15.2%	16.9%	16.5%	15.9%
% of FP17s for the same patient ID Re-attending between 3 & 9 months - Children	53	128	41.4%	57.6%	59.7%	58.1%
% of FP17s for the same patient ID Re-attending between 3 & 9 months - Adults	178	408	43.6%	50.8%	53.0%	50.6%
% of FP17s for Band 1 Urgent Courses	34	433	7.9%	10.4%	9.2%	9.1%
% of FP17s Relating to Free Repair or Replacements	0	433	0.0%	0.9%	1.0%	0.8%
% of FP17s Relating to Continuations	10	433	2.3%	1.1%	1.2%	1.1%
% of Patients satisfied with the dentistry they have received	2	2	N/A	91.1%	91.6%	91.4%
% of Patients satisfied with the time they had to wait for an appointment	2	2	N/A	87.5%	88.1%	87.7%

* This is based on patients treated on this contract for their most recent course of treatment. Figures in italics indicate the base number of FP17s or Patient Questionnaire responses are less than 100. N/A is shown where the base number of responses is less than 10 during the period. % is calculated as Quantity/Base number*100

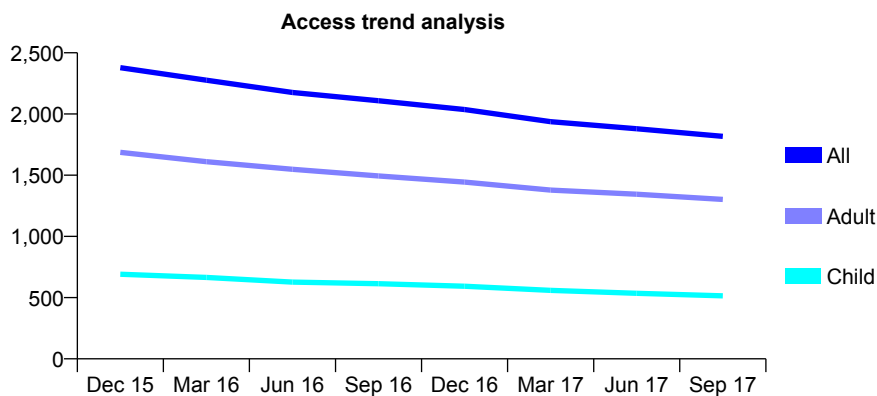
Q46 - Vital Signs At a Glance Contract Report for 565121/0001 - September 2017

Name or company name	MR C POTTS
Contract type name	GDS Contract
Purpose of contract	General
Contract start date	01/04/2006
Contract end date	

17/18 Contracted general activity (UDA)	8,118
Carry forward general activity (UDA)	0
17/18 Contracted orthodontic activity (UOA)	0
Carry forward orthodontic activity (UOA)	0
Baseline contract value	£267,783.18

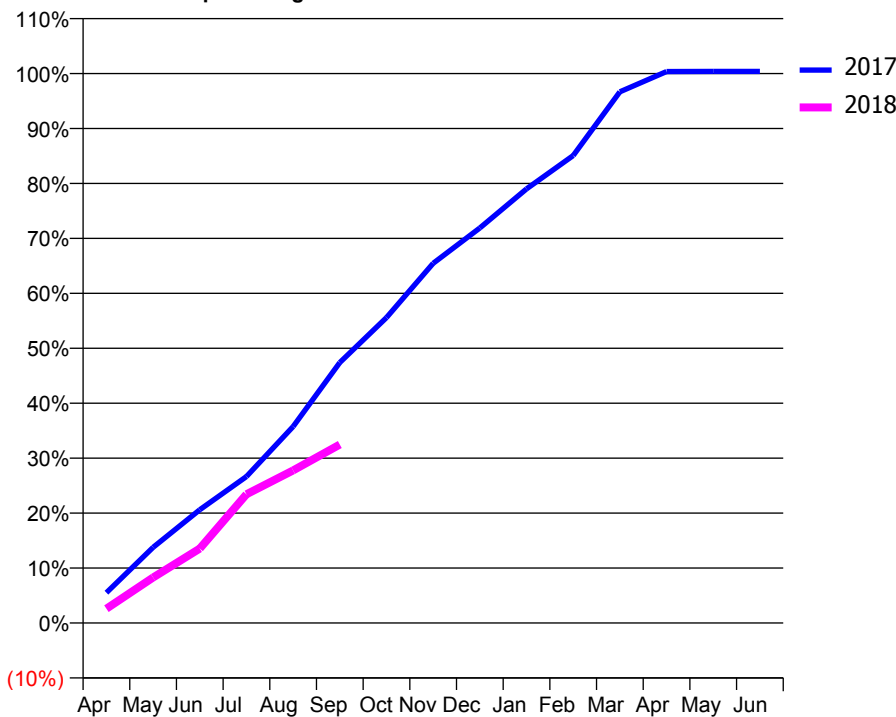
ACCESS*

Patients seen in 24 months	Total	Change since previous quarter
Quarter ending September 2016	2,108	
Quarter ending December 2016	2,037	↓
Quarter ending March 2017	1,937	↓
Quarter ending June 2017	1,880	↓
Quarter ending September 2017	1,817	↓
Variance since September 2016	(13.8%)	↓



ACTIVITY

Cumulative percentage of contracted UDA delivered 2017 & 2018



Month	Adjusted Scheduled Activity (UDA)	
	2017	2018
April	449	212
May	1,118	673
June	1,674	1,100
July	2,164	1,902
August	2,903	2,254
September	3,849	2,638
October	4,513	
November	5,314	
December	5,836	
January	6,412	
February	6,905	
March	7,848	
April	8,148	
May	8,149	
June	8,149	

QUALITY

	Quantity	Base Number	Contract	AT	Region	England
% of FP17s for the same patient ID Re-attending within 3 months - Children	49	482	10.2%	12.3%	12.8%	11.9%
% of FP17s for the same patient ID Re-attending within 3 months - Adults	164	1,119	14.7%	16.9%	16.5%	15.9%
% of FP17s for the same patient ID Re-attending between 3 & 9 months - Children	385	482	79.9%	57.6%	59.7%	58.1%
% of FP17s for the same patient ID Re-attending between 3 & 9 months - Adults	840	1,119	75.1%	50.8%	53.0%	50.6%
% of FP17s for Band 1 Urgent Courses	78	1,466	5.3%	10.4%	9.2%	9.1%
% of FP17s Relating to Free Repair or Replacements	9	1,466	0.6%	0.9%	1.0%	0.8%
% of FP17s Relating to Continuations	3	1,466	0.2%	1.1%	1.2%	1.1%
% of Patients satisfied with the dentistry they have received	3	3	N/A	91.1%	91.6%	91.4%
% of Patients satisfied with the time they had to wait for an appointment	3	3	N/A	87.5%	88.1%	87.7%

* This is based on patients treated on this contract for their most recent course of treatment. Figures in italics indicate the base number of FP17s or Patient Questionnaire responses are less than 100. N/A is shown where the base number of responses is less than 10 during the period. % is calculated as Quantity/Base number*100

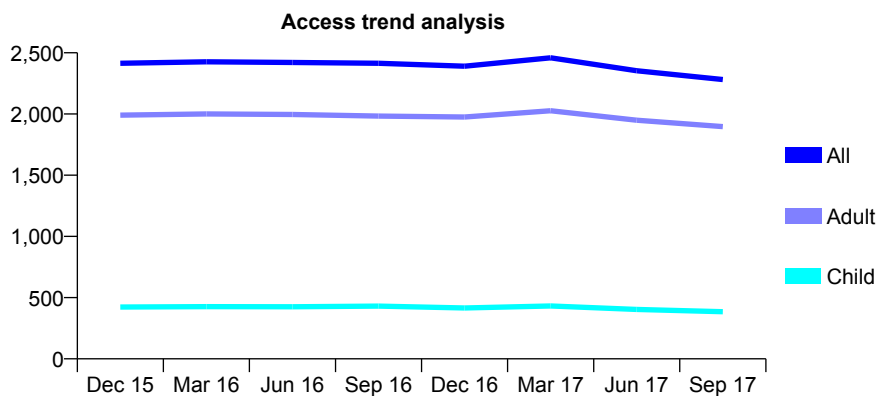
Q46 - Vital Signs At a Glance Contract Report for 566896/0001 - September 2017

Name or company name	Heyside Dental Practice Partnership
Contract type name	GDS Contract
Purpose of contract	General
Contract start date	01/04/2006
Contract end date	

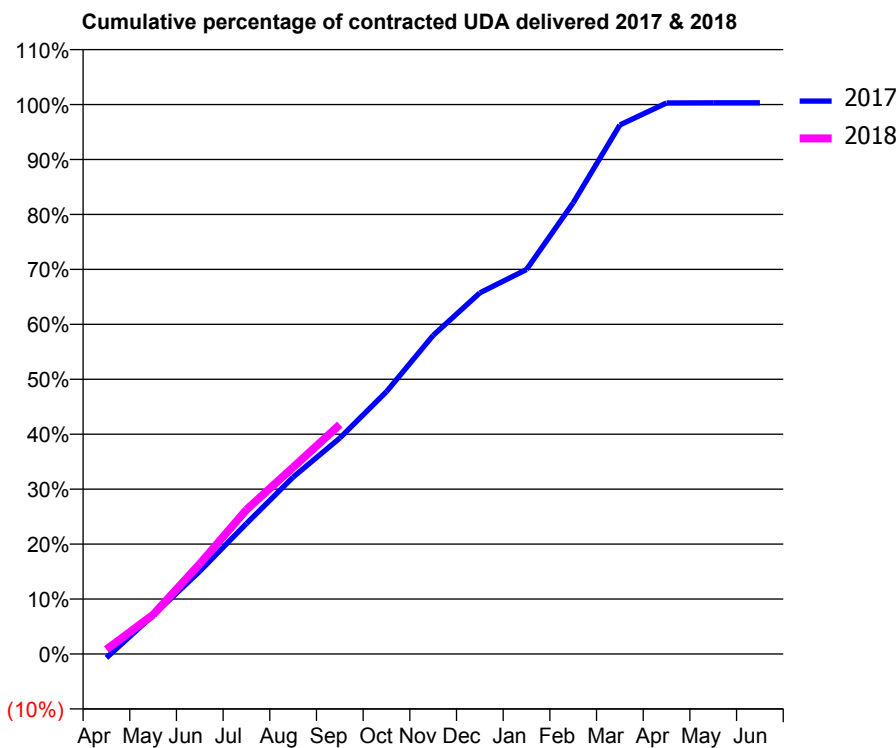
17/18 Contracted general activity (UDA)	7,830
Carry forward general activity (UDA)	0
17/18 Contracted orthodontic activity (UOA)	0
Carry forward orthodontic activity (UOA)	0
Baseline contract value	£212,324.77

ACCESS*

Patients seen in 24 months	Total	Change since previous quarter
Quarter ending September 2016	2,414	
Quarter ending December 2016	2,391	→
Quarter ending March 2017	2,459	↑
Quarter ending June 2017	2,353	↓
Quarter ending September 2017	2,282	↓
Variance since September 2016	(5.5%)	↓



ACTIVITY



Month	Adjusted Scheduled Activity (UDA)	
	2017	2018
April	-56	66
May	552	560
June	1,178	1,286
July	1,859	2,057
August	2,521	2,661
September	3,076	3,270
October	3,738	
November	4,541	
December	5,147	
January	5,479	
February	6,429	
March	7,539	
April	7,852	
May	7,855	
June	7,855	

QUALITY

	Quantity	Base Number	Contract	AT	Region	England
% of FP17s for the same patient ID Re-attending within 3 months - Children	13	319	4.1%	12.3%	12.8%	11.9%
% of FP17s for the same patient ID Re-attending within 3 months - Adults	129	1,385	9.3%	16.9%	16.5%	15.9%
% of FP17s for the same patient ID Re-attending between 3 & 9 months - Children	201	319	63.0%	57.6%	59.7%	58.1%
% of FP17s for the same patient ID Re-attending between 3 & 9 months - Adults	799	1,385	57.7%	50.8%	53.0%	50.6%
% of FP17s for Band 1 Urgent Courses	38	1,592	2.4%	10.4%	9.2%	9.1%
% of FP17s Relating to Free Repair or Replacements	6	1,592	0.4%	0.9%	1.0%	0.8%
% of FP17s Relating to Continuations	7	1,592	0.4%	1.1%	1.2%	1.1%
% of Patients satisfied with the dentistry they have received	4	4	N/A	91.1%	91.6%	91.4%
% of Patients satisfied with the time they had to wait for an appointment	4	4	N/A	87.5%	88.1%	87.7%

* This is based on patients treated on this contract for their most recent course of treatment. Figures in italics indicate the base number of FP17s or Patient Questionnaire responses are less than 100. N/A is shown where the base number of responses is less than 10 during the period. % is calculated as Quantity/Base number*100

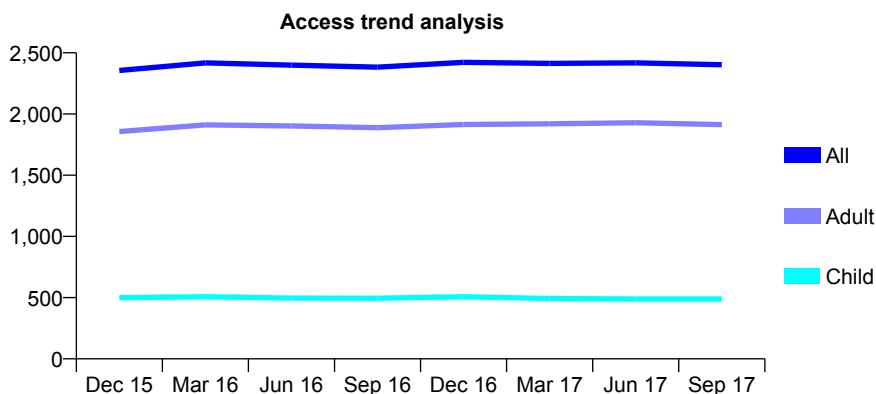
Q46 - Vital Signs At a Glance Contract Report for 567450/0002 - September 2017

Name or company name	MR NV CARROLL
Contract type name	GDS Contract
Purpose of contract	General
Contract start date	01/04/2006
Contract end date	

17/18 Contracted general activity (UDA)	6,150
Carry forward general activity (UDA)	0
17/18 Contracted orthodontic activity (UOA)	0
Carry forward orthodontic activity (UOA)	0
Baseline contract value	£152,064.62

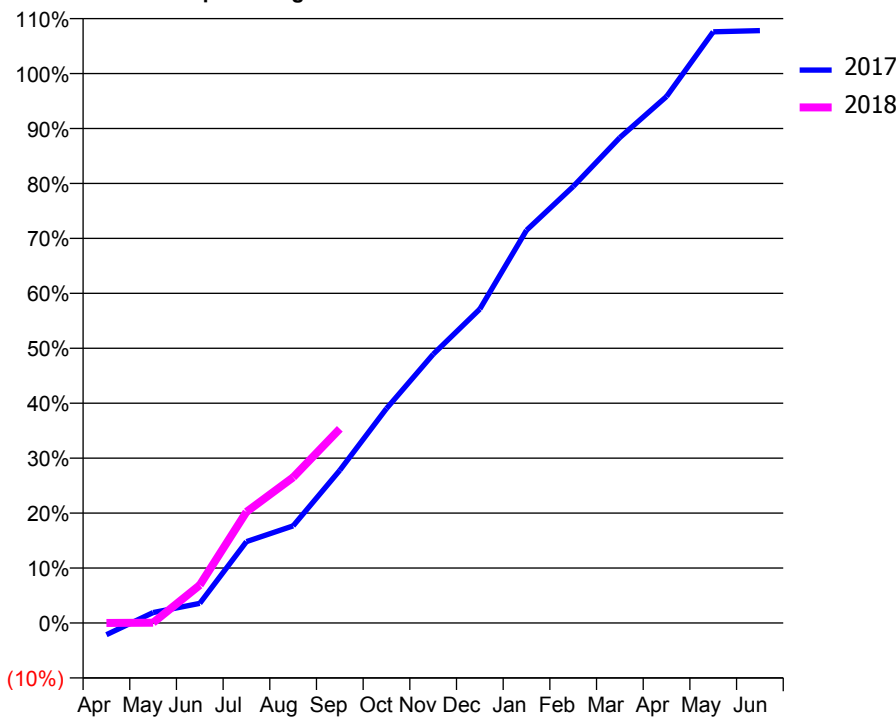
ACCESS*

Patients seen in 24 months	Total	Change since previous quarter
Quarter ending September 2016	2,383	
Quarter ending December 2016	2,422	→
Quarter ending March 2017	2,413	→
Quarter ending June 2017	2,418	→
Quarter ending September 2017	2,402	→
Variance since September 2016	0.8%	→



ACTIVITY

Cumulative percentage of contracted UDA delivered 2017 & 2018



Month	Adjusted Scheduled Activity (UDA)	
	2017	2018
April	-132	0
May	118	4
June	220	424
July	911	1,244
August	1,087	1,630
September	1,710	2,173
October	2,400	
November	3,008	
December	3,514	
January	4,395	
February	4,886	
March	5,433	
April	5,893	
May	6,616	
June	6,630	

QUALITY

	Quantity	Base Number	Contract	AT	Region	England
% of FP17s for the same patient ID Re-attending within 3 months - Children	13	340	3.8%	12.3%	12.8%	11.9%
% of FP17s for the same patient ID Re-attending within 3 months - Adults	116	1,278	9.1%	16.9%	16.5%	15.9%
% of FP17s for the same patient ID Re-attending between 3 & 9 months - Children	182	340	53.5%	57.6%	59.7%	58.1%
% of FP17s for the same patient ID Re-attending between 3 & 9 months - Adults	779	1,278	61.0%	50.8%	53.0%	50.6%
% of FP17s for Band 1 Urgent Courses	41	1,106	3.7%	10.4%	9.2%	9.1%
% of FP17s Relating to Free Repair or Replacements	4	1,106	0.4%	0.9%	1.0%	0.8%
% of FP17s Relating to Continuations	1	1,106	0.1%	1.1%	1.2%	1.1%
% of Patients satisfied with the dentistry they have received	4	4	N/A	91.1%	91.6%	91.4%
% of Patients satisfied with the time they had to wait for an appointment	4	4	N/A	87.5%	88.1%	87.7%

* This is based on patients treated on this contract for their most recent course of treatment. Figures in italics indicate the base number of FP17s or Patient Questionnaire responses are less than 100. N/A is shown where the base number of responses is less than 10 during the period. % is calculated as Quantity/Base number*100

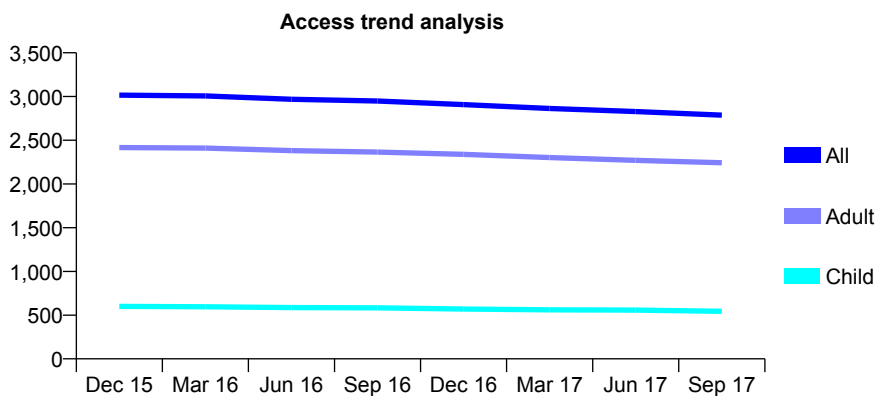
Q46 - Vital Signs At a Glance Contract Report for 568139/0001 - September 2017

Name or company name	MR M POLTAWSKI
Contract type name	GDS Contract
Purpose of contract	General
Contract start date	01/04/2006
Contract end date	

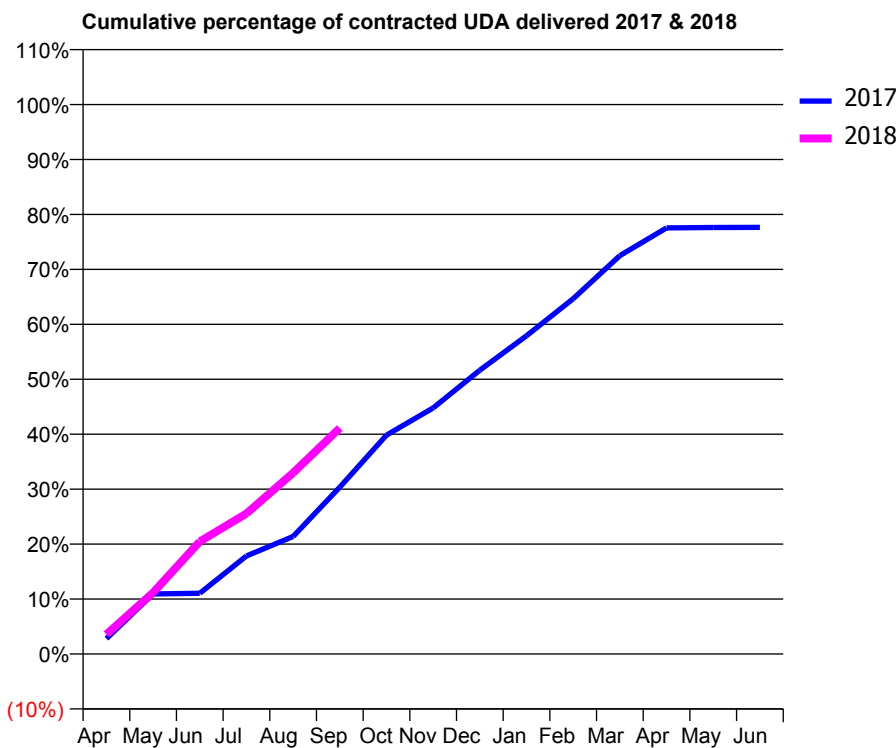
17/18 Contracted general activity (UDA)	7,056
Carry forward general activity (UDA)	0
17/18 Contracted orthodontic activity (UOA)	0
Carry forward orthodontic activity (UOA)	0
Baseline contract value	£161,850.51

ACCESS*

Patients seen in 24 months	Total	Change since previous quarter
Quarter ending September 2016	2,948	
Quarter ending December 2016	2,907	↓
Quarter ending March 2017	2,863	↓
Quarter ending June 2017	2,828	↓
Quarter ending September 2017	2,787	↓
Variance since September 2016	(5.5%)	↓



ACTIVITY



Month	Adjusted Scheduled Activity (UDA)	
	2017	2018
April	255	252
May	994	788
June	1,003	1,444
July	1,622	1,804
August	1,943	2,327
September	2,758	2,902
October	3,620	
November	4,069	
December	4,692	
January	5,261	
February	5,874	
March	6,586	
April	7,045	
May	7,052	
June	7,053	

QUALITY

	Quantity	Base Number	Contract	AT	Region	England
% of FP17s for the same patient ID Re-attending within 3 months - Children	35	364	9.6%	12.3%	12.8%	11.9%
% of FP17s for the same patient ID Re-attending within 3 months - Adults	223	1,529	14.6%	16.9%	16.5%	15.9%
% of FP17s for the same patient ID Re-attending between 3 & 9 months - Children	223	364	61.3%	57.6%	59.7%	58.1%
% of FP17s for the same patient ID Re-attending between 3 & 9 months - Adults	881	1,529	57.6%	50.8%	53.0%	50.6%
% of FP17s for Band 1 Urgent Courses	416	1,666	25.0%	10.4%	9.2%	9.1%
% of FP17s Relating to Free Repair or Replacements	12	1,666	0.7%	0.9%	1.0%	0.8%
% of FP17s Relating to Continuations	37	1,666	2.2%	1.1%	1.2%	1.1%
% of Patients satisfied with the dentistry they have received	11	11	100.0%	91.1%	91.6%	91.4%
% of Patients satisfied with the time they had to wait for an appointment	11	11	100.0%	87.5%	88.1%	87.7%

* This is based on patients treated on this contract for their most recent course of treatment. Figures in italics indicate the base number of FP17s or Patient Questionnaire responses are less than 100. N/A is shown where the base number of responses is less than 10 during the period. % is calculated as Quantity/Base number*100

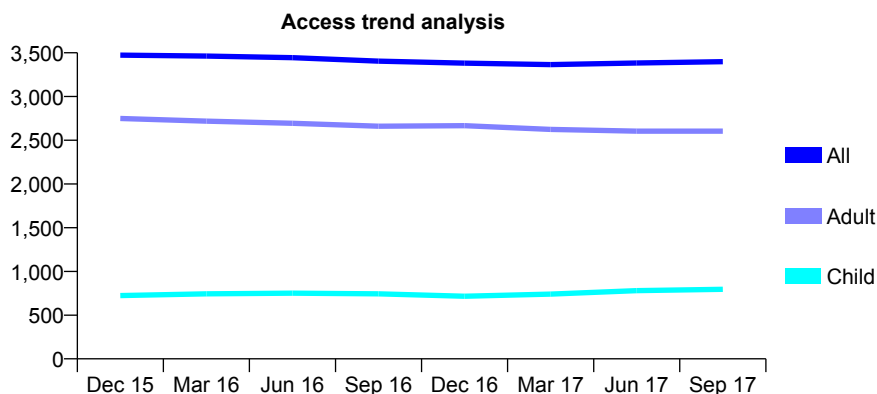
Q46 - Vital Signs At a Glance Contract Report for 571261/0001 - September 2017

Name or company name	MR EN WOODIER
Contract type name	GDS Contract
Purpose of contract	General
Contract start date	01/04/2006
Contract end date	

17/18 Contracted general activity (UDA)	12,668
Carry forward general activity (UDA)	0
17/18 Contracted orthodontic activity (UOA)	0
Carry forward orthodontic activity (UOA)	0
Baseline contract value	£377,190.15

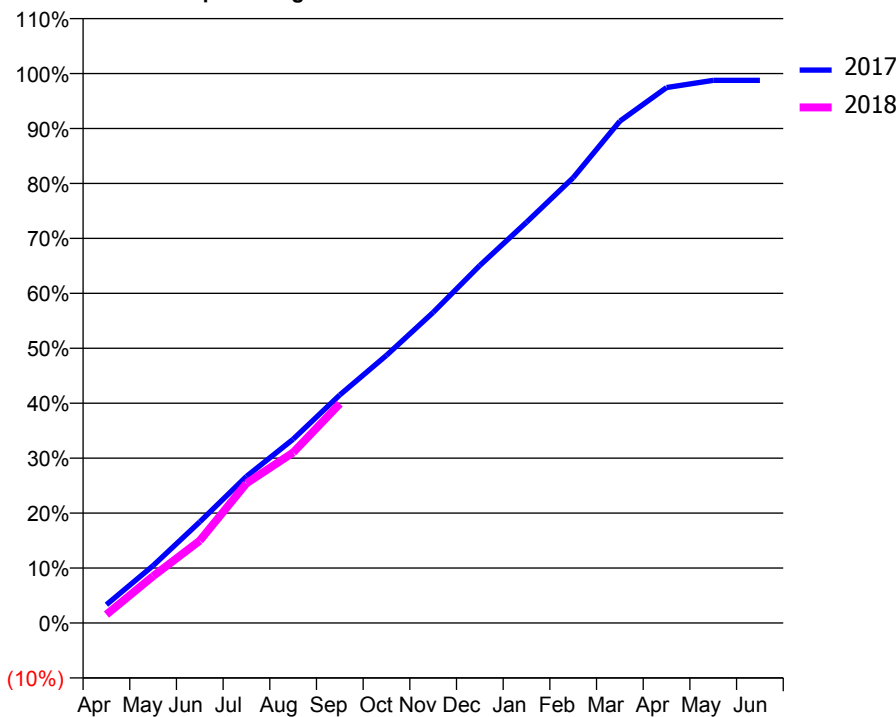
ACCESS*

Patients seen in 24 months	Total	Change since previous quarter
Quarter ending September 2016	3,405	
Quarter ending December 2016	3,382	→
Quarter ending March 2017	3,365	→
Quarter ending June 2017	3,384	→
Quarter ending September 2017	3,399	→
Variance since September 2016	(0.2%)	→



ACTIVITY

Cumulative percentage of contracted UDA delivered 2017 & 2018



Month	Adjusted Scheduled Activity (UDA)	
	2017	2018
April	422	195
May	1,323	1,081
June	2,331	1,899
July	3,379	3,221
August	4,239	3,929
September	5,259	5,055
October	6,170	
November	7,162	
December	8,243	
January	9,239	
February	10,265	
March	11,571	
April	12,345	
May	12,510	
June	12,510	

QUALITY

	Quantity	Base Number	Contract	AT	Region	England
% of FP17s for the same patient ID Re-attending within 3 months - Children	47	490	9.6%	12.3%	12.8%	11.9%
% of FP17s for the same patient ID Re-attending within 3 months - Adults	351	1,617	21.7%	16.9%	16.5%	15.9%
% of FP17s for the same patient ID Re-attending between 3 & 9 months - Children	172	490	35.1%	57.6%	59.7%	58.1%
% of FP17s for the same patient ID Re-attending between 3 & 9 months - Adults	640	1,617	39.6%	50.8%	53.0%	50.6%
% of FP17s for Band 1 Urgent Courses	153	1,872	8.2%	10.4%	9.2%	9.1%
% of FP17s Relating to Free Repair or Replacements	90	1,872	4.8%	0.9%	1.0%	0.8%
% of FP17s Relating to Continuations	70	1,872	3.7%	1.1%	1.2%	1.1%
% of Patients satisfied with the dentistry they have received	8	8	N/A	91.1%	91.6%	91.4%
% of Patients satisfied with the time they had to wait for an appointment	8	8	N/A	87.5%	88.1%	87.7%

* This is based on patients treated on this contract for their most recent course of treatment. Figures in italics indicate the base number of FP17s or Patient Questionnaire responses are less than 100. N/A is shown where the base number of responses is less than 10 during the period. % is calculated as Quantity/Base number*100

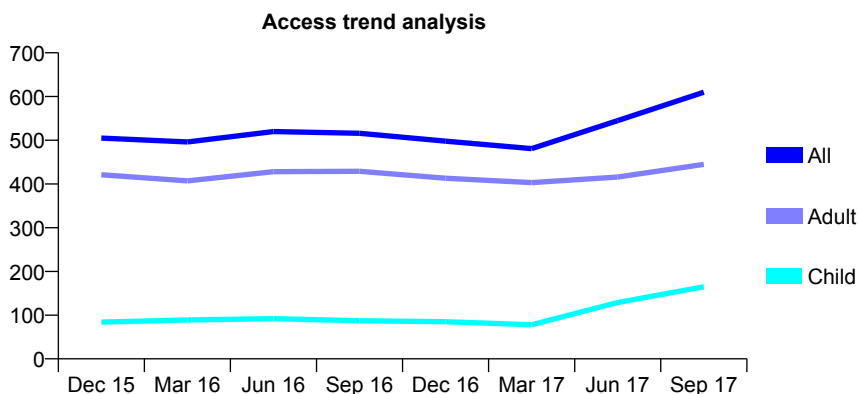
Q46 - Vital Signs At a Glance Contract Report for 571938/0001 - September 2017

Name or company name	MR DT BADROCK
Contract type name	GDS Contract
Purpose of contract	General
Contract start date	01/04/2006
Contract end date	

17/18 Contracted general activity (UDA)	2,062
Carry forward general activity (UDA)	0
17/18 Contracted orthodontic activity (UOA)	0
Carry forward orthodontic activity (UOA)	0
Baseline contract value	£51,561.95

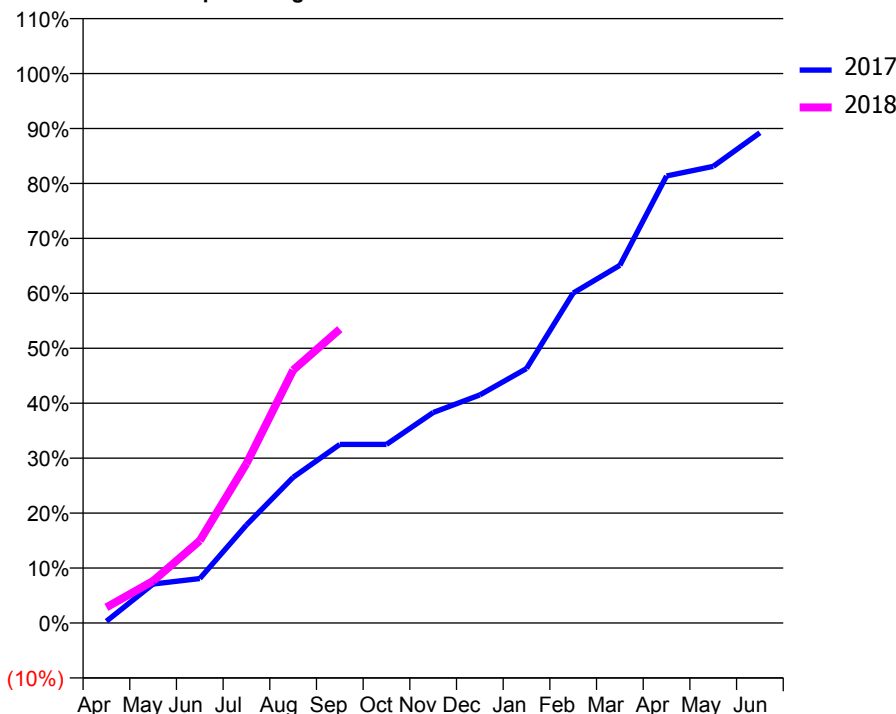
ACCESS*

Patients seen in 24 months	Total	Change since previous quarter
Quarter ending September 2016	516	
Quarter ending December 2016	498	↓
Quarter ending March 2017	481	↓
Quarter ending June 2017	545	↑
Quarter ending September 2017	610	↑
Variance since September 2016	18.2%	↑



ACTIVITY

Cumulative percentage of contracted UDA delivered 2017 & 2018



Adjusted Scheduled Activity (UDA)

Month	2017	2018
April	7	59
May	147	158
June	167	309
July	368	598
August	547	949
September	670	1,103
October	670	
November	790	
December	856	
January	955	
February	1,238	
March	1,342	
April	1,678	
May	1,714	
June	1,840	

QUALITY

	Quantity	Base Number	Contract	AT	Region	England
% of FP17s for the same patient ID Re-attending within 3 months - Children	6	149	4.0%	12.3%	12.8%	11.9%
% of FP17s for the same patient ID Re-attending within 3 months - Adults	25	262	9.5%	16.9%	16.5%	15.9%
% of FP17s for the same patient ID Re-attending between 3 & 9 months - Children	14	149	9.4%	57.6%	59.7%	58.1%
% of FP17s for the same patient ID Re-attending between 3 & 9 months - Adults	54	262	20.6%	50.8%	53.0%	50.6%
% of FP17s for Band 1 Urgent Courses	34	324	10.5%	10.4%	9.2%	9.1%
% of FP17s Relating to Free Repair or Replacements	4	324	1.2%	0.9%	1.0%	0.8%
% of FP17s Relating to Continuations	5	324	1.5%	1.1%	1.2%	1.1%
% of Patients satisfied with the dentistry they have received	4	5	N/A	91.1%	91.6%	91.4%
% of Patients satisfied with the time they had to wait for an appointment	5	5	N/A	87.5%	88.1%	87.7%

* This is based on patients treated on this contract for their most recent course of treatment. Figures in italics indicate the base number of FP17s or Patient Questionnaire responses are less than 100. N/A is shown where the base number of responses is less than 10 during the period. % is calculated as Quantity/Base number*100

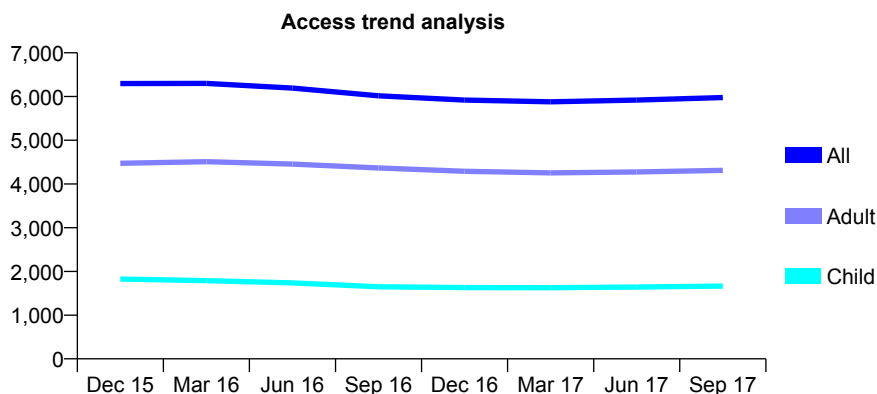
Q46 - Vital Signs At a Glance Contract Report for 572411/0001 - September 2017

Name or company name	MR DM VALLANCE
Contract type name	GDS Contract
Purpose of contract	General
Contract start date	01/04/2006
Contract end date	

17/18 Contracted general activity (UDA)	20,324
Carry forward general activity (UDA)	0
17/18 Contracted orthodontic activity (UOA)	0
Carry forward orthodontic activity (UOA)	0
Baseline contract value	£560,101.91

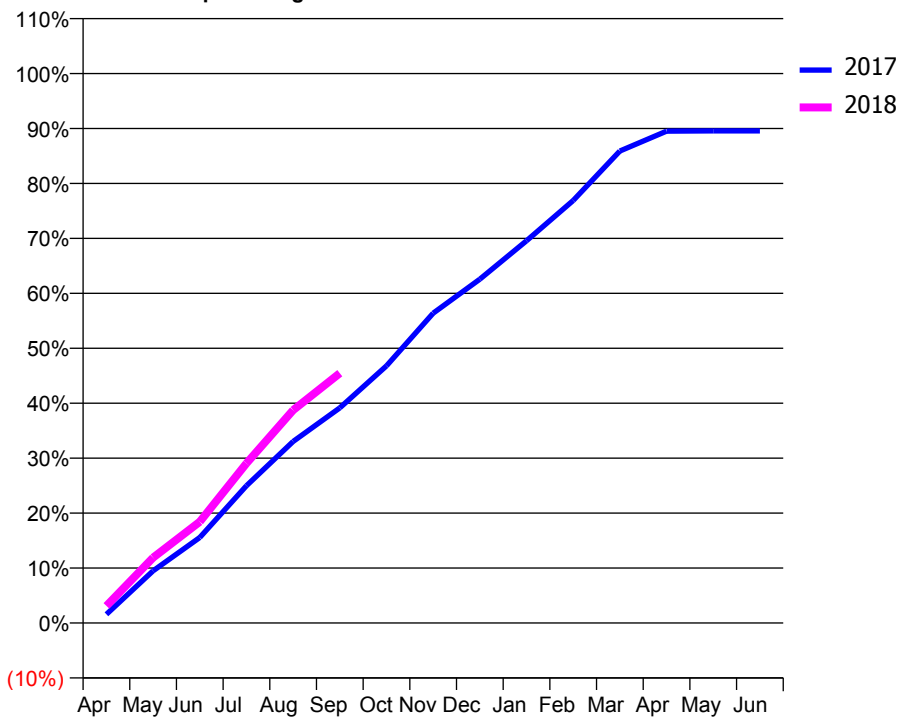
ACCESS*

Patients seen in 24 months	Total	Change since previous quarter
Quarter ending September 2016	6,016	
Quarter ending December 2016	5,919	↓
Quarter ending March 2017	5,880	→
Quarter ending June 2017	5,919	→
Quarter ending September 2017	5,976	→
Variance since September 2016	(0.7%)	→



ACTIVITY

Cumulative percentage of contracted UDA delivered 2017 & 2018



Month	Adjusted Scheduled Activity (UDA)	
	2017	2018
April	325	632
May	1,931	2,421
June	3,162	3,746
July	5,078	5,908
August	6,715	7,872
September	7,958	9,240
October	9,509	
November	11,457	
December	12,716	
January	14,138	
February	15,629	
March	17,458	
April	18,190	
May	18,200	
June	18,200	

QUALITY

	Quantity	Base Number	Contract	AT	Region	England
% of FP17s for the same patient ID Re-attending within 3 months - Children	95	1,343	7.1%	12.3%	12.8%	11.9%
% of FP17s for the same patient ID Re-attending within 3 months - Adults	419	3,042	13.8%	16.9%	16.5%	15.9%
% of FP17s for the same patient ID Re-attending between 3 & 9 months - Children	870	1,343	64.8%	57.6%	59.7%	58.1%
% of FP17s for the same patient ID Re-attending between 3 & 9 months - Adults	1,655	3,042	54.4%	50.8%	53.0%	50.6%
% of FP17s for Band 1 Urgent Courses	279	4,083	6.8%	10.4%	9.2%	9.1%
% of FP17s Relating to Free Repair or Replacements	30	4,083	0.7%	0.9%	1.0%	0.8%
% of FP17s Relating to Continuations	88	4,083	2.2%	1.1%	1.2%	1.1%
% of Patients satisfied with the dentistry they have received	5	5	N/A	91.1%	91.6%	91.4%
% of Patients satisfied with the time they had to wait for an appointment	4	5	N/A	87.5%	88.1%	87.7%

* This is based on patients treated on this contract for their most recent course of treatment. Figures in italics indicate the base number of FP17s or Patient Questionnaire responses are less than 100. N/A is shown where the base number of responses is less than 10 during the period. % is calculated as Quantity/Base number*100

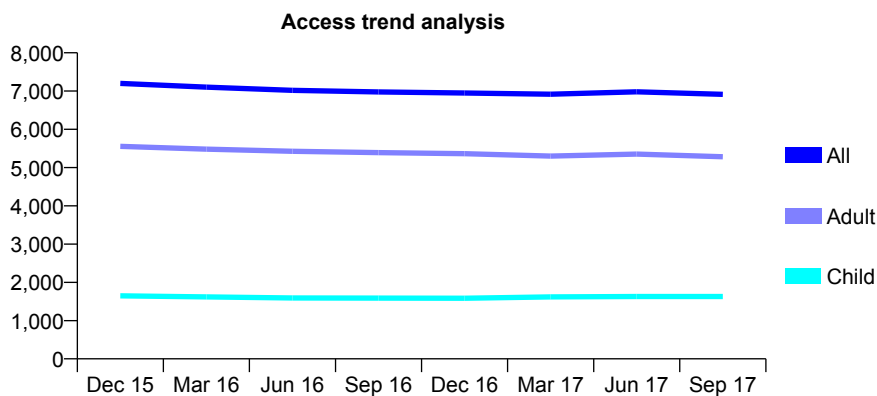
Q46 - Vital Signs At a Glance Contract Report for 572411/0002 - September 2017

Name or company name	MR DM VALLANCE
Contract type name	GDS Contract
Purpose of contract	General
Contract start date	01/04/2006
Contract end date	

17/18 Contracted general activity (UDA)	20,269
Carry forward general activity (UDA)	0
17/18 Contracted orthodontic activity (UOA)	0
Carry forward orthodontic activity (UOA)	0
Baseline contract value	£556,536.29

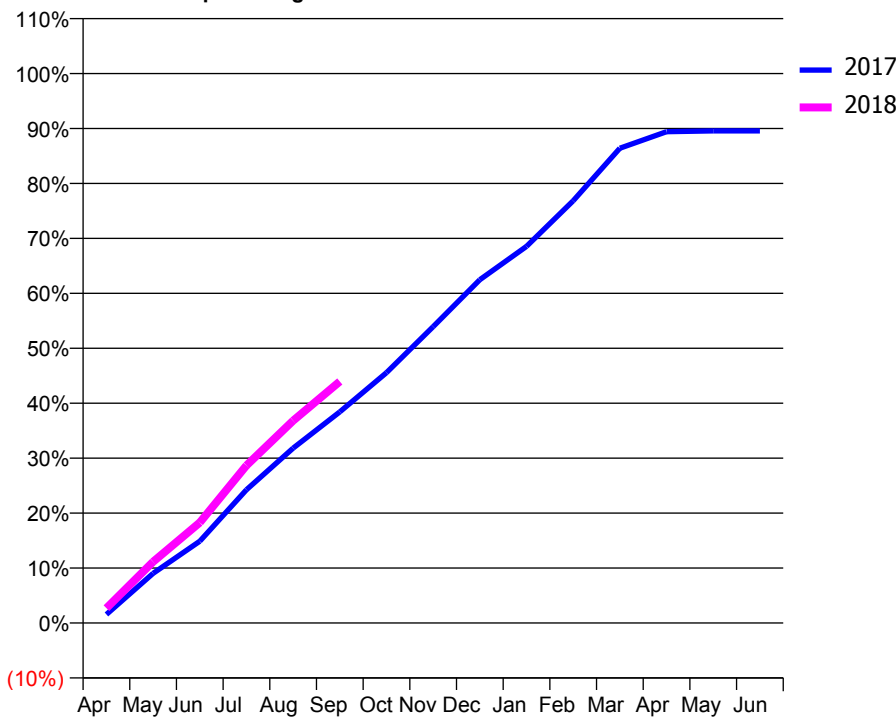
ACCESS*

Patients seen in 24 months	Total	Change since previous quarter
Quarter ending September 2016	6,978	
Quarter ending December 2016	6,949	→
Quarter ending March 2017	6,919	→
Quarter ending June 2017	6,981	→
Quarter ending September 2017	6,913	→
Variance since September 2016	(0.9%)	→



ACTIVITY

Cumulative percentage of contracted UDA delivered 2017 & 2018



Month	Adjusted Scheduled Activity (UDA)	
	2017	2018
April	318	550
May	1,834	2,261
June	3,017	3,707
July	4,914	5,811
August	6,450	7,464
September	7,791	8,910
October	9,235	
November	10,930	
December	12,663	
January	13,895	
February	15,574	
March	17,512	
April	18,125	
May	18,152	
June	18,152	

QUALITY

	Quantity	Base Number	Contract	AT	Region	England
% of FP17s for the same patient ID Re-attending within 3 months - Children	101	1,237	8.2%	12.3%	12.8%	11.9%
% of FP17s for the same patient ID Re-attending within 3 months - Adults	428	3,288	13.0%	16.9%	16.5%	15.9%
% of FP17s for the same patient ID Re-attending between 3 & 9 months - Children	701	1,237	56.7%	57.6%	59.7%	58.1%
% of FP17s for the same patient ID Re-attending between 3 & 9 months - Adults	1,497	3,288	45.5%	50.8%	53.0%	50.6%
% of FP17s for Band 1 Urgent Courses	366	4,265	8.6%	10.4%	9.2%	9.1%
% of FP17s Relating to Free Repair or Replacements	44	4,265	1.0%	0.9%	1.0%	0.8%
% of FP17s Relating to Continuations	71	4,265	1.7%	1.1%	1.2%	1.1%
% of Patients satisfied with the dentistry they have received	12	12	100.0%	91.1%	91.6%	91.4%
% of Patients satisfied with the time they had to wait for an appointment	10	12	83.3%	87.5%	88.1%	87.7%

* This is based on patients treated on this contract for their most recent course of treatment. Figures in italics indicate the base number of FP17s or Patient Questionnaire responses are less than 100. N/A is shown where the base number of responses is less than 10 during the period. % is calculated as Quantity/Base number*100

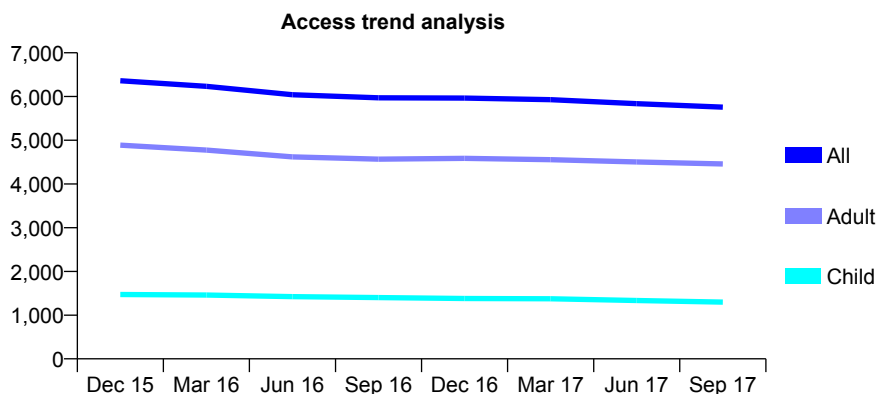
Q46 - Vital Signs At a Glance Contract Report for 572713/0001 - September 2017

Name or company name	MR SJ WARD
Contract type name	GDS Contract
Purpose of contract	General
Contract start date	01/04/2006
Contract end date	

17/18 Contracted general activity (UDA)	17,573
Carry forward general activity (UDA)	0
17/18 Contracted orthodontic activity (UOA)	0
Carry forward orthodontic activity (UOA)	0
Baseline contract value	£580,084.42

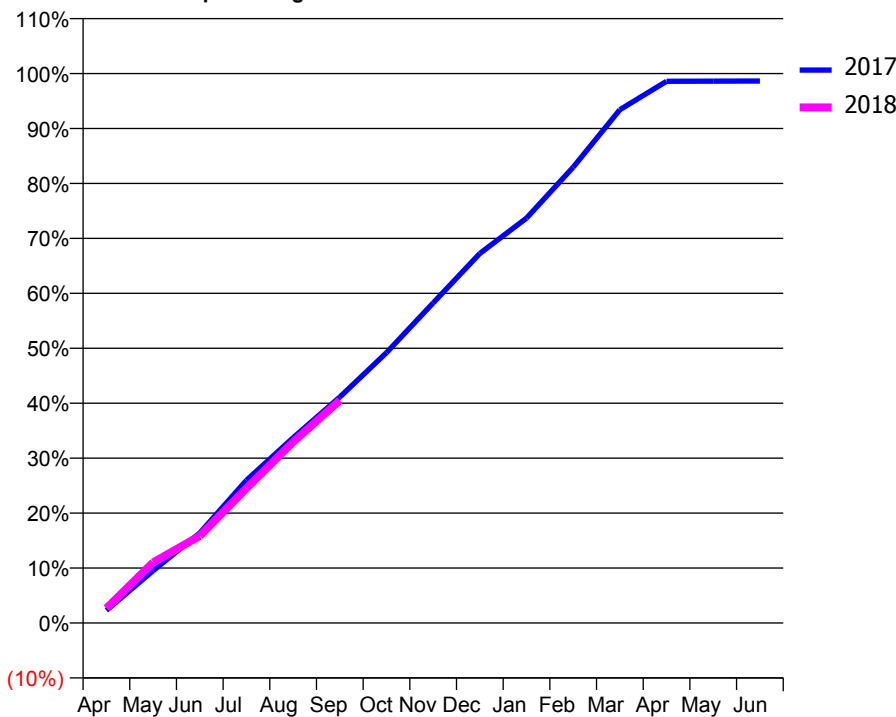
ACCESS*

Patients seen in 24 months	Total	Change since previous quarter
Quarter ending September 2016	5,970	
Quarter ending December 2016	5,966	→
Quarter ending March 2017	5,929	→
Quarter ending June 2017	5,837	↓
Quarter ending September 2017	5,756	↓
Variance since September 2016	(3.6%)	↓



ACTIVITY

Cumulative percentage of contracted UDA delivered 2017 & 2018



Month	Adjusted Scheduled Activity (UDA)	
	2017	2018
April	403	472
May	1,672	1,937
June	2,880	2,787
July	4,566	4,315
August	5,926	5,792
September	7,227	7,120
October	8,646	
November	10,236	
December	11,821	
January	12,948	
February	14,578	
March	16,415	
April	17,324	
May	17,328	
June	17,331	

QUALITY

	Quantity	Base Number	Contract	AT	Region	England
% of FP17s for the same patient ID Re-attending within 3 months - Children	58	924	6.3%	12.3%	12.8%	11.9%
% of FP17s for the same patient ID Re-attending within 3 months - Adults	542	3,291	16.5%	16.9%	16.5%	15.9%
% of FP17s for the same patient ID Re-attending between 3 & 9 months - Children	405	924	43.8%	57.6%	59.7%	58.1%
% of FP17s for the same patient ID Re-attending between 3 & 9 months - Adults	1,698	3,291	51.6%	50.8%	53.0%	50.6%
% of FP17s for Band 1 Urgent Courses	329	3,776	8.7%	10.4%	9.2%	9.1%
% of FP17s Relating to Free Repair or Replacements	42	3,776	1.1%	0.9%	1.0%	0.8%
% of FP17s Relating to Continuations	71	3,776	1.9%	1.1%	1.2%	1.1%
% of Patients satisfied with the dentistry they have received	10	11	90.9%	91.1%	91.6%	91.4%
% of Patients satisfied with the time they had to wait for an appointment	10	11	90.9%	87.5%	88.1%	87.7%

* This is based on patients treated on this contract for their most recent course of treatment. Figures in italics indicate the base number of FP17s or Patient Questionnaire responses are less than 100. N/A is shown where the base number of responses is less than 10 during the period. % is calculated as Quantity/Base number*100

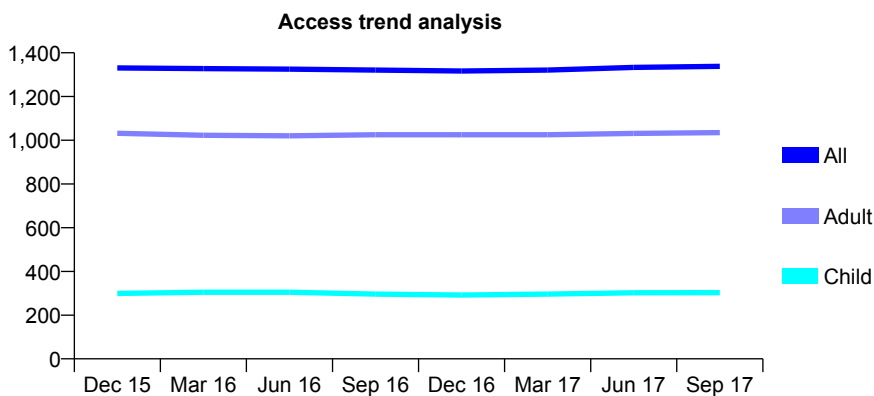
Q46 - Vital Signs At a Glance Contract Report for 576050/0001 - September 2017

Name or company name	MR AJ STOGGALL
Contract type name	GDS Contract
Purpose of contract	General
Contract start date	01/04/2006
Contract end date	

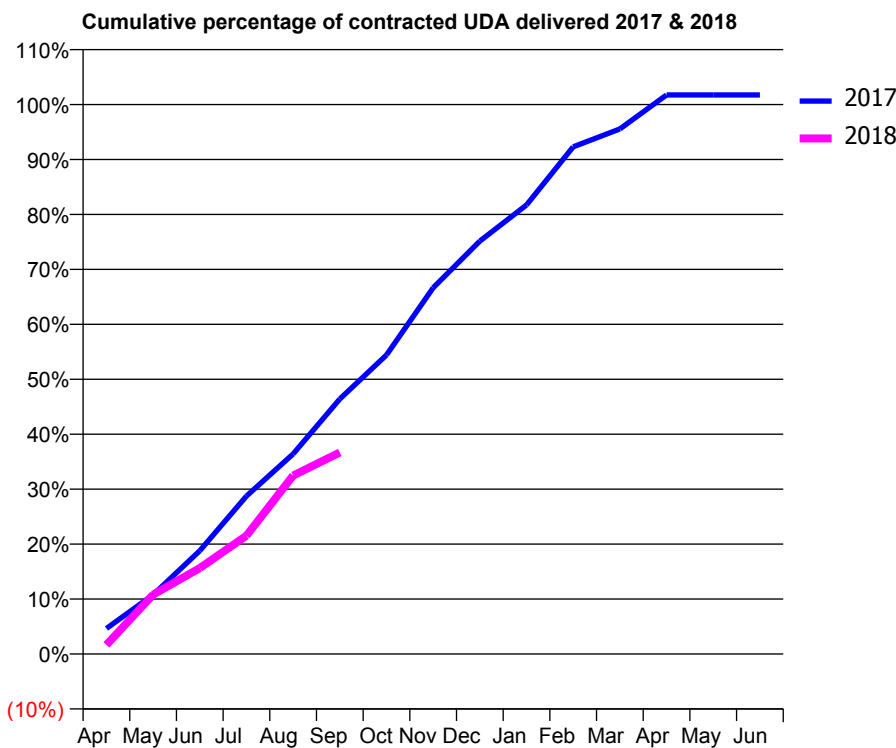
17/18 Contracted general activity (UDA)	4,712
Carry forward general activity (UDA)	0
17/18 Contracted orthodontic activity (UOA)	0
Carry forward orthodontic activity (UOA)	0
Baseline contract value	£180,694.68

ACCESS*

Patients seen in 24 months	Total	Change since previous quarter
Quarter ending September 2016	1,321	
Quarter ending December 2016	1,317	→
Quarter ending March 2017	1,321	→
Quarter ending June 2017	1,333	→
Quarter ending September 2017	1,338	→
Variance since September 2016	1.3%	→



ACTIVITY



Month	Adjusted Scheduled Activity (UDA)	
	2017	2018
April	219	78
May	508	509
June	886	737
July	1,355	1,015
August	1,716	1,531
September	2,187	1,728
October	2,564	
November	3,141	
December	3,541	
January	3,851	
February	4,349	
March	4,502	
April	4,793	
May	4,793	
June	4,793	

QUALITY

	Quantity	Base Number	Contract	AT	Region	England
% of FP17s for the same patient ID Re-attending within 3 months - Children	18	246	7.3%	12.3%	12.8%	11.9%
% of FP17s for the same patient ID Re-attending within 3 months - Adults	114	797	14.3%	16.9%	16.5%	15.9%
% of FP17s for the same patient ID Re-attending between 3 & 9 months - Children	148	246	60.2%	57.6%	59.7%	58.1%
% of FP17s for the same patient ID Re-attending between 3 & 9 months - Adults	510	797	64.0%	50.8%	53.0%	50.6%
% of FP17s for Band 1 Urgent Courses	91	968	9.4%	10.4%	9.2%	9.1%
% of FP17s Relating to Free Repair or Replacements	14	968	1.4%	0.9%	1.0%	0.8%
% of FP17s Relating to Continuations	8	968	0.8%	1.1%	1.2%	1.1%
% of Patients satisfied with the dentistry they have received	4	4	N/A	91.1%	91.6%	91.4%
% of Patients satisfied with the time they had to wait for an appointment	4	4	N/A	87.5%	88.1%	87.7%

* This is based on patients treated on this contract for their most recent course of treatment. Figures in italics indicate the base number of FP17s or Patient Questionnaire responses are less than 100. N/A is shown where the base number of responses is less than 10 during the period. % is calculated as Quantity/Base number*100

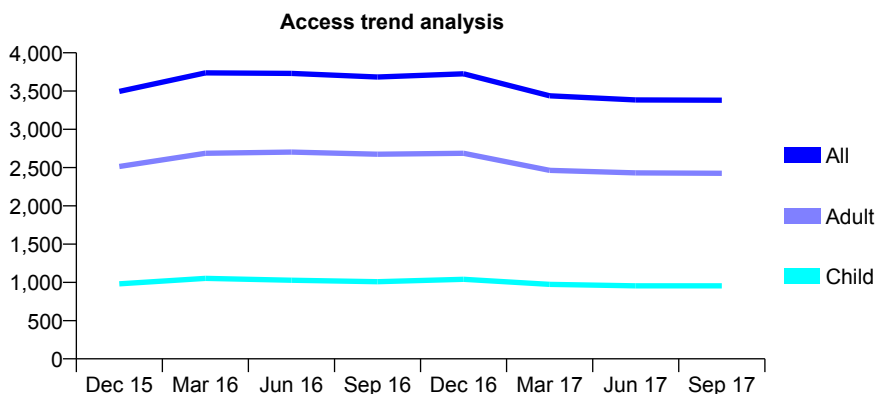
Q46 - Vital Signs At a Glance Contract Report for 610801/0001 - September 2017

Name or company name	MRS KM SHAH
Contract type name	GDS Contract
Purpose of contract	General
Contract start date	21/10/2010
Contract end date	

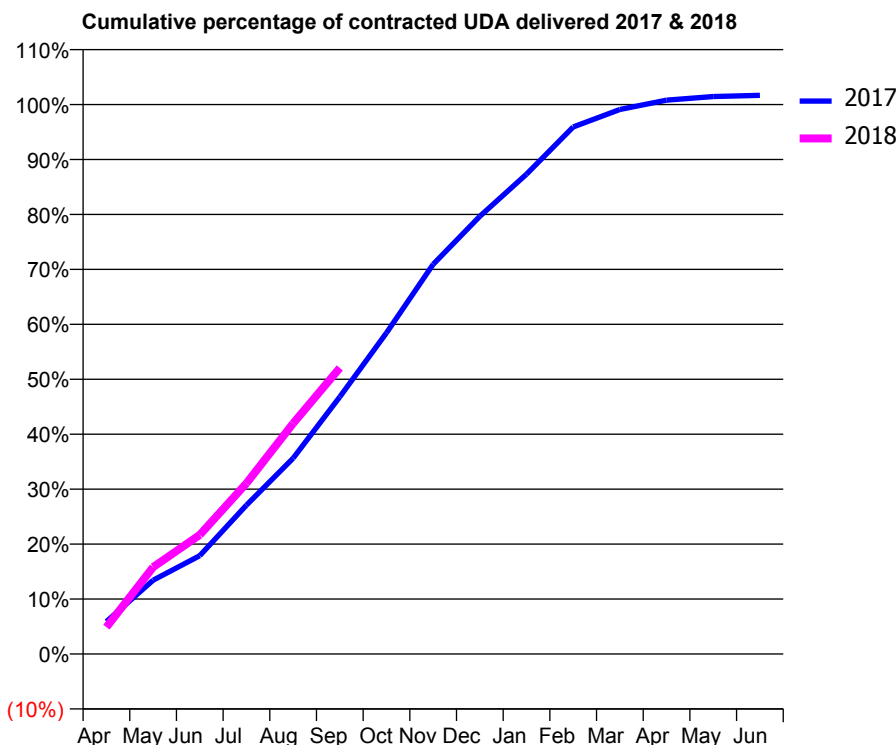
17/18 Contracted general activity (UDA)	10,334
Carry forward general activity (UDA)	0
17/18 Contracted orthodontic activity (UOA)	0
Carry forward orthodontic activity (UOA)	0
Baseline contract value	£254,983.57

ACCESS*

Patients seen in 24 months	Total	Change since previous quarter
Quarter ending September 2016	3,684	
Quarter ending December 2016	3,726	→
Quarter ending March 2017	3,438	↓
Quarter ending June 2017	3,384	↓
Quarter ending September 2017	3,381	→
Variance since September 2016	(8.2%)	↓



ACTIVITY



Month	Adjusted Scheduled Activity (UDA)	
	2017	2018
April	611	504
May	1,388	1,634
June	1,850	2,241
July	2,800	3,210
August	3,684	4,336
September	4,835	5,380
October	6,041	
November	7,328	
December	8,231	
January	9,023	
February	9,912	
March	10,240	
April	10,415	
May	10,483	
June	10,506	

QUALITY

	Quantity	Base Number	Contract	AT	Region	England
% of FP17s for the same patient ID Re-attending within 3 months - Children	83	839	9.9%	12.3%	12.8%	11.9%
% of FP17s for the same patient ID Re-attending within 3 months - Adults	262	1,714	15.3%	16.9%	16.5%	15.9%
% of FP17s for the same patient ID Re-attending between 3 & 9 months - Children	568	839	67.7%	57.6%	59.7%	58.1%
% of FP17s for the same patient ID Re-attending between 3 & 9 months - Adults	966	1,714	56.4%	50.8%	53.0%	50.6%
% of FP17s for Band 1 Urgent Courses	111	2,377	4.7%	10.4%	9.2%	9.1%
% of FP17s Relating to Free Repair or Replacements	11	2,377	0.5%	0.9%	1.0%	0.8%
% of FP17s Relating to Continuations	37	2,377	1.6%	1.1%	1.2%	1.1%
% of Patients satisfied with the dentistry they have received	4	5	N/A	91.1%	91.6%	91.4%
% of Patients satisfied with the time they had to wait for an appointment	5	5	N/A	87.5%	88.1%	87.7%

* This is based on patients treated on this contract for their most recent course of treatment. Figures in italics indicate the base number of FP17s or Patient Questionnaire responses are less than 100. N/A is shown where the base number of responses is less than 10 during the period. % is calculated as Quantity/Base number*100

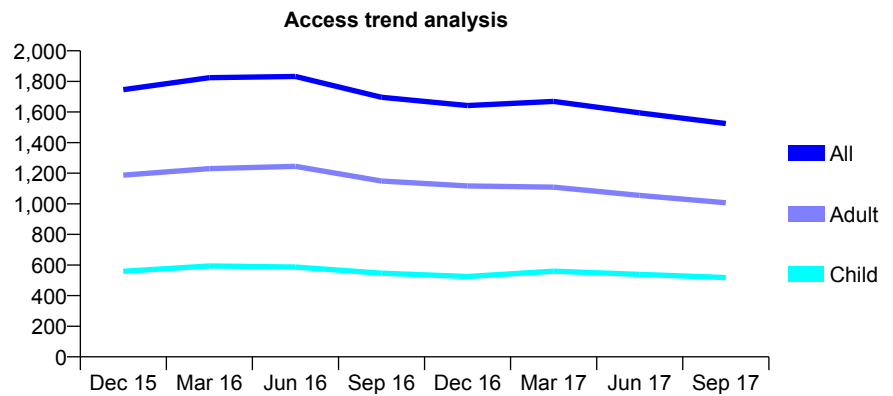
Q46 - Vital Signs At a Glance Contract Report for 613347/0001 - September 2017

Name or company name	MISS AT SARWAR
Contract type name	GDS Contract
Purpose of contract	General
Contract start date	30/06/2014
Contract end date	

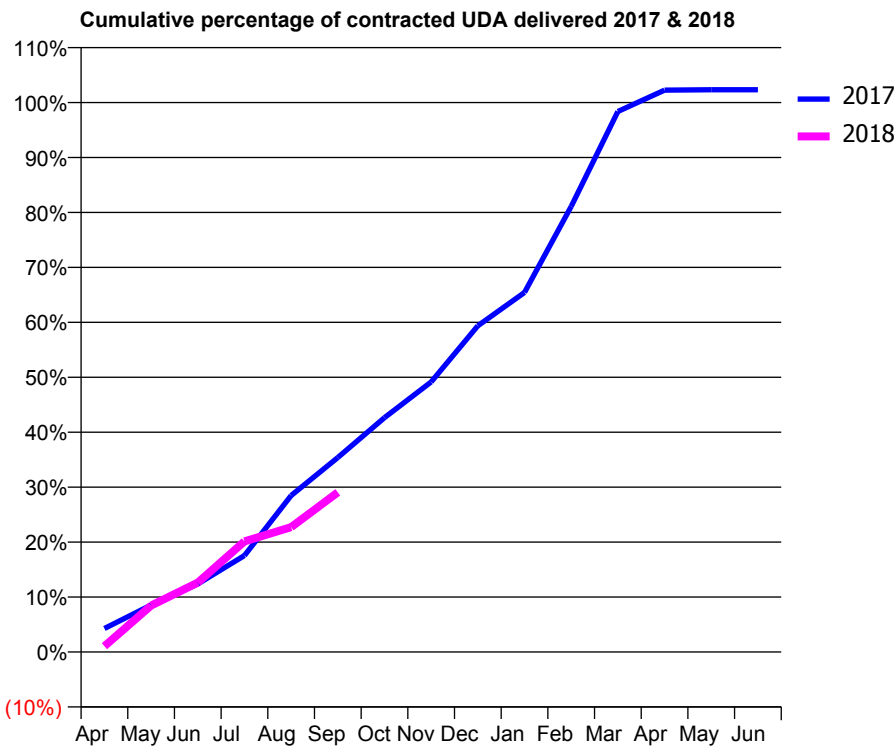
17/18 Contracted general activity (UDA)	5,753
Carry forward general activity (UDA)	0
17/18 Contracted orthodontic activity (UOA)	0
Carry forward orthodontic activity (UOA)	0
Baseline contract value	£140,836.53

ACCESS*

Patients seen in 24 months	Total	Change since previous quarter
Quarter ending September 2016	1,696	
Quarter ending December 2016	1,642	↓
Quarter ending March 2017	1,669	→
Quarter ending June 2017	1,594	↓
Quarter ending September 2017	1,525	↓
Variance since September 2016	(10.1%)	↓



ACTIVITY



Month	Adjusted Scheduled Activity (UDA)	
	2017	2018
April	246	60
May	492	486
June	712	727
July	1,010	1,158
August	1,638	1,307
September	2,036	1,672
October	2,453	
November	2,827	
December	3,415	
January	3,765	
February	4,666	
March	5,658	
April	5,883	
May	5,886	
June	5,886	

QUALITY

	Quantity	Base Number	Contract	AT	Region	England
% of FP17s for the same patient ID Re-attending within 3 months - Children	16	302	5.3%	12.3%	12.8%	11.9%
% of FP17s for the same patient ID Re-attending within 3 months - Adults	98	630	15.6%	16.9%	16.5%	15.9%
% of FP17s for the same patient ID Re-attending between 3 & 9 months - Children	221	302	73.2%	57.6%	59.7%	58.1%
% of FP17s for the same patient ID Re-attending between 3 & 9 months - Adults	361	630	57.3%	50.8%	53.0%	50.6%
% of FP17s for Band 1 Urgent Courses	64	868	7.4%	10.4%	9.2%	9.1%
% of FP17s Relating to Free Repair or Replacements	14	868	1.6%	0.9%	1.0%	0.8%
% of FP17s Relating to Continuations	3	868	0.3%	1.1%	1.2%	1.1%
% of Patients satisfied with the dentistry they have received	2	2	N/A	91.1%	91.6%	91.4%
% of Patients satisfied with the time they had to wait for an appointment	1	2	N/A	87.5%	88.1%	87.7%

* This is based on patients treated on this contract for their most recent course of treatment. Figures in italics indicate the base number of FP17s or Patient Questionnaire responses are less than 100. N/A is shown where the base number of responses is less than 10 during the period. % is calculated as Quantity/Base number*100

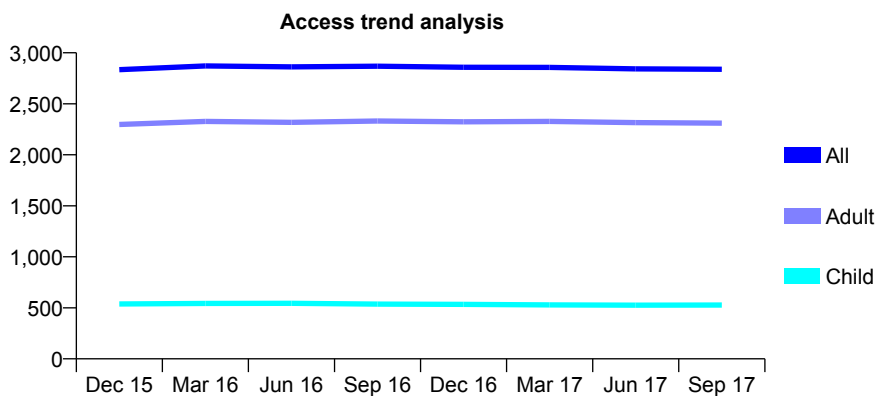
Q46 - Vital Signs At a Glance Contract Report for 620319/0001 - September 2017

Name or company name	Joubert & Nicol Dental Practice
Contract type name	GDS Contract
Purpose of contract	General
Contract start date	01/04/2006
Contract end date	

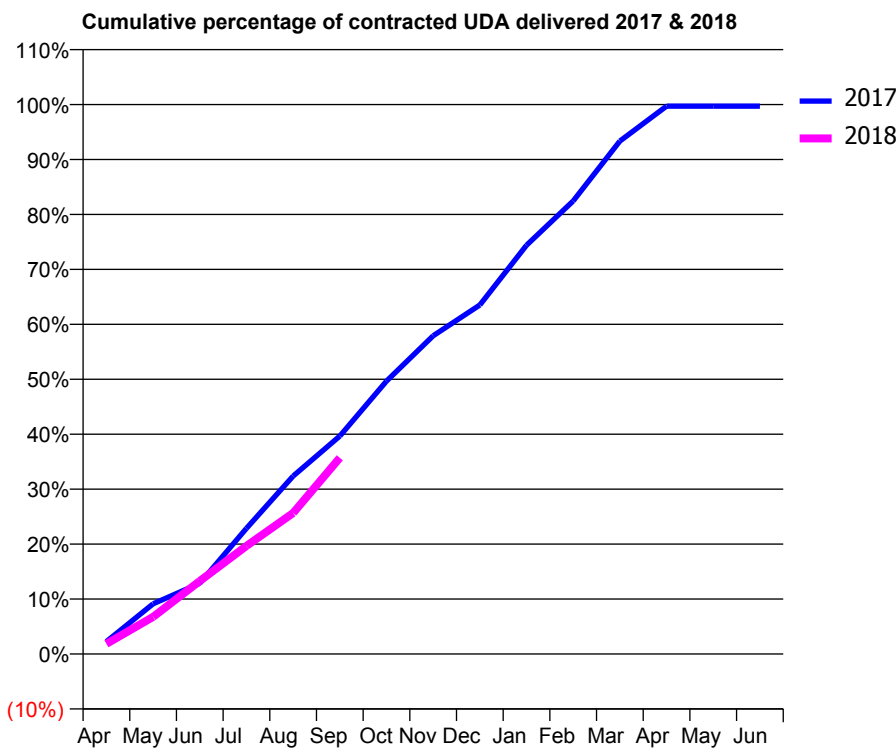
17/18 Contracted general activity (UDA)	10,354
Carry forward general activity (UDA)	0
17/18 Contracted orthodontic activity (UOA)	0
Carry forward orthodontic activity (UOA)	0
Baseline contract value	£208,093.76

ACCESS*

Patients seen in 24 months	Total	Change since previous quarter
Quarter ending September 2016	2,868	
Quarter ending December 2016	2,858	→
Quarter ending March 2017	2,857	→
Quarter ending June 2017	2,842	→
Quarter ending September 2017	2,839	→
Variance since September 2016	(1.0%)	↓



ACTIVITY



Month	Adjusted Scheduled Activity (UDA)	
	2017	2018
April	234	191
May	945	700
June	1,333	1,377
July	2,369	2,038
August	3,353	2,657
September	4,107	3,698
October	5,141	
November	5,995	
December	6,576	
January	7,703	
February	8,536	
March	9,664	
April	10,323	
May	10,323	
June	10,323	

QUALITY

	Quantity	Base Number	Contract	AT	Region	England
% of FP17s for the same patient ID Re-attending within 3 months - Children	34	473	7.2%	12.3%	12.8%	11.9%
% of FP17s for the same patient ID Re-attending within 3 months - Adults	344	1,998	17.2%	16.9%	16.5%	15.9%
% of FP17s for the same patient ID Re-attending between 3 & 9 months - Children	378	473	79.9%	57.6%	59.7%	58.1%
% of FP17s for the same patient ID Re-attending between 3 & 9 months - Adults	1,421	1,998	71.1%	50.8%	53.0%	50.6%
% of FP17s for Band 1 Urgent Courses	151	2,111	7.2%	10.4%	9.2%	9.1%
% of FP17s Relating to Free Repair or Replacements	25	2,111	1.2%	0.9%	1.0%	0.8%
% of FP17s Relating to Continuations	37	2,111	1.8%	1.1%	1.2%	1.1%
% of Patients satisfied with the dentistry they have received	10	10	100.0%	91.1%	91.6%	91.4%
% of Patients satisfied with the time they had to wait for an appointment	10	10	100.0%	87.5%	88.1%	87.7%

* This is based on patients treated on this contract for their most recent course of treatment. Figures in italics indicate the base number of FP17s or Patient Questionnaire responses are less than 100. N/A is shown where the base number of responses is less than 10 during the period. % is calculated as Quantity/Base number*100

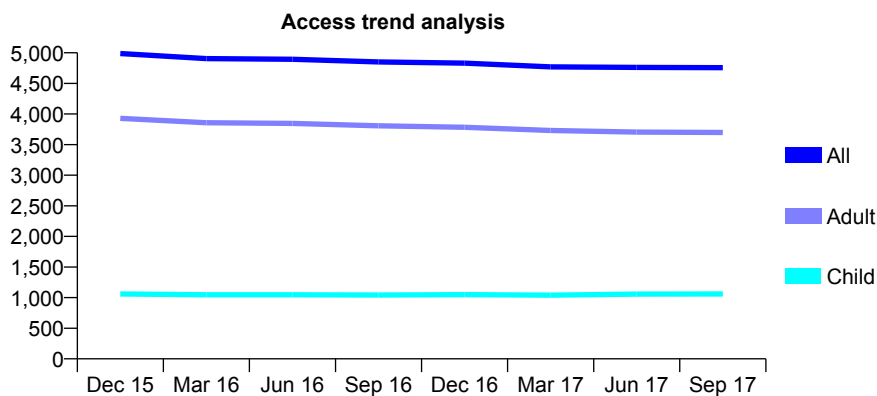
Q46 - Vital Signs At a Glance Contract Report for 620343/0001 - September 2017

Name or company name	MR SD WALMSLEY
Contract type name	GDS Contract
Purpose of contract	General
Contract start date	01/04/2006
Contract end date	

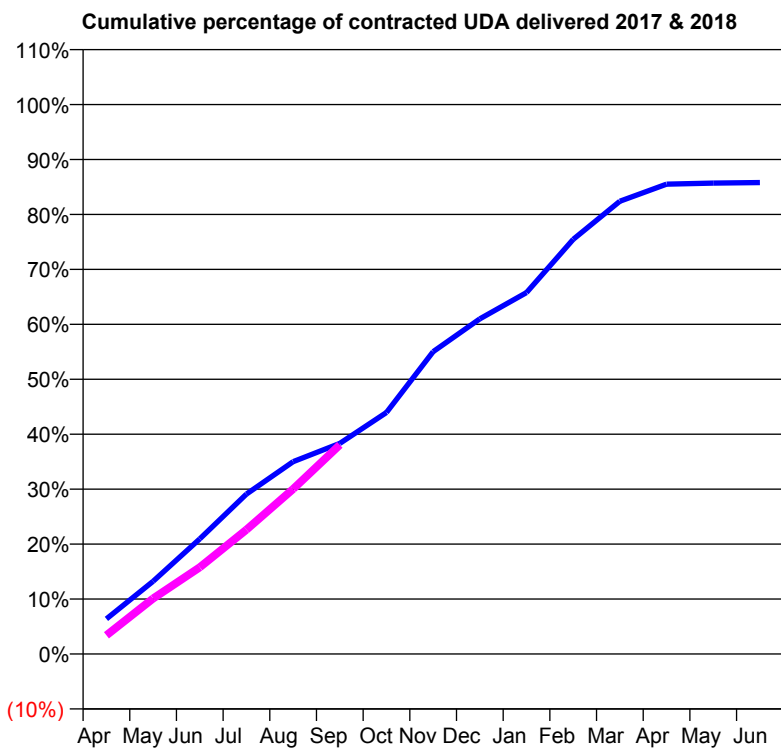
17/18 Contracted general activity (UDA)	13,145
Carry forward general activity (UDA)	0
17/18 Contracted orthodontic activity (UOA)	0
Carry forward orthodontic activity (UOA)	0
Baseline contract value	£369,358.90

ACCESS*

Patients seen in 24 months	Total	Change since previous quarter
Quarter ending September 2016	4,850	
Quarter ending December 2016	4,832	→
Quarter ending March 2017	4,771	↓
Quarter ending June 2017	4,762	→
Quarter ending September 2017	4,758	→
Variance since September 2016	(1.9%)	↓



ACTIVITY



Month	Adjusted Scheduled Activity (UDA)	
	2017	2018
April	841	449
May	1,740	1,330
June	2,754	2,075
July	3,827	2,973
August	4,603	3,947
September	5,039	5,003
October	5,778	
November	7,232	
December	8,019	
January	8,645	
February	9,919	
March	10,830	
April	11,241	
May	11,266	
June	11,278	

QUALITY

	Quantity	Base Number	Contract	AT	Region	England
% of FP17s for the same patient ID Re-attending within 3 months - Children	26	652	4.0%	12.3%	12.8%	11.9%
% of FP17s for the same patient ID Re-attending within 3 months - Adults	208	2,118	9.8%	16.9%	16.5%	15.9%
% of FP17s for the same patient ID Re-attending between 3 & 9 months - Children	300	652	46.0%	57.6%	59.7%	58.1%
% of FP17s for the same patient ID Re-attending between 3 & 9 months - Adults	874	2,118	41.3%	50.8%	53.0%	50.6%
% of FP17s for Band 1 Urgent Courses	153	2,552	6.0%	10.4%	9.2%	9.1%
% of FP17s Relating to Free Repair or Replacements	11	2,552	0.4%	0.9%	1.0%	0.8%
% of FP17s Relating to Continuations	21	2,552	0.8%	1.1%	1.2%	1.1%
% of Patients satisfied with the dentistry they have received	6	6	N/A	91.1%	91.6%	91.4%
% of Patients satisfied with the time they had to wait for an appointment	6	6	N/A	87.5%	88.1%	87.7%

* This is based on patients treated on this contract for their most recent course of treatment. Figures in italics indicate the base number of FP17s or Patient Questionnaire responses are less than 100. N/A is shown where the base number of responses is less than 10 during the period. % is calculated as Quantity/Base number*100

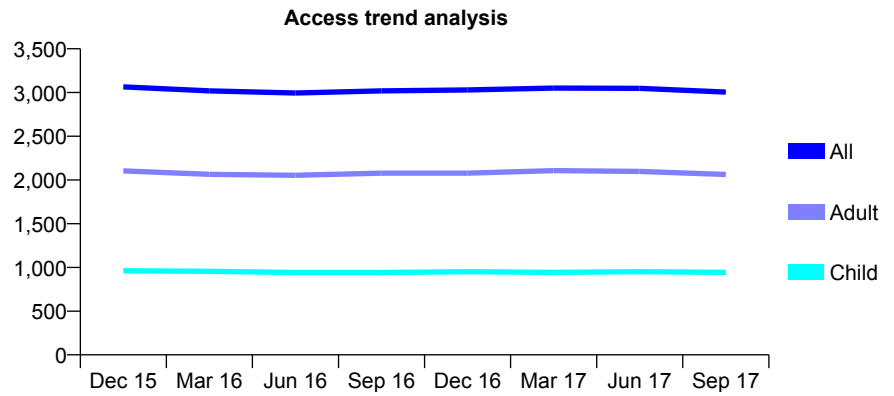
Q46 - Vital Signs At a Glance Contract Report for 628549/0002 - September 2017

Name or company name	MR JA GIBB
Contract type name	GDS Contract
Purpose of contract	General
Contract start date	02/03/2012
Contract end date	

17/18 Contracted general activity (UDA)	8,698
Carry forward general activity (UDA)	0
17/18 Contracted orthodontic activity (UOA)	0
Carry forward orthodontic activity (UOA)	0
Baseline contract value	£217,444.53

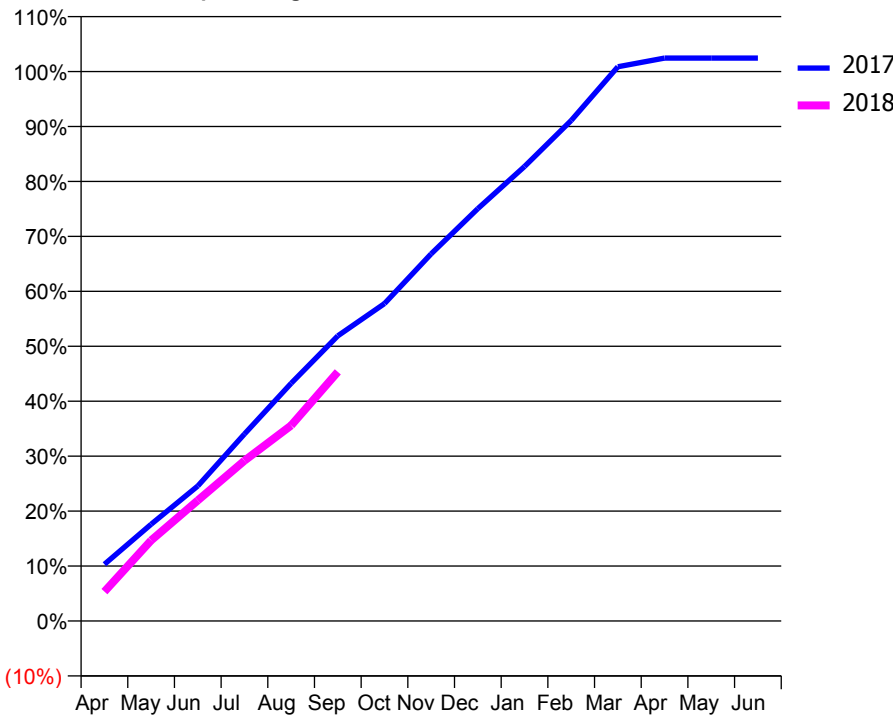
ACCESS*

Patients seen in 24 months	Total	Change since previous quarter
Quarter ending September 2016	3,019	
Quarter ending December 2016	3,029	→
Quarter ending March 2017	3,051	→
Quarter ending June 2017	3,048	→
Quarter ending September 2017	3,005	↓
Variance since September 2016	(0.5%)	→



ACTIVITY

Cumulative percentage of contracted UDA delivered 2017 & 2018



Month	Adjusted Scheduled Activity (UDA)	
	2017	2018
April	899	465
May	1,532	1,277
June	2,137	1,910
July	2,961	2,537
August	3,762	3,096
September	4,514	3,943
October	5,025	
November	5,812	
December	6,527	
January	7,195	
February	7,923	
March	8,773	
April	8,910	
May	8,910	
June	8,911	

QUALITY

	Quantity	Base Number	Contract	AT	Region	England
% of FP17s for the same patient ID Re-attending within 3 months - Children	68	720	9.4%	12.3%	12.8%	11.9%
% of FP17s for the same patient ID Re-attending within 3 months - Adults	217	1,407	15.4%	16.9%	16.5%	15.9%
% of FP17s for the same patient ID Re-attending between 3 & 9 months - Children	456	720	63.3%	57.6%	59.7%	58.1%
% of FP17s for the same patient ID Re-attending between 3 & 9 months - Adults	767	1,407	54.5%	50.8%	53.0%	50.6%
% of FP17s for Band 1 Urgent Courses	152	2,037	7.5%	10.4%	9.2%	9.1%
% of FP17s Relating to Free Repair or Replacements	60	2,037	2.9%	0.9%	1.0%	0.8%
% of FP17s Relating to Continuations	9	2,037	0.4%	1.1%	1.2%	1.1%
% of Patients satisfied with the dentistry they have received	1	1	N/A	91.1%	91.6%	91.4%
% of Patients satisfied with the time they had to wait for an appointment	1	1	N/A	87.5%	88.1%	87.7%

* This is based on patients treated on this contract for their most recent course of treatment. Figures in italics indicate the base number of FP17s or Patient Questionnaire responses are less than 100. N/A is shown where the base number of responses is less than 10 during the period. % is calculated as Quantity/Base number*100

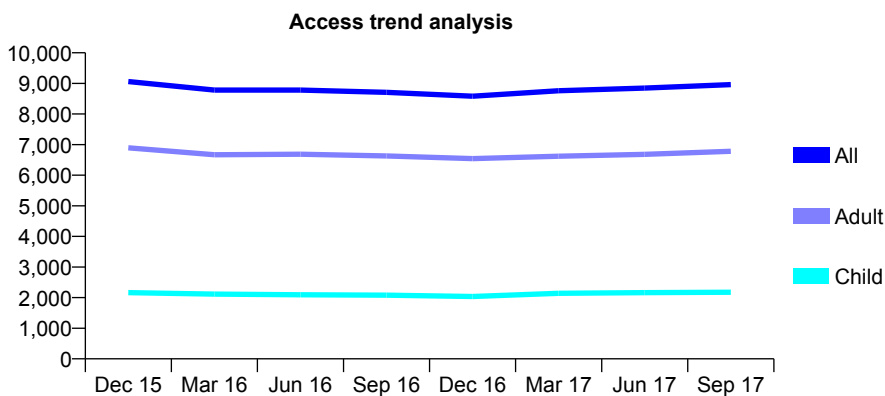
Q46 - Vital Signs At a Glance Contract Report for 631205/0003 - September 2017

Name or company name	Shaw Family Dental Practice Partnership
Contract type name	GDS Contract
Purpose of contract	General
Contract start date	01/04/2006
Contract end date	

17/18 Contracted general activity (UDA)	29,514
Carry forward general activity (UDA)	0
17/18 Contracted orthodontic activity (UOA)	0
Carry forward orthodontic activity (UOA)	0
Baseline contract value	£1,063,492.31

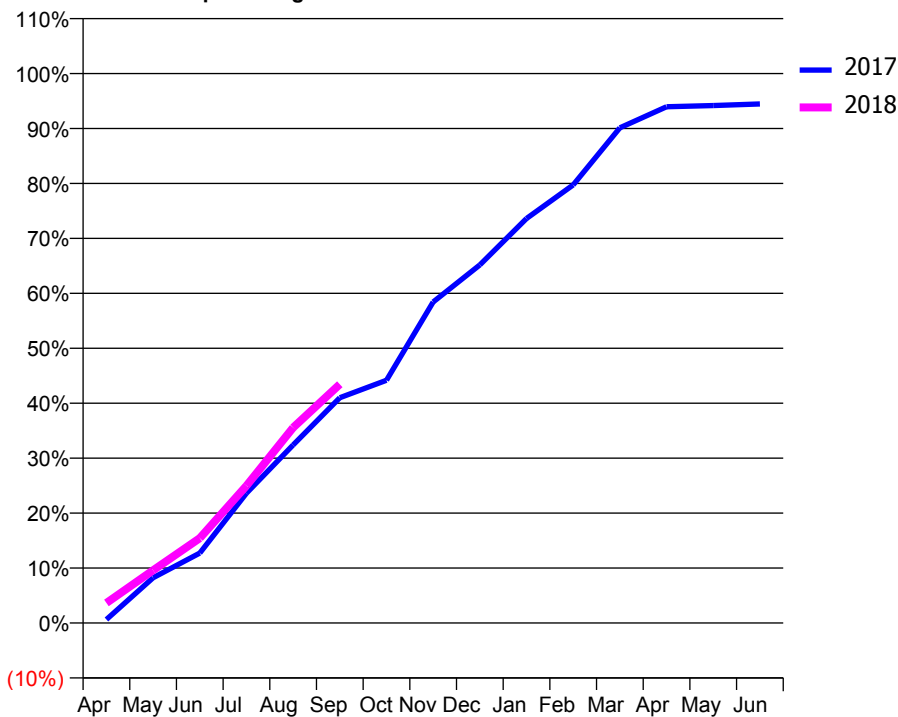
ACCESS*

Patients seen in 24 months	Total	Change since previous quarter
Quarter ending September 2016	8,710	
Quarter ending December 2016	8,581	↓
Quarter ending March 2017	8,762	↑
Quarter ending June 2017	8,846	→
Quarter ending September 2017	8,960	→
Variance since September 2016	2.9%	↑



ACTIVITY

Cumulative percentage of contracted UDA delivered 2017 & 2018



Month	Adjusted Scheduled Activity (UDA)	
	2017	2018
April	191	1,077
May	2,435	2,832
June	3,756	4,562
July	6,974	7,374
August	9,565	10,494
September	12,102	12,824
October	13,038	
November	17,240	
December	19,236	
January	21,724	
February	23,529	
March	26,600	
April	27,728	
May	27,791	
June	27,875	

QUALITY

	Quantity	Base Number	Contract	AT	Region	England
% of FP17s for the same patient ID Re-attending within 3 months - Children	137	1,635	8.4%	12.3%	12.8%	11.9%
% of FP17s for the same patient ID Re-attending within 3 months - Adults	618	4,308	14.3%	16.9%	16.5%	15.9%
% of FP17s for the same patient ID Re-attending between 3 & 9 months - Children	895	1,635	54.7%	57.6%	59.7%	58.1%
% of FP17s for the same patient ID Re-attending between 3 & 9 months - Adults	1,817	4,308	42.2%	50.8%	53.0%	50.6%
% of FP17s for Band 1 Urgent Courses	344	5,397	6.4%	10.4%	9.2%	9.1%
% of FP17s Relating to Free Repair or Replacements	43	5,397	0.8%	0.9%	1.0%	0.8%
% of FP17s Relating to Continuations	107	5,397	2.0%	1.1%	1.2%	1.1%
% of Patients satisfied with the dentistry they have received	12	14	85.7%	91.1%	91.6%	91.4%
% of Patients satisfied with the time they had to wait for an appointment	12	14	85.7%	87.5%	88.1%	87.7%

* This is based on patients treated on this contract for their most recent course of treatment. Figures in italics indicate the base number of FP17s or Patient Questionnaire responses are less than 100. N/A is shown where the base number of responses is less than 10 during the period. % is calculated as Quantity/Base number*100

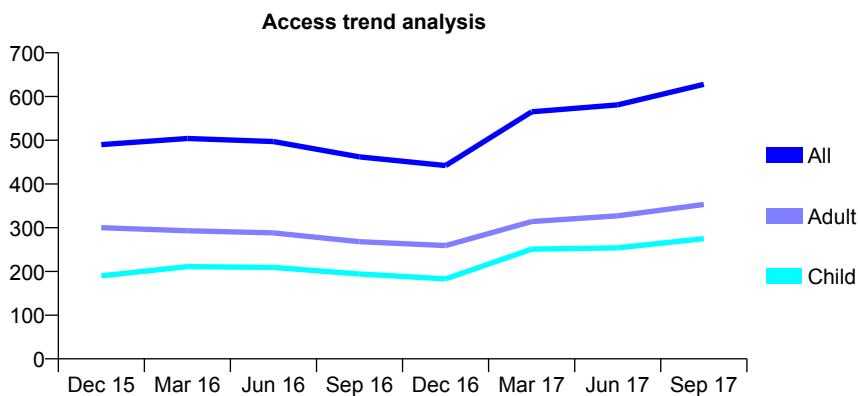
Q46 - Vital Signs At a Glance Contract Report for 632015/0001 - September 2017

Name or company name	Harrison/Kapenda
Contract type name	GDS Contract
Purpose of contract	General
Contract start date	01/04/2006
Contract end date	

17/18 Contracted general activity (UDA)	1,880
Carry forward general activity (UDA)	0
17/18 Contracted orthodontic activity (UOA)	0
Carry forward orthodontic activity (UOA)	0
Baseline contract value	£52,819.95

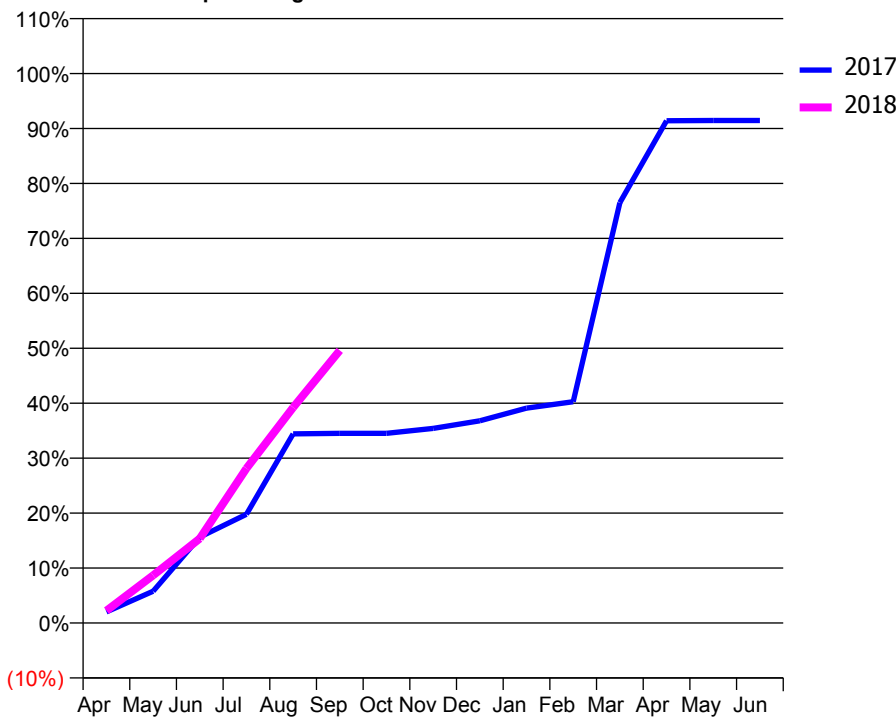
ACCESS*

Patients seen in 24 months	Total	Change since previous quarter
Quarter ending September 2016	462	
Quarter ending December 2016	442	↓
Quarter ending March 2017	565	↑
Quarter ending June 2017	581	↑
Quarter ending September 2017	628	↑
Variance since September 2016	35.9%	↑



ACTIVITY

Cumulative percentage of contracted UDA delivered 2017 & 2018



Month	Adjusted Scheduled Activity (UDA)	
	2017	2018
April	38	42
May	109	163
June	294	289
July	372	529
August	647	737
September	649	933
October	649	
November	666	
December	692	
January	735	
February	757	
March	1,438	
April	1,718	
May	1,719	
June	1,719	

QUALITY

	Quantity	Base Number	Contract	AT	Region	England
% of FP17s for the same patient ID Re-attending within 3 months - Children	10	180	5.6%	12.3%	12.8%	11.9%
% of FP17s for the same patient ID Re-attending within 3 months - Adults	44	269	16.4%	16.9%	16.5%	15.9%
% of FP17s for the same patient ID Re-attending between 3 & 9 months - Children	59	180	32.8%	57.6%	59.7%	58.1%
% of FP17s for the same patient ID Re-attending between 3 & 9 months - Adults	91	269	33.8%	50.8%	53.0%	50.6%
% of FP17s for Band 1 Urgent Courses	24	325	7.4%	10.4%	9.2%	9.1%
% of FP17s Relating to Free Repair or Replacements	0	325	0.0%	0.9%	1.0%	0.8%
% of FP17s Relating to Continuations	2	325	0.6%	1.1%	1.2%	1.1%
% of Patients satisfied with the dentistry they have received	0	0	N/A	91.1%	91.6%	91.4%
% of Patients satisfied with the time they had to wait for an appointment	0	0	N/A	87.5%	88.1%	87.7%

* This is based on patients treated on this contract for their most recent course of treatment. Figures in italics indicate the base number of FP17s or Patient Questionnaire responses are less than 100. N/A is shown where the base number of responses is less than 10 during the period. % is calculated as Quantity/Base number*100

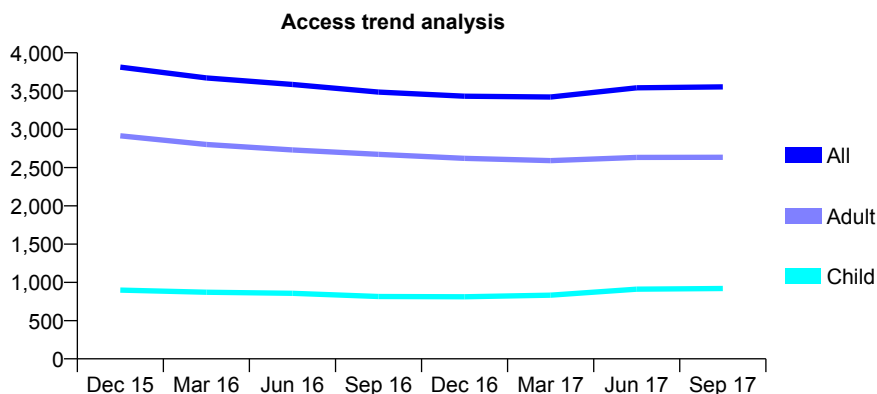
Q46 - Vital Signs At a Glance Contract Report for 632279/0001 - September 2017

Name or company name	Richard Jones and Umar Sharif
Contract type name	GDS Contract
Purpose of contract	General
Contract start date	01/04/2006
Contract end date	

17/18 Contracted general activity (UDA)	12,087
Carry forward general activity (UDA)	0
17/18 Contracted orthodontic activity (UOA)	0
Carry forward orthodontic activity (UOA)	0
Baseline contract value	£410,248.15

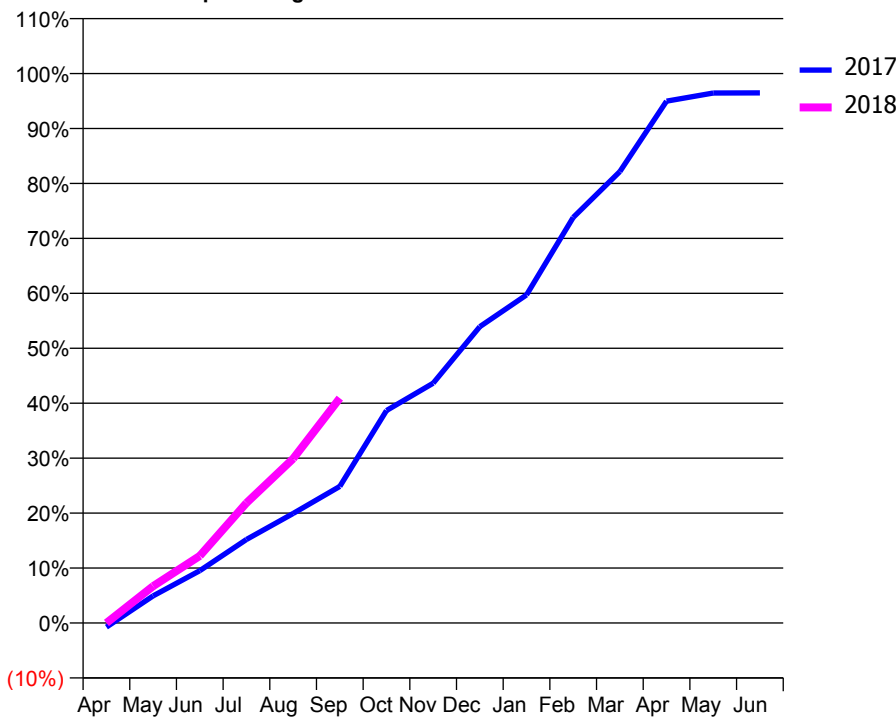
ACCESS*

Patients seen in 24 months	Total	Change since previous quarter
Quarter ending September 2016	3,486	
Quarter ending December 2016	3,432	↓
Quarter ending March 2017	3,423	→
Quarter ending June 2017	3,543	↑
Quarter ending September 2017	3,555	→
Variance since September 2016	2.0%	→



ACTIVITY

Cumulative percentage of contracted UDA delivered 2017 & 2018



Month	Adjusted Scheduled Activity (UDA)	
	2017	2018
April	-94	0
May	597	811
June	1,151	1,478
July	1,839	2,642
August	2,410	3,615
September	3,005	4,946
October	4,675	
November	5,274	
December	6,519	
January	7,218	
February	8,921	
March	9,930	
April	11,479	
May	11,658	
June	11,661	

QUALITY

	Quantity	Base Number	Contract	AT	Region	England
% of FP17s for the same patient ID Re-attending within 3 months - Children	66	606	10.9%	12.3%	12.8%	11.9%
% of FP17s for the same patient ID Re-attending within 3 months - Adults	491	1,810	27.1%	16.9%	16.5%	15.9%
% of FP17s for the same patient ID Re-attending between 3 & 9 months - Children	152	606	25.1%	57.6%	59.7%	58.1%
% of FP17s for the same patient ID Re-attending between 3 & 9 months - Adults	513	1,810	28.3%	50.8%	53.0%	50.6%
% of FP17s for Band 1 Urgent Courses	277	1,836	15.1%	10.4%	9.2%	9.1%
% of FP17s Relating to Free Repair or Replacements	23	1,836	1.3%	0.9%	1.0%	0.8%
% of FP17s Relating to Continuations	65	1,836	3.5%	1.1%	1.2%	1.1%
% of Patients satisfied with the dentistry they have received	5	6	N/A	91.1%	91.6%	91.4%
% of Patients satisfied with the time they had to wait for an appointment	5	6	N/A	87.5%	88.1%	87.7%

* This is based on patients treated on this contract for their most recent course of treatment. Figures in italics indicate the base number of FP17s or Patient Questionnaire responses are less than 100. N/A is shown where the base number of responses is less than 10 during the period. % is calculated as Quantity/Base number*100

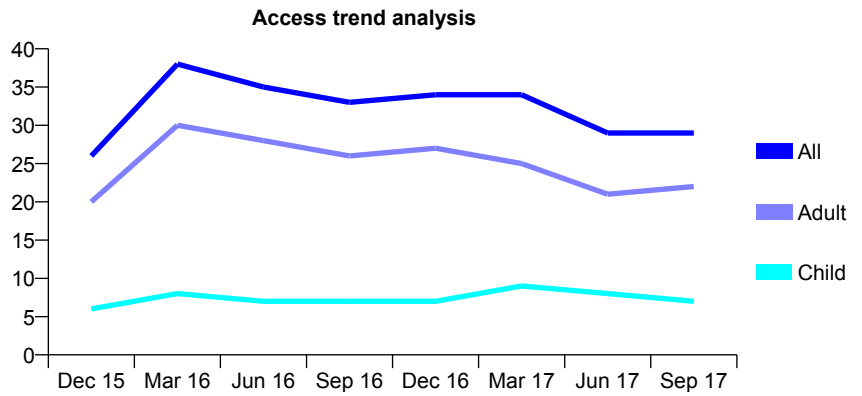
Q46 - Vital Signs At a Glance Contract Report for 632686/0001 - September 2017

Name or company name	MR M HAFFNER
Contract type name	GDS Contract
Purpose of contract	General
Contract start date	01/04/2006
Contract end date	

17/18 Contracted general activity (UDA)	100
Carry forward general activity (UDA)	0
17/18 Contracted orthodontic activity (UOA)	0
Carry forward orthodontic activity (UOA)	0
Baseline contract value	£1,930.57

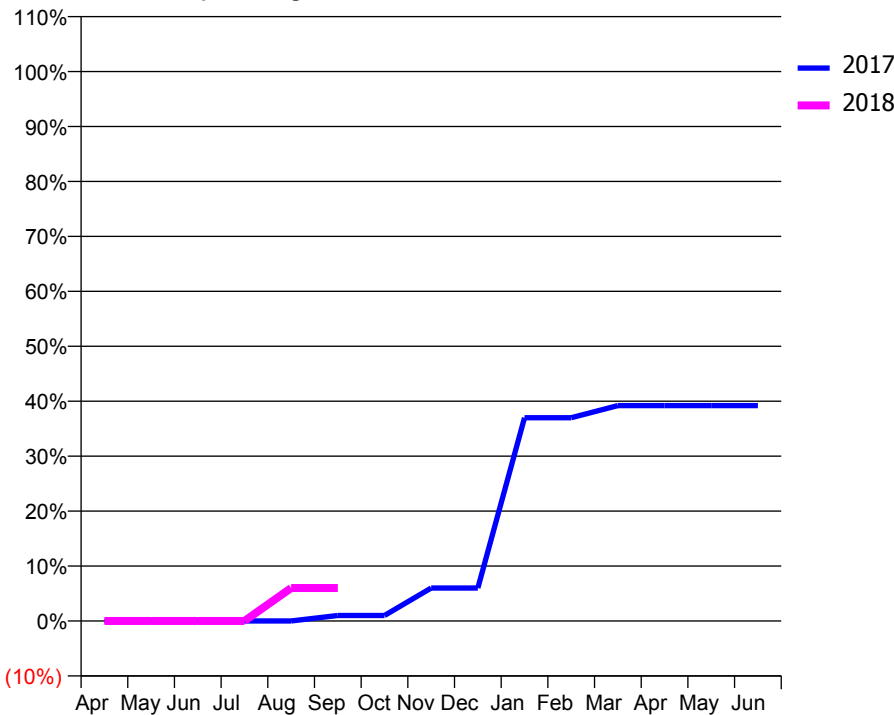
ACCESS*

Patients seen in 24 months	Total	Change since previous quarter
Quarter ending September 2016	33	
Quarter ending December 2016	34	↑
Quarter ending March 2017	34	→
Quarter ending June 2017	29	↓
Quarter ending September 2017	29	→
Variance since September 2016	(12.1%)	↓



ACTIVITY

Cumulative percentage of contracted UDA delivered 2017 & 2018



Month	Adjusted Scheduled Activity (UDA)	
	2017	2018
April	0	0
May	0	0
June	0	0
July	0	0
August	0	6
September	1	6
October	1	
November	6	
December	6	
January	37	
February	37	
March	39	
April	39	
May	39	
June	39	

QUALITY

	Quantity	Base Number	Contract	AT	Region	England
% of FP17s for the same patient ID Re-attending within 3 months - Children	0	2	0.0%	12.3%	12.8%	11.9%
% of FP17s for the same patient ID Re-attending within 3 months - Adults	1	7	14.3%	16.9%	16.5%	15.9%
% of FP17s for the same patient ID Re-attending between 3 & 9 months - Children	0	2	0.0%	57.6%	59.7%	58.1%
% of FP17s for the same patient ID Re-attending between 3 & 9 months - Adults	3	7	42.9%	50.8%	53.0%	50.6%
% of FP17s for Band 1 Urgent Courses	1	7	14.3%	10.4%	9.2%	9.1%
% of FP17s Relating to Free Repair or Replacements	0	7	0.0%	0.9%	1.0%	0.8%
% of FP17s Relating to Continuations	0	7	0.0%	1.1%	1.2%	1.1%
% of Patients satisfied with the dentistry they have received	0	0	N/A	91.1%	91.6%	91.4%
% of Patients satisfied with the time they had to wait for an appointment	0	0	N/A	87.5%	88.1%	87.7%

* This is based on patients treated on this contract for their most recent course of treatment. Figures in italics indicate the base number of FP17s or Patient Questionnaire responses are less than 100. N/A is shown where the base number of responses is less than 10 during the period. % is calculated as Quantity/Base number*100

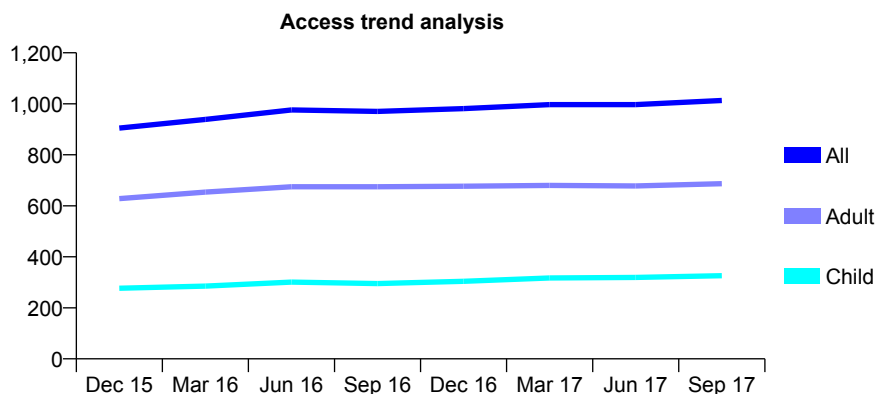
Q46 - Vital Signs At a Glance Contract Report for 635529/0001 - September 2017

Name or company name	MR DI LLEWELLYN
Contract type name	GDS Contract
Purpose of contract	General
Contract start date	01/04/2006
Contract end date	

17/18 Contracted general activity (UDA)	3,000
Carry forward general activity (UDA)	0
17/18 Contracted orthodontic activity (UOA)	0
Carry forward orthodontic activity (UOA)	0
Baseline contract value	£98,244.63

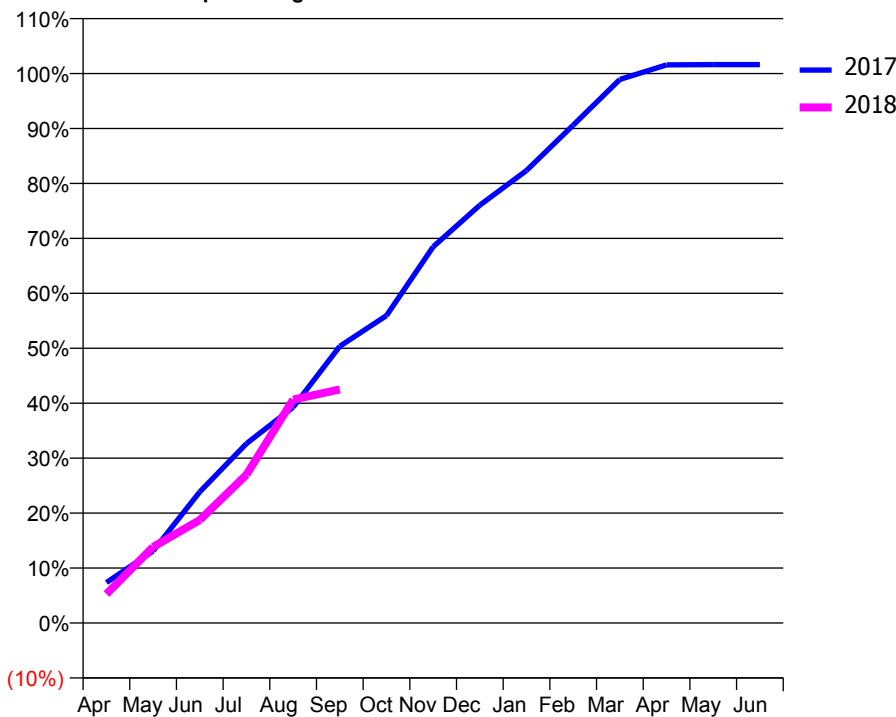
ACCESS*

Patients seen in 24 months	Total	Change since previous quarter
Quarter ending September 2016	970	
Quarter ending December 2016	981	→
Quarter ending March 2017	997	→
Quarter ending June 2017	997	→
Quarter ending September 2017	1,013	→
Variance since September 2016	4.4%	↑



ACTIVITY

Cumulative percentage of contracted UDA delivered 2017 & 2018



Month	Adjusted Scheduled Activity (UDA)	
	2017	2018
April	221	159
May	393	415
June	716	562
July	980	810
August	1,179	1,220
September	1,511	1,275
October	1,678	
November	2,054	
December	2,281	
January	2,470	
February	2,718	
March	2,967	
April	3,047	
May	3,049	
June	3,049	

QUALITY

	Quantity	Base Number	Contract	AT	Region	England
% of FP17s for the same patient ID Re-attending within 3 months - Children	13	195	6.7%	12.3%	12.8%	11.9%
% of FP17s for the same patient ID Re-attending within 3 months - Adults	55	361	15.2%	16.9%	16.5%	15.9%
% of FP17s for the same patient ID Re-attending between 3 & 9 months - Children	114	195	58.5%	57.6%	59.7%	58.1%
% of FP17s for the same patient ID Re-attending between 3 & 9 months - Adults	105	361	29.1%	50.8%	53.0%	50.6%
% of FP17s for Band 1 Urgent Courses	20	521	3.8%	10.4%	9.2%	9.1%
% of FP17s Relating to Free Repair or Replacements	0	521	0.0%	0.9%	1.0%	0.8%
% of FP17s Relating to Continuations	3	521	0.6%	1.1%	1.2%	1.1%
% of Patients satisfied with the dentistry they have received	1	1	N/A	91.1%	91.6%	91.4%
% of Patients satisfied with the time they had to wait for an appointment	1	1	N/A	87.5%	88.1%	87.7%

* This is based on patients treated on this contract for their most recent course of treatment. Figures in italics indicate the base number of FP17s or Patient Questionnaire responses are less than 100. N/A is shown where the base number of responses is less than 10 during the period. % is calculated as Quantity/Base number*100

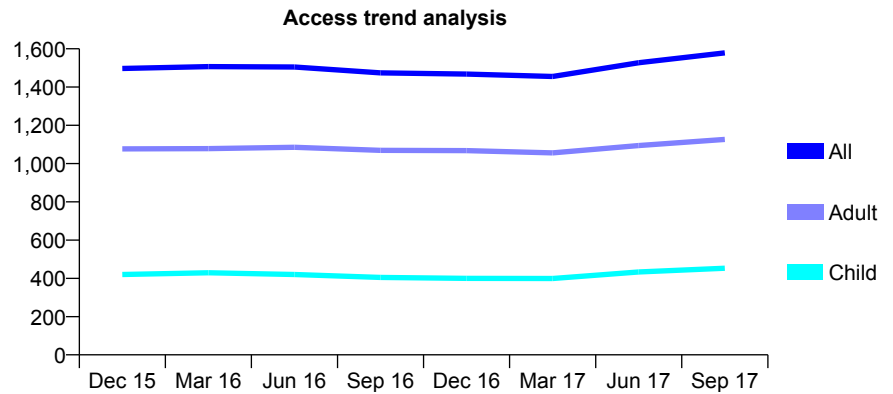
Q46 - Vital Signs At a Glance Contract Report for 638927/0001 - September 2017

Name or company name	MR IA MIRZA
Contract type name	GDS Contract
Purpose of contract	General
Contract start date	01/04/2006
Contract end date	

17/18 Contracted general activity (UDA)	6,277
Carry forward general activity (UDA)	0
17/18 Contracted orthodontic activity (UOA)	0
Carry forward orthodontic activity (UOA)	0
Baseline contract value	£201,891.10

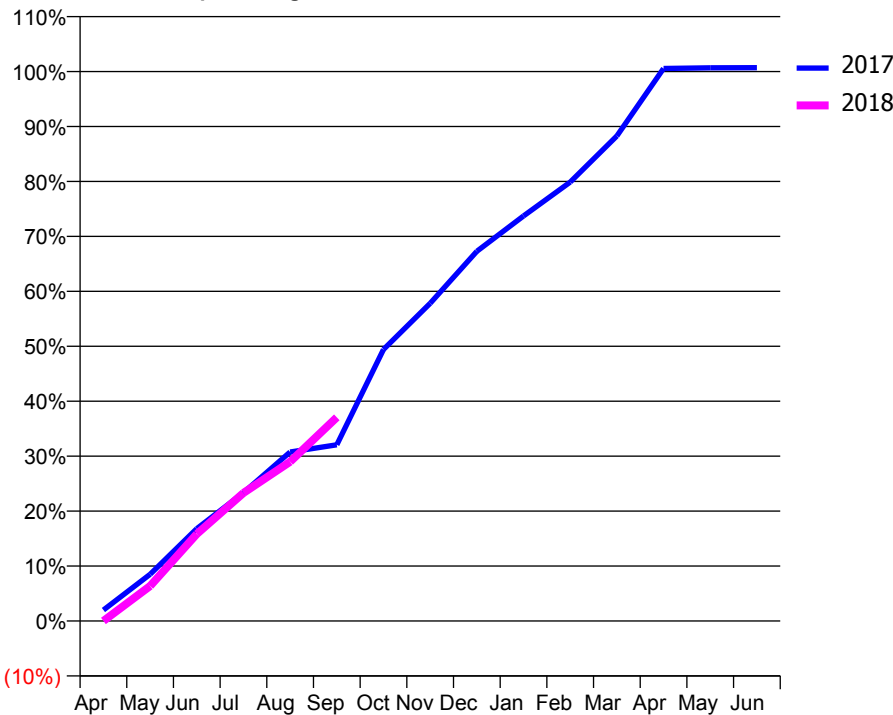
ACCESS*

Patients seen in 24 months	Total	Change since previous quarter
Quarter ending September 2016	1,474	
Quarter ending December 2016	1,468	→
Quarter ending March 2017	1,455	→
Quarter ending June 2017	1,527	↑
Quarter ending September 2017	1,579	↑
Variance since September 2016	7.1%	↑



ACTIVITY

Cumulative percentage of contracted UDA delivered 2017 & 2018



Month	Adjusted Scheduled Activity (UDA)	
	2017	2018
April	126	0
May	534	399
June	1,054	995
July	1,465	1,464
August	1,930	1,819
September	2,014	2,326
October	3,102	
November	3,629	
December	4,223	
January	4,627	
February	5,014	
March	5,540	
April	6,311	
May	6,319	
June	6,321	

QUALITY

	Quantity	Base Number	Contract	AT	Region	England
% of FP17s for the same patient ID Re-attending within 3 months - Children	30	359	8.4%	12.3%	12.8%	11.9%
% of FP17s for the same patient ID Re-attending within 3 months - Adults	136	856	15.9%	16.9%	16.5%	15.9%
% of FP17s for the same patient ID Re-attending between 3 & 9 months - Children	160	359	44.6%	57.6%	59.7%	58.1%
% of FP17s for the same patient ID Re-attending between 3 & 9 months - Adults	405	856	47.3%	50.8%	53.0%	50.6%
% of FP17s for Band 1 Urgent Courses	127	964	13.2%	10.4%	9.2%	9.1%
% of FP17s Relating to Free Repair or Replacements	9	964	0.9%	0.9%	1.0%	0.8%
% of FP17s Relating to Continuations	3	964	0.3%	1.1%	1.2%	1.1%
% of Patients satisfied with the dentistry they have received	1	1	N/A	91.1%	91.6%	91.4%
% of Patients satisfied with the time they had to wait for an appointment	1	1	N/A	87.5%	88.1%	87.7%

* This is based on patients treated on this contract for their most recent course of treatment. Figures in italics indicate the base number of FP17s or Patient Questionnaire responses are less than 100. N/A is shown where the base number of responses is less than 10 during the period. % is calculated as Quantity/Base number*100

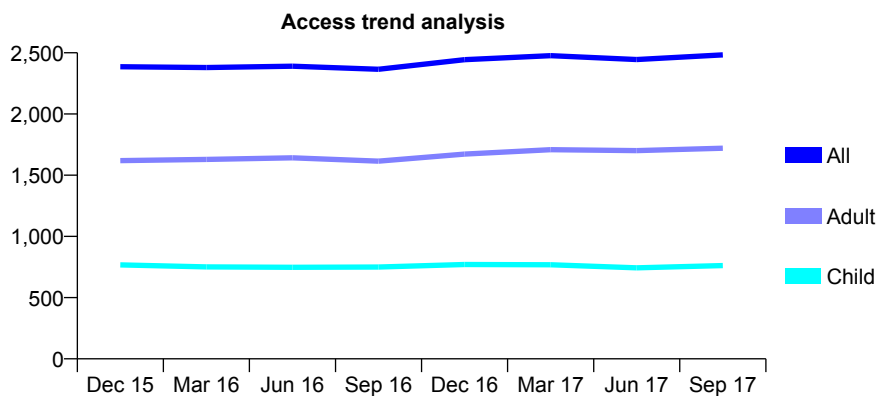
Q46 - Vital Signs At a Glance Contract Report for 639125/0001 - September 2017

Name or company name	MR ND SLATTERY
Contract type name	GDS Contract
Purpose of contract	General
Contract start date	01/04/2006
Contract end date	

17/18 Contracted general activity (UDA)	9,042
Carry forward general activity (UDA)	0
17/18 Contracted orthodontic activity (UOA)	0
Carry forward orthodontic activity (UOA)	0
Baseline contract value	£405,881.87

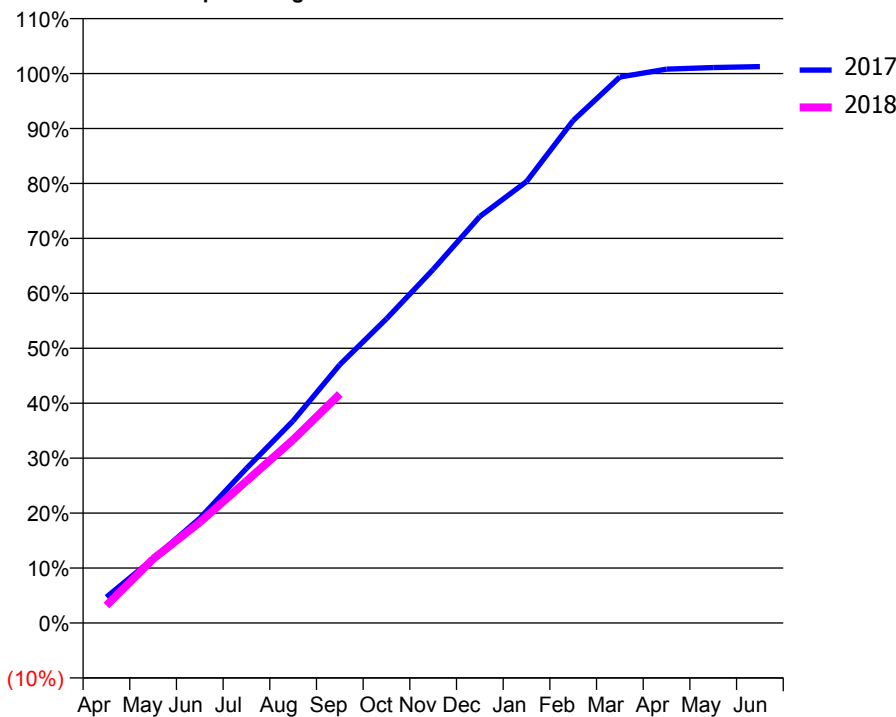
ACCESS*

Patients seen in 24 months	Total	Change since previous quarter
Quarter ending September 2016	2,365	
Quarter ending December 2016	2,444	↑
Quarter ending March 2017	2,477	→
Quarter ending June 2017	2,445	↓
Quarter ending September 2017	2,483	→
Variance since September 2016	5.0%	↑



ACTIVITY

Cumulative percentage of contracted UDA delivered 2017 & 2018



Month	Adjusted Scheduled Activity (UDA)	
	2017	2018
April	427	288
May	1,059	1,054
June	1,724	1,658
July	2,544	2,336
August	3,327	3,016
September	4,252	3,768
October	5,006	
November	5,818	
December	6,688	
January	7,265	
February	8,270	
March	8,985	
April	9,113	
May	9,140	
June	9,155	

QUALITY

	Quantity	Base Number	Contract	AT	Region	England
% of FP17s for the same patient ID Re-attending within 3 months - Children	51	648	7.9%	12.3%	12.8%	11.9%
% of FP17s for the same patient ID Re-attending within 3 months - Adults	123	1,197	10.3%	16.9%	16.5%	15.9%
% of FP17s for the same patient ID Re-attending between 3 & 9 months - Children	464	648	71.6%	57.6%	59.7%	58.1%
% of FP17s for the same patient ID Re-attending between 3 & 9 months - Adults	712	1,197	59.5%	50.8%	53.0%	50.6%
% of FP17s for Band 1 Urgent Courses	28	1,767	1.6%	10.4%	9.2%	9.1%
% of FP17s Relating to Free Repair or Replacements	12	1,767	0.7%	0.9%	1.0%	0.8%
% of FP17s Relating to Continuations	6	1,767	0.3%	1.1%	1.2%	1.1%
% of Patients satisfied with the dentistry they have received	1	1	N/A	91.1%	91.6%	91.4%
% of Patients satisfied with the time they had to wait for an appointment	1	1	N/A	87.5%	88.1%	87.7%

* This is based on patients treated on this contract for their most recent course of treatment. Figures in italics indicate the base number of FP17s or Patient Questionnaire responses are less than 100. N/A is shown where the base number of responses is less than 10 during the period. % is calculated as Quantity/Base number*100

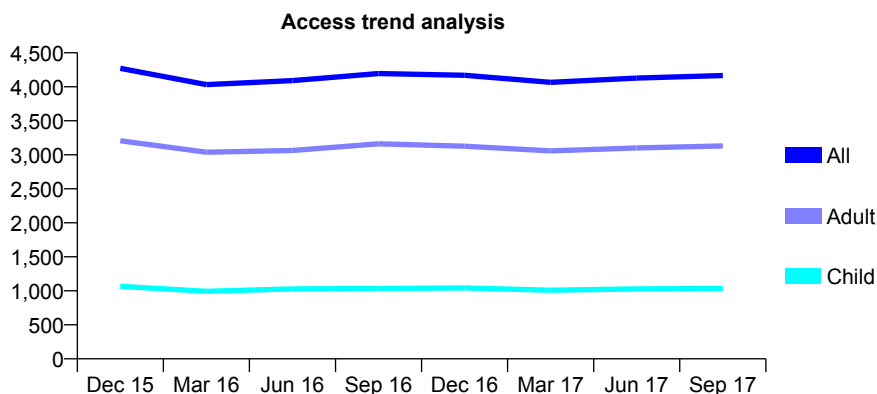
Q46 - Vital Signs At a Glance Contract Report for 643394/0001 - September 2017

Name or company name	MR M GREEN
Contract type name	GDS Contract
Purpose of contract	General
Contract start date	01/04/2006
Contract end date	

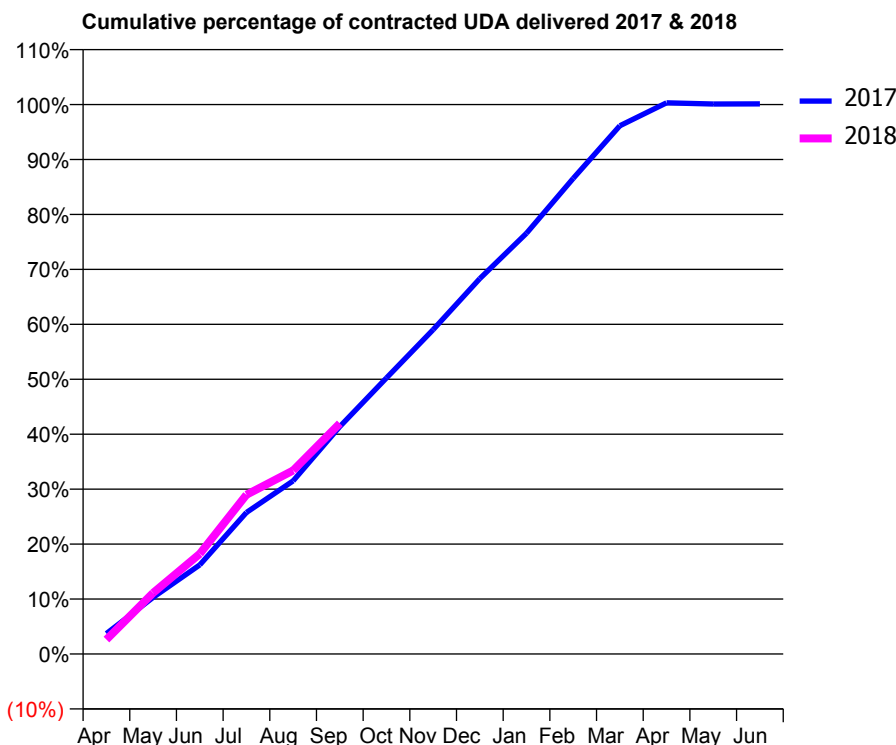
17/18 Contracted general activity (UDA)	11,651
Carry forward general activity (UDA)	0
17/18 Contracted orthodontic activity (UOA)	0
Carry forward orthodontic activity (UOA)	0
Baseline contract value	£334,537.23

ACCESS*

Patients seen in 24 months	Total	Change since previous quarter
Quarter ending September 2016	4,196	
Quarter ending December 2016	4,170	→
Quarter ending March 2017	4,065	↓
Quarter ending June 2017	4,129	→
Quarter ending September 2017	4,166	→
Variance since September 2016	(0.7%)	→



ACTIVITY



Month	Adjusted Scheduled Activity (UDA)	
	2017	2018
April	435	307
May	1,201	1,298
June	1,891	2,124
July	3,001	3,378
August	3,670	3,893
September	4,823	4,890
October	5,854	
November	6,879	
December	7,960	
January	8,921	
February	10,084	
March	11,202	
April	11,686	
May	11,662	
June	11,665	

QUALITY

	Quantity	Base Number	Contract	AT	Region	England
% of FP17s for the same patient ID Re-attending within 3 months - Children	110	1,006	10.9%	12.3%	12.8%	11.9%
% of FP17s for the same patient ID Re-attending within 3 months - Adults	361	2,212	16.3%	16.9%	16.5%	15.9%
% of FP17s for the same patient ID Re-attending between 3 & 9 months - Children	570	1,006	56.7%	57.6%	59.7%	58.1%
% of FP17s for the same patient ID Re-attending between 3 & 9 months - Adults	809	2,212	36.6%	50.8%	53.0%	50.6%
% of FP17s for Band 1 Urgent Courses	428	2,974	14.4%	10.4%	9.2%	9.1%
% of FP17s Relating to Free Repair or Replacements	22	2,974	0.7%	0.9%	1.0%	0.8%
% of FP17s Relating to Continuations	41	2,974	1.4%	1.1%	1.2%	1.1%
% of Patients satisfied with the dentistry they have received	3	3	N/A	91.1%	91.6%	91.4%
% of Patients satisfied with the time they had to wait for an appointment	3	3	N/A	87.5%	88.1%	87.7%

* This is based on patients treated on this contract for their most recent course of treatment. Figures in italics indicate the base number of FP17s or Patient Questionnaire responses are less than 100. N/A is shown where the base number of responses is less than 10 during the period. % is calculated as Quantity/Base number*100

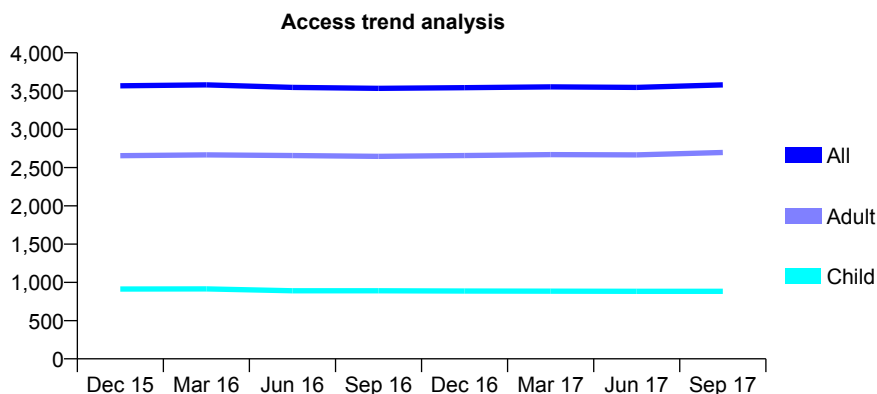
Q46 - Vital Signs At a Glance Contract Report for 643408/0001 - September 2017

Name or company name	MR DP LUSTMAN
Contract type name	GDS Contract
Purpose of contract	General
Contract start date	01/04/2006
Contract end date	

17/18 Contracted general activity (UDA)	11,485
Carry forward general activity (UDA)	0
17/18 Contracted orthodontic activity (UOA)	0
Carry forward orthodontic activity (UOA)	0
Baseline contract value	£287,169.28

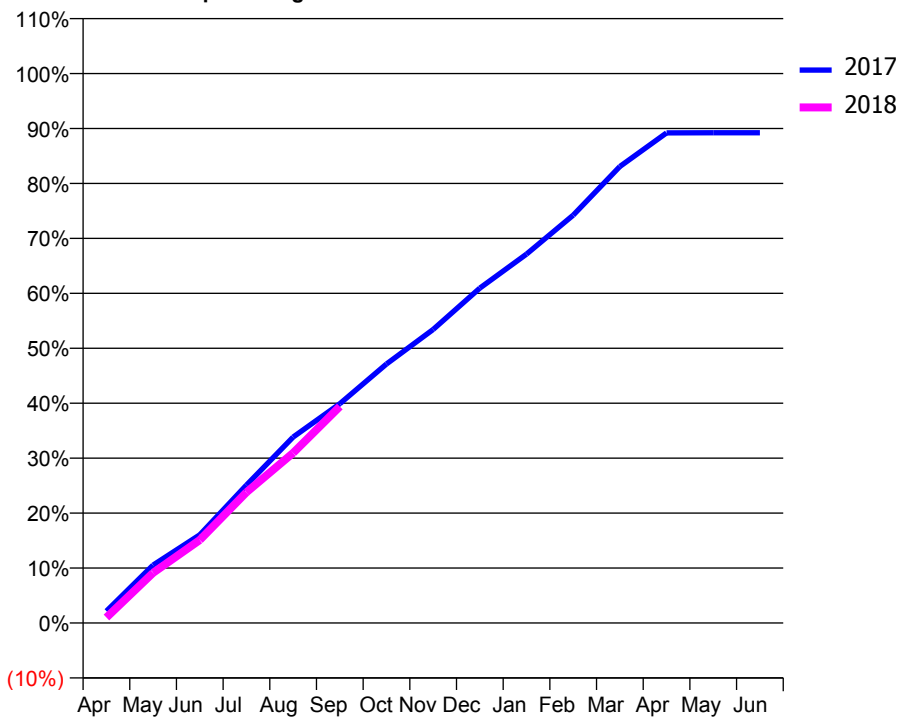
ACCESS*

Patients seen in 24 months	Total	Change since previous quarter
Quarter ending September 2016	3,535	
Quarter ending December 2016	3,544	→
Quarter ending March 2017	3,554	→
Quarter ending June 2017	3,548	→
Quarter ending September 2017	3,580	→
Variance since September 2016	1.3%	→



ACTIVITY

Cumulative percentage of contracted UDA delivered 2017 & 2018



Adjusted Scheduled Activity (UDA)

Month	2017	2018
April	249	116
May	1,211	1,050
June	1,844	1,736
July	2,883	2,733
August	3,887	3,555
September	4,584	4,526
October	5,414	
November	6,137	
December	6,999	
January	7,710	
February	8,524	
March	9,543	
April	10,245	
May	10,246	
June	10,246	

QUALITY

	Quantity	Base Number	Contract	AT	Region	England
% of FP17s for the same patient ID Re-attending within 3 months - Children	78	712	11.0%	12.3%	12.8%	11.9%
% of FP17s for the same patient ID Re-attending within 3 months - Adults	329	2,057	16.0%	16.9%	16.5%	15.9%
% of FP17s for the same patient ID Re-attending between 3 & 9 months - Children	421	712	59.1%	57.6%	59.7%	58.1%
% of FP17s for the same patient ID Re-attending between 3 & 9 months - Adults	1,204	2,057	58.5%	50.8%	53.0%	50.6%
% of FP17s for Band 1 Urgent Courses	175	2,454	7.1%	10.4%	9.2%	9.1%
% of FP17s Relating to Free Repair or Replacements	15	2,454	0.6%	0.9%	1.0%	0.8%
% of FP17s Relating to Continuations	46	2,454	1.9%	1.1%	1.2%	1.1%
% of Patients satisfied with the dentistry they have received	4	4	N/A	91.1%	91.6%	91.4%
% of Patients satisfied with the time they had to wait for an appointment	4	4	N/A	87.5%	88.1%	87.7%

* This is based on patients treated on this contract for their most recent course of treatment. Figures in italics indicate the base number of FP17s or Patient Questionnaire responses are less than 100. N/A is shown where the base number of responses is less than 10 during the period. % is calculated as Quantity/Base number*100

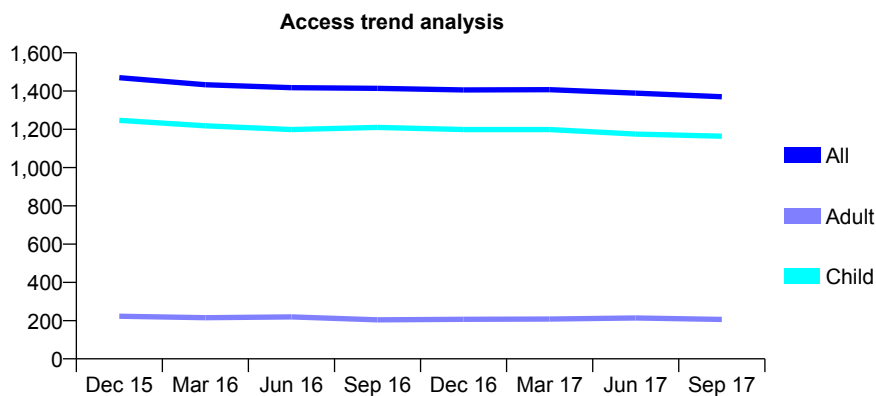
Q46 - Vital Signs At a Glance Contract Report for 643548/0001 - September 2017

Name or company name	MR RW SIMKINS
Contract type name	GDS Contract
Purpose of contract	General
Contract start date	01/04/2006
Contract end date	

17/18 Contracted general activity (UDA)	5,300
Carry forward general activity (UDA)	0
17/18 Contracted orthodontic activity (UOA)	0
Carry forward orthodontic activity (UOA)	0
Baseline contract value	£132,651.99

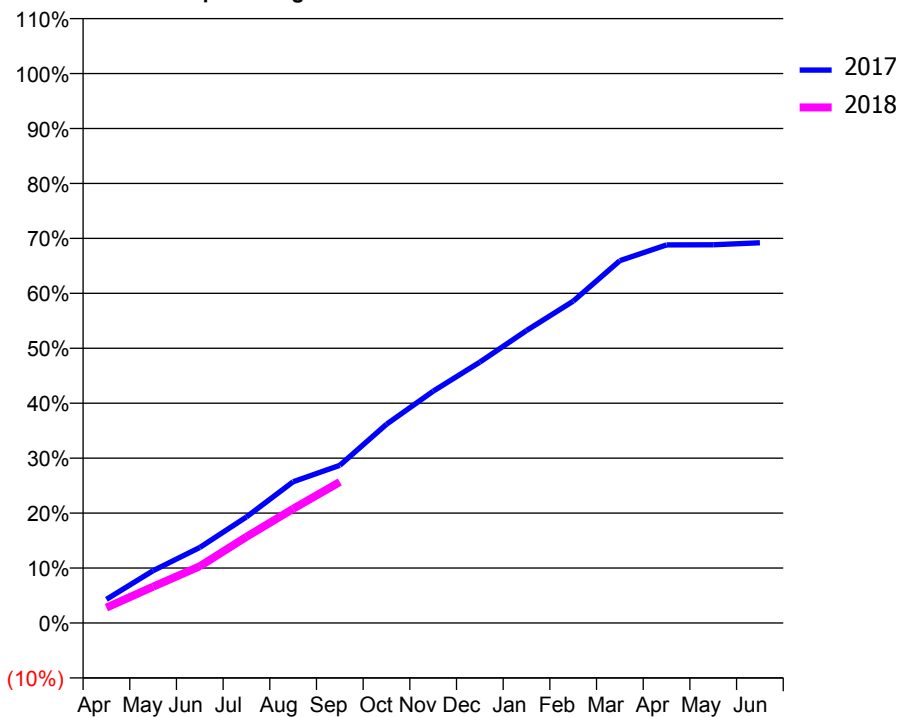
ACCESS*

Patients seen in 24 months	Total	Change since previous quarter
Quarter ending September 2016	1,414	
Quarter ending December 2016	1,406	→
Quarter ending March 2017	1,407	→
Quarter ending June 2017	1,389	↓
Quarter ending September 2017	1,370	↓
Variance since September 2016	(3.1%)	↓



ACTIVITY

Cumulative percentage of contracted UDA delivered 2017 & 2018



Month	Adjusted Scheduled Activity (UDA)	
	2017	2018
April	229	149
May	505	350
June	729	548
July	1,023	832
August	1,362	1,102
September	1,521	1,360
October	1,916	
November	2,237	
December	2,516	
January	2,822	
February	3,104	
March	3,495	
April	3,647	
May	3,649	
June	3,668	

QUALITY

	Quantity	Base Number	Contract	AT	Region	England
% of FP17s for the same patient ID Re-attending within 3 months - Children	106	983	10.8%	12.3%	12.8%	11.9%
% of FP17s for the same patient ID Re-attending within 3 months - Adults	6	46	13.0%	16.9%	16.5%	15.9%
% of FP17s for the same patient ID Re-attending between 3 & 9 months - Children	650	983	66.1%	57.6%	59.7%	58.1%
% of FP17s for the same patient ID Re-attending between 3 & 9 months - Adults	26	46	56.5%	50.8%	53.0%	50.6%
% of FP17s for Band 1 Urgent Courses	45	919	4.9%	10.4%	9.2%	9.1%
% of FP17s Relating to Free Repair or Replacements	0	919	0.0%	0.9%	1.0%	0.8%
% of FP17s Relating to Continuations	0	919	0.0%	1.1%	1.2%	1.1%
% of Patients satisfied with the dentistry they have received	1	1	N/A	91.1%	91.6%	91.4%
% of Patients satisfied with the time they had to wait for an appointment	1	1	N/A	87.5%	88.1%	87.7%

* This is based on patients treated on this contract for their most recent course of treatment. Figures in italics indicate the base number of FP17s or Patient Questionnaire responses are less than 100. N/A is shown where the base number of responses is less than 10 during the period. % is calculated as Quantity/Base number*100

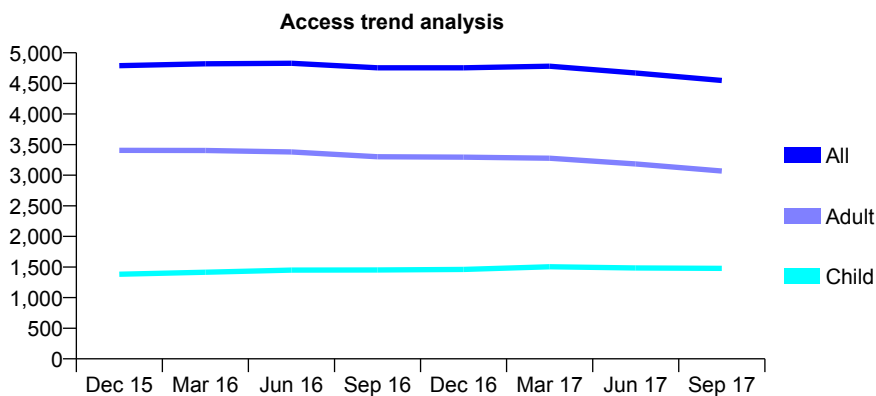
Q46 - Vital Signs At a Glance Contract Report for 643602/0001 - September 2017

Name or company name	MR EF FISHER
Contract type name	GDS Contract
Purpose of contract	General
Contract start date	30/10/2006
Contract end date	

17/18 Contracted general activity (UDA)	15,273
Carry forward general activity (UDA)	0
17/18 Contracted orthodontic activity (UOA)	0
Carry forward orthodontic activity (UOA)	0
Baseline contract value	£394,922.58

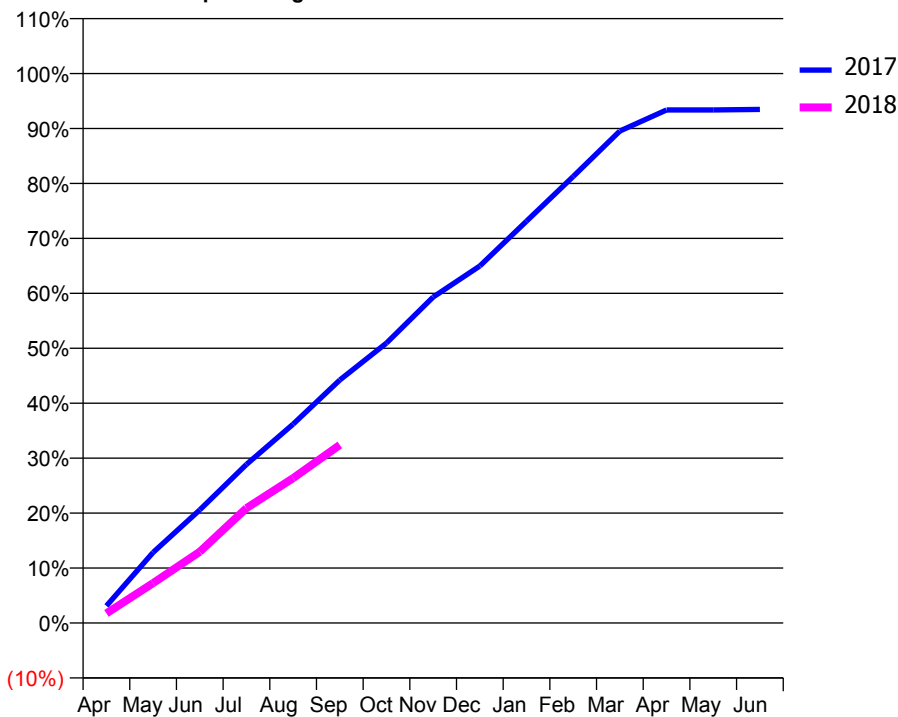
ACCESS*

Patients seen in 24 months	Total	Change since previous quarter
Quarter ending September 2016	4,755	
Quarter ending December 2016	4,755	→
Quarter ending March 2017	4,782	→
Quarter ending June 2017	4,670	↓
Quarter ending September 2017	4,547	↓
Variance since September 2016	(4.4%)	↓



ACTIVITY

Cumulative percentage of contracted UDA delivered 2017 & 2018



Adjusted Scheduled Activity (UDA)

Month	2017	2018
April	475	267
May	1,962	1,108
June	3,146	1,983
July	4,407	3,193
August	5,529	4,026
September	6,755	4,950
October	7,781	
November	9,062	
December	9,922	
January	11,170	
February	12,410	
March	13,675	
April	14,261	
May	14,261	
June	14,277	

QUALITY

	Quantity	Base Number	Contract	AT	Region	England
% of FP17s for the same patient ID Re-attending within 3 months - Children	82	855	9.6%	12.3%	12.8%	11.9%
% of FP17s for the same patient ID Re-attending within 3 months - Adults	382	1,835	20.8%	16.9%	16.5%	15.9%
% of FP17s for the same patient ID Re-attending between 3 & 9 months - Children	440	855	51.5%	57.6%	59.7%	58.1%
% of FP17s for the same patient ID Re-attending between 3 & 9 months - Adults	845	1,835	46.0%	50.8%	53.0%	50.6%
% of FP17s for Band 1 Urgent Courses	419	2,463	17.0%	10.4%	9.2%	9.1%
% of FP17s Relating to Free Repair or Replacements	46	2,463	1.9%	0.9%	1.0%	0.8%
% of FP17s Relating to Continuations	74	2,463	3.0%	1.1%	1.2%	1.1%
% of Patients satisfied with the dentistry they have received	3	3	N/A	91.1%	91.6%	91.4%
% of Patients satisfied with the time they had to wait for an appointment	2	3	N/A	87.5%	88.1%	87.7%

* This is based on patients treated on this contract for their most recent course of treatment. Figures in italics indicate the base number of FP17s or Patient Questionnaire responses are less than 100. N/A is shown where the base number of responses is less than 10 during the period. % is calculated as Quantity/Base number*100

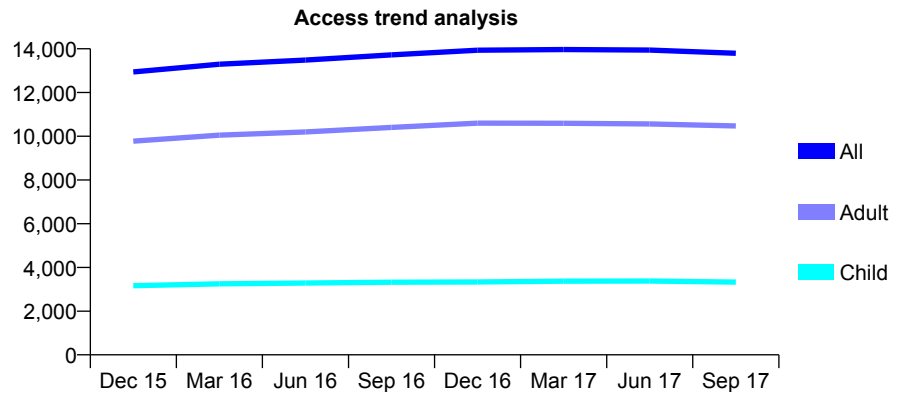
Q46 - Vital Signs At a Glance Contract Report for 649864/0001 - September 2017

Name or company name	MR AH BELL
Contract type name	GDS Contract
Purpose of contract	General
Contract start date	01/04/2006
Contract end date	

17/18 Contracted general activity (UDA)	36,956
Carry forward general activity (UDA)	0
17/18 Contracted orthodontic activity (UOA)	0
Carry forward orthodontic activity (UOA)	0
Baseline contract value	£1,120,211.13

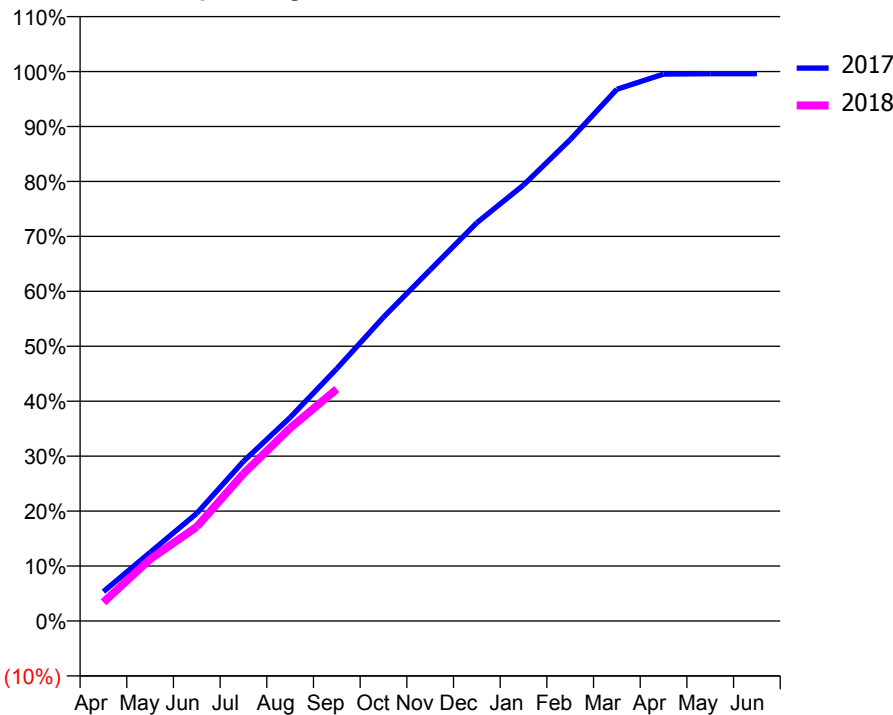
ACCESS*

Patients seen in 24 months	Total	Change since previous quarter
Quarter ending September 2016	13,725	
Quarter ending December 2016	13,933	→
Quarter ending March 2017	13,968	→
Quarter ending June 2017	13,939	→
Quarter ending September 2017	13,798	↓
Variance since September 2016	0.5%	→



ACTIVITY

Cumulative percentage of contracted UDA delivered 2017 & 2018



Month	Adjusted Scheduled Activity (UDA)	
	2017	2018
April	1,979	1,262
May	4,615	4,161
June	7,240	6,337
July	10,736	9,903
August	13,688	12,968
September	16,976	15,596
October	20,431	
November	23,619	
December	26,786	
January	29,324	
February	32,370	
March	35,756	
April	36,781	
May	36,810	
June	36,810	

QUALITY

	Quantity	Base Number	Contract	AT	Region	England
% of FP17s for the same patient ID Re-attending within 3 months - Children	263	2,353	11.2%	12.3%	12.8%	11.9%
% of FP17s for the same patient ID Re-attending within 3 months - Adults	846	6,433	13.2%	16.9%	16.5%	15.9%
% of FP17s for the same patient ID Re-attending between 3 & 9 months - Children	1,263	2,353	53.7%	57.6%	59.7%	58.1%
% of FP17s for the same patient ID Re-attending between 3 & 9 months - Adults	3,242	6,433	50.4%	50.8%	53.0%	50.6%
% of FP17s for Band 1 Urgent Courses	1,030	8,290	12.4%	10.4%	9.2%	9.1%
% of FP17s Relating to Free Repair or Replacements	89	8,290	1.1%	0.9%	1.0%	0.8%
% of FP17s Relating to Continuations	110	8,290	1.3%	1.1%	1.2%	1.1%
% of Patients satisfied with the dentistry they have received	16	18	88.9%	91.1%	91.6%	91.4%
% of Patients satisfied with the time they had to wait for an appointment	17	18	94.4%	87.5%	88.1%	87.7%

* This is based on patients treated on this contract for their most recent course of treatment. Figures in italics indicate the base number of FP17s or Patient Questionnaire responses are less than 100. N/A is shown where the base number of responses is less than 10 during the period. % is calculated as Quantity/Base number*100

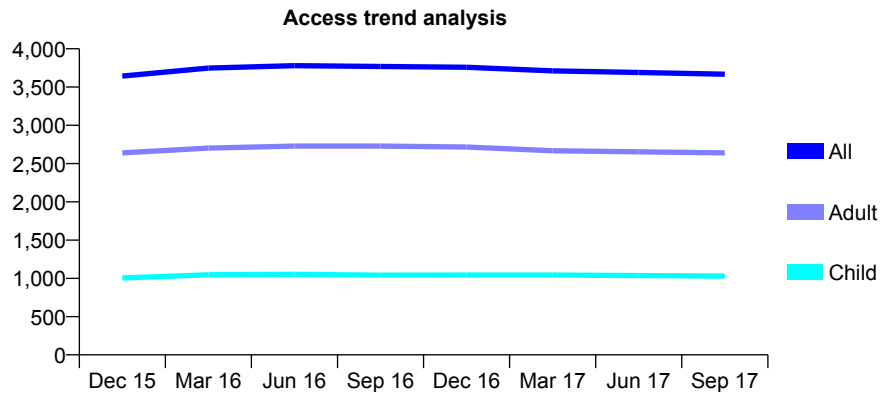
Q46 - Vital Signs At a Glance Contract Report for 653675/0001 - September 2017

Name or company name	MR WA JACK
Contract type name	GDS Contract
Purpose of contract	General
Contract start date	01/04/2006
Contract end date	

17/18 Contracted general activity (UDA)	9,559
Carry forward general activity (UDA)	0
17/18 Contracted orthodontic activity (UOA)	0
Carry forward orthodontic activity (UOA)	0
Baseline contract value	£308,079.89

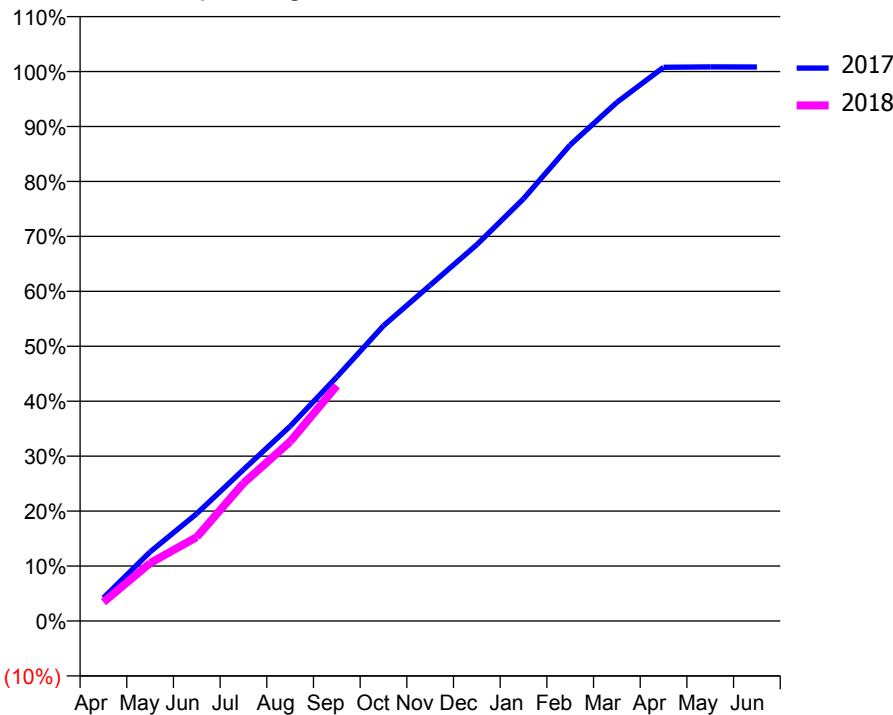
ACCESS*

Patients seen in 24 months	Total	Change since previous quarter
Quarter ending September 2016	3,769	
Quarter ending December 2016	3,759	→
Quarter ending March 2017	3,712	↓
Quarter ending June 2017	3,691	→
Quarter ending September 2017	3,668	→
Variance since September 2016	(2.7%)	↓



ACTIVITY

Cumulative percentage of contracted UDA delivered 2017 & 2018



Month	Adjusted Scheduled Activity (UDA)	
	2017	2018
April	402	327
May	1,203	1,008
June	1,869	1,460
July	2,635	2,396
August	3,389	3,121
September	4,246	4,093
October	5,137	
November	5,841	
December	6,546	
January	7,346	
February	8,282	
March	9,023	
April	9,634	
May	9,639	
June	9,637	

QUALITY

	Quantity	Base Number	Contract	AT	Region	England
% of FP17s for the same patient ID Re-attending within 3 months - Children	71	571	12.4%	12.3%	12.8%	11.9%
% of FP17s for the same patient ID Re-attending within 3 months - Adults	338	1,476	22.9%	16.9%	16.5%	15.9%
% of FP17s for the same patient ID Re-attending between 3 & 9 months - Children	194	571	34.0%	57.6%	59.7%	58.1%
% of FP17s for the same patient ID Re-attending between 3 & 9 months - Adults	448	1,476	30.4%	50.8%	53.0%	50.6%
% of FP17s for Band 1 Urgent Courses	403	1,799	22.4%	10.4%	9.2%	9.1%
% of FP17s Relating to Free Repair or Replacements	32	1,799	1.8%	0.9%	1.0%	0.8%
% of FP17s Relating to Continuations	12	1,799	0.7%	1.1%	1.2%	1.1%
% of Patients satisfied with the dentistry they have received	1	1	N/A	91.1%	91.6%	91.4%
% of Patients satisfied with the time they had to wait for an appointment	1	1	N/A	87.5%	88.1%	87.7%

* This is based on patients treated on this contract for their most recent course of treatment. Figures in italics indicate the base number of FP17s or Patient Questionnaire responses are less than 100. N/A is shown where the base number of responses is less than 10 during the period. % is calculated as Quantity/Base number*100

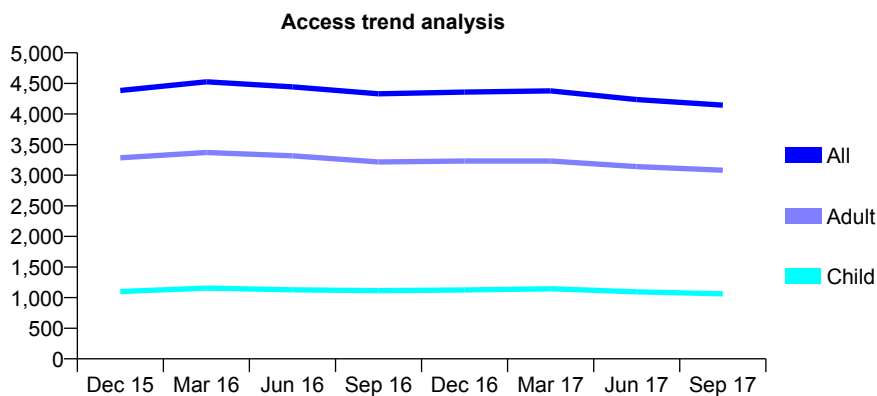
Q46 - Vital Signs At a Glance Contract Report for 654159/0001 - September 2017

Name or company name	MISS SA GREEN
Contract type name	GDS Contract
Purpose of contract	General
Contract start date	01/04/2006
Contract end date	

17/18 Contracted general activity (UDA)	11,993
Carry forward general activity (UDA)	0
17/18 Contracted orthodontic activity (UOA)	0
Carry forward orthodontic activity (UOA)	0
Baseline contract value	£331,523.81

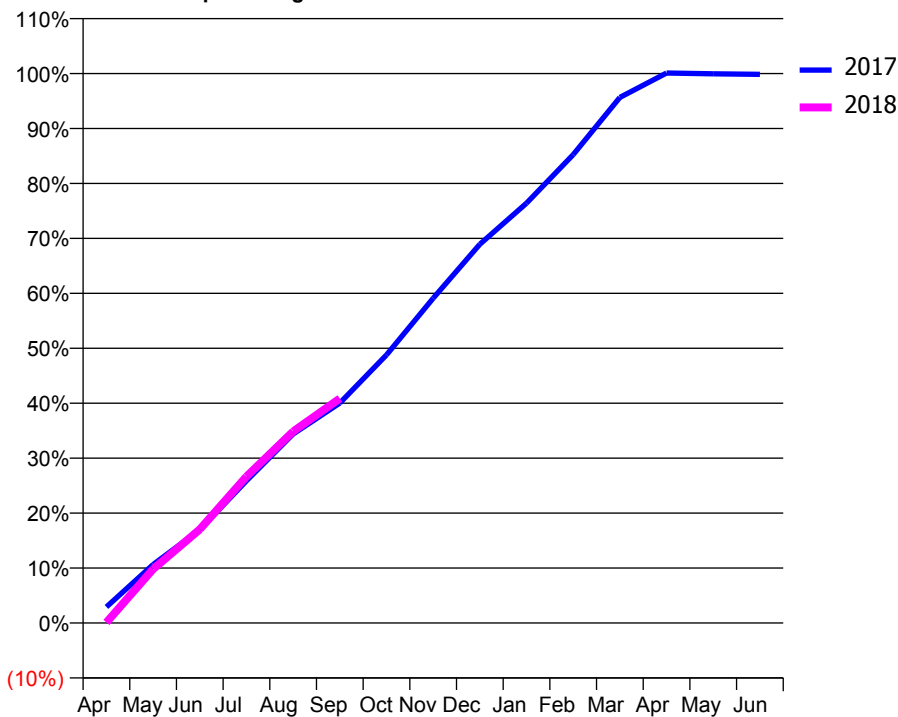
ACCESS*

Patients seen in 24 months	Total	Change since previous quarter
Quarter ending September 2016	4,331	
Quarter ending December 2016	4,358	→
Quarter ending March 2017	4,377	→
Quarter ending June 2017	4,236	↓
Quarter ending September 2017	4,145	↓
Variance since September 2016	(4.3%)	↓



ACTIVITY

Cumulative percentage of contracted UDA delivered 2017 & 2018



Month	Adjusted Scheduled Activity (UDA)	
	2017	2018
April	352	13
May	1,276	1,177
June	2,037	2,043
July	3,105	3,196
August	4,125	4,182
September	4,802	4,900
October	5,851	
November	7,089	
December	8,267	
January	9,162	
February	10,224	
March	11,471	
April	12,005	
May	11,985	
June	11,976	

QUALITY

	Quantity	Base Number	Contract	AT	Region	England
% of FP17s for the same patient ID Re-attending within 3 months - Children	98	771	12.7%	12.3%	12.8%	11.9%
% of FP17s for the same patient ID Re-attending within 3 months - Adults	296	1,831	16.2%	16.9%	16.5%	15.9%
% of FP17s for the same patient ID Re-attending between 3 & 9 months - Children	376	771	48.8%	57.6%	59.7%	58.1%
% of FP17s for the same patient ID Re-attending between 3 & 9 months - Adults	714	1,831	39.0%	50.8%	53.0%	50.6%
% of FP17s for Band 1 Urgent Courses	278	2,387	11.6%	10.4%	9.2%	9.1%
% of FP17s Relating to Free Repair or Replacements	27	2,387	1.1%	0.9%	1.0%	0.8%
% of FP17s Relating to Continuations	54	2,387	2.3%	1.1%	1.2%	1.1%
% of Patients satisfied with the dentistry they have received	3	3	N/A	91.1%	91.6%	91.4%
% of Patients satisfied with the time they had to wait for an appointment	3	3	N/A	87.5%	88.1%	87.7%

* This is based on patients treated on this contract for their most recent course of treatment. Figures in italics indicate the base number of FP17s or Patient Questionnaire responses are less than 100. N/A is shown where the base number of responses is less than 10 during the period. % is calculated as Quantity/Base number*100

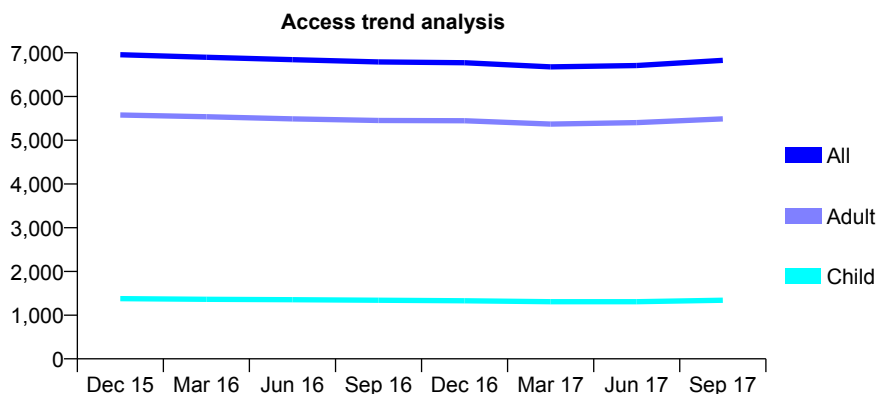
Q46 - Vital Signs At a Glance Contract Report for 654388/0001 - September 2017

Name or company name	MR RJ DUNCALF
Contract type name	GDS Contract
Purpose of contract	General
Contract start date	01/04/2006
Contract end date	

17/18 Contracted general activity (UDA)	18,070
Carry forward general activity (UDA)	0
17/18 Contracted orthodontic activity (UOA)	0
Carry forward orthodontic activity (UOA)	0
Baseline contract value	£453,053.68

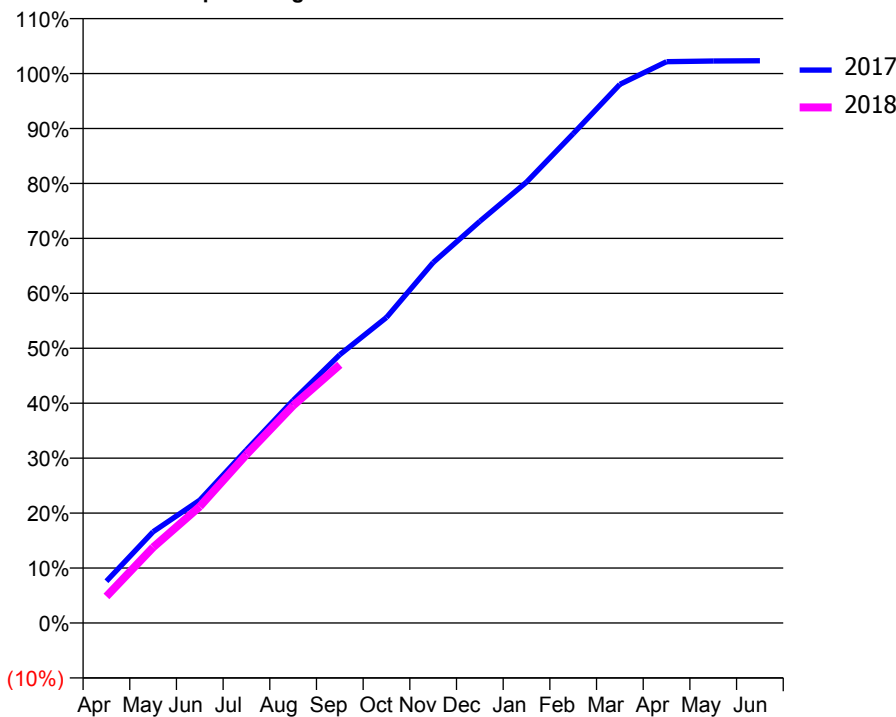
ACCESS*

Patients seen in 24 months	Total	Change since previous quarter
Quarter ending September 2016	6,791	
Quarter ending December 2016	6,772	→
Quarter ending March 2017	6,679	↓
Quarter ending June 2017	6,709	→
Quarter ending September 2017	6,829	→
Variance since September 2016	0.6%	→



ACTIVITY

Cumulative percentage of contracted UDA delivered 2017 & 2018



Month	Adjusted Scheduled Activity (UDA)	
	2017	2018
April	1,376	877
May	3,002	2,487
June	4,040	3,829
July	5,695	5,539
August	7,320	7,152
September	8,825	8,493
October	10,049	
November	11,854	
December	13,210	
January	14,501	
February	16,092	
March	17,711	
April	18,461	
May	18,479	
June	18,491	

QUALITY

	Quantity	Base Number	Contract	AT	Region	England
% of FP17s for the same patient ID Re-attending within 3 months - Children	121	1,196	10.1%	12.3%	12.8%	11.9%
% of FP17s for the same patient ID Re-attending within 3 months - Adults	676	4,335	15.6%	16.9%	16.5%	15.9%
% of FP17s for the same patient ID Re-attending between 3 & 9 months - Children	613	1,196	51.3%	57.6%	59.7%	58.1%
% of FP17s for the same patient ID Re-attending between 3 & 9 months - Adults	2,345	4,335	54.1%	50.8%	53.0%	50.6%
% of FP17s for Band 1 Urgent Courses	536	5,178	10.4%	10.4%	9.2%	9.1%
% of FP17s Relating to Free Repair or Replacements	51	5,178	1.0%	0.9%	1.0%	0.8%
% of FP17s Relating to Continuations	127	5,178	2.5%	1.1%	1.2%	1.1%
% of Patients satisfied with the dentistry they have received	13	13	100.0%	91.1%	91.6%	91.4%
% of Patients satisfied with the time they had to wait for an appointment	12	13	92.3%	87.5%	88.1%	87.7%

* This is based on patients treated on this contract for their most recent course of treatment. Figures in italics indicate the base number of FP17s or Patient Questionnaire responses are less than 100. N/A is shown where the base number of responses is less than 10 during the period. % is calculated as Quantity/Base number*100

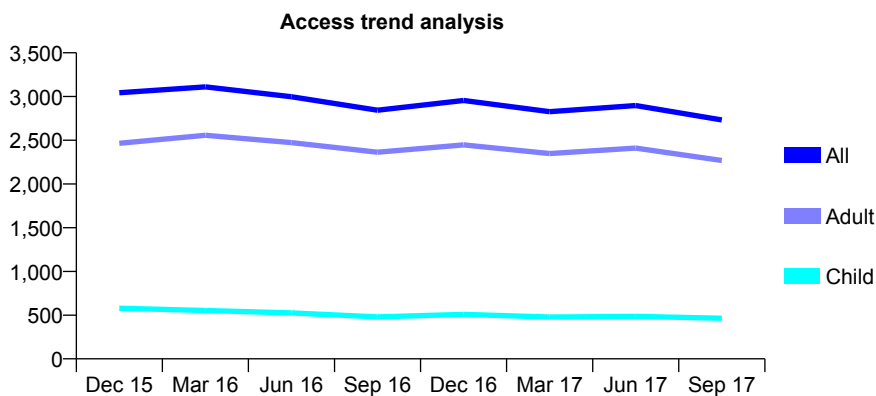
Q46 - Vital Signs At a Glance Contract Report for 656577/0001 - September 2017

Name or company name	MR C CARRE
Contract type name	GDS Contract
Purpose of contract	General
Contract start date	01/04/2006
Contract end date	

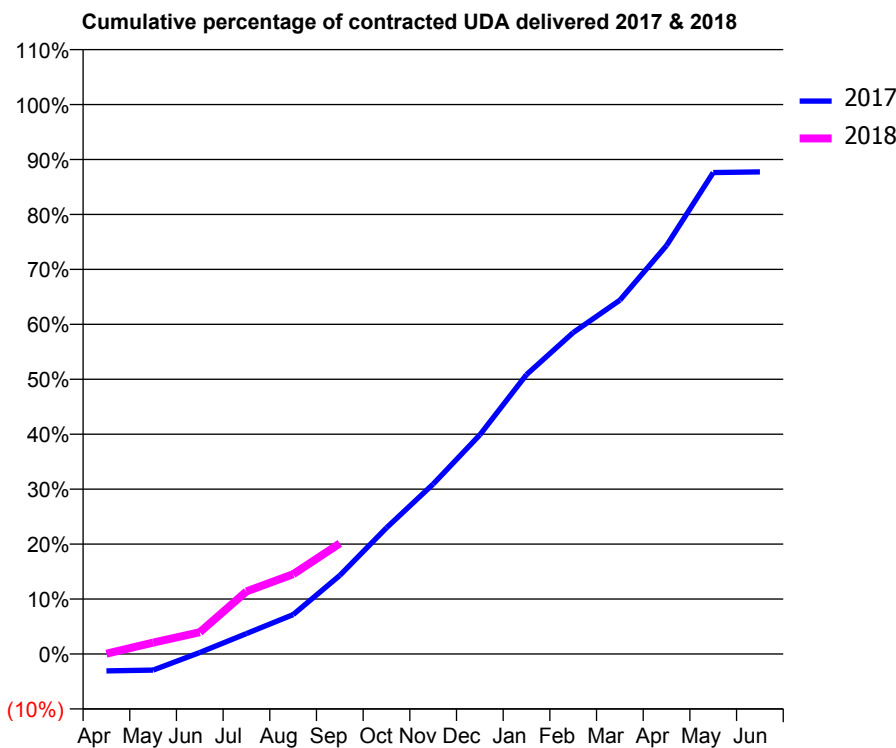
17/18 Contracted general activity (UDA)	9,963
Carry forward general activity (UDA)	0
17/18 Contracted orthodontic activity (UOA)	0
Carry forward orthodontic activity (UOA)	0
Baseline contract value	£246,344.67

ACCESS*

Patients seen in 24 months	Total	Change since previous quarter
Quarter ending September 2016	2,843	
Quarter ending December 2016	2,955	↑
Quarter ending March 2017	2,826	↓
Quarter ending June 2017	2,897	↑
Quarter ending September 2017	2,732	↓
Variance since September 2016	(3.9%)	↓



ACTIVITY



Month	Adjusted Scheduled Activity (UDA)	
	2017	2018
April	-309	5
May	-293	208
June	28	395
July	370	1,136
August	716	1,447
September	1,425	2,005
October	2,288	
November	3,081	
December	3,973	
January	5,067	
February	5,827	
March	6,415	
April	7,407	
May	8,729	
June	8,741	

QUALITY

	Quantity	Base Number	Contract	AT	Region	England
% of FP17s for the same patient ID Re-attending within 3 months - Children	5	219	2.3%	12.3%	12.8%	11.9%
% of FP17s for the same patient ID Re-attending within 3 months - Adults	231	1,318	17.5%	16.9%	16.5%	15.9%
% of FP17s for the same patient ID Re-attending between 3 & 9 months - Children	61	219	27.9%	57.6%	59.7%	58.1%
% of FP17s for the same patient ID Re-attending between 3 & 9 months - Adults	446	1,318	33.8%	50.8%	53.0%	50.6%
% of FP17s for Band 1 Urgent Courses	26	842	3.1%	10.4%	9.2%	9.1%
% of FP17s Relating to Free Repair or Replacements	12	842	1.4%	0.9%	1.0%	0.8%
% of FP17s Relating to Continuations	16	842	1.9%	1.1%	1.2%	1.1%
% of Patients satisfied with the dentistry they have received	5	5	N/A	91.1%	91.6%	91.4%
% of Patients satisfied with the time they had to wait for an appointment	4	5	N/A	87.5%	88.1%	87.7%

* This is based on patients treated on this contract for their most recent course of treatment. Figures in italics indicate the base number of FP17s or Patient Questionnaire responses are less than 100. N/A is shown where the base number of responses is less than 10 during the period. % is calculated as Quantity/Base number*100

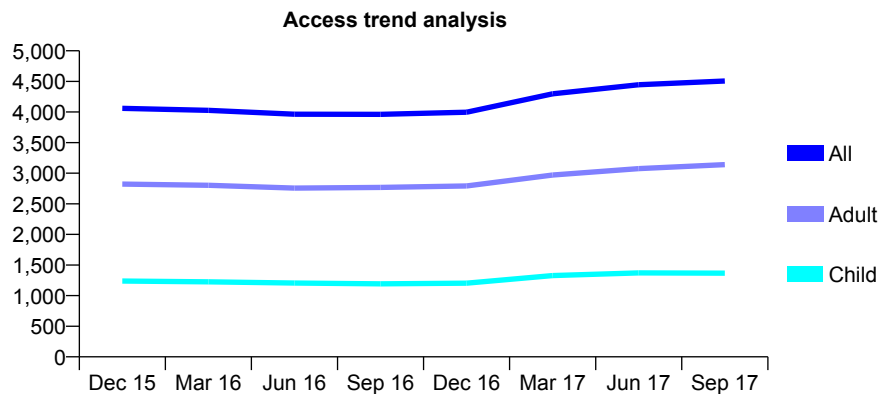
Q46 - Vital Signs At a Glance Contract Report for 676616/0001 - September 2017

Name or company name	MR RJ DORRINGTON
Contract type name	Pilot Contract
Purpose of contract	General and Orthodontic
Contract start date	01/04/2006
Contract end date	

17/18 Contracted general activity (UDA)	13,620
Carry forward general activity (UDA)	0
17/18 Contracted orthodontic activity (UOA)	1,482
Carry forward orthodontic activity (UOA)	0
Baseline contract value	£405,264.28

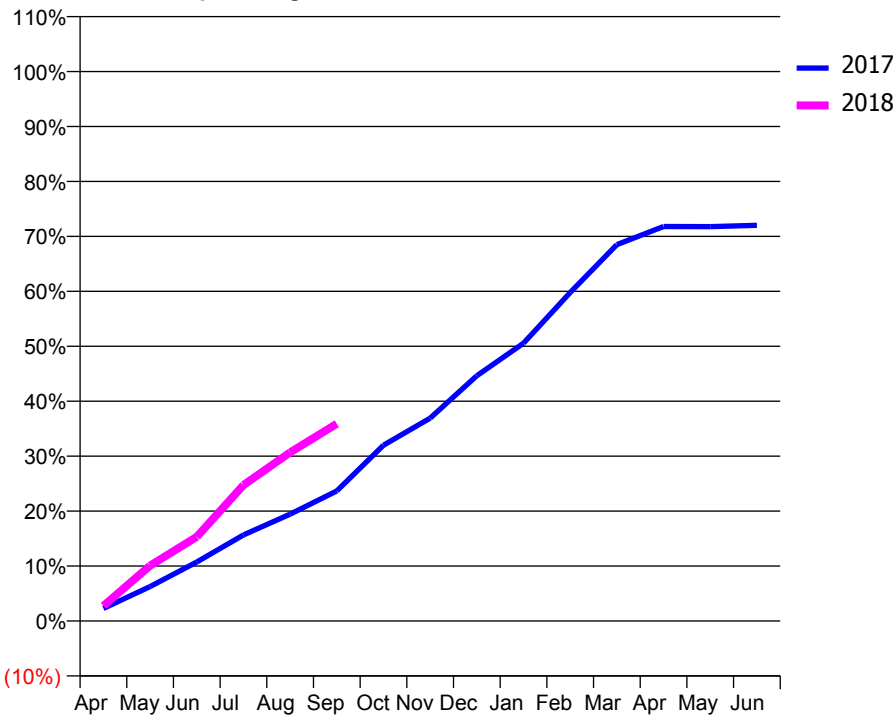
ACCESS*

Patients seen in 24 months	Total	Change since previous quarter
Quarter ending September 2016	3,962	
Quarter ending December 2016	3,997	→
Quarter ending March 2017	4,297	↑
Quarter ending June 2017	4,446	↑
Quarter ending September 2017	4,507	→
Variance since September 2016	13.8%	↑



ACTIVITY

Cumulative percentage of contracted UDA delivered 2017 & 2018



Month	Adjusted Scheduled Activity (UDA)	
	2017	2018
April	311	376
May	854	1,375
June	1,462	2,086
July	2,134	3,369
August	2,649	4,180
September	3,223	4,889
October	4,357	
November	5,030	
December	6,081	
January	6,887	
February	8,142	
March	9,329	
April	9,778	
May	9,776	
June	9,809	

QUALITY

	Quantity	Base Number	Contract	AT	Region	England
% of FP17s for the same patient ID Re-attending within 3 months - Children	115	1,062	10.8%	12.3%	12.8%	11.9%
% of FP17s for the same patient ID Re-attending within 3 months - Adults	309	1,901	16.3%	16.9%	16.5%	15.9%
% of FP17s for the same patient ID Re-attending between 3 & 9 months - Children	434	1,062	40.9%	57.6%	59.7%	58.1%
% of FP17s for the same patient ID Re-attending between 3 & 9 months - Adults	639	1,901	33.6%	50.8%	53.0%	50.6%
% of FP17s for Band 1 Urgent Courses	103	2,513	4.1%	10.4%	9.2%	9.1%
% of FP17s Relating to Free Repair or Replacements	36	2,513	1.4%	0.9%	1.0%	0.8%
% of FP17s Relating to Continuations	8	2,513	0.3%	1.1%	1.2%	1.1%
% of Patients satisfied with the dentistry they have received	2	2	N/A	91.1%	91.6%	91.4%
% of Patients satisfied with the time they had to wait for an appointment	2	2	N/A	87.5%	88.1%	87.7%

* This is based on patients treated on this contract for their most recent course of treatment. Figures in italics indicate the base number of FP17s or Patient Questionnaire responses are less than 100. N/A is shown where the base number of responses is less than 10 during the period. % is calculated as Quantity/Base number*100

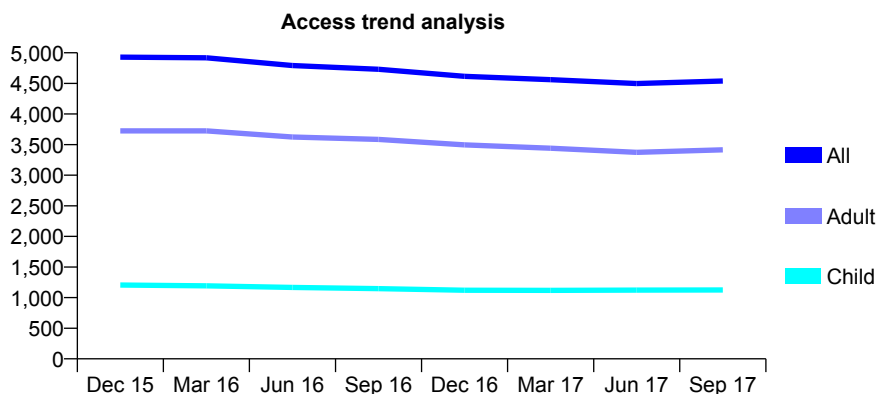
Q46 - Vital Signs At a Glance Contract Report for 678821/0001 - September 2017

Name or company name	MR DB SINGH
Contract type name	GDS Contract
Purpose of contract	General
Contract start date	01/04/2006
Contract end date	

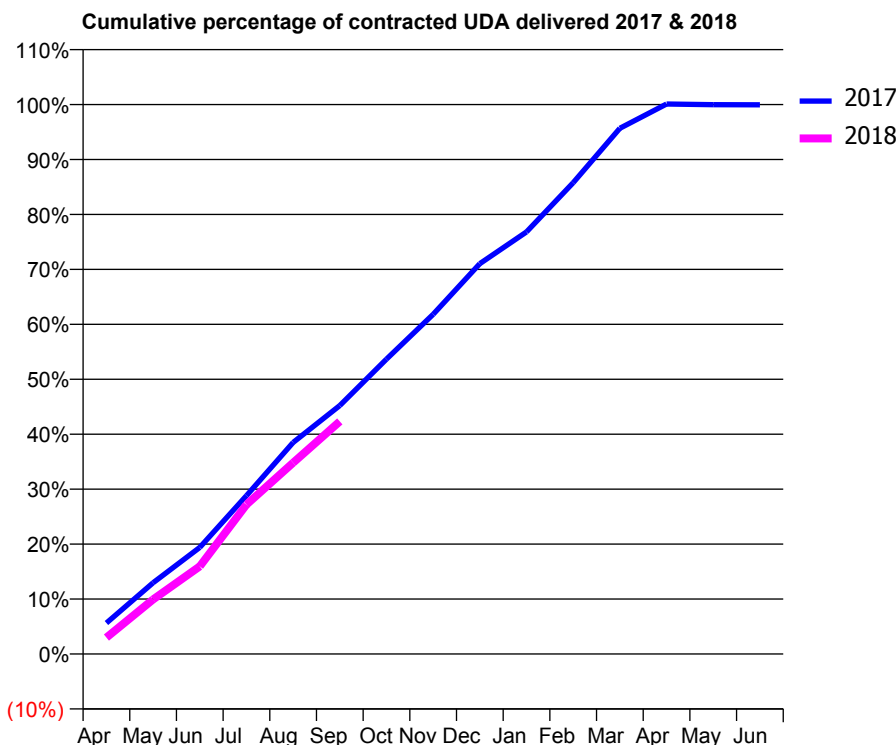
17/18 Contracted general activity (UDA)	16,876
Carry forward general activity (UDA)	0
17/18 Contracted orthodontic activity (UOA)	0
Carry forward orthodontic activity (UOA)	0
Baseline contract value	£543,857.74

ACCESS*

Patients seen in 24 months	Total	Change since previous quarter
Quarter ending September 2016	4,732	
Quarter ending December 2016	4,615	↓
Quarter ending March 2017	4,560	↓
Quarter ending June 2017	4,497	↓
Quarter ending September 2017	4,539	→
Variance since September 2016	(4.1%)	↓



ACTIVITY



Month	Adjusted Scheduled Activity (UDA)	
	2017	2018
April	951	505
May	2,191	1,679
June	3,274	2,694
July	4,861	4,590
August	6,496	5,875
September	7,633	7,144
October	9,058	
November	10,434	
December	11,990	
January	12,964	
February	14,473	
March	16,147	
April	16,890	
May	16,869	
June	16,868	

QUALITY

	Quantity	Base Number	Contract	AT	Region	England
% of FP17s for the same patient ID Re-attending within 3 months - Children	51	811	6.3%	12.3%	12.8%	11.9%
% of FP17s for the same patient ID Re-attending within 3 months - Adults	213	2,403	8.9%	16.9%	16.5%	15.9%
% of FP17s for the same patient ID Re-attending between 3 & 9 months - Children	499	811	61.5%	57.6%	59.7%	58.1%
% of FP17s for the same patient ID Re-attending between 3 & 9 months - Adults	1,458	2,403	60.7%	50.8%	53.0%	50.6%
% of FP17s for Band 1 Urgent Courses	206	2,943	7.0%	10.4%	9.2%	9.1%
% of FP17s Relating to Free Repair or Replacements	13	2,943	0.4%	0.9%	1.0%	0.8%
% of FP17s Relating to Continuations	6	2,943	0.2%	1.1%	1.2%	1.1%
% of Patients satisfied with the dentistry they have received	3	3	N/A	91.1%	91.6%	91.4%
% of Patients satisfied with the time they had to wait for an appointment	3	3	N/A	87.5%	88.1%	87.7%

* This is based on patients treated on this contract for their most recent course of treatment. Figures in italics indicate the base number of FP17s or Patient Questionnaire responses are less than 100. N/A is shown where the base number of responses is less than 10 during the period. % is calculated as Quantity/Base number*100

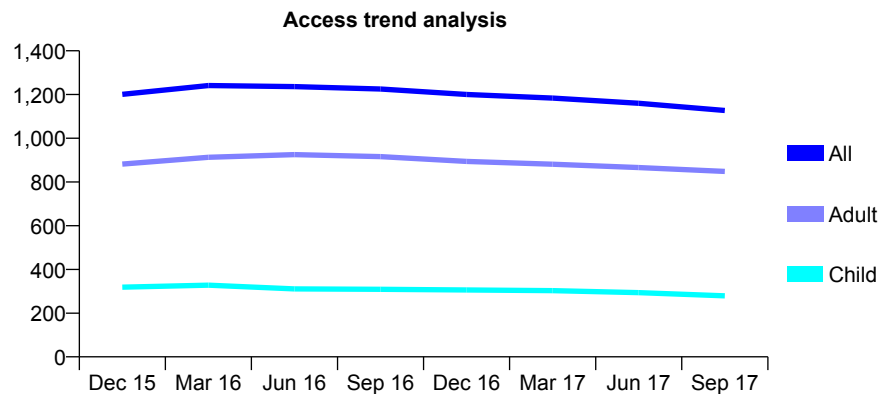
Q46 - Vital Signs At a Glance Contract Report for 679224/0001 - September 2017

Name or company name	MR DR HARROP
Contract type name	GDS Contract
Purpose of contract	General and Orthodontic
Contract start date	01/04/2006
Contract end date	

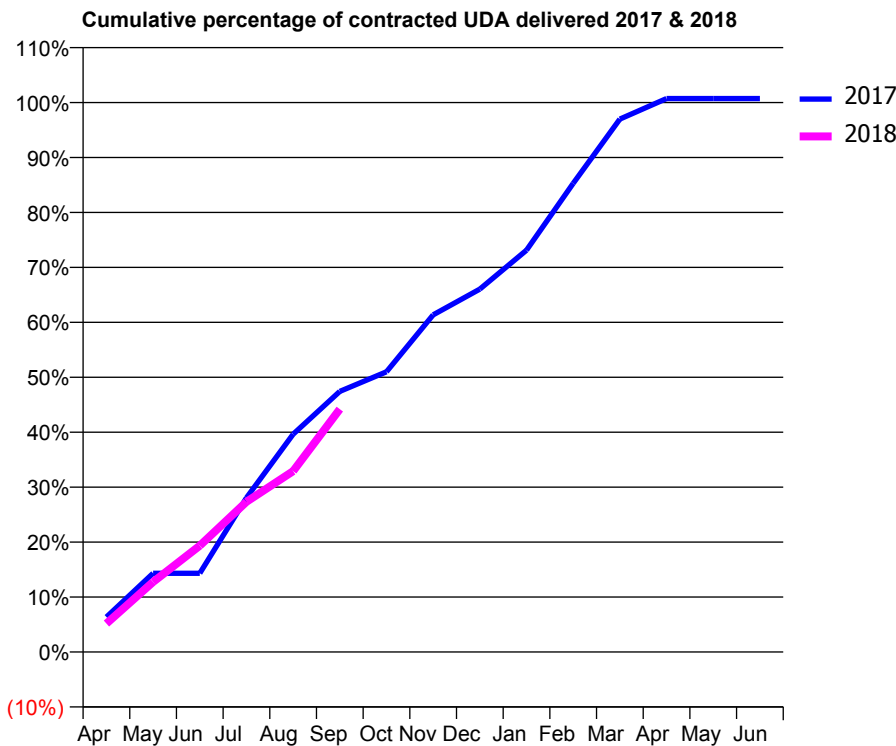
17/18 Contracted general activity (UDA)	3,916
Carry forward general activity (UDA)	-29
17/18 Contracted orthodontic activity (UOA)	523
Carry forward orthodontic activity (UOA)	-10
Baseline contract value	£152,768.19

ACCESS*

Patients seen in 24 months	Total	Change since previous quarter
Quarter ending September 2016	1,225	
Quarter ending December 2016	1,200	↓
Quarter ending March 2017	1,184	↓
Quarter ending June 2017	1,160	↓
Quarter ending September 2017	1,127	↓
Variance since September 2016	(8.0%)	↓



ACTIVITY



Month	Adjusted Scheduled Activity (UDA)	
	2017	2018
April	250	203
May	561	500
June	561	757
July	1,099	1,071
August	1,552	1,289
September	1,857	1,731
October	1,997	
November	2,403	
December	2,586	
January	2,864	
February	3,339	
March	3,798	
April	3,945	
May	3,945	
June	3,945	

QUALITY

	Quantity	Base Number	Contract	AT	Region	England
% of FP17s for the same patient ID Re-attending within 3 months - Children	60	292	20.5%	12.3%	12.8%	11.9%
% of FP17s for the same patient ID Re-attending within 3 months - Adults	85	531	16.0%	16.9%	16.5%	15.9%
% of FP17s for the same patient ID Re-attending between 3 & 9 months - Children	127	292	43.5%	57.6%	59.7%	58.1%
% of FP17s for the same patient ID Re-attending between 3 & 9 months - Adults	298	531	56.1%	50.8%	53.0%	50.6%
% of FP17s for Band 1 Urgent Courses	65	702	9.3%	10.4%	9.2%	9.1%
% of FP17s Relating to Free Repair or Replacements	1	702	0.1%	0.9%	1.0%	0.8%
% of FP17s Relating to Continuations	3	702	0.4%	1.1%	1.2%	1.1%
% of Patients satisfied with the dentistry they have received	11	12	91.7%	91.1%	91.6%	91.4%
% of Patients satisfied with the time they had to wait for an appointment	12	12	100.0%	87.5%	88.1%	87.7%

* This is based on patients treated on this contract for their most recent course of treatment. Figures in italics indicate the base number of FP17s or Patient Questionnaire responses are less than 100. N/A is shown where the base number of responses is less than 10 during the period. % is calculated as Quantity/Base number*100

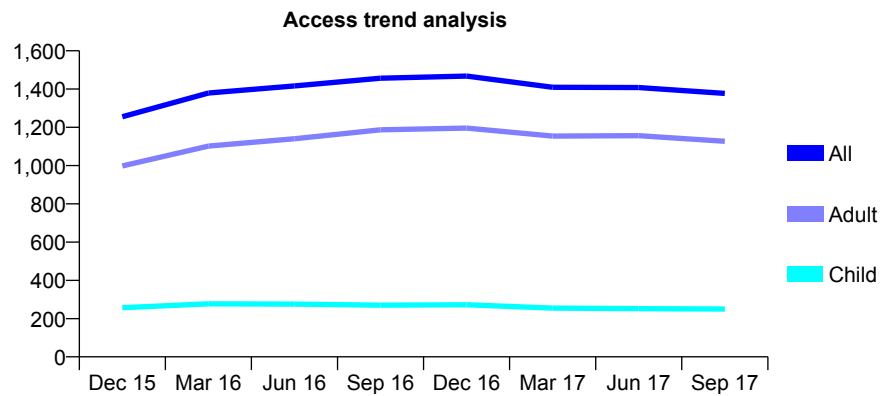
Q46 - Vital Signs At a Glance Contract Report for 682365/0013 - September 2017

Name or company name	MR QM JAFFRI
Contract type name	GDS Contract
Purpose of contract	General
Contract start date	01/01/2015
Contract end date	

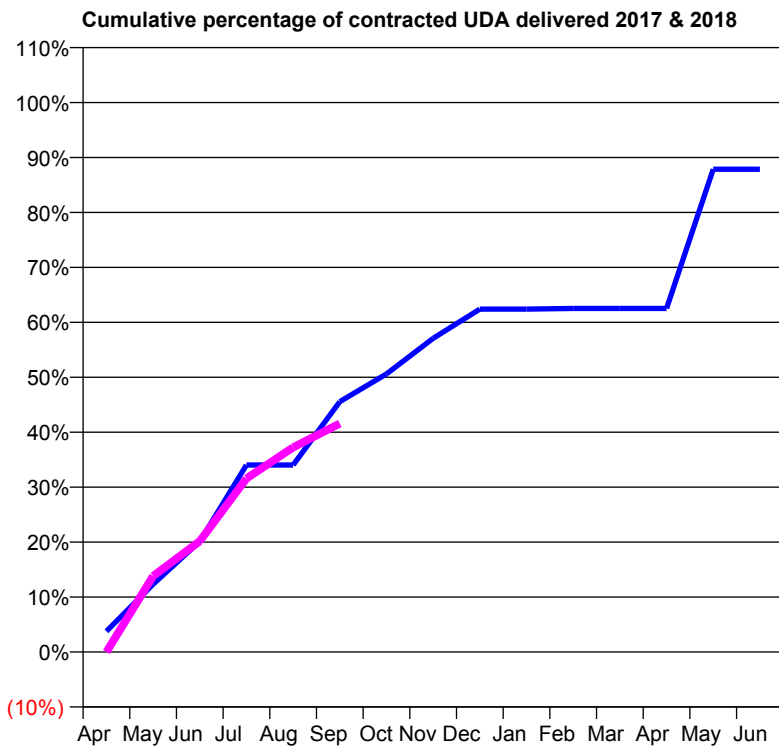
17/18 Contracted general activity (UDA)	4,694
Carry forward general activity (UDA)	0
17/18 Contracted orthodontic activity (UOA)	0
Carry forward orthodontic activity (UOA)	0
Baseline contract value	£112,839.67

ACCESS*

Patients seen in 24 months	Total	Change since previous quarter
Quarter ending September 2016	1,457	
Quarter ending December 2016	1,468	→
Quarter ending March 2017	1,409	↓
Quarter ending June 2017	1,408	→
Quarter ending September 2017	1,377	↓
Variance since September 2016	(5.5%)	↓



ACTIVITY



Month	Adjusted Scheduled Activity (UDA)	
	2017	2018
April	177	0
May	579	649
June	945	947
July	1,598	1,483
August	1,598	1,748
September	2,139	1,952
October	2,376	
November	2,680	
December	2,929	
January	2,929	
February	2,935	
March	2,935	
April	2,935	
May	4,124	
June	4,124	

QUALITY

	Quantity	Base Number	Contract	AT	Region	England
% of FP17s for the same patient ID Re-attending within 3 months - Children	25	322	7.8%	12.3%	12.8%	11.9%
% of FP17s for the same patient ID Re-attending within 3 months - Adults	128	1,238	10.3%	16.9%	16.5%	15.9%
% of FP17s for the same patient ID Re-attending between 3 & 9 months - Children	206	322	64.0%	57.6%	59.7%	58.1%
% of FP17s for the same patient ID Re-attending between 3 & 9 months - Adults	853	1,238	68.9%	50.8%	53.0%	50.6%
% of FP17s for Band 1 Urgent Courses	66	925	7.1%	10.4%	9.2%	9.1%
% of FP17s Relating to Free Repair or Replacements	6	925	0.6%	0.9%	1.0%	0.8%
% of FP17s Relating to Continuations	0	925	0.0%	1.1%	1.2%	1.1%
% of Patients satisfied with the dentistry they have received	3	3	N/A	91.1%	91.6%	91.4%
% of Patients satisfied with the time they had to wait for an appointment	3	3	N/A	87.5%	88.1%	87.7%

* This is based on patients treated on this contract for their most recent course of treatment. Figures in italics indicate the base number of FP17s or Patient Questionnaire responses are less than 100. N/A is shown where the base number of responses is less than 10 during the period. % is calculated as Quantity/Base number*100

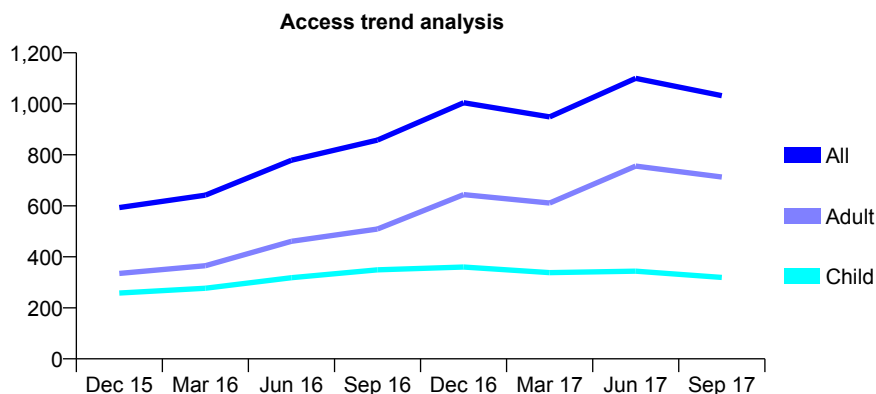
Q46 - Vital Signs At a Glance Contract Report for 683728/0001 - September 2017

Name or company name	MR N KHALID
Contract type name	GDS Contract
Purpose of contract	General
Contract start date	01/11/2014
Contract end date	

17/18 Contracted general activity (UDA)	4,751
Carry forward general activity (UDA)	0
17/18 Contracted orthodontic activity (UOA)	0
Carry forward orthodontic activity (UOA)	0
Baseline contract value	£158,828.83

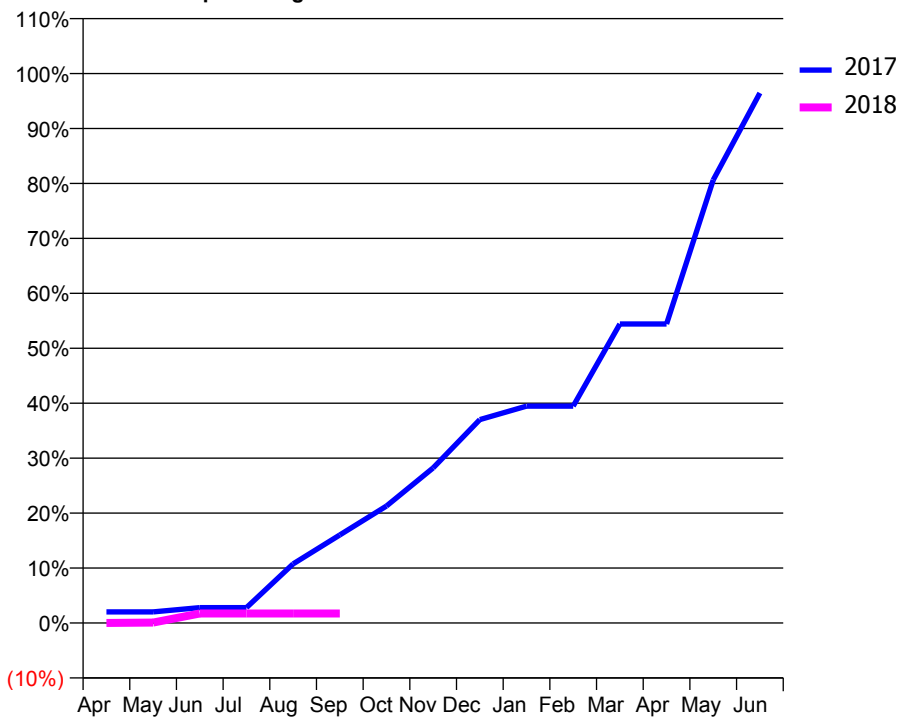
ACCESS*

Patients seen in 24 months	Total	Change since previous quarter
Quarter ending September 2016	858	
Quarter ending December 2016	1,004	↑
Quarter ending March 2017	949	↓
Quarter ending June 2017	1,100	↑
Quarter ending September 2017	1,032	↓
Variance since September 2016	20.3%	↑



ACTIVITY

Cumulative percentage of contracted UDA delivered 2017 & 2018



Month	Adjusted Scheduled Activity (UDA)	
	2017	2018
April	96	0
May	96	4
June	133	82
July	133	82
August	511	82
September	762	82
October	1,011	
November	1,342	
December	1,759	
January	1,875	
February	1,875	
March	2,585	
April	2,585	
May	3,831	
June	4,583	

QUALITY

	Quantity	Base Number	Contract	AT	Region	England
% of FP17s for the same patient ID Re-attending within 3 months - Children	1	106	0.9%	12.3%	12.8%	11.9%
% of FP17s for the same patient ID Re-attending within 3 months - Adults	25	328	7.6%	16.9%	16.5%	15.9%
% of FP17s for the same patient ID Re-attending between 3 & 9 months - Children	37	106	34.9%	57.6%	59.7%	58.1%
% of FP17s for the same patient ID Re-attending between 3 & 9 months - Adults	76	328	23.2%	50.8%	53.0%	50.6%
% of FP17s for Band 1 Urgent Courses	6	37	16.2%	10.4%	9.2%	9.1%
% of FP17s Relating to Free Repair or Replacements	0	37	0.0%	0.9%	1.0%	0.8%
% of FP17s Relating to Continuations	0	37	0.0%	1.1%	1.2%	1.1%
% of Patients satisfied with the dentistry they have received	6	8	N/A	91.1%	91.6%	91.4%
% of Patients satisfied with the time they had to wait for an appointment	5	8	N/A	87.5%	88.1%	87.7%

* This is based on patients treated on this contract for their most recent course of treatment. Figures in italics indicate the base number of FP17s or Patient Questionnaire responses are less than 100. N/A is shown where the base number of responses is less than 10 during the period. % is calculated as Quantity/Base number*100

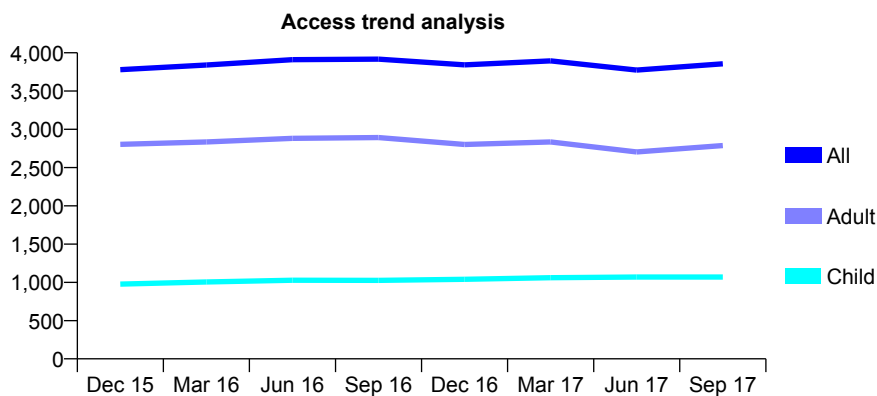
Q46 - Vital Signs At a Glance Contract Report for 683833/0001 - September 2017

Name or company name	MR N ARIF
Contract type name	GDS Contract
Purpose of contract	General
Contract start date	19/12/2012
Contract end date	

17/18 Contracted general activity (UDA)	9,892
Carry forward general activity (UDA)	0
17/18 Contracted orthodontic activity (UOA)	0
Carry forward orthodontic activity (UOA)	0
Baseline contract value	£236,556.11

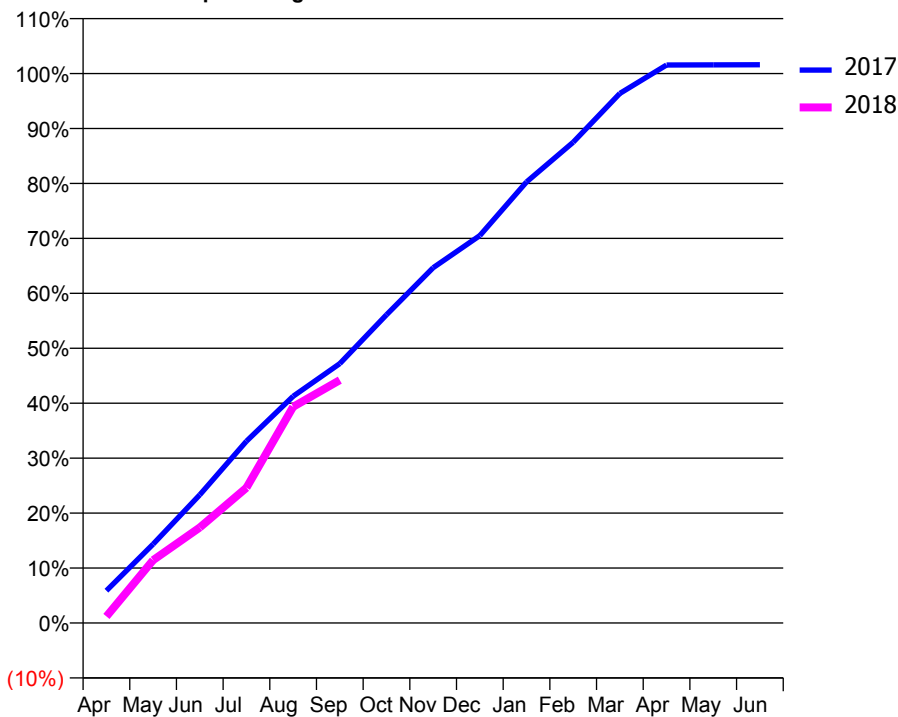
ACCESS*

Patients seen in 24 months	Total	Change since previous quarter
Quarter ending September 2016	3,917	
Quarter ending December 2016	3,842	↓
Quarter ending March 2017	3,895	→
Quarter ending June 2017	3,775	↓
Quarter ending September 2017	3,857	↑
Variance since September 2016	(1.5%)	↓



ACTIVITY

Cumulative percentage of contracted UDA delivered 2017 & 2018



Month	Adjusted Scheduled Activity (UDA)	
	2017	2018
April	582	118
May	1,420	1,131
June	2,307	1,720
July	3,273	2,436
August	4,083	3,891
September	4,670	4,372
October	5,549	
November	6,397	
December	6,976	
January	7,940	
February	8,655	
March	9,533	
April	10,045	
May	10,046	
June	10,050	

QUALITY

	Quantity	Base Number	Contract	AT	Region	England
% of FP17s for the same patient ID Re-attending within 3 months - Children	34	790	4.3%	12.3%	12.8%	11.9%
% of FP17s for the same patient ID Re-attending within 3 months - Adults	217	1,804	12.0%	16.9%	16.5%	15.9%
% of FP17s for the same patient ID Re-attending between 3 & 9 months - Children	520	790	65.8%	57.6%	59.7%	58.1%
% of FP17s for the same patient ID Re-attending between 3 & 9 months - Adults	714	1,804	39.6%	50.8%	53.0%	50.6%
% of FP17s for Band 1 Urgent Courses	131	2,349	5.6%	10.4%	9.2%	9.1%
% of FP17s Relating to Free Repair or Replacements	9	2,349	0.4%	0.9%	1.0%	0.8%
% of FP17s Relating to Continuations	27	2,349	1.1%	1.1%	1.2%	1.1%
% of Patients satisfied with the dentistry they have received	4	6	N/A	91.1%	91.6%	91.4%
% of Patients satisfied with the time they had to wait for an appointment	6	6	N/A	87.5%	88.1%	87.7%

* This is based on patients treated on this contract for their most recent course of treatment. Figures in italics indicate the base number of FP17s or Patient Questionnaire responses are less than 100. N/A is shown where the base number of responses is less than 10 during the period. % is calculated as Quantity/Base number*100

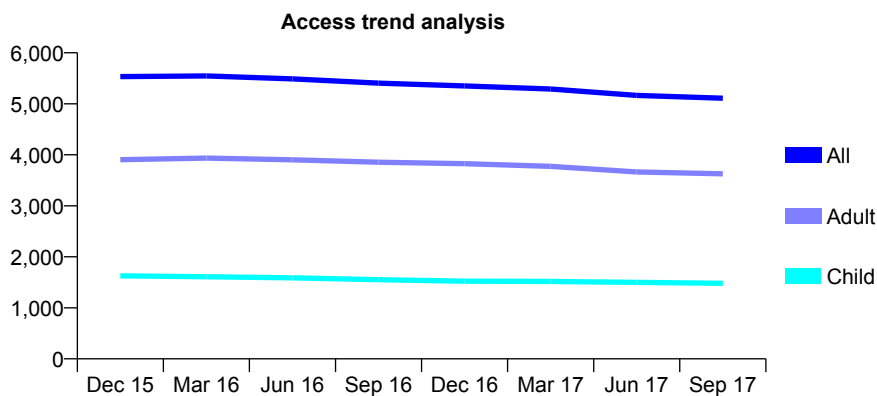
Q46 - Vital Signs At a Glance Contract Report for 684422/0001 - September 2017

Name or company name	MISS R AGGARWAL
Contract type name	GDS Contract
Purpose of contract	General
Contract start date	01/04/2006
Contract end date	

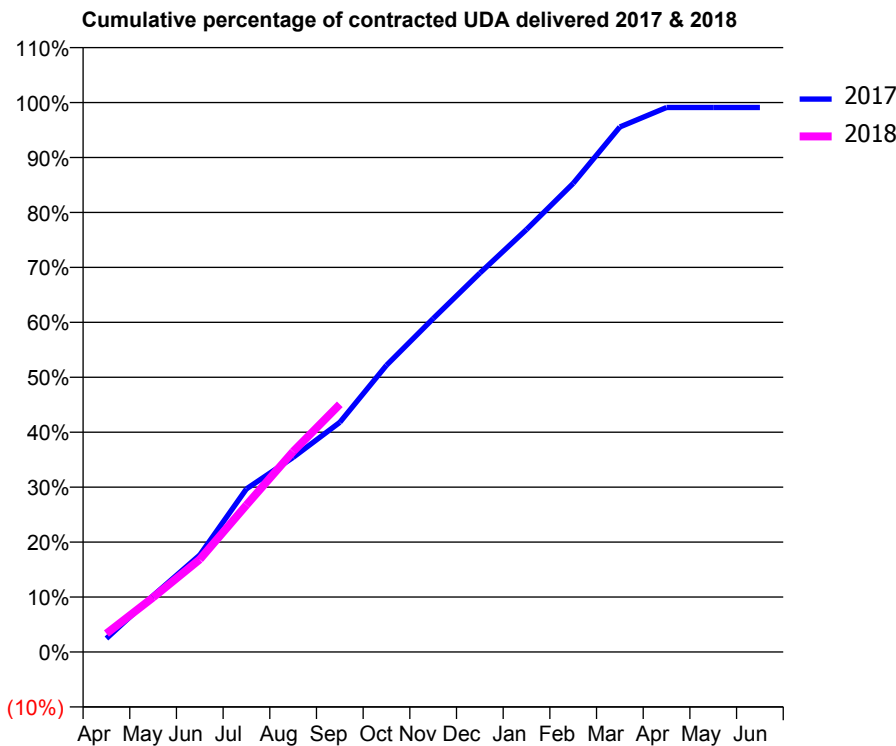
17/18 Contracted general activity (UDA)	16,100
Carry forward general activity (UDA)	0
17/18 Contracted orthodontic activity (UOA)	0
Carry forward orthodontic activity (UOA)	0
Baseline contract value	£454,076.81

ACCESS*

Patients seen in 24 months	Total	Change since previous quarter
Quarter ending September 2016	5,406	
Quarter ending December 2016	5,350	↓
Quarter ending March 2017	5,291	↓
Quarter ending June 2017	5,164	↓
Quarter ending September 2017	5,109	↓
Variance since September 2016	(5.5%)	↓



ACTIVITY



Month	Adjusted Scheduled Activity (UDA)	
	2017	2018
April	395	541
May	1,649	1,599
June	2,842	2,714
July	4,780	4,309
August	5,702	5,874
September	6,730	7,258
October	8,403	
November	9,771	
December	11,100	
January	12,381	
February	13,730	
March	15,386	
April	15,954	
May	15,955	
June	15,955	

QUALITY

	Quantity	Base Number	Contract	AT	Region	England
% of FP17s for the same patient ID Re-attending within 3 months - Children	59	1,178	5.0%	12.3%	12.8%	11.9%
% of FP17s for the same patient ID Re-attending within 3 months - Adults	256	2,623	9.8%	16.9%	16.5%	15.9%
% of FP17s for the same patient ID Re-attending between 3 & 9 months - Children	835	1,178	70.9%	57.6%	59.7%	58.1%
% of FP17s for the same patient ID Re-attending between 3 & 9 months - Adults	1,832	2,623	69.8%	50.8%	53.0%	50.6%
% of FP17s for Band 1 Urgent Courses	85	3,521	2.4%	10.4%	9.2%	9.1%
% of FP17s Relating to Free Repair or Replacements	61	3,521	1.7%	0.9%	1.0%	0.8%
% of FP17s Relating to Continuations	35	3,521	1.0%	1.1%	1.2%	1.1%
% of Patients satisfied with the dentistry they have received	5	5	N/A	91.1%	91.6%	91.4%
% of Patients satisfied with the time they had to wait for an appointment	5	5	N/A	87.5%	88.1%	87.7%

* This is based on patients treated on this contract for their most recent course of treatment. Figures in italics indicate the base number of FP17s or Patient Questionnaire responses are less than 100. N/A is shown where the base number of responses is less than 10 during the period. % is calculated as Quantity/Base number*100

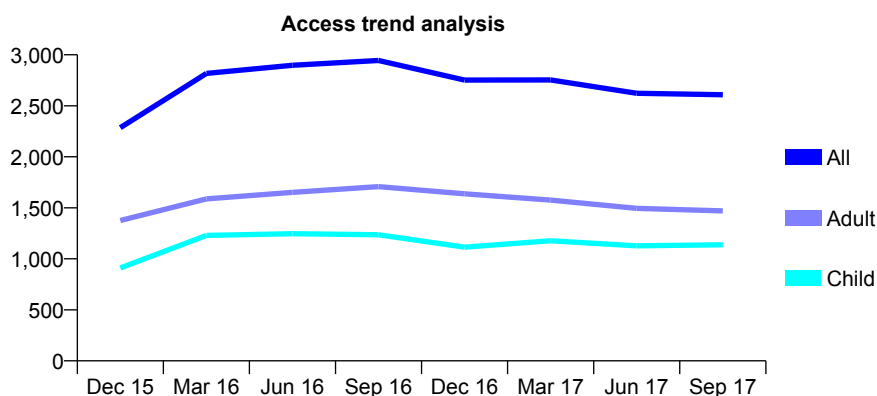
Q46 - Vital Signs At a Glance Contract Report for 685259/0001 - September 2017

Name or company name	MR N MOHAMMAD
Contract type name	GDS Contract
Purpose of contract	General
Contract start date	01/04/2006
Contract end date	

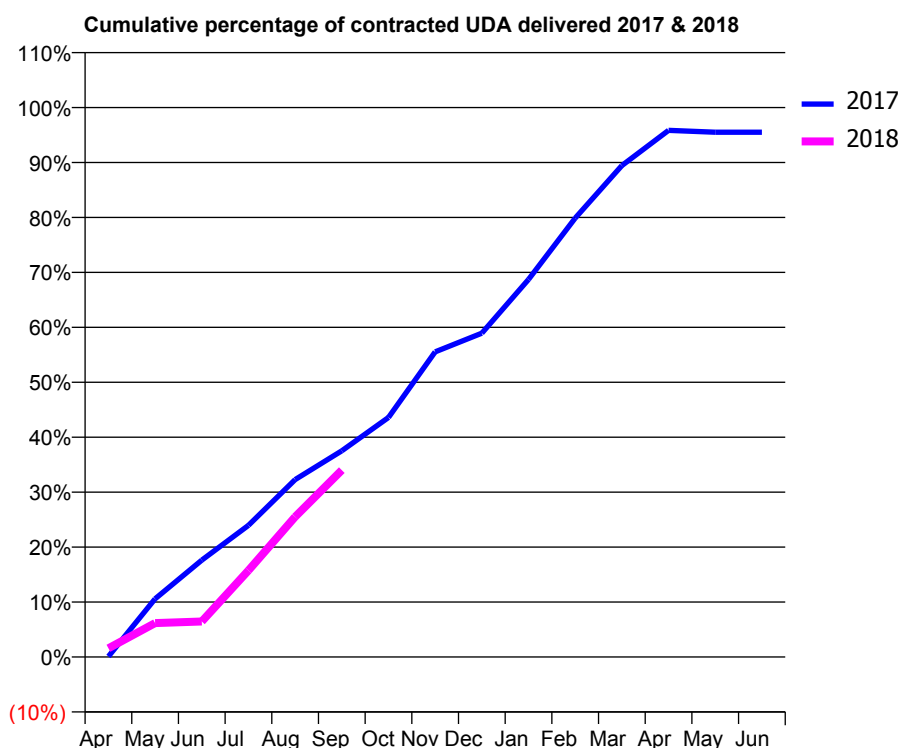
17/18 Contracted general activity (UDA)	6,949
Carry forward general activity (UDA)	0
17/18 Contracted orthodontic activity (UOA)	0
Carry forward orthodontic activity (UOA)	0
Baseline contract value	£191,977.21

ACCESS*

Patients seen in 24 months	Total	Change since previous quarter
Quarter ending September 2016	2,944	
Quarter ending December 2016	2,752	↓
Quarter ending March 2017	2,753	→
Quarter ending June 2017	2,623	↓
Quarter ending September 2017	2,608	→
Variance since September 2016	(11.4%)	↓



ACTIVITY



Adjusted Scheduled Activity (UDA)		
Month	2017	2018
April	8	111
May	735	430
June	1,224	450
July	1,665	1,095
August	2,243	1,773
September	2,608	2,364
October	3,029	
November	3,860	
December	4,095	
January	4,776	
February	5,550	
March	6,214	
April	6,660	
May	6,636	
June	6,636	

QUALITY

	Quantity	Base Number	Contract	AT	Region	England
% of FP17s for the same patient ID Re-attending within 3 months - Children	51	890	5.7%	12.3%	12.8%	11.9%
% of FP17s for the same patient ID Re-attending within 3 months - Adults	77	981	7.8%	16.9%	16.5%	15.9%
% of FP17s for the same patient ID Re-attending between 3 & 9 months - Children	525	890	59.0%	57.6%	59.7%	58.1%
% of FP17s for the same patient ID Re-attending between 3 & 9 months - Adults	570	981	58.1%	50.8%	53.0%	50.6%
% of FP17s for Band 1 Urgent Courses	104	1,598	6.5%	10.4%	9.2%	9.1%
% of FP17s Relating to Free Repair or Replacements	3	1,598	0.2%	0.9%	1.0%	0.8%
% of FP17s Relating to Continuations	0	1,598	0.0%	1.1%	1.2%	1.1%
% of Patients satisfied with the dentistry they have received	4	4	N/A	91.1%	91.6%	91.4%
% of Patients satisfied with the time they had to wait for an appointment	4	4	N/A	87.5%	88.1%	87.7%

* This is based on patients treated on this contract for their most recent course of treatment. Figures in italics indicate the base number of FP17s or Patient Questionnaire responses are less than 100. N/A is shown where the base number of responses is less than 10 during the period. % is calculated as Quantity/Base number*100

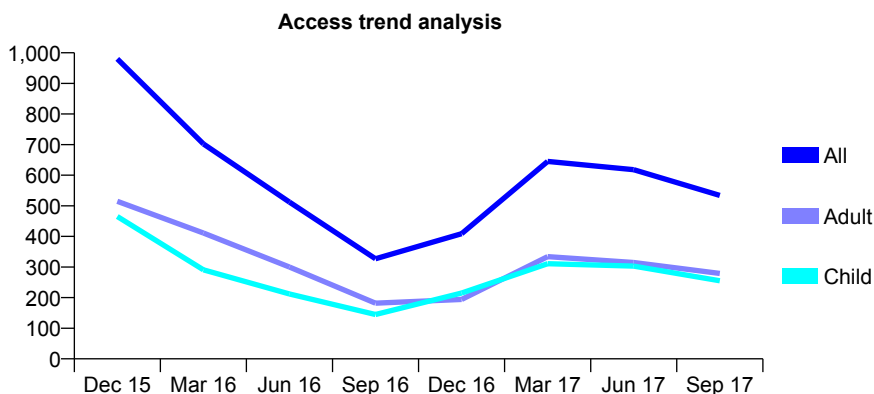
Q46 - Vital Signs At a Glance Contract Report for 685259/0002 - September 2017

Name or company name	MR N MOHAMMAD
Contract type name	GDS Contract
Purpose of contract	General
Contract start date	04/02/2008
Contract end date	

17/18 Contracted general activity (UDA)	1,900
Carry forward general activity (UDA)	0
17/18 Contracted orthodontic activity (UOA)	0
Carry forward orthodontic activity (UOA)	0
Baseline contract value	£44,958.11

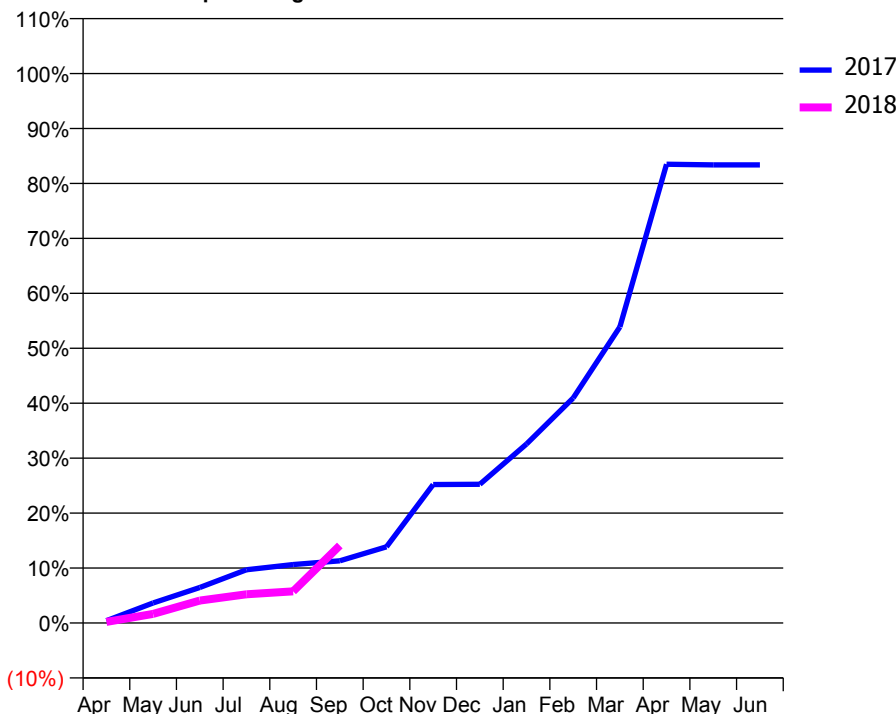
ACCESS*

Patients seen in 24 months	Total	Change since previous quarter
Quarter ending September 2016	327	
Quarter ending December 2016	409	↑
Quarter ending March 2017	645	↑
Quarter ending June 2017	618	↓
Quarter ending September 2017	534	↓
Variance since September 2016	63.3%	↑



ACTIVITY

Cumulative percentage of contracted UDA delivered 2017 & 2018



Adjusted Scheduled Activity (UDA)

Month	2017	2018
April	8	4
May	69	32
June	123	78
July	184	99
August	202	109
September	215	268
October	264	
November	479	
December	480	
January	619	
February	778	
March	1,024	
April	1,586	
May	1,584	
June	1,584	

QUALITY

	Quantity	Base Number	Contract	AT	Region	England
% of FP17s for the same patient ID Re-attending within 3 months - Children	7	233	3.0%	12.3%	12.8%	11.9%
% of FP17s for the same patient ID Re-attending within 3 months - Adults	4	236	1.7%	16.9%	16.5%	15.9%
% of FP17s for the same patient ID Re-attending between 3 & 9 months - Children	26	233	11.2%	57.6%	59.7%	58.1%
% of FP17s for the same patient ID Re-attending between 3 & 9 months - Adults	17	236	7.2%	50.8%	53.0%	50.6%
% of FP17s for Band 1 Urgent Courses	35	170	20.6%	10.4%	9.2%	9.1%
% of FP17s Relating to Free Repair or Replacements	0	170	0.0%	0.9%	1.0%	0.8%
% of FP17s Relating to Continuations	0	170	0.0%	1.1%	1.2%	1.1%
% of Patients satisfied with the dentistry they have received	0	0	N/A	91.1%	91.6%	91.4%
% of Patients satisfied with the time they had to wait for an appointment	0	0	N/A	87.5%	88.1%	87.7%

* This is based on patients treated on this contract for their most recent course of treatment. Figures in italics indicate the base number of FP17s or Patient Questionnaire responses are less than 100. N/A is shown where the base number of responses is less than 10 during the period. % is calculated as Quantity/Base number*100

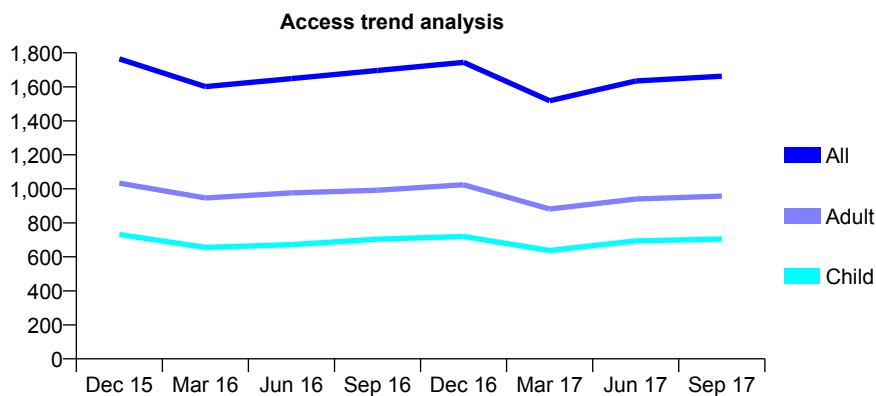
Q46 - Vital Signs At a Glance Contract Report for 685259/0003 - September 2017

Name or company name	MR N MOHAMMAD
Contract type name	GDS Contract
Purpose of contract	General
Contract start date	01/08/2008
Contract end date	

17/18 Contracted general activity (UDA)	4,000
Carry forward general activity (UDA)	0
17/18 Contracted orthodontic activity (UOA)	0
Carry forward orthodontic activity (UOA)	0
Baseline contract value	£108,699.46

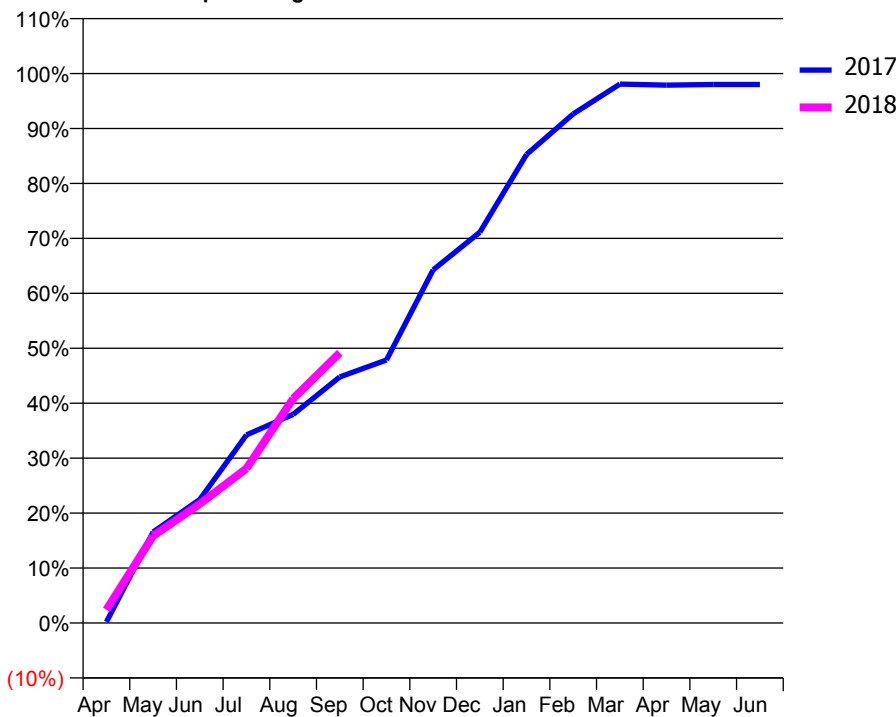
ACCESS*

Patients seen in 24 months	Total	Change since previous quarter
Quarter ending September 2016	1,696	
Quarter ending December 2016	1,744	↑
Quarter ending March 2017	1,518	↓
Quarter ending June 2017	1,634	↑
Quarter ending September 2017	1,662	→
Variance since September 2016	(2.0%)	↓



ACTIVITY

Cumulative percentage of contracted UDA delivered 2017 & 2018



Adjusted Scheduled Activity (UDA)

Month	2017	2018
April	8	97
May	663	635
June	899	867
July	1,369	1,124
August	1,519	1,633
September	1,791	1,967
October	1,914	
November	2,571	
December	2,844	
January	3,410	
February	3,706	
March	3,923	
April	3,916	
May	3,920	
June	3,920	

QUALITY

	Quantity	Base Number	Contract	AT	Region	England
% of FP17s for the same patient ID Re-attending within 3 months - Children	30	602	5.0%	12.3%	12.8%	11.9%
% of FP17s for the same patient ID Re-attending within 3 months - Adults	52	752	6.9%	16.9%	16.5%	15.9%
% of FP17s for the same patient ID Re-attending between 3 & 9 months - Children	310	602	51.5%	57.6%	59.7%	58.1%
% of FP17s for the same patient ID Re-attending between 3 & 9 months - Adults	369	752	49.1%	50.8%	53.0%	50.6%
% of FP17s for Band 1 Urgent Courses	118	1,354	8.7%	10.4%	9.2%	9.1%
% of FP17s Relating to Free Repair or Replacements	6	1,354	0.4%	0.9%	1.0%	0.8%
% of FP17s Relating to Continuations	0	1,354	0.0%	1.1%	1.2%	1.1%
% of Patients satisfied with the dentistry they have received	2	2	N/A	91.1%	91.6%	91.4%
% of Patients satisfied with the time they had to wait for an appointment	2	2	N/A	87.5%	88.1%	87.7%

* This is based on patients treated on this contract for their most recent course of treatment. Figures in italics indicate the base number of FP17s or Patient Questionnaire responses are less than 100. N/A is shown where the base number of responses is less than 10 during the period. % is calculated as Quantity/Base number*100

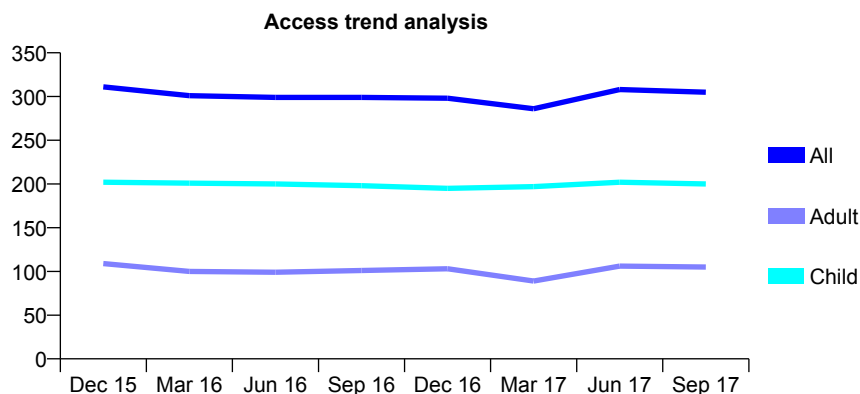
Q46 - Vital Signs At a Glance Contract Report for 686522/0001 - September 2017

Name or company name	MR AC BRISTOW
Contract type name	GDS Contract
Purpose of contract	General
Contract start date	01/04/2006
Contract end date	

17/18 Contracted general activity (UDA)	750
Carry forward general activity (UDA)	0
17/18 Contracted orthodontic activity (UOA)	0
Carry forward orthodontic activity (UOA)	0
Baseline contract value	£15,192.42

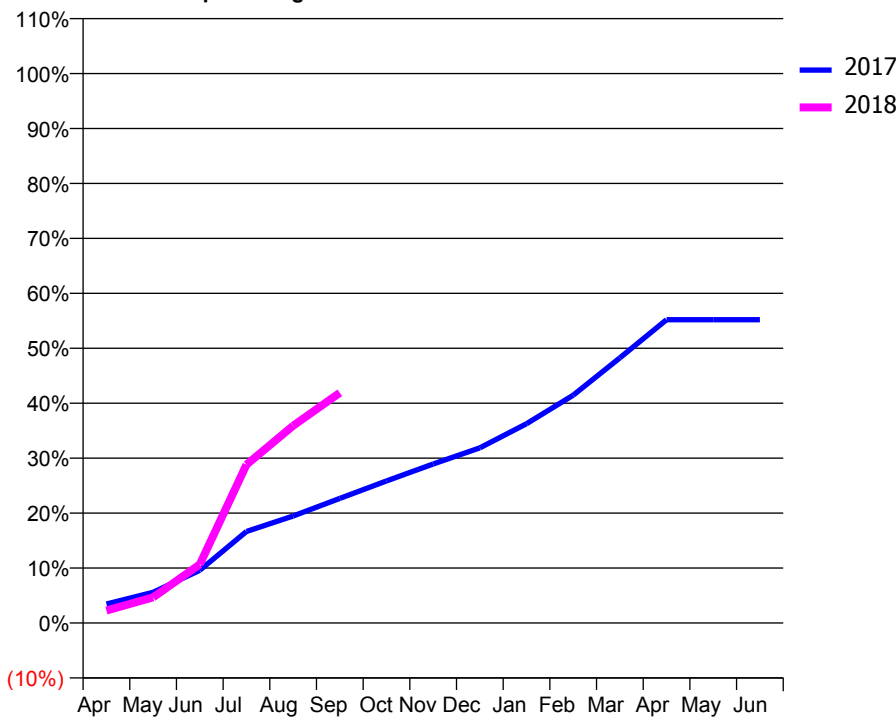
ACCESS*

Patients seen in 24 months	Total	Change since previous quarter
Quarter ending September 2016	299	
Quarter ending December 2016	298	→
Quarter ending March 2017	286	↓
Quarter ending June 2017	308	↑
Quarter ending September 2017	305	→
Variance since September 2016	2.0%	↑



ACTIVITY

Cumulative percentage of contracted UDA delivered 2017 & 2018



Month	Adjusted Scheduled Activity (UDA)	
	2017	2018
April	26	17
May	42	35
June	72	80
July	125	216
August	146	269
September	170	314
October	194	
November	217	
December	239	
January	272	
February	311	
March	362	
April	414	
May	414	
June	414	

QUALITY

	Quantity	Base Number	Contract	AT	Region	England
% of FP17s for the same patient ID Re-attending within 3 months - Children	11	154	7.1%	12.3%	12.8%	11.9%
% of FP17s for the same patient ID Re-attending within 3 months - Adults	1	67	1.5%	16.9%	16.5%	15.9%
% of FP17s for the same patient ID Re-attending between 3 & 9 months - Children	83	154	53.9%	57.6%	59.7%	58.1%
% of FP17s for the same patient ID Re-attending between 3 & 9 months - Adults	13	67	19.4%	50.8%	53.0%	50.6%
% of FP17s for Band 1 Urgent Courses	11	195	5.6%	10.4%	9.2%	9.1%
% of FP17s Relating to Free Repair or Replacements	0	195	0.0%	0.9%	1.0%	0.8%
% of FP17s Relating to Continuations	0	195	0.0%	1.1%	1.2%	1.1%
% of Patients satisfied with the dentistry they have received	0	0	N/A	91.1%	91.6%	91.4%
% of Patients satisfied with the time they had to wait for an appointment	0	0	N/A	87.5%	88.1%	87.7%

* This is based on patients treated on this contract for their most recent course of treatment. Figures in italics indicate the base number of FP17s or Patient Questionnaire responses are less than 100. N/A is shown where the base number of responses is less than 10 during the period. % is calculated as Quantity/Base number*100

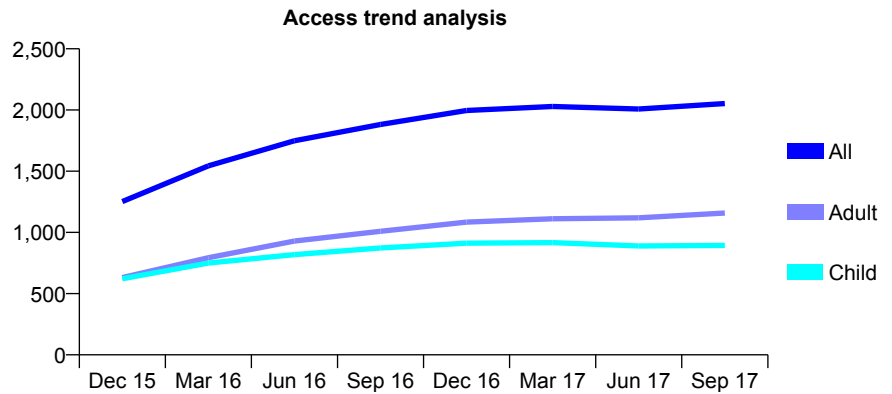
Q46 - Vital Signs At a Glance Contract Report for 688673/0001 - September 2017

Name or company name	MRS S CHOUDHURY
Contract type name	GDS Contract
Purpose of contract	General
Contract start date	01/02/2015
Contract end date	

17/18 Contracted general activity (UDA)	6,323
Carry forward general activity (UDA)	0
17/18 Contracted orthodontic activity (UOA)	0
Carry forward orthodontic activity (UOA)	0
Baseline contract value	£166,936.70

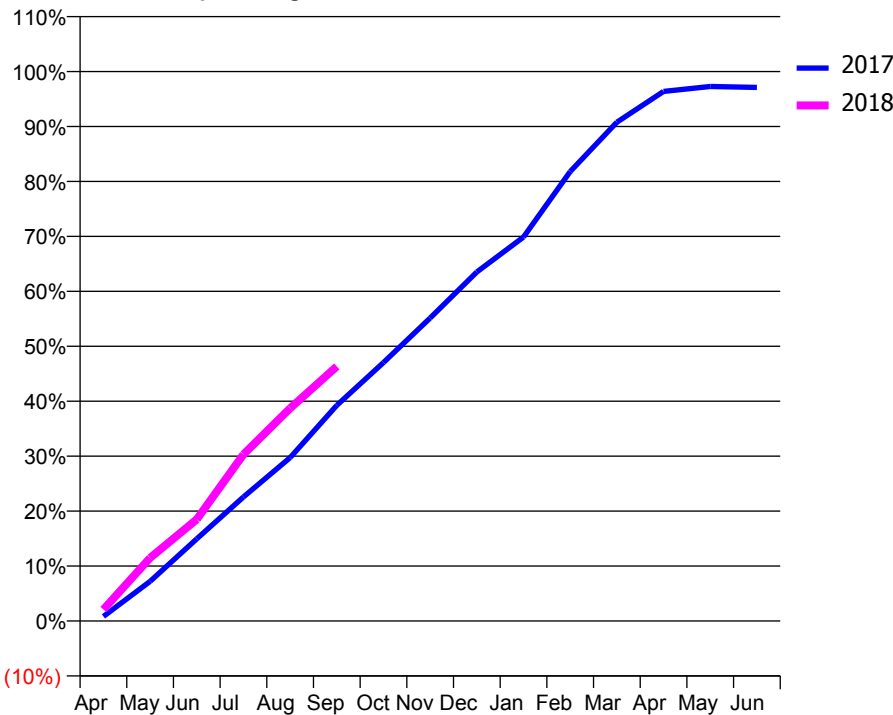
ACCESS*

Patients seen in 24 months	Total	Change since previous quarter
Quarter ending September 2016	1,882	
Quarter ending December 2016	1,996	↑
Quarter ending March 2017	2,029	→
Quarter ending June 2017	2,008	↓
Quarter ending September 2017	2,053	↑
Variance since September 2016	9.1%	↑



ACTIVITY

Cumulative percentage of contracted UDA delivered 2017 & 2018



Month	Adjusted Scheduled Activity (UDA)	
	2017	2018
April	53	133
May	456	727
June	947	1,169
July	1,427	1,917
August	1,880	2,449
September	2,481	2,930
October	2,975	
November	3,486	
December	4,017	
January	4,419	
February	5,172	
March	5,739	
April	6,093	
May	6,150	
June	6,140	

QUALITY

	Quantity	Base Number	Contract	AT	Region	England
% of FP17s for the same patient ID Re-attending within 3 months - Children	47	630	7.5%	12.3%	12.8%	11.9%
% of FP17s for the same patient ID Re-attending within 3 months - Adults	134	792	16.9%	16.9%	16.5%	15.9%
% of FP17s for the same patient ID Re-attending between 3 & 9 months - Children	365	630	57.9%	57.6%	59.7%	58.1%
% of FP17s for the same patient ID Re-attending between 3 & 9 months - Adults	348	792	43.9%	50.8%	53.0%	50.6%
% of FP17s for Band 1 Urgent Courses	49	1,285	3.8%	10.4%	9.2%	9.1%
% of FP17s Relating to Free Repair or Replacements	2	1,285	0.2%	0.9%	1.0%	0.8%
% of FP17s Relating to Continuations	17	1,285	1.3%	1.1%	1.2%	1.1%
% of Patients satisfied with the dentistry they have received	7	8	N/A	91.1%	91.6%	91.4%
% of Patients satisfied with the time they had to wait for an appointment	6	8	N/A	87.5%	88.1%	87.7%

* This is based on patients treated on this contract for their most recent course of treatment. Figures in italics indicate the base number of FP17s or Patient Questionnaire responses are less than 100. N/A is shown where the base number of responses is less than 10 during the period. % is calculated as Quantity/Base number*100

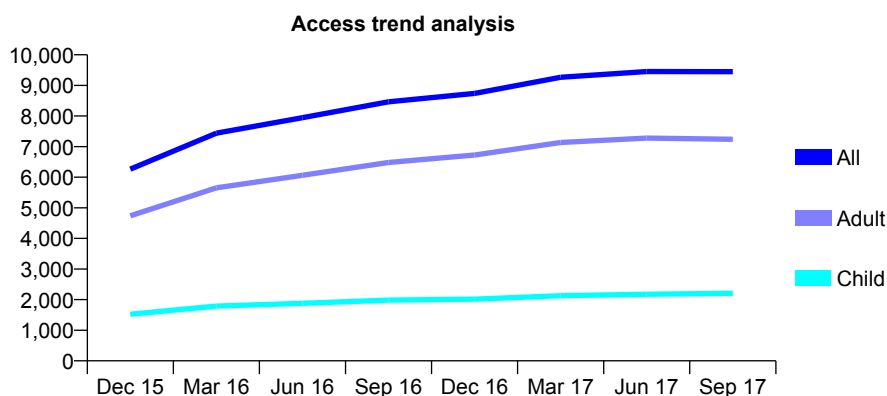
Q46 - Vital Signs At a Glance Contract Report for 709522/0001 - September 2017

Name or company name	MR SJ PATEL
Contract type name	GDS Contract
Purpose of contract	General
Contract start date	01/02/2015
Contract end date	

17/18 Contracted general activity (UDA)	27,224
Carry forward general activity (UDA)	0
17/18 Contracted orthodontic activity (UOA)	0
Carry forward orthodontic activity (UOA)	0
Baseline contract value	£818,811.51

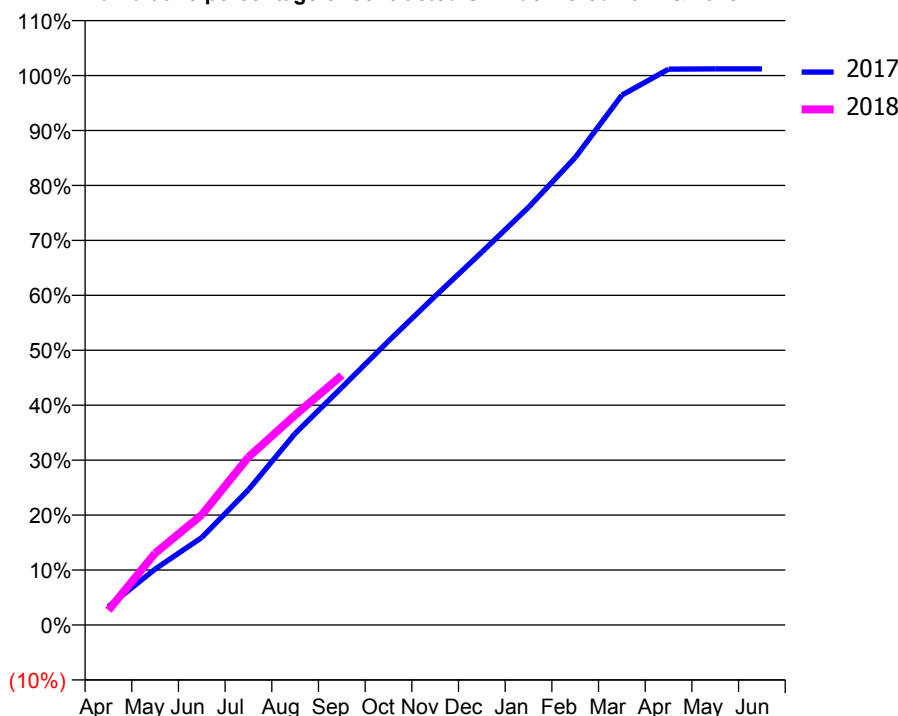
ACCESS*

Patients seen in 24 months	Total	Change since previous quarter
Quarter ending September 2016	8,466	
Quarter ending December 2016	8,738	↑
Quarter ending March 2017	9,264	↑
Quarter ending June 2017	9,452	↑
Quarter ending September 2017	9,447	→
Variance since September 2016	11.6%	↑



ACTIVITY

Cumulative percentage of contracted UDA delivered 2017 & 2018



Month	Adjusted Scheduled Activity (UDA)	
	2017	2018
April	914	732
May	2,769	3,558
June	4,334	5,461
July	6,701	8,319
August	9,489	10,399
September	11,772	12,369
October	14,070	
November	16,294	
December	18,476	
January	20,693	
February	23,158	
March	26,251	
April	27,541	
May	27,550	
June	27,549	

QUALITY

	Quantity	Base Number	Contract	AT	Region	England
% of FP17s for the same patient ID Re-attending within 3 months - Children	115	1,541	7.5%	12.3%	12.8%	11.9%
% of FP17s for the same patient ID Re-attending within 3 months - Adults	771	4,858	15.9%	16.9%	16.5%	15.9%
% of FP17s for the same patient ID Re-attending between 3 & 9 months - Children	771	1,541	50.0%	57.6%	59.7%	58.1%
% of FP17s for the same patient ID Re-attending between 3 & 9 months - Adults	2,317	4,858	47.7%	50.8%	53.0%	50.6%
% of FP17s for Band 1 Urgent Courses	478	5,823	8.2%	10.4%	9.2%	9.1%
% of FP17s Relating to Free Repair or Replacements	51	5,823	0.9%	0.9%	1.0%	0.8%
% of FP17s Relating to Continuations	109	5,823	1.9%	1.1%	1.2%	1.1%
% of Patients satisfied with the dentistry they have received	7	8	N/A	91.1%	91.6%	91.4%
% of Patients satisfied with the time they had to wait for an appointment	6	8	N/A	87.5%	88.1%	87.7%

* This is based on patients treated on this contract for their most recent course of treatment. Figures in italics indicate the base number of FP17s or Patient Questionnaire responses are less than 100. N/A is shown where the base number of responses is less than 10 during the period. % is calculated as Quantity/Base number*100

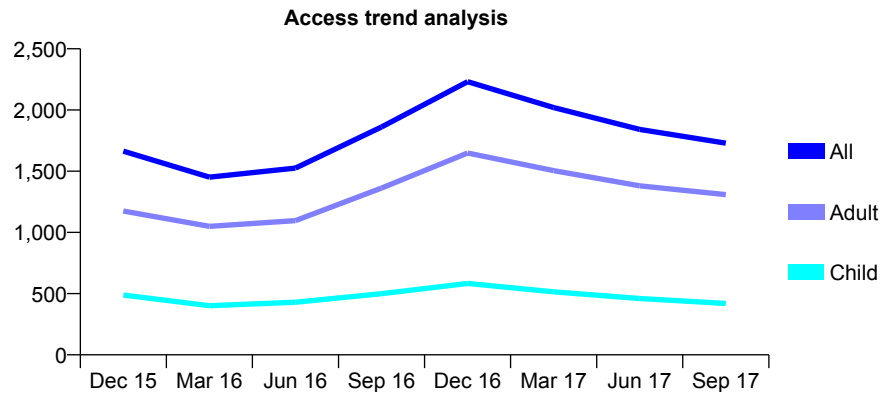
Q46 - Vital Signs At a Glance Contract Report for 709522/0002 - September 2017

Name or company name	MR SJ PATEL
Contract type name	GDS Contract
Purpose of contract	General
Contract start date	01/02/2015
Contract end date	

17/18 Contracted general activity (UDA)	6,300
Carry forward general activity (UDA)	0
17/18 Contracted orthodontic activity (UOA)	0
Carry forward orthodontic activity (UOA)	0
Baseline contract value	£155,773.50

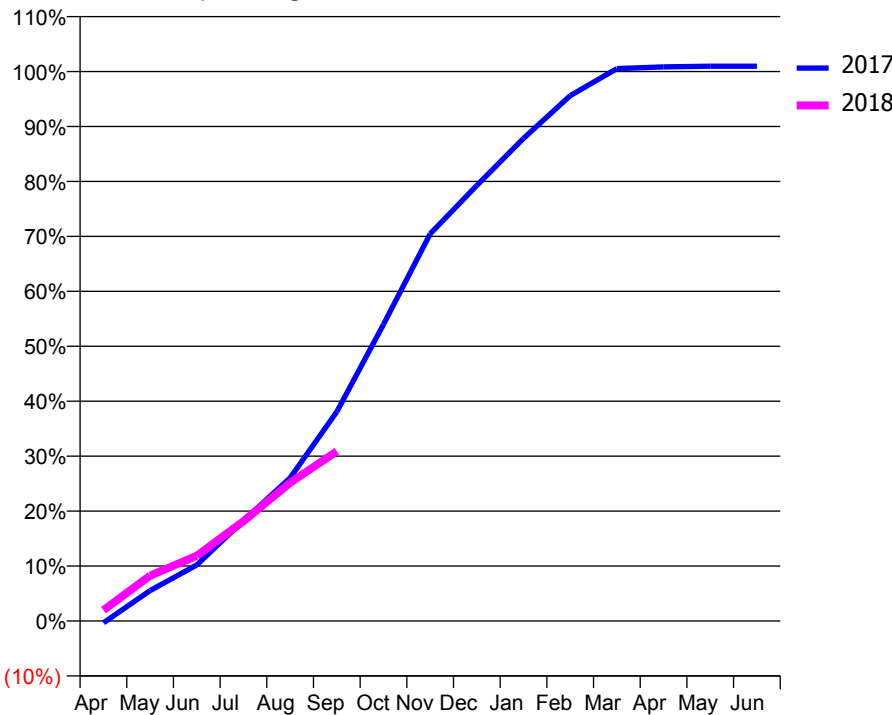
ACCESS*

Patients seen in 24 months	Total	Change since previous quarter
Quarter ending September 2016	1,861	
Quarter ending December 2016	2,232	↑
Quarter ending March 2017	2,020	↓
Quarter ending June 2017	1,841	↓
Quarter ending September 2017	1,729	↓
Variance since September 2016	(7.1%)	↓



ACTIVITY

Cumulative percentage of contracted UDA delivered 2017 & 2018



Month	Adjusted Scheduled Activity (UDA)	
	2017	2018
April	-23	125
May	350	521
June	643	748
July	1,153	1,145
August	1,642	1,585
September	2,400	1,945
October	3,400	
November	4,438	
December	4,993	
January	5,534	
February	6,023	
March	6,333	
April	6,353	
May	6,360	
June	6,360	

QUALITY

	Quantity	Base Number	Contract	AT	Region	England
% of FP17s for the same patient ID Re-attending within 3 months - Children	15	239	6.3%	12.3%	12.8%	11.9%
% of FP17s for the same patient ID Re-attending within 3 months - Adults	41	658	6.2%	16.9%	16.5%	15.9%
% of FP17s for the same patient ID Re-attending between 3 & 9 months - Children	117	239	49.0%	57.6%	59.7%	58.1%
% of FP17s for the same patient ID Re-attending between 3 & 9 months - Adults	253	658	38.4%	50.8%	53.0%	50.6%
% of FP17s for Band 1 Urgent Courses	61	887	6.9%	10.4%	9.2%	9.1%
% of FP17s Relating to Free Repair or Replacements	6	887	0.7%	0.9%	1.0%	0.8%
% of FP17s Relating to Continuations	27	887	3.0%	1.1%	1.2%	1.1%
% of Patients satisfied with the dentistry they have received	1	1	N/A	91.1%	91.6%	91.4%
% of Patients satisfied with the time they had to wait for an appointment	1	1	N/A	87.5%	88.1%	87.7%

* This is based on patients treated on this contract for their most recent course of treatment. Figures in italics indicate the base number of FP17s or Patient Questionnaire responses are less than 100. N/A is shown where the base number of responses is less than 10 during the period. % is calculated as Quantity/Base number*100

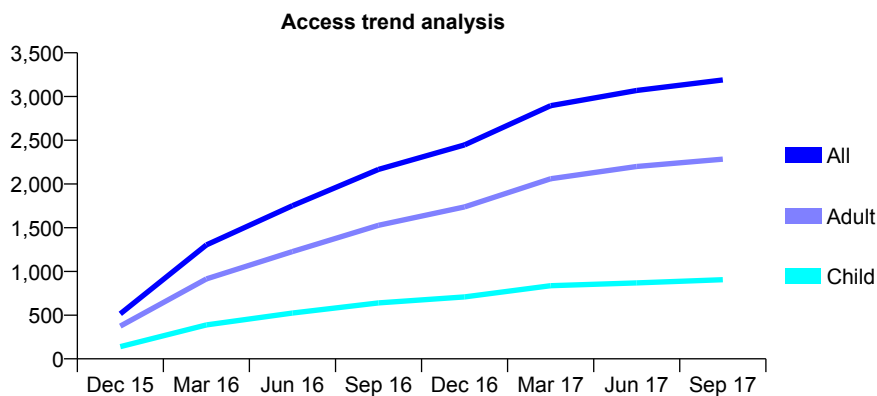
Q46 - Vital Signs At a Glance Contract Report for 718483/0001 - September 2017

Name or company name	MRS R MEHRA
Contract type name	GDS Contract
Purpose of contract	General
Contract start date	01/11/2015
Contract end date	

17/18 Contracted general activity (UDA)	9,767
Carry forward general activity (UDA)	0
17/18 Contracted orthodontic activity (UOA)	0
Carry forward orthodontic activity (UOA)	0
Baseline contract value	£274,441.12

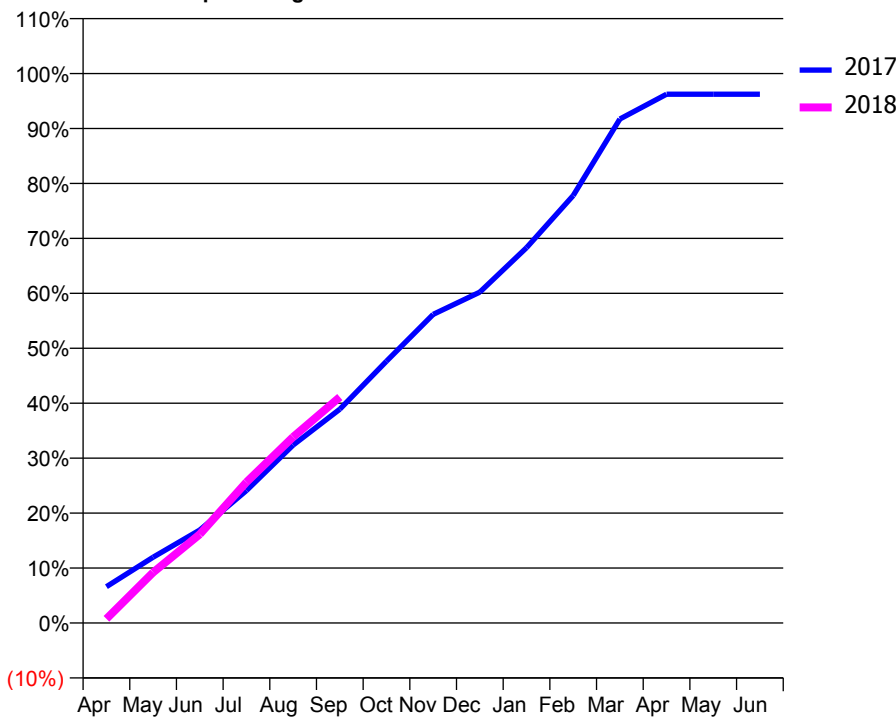
ACCESS*

Patients seen in 24 months	Total	Change since previous quarter
Quarter ending September 2016	2,167	
Quarter ending December 2016	2,447	↑
Quarter ending March 2017	2,896	↑
Quarter ending June 2017	3,069	↑
Quarter ending September 2017	3,189	↑
Variance since September 2016	47.2%	↑



ACTIVITY

Cumulative percentage of contracted UDA delivered 2017 & 2018



Month	Adjusted Scheduled Activity (UDA)	
	2017	2018
April	646	74
May	1,169	900
June	1,653	1,577
July	2,355	2,504
August	3,164	3,307
September	3,801	4,015
October	4,654	
November	5,487	
December	5,881	
January	6,670	
February	7,598	
March	8,959	
April	9,398	
May	9,398	
June	9,398	

QUALITY

	Quantity	Base Number	Contract	AT	Region	England
% of FP17s for the same patient ID Re-attending within 3 months - Children	104	569	18.3%	12.3%	12.8%	11.9%
% of FP17s for the same patient ID Re-attending within 3 months - Adults	419	1,552	27.0%	16.9%	16.5%	15.9%
% of FP17s for the same patient ID Re-attending between 3 & 9 months - Children	225	569	39.5%	57.6%	59.7%	58.1%
% of FP17s for the same patient ID Re-attending between 3 & 9 months - Adults	545	1,552	35.1%	50.8%	53.0%	50.6%
% of FP17s for Band 1 Urgent Courses	457	1,914	23.9%	10.4%	9.2%	9.1%
% of FP17s Relating to Free Repair or Replacements	55	1,914	2.9%	0.9%	1.0%	0.8%
% of FP17s Relating to Continuations	27	1,914	1.4%	1.1%	1.2%	1.1%
% of Patients satisfied with the dentistry they have received	5	6	N/A	91.1%	91.6%	91.4%
% of Patients satisfied with the time they had to wait for an appointment	6	6	N/A	87.5%	88.1%	87.7%

* This is based on patients treated on this contract for their most recent course of treatment. Figures in italics indicate the base number of FP17s or Patient Questionnaire responses are less than 100. N/A is shown where the base number of responses is less than 10 during the period. % is calculated as Quantity/Base number*100

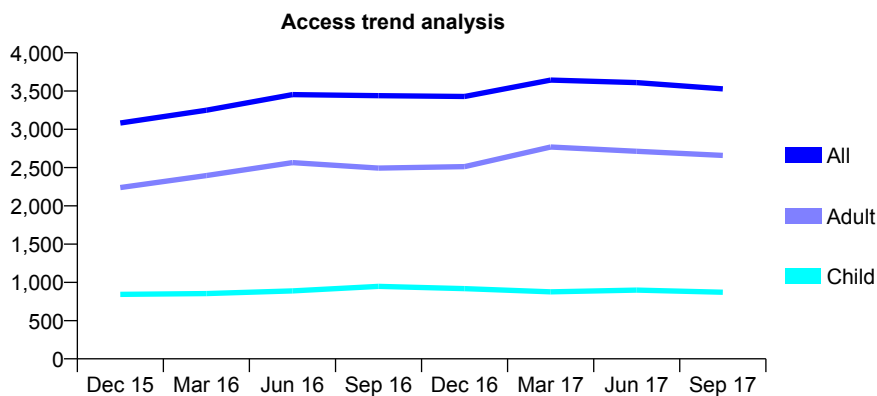
Q46 - Vital Signs At a Glance Contract Report for 729930/0001 - September 2017

Name or company name	MR RW BROWN
Contract type name	GDS Contract
Purpose of contract	General
Contract start date	01/04/2006
Contract end date	

17/18 Contracted general activity (UDA)	11,431
Carry forward general activity (UDA)	0
17/18 Contracted orthodontic activity (UOA)	0
Carry forward orthodontic activity (UOA)	0
Baseline contract value	£445,621.63

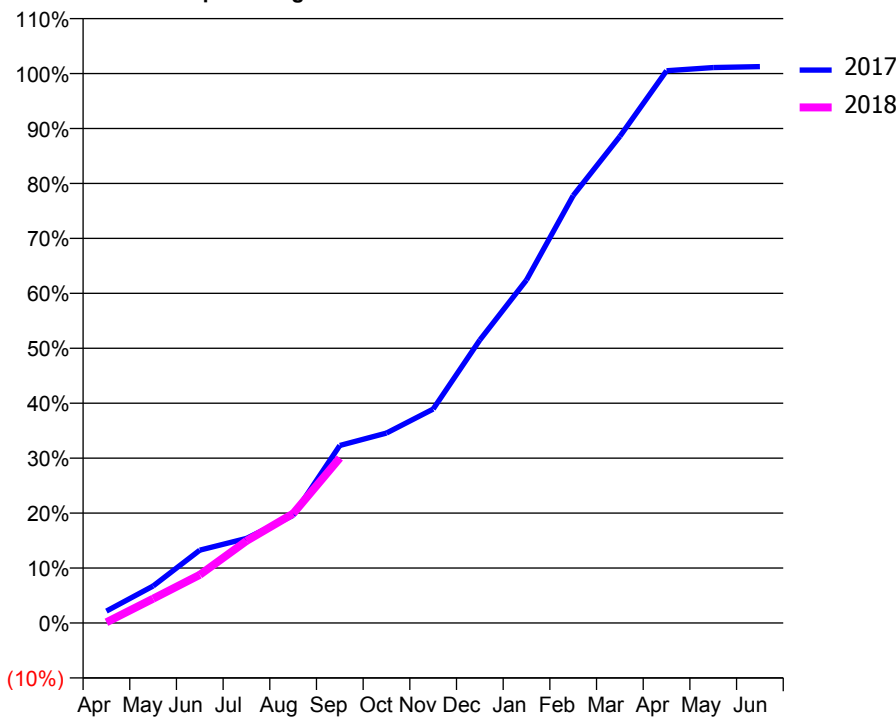
ACCESS*

Patients seen in 24 months	Total	Change since previous quarter
Quarter ending September 2016	3,440	
Quarter ending December 2016	3,430	→
Quarter ending March 2017	3,644	↑
Quarter ending June 2017	3,610	→
Quarter ending September 2017	3,529	↓
Variance since September 2016	2.6%	↑



ACTIVITY

Cumulative percentage of contracted UDA delivered 2017 & 2018



Month	Adjusted Scheduled Activity (UDA)	
	2017	2018
April	247	14
May	769	506
June	1,515	1,004
July	1,761	1,708
August	2,240	2,276
September	3,695	3,433
October	3,953	
November	4,450	
December	5,886	
January	7,136	
February	8,892	
March	10,123	
April	11,487	
May	11,554	
June	11,575	

QUALITY

	Quantity	Base Number	Contract	AT	Region	England
% of FP17s for the same patient ID Re-attending within 3 months - Children	2	311	0.6%	12.3%	12.8%	11.9%
% of FP17s for the same patient ID Re-attending within 3 months - Adults	13	683	1.9%	16.9%	16.5%	15.9%
% of FP17s for the same patient ID Re-attending between 3 & 9 months - Children	60	311	19.3%	57.6%	59.7%	58.1%
% of FP17s for the same patient ID Re-attending between 3 & 9 months - Adults	78	683	11.4%	50.8%	53.0%	50.6%
% of FP17s for Band 1 Urgent Courses	1	738	0.1%	10.4%	9.2%	9.1%
% of FP17s Relating to Free Repair or Replacements	0	738	0.0%	0.9%	1.0%	0.8%
% of FP17s Relating to Continuations	1	738	0.1%	1.1%	1.2%	1.1%
% of Patients satisfied with the dentistry they have received	1	1	N/A	91.1%	91.6%	91.4%
% of Patients satisfied with the time they had to wait for an appointment	1	1	N/A	87.5%	88.1%	87.7%

* This is based on patients treated on this contract for their most recent course of treatment. Figures in italics indicate the base number of FP17s or Patient Questionnaire responses are less than 100. N/A is shown where the base number of responses is less than 10 during the period. % is calculated as Quantity/Base number*100

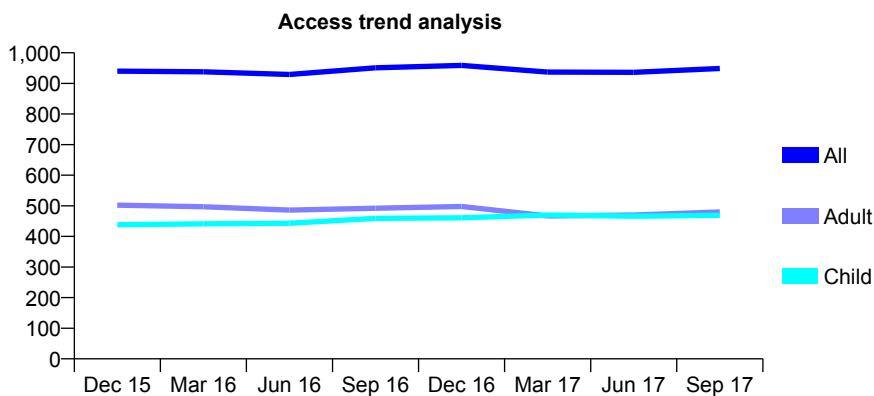
Q46 - Vital Signs At a Glance Contract Report for 731005/0001 - September 2017

Name or company name	MR JA COOPER
Contract type name	GDS Contract
Purpose of contract	General
Contract start date	01/04/2006
Contract end date	

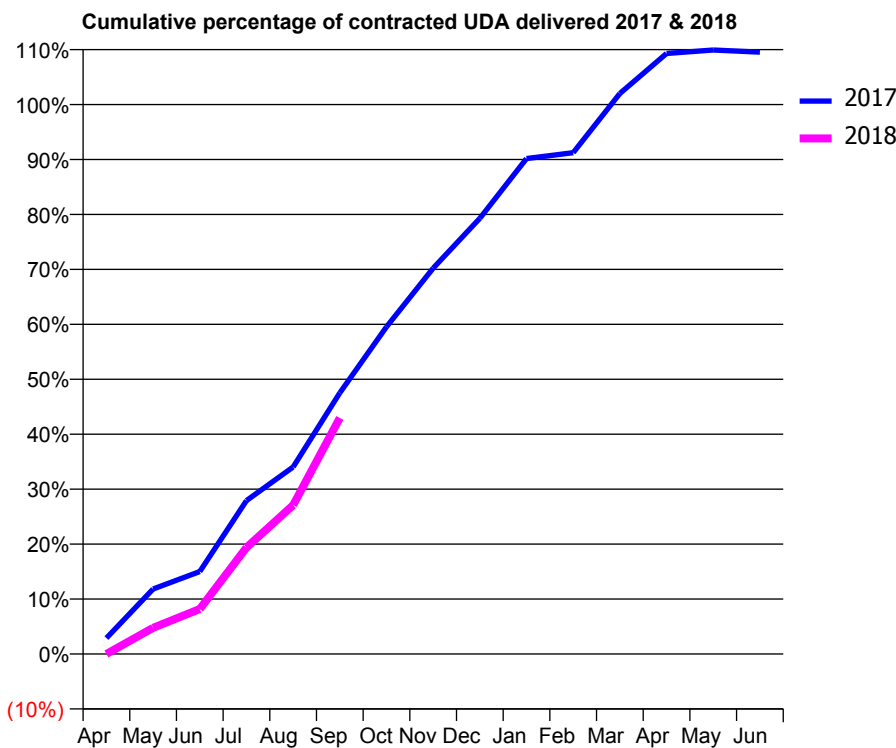
17/18 Contracted general activity (UDA)	3,737
Carry forward general activity (UDA)	0
17/18 Contracted orthodontic activity (UOA)	0
Carry forward orthodontic activity (UOA)	0
Baseline contract value	£117,375.86

ACCESS*

Patients seen in 24 months	Total	Change since previous quarter
Quarter ending September 2016	951	
Quarter ending December 2016	959	→
Quarter ending March 2017	937	↓
Quarter ending June 2017	936	→
Quarter ending September 2017	949	→
Variance since September 2016	(0.2%)	→



ACTIVITY



Month	Adjusted Scheduled Activity (UDA)	
	2017	2018
April	109	0
May	442	179
June	561	306
July	1,043	724
August	1,272	1,012
September	1,776	1,605
October	2,225	
November	2,624	
December	2,963	
January	3,369	
February	3,409	
March	3,812	
April	4,084	
May	4,108	
June	4,093	

QUALITY

	Quantity	Base Number	Contract	AT	Region	England
% of FP17s for the same patient ID Re-attending within 3 months - Children	30	356	8.4%	12.3%	12.8%	11.9%
% of FP17s for the same patient ID Re-attending within 3 months - Adults	65	343	19.0%	16.9%	16.5%	15.9%
% of FP17s for the same patient ID Re-attending between 3 & 9 months - Children	219	356	61.5%	57.6%	59.7%	58.1%
% of FP17s for the same patient ID Re-attending between 3 & 9 months - Adults	130	343	37.9%	50.8%	53.0%	50.6%
% of FP17s for Band 1 Urgent Courses	96	560	17.1%	10.4%	9.2%	9.1%
% of FP17s Relating to Free Repair or Replacements	0	560	0.0%	0.9%	1.0%	0.8%
% of FP17s Relating to Continuations	0	560	0.0%	1.1%	1.2%	1.1%
% of Patients satisfied with the dentistry they have received	1	1	N/A	91.1%	91.6%	91.4%
% of Patients satisfied with the time they had to wait for an appointment	1	1	N/A	87.5%	88.1%	87.7%

* This is based on patients treated on this contract for their most recent course of treatment. Figures in italics indicate the base number of FP17s or Patient Questionnaire responses are less than 100. N/A is shown where the base number of responses is less than 10 during the period. % is calculated as Quantity/Base number*100

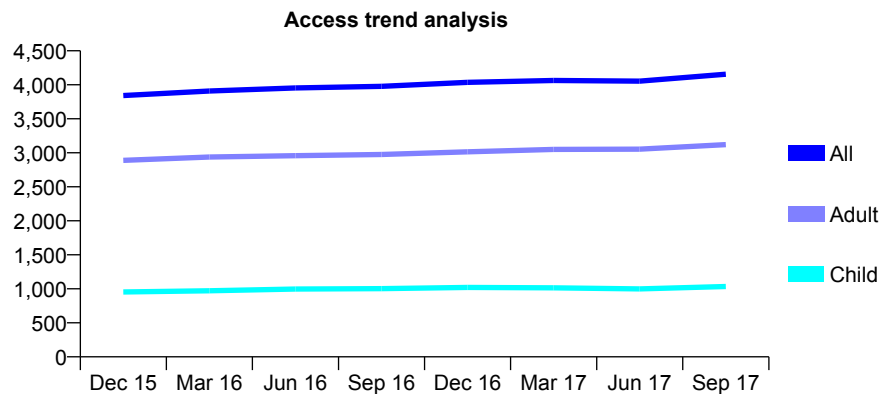
Q46 - Vital Signs At a Glance Contract Report for 732192/0003 - September 2017

Name or company name	Red Rose Dental Group
Contract type name	GDS Contract
Purpose of contract	General
Contract start date	01/04/2006
Contract end date	

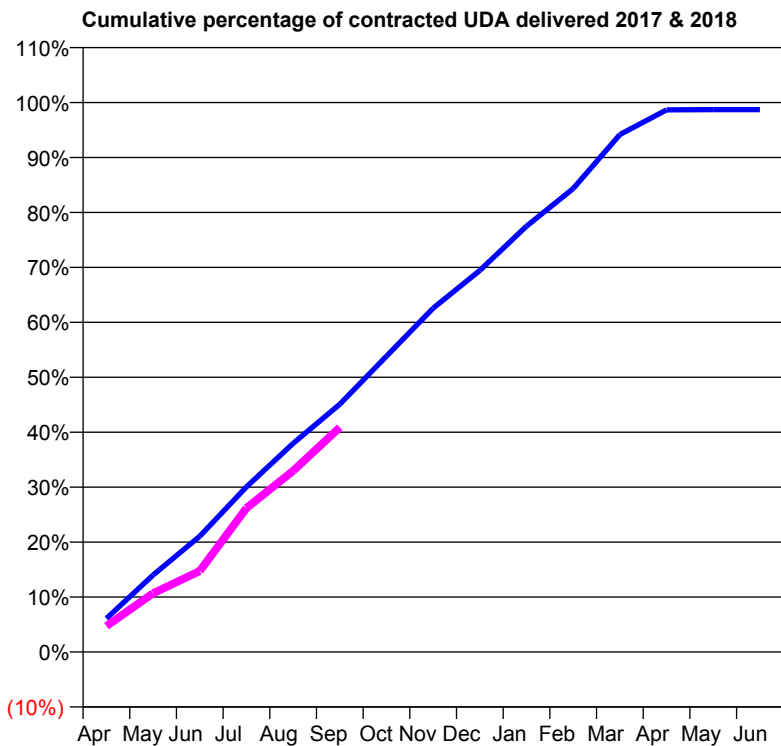
17/18 Contracted general activity (UDA)	11,959
Carry forward general activity (UDA)	0
17/18 Contracted orthodontic activity (UOA)	0
Carry forward orthodontic activity (UOA)	0
Baseline contract value	£357,993.61

ACCESS*

Patients seen in 24 months	Total	Change since previous quarter
Quarter ending September 2016	3,977	
Quarter ending December 2016	4,036	→
Quarter ending March 2017	4,064	→
Quarter ending June 2017	4,053	→
Quarter ending September 2017	4,155	↑
Variance since September 2016	4.5%	↑



ACTIVITY



Month	Adjusted Scheduled Activity (UDA)	
	2017	2018
April	731	564
May	1,677	1,280
June	2,520	1,764
July	3,593	3,132
August	4,541	3,943
September	5,393	4,889
October	6,438	
November	7,484	
December	8,303	
January	9,268	
February	10,088	
March	11,260	
April	11,799	
May	11,803	
June	11,803	

QUALITY

	Quantity	Base Number	Contract	AT	Region	England
% of FP17s for the same patient ID Re-attending within 3 months - Children	55	800	6.9%	12.3%	12.8%	11.9%
% of FP17s for the same patient ID Re-attending within 3 months - Adults	289	2,074	13.9%	16.9%	16.5%	15.9%
% of FP17s for the same patient ID Re-attending between 3 & 9 months - Children	457	800	57.1%	57.6%	59.7%	58.1%
% of FP17s for the same patient ID Re-attending between 3 & 9 months - Adults	909	2,074	43.8%	50.8%	53.0%	50.6%
% of FP17s for Band 1 Urgent Courses	252	2,625	9.6%	10.4%	9.2%	9.1%
% of FP17s Relating to Free Repair or Replacements	17	2,625	0.6%	0.9%	1.0%	0.8%
% of FP17s Relating to Continuations	47	2,625	1.8%	1.1%	1.2%	1.1%
% of Patients satisfied with the dentistry they have received	4	4	N/A	91.1%	91.6%	91.4%
% of Patients satisfied with the time they had to wait for an appointment	4	4	N/A	87.5%	88.1%	87.7%

* This is based on patients treated on this contract for their most recent course of treatment. Figures in italics indicate the base number of FP17s or Patient Questionnaire responses are less than 100. N/A is shown where the base number of responses is less than 10 during the period. % is calculated as Quantity/Base number*100

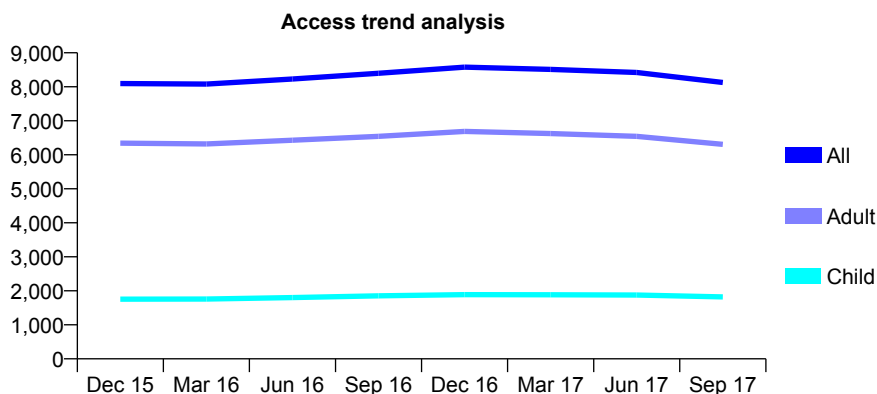
Q46 - Vital Signs At a Glance Contract Report for 732192/0004 - September 2017

Name or company name	Red Rose Dental Group
Contract type name	GDS Contract
Purpose of contract	General
Contract start date	01/10/2007
Contract end date	

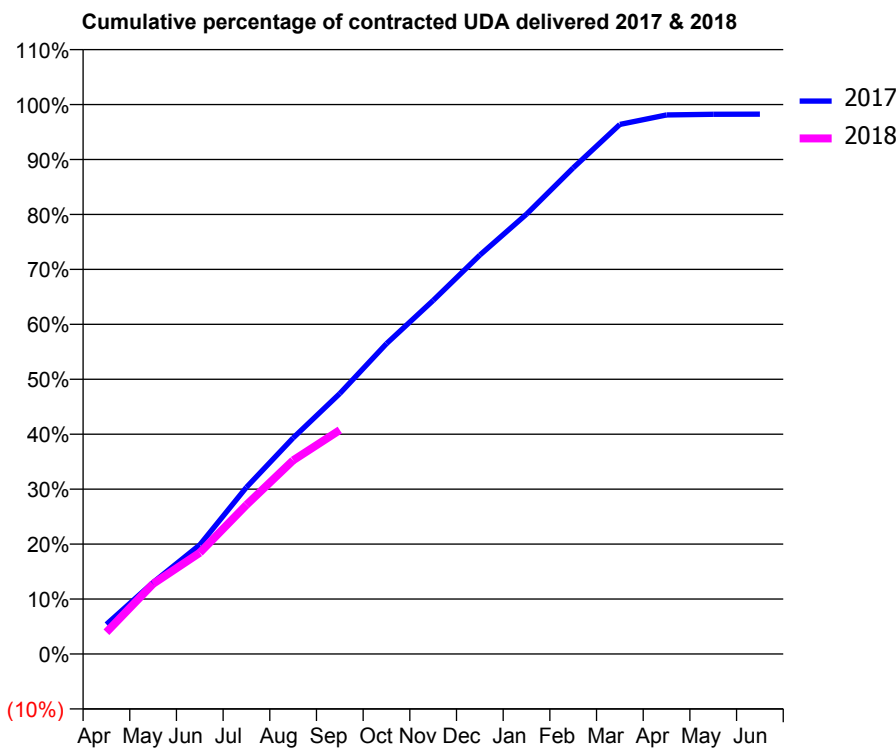
17/18 Contracted general activity (UDA)	21,384
Carry forward general activity (UDA)	0
17/18 Contracted orthodontic activity (UOA)	0
Carry forward orthodontic activity (UOA)	0
Baseline contract value	£640,131.34

ACCESS*

Patients seen in 24 months	Total	Change since previous quarter
Quarter ending September 2016	8,399	
Quarter ending December 2016	8,577	↑
Quarter ending March 2017	8,513	→
Quarter ending June 2017	8,421	↓
Quarter ending September 2017	8,129	↓
Variance since September 2016	(3.2%)	↓



ACTIVITY



Month	Adjusted Scheduled Activity (UDA)	
	2017	2018
April	1,153	846
May	2,786	2,732
June	4,248	3,943
July	6,488	5,804
August	8,410	7,538
September	10,135	8,718
October	12,078	
November	13,762	
December	15,524	
January	17,115	
February	18,915	
March	20,608	
April	20,975	
May	21,001	
June	21,006	

QUALITY

	Quantity	Base Number	Contract	AT	Region	England
% of FP17s for the same patient ID Re-attending within 3 months - Children	92	1,199	7.7%	12.3%	12.8%	11.9%
% of FP17s for the same patient ID Re-attending within 3 months - Adults	624	3,901	16.0%	16.9%	16.5%	15.9%
% of FP17s for the same patient ID Re-attending between 3 & 9 months - Children	655	1,199	54.6%	57.6%	59.7%	58.1%
% of FP17s for the same patient ID Re-attending between 3 & 9 months - Adults	2,052	3,901	52.6%	50.8%	53.0%	50.6%
% of FP17s for Band 1 Urgent Courses	394	4,891	8.1%	10.4%	9.2%	9.1%
% of FP17s Relating to Free Repair or Replacements	37	4,891	0.8%	0.9%	1.0%	0.8%
% of FP17s Relating to Continuations	146	4,891	3.0%	1.1%	1.2%	1.1%
% of Patients satisfied with the dentistry they have received	5	6	N/A	91.1%	91.6%	91.4%
% of Patients satisfied with the time they had to wait for an appointment	6	6	N/A	87.5%	88.1%	87.7%

* This is based on patients treated on this contract for their most recent course of treatment. Figures in italics indicate the base number of FP17s or Patient Questionnaire responses are less than 100. N/A is shown where the base number of responses is less than 10 during the period. % is calculated as Quantity/Base number*100

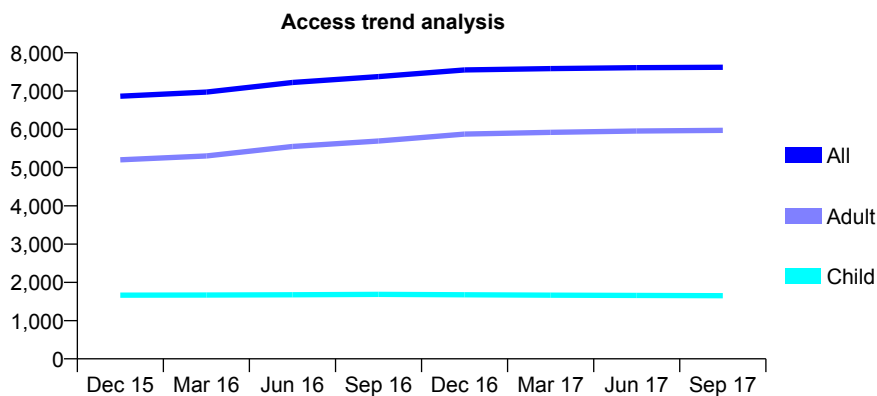
Q46 - Vital Signs At a Glance Contract Report for 732494/0001 - September 2017

Name or company name	518 Dental
Contract type name	GDS Contract
Purpose of contract	General
Contract start date	01/04/2006
Contract end date	

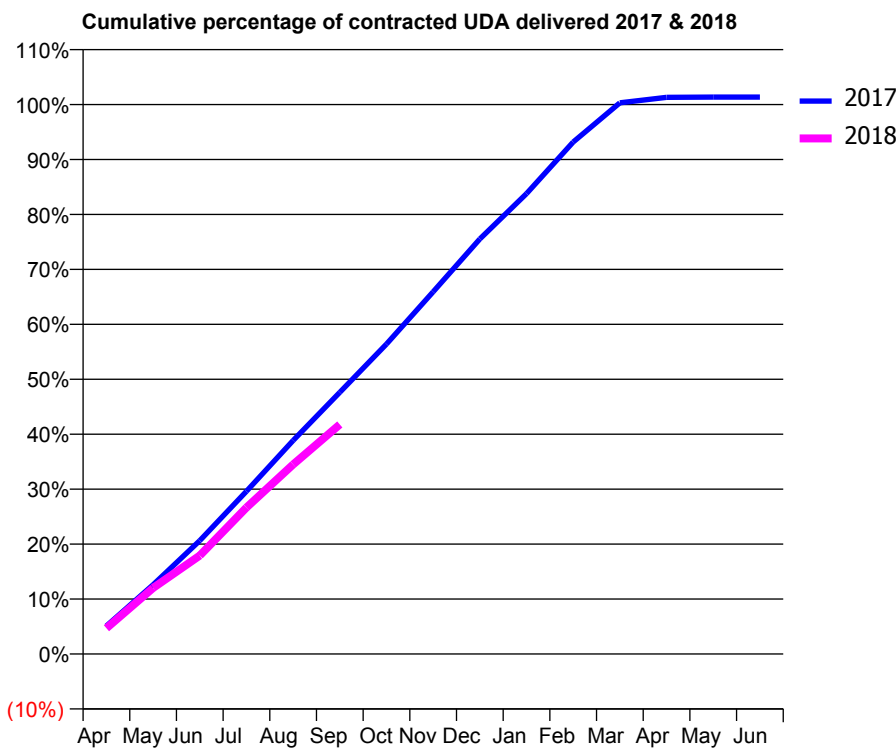
17/18 Contracted general activity (UDA)	21,547
Carry forward general activity (UDA)	0
17/18 Contracted orthodontic activity (UOA)	0
Carry forward orthodontic activity (UOA)	0
Baseline contract value	£544,085.41

ACCESS*

Patients seen in 24 months	Total	Change since previous quarter
Quarter ending September 2016	7,379	
Quarter ending December 2016	7,551	↑
Quarter ending March 2017	7,588	→
Quarter ending June 2017	7,613	→
Quarter ending September 2017	7,622	→
Variance since September 2016	3.3%	↑



ACTIVITY



Month	Adjusted Scheduled Activity (UDA)	
	2017	2018
April	1,103	1,013
May	2,715	2,589
June	4,445	3,861
July	6,384	5,743
August	8,372	7,431
September	10,260	9,002
October	12,156	
November	14,203	
December	16,275	
January	18,052	
February	20,074	
March	21,615	
April	21,829	
May	21,836	
June	21,837	

QUALITY

	Quantity	Base Number	Contract	AT	Region	England
% of FP17s for the same patient ID Re-attending within 3 months - Children	275	1,645	16.7%	12.3%	12.8%	11.9%
% of FP17s for the same patient ID Re-attending within 3 months - Adults	436	3,907	11.2%	16.9%	16.5%	15.9%
% of FP17s for the same patient ID Re-attending between 3 & 9 months - Children	1,091	1,645	66.3%	57.6%	59.7%	58.1%
% of FP17s for the same patient ID Re-attending between 3 & 9 months - Adults	2,653	3,907	67.9%	50.8%	53.0%	50.6%
% of FP17s for Band 1 Urgent Courses	205	5,423	3.8%	10.4%	9.2%	9.1%
% of FP17s Relating to Free Repair or Replacements	28	5,423	0.5%	0.9%	1.0%	0.8%
% of FP17s Relating to Continuations	18	5,423	0.3%	1.1%	1.2%	1.1%
% of Patients satisfied with the dentistry they have received	11	11	100.0%	91.1%	91.6%	91.4%
% of Patients satisfied with the time they had to wait for an appointment	10	11	90.9%	87.5%	88.1%	87.7%

* This is based on patients treated on this contract for their most recent course of treatment. Figures in italics indicate the base number of FP17s or Patient Questionnaire responses are less than 100. N/A is shown where the base number of responses is less than 10 during the period. % is calculated as Quantity/Base number*100

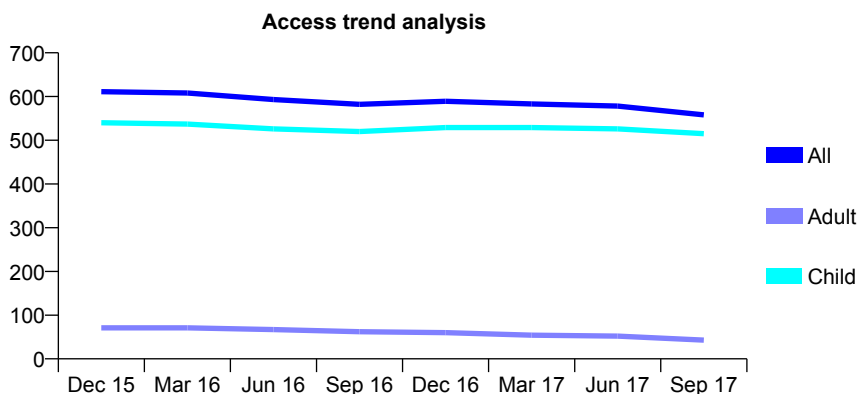
Q46 - Vital Signs At a Glance Contract Report for 732710/0001 - September 2017

Name or company name	MRS DE SLOANE
Contract type name	GDS Contract
Purpose of contract	General
Contract start date	01/04/2006
Contract end date	

17/18 Contracted general activity (UDA)	923
Carry forward general activity (UDA)	0
17/18 Contracted orthodontic activity (UOA)	0
Carry forward orthodontic activity (UOA)	0
Baseline contract value	£23,086.67

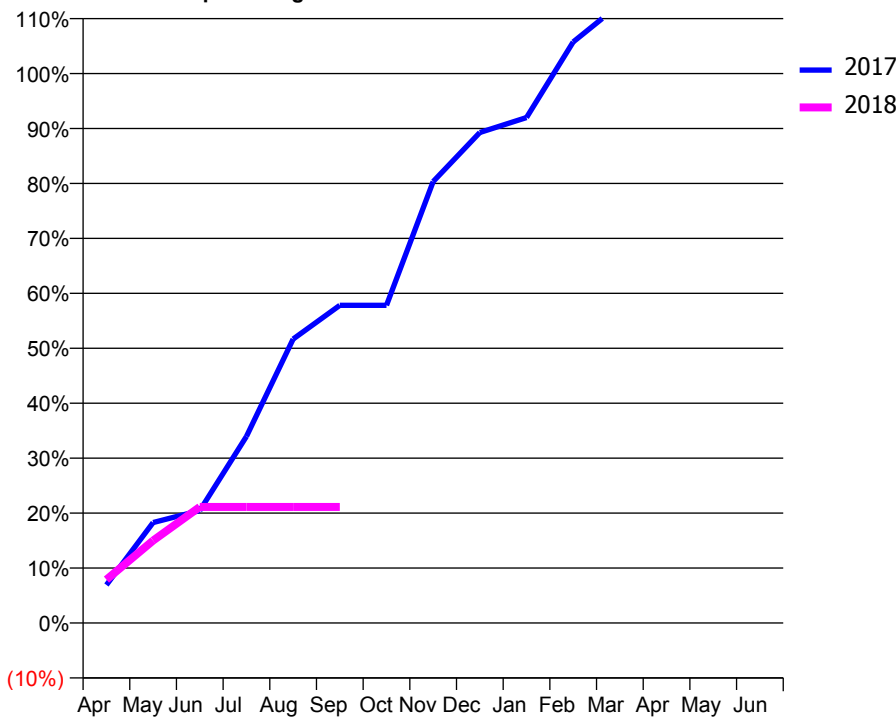
ACCESS*

Patients seen in 24 months	Total	Change since previous quarter
Quarter ending September 2016	582	
Quarter ending December 2016	589	→
Quarter ending March 2017	583	↓
Quarter ending June 2017	578	→
Quarter ending September 2017	558	↓
Variance since September 2016	(4.1%)	↓



ACTIVITY

Cumulative percentage of contracted UDA delivered 2017 & 2018



Adjusted Scheduled Activity (UDA)

Month	2017	2018
April	64	73
May	169	139
June	189	195
July	313	195
August	477	195
September	534	195
October	534	
November	742	
December	824	
January	849	
February	976	
March	1,039	
April	1,159	
May	1,159	
June	1,159	

QUALITY

	Quantity	Base Number	Contract	AT	Region	England
% of FP17s for the same patient ID Re-attending within 3 months - Children	11	223	4.9%	12.3%	12.8%	11.9%
% of FP17s for the same patient ID Re-attending within 3 months - Adults	0	8	0.0%	16.9%	16.5%	15.9%
% of FP17s for the same patient ID Re-attending between 3 & 9 months - Children	172	223	77.1%	57.6%	59.7%	58.1%
% of FP17s for the same patient ID Re-attending between 3 & 9 months - Adults	6	8	75.0%	50.8%	53.0%	50.6%
% of FP17s for Band 1 Urgent Courses	5	148	3.4%	10.4%	9.2%	9.1%
% of FP17s Relating to Free Repair or Replacements	0	148	0.0%	0.9%	1.0%	0.8%
% of FP17s Relating to Continuations	0	148	0.0%	1.1%	1.2%	1.1%
% of Patients satisfied with the dentistry they have received	0	0	N/A	91.1%	91.6%	91.4%
% of Patients satisfied with the time they had to wait for an appointment	0	0	N/A	87.5%	88.1%	87.7%

* This is based on patients treated on this contract for their most recent course of treatment. Figures in italics indicate the base number of FP17s or Patient Questionnaire responses are less than 100. N/A is shown where the base number of responses is less than 10 during the period. % is calculated as Quantity/Base number*100

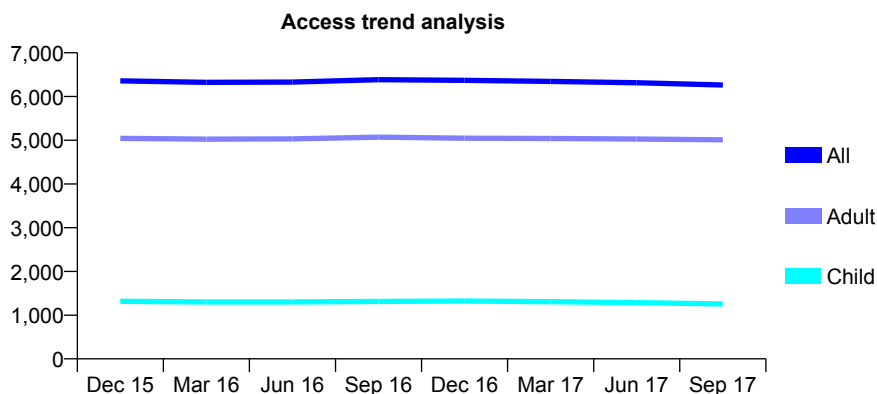
Q46 - Vital Signs At a Glance Contract Report for 738395/0001 - September 2017

Name or company name	MR DM HARPER
Contract type name	GDS Contract
Purpose of contract	General and Orthodontic
Contract start date	01/04/2006
Contract end date	

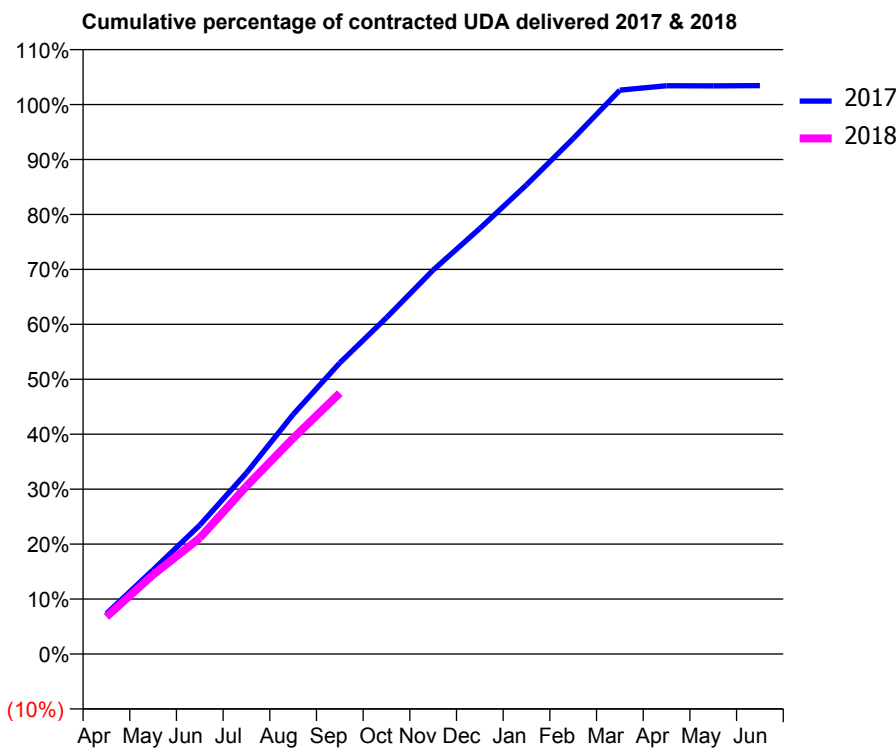
17/18 Contracted general activity (UDA)	18,039
Carry forward general activity (UDA)	-361
17/18 Contracted orthodontic activity (UOA)	0
Carry forward orthodontic activity (UOA)	0
Baseline contract value	£570,749.63

ACCESS*

Patients seen in 24 months	Total	Change since previous quarter
Quarter ending September 2016	6,385	
Quarter ending December 2016	6,369	→
Quarter ending March 2017	6,346	→
Quarter ending June 2017	6,314	→
Quarter ending September 2017	6,263	→
Variance since September 2016	(1.9%)	↓



ACTIVITY



Month	Adjusted Scheduled Activity (UDA)	
	2017	2018
April	1,333	1,225
May	2,780	2,604
June	4,255	3,809
July	5,979	5,510
August	7,908	7,086
September	9,609	8,563
October	11,102	
November	12,676	
December	14,050	
January	15,488	
February	17,014	
March	18,614	
April	18,757	
May	18,755	
June	18,763	

QUALITY

	Quantity	Base Number	Contract	AT	Region	England
% of FP17s for the same patient ID Re-attending within 3 months - Children	58	1,017	5.7%	12.3%	12.8%	11.9%
% of FP17s for the same patient ID Re-attending within 3 months - Adults	528	3,698	14.3%	16.9%	16.5%	15.9%
% of FP17s for the same patient ID Re-attending between 3 & 9 months - Children	692	1,017	68.0%	57.6%	59.7%	58.1%
% of FP17s for the same patient ID Re-attending between 3 & 9 months - Adults	2,218	3,698	60.0%	50.8%	53.0%	50.6%
% of FP17s for Band 1 Urgent Courses	510	4,599	11.1%	10.4%	9.2%	9.1%
% of FP17s Relating to Free Repair or Replacements	42	4,599	0.9%	0.9%	1.0%	0.8%
% of FP17s Relating to Continuations	17	4,599	0.4%	1.1%	1.2%	1.1%
% of Patients satisfied with the dentistry they have received	11	11	100.0%	91.1%	91.6%	91.4%
% of Patients satisfied with the time they had to wait for an appointment	9	11	81.8%	87.5%	88.1%	87.7%

* This is based on patients treated on this contract for their most recent course of treatment. Figures in italics indicate the base number of FP17s or Patient Questionnaire responses are less than 100. N/A is shown where the base number of responses is less than 10 during the period. % is calculated as Quantity/Base number*100

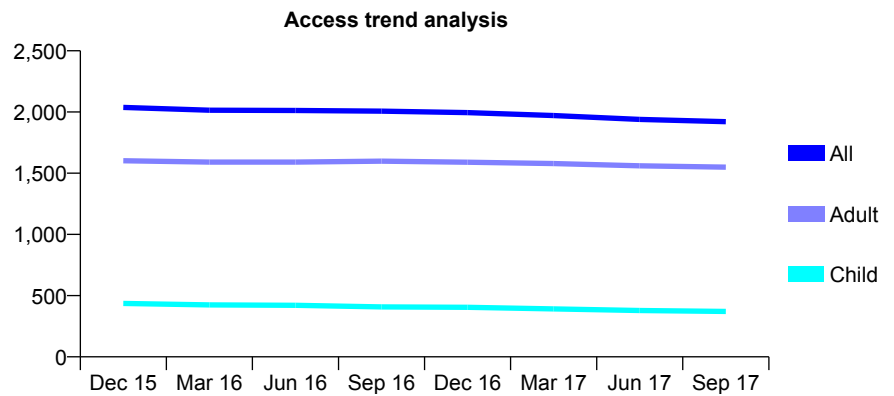
Q46 - Vital Signs At a Glance Contract Report for 738689/0001 - September 2017

Name or company name	MR ID HASKINS
Contract type name	GDS Contract
Purpose of contract	General
Contract start date	01/04/2006
Contract end date	

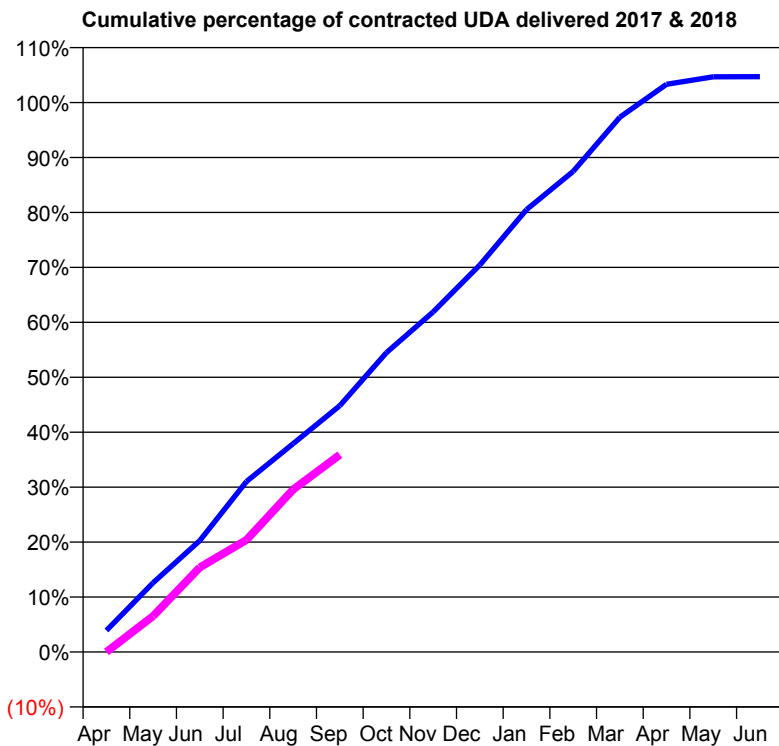
17/18 Contracted general activity (UDA)	5,000
Carry forward general activity (UDA)	0
17/18 Contracted orthodontic activity (UOA)	0
Carry forward orthodontic activity (UOA)	0
Baseline contract value	£116,681.78

ACCESS*

Patients seen in 24 months	Total	Change since previous quarter
Quarter ending September 2016	2,007	
Quarter ending December 2016	1,995	→
Quarter ending March 2017	1,971	↓
Quarter ending June 2017	1,939	↓
Quarter ending September 2017	1,921	→
Variance since September 2016	(4.3%)	↓



ACTIVITY



Month	Adjusted Scheduled Activity (UDA)	
	2017	2018
April	196	0
May	630	327
June	1,014	770
July	1,551	1,020
August	1,896	1,479
September	2,241	1,795
October	2,725	
November	3,094	
December	3,521	
January	4,025	
February	4,373	
March	4,867	
April	5,166	
May	5,234	
June	5,235	

QUALITY

	Quantity	Base Number	Contract	AT	Region	England
% of FP17s for the same patient ID Re-attending within 3 months - Children	10	254	3.9%	12.3%	12.8%	11.9%
% of FP17s for the same patient ID Re-attending within 3 months - Adults	181	1,096	16.5%	16.9%	16.5%	15.9%
% of FP17s for the same patient ID Re-attending between 3 & 9 months - Children	154	254	60.6%	57.6%	59.7%	58.1%
% of FP17s for the same patient ID Re-attending between 3 & 9 months - Adults	657	1,096	59.9%	50.8%	53.0%	50.6%
% of FP17s for Band 1 Urgent Courses	77	1,126	6.8%	10.4%	9.2%	9.1%
% of FP17s Relating to Free Repair or Replacements	35	1,126	3.1%	0.9%	1.0%	0.8%
% of FP17s Relating to Continuations	21	1,126	1.9%	1.1%	1.2%	1.1%
% of Patients satisfied with the dentistry they have received	0	0	N/A	91.1%	91.6%	91.4%
% of Patients satisfied with the time they had to wait for an appointment	0	0	N/A	87.5%	88.1%	87.7%

* This is based on patients treated on this contract for their most recent course of treatment. Figures in italics indicate the base number of FP17s or Patient Questionnaire responses are less than 100. N/A is shown where the base number of responses is less than 10 during the period. % is calculated as Quantity/Base number*100

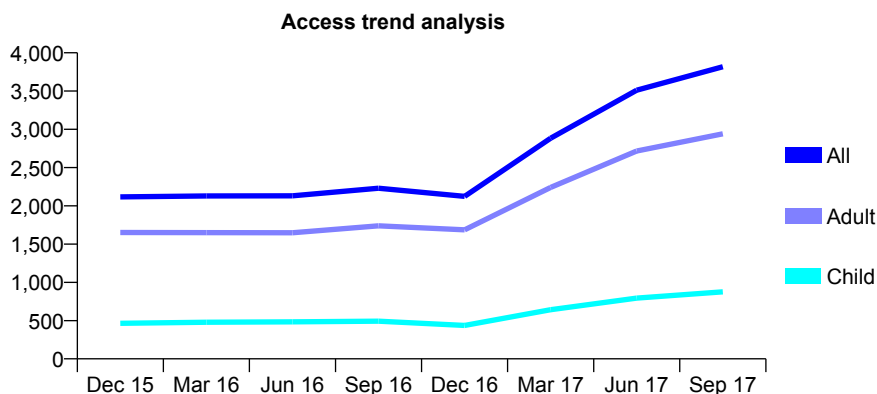
Q46 - Vital Signs At a Glance Contract Report for 739650/0001 - September 2017

Name or company name	Ms G Midha
Contract type name	GDS Contract
Purpose of contract	General
Contract start date	01/04/2006
Contract end date	

17/18 Contracted general activity (UDA)	16,034
Carry forward general activity (UDA)	0
17/18 Contracted orthodontic activity (UOA)	0
Carry forward orthodontic activity (UOA)	0
Baseline contract value	£373,367.78

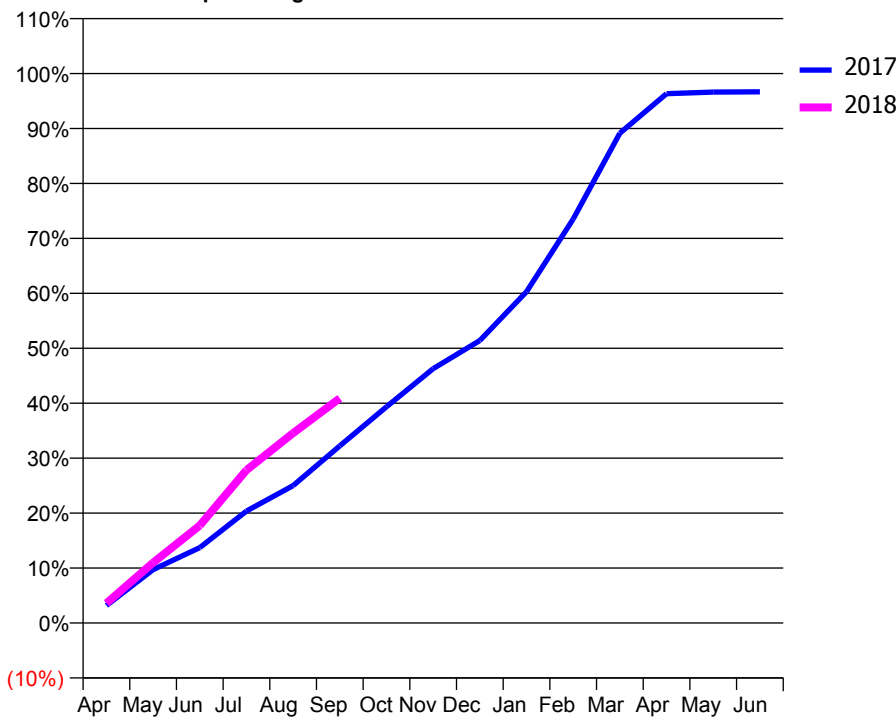
ACCESS*

Patients seen in 24 months	Total	Change since previous quarter
Quarter ending September 2016	2,230	
Quarter ending December 2016	2,123	↓
Quarter ending March 2017	2,883	↑
Quarter ending June 2017	3,511	↑
Quarter ending September 2017	3,817	↑
Variance since September 2016	71.2%	↑



ACTIVITY

Cumulative percentage of contracted UDA delivered 2017 & 2018



Month	Adjusted Scheduled Activity (UDA)	
	2017	2018
April	323	577
May	985	1,762
June	1,391	2,844
July	2,064	4,461
August	2,535	5,542
September	3,267	6,560
October	3,988	
November	4,693	
December	5,210	
January	6,111	
February	7,451	
March	9,037	
April	9,765	
May	9,794	
June	9,798	

QUALITY

	Quantity	Base Number	Contract	AT	Region	England
% of FP17s for the same patient ID Re-attending within 3 months - Children	76	695	10.9%	12.3%	12.8%	11.9%
% of FP17s for the same patient ID Re-attending within 3 months - Adults	645	2,683	24.0%	16.9%	16.5%	15.9%
% of FP17s for the same patient ID Re-attending between 3 & 9 months - Children	230	695	33.1%	57.6%	59.7%	58.1%
% of FP17s for the same patient ID Re-attending between 3 & 9 months - Adults	871	2,683	32.5%	50.8%	53.0%	50.6%
% of FP17s for Band 1 Urgent Courses	629	3,082	20.4%	10.4%	9.2%	9.1%
% of FP17s Relating to Free Repair or Replacements	30	3,082	1.0%	0.9%	1.0%	0.8%
% of FP17s Relating to Continuations	44	3,082	1.4%	1.1%	1.2%	1.1%
% of Patients satisfied with the dentistry they have received	1	1	N/A	91.1%	91.6%	91.4%
% of Patients satisfied with the time they had to wait for an appointment	1	1	N/A	87.5%	88.1%	87.7%

* This is based on patients treated on this contract for their most recent course of treatment. Figures in italics indicate the base number of FP17s or Patient Questionnaire responses are less than 100. N/A is shown where the base number of responses is less than 10 during the period. % is calculated as Quantity/Base number*100

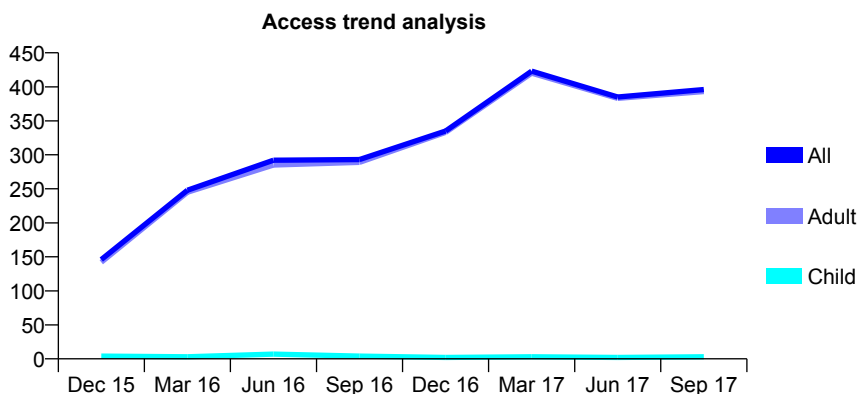
Q46 - Vital Signs At a Glance Contract Report for 741582/0001 - September 2017

Name or company name	Red Rose Dental Group
Contract type name	PDS Contract
Purpose of contract	General
Contract start date	01/09/2007
Contract end date	31/03/2019

17/18 Contracted general activity (UDA)	1,392
Carry forward general activity (UDA)	0
17/18 Contracted orthodontic activity (UOA)	0
Carry forward orthodontic activity (UOA)	0
Baseline contract value	£253,524.27

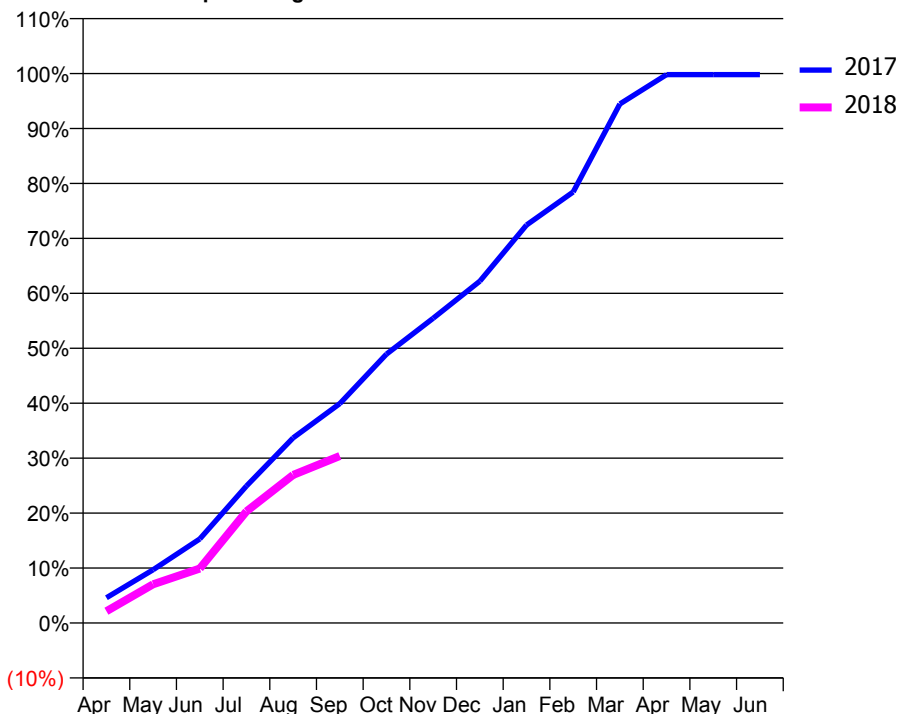
ACCESS*

Patients seen in 24 months	Total	Change since previous quarter
Quarter ending September 2016	293	
Quarter ending December 2016	335	↑
Quarter ending March 2017	423	↑
Quarter ending June 2017	385	↓
Quarter ending September 2017	396	↑
Variance since September 2016	35.2%	↑



ACTIVITY

Cumulative percentage of contracted UDA delivered 2017 & 2018



Month	Adjusted Scheduled Activity (UDA)	
	2017	2018
April	64	30
May	135	98
June	213	138
July	347	283
August	469	375
September	556	423
October	681	
November	772	
December	866	
January	1,008	
February	1,092	
March	1,315	
April	1,389	
May	1,389	
June	1,389	

QUALITY

	Quantity	Base Number	Contract	AT	Region	England
% of FP17s for the same patient ID Re-attending within 3 months - Children	0	1	0.0%	12.3%	12.8%	11.9%
% of FP17s for the same patient ID Re-attending within 3 months - Adults	10	187	5.3%	16.9%	16.5%	15.9%
% of FP17s for the same patient ID Re-attending between 3 & 9 months - Children	0	1	0.0%	57.6%	59.7%	58.1%
% of FP17s for the same patient ID Re-attending between 3 & 9 months - Adults	0	187	0.0%	50.8%	53.0%	50.6%
% of FP17s for Band 1 Urgent Courses	0	158	0.0%	10.4%	9.2%	9.1%
% of FP17s Relating to Free Repair or Replacements	0	158	0.0%	0.9%	1.0%	0.8%
% of FP17s Relating to Continuations	0	158	0.0%	1.1%	1.2%	1.1%
% of Patients satisfied with the dentistry they have received	0	0	N/A	91.1%	91.6%	91.4%
% of Patients satisfied with the time they had to wait for an appointment	0	0	N/A	87.5%	88.1%	87.7%

* This is based on patients treated on this contract for their most recent course of treatment. Figures in italics indicate the base number of FP17s or Patient Questionnaire responses are less than 100. N/A is shown where the base number of responses is less than 10 during the period. % is calculated as Quantity/Base number*100

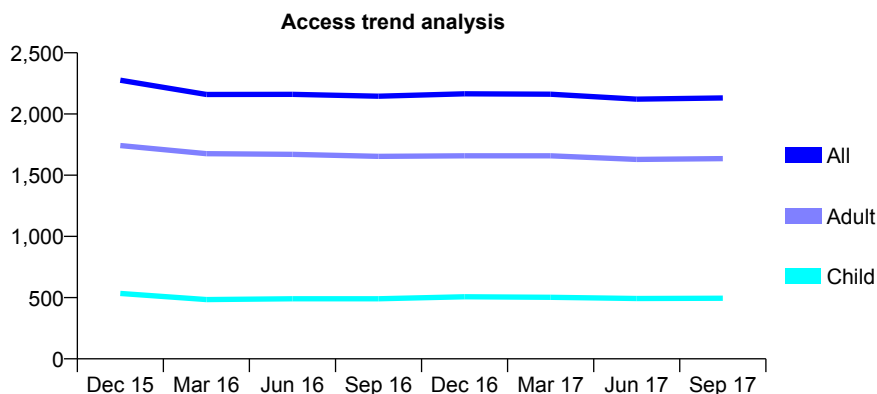
Q46 - Vital Signs At a Glance Contract Report for 742422/0001 - September 2017

Name or company name	MRS JM MASON
Contract type name	GDS Contract
Purpose of contract	General
Contract start date	01/04/2006
Contract end date	

17/18 Contracted general activity (UDA)	7,226
Carry forward general activity (UDA)	0
17/18 Contracted orthodontic activity (UOA)	0
Carry forward orthodontic activity (UOA)	0
Baseline contract value	£174,372.63

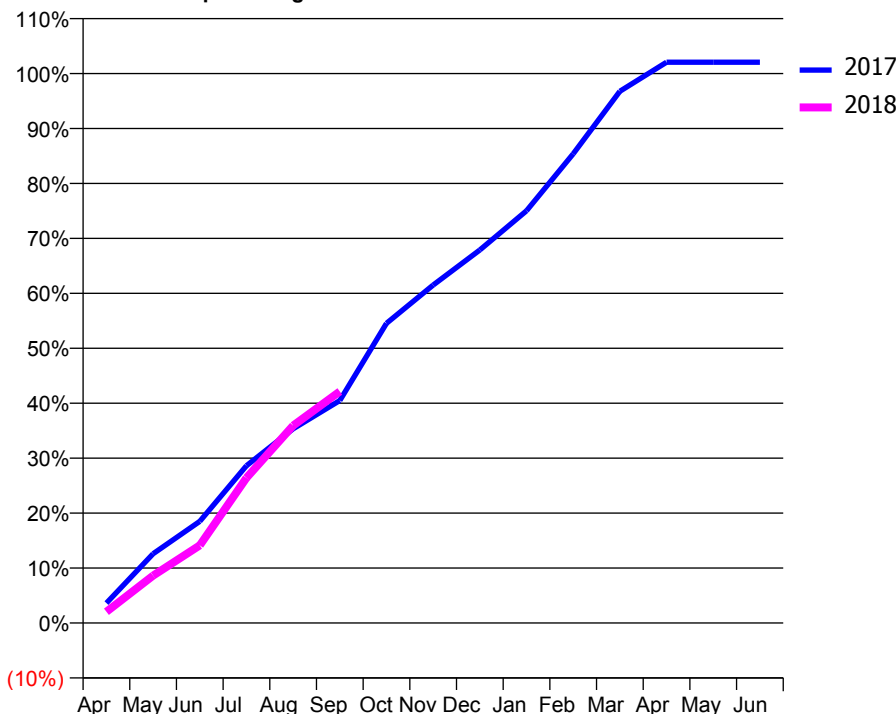
ACCESS*

Patients seen in 24 months	Total	Change since previous quarter
Quarter ending September 2016	2,145	
Quarter ending December 2016	2,165	→
Quarter ending March 2017	2,162	→
Quarter ending June 2017	2,122	↓
Quarter ending September 2017	2,131	→
Variance since September 2016	(0.7%)	→



ACTIVITY

Cumulative percentage of contracted UDA delivered 2017 & 2018



Month	Adjusted Scheduled Activity (UDA)	
	2017	2018
April	262	148
May	912	623
June	1,336	1,022
July	2,069	1,909
August	2,553	2,597
September	2,925	3,045
October	3,940	
November	4,444	
December	4,906	
January	5,422	
February	6,170	
March	6,992	
April	7,374	
May	7,374	
June	7,374	

QUALITY

	Quantity	Base Number	Contract	AT	Region	England
% of FP17s for the same patient ID Re-attending within 3 months - Children	26	374	7.0%	12.3%	12.8%	11.9%
% of FP17s for the same patient ID Re-attending within 3 months - Adults	121	1,085	11.2%	16.9%	16.5%	15.9%
% of FP17s for the same patient ID Re-attending between 3 & 9 months - Children	230	374	61.5%	57.6%	59.7%	58.1%
% of FP17s for the same patient ID Re-attending between 3 & 9 months - Adults	623	1,085	57.4%	50.8%	53.0%	50.6%
% of FP17s for Band 1 Urgent Courses	110	1,297	8.5%	10.4%	9.2%	9.1%
% of FP17s Relating to Free Repair or Replacements	35	1,297	2.7%	0.9%	1.0%	0.8%
% of FP17s Relating to Continuations	8	1,297	0.6%	1.1%	1.2%	1.1%
% of Patients satisfied with the dentistry they have received	3	3	N/A	91.1%	91.6%	91.4%
% of Patients satisfied with the time they had to wait for an appointment	2	3	N/A	87.5%	88.1%	87.7%

* This is based on patients treated on this contract for their most recent course of treatment. Figures in italics indicate the base number of FP17s or Patient Questionnaire responses are less than 100. N/A is shown where the base number of responses is less than 10 during the period. % is calculated as Quantity/Base number*100

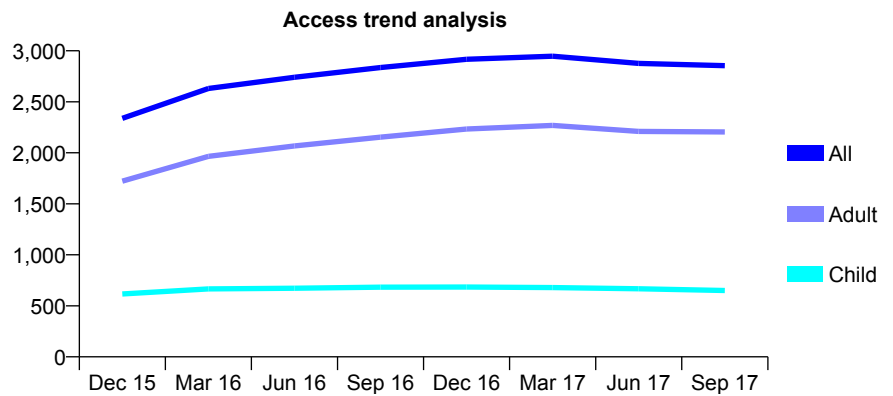
Q46 - Vital Signs At a Glance Contract Report for 746428/0001 - September 2017

Name or company name	MR EH BURKE
Contract type name	GDS Contract
Purpose of contract	General
Contract start date	01/03/2015
Contract end date	

17/18 Contracted general activity (UDA)	8,718
Carry forward general activity (UDA)	0
17/18 Contracted orthodontic activity (UOA)	0
Carry forward orthodontic activity (UOA)	0
Baseline contract value	£277,413.01

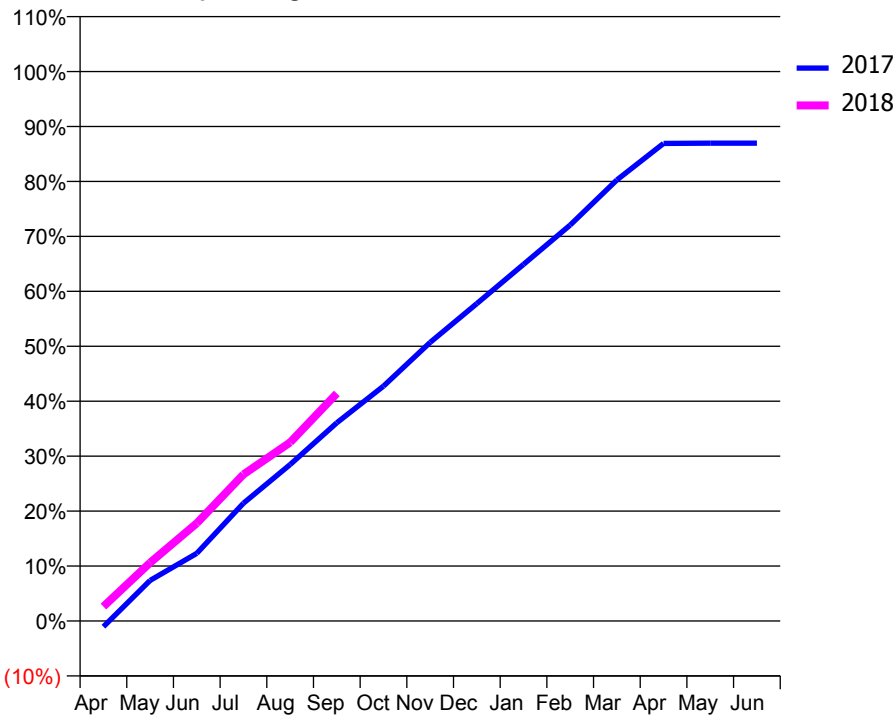
ACCESS*

Patients seen in 24 months	Total	Change since previous quarter
Quarter ending September 2016	2,836	
Quarter ending December 2016	2,917	↑
Quarter ending March 2017	2,947	→
Quarter ending June 2017	2,877	↓
Quarter ending September 2017	2,854	→
Variance since September 2016	0.6%	→



ACTIVITY

Cumulative percentage of contracted UDA delivered 2017 & 2018



Month	Adjusted Scheduled Activity (UDA)	
	2017	2018
April	-91	230
May	644	926
June	1,074	1,551
July	1,870	2,326
August	2,482	2,834
September	3,146	3,611
October	3,727	
November	4,420	
December	5,037	
January	5,658	
February	6,283	
March	6,998	
April	7,577	
May	7,580	
June	7,580	

QUALITY

	Quantity	Base Number	Contract	AT	Region	England
% of FP17s for the same patient ID Re-attending within 3 months - Children	37	556	6.7%	12.3%	12.8%	11.9%
% of FP17s for the same patient ID Re-attending within 3 months - Adults	235	1,637	14.4%	16.9%	16.5%	15.9%
% of FP17s for the same patient ID Re-attending between 3 & 9 months - Children	419	556	75.4%	57.6%	59.7%	58.1%
% of FP17s for the same patient ID Re-attending between 3 & 9 months - Adults	1,012	1,637	61.8%	50.8%	53.0%	50.6%
% of FP17s for Band 1 Urgent Courses	106	1,930	5.5%	10.4%	9.2%	9.1%
% of FP17s Relating to Free Repair or Replacements	9	1,930	0.5%	0.9%	1.0%	0.8%
% of FP17s Relating to Continuations	29	1,930	1.5%	1.1%	1.2%	1.1%
% of Patients satisfied with the dentistry they have received	1	1	N/A	91.1%	91.6%	91.4%
% of Patients satisfied with the time they had to wait for an appointment	1	1	N/A	87.5%	88.1%	87.7%

* This is based on patients treated on this contract for their most recent course of treatment. Figures in italics indicate the base number of FP17s or Patient Questionnaire responses are less than 100. N/A is shown where the base number of responses is less than 10 during the period. % is calculated as Quantity/Base number*100

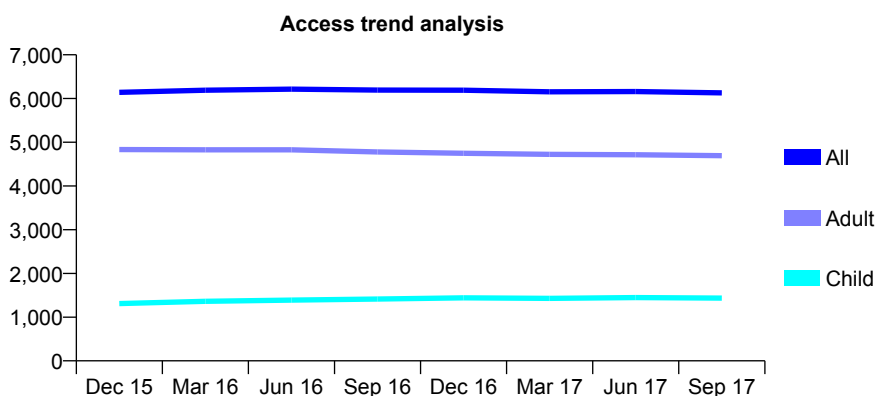
Q46 - Vital Signs At a Glance Contract Report for 749389/0001 - September 2017

Name or company name	MR PJ HUGHES
Contract type name	GDS Contract
Purpose of contract	General
Contract start date	01/02/2008
Contract end date	

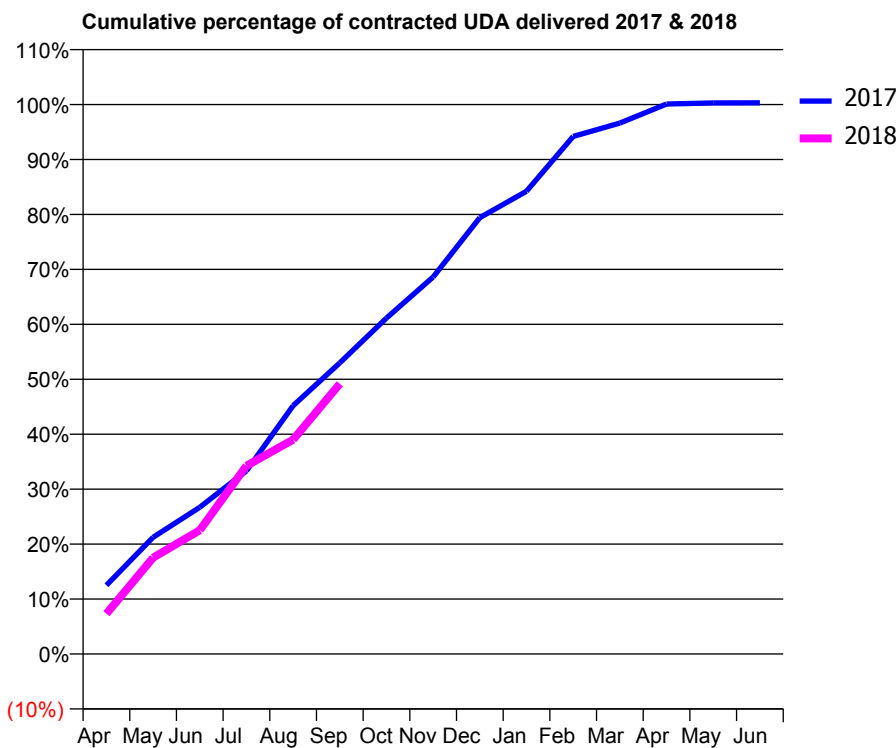
17/18 Contracted general activity (UDA)	15,643
Carry forward general activity (UDA)	0
17/18 Contracted orthodontic activity (UOA)	0
Carry forward orthodontic activity (UOA)	0
Baseline contract value	£424,212.82

ACCESS*

Patients seen in 24 months	Total	Change since previous quarter
Quarter ending September 2016	6,192	
Quarter ending December 2016	6,190	→
Quarter ending March 2017	6,153	→
Quarter ending June 2017	6,161	→
Quarter ending September 2017	6,130	→
Variance since September 2016	(1.0%)	↓



ACTIVITY



Month	Adjusted Scheduled Activity (UDA)	
	2017	2018
April	1,955	1,149
May	3,325	2,744
June	4,178	3,525
July	5,216	5,360
August	7,069	6,102
September	8,290	7,692
October	9,563	
November	10,733	
December	12,422	
January	13,176	
February	14,734	
March	15,114	
April	15,655	
May	15,689	
June	15,692	

QUALITY

	Quantity	Base Number	Contract	AT	Region	England
% of FP17s for the same patient ID Re-attending within 3 months - Children	61	1,145	5.3%	12.3%	12.8%	11.9%
% of FP17s for the same patient ID Re-attending within 3 months - Adults	531	3,688	14.4%	16.9%	16.5%	15.9%
% of FP17s for the same patient ID Re-attending between 3 & 9 months - Children	763	1,145	66.6%	57.6%	59.7%	58.1%
% of FP17s for the same patient ID Re-attending between 3 & 9 months - Adults	1,834	3,688	49.7%	50.8%	53.0%	50.6%
% of FP17s for Band 1 Urgent Courses	233	4,631	5.0%	10.4%	9.2%	9.1%
% of FP17s Relating to Free Repair or Replacements	74	4,631	1.6%	0.9%	1.0%	0.8%
% of FP17s Relating to Continuations	46	4,631	1.0%	1.1%	1.2%	1.1%
% of Patients satisfied with the dentistry they have received	2	2	N/A	91.1%	91.6%	91.4%
% of Patients satisfied with the time they had to wait for an appointment	2	2	N/A	87.5%	88.1%	87.7%

* This is based on patients treated on this contract for their most recent course of treatment. Figures in italics indicate the base number of FP17s or Patient Questionnaire responses are less than 100. N/A is shown where the base number of responses is less than 10 during the period. % is calculated as Quantity/Base number*100

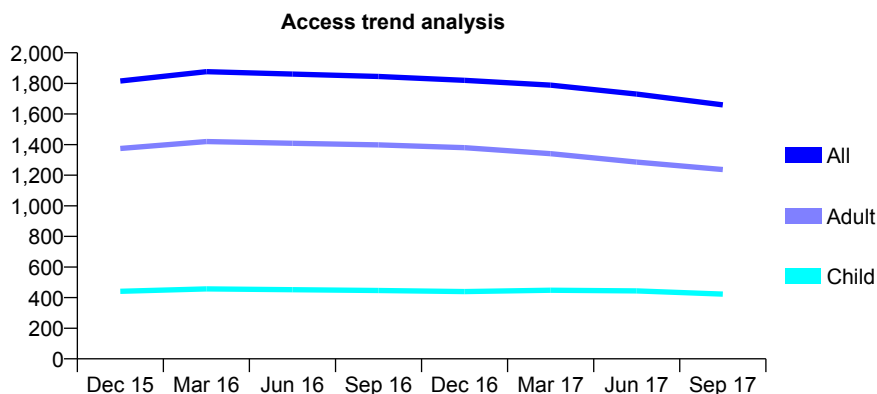
Q46 - Vital Signs At a Glance Contract Report for 749656/0004 - September 2017

Name or company name	MR R HUNTER-JAMES
Contract type name	GDS Contract
Purpose of contract	General
Contract start date	01/04/2006
Contract end date	

17/18 Contracted general activity (UDA)	5,777
Carry forward general activity (UDA)	0
17/18 Contracted orthodontic activity (UOA)	0
Carry forward orthodontic activity (UOA)	0
Baseline contract value	£156,236.33

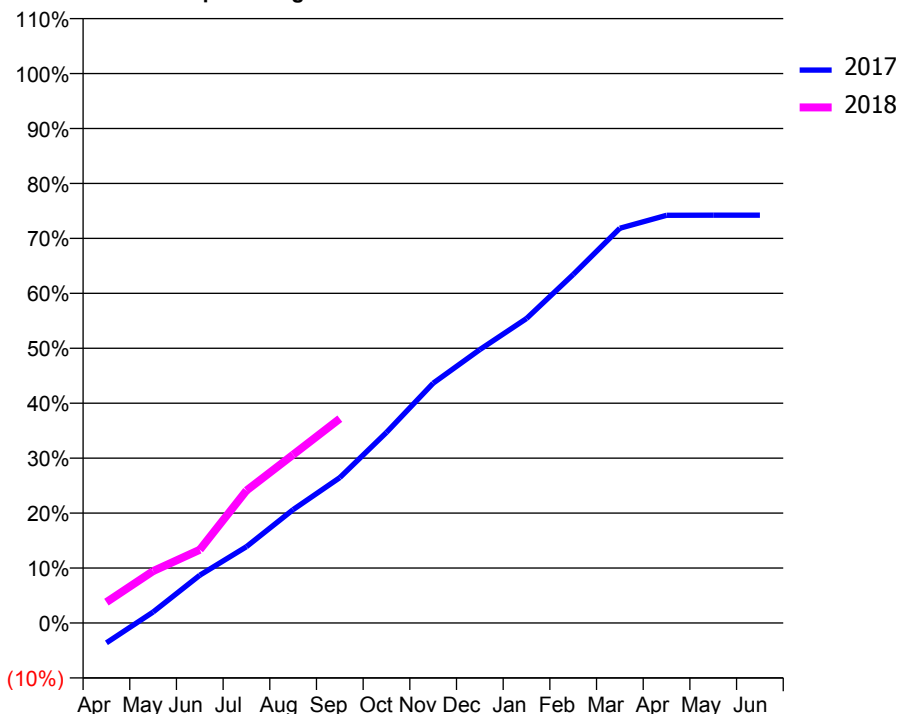
ACCESS*

Patients seen in 24 months	Total	Change since previous quarter
Quarter ending September 2016	1,845	
Quarter ending December 2016	1,820	↓
Quarter ending March 2017	1,789	↓
Quarter ending June 2017	1,730	↓
Quarter ending September 2017	1,660	↓
Variance since September 2016	(10.0%)	↓



ACTIVITY

Cumulative percentage of contracted UDA delivered 2017 & 2018



Month	Adjusted Scheduled Activity (UDA)	
	2017	2018
April	-210	219
May	116	546
June	503	771
July	803	1,393
August	1,192	1,770
September	1,529	2,148
October	2,005	
November	2,522	
December	2,875	
January	3,202	
February	3,663	
March	4,151	
April	4,287	
May	4,288	
June	4,288	

QUALITY

	Quantity	Base Number	Contract	AT	Region	England
% of FP17s for the same patient ID Re-attending within 3 months - Children	19	252	7.5%	12.3%	12.8%	11.9%
% of FP17s for the same patient ID Re-attending within 3 months - Adults	104	684	15.2%	16.9%	16.5%	15.9%
% of FP17s for the same patient ID Re-attending between 3 & 9 months - Children	100	252	39.7%	57.6%	59.7%	58.1%
% of FP17s for the same patient ID Re-attending between 3 & 9 months - Adults	230	684	33.6%	50.8%	53.0%	50.6%
% of FP17s for Band 1 Urgent Courses	131	875	15.0%	10.4%	9.2%	9.1%
% of FP17s Relating to Free Repair or Replacements	4	875	0.5%	0.9%	1.0%	0.8%
% of FP17s Relating to Continuations	3	875	0.3%	1.1%	1.2%	1.1%
% of Patients satisfied with the dentistry they have received	1	1	N/A	91.1%	91.6%	91.4%
% of Patients satisfied with the time they had to wait for an appointment	1	1	N/A	87.5%	88.1%	87.7%

* This is based on patients treated on this contract for their most recent course of treatment. Figures in italics indicate the base number of FP17s or Patient Questionnaire responses are less than 100. N/A is shown where the base number of responses is less than 10 during the period. % is calculated as Quantity/Base number*100

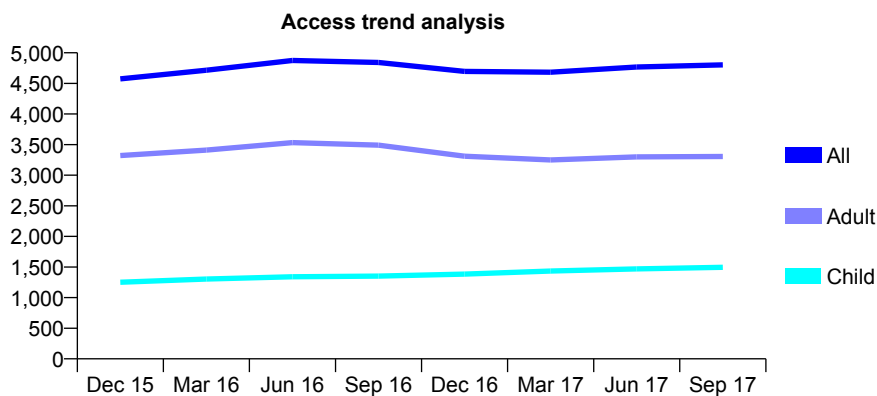
Q46 - Vital Signs At a Glance Contract Report for 755931/0003 - September 2017

Name or company name	MISS R DHARIWAL
Contract type name	GDS Contract
Purpose of contract	General
Contract start date	07/12/2009
Contract end date	

17/18 Contracted general activity (UDA)	13,345
Carry forward general activity (UDA)	0
17/18 Contracted orthodontic activity (UOA)	0
Carry forward orthodontic activity (UOA)	0
Baseline contract value	£329,967.85

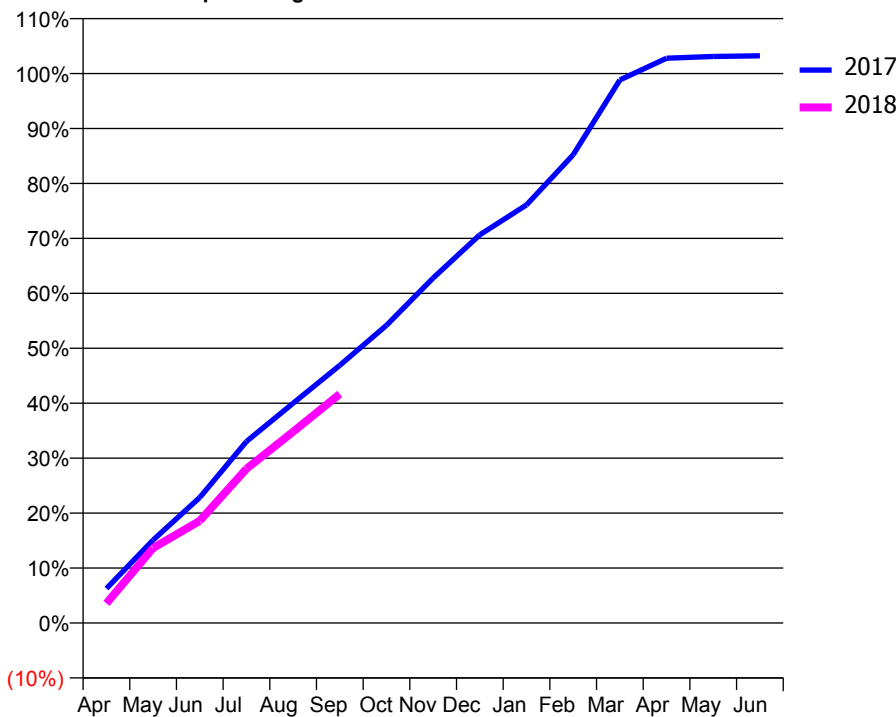
ACCESS*

Patients seen in 24 months	Total	Change since previous quarter
Quarter ending September 2016	4,843	
Quarter ending December 2016	4,695	↓
Quarter ending March 2017	4,683	→
Quarter ending June 2017	4,769	→
Quarter ending September 2017	4,802	→
Variance since September 2016	(0.8%)	→



ACTIVITY

Cumulative percentage of contracted UDA delivered 2017 & 2018



Month	Adjusted Scheduled Activity (UDA)	
	2017	2018
April	837	479
May	2,016	1,821
June	3,050	2,483
July	4,410	3,747
August	5,339	4,646
September	6,257	5,563
October	7,229	
November	8,381	
December	9,428	
January	10,155	
February	11,371	
March	13,190	
April	13,715	
May	13,757	
June	13,774	

QUALITY

	Quantity	Base Number	Contract	AT	Region	England
% of FP17s for the same patient ID Re-attending within 3 months - Children	379	1,458	26.0%	12.3%	12.8%	11.9%
% of FP17s for the same patient ID Re-attending within 3 months - Adults	216	1,554	13.9%	16.9%	16.5%	15.9%
% of FP17s for the same patient ID Re-attending between 3 & 9 months - Children	752	1,458	51.6%	57.6%	59.7%	58.1%
% of FP17s for the same patient ID Re-attending between 3 & 9 months - Adults	539	1,554	34.7%	50.8%	53.0%	50.6%
% of FP17s for Band 1 Urgent Courses	226	2,777	8.1%	10.4%	9.2%	9.1%
% of FP17s Relating to Free Repair or Replacements	12	2,777	0.4%	0.9%	1.0%	0.8%
% of FP17s Relating to Continuations	62	2,777	2.2%	1.1%	1.2%	1.1%
% of Patients satisfied with the dentistry they have received	4	4	N/A	91.1%	91.6%	91.4%
% of Patients satisfied with the time they had to wait for an appointment	2	4	N/A	87.5%	88.1%	87.7%

* This is based on patients treated on this contract for their most recent course of treatment. Figures in italics indicate the base number of FP17s or Patient Questionnaire responses are less than 100. N/A is shown where the base number of responses is less than 10 during the period. % is calculated as Quantity/Base number*100

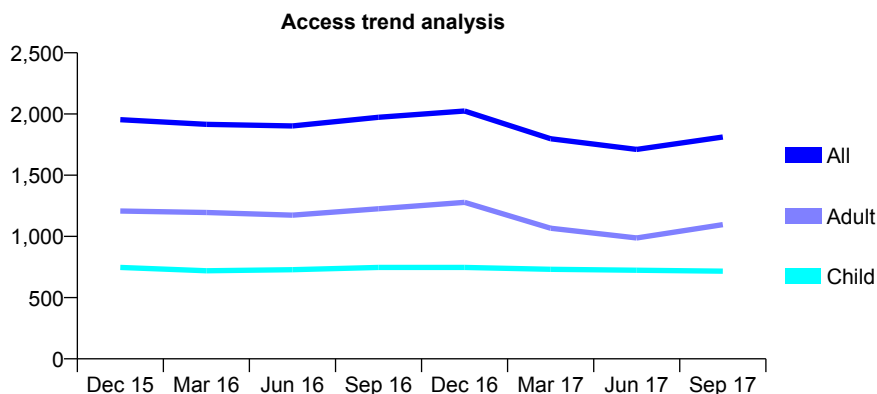
Q46 - Vital Signs At a Glance Contract Report for 755931/0006 - September 2017

Name or company name	MISS R DHARIWAL
Contract type name	GDS Contract
Purpose of contract	General
Contract start date	01/02/2012
Contract end date	

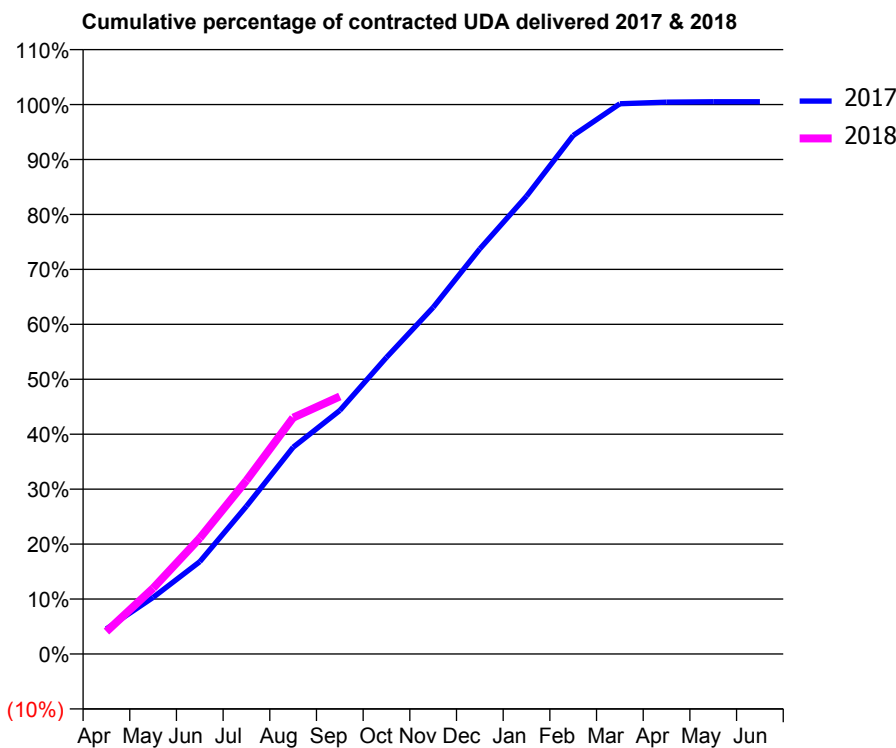
17/18 Contracted general activity (UDA)	4,340
Carry forward general activity (UDA)	0
17/18 Contracted orthodontic activity (UOA)	0
Carry forward orthodontic activity (UOA)	0
Baseline contract value	£107,316.46

ACCESS*

Patients seen in 24 months	Total	Change since previous quarter
Quarter ending September 2016	1,973	
Quarter ending December 2016	2,025	↑
Quarter ending March 2017	1,798	↓
Quarter ending June 2017	1,711	↓
Quarter ending September 2017	1,812	↑
Variance since September 2016	(8.2%)	↓



ACTIVITY



Month	Adjusted Scheduled Activity (UDA)	
	2017	2018
April	199	177
May	447	520
June	730	915
July	1,168	1,371
August	1,633	1,867
September	1,924	2,034
October	2,343	
November	2,738	
December	3,200	
January	3,616	
February	4,095	
March	4,346	
April	4,359	
May	4,362	
June	4,362	

QUALITY

	Quantity	Base Number	Contract	AT	Region	England
% of FP17s for the same patient ID Re-attending within 3 months - Children	40	455	8.8%	12.3%	12.8%	11.9%
% of FP17s for the same patient ID Re-attending within 3 months - Adults	69	594	11.6%	16.9%	16.5%	15.9%
% of FP17s for the same patient ID Re-attending between 3 & 9 months - Children	236	455	51.9%	57.6%	59.7%	58.1%
% of FP17s for the same patient ID Re-attending between 3 & 9 months - Adults	173	594	29.1%	50.8%	53.0%	50.6%
% of FP17s for Band 1 Urgent Courses	180	1,041	17.3%	10.4%	9.2%	9.1%
% of FP17s Relating to Free Repair or Replacements	1	1,041	0.1%	0.9%	1.0%	0.8%
% of FP17s Relating to Continuations	1	1,041	0.1%	1.1%	1.2%	1.1%
% of Patients satisfied with the dentistry they have received	0	0	N/A	91.1%	91.6%	91.4%
% of Patients satisfied with the time they had to wait for an appointment	0	0	N/A	87.5%	88.1%	87.7%

* This is based on patients treated on this contract for their most recent course of treatment. Figures in italics indicate the base number of FP17s or Patient Questionnaire responses are less than 100. N/A is shown where the base number of responses is less than 10 during the period. % is calculated as Quantity/Base number*100

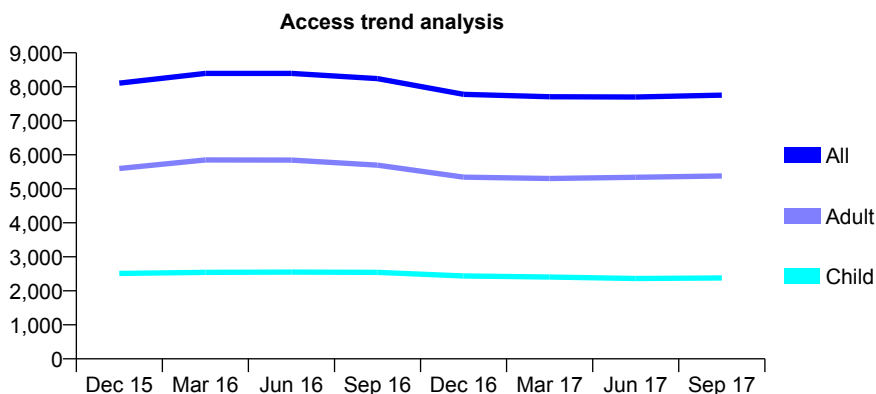
Q46 - Vital Signs At a Glance Contract Report for 755931/0008 - September 2017

Name or company name	MISS R DHARIWAL
Contract type name	GDS Contract
Purpose of contract	General
Contract start date	01/02/2014
Contract end date	

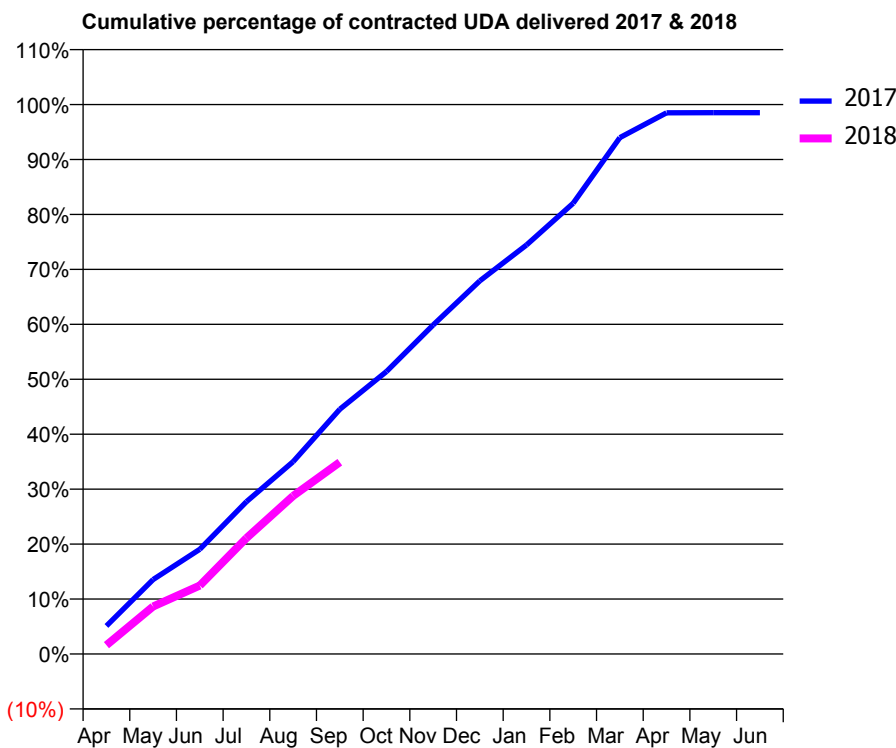
17/18 Contracted general activity (UDA)	22,713
Carry forward general activity (UDA)	0
17/18 Contracted orthodontic activity (UOA)	0
Carry forward orthodontic activity (UOA)	0
Baseline contract value	£638,345.05

ACCESS*

Patients seen in 24 months	Total	Change since previous quarter
Quarter ending September 2016	8,243	
Quarter ending December 2016	7,779	↓
Quarter ending March 2017	7,708	→
Quarter ending June 2017	7,701	→
Quarter ending September 2017	7,756	→
Variance since September 2016	(5.9%)	↓



ACTIVITY



Month	Adjusted Scheduled Activity (UDA)	
	2017	2018
April	1,161	369
May	3,078	1,963
June	4,331	2,832
July	6,300	4,791
August	7,953	6,533
September	10,118	7,929
October	11,674	
November	13,602	
December	15,425	
January	16,907	
February	18,630	
March	21,342	
April	22,370	
May	22,375	
June	22,375	

QUALITY

	Quantity	Base Number	Contract	AT	Region	England
% of FP17s for the same patient ID Re-attending within 3 months - Children	177	1,632	10.8%	12.3%	12.8%	11.9%
% of FP17s for the same patient ID Re-attending within 3 months - Adults	601	3,009	20.0%	16.9%	16.5%	15.9%
% of FP17s for the same patient ID Re-attending between 3 & 9 months - Children	904	1,632	55.4%	57.6%	59.7%	58.1%
% of FP17s for the same patient ID Re-attending between 3 & 9 months - Adults	919	3,009	30.5%	50.8%	53.0%	50.6%
% of FP17s for Band 1 Urgent Courses	938	4,172	22.5%	10.4%	9.2%	9.1%
% of FP17s Relating to Free Repair or Replacements	10	4,172	0.2%	0.9%	1.0%	0.8%
% of FP17s Relating to Continuations	16	4,172	0.4%	1.1%	1.2%	1.1%
% of Patients satisfied with the dentistry they have received	3	4	N/A	91.1%	91.6%	91.4%
% of Patients satisfied with the time they had to wait for an appointment	4	4	N/A	87.5%	88.1%	87.7%

* This is based on patients treated on this contract for their most recent course of treatment. Figures in italics indicate the base number of FP17s or Patient Questionnaire responses are less than 100. N/A is shown where the base number of responses is less than 10 during the period. % is calculated as Quantity/Base number*100

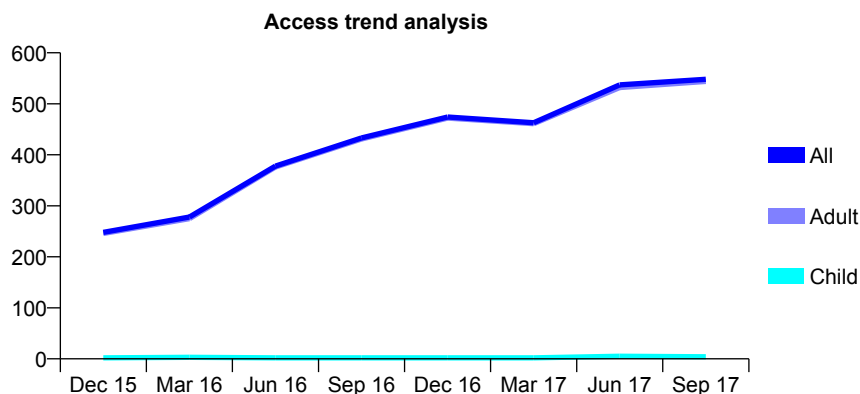
Q46 - Vital Signs At a Glance Contract Report for 755982/0001 - September 2017

Name or company name	Al-Kassab / Sapong
Contract type name	GDS Contract
Purpose of contract	General
Contract start date	01/04/2006
Contract end date	

17/18 Contracted general activity (UDA)	1,461
Carry forward general activity (UDA)	0
17/18 Contracted orthodontic activity (UOA)	0
Carry forward orthodontic activity (UOA)	0
Baseline contract value	£83,550.62

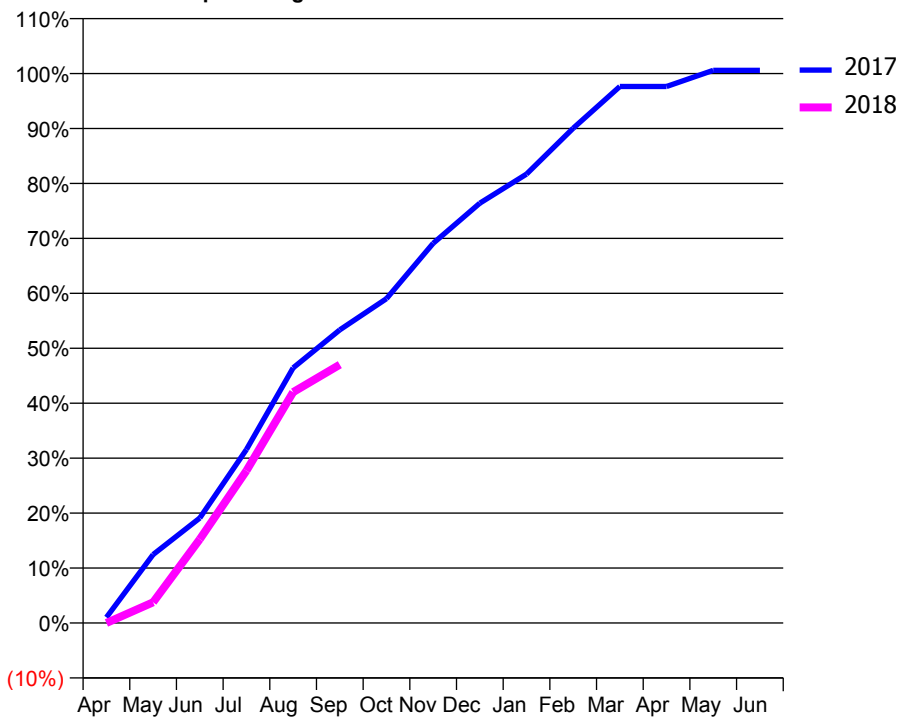
ACCESS*

Patients seen in 24 months	Total	Change since previous quarter
Quarter ending September 2016	433	
Quarter ending December 2016	474	↑
Quarter ending March 2017	463	↓
Quarter ending June 2017	537	↑
Quarter ending September 2017	548	↑
Variance since September 2016	26.6%	↑



ACTIVITY

Cumulative percentage of contracted UDA delivered 2017 & 2018



Month	Adjusted Scheduled Activity (UDA)	
	2017	2018
April	15	0
May	182	55
June	279	223
July	461	405
August	678	614
September	779	687
October	862	
November	1,009	
December	1,116	
January	1,193	
February	1,315	
March	1,426	
April	1,426	
May	1,469	
June	1,469	

QUALITY

	Quantity	Base Number	Contract	AT	Region	England
% of FP17s for the same patient ID Re-attending within 3 months - Children	0	4	0.0%	12.3%	12.8%	11.9%
% of FP17s for the same patient ID Re-attending within 3 months - Adults	3	271	1.1%	16.9%	16.5%	15.9%
% of FP17s for the same patient ID Re-attending between 3 & 9 months - Children	0	4	0.0%	57.6%	59.7%	58.1%
% of FP17s for the same patient ID Re-attending between 3 & 9 months - Adults	3	271	1.1%	50.8%	53.0%	50.6%
% of FP17s for Band 1 Urgent Courses	0	258	0.0%	10.4%	9.2%	9.1%
% of FP17s Relating to Free Repair or Replacements	0	258	0.0%	0.9%	1.0%	0.8%
% of FP17s Relating to Continuations	0	258	0.0%	1.1%	1.2%	1.1%
% of Patients satisfied with the dentistry they have received	0	0	N/A	91.1%	91.6%	91.4%
% of Patients satisfied with the time they had to wait for an appointment	0	0	N/A	87.5%	88.1%	87.7%

* This is based on patients treated on this contract for their most recent course of treatment. Figures in italics indicate the base number of FP17s or Patient Questionnaire responses are less than 100. N/A is shown where the base number of responses is less than 10 during the period. % is calculated as Quantity/Base number*100

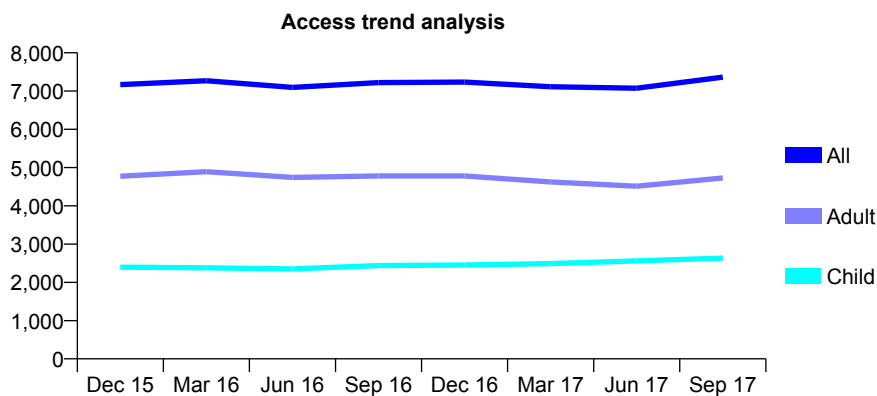
Q46 - Vital Signs At a Glance Contract Report for 757799/0001 - September 2017

Name or company name	MR N JAVEID
Contract type name	GDS Contract
Purpose of contract	General
Contract start date	02/06/2010
Contract end date	

17/18 Contracted general activity (UDA)	31,087
Carry forward general activity (UDA)	0
17/18 Contracted orthodontic activity (UOA)	0
Carry forward orthodontic activity (UOA)	0
Baseline contract value	£1,050,787.67

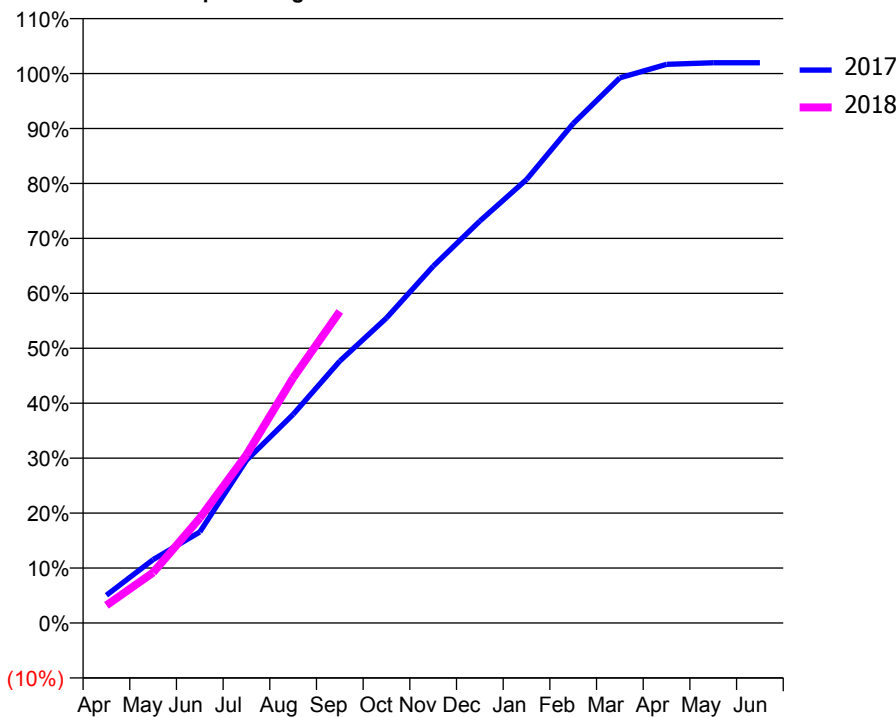
ACCESS*

Patients seen in 24 months	Total	Change since previous quarter
Quarter ending September 2016	7,220	
Quarter ending December 2016	7,234	→
Quarter ending March 2017	7,114	↓
Quarter ending June 2017	7,074	→
Quarter ending September 2017	7,363	↑
Variance since September 2016	2.0%	→



ACTIVITY

Cumulative percentage of contracted UDA delivered 2017 & 2018



Adjusted Scheduled Activity (UDA)

Month	2017	2018
April	1,573	1,001
May	3,589	2,853
June	5,151	5,932
July	9,206	9,514
August	11,804	13,869
September	14,822	17,626
October	17,253	
November	20,187	
December	22,739	
January	25,086	
February	28,258	
March	30,841	
April	31,608	
May	31,692	
June	31,698	

QUALITY

	Quantity	Base Number	Contract	AT	Region	England
% of FP17s for the same patient ID Re-attending within 3 months - Children	199	1,786	11.1%	12.3%	12.8%	11.9%
% of FP17s for the same patient ID Re-attending within 3 months - Adults	602	2,820	21.3%	16.9%	16.5%	15.9%
% of FP17s for the same patient ID Re-attending between 3 & 9 months - Children	736	1,786	41.2%	57.6%	59.7%	58.1%
% of FP17s for the same patient ID Re-attending between 3 & 9 months - Adults	767	2,820	27.2%	50.8%	53.0%	50.6%
% of FP17s for Band 1 Urgent Courses	640	4,338	14.8%	10.4%	9.2%	9.1%
% of FP17s Relating to Free Repair or Replacements	21	4,338	0.5%	0.9%	1.0%	0.8%
% of FP17s Relating to Continuations	19	4,338	0.4%	1.1%	1.2%	1.1%
% of Patients satisfied with the dentistry they have received	2	2	N/A	91.1%	91.6%	91.4%
% of Patients satisfied with the time they had to wait for an appointment	2	2	N/A	87.5%	88.1%	87.7%

* This is based on patients treated on this contract for their most recent course of treatment. Figures in italics indicate the base number of FP17s or Patient Questionnaire responses are less than 100. N/A is shown where the base number of responses is less than 10 during the period. % is calculated as Quantity/Base number*100

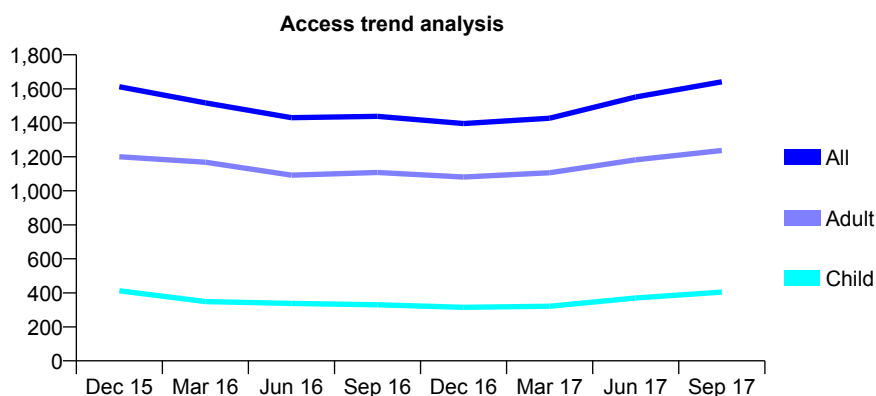
Q46 - Vital Signs At a Glance Contract Report for 760927/0002 - September 2017

Name or company name	MRS DL CAIL
Contract type name	GDS Contract
Purpose of contract	General
Contract start date	01/04/2006
Contract end date	

17/18 Contracted general activity (UDA)	5,376
Carry forward general activity (UDA)	0
17/18 Contracted orthodontic activity (UOA)	0
Carry forward orthodontic activity (UOA)	0
Baseline contract value	£119,306.10

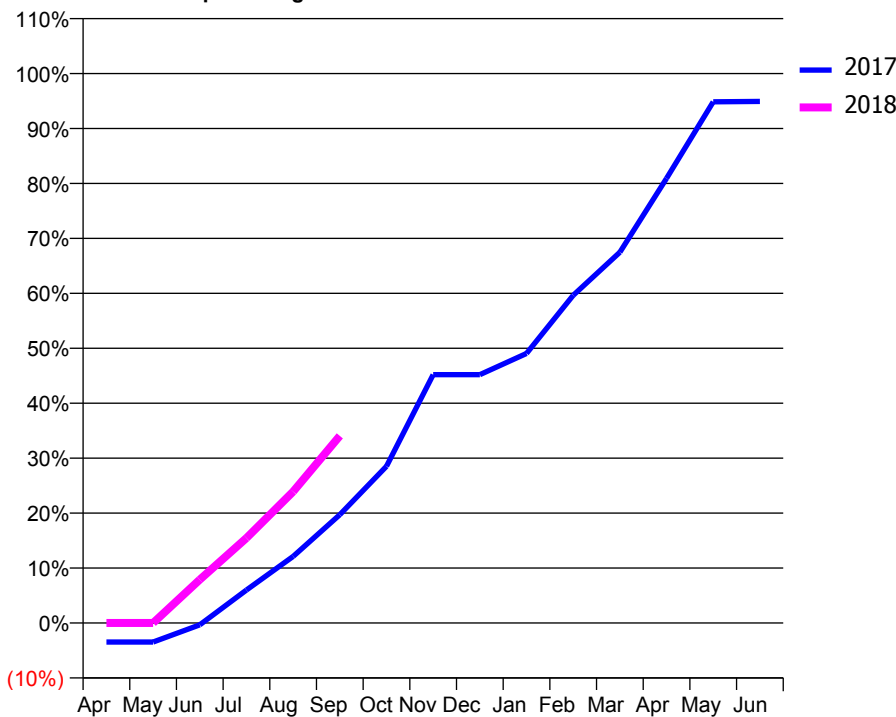
ACCESS*

Patients seen in 24 months	Total	Change since previous quarter
Quarter ending September 2016	1,438	
Quarter ending December 2016	1,396	↓
Quarter ending March 2017	1,427	↑
Quarter ending June 2017	1,552	↑
Quarter ending September 2017	1,641	↑
Variance since September 2016	14.1%	↑



ACTIVITY

Cumulative percentage of contracted UDA delivered 2017 & 2018



Month	Adjusted Scheduled Activity (UDA)	
	2017	2018
April	-187	0
May	-187	0
June	-19	424
July	322	832
August	652	1,286
September	1,060	1,830
October	1,533	
November	2,429	
December	2,429	
January	2,638	
February	3,205	
March	3,628	
April	4,350	
May	5,098	
June	5,102	

QUALITY

	Quantity	Base Number	Contract	AT	Region	England
% of FP17s for the same patient ID Re-attending within 3 months - Children	25	309	8.1%	12.3%	12.8%	11.9%
% of FP17s for the same patient ID Re-attending within 3 months - Adults	97	885	11.0%	16.9%	16.5%	15.9%
% of FP17s for the same patient ID Re-attending between 3 & 9 months - Children	99	309	32.0%	57.6%	59.7%	58.1%
% of FP17s for the same patient ID Re-attending between 3 & 9 months - Adults	333	885	37.6%	50.8%	53.0%	50.6%
% of FP17s for Band 1 Urgent Courses	22	712	3.1%	10.4%	9.2%	9.1%
% of FP17s Relating to Free Repair or Replacements	9	712	1.3%	0.9%	1.0%	0.8%
% of FP17s Relating to Continuations	6	712	0.8%	1.1%	1.2%	1.1%
% of Patients satisfied with the dentistry they have received	9	10	90.0%	91.1%	91.6%	91.4%
% of Patients satisfied with the time they had to wait for an appointment	6	10	60.0%	87.5%	88.1%	87.7%

* This is based on patients treated on this contract for their most recent course of treatment. Figures in italics indicate the base number of FP17s or Patient Questionnaire responses are less than 100. N/A is shown where the base number of responses is less than 10 during the period. % is calculated as Quantity/Base number*100

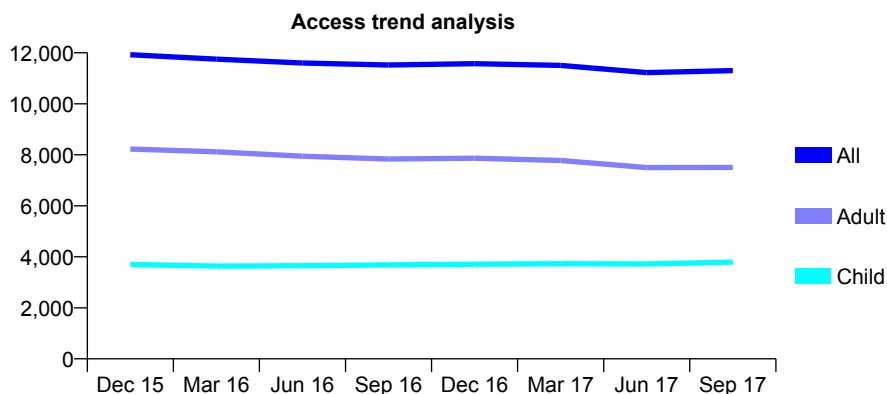
Q46 - Vital Signs At a Glance Contract Report for 764582/0001 - September 2017

Name or company name	MRS SC ROCHFORD
Contract type name	GDS Contract
Purpose of contract	General
Contract start date	01/04/2006
Contract end date	

17/18 Contracted general activity (UDA)	33,180
Carry forward general activity (UDA)	0
17/18 Contracted orthodontic activity (UOA)	0
Carry forward orthodontic activity (UOA)	0
Baseline contract value	£828,597.80

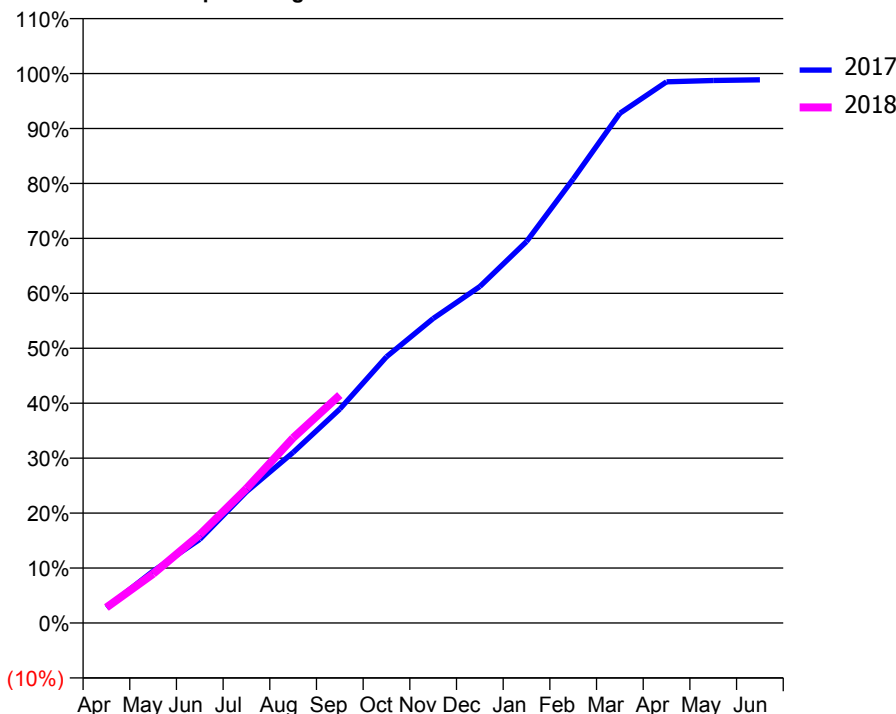
ACCESS*

Patients seen in 24 months	Total	Change since previous quarter
Quarter ending September 2016	11,521	
Quarter ending December 2016	11,576	→
Quarter ending March 2017	11,505	→
Quarter ending June 2017	11,221	↓
Quarter ending September 2017	11,301	→
Variance since September 2016	(1.9%)	↓



ACTIVITY

Cumulative percentage of contracted UDA delivered 2017 & 2018



Month	Adjusted Scheduled Activity (UDA)	
	2017	2018
April	931	939
May	3,132	2,965
June	5,051	5,332
July	7,927	8,121
August	10,299	11,184
September	12,917	13,768
October	16,078	
November	18,384	
December	20,315	
January	23,033	
February	26,808	
March	30,779	
April	32,679	
May	32,762	
June	32,796	

QUALITY

	Quantity	Base Number	Contract	AT	Region	England
% of FP17s for the same patient ID Re-attending within 3 months - Children	257	2,513	10.2%	12.3%	12.8%	11.9%
% of FP17s for the same patient ID Re-attending within 3 months - Adults	881	4,346	20.3%	16.9%	16.5%	15.9%
% of FP17s for the same patient ID Re-attending between 3 & 9 months - Children	1,113	2,513	44.3%	57.6%	59.7%	58.1%
% of FP17s for the same patient ID Re-attending between 3 & 9 months - Adults	1,526	4,346	35.1%	50.8%	53.0%	50.6%
% of FP17s for Band 1 Urgent Courses	882	6,025	14.6%	10.4%	9.2%	9.1%
% of FP17s Relating to Free Repair or Replacements	64	6,025	1.1%	0.9%	1.0%	0.8%
% of FP17s Relating to Continuations	30	6,025	0.5%	1.1%	1.2%	1.1%
% of Patients satisfied with the dentistry they have received	5	5	N/A	91.1%	91.6%	91.4%
% of Patients satisfied with the time they had to wait for an appointment	3	5	N/A	87.5%	88.1%	87.7%

* This is based on patients treated on this contract for their most recent course of treatment. Figures in italics indicate the base number of FP17s or Patient Questionnaire responses are less than 100. N/A is shown where the base number of responses is less than 10 during the period. % is calculated as Quantity/Base number*100

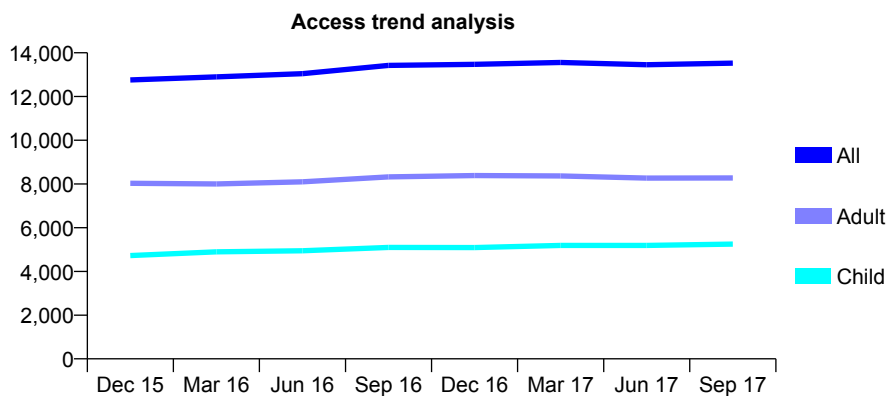
Q46 - Vital Signs At a Glance Contract Report for 764582/0002 - September 2017

Name or company name	MRS SC ROCHFORD
Contract type name	GDS Contract
Purpose of contract	General
Contract start date	01/04/2006
Contract end date	

17/18 Contracted general activity (UDA)	41,734
Carry forward general activity (UDA)	0
17/18 Contracted orthodontic activity (UOA)	0
Carry forward orthodontic activity (UOA)	0
Baseline contract value	£1,098,039.24

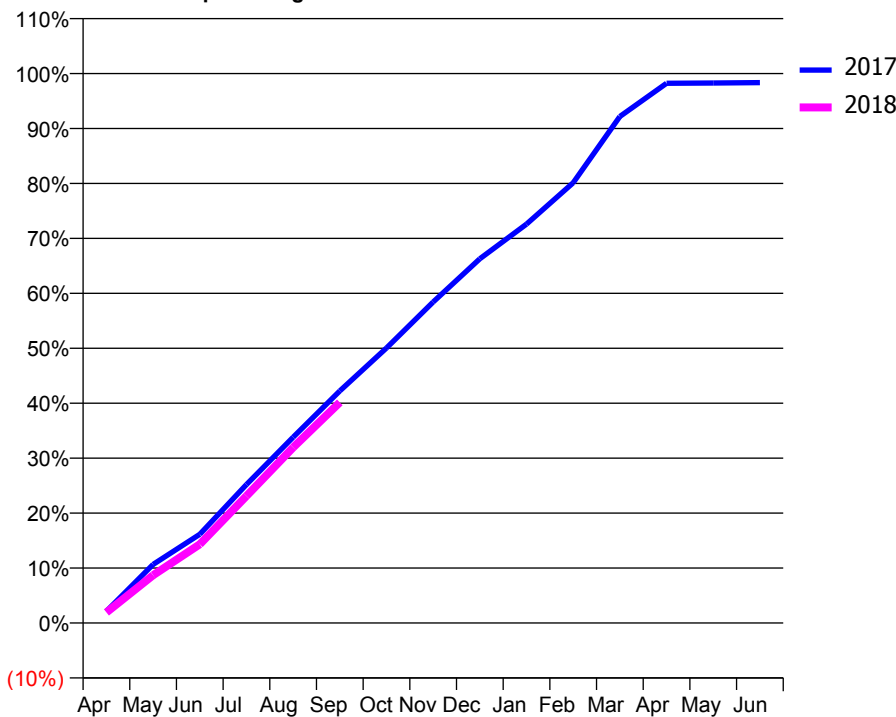
ACCESS*

Patients seen in 24 months	Total	Change since previous quarter
Quarter ending September 2016	13,421	
Quarter ending December 2016	13,472	→
Quarter ending March 2017	13,555	→
Quarter ending June 2017	13,456	→
Quarter ending September 2017	13,525	→
Variance since September 2016	0.8%	→



ACTIVITY

Cumulative percentage of contracted UDA delivered 2017 & 2018



Month	Adjusted Scheduled Activity (UDA)	
	2017	2018
April	895	802
May	4,447	3,634
June	6,735	5,978
July	10,515	9,648
August	14,111	13,330
September	17,629	16,758
October	20,883	
November	24,385	
December	27,660	
January	30,299	
February	33,432	
March	38,466	
April	40,990	
May	41,015	
June	41,039	

QUALITY

	Quantity	Base Number	Contract	AT	Region	England
% of FP17s for the same patient ID Re-attending within 3 months - Children	286	3,326	8.6%	12.3%	12.8%	11.9%
% of FP17s for the same patient ID Re-attending within 3 months - Adults	763	4,917	15.5%	16.9%	16.5%	15.9%
% of FP17s for the same patient ID Re-attending between 3 & 9 months - Children	1,332	3,326	40.0%	57.6%	59.7%	58.1%
% of FP17s for the same patient ID Re-attending between 3 & 9 months - Adults	1,939	4,917	39.4%	50.8%	53.0%	50.6%
% of FP17s for Band 1 Urgent Courses	838	7,329	11.4%	10.4%	9.2%	9.1%
% of FP17s Relating to Free Repair or Replacements	40	7,329	0.5%	0.9%	1.0%	0.8%
% of FP17s Relating to Continuations	34	7,329	0.5%	1.1%	1.2%	1.1%
% of Patients satisfied with the dentistry they have received	10	12	83.3%	91.1%	91.6%	91.4%
% of Patients satisfied with the time they had to wait for an appointment	11	12	91.7%	87.5%	88.1%	87.7%

* This is based on patients treated on this contract for their most recent course of treatment. Figures in italics indicate the base number of FP17s or Patient Questionnaire responses are less than 100. N/A is shown where the base number of responses is less than 10 during the period. % is calculated as Quantity/Base number*100

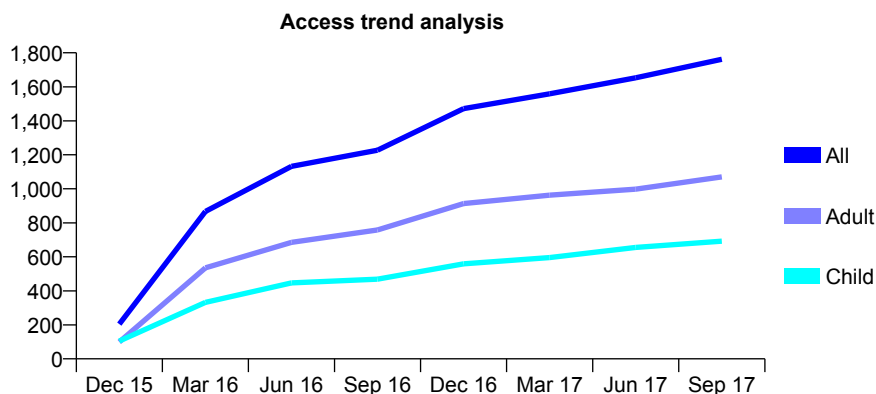
Q46 - Vital Signs At a Glance Contract Report for 764582/0005 - September 2017

Name or company name	MRS SC ROCHFORD
Contract type name	GDS Contract
Purpose of contract	General
Contract start date	01/12/2015
Contract end date	

17/18 Contracted general activity (UDA)	5,611
Carry forward general activity (UDA)	0
17/18 Contracted orthodontic activity (UOA)	0
Carry forward orthodontic activity (UOA)	0
Baseline contract value	£184,065.62

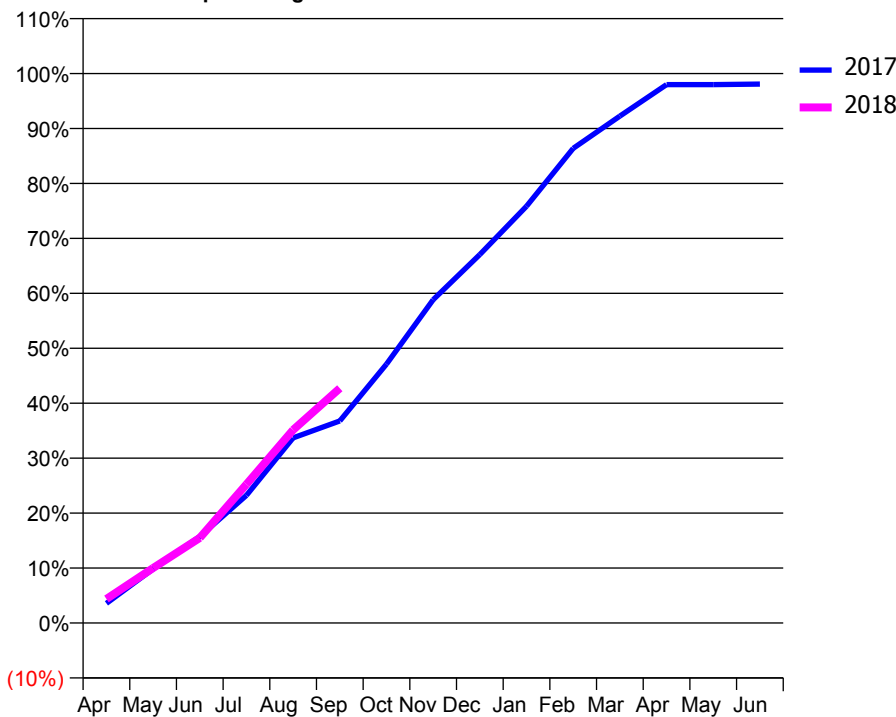
ACCESS*

Patients seen in 24 months	Total	Change since previous quarter
Quarter ending September 2016	1,227	
Quarter ending December 2016	1,472	↑
Quarter ending March 2017	1,559	↑
Quarter ending June 2017	1,653	↑
Quarter ending September 2017	1,762	↑
Variance since September 2016	43.6%	↑



ACTIVITY

Cumulative percentage of contracted UDA delivered 2017 & 2018



Adjusted Scheduled Activity (UDA)

Month	2017	2018
April	201	246
May	553	561
June	883	870
July	1,304	1,416
August	1,891	1,972
September	2,064	2,398
October	2,643	
November	3,301	
December	3,763	
January	4,255	
February	4,847	
March	5,176	
April	5,498	
May	5,498	
June	5,504	

QUALITY

	Quantity	Base Number	Contract	AT	Region	England
% of FP17s for the same patient ID Re-attending within 3 months - Children	15	487	3.1%	12.3%	12.8%	11.9%
% of FP17s for the same patient ID Re-attending within 3 months - Adults	53	675	7.9%	16.9%	16.5%	15.9%
% of FP17s for the same patient ID Re-attending between 3 & 9 months - Children	158	487	32.4%	57.6%	59.7%	58.1%
% of FP17s for the same patient ID Re-attending between 3 & 9 months - Adults	200	675	29.6%	50.8%	53.0%	50.6%
% of FP17s for Band 1 Urgent Courses	114	1,049	10.9%	10.4%	9.2%	9.1%
% of FP17s Relating to Free Repair or Replacements	12	1,049	1.1%	0.9%	1.0%	0.8%
% of FP17s Relating to Continuations	4	1,049	0.4%	1.1%	1.2%	1.1%
% of Patients satisfied with the dentistry they have received	4	4	N/A	91.1%	91.6%	91.4%
% of Patients satisfied with the time they had to wait for an appointment	4	4	N/A	87.5%	88.1%	87.7%

* This is based on patients treated on this contract for their most recent course of treatment. Figures in italics indicate the base number of FP17s or Patient Questionnaire responses are less than 100. N/A is shown where the base number of responses is less than 10 during the period. % is calculated as Quantity/Base number*100

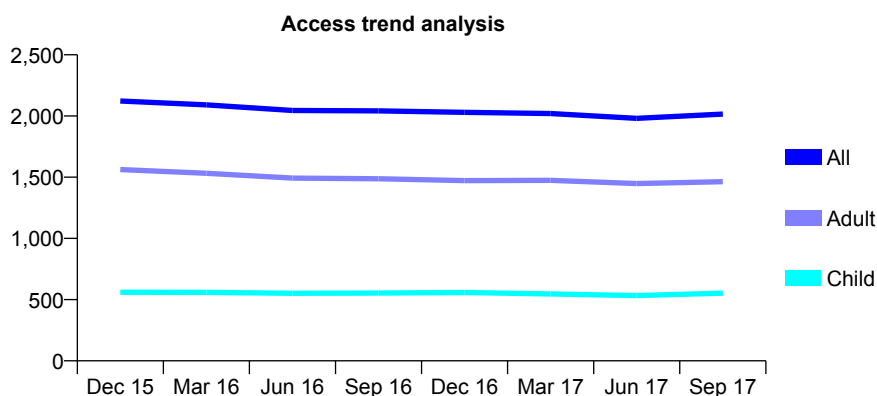
Q46 - Vital Signs At a Glance Contract Report for 765635/0001 - September 2017

Name or company name	MR R ROKNI
Contract type name	GDS Contract
Purpose of contract	General
Contract start date	01/04/2006
Contract end date	

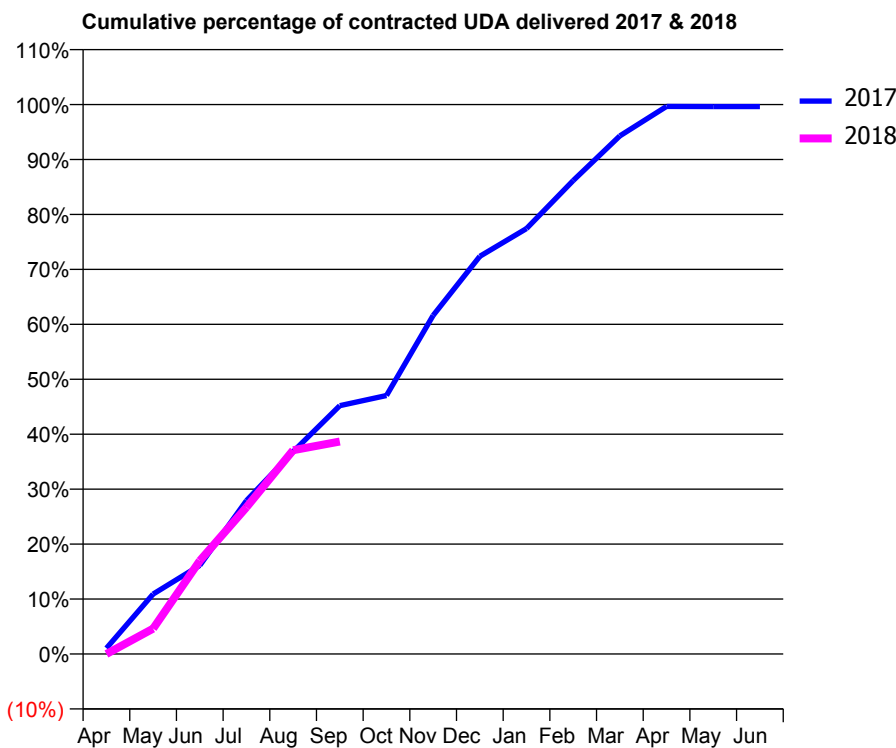
17/18 Contracted general activity (UDA)	11,289
Carry forward general activity (UDA)	0
17/18 Contracted orthodontic activity (UOA)	0
Carry forward orthodontic activity (UOA)	0
Baseline contract value	£291,624.10

ACCESS*

Patients seen in 24 months	Total	Change since previous quarter
Quarter ending September 2016	2,042	
Quarter ending December 2016	2,030	→
Quarter ending March 2017	2,020	→
Quarter ending June 2017	1,981	↓
Quarter ending September 2017	2,016	→
Variance since September 2016	(1.3%)	↓



ACTIVITY



Month	Adjusted Scheduled Activity (UDA)	
	2017	2018
April	119	0
May	1,232	522
June	1,821	1,915
July	3,151	3,016
August	4,158	4,186
September	5,101	4,365
October	5,310	
November	6,958	
December	8,172	
January	8,740	
February	9,726	
March	10,645	
April	11,249	
May	11,248	
June	11,248	

QUALITY

	Quantity	Base Number	Contract	AT	Region	England
% of FP17s for the same patient ID Re-attending within 3 months - Children	42	359	11.7%	12.3%	12.8%	11.9%
% of FP17s for the same patient ID Re-attending within 3 months - Adults	278	999	27.8%	16.9%	16.5%	15.9%
% of FP17s for the same patient ID Re-attending between 3 & 9 months - Children	189	359	52.6%	57.6%	59.7%	58.1%
% of FP17s for the same patient ID Re-attending between 3 & 9 months - Adults	415	999	41.5%	50.8%	53.0%	50.6%
% of FP17s for Band 1 Urgent Courses	173	1,208	14.3%	10.4%	9.2%	9.1%
% of FP17s Relating to Free Repair or Replacements	0	1,208	0.0%	0.9%	1.0%	0.8%
% of FP17s Relating to Continuations	13	1,208	1.1%	1.1%	1.2%	1.1%
% of Patients satisfied with the dentistry they have received	2	2	N/A	91.1%	91.6%	91.4%
% of Patients satisfied with the time they had to wait for an appointment	2	2	N/A	87.5%	88.1%	87.7%

* This is based on patients treated on this contract for their most recent course of treatment. Figures in italics indicate the base number of FP17s or Patient Questionnaire responses are less than 100. N/A is shown where the base number of responses is less than 10 during the period. % is calculated as Quantity/Base number*100

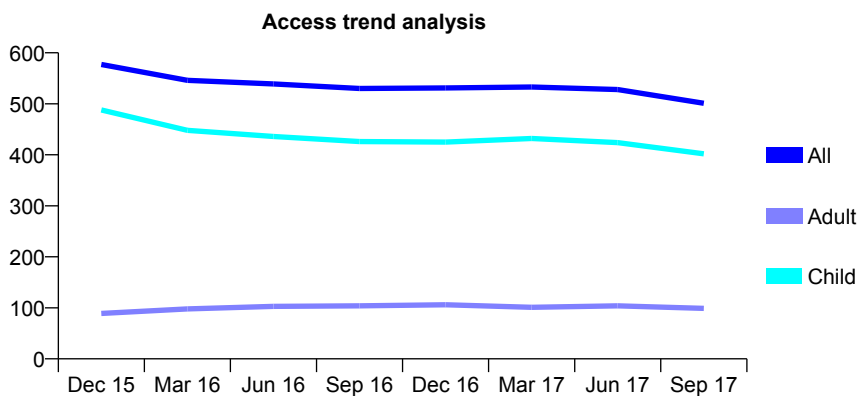
Q46 - Vital Signs At a Glance Contract Report for 766224/0001 - September 2017

Name or company name	MR SM KHONSARY
Contract type name	GDS Contract
Purpose of contract	General
Contract start date	01/04/2006
Contract end date	

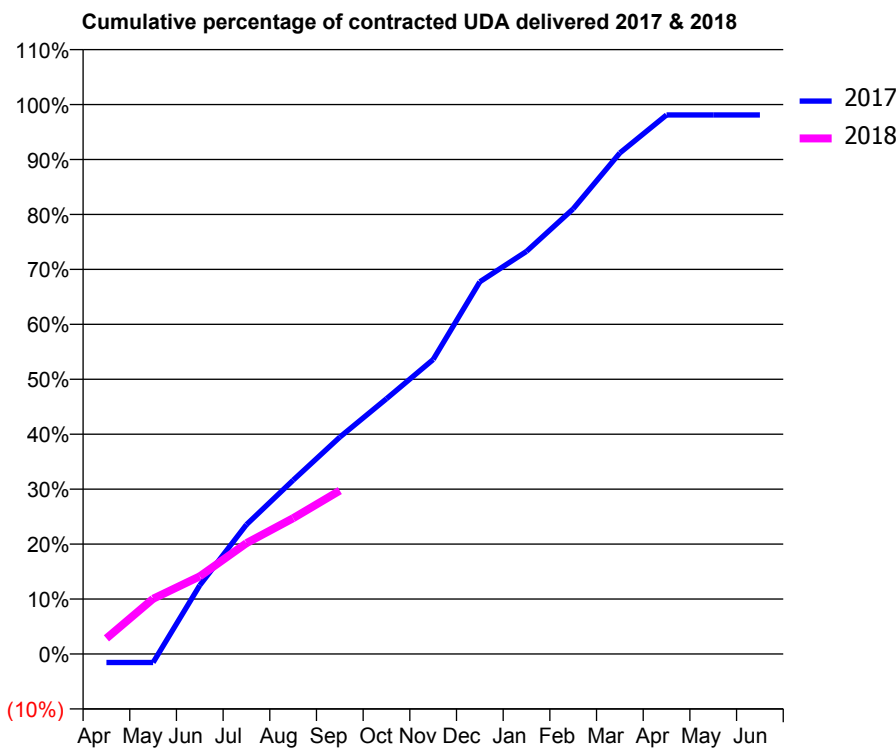
17/18 Contracted general activity (UDA)	1,720
Carry forward general activity (UDA)	0
17/18 Contracted orthodontic activity (UOA)	0
Carry forward orthodontic activity (UOA)	0
Baseline contract value	£43,014.56

ACCESS*

Patients seen in 24 months	Total	Change since previous quarter
Quarter ending September 2016	530	
Quarter ending December 2016	531	→
Quarter ending March 2017	533	→
Quarter ending June 2017	528	→
Quarter ending September 2017	501	↓
Variance since September 2016	(5.5%)	↓



ACTIVITY



Month	Adjusted Scheduled Activity (UDA)	
	2017	2018
April	-27	49
May	-27	173
June	215	243
July	405	347
August	544	425
September	679	511
October	799	
November	922	
December	1,165	
January	1,260	
February	1,393	
March	1,568	
April	1,687	
May	1,687	
June	1,687	

QUALITY

	Quantity	Base Number	Contract	AT	Region	England
% of FP17s for the same patient ID Re-attending within 3 months - Children	24	300	8.0%	12.3%	12.8%	11.9%
% of FP17s for the same patient ID Re-attending within 3 months - Adults	10	28	35.7%	16.9%	16.5%	15.9%
% of FP17s for the same patient ID Re-attending between 3 & 9 months - Children	199	300	66.3%	57.6%	59.7%	58.1%
% of FP17s for the same patient ID Re-attending between 3 & 9 months - Adults	12	28	42.9%	50.8%	53.0%	50.6%
% of FP17s for Band 1 Urgent Courses	2	293	0.7%	10.4%	9.2%	9.1%
% of FP17s Relating to Free Repair or Replacements	0	293	0.0%	0.9%	1.0%	0.8%
% of FP17s Relating to Continuations	5	293	1.7%	1.1%	1.2%	1.1%
% of Patients satisfied with the dentistry they have received	1	1	N/A	91.1%	91.6%	91.4%
% of Patients satisfied with the time they had to wait for an appointment	1	1	N/A	87.5%	88.1%	87.7%

* This is based on patients treated on this contract for their most recent course of treatment. Figures in italics indicate the base number of FP17s or Patient Questionnaire responses are less than 100. N/A is shown where the base number of responses is less than 10 during the period. % is calculated as Quantity/Base number*100

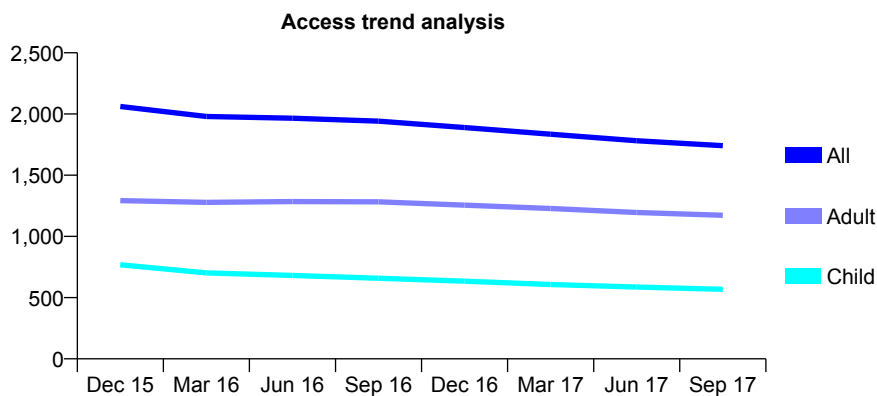
Q46 - Vital Signs At a Glance Contract Report for 766224/0002 - September 2017

Name or company name	MR SM KHONSARY
Contract type name	GDS Contract
Purpose of contract	General
Contract start date	01/07/2012
Contract end date	

17/18 Contracted general activity (UDA)	5,633
Carry forward general activity (UDA)	0
17/18 Contracted orthodontic activity (UOA)	0
Carry forward orthodontic activity (UOA)	0
Baseline contract value	£157,846.98

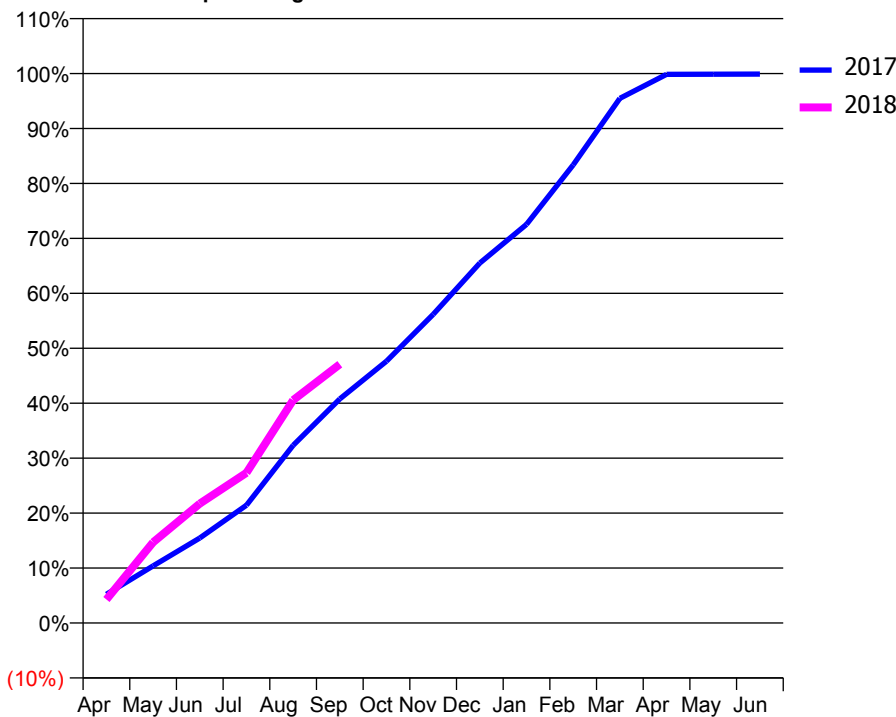
ACCESS*

Patients seen in 24 months	Total	Change since previous quarter
Quarter ending September 2016	1,942	
Quarter ending December 2016	1,889	↓
Quarter ending March 2017	1,835	↓
Quarter ending June 2017	1,782	↓
Quarter ending September 2017	1,741	↓
Variance since September 2016	(10.4%)	↓



ACTIVITY

Cumulative percentage of contracted UDA delivered 2017 & 2018



Month	Adjusted Scheduled Activity (UDA)	
	2017	2018
April	295	242
May	585	827
June	871	1,224
July	1,208	1,540
August	1,822	2,285
September	2,297	2,653
October	2,684	
November	3,163	
December	3,690	
January	4,087	
February	4,697	
March	5,378	
April	5,624	
May	5,625	
June	5,627	

QUALITY

	Quantity	Base Number	Contract	AT	Region	England
% of FP17s for the same patient ID Re-attending within 3 months - Children	37	511	7.2%	12.3%	12.8%	11.9%
% of FP17s for the same patient ID Re-attending within 3 months - Adults	120	963	12.5%	16.9%	16.5%	15.9%
% of FP17s for the same patient ID Re-attending between 3 & 9 months - Children	351	511	68.7%	57.6%	59.7%	58.1%
% of FP17s for the same patient ID Re-attending between 3 & 9 months - Adults	695	963	72.2%	50.8%	53.0%	50.6%
% of FP17s for Band 1 Urgent Courses	60	1,360	4.4%	10.4%	9.2%	9.1%
% of FP17s Relating to Free Repair or Replacements	0	1,360	0.0%	0.9%	1.0%	0.8%
% of FP17s Relating to Continuations	21	1,360	1.5%	1.1%	1.2%	1.1%
% of Patients satisfied with the dentistry they have received	4	4	N/A	91.1%	91.6%	91.4%
% of Patients satisfied with the time they had to wait for an appointment	4	4	N/A	87.5%	88.1%	87.7%

* This is based on patients treated on this contract for their most recent course of treatment. Figures in italics indicate the base number of FP17s or Patient Questionnaire responses are less than 100. N/A is shown where the base number of responses is less than 10 during the period. % is calculated as Quantity/Base number*100

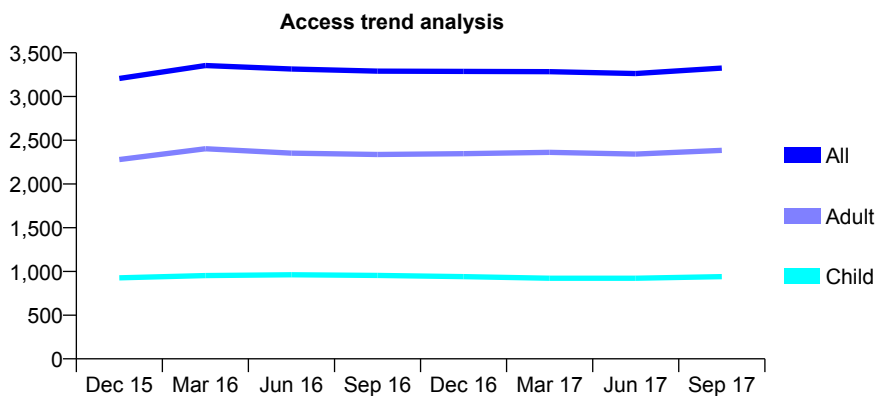
Q46 - Vital Signs At a Glance Contract Report for 769126/0001 - September 2017

Name or company name	Longfield Lodge Dental
Contract type name	GDS Contract
Purpose of contract	General
Contract start date	10/09/2012
Contract end date	

17/18 Contracted general activity (UDA)	10,336
Carry forward general activity (UDA)	0
17/18 Contracted orthodontic activity (UOA)	0
Carry forward orthodontic activity (UOA)	0
Baseline contract value	£280,739.86

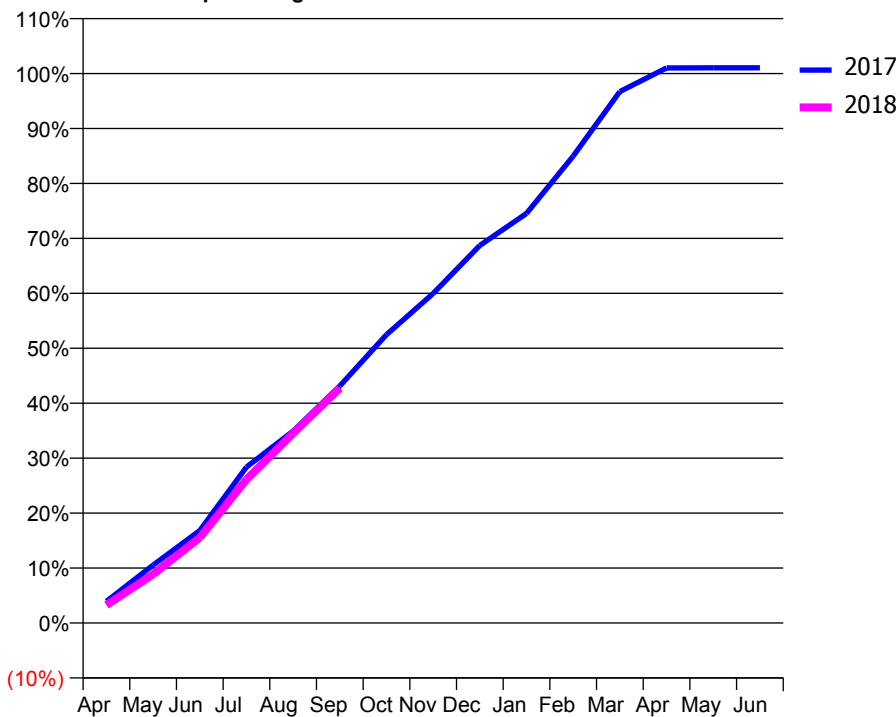
ACCESS*

Patients seen in 24 months	Total	Change since previous quarter
Quarter ending September 2016	3,291	
Quarter ending December 2016	3,287	→
Quarter ending March 2017	3,284	→
Quarter ending June 2017	3,263	→
Quarter ending September 2017	3,325	→
Variance since September 2016	1.0%	→



ACTIVITY

Cumulative percentage of contracted UDA delivered 2017 & 2018



Month	Adjusted Scheduled Activity (UDA)	
	2017	2018
April	407	337
May	1,090	916
June	1,738	1,607
July	2,933	2,700
August	3,611	3,567
September	4,459	4,417
October	5,423	
November	6,200	
December	7,102	
January	7,705	
February	8,782	
March	9,995	
April	10,440	
May	10,444	
June	10,444	

QUALITY

	Quantity	Base Number	Contract	AT	Region	England
% of FP17s for the same patient ID Re-attending within 3 months - Children	53	732	7.2%	12.3%	12.8%	11.9%
% of FP17s for the same patient ID Re-attending within 3 months - Adults	272	1,708	15.9%	16.9%	16.5%	15.9%
% of FP17s for the same patient ID Re-attending between 3 & 9 months - Children	488	732	66.7%	57.6%	59.7%	58.1%
% of FP17s for the same patient ID Re-attending between 3 & 9 months - Adults	965	1,708	56.5%	50.8%	53.0%	50.6%
% of FP17s for Band 1 Urgent Courses	212	2,270	9.3%	10.4%	9.2%	9.1%
% of FP17s Relating to Free Repair or Replacements	23	2,270	1.0%	0.9%	1.0%	0.8%
% of FP17s Relating to Continuations	30	2,270	1.3%	1.1%	1.2%	1.1%
% of Patients satisfied with the dentistry they have received	2	2	N/A	91.1%	91.6%	91.4%
% of Patients satisfied with the time they had to wait for an appointment	2	2	N/A	87.5%	88.1%	87.7%

* This is based on patients treated on this contract for their most recent course of treatment. Figures in italics indicate the base number of FP17s or Patient Questionnaire responses are less than 100. N/A is shown where the base number of responses is less than 10 during the period. % is calculated as Quantity/Base number*100

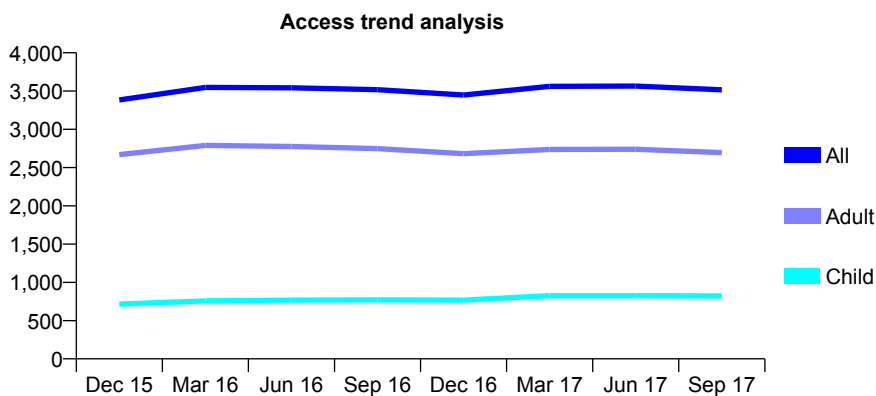
Q46 - Vital Signs At a Glance Contract Report for 769126/0002 - September 2017

Name or company name	MISS S AHMAD
Contract type name	GDS Contract
Purpose of contract	General
Contract start date	15/07/2013
Contract end date	

17/18 Contracted general activity (UDA)	13,017
Carry forward general activity (UDA)	0
17/18 Contracted orthodontic activity (UOA)	0
Carry forward orthodontic activity (UOA)	0
Baseline contract value	£325,356.09

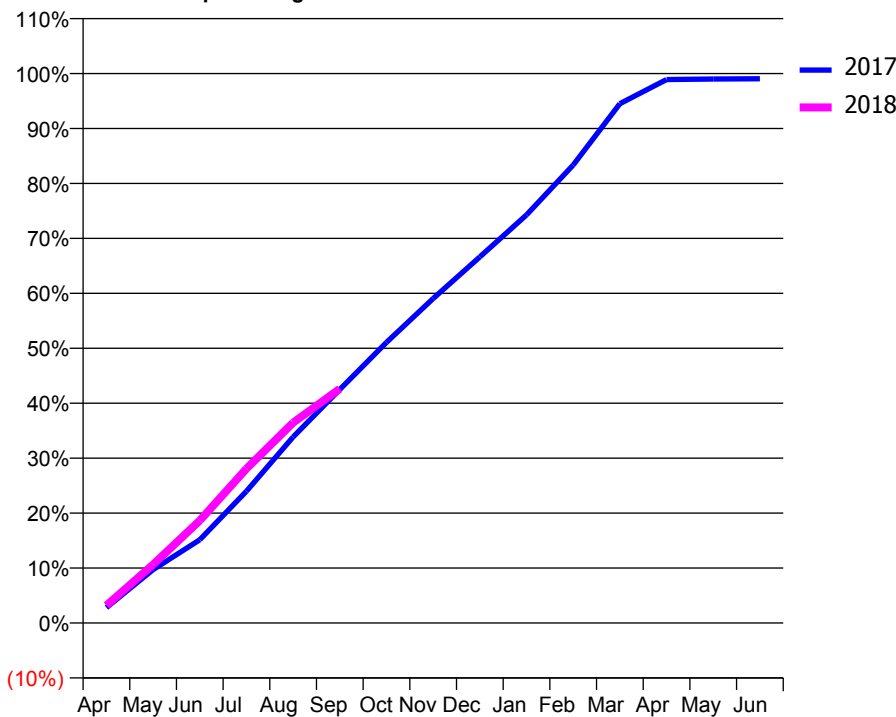
ACCESS*

Patients seen in 24 months	Total	Change since previous quarter
Quarter ending September 2016	3,518	
Quarter ending December 2016	3,449	↓
Quarter ending March 2017	3,562	↑
Quarter ending June 2017	3,565	→
Quarter ending September 2017	3,517	↓
Variance since September 2016	(0.0%)	→



ACTIVITY

Cumulative percentage of contracted UDA delivered 2017 & 2018



Month	Adjusted Scheduled Activity (UDA)	
	2017	2018
April	366	415
May	1,267	1,386
June	1,972	2,427
July	3,123	3,655
August	4,409	4,746
September	5,532	5,548
October	6,647	
November	7,687	
December	8,672	
January	9,669	
February	10,850	
March	12,301	
April	12,875	
May	12,888	
June	12,894	

QUALITY

	Quantity	Base Number	Contract	AT	Region	England
% of FP17s for the same patient ID Re-attending within 3 months - Children	78	711	11.0%	12.3%	12.8%	11.9%
% of FP17s for the same patient ID Re-attending within 3 months - Adults	400	2,237	17.9%	16.9%	16.5%	15.9%
% of FP17s for the same patient ID Re-attending between 3 & 9 months - Children	473	711	66.5%	57.6%	59.7%	58.1%
% of FP17s for the same patient ID Re-attending between 3 & 9 months - Adults	1,427	2,237	63.8%	50.8%	53.0%	50.6%
% of FP17s for Band 1 Urgent Courses	294	2,683	11.0%	10.4%	9.2%	9.1%
% of FP17s Relating to Free Repair or Replacements	51	2,683	1.9%	0.9%	1.0%	0.8%
% of FP17s Relating to Continuations	61	2,683	2.3%	1.1%	1.2%	1.1%
% of Patients satisfied with the dentistry they have received	13	14	92.9%	91.1%	91.6%	91.4%
% of Patients satisfied with the time they had to wait for an appointment	13	14	92.9%	87.5%	88.1%	87.7%

* This is based on patients treated on this contract for their most recent course of treatment. Figures in italics indicate the base number of FP17s or Patient Questionnaire responses are less than 100. N/A is shown where the base number of responses is less than 10 during the period. % is calculated as Quantity/Base number*100

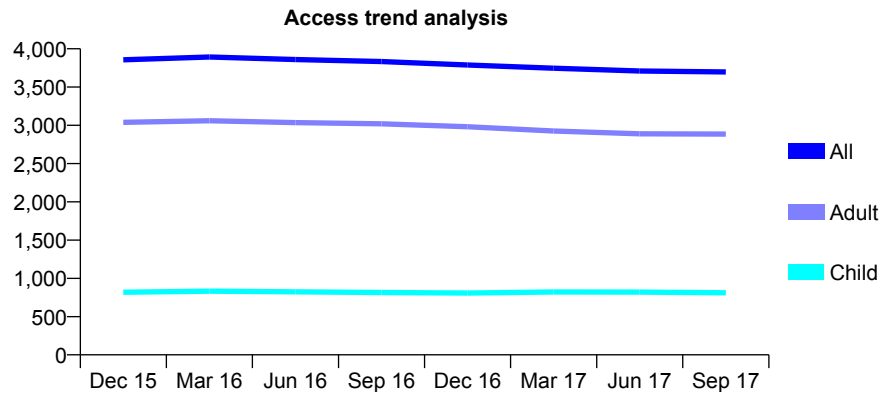
Q46 - Vital Signs At a Glance Contract Report for 769339/0001 - September 2017

Name or company name	MS H LUPSON
Contract type name	GDS Contract
Purpose of contract	General
Contract start date	01/04/2006
Contract end date	

17/18 Contracted general activity (UDA)	12,042
Carry forward general activity (UDA)	0
17/18 Contracted orthodontic activity (UOA)	0
Carry forward orthodontic activity (UOA)	0
Baseline contract value	£291,471.15

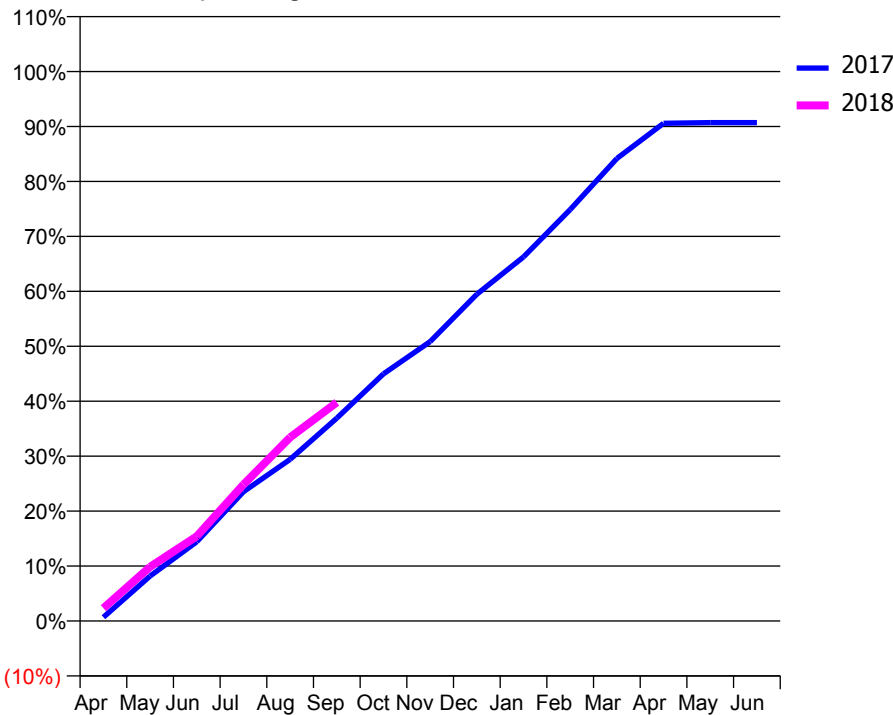
ACCESS*

Patients seen in 24 months	Total	Change since previous quarter
Quarter ending September 2016	3,834	
Quarter ending December 2016	3,788	↓
Quarter ending March 2017	3,746	↓
Quarter ending June 2017	3,709	→
Quarter ending September 2017	3,698	→
Variance since September 2016	(3.5%)	↓



ACTIVITY

Cumulative percentage of contracted UDA delivered 2017 & 2018



Month	Adjusted Scheduled Activity (UDA)	
	2017	2018
April	85	283
May	986	1,189
June	1,738	1,857
July	2,833	2,990
August	3,544	4,026
September	4,447	4,790
October	5,416	
November	6,124	
December	7,161	
January	7,980	
February	9,016	
March	10,134	
April	10,908	
May	10,922	
June	10,922	

QUALITY

	Quantity	Base Number	Contract	AT	Region	England
% of FP17s for the same patient ID Re-attending within 3 months - Children	49	678	7.2%	12.3%	12.8%	11.9%
% of FP17s for the same patient ID Re-attending within 3 months - Adults	486	2,493	19.5%	16.9%	16.5%	15.9%
% of FP17s for the same patient ID Re-attending between 3 & 9 months - Children	495	678	73.0%	57.6%	59.7%	58.1%
% of FP17s for the same patient ID Re-attending between 3 & 9 months - Adults	1,513	2,493	60.7%	50.8%	53.0%	50.6%
% of FP17s for Band 1 Urgent Courses	216	2,843	7.6%	10.4%	9.2%	9.1%
% of FP17s Relating to Free Repair or Replacements	41	2,843	1.4%	0.9%	1.0%	0.8%
% of FP17s Relating to Continuations	41	2,843	1.4%	1.1%	1.2%	1.1%
% of Patients satisfied with the dentistry they have received	6	7	N/A	91.1%	91.6%	91.4%
% of Patients satisfied with the time they had to wait for an appointment	7	7	N/A	87.5%	88.1%	87.7%

* This is based on patients treated on this contract for their most recent course of treatment. Figures in italics indicate the base number of FP17s or Patient Questionnaire responses are less than 100. N/A is shown where the base number of responses is less than 10 during the period. % is calculated as Quantity/Base number*100

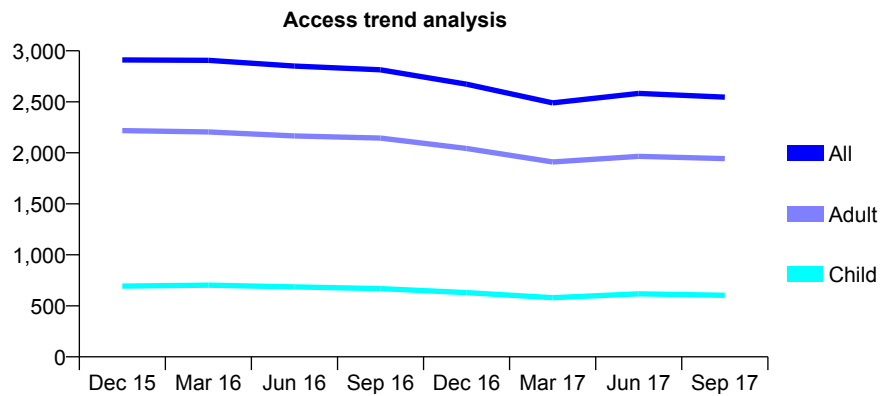
Q46 - Vital Signs At a Glance Contract Report for 770795/0001 - September 2017

Name or company name	MR AR ULLATHORNE
Contract type name	GDS Contract
Purpose of contract	General and Orthodontic
Contract start date	01/12/2013
Contract end date	

17/18 Contracted general activity (UDA)	10,925
Carry forward general activity (UDA)	0
17/18 Contracted orthodontic activity (UOA)	380
Carry forward orthodontic activity (UOA)	0
Baseline contract value	£304,457.85

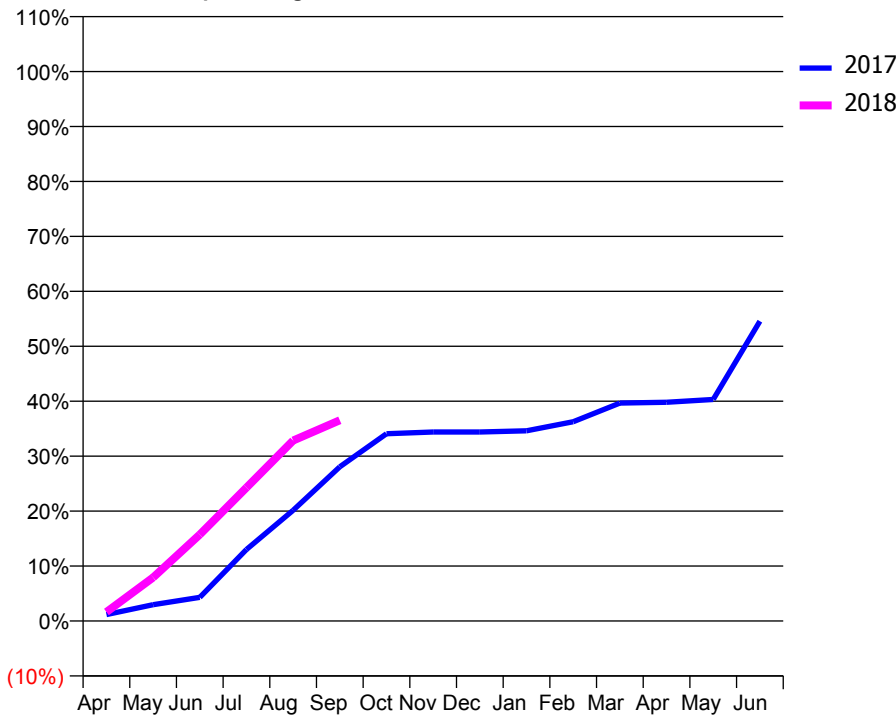
ACCESS*

Patients seen in 24 months	Total	Change since previous quarter
Quarter ending September 2016	2,814	
Quarter ending December 2016	2,673	↓
Quarter ending March 2017	2,490	↓
Quarter ending June 2017	2,582	↑
Quarter ending September 2017	2,546	↓
Variance since September 2016	(9.5%)	↓



ACTIVITY

Cumulative percentage of contracted UDA delivered 2017 & 2018



Month	Adjusted Scheduled Activity (UDA)	
	2017	2018
April	129	179
May	325	866
June	470	1,718
July	1,421	2,653
August	2,202	3,589
September	3,065	3,992
October	3,724	
November	3,758	
December	3,758	
January	3,783	
February	3,963	
March	4,333	
April	4,349	
May	4,405	
June	5,962	

QUALITY

	Quantity	Base Number	Contract	AT	Region	England
% of FP17s for the same patient ID Re-attending within 3 months - Children	43	694	6.2%	12.3%	12.8%	11.9%
% of FP17s for the same patient ID Re-attending within 3 months - Adults	279	1,895	14.7%	16.9%	16.5%	15.9%
% of FP17s for the same patient ID Re-attending between 3 & 9 months - Children	309	694	44.5%	57.6%	59.7%	58.1%
% of FP17s for the same patient ID Re-attending between 3 & 9 months - Adults	772	1,895	40.7%	50.8%	53.0%	50.6%
% of FP17s for Band 1 Urgent Courses	152	1,565	9.7%	10.4%	9.2%	9.1%
% of FP17s Relating to Free Repair or Replacements	11	1,565	0.7%	0.9%	1.0%	0.8%
% of FP17s Relating to Continuations	9	1,565	0.6%	1.1%	1.2%	1.1%
% of Patients satisfied with the dentistry they have received	3	3	N/A	91.1%	91.6%	91.4%
% of Patients satisfied with the time they had to wait for an appointment	3	3	N/A	87.5%	88.1%	87.7%

* This is based on patients treated on this contract for their most recent course of treatment. Figures in italics indicate the base number of FP17s or Patient Questionnaire responses are less than 100. N/A is shown where the base number of responses is less than 10 during the period. % is calculated as Quantity/Base number*100

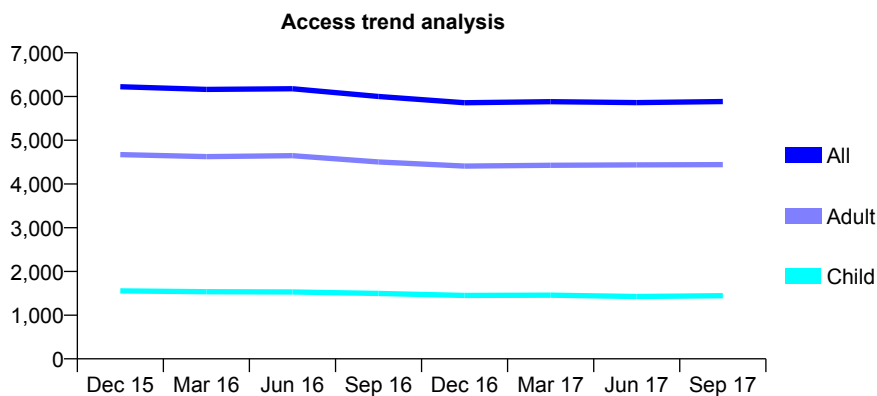
Q46 - Vital Signs At a Glance Contract Report for 770973/0001 - September 2017

Name or company name	MR CD AINSWORTH
Contract type name	GDS Contract
Purpose of contract	General
Contract start date	01/04/2006
Contract end date	

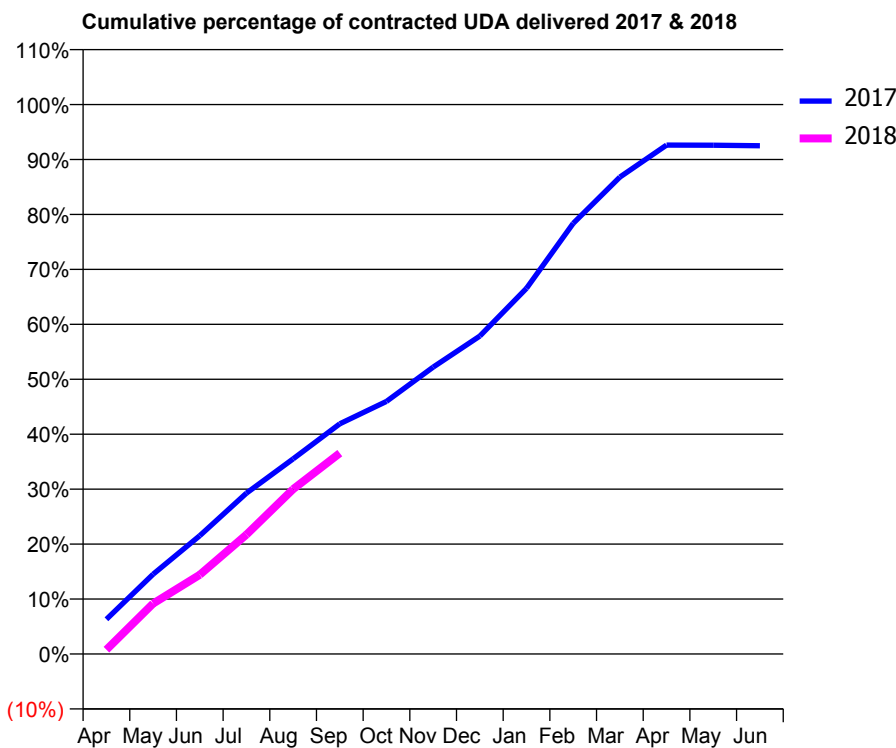
17/18 Contracted general activity (UDA)	20,430
Carry forward general activity (UDA)	0
17/18 Contracted orthodontic activity (UOA)	0
Carry forward orthodontic activity (UOA)	0
Baseline contract value	£622,585.02

ACCESS*

Patients seen in 24 months	Total	Change since previous quarter
Quarter ending September 2016	6,001	
Quarter ending December 2016	5,859	↓
Quarter ending March 2017	5,883	→
Quarter ending June 2017	5,862	→
Quarter ending September 2017	5,886	→
Variance since September 2016	(1.9%)	↓



ACTIVITY



Month	Adjusted Scheduled Activity (UDA)	
	2017	2018
April	1,293	159
May	2,966	1,876
June	4,402	2,948
July	5,983	4,437
August	7,258	6,131
September	8,558	7,470
October	9,391	
November	10,668	
December	11,820	
January	13,596	
February	16,013	
March	17,733	
April	18,923	
May	18,915	
June	18,897	

QUALITY

	Quantity	Base Number	Contract	AT	Region	England
% of FP17s for the same patient ID Re-attending within 3 months - Children	124	1,079	11.5%	12.3%	12.8%	11.9%
% of FP17s for the same patient ID Re-attending within 3 months - Adults	447	2,964	15.1%	16.9%	16.5%	15.9%
% of FP17s for the same patient ID Re-attending between 3 & 9 months - Children	585	1,079	54.2%	57.6%	59.7%	58.1%
% of FP17s for the same patient ID Re-attending between 3 & 9 months - Adults	1,522	2,964	51.3%	50.8%	53.0%	50.6%
% of FP17s for Band 1 Urgent Courses	508	3,556	14.3%	10.4%	9.2%	9.1%
% of FP17s Relating to Free Repair or Replacements	30	3,556	0.8%	0.9%	1.0%	0.8%
% of FP17s Relating to Continuations	14	3,556	0.4%	1.1%	1.2%	1.1%
% of Patients satisfied with the dentistry they have received	3	3	N/A	91.1%	91.6%	91.4%
% of Patients satisfied with the time they had to wait for an appointment	3	3	N/A	87.5%	88.1%	87.7%

* This is based on patients treated on this contract for their most recent course of treatment. Figures in italics indicate the base number of FP17s or Patient Questionnaire responses are less than 100. N/A is shown where the base number of responses is less than 10 during the period. % is calculated as Quantity/Base number*100

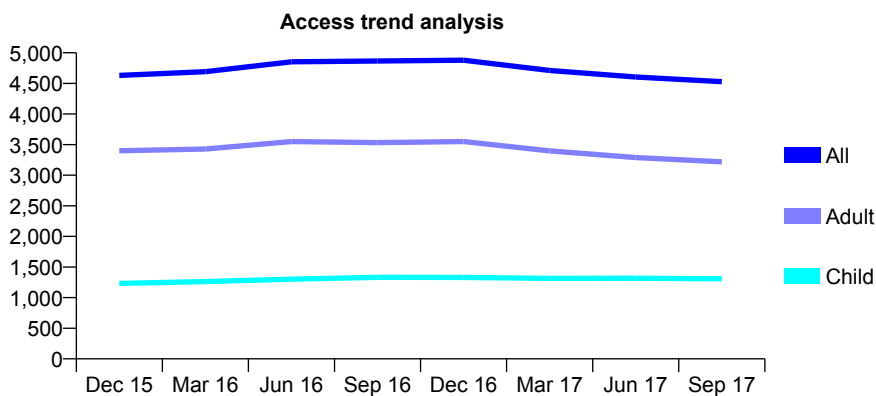
Q46 - Vital Signs At a Glance Contract Report for 772194/0002 - September 2017

Name or company name	MR B AMOZANDEH
Contract type name	GDS Contract
Purpose of contract	General
Contract start date	01/06/2008
Contract end date	

17/18 Contracted general activity (UDA)	19,610
Carry forward general activity (UDA)	0
17/18 Contracted orthodontic activity (UOA)	0
Carry forward orthodontic activity (UOA)	0
Baseline contract value	£551,629.84

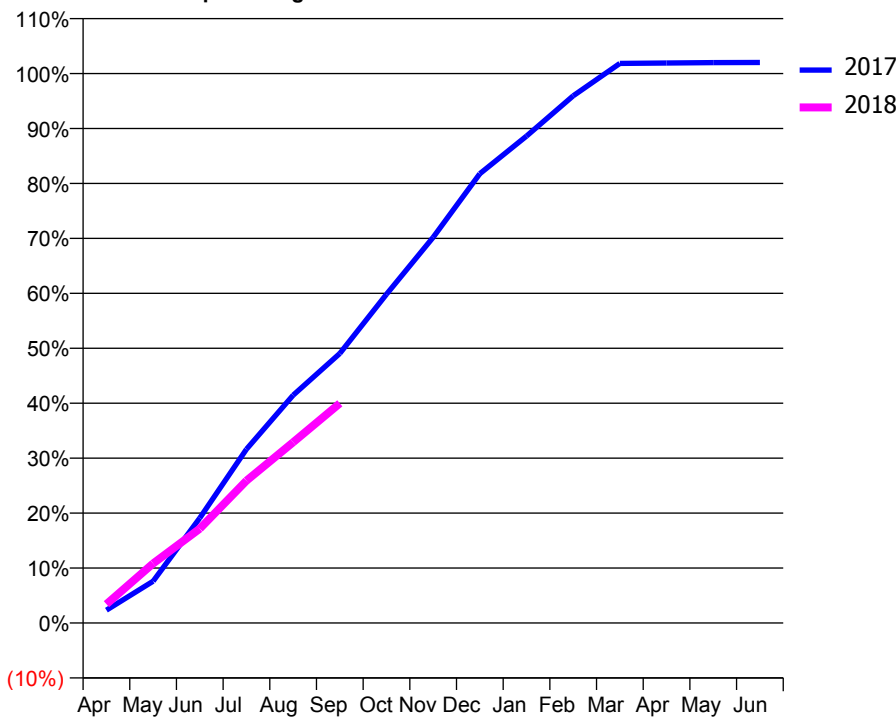
ACCESS*

Patients seen in 24 months	Total	Change since previous quarter
Quarter ending September 2016	4,865	
Quarter ending December 2016	4,880	→
Quarter ending March 2017	4,711	↓
Quarter ending June 2017	4,605	↓
Quarter ending September 2017	4,529	↓
Variance since September 2016	(6.9%)	↓



ACTIVITY

Cumulative percentage of contracted UDA delivered 2017 & 2018



Month	Adjusted Scheduled Activity (UDA)	
	2017	2018
April	460	675
May	1,490	2,124
June	3,747	3,365
July	6,201	5,078
August	8,129	6,451
September	9,621	7,840
October	11,733	
November	13,766	
December	16,035	
January	17,376	
February	18,815	
March	19,971	
April	19,986	
May	20,000	
June	20,004	

QUALITY

	Quantity	Base Number	Contract	AT	Region	England
% of FP17s for the same patient ID Re-attending within 3 months - Children	123	1,068	11.5%	12.3%	12.8%	11.9%
% of FP17s for the same patient ID Re-attending within 3 months - Adults	467	2,395	19.5%	16.9%	16.5%	15.9%
% of FP17s for the same patient ID Re-attending between 3 & 9 months - Children	661	1,068	61.9%	57.6%	59.7%	58.1%
% of FP17s for the same patient ID Re-attending between 3 & 9 months - Adults	1,338	2,395	55.9%	50.8%	53.0%	50.6%
% of FP17s for Band 1 Urgent Courses	367	3,456	10.6%	10.4%	9.2%	9.1%
% of FP17s Relating to Free Repair or Replacements	26	3,456	0.8%	0.9%	1.0%	0.8%
% of FP17s Relating to Continuations	28	3,456	0.8%	1.1%	1.2%	1.1%
% of Patients satisfied with the dentistry they have received	11	11	100.0%	91.1%	91.6%	91.4%
% of Patients satisfied with the time they had to wait for an appointment	11	11	100.0%	87.5%	88.1%	87.7%

* This is based on patients treated on this contract for their most recent course of treatment. Figures in italics indicate the base number of FP17s or Patient Questionnaire responses are less than 100. N/A is shown where the base number of responses is less than 10 during the period. % is calculated as Quantity/Base number*100

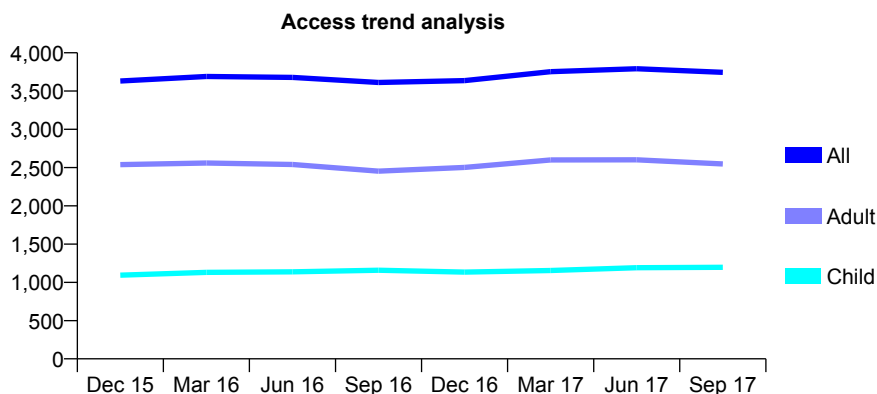
Q46 - Vital Signs At a Glance Contract Report for 772895/0001 - September 2017

Name or company name	MR CE CRAWFORD
Contract type name	GDS Contract
Purpose of contract	General
Contract start date	13/10/2009
Contract end date	

17/18 Contracted general activity (UDA)	6,773
Carry forward general activity (UDA)	0
17/18 Contracted orthodontic activity (UOA)	0
Carry forward orthodontic activity (UOA)	0
Baseline contract value	£167,468.88

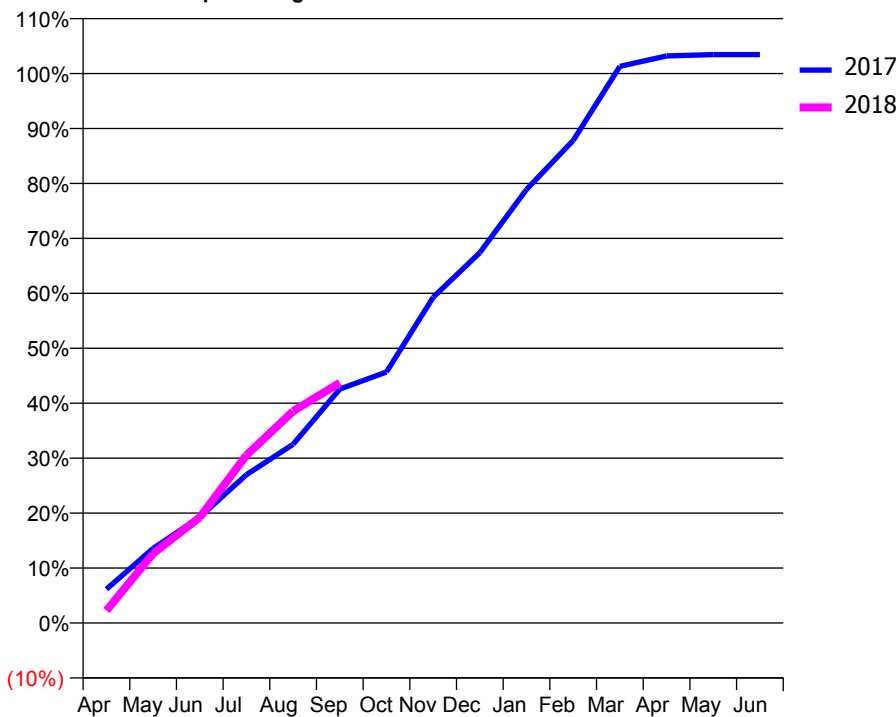
ACCESS*

Patients seen in 24 months	Total	Change since previous quarter
Quarter ending September 2016	3,612	
Quarter ending December 2016	3,636	→
Quarter ending March 2017	3,754	↑
Quarter ending June 2017	3,792	→
Quarter ending September 2017	3,744	↓
Variance since September 2016	3.7%	↑



ACTIVITY

Cumulative percentage of contracted UDA delivered 2017 & 2018



Month	Adjusted Scheduled Activity (UDA)	
	2017	2018
April	417	154
May	920	855
June	1,306	1,303
July	1,829	2,068
August	2,204	2,610
September	2,883	2,961
October	3,094	
November	4,015	
December	4,565	
January	5,344	
February	5,947	
March	6,862	
April	6,989	
May	7,006	
June	7,006	

QUALITY

	Quantity	Base Number	Contract	AT	Region	England
% of FP17s for the same patient ID Re-attending within 3 months - Children	55	879	6.3%	12.3%	12.8%	11.9%
% of FP17s for the same patient ID Re-attending within 3 months - Adults	132	1,401	9.4%	16.9%	16.5%	15.9%
% of FP17s for the same patient ID Re-attending between 3 & 9 months - Children	570	879	64.8%	57.6%	59.7%	58.1%
% of FP17s for the same patient ID Re-attending between 3 & 9 months - Adults	822	1,401	58.7%	50.8%	53.0%	50.6%
% of FP17s for Band 1 Urgent Courses	112	1,701	6.6%	10.4%	9.2%	9.1%
% of FP17s Relating to Free Repair or Replacements	7	1,701	0.4%	0.9%	1.0%	0.8%
% of FP17s Relating to Continuations	15	1,701	0.9%	1.1%	1.2%	1.1%
% of Patients satisfied with the dentistry they have received	3	3	N/A	91.1%	91.6%	91.4%
% of Patients satisfied with the time they had to wait for an appointment	3	3	N/A	87.5%	88.1%	87.7%

* This is based on patients treated on this contract for their most recent course of treatment. Figures in italics indicate the base number of FP17s or Patient Questionnaire responses are less than 100. N/A is shown where the base number of responses is less than 10 during the period. % is calculated as Quantity/Base number*100

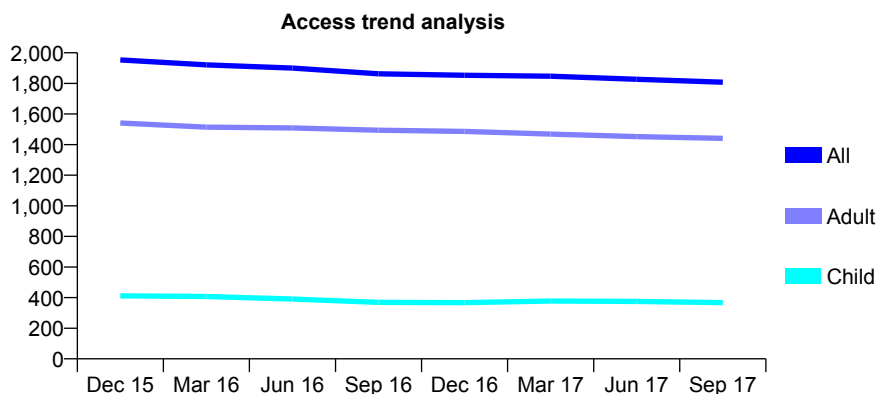
Q46 - Vital Signs At a Glance Contract Report for 772968/0001 - September 2017

Name or company name	MISS SN HUSSAIN
Contract type name	GDS Contract
Purpose of contract	General
Contract start date	19/04/2011
Contract end date	

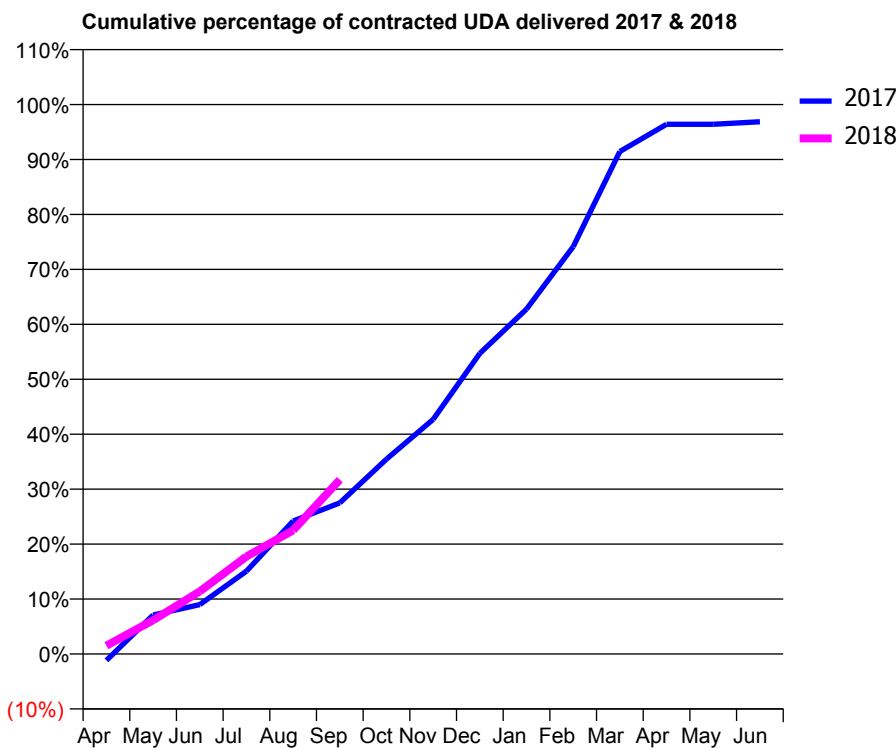
17/18 Contracted general activity (UDA)	4,906
Carry forward general activity (UDA)	0
17/18 Contracted orthodontic activity (UOA)	0
Carry forward orthodontic activity (UOA)	0
Baseline contract value	£120,554.08

ACCESS*

Patients seen in 24 months	Total	Change since previous quarter
Quarter ending September 2016	1,863	
Quarter ending December 2016	1,853	→
Quarter ending March 2017	1,847	→
Quarter ending June 2017	1,827	↓
Quarter ending September 2017	1,808	↓
Variance since September 2016	(3.0%)	↓



ACTIVITY



Month	Adjusted Scheduled Activity (UDA)	
	2017	2018
April	-57	74
May	348	302
June	441	559
July	740	871
August	1,187	1,104
September	1,349	1,557
October	1,740	
November	2,094	
December	2,684	
January	3,079	
February	3,637	
March	4,486	
April	4,729	
May	4,729	
June	4,752	

QUALITY

	Quantity	Base Number	Contract	AT	Region	England
% of FP17s for the same patient ID Re-attending within 3 months - Children	38	308	12.3%	12.3%	12.8%	11.9%
% of FP17s for the same patient ID Re-attending within 3 months - Adults	196	1,165	16.8%	16.9%	16.5%	15.9%
% of FP17s for the same patient ID Re-attending between 3 & 9 months - Children	225	308	73.1%	57.6%	59.7%	58.1%
% of FP17s for the same patient ID Re-attending between 3 & 9 months - Adults	747	1,165	64.1%	50.8%	53.0%	50.6%
% of FP17s for Band 1 Urgent Courses	75	921	8.1%	10.4%	9.2%	9.1%
% of FP17s Relating to Free Repair or Replacements	16	921	1.7%	0.9%	1.0%	0.8%
% of FP17s Relating to Continuations	9	921	1.0%	1.1%	1.2%	1.1%
% of Patients satisfied with the dentistry they have received	4	5	N/A	91.1%	91.6%	91.4%
% of Patients satisfied with the time they had to wait for an appointment	4	5	N/A	87.5%	88.1%	87.7%

* This is based on patients treated on this contract for their most recent course of treatment. Figures in italics indicate the base number of FP17s or Patient Questionnaire responses are less than 100. N/A is shown where the base number of responses is less than 10 during the period. % is calculated as Quantity/Base number*100

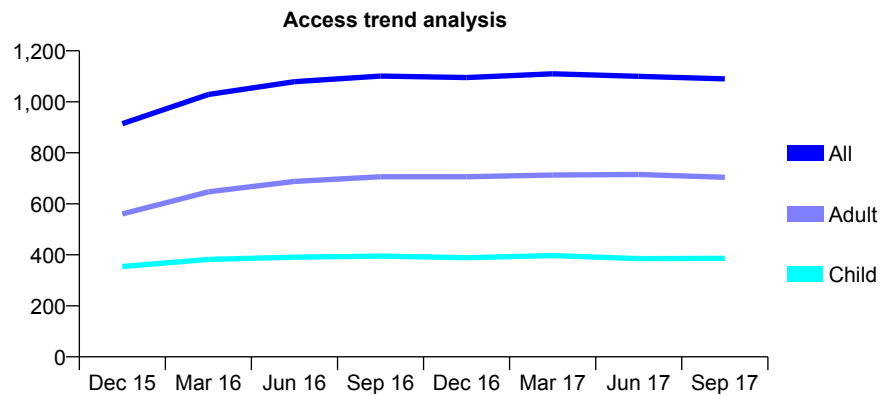
Q46 - Vital Signs At a Glance Contract Report for 772968/0003 - September 2017

Name or company name	MISS SN HUSSAIN
Contract type name	GDS Contract
Purpose of contract	General
Contract start date	01/01/2015
Contract end date	

17/18 Contracted general activity (UDA)	2,213
Carry forward general activity (UDA)	0
17/18 Contracted orthodontic activity (UOA)	0
Carry forward orthodontic activity (UOA)	0
Baseline contract value	£60,997.95

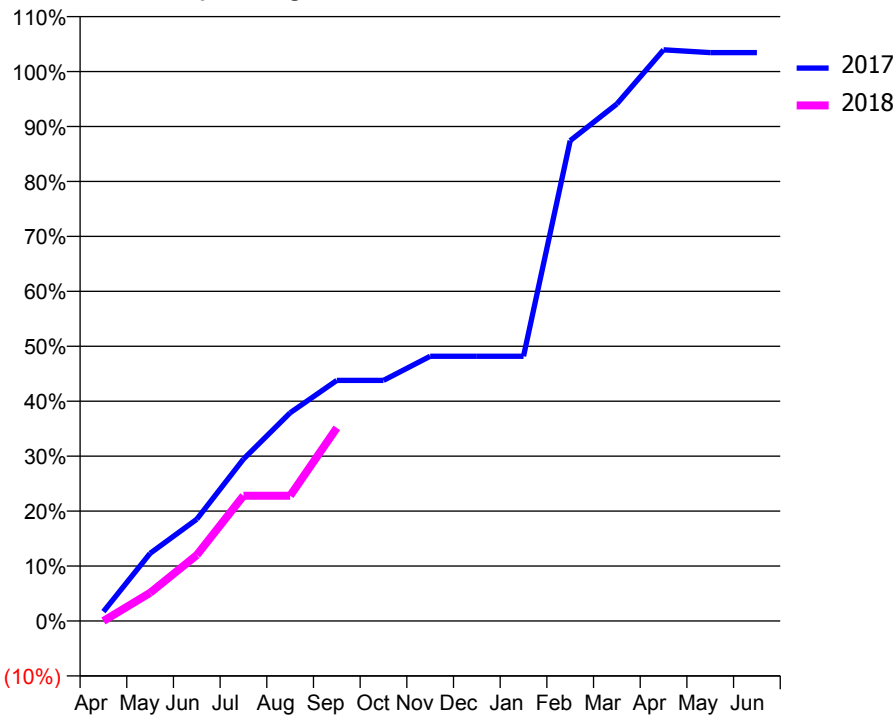
ACCESS*

Patients seen in 24 months	Total	Change since previous quarter
Quarter ending September 2016	1,101	
Quarter ending December 2016	1,095	→
Quarter ending March 2017	1,110	→
Quarter ending June 2017	1,100	→
Quarter ending September 2017	1,090	→
Variance since September 2016	(1.0%)	→



ACTIVITY

Cumulative percentage of contracted UDA delivered 2017 & 2018



Month	Adjusted Scheduled Activity (UDA)	
	2017	2018
April	38	0
May	273	114
June	410	266
July	652	505
August	838	505
September	969	778
October	969	
November	1,066	
December	1,066	
January	1,066	
February	1,934	
March	2,082	
April	2,300	
May	2,289	
June	2,289	

QUALITY

	Quantity	Base Number	Contract	AT	Region	England
% of FP17s for the same patient ID Re-attending within 3 months - Children	36	341	10.6%	12.3%	12.8%	11.9%
% of FP17s for the same patient ID Re-attending within 3 months - Adults	100	582	17.2%	16.9%	16.5%	15.9%
% of FP17s for the same patient ID Re-attending between 3 & 9 months - Children	239	341	70.1%	57.6%	59.7%	58.1%
% of FP17s for the same patient ID Re-attending between 3 & 9 months - Adults	366	582	62.9%	50.8%	53.0%	50.6%
% of FP17s for Band 1 Urgent Courses	55	527	10.4%	10.4%	9.2%	9.1%
% of FP17s Relating to Free Repair or Replacements	1	527	0.2%	0.9%	1.0%	0.8%
% of FP17s Relating to Continuations	2	527	0.4%	1.1%	1.2%	1.1%
% of Patients satisfied with the dentistry they have received	2	3	N/A	91.1%	91.6%	91.4%
% of Patients satisfied with the time they had to wait for an appointment	3	3	N/A	87.5%	88.1%	87.7%

* This is based on patients treated on this contract for their most recent course of treatment. Figures in italics indicate the base number of FP17s or Patient Questionnaire responses are less than 100. N/A is shown where the base number of responses is less than 10 during the period. % is calculated as Quantity/Base number*100

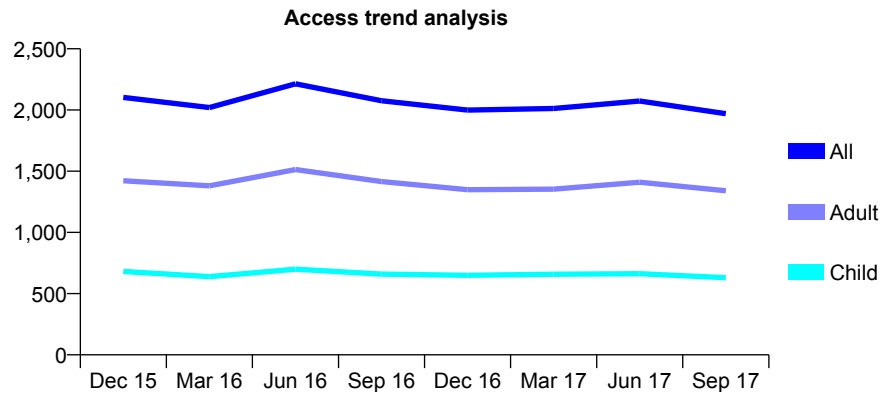
Q46 - Vital Signs At a Glance Contract Report for 773174/0001 - September 2017

Name or company name	MR S AHMED
Contract type name	GDS Contract
Purpose of contract	General
Contract start date	01/04/2006
Contract end date	

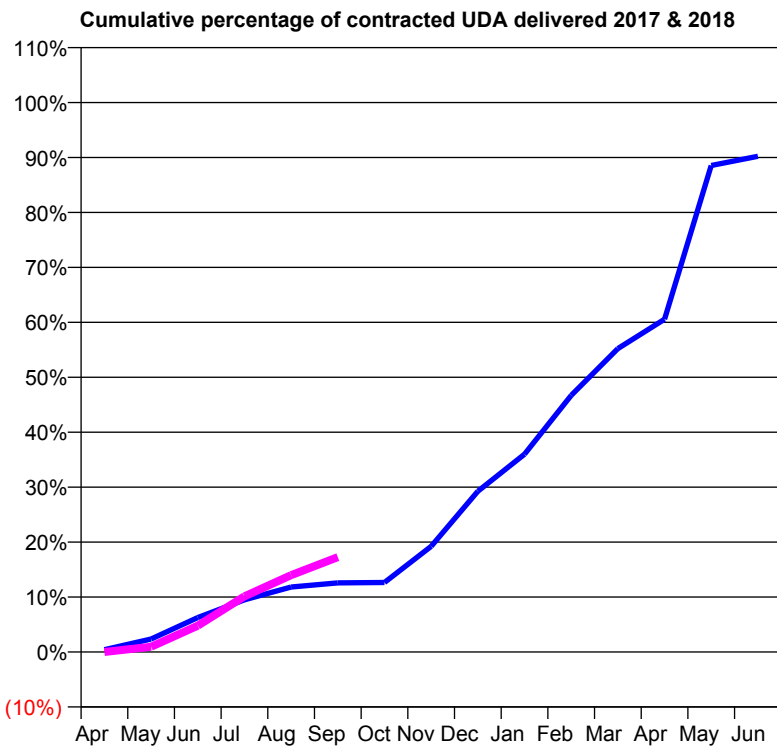
17/18 Contracted general activity (UDA)	8,304
Carry forward general activity (UDA)	0
17/18 Contracted orthodontic activity (UOA)	0
Carry forward orthodontic activity (UOA)	0
Baseline contract value	£278,860.67

ACCESS*

Patients seen in 24 months	Total	Change since previous quarter
Quarter ending September 2016	2,076	
Quarter ending December 2016	1,999	↓
Quarter ending March 2017	2,012	→
Quarter ending June 2017	2,073	↑
Quarter ending September 2017	1,970	↓
Variance since September 2016	(5.1%)	↓



ACTIVITY



Month	Adjusted Scheduled Activity (UDA)	
	2017	2018
April	34	0
May	196	80
June	522	399
July	790	841
August	982	1,162
September	1,044	1,434
October	1,051	
November	1,598	
December	2,430	
January	2,990	
February	3,878	
March	4,586	
April	5,028	
May	7,351	
June	7,492	

QUALITY

	Quantity	Base Number	Contract	AT	Region	England
% of FP17s for the same patient ID Re-attending within 3 months - Children	23	286	8.0%	12.3%	12.8%	11.9%
% of FP17s for the same patient ID Re-attending within 3 months - Adults	111	681	16.3%	16.9%	16.5%	15.9%
% of FP17s for the same patient ID Re-attending between 3 & 9 months - Children	59	286	20.6%	57.6%	59.7%	58.1%
% of FP17s for the same patient ID Re-attending between 3 & 9 months - Adults	152	681	22.3%	50.8%	53.0%	50.6%
% of FP17s for Band 1 Urgent Courses	53	520	10.2%	10.4%	9.2%	9.1%
% of FP17s Relating to Free Repair or Replacements	6	520	1.2%	0.9%	1.0%	0.8%
% of FP17s Relating to Continuations	0	520	0.0%	1.1%	1.2%	1.1%
% of Patients satisfied with the dentistry they have received	4	6	N/A	91.1%	91.6%	91.4%
% of Patients satisfied with the time they had to wait for an appointment	2	6	N/A	87.5%	88.1%	87.7%

* This is based on patients treated on this contract for their most recent course of treatment. Figures in italics indicate the base number of FP17s or Patient Questionnaire responses are less than 100. N/A is shown where the base number of responses is less than 10 during the period. % is calculated as Quantity/Base number*100

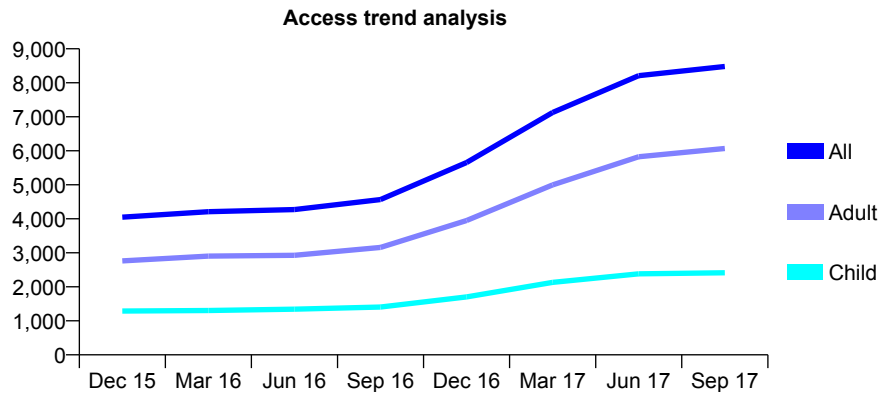
Q46 - Vital Signs At a Glance Contract Report for 780871/0001 - September 2017

Name or company name	MR R KHAN
Contract type name	GDS Contract
Purpose of contract	General
Contract start date	01/04/2006
Contract end date	

17/18 Contracted general activity (UDA)	24,622
Carry forward general activity (UDA)	0
17/18 Contracted orthodontic activity (UOA)	0
Carry forward orthodontic activity (UOA)	0
Baseline contract value	£703,974.18

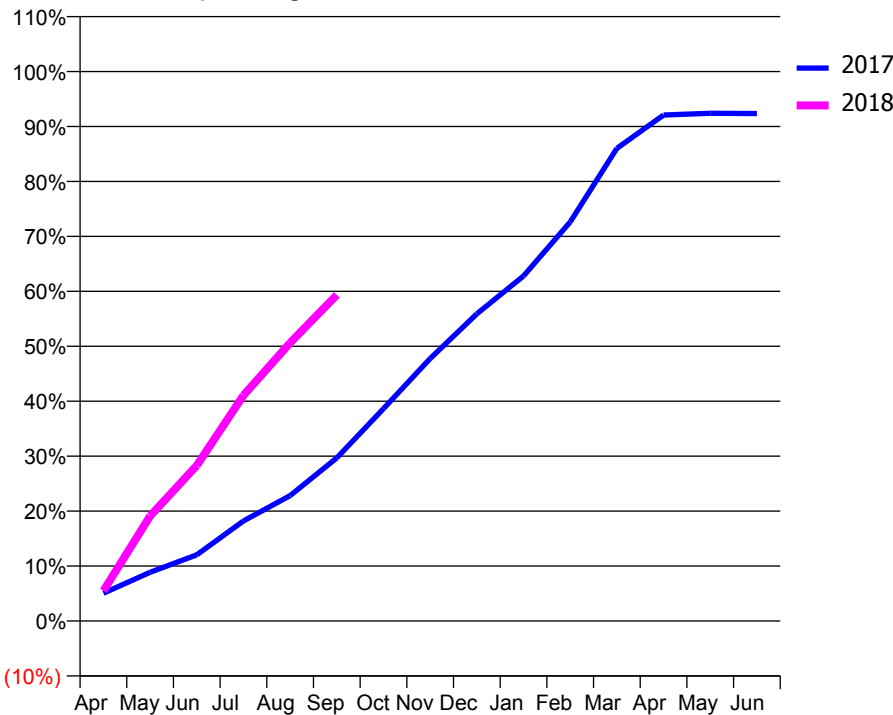
ACCESS*

Patients seen in 24 months	Total	Change since previous quarter
Quarter ending September 2016	4,567	
Quarter ending December 2016	5,656	↑
Quarter ending March 2017	7,127	↑
Quarter ending June 2017	8,209	↑
Quarter ending September 2017	8,482	↑
Variance since September 2016	85.7%	↑



ACTIVITY

Cumulative percentage of contracted UDA delivered 2017 & 2018



Month	Adjusted Scheduled Activity (UDA)	
	2017	2018
April	1,247	1,352
May	2,183	4,707
June	2,966	6,971
July	4,483	10,112
August	5,621	12,469
September	7,309	14,609
October	9,512	
November	11,760	
December	13,763	
January	15,461	
February	17,882	
March	21,180	
April	22,671	
May	22,753	
June	22,739	

QUALITY

	Quantity	Base Number	Contract	AT	Region	England
% of FP17s for the same patient ID Re-attending within 3 months - Children	149	1,798	8.3%	12.3%	12.8%	11.9%
% of FP17s for the same patient ID Re-attending within 3 months - Adults	734	4,749	15.5%	16.9%	16.5%	15.9%
% of FP17s for the same patient ID Re-attending between 3 & 9 months - Children	969	1,798	53.9%	57.6%	59.7%	58.1%
% of FP17s for the same patient ID Re-attending between 3 & 9 months - Adults	2,160	4,749	45.5%	50.8%	53.0%	50.6%
% of FP17s for Band 1 Urgent Courses	657	5,947	11.0%	10.4%	9.2%	9.1%
% of FP17s Relating to Free Repair or Replacements	54	5,947	0.9%	0.9%	1.0%	0.8%
% of FP17s Relating to Continuations	18	5,947	0.3%	1.1%	1.2%	1.1%
% of Patients satisfied with the dentistry they have received	7	8	N/A	91.1%	91.6%	91.4%
% of Patients satisfied with the time they had to wait for an appointment	7	8	N/A	87.5%	88.1%	87.7%

* This is based on patients treated on this contract for their most recent course of treatment. Figures in italics indicate the base number of FP17s or Patient Questionnaire responses are less than 100. N/A is shown where the base number of responses is less than 10 during the period. % is calculated as Quantity/Base number*100

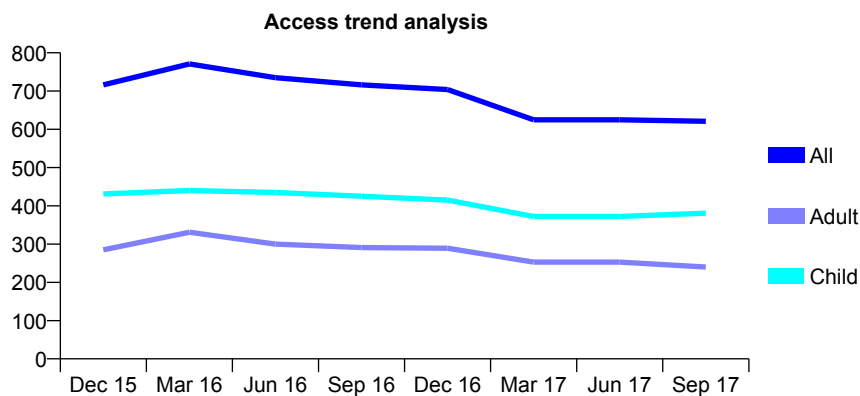
Q46 - Vital Signs At a Glance Contract Report for 803375/0001 - September 2017

Name or company name	MISS SR WOOLF
Contract type name	GDS Contract
Purpose of contract	General
Contract start date	01/04/2006
Contract end date	

17/18 Contracted general activity (UDA)	1,715
Carry forward general activity (UDA)	0
17/18 Contracted orthodontic activity (UOA)	0
Carry forward orthodontic activity (UOA)	0
Baseline contract value	£65,046.85

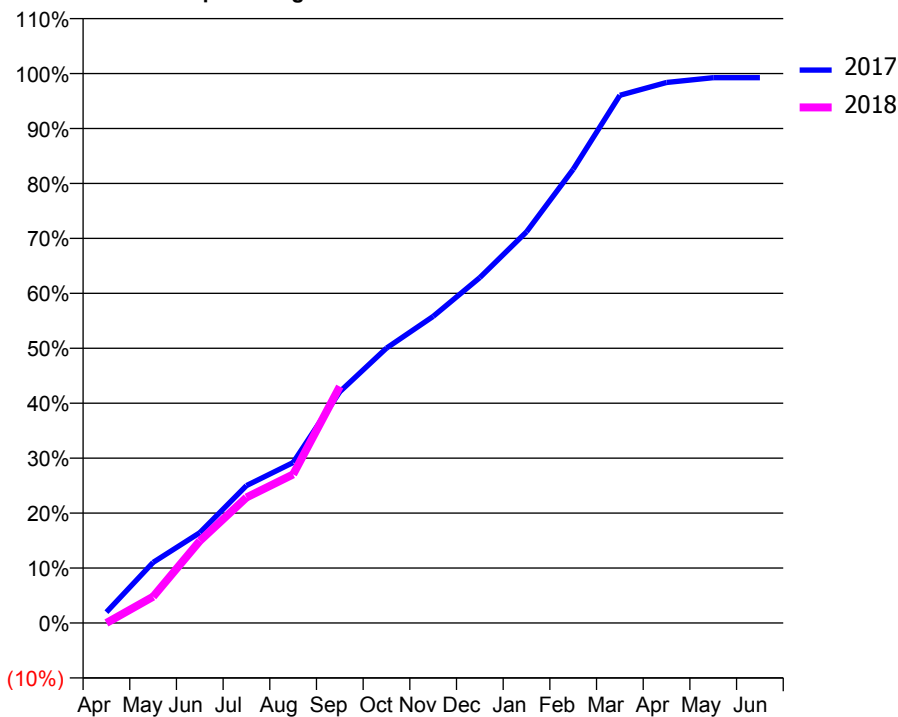
ACCESS*

Patients seen in 24 months	Total	Change since previous quarter
Quarter ending September 2016	716	
Quarter ending December 2016	704	↓
Quarter ending March 2017	625	↓
Quarter ending June 2017	625	→
Quarter ending September 2017	621	→
Variance since September 2016	(13.3%)	↓



ACTIVITY

Cumulative percentage of contracted UDA delivered 2017 & 2018



Month	Adjusted Scheduled Activity (UDA)	
	2017	2018
April	34	0
May	189	82
June	282	256
July	429	392
August	501	464
September	722	738
October	858	
November	957	
December	1,078	
January	1,221	
February	1,416	
March	1,647	
April	1,687	
May	1,702	
June	1,702	

QUALITY

	Quantity	Base Number	Contract	AT	Region	England
% of FP17s for the same patient ID Re-attending within 3 months - Children	18	244	7.4%	12.3%	12.8%	11.9%
% of FP17s for the same patient ID Re-attending within 3 months - Adults	7	87	8.0%	16.9%	16.5%	15.9%
% of FP17s for the same patient ID Re-attending between 3 & 9 months - Children	113	244	46.3%	57.6%	59.7%	58.1%
% of FP17s for the same patient ID Re-attending between 3 & 9 months - Adults	24	87	27.6%	50.8%	53.0%	50.6%
% of FP17s for Band 1 Urgent Courses	0	315	0.0%	10.4%	9.2%	9.1%
% of FP17s Relating to Free Repair or Replacements	0	315	0.0%	0.9%	1.0%	0.8%
% of FP17s Relating to Continuations	10	315	3.2%	1.1%	1.2%	1.1%
% of Patients satisfied with the dentistry they have received	5	5	N/A	91.1%	91.6%	91.4%
% of Patients satisfied with the time they had to wait for an appointment	5	5	N/A	87.5%	88.1%	87.7%

* This is based on patients treated on this contract for their most recent course of treatment. Figures in italics indicate the base number of FP17s or Patient Questionnaire responses are less than 100. N/A is shown where the base number of responses is less than 10 during the period. % is calculated as Quantity/Base number*100

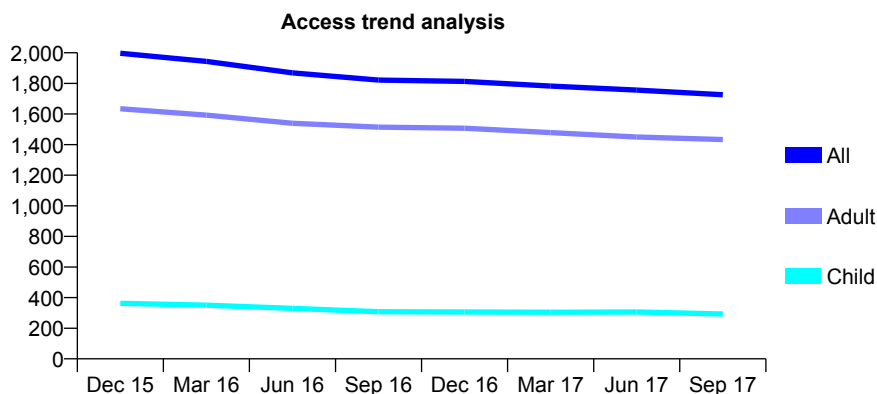
Q46 - Vital Signs At a Glance Contract Report for 819883/0002 - September 2017

Name or company name	MR AJ TAYLOR
Contract type name	GDS Contract
Purpose of contract	General
Contract start date	01/04/2006
Contract end date	

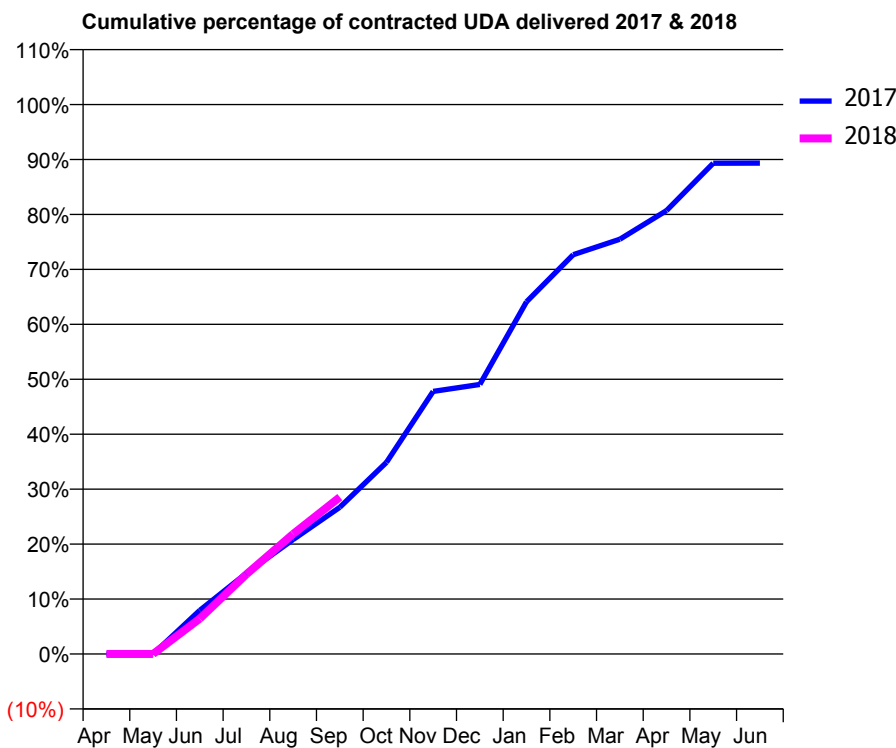
17/18 Contracted general activity (UDA)	6,065
Carry forward general activity (UDA)	0
17/18 Contracted orthodontic activity (UOA)	0
Carry forward orthodontic activity (UOA)	0
Baseline contract value	£140,493.94

ACCESS*

Patients seen in 24 months	Total	Change since previous quarter
Quarter ending September 2016	1,822	
Quarter ending December 2016	1,813	→
Quarter ending March 2017	1,783	↓
Quarter ending June 2017	1,756	↓
Quarter ending September 2017	1,726	↓
Variance since September 2016	(5.3%)	↓



ACTIVITY



Month	Adjusted Scheduled Activity (UDA)	
	2017	2018
April	0	0
May	0	0
June	482	391
July	892	881
August	1,263	1,325
September	1,619	1,732
October	2,115	
November	2,898	
December	2,975	
January	3,888	
February	4,408	
March	4,578	
April	4,894	
May	5,417	
June	5,418	

QUALITY

	Quantity	Base Number	Contract	AT	Region	England
% of FP17s for the same patient ID Re-attending within 3 months - Children	17	221	7.7%	12.3%	12.8%	11.9%
% of FP17s for the same patient ID Re-attending within 3 months - Adults	195	1,122	17.4%	16.9%	16.5%	15.9%
% of FP17s for the same patient ID Re-attending between 3 & 9 months - Children	131	221	59.3%	57.6%	59.7%	58.1%
% of FP17s for the same patient ID Re-attending between 3 & 9 months - Adults	710	1,122	63.3%	50.8%	53.0%	50.6%
% of FP17s for Band 1 Urgent Courses	131	923	14.2%	10.4%	9.2%	9.1%
% of FP17s Relating to Free Repair or Replacements	7	923	0.8%	0.9%	1.0%	0.8%
% of FP17s Relating to Continuations	3	923	0.3%	1.1%	1.2%	1.1%
% of Patients satisfied with the dentistry they have received	5	5	N/A	91.1%	91.6%	91.4%
% of Patients satisfied with the time they had to wait for an appointment	5	5	N/A	87.5%	88.1%	87.7%

* This is based on patients treated on this contract for their most recent course of treatment. Figures in italics indicate the base number of FP17s or Patient Questionnaire responses are less than 100. N/A is shown where the base number of responses is less than 10 during the period. % is calculated as Quantity/Base number*100

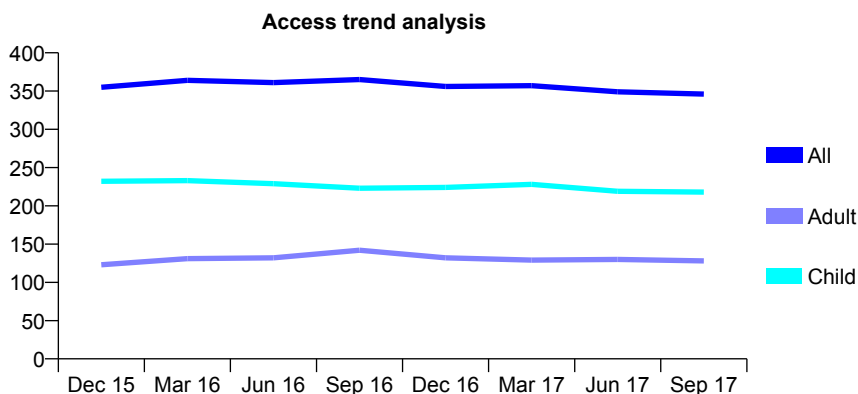
Q46 - Vital Signs At a Glance Contract Report for 824372/0001 - September 2017

Name or company name	MRS LR DOVER
Contract type name	GDS Contract
Purpose of contract	General and Orthodontic
Contract start date	01/04/2006
Contract end date	

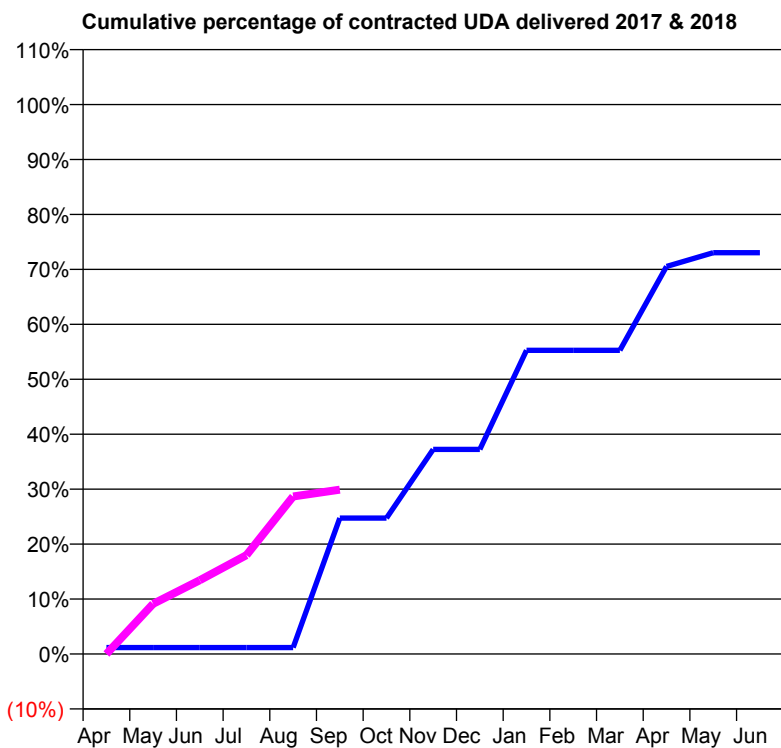
17/18 Contracted general activity (UDA)	722
Carry forward general activity (UDA)	0
17/18 Contracted orthodontic activity (UOA)	377
Carry forward orthodontic activity (UOA)	0
Baseline contract value	£33,147.16

ACCESS*

Patients seen in 24 months	Total	Change since previous quarter
Quarter ending September 2016	365	
Quarter ending December 2016	356	↓
Quarter ending March 2017	357	→
Quarter ending June 2017	349	↓
Quarter ending September 2017	346	→
Variance since September 2016	(5.2%)	↓



ACTIVITY



Adjusted Scheduled Activity (UDA)		
Month	2017	2018
April	9	0
May	9	66
June	9	97
July	9	130
August	9	207
September	188	216
October	188	
November	283	
December	283	
January	420	
February	420	
March	420	
April	536	
May	555	
June	555	

QUALITY

	Quantity	Base Number	Contract	AT	Region	England
% of FP17s for the same patient ID Re-attending within 3 months - Children	12	166	7.2%	12.3%	12.8%	11.9%
% of FP17s for the same patient ID Re-attending within 3 months - Adults	11	82	13.4%	16.9%	16.5%	15.9%
% of FP17s for the same patient ID Re-attending between 3 & 9 months - Children	80	166	48.2%	57.6%	59.7%	58.1%
% of FP17s for the same patient ID Re-attending between 3 & 9 months - Adults	39	82	47.6%	50.8%	53.0%	50.6%
% of FP17s for Band 1 Urgent Courses	0	140	0.0%	10.4%	9.2%	9.1%
% of FP17s Relating to Free Repair or Replacements	0	140	0.0%	0.9%	1.0%	0.8%
% of FP17s Relating to Continuations	4	140	2.9%	1.1%	1.2%	1.1%
% of Patients satisfied with the dentistry they have received	0	0	N/A	91.1%	91.6%	91.4%
% of Patients satisfied with the time they had to wait for an appointment	0	0	N/A	87.5%	88.1%	87.7%

* This is based on patients treated on this contract for their most recent course of treatment. Figures in italics indicate the base number of FP17s or Patient Questionnaire responses are less than 100. N/A is shown where the base number of responses is less than 10 during the period. % is calculated as Quantity/Base number*100

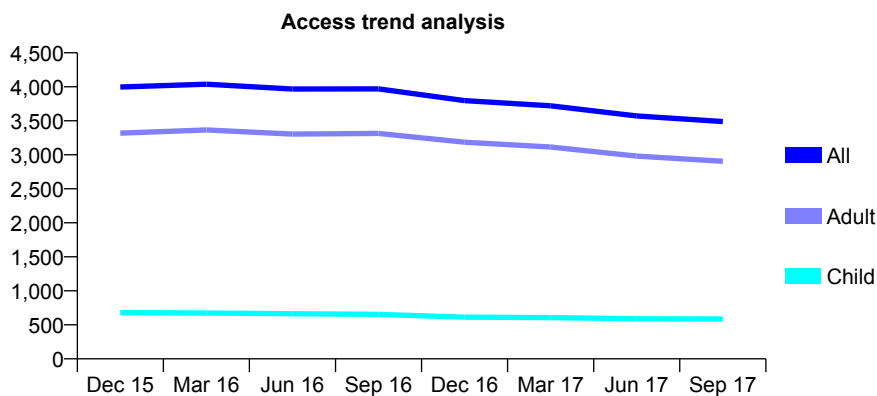
Q46 - Vital Signs At a Glance Contract Report for 825093/0002 - September 2017

Name or company name	MR MA NASEEM
Contract type name	GDS Contract
Purpose of contract	General
Contract start date	01/04/2006
Contract end date	

17/18 Contracted general activity (UDA)	13,932
Carry forward general activity (UDA)	0
17/18 Contracted orthodontic activity (UOA)	0
Carry forward orthodontic activity (UOA)	0
Baseline contract value	£327,111.28

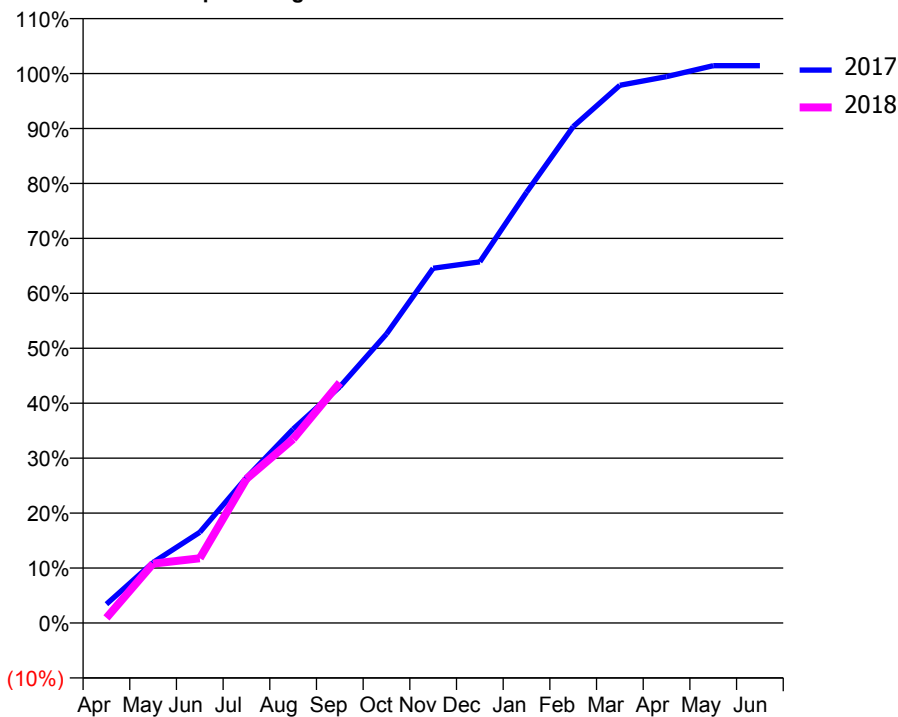
ACCESS*

Patients seen in 24 months	Total	Change since previous quarter
Quarter ending September 2016	3,969	
Quarter ending December 2016	3,798	↓
Quarter ending March 2017	3,721	↓
Quarter ending June 2017	3,572	↓
Quarter ending September 2017	3,490	↓
Variance since September 2016	(12.1%)	↓



ACTIVITY

Cumulative percentage of contracted UDA delivered 2017 & 2018



Adjusted Scheduled Activity (UDA)

Month	2017	2018
April	477	129
May	1,536	1,507
June	2,301	1,643
July	3,686	3,655
August	4,917	4,665
September	5,991	6,092
October	7,328	
November	8,995	
December	9,155	
January	10,919	
February	12,585	
March	13,633	
April	13,854	
May	14,130	
June	14,130	

QUALITY

	Quantity	Base Number	Contract	AT	Region	England
% of FP17s for the same patient ID Re-attending within 3 months - Children	27	412	6.6%	12.3%	12.8%	11.9%
% of FP17s for the same patient ID Re-attending within 3 months - Adults	320	2,041	15.7%	16.9%	16.5%	15.9%
% of FP17s for the same patient ID Re-attending between 3 & 9 months - Children	275	412	66.7%	57.6%	59.7%	58.1%
% of FP17s for the same patient ID Re-attending between 3 & 9 months - Adults	1,259	2,041	61.7%	50.8%	53.0%	50.6%
% of FP17s for Band 1 Urgent Courses	31	2,294	1.4%	10.4%	9.2%	9.1%
% of FP17s Relating to Free Repair or Replacements	41	2,294	1.8%	0.9%	1.0%	0.8%
% of FP17s Relating to Continuations	40	2,294	1.7%	1.1%	1.2%	1.1%
% of Patients satisfied with the dentistry they have received	18	18	100.0%	91.1%	91.6%	91.4%
% of Patients satisfied with the time they had to wait for an appointment	17	18	94.4%	87.5%	88.1%	87.7%

* This is based on patients treated on this contract for their most recent course of treatment. Figures in italics indicate the base number of FP17s or Patient Questionnaire responses are less than 100. N/A is shown where the base number of responses is less than 10 during the period. % is calculated as Quantity/Base number*100

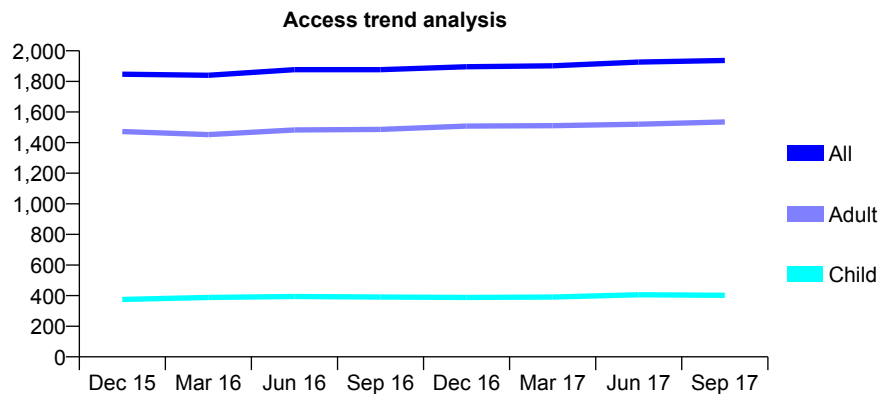
Q46 - Vital Signs At a Glance Contract Report for 830690/0001 - September 2017

Name or company name	MR MF MOHAMMED
Contract type name	GDS Contract
Purpose of contract	General
Contract start date	07/04/2006
Contract end date	

17/18 Contracted general activity (UDA)	5,878
Carry forward general activity (UDA)	0
17/18 Contracted orthodontic activity (UOA)	0
Carry forward orthodontic activity (UOA)	0
Baseline contract value	£184,852.89

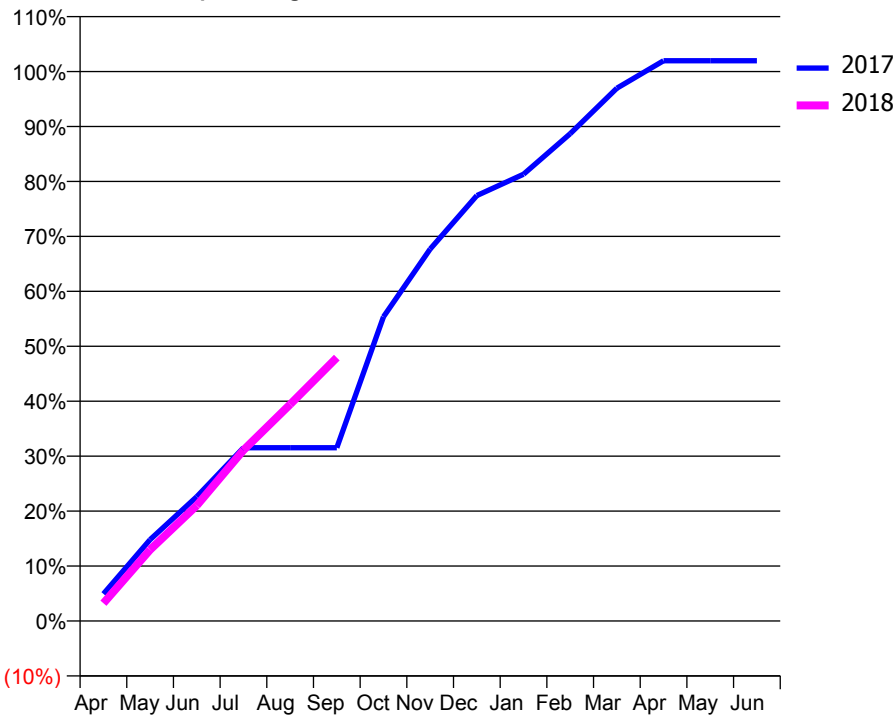
ACCESS*

Patients seen in 24 months	Total	Change since previous quarter
Quarter ending September 2016	1,877	
Quarter ending December 2016	1,896	→
Quarter ending March 2017	1,902	→
Quarter ending June 2017	1,926	→
Quarter ending September 2017	1,937	→
Variance since September 2016	3.2%	↑



ACTIVITY

Cumulative percentage of contracted UDA delivered 2017 & 2018



Month	Adjusted Scheduled Activity (UDA)	
	2017	2018
April	290	190
May	871	762
June	1,331	1,237
July	1,853	1,829
August	1,853	2,318
September	1,853	2,818
October	3,255	
November	3,978	
December	4,551	
January	4,780	
February	5,213	
March	5,699	
April	5,993	
May	5,993	
June	5,993	

QUALITY

	Quantity	Base Number	Contract	AT	Region	England
% of FP17s for the same patient ID Re-attending within 3 months - Children	67	354	18.9%	12.3%	12.8%	11.9%
% of FP17s for the same patient ID Re-attending within 3 months - Adults	156	1,035	15.1%	16.9%	16.5%	15.9%
% of FP17s for the same patient ID Re-attending between 3 & 9 months - Children	181	354	51.1%	57.6%	59.7%	58.1%
% of FP17s for the same patient ID Re-attending between 3 & 9 months - Adults	508	1,035	49.1%	50.8%	53.0%	50.6%
% of FP17s for Band 1 Urgent Courses	66	1,276	5.2%	10.4%	9.2%	9.1%
% of FP17s Relating to Free Repair or Replacements	24	1,276	1.9%	0.9%	1.0%	0.8%
% of FP17s Relating to Continuations	22	1,276	1.7%	1.1%	1.2%	1.1%
% of Patients satisfied with the dentistry they have received	4	5	N/A	91.1%	91.6%	91.4%
% of Patients satisfied with the time they had to wait for an appointment	4	5	N/A	87.5%	88.1%	87.7%

* This is based on patients treated on this contract for their most recent course of treatment. Figures in italics indicate the base number of FP17s or Patient Questionnaire responses are less than 100. N/A is shown where the base number of responses is less than 10 during the period. % is calculated as Quantity/Base number*100

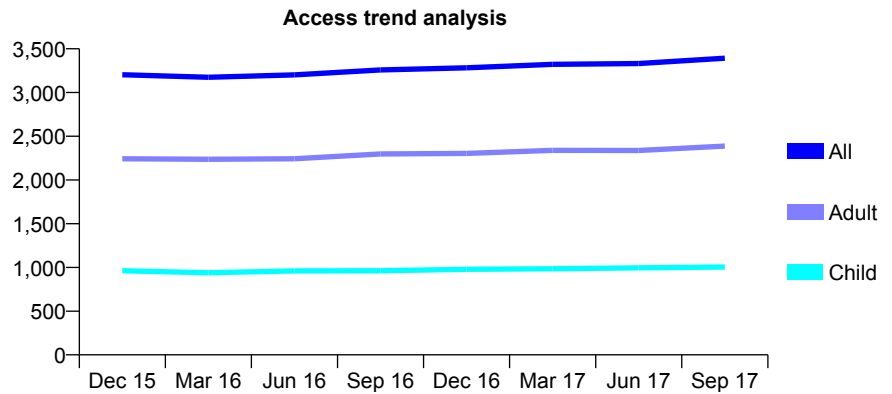
Q46 - Vital Signs At a Glance Contract Report for 830690/0002 - September 2017

Name or company name	MR MF MOHAMMED
Contract type name	GDS Contract
Purpose of contract	General
Contract start date	01/10/2008
Contract end date	

17/18 Contracted general activity (UDA)	8,000
Carry forward general activity (UDA)	0
17/18 Contracted orthodontic activity (UOA)	0
Carry forward orthodontic activity (UOA)	0
Baseline contract value	£217,398.94

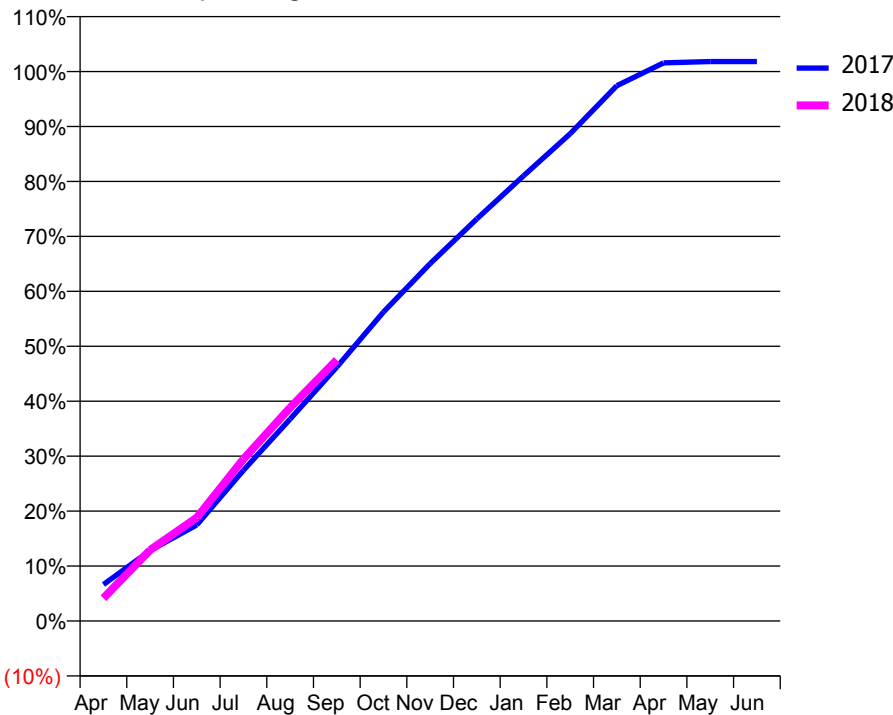
ACCESS*

Patients seen in 24 months	Total	Change since previous quarter
Quarter ending September 2016	3,259	
Quarter ending December 2016	3,283	→
Quarter ending March 2017	3,323	→
Quarter ending June 2017	3,332	→
Quarter ending September 2017	3,392	→
Variance since September 2016	4.1%	↑



ACTIVITY

Cumulative percentage of contracted UDA delivered 2017 & 2018



Month	Adjusted Scheduled Activity (UDA)	
	2017	2018
April	530	333
May	1,026	1,034
June	1,399	1,506
July	2,196	2,358
August	2,940	3,106
September	3,697	3,802
October	4,500	
November	5,203	
December	5,854	
January	6,481	
February	7,096	
March	7,793	
April	8,126	
May	8,145	
June	8,145	

QUALITY

	Quantity	Base Number	Contract	AT	Region	England
% of FP17s for the same patient ID Re-attending within 3 months - Children	32	742	4.3%	12.3%	12.8%	11.9%
% of FP17s for the same patient ID Re-attending within 3 months - Adults	133	1,508	8.8%	16.9%	16.5%	15.9%
% of FP17s for the same patient ID Re-attending between 3 & 9 months - Children	462	742	62.3%	57.6%	59.7%	58.1%
% of FP17s for the same patient ID Re-attending between 3 & 9 months - Adults	889	1,508	59.0%	50.8%	53.0%	50.6%
% of FP17s for Band 1 Urgent Courses	98	2,046	4.8%	10.4%	9.2%	9.1%
% of FP17s Relating to Free Repair or Replacements	15	2,046	0.7%	0.9%	1.0%	0.8%
% of FP17s Relating to Continuations	12	2,046	0.6%	1.1%	1.2%	1.1%
% of Patients satisfied with the dentistry they have received	1	1	N/A	91.1%	91.6%	91.4%
% of Patients satisfied with the time they had to wait for an appointment	1	1	N/A	87.5%	88.1%	87.7%

* This is based on patients treated on this contract for their most recent course of treatment. Figures in italics indicate the base number of FP17s or Patient Questionnaire responses are less than 100. N/A is shown where the base number of responses is less than 10 during the period. % is calculated as Quantity/Base number*100

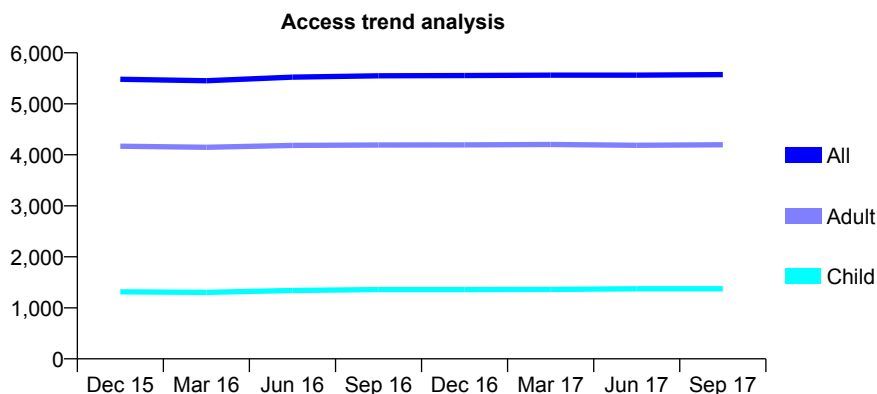
Q46 - Vital Signs At a Glance Contract Report for 830739/0001 - September 2017

Name or company name	MR AC MOSS
Contract type name	GDS Contract
Purpose of contract	General
Contract start date	01/04/2006
Contract end date	

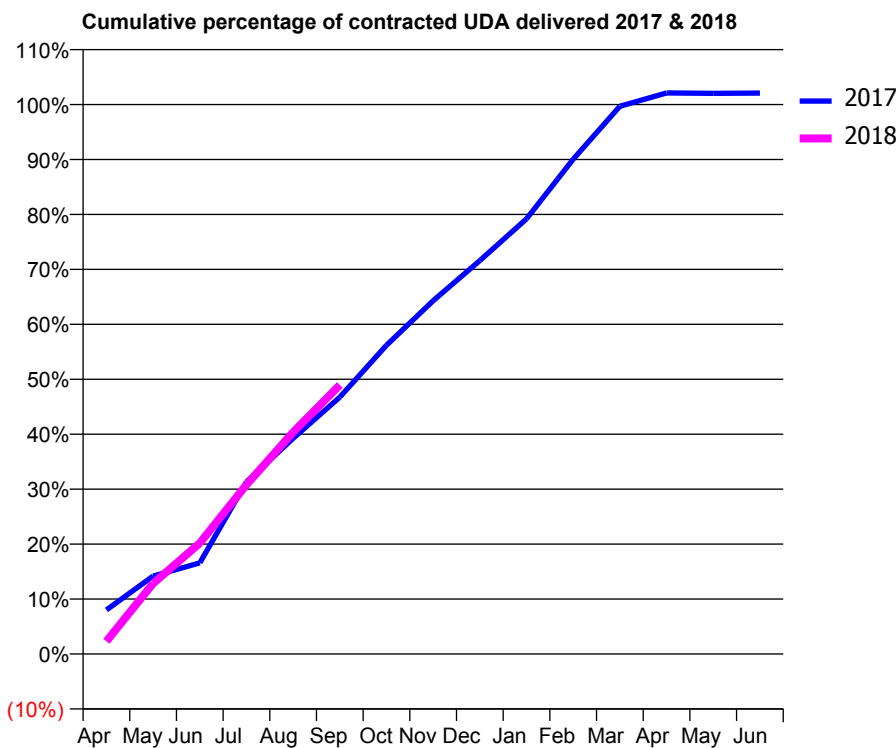
17/18 Contracted general activity (UDA)	15,000
Carry forward general activity (UDA)	0
17/18 Contracted orthodontic activity (UOA)	0
Carry forward orthodontic activity (UOA)	0
Baseline contract value	£406,393.20

ACCESS*

Patients seen in 24 months	Total	Change since previous quarter
Quarter ending September 2016	5,550	
Quarter ending December 2016	5,553	→
Quarter ending March 2017	5,562	→
Quarter ending June 2017	5,562	→
Quarter ending September 2017	5,573	→
Variance since September 2016	0.4%	→



ACTIVITY



Month	Adjusted Scheduled Activity (UDA)	
	2017	2018
April	1,204	349
May	2,128	1,929
June	2,489	3,026
July	4,697	4,620
August	5,886	6,055
September	7,012	7,344
October	8,430	
November	9,643	
December	10,740	
January	11,880	
February	13,505	
March	14,952	
April	15,316	
May	15,304	
June	15,312	

QUALITY

	Quantity	Base Number	Contract	AT	Region	England
% of FP17s for the same patient ID Re-attending within 3 months - Children	73	1,123	6.5%	12.3%	12.8%	11.9%
% of FP17s for the same patient ID Re-attending within 3 months - Adults	352	3,030	11.6%	16.9%	16.5%	15.9%
% of FP17s for the same patient ID Re-attending between 3 & 9 months - Children	715	1,123	63.7%	57.6%	59.7%	58.1%
% of FP17s for the same patient ID Re-attending between 3 & 9 months - Adults	1,838	3,030	60.7%	50.8%	53.0%	50.6%
% of FP17s for Band 1 Urgent Courses	187	3,951	4.7%	10.4%	9.2%	9.1%
% of FP17s Relating to Free Repair or Replacements	23	3,951	0.6%	0.9%	1.0%	0.8%
% of FP17s Relating to Continuations	16	3,951	0.4%	1.1%	1.2%	1.1%
% of Patients satisfied with the dentistry they have received	9	9	N/A	91.1%	91.6%	91.4%
% of Patients satisfied with the time they had to wait for an appointment	9	9	N/A	87.5%	88.1%	87.7%

* This is based on patients treated on this contract for their most recent course of treatment. Figures in italics indicate the base number of FP17s or Patient Questionnaire responses are less than 100. N/A is shown where the base number of responses is less than 10 during the period. % is calculated as Quantity/Base number*100

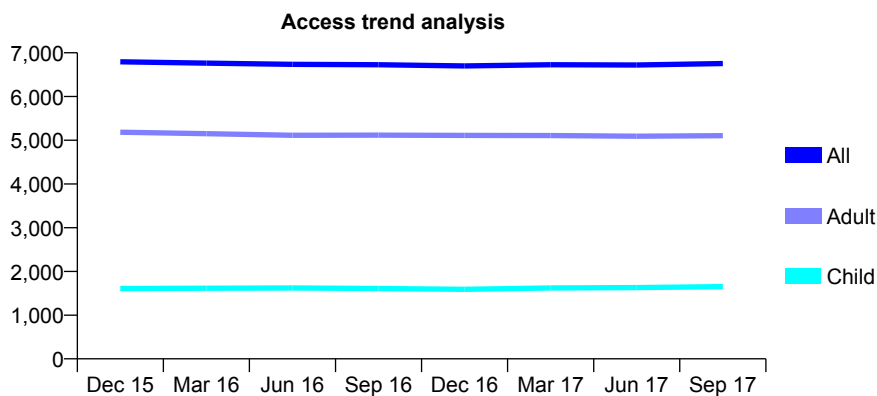
Q46 - Vital Signs At a Glance Contract Report for 839183/0001 - September 2017

Name or company name	MR TP BARNETT
Contract type name	GDS Contract
Purpose of contract	General
Contract start date	01/04/2006
Contract end date	

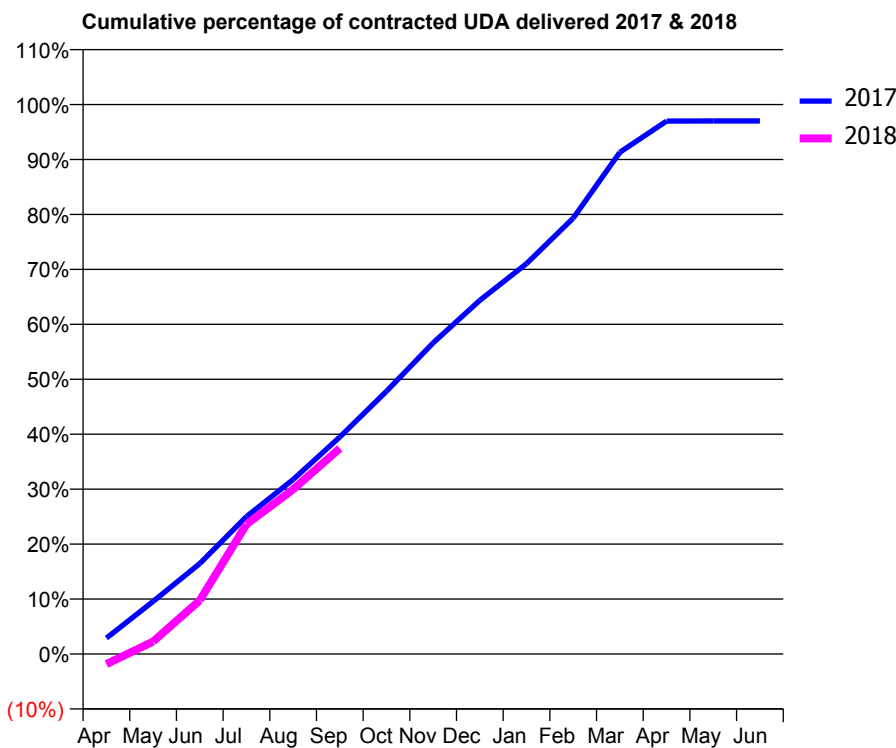
17/18 Contracted general activity (UDA)	25,728
Carry forward general activity (UDA)	768
17/18 Contracted orthodontic activity (UOA)	0
Carry forward orthodontic activity (UOA)	0
Baseline contract value	£739,669.34

ACCESS*

Patients seen in 24 months	Total	Change since previous quarter
Quarter ending September 2016	6,727	
Quarter ending December 2016	6,701	→
Quarter ending March 2017	6,726	→
Quarter ending June 2017	6,722	→
Quarter ending September 2017	6,754	→
Variance since September 2016	0.4%	→



ACTIVITY



Month	Adjusted Scheduled Activity (UDA)	
	2017	2018
April	749	-477
May	2,464	584
June	4,235	2,515
July	6,435	6,072
August	8,172	7,709
September	10,163	9,628
October	12,302	
November	14,567	
December	16,561	
January	18,279	
February	20,410	
March	23,489	
April	24,953	
May	24,959	
June	24,960	

QUALITY

	Quantity	Base Number	Contract	AT	Region	England
% of FP17s for the same patient ID Re-attending within 3 months - Children	185	1,399	13.2%	12.3%	12.8%	11.9%
% of FP17s for the same patient ID Re-attending within 3 months - Adults	765	3,985	19.2%	16.9%	16.5%	15.9%
% of FP17s for the same patient ID Re-attending between 3 & 9 months - Children	867	1,399	62.0%	57.6%	59.7%	58.1%
% of FP17s for the same patient ID Re-attending between 3 & 9 months - Adults	2,327	3,985	58.4%	50.8%	53.0%	50.6%
% of FP17s for Band 1 Urgent Courses	428	4,891	8.8%	10.4%	9.2%	9.1%
% of FP17s Relating to Free Repair or Replacements	108	4,891	2.2%	0.9%	1.0%	0.8%
% of FP17s Relating to Continuations	88	4,891	1.8%	1.1%	1.2%	1.1%
% of Patients satisfied with the dentistry they have received	10	10	100.0%	91.1%	91.6%	91.4%
% of Patients satisfied with the time they had to wait for an appointment	10	10	100.0%	87.5%	88.1%	87.7%

* This is based on patients treated on this contract for their most recent course of treatment. Figures in italics indicate the base number of FP17s or Patient Questionnaire responses are less than 100. N/A is shown where the base number of responses is less than 10 during the period. % is calculated as Quantity/Base number*100

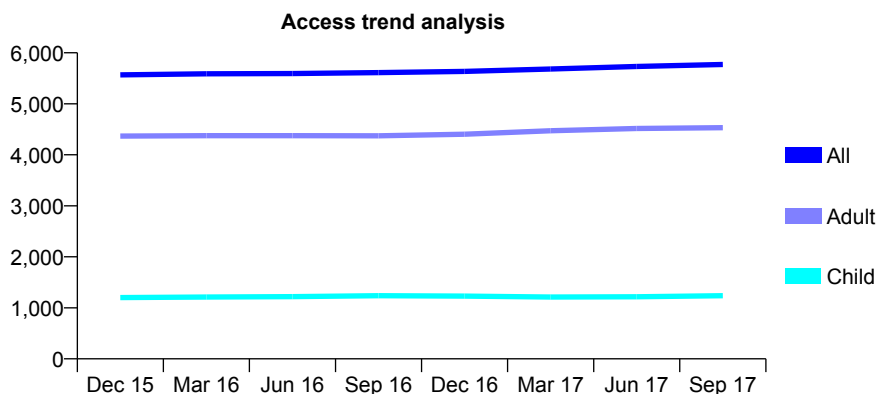
Q46 - Vital Signs At a Glance Contract Report for 839191/0001 - September 2017

Name or company name	MISS LA FITZPATRICK
Contract type name	GDS Contract
Purpose of contract	General
Contract start date	01/04/2006
Contract end date	

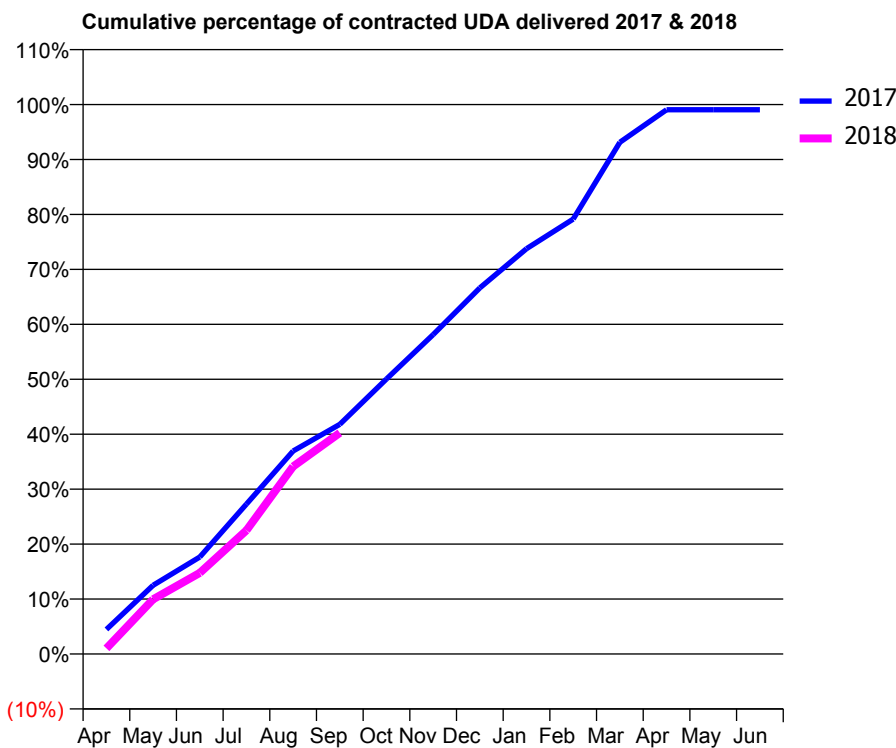
17/18 Contracted general activity (UDA)	17,403
Carry forward general activity (UDA)	0
17/18 Contracted orthodontic activity (UOA)	0
Carry forward orthodontic activity (UOA)	0
Baseline contract value	£391,120.80

ACCESS*

Patients seen in 24 months	Total	Change since previous quarter
Quarter ending September 2016	5,611	
Quarter ending December 2016	5,634	→
Quarter ending March 2017	5,683	→
Quarter ending June 2017	5,732	→
Quarter ending September 2017	5,770	→
Variance since September 2016	2.8%	↑



ACTIVITY



Month	Adjusted Scheduled Activity (UDA)	
	2017	2018
April	779	178
May	2,178	1,735
June	3,072	2,569
July	4,749	3,915
August	6,428	5,942
September	7,274	7,006
October	8,710	
November	10,115	
December	11,596	
January	12,838	
February	13,773	
March	16,205	
April	17,239	
May	17,239	
June	17,239	

QUALITY

	Quantity	Base Number	Contract	AT	Region	England
% of FP17s for the same patient ID Re-attending within 3 months - Children	230	1,069	21.5%	12.3%	12.8%	11.9%
% of FP17s for the same patient ID Re-attending within 3 months - Adults	355	3,125	11.4%	16.9%	16.5%	15.9%
% of FP17s for the same patient ID Re-attending between 3 & 9 months - Children	560	1,069	52.4%	57.6%	59.7%	58.1%
% of FP17s for the same patient ID Re-attending between 3 & 9 months - Adults	1,575	3,125	50.4%	50.8%	53.0%	50.6%
% of FP17s for Band 1 Urgent Courses	114	3,713	3.1%	10.4%	9.2%	9.1%
% of FP17s Relating to Free Repair or Replacements	30	3,713	0.8%	0.9%	1.0%	0.8%
% of FP17s Relating to Continuations	15	3,713	0.4%	1.1%	1.2%	1.1%
% of Patients satisfied with the dentistry they have received	3	3	N/A	91.1%	91.6%	91.4%
% of Patients satisfied with the time they had to wait for an appointment	3	3	N/A	87.5%	88.1%	87.7%

* This is based on patients treated on this contract for their most recent course of treatment. Figures in italics indicate the base number of FP17s or Patient Questionnaire responses are less than 100. N/A is shown where the base number of responses is less than 10 during the period. % is calculated as Quantity/Base number*100

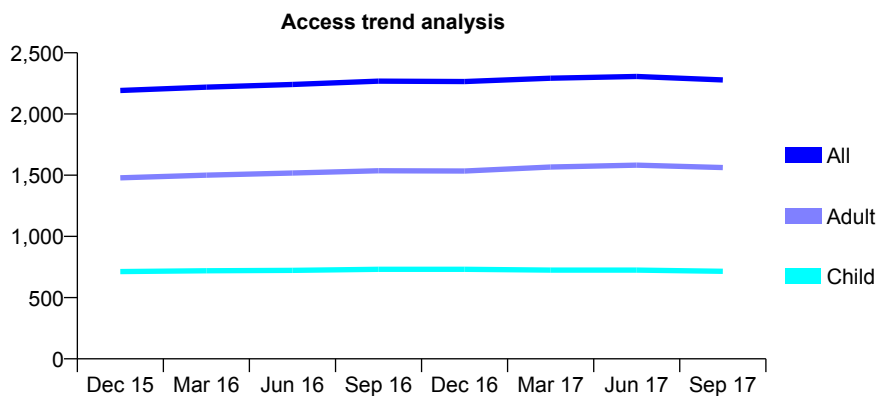
Q46 - Vital Signs At a Glance Contract Report for 840068/0001 - September 2017

Name or company name	MR S LOMAS
Contract type name	GDS Contract
Purpose of contract	General
Contract start date	01/04/2006
Contract end date	

17/18 Contracted general activity (UDA)	7,003
Carry forward general activity (UDA)	0
17/18 Contracted orthodontic activity (UOA)	0
Carry forward orthodontic activity (UOA)	0
Baseline contract value	£184,929.93

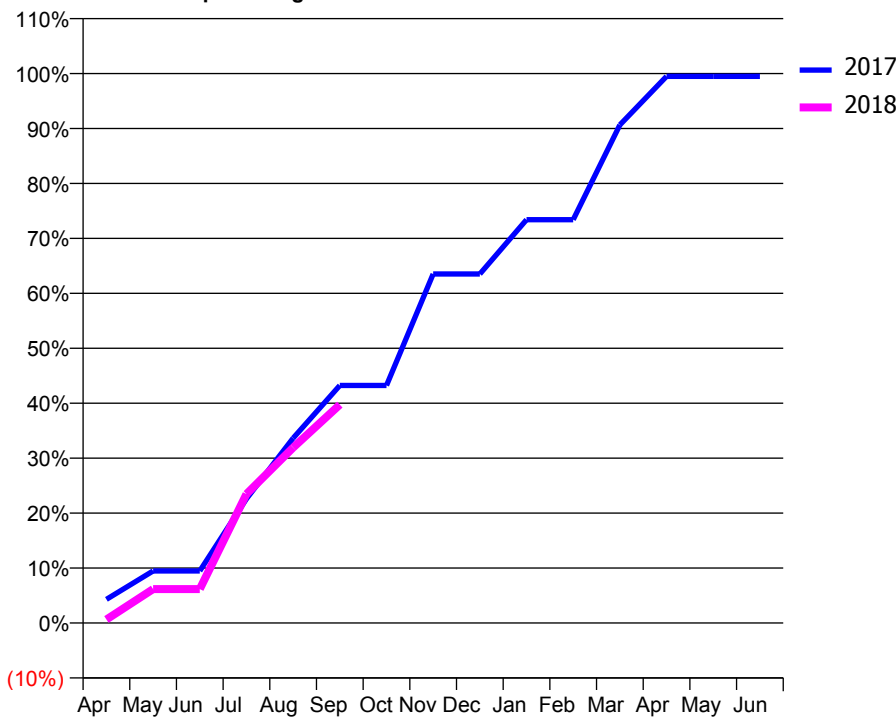
ACCESS*

Patients seen in 24 months	Total	Change since previous quarter
Quarter ending September 2016	2,268	
Quarter ending December 2016	2,265	→
Quarter ending March 2017	2,292	→
Quarter ending June 2017	2,307	→
Quarter ending September 2017	2,278	↓
Variance since September 2016	0.4%	→



ACTIVITY

Cumulative percentage of contracted UDA delivered 2017 & 2018



Adjusted Scheduled Activity (UDA)

Month	2017	2018
April	302	45
May	663	433
June	663	433
July	1,583	1,644
August	2,356	2,236
September	3,027	2,783
October	3,027	
November	4,448	
December	4,448	
January	5,140	
February	5,140	
March	6,348	
April	6,966	
May	6,966	
June	6,966	

QUALITY

	Quantity	Base Number	Contract	AT	Region	England
% of FP17s for the same patient ID Re-attending within 3 months - Children	29	574	5.1%	12.3%	12.8%	11.9%
% of FP17s for the same patient ID Re-attending within 3 months - Adults	158	1,385	11.4%	16.9%	16.5%	15.9%
% of FP17s for the same patient ID Re-attending between 3 & 9 months - Children	409	574	71.3%	57.6%	59.7%	58.1%
% of FP17s for the same patient ID Re-attending between 3 & 9 months - Adults	963	1,385	69.5%	50.8%	53.0%	50.6%
% of FP17s for Band 1 Urgent Courses	74	1,638	4.5%	10.4%	9.2%	9.1%
% of FP17s Relating to Free Repair or Replacements	9	1,638	0.5%	0.9%	1.0%	0.8%
% of FP17s Relating to Continuations	31	1,638	1.9%	1.1%	1.2%	1.1%
% of Patients satisfied with the dentistry they have received	2	3	N/A	91.1%	91.6%	91.4%
% of Patients satisfied with the time they had to wait for an appointment	3	3	N/A	87.5%	88.1%	87.7%

* This is based on patients treated on this contract for their most recent course of treatment. Figures in italics indicate the base number of FP17s or Patient Questionnaire responses are less than 100. N/A is shown where the base number of responses is less than 10 during the period. % is calculated as Quantity/Base number*100

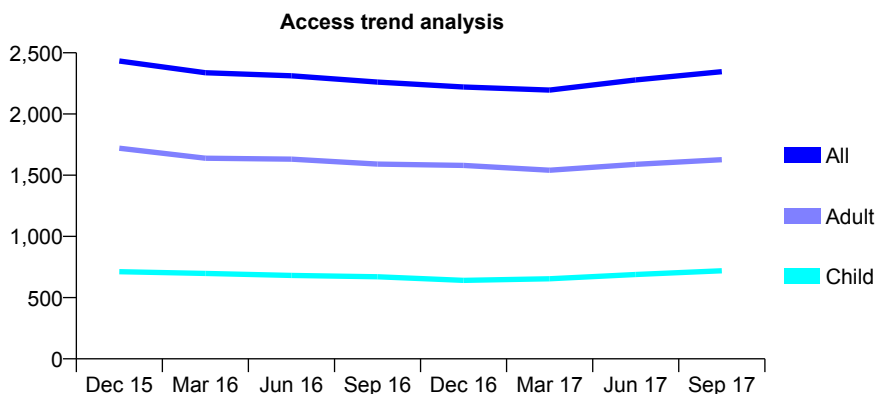
Q46 - Vital Signs At a Glance Contract Report for 840696/0001 - September 2017

Name or company name	MR MJ KELLY
Contract type name	GDS Contract
Purpose of contract	General and Orthodontic
Contract start date	01/04/2006
Contract end date	

17/18 Contracted general activity (UDA)	7,750
Carry forward general activity (UDA)	0
17/18 Contracted orthodontic activity (UOA)	3,932
Carry forward orthodontic activity (UOA)	0
Baseline contract value	£413,058.09

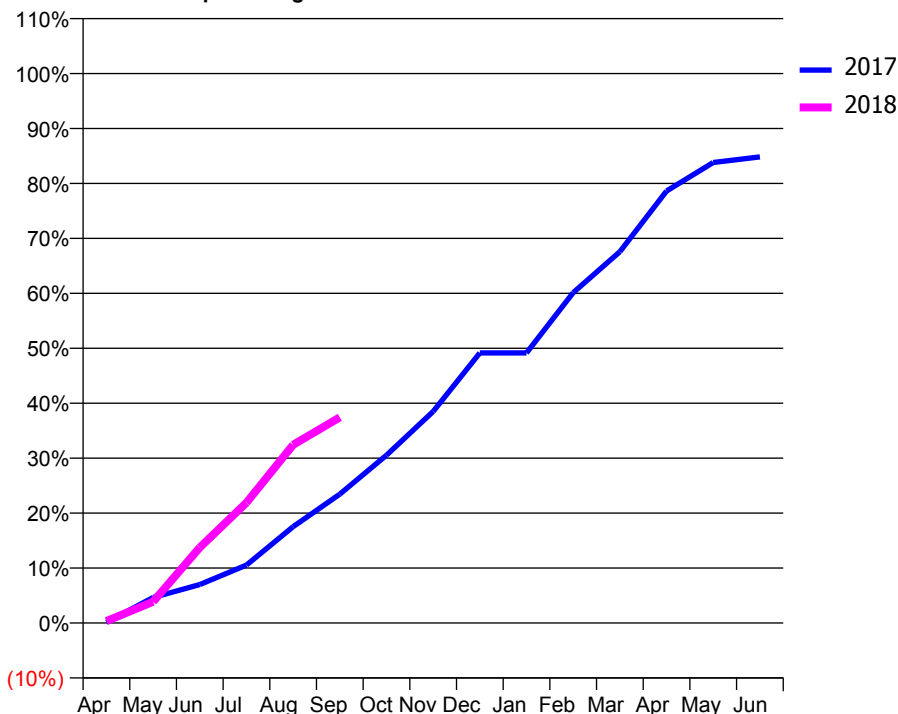
ACCESS*

Patients seen in 24 months	Total	Change since previous quarter
Quarter ending September 2016	2,261	
Quarter ending December 2016	2,221	↓
Quarter ending March 2017	2,195	↓
Quarter ending June 2017	2,278	↑
Quarter ending September 2017	2,346	↑
Variance since September 2016	3.8%	↑



ACTIVITY

Cumulative percentage of contracted UDA delivered 2017 & 2018



Month	Adjusted Scheduled Activity (UDA)	
	2017	2018
April	10	28
May	360	300
June	543	1,065
July	817	1,697
August	1,358	2,514
September	1,818	2,902
October	2,367	
November	2,983	
December	3,810	
January	3,810	
February	4,659	
March	5,236	
April	6,093	
May	6,496	
June	6,575	

QUALITY

	Quantity	Base Number	Contract	AT	Region	England
% of FP17s for the same patient ID Re-attending within 3 months - Children	57	668	8.5%	12.3%	12.8%	11.9%
% of FP17s for the same patient ID Re-attending within 3 months - Adults	233	1,289	18.1%	16.9%	16.5%	15.9%
% of FP17s for the same patient ID Re-attending between 3 & 9 months - Children	212	668	31.7%	57.6%	59.7%	58.1%
% of FP17s for the same patient ID Re-attending between 3 & 9 months - Adults	574	1,289	44.5%	50.8%	53.0%	50.6%
% of FP17s for Band 1 Urgent Courses	19	1,246	1.5%	10.4%	9.2%	9.1%
% of FP17s Relating to Free Repair or Replacements	7	1,246	0.6%	0.9%	1.0%	0.8%
% of FP17s Relating to Continuations	71	1,246	5.7%	1.1%	1.2%	1.1%
% of Patients satisfied with the dentistry they have received	1	2	N/A	91.1%	91.6%	91.4%
% of Patients satisfied with the time they had to wait for an appointment	1	2	N/A	87.5%	88.1%	87.7%

* This is based on patients treated on this contract for their most recent course of treatment. Figures in italics indicate the base number of FP17s or Patient Questionnaire responses are less than 100. N/A is shown where the base number of responses is less than 10 during the period. % is calculated as Quantity/Base number*100

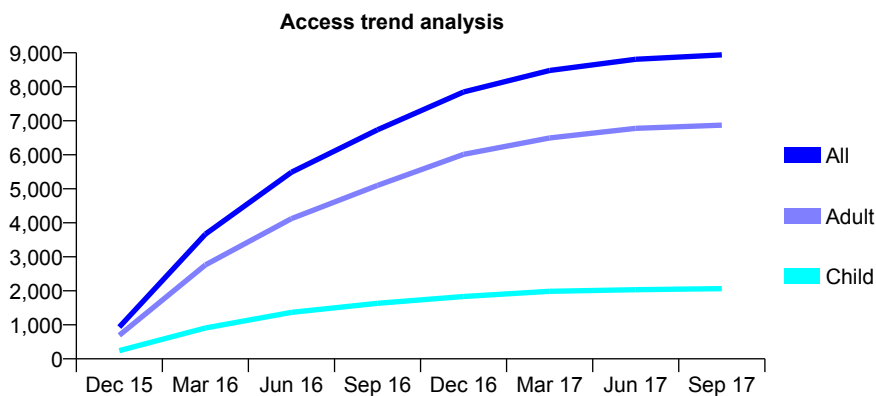
Q46 - Vital Signs At a Glance Contract Report for 847216/0003 - September 2017

Name or company name	MR AJ JOUBERT
Contract type name	GDS Contract
Purpose of contract	General
Contract start date	01/12/2015
Contract end date	

17/18 Contracted general activity (UDA)	27,629
Carry forward general activity (UDA)	0
17/18 Contracted orthodontic activity (UOA)	0
Carry forward orthodontic activity (UOA)	0
Baseline contract value	£745,782.57

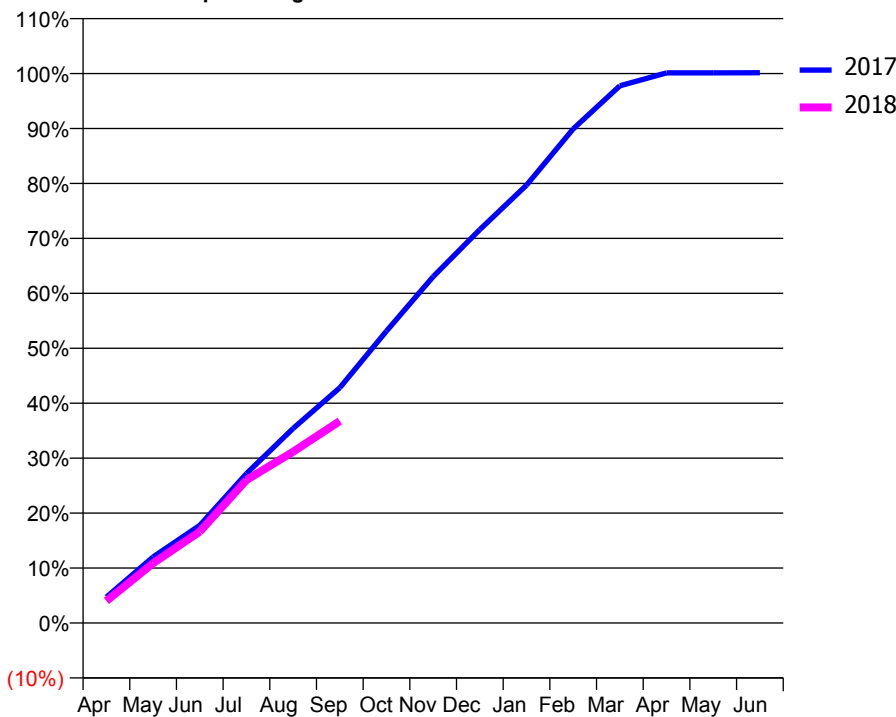
ACCESS*

Patients seen in 24 months	Total	Change since previous quarter
Quarter ending September 2016	6,735	
Quarter ending December 2016	7,849	↑
Quarter ending March 2017	8,482	↑
Quarter ending June 2017	8,810	↑
Quarter ending September 2017	8,938	→
Variance since September 2016	32.7%	↑



ACTIVITY

Cumulative percentage of contracted UDA delivered 2017 & 2018



Adjusted Scheduled Activity (UDA)

Month	2017	2018
April	1,303	1,106
May	3,319	3,008
June	4,912	4,599
July	7,515	7,192
August	9,787	8,613
September	11,830	10,157
October	14,680	
November	17,415	
December	19,785	
January	22,015	
February	24,842	
March	27,011	
April	27,663	
May	27,657	
June	27,665	

QUALITY

	Quantity	Base Number	Contract	AT	Region	England
% of FP17s for the same patient ID Re-attending within 3 months - Children	125	1,179	10.6%	12.3%	12.8%	11.9%
% of FP17s for the same patient ID Re-attending within 3 months - Adults	848	4,341	19.5%	16.9%	16.5%	15.9%
% of FP17s for the same patient ID Re-attending between 3 & 9 months - Children	661	1,179	56.1%	57.6%	59.7%	58.1%
% of FP17s for the same patient ID Re-attending between 3 & 9 months - Adults	2,361	4,341	54.4%	50.8%	53.0%	50.6%
% of FP17s for Band 1 Urgent Courses	831	5,242	15.9%	10.4%	9.2%	9.1%
% of FP17s Relating to Free Repair or Replacements	118	5,242	2.3%	0.9%	1.0%	0.8%
% of FP17s Relating to Continuations	52	5,242	1.0%	1.1%	1.2%	1.1%
% of Patients satisfied with the dentistry they have received	5	6	N/A	91.1%	91.6%	91.4%
% of Patients satisfied with the time they had to wait for an appointment	4	6	N/A	87.5%	88.1%	87.7%

* This is based on patients treated on this contract for their most recent course of treatment. Figures in italics indicate the base number of FP17s or Patient Questionnaire responses are less than 100. N/A is shown where the base number of responses is less than 10 during the period. % is calculated as Quantity/Base number*100

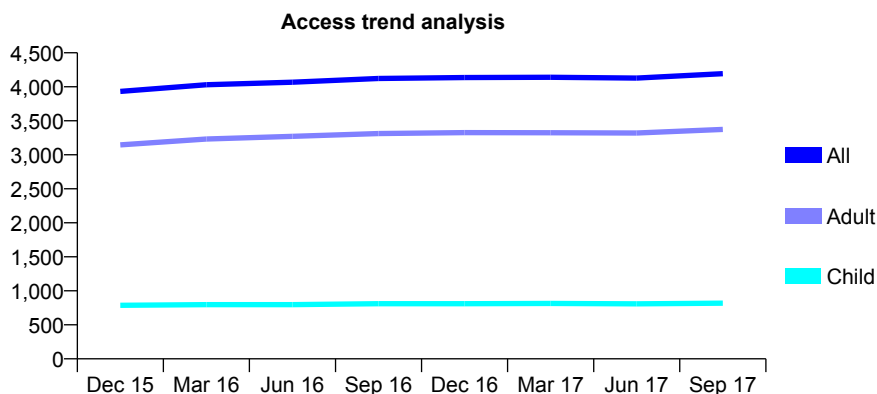
Q46 - Vital Signs At a Glance Contract Report for 856916/0001 - September 2017

Name or company name	MR MA BUTT
Contract type name	GDS Contract
Purpose of contract	General
Contract start date	01/11/2009
Contract end date	

17/18 Contracted general activity (UDA)	10,518
Carry forward general activity (UDA)	0
17/18 Contracted orthodontic activity (UOA)	0
Carry forward orthodontic activity (UOA)	0
Baseline contract value	£307,631.27

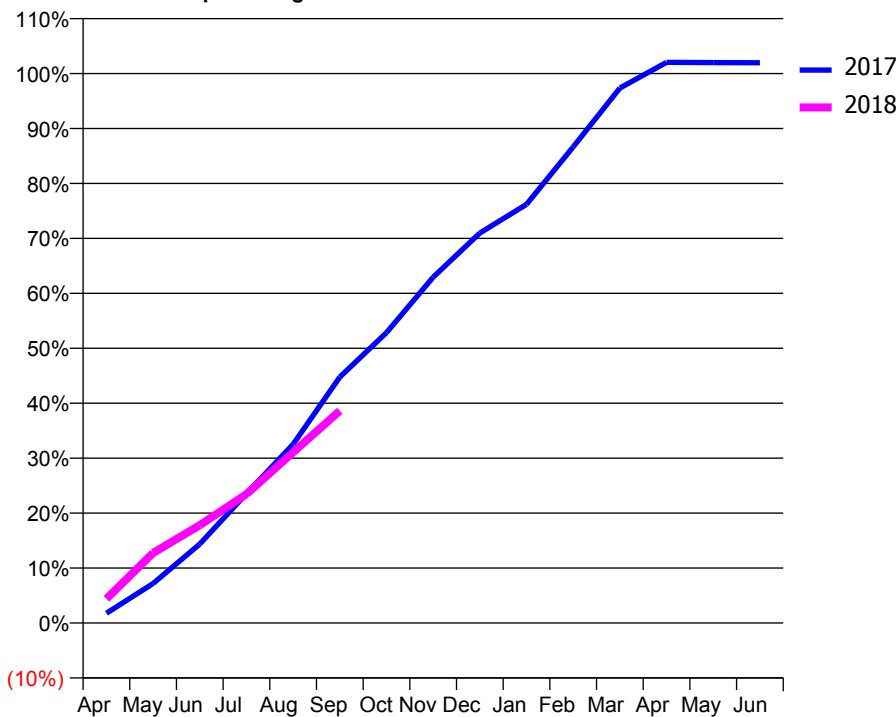
ACCESS*

Patients seen in 24 months	Total	Change since previous quarter
Quarter ending September 2016	4,123	
Quarter ending December 2016	4,136	→
Quarter ending March 2017	4,140	→
Quarter ending June 2017	4,129	→
Quarter ending September 2017	4,193	→
Variance since September 2016	1.7%	→



ACTIVITY

Cumulative percentage of contracted UDA delivered 2017 & 2018



Month	Adjusted Scheduled Activity (UDA)	
	2017	2018
April	186	464
May	757	1,341
June	1,512	1,871
July	2,478	2,467
August	3,422	3,270
September	4,707	4,063
October	5,557	
November	6,620	
December	7,464	
January	8,014	
February	9,114	
March	10,238	
April	10,731	
May	10,727	
June	10,725	

QUALITY

	Quantity	Base Number	Contract	AT	Region	England
% of FP17s for the same patient ID Re-attending within 3 months - Children	56	666	8.4%	12.3%	12.8%	11.9%
% of FP17s for the same patient ID Re-attending within 3 months - Adults	403	2,420	16.7%	16.9%	16.5%	15.9%
% of FP17s for the same patient ID Re-attending between 3 & 9 months - Children	397	666	59.6%	57.6%	59.7%	58.1%
% of FP17s for the same patient ID Re-attending between 3 & 9 months - Adults	1,075	2,420	44.4%	50.8%	53.0%	50.6%
% of FP17s for Band 1 Urgent Courses	357	2,284	15.6%	10.4%	9.2%	9.1%
% of FP17s Relating to Free Repair or Replacements	38	2,284	1.7%	0.9%	1.0%	0.8%
% of FP17s Relating to Continuations	13	2,284	0.6%	1.1%	1.2%	1.1%
% of Patients satisfied with the dentistry they have received	5	5	N/A	91.1%	91.6%	91.4%
% of Patients satisfied with the time they had to wait for an appointment	5	5	N/A	87.5%	88.1%	87.7%

* This is based on patients treated on this contract for their most recent course of treatment. Figures in italics indicate the base number of FP17s or Patient Questionnaire responses are less than 100. N/A is shown where the base number of responses is less than 10 during the period. % is calculated as Quantity/Base number*100

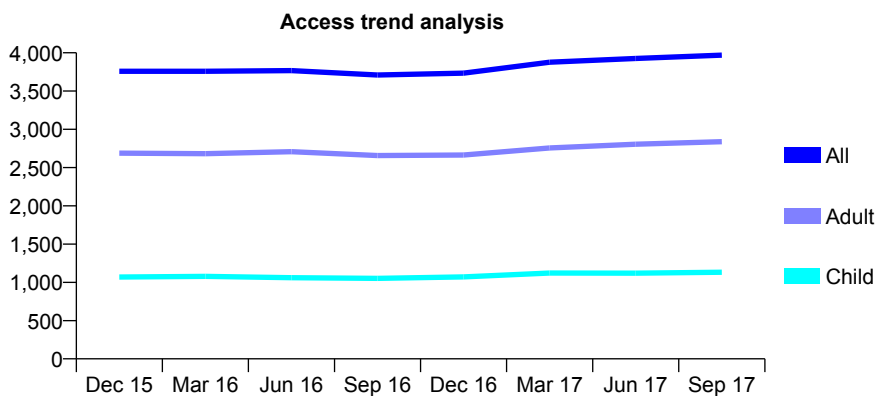
Q46 - Vital Signs At a Glance Contract Report for 859273/0001 - September 2017

Name or company name	MR R JOYE
Contract type name	GDS Contract
Purpose of contract	General
Contract start date	11/12/2012
Contract end date	

17/18 Contracted general activity (UDA)	11,795
Carry forward general activity (UDA)	0
17/18 Contracted orthodontic activity (UOA)	0
Carry forward orthodontic activity (UOA)	0
Baseline contract value	£334,569.24

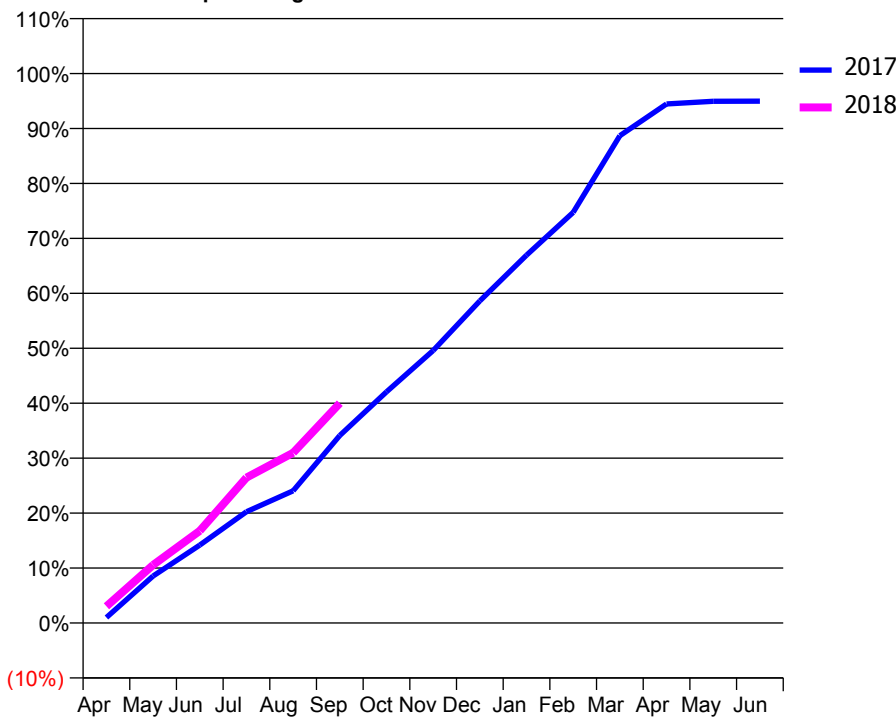
ACCESS*

Patients seen in 24 months	Total	Change since previous quarter
Quarter ending September 2016	3,709	
Quarter ending December 2016	3,735	→
Quarter ending March 2017	3,877	↑
Quarter ending June 2017	3,926	→
Quarter ending September 2017	3,970	→
Variance since September 2016	7.0%	↑



ACTIVITY

Cumulative percentage of contracted UDA delivered 2017 & 2018



Month	Adjusted Scheduled Activity (UDA)	
	2017	2018
April	119	359
May	1,009	1,248
June	1,673	1,979
July	2,388	3,120
August	2,838	3,654
September	4,027	4,719
October	4,963	
November	5,848	
December	6,913	
January	7,896	
February	8,815	
March	10,461	
April	11,141	
May	11,198	
June	11,202	

QUALITY

	Quantity	Base Number	Contract	AT	Region	England
% of FP17s for the same patient ID Re-attending within 3 months - Children	63	856	7.4%	12.3%	12.8%	11.9%
% of FP17s for the same patient ID Re-attending within 3 months - Adults	282	1,985	14.2%	16.9%	16.5%	15.9%
% of FP17s for the same patient ID Re-attending between 3 & 9 months - Children	593	856	69.3%	57.6%	59.7%	58.1%
% of FP17s for the same patient ID Re-attending between 3 & 9 months - Adults	1,125	1,985	56.7%	50.8%	53.0%	50.6%
% of FP17s for Band 1 Urgent Courses	220	2,543	8.7%	10.4%	9.2%	9.1%
% of FP17s Relating to Free Repair or Replacements	24	2,543	0.9%	0.9%	1.0%	0.8%
% of FP17s Relating to Continuations	31	2,543	1.2%	1.1%	1.2%	1.1%
% of Patients satisfied with the dentistry they have received	6	6	N/A	91.1%	91.6%	91.4%
% of Patients satisfied with the time they had to wait for an appointment	5	6	N/A	87.5%	88.1%	87.7%

* This is based on patients treated on this contract for their most recent course of treatment. Figures in italics indicate the base number of FP17s or Patient Questionnaire responses are less than 100. N/A is shown where the base number of responses is less than 10 during the period. % is calculated as Quantity/Base number*100

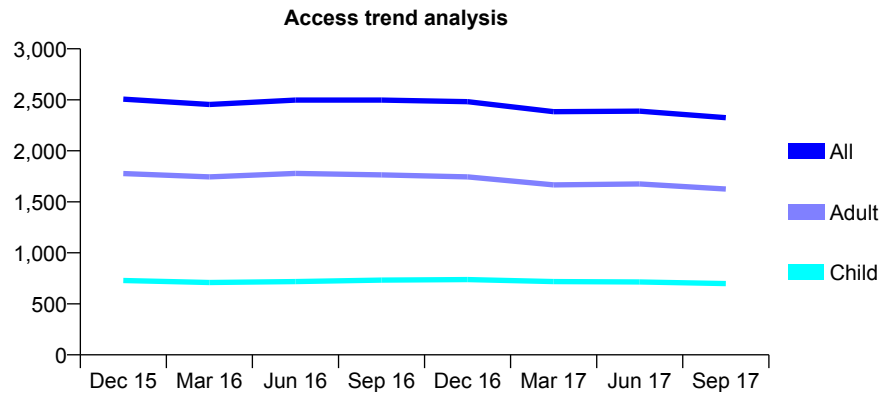
Q46 - Vital Signs At a Glance Contract Report for 860441/0001 - September 2017

Name or company name	Deansgate Dental
Contract type name	GDS Contract
Purpose of contract	General
Contract start date	21/10/2011
Contract end date	

17/18 Contracted general activity (UDA)	9,756
Carry forward general activity (UDA)	0
17/18 Contracted orthodontic activity (UOA)	0
Carry forward orthodontic activity (UOA)	0
Baseline contract value	£280,215.20

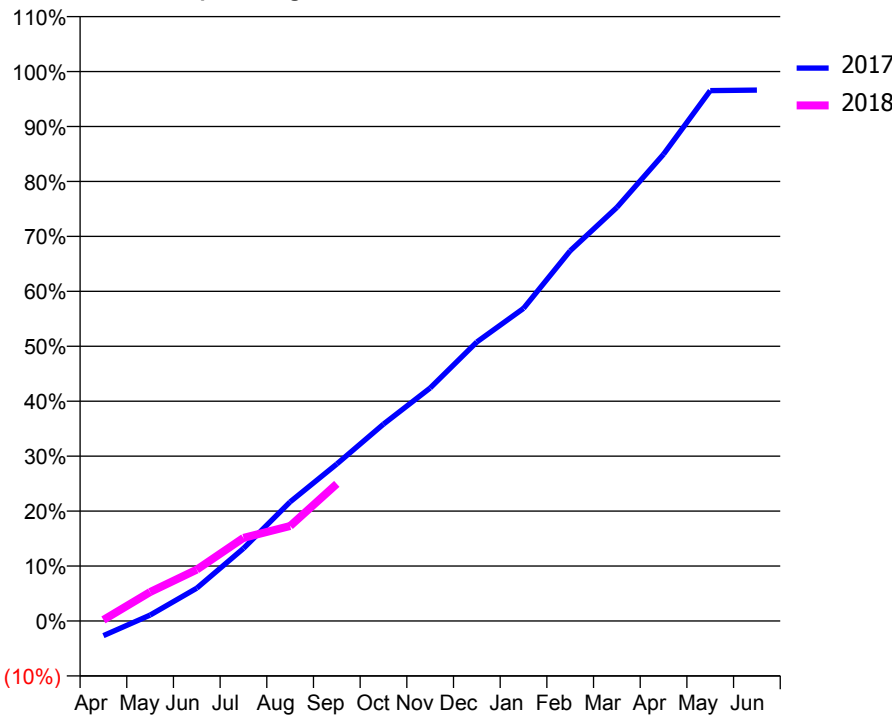
ACCESS*

Patients seen in 24 months	Total	Change since previous quarter
Quarter ending September 2016	2,497	
Quarter ending December 2016	2,482	→
Quarter ending March 2017	2,384	↓
Quarter ending June 2017	2,389	→
Quarter ending September 2017	2,325	↓
Variance since September 2016	(6.9%)	↓



ACTIVITY

Cumulative percentage of contracted UDA delivered 2017 & 2018



Month	Adjusted Scheduled Activity (UDA)	
	2017	2018
April	-262	21
May	105	515
June	584	913
July	1,289	1,476
August	2,115	1,686
September	2,787	2,434
October	3,495	
November	4,138	
December	4,953	
January	5,551	
February	6,572	
March	7,342	
April	8,287	
May	9,417	
June	9,426	

QUALITY

	Quantity	Base Number	Contract	AT	Region	England
% of FP17s for the same patient ID Re-attending within 3 months - Children	54	426	12.7%	12.3%	12.8%	11.9%
% of FP17s for the same patient ID Re-attending within 3 months - Adults	203	1,123	18.1%	16.9%	16.5%	15.9%
% of FP17s for the same patient ID Re-attending between 3 & 9 months - Children	245	426	57.5%	57.6%	59.7%	58.1%
% of FP17s for the same patient ID Re-attending between 3 & 9 months - Adults	607	1,123	54.1%	50.8%	53.0%	50.6%
% of FP17s for Band 1 Urgent Courses	106	994	10.7%	10.4%	9.2%	9.1%
% of FP17s Relating to Free Repair or Replacements	16	994	1.6%	0.9%	1.0%	0.8%
% of FP17s Relating to Continuations	0	994	0.0%	1.1%	1.2%	1.1%
% of Patients satisfied with the dentistry they have received	0	0	N/A	91.1%	91.6%	91.4%
% of Patients satisfied with the time they had to wait for an appointment	0	0	N/A	87.5%	88.1%	87.7%

* This is based on patients treated on this contract for their most recent course of treatment. Figures in italics indicate the base number of FP17s or Patient Questionnaire responses are less than 100. N/A is shown where the base number of responses is less than 10 during the period. % is calculated as Quantity/Base number*100

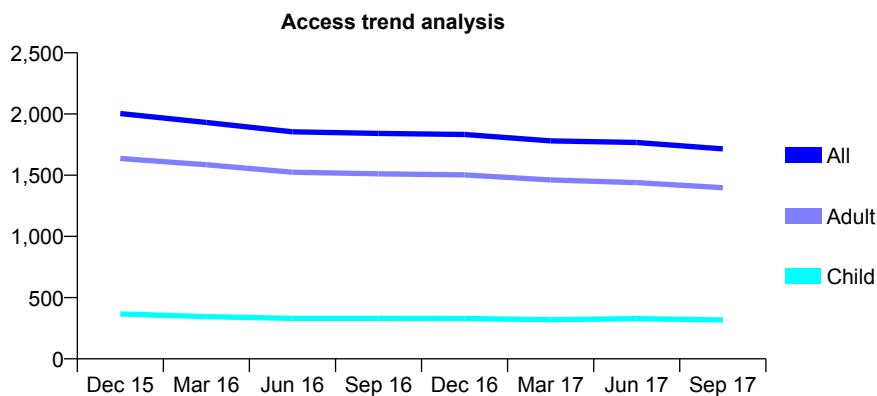
Q46 - Vital Signs At a Glance Contract Report for 867128/0001 - September 2017

Name or company name	MRS A PATIL
Contract type name	GDS Contract
Purpose of contract	General
Contract start date	01/10/2013
Contract end date	

17/18 Contracted general activity (UDA)	6,207
Carry forward general activity (UDA)	0
17/18 Contracted orthodontic activity (UOA)	0
Carry forward orthodontic activity (UOA)	0
Baseline contract value	£198,254.04

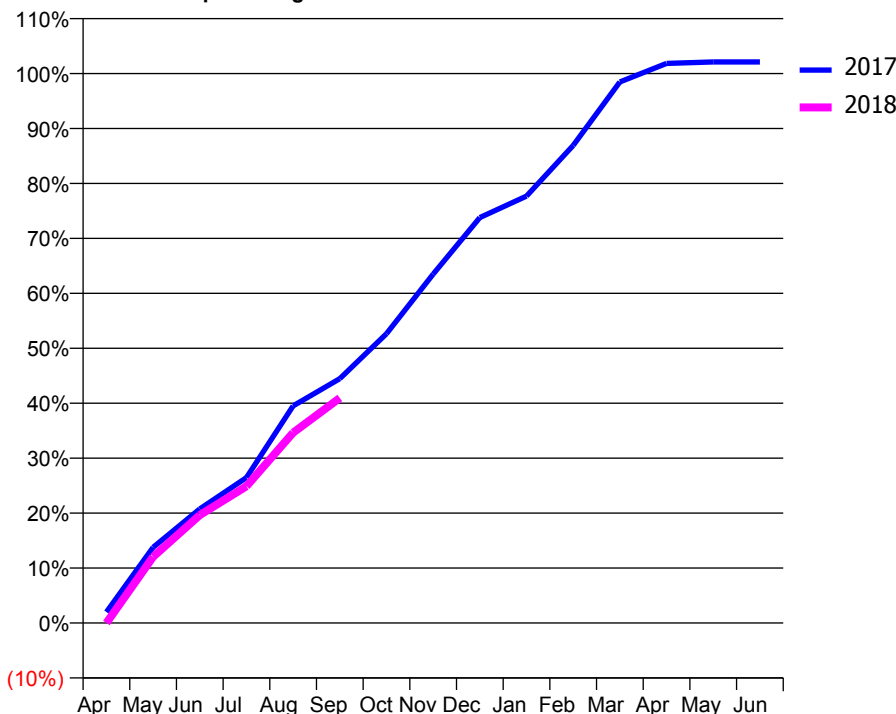
ACCESS*

Patients seen in 24 months	Total	Change since previous quarter
Quarter ending September 2016	1,842	
Quarter ending December 2016	1,833	→
Quarter ending March 2017	1,781	↓
Quarter ending June 2017	1,767	→
Quarter ending September 2017	1,715	↓
Variance since September 2016	(6.9%)	↓



ACTIVITY

Cumulative percentage of contracted UDA delivered 2017 & 2018



Month	Adjusted Scheduled Activity (UDA)	
	2017	2018
April	124	0
May	855	748
June	1,288	1,219
July	1,643	1,544
August	2,453	2,150
September	2,760	2,542
October	3,268	
November	3,940	
December	4,580	
January	4,822	
February	5,395	
March	6,112	
April	6,321	
May	6,337	
June	6,337	

QUALITY

	Quantity	Base Number	Contract	AT	Region	England
% of FP17s for the same patient ID Re-attending within 3 months - Children	13	262	5.0%	12.3%	12.8%	11.9%
% of FP17s for the same patient ID Re-attending within 3 months - Adults	125	1,042	12.0%	16.9%	16.5%	15.9%
% of FP17s for the same patient ID Re-attending between 3 & 9 months - Children	193	262	73.7%	57.6%	59.7%	58.1%
% of FP17s for the same patient ID Re-attending between 3 & 9 months - Adults	666	1,042	63.9%	50.8%	53.0%	50.6%
% of FP17s for Band 1 Urgent Courses	105	1,207	8.7%	10.4%	9.2%	9.1%
% of FP17s Relating to Free Repair or Replacements	22	1,207	1.8%	0.9%	1.0%	0.8%
% of FP17s Relating to Continuations	6	1,207	0.5%	1.1%	1.2%	1.1%
% of Patients satisfied with the dentistry they have received	2	2	N/A	91.1%	91.6%	91.4%
% of Patients satisfied with the time they had to wait for an appointment	2	2	N/A	87.5%	88.1%	87.7%

* This is based on patients treated on this contract for their most recent course of treatment. Figures in italics indicate the base number of FP17s or Patient Questionnaire responses are less than 100. N/A is shown where the base number of responses is less than 10 during the period. % is calculated as Quantity/Base number*100

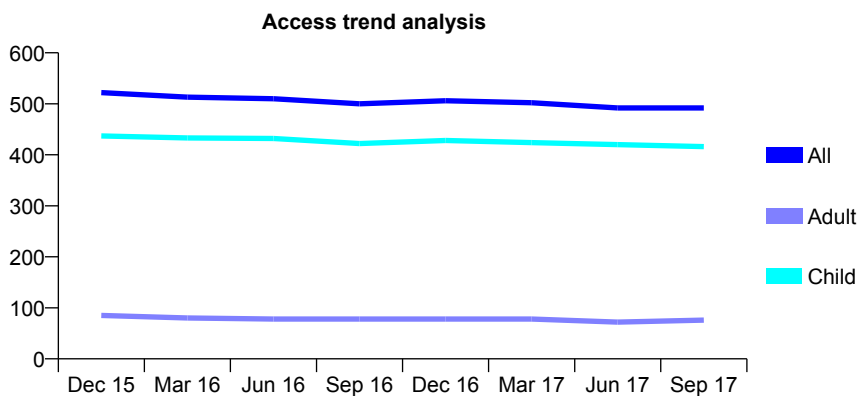
Q46 - Vital Signs At a Glance Contract Report for 869651/0001 - September 2017

Name or company name	Parkfield Dental Practice
Contract type name	GDS Contract
Purpose of contract	General
Contract start date	01/04/2006
Contract end date	

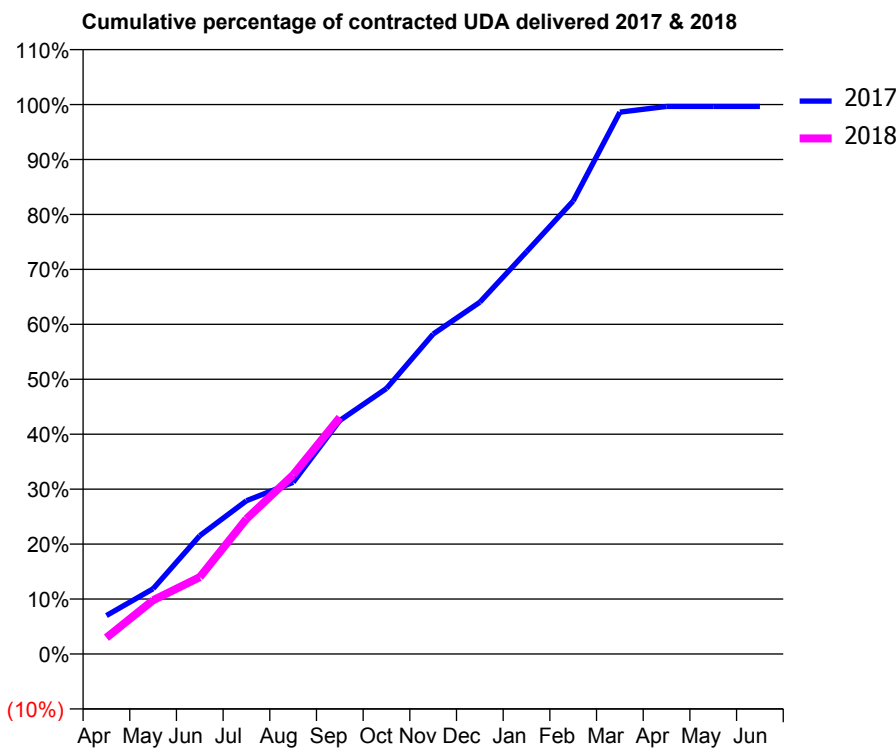
17/18 Contracted general activity (UDA)	1,147
Carry forward general activity (UDA)	0
17/18 Contracted orthodontic activity (UOA)	0
Carry forward orthodontic activity (UOA)	0
Baseline contract value	£24,878.35

ACCESS*

Patients seen in 24 months	Total	Change since previous quarter
Quarter ending September 2016	500	
Quarter ending December 2016	506	→
Quarter ending March 2017	502	→
Quarter ending June 2017	492	↓
Quarter ending September 2017	492	→
Variance since September 2016	(1.6%)	↓



ACTIVITY



Month	Adjusted Scheduled Activity (UDA)	
	2017	2018
April	80	34
May	136	112
June	247	161
July	320	282
August	358	374
September	487	494
October	554	
November	668	
December	734	
January	840	
February	946	
March	1,131	
April	1,143	
May	1,143	
June	1,143	

QUALITY

	Quantity	Base Number	Contract	AT	Region	England
% of FP17s for the same patient ID Re-attending within 3 months - Children	16	334	4.8%	12.3%	12.8%	11.9%
% of FP17s for the same patient ID Re-attending within 3 months - Adults	5	31	16.1%	16.9%	16.5%	15.9%
% of FP17s for the same patient ID Re-attending between 3 & 9 months - Children	228	334	68.3%	57.6%	59.7%	58.1%
% of FP17s for the same patient ID Re-attending between 3 & 9 months - Adults	14	31	45.2%	50.8%	53.0%	50.6%
% of FP17s for Band 1 Urgent Courses	5	352	1.4%	10.4%	9.2%	9.1%
% of FP17s Relating to Free Repair or Replacements	0	352	0.0%	0.9%	1.0%	0.8%
% of FP17s Relating to Continuations	0	352	0.0%	1.1%	1.2%	1.1%
% of Patients satisfied with the dentistry they have received	0	0	N/A	91.1%	91.6%	91.4%
% of Patients satisfied with the time they had to wait for an appointment	0	0	N/A	87.5%	88.1%	87.7%

* This is based on patients treated on this contract for their most recent course of treatment. Figures in italics indicate the base number of FP17s or Patient Questionnaire responses are less than 100. N/A is shown where the base number of responses is less than 10 during the period. % is calculated as Quantity/Base number*100

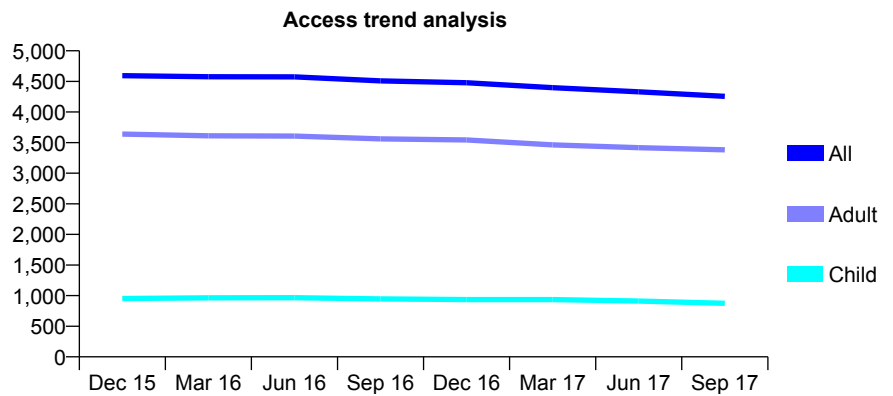
Q46 - Vital Signs At a Glance Contract Report for 869813/0001 - September 2017

Name or company name	MR GJ FIELDING
Contract type name	GDS Contract
Purpose of contract	General
Contract start date	01/04/2006
Contract end date	

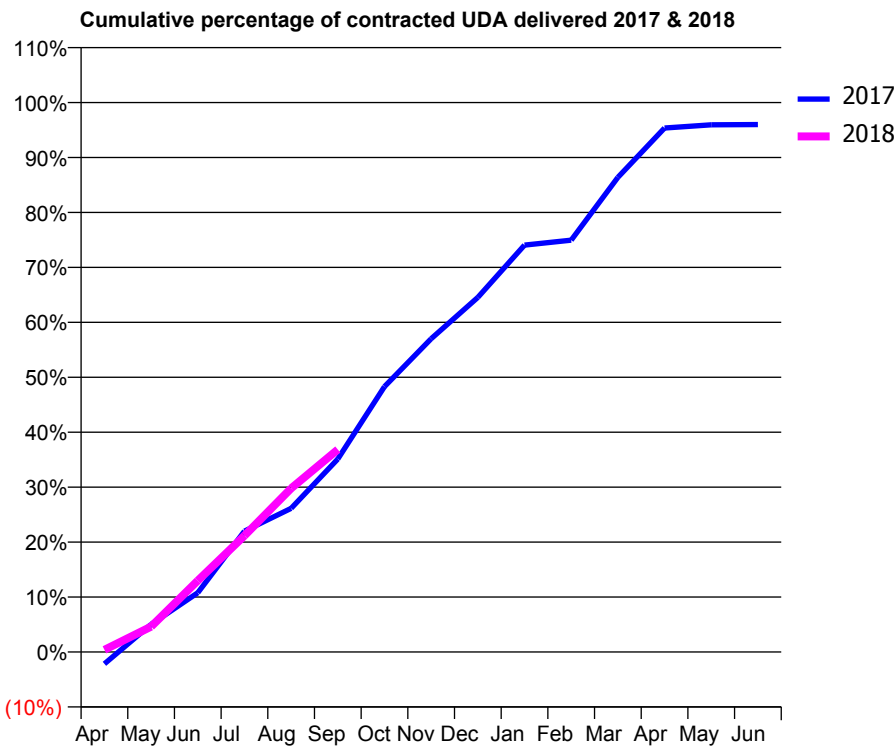
17/18 Contracted general activity (UDA)	9,002
Carry forward general activity (UDA)	0
17/18 Contracted orthodontic activity (UOA)	0
Carry forward orthodontic activity (UOA)	0
Baseline contract value	£226,556.96

ACCESS*

Patients seen in 24 months	Total	Change since previous quarter
Quarter ending September 2016	4,508	
Quarter ending December 2016	4,479	→
Quarter ending March 2017	4,398	↓
Quarter ending June 2017	4,330	↓
Quarter ending September 2017	4,257	↓
Variance since September 2016	(5.6%)	↓



ACTIVITY



Month	Adjusted Scheduled Activity (UDA)	
	2017	2018
April	-197	35
May	452	417
June	970	1,170
July	1,979	1,906
August	2,355	2,682
September	3,163	3,317
October	4,349	
November	5,132	
December	5,810	
January	6,666	
February	6,748	
March	7,775	
April	8,584	
May	8,637	
June	8,641	

QUALITY

	Quantity	Base Number	Contract	AT	Region	England
% of FP17s for the same patient ID Re-attending within 3 months - Children	13	528	2.5%	12.3%	12.8%	11.9%
% of FP17s for the same patient ID Re-attending within 3 months - Adults	217	1,845	11.8%	16.9%	16.5%	15.9%
% of FP17s for the same patient ID Re-attending between 3 & 9 months - Children	303	528	57.4%	57.6%	59.7%	58.1%
% of FP17s for the same patient ID Re-attending between 3 & 9 months - Adults	731	1,845	39.6%	50.8%	53.0%	50.6%
% of FP17s for Band 1 Urgent Courses	222	1,932	11.5%	10.4%	9.2%	9.1%
% of FP17s Relating to Free Repair or Replacements	8	1,932	0.4%	0.9%	1.0%	0.8%
% of FP17s Relating to Continuations	11	1,932	0.6%	1.1%	1.2%	1.1%
% of Patients satisfied with the dentistry they have received	1	1	N/A	91.1%	91.6%	91.4%
% of Patients satisfied with the time they had to wait for an appointment	1	1	N/A	87.5%	88.1%	87.7%

* This is based on patients treated on this contract for their most recent course of treatment. Figures in italics indicate the base number of FP17s or Patient Questionnaire responses are less than 100. N/A is shown where the base number of responses is less than 10 during the period. % is calculated as Quantity/Base number*100

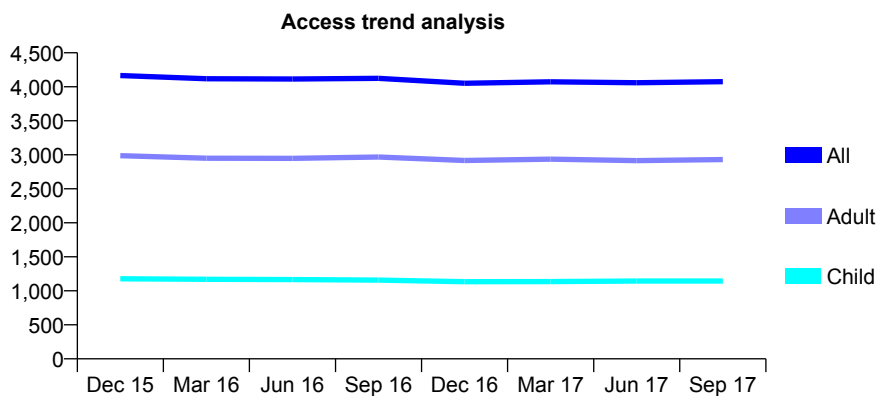
Q46 - Vital Signs At a Glance Contract Report for 886483/0001 - September 2017

Name or company name	MR S HAFIZ
Contract type name	GDS Contract
Purpose of contract	General
Contract start date	01/04/2012
Contract end date	

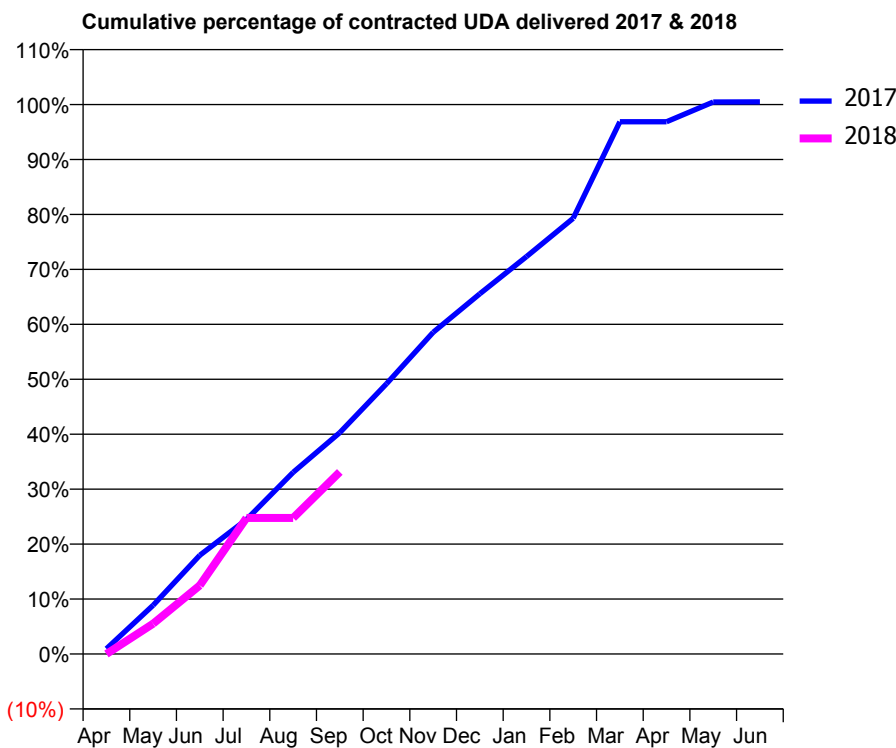
17/18 Contracted general activity (UDA)	11,970
Carry forward general activity (UDA)	0
17/18 Contracted orthodontic activity (UOA)	0
Carry forward orthodontic activity (UOA)	0
Baseline contract value	£397,719.89

ACCESS*

Patients seen in 24 months	Total	Change since previous quarter
Quarter ending September 2016	4,125	
Quarter ending December 2016	4,051	↓
Quarter ending March 2017	4,073	→
Quarter ending June 2017	4,059	→
Quarter ending September 2017	4,075	→
Variance since September 2016	(1.2%)	↓



ACTIVITY



Month	Adjusted Scheduled Activity (UDA)	
	2017	2018
April	116	0
May	1,062	662
June	2,152	1,495
July	2,931	2,963
August	3,957	2,963
September	4,822	3,965
October	5,888	
November	7,008	
December	7,847	
January	8,656	
February	9,490	
March	11,594	
April	11,594	
May	12,025	
June	12,028	

QUALITY

	Quantity	Base Number	Contract	AT	Region	England
% of FP17s for the same patient ID Re-attending within 3 months - Children	34	569	6.0%	12.3%	12.8%	11.9%
% of FP17s for the same patient ID Re-attending within 3 months - Adults	112	1,417	7.9%	16.9%	16.5%	15.9%
% of FP17s for the same patient ID Re-attending between 3 & 9 months - Children	253	569	44.5%	57.6%	59.7%	58.1%
% of FP17s for the same patient ID Re-attending between 3 & 9 months - Adults	670	1,417	47.3%	50.8%	53.0%	50.6%
% of FP17s for Band 1 Urgent Courses	85	1,798	4.7%	10.4%	9.2%	9.1%
% of FP17s Relating to Free Repair or Replacements	1	1,798	0.1%	0.9%	1.0%	0.8%
% of FP17s Relating to Continuations	8	1,798	0.4%	1.1%	1.2%	1.1%
% of Patients satisfied with the dentistry they have received	2	3	N/A	91.1%	91.6%	91.4%
% of Patients satisfied with the time they had to wait for an appointment	2	3	N/A	87.5%	88.1%	87.7%

* This is based on patients treated on this contract for their most recent course of treatment. Figures in italics indicate the base number of FP17s or Patient Questionnaire responses are less than 100. N/A is shown where the base number of responses is less than 10 during the period. % is calculated as Quantity/Base number*100

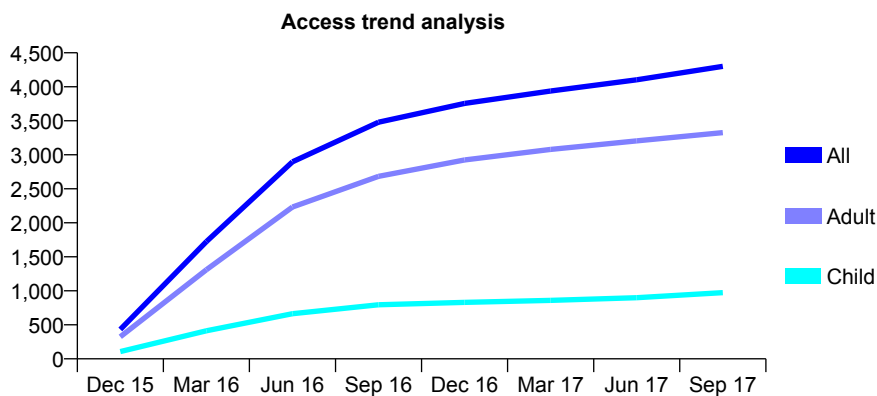
Q46 - Vital Signs At a Glance Contract Report for 897515/0001 - September 2017

Name or company name	MR SW LAI
Contract type name	GDS Contract
Purpose of contract	General
Contract start date	01/12/2015
Contract end date	

17/18 Contracted general activity (UDA)	13,768
Carry forward general activity (UDA)	0
17/18 Contracted orthodontic activity (UOA)	0
Carry forward orthodontic activity (UOA)	0
Baseline contract value	£345,139.27

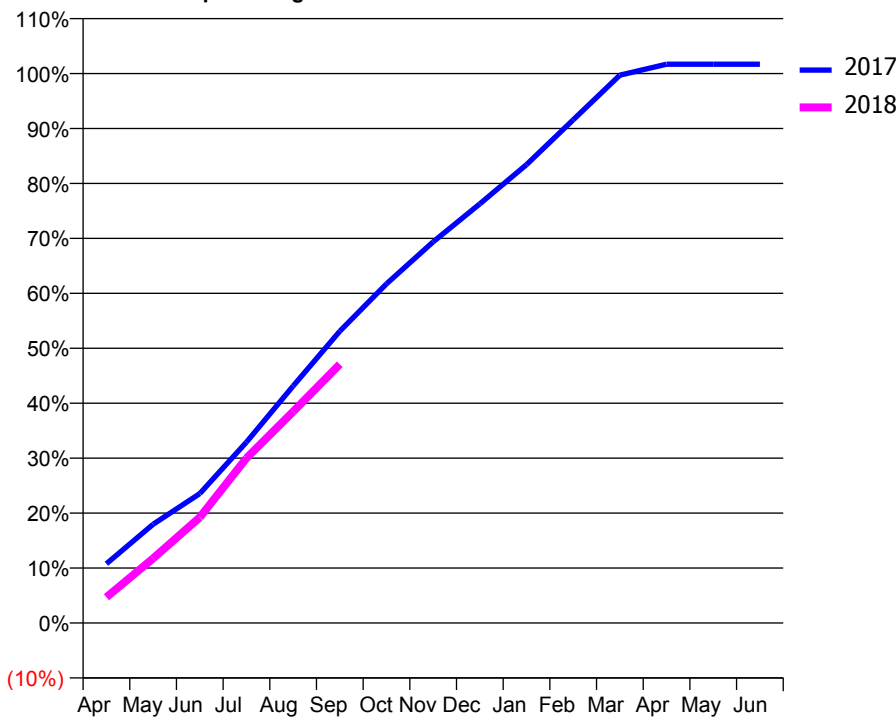
ACCESS*

Patients seen in 24 months	Total	Change since previous quarter
Quarter ending September 2016	3,480	
Quarter ending December 2016	3,755	↑
Quarter ending March 2017	3,939	↑
Quarter ending June 2017	4,103	↑
Quarter ending September 2017	4,300	↑
Variance since September 2016	23.6%	↑



ACTIVITY

Cumulative percentage of contracted UDA delivered 2017 & 2018



Adjusted Scheduled Activity (UDA)

Month	2017	2018
April	1,484	645
May	2,473	1,619
June	3,242	2,646
July	4,533	4,132
August	5,937	5,296
September	7,312	6,484
October	8,498	
November	9,551	
December	10,502	
January	11,487	
February	12,608	
March	13,727	
April	14,001	
May	14,002	
June	14,002	

QUALITY

	Quantity	Base Number	Contract	AT	Region	England
% of FP17s for the same patient ID Re-attending within 3 months - Children	62	881	7.0%	12.3%	12.8%	11.9%
% of FP17s for the same patient ID Re-attending within 3 months - Adults	333	2,801	11.9%	16.9%	16.5%	15.9%
% of FP17s for the same patient ID Re-attending between 3 & 9 months - Children	523	881	59.4%	57.6%	59.7%	58.1%
% of FP17s for the same patient ID Re-attending between 3 & 9 months - Adults	1,755	2,801	62.7%	50.8%	53.0%	50.6%
% of FP17s for Band 1 Urgent Courses	141	3,526	4.0%	10.4%	9.2%	9.1%
% of FP17s Relating to Free Repair or Replacements	25	3,526	0.7%	0.9%	1.0%	0.8%
% of FP17s Relating to Continuations	17	3,526	0.5%	1.1%	1.2%	1.1%
% of Patients satisfied with the dentistry they have received	9	10	90.0%	91.1%	91.6%	91.4%
% of Patients satisfied with the time they had to wait for an appointment	8	10	80.0%	87.5%	88.1%	87.7%

* This is based on patients treated on this contract for their most recent course of treatment. Figures in italics indicate the base number of FP17s or Patient Questionnaire responses are less than 100. N/A is shown where the base number of responses is less than 10 during the period. % is calculated as Quantity/Base number*100

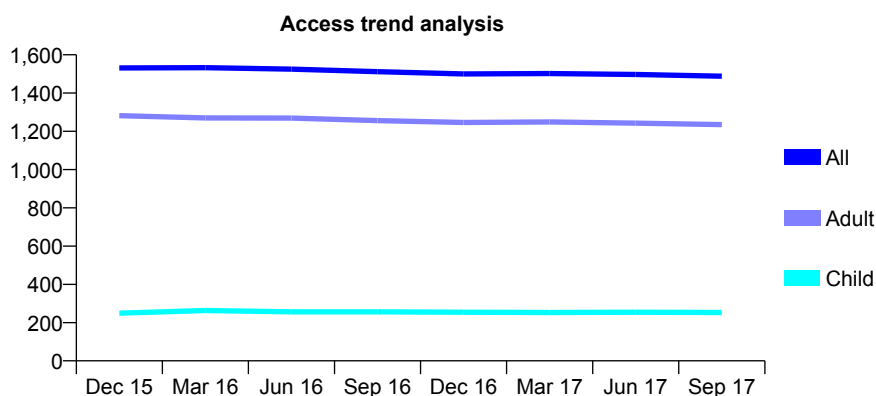
Q46 - Vital Signs At a Glance Contract Report for 898457/0002 - September 2017

Name or company name	MR ND MCLEAN
Contract type name	GDS Contract
Purpose of contract	General
Contract start date	01/04/2006
Contract end date	

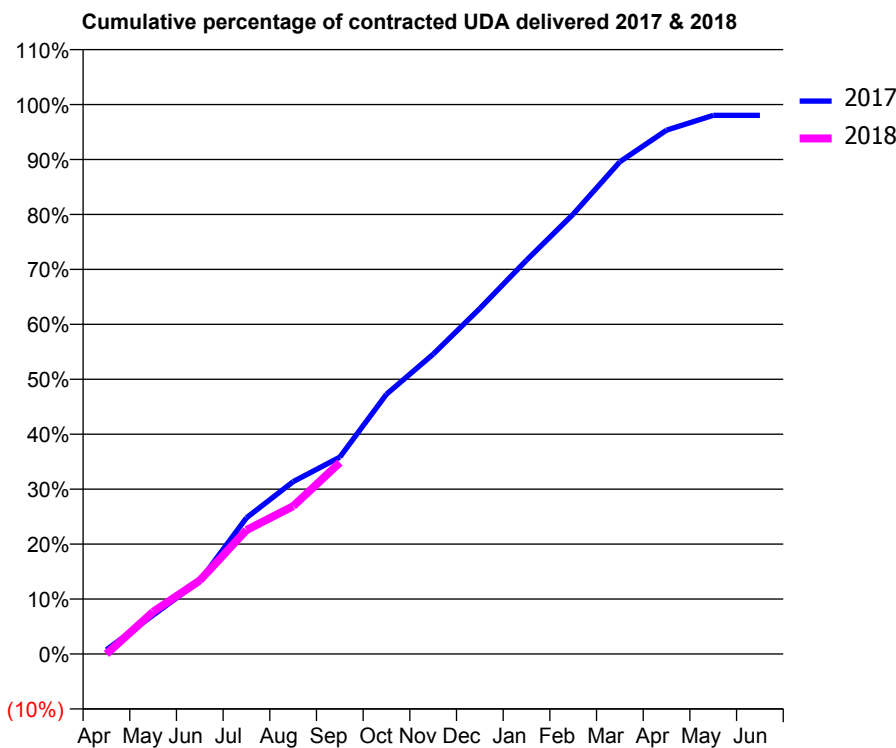
17/18 Contracted general activity (UDA)	5,215
Carry forward general activity (UDA)	0
17/18 Contracted orthodontic activity (UOA)	0
Carry forward orthodontic activity (UOA)	0
Baseline contract value	£128,945.83

ACCESS*

Patients seen in 24 months	Total	Change since previous quarter
Quarter ending September 2016	1,512	
Quarter ending December 2016	1,500	→
Quarter ending March 2017	1,502	→
Quarter ending June 2017	1,497	→
Quarter ending September 2017	1,488	→
Variance since September 2016	(1.6%)	↓



ACTIVITY



Month	Adjusted Scheduled Activity (UDA)	
	2017	2018
April	40	1
May	369	401
June	694	698
July	1,292	1,177
August	1,636	1,403
September	1,869	1,817
October	2,466	
November	2,846	
December	3,280	
January	3,738	
February	4,175	
March	4,672	
April	4,972	
May	5,112	
June	5,112	

QUALITY

	Quantity	Base Number	Contract	AT	Region	England
% of FP17s for the same patient ID Re-attending within 3 months - Children	11	202	5.4%	12.3%	12.8%	11.9%
% of FP17s for the same patient ID Re-attending within 3 months - Adults	239	1,074	22.3%	16.9%	16.5%	15.9%
% of FP17s for the same patient ID Re-attending between 3 & 9 months - Children	149	202	73.8%	57.6%	59.7%	58.1%
% of FP17s for the same patient ID Re-attending between 3 & 9 months - Adults	671	1,074	62.5%	50.8%	53.0%	50.6%
% of FP17s for Band 1 Urgent Courses	186	1,072	17.4%	10.4%	9.2%	9.1%
% of FP17s Relating to Free Repair or Replacements	48	1,072	4.5%	0.9%	1.0%	0.8%
% of FP17s Relating to Continuations	10	1,072	0.9%	1.1%	1.2%	1.1%
% of Patients satisfied with the dentistry they have received	9	9	N/A	91.1%	91.6%	91.4%
% of Patients satisfied with the time they had to wait for an appointment	9	9	N/A	87.5%	88.1%	87.7%

* This is based on patients treated on this contract for their most recent course of treatment. Figures in italics indicate the base number of FP17s or Patient Questionnaire responses are less than 100. N/A is shown where the base number of responses is less than 10 during the period. % is calculated as Quantity/Base number*100

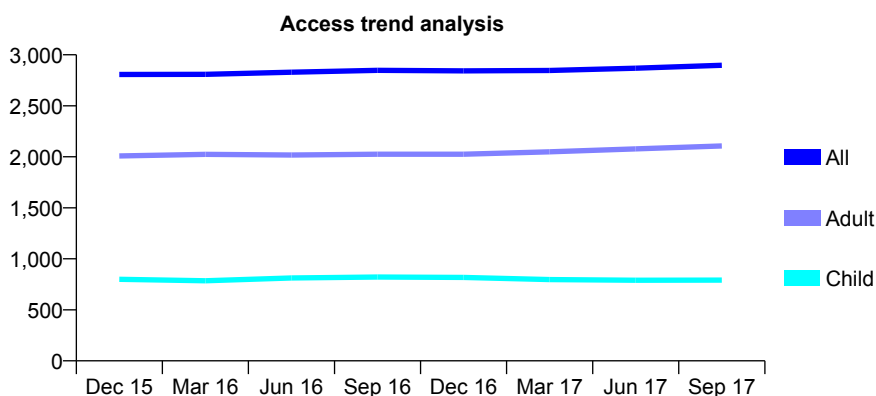
Q46 - Vital Signs At a Glance Contract Report for 907359/0001 - September 2017

Name or company name	MR MP GEORGESON
Contract type name	GDS Contract
Purpose of contract	General and Orthodontic
Contract start date	01/04/2006
Contract end date	

17/18 Contracted general activity (UDA)	8,950
Carry forward general activity (UDA)	-63
17/18 Contracted orthodontic activity (UOA)	1,361
Carry forward orthodontic activity (UOA)	-27
Baseline contract value	£297,817.57

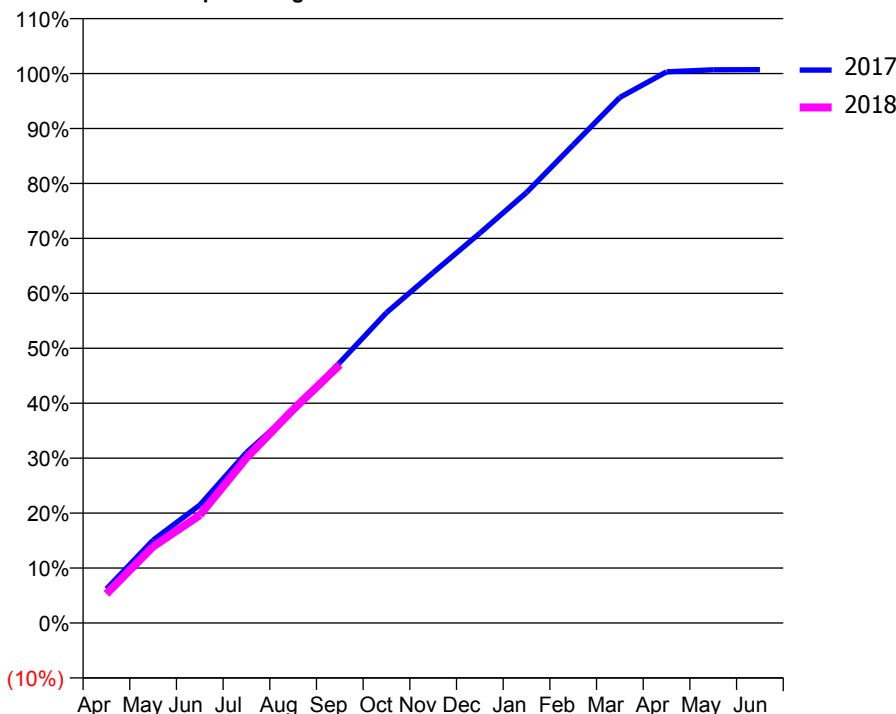
ACCESS*

Patients seen in 24 months	Total	Change since previous quarter
Quarter ending September 2016	2,848	
Quarter ending December 2016	2,843	→
Quarter ending March 2017	2,846	→
Quarter ending June 2017	2,868	→
Quarter ending September 2017	2,897	→
Variance since September 2016	1.7%	→



ACTIVITY

Cumulative percentage of contracted UDA delivered 2017 & 2018



Adjusted Scheduled Activity (UDA)

Month	2017	2018
April	554	475
May	1,351	1,245
June	1,920	1,756
July	2,777	2,690
August	3,456	3,476
September	4,244	4,206
October	5,055	
November	5,706	
December	6,349	
January	7,012	
February	7,786	
March	8,561	
April	8,978	
May	9,010	
June	9,013	

QUALITY

	Quantity	Base Number	Contract	AT	Region	England
% of FP17s for the same patient ID Re-attending within 3 months - Children	66	646	10.2%	12.3%	12.8%	11.9%
% of FP17s for the same patient ID Re-attending within 3 months - Adults	312	1,592	19.6%	16.9%	16.5%	15.9%
% of FP17s for the same patient ID Re-attending between 3 & 9 months - Children	319	646	49.4%	57.6%	59.7%	58.1%
% of FP17s for the same patient ID Re-attending between 3 & 9 months - Adults	815	1,592	51.2%	50.8%	53.0%	50.6%
% of FP17s for Band 1 Urgent Courses	206	1,993	10.3%	10.4%	9.2%	9.1%
% of FP17s Relating to Free Repair or Replacements	46	1,993	2.3%	0.9%	1.0%	0.8%
% of FP17s Relating to Continuations	5	1,993	0.3%	1.1%	1.2%	1.1%
% of Patients satisfied with the dentistry they have received	2	2	N/A	91.1%	91.6%	91.4%
% of Patients satisfied with the time they had to wait for an appointment	2	2	N/A	87.5%	88.1%	87.7%

* This is based on patients treated on this contract for their most recent course of treatment. Figures in italics indicate the base number of FP17s or Patient Questionnaire responses are less than 100. N/A is shown where the base number of responses is less than 10 during the period. % is calculated as Quantity/Base number*100

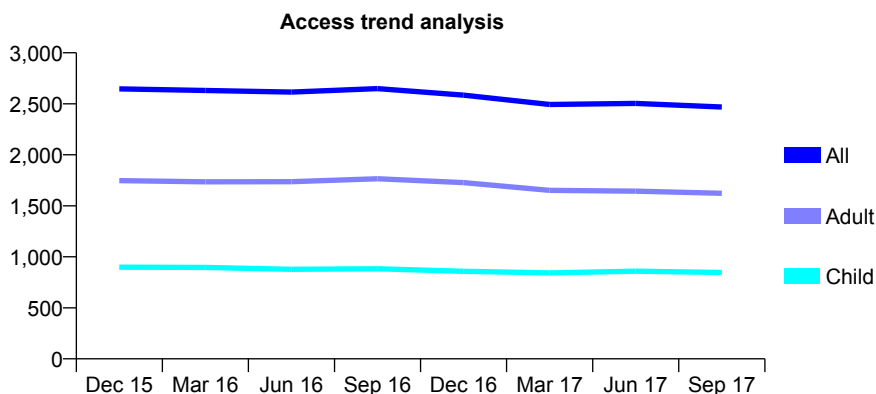
Q46 - Vital Signs At a Glance Contract Report for 908673/0001 - September 2017

Name or company name	DR PV MCCRORY
Contract type name	GDS Contract
Purpose of contract	General
Contract start date	01/04/2006
Contract end date	

17/18 Contracted general activity (UDA)	7,000
Carry forward general activity (UDA)	0
17/18 Contracted orthodontic activity (UOA)	0
Carry forward orthodontic activity (UOA)	0
Baseline contract value	£213,964.02

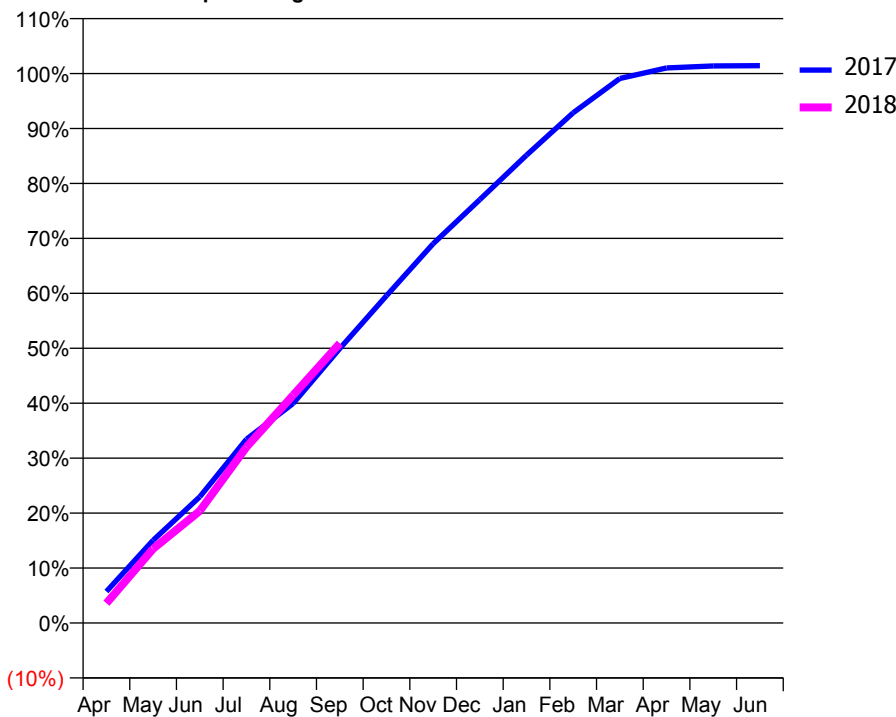
ACCESS*

Patients seen in 24 months	Total	Change since previous quarter
Quarter ending September 2016	2,649	
Quarter ending December 2016	2,585	↓
Quarter ending March 2017	2,493	↓
Quarter ending June 2017	2,504	→
Quarter ending September 2017	2,469	↓
Variance since September 2016	(6.8%)	↓



ACTIVITY

Cumulative percentage of contracted UDA delivered 2017 & 2018



Adjusted Scheduled Activity (UDA)

Month	2017	2018
April	401	253
May	1,055	946
June	1,608	1,428
July	2,342	2,241
August	2,797	2,902
September	3,497	3,564
October	4,170	
November	4,831	
December	5,394	
January	5,961	
February	6,501	
March	6,936	
April	7,070	
May	7,096	
June	7,099	

QUALITY

	Quantity	Base Number	Contract	AT	Region	England
% of FP17s for the same patient ID Re-attending within 3 months - Children	26	640	4.1%	12.3%	12.8%	11.9%
% of FP17s for the same patient ID Re-attending within 3 months - Adults	101	997	10.1%	16.9%	16.5%	15.9%
% of FP17s for the same patient ID Re-attending between 3 & 9 months - Children	391	640	61.1%	57.6%	59.7%	58.1%
% of FP17s for the same patient ID Re-attending between 3 & 9 months - Adults	460	997	46.1%	50.8%	53.0%	50.6%
% of FP17s for Band 1 Urgent Courses	168	1,571	10.7%	10.4%	9.2%	9.1%
% of FP17s Relating to Free Repair or Replacements	4	1,571	0.3%	0.9%	1.0%	0.8%
% of FP17s Relating to Continuations	3	1,571	0.2%	1.1%	1.2%	1.1%
% of Patients satisfied with the dentistry they have received	4	4	N/A	91.1%	91.6%	91.4%
% of Patients satisfied with the time they had to wait for an appointment	4	4	N/A	87.5%	88.1%	87.7%

* This is based on patients treated on this contract for their most recent course of treatment. Figures in italics indicate the base number of FP17s or Patient Questionnaire responses are less than 100. N/A is shown where the base number of responses is less than 10 during the period. % is calculated as Quantity/Base number*100

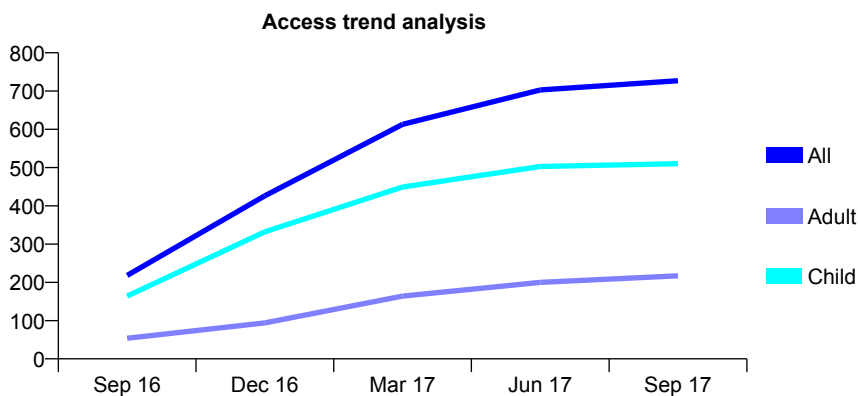
Q46 - Vital Signs At a Glance Contract Report for 909580/0002 - September 2017

Name or company name	P&J Noble Dental Practice
Contract type name	GDS Contract
Purpose of contract	General and Orthodontic
Contract start date	01/04/2007
Contract end date	

17/18 Contracted general activity (UDA)	1,706
Carry forward general activity (UDA)	0
17/18 Contracted orthodontic activity (UOA)	293
Carry forward orthodontic activity (UOA)	0
Baseline contract value	£66,407.32

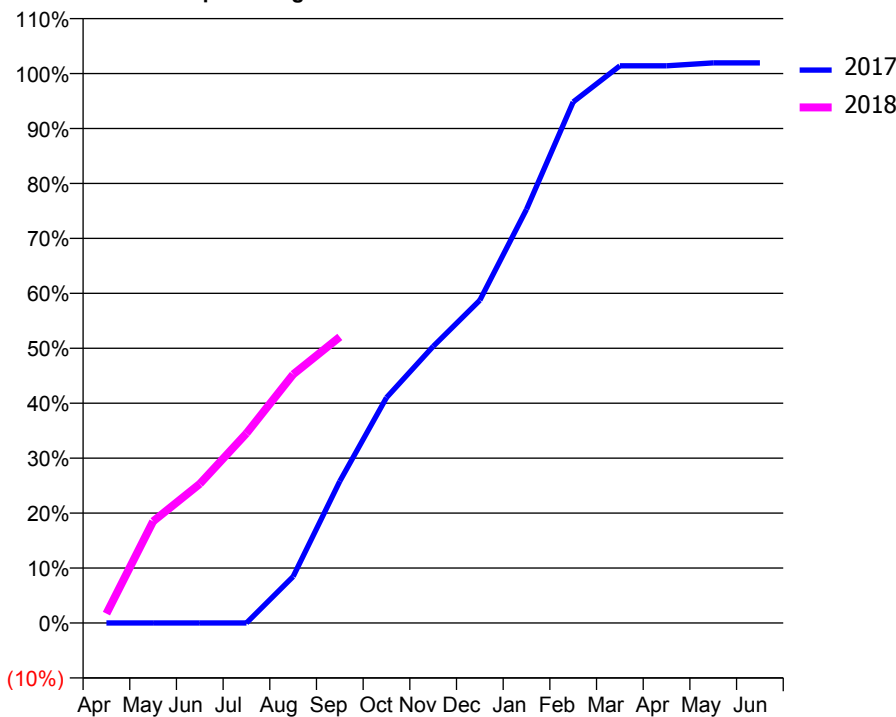
ACCESS*

Patients seen in 24 months	Total	Change since previous quarter
Quarter ending September 2016	218	
Quarter ending December 2016	426	↑
Quarter ending March 2017	613	↑
Quarter ending June 2017	703	↑
Quarter ending September 2017	727	↑
Variance since September 2016	233.5%	↑



ACTIVITY

Cumulative percentage of contracted UDA delivered 2017 & 2018



Month	Adjusted Scheduled Activity (UDA)	
	2017	2018
April	0	29
May	0	316
June	0	432
July	0	589
August	96	772
September	294	888
October	468	
November	574	
December	670	
January	859	
February	1,082	
March	1,157	
April	1,157	
May	1,163	
June	1,163	

QUALITY

	Quantity	Base Number	Contract	AT	Region	England
% of FP17s for the same patient ID Re-attending within 3 months - Children	78	552	14.1%	12.3%	12.8%	11.9%
% of FP17s for the same patient ID Re-attending within 3 months - Adults	5	128	3.9%	16.9%	16.5%	15.9%
% of FP17s for the same patient ID Re-attending between 3 & 9 months - Children	371	552	67.2%	57.6%	59.7%	58.1%
% of FP17s for the same patient ID Re-attending between 3 & 9 months - Adults	78	128	60.9%	50.8%	53.0%	50.6%
% of FP17s for Band 1 Urgent Courses	22	673	3.3%	10.4%	9.2%	9.1%
% of FP17s Relating to Free Repair or Replacements	0	673	0.0%	0.9%	1.0%	0.8%
% of FP17s Relating to Continuations	0	673	0.0%	1.1%	1.2%	1.1%
% of Patients satisfied with the dentistry they have received	0	0	N/A	91.1%	91.6%	91.4%
% of Patients satisfied with the time they had to wait for an appointment	0	0	N/A	87.5%	88.1%	87.7%

* This is based on patients treated on this contract for their most recent course of treatment. Figures in italics indicate the base number of FP17s or Patient Questionnaire responses are less than 100. N/A is shown where the base number of responses is less than 10 during the period. % is calculated as Quantity/Base number*100

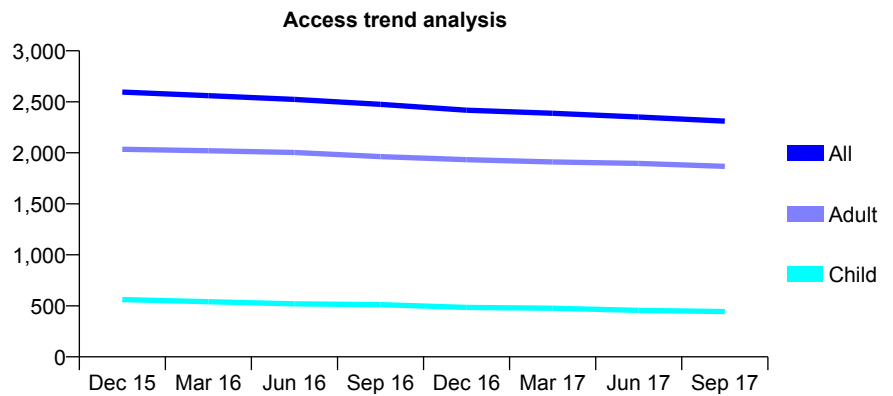
Q46 - Vital Signs At a Glance Contract Report for 910104/0002 - September 2017

Name or company name	MR DJ GRIFFITHS
Contract type name	GDS Contract
Purpose of contract	General
Contract start date	02/01/2007
Contract end date	

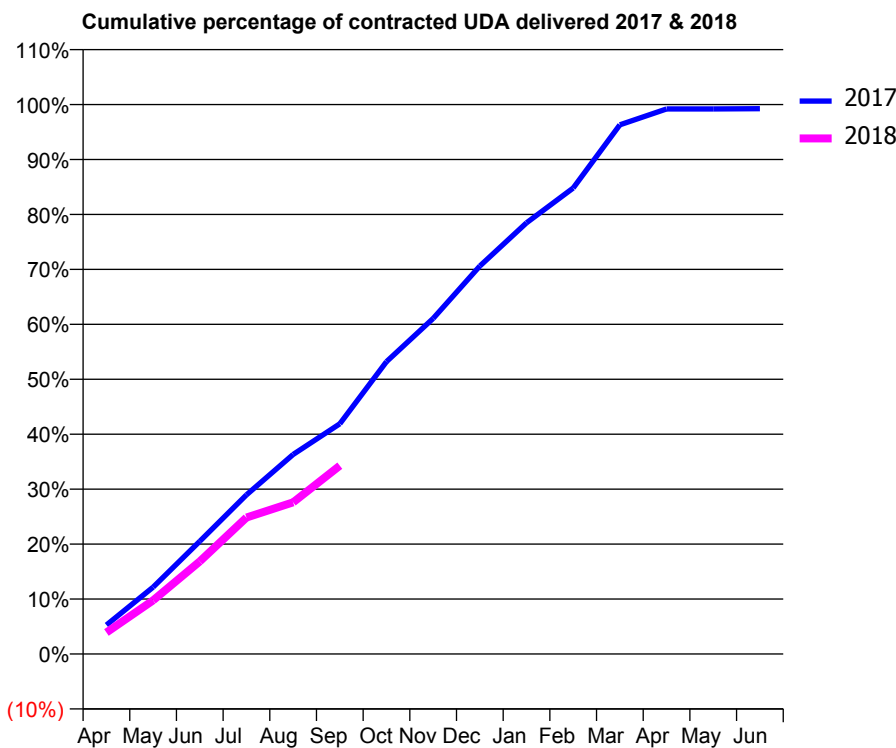
17/18 Contracted general activity (UDA)	8,178
Carry forward general activity (UDA)	0
17/18 Contracted orthodontic activity (UOA)	0
Carry forward orthodontic activity (UOA)	0
Baseline contract value	£178,886.03

ACCESS*

Patients seen in 24 months	Total	Change since previous quarter
Quarter ending September 2016	2,475	
Quarter ending December 2016	2,417	↓
Quarter ending March 2017	2,388	↓
Quarter ending June 2017	2,351	↓
Quarter ending September 2017	2,311	↓
Variance since September 2016	(6.6%)	↓



ACTIVITY



Month	Adjusted Scheduled Activity (UDA)	
	2017	2018
April	431	321
May	995	800
June	1,678	1,377
July	2,368	2,031
August	2,970	2,257
September	3,426	2,804
October	4,352	
November	4,995	
December	5,775	
January	6,418	
February	6,936	
March	7,876	
April	8,111	
May	8,112	
June	8,115	

QUALITY

	Quantity	Base Number	Contract	AT	Region	England
% of FP17s for the same patient ID Re-attending within 3 months - Children	31	351	8.8%	12.3%	12.8%	11.9%
% of FP17s for the same patient ID Re-attending within 3 months - Adults	169	1,242	13.6%	16.9%	16.5%	15.9%
% of FP17s for the same patient ID Re-attending between 3 & 9 months - Children	238	351	67.8%	57.6%	59.7%	58.1%
% of FP17s for the same patient ID Re-attending between 3 & 9 months - Adults	746	1,242	60.1%	50.8%	53.0%	50.6%
% of FP17s for Band 1 Urgent Courses	84	1,477	5.7%	10.4%	9.2%	9.1%
% of FP17s Relating to Free Repair or Replacements	56	1,477	3.8%	0.9%	1.0%	0.8%
% of FP17s Relating to Continuations	9	1,477	0.6%	1.1%	1.2%	1.1%
% of Patients satisfied with the dentistry they have received	7	8	N/A	91.1%	91.6%	91.4%
% of Patients satisfied with the time they had to wait for an appointment	7	8	N/A	87.5%	88.1%	87.7%

* This is based on patients treated on this contract for their most recent course of treatment. Figures in italics indicate the base number of FP17s or Patient Questionnaire responses are less than 100. N/A is shown where the base number of responses is less than 10 during the period. % is calculated as Quantity/Base number*100

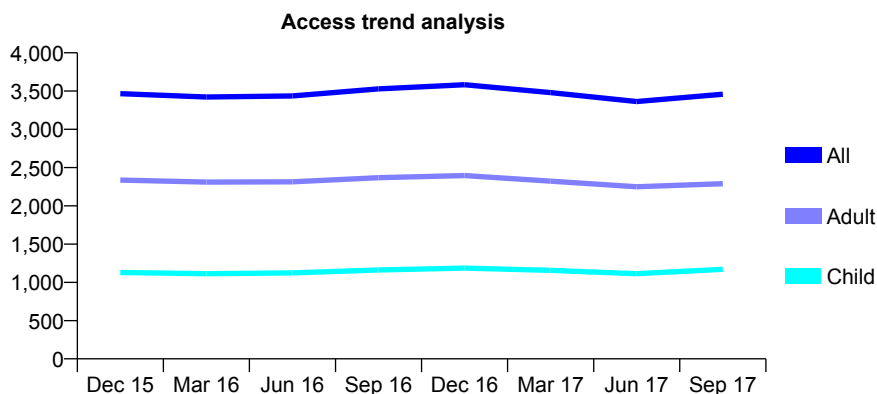
Q46 - Vital Signs At a Glance Contract Report for 910864/0001 - September 2017

Name or company name	MR D END
Contract type name	GDS Contract
Purpose of contract	General and Orthodontic
Contract start date	01/04/2006
Contract end date	

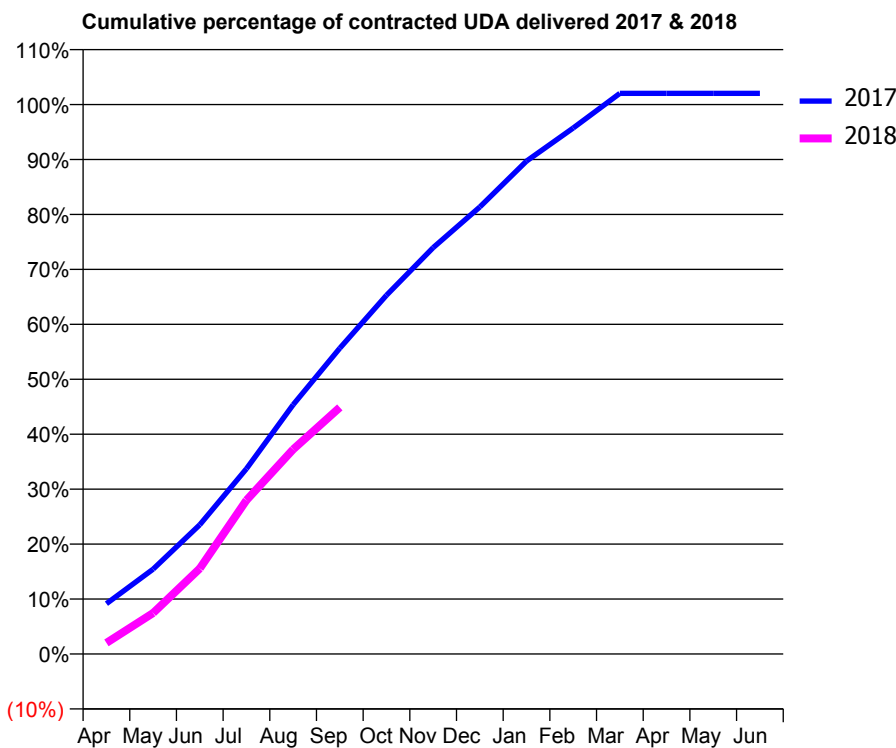
17/18 Contracted general activity (UDA)	9,584
Carry forward general activity (UDA)	-195
17/18 Contracted orthodontic activity (UOA)	400
Carry forward orthodontic activity (UOA)	-8
Baseline contract value	£330,734.26

ACCESS*

Patients seen in 24 months	Total	Change since previous quarter
Quarter ending September 2016	3,529	
Quarter ending December 2016	3,582	→
Quarter ending March 2017	3,480	↓
Quarter ending June 2017	3,363	↓
Quarter ending September 2017	3,459	↑
Variance since September 2016	(2.0%)	↓



ACTIVITY



Month	Adjusted Scheduled Activity (UDA)	
	2017	2018
April	878	195
May	1,480	715
June	2,254	1,492
July	3,231	2,682
August	4,347	3,569
September	5,334	4,302
October	6,257	
November	7,087	
December	7,796	
January	8,597	
February	9,174	
March	9,779	
April	9,779	
May	9,779	
June	9,779	

QUALITY

	Quantity	Base Number	Contract	AT	Region	England
% of FP17s for the same patient ID Re-attending within 3 months - Children	39	566	6.9%	12.3%	12.8%	11.9%
% of FP17s for the same patient ID Re-attending within 3 months - Adults	106	1,076	9.9%	16.9%	16.5%	15.9%
% of FP17s for the same patient ID Re-attending between 3 & 9 months - Children	145	566	25.6%	57.6%	59.7%	58.1%
% of FP17s for the same patient ID Re-attending between 3 & 9 months - Adults	315	1,076	29.3%	50.8%	53.0%	50.6%
% of FP17s for Band 1 Urgent Courses	0	1,618	0.0%	10.4%	9.2%	9.1%
% of FP17s Relating to Free Repair or Replacements	0	1,618	0.0%	0.9%	1.0%	0.8%
% of FP17s Relating to Continuations	9	1,618	0.6%	1.1%	1.2%	1.1%
% of Patients satisfied with the dentistry they have received	2	2	N/A	91.1%	91.6%	91.4%
% of Patients satisfied with the time they had to wait for an appointment	2	2	N/A	87.5%	88.1%	87.7%

* This is based on patients treated on this contract for their most recent course of treatment. Figures in italics indicate the base number of FP17s or Patient Questionnaire responses are less than 100. N/A is shown where the base number of responses is less than 10 during the period. % is calculated as Quantity/Base number*100

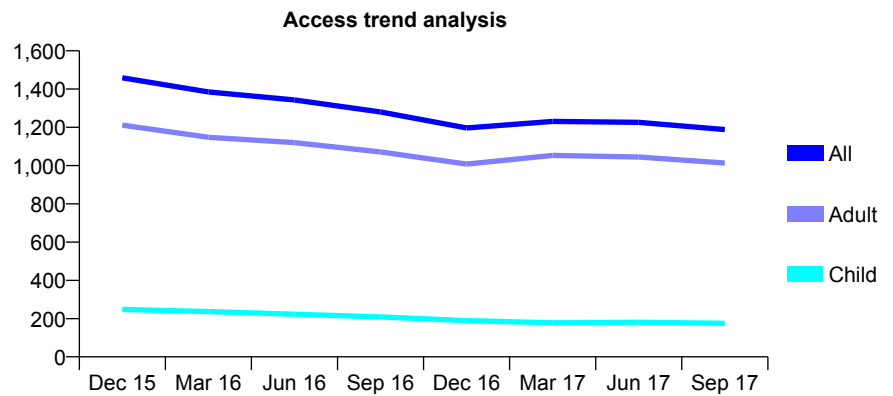
Q46 - Vital Signs At a Glance Contract Report for 913995/0001 - September 2017

Name or company name	MR JJ KEAVNEY
Contract type name	GDS Contract
Purpose of contract	General
Contract start date	01/04/2006
Contract end date	

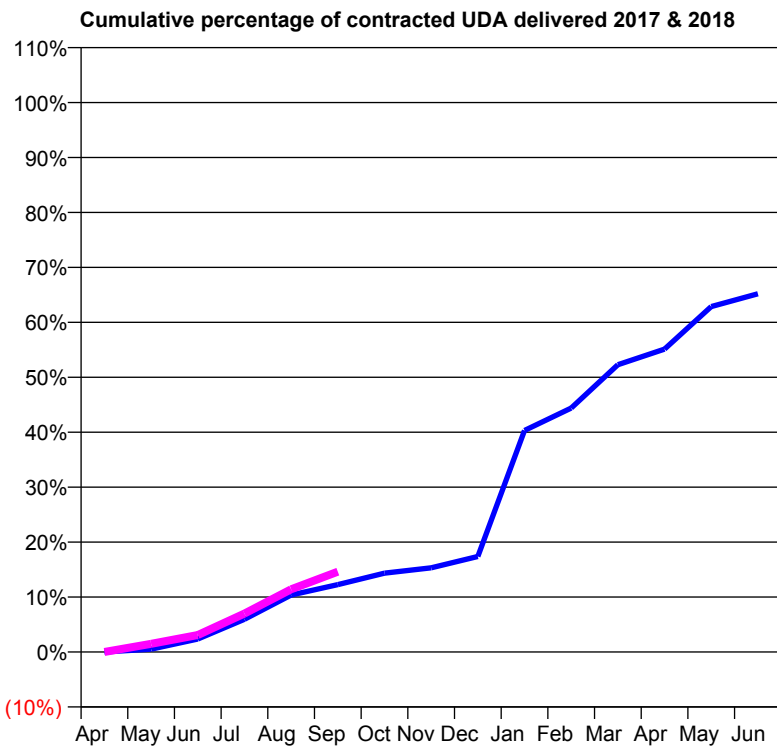
17/18 Contracted general activity (UDA)	7,018
Carry forward general activity (UDA)	0
17/18 Contracted orthodontic activity (UOA)	0
Carry forward orthodontic activity (UOA)	0
Baseline contract value	£231,545.02

ACCESS*

Patients seen in 24 months	Total	Change since previous quarter
Quarter ending September 2016	1,280	
Quarter ending December 2016	1,197	↓
Quarter ending March 2017	1,231	↑
Quarter ending June 2017	1,226	→
Quarter ending September 2017	1,188	↓
Variance since September 2016	(7.2%)	↓



ACTIVITY



Month	Adjusted Scheduled Activity (UDA)	
	2017	2018
April	1	0
May	37	105
June	165	217
July	418	491
August	727	802
September	862	1,026
October	1,007	
November	1,076	
December	1,221	
January	2,829	
February	3,116	
March	3,670	
April	3,869	
May	4,412	
June	4,575	

QUALITY

	Quantity	Base Number	Contract	AT	Region	England
% of FP17s for the same patient ID Re-attending within 3 months - Children	9	112	8.0%	12.3%	12.8%	11.9%
% of FP17s for the same patient ID Re-attending within 3 months - Adults	139	621	22.4%	16.9%	16.5%	15.9%
% of FP17s for the same patient ID Re-attending between 3 & 9 months - Children	53	112	47.3%	57.6%	59.7%	58.1%
% of FP17s for the same patient ID Re-attending between 3 & 9 months - Adults	305	621	49.1%	50.8%	53.0%	50.6%
% of FP17s for Band 1 Urgent Courses	44	488	9.0%	10.4%	9.2%	9.1%
% of FP17s Relating to Free Repair or Replacements	10	488	2.0%	0.9%	1.0%	0.8%
% of FP17s Relating to Continuations	11	488	2.3%	1.1%	1.2%	1.1%
% of Patients satisfied with the dentistry they have received	0	0	N/A	91.1%	91.6%	91.4%
% of Patients satisfied with the time they had to wait for an appointment	0	0	N/A	87.5%	88.1%	87.7%

* This is based on patients treated on this contract for their most recent course of treatment. Figures in italics indicate the base number of FP17s or Patient Questionnaire responses are less than 100. N/A is shown where the base number of responses is less than 10 during the period. % is calculated as Quantity/Base number*100

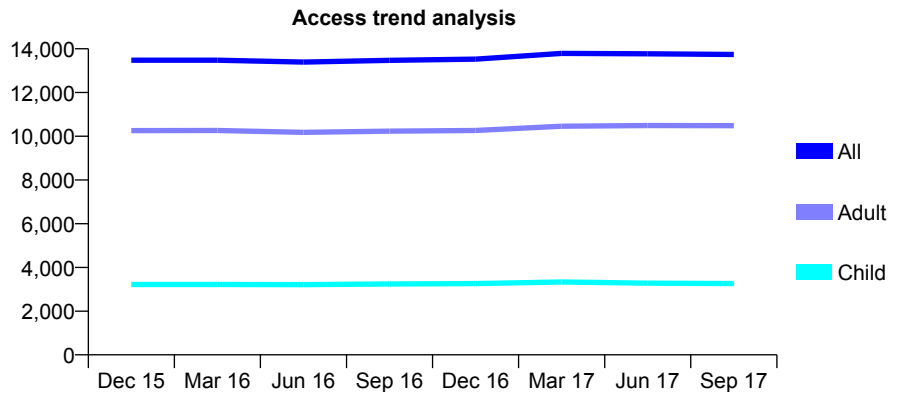
Q46 - Vital Signs At a Glance Contract Report for 918059/0001 - September 2017

Name or company name	MR JP BECKER-LE CERF
Contract type name	GDS Contract
Purpose of contract	General
Contract start date	01/04/2006
Contract end date	

17/18 Contracted general activity (UDA)	39,600
Carry forward general activity (UDA)	0
17/18 Contracted orthodontic activity (UOA)	0
Carry forward orthodontic activity (UOA)	0
Baseline contract value	£1,172,558.77

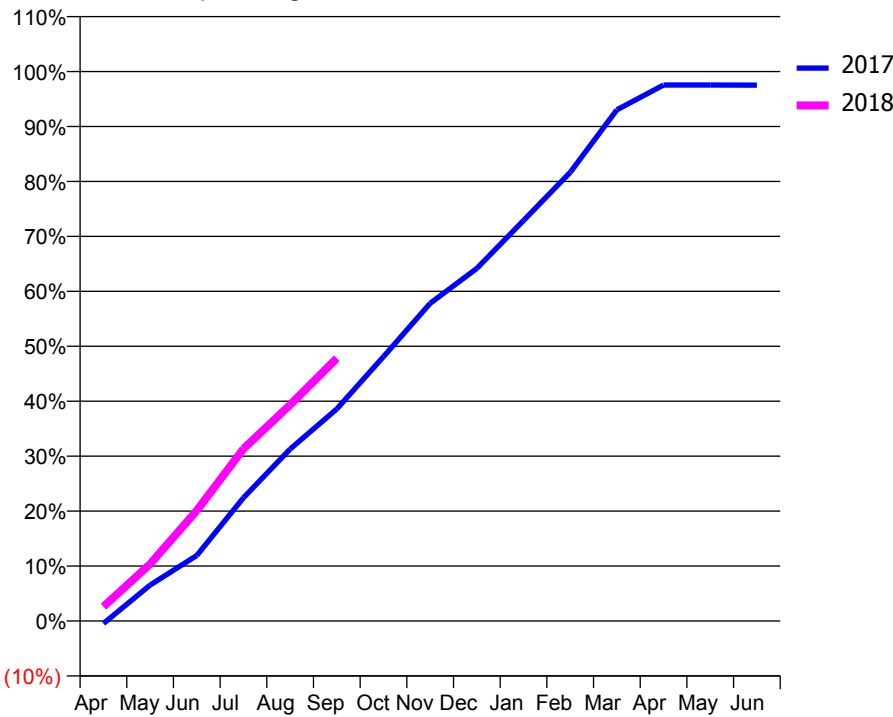
ACCESS*

Patients seen in 24 months	Total	Change since previous quarter
Quarter ending September 2016	13,475	
Quarter ending December 2016	13,529	→
Quarter ending March 2017	13,787	→
Quarter ending June 2017	13,770	→
Quarter ending September 2017	13,739	→
Variance since September 2016	2.0%	→



ACTIVITY

Cumulative percentage of contracted UDA delivered 2017 & 2018



Month	Adjusted Scheduled Activity (UDA)	
	2017	2018
April	-186	1,037
May	2,586	4,107
June	4,726	7,963
July	8,887	12,407
August	12,389	15,582
September	15,288	18,937
October	19,053	
November	22,898	
December	25,414	
January	28,865	
February	32,327	
March	36,841	
April	38,629	
May	38,630	
June	38,621	

QUALITY

	Quantity	Base Number	Contract	AT	Region	England
% of FP17s for the same patient ID Re-attending within 3 months - Children	511	2,934	17.4%	12.3%	12.8%	11.9%
% of FP17s for the same patient ID Re-attending within 3 months - Adults	1,164	6,534	17.8%	16.9%	16.5%	15.9%
% of FP17s for the same patient ID Re-attending between 3 & 9 months - Children	1,580	2,934	53.9%	57.6%	59.7%	58.1%
% of FP17s for the same patient ID Re-attending between 3 & 9 months - Adults	2,725	6,534	41.7%	50.8%	53.0%	50.6%
% of FP17s for Band 1 Urgent Courses	791	8,702	9.1%	10.4%	9.2%	9.1%
% of FP17s Relating to Free Repair or Replacements	130	8,702	1.5%	0.9%	1.0%	0.8%
% of FP17s Relating to Continuations	299	8,702	3.4%	1.1%	1.2%	1.1%
% of Patients satisfied with the dentistry they have received	17	17	100.0%	91.1%	91.6%	91.4%
% of Patients satisfied with the time they had to wait for an appointment	16	17	94.1%	87.5%	88.1%	87.7%

* This is based on patients treated on this contract for their most recent course of treatment. Figures in italics indicate the base number of FP17s or Patient Questionnaire responses are less than 100. N/A is shown where the base number of responses is less than 10 during the period. % is calculated as Quantity/Base number*100

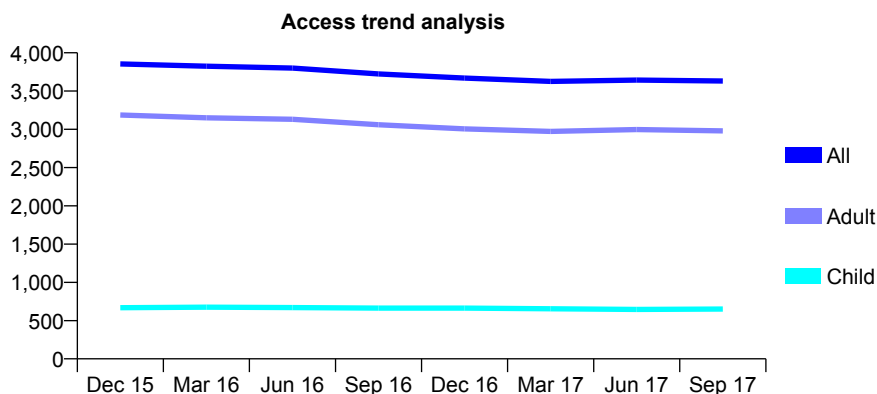
Q46 - Vital Signs At a Glance Contract Report for 918113/0001 - September 2017

Name or company name	MR JA LEE
Contract type name	GDS Contract
Purpose of contract	General
Contract start date	01/04/2006
Contract end date	

17/18 Contracted general activity (UDA)	10,653
Carry forward general activity (UDA)	0
17/18 Contracted orthodontic activity (UOA)	0
Carry forward orthodontic activity (UOA)	0
Baseline contract value	£331,326.44

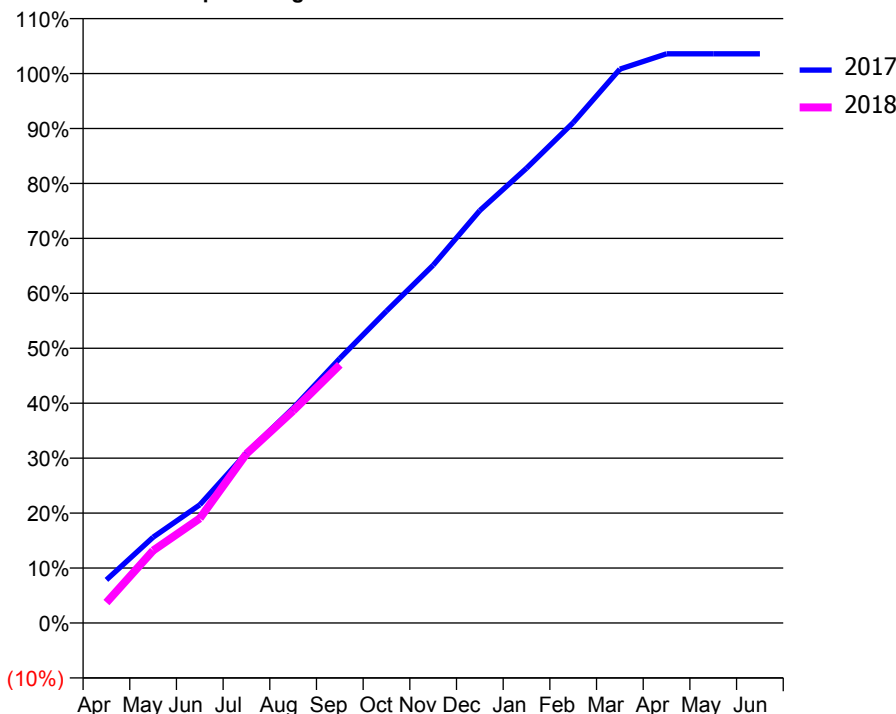
ACCESS*

Patients seen in 24 months	Total	Change since previous quarter
Quarter ending September 2016	3,724	
Quarter ending December 2016	3,669	↓
Quarter ending March 2017	3,627	↓
Quarter ending June 2017	3,643	→
Quarter ending September 2017	3,631	→
Variance since September 2016	(2.5%)	↓



ACTIVITY

Cumulative percentage of contracted UDA delivered 2017 & 2018



Adjusted Scheduled Activity (UDA)

Month	2017	2018
April	836	397
May	1,663	1,405
June	2,292	2,029
July	3,294	3,281
August	4,166	4,115
September	5,131	5,007
October	6,049	
November	6,938	
December	7,996	
January	8,817	
February	9,700	
March	10,737	
April	11,034	
May	11,034	
June	11,034	

QUALITY

	Quantity	Base Number	Contract	AT	Region	England
% of FP17s for the same patient ID Re-attending within 3 months - Children	76	593	12.8%	12.3%	12.8%	11.9%
% of FP17s for the same patient ID Re-attending within 3 months - Adults	444	2,114	21.0%	16.9%	16.5%	15.9%
% of FP17s for the same patient ID Re-attending between 3 & 9 months - Children	383	593	64.6%	57.6%	59.7%	58.1%
% of FP17s for the same patient ID Re-attending between 3 & 9 months - Adults	900	2,114	42.6%	50.8%	53.0%	50.6%
% of FP17s for Band 1 Urgent Courses	404	2,547	15.9%	10.4%	9.2%	9.1%
% of FP17s Relating to Free Repair or Replacements	72	2,547	2.8%	0.9%	1.0%	0.8%
% of FP17s Relating to Continuations	18	2,547	0.7%	1.1%	1.2%	1.1%
% of Patients satisfied with the dentistry they have received	3	5	N/A	91.1%	91.6%	91.4%
% of Patients satisfied with the time they had to wait for an appointment	3	5	N/A	87.5%	88.1%	87.7%

* This is based on patients treated on this contract for their most recent course of treatment. Figures in italics indicate the base number of FP17s or Patient Questionnaire responses are less than 100. N/A is shown where the base number of responses is less than 10 during the period. % is calculated as Quantity/Base number*100

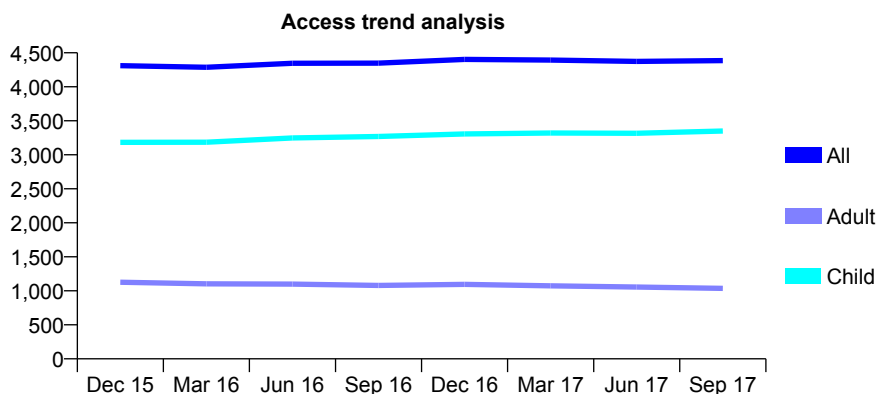
Q46 - Vital Signs At a Glance Contract Report for 919160/0002 - September 2017

Name or company name	MR CH HEWITT
Contract type name	GDS Contract
Purpose of contract	General and Orthodontic
Contract start date	01/02/2011
Contract end date	

17/18 Contracted general activity (UDA)	14,632
Carry forward general activity (UDA)	0
17/18 Contracted orthodontic activity (UOA)	1,564
Carry forward orthodontic activity (UOA)	54
Baseline contract value	£467,616.97

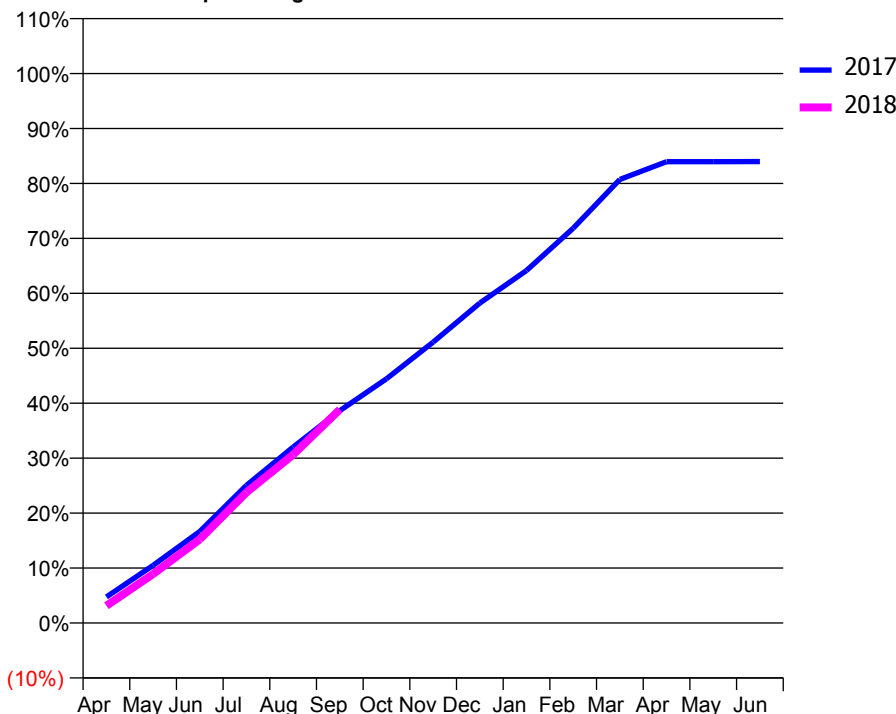
ACCESS*

Patients seen in 24 months	Total	Change since previous quarter
Quarter ending September 2016	4,348	
Quarter ending December 2016	4,402	→
Quarter ending March 2017	4,394	→
Quarter ending June 2017	4,373	→
Quarter ending September 2017	4,386	→
Variance since September 2016	0.9%	→



ACTIVITY

Cumulative percentage of contracted UDA delivered 2017 & 2018



Adjusted Scheduled Activity (UDA)

Month	2017	2018
April	696	459
May	1,536	1,306
June	2,439	2,229
July	3,667	3,479
August	4,684	4,483
September	5,654	5,686
October	6,502	
November	7,481	
December	8,521	
January	9,386	
February	10,513	
March	11,810	
April	12,284	
May	12,285	
June	12,287	

QUALITY

	Quantity	Base Number	Contract	AT	Region	England
% of FP17s for the same patient ID Re-attending within 3 months - Children	436	3,090	14.1%	12.3%	12.8%	11.9%
% of FP17s for the same patient ID Re-attending within 3 months - Adults	132	621	21.3%	16.9%	16.5%	15.9%
% of FP17s for the same patient ID Re-attending between 3 & 9 months - Children	1,905	3,090	61.7%	57.6%	59.7%	58.1%
% of FP17s for the same patient ID Re-attending between 3 & 9 months - Adults	332	621	53.5%	50.8%	53.0%	50.6%
% of FP17s for Band 1 Urgent Courses	280	3,374	8.3%	10.4%	9.2%	9.1%
% of FP17s Relating to Free Repair or Replacements	0	3,374	0.0%	0.9%	1.0%	0.8%
% of FP17s Relating to Continuations	0	3,374	0.0%	1.1%	1.2%	1.1%
% of Patients satisfied with the dentistry they have received	1	1	N/A	91.1%	91.6%	91.4%
% of Patients satisfied with the time they had to wait for an appointment	1	1	N/A	87.5%	88.1%	87.7%

* This is based on patients treated on this contract for their most recent course of treatment. Figures in italics indicate the base number of FP17s or Patient Questionnaire responses are less than 100. N/A is shown where the base number of responses is less than 10 during the period. % is calculated as Quantity/Base number*100

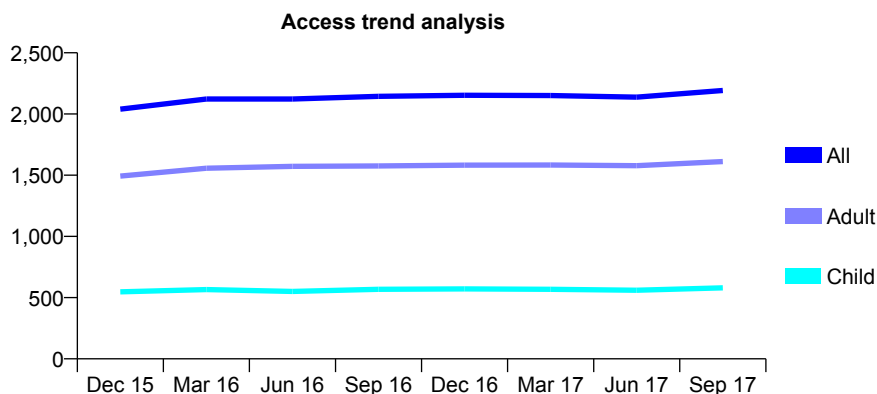
Q46 - Vital Signs At a Glance Contract Report for 919926/0001 - September 2017

Name or company name	MR DP FLATTERY
Contract type name	GDS Contract
Purpose of contract	General
Contract start date	29/04/2010
Contract end date	

17/18 Contracted general activity (UDA)	5,922
Carry forward general activity (UDA)	0
17/18 Contracted orthodontic activity (UOA)	0
Carry forward orthodontic activity (UOA)	0
Baseline contract value	£146,427.09

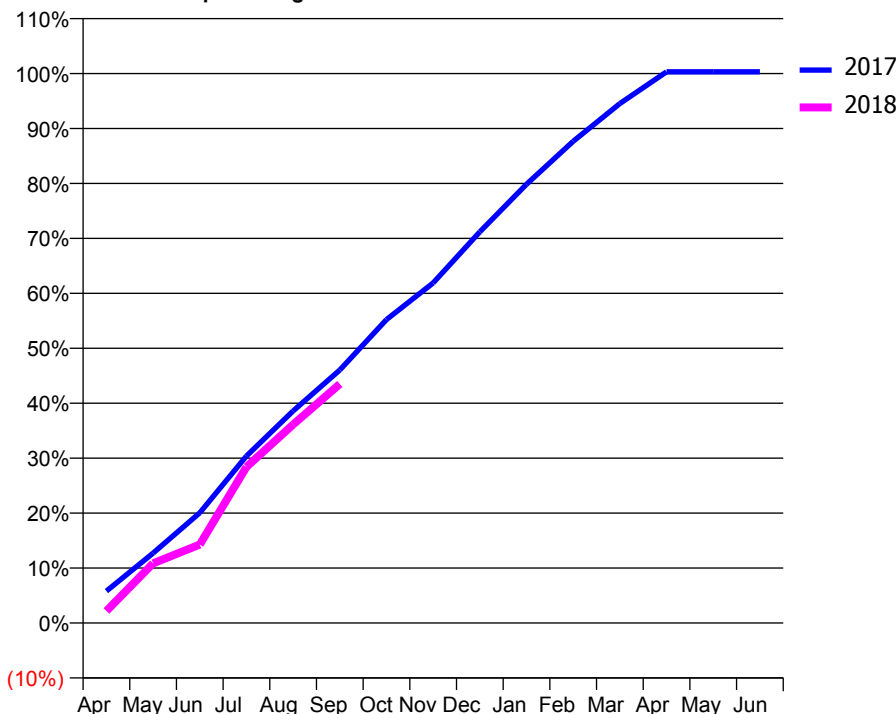
ACCESS*

Patients seen in 24 months	Total	Change since previous quarter
Quarter ending September 2016	2,144	
Quarter ending December 2016	2,153	→
Quarter ending March 2017	2,151	→
Quarter ending June 2017	2,138	→
Quarter ending September 2017	2,192	↑
Variance since September 2016	2.2%	↑



ACTIVITY

Cumulative percentage of contracted UDA delivered 2017 & 2018



Month	Adjusted Scheduled Activity (UDA)	
	2017	2018
April	344	130
May	753	643
June	1,188	845
July	1,799	1,682
August	2,285	2,140
September	2,727	2,575
October	3,270	
November	3,665	
December	4,215	
January	4,729	
February	5,192	
March	5,598	
April	5,940	
May	5,940	
June	5,941	

QUALITY

	Quantity	Base Number	Contract	AT	Region	England
% of FP17s for the same patient ID Re-attending within 3 months - Children	30	466	6.4%	12.3%	12.8%	11.9%
% of FP17s for the same patient ID Re-attending within 3 months - Adults	216	1,347	16.0%	16.9%	16.5%	15.9%
% of FP17s for the same patient ID Re-attending between 3 & 9 months - Children	295	466	63.3%	57.6%	59.7%	58.1%
% of FP17s for the same patient ID Re-attending between 3 & 9 months - Adults	805	1,347	59.8%	50.8%	53.0%	50.6%
% of FP17s for Band 1 Urgent Courses	82	1,597	5.1%	10.4%	9.2%	9.1%
% of FP17s Relating to Free Repair or Replacements	6	1,597	0.4%	0.9%	1.0%	0.8%
% of FP17s Relating to Continuations	56	1,597	3.5%	1.1%	1.2%	1.1%
% of Patients satisfied with the dentistry they have received	3	4	N/A	91.1%	91.6%	91.4%
% of Patients satisfied with the time they had to wait for an appointment	4	4	N/A	87.5%	88.1%	87.7%

* This is based on patients treated on this contract for their most recent course of treatment. Figures in italics indicate the base number of FP17s or Patient Questionnaire responses are less than 100. N/A is shown where the base number of responses is less than 10 during the period. % is calculated as Quantity/Base number*100

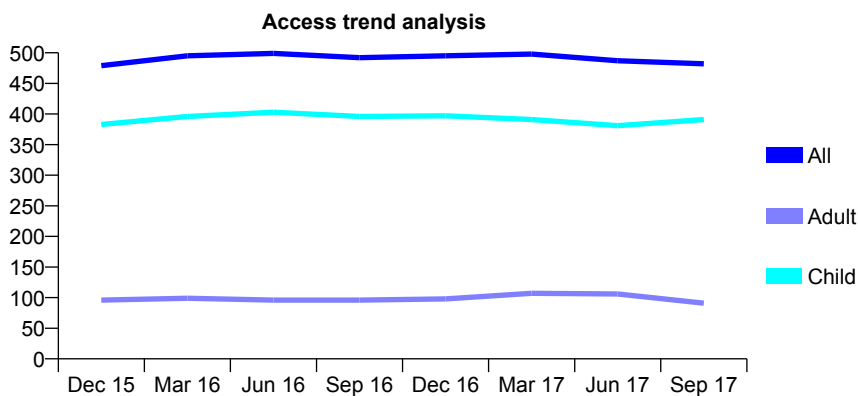
Q46 - Vital Signs At a Glance Contract Report for 919942/0001 - September 2017

Name or company name	MR N NAEEM
Contract type name	GDS Contract
Purpose of contract	General
Contract start date	01/04/2006
Contract end date	

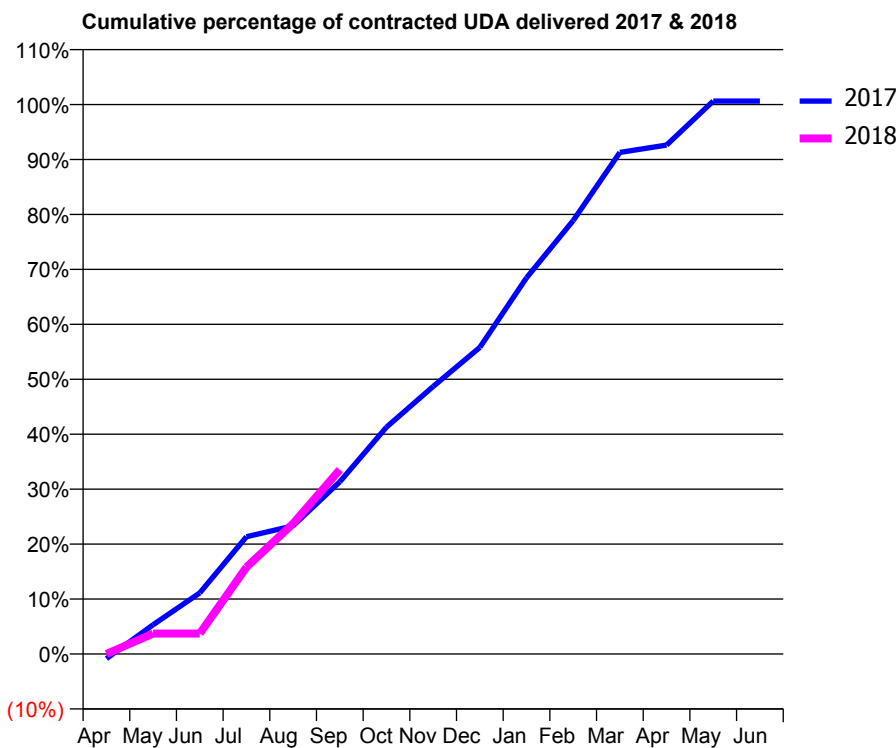
17/18 Contracted general activity (UDA)	1,500
Carry forward general activity (UDA)	0
17/18 Contracted orthodontic activity (UOA)	0
Carry forward orthodontic activity (UOA)	0
Baseline contract value	£35,770.90

ACCESS*

Patients seen in 24 months	Total	Change since previous quarter
Quarter ending September 2016	492	
Quarter ending December 2016	495	→
Quarter ending March 2017	498	→
Quarter ending June 2017	487	↓
Quarter ending September 2017	482	↓
Variance since September 2016	(2.0%)	↓



ACTIVITY



Month	Adjusted Scheduled Activity (UDA)	
	2017	2018
April	-13	0
May	80	56
June	167	56
July	320	237
August	350	356
September	470	503
October	619	
November	730	
December	837	
January	1,027	
February	1,183	
March	1,369	
April	1,389	
May	1,509	
June	1,509	

QUALITY

	Quantity	Base Number	Contract	AT	Region	England
% of FP17s for the same patient ID Re-attending within 3 months - Children	113	541	20.9%	12.3%	12.8%	11.9%
% of FP17s for the same patient ID Re-attending within 3 months - Adults	6	49	12.2%	16.9%	16.5%	15.9%
% of FP17s for the same patient ID Re-attending between 3 & 9 months - Children	367	541	67.8%	57.6%	59.7%	58.1%
% of FP17s for the same patient ID Re-attending between 3 & 9 months - Adults	32	49	65.3%	50.8%	53.0%	50.6%
% of FP17s for Band 1 Urgent Courses	2	473	0.4%	10.4%	9.2%	9.1%
% of FP17s Relating to Free Repair or Replacements	0	473	0.0%	0.9%	1.0%	0.8%
% of FP17s Relating to Continuations	0	473	0.0%	1.1%	1.2%	1.1%
% of Patients satisfied with the dentistry they have received	1	1	N/A	91.1%	91.6%	91.4%
% of Patients satisfied with the time they had to wait for an appointment	1	1	N/A	87.5%	88.1%	87.7%

* This is based on patients treated on this contract for their most recent course of treatment. Figures in italics indicate the base number of FP17s or Patient Questionnaire responses are less than 100. N/A is shown where the base number of responses is less than 10 during the period. % is calculated as Quantity/Base number*100

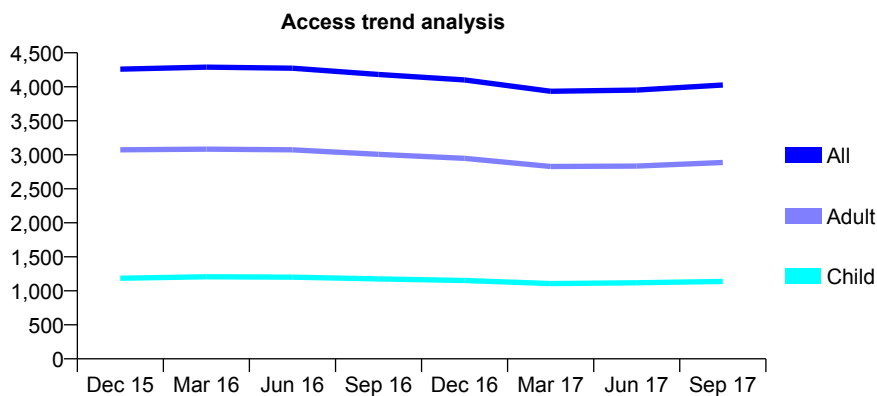
Q46 - Vital Signs At a Glance Contract Report for 920037/0001 - September 2017

Name or company name	MR C EDWARDS
Contract type name	GDS Contract
Purpose of contract	General
Contract start date	01/04/2012
Contract end date	

17/18 Contracted general activity (UDA)	12,979
Carry forward general activity (UDA)	0
17/18 Contracted orthodontic activity (UOA)	0
Carry forward orthodontic activity (UOA)	0
Baseline contract value	£392,462.24

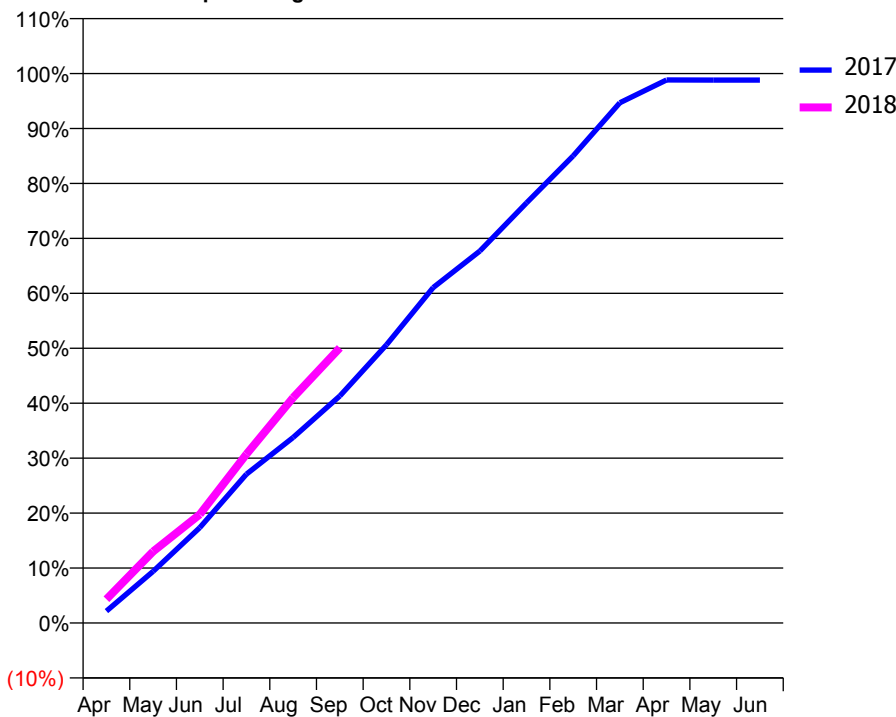
ACCESS*

Patients seen in 24 months	Total	Change since previous quarter
Quarter ending September 2016	4,182	
Quarter ending December 2016	4,101	↓
Quarter ending March 2017	3,935	↓
Quarter ending June 2017	3,952	→
Quarter ending September 2017	4,027	→
Variance since September 2016	(3.7%)	↓



ACTIVITY

Cumulative percentage of contracted UDA delivered 2017 & 2018



Month	Adjusted Scheduled Activity (UDA)	
	2017	2018
April	265	563
May	1,149	1,688
June	2,119	2,564
July	3,309	3,990
August	4,122	5,323
September	5,044	6,500
October	6,181	
November	7,452	
December	8,264	
January	9,335	
February	10,380	
March	11,559	
April	12,064	
May	12,063	
June	12,063	

QUALITY

	Quantity	Base Number	Contract	AT	Region	England
% of FP17s for the same patient ID Re-attending within 3 months - Children	90	986	9.1%	12.3%	12.8%	11.9%
% of FP17s for the same patient ID Re-attending within 3 months - Adults	392	2,298	17.1%	16.9%	16.5%	15.9%
% of FP17s for the same patient ID Re-attending between 3 & 9 months - Children	645	986	65.4%	57.6%	59.7%	58.1%
% of FP17s for the same patient ID Re-attending between 3 & 9 months - Adults	1,211	2,298	52.7%	50.8%	53.0%	50.6%
% of FP17s for Band 1 Urgent Courses	330	3,070	10.7%	10.4%	9.2%	9.1%
% of FP17s Relating to Free Repair or Replacements	22	3,070	0.7%	0.9%	1.0%	0.8%
% of FP17s Relating to Continuations	5	3,070	0.2%	1.1%	1.2%	1.1%
% of Patients satisfied with the dentistry they have received	5	6	N/A	91.1%	91.6%	91.4%
% of Patients satisfied with the time they had to wait for an appointment	5	6	N/A	87.5%	88.1%	87.7%

* This is based on patients treated on this contract for their most recent course of treatment. Figures in italics indicate the base number of FP17s or Patient Questionnaire responses are less than 100. N/A is shown where the base number of responses is less than 10 during the period. % is calculated as Quantity/Base number*100

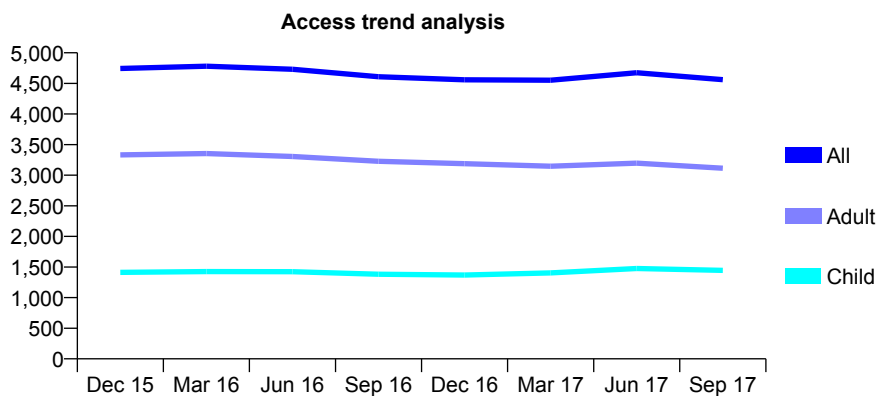
Q46 - Vital Signs At a Glance Contract Report for 920932/0001 - September 2017

Name or company name	272 Dental Centre
Contract type name	GDS Contract
Purpose of contract	General
Contract start date	01/04/2006
Contract end date	

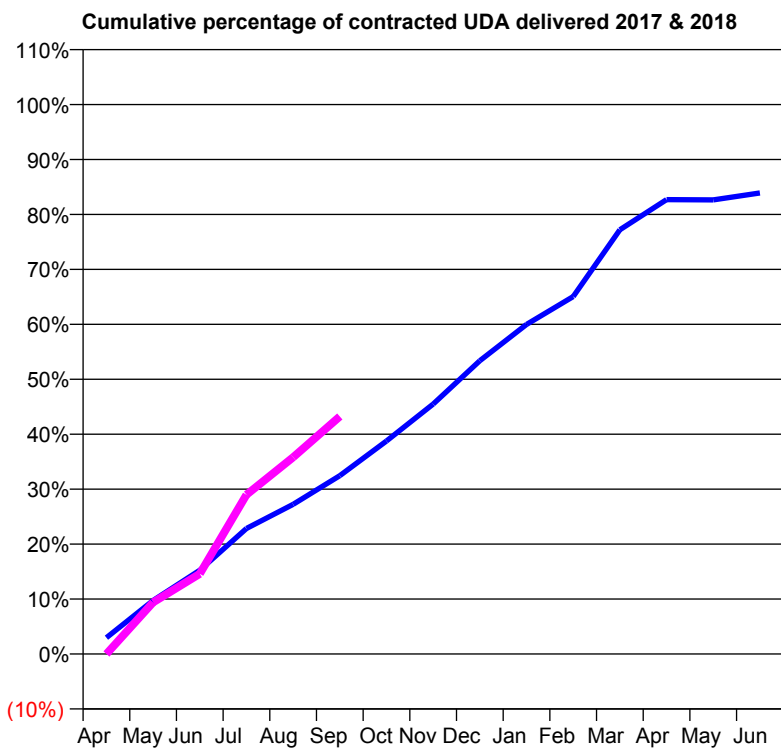
17/18 Contracted general activity (UDA)	16,128
Carry forward general activity (UDA)	0
17/18 Contracted orthodontic activity (UOA)	0
Carry forward orthodontic activity (UOA)	0
Baseline contract value	£392,855.34

ACCESS*

Patients seen in 24 months	Total	Change since previous quarter
Quarter ending September 2016	4,610	
Quarter ending December 2016	4,558	↓
Quarter ending March 2017	4,553	→
Quarter ending June 2017	4,675	↑
Quarter ending September 2017	4,561	↓
Variance since September 2016	(1.1%)	↓



ACTIVITY



Month	Adjusted Scheduled Activity (UDA)	
	2017	2018
April	480	0
May	1,571	1,516
June	2,460	2,353
July	3,686	4,673
August	4,393	5,775
September	5,234	6,974
October	6,253	
November	7,338	
December	8,609	
January	9,675	
February	10,490	
March	12,450	
April	13,335	
May	13,330	
June	13,530	

QUALITY

	Quantity	Base Number	Contract	AT	Region	England
% of FP17s for the same patient ID Re-attending within 3 months - Children	51	983	5.2%	12.3%	12.8%	11.9%
% of FP17s for the same patient ID Re-attending within 3 months - Adults	188	1,887	10.0%	16.9%	16.5%	15.9%
% of FP17s for the same patient ID Re-attending between 3 & 9 months - Children	403	983	41.0%	57.6%	59.7%	58.1%
% of FP17s for the same patient ID Re-attending between 3 & 9 months - Adults	815	1,887	43.2%	50.8%	53.0%	50.6%
% of FP17s for Band 1 Urgent Courses	129	2,586	5.0%	10.4%	9.2%	9.1%
% of FP17s Relating to Free Repair or Replacements	26	2,586	1.0%	0.9%	1.0%	0.8%
% of FP17s Relating to Continuations	17	2,586	0.7%	1.1%	1.2%	1.1%
% of Patients satisfied with the dentistry they have received	5	5	N/A	91.1%	91.6%	91.4%
% of Patients satisfied with the time they had to wait for an appointment	4	5	N/A	87.5%	88.1%	87.7%

* This is based on patients treated on this contract for their most recent course of treatment. Figures in italics indicate the base number of FP17s or Patient Questionnaire responses are less than 100. N/A is shown where the base number of responses is less than 10 during the period. % is calculated as Quantity/Base number*100

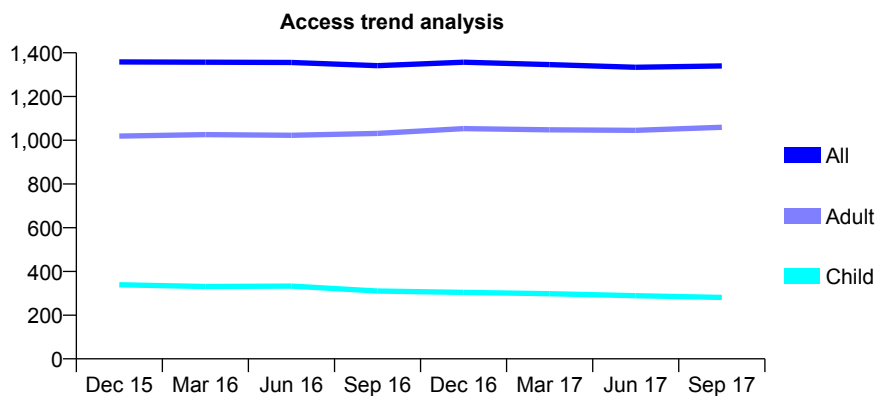
Q46 - Vital Signs At a Glance Contract Report for 921203/0001 - September 2017

Name or company name	MRS KV DISS
Contract type name	GDS Contract
Purpose of contract	General
Contract start date	01/04/2006
Contract end date	

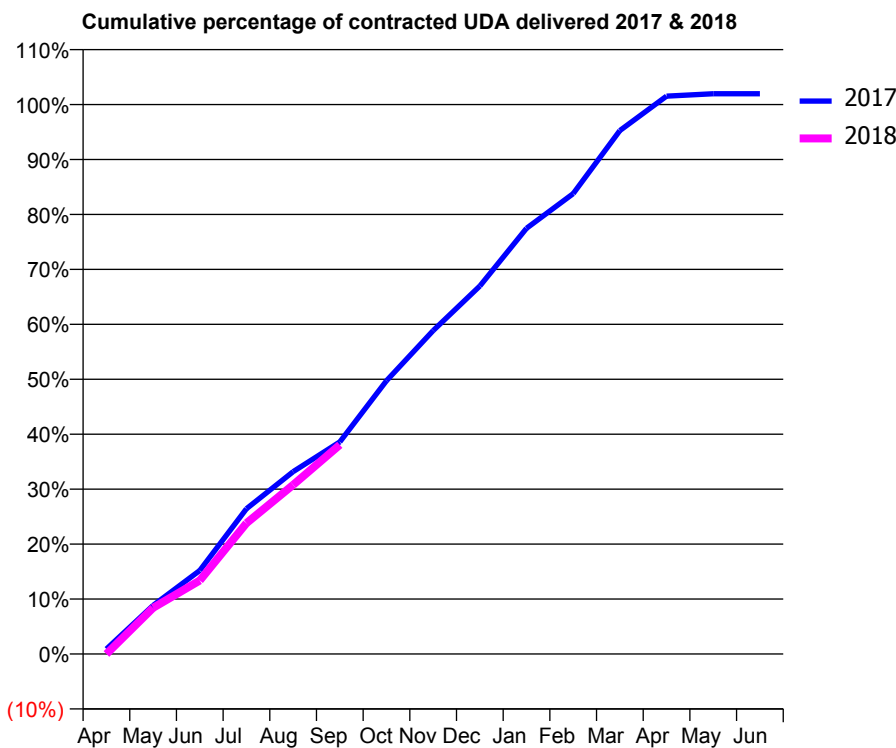
17/18 Contracted general activity (UDA)	3,718
Carry forward general activity (UDA)	0
17/18 Contracted orthodontic activity (UOA)	0
Carry forward orthodontic activity (UOA)	0
Baseline contract value	£91,931.09

ACCESS*

Patients seen in 24 months	Total	Change since previous quarter
Quarter ending September 2016	1,341	
Quarter ending December 2016	1,357	→
Quarter ending March 2017	1,346	→
Quarter ending June 2017	1,334	→
Quarter ending September 2017	1,340	→
Variance since September 2016	(0.1%)	→



ACTIVITY



Month	Adjusted Scheduled Activity (UDA)	
	2017	2018
April	33	0
May	329	312
June	565	498
July	983	885
August	1,233	1,145
September	1,435	1,415
October	1,849	
November	2,188	
December	2,490	
January	2,881	
February	3,115	
March	3,541	
April	3,775	
May	3,791	
June	3,791	

QUALITY

	Quantity	Base Number	Contract	AT	Region	England
% of FP17s for the same patient ID Re-attending within 3 months - Children	14	216	6.5%	12.3%	12.8%	11.9%
% of FP17s for the same patient ID Re-attending within 3 months - Adults	165	858	19.2%	16.9%	16.5%	15.9%
% of FP17s for the same patient ID Re-attending between 3 & 9 months - Children	159	216	73.6%	57.6%	59.7%	58.1%
% of FP17s for the same patient ID Re-attending between 3 & 9 months - Adults	527	858	61.4%	50.8%	53.0%	50.6%
% of FP17s for Band 1 Urgent Courses	106	937	11.3%	10.4%	9.2%	9.1%
% of FP17s Relating to Free Repair or Replacements	27	937	2.9%	0.9%	1.0%	0.8%
% of FP17s Relating to Continuations	8	937	0.9%	1.1%	1.2%	1.1%
% of Patients satisfied with the dentistry they have received	6	6	N/A	91.1%	91.6%	91.4%
% of Patients satisfied with the time they had to wait for an appointment	6	6	N/A	87.5%	88.1%	87.7%

* This is based on patients treated on this contract for their most recent course of treatment. Figures in italics indicate the base number of FP17s or Patient Questionnaire responses are less than 100. N/A is shown where the base number of responses is less than 10 during the period. % is calculated as Quantity/Base number*100

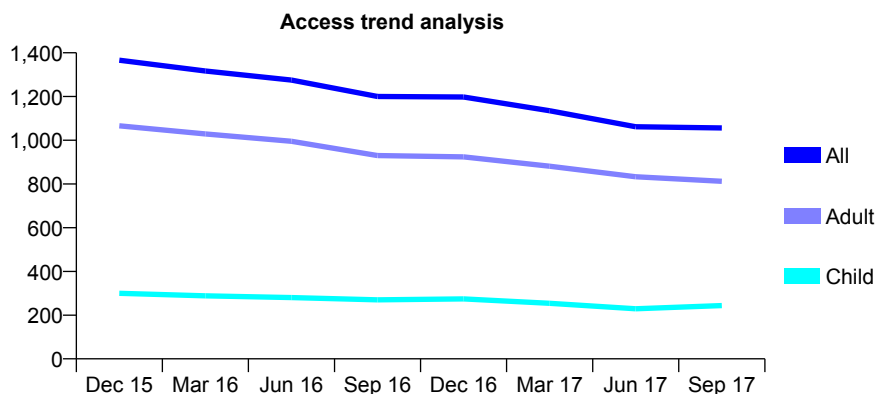
Q46 - Vital Signs At a Glance Contract Report for 927066/0001 - September 2017

Name or company name	MR K SEDEHIZADEH
Contract type name	GDS Contract
Purpose of contract	General
Contract start date	01/04/2006
Contract end date	

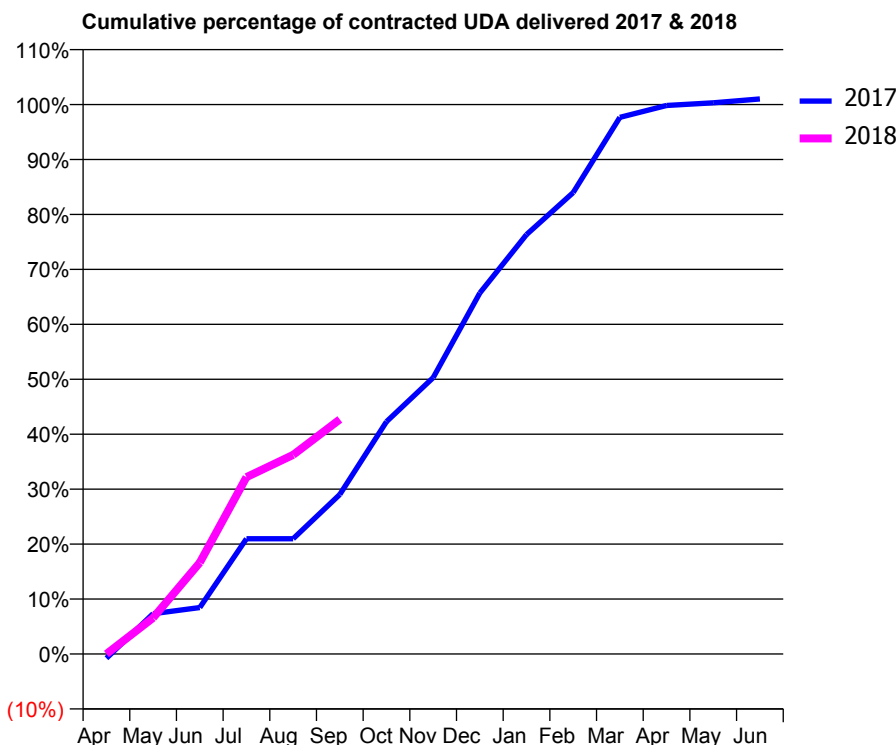
17/18 Contracted general activity (UDA)	4,078
Carry forward general activity (UDA)	0
17/18 Contracted orthodontic activity (UOA)	0
Carry forward orthodontic activity (UOA)	0
Baseline contract value	£129,349.74

ACCESS*

Patients seen in 24 months	Total	Change since previous quarter
Quarter ending September 2016	1,200	
Quarter ending December 2016	1,198	→
Quarter ending March 2017	1,135	↓
Quarter ending June 2017	1,062	↓
Quarter ending September 2017	1,056	→
Variance since September 2016	(12.0%)	↓



ACTIVITY



Month	Adjusted Scheduled Activity (UDA)	
	2017	2018
April	-32	0
May	299	269
June	345	679
July	856	1,313
August	856	1,478
September	1,184	1,741
October	1,724	
November	2,051	
December	2,680	
January	3,113	
February	3,425	
March	3,983	
April	4,071	
May	4,091	
June	4,120	

QUALITY

	Quantity	Base Number	Contract	AT	Region	England
% of FP17s for the same patient ID Re-attending within 3 months - Children	11	161	6.8%	12.3%	12.8%	11.9%
% of FP17s for the same patient ID Re-attending within 3 months - Adults	74	459	16.1%	16.9%	16.5%	15.9%
% of FP17s for the same patient ID Re-attending between 3 & 9 months - Children	76	161	47.2%	57.6%	59.7%	58.1%
% of FP17s for the same patient ID Re-attending between 3 & 9 months - Adults	157	459	34.2%	50.8%	53.0%	50.6%
% of FP17s for Band 1 Urgent Courses	83	578	14.4%	10.4%	9.2%	9.1%
% of FP17s Relating to Free Repair or Replacements	5	578	0.9%	0.9%	1.0%	0.8%
% of FP17s Relating to Continuations	8	578	1.4%	1.1%	1.2%	1.1%
% of Patients satisfied with the dentistry they have received	5	5	N/A	91.1%	91.6%	91.4%
% of Patients satisfied with the time they had to wait for an appointment	5	5	N/A	87.5%	88.1%	87.7%

* This is based on patients treated on this contract for their most recent course of treatment. Figures in italics indicate the base number of FP17s or Patient Questionnaire responses are less than 100. N/A is shown where the base number of responses is less than 10 during the period. % is calculated as Quantity/Base number*100

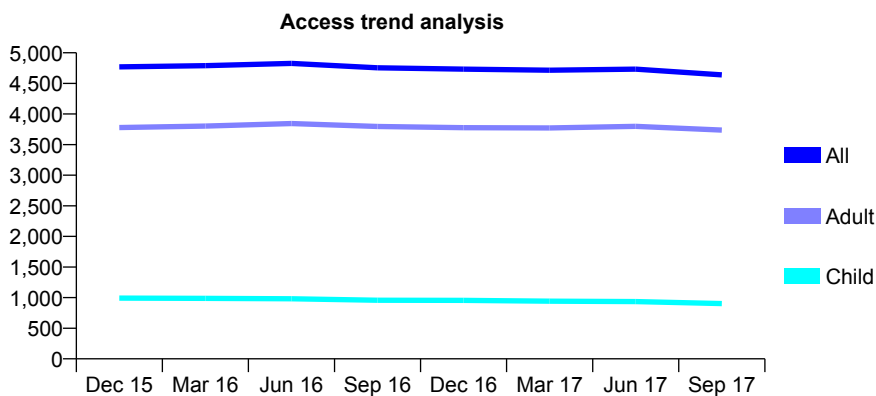
Q46 - Vital Signs At a Glance Contract Report for 931594/0001 - September 2017

Name or company name	MISS SL WATSON
Contract type name	GDS Contract
Purpose of contract	General
Contract start date	01/04/2006
Contract end date	

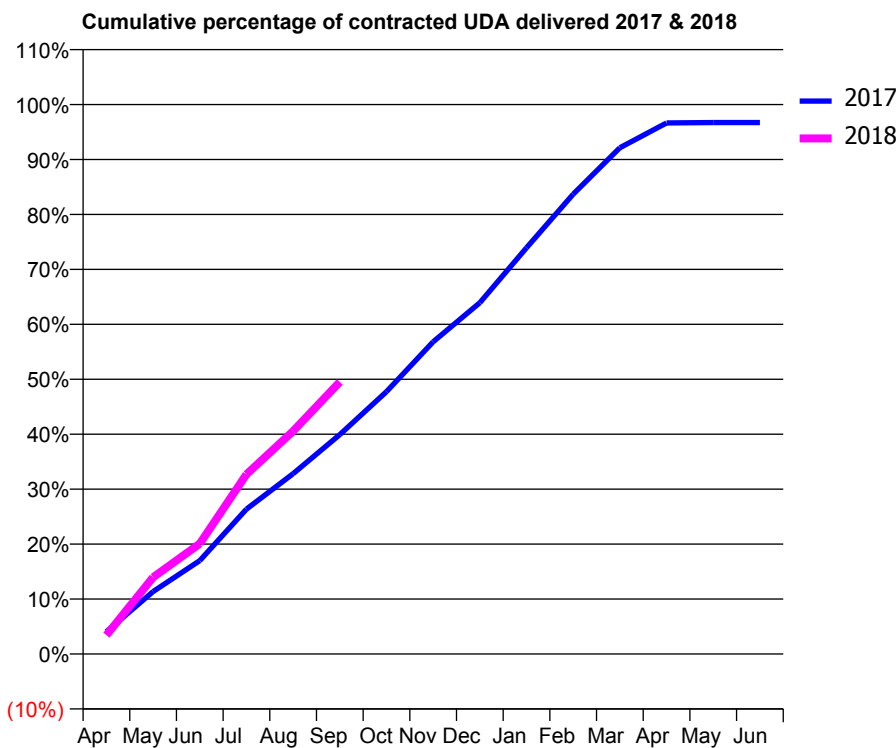
17/18 Contracted general activity (UDA)	14,492
Carry forward general activity (UDA)	0
17/18 Contracted orthodontic activity (UOA)	0
Carry forward orthodontic activity (UOA)	0
Baseline contract value	£342,936.84

ACCESS*

Patients seen in 24 months	Total	Change since previous quarter
Quarter ending September 2016	4,755	
Quarter ending December 2016	4,733	→
Quarter ending March 2017	4,715	→
Quarter ending June 2017	4,734	→
Quarter ending September 2017	4,640	↓
Variance since September 2016	(2.4%)	↓



ACTIVITY



Month	Adjusted Scheduled Activity (UDA)	
	2017	2018
April	588	496
May	1,647	2,023
June	2,464	2,910
July	3,821	4,738
August	4,755	5,879
September	5,785	7,175
October	6,920	
November	8,233	
December	9,265	
January	10,714	
February	12,127	
March	13,351	
April	14,005	
May	14,018	
June	14,018	

QUALITY

	Quantity	Base Number	Contract	AT	Region	England
% of FP17s for the same patient ID Re-attending within 3 months - Children	65	711	9.1%	12.3%	12.8%	11.9%
% of FP17s for the same patient ID Re-attending within 3 months - Adults	610	2,976	20.5%	16.9%	16.5%	15.9%
% of FP17s for the same patient ID Re-attending between 3 & 9 months - Children	394	711	55.4%	57.6%	59.7%	58.1%
% of FP17s for the same patient ID Re-attending between 3 & 9 months - Adults	1,403	2,976	47.1%	50.8%	53.0%	50.6%
% of FP17s for Band 1 Urgent Courses	378	3,401	11.1%	10.4%	9.2%	9.1%
% of FP17s Relating to Free Repair or Replacements	57	3,401	1.7%	0.9%	1.0%	0.8%
% of FP17s Relating to Continuations	71	3,401	2.1%	1.1%	1.2%	1.1%
% of Patients satisfied with the dentistry they have received	10	10	100.0%	91.1%	91.6%	91.4%
% of Patients satisfied with the time they had to wait for an appointment	9	10	90.0%	87.5%	88.1%	87.7%

* This is based on patients treated on this contract for their most recent course of treatment. Figures in italics indicate the base number of FP17s or Patient Questionnaire responses are less than 100. N/A is shown where the base number of responses is less than 10 during the period. % is calculated as Quantity/Base number*100

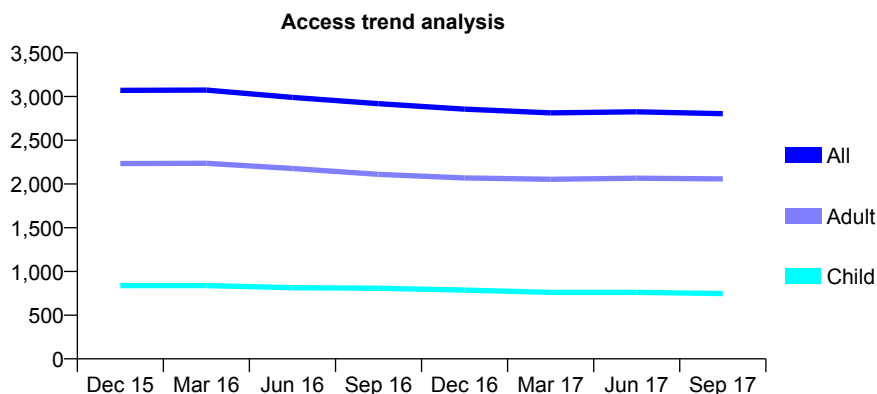
Q46 - Vital Signs At a Glance Contract Report for 932841/0001 - September 2017

Name or company name	MR HR HABIBI
Contract type name	GDS Contract
Purpose of contract	General
Contract start date	01/04/2006
Contract end date	

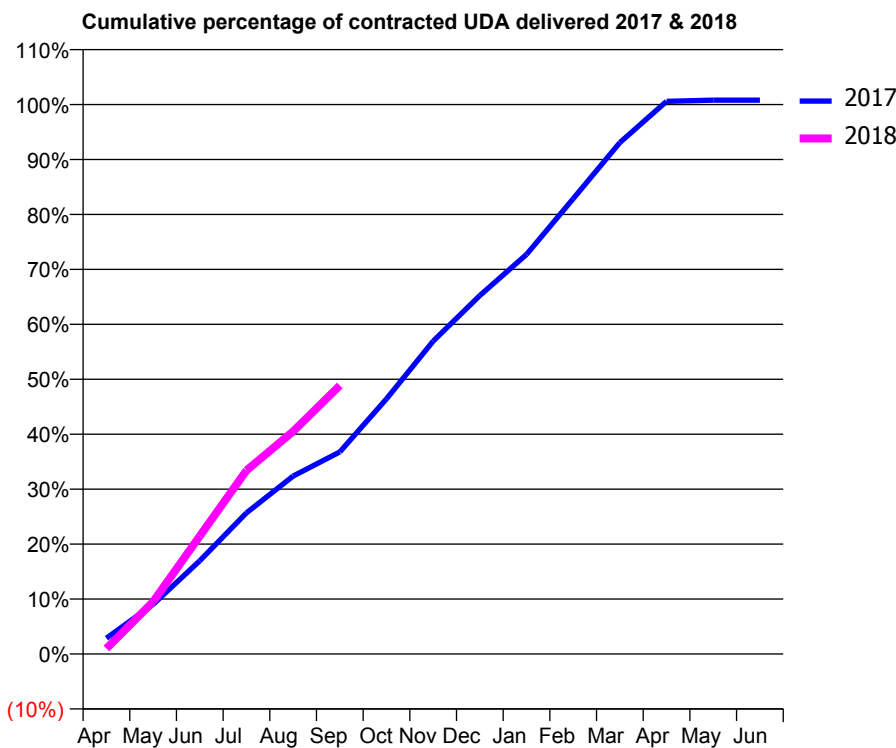
17/18 Contracted general activity (UDA)	9,416
Carry forward general activity (UDA)	0
17/18 Contracted orthodontic activity (UOA)	0
Carry forward orthodontic activity (UOA)	0
Baseline contract value	£306,878.49

ACCESS*

Patients seen in 24 months	Total	Change since previous quarter
Quarter ending September 2016	2,918	
Quarter ending December 2016	2,855	↓
Quarter ending March 2017	2,813	↓
Quarter ending June 2017	2,825	→
Quarter ending September 2017	2,804	→
Variance since September 2016	(3.9%)	↓



ACTIVITY



Month	Adjusted Scheduled Activity (UDA)	
	2017	2018
April	272	94
May	850	898
June	1,599	2,021
July	2,418	3,146
August	3,049	3,814
September	3,464	4,600
October	4,372	
November	5,361	
December	6,143	
January	6,847	
February	7,802	
March	8,765	
April	9,471	
May	9,492	
June	9,492	

QUALITY

	Quantity	Base Number	Contract	AT	Region	England
% of FP17s for the same patient ID Re-attending within 3 months - Children	43	517	8.3%	12.3%	12.8%	11.9%
% of FP17s for the same patient ID Re-attending within 3 months - Adults	381	1,590	24.0%	16.9%	16.5%	15.9%
% of FP17s for the same patient ID Re-attending between 3 & 9 months - Children	256	517	49.5%	57.6%	59.7%	58.1%
% of FP17s for the same patient ID Re-attending between 3 & 9 months - Adults	744	1,590	46.8%	50.8%	53.0%	50.6%
% of FP17s for Band 1 Urgent Courses	222	1,834	12.1%	10.4%	9.2%	9.1%
% of FP17s Relating to Free Repair or Replacements	31	1,834	1.7%	0.9%	1.0%	0.8%
% of FP17s Relating to Continuations	63	1,834	3.4%	1.1%	1.2%	1.1%
% of Patients satisfied with the dentistry they have received	6	6	N/A	91.1%	91.6%	91.4%
% of Patients satisfied with the time they had to wait for an appointment	6	6	N/A	87.5%	88.1%	87.7%

* This is based on patients treated on this contract for their most recent course of treatment. Figures in italics indicate the base number of FP17s or Patient Questionnaire responses are less than 100. N/A is shown where the base number of responses is less than 10 during the period. % is calculated as Quantity/Base number*100

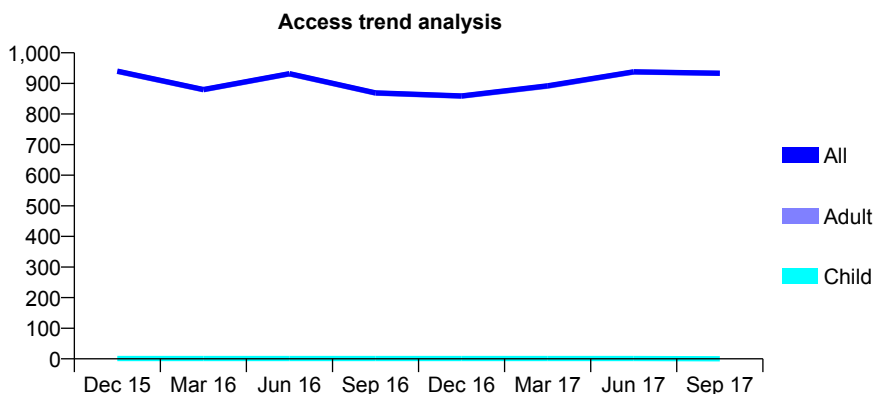
Q46 - Vital Signs At a Glance Contract Report for 935581/0001 - September 2017

Name or company name	MR MH AL-SHARKAWI
Contract type name	GDS Contract
Purpose of contract	General
Contract start date	01/04/2006
Contract end date	

17/18 Contracted general activity (UDA)	2,987
Carry forward general activity (UDA)	0
17/18 Contracted orthodontic activity (UOA)	0
Carry forward orthodontic activity (UOA)	0
Baseline contract value	£99,375.04

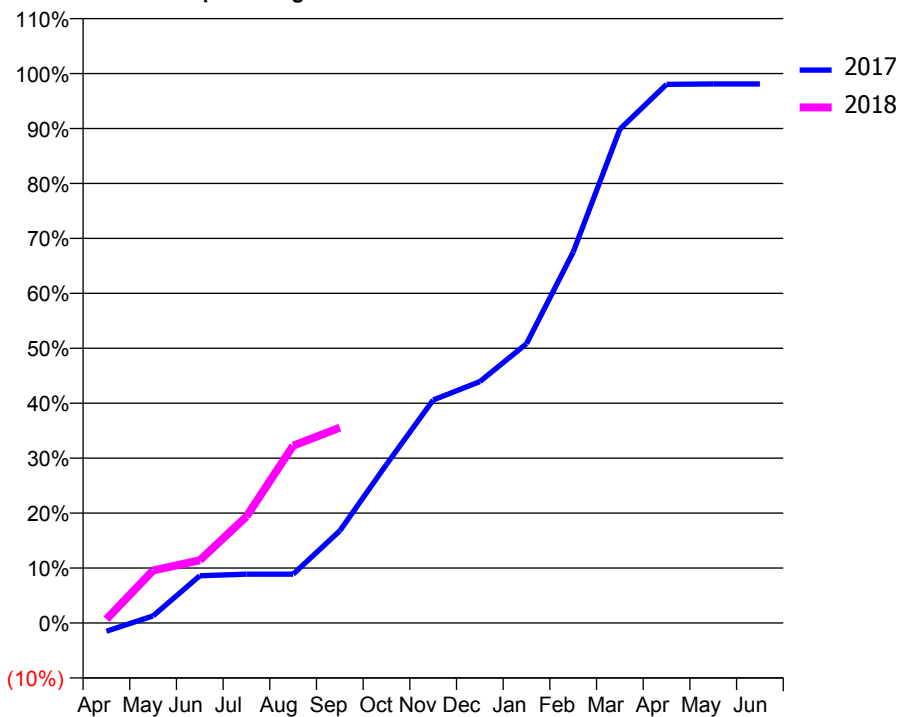
ACCESS*

Patients seen in 24 months	Total	Change since previous quarter
Quarter ending September 2016	869	
Quarter ending December 2016	859	↓
Quarter ending March 2017	892	↑
Quarter ending June 2017	938	↑
Quarter ending September 2017	933	→
Variance since September 2016	7.4%	↑



ACTIVITY

Cumulative percentage of contracted UDA delivered 2017 & 2018



Month	Adjusted Scheduled Activity (UDA)	
	2017	2018
April	-45	20
May	39	286
June	257	341
July	266	579
August	266	963
September	501	1,062
October	862	
November	1,213	
December	1,312	
January	1,518	
February	2,016	
March	2,684	
April	2,928	
May	2,930	
June	2,930	

QUALITY

	Quantity	Base Number	Contract	AT	Region	England
% of FP17s for the same patient ID Re-attending within 3 months - Children	0	0	N/A	12.3%	12.8%	11.9%
% of FP17s for the same patient ID Re-attending within 3 months - Adults	25	295	8.5%	16.9%	16.5%	15.9%
% of FP17s for the same patient ID Re-attending between 3 & 9 months - Children	0	0	N/A	57.6%	59.7%	58.1%
% of FP17s for the same patient ID Re-attending between 3 & 9 months - Adults	17	295	5.8%	50.8%	53.0%	50.6%
% of FP17s for Band 1 Urgent Courses	30	251	12.0%	10.4%	9.2%	9.1%
% of FP17s Relating to Free Repair or Replacements	0	251	0.0%	0.9%	1.0%	0.8%
% of FP17s Relating to Continuations	0	251	0.0%	1.1%	1.2%	1.1%
% of Patients satisfied with the dentistry they have received	3	3	N/A	91.1%	91.6%	91.4%
% of Patients satisfied with the time they had to wait for an appointment	3	3	N/A	87.5%	88.1%	87.7%

* This is based on patients treated on this contract for their most recent course of treatment. Figures in italics indicate the base number of FP17s or Patient Questionnaire responses are less than 100. N/A is shown where the base number of responses is less than 10 during the period. % is calculated as Quantity/Base number*100

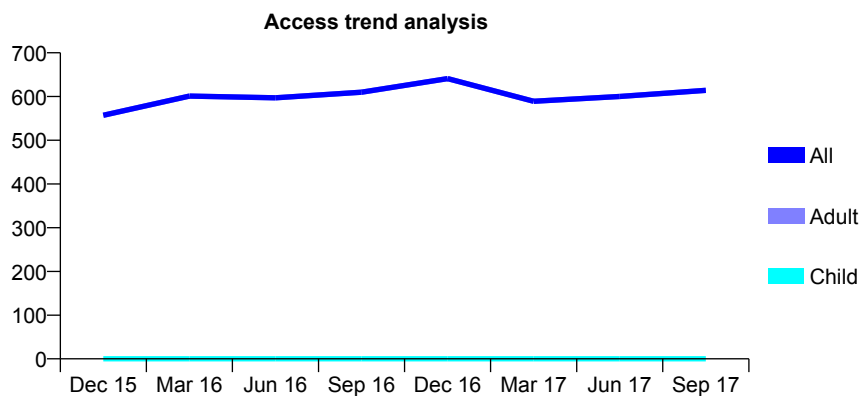
Q46 - Vital Signs At a Glance Contract Report for 935581/0004 - September 2017

Name or company name	MR MH AL-SHARKAWI
Contract type name	GDS Contract
Purpose of contract	General
Contract start date	01/05/2010
Contract end date	

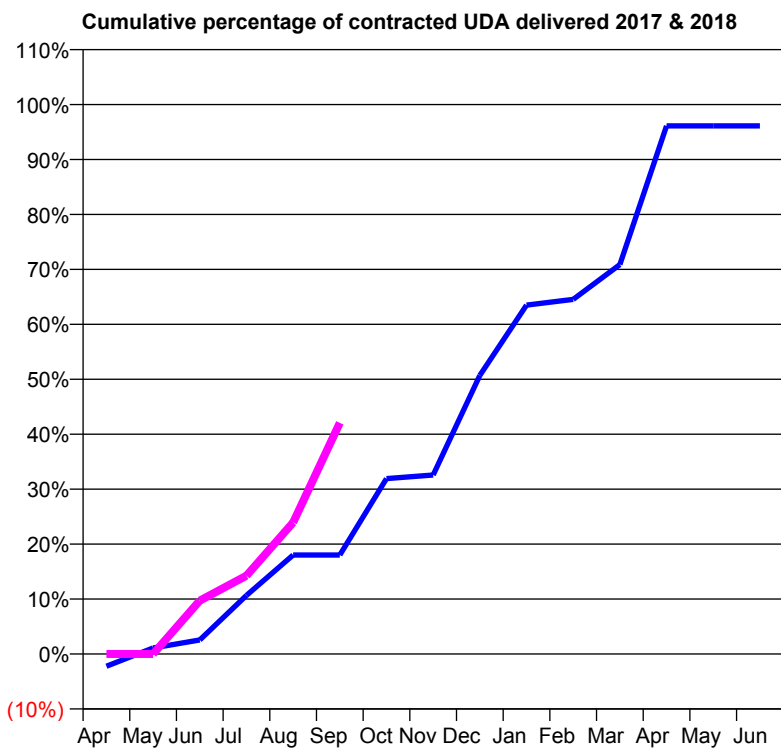
17/18 Contracted general activity (UDA)	2,000
Carry forward general activity (UDA)	0
17/18 Contracted orthodontic activity (UOA)	0
Carry forward orthodontic activity (UOA)	0
Baseline contract value	£54,426.93

ACCESS*

Patients seen in 24 months	Total	Change since previous quarter
Quarter ending September 2016	610	
Quarter ending December 2016	641	↑
Quarter ending March 2017	589	↓
Quarter ending June 2017	600	→
Quarter ending September 2017	614	↑
Variance since September 2016	0.7%	→



ACTIVITY



Month	Adjusted Scheduled Activity (UDA)	
	2017	2018
April	-45	0
May	22	0
June	51	194
July	213	285
August	360	479
September	360	841
October	639	
November	652	
December	1,014	
January	1,270	
February	1,291	
March	1,417	
April	1,922	
May	1,922	
June	1,922	

QUALITY

	Quantity	Base Number	Contract	AT	Region	England
% of FP17s for the same patient ID Re-attending within 3 months - Children	0	0	N/A	12.3%	12.8%	11.9%
% of FP17s for the same patient ID Re-attending within 3 months - Adults	9	240	3.8%	16.9%	16.5%	15.9%
% of FP17s for the same patient ID Re-attending between 3 & 9 months - Children	0	0	N/A	57.6%	59.7%	58.1%
% of FP17s for the same patient ID Re-attending between 3 & 9 months - Adults	11	240	4.6%	50.8%	53.0%	50.6%
% of FP17s for Band 1 Urgent Courses	21	171	12.3%	10.4%	9.2%	9.1%
% of FP17s Relating to Free Repair or Replacements	0	171	0.0%	0.9%	1.0%	0.8%
% of FP17s Relating to Continuations	0	171	0.0%	1.1%	1.2%	1.1%
% of Patients satisfied with the dentistry they have received	1	1	N/A	91.1%	91.6%	91.4%
% of Patients satisfied with the time they had to wait for an appointment	1	1	N/A	87.5%	88.1%	87.7%

* This is based on patients treated on this contract for their most recent course of treatment. Figures in italics indicate the base number of FP17s or Patient Questionnaire responses are less than 100. N/A is shown where the base number of responses is less than 10 during the period. % is calculated as Quantity/Base number*100

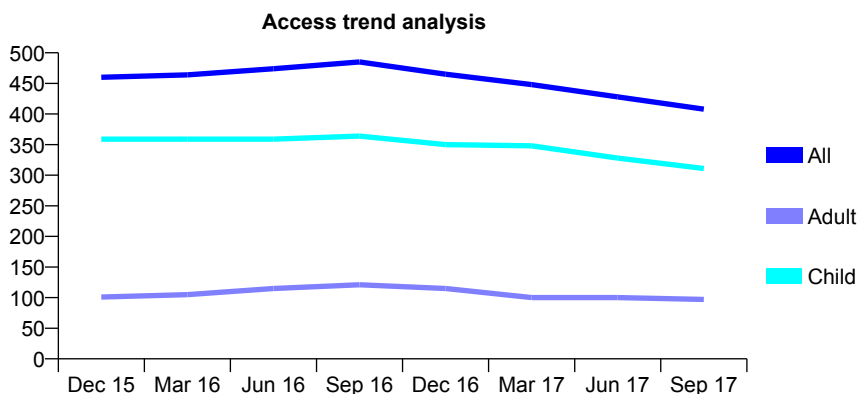
Q46 - Vital Signs At a Glance Contract Report for 951366/0001 - September 2017

Name or company name	MR T IDREES
Contract type name	GDS Contract
Purpose of contract	General
Contract start date	01/10/2009
Contract end date	

17/18 Contracted general activity (UDA)	1,140
Carry forward general activity (UDA)	0
17/18 Contracted orthodontic activity (UOA)	0
Carry forward orthodontic activity (UOA)	0
Baseline contract value	£28,441.28

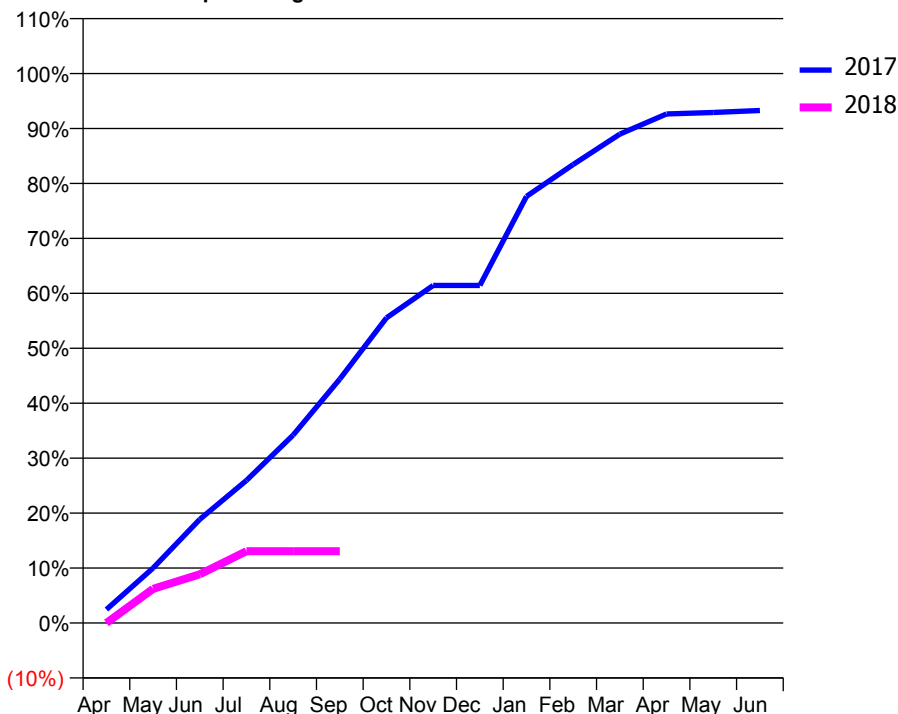
ACCESS*

Patients seen in 24 months	Total	Change since previous quarter
Quarter ending September 2016	485	
Quarter ending December 2016	465	↓
Quarter ending March 2017	448	↓
Quarter ending June 2017	428	↓
Quarter ending September 2017	408	↓
Variance since September 2016	(15.9%)	↓



ACTIVITY

Cumulative percentage of contracted UDA delivered 2017 & 2018



Month	Adjusted Scheduled Activity (UDA)	
	2017	2018
April	28	0
May	114	71
June	215	101
July	296	149
August	390	149
September	506	149
October	633	
November	700	
December	700	
January	885	
February	951	
March	1,014	
April	1,056	
May	1,059	
June	1,063	

QUALITY

	Quantity	Base Number	Contract	AT	Region	England
% of FP17s for the same patient ID Re-attending within 3 months - Children	1	101	1.0%	12.3%	12.8%	11.9%
% of FP17s for the same patient ID Re-attending within 3 months - Adults	0	15	0.0%	16.9%	16.5%	15.9%
% of FP17s for the same patient ID Re-attending between 3 & 9 months - Children	79	101	78.2%	57.6%	59.7%	58.1%
% of FP17s for the same patient ID Re-attending between 3 & 9 months - Adults	15	15	100.0%	50.8%	53.0%	50.6%
% of FP17s for Band 1 Urgent Courses	0	86	0.0%	10.4%	9.2%	9.1%
% of FP17s Relating to Free Repair or Replacements	0	86	0.0%	0.9%	1.0%	0.8%
% of FP17s Relating to Continuations	0	86	0.0%	1.1%	1.2%	1.1%
% of Patients satisfied with the dentistry they have received	0	0	N/A	91.1%	91.6%	91.4%
% of Patients satisfied with the time they had to wait for an appointment	0	0	N/A	87.5%	88.1%	87.7%

* This is based on patients treated on this contract for their most recent course of treatment. Figures in italics indicate the base number of FP17s or Patient Questionnaire responses are less than 100. N/A is shown where the base number of responses is less than 10 during the period. % is calculated as Quantity/Base number*100

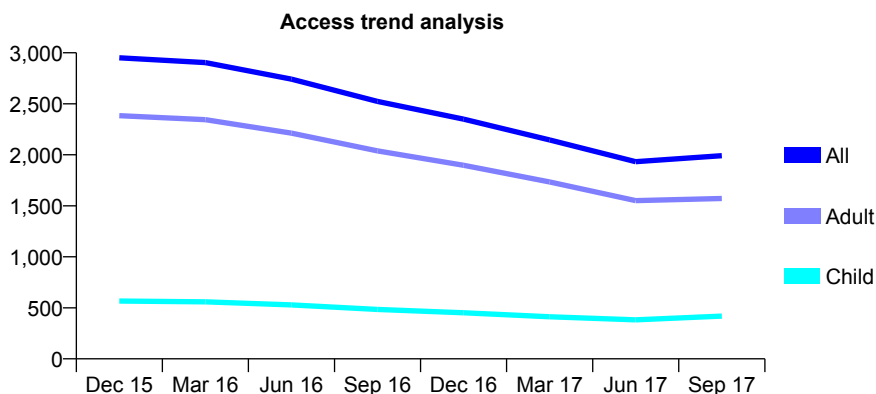
Q46 - Vital Signs At a Glance Contract Report for 951404/0001 - September 2017

Name or company name	MR L KNIGHT
Contract type name	GDS Contract
Purpose of contract	General
Contract start date	01/04/2006
Contract end date	

17/18 Contracted general activity (UDA)	7,792
Carry forward general activity (UDA)	0
17/18 Contracted orthodontic activity (UOA)	0
Carry forward orthodontic activity (UOA)	0
Baseline contract value	£190,752.34

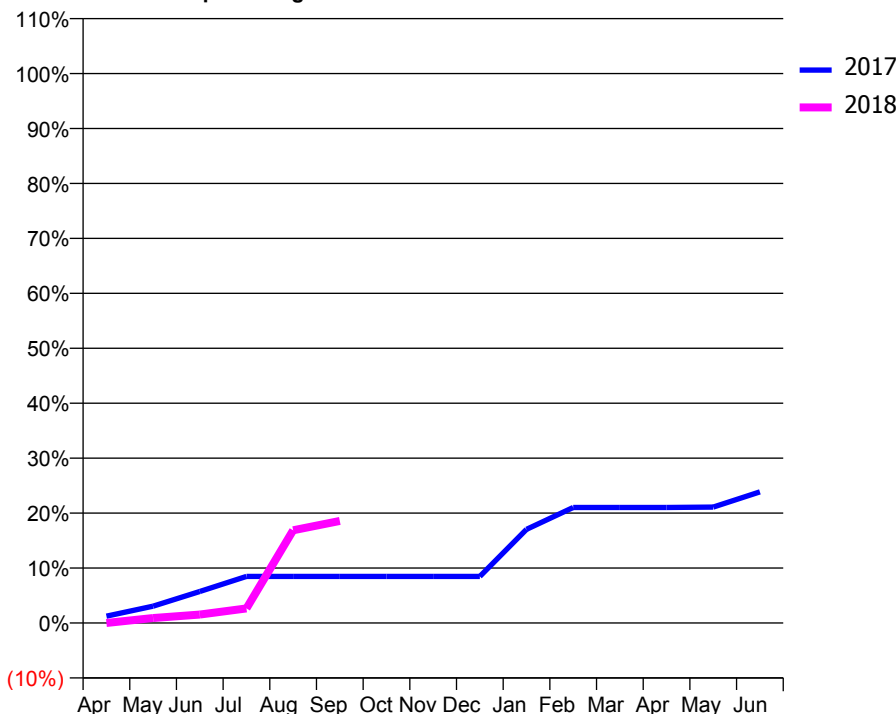
ACCESS*

Patients seen in 24 months	Total	Change since previous quarter
Quarter ending September 2016	2,523	
Quarter ending December 2016	2,350	↓
Quarter ending March 2017	2,146	↓
Quarter ending June 2017	1,933	↓
Quarter ending September 2017	1,991	↑
Variance since September 2016	(21.1%)	↓



ACTIVITY

Cumulative percentage of contracted UDA delivered 2017 & 2018



Month	Adjusted Scheduled Activity (UDA)	
	2017	2018
April	97	0
May	238	71
June	446	121
July	661	207
August	661	1,315
September	661	1,448
October	661	
November	661	
December	661	
January	1,329	
February	1,639	
March	1,639	
April	1,639	
May	1,644	
June	1,860	

QUALITY

	Quantity	Base Number	Contract	AT	Region	England
% of FP17s for the same patient ID Re-attending within 3 months - Children	19	265	7.2%	12.3%	12.8%	11.9%
% of FP17s for the same patient ID Re-attending within 3 months - Adults	74	839	8.8%	16.9%	16.5%	15.9%
% of FP17s for the same patient ID Re-attending between 3 & 9 months - Children	63	265	23.8%	57.6%	59.7%	58.1%
% of FP17s for the same patient ID Re-attending between 3 & 9 months - Adults	218	839	26.0%	50.8%	53.0%	50.6%
% of FP17s for Band 1 Urgent Courses	48	1,025	4.7%	10.4%	9.2%	9.1%
% of FP17s Relating to Free Repair or Replacements	7	1,025	0.7%	0.9%	1.0%	0.8%
% of FP17s Relating to Continuations	0	1,025	0.0%	1.1%	1.2%	1.1%
% of Patients satisfied with the dentistry they have received	1	1	N/A	91.1%	91.6%	91.4%
% of Patients satisfied with the time they had to wait for an appointment	1	1	N/A	87.5%	88.1%	87.7%

* This is based on patients treated on this contract for their most recent course of treatment. Figures in italics indicate the base number of FP17s or Patient Questionnaire responses are less than 100. N/A is shown where the base number of responses is less than 10 during the period. % is calculated as Quantity/Base number*100

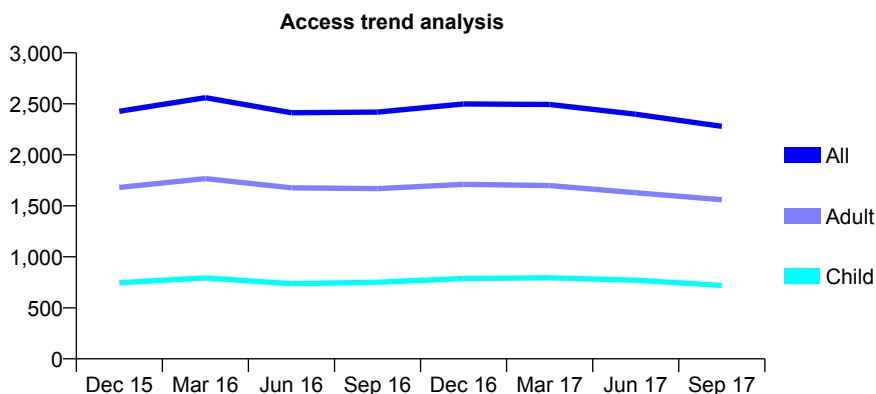
Q46 - Vital Signs At a Glance Contract Report for 959588/0001 - September 2017

Name or company name	MR A KHAN
Contract type name	GDS Contract
Purpose of contract	General
Contract start date	01/04/2006
Contract end date	

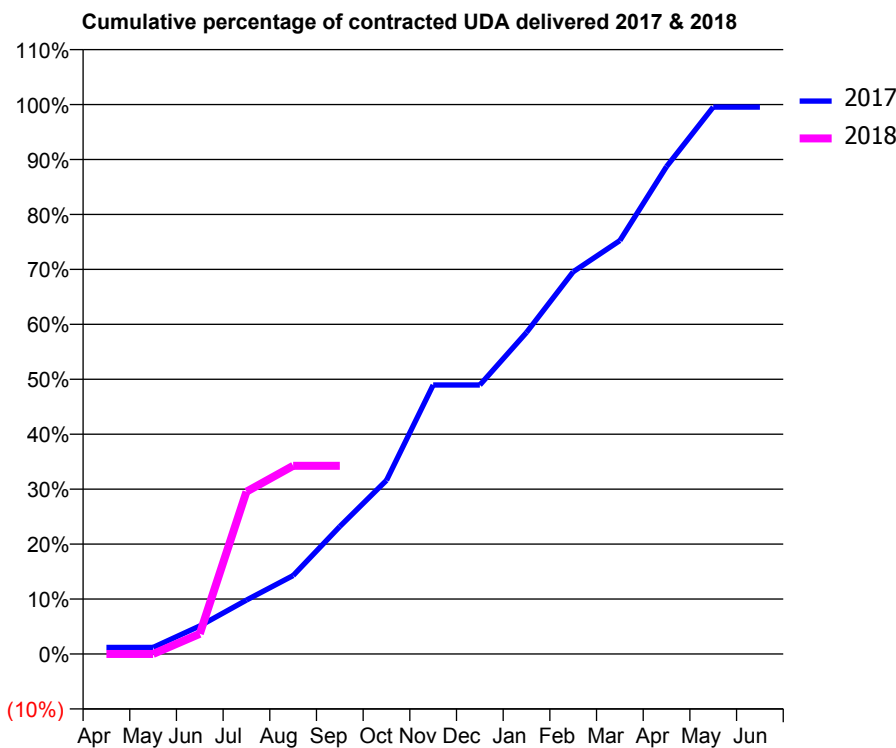
17/18 Contracted general activity (UDA)	5,311
Carry forward general activity (UDA)	0
17/18 Contracted orthodontic activity (UOA)	0
Carry forward orthodontic activity (UOA)	0
Baseline contract value	£158,496.87

ACCESS*

Patients seen in 24 months	Total	Change since previous quarter
Quarter ending September 2016	2,419	
Quarter ending December 2016	2,499	↑
Quarter ending March 2017	2,493	→
Quarter ending June 2017	2,398	↓
Quarter ending September 2017	2,279	↓
Variance since September 2016	(5.8%)	↓



ACTIVITY



Month	Adjusted Scheduled Activity (UDA)	
	2017	2018
April	85	0
May	85	0
June	361	195
July	694	1,570
August	1,010	1,820
September	1,644	1,820
October	2,238	
November	3,467	
December	3,467	
January	4,145	
February	4,926	
March	5,328	
April	6,281	
May	7,047	
June	7,047	

QUALITY

	Quantity	Base Number	Contract	AT	Region	England
% of FP17s for the same patient ID Re-attending within 3 months - Children	103	620	16.6%	12.3%	12.8%	11.9%
% of FP17s for the same patient ID Re-attending within 3 months - Adults	132	1,006	13.1%	16.9%	16.5%	15.9%
% of FP17s for the same patient ID Re-attending between 3 & 9 months - Children	269	620	43.4%	57.6%	59.7%	58.1%
% of FP17s for the same patient ID Re-attending between 3 & 9 months - Adults	440	1,006	43.7%	50.8%	53.0%	50.6%
% of FP17s for Band 1 Urgent Courses	58	828	7.0%	10.4%	9.2%	9.1%
% of FP17s Relating to Free Repair or Replacements	6	828	0.7%	0.9%	1.0%	0.8%
% of FP17s Relating to Continuations	1	828	0.1%	1.1%	1.2%	1.1%
% of Patients satisfied with the dentistry they have received	5	6	N/A	91.1%	91.6%	91.4%
% of Patients satisfied with the time they had to wait for an appointment	4	6	N/A	87.5%	88.1%	87.7%

* This is based on patients treated on this contract for their most recent course of treatment. Figures in italics indicate the base number of FP17s or Patient Questionnaire responses are less than 100. N/A is shown where the base number of responses is less than 10 during the period. % is calculated as Quantity/Base number*100

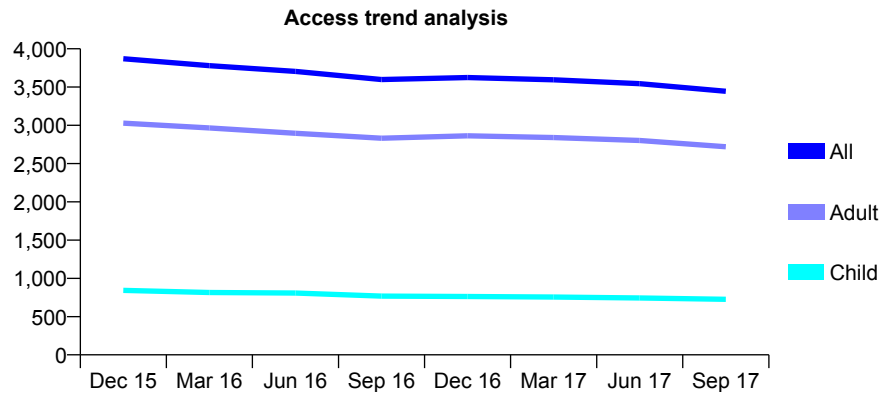
Q46 - Vital Signs At a Glance Contract Report for 959782/0003 - September 2017

Name or company name	MR J MUSA
Contract type name	GDS Contract
Purpose of contract	General
Contract start date	01/09/2013
Contract end date	

17/18 Contracted general activity (UDA)	14,431
Carry forward general activity (UDA)	0
17/18 Contracted orthodontic activity (UOA)	0
Carry forward orthodontic activity (UOA)	0
Baseline contract value	£389,100.09

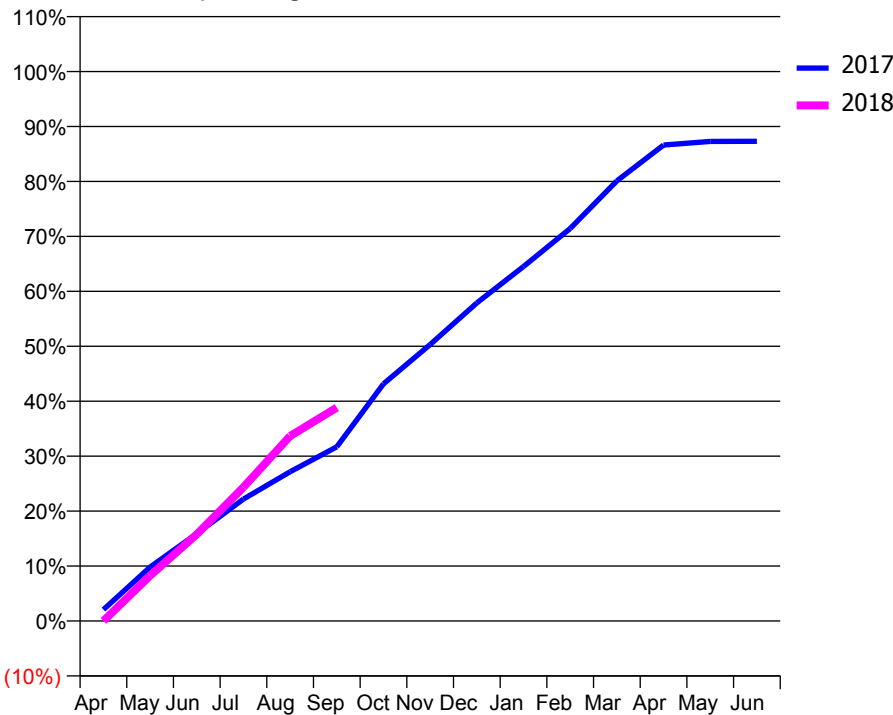
ACCESS*

Patients seen in 24 months	Total	Change since previous quarter
Quarter ending September 2016	3,599	
Quarter ending December 2016	3,624	→
Quarter ending March 2017	3,595	→
Quarter ending June 2017	3,544	↓
Quarter ending September 2017	3,445	↓
Variance since September 2016	(4.3%)	↓



ACTIVITY

Cumulative percentage of contracted UDA delivered 2017 & 2018



Month	Adjusted Scheduled Activity (UDA)	
	2017	2018
April	298	0
May	1,418	1,193
June	2,297	2,279
July	3,204	3,514
August	3,919	4,859
September	4,576	5,603
October	6,230	
November	7,263	
December	8,352	
January	9,311	
February	10,308	
March	11,558	
April	12,501	
May	12,596	
June	12,599	

QUALITY

	Quantity	Base Number	Contract	AT	Region	England
% of FP17s for the same patient ID Re-attending within 3 months - Children	79	569	13.9%	12.3%	12.8%	11.9%
% of FP17s for the same patient ID Re-attending within 3 months - Adults	486	2,185	22.2%	16.9%	16.5%	15.9%
% of FP17s for the same patient ID Re-attending between 3 & 9 months - Children	343	569	60.3%	57.6%	59.7%	58.1%
% of FP17s for the same patient ID Re-attending between 3 & 9 months - Adults	1,220	2,185	55.8%	50.8%	53.0%	50.6%
% of FP17s for Band 1 Urgent Courses	177	2,412	7.3%	10.4%	9.2%	9.1%
% of FP17s Relating to Free Repair or Replacements	73	2,412	3.0%	0.9%	1.0%	0.8%
% of FP17s Relating to Continuations	34	2,412	1.4%	1.1%	1.2%	1.1%
% of Patients satisfied with the dentistry they have received	8	9	N/A	91.1%	91.6%	91.4%
% of Patients satisfied with the time they had to wait for an appointment	9	9	N/A	87.5%	88.1%	87.7%

* This is based on patients treated on this contract for their most recent course of treatment. Figures in italics indicate the base number of FP17s or Patient Questionnaire responses are less than 100. N/A is shown where the base number of responses is less than 10 during the period. % is calculated as Quantity/Base number*100

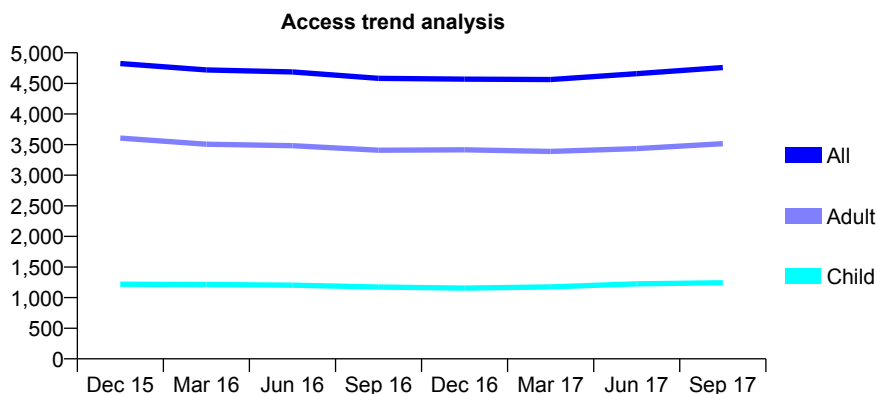
Q46 - Vital Signs At a Glance Contract Report for 959782/0004 - September 2017

Name or company name	MR J MUSA
Contract type name	GDS Contract
Purpose of contract	General
Contract start date	01/09/2013
Contract end date	

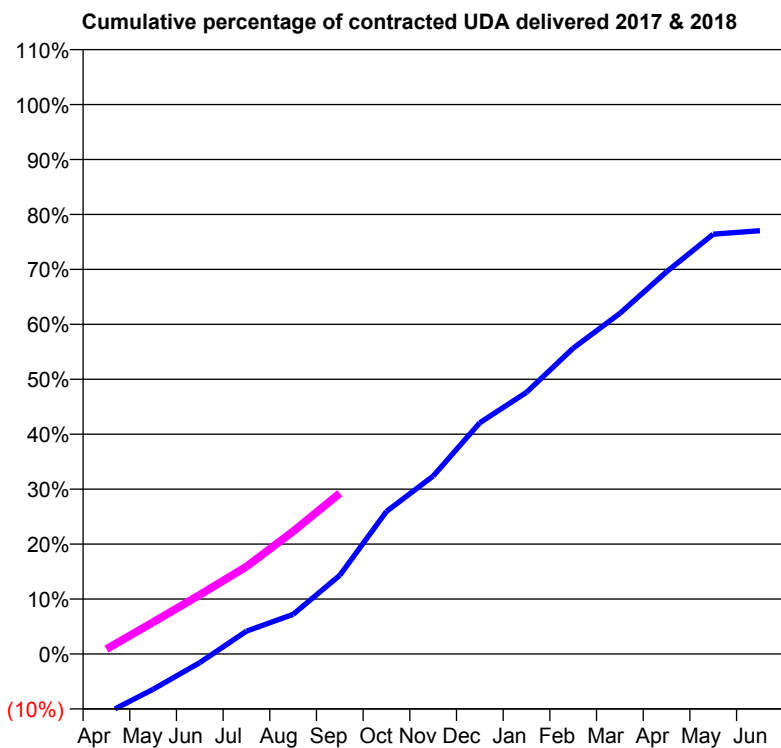
17/18 Contracted general activity (UDA)	16,900
Carry forward general activity (UDA)	0
17/18 Contracted orthodontic activity (UOA)	0
Carry forward orthodontic activity (UOA)	0
Baseline contract value	£415,092.52

ACCESS*

Patients seen in 24 months	Total	Change since previous quarter
Quarter ending September 2016	4,583	
Quarter ending December 2016	4,570	→
Quarter ending March 2017	4,564	→
Quarter ending June 2017	4,660	↑
Quarter ending September 2017	4,759	↑
Variance since September 2016	3.8%	↑



ACTIVITY



Month	Adjusted Scheduled Activity (UDA)	
	2017	2018
April	-1,827	148
May	-1,090	977
June	-268	1,818
July	705	2,690
August	1,221	3,772
September	2,422	4,942
October	4,388	
November	5,474	
December	7,113	
January	8,047	
February	9,406	
March	10,476	
April	11,757	
May	12,913	
June	13,017	

QUALITY

	Quantity	Base Number	Contract	AT	Region	England
% of FP17s for the same patient ID Re-attending within 3 months - Children	100	1,044	9.6%	12.3%	12.8%	11.9%
% of FP17s for the same patient ID Re-attending within 3 months - Adults	358	2,821	12.7%	16.9%	16.5%	15.9%
% of FP17s for the same patient ID Re-attending between 3 & 9 months - Children	638	1,044	61.1%	57.6%	59.7%	58.1%
% of FP17s for the same patient ID Re-attending between 3 & 9 months - Adults	1,753	2,821	62.1%	50.8%	53.0%	50.6%
% of FP17s for Band 1 Urgent Courses	198	2,710	7.3%	10.4%	9.2%	9.1%
% of FP17s Relating to Free Repair or Replacements	75	2,710	2.8%	0.9%	1.0%	0.8%
% of FP17s Relating to Continuations	22	2,710	0.8%	1.1%	1.2%	1.1%
% of Patients satisfied with the dentistry they have received	9	9	N/A	91.1%	91.6%	91.4%
% of Patients satisfied with the time they had to wait for an appointment	9	9	N/A	87.5%	88.1%	87.7%

* This is based on patients treated on this contract for their most recent course of treatment. Figures in italics indicate the base number of FP17s or Patient Questionnaire responses are less than 100. N/A is shown where the base number of responses is less than 10 during the period. % is calculated as Quantity/Base number*100

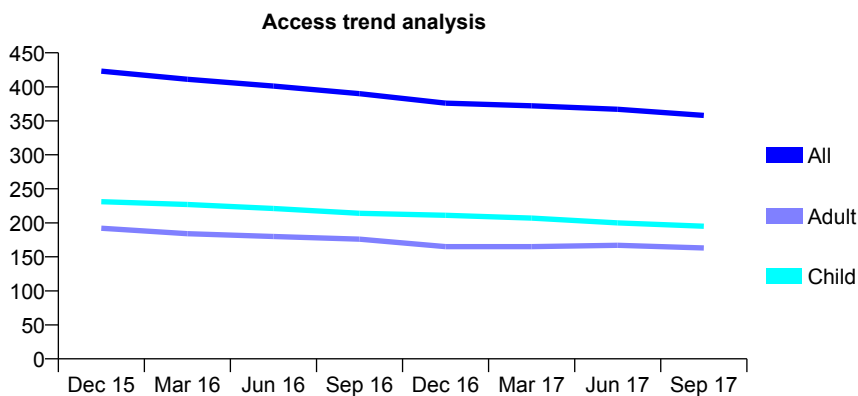
Q46 - Vital Signs At a Glance Contract Report for 960888/0001 - September 2017

Name or company name	MR SW ANDERTON
Contract type name	GDS Contract
Purpose of contract	General
Contract start date	01/12/2007
Contract end date	

17/18 Contracted general activity (UDA)	1,700
Carry forward general activity (UDA)	0
17/18 Contracted orthodontic activity (UOA)	0
Carry forward orthodontic activity (UOA)	0
Baseline contract value	£35,773.86

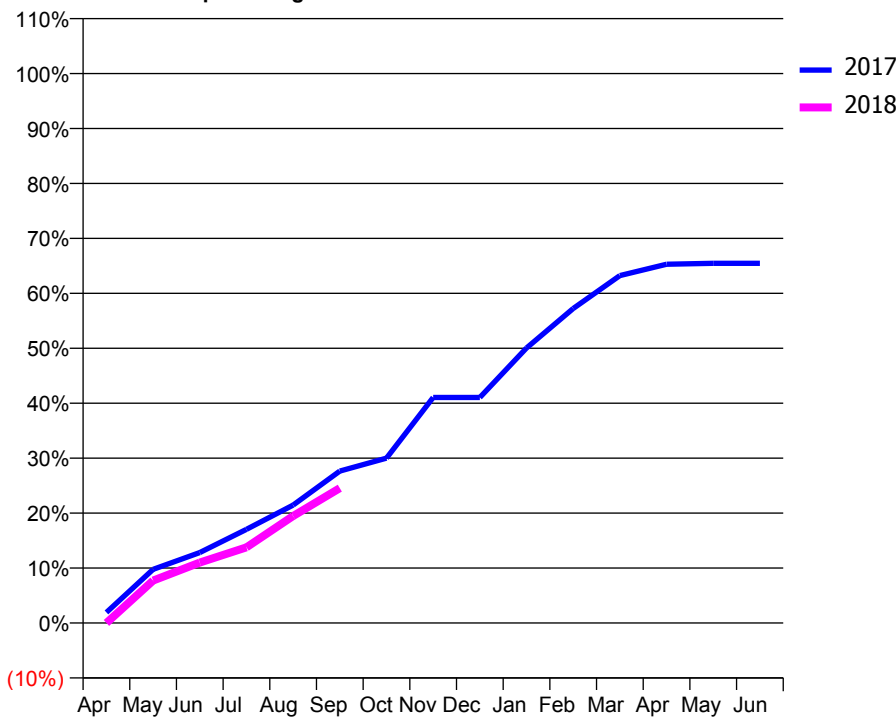
ACCESS*

Patients seen in 24 months	Total	Change since previous quarter
Quarter ending September 2016	390	
Quarter ending December 2016	376	↓
Quarter ending March 2017	372	↓
Quarter ending June 2017	367	↓
Quarter ending September 2017	358	↓
Variance since September 2016	(8.2%)	↓



ACTIVITY

Cumulative percentage of contracted UDA delivered 2017 & 2018



Month	Adjusted Scheduled Activity (UDA)	
	2017	2018
April	33	0
May	166	131
June	218	187
July	290	234
August	365	331
September	470	417
October	510	
November	698	
December	698	
January	851	
February	973	
March	1,075	
April	1,110	
May	1,113	
June	1,113	

QUALITY

	Quantity	Base Number	Contract	AT	Region	England
% of FP17s for the same patient ID Re-attending within 3 months - Children	6	167	3.6%	12.3%	12.8%	11.9%
% of FP17s for the same patient ID Re-attending within 3 months - Adults	6	93	6.5%	16.9%	16.5%	15.9%
% of FP17s for the same patient ID Re-attending between 3 & 9 months - Children	132	167	79.0%	57.6%	59.7%	58.1%
% of FP17s for the same patient ID Re-attending between 3 & 9 months - Adults	68	93	73.1%	50.8%	53.0%	50.6%
% of FP17s for Band 1 Urgent Courses	1	240	0.4%	10.4%	9.2%	9.1%
% of FP17s Relating to Free Repair or Replacements	0	240	0.0%	0.9%	1.0%	0.8%
% of FP17s Relating to Continuations	0	240	0.0%	1.1%	1.2%	1.1%
% of Patients satisfied with the dentistry they have received	0	0	N/A	91.1%	91.6%	91.4%
% of Patients satisfied with the time they had to wait for an appointment	0	0	N/A	87.5%	88.1%	87.7%

* This is based on patients treated on this contract for their most recent course of treatment. Figures in italics indicate the base number of FP17s or Patient Questionnaire responses are less than 100. N/A is shown where the base number of responses is less than 10 during the period. % is calculated as Quantity/Base number*100

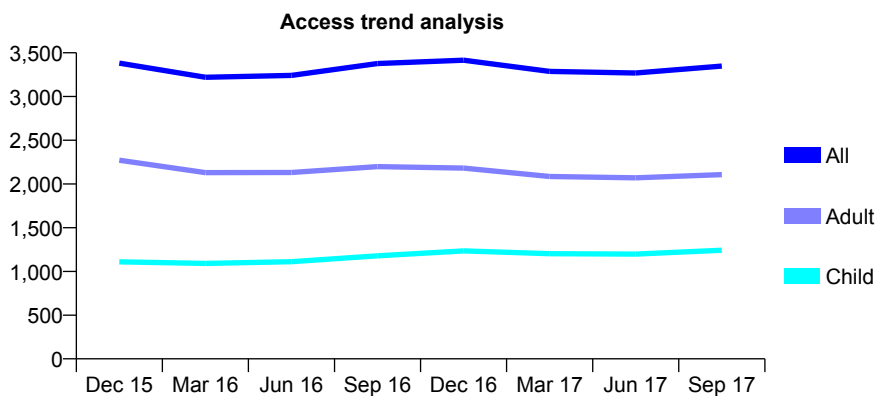
Q46 - Vital Signs At a Glance Contract Report for 962872/0001 - September 2017

Name or company name	MR SC LI
Contract type name	GDS Contract
Purpose of contract	General
Contract start date	01/10/2011
Contract end date	

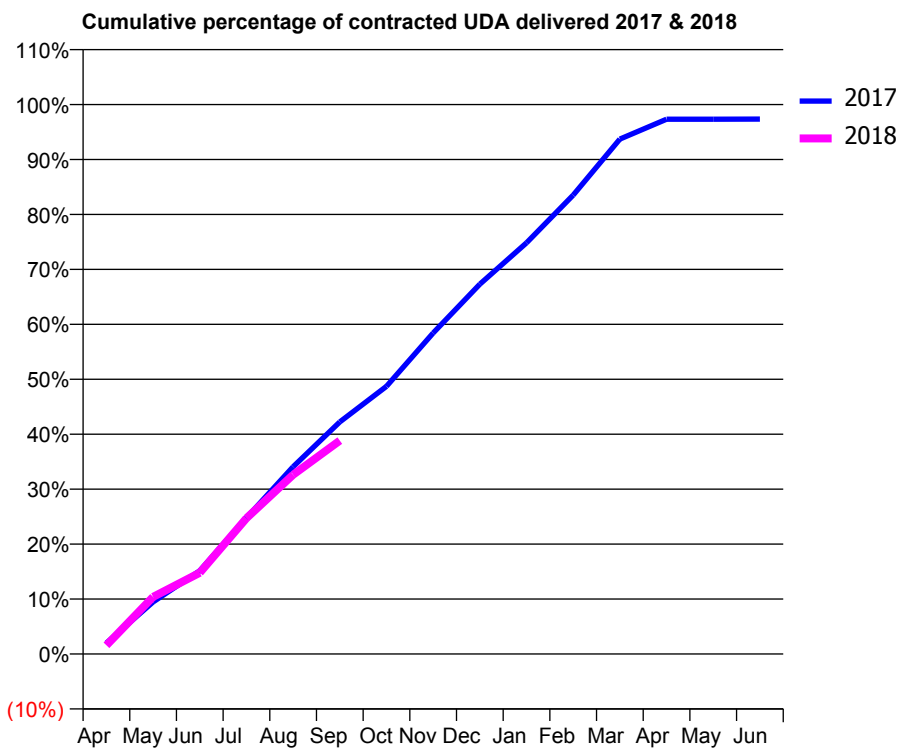
17/18 Contracted general activity (UDA)	10,303
Carry forward general activity (UDA)	0
17/18 Contracted orthodontic activity (UOA)	0
Carry forward orthodontic activity (UOA)	0
Baseline contract value	£369,675.03

ACCESS*

Patients seen in 24 months	Total	Change since previous quarter
Quarter ending September 2016	3,377	
Quarter ending December 2016	3,416	→
Quarter ending March 2017	3,288	↓
Quarter ending June 2017	3,269	→
Quarter ending September 2017	3,349	↑
Variance since September 2016	(0.8%)	→



ACTIVITY



Month	Adjusted Scheduled Activity (UDA)	
	2017	2018
April	207	165
May	977	1,071
June	1,560	1,525
July	2,553	2,546
August	3,512	3,360
September	4,352	4,003
October	5,020	
November	6,019	
December	6,935	
January	7,709	
February	8,604	
March	9,655	
April	10,028	
May	10,028	
June	10,029	

QUALITY

	Quantity	Base Number	Contract	AT	Region	England
% of FP17s for the same patient ID Re-attending within 3 months - Children	76	963	7.9%	12.3%	12.8%	11.9%
% of FP17s for the same patient ID Re-attending within 3 months - Adults	199	1,556	12.8%	16.9%	16.5%	15.9%
% of FP17s for the same patient ID Re-attending between 3 & 9 months - Children	597	963	62.0%	57.6%	59.7%	58.1%
% of FP17s for the same patient ID Re-attending between 3 & 9 months - Adults	925	1,556	59.4%	50.8%	53.0%	50.6%
% of FP17s for Band 1 Urgent Courses	174	2,337	7.4%	10.4%	9.2%	9.1%
% of FP17s Relating to Free Repair or Replacements	10	2,337	0.4%	0.9%	1.0%	0.8%
% of FP17s Relating to Continuations	5	2,337	0.2%	1.1%	1.2%	1.1%
% of Patients satisfied with the dentistry they have received	4	4	N/A	91.1%	91.6%	91.4%
% of Patients satisfied with the time they had to wait for an appointment	3	4	N/A	87.5%	88.1%	87.7%

* This is based on patients treated on this contract for their most recent course of treatment. Figures in italics indicate the base number of FP17s or Patient Questionnaire responses are less than 100. N/A is shown where the base number of responses is less than 10 during the period. % is calculated as Quantity/Base number*100

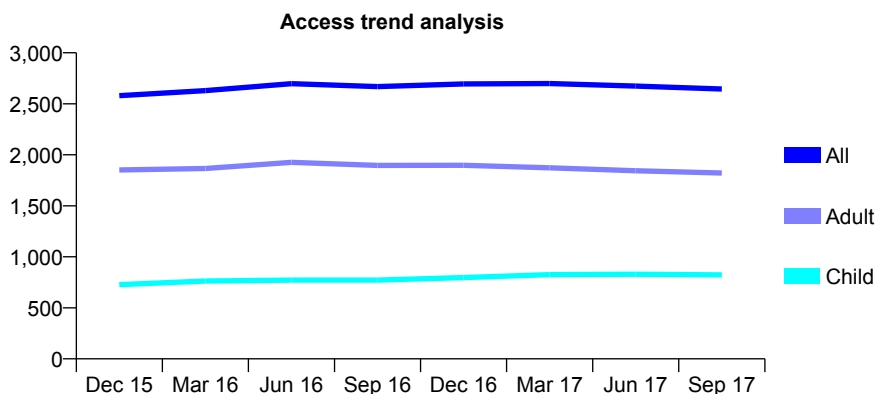
Q46 - Vital Signs At a Glance Contract Report for 967378/0001 - September 2017

Name or company name	MRS A VITKUNIENE
Contract type name	GDS Contract
Purpose of contract	General
Contract start date	01/04/2006
Contract end date	

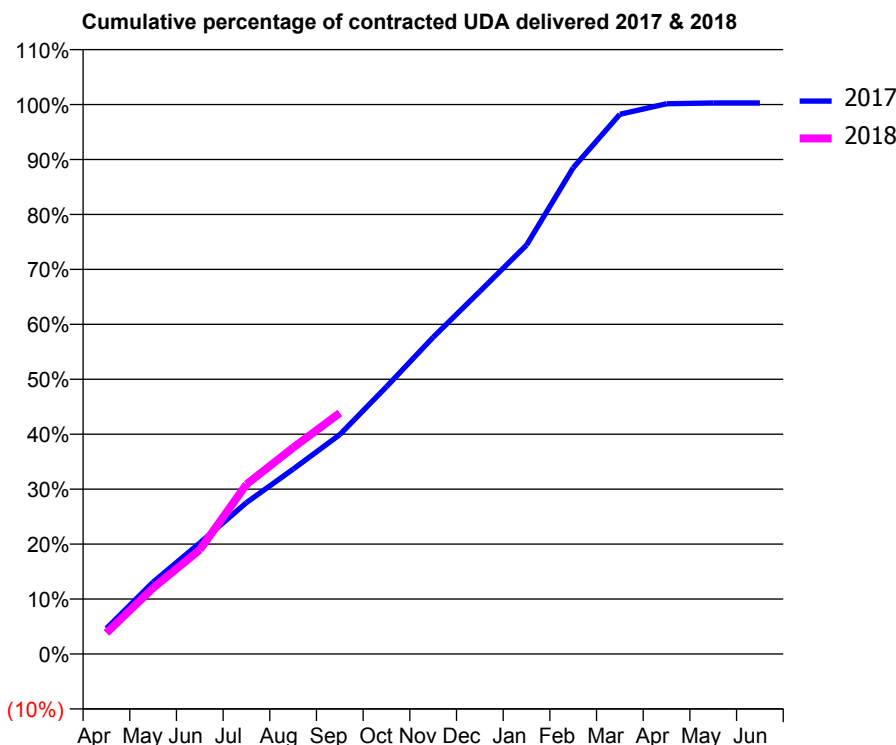
17/18 Contracted general activity (UDA)	8,185
Carry forward general activity (UDA)	0
17/18 Contracted orthodontic activity (UOA)	0
Carry forward orthodontic activity (UOA)	0
Baseline contract value	£221,050.26

ACCESS*

Patients seen in 24 months	Total	Change since previous quarter
Quarter ending September 2016	2,668	
Quarter ending December 2016	2,695	→
Quarter ending March 2017	2,699	→
Quarter ending June 2017	2,674	→
Quarter ending September 2017	2,645	↓
Variance since September 2016	(0.9%)	→



ACTIVITY



Month	Adjusted Scheduled Activity (UDA)	
	2017	2018
April	380	315
May	1,071	985
June	1,653	1,553
July	2,256	2,528
August	2,753	3,074
September	3,269	3,590
October	3,981	
November	4,718	
December	5,401	
January	6,090	
February	7,244	
March	8,039	
April	8,196	
May	8,208	
June	8,208	

QUALITY

	Quantity	Base Number	Contract	AT	Region	England
% of FP17s for the same patient ID Re-attending within 3 months - Children	35	409	8.6%	12.3%	12.8%	11.9%
% of FP17s for the same patient ID Re-attending within 3 months - Adults	208	941	22.1%	16.9%	16.5%	15.9%
% of FP17s for the same patient ID Re-attending between 3 & 9 months - Children	124	409	30.3%	57.6%	59.7%	58.1%
% of FP17s for the same patient ID Re-attending between 3 & 9 months - Adults	227	941	24.1%	50.8%	53.0%	50.6%
% of FP17s for Band 1 Urgent Courses	316	1,292	24.5%	10.4%	9.2%	9.1%
% of FP17s Relating to Free Repair or Replacements	12	1,292	0.9%	0.9%	1.0%	0.8%
% of FP17s Relating to Continuations	7	1,292	0.5%	1.1%	1.2%	1.1%
% of Patients satisfied with the dentistry they have received	1	1	N/A	91.1%	91.6%	91.4%
% of Patients satisfied with the time they had to wait for an appointment	1	1	N/A	87.5%	88.1%	87.7%

* This is based on patients treated on this contract for their most recent course of treatment. Figures in italics indicate the base number of FP17s or Patient Questionnaire responses are less than 100. N/A is shown where the base number of responses is less than 10 during the period. % is calculated as Quantity/Base number*100

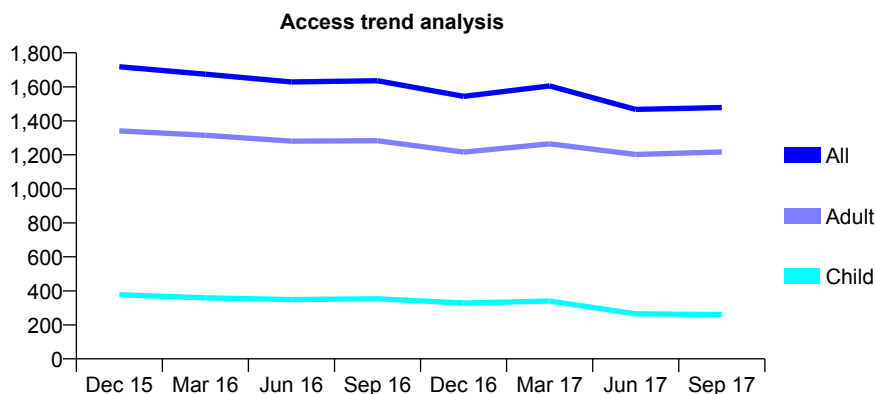
Q46 - Vital Signs At a Glance Contract Report for 982830/0001 - September 2017

Name or company name	MR GT BENNETT
Contract type name	GDS Contract
Purpose of contract	General
Contract start date	01/04/2006
Contract end date	

17/18 Contracted general activity (UDA)	6,562
Carry forward general activity (UDA)	0
17/18 Contracted orthodontic activity (UOA)	0
Carry forward orthodontic activity (UOA)	0
Baseline contract value	£164,069.99

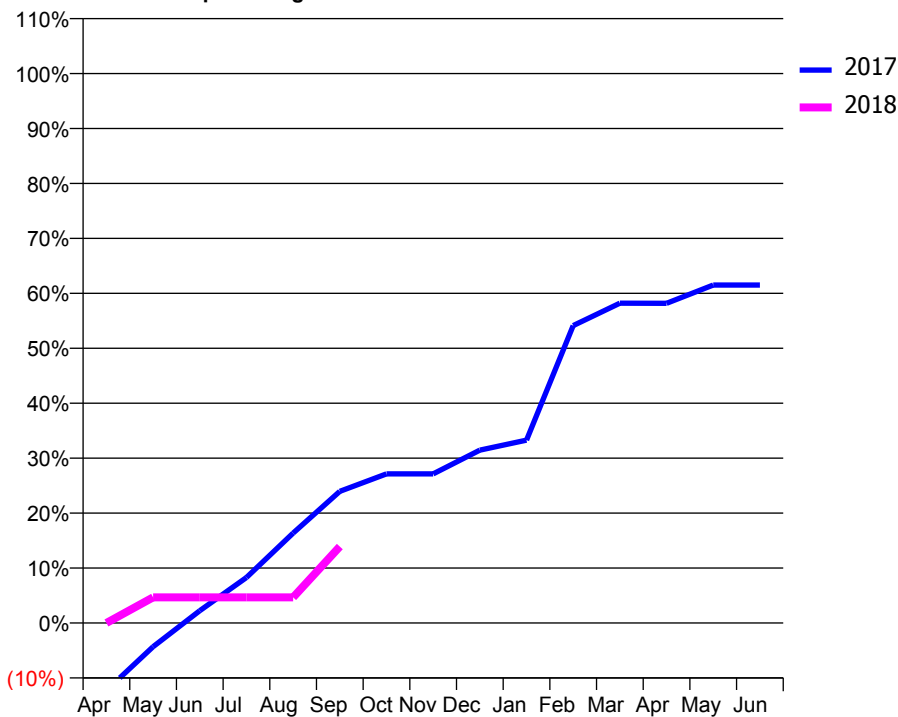
ACCESS*

Patients seen in 24 months	Total	Change since previous quarter
Quarter ending September 2016	1,636	
Quarter ending December 2016	1,544	↓
Quarter ending March 2017	1,605	↑
Quarter ending June 2017	1,467	↓
Quarter ending September 2017	1,478	→
Variance since September 2016	(9.7%)	↓



ACTIVITY

Cumulative percentage of contracted UDA delivered 2017 & 2018



Month	Adjusted Scheduled Activity (UDA)	
	2017	2018
April	-807	0
May	-284	306
June	147	306
July	544	306
August	1,074	306
September	1,573	913
October	1,781	
November	1,781	
December	2,064	
January	2,184	
February	3,552	
March	3,820	
April	3,817	
May	4,037	
June	4,037	

QUALITY

	Quantity	Base Number	Contract	AT	Region	England
% of FP17s for the same patient ID Re-attending within 3 months - Children	1	92	1.1%	12.3%	12.8%	11.9%
% of FP17s for the same patient ID Re-attending within 3 months - Adults	43	532	8.1%	16.9%	16.5%	15.9%
% of FP17s for the same patient ID Re-attending between 3 & 9 months - Children	19	92	20.7%	57.6%	59.7%	58.1%
% of FP17s for the same patient ID Re-attending between 3 & 9 months - Adults	132	532	24.8%	50.8%	53.0%	50.6%
% of FP17s for Band 1 Urgent Courses	68	544	12.5%	10.4%	9.2%	9.1%
% of FP17s Relating to Free Repair or Replacements	3	544	0.6%	0.9%	1.0%	0.8%
% of FP17s Relating to Continuations	9	544	1.7%	1.1%	1.2%	1.1%
% of Patients satisfied with the dentistry they have received	2	2	N/A	91.1%	91.6%	91.4%
% of Patients satisfied with the time they had to wait for an appointment	2	2	N/A	87.5%	88.1%	87.7%

* This is based on patients treated on this contract for their most recent course of treatment. Figures in italics indicate the base number of FP17s or Patient Questionnaire responses are less than 100. N/A is shown where the base number of responses is less than 10 during the period. % is calculated as Quantity/Base number*100

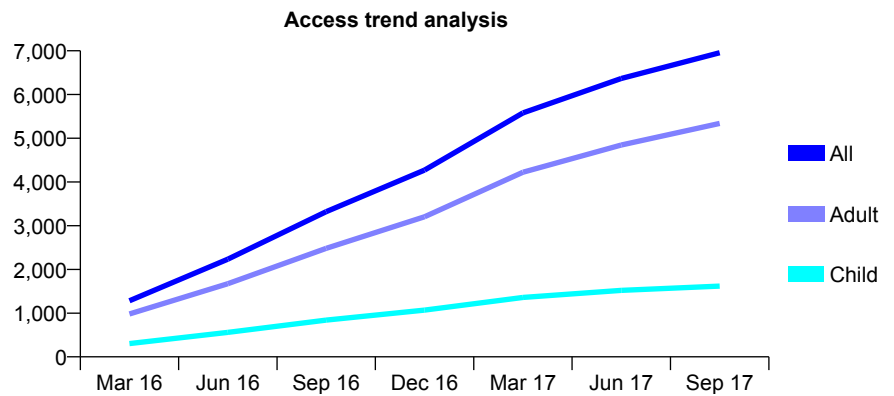
Q46 - Vital Signs At a Glance Contract Report for 990744/0002 - September 2017

Name or company name	Griffin Dental Partnership Ltd
Contract type name	GDS Contract
Purpose of contract	General
Contract start date	01/01/2016
Contract end date	

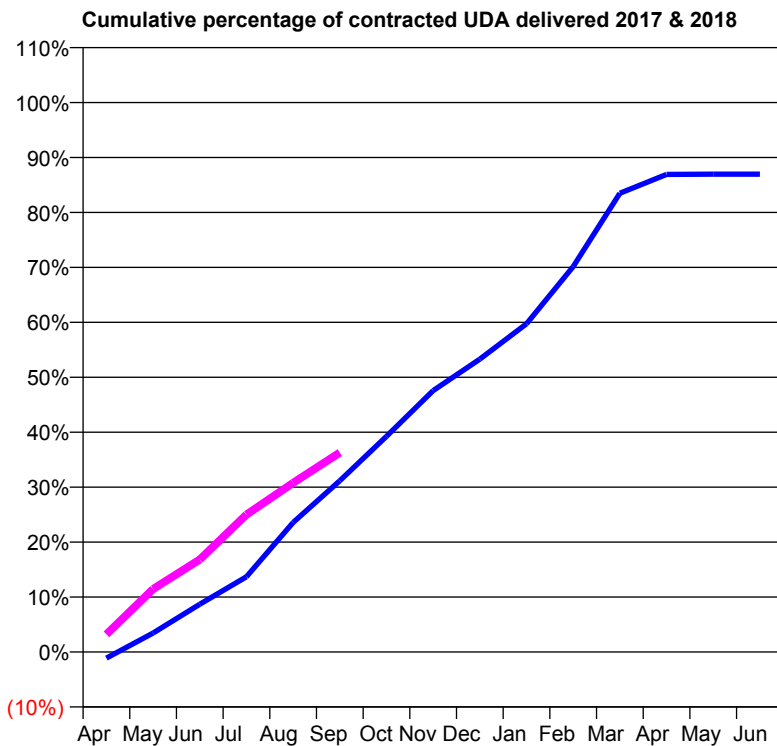
17/18 Contracted general activity (UDA)	23,529
Carry forward general activity (UDA)	0
17/18 Contracted orthodontic activity (UOA)	0
Carry forward orthodontic activity (UOA)	0
Baseline contract value	£800,670.05

ACCESS*

Patients seen in 24 months	Total	Change since previous quarter
Quarter ending September 2016	3,319	
Quarter ending December 2016	4,272	↑
Quarter ending March 2017	5,581	↑
Quarter ending June 2017	6,366	↑
Quarter ending September 2017	6,956	↑
Variance since September 2016	109.6%	↑



ACTIVITY



Month	Adjusted Scheduled Activity (UDA)	
	2017	2018
April	-267	755
May	816	2,697
June	2,045	3,962
July	3,224	5,886
August	5,545	7,241
September	7,337	8,537
October	9,238	
November	11,192	
December	12,543	
January	14,053	
February	16,503	
March	19,644	
April	20,452	
May	20,464	
June	20,464	

QUALITY

	Quantity	Base Number	Contract	AT	Region	England
% of FP17s for the same patient ID Re-attending within 3 months - Children	51	702	7.3%	12.3%	12.8%	11.9%
% of FP17s for the same patient ID Re-attending within 3 months - Adults	395	2,474	16.0%	16.9%	16.5%	15.9%
% of FP17s for the same patient ID Re-attending between 3 & 9 months - Children	183	702	26.1%	57.6%	59.7%	58.1%
% of FP17s for the same patient ID Re-attending between 3 & 9 months - Adults	603	2,474	24.4%	50.8%	53.0%	50.6%
% of FP17s for Band 1 Urgent Courses	289	2,920	9.9%	10.4%	9.2%	9.1%
% of FP17s Relating to Free Repair or Replacements	28	2,920	1.0%	0.9%	1.0%	0.8%
% of FP17s Relating to Continuations	10	2,920	0.3%	1.1%	1.2%	1.1%
% of Patients satisfied with the dentistry they have received	6	7	N/A	91.1%	91.6%	91.4%
% of Patients satisfied with the time they had to wait for an appointment	5	7	N/A	87.5%	88.1%	87.7%

* This is based on patients treated on this contract for their most recent course of treatment. Figures in italics indicate the base number of FP17s or Patient Questionnaire responses are less than 100. N/A is shown where the base number of responses is less than 10 during the period. % is calculated as Quantity/Base number*100