

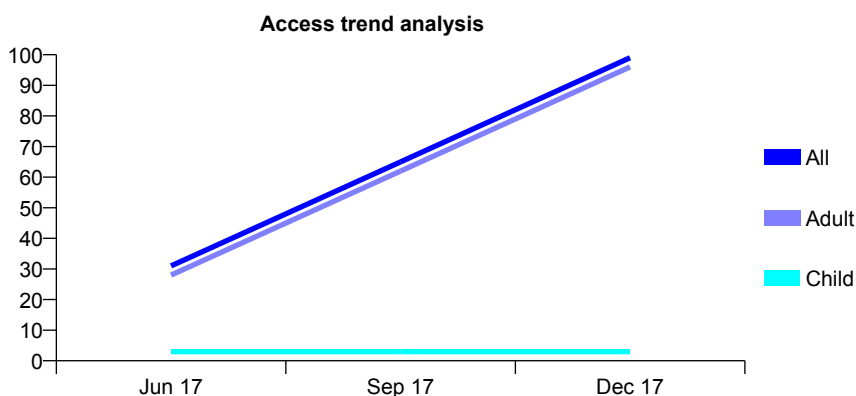
## 7A1 - Vital Signs At a Glance Contract Report for 100365/0000 - December 2017

Name or company name	Dr M Ramzan
Contract type name	PDS Contract
Purpose of contract	General
Contract start date	01/04/2017
Contract end date	31/12/2017

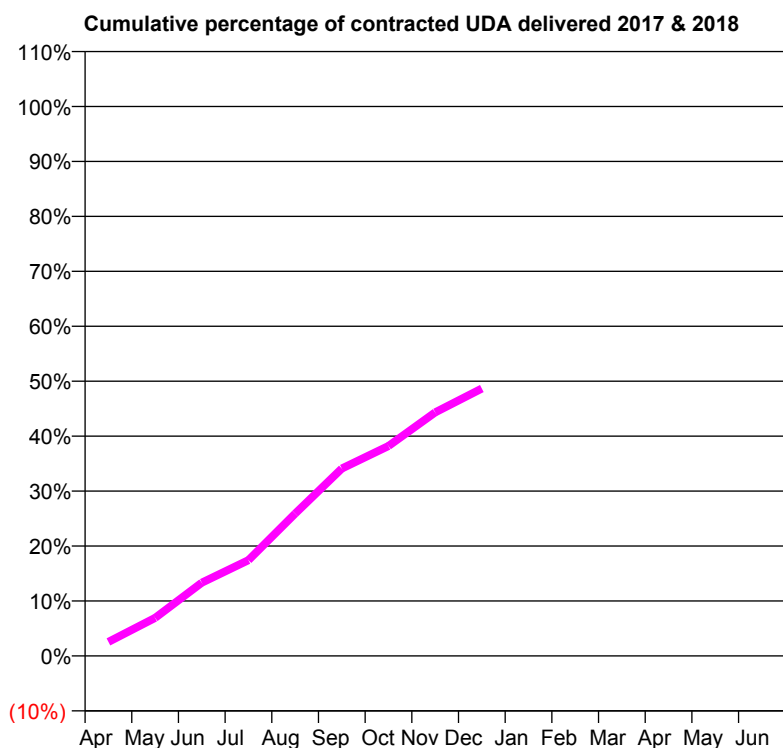
17/18 Contracted general activity (UDA)	468
Carry forward general activity (UDA)	0
17/18 Contracted orthodontic activity (UOA)	0
Carry forward orthodontic activity (UOA)	0
Baseline contract value	£18,118.03

### ACCESS\*

Patients seen in 24 months	Total	Change since previous quarter
Quarter ending December 2016	0	
Quarter ending March 2017	0	
Quarter ending June 2017	31	↑
Quarter ending September 2017	65	↑
Quarter ending December 2017	99	↑
<b>Variance since December 2016</b>	N/A	



### ACTIVITY



Month	Adjusted Scheduled Activity (UDA)	
	2017	2018
April	0	12
May	0	32
June	0	62
July	0	82
August	0	121
September	0	160
October	0	179
November	0	207
December	0	228
January	0	
February	0	
March	0	
April	0	
May	0	
June	0	

### QUALITY

	Quantity	Base Number	Contract	LHB	Wales
% of FP17s for the same patient ID Re-attending within 3 months - Children	0	4	0.0%	8.0%	11.0%
% of FP17s for the same patient ID Re-attending within 3 months - Adults	6	193	3.1%	13.7%	16.1%
% of FP17s for the same patient ID Re-attending between 3 & 9 months - Children	0	4	0.0%	58.5%	58.9%
% of FP17s for the same patient ID Re-attending between 3 & 9 months - Adults	2	193	1.0%	53.9%	55.2%
% of FP17s for Band 1 Urgent Courses	194	197	98.5%	8.3%	9.0%
% of FP17s Relating to Free Repair or Replacements	0	197	0.0%	0.8%	0.7%
% of FP17s Relating to Continuations	0	197	0.0%	0.9%	0.8%
% of Patients satisfied with the dentistry they have received	0	0	N/A	91.9%	91.9%
% of Patients satisfied with the time they had to wait for an appointment	0	0	N/A	87.7%	87.9%

\* This is based on patients treated on this contract for their most recent course of treatment. Figures in italics indicate the base number of FP17s or Patient Questionnaire responses are less than 100. N/A is shown where the base number of responses is less than 10 during the period. % is calculated as Quantity/Base number\*100

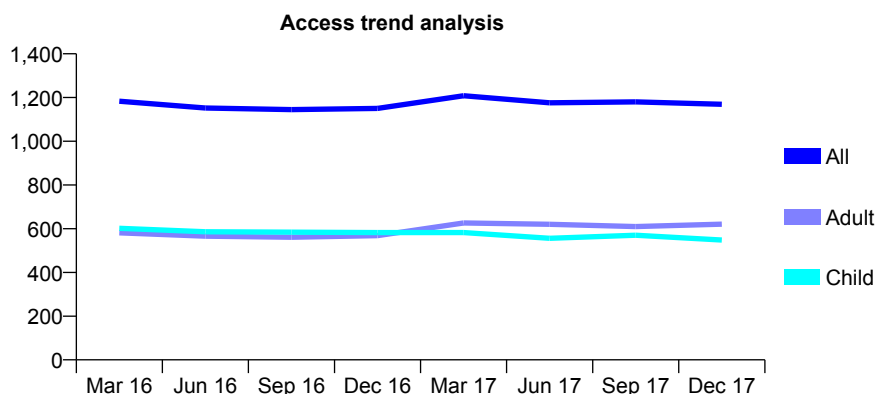
## 7A1 - Vital Signs At a Glance Contract Report for 101281/0086 - December 2017

Name or company name	OASIS DENTAL CARE LTD
Contract type name	GDS Contract
Purpose of contract	General
Contract start date	01/04/2006
Contract end date	

17/18 Contracted general activity (UDA)	3,000
Carry forward general activity (UDA)	0
17/18 Contracted orthodontic activity (UOA)	0
Carry forward orthodontic activity (UOA)	0
Baseline contract value	£73,205.41

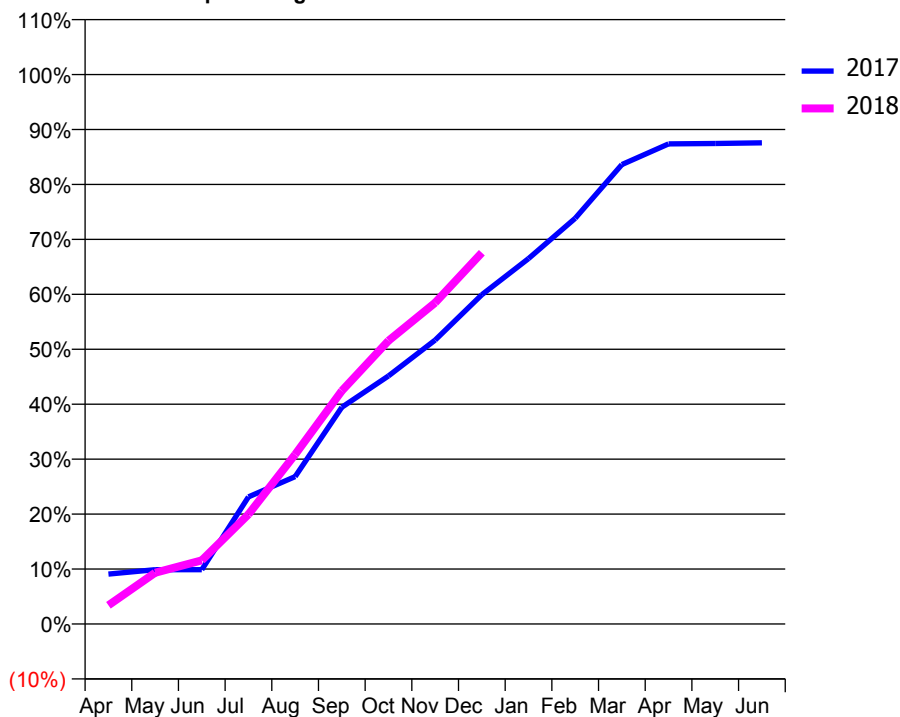
### ACCESS\*

Patients seen in 24 months	Total	Change since previous quarter
Quarter ending December 2016	1,150	
Quarter ending March 2017	1,208	↑
Quarter ending June 2017	1,176	↓
Quarter ending September 2017	1,180	→
Quarter ending December 2017	1,169	→
<b>Variance since December 2016</b>	<b>1.7%</b>	<b>→</b>



### ACTIVITY

Cumulative percentage of contracted UDA delivered 2017 & 2018



Month	Adjusted Scheduled Activity (UDA)	
	2017	2018
April	318	102
May	346	280
June	346	347
July	810	599
August	939	926
September	1,380	1,273
October	1,581	1,546
November	1,808	1,754
December	2,098	2,027
January	2,328	
February	2,584	
March	2,926	
April	3,058	
May	3,061	
June	3,065	

### QUALITY

	Quantity	Base Number	Contract	LHB	Wales
% of FP17s for the same patient ID Re-attending within 3 months - Children	48	710	6.8%	8.0%	11.0%
% of FP17s for the same patient ID Re-attending within 3 months - Adults	88	610	14.4%	13.7%	16.1%
% of FP17s for the same patient ID Re-attending between 3 & 9 months - Children	506	710	71.3%	58.5%	58.9%
% of FP17s for the same patient ID Re-attending between 3 & 9 months - Adults	380	610	62.3%	53.9%	55.2%
% of FP17s for Band 1 Urgent Courses	59	1,256	4.7%	8.3%	9.0%
% of FP17s Relating to Free Repair or Replacements	1	1,256	0.1%	0.8%	0.7%
% of FP17s Relating to Continuations	1	1,256	0.1%	0.9%	0.8%
% of Patients satisfied with the dentistry they have received	3	3	N/A	91.9%	91.9%
% of Patients satisfied with the time they had to wait for an appointment	3	3	N/A	87.7%	87.9%

\* This is based on patients treated on this contract for their most recent course of treatment. Figures in italics indicate the base number of FP17s or Patient Questionnaire responses are less than 100. N/A is shown where the base number of responses is less than 10 during the period. % is calculated as Quantity/Base number\*100

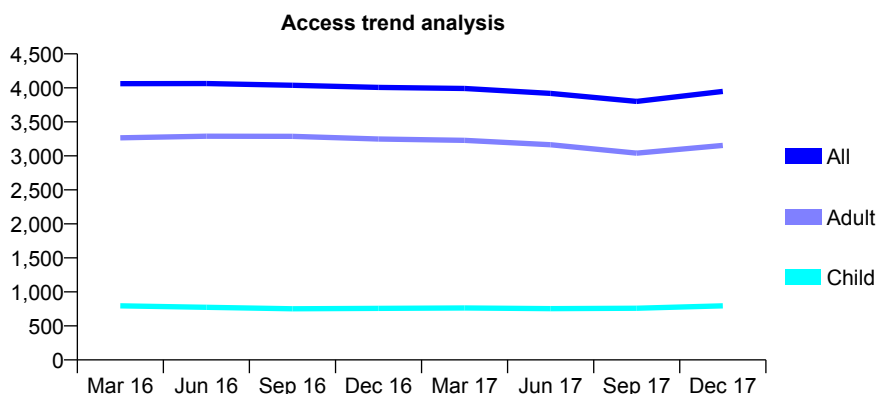
## 7A1 - Vital Signs At a Glance Contract Report for 101281/0116 - December 2017

Name or company name	OASIS DENTAL CARE LTD
Contract type name	GDS Contract
Purpose of contract	General
Contract start date	01/04/2006
Contract end date	

17/18 Contracted general activity (UDA)	13,500
Carry forward general activity (UDA)	0
17/18 Contracted orthodontic activity (UOA)	0
Carry forward orthodontic activity (UOA)	0
Baseline contract value	£322,503.12

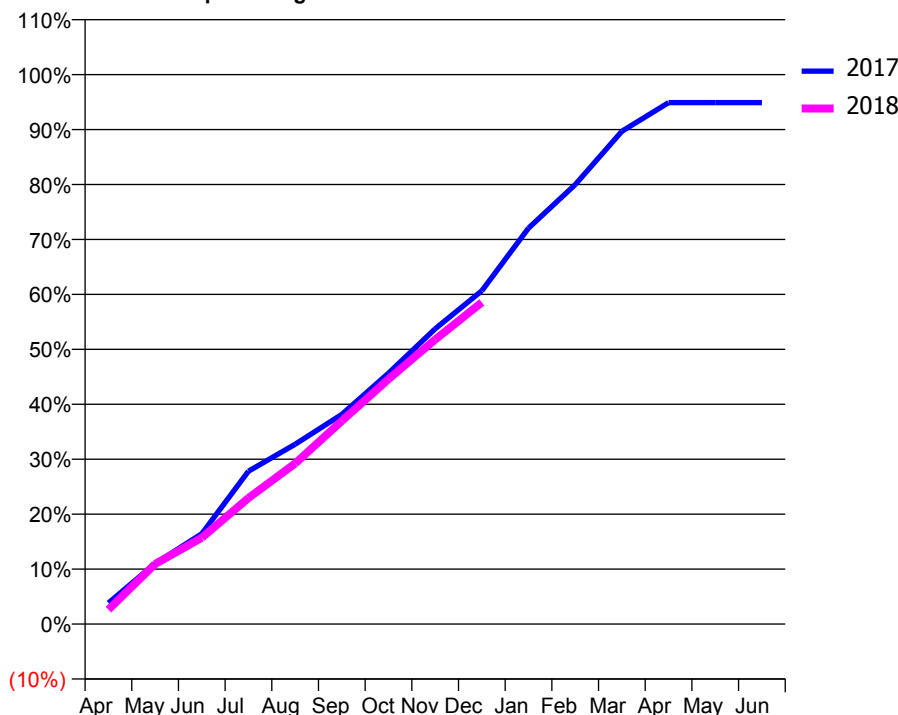
### ACCESS\*

Patients seen in 24 months	Total	Change since previous quarter
Quarter ending December 2016	4,006	
Quarter ending March 2017	3,992	→
Quarter ending June 2017	3,918	↓
Quarter ending September 2017	3,800	↓
Quarter ending December 2017	3,948	↑
<b>Variance since December 2016</b>	<b>(1.4%)</b>	<b>↓</b>



### ACTIVITY

Cumulative percentage of contracted UDA delivered 2017 & 2018



Adjusted Scheduled Activity (UDA)

Month	2017	2018
April	540	354
May	1,545	1,476
June	2,301	2,121
July	3,895	3,097
August	4,580	3,946
September	5,343	4,991
October	6,393	6,016
November	7,523	6,991
December	8,491	7,902
January	10,089	
February	11,195	
March	12,555	
April	13,284	
May	13,287	
June	13,286	

### QUALITY

	Quantity	Base Number	Contract	LHB	Wales
% of FP17s for the same patient ID Re-attending within 3 months - Children	44	719	6.1%	8.0%	11.0%
% of FP17s for the same patient ID Re-attending within 3 months - Adults	496	3,158	15.7%	13.7%	16.1%
% of FP17s for the same patient ID Re-attending between 3 & 9 months - Children	394	719	54.8%	58.5%	58.9%
% of FP17s for the same patient ID Re-attending between 3 & 9 months - Adults	1,786	3,158	56.6%	53.9%	55.2%
% of FP17s for Band 1 Urgent Courses	317	3,577	8.9%	8.3%	9.0%
% of FP17s Relating to Free Repair or Replacements	46	3,577	1.3%	0.8%	0.7%
% of FP17s Relating to Continuations	44	3,577	1.2%	0.9%	0.8%
% of Patients satisfied with the dentistry they have received	7	7	N/A	91.9%	91.9%
% of Patients satisfied with the time they had to wait for an appointment	6	7	N/A	87.7%	87.9%

\* This is based on patients treated on this contract for their most recent course of treatment. Figures in italics indicate the base number of FP17s or Patient Questionnaire responses are less than 100. N/A is shown where the base number of responses is less than 10 during the period. % is calculated as Quantity/Base number\*100

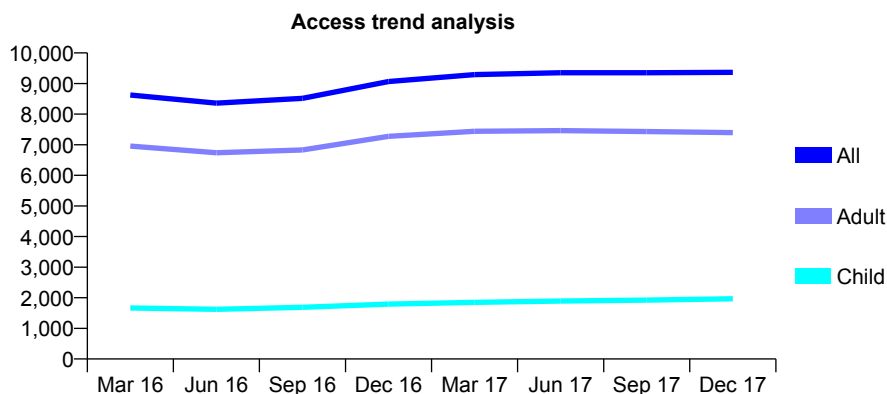
## 7A1 - Vital Signs At a Glance Contract Report for 101281/0133 - December 2017

Name or company name	OASIS DENTAL CARE LTD
Contract type name	GDS Contract
Purpose of contract	General
Contract start date	01/04/2006
Contract end date	

17/18 Contracted general activity (UDA)	33,740
Carry forward general activity (UDA)	449
17/18 Contracted orthodontic activity (UOA)	0
Carry forward orthodontic activity (UOA)	0
Baseline contract value	£785,619.39

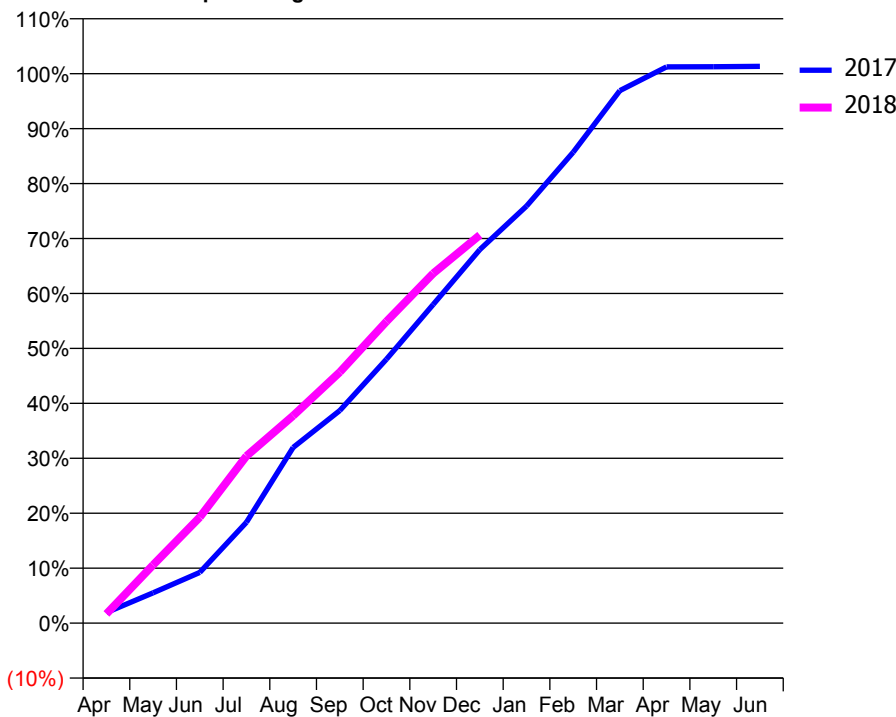
### ACCESS\*

Patients seen in 24 months	Total	Change since previous quarter
Quarter ending December 2016	9,067	
Quarter ending March 2017	9,290	↑
Quarter ending June 2017	9,353	→
Quarter ending September 2017	9,353	→
Quarter ending December 2017	9,365	→
<b>Variance since December 2016</b>	<b>3.3%</b>	<b>↑</b>



### ACTIVITY

Cumulative percentage of contracted UDA delivered 2017 & 2018



Month	Adjusted Scheduled Activity (UDA)	
	2017	2018
April	652	567
May	1,862	3,572
June	3,114	6,503
July	6,197	10,265
August	10,791	12,734
September	13,052	15,417
October	16,205	18,526
November	19,561	21,471
December	22,941	23,832
January	25,609	
February	28,918	
March	32,701	
April	34,158	
May	34,166	
June	34,189	

### QUALITY

	Quantity	Base Number	Contract	LHB	Wales
% of FP17s for the same patient ID Re-attending within 3 months - Children	109	2,046	5.3%	8.0%	11.0%
% of FP17s for the same patient ID Re-attending within 3 months - Adults	1,036	8,113	12.8%	13.7%	16.1%
% of FP17s for the same patient ID Re-attending between 3 & 9 months - Children	1,114	2,046	54.4%	58.5%	58.9%
% of FP17s for the same patient ID Re-attending between 3 & 9 months - Adults	4,822	8,113	59.4%	53.9%	55.2%
% of FP17s for Band 1 Urgent Courses	481	9,618	5.0%	8.3%	9.0%
% of FP17s Relating to Free Repair or Replacements	56	9,618	0.6%	0.8%	0.7%
% of FP17s Relating to Continuations	196	9,618	2.0%	0.9%	0.8%
% of Patients satisfied with the dentistry they have received	34	36	94.4%	91.9%	91.9%
% of Patients satisfied with the time they had to wait for an appointment	31	36	86.1%	87.7%	87.9%

\* This is based on patients treated on this contract for their most recent course of treatment. Figures in italics indicate the base number of FP17s or Patient Questionnaire responses are less than 100. N/A is shown where the base number of responses is less than 10 during the period. % is calculated as Quantity/Base number\*100

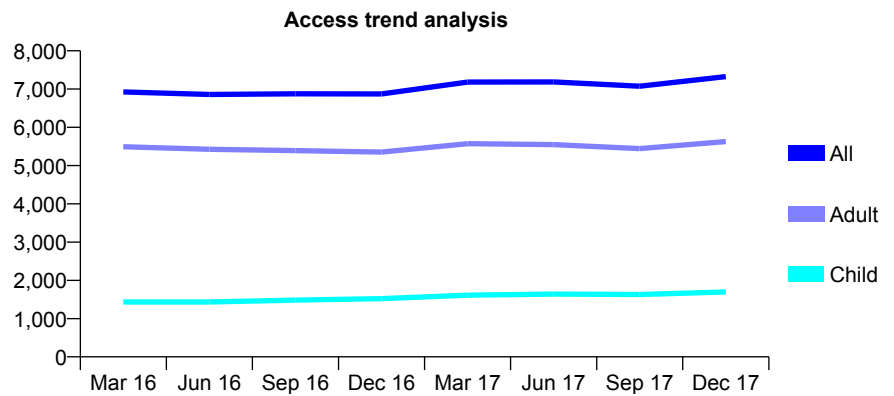
## 7A1 - Vital Signs At a Glance Contract Report for 101281/0144 - December 2017

Name or company name	OASIS DENTAL CARE LTD
Contract type name	GDS Contract
Purpose of contract	General
Contract start date	01/04/2006
Contract end date	

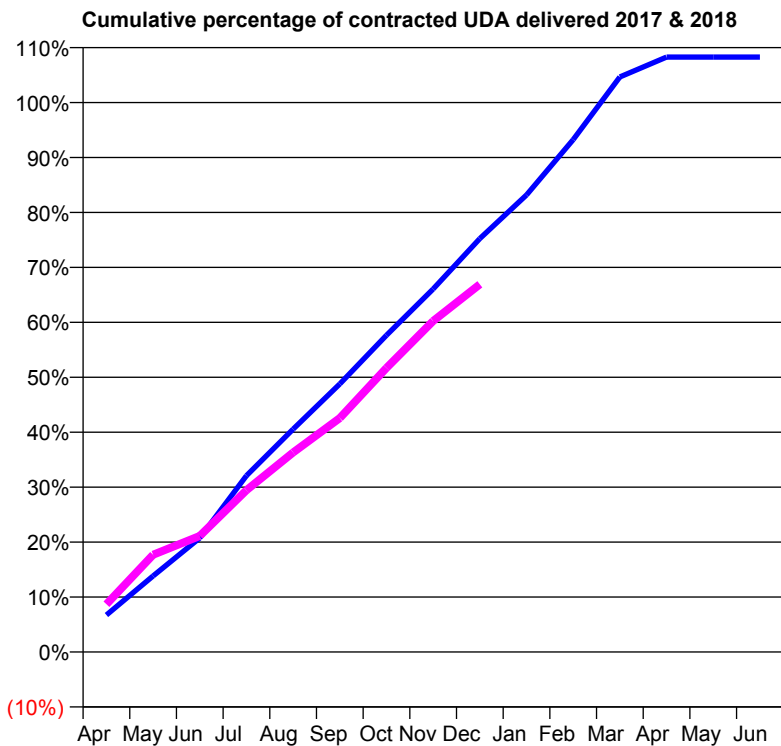
17/18 Contracted general activity (UDA)	24,126
Carry forward general activity (UDA)	-1,156
17/18 Contracted orthodontic activity (UOA)	0
Carry forward orthodontic activity (UOA)	0
Baseline contract value	£563,639.18

### ACCESS\*

Patients seen in 24 months	Total	Change since previous quarter
Quarter ending December 2016	6,872	
Quarter ending March 2017	7,183	↑
Quarter ending June 2017	7,187	→
Quarter ending September 2017	7,073	↓
Quarter ending December 2017	7,324	↑
<b>Variance since December 2016</b>	<b>6.6%</b>	<b>↑</b>



### ACTIVITY



Month	Adjusted Scheduled Activity (UDA)	
	2017	2018
April	1,559	2,097
May	3,201	4,273
June	4,801	5,099
July	7,421	7,104
August	9,377	8,763
September	11,281	10,273
October	13,325	12,473
November	15,271	14,533
December	17,395	16,146
January	19,227	
February	21,557	
March	24,194	
April	25,030	
May	25,028	
June	25,028	

### QUALITY

	Quantity	Base Number	Contract	LHB	Wales
% of FP17s for the same patient ID Re-attending within 3 months - Children	119	1,690	7.0%	8.0%	11.0%
% of FP17s for the same patient ID Re-attending within 3 months - Adults	965	6,257	15.4%	13.7%	16.1%
% of FP17s for the same patient ID Re-attending between 3 & 9 months - Children	912	1,690	54.0%	58.5%	58.9%
% of FP17s for the same patient ID Re-attending between 3 & 9 months - Adults	3,709	6,257	59.3%	53.9%	55.2%
% of FP17s for Band 1 Urgent Courses	543	7,609	7.1%	8.3%	9.0%
% of FP17s Relating to Free Repair or Replacements	98	7,609	1.3%	0.8%	0.7%
% of FP17s Relating to Continuations	92	7,609	1.2%	0.9%	0.8%
% of Patients satisfied with the dentistry they have received	21	22	95.5%	91.9%	91.9%
% of Patients satisfied with the time they had to wait for an appointment	22	22	100.0%	87.7%	87.9%

\* This is based on patients treated on this contract for their most recent course of treatment. Figures in italics indicate the base number of FP17s or Patient Questionnaire responses are less than 100. N/A is shown where the base number of responses is less than 10 during the period. % is calculated as Quantity/Base number\*100

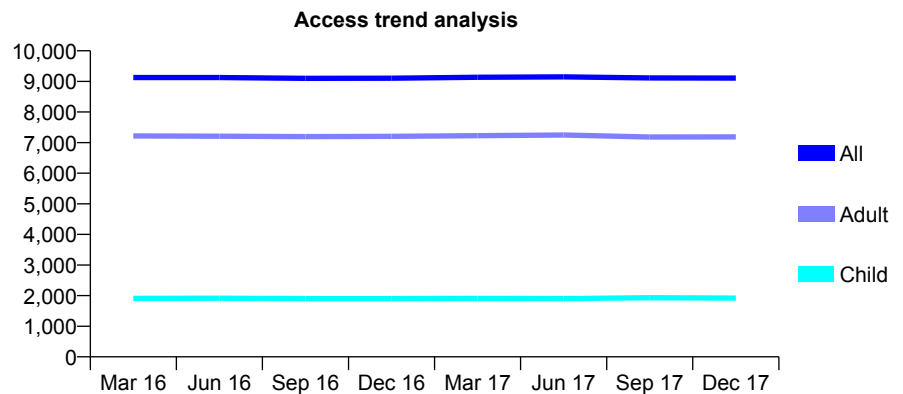
## 7A1 - Vital Signs At a Glance Contract Report for 101281/0152 - December 2017

Name or company name	OASIS DENTAL CARE LTD
Contract type name	GDS Contract
Purpose of contract	General
Contract start date	01/04/2006
Contract end date	

17/18 Contracted general activity (UDA)	25,000
Carry forward general activity (UDA)	527
17/18 Contracted orthodontic activity (UOA)	0
Carry forward orthodontic activity (UOA)	0
Baseline contract value	£582,245.56

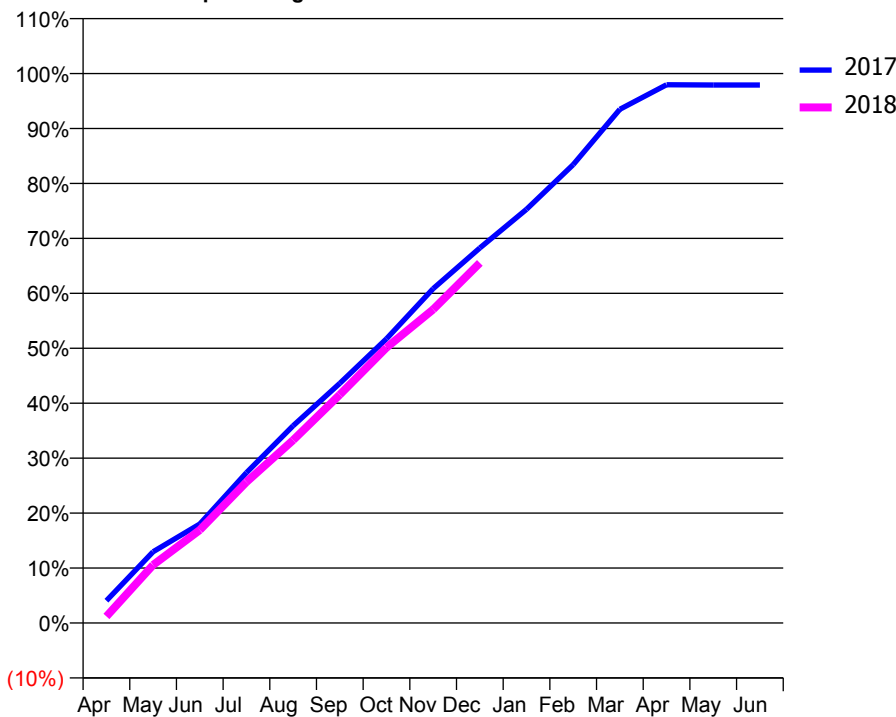
### ACCESS\*

Patients seen in 24 months	Total	Change since previous quarter
Quarter ending December 2016	9,104	
Quarter ending March 2017	9,133	→
Quarter ending June 2017	9,150	→
Quarter ending September 2017	9,112	→
Quarter ending December 2017	9,107	→
<b>Variance since December 2016</b>	<b>0.0%</b>	<b>→</b>



### ACTIVITY

**Cumulative percentage of contracted UDA delivered 2017 & 2018**



Month	Adjusted Scheduled Activity (UDA)	
	2017	2018
April	1,017	301
May	3,240	2,644
June	4,503	4,229
July	6,843	6,413
August	8,977	8,323
September	10,906	10,389
October	12,933	12,533
November	15,210	14,265
December	17,062	16,384
January	18,823	
February	20,856	
March	23,373	
April	24,485	
May	24,473	
June	24,473	

### QUALITY

	Quantity	Base Number	Contract	LHB	Wales
% of FP17s for the same patient ID Re-attending within 3 months - Children	154	2,124	7.3%	8.0%	11.0%
% of FP17s for the same patient ID Re-attending within 3 months - Adults	1,075	7,602	14.1%	13.7%	16.1%
% of FP17s for the same patient ID Re-attending between 3 & 9 months - Children	1,188	2,124	55.9%	58.5%	58.9%
% of FP17s for the same patient ID Re-attending between 3 & 9 months - Adults	3,615	7,602	47.6%	53.9%	55.2%
% of FP17s for Band 1 Urgent Courses	711	9,193	7.7%	8.3%	9.0%
% of FP17s Relating to Free Repair or Replacements	70	9,193	0.8%	0.8%	0.7%
% of FP17s Relating to Continuations	128	9,193	1.4%	0.9%	0.8%
% of Patients satisfied with the dentistry they have received	31	34	91.2%	91.9%	91.9%
% of Patients satisfied with the time they had to wait for an appointment	31	34	91.2%	87.7%	87.9%

\* This is based on patients treated on this contract for their most recent course of treatment. Figures in italics indicate the base number of FP17s or Patient Questionnaire responses are less than 100. N/A is shown where the base number of responses is less than 10 during the period. % is calculated as Quantity/Base number\*100

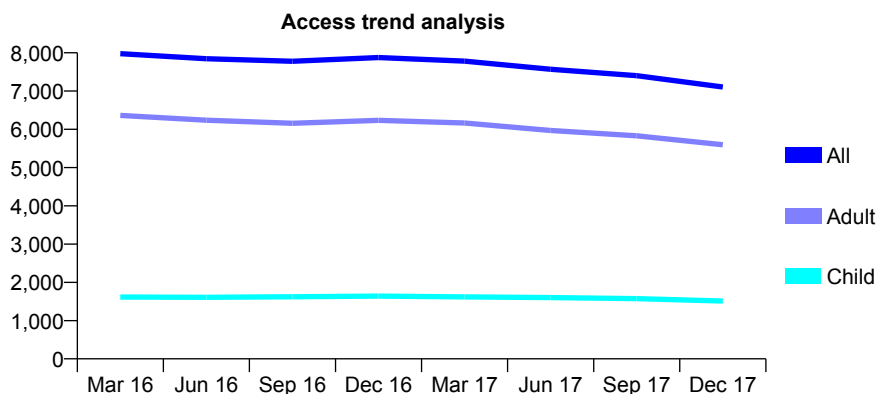
## 7A1 - Vital Signs At a Glance Contract Report for 101281/0153 - December 2017

Name or company name	OASIS DENTAL CARE LTD
Contract type name	GDS Contract
Purpose of contract	General
Contract start date	01/04/2006
Contract end date	

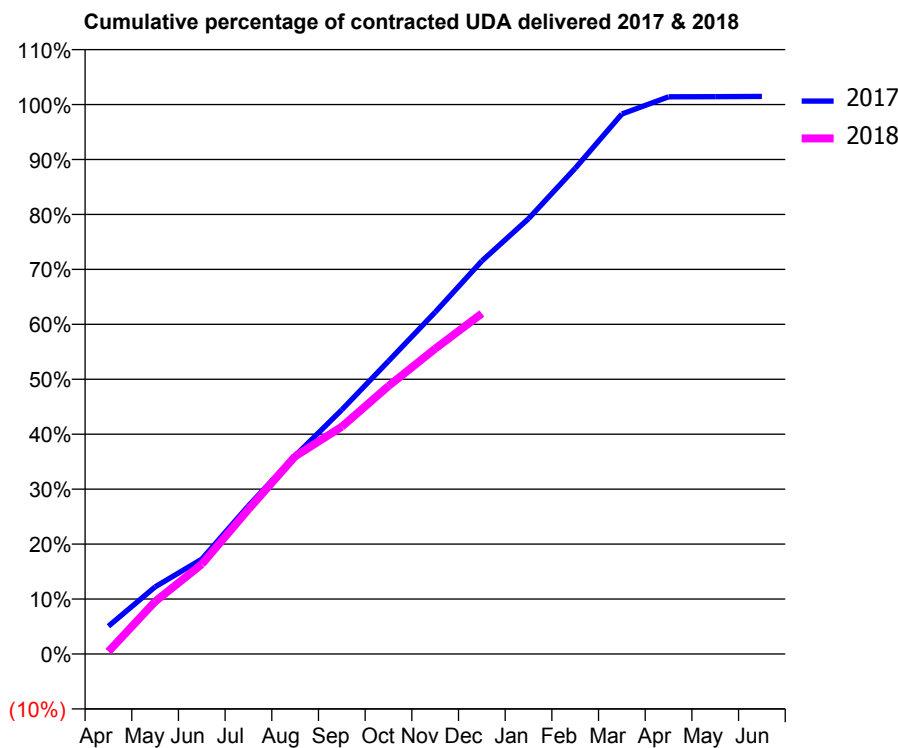
17/18 Contracted general activity (UDA)	27,508
Carry forward general activity (UDA)	390
17/18 Contracted orthodontic activity (UOA)	0
Carry forward orthodontic activity (UOA)	0
Baseline contract value	£642,528.15

### ACCESS\*

Patients seen in 24 months	Total	Change since previous quarter
Quarter ending December 2016	7,877	
Quarter ending March 2017	7,783	↓
Quarter ending June 2017	7,571	↓
Quarter ending September 2017	7,403	↓
Quarter ending December 2017	7,106	↓
<b>Variance since December 2016</b>	<b>(9.8%)</b>	↓



### ACTIVITY



Month	Adjusted Scheduled Activity (UDA)	
	2017	2018
April	1,339	121
May	3,236	2,625
June	4,573	4,498
July	7,147	7,244
August	9,557	9,898
September	11,780	11,378
October	14,122	13,415
November	16,488	15,280
December	18,954	17,048
January	20,992	
February	23,421	
March	26,041	
April	26,869	
May	26,878	
June	26,890	

### QUALITY

	Quantity	Base Number	Contract	LHB	Wales
% of FP17s for the same patient ID Re-attending within 3 months - Children	100	1,538	6.5%	8.0%	11.0%
% of FP17s for the same patient ID Re-attending within 3 months - Adults	925	6,288	14.7%	13.7%	16.1%
% of FP17s for the same patient ID Re-attending between 3 & 9 months - Children	934	1,538	60.7%	58.5%	58.9%
% of FP17s for the same patient ID Re-attending between 3 & 9 months - Adults	3,979	6,288	63.3%	53.9%	55.2%
% of FP17s for Band 1 Urgent Courses	553	7,459	7.4%	8.3%	9.0%
% of FP17s Relating to Free Repair or Replacements	142	7,459	1.9%	0.8%	0.7%
% of FP17s Relating to Continuations	90	7,459	1.2%	0.9%	0.8%
% of Patients satisfied with the dentistry they have received	22	24	91.7%	91.9%	91.9%
% of Patients satisfied with the time they had to wait for an appointment	17	24	70.8%	87.7%	87.9%

\* This is based on patients treated on this contract for their most recent course of treatment. Figures in italics indicate the base number of FP17s or Patient Questionnaire responses are less than 100. N/A is shown where the base number of responses is less than 10 during the period. % is calculated as Quantity/Base number\*100

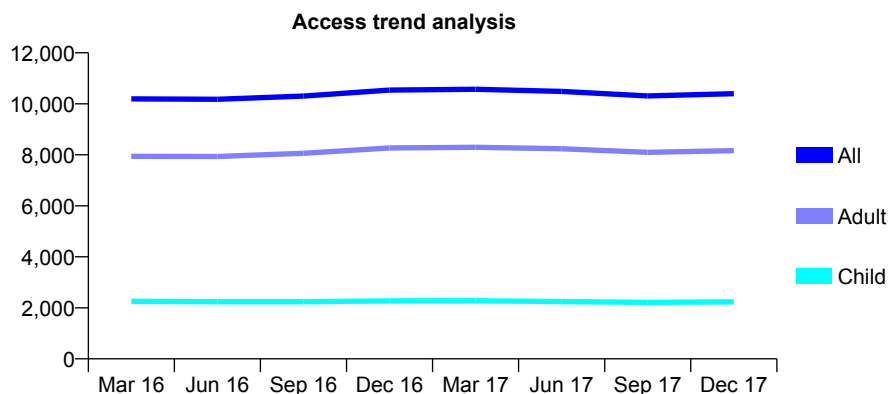
## 7A1 - Vital Signs At a Glance Contract Report for 101281/0154 - December 2017

Name or company name	OASIS DENTAL CARE LTD
Contract type name	GDS Contract
Purpose of contract	General
Contract start date	01/04/2006
Contract end date	

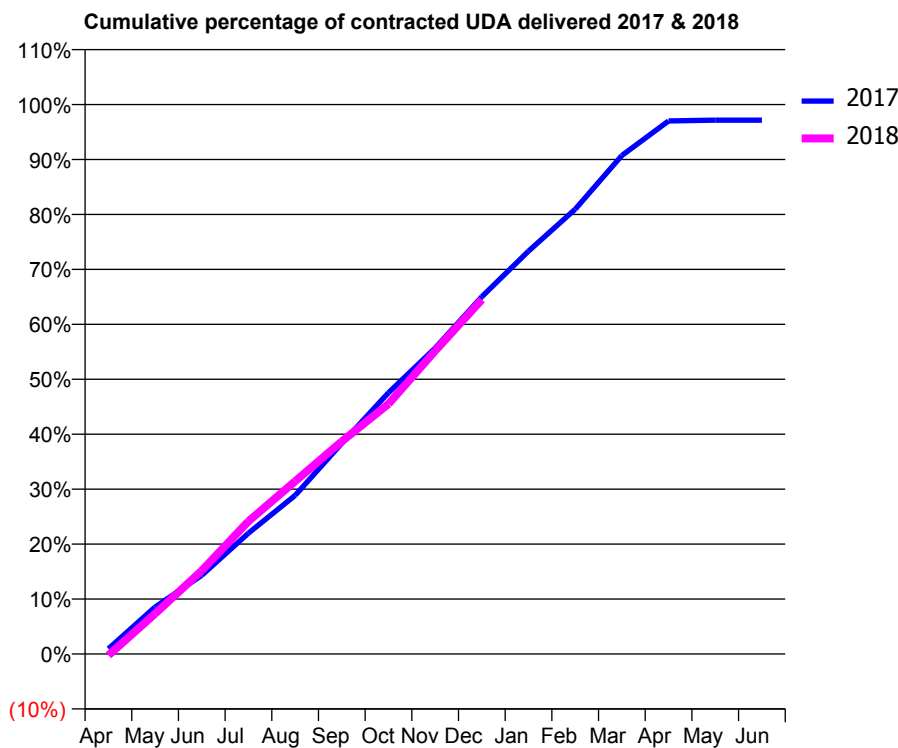
17/18 Contracted general activity (UDA)	35,277
Carry forward general activity (UDA)	1,004
17/18 Contracted orthodontic activity (UOA)	0
Carry forward orthodontic activity (UOA)	0
Baseline contract value	£821,419.31

### ACCESS\*

Patients seen in 24 months	Total	Change since previous quarter
Quarter ending December 2016	10,540	
Quarter ending March 2017	10,571	→
Quarter ending June 2017	10,484	→
Quarter ending September 2017	10,309	↓
Quarter ending December 2017	10,397	→
<b>Variance since December 2016</b>	<b>(1.4%)</b>	<b>↓</b>



### ACTIVITY



Month	Adjusted Scheduled Activity (UDA)	
	2017	2018
April	342	-87
May	3,019	2,587
June	5,051	5,356
July	7,759	8,521
August	10,183	11,094
September	13,534	13,648
October	16,772	16,057
November	19,643	19,466
December	22,940	22,753
January	25,870	
February	28,552	
March	32,001	
April	34,219	
May	34,270	
June	34,273	

### QUALITY

	Quantity	Base Number	Contract	LHB	Wales
% of FP17s for the same patient ID Re-attending within 3 months - Children	176	2,463	7.1%	8.0%	11.0%
% of FP17s for the same patient ID Re-attending within 3 months - Adults	1,730	9,842	17.6%	13.7%	16.1%
% of FP17s for the same patient ID Re-attending between 3 & 9 months - Children	1,505	2,463	61.1%	58.5%	58.9%
% of FP17s for the same patient ID Re-attending between 3 & 9 months - Adults	5,914	9,842	60.1%	53.9%	55.2%
% of FP17s for Band 1 Urgent Courses	1,103	11,387	9.7%	8.3%	9.0%
% of FP17s Relating to Free Repair or Replacements	124	11,387	1.1%	0.8%	0.7%
% of FP17s Relating to Continuations	215	11,387	1.9%	0.9%	0.8%
% of Patients satisfied with the dentistry they have received	31	35	88.6%	91.9%	91.9%
% of Patients satisfied with the time they had to wait for an appointment	27	35	77.1%	87.7%	87.9%

\* This is based on patients treated on this contract for their most recent course of treatment. Figures in italics indicate the base number of FP17s or Patient Questionnaire responses are less than 100. N/A is shown where the base number of responses is less than 10 during the period. % is calculated as Quantity/Base number\*100



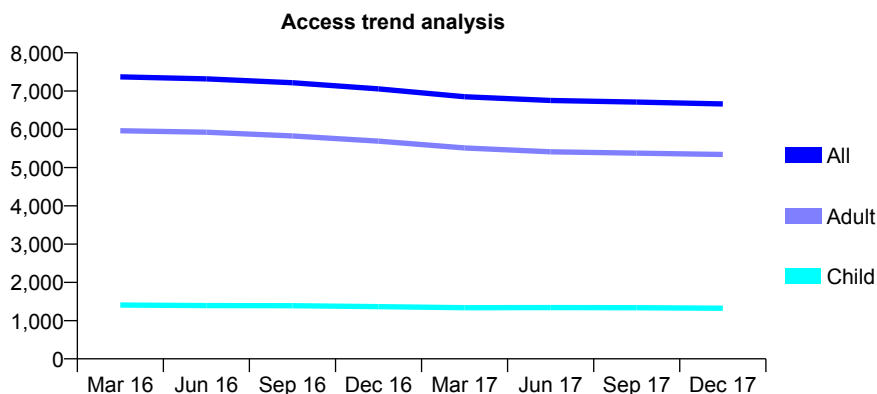
## 7A1 - Vital Signs At a Glance Contract Report for 101281/0156 - December 2017

Name or company name	OASIS DENTAL CARE LTD
Contract type name	GDS Contract
Purpose of contract	General
Contract start date	01/04/2006
Contract end date	

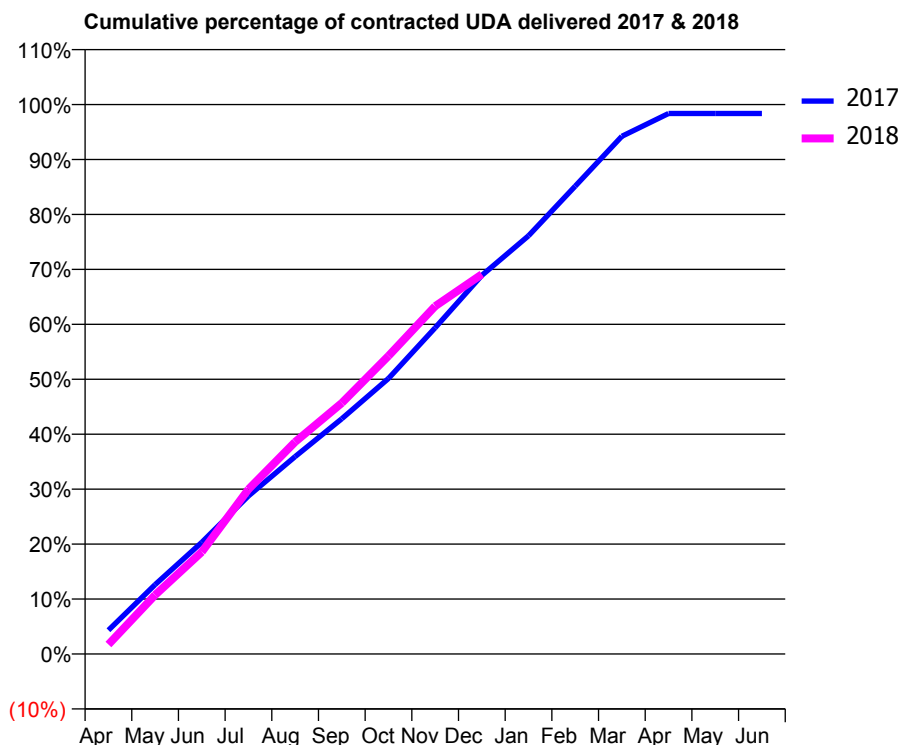
17/18 Contracted general activity (UDA)	25,000
Carry forward general activity (UDA)	407
17/18 Contracted orthodontic activity (UOA)	0
Carry forward orthodontic activity (UOA)	0
Baseline contract value	£597,228.00

### ACCESS\*

Patients seen in 24 months	Total	Change since previous quarter
Quarter ending December 2016	7,058	
Quarter ending March 2017	6,850	↓
Quarter ending June 2017	6,753	↓
Quarter ending September 2017	6,713	→
Quarter ending December 2017	6,663	→
<b>Variance since December 2016</b>	<b>(5.6%)</b>	<b>↓</b>



### ACTIVITY



Month	Adjusted Scheduled Activity (UDA)	
	2017	2018
April	1,083	436
May	3,159	2,683
June	5,082	4,643
July	7,191	7,496
August	8,981	9,646
September	10,703	11,421
October	12,539	13,560
November	14,842	15,825
December	17,224	17,272
January	19,027	
February	21,288	
March	23,555	
April	24,593	
May	24,593	
June	24,593	

### QUALITY

	Quantity	Base Number	Contract	LHB	Wales
% of FP17s for the same patient ID Re-attending within 3 months - Children	103	1,631	6.3%	8.0%	11.0%
% of FP17s for the same patient ID Re-attending within 3 months - Adults	1,470	7,767	18.9%	13.7%	16.1%
% of FP17s for the same patient ID Re-attending between 3 & 9 months - Children	1,100	1,631	67.4%	58.5%	58.9%
% of FP17s for the same patient ID Re-attending between 3 & 9 months - Adults	5,141	7,767	66.2%	53.9%	55.2%
% of FP17s for Band 1 Urgent Courses	866	9,107	9.5%	8.3%	9.0%
% of FP17s Relating to Free Repair or Replacements	105	9,107	1.2%	0.8%	0.7%
% of FP17s Relating to Continuations	125	9,107	1.4%	0.9%	0.8%
% of Patients satisfied with the dentistry they have received	34	36	94.4%	91.9%	91.9%
% of Patients satisfied with the time they had to wait for an appointment	32	36	88.9%	87.7%	87.9%

\* This is based on patients treated on this contract for their most recent course of treatment. Figures in italics indicate the base number of FP17s or Patient Questionnaire responses are less than 100. N/A is shown where the base number of responses is less than 10 during the period. % is calculated as Quantity/Base number\*100

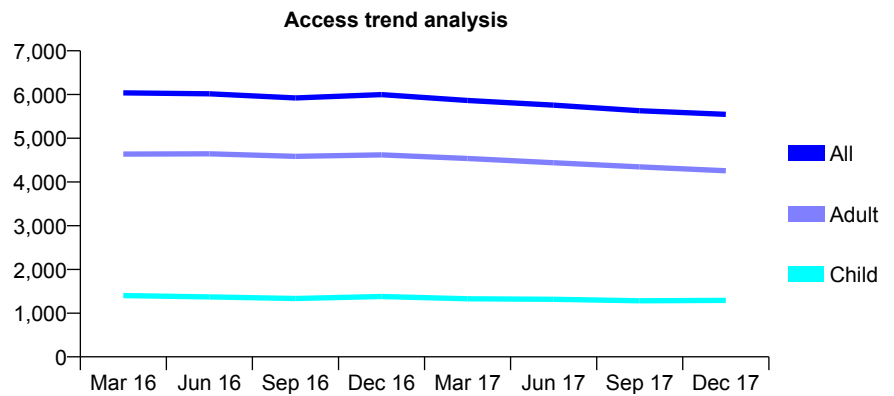
## 7A1 - Vital Signs At a Glance Contract Report for 101281/0157 - December 2017

Name or company name	OASIS DENTAL CARE LTD
Contract type name	GDS Contract
Purpose of contract	General
Contract start date	01/05/2006
Contract end date	

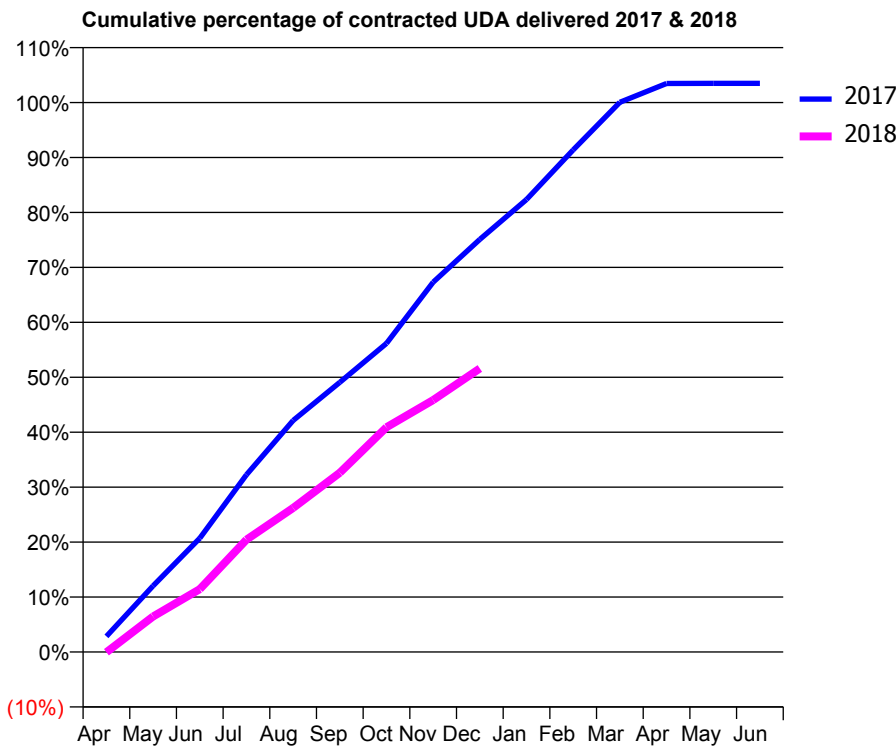
17/18 Contracted general activity (UDA)	20,000
Carry forward general activity (UDA)	662
17/18 Contracted orthodontic activity (UOA)	0
Carry forward orthodontic activity (UOA)	0
Baseline contract value	£477,782.40

### ACCESS\*

Patients seen in 24 months	Total	Change since previous quarter
Quarter ending December 2016	5,998	
Quarter ending March 2017	5,865	↓
Quarter ending June 2017	5,756	↓
Quarter ending September 2017	5,628	↓
Quarter ending December 2017	5,548	↓
<b>Variance since December 2016</b>	<b>(7.5%)</b>	<b>↓</b>



### ACTIVITY



Month	Adjusted Scheduled Activity (UDA)	
	2017	2018
April	540	-11
May	2,288	1,291
June	3,934	2,287
July	6,131	4,090
August	8,004	5,244
September	9,323	6,527
October	10,671	8,180
November	12,790	9,171
December	14,267	10,322
January	15,646	
February	17,361	
March	19,010	
April	19,657	
May	19,662	
June	19,662	

### QUALITY

	Quantity	Base Number	Contract	LHB	Wales
% of FP17s for the same patient ID Re-attending within 3 months - Children	75	1,341	5.6%	8.0%	11.0%
% of FP17s for the same patient ID Re-attending within 3 months - Adults	519	3,838	13.5%	13.7%	16.1%
% of FP17s for the same patient ID Re-attending between 3 & 9 months - Children	744	1,341	55.5%	58.5%	58.9%
% of FP17s for the same patient ID Re-attending between 3 & 9 months - Adults	1,714	3,838	44.7%	53.9%	55.2%
% of FP17s for Band 1 Urgent Courses	194	4,914	3.9%	8.3%	9.0%
% of FP17s Relating to Free Repair or Replacements	22	4,914	0.4%	0.8%	0.7%
% of FP17s Relating to Continuations	130	4,914	2.6%	0.9%	0.8%
% of Patients satisfied with the dentistry they have received	20	21	95.2%	91.9%	91.9%
% of Patients satisfied with the time they had to wait for an appointment	17	21	81.0%	87.7%	87.9%

\* This is based on patients treated on this contract for their most recent course of treatment. Figures in italics indicate the base number of FP17s or Patient Questionnaire responses are less than 100. N/A is shown where the base number of responses is less than 10 during the period. % is calculated as Quantity/Base number\*100

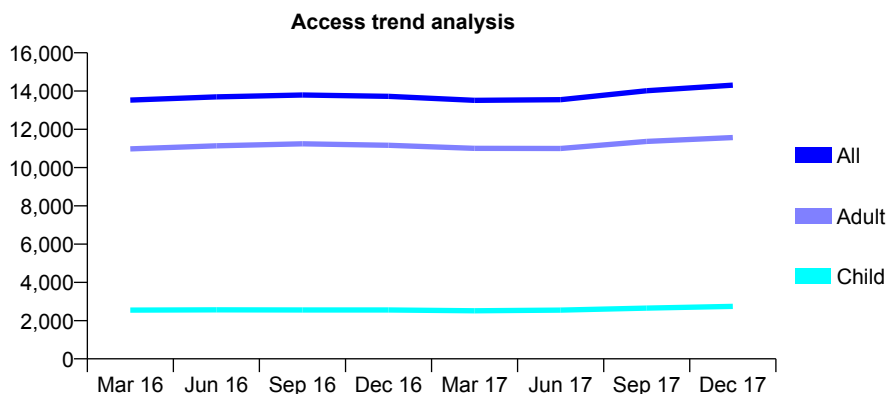
## 7A1 - Vital Signs At a Glance Contract Report for 101338/0037 - December 2017

Name or company name	Whitecross Dental Care Limited
Contract type name	GDS Contract
Purpose of contract	General
Contract start date	01/04/2006
Contract end date	

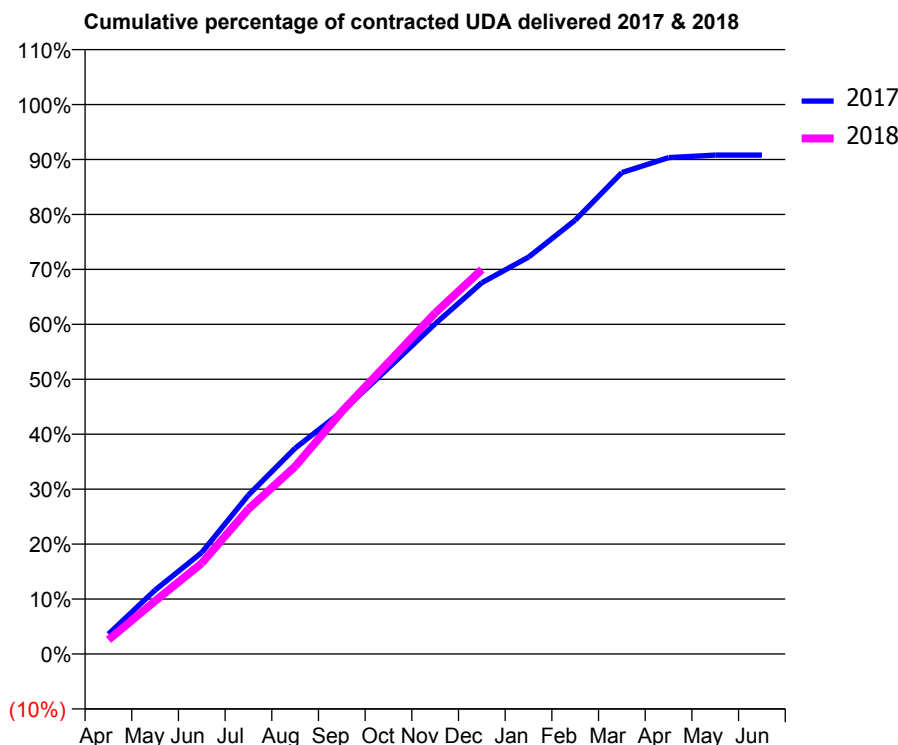
17/18 Contracted general activity (UDA)	48,695
Carry forward general activity (UDA)	0
17/18 Contracted orthodontic activity (UOA)	0
Carry forward orthodontic activity (UOA)	0
Baseline contract value	£1,343,050.55

### ACCESS\*

Patients seen in 24 months	Total	Change since previous quarter
Quarter ending December 2016	13,725	
Quarter ending March 2017	13,517	↓
Quarter ending June 2017	13,549	→
Quarter ending September 2017	14,018	↑
Quarter ending December 2017	14,311	↑
<b>Variance since December 2016</b>	<b>4.3%</b>	<b>↑</b>



### ACTIVITY



Month	Adjusted Scheduled Activity (UDA)	
	2017	2018
April	1,786	1,257
May	5,747	4,697
June	9,121	8,051
July	14,280	12,855
August	18,493	16,618
September	21,766	21,483
October	25,703	25,853
November	29,662	30,218
December	33,355	34,071
January	35,659	
February	38,976	
March	43,246	
April	44,595	
May	44,813	
June	44,816	

### QUALITY

	Quantity	Base Number	Contract	LHB	Wales
% of FP17s for the same patient ID Re-attending within 3 months - Children	67	2,726	2.5%	8.0%	11.0%
% of FP17s for the same patient ID Re-attending within 3 months - Adults	1,065	12,295	8.7%	13.7%	16.1%
% of FP17s for the same patient ID Re-attending between 3 & 9 months - Children	1,465	2,726	53.7%	58.5%	58.9%
% of FP17s for the same patient ID Re-attending between 3 & 9 months - Adults	7,234	12,295	58.8%	53.9%	55.2%
% of FP17s for Band 1 Urgent Courses	572	14,419	4.0%	8.3%	9.0%
% of FP17s Relating to Free Repair or Replacements	153	14,419	1.1%	0.8%	0.7%
% of FP17s Relating to Continuations	85	14,419	0.6%	0.9%	0.8%
% of Patients satisfied with the dentistry they have received	58	66	87.9%	91.9%	91.9%
% of Patients satisfied with the time they had to wait for an appointment	58	66	87.9%	87.7%	87.9%

\* This is based on patients treated on this contract for their most recent course of treatment. Figures in italics indicate the base number of FP17s or Patient Questionnaire responses are less than 100. N/A is shown where the base number of responses is less than 10 during the period. % is calculated as Quantity/Base number\*100

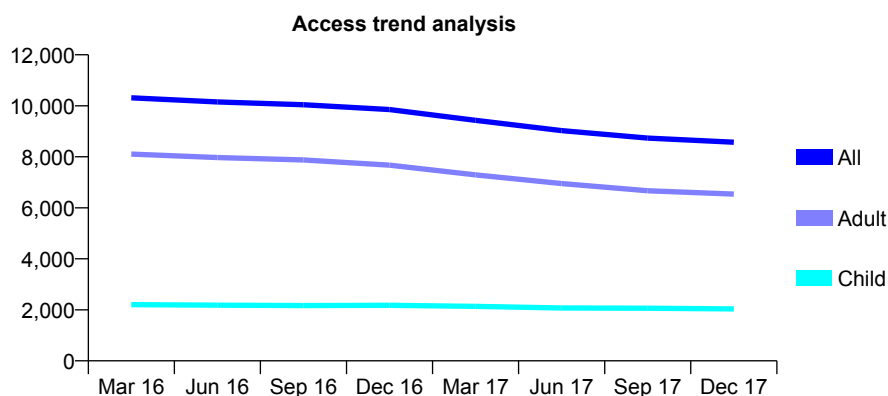
## 7A1 - Vital Signs At a Glance Contract Report for 101338/0041 - December 2017

Name or company name	Whitecross Dental Care Limited
Contract type name	GDS Contract
Purpose of contract	General
Contract start date	01/04/2006
Contract end date	

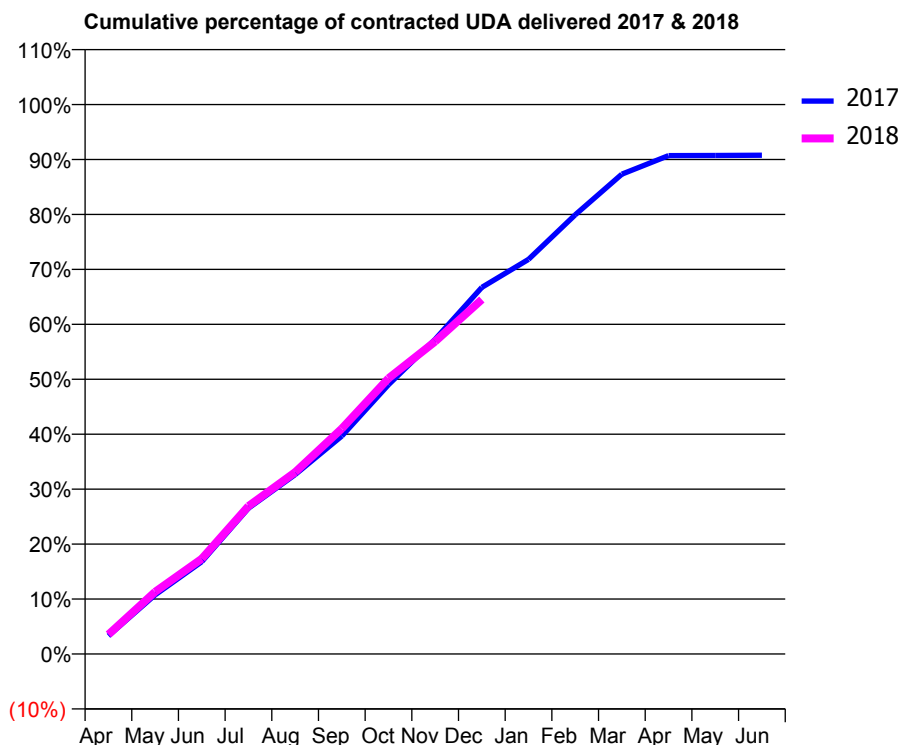
17/18 Contracted general activity (UDA)	23,500
Carry forward general activity (UDA)	0
17/18 Contracted orthodontic activity (UOA)	0
Carry forward orthodontic activity (UOA)	0
Baseline contract value	£562,590.00

### ACCESS\*

Patients seen in 24 months	Total	Change since previous quarter
Quarter ending December 2016	9,851	
Quarter ending March 2017	9,428	↓
Quarter ending June 2017	9,029	↓
Quarter ending September 2017	8,733	↓
Quarter ending December 2017	8,574	↓
<b>Variance since December 2016</b>	<b>(13.0%)</b>	<b>↓</b>



### ACTIVITY



Month	Adjusted Scheduled Activity (UDA)	
	2017	2018
April	983	835
May	3,188	2,660
June	4,975	4,074
July	7,858	6,325
August	9,665	7,776
September	11,743	9,642
October	14,505	11,789
November	16,959	13,363
December	19,747	15,158
January	21,259	
February	23,657	
March	25,850	
April	26,850	
May	26,855	
June	26,865	

### QUALITY

	Quantity	Base Number	Contract	LHB	Wales
% of FP17s for the same patient ID Re-attending within 3 months - Children	100	1,889	5.3%	8.0%	11.0%
% of FP17s for the same patient ID Re-attending within 3 months - Adults	641	5,850	11.0%	13.7%	16.1%
% of FP17s for the same patient ID Re-attending between 3 & 9 months - Children	1,026	1,889	54.3%	58.5%	58.9%
% of FP17s for the same patient ID Re-attending between 3 & 9 months - Adults	3,076	5,850	52.6%	53.9%	55.2%
% of FP17s for Band 1 Urgent Courses	431	7,338	5.9%	8.3%	9.0%
% of FP17s Relating to Free Repair or Replacements	54	7,338	0.7%	0.8%	0.7%
% of FP17s Relating to Continuations	78	7,338	1.1%	0.9%	0.8%
% of Patients satisfied with the dentistry they have received	16	19	84.2%	91.9%	91.9%
% of Patients satisfied with the time they had to wait for an appointment	19	19	100.0%	87.7%	87.9%

\* This is based on patients treated on this contract for their most recent course of treatment. Figures in italics indicate the base number of FP17s or Patient Questionnaire responses are less than 100. N/A is shown where the base number of responses is less than 10 during the period. % is calculated as Quantity/Base number\*100

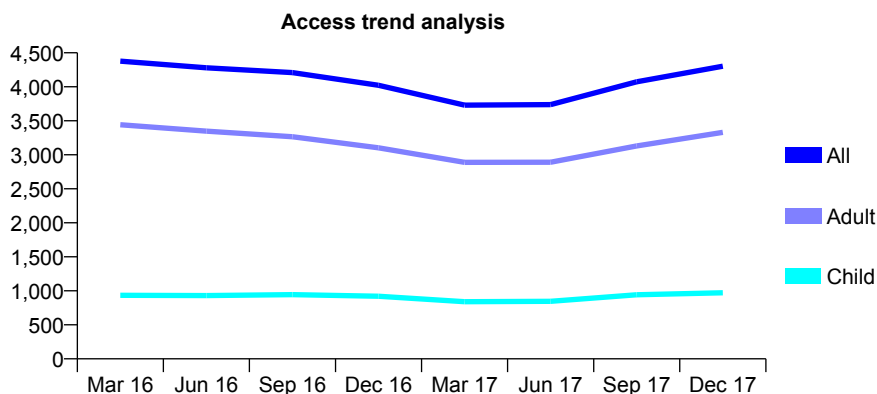
## 7A1 - Vital Signs At a Glance Contract Report for 101338/0146 - December 2017

Name or company name	Whitecross Dental Care Limited
Contract type name	GDS Contract
Purpose of contract	General
Contract start date	01/02/2013
Contract end date	

17/18 Contracted general activity (UDA)	15,000
Carry forward general activity (UDA)	0
17/18 Contracted orthodontic activity (UOA)	0
Carry forward orthodontic activity (UOA)	0
Baseline contract value	£377,315.05

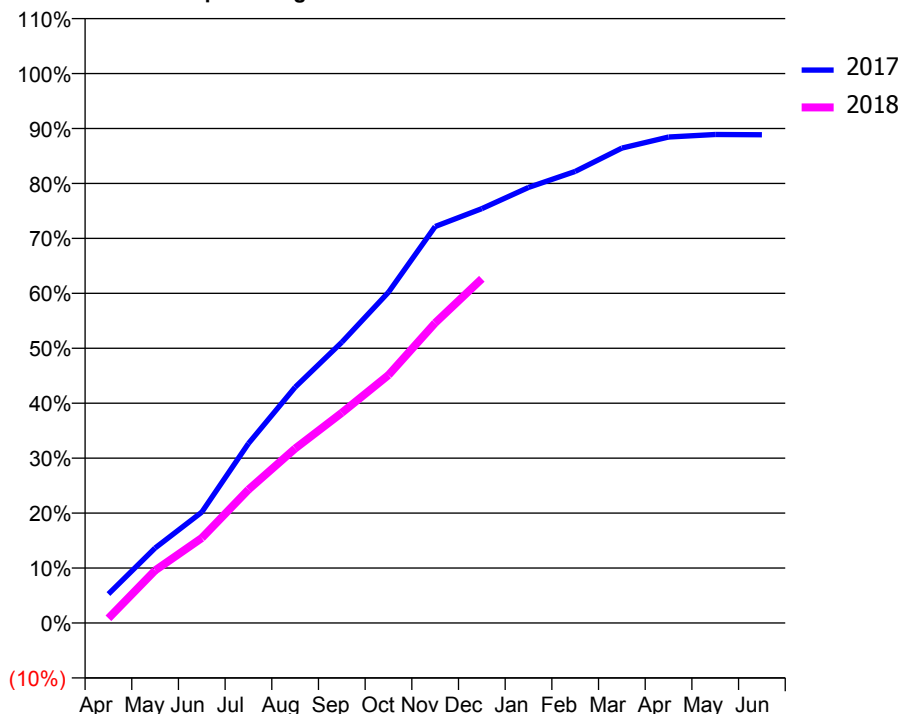
### ACCESS\*

Patients seen in 24 months	Total	Change since previous quarter
Quarter ending December 2016	4,022	
Quarter ending March 2017	3,731	↓
Quarter ending June 2017	3,738	→
Quarter ending September 2017	4,073	↑
Quarter ending December 2017	4,302	↑
<b>Variance since December 2016</b>	<b>7.0%</b>	<b>↑</b>



### ACTIVITY

Cumulative percentage of contracted UDA delivered 2017 & 2018



Month	Adjusted Scheduled Activity (UDA)	
	2017	2018
April	632	128
May	1,638	1,435
June	2,421	2,322
July	3,920	3,641
August	5,151	4,763
September	6,131	5,740
October	7,223	6,767
November	8,658	8,193
December	9,049	9,396
January	9,512	
February	9,861	
March	10,370	
April	10,612	
May	10,669	
June	10,661	

### QUALITY

	Quantity	Base Number	Contract	LHB	Wales
% of FP17s for the same patient ID Re-attending within 3 months - Children	40	1,015	3.9%	8.0%	11.0%
% of FP17s for the same patient ID Re-attending within 3 months - Adults	314	3,391	9.3%	13.7%	16.1%
% of FP17s for the same patient ID Re-attending between 3 & 9 months - Children	382	1,015	37.6%	58.5%	58.9%
% of FP17s for the same patient ID Re-attending between 3 & 9 months - Adults	1,270	3,391	37.5%	53.9%	55.2%
% of FP17s for Band 1 Urgent Courses	261	4,322	6.0%	8.3%	9.0%
% of FP17s Relating to Free Repair or Replacements	5	4,322	0.1%	0.8%	0.7%
% of FP17s Relating to Continuations	18	4,322	0.4%	0.9%	0.8%
% of Patients satisfied with the dentistry they have received	35	39	89.7%	91.9%	91.9%
% of Patients satisfied with the time they had to wait for an appointment	30	39	76.9%	87.7%	87.9%

\* This is based on patients treated on this contract for their most recent course of treatment. Figures in italics indicate the base number of FP17s or Patient Questionnaire responses are less than 100. N/A is shown where the base number of responses is less than 10 during the period. % is calculated as Quantity/Base number\*100

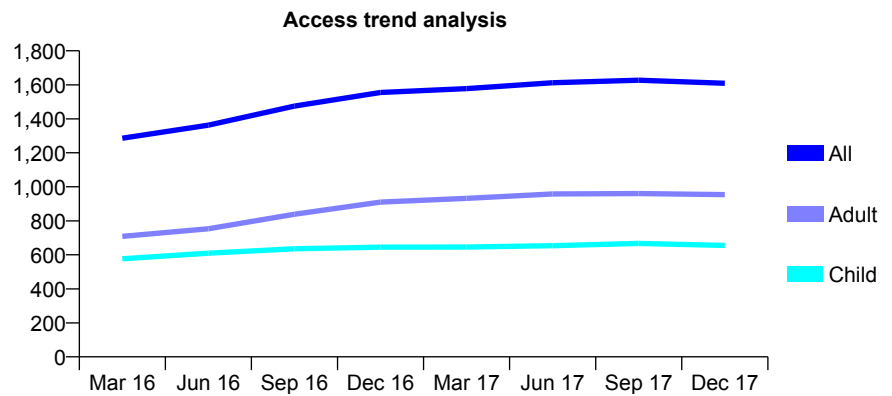
## 7A1 - Vital Signs At a Glance Contract Report for 102865/0001 - December 2017

Name or company name	C Hancock & DI Jones
Contract type name	GDS Contract
Purpose of contract	General
Contract start date	01/07/2013
Contract end date	

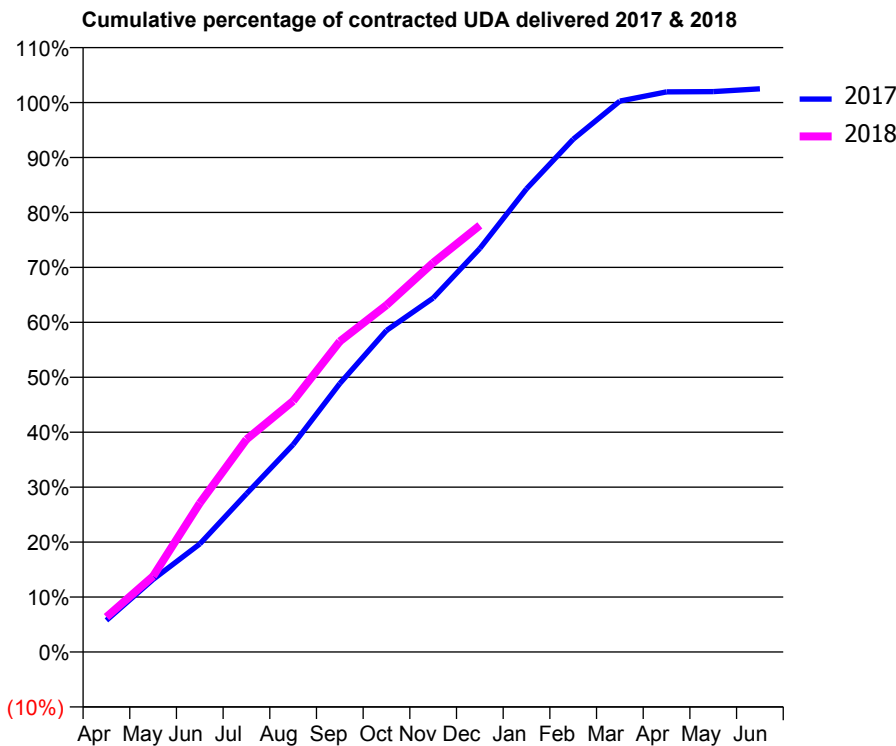
17/18 Contracted general activity (UDA)	3,350
Carry forward general activity (UDA)	-83
17/18 Contracted orthodontic activity (UOA)	0
Carry forward orthodontic activity (UOA)	0
Baseline contract value	£79,841.63

### ACCESS\*

Patients seen in 24 months	Total	Change since previous quarter
Quarter ending December 2016	1,555	
Quarter ending March 2017	1,578	→
Quarter ending June 2017	1,612	↑
Quarter ending September 2017	1,627	→
Quarter ending December 2017	1,609	↓
<b>Variance since December 2016</b>	<b>3.5%</b>	<b>↑</b>



### ACTIVITY



Month	Adjusted Scheduled Activity (UDA)	
	2017	2018
April	193	213
May	443	462
June	659	908
July	964	1,296
August	1,264	1,530
September	1,637	1,894
October	1,961	2,115
November	2,158	2,373
December	2,460	2,601
January	2,824	
February	3,126	
March	3,359	
April	3,415	
May	3,417	
June	3,433	

### QUALITY

	Quantity	Base Number	Contract	LHB	Wales
% of FP17s for the same patient ID Re-attending within 3 months - Children	51	829	6.2%	8.0%	11.0%
% of FP17s for the same patient ID Re-attending within 3 months - Adults	66	825	8.0%	13.7%	16.1%
% of FP17s for the same patient ID Re-attending between 3 & 9 months - Children	529	829	63.8%	58.5%	58.9%
% of FP17s for the same patient ID Re-attending between 3 & 9 months - Adults	425	825	51.5%	53.9%	55.2%
% of FP17s for Band 1 Urgent Courses	111	1,614	6.9%	8.3%	9.0%
% of FP17s Relating to Free Repair or Replacements	0	1,614	0.0%	0.8%	0.7%
% of FP17s Relating to Continuations	8	1,614	0.5%	0.9%	0.8%
% of Patients satisfied with the dentistry they have received	1	1	N/A	91.9%	91.9%
% of Patients satisfied with the time they had to wait for an appointment	1	1	N/A	87.7%	87.9%

\* This is based on patients treated on this contract for their most recent course of treatment. Figures in italics indicate the base number of FP17s or Patient Questionnaire responses are less than 100. N/A is shown where the base number of responses is less than 10 during the period. % is calculated as Quantity/Base number\*100

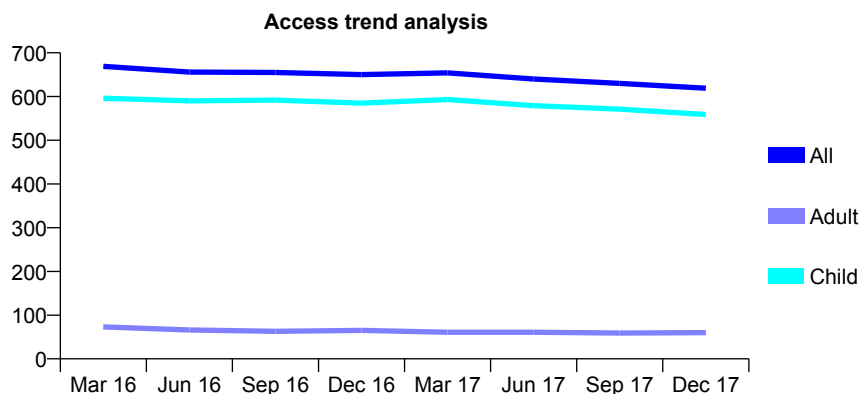
## 7A1 - Vital Signs At a Glance Contract Report for 107301/0001 - December 2017

Name or company name	Randell & Quail
Contract type name	GDS Contract
Purpose of contract	General
Contract start date	02/04/2006
Contract end date	

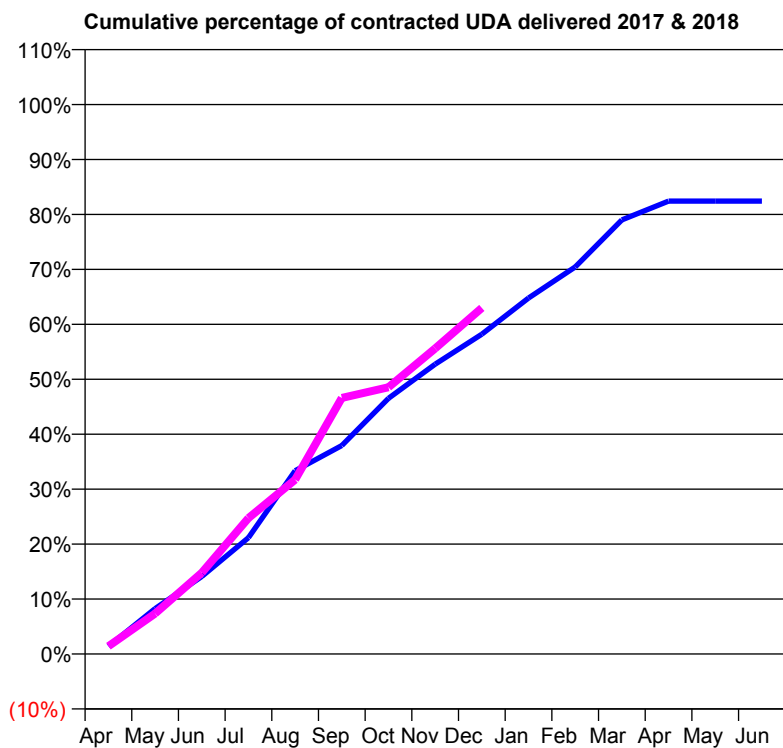
17/18 Contracted general activity (UDA)	1,399
Carry forward general activity (UDA)	0
17/18 Contracted orthodontic activity (UOA)	0
Carry forward orthodontic activity (UOA)	0
Baseline contract value	£32,078.03

### ACCESS\*

Patients seen in 24 months	Total	Change since previous quarter
Quarter ending December 2016	650	
Quarter ending March 2017	654	→
Quarter ending June 2017	640	↓
Quarter ending September 2017	630	↓
Quarter ending December 2017	619	↓
<b>Variance since December 2016</b>	<b>(4.8%)</b>	<b>↓</b>



### ACTIVITY



Month	Adjusted Scheduled Activity (UDA)	
	2017	2018
April	23	20
May	133	103
June	227	207
July	341	346
August	537	444
September	611	652
October	749	679
November	849	778
December	937	881
January	1,043	
February	1,134	
March	1,272	
April	1,327	
May	1,327	
June	1,327	

### QUALITY

	Quantity	Base Number	Contract	LHB	Wales
% of FP17s for the same patient ID Re-attending within 3 months - Children	76	637	11.9%	8.0%	11.0%
% of FP17s for the same patient ID Re-attending within 3 months - Adults	3	30	10.0%	13.7%	16.1%
% of FP17s for the same patient ID Re-attending between 3 & 9 months - Children	389	637	61.1%	58.5%	58.9%
% of FP17s for the same patient ID Re-attending between 3 & 9 months - Adults	17	30	56.7%	53.9%	55.2%
% of FP17s for Band 1 Urgent Courses	0	641	0.0%	8.3%	9.0%
% of FP17s Relating to Free Repair or Replacements	0	641	0.0%	0.8%	0.7%
% of FP17s Relating to Continuations	0	641	0.0%	0.9%	0.8%
% of Patients satisfied with the dentistry they have received	3	3	N/A	91.9%	91.9%
% of Patients satisfied with the time they had to wait for an appointment	3	3	N/A	87.7%	87.9%

\* This is based on patients treated on this contract for their most recent course of treatment. Figures in italics indicate the base number of FP17s or Patient Questionnaire responses are less than 100. N/A is shown where the base number of responses is less than 10 during the period. % is calculated as Quantity/Base number\*100

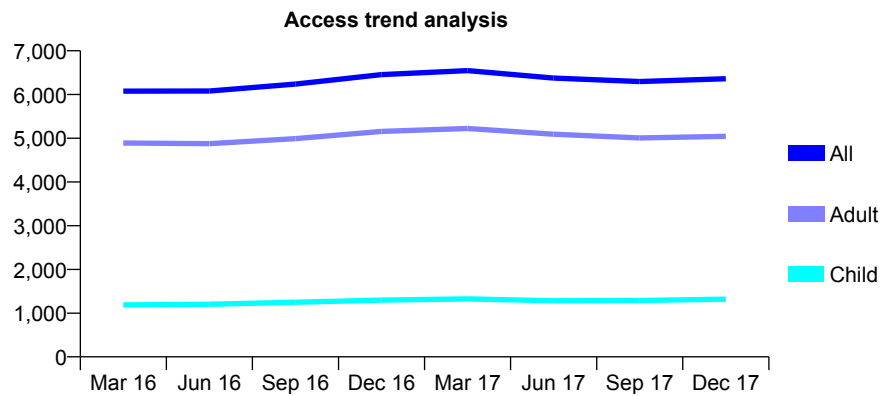
## 7A1 - Vital Signs At a Glance Contract Report for 112488/0002 - December 2017

Name or company name	Integrated Dental Holdings
Contract type name	GDS Contract
Purpose of contract	General
Contract start date	10/05/2007
Contract end date	

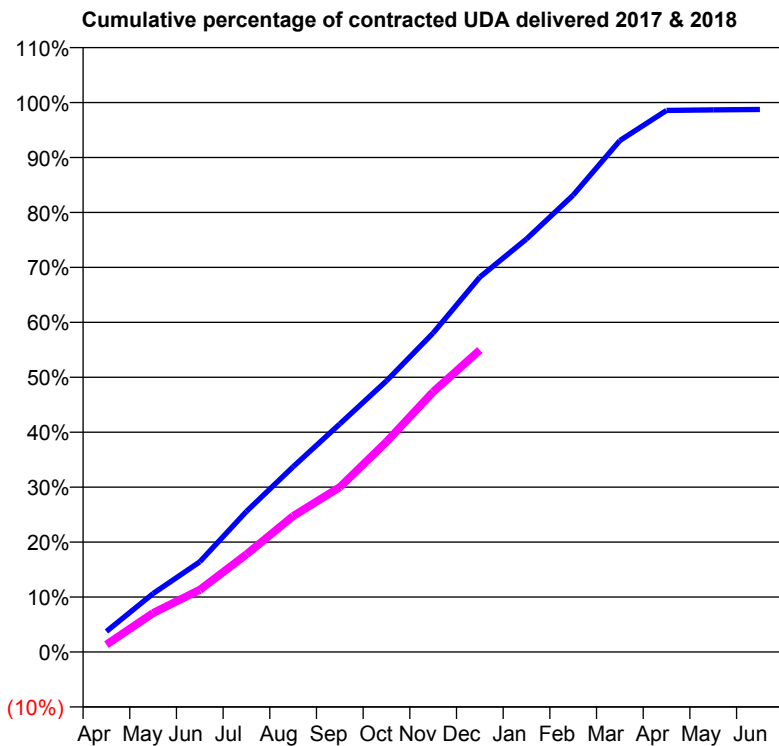
17/18 Contracted general activity (UDA)	20,250
Carry forward general activity (UDA)	258
17/18 Contracted orthodontic activity (UOA)	0
Carry forward orthodontic activity (UOA)	0
Baseline contract value	£471,511.35

### ACCESS\*

Patients seen in 24 months	Total	Change since previous quarter
Quarter ending December 2016	6,455	
Quarter ending March 2017	6,548	→
Quarter ending June 2017	6,375	↓
Quarter ending September 2017	6,296	↓
Quarter ending December 2017	6,362	→
<b>Variance since December 2016</b>	<b>(1.4%)</b>	<b>↓</b>



### ACTIVITY



Month	Adjusted Scheduled Activity (UDA)	
	2017	2018
April	758	272
May	2,154	1,437
June	3,323	2,290
July	5,182	3,602
August	6,827	5,009
September	8,404	6,074
October	9,992	7,747
November	11,758	9,589
December	13,814	11,127
January	15,220	
February	16,838	
March	18,846	
April	19,956	
May	19,980	
June	19,992	

### QUALITY

	Quantity	Base Number	Contract	LHB	Wales
% of FP17s for the same patient ID Re-attending within 3 months - Children	42	1,273	3.3%	8.0%	11.0%
% of FP17s for the same patient ID Re-attending within 3 months - Adults	447	5,035	8.9%	13.7%	16.1%
% of FP17s for the same patient ID Re-attending between 3 & 9 months - Children	714	1,273	56.1%	58.5%	58.9%
% of FP17s for the same patient ID Re-attending between 3 & 9 months - Adults	2,592	5,035	51.5%	53.9%	55.2%
% of FP17s for Band 1 Urgent Courses	255	5,859	4.4%	8.3%	9.0%
% of FP17s Relating to Free Repair or Replacements	26	5,859	0.4%	0.8%	0.7%
% of FP17s Relating to Continuations	79	5,859	1.3%	0.9%	0.8%
% of Patients satisfied with the dentistry they have received	28	28	100.0%	91.9%	91.9%
% of Patients satisfied with the time they had to wait for an appointment	26	28	92.9%	87.7%	87.9%

\* This is based on patients treated on this contract for their most recent course of treatment. Figures in italics indicate the base number of FP17s or Patient Questionnaire responses are less than 100. N/A is shown where the base number of responses is less than 10 during the period. % is calculated as Quantity/Base number\*100



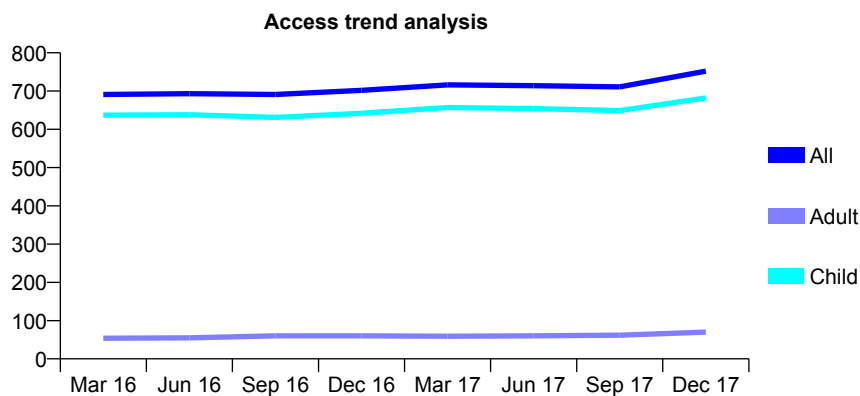
## 7A1 - Vital Signs At a Glance Contract Report for 114219/0001 - December 2017

Name or company name	Mr J Brandon
Contract type name	GDS Contract
Purpose of contract	General
Contract start date	18/01/2013
Contract end date	

17/18 Contracted general activity (UDA)	1,220
Carry forward general activity (UDA)	19
17/18 Contracted orthodontic activity (UOA)	0
Carry forward orthodontic activity (UOA)	0
Baseline contract value	£28,729.76

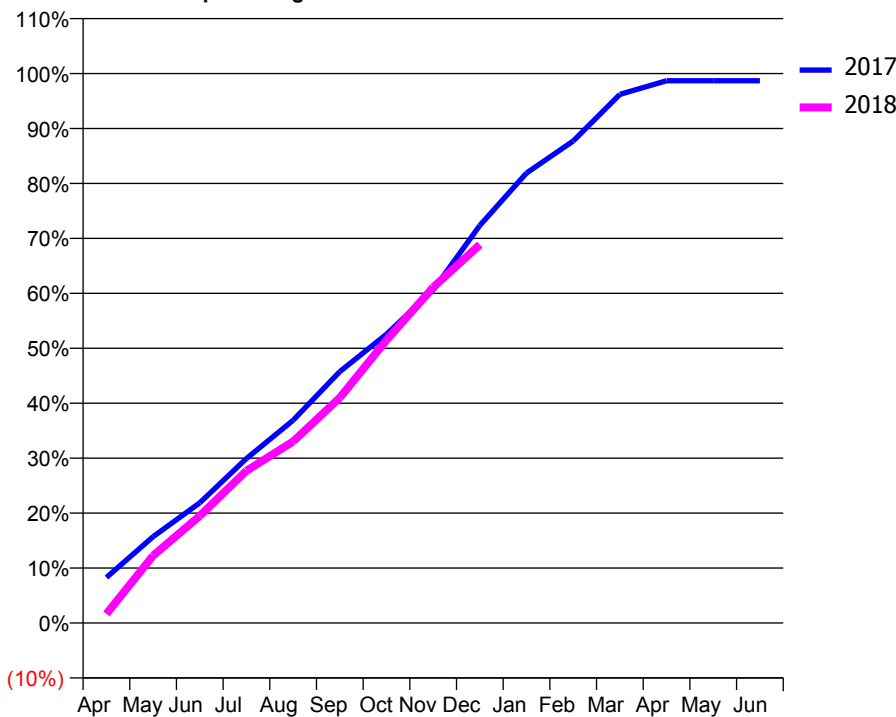
### ACCESS\*

Patients seen in 24 months	Total	Change since previous quarter
Quarter ending December 2016	702	
Quarter ending March 2017	716	→
Quarter ending June 2017	714	→
Quarter ending September 2017	711	→
Quarter ending December 2017	752	↑
<b>Variance since December 2016</b>	<b>7.1%</b>	<b>↑</b>



### ACTIVITY

Cumulative percentage of contracted UDA delivered 2017 & 2018



Month	Adjusted Scheduled Activity (UDA)	
	2017	2018
April	101	20
May	192	150
June	267	238
July	365	338
August	450	403
September	558	500
October	641	628
November	739	745
December	883	840
January	999	
February	1,070	
March	1,174	
April	1,204	
May	1,204	
June	1,204	

### QUALITY

	Quantity	Base Number	Contract	LHB	Wales
% of FP17s for the same patient ID Re-attending within 3 months - Children	30	660	4.5%	8.0%	11.0%
% of FP17s for the same patient ID Re-attending within 3 months - Adults	0	7	0.0%	13.7%	16.1%
% of FP17s for the same patient ID Re-attending between 3 & 9 months - Children	349	660	52.9%	58.5%	58.9%
% of FP17s for the same patient ID Re-attending between 3 & 9 months - Adults	2	7	28.6%	53.9%	55.2%
% of FP17s for Band 1 Urgent Courses	6	646	0.9%	8.3%	9.0%
% of FP17s Relating to Free Repair or Replacements	0	646	0.0%	0.8%	0.7%
% of FP17s Relating to Continuations	11	646	1.7%	0.9%	0.8%
% of Patients satisfied with the dentistry they have received	0	0	N/A	91.9%	91.9%
% of Patients satisfied with the time they had to wait for an appointment	0	0	N/A	87.7%	87.9%

\* This is based on patients treated on this contract for their most recent course of treatment. Figures in italics indicate the base number of FP17s or Patient Questionnaire responses are less than 100. N/A is shown where the base number of responses is less than 10 during the period. % is calculated as Quantity/Base number\*100

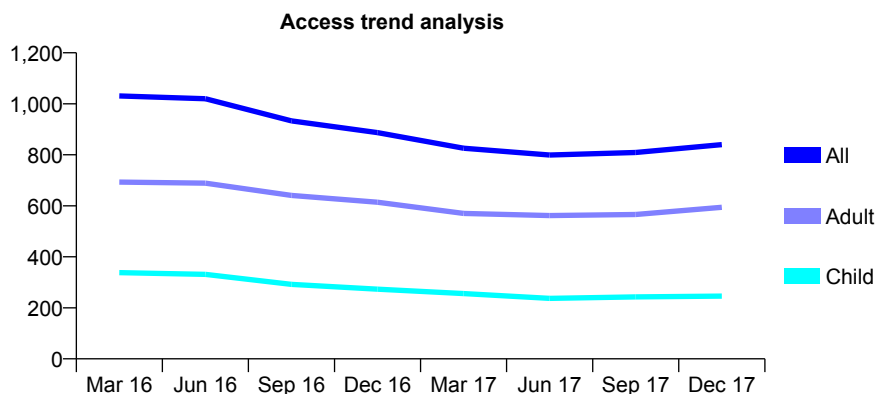
## 7A1 - Vital Signs At a Glance Contract Report for 114626/0001 - December 2017

Name or company name	The Fern Avenue Limited Partnership
Contract type name	GDS Contract
Purpose of contract	General
Contract start date	01/08/2014
Contract end date	

17/18 Contracted general activity (UDA)	1,900
Carry forward general activity (UDA)	79
17/18 Contracted orthodontic activity (UOA)	0
Carry forward orthodontic activity (UOA)	0
Baseline contract value	£46,011.26

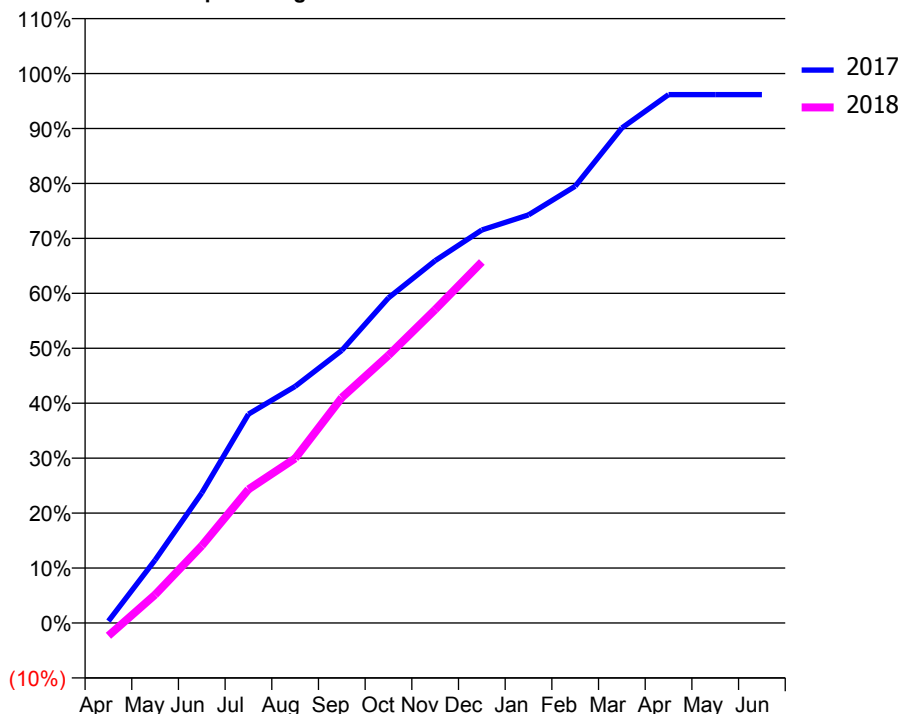
### ACCESS\*

Patients seen in 24 months	Total	Change since previous quarter
Quarter ending December 2016	887	
Quarter ending March 2017	826	↓
Quarter ending June 2017	799	↓
Quarter ending September 2017	809	→
Quarter ending December 2017	840	↑
<b>Variance since December 2016</b>	<b>(5.3%)</b>	<b>↓</b>



### ACTIVITY

Cumulative percentage of contracted UDA delivered 2017 & 2018



Month	Adjusted Scheduled Activity (UDA)	
	2017	2018
April	7	-45
May	235	98
June	485	267
July	779	462
August	882	569
September	1,016	780
October	1,213	926
November	1,351	1,084
December	1,466	1,248
January	1,522	
February	1,629	
March	1,846	
April	1,970	
May	1,970	
June	1,970	

### QUALITY

	Quantity	Base Number	Contract	LHB	Wales
% of FP17s for the same patient ID Re-attending within 3 months - Children	6	191	3.1%	8.0%	11.0%
% of FP17s for the same patient ID Re-attending within 3 months - Adults	46	539	8.5%	13.7%	16.1%
% of FP17s for the same patient ID Re-attending between 3 & 9 months - Children	70	191	36.6%	58.5%	58.9%
% of FP17s for the same patient ID Re-attending between 3 & 9 months - Adults	152	539	28.2%	53.9%	55.2%
% of FP17s for Band 1 Urgent Courses	57	668	8.5%	8.3%	9.0%
% of FP17s Relating to Free Repair or Replacements	1	668	0.1%	0.8%	0.7%
% of FP17s Relating to Continuations	4	668	0.6%	0.9%	0.8%
% of Patients satisfied with the dentistry they have received	4	4	N/A	91.9%	91.9%
% of Patients satisfied with the time they had to wait for an appointment	3	4	N/A	87.7%	87.9%

\* This is based on patients treated on this contract for their most recent course of treatment. Figures in italics indicate the base number of FP17s or Patient Questionnaire responses are less than 100. N/A is shown where the base number of responses is less than 10 during the period. % is calculated as Quantity/Base number\*100

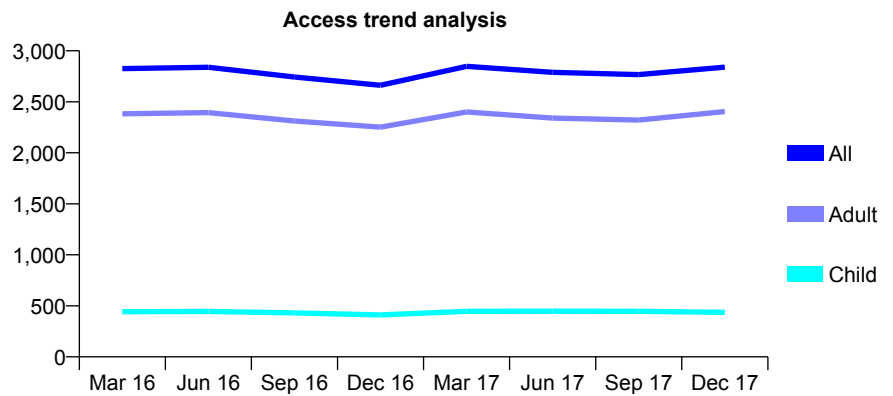
## 7A1 - Vital Signs At a Glance Contract Report for 123595/0001 - December 2017

Name or company name	Dr M Ramzan
Contract type name	GDS Contract
Purpose of contract	General
Contract start date	01/04/2008
Contract end date	

17/18 Contracted general activity (UDA)	9,500
Carry forward general activity (UDA)	4
17/18 Contracted orthodontic activity (UOA)	0
Carry forward orthodontic activity (UOA)	0
Baseline contract value	£281,543.53

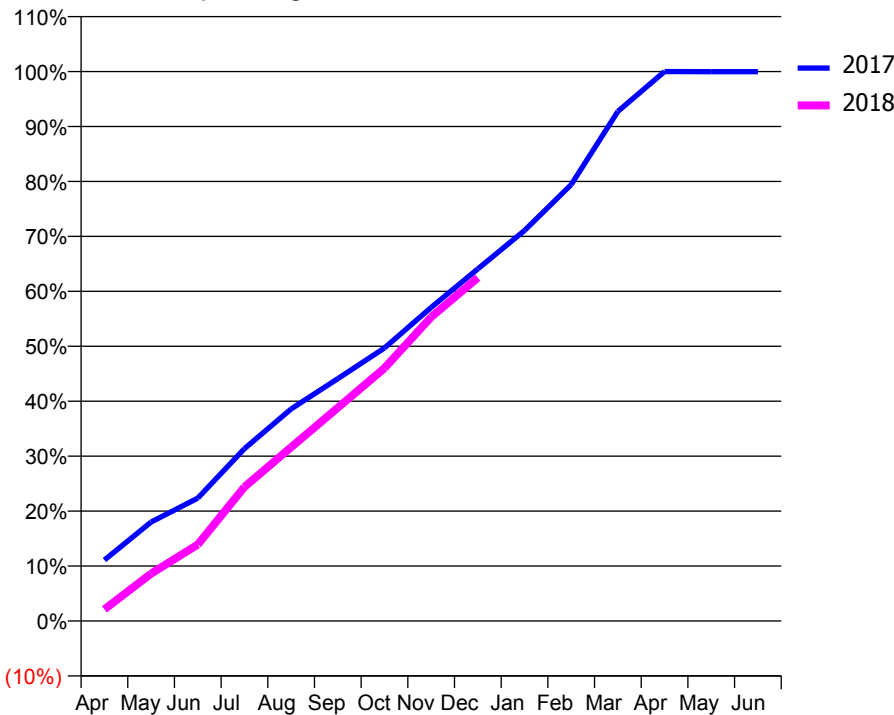
### ACCESS\*

Patients seen in 24 months	Total	Change since previous quarter
Quarter ending December 2016	2,662	
Quarter ending March 2017	2,848	↑
Quarter ending June 2017	2,789	↓
Quarter ending September 2017	2,767	→
Quarter ending December 2017	2,840	↑
<b>Variance since December 2016</b>	<b>6.7%</b>	<b>↑</b>



### ACTIVITY

Cumulative percentage of contracted UDA delivered 2017 & 2018



Month	Adjusted Scheduled Activity (UDA)	
	2017	2018
April	1,055	202
May	1,712	821
June	2,125	1,323
July	2,980	2,318
August	3,666	3,006
September	4,190	3,687
October	4,720	4,373
November	5,422	5,255
December	6,087	5,935
January	6,752	
February	7,545	
March	8,809	
April	9,500	
May	9,496	
June	9,496	

### QUALITY

	Quantity	Base Number	Contract	LHB	Wales
% of FP17s for the same patient ID Re-attending within 3 months - Children	7	446	1.6%	8.0%	11.0%
% of FP17s for the same patient ID Re-attending within 3 months - Adults	61	2,023	3.0%	13.7%	16.1%
% of FP17s for the same patient ID Re-attending between 3 & 9 months - Children	248	446	55.6%	58.5%	58.9%
% of FP17s for the same patient ID Re-attending between 3 & 9 months - Adults	1,091	2,023	53.9%	53.9%	55.2%
% of FP17s for Band 1 Urgent Courses	21	2,313	0.9%	8.3%	9.0%
% of FP17s Relating to Free Repair or Replacements	23	2,313	1.0%	0.8%	0.7%
% of FP17s Relating to Continuations	0	2,313	0.0%	0.9%	0.8%
% of Patients satisfied with the dentistry they have received	16	17	94.1%	91.9%	91.9%
% of Patients satisfied with the time they had to wait for an appointment	16	17	94.1%	87.7%	87.9%

\* This is based on patients treated on this contract for their most recent course of treatment. Figures in italics indicate the base number of FP17s or Patient Questionnaire responses are less than 100. N/A is shown where the base number of responses is less than 10 during the period. % is calculated as Quantity/Base number\*100

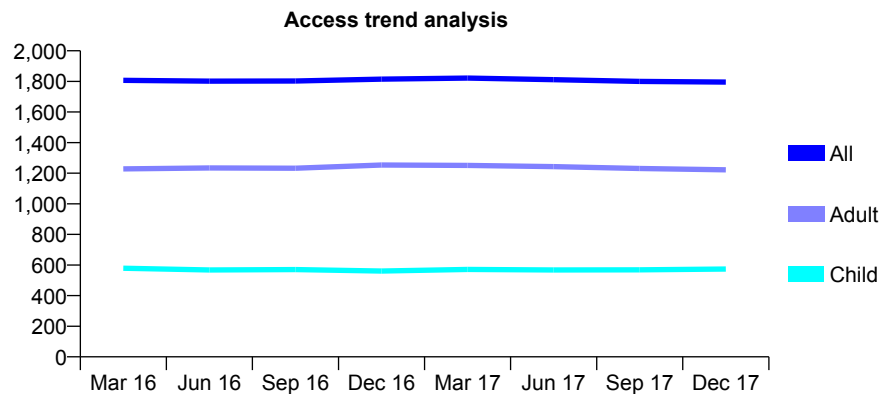
## 7A1 - Vital Signs At a Glance Contract Report for 127701/0001 - December 2017

Name or company name	Mr Iolo Jones & Associates
Contract type name	GDS Contract
Purpose of contract	General
Contract start date	01/01/2012
Contract end date	

17/18 Contracted general activity (UDA)	5,371
Carry forward general activity (UDA)	0
17/18 Contracted orthodontic activity (UOA)	0
Carry forward orthodontic activity (UOA)	0
Baseline contract value	£129,356.57

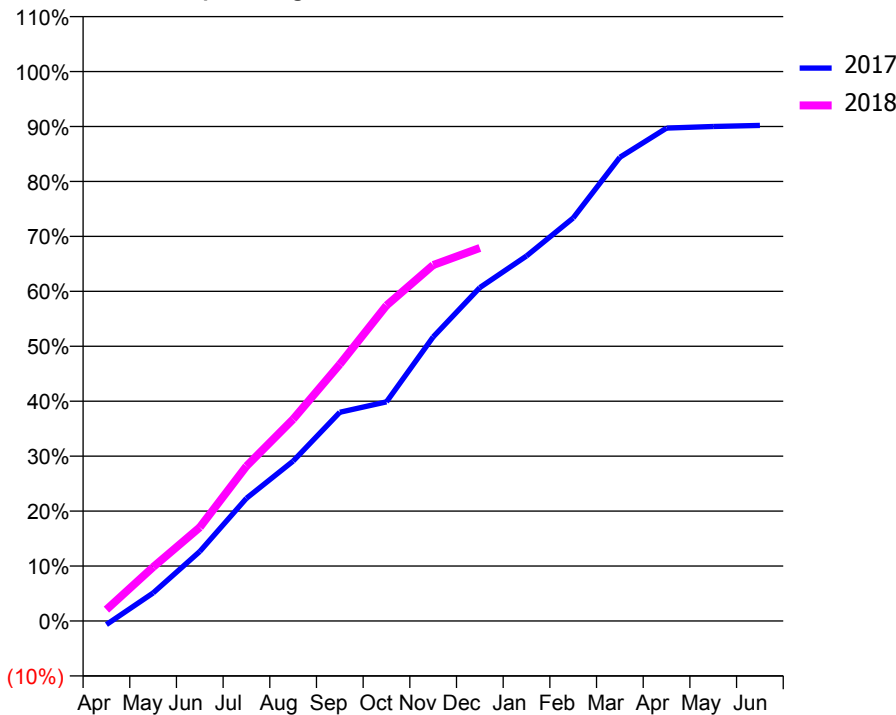
### ACCESS\*

Patients seen in 24 months	Total	Change since previous quarter
Quarter ending December 2016	1,815	
Quarter ending March 2017	1,822	→
Quarter ending June 2017	1,811	→
Quarter ending September 2017	1,800	→
Quarter ending December 2017	1,796	→
<b>Variance since December 2016</b>	<b>(1.0%)</b>	<b>↓</b>



### ACTIVITY

Cumulative percentage of contracted UDA delivered 2017 & 2018



Month	Adjusted Scheduled Activity (UDA)	
	2017	2018
April	-39	111
May	293	527
June	727	915
July	1,282	1,514
August	1,671	1,973
September	2,180	2,509
October	2,289	3,085
November	2,968	3,480
December	3,483	3,646
January	3,813	
February	4,210	
March	4,843	
April	5,149	
May	5,166	
June	5,176	

### QUALITY

	Quantity	Base Number	Contract	LHB	Wales
% of FP17s for the same patient ID Re-attending within 3 months - Children	43	730	5.9%	8.0%	11.0%
% of FP17s for the same patient ID Re-attending within 3 months - Adults	217	1,468	14.8%	13.7%	16.1%
% of FP17s for the same patient ID Re-attending between 3 & 9 months - Children	513	730	70.3%	58.5%	58.9%
% of FP17s for the same patient ID Re-attending between 3 & 9 months - Adults	991	1,468	67.5%	53.9%	55.2%
% of FP17s for Band 1 Urgent Courses	108	2,032	5.3%	8.3%	9.0%
% of FP17s Relating to Free Repair or Replacements	9	2,032	0.4%	0.8%	0.7%
% of FP17s Relating to Continuations	15	2,032	0.7%	0.9%	0.8%
% of Patients satisfied with the dentistry they have received	6	6	N/A	91.9%	91.9%
% of Patients satisfied with the time they had to wait for an appointment	6	6	N/A	87.7%	87.9%

\* This is based on patients treated on this contract for their most recent course of treatment. Figures in italics indicate the base number of FP17s or Patient Questionnaire responses are less than 100. N/A is shown where the base number of responses is less than 10 during the period. % is calculated as Quantity/Base number\*100

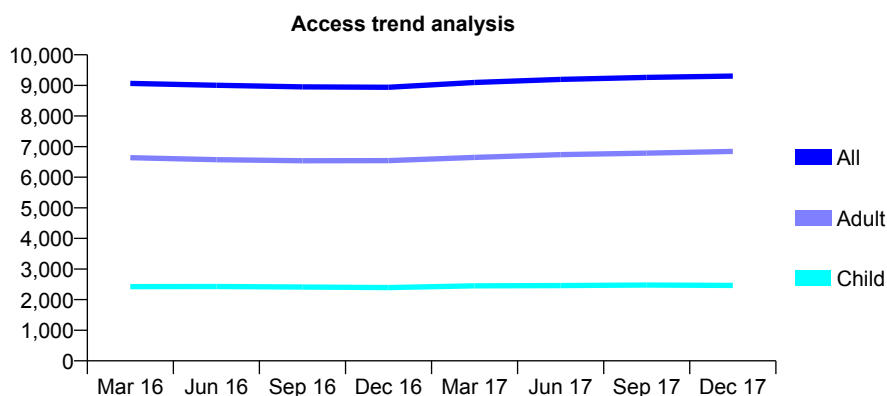
## 7A1 - Vital Signs At a Glance Contract Report for 130206/0002 - December 2017

Name or company name	Dant Y Coed Dental Practice Ltd
Contract type name	GDS Contract
Purpose of contract	General
Contract start date	01/08/2013
Contract end date	

17/18 Contracted general activity (UDA)	29,641
Carry forward general activity (UDA)	-772
17/18 Contracted orthodontic activity (UOA)	0
Carry forward orthodontic activity (UOA)	0
Baseline contract value	£688,087.84

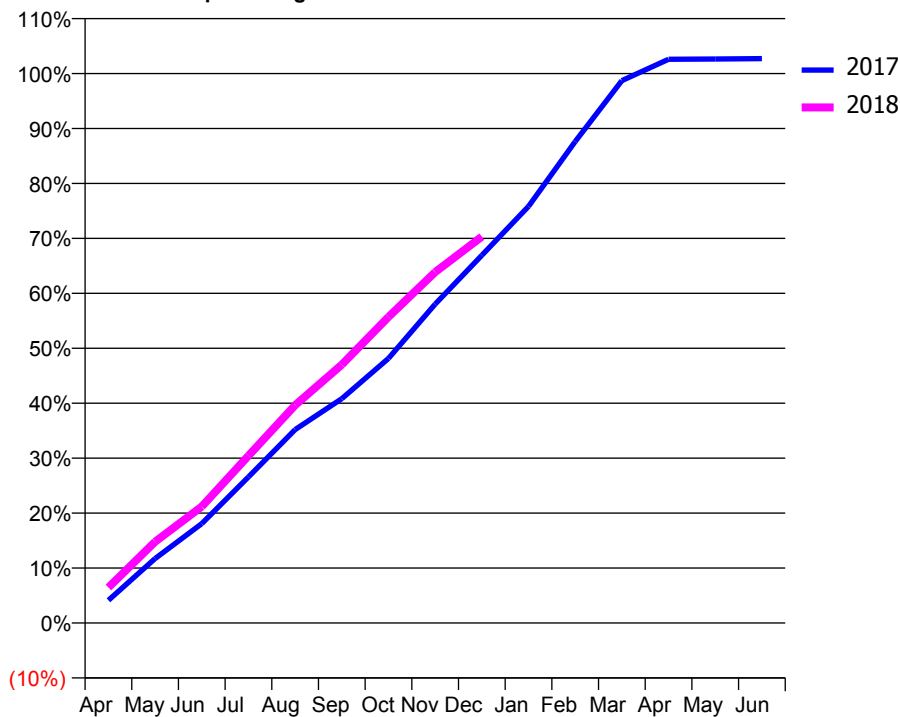
### ACCESS\*

Patients seen in 24 months	Total	Change since previous quarter
Quarter ending December 2016	8,939	
Quarter ending March 2017	9,098	→
Quarter ending June 2017	9,198	→
Quarter ending September 2017	9,263	→
Quarter ending December 2017	9,304	→
<b>Variance since December 2016</b>	<b>4.1%</b>	<b>↑</b>



### ACTIVITY

Cumulative percentage of contracted UDA delivered 2017 & 2018



Month	Adjusted Scheduled Activity (UDA)	
	2017	2018
April	1,144	1,915
May	3,243	4,382
June	5,002	6,283
July	7,348	9,022
August	9,728	11,752
September	11,283	13,936
October	13,314	16,513
November	16,038	18,929
December	18,494	20,839
January	20,961	
February	24,217	
March	27,281	
April	28,355	
May	28,370	
June	28,388	

### QUALITY

	Quantity	Base Number	Contract	LHB	Wales
% of FP17s for the same patient ID Re-attending within 3 months - Children	285	3,055	9.3%	8.0%	11.0%
% of FP17s for the same patient ID Re-attending within 3 months - Adults	1,190	7,948	15.0%	13.7%	16.1%
% of FP17s for the same patient ID Re-attending between 3 & 9 months - Children	2,028	3,055	66.4%	58.5%	58.9%
% of FP17s for the same patient ID Re-attending between 3 & 9 months - Adults	4,877	7,948	61.4%	53.9%	55.2%
% of FP17s for Band 1 Urgent Courses	658	10,405	6.3%	8.3%	9.0%
% of FP17s Relating to Free Repair or Replacements	188	10,405	1.8%	0.8%	0.7%
% of FP17s Relating to Continuations	29	10,405	0.3%	0.9%	0.8%
% of Patients satisfied with the dentistry they have received	26	27	96.3%	91.9%	91.9%
% of Patients satisfied with the time they had to wait for an appointment	25	27	92.6%	87.7%	87.9%

\* This is based on patients treated on this contract for their most recent course of treatment. Figures in italics indicate the base number of FP17s or Patient Questionnaire responses are less than 100. N/A is shown where the base number of responses is less than 10 during the period. % is calculated as Quantity/Base number\*100

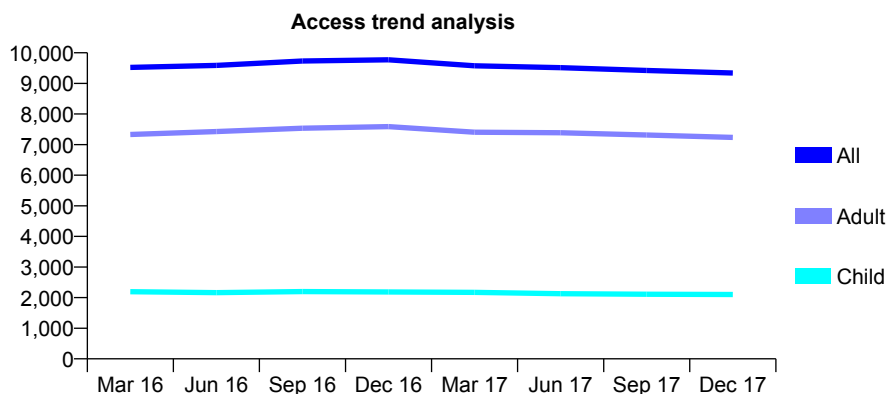
## 7A1 - Vital Signs At a Glance Contract Report for 133825/0001 - December 2017

Name or company name	Queensferry Dental Surgery Limited
Contract type name	GDS Contract
Purpose of contract	General
Contract start date	01/10/2007
Contract end date	

17/18 Contracted general activity (UDA)	28,772
Carry forward general activity (UDA)	-330
17/18 Contracted orthodontic activity (UOA)	0
Carry forward orthodontic activity (UOA)	0
Baseline contract value	£960,221.92

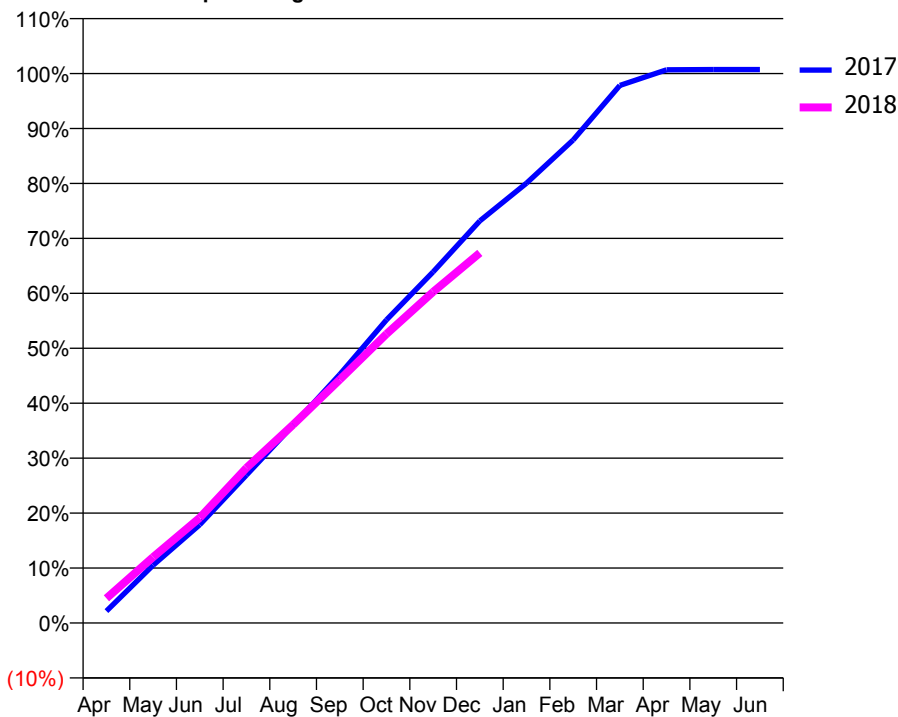
### ACCESS\*

Patients seen in 24 months	Total	Change since previous quarter
Quarter ending December 2016	9,771	
Quarter ending March 2017	9,576	↓
Quarter ending June 2017	9,516	→
Quarter ending September 2017	9,424	→
Quarter ending December 2017	9,338	→
<b>Variance since December 2016</b>	<b>(4.4%)</b>	<b>↓</b>



### ACTIVITY

Cumulative percentage of contracted UDA delivered 2017 & 2018



Month	Adjusted Scheduled Activity (UDA)	
	2017	2018
April	604	1,293
May	2,923	3,455
June	4,972	5,516
July	7,475	8,123
August	10,001	10,385
September	12,563	12,746
October	15,324	15,130
November	17,747	17,338
December	20,320	19,379
January	22,230	
February	24,416	
March	27,169	
April	27,962	
May	27,970	
June	27,970	

### QUALITY

	Quantity	Base Number	Contract	LHB	Wales
% of FP17s for the same patient ID Re-attending within 3 months - Children	115	1,900	6.1%	8.0%	11.0%
% of FP17s for the same patient ID Re-attending within 3 months - Adults	969	7,064	13.7%	13.7%	16.1%
% of FP17s for the same patient ID Re-attending between 3 & 9 months - Children	961	1,900	50.6%	58.5%	58.9%
% of FP17s for the same patient ID Re-attending between 3 & 9 months - Adults	3,665	7,064	51.9%	53.9%	55.2%
% of FP17s for Band 1 Urgent Courses	798	8,611	9.3%	8.3%	9.0%
% of FP17s Relating to Free Repair or Replacements	45	8,611	0.5%	0.8%	0.7%
% of FP17s Relating to Continuations	99	8,611	1.1%	0.9%	0.8%
% of Patients satisfied with the dentistry they have received	23	24	95.8%	91.9%	91.9%
% of Patients satisfied with the time they had to wait for an appointment	20	24	83.3%	87.7%	87.9%

\* This is based on patients treated on this contract for their most recent course of treatment. Figures in italics indicate the base number of FP17s or Patient Questionnaire responses are less than 100. N/A is shown where the base number of responses is less than 10 during the period. % is calculated as Quantity/Base number\*100

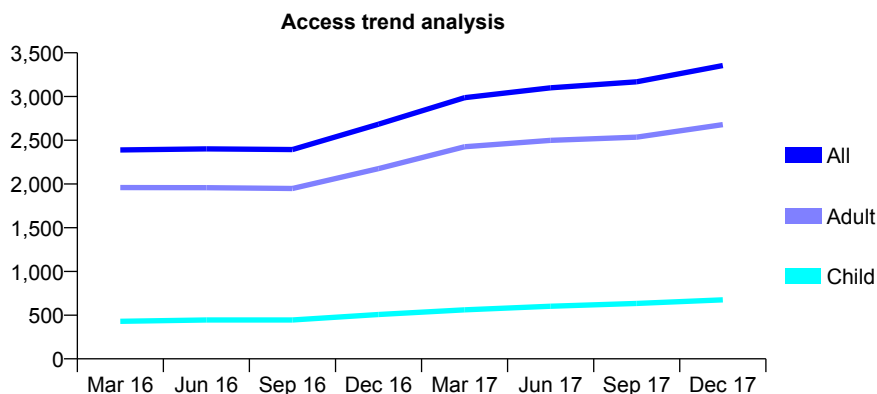
## 7A1 - Vital Signs At a Glance Contract Report for 134147/0002 - December 2017

Name or company name	L Bester
Contract type name	GDS Contract
Purpose of contract	General
Contract start date	01/12/2009
Contract end date	

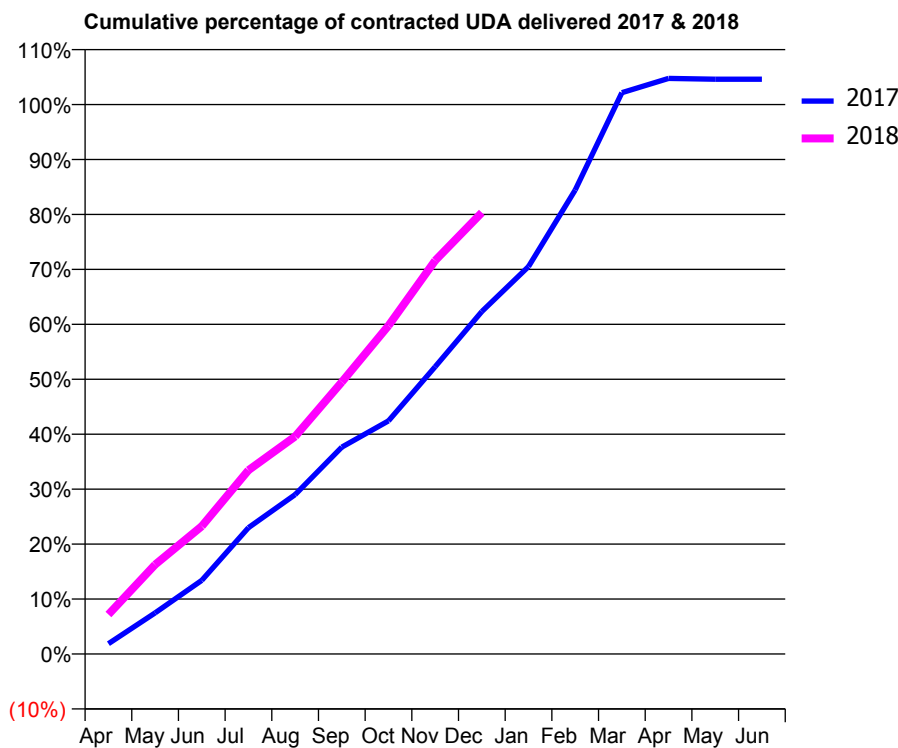
17/18 Contracted general activity (UDA)	12,161
Carry forward general activity (UDA)	-459
17/18 Contracted orthodontic activity (UOA)	0
Carry forward orthodontic activity (UOA)	0
Baseline contract value	£284,481.51

### ACCESS\*

Patients seen in 24 months	Total	Change since previous quarter
Quarter ending December 2016	2,683	
Quarter ending March 2017	2,987	↑
Quarter ending June 2017	3,100	↑
Quarter ending September 2017	3,168	↑
Quarter ending December 2017	3,354	↑
<b>Variance since December 2016</b>	<b>25.0%</b>	<b>↑</b>



### ACTIVITY



Month	Adjusted Scheduled Activity (UDA)	
	2017	2018
April	187	874
May	747	1,977
June	1,338	2,827
July	2,293	4,068
August	2,895	4,816
September	3,757	6,020
October	4,233	7,267
November	5,216	8,706
December	6,218	9,771
January	7,034	
February	8,424	
March	10,193	
April	10,451	
May	10,436	
June	10,436	

### QUALITY

	Quantity	Base Number	Contract	LHB	Wales
% of FP17s for the same patient ID Re-attending within 3 months - Children	37	713	5.2%	8.0%	11.0%
% of FP17s for the same patient ID Re-attending within 3 months - Adults	253	2,673	9.5%	13.7%	16.1%
% of FP17s for the same patient ID Re-attending between 3 & 9 months - Children	353	713	49.5%	58.5%	58.9%
% of FP17s for the same patient ID Re-attending between 3 & 9 months - Adults	1,377	2,673	51.5%	53.9%	55.2%
% of FP17s for Band 1 Urgent Courses	184	3,304	5.6%	8.3%	9.0%
% of FP17s Relating to Free Repair or Replacements	18	3,304	0.5%	0.8%	0.7%
% of FP17s Relating to Continuations	19	3,304	0.6%	0.9%	0.8%
% of Patients satisfied with the dentistry they have received	11	13	84.6%	91.9%	91.9%
% of Patients satisfied with the time they had to wait for an appointment	13	13	100.0%	87.7%	87.9%

\* This is based on patients treated on this contract for their most recent course of treatment. Figures in italics indicate the base number of FP17s or Patient Questionnaire responses are less than 100. N/A is shown where the base number of responses is less than 10 during the period. % is calculated as Quantity/Base number\*100

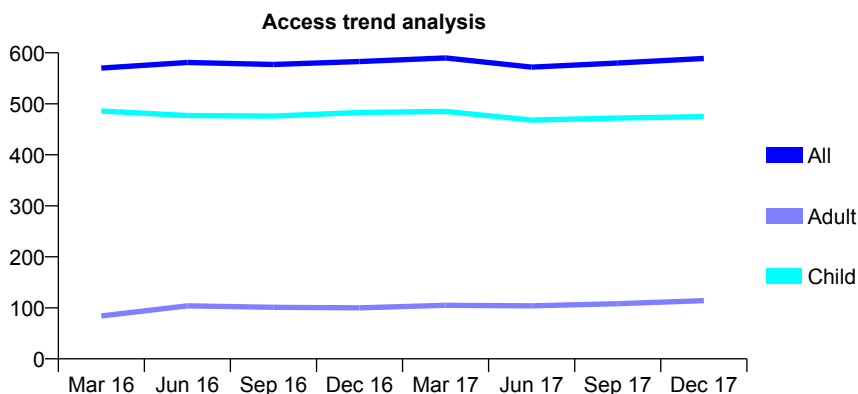
## 7A1 - Vital Signs At a Glance Contract Report for 137413/0001 - December 2017

Name or company name	Mr B R Dean
Contract type name	GDS Contract
Purpose of contract	General
Contract start date	27/05/2014
Contract end date	

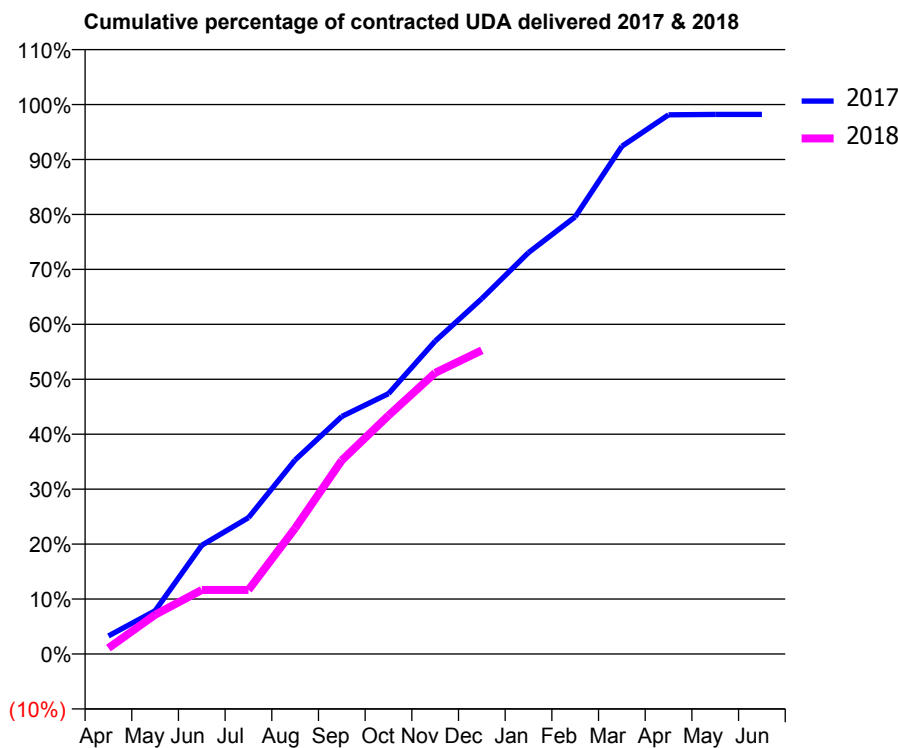
17/18 Contracted general activity (UDA)	1,404
Carry forward general activity (UDA)	25
17/18 Contracted orthodontic activity (UOA)	0
Carry forward orthodontic activity (UOA)	0
Baseline contract value	£33,831.93

### ACCESS\*

Patients seen in 24 months	Total	Change since previous quarter
Quarter ending December 2016	583	
Quarter ending March 2017	590	→
Quarter ending June 2017	572	↓
Quarter ending September 2017	580	→
Quarter ending December 2017	589	→
<b>Variance since December 2016</b>	<b>1.0%</b>	<b>→</b>



### ACTIVITY



Month	Adjusted Scheduled Activity (UDA)	
	2017	2018
April	46	15
May	110	100
June	278	164
July	348	164
August	496	321
September	607	495
October	665	609
November	800	718
December	908	776
January	1,026	
February	1,117	
March	1,297	
April	1,378	
May	1,379	
June	1,379	

### QUALITY

	Quantity	Base Number	Contract	LHB	Wales
% of FP17s for the same patient ID Re-attending within 3 months - Children	44	548	8.0%	8.0%	11.0%
% of FP17s for the same patient ID Re-attending within 3 months - Adults	6	67	9.0%	13.7%	16.1%
% of FP17s for the same patient ID Re-attending between 3 & 9 months - Children	363	548	66.2%	58.5%	58.9%
% of FP17s for the same patient ID Re-attending between 3 & 9 months - Adults	38	67	56.7%	53.9%	55.2%
% of FP17s for Band 1 Urgent Courses	24	570	4.2%	8.3%	9.0%
% of FP17s Relating to Free Repair or Replacements	0	570	0.0%	0.8%	0.7%
% of FP17s Relating to Continuations	0	570	0.0%	0.9%	0.8%
% of Patients satisfied with the dentistry they have received	0	0	N/A	91.9%	91.9%
% of Patients satisfied with the time they had to wait for an appointment	0	0	N/A	87.7%	87.9%

\* This is based on patients treated on this contract for their most recent course of treatment. Figures in italics indicate the base number of FP17s or Patient Questionnaire responses are less than 100. N/A is shown where the base number of responses is less than 10 during the period. % is calculated as Quantity/Base number\*100



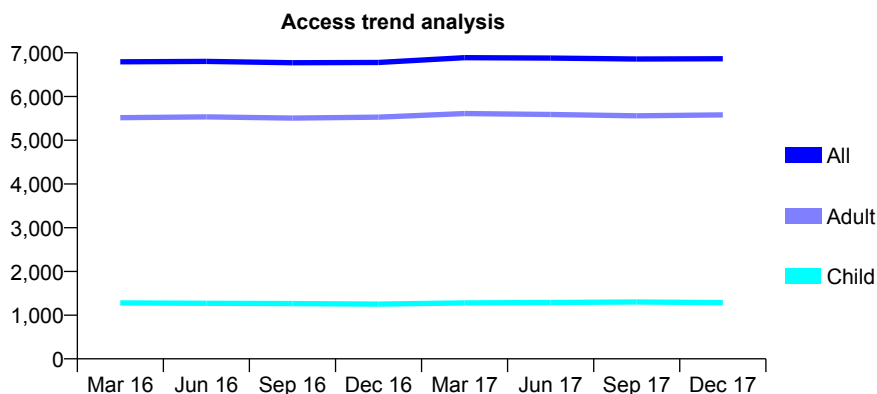
## 7A1 - Vital Signs At a Glance Contract Report for 140481/0001 - December 2017

Name or company name	The Hollies Dental Practice Partnership
Contract type name	GDS Contract
Purpose of contract	General
Contract start date	01/04/2011
Contract end date	

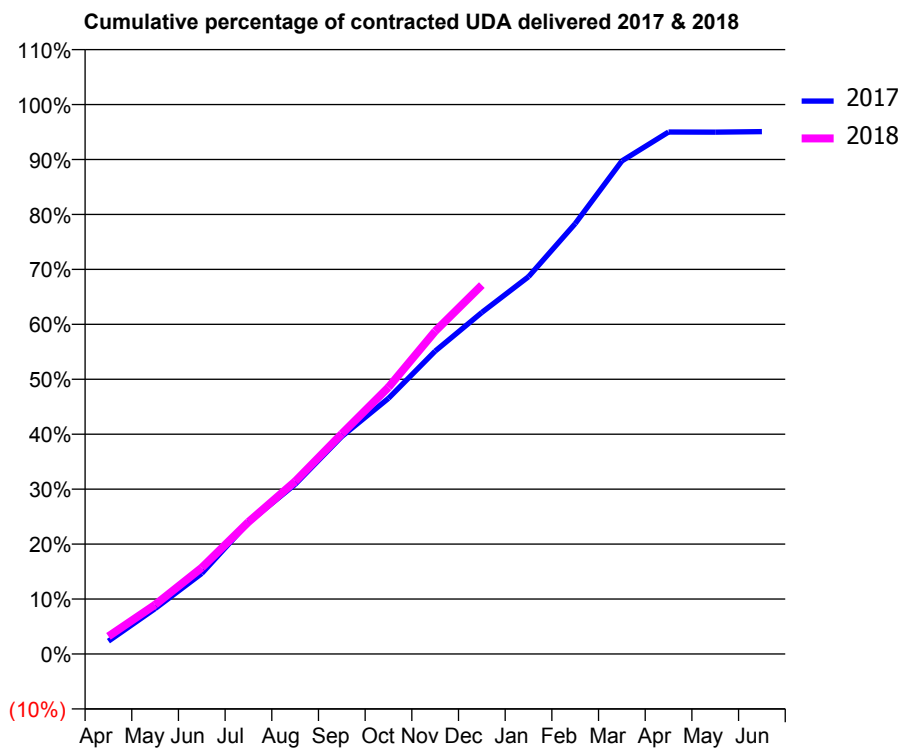
17/18 Contracted general activity (UDA)	21,936
Carry forward general activity (UDA)	0
17/18 Contracted orthodontic activity (UOA)	0
Carry forward orthodontic activity (UOA)	0
Baseline contract value	£603,963.92

### ACCESS\*

Patients seen in 24 months	Total	Change since previous quarter
Quarter ending December 2016	6,779	
Quarter ending March 2017	6,888	→
Quarter ending June 2017	6,879	→
Quarter ending September 2017	6,859	→
Quarter ending December 2017	6,864	→
<b>Variance since December 2016</b>	<b>1.3%</b>	<b>→</b>



### ACTIVITY



Month	Adjusted Scheduled Activity (UDA)	
	2017	2018
April	547	705
May	1,937	1,969
June	3,435	3,449
July	5,608	5,273
August	7,239	6,891
September	9,276	8,792
October	10,903	10,648
November	12,920	12,883
December	14,566	14,726
January	16,090	
February	18,357	
March	21,026	
April	22,260	
May	22,258	
June	22,281	

### QUALITY

	Quantity	Base Number	Contract	LHB	Wales
% of FP17s for the same patient ID Re-attending within 3 months - Children	93	1,551	6.0%	8.0%	11.0%
% of FP17s for the same patient ID Re-attending within 3 months - Adults	667	6,380	10.5%	13.7%	16.1%
% of FP17s for the same patient ID Re-attending between 3 & 9 months - Children	971	1,551	62.6%	58.5%	58.9%
% of FP17s for the same patient ID Re-attending between 3 & 9 months - Adults	4,051	6,380	63.5%	53.9%	55.2%
% of FP17s for Band 1 Urgent Courses	267	7,427	3.6%	8.3%	9.0%
% of FP17s Relating to Free Repair or Replacements	55	7,427	0.7%	0.8%	0.7%
% of FP17s Relating to Continuations	15	7,427	0.2%	0.9%	0.8%
% of Patients satisfied with the dentistry they have received	28	29	96.6%	91.9%	91.9%
% of Patients satisfied with the time they had to wait for an appointment	28	29	96.6%	87.7%	87.9%

\* This is based on patients treated on this contract for their most recent course of treatment. Figures in italics indicate the base number of FP17s or Patient Questionnaire responses are less than 100. N/A is shown where the base number of responses is less than 10 during the period. % is calculated as Quantity/Base number\*100

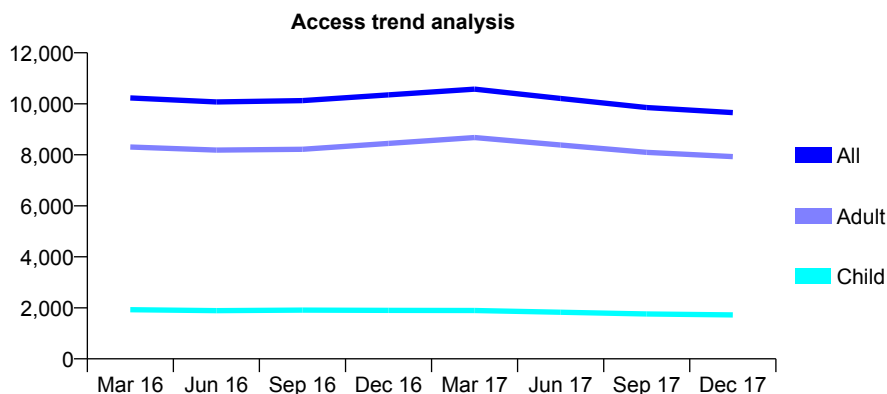
## 7A1 - Vital Signs At a Glance Contract Report for 141186/0001 - December 2017

Name or company name	Mostyn House Dental Practice Partnership
Contract type name	GDS Contract
Purpose of contract	General
Contract start date	01/08/2009
Contract end date	

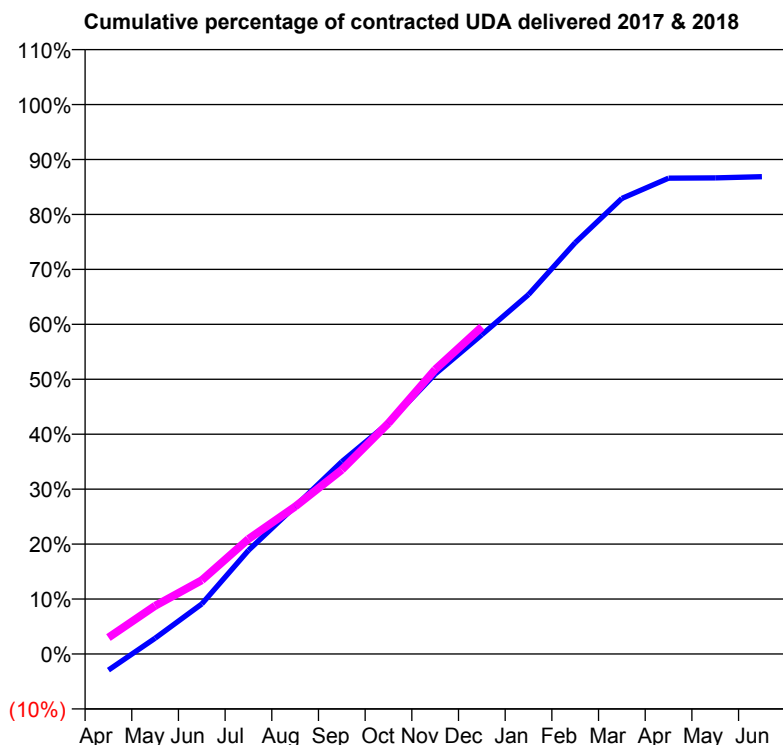
17/18 Contracted general activity (UDA)	28,000
Carry forward general activity (UDA)	0
17/18 Contracted orthodontic activity (UOA)	0
Carry forward orthodontic activity (UOA)	0
Baseline contract value	£722,680.00

### ACCESS\*

Patients seen in 24 months	Total	Change since previous quarter
Quarter ending December 2016	10,348	
Quarter ending March 2017	10,577	↑
Quarter ending June 2017	10,209	↓
Quarter ending September 2017	9,852	↓
Quarter ending December 2017	9,655	↓
<b>Variance since December 2016</b>	<b>(6.7%)</b>	<b>↓</b>



### ACTIVITY



Month	Adjusted Scheduled Activity (UDA)	
	2017	2018
April	-883	841
May	866	2,454
June	2,742	3,758
July	5,674	5,860
August	8,078	7,509
September	10,523	9,384
October	12,645	11,763
November	15,317	14,494
December	17,468	16,669
January	19,669	
February	22,506	
March	24,929	
April	26,037	
May	26,052	
June	26,121	

### QUALITY

	Quantity	Base Number	Contract	LHB	Wales
% of FP17s for the same patient ID Re-attending within 3 months - Children	68	1,207	5.6%	8.0%	11.0%
% of FP17s for the same patient ID Re-attending within 3 months - Adults	856	6,424	13.3%	13.7%	16.1%
% of FP17s for the same patient ID Re-attending between 3 & 9 months - Children	371	1,207	30.7%	58.5%	58.9%
% of FP17s for the same patient ID Re-attending between 3 & 9 months - Adults	2,766	6,424	43.1%	53.9%	55.2%
% of FP17s for Band 1 Urgent Courses	1,027	7,209	14.2%	8.3%	9.0%
% of FP17s Relating to Free Repair or Replacements	27	7,209	0.4%	0.8%	0.7%
% of FP17s Relating to Continuations	59	7,209	0.8%	0.9%	0.8%
% of Patients satisfied with the dentistry they have received	56	62	90.3%	91.9%	91.9%
% of Patients satisfied with the time they had to wait for an appointment	39	62	62.9%	87.7%	87.9%

\* This is based on patients treated on this contract for their most recent course of treatment. Figures in italics indicate the base number of FP17s or Patient Questionnaire responses are less than 100. N/A is shown where the base number of responses is less than 10 during the period. % is calculated as Quantity/Base number\*100

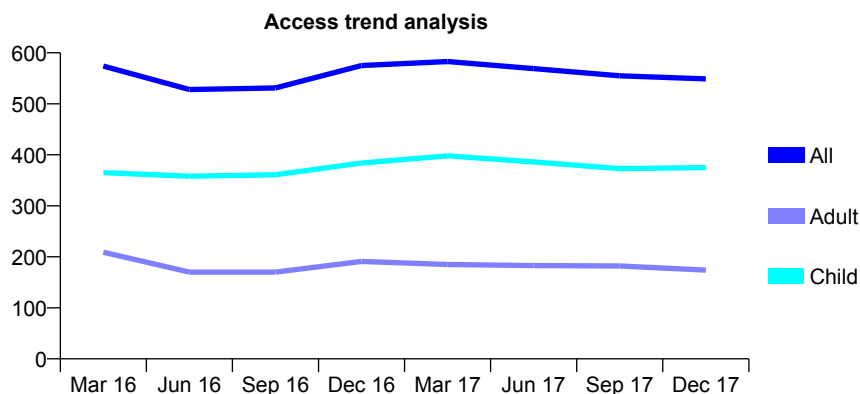
## 7A1 - Vital Signs At a Glance Contract Report for 145688/0001 - December 2017

Name or company name	Mr R Bennett
Contract type name	GDS Contract
Purpose of contract	General
Contract start date	01/03/2011
Contract end date	

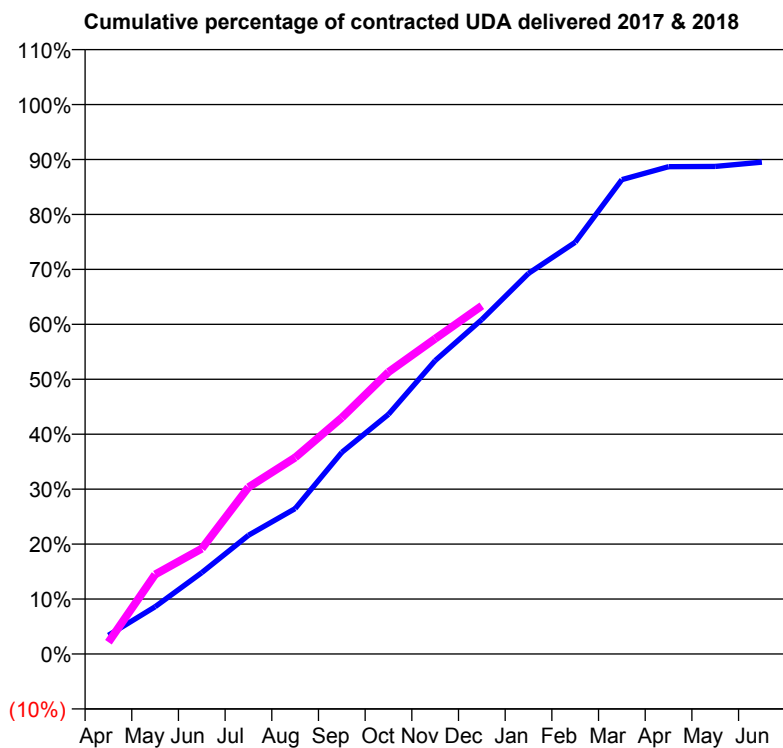
17/18 Contracted general activity (UDA)	1,352
Carry forward general activity (UDA)	0
17/18 Contracted orthodontic activity (UOA)	0
Carry forward orthodontic activity (UOA)	0
Baseline contract value	£32,940.80

### ACCESS\*

Patients seen in 24 months	Total	Change since previous quarter
Quarter ending December 2016	575	
Quarter ending March 2017	583	→
Quarter ending June 2017	569	↓
Quarter ending September 2017	555	↓
Quarter ending December 2017	549	↓
<b>Variance since December 2016</b>	<b>(4.5%)</b>	<b>↓</b>



### ACTIVITY



Month	Adjusted Scheduled Activity (UDA)	
	2017	2018
April	54	29
May	137	196
June	235	259
July	344	410
August	421	483
September	584	582
October	693	694
November	849	776
December	968	857
January	1,101	
February	1,191	
March	1,373	
April	1,410	
May	1,411	
June	1,423	

### QUALITY

	Quantity	Base Number	Contract	LHB	Wales
% of FP17s for the same patient ID Re-attending within 3 months - Children	18	411	4.4%	8.0%	11.0%
% of FP17s for the same patient ID Re-attending within 3 months - Adults	27	151	17.9%	13.7%	16.1%
% of FP17s for the same patient ID Re-attending between 3 & 9 months - Children	215	411	52.3%	58.5%	58.9%
% of FP17s for the same patient ID Re-attending between 3 & 9 months - Adults	72	151	47.7%	53.9%	55.2%
% of FP17s for Band 1 Urgent Courses	29	532	5.5%	8.3%	9.0%
% of FP17s Relating to Free Repair or Replacements	0	532	0.0%	0.8%	0.7%
% of FP17s Relating to Continuations	0	532	0.0%	0.9%	0.8%
% of Patients satisfied with the dentistry they have received	1	2	N/A	91.9%	91.9%
% of Patients satisfied with the time they had to wait for an appointment	2	2	N/A	87.7%	87.9%

\* This is based on patients treated on this contract for their most recent course of treatment. Figures in italics indicate the base number of FP17s or Patient Questionnaire responses are less than 100. N/A is shown where the base number of responses is less than 10 during the period. % is calculated as Quantity/Base number\*100

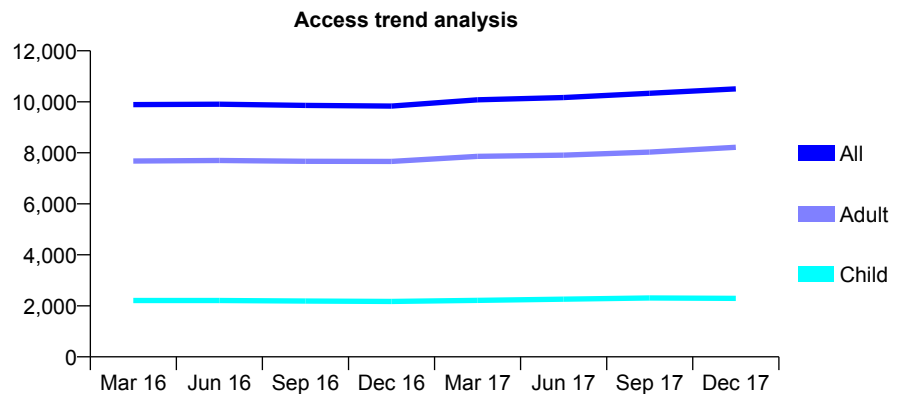
## 7A1 - Vital Signs At a Glance Contract Report for 151912/0001 - December 2017

Name or company name	IJW & GA DOUGLAS LIMITED
Contract type name	GDS Contract
Purpose of contract	General
Contract start date	01/05/2011
Contract end date	

17/18 Contracted general activity (UDA)	31,372
Carry forward general activity (UDA)	495
17/18 Contracted orthodontic activity (UOA)	0
Carry forward orthodontic activity (UOA)	0
Baseline contract value	£800,840.10

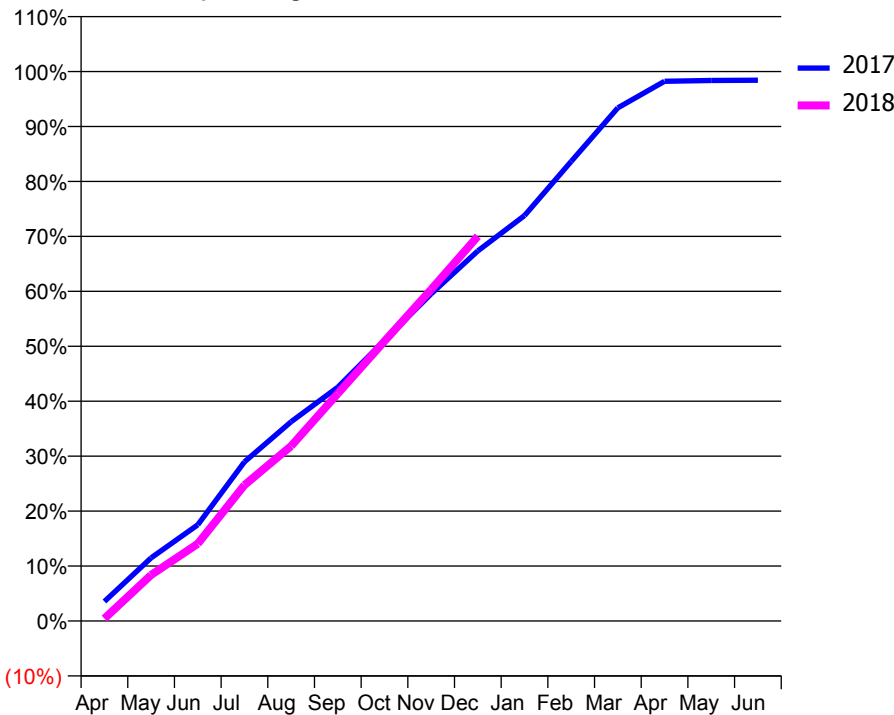
### ACCESS\*

Patients seen in 24 months	Total	Change since previous quarter
Quarter ending December 2016	9,835	
Quarter ending March 2017	10,079	↑
Quarter ending June 2017	10,167	→
Quarter ending September 2017	10,337	→
Quarter ending December 2017	10,507	→
<b>Variance since December 2016</b>	<b>6.8%</b>	<b>↑</b>



### ACTIVITY

**Cumulative percentage of contracted UDA delivered 2017 & 2018**



Month	Adjusted Scheduled Activity (UDA)	
	2017	2018
April	1,113	142
May	3,602	2,630
June	5,493	4,409
July	9,088	7,760
August	11,378	9,990
September	13,346	12,987
October	16,025	15,974
November	18,681	18,932
December	21,128	21,964
January	23,147	
February	26,237	
March	29,298	
April	30,817	
May	30,858	
June	30,877	

### QUALITY

	Quantity	Base Number	Contract	LHB	Wales
% of FP17s for the same patient ID Re-attending within 3 months - Children	143	2,304	6.2%	8.0%	11.0%
% of FP17s for the same patient ID Re-attending within 3 months - Adults	1,004	7,978	12.6%	13.7%	16.1%
% of FP17s for the same patient ID Re-attending between 3 & 9 months - Children	1,073	2,304	46.6%	58.5%	58.9%
% of FP17s for the same patient ID Re-attending between 3 & 9 months - Adults	3,448	7,978	43.2%	53.9%	55.2%
% of FP17s for Band 1 Urgent Courses	559	9,667	5.8%	8.3%	9.0%
% of FP17s Relating to Free Repair or Replacements	99	9,667	1.0%	0.8%	0.7%
% of FP17s Relating to Continuations	97	9,667	1.0%	0.9%	0.8%
% of Patients satisfied with the dentistry they have received	32	36	88.9%	91.9%	91.9%
% of Patients satisfied with the time they had to wait for an appointment	32	36	88.9%	87.7%	87.9%

\* This is based on patients treated on this contract for their most recent course of treatment. Figures in italics indicate the base number of FP17s or Patient Questionnaire responses are less than 100. N/A is shown where the base number of responses is less than 10 during the period. % is calculated as Quantity/Base number\*100

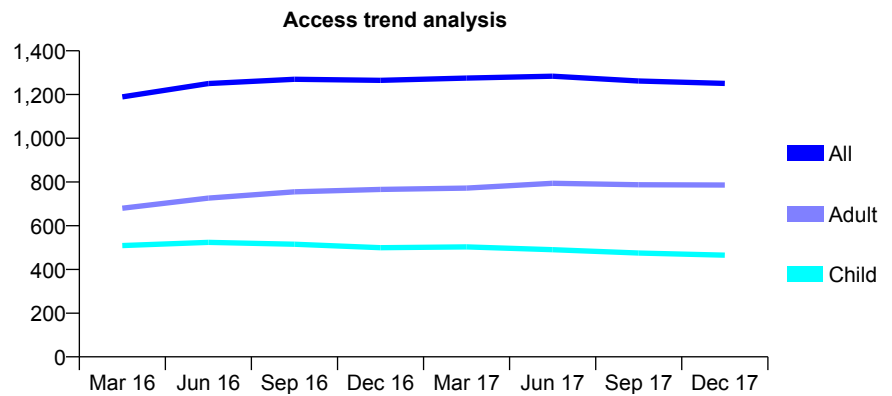
## 7A1 - Vital Signs At a Glance Contract Report for 154423/0001 - December 2017

Name or company name	Rhos Road Dental Practice Partnership
Contract type name	GDS Contract
Purpose of contract	General
Contract start date	01/12/2012
Contract end date	

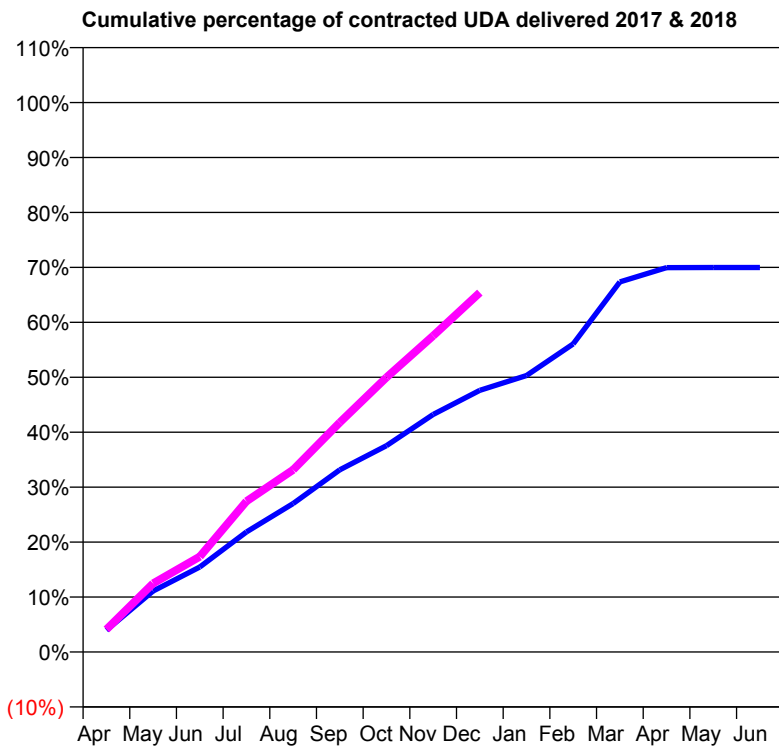
17/18 Contracted general activity (UDA)	3,836
Carry forward general activity (UDA)	0
17/18 Contracted orthodontic activity (UOA)	0
Carry forward orthodontic activity (UOA)	0
Baseline contract value	£97,481.61

### ACCESS\*

Patients seen in 24 months	Total	Change since previous quarter
Quarter ending December 2016	1,265	
Quarter ending March 2017	1,275	→
Quarter ending June 2017	1,284	→
Quarter ending September 2017	1,262	↓
Quarter ending December 2017	1,251	→
<b>Variance since December 2016</b>	<b>(1.1%)</b>	<b>↓</b>



### ACTIVITY



Month	Adjusted Scheduled Activity (UDA)	
	2017	2018
April	217	157
May	606	479
June	845	666
July	1,195	1,052
August	1,477	1,272
September	1,812	1,602
October	2,051	1,918
November	2,362	2,207
December	2,602	2,509
January	2,749	
February	3,063	
March	3,680	
April	3,822	
May	3,824	
June	3,824	

### QUALITY

	Quantity	Base Number	Contract	LHB	Wales
% of FP17s for the same patient ID Re-attending within 3 months - Children	35	484	7.2%	8.0%	11.0%
% of FP17s for the same patient ID Re-attending within 3 months - Adults	172	960	17.9%	13.7%	16.1%
% of FP17s for the same patient ID Re-attending between 3 & 9 months - Children	264	484	54.5%	58.5%	58.9%
% of FP17s for the same patient ID Re-attending between 3 & 9 months - Adults	528	960	55.0%	53.9%	55.2%
% of FP17s for Band 1 Urgent Courses	70	1,365	5.1%	8.3%	9.0%
% of FP17s Relating to Free Repair or Replacements	4	1,365	0.3%	0.8%	0.7%
% of FP17s Relating to Continuations	37	1,365	2.7%	0.9%	0.8%
% of Patients satisfied with the dentistry they have received	0	0	N/A	91.9%	91.9%
% of Patients satisfied with the time they had to wait for an appointment	0	0	N/A	87.7%	87.9%

\* This is based on patients treated on this contract for their most recent course of treatment. Figures in italics indicate the base number of FP17s or Patient Questionnaire responses are less than 100. N/A is shown where the base number of responses is less than 10 during the period. % is calculated as Quantity/Base number\*100

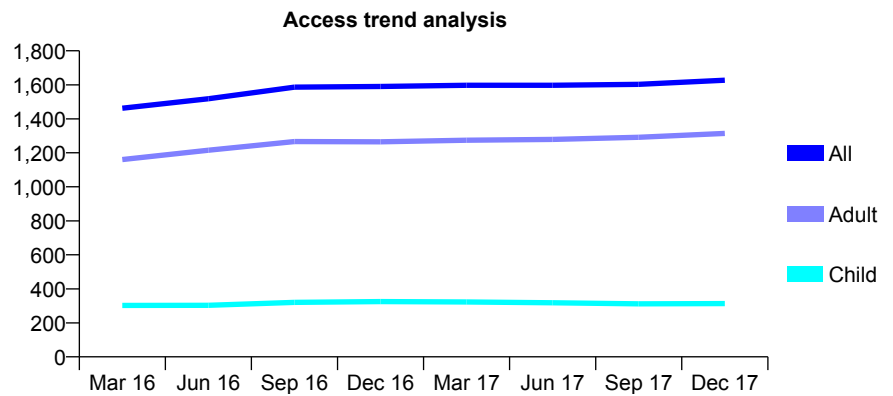
## 7A1 - Vital Signs At a Glance Contract Report for 154733/0001 - December 2017

Name or company name	ALS (Dental Surgeon) Ltd
Contract type name	GDS Contract
Purpose of contract	General
Contract start date	01/01/2015
Contract end date	

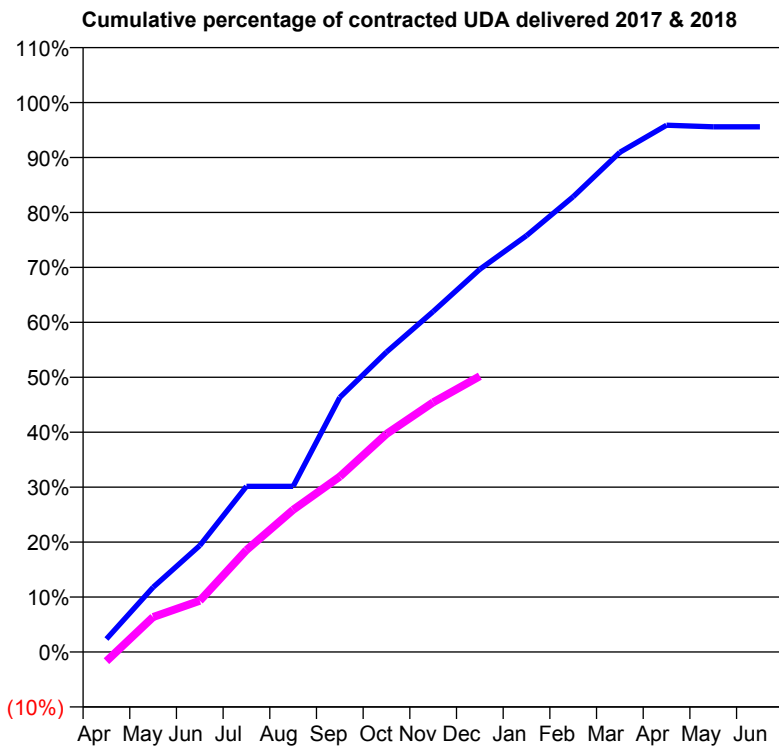
17/18 Contracted general activity (UDA)	5,817
Carry forward general activity (UDA)	258
17/18 Contracted orthodontic activity (UOA)	0
Carry forward orthodontic activity (UOA)	0
Baseline contract value	£144,170.75

### ACCESS\*

Patients seen in 24 months	Total	Change since previous quarter
Quarter ending December 2016	1,590	
Quarter ending March 2017	1,597	→
Quarter ending June 2017	1,597	→
Quarter ending September 2017	1,603	→
Quarter ending December 2017	1,627	→
<b>Variance since December 2016</b>	<b>2.3%</b>	<b>↑</b>



### ACTIVITY



Month	Adjusted Scheduled Activity (UDA)	
	2017	2018
April	138	-98
May	685	370
June	1,127	542
July	1,754	1,079
August	1,754	1,505
September	2,696	1,858
October	3,175	2,308
November	3,604	2,643
December	4,053	2,920
January	4,408	
February	4,820	
March	5,290	
April	5,576	
May	5,560	
June	5,559	

### QUALITY

	Quantity	Base Number	Contract	LHB	Wales
% of FP17s for the same patient ID Re-attending within 3 months - Children	17	358	4.7%	8.0%	11.0%
% of FP17s for the same patient ID Re-attending within 3 months - Adults	219	1,410	15.5%	13.7%	16.1%
% of FP17s for the same patient ID Re-attending between 3 & 9 months - Children	228	358	63.7%	58.5%	58.9%
% of FP17s for the same patient ID Re-attending between 3 & 9 months - Adults	607	1,410	43.0%	53.9%	55.2%
% of FP17s for Band 1 Urgent Courses	175	1,662	10.5%	8.3%	9.0%
% of FP17s Relating to Free Repair or Replacements	9	1,662	0.5%	0.8%	0.7%
% of FP17s Relating to Continuations	0	1,662	0.0%	0.9%	0.8%
% of Patients satisfied with the dentistry they have received	4	4	N/A	91.9%	91.9%
% of Patients satisfied with the time they had to wait for an appointment	4	4	N/A	87.7%	87.9%

\* This is based on patients treated on this contract for their most recent course of treatment. Figures in italics indicate the base number of FP17s or Patient Questionnaire responses are less than 100. N/A is shown where the base number of responses is less than 10 during the period. % is calculated as Quantity/Base number\*100

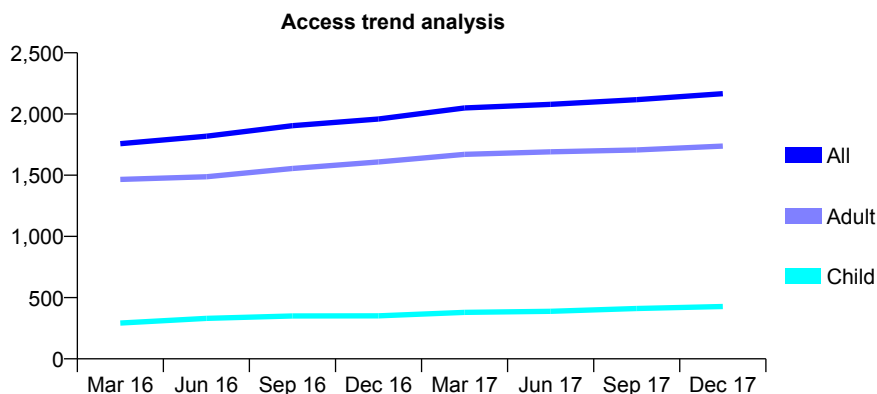
## 7A1 - Vital Signs At a Glance Contract Report for 155373/0001 - December 2017

Name or company name	SC & C Edwards
Contract type name	GDS Contract
Purpose of contract	General
Contract start date	01/08/2013
Contract end date	

17/18 Contracted general activity (UDA)	7,849
Carry forward general activity (UDA)	0
17/18 Contracted orthodontic activity (UOA)	0
Carry forward orthodontic activity (UOA)	0
Baseline contract value	£127,992.75

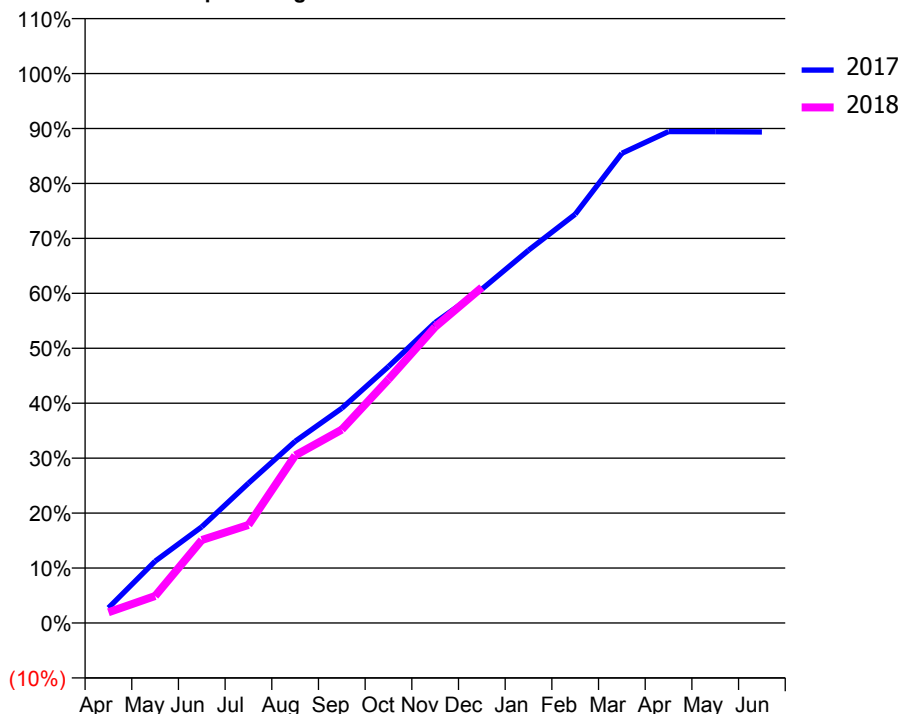
### ACCESS\*

Patients seen in 24 months	Total	Change since previous quarter
Quarter ending December 2016	1,959	
Quarter ending March 2017	2,050	↑
Quarter ending June 2017	2,079	→
Quarter ending September 2017	2,117	→
Quarter ending December 2017	2,166	↑
<b>Variance since December 2016</b>	<b>10.6%</b>	<b>↑</b>



### ACTIVITY

Cumulative percentage of contracted UDA delivered 2017 & 2018



Adjusted Scheduled Activity (UDA)

Month	2017	2018
April	212	154
May	870	386
June	1,354	1,185
July	1,968	1,401
August	2,558	2,394
September	3,023	2,763
October	3,611	3,481
November	4,231	4,229
December	4,701	4,794
January	5,249	
February	5,756	
March	6,614	
April	6,919	
May	6,918	
June	6,915	

### QUALITY

	Quantity	Base Number	Contract	LHB	Wales
% of FP17s for the same patient ID Re-attending within 3 months - Children	26	490	5.3%	8.0%	11.0%
% of FP17s for the same patient ID Re-attending within 3 months - Adults	304	2,213	13.7%	13.7%	16.1%
% of FP17s for the same patient ID Re-attending between 3 & 9 months - Children	299	490	61.0%	58.5%	58.9%
% of FP17s for the same patient ID Re-attending between 3 & 9 months - Adults	1,485	2,213	67.1%	53.9%	55.2%
% of FP17s for Band 1 Urgent Courses	128	2,542	5.0%	8.3%	9.0%
% of FP17s Relating to Free Repair or Replacements	35	2,542	1.4%	0.8%	0.7%
% of FP17s Relating to Continuations	10	2,542	0.4%	0.9%	0.8%
% of Patients satisfied with the dentistry they have received	13	13	100.0%	91.9%	91.9%
% of Patients satisfied with the time they had to wait for an appointment	12	13	92.3%	87.7%	87.9%

\* This is based on patients treated on this contract for their most recent course of treatment. Figures in italics indicate the base number of FP17s or Patient Questionnaire responses are less than 100. N/A is shown where the base number of responses is less than 10 during the period. % is calculated as Quantity/Base number\*100

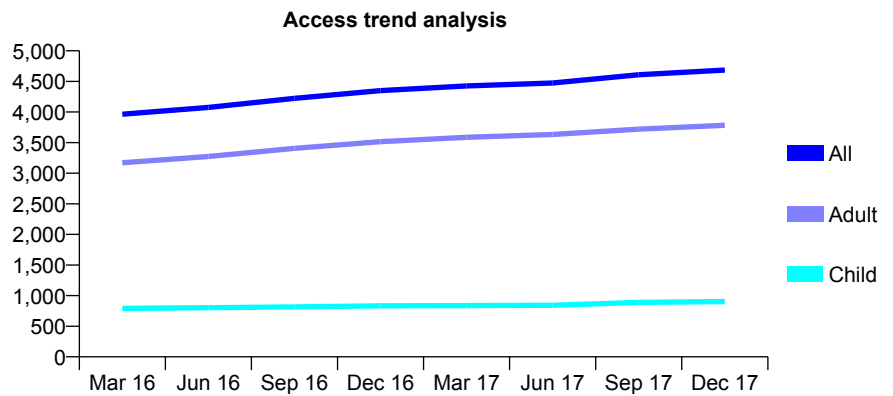
## 7A1 - Vital Signs At a Glance Contract Report for 155640/0001 - December 2017

Name or company name	PR Griffiths
Contract type name	GDS Contract
Purpose of contract	General
Contract start date	31/10/2014
Contract end date	

17/18 Contracted general activity (UDA)	14,028
Carry forward general activity (UDA)	69
17/18 Contracted orthodontic activity (UOA)	0
Carry forward orthodontic activity (UOA)	0
Baseline contract value	£418,094.33

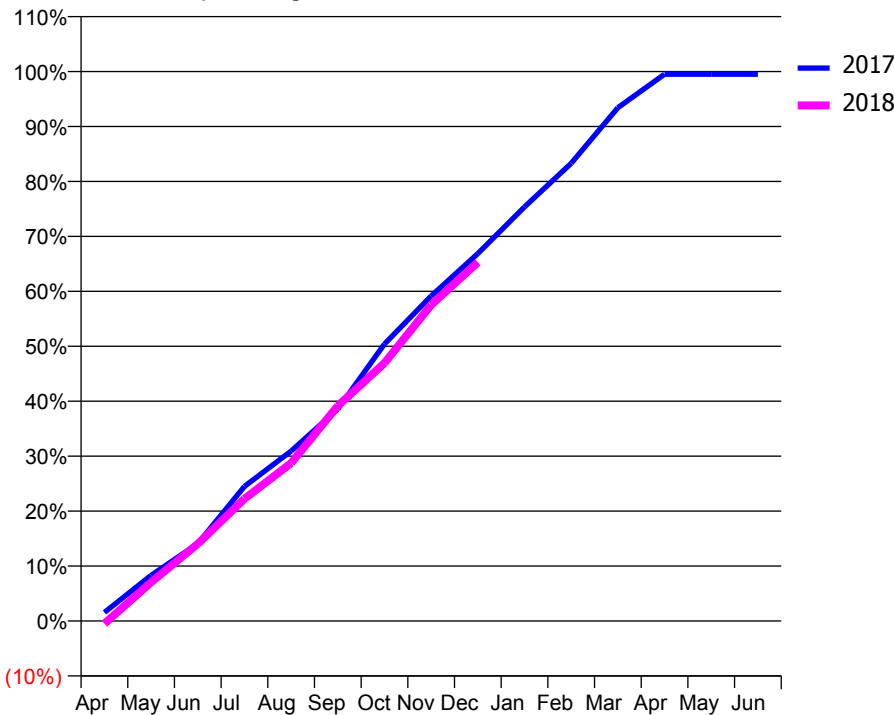
### ACCESS\*

Patients seen in 24 months	Total	Change since previous quarter
Quarter ending December 2016	4,349	
Quarter ending March 2017	4,425	→
Quarter ending June 2017	4,474	→
Quarter ending September 2017	4,610	↑
Quarter ending December 2017	4,686	→
<b>Variance since December 2016</b>	<b>7.7%</b>	<b>↑</b>



### ACTIVITY

Cumulative percentage of contracted UDA delivered 2017 & 2018



Month	Adjusted Scheduled Activity (UDA)	
	2017	2018
April	218	-69
May	1,166	988
June	1,975	1,969
July	3,437	3,119
August	4,338	4,032
September	5,411	5,491
October	7,071	6,585
November	8,297	8,068
December	9,380	9,160
January	10,570	
February	11,684	
March	13,104	
April	13,959	
May	13,959	
June	13,959	

### QUALITY

	Quantity	Base Number	Contract	LHB	Wales
% of FP17s for the same patient ID Re-attending within 3 months - Children	57	1,154	4.9%	8.0%	11.0%
% of FP17s for the same patient ID Re-attending within 3 months - Adults	478	4,387	10.9%	13.7%	16.1%
% of FP17s for the same patient ID Re-attending between 3 & 9 months - Children	762	1,154	66.0%	58.5%	58.9%
% of FP17s for the same patient ID Re-attending between 3 & 9 months - Adults	2,469	4,387	56.3%	53.9%	55.2%
% of FP17s for Band 1 Urgent Courses	493	5,174	9.5%	8.3%	9.0%
% of FP17s Relating to Free Repair or Replacements	53	5,174	1.0%	0.8%	0.7%
% of FP17s Relating to Continuations	12	5,174	0.2%	0.9%	0.8%
% of Patients satisfied with the dentistry they have received	18	18	100.0%	91.9%	91.9%
% of Patients satisfied with the time they had to wait for an appointment	17	18	94.4%	87.7%	87.9%

\* This is based on patients treated on this contract for their most recent course of treatment. Figures in italics indicate the base number of FP17s or Patient Questionnaire responses are less than 100. N/A is shown where the base number of responses is less than 10 during the period. % is calculated as Quantity/Base number\*100



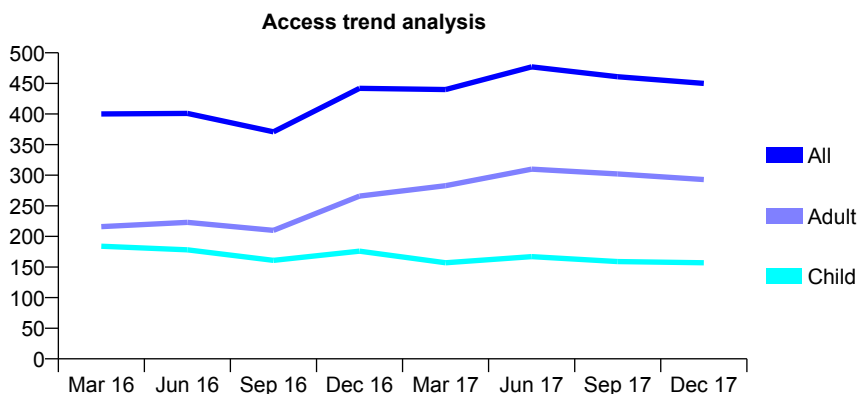
## 7A1 - Vital Signs At a Glance Contract Report for 158194/0028 - December 2017

Name or company name	Denticare Ltd
Contract type name	GDS Contract
Purpose of contract	General
Contract start date	01/03/2011
Contract end date	

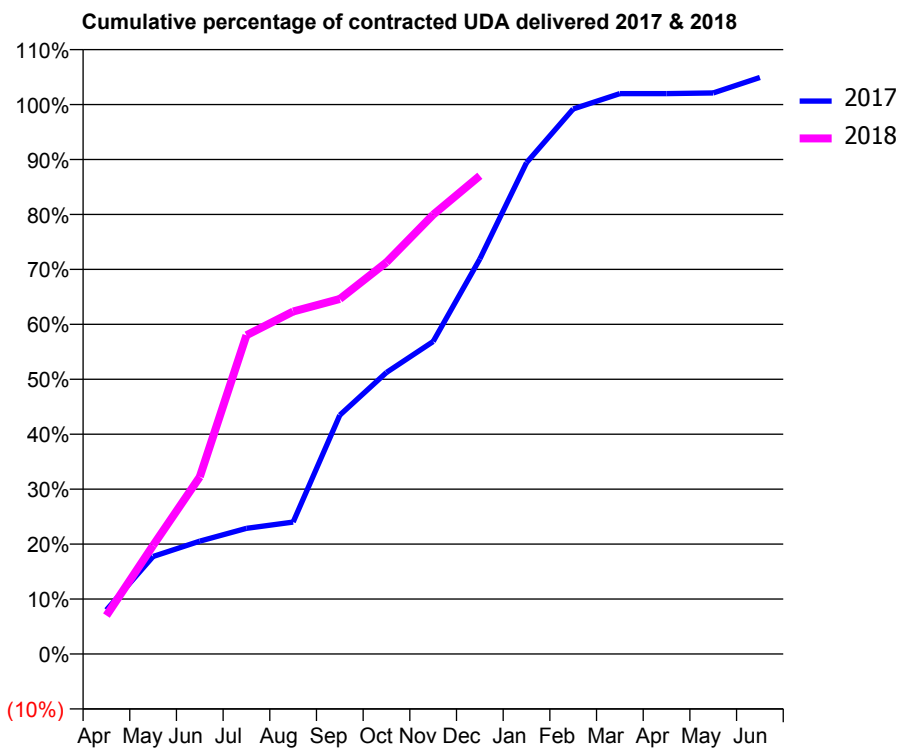
17/18 Contracted general activity (UDA)	1,200
Carry forward general activity (UDA)	-44
17/18 Contracted orthodontic activity (UOA)	0
Carry forward orthodontic activity (UOA)	0
Baseline contract value	£30,312.61

### ACCESS\*

Patients seen in 24 months	Total	Change since previous quarter
Quarter ending December 2016	442	
Quarter ending March 2017	440	→
Quarter ending June 2017	477	↑
Quarter ending September 2017	461	↓
Quarter ending December 2017	450	↓
<b>Variance since December 2016</b>	<b>1.8%</b>	<b>→</b>



### ACTIVITY



Month	Adjusted Scheduled Activity (UDA)	
	2017	2018
April	72	84
May	160	237
June	185	387
July	206	696
August	216	748
September	391	775
October	461	855
November	512	959
December	647	1,044
January	805	
February	893	
March	918	
April	918	
May	919	
June	944	

### QUALITY

	Quantity	Base Number	Contract	LHB	Wales
% of FP17s for the same patient ID Re-attending within 3 months - Children	20	202	9.9%	8.0%	11.0%
% of FP17s for the same patient ID Re-attending within 3 months - Adults	29	331	8.8%	13.7%	16.1%
% of FP17s for the same patient ID Re-attending between 3 & 9 months - Children	127	202	62.9%	58.5%	58.9%
% of FP17s for the same patient ID Re-attending between 3 & 9 months - Adults	206	331	62.2%	53.9%	55.2%
% of FP17s for Band 1 Urgent Courses	22	517	4.3%	8.3%	9.0%
% of FP17s Relating to Free Repair or Replacements	6	517	1.2%	0.8%	0.7%
% of FP17s Relating to Continuations	12	517	2.3%	0.9%	0.8%
% of Patients satisfied with the dentistry they have received	1	1	N/A	91.9%	91.9%
% of Patients satisfied with the time they had to wait for an appointment	1	1	N/A	87.7%	87.9%

\* This is based on patients treated on this contract for their most recent course of treatment. Figures in italics indicate the base number of FP17s or Patient Questionnaire responses are less than 100. N/A is shown where the base number of responses is less than 10 during the period. % is calculated as Quantity/Base number\*100

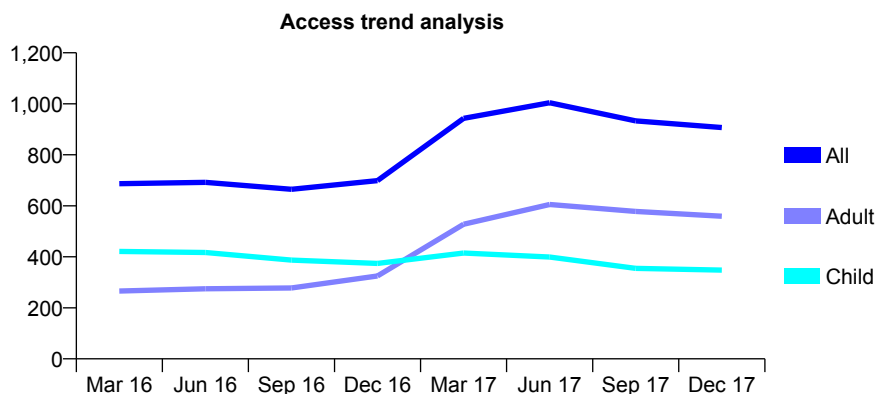
## 7A1 - Vital Signs At a Glance Contract Report for 160679/0001 - December 2017

Name or company name	T Ferguson
Contract type name	GDS Contract
Purpose of contract	General
Contract start date	01/06/2015
Contract end date	

17/18 Contracted general activity (UDA)	2,798
Carry forward general activity (UDA)	0
17/18 Contracted orthodontic activity (UOA)	0
Carry forward orthodontic activity (UOA)	0
Baseline contract value	£66,144.00

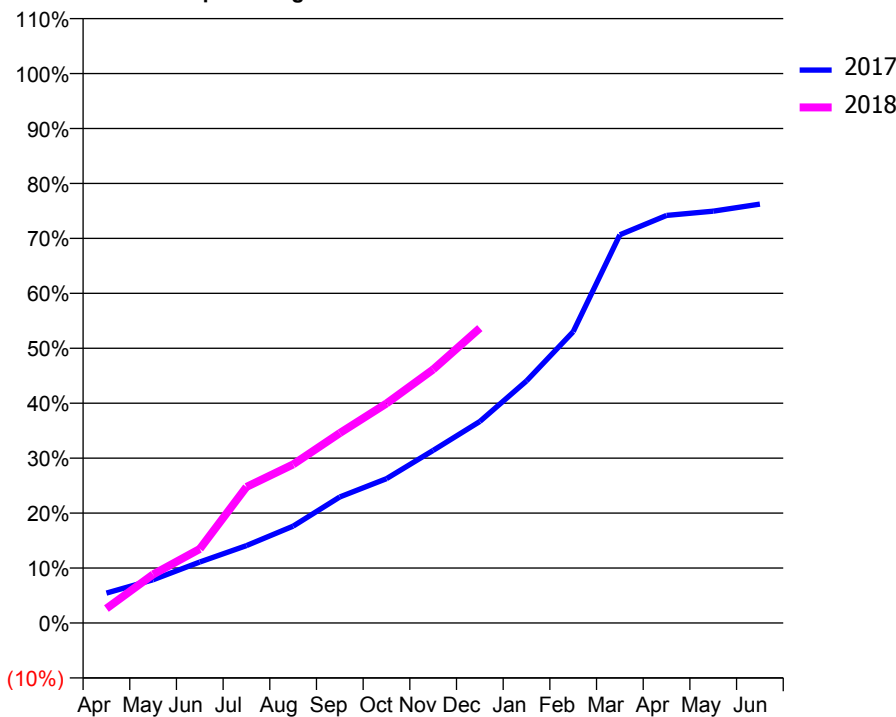
### ACCESS\*

Patients seen in 24 months	Total	Change since previous quarter
Quarter ending December 2016	699	
Quarter ending March 2017	943	↑
Quarter ending June 2017	1,004	↑
Quarter ending September 2017	933	↓
Quarter ending December 2017	907	↓
<b>Variance since December 2016</b>	<b>29.8%</b>	<b>↑</b>



### ACTIVITY

Cumulative percentage of contracted UDA delivered 2017 & 2018



Month	Adjusted Scheduled Activity (UDA)	
	2017	2018
April	152	74
May	220	248
June	311	377
July	394	693
August	493	807
September	642	967
October	735	1,118
November	879	1,291
December	1,027	1,502
January	1,233	
February	1,483	
March	1,977	
April	2,075	
May	2,097	
June	2,133	

### QUALITY

	Quantity	Base Number	Contract	LHB	Wales
% of FP17s for the same patient ID Re-attending within 3 months - Children	17	369	4.6%	8.0%	11.0%
% of FP17s for the same patient ID Re-attending within 3 months - Adults	60	495	12.1%	13.7%	16.1%
% of FP17s for the same patient ID Re-attending between 3 & 9 months - Children	243	369	65.9%	58.5%	58.9%
% of FP17s for the same patient ID Re-attending between 3 & 9 months - Adults	261	495	52.7%	53.9%	55.2%
% of FP17s for Band 1 Urgent Courses	23	780	2.9%	8.3%	9.0%
% of FP17s Relating to Free Repair or Replacements	2	780	0.3%	0.8%	0.7%
% of FP17s Relating to Continuations	2	780	0.3%	0.9%	0.8%
% of Patients satisfied with the dentistry they have received	3	3	N/A	91.9%	91.9%
% of Patients satisfied with the time they had to wait for an appointment	2	3	N/A	87.7%	87.9%

\* This is based on patients treated on this contract for their most recent course of treatment. Figures in italics indicate the base number of FP17s or Patient Questionnaire responses are less than 100. N/A is shown where the base number of responses is less than 10 during the period. % is calculated as Quantity/Base number\*100

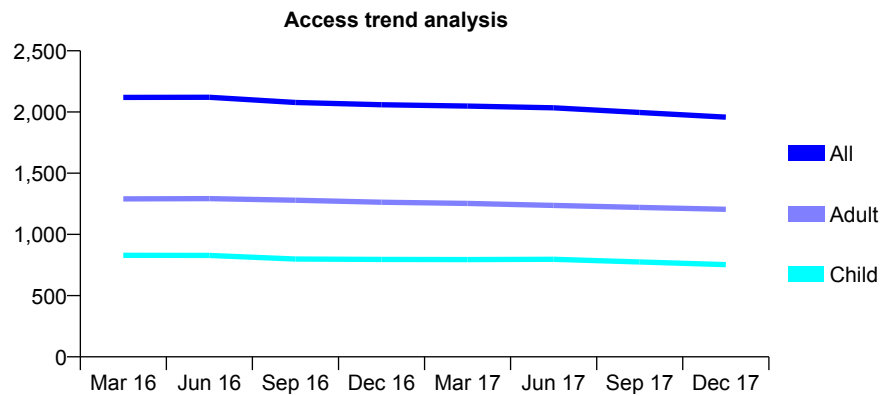
## 7A1 - Vital Signs At a Glance Contract Report for 162302/0001 - December 2017

Name or company name	Connahs Quay Dental Practice Ltd
Contract type name	GDS Contract
Purpose of contract	General
Contract start date	01/01/2010
Contract end date	

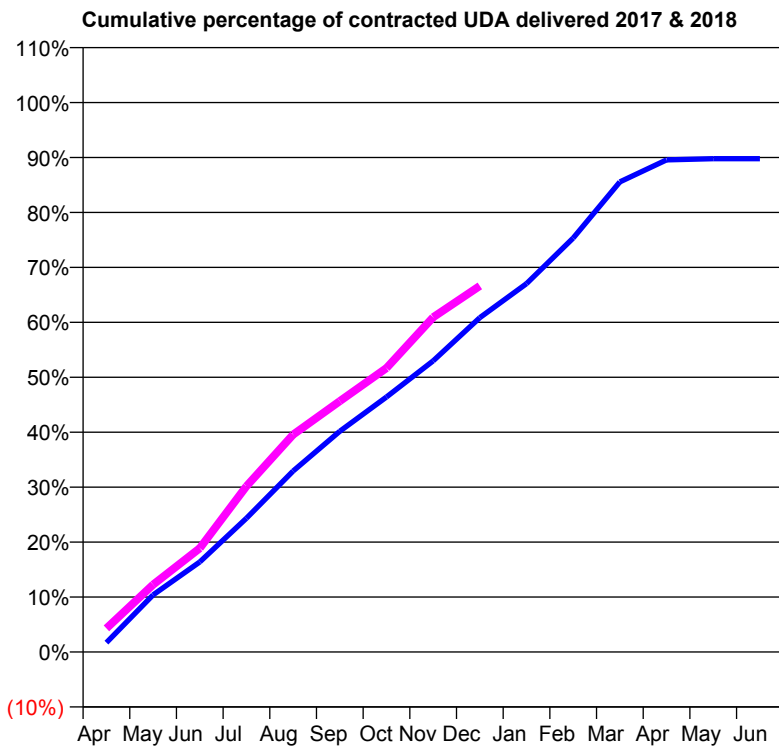
17/18 Contracted general activity (UDA)	6,036
Carry forward general activity (UDA)	0
17/18 Contracted orthodontic activity (UOA)	0
Carry forward orthodontic activity (UOA)	0
Baseline contract value	£107,718.80

### ACCESS\*

Patients seen in 24 months	Total	Change since previous quarter
Quarter ending December 2016	2,059	
Quarter ending March 2017	2,048	→
Quarter ending June 2017	2,034	→
Quarter ending September 2017	1,996	↓
Quarter ending December 2017	1,958	↓
<b>Variance since December 2016</b>	<b>(4.9%)</b>	<b>↓</b>



### ACTIVITY



Month	Adjusted Scheduled Activity (UDA)	
	2017	2018
April	113	260
May	682	740
June	1,076	1,140
July	1,598	1,822
August	2,160	2,388
September	2,636	2,756
October	3,045	3,120
November	3,475	3,677
December	3,992	4,022
January	4,397	
February	4,942	
March	5,612	
April	5,875	
May	5,889	
June	5,890	

### QUALITY

	Quantity	Base Number	Contract	LHB	Wales
% of FP17s for the same patient ID Re-attending within 3 months - Children	68	936	7.3%	8.0%	11.0%
% of FP17s for the same patient ID Re-attending within 3 months - Adults	302	1,432	21.1%	13.7%	16.1%
% of FP17s for the same patient ID Re-attending between 3 & 9 months - Children	637	936	68.1%	58.5%	58.9%
% of FP17s for the same patient ID Re-attending between 3 & 9 months - Adults	908	1,432	63.4%	53.9%	55.2%
% of FP17s for Band 1 Urgent Courses	78	2,231	3.5%	8.3%	9.0%
% of FP17s Relating to Free Repair or Replacements	30	2,231	1.3%	0.8%	0.7%
% of FP17s Relating to Continuations	46	2,231	2.1%	0.9%	0.8%
% of Patients satisfied with the dentistry they have received	7	8	N/A	91.9%	91.9%
% of Patients satisfied with the time they had to wait for an appointment	8	8	N/A	87.7%	87.9%

\* This is based on patients treated on this contract for their most recent course of treatment. Figures in italics indicate the base number of FP17s or Patient Questionnaire responses are less than 100. N/A is shown where the base number of responses is less than 10 during the period. % is calculated as Quantity/Base number\*100

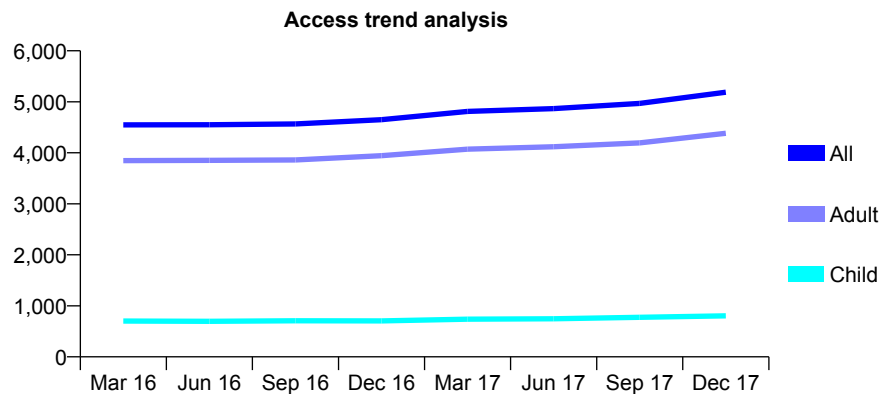
## 7A1 - Vital Signs At a Glance Contract Report for 164542/0001 - December 2017

Name or company name	Coppersun Dental Care Ltd
Contract type name	GDS Contract
Purpose of contract	General
Contract start date	01/11/2009
Contract end date	

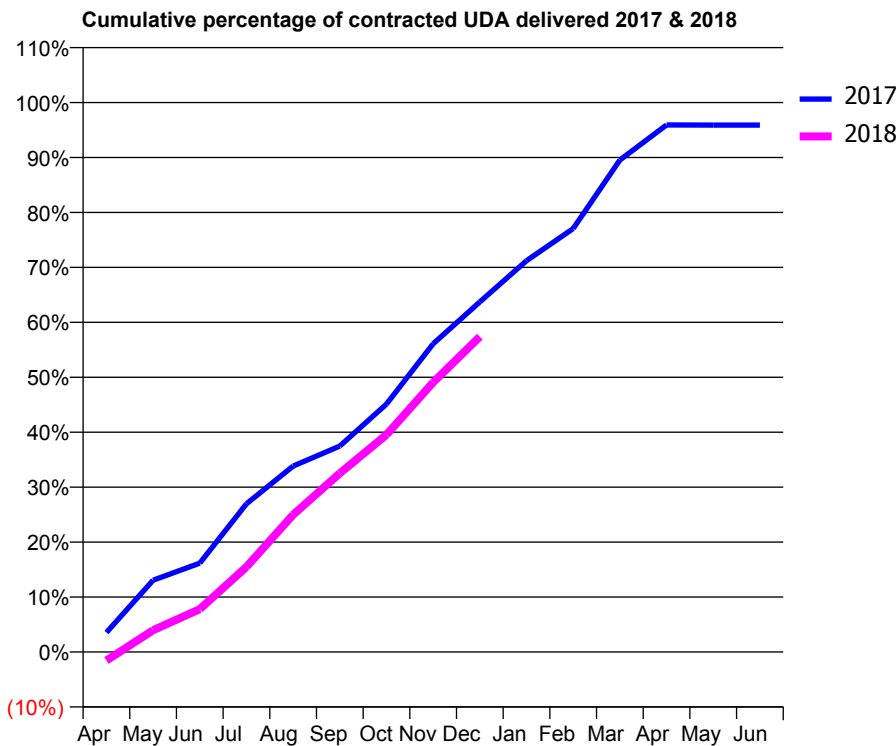
17/18 Contracted general activity (UDA)	17,795
Carry forward general activity (UDA)	672
17/18 Contracted orthodontic activity (UOA)	0
Carry forward orthodontic activity (UOA)	0
Baseline contract value	£374,949.47

### ACCESS\*

Patients seen in 24 months	Total	Change since previous quarter
Quarter ending December 2016	4,649	
Quarter ending March 2017	4,811	↑
Quarter ending June 2017	4,867	→
Quarter ending September 2017	4,969	↑
Quarter ending December 2017	5,189	↑
<b>Variance since December 2016</b>	<b>11.6%</b>	<b>↑</b>



### ACTIVITY



Month	Adjusted Scheduled Activity (UDA)	
	2017	2018
April	581	-277
May	2,140	708
June	2,651	1,387
July	4,421	2,759
August	5,544	4,445
September	6,144	5,788
October	7,394	7,038
November	9,192	8,734
December	10,442	10,209
January	11,672	
February	12,629	
March	14,673	
April	15,719	
May	15,717	
June	15,717	

### QUALITY

	Quantity	Base Number	Contract	LHB	Wales
% of FP17s for the same patient ID Re-attending within 3 months - Children	103	996	10.3%	8.0%	11.0%
% of FP17s for the same patient ID Re-attending within 3 months - Adults	931	5,014	18.6%	13.7%	16.1%
% of FP17s for the same patient ID Re-attending between 3 & 9 months - Children	591	996	59.3%	58.5%	58.9%
% of FP17s for the same patient ID Re-attending between 3 & 9 months - Adults	2,338	5,014	46.6%	53.9%	55.2%
% of FP17s for Band 1 Urgent Courses	426	5,547	7.7%	8.3%	9.0%
% of FP17s Relating to Free Repair or Replacements	61	5,547	1.1%	0.8%	0.7%
% of FP17s Relating to Continuations	36	5,547	0.6%	0.9%	0.8%
% of Patients satisfied with the dentistry they have received	43	44	97.7%	91.9%	91.9%
% of Patients satisfied with the time they had to wait for an appointment	43	44	97.7%	87.7%	87.9%

\* This is based on patients treated on this contract for their most recent course of treatment. Figures in italics indicate the base number of FP17s or Patient Questionnaire responses are less than 100. N/A is shown where the base number of responses is less than 10 during the period. % is calculated as Quantity/Base number\*100

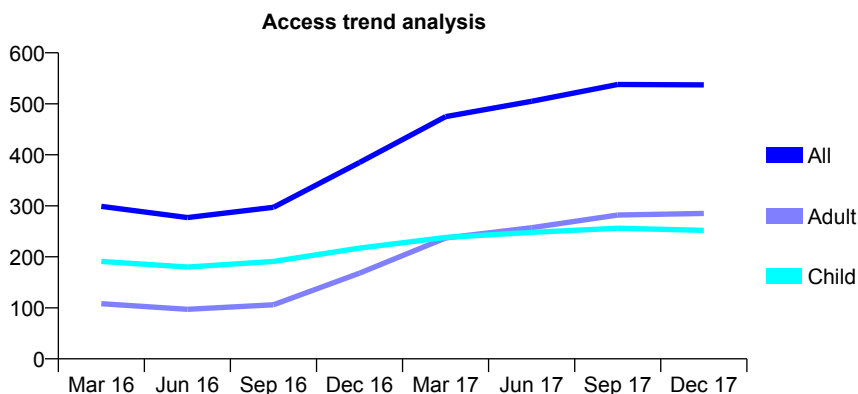
## 7A1 - Vital Signs At a Glance Contract Report for 164577/0001 - December 2017

Name or company name	Entwistle, Williams & Jenkins GDS Contract
Contract type name	GDS Contract
Purpose of contract	General
Contract start date	31/08/2013
Contract end date	

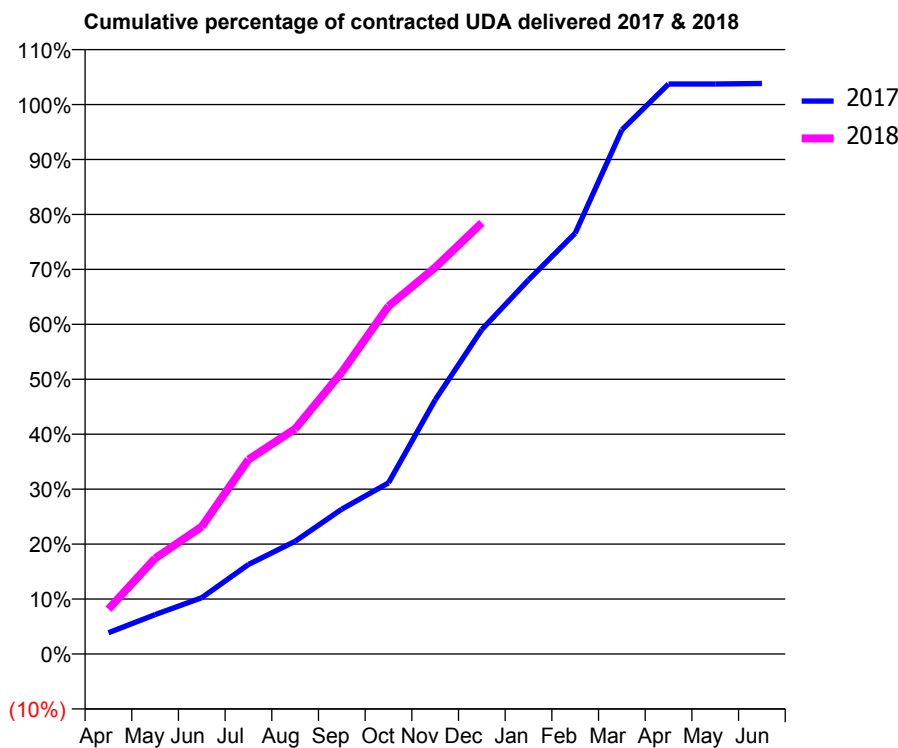
17/18 Contracted general activity (UDA)	1,350
Carry forward general activity (UDA)	-43
17/18 Contracted orthodontic activity (UOA)	0
Carry forward orthodontic activity (UOA)	0
Baseline contract value	£31,819.75

### ACCESS\*

Patients seen in 24 months	Total	Change since previous quarter
Quarter ending December 2016	385	
Quarter ending March 2017	475	↑
Quarter ending June 2017	505	↑
Quarter ending September 2017	538	↑
Quarter ending December 2017	537	→
<b>Variance since December 2016</b>	<b>39.5%</b>	<b>↑</b>



### ACTIVITY



Month	Adjusted Scheduled Activity (UDA)	
	2017	2018
April	44	110
May	81	235
June	117	313
July	185	478
August	233	553
September	299	692
October	354	854
November	525	949
December	671	1,059
January	773	
February	870	
March	1,083	
April	1,178	
May	1,178	
June	1,179	

### QUALITY

	Quantity	Base Number	Contract	LHB	Wales
% of FP17s for the same patient ID Re-attending within 3 months - Children	23	282	8.2%	8.0%	11.0%
% of FP17s for the same patient ID Re-attending within 3 months - Adults	44	292	15.1%	13.7%	16.1%
% of FP17s for the same patient ID Re-attending between 3 & 9 months - Children	166	282	58.9%	58.5%	58.9%
% of FP17s for the same patient ID Re-attending between 3 & 9 months - Adults	123	292	42.1%	53.9%	55.2%
% of FP17s for Band 1 Urgent Courses	46	547	8.4%	8.3%	9.0%
% of FP17s Relating to Free Repair or Replacements	0	547	0.0%	0.8%	0.7%
% of FP17s Relating to Continuations	5	547	0.9%	0.9%	0.8%
% of Patients satisfied with the dentistry they have received	0	0	N/A	91.9%	91.9%
% of Patients satisfied with the time they had to wait for an appointment	0	0	N/A	87.7%	87.9%

\* This is based on patients treated on this contract for their most recent course of treatment. Figures in italics indicate the base number of FP17s or Patient Questionnaire responses are less than 100. N/A is shown where the base number of responses is less than 10 during the period. % is calculated as Quantity/Base number\*100

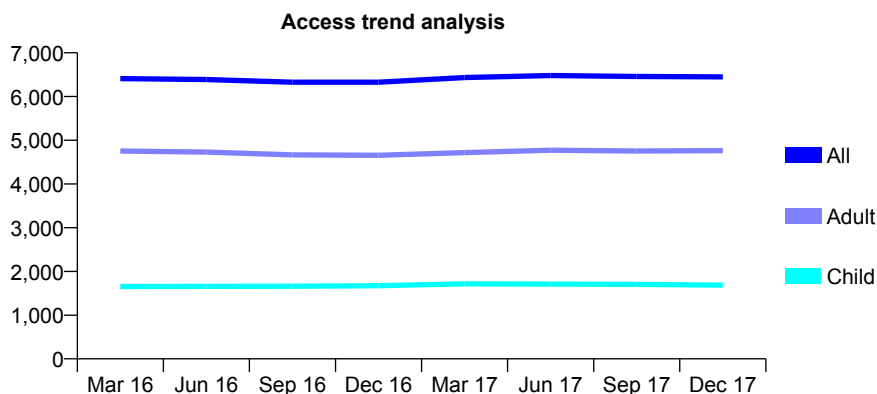
## 7A1 - Vital Signs At a Glance Contract Report for 167096/0002 - December 2017

Name or company name	Longford Road Dental Practice Ltd
Contract type name	GDS Contract
Purpose of contract	General
Contract start date	01/11/2013
Contract end date	

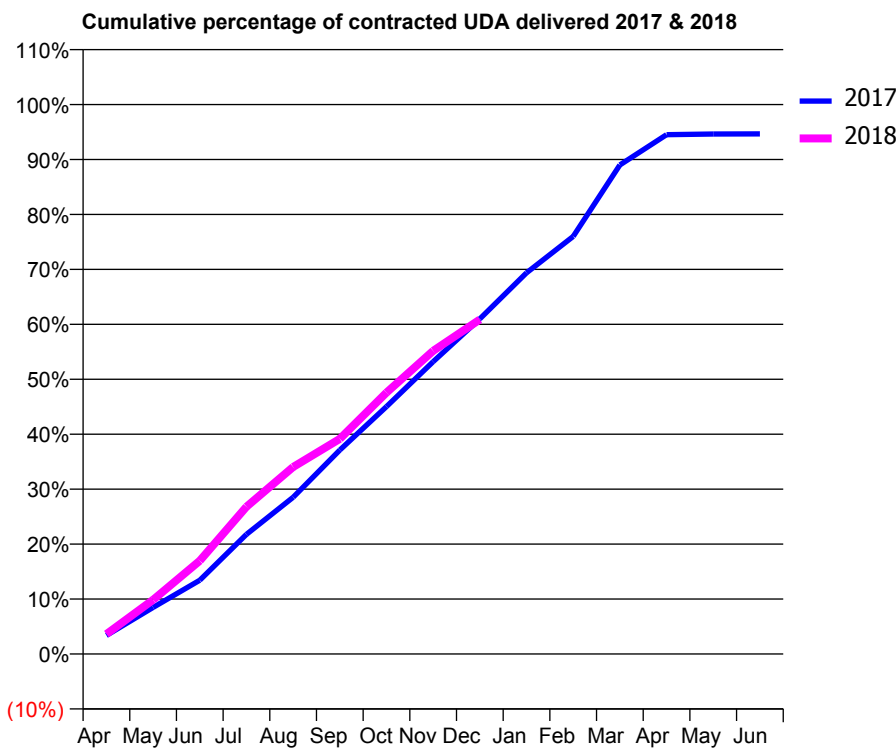
17/18 Contracted general activity (UDA)	23,915
Carry forward general activity (UDA)	0
17/18 Contracted orthodontic activity (UOA)	0
Carry forward orthodontic activity (UOA)	0
Baseline contract value	£513,316.04

### ACCESS\*

Patients seen in 24 months	Total	Change since previous quarter
Quarter ending December 2016	6,328	
Quarter ending March 2017	6,433	→
Quarter ending June 2017	6,480	→
Quarter ending September 2017	6,459	→
Quarter ending December 2017	6,450	→
<b>Variance since December 2016</b>	<b>1.9%</b>	<b>→</b>



### ACTIVITY



Month	Adjusted Scheduled Activity (UDA)	
	2017	2018
April	755	866
May	1,893	2,360
June	2,994	4,061
July	4,860	6,410
August	6,361	8,137
September	8,279	9,362
October	10,046	11,379
November	11,867	13,197
December	13,608	14,559
January	15,472	
February	16,951	
March	19,851	
April	21,078	
May	21,108	
June	21,112	

### QUALITY

	Quantity	Base Number	Contract	LHB	Wales
% of FP17s for the same patient ID Re-attending within 3 months - Children	140	2,123	6.6%	8.0%	11.0%
% of FP17s for the same patient ID Re-attending within 3 months - Adults	779	5,546	14.0%	13.7%	16.1%
% of FP17s for the same patient ID Re-attending between 3 & 9 months - Children	1,517	2,123	71.5%	58.5%	58.9%
% of FP17s for the same patient ID Re-attending between 3 & 9 months - Adults	3,049	5,546	55.0%	53.9%	55.2%
% of FP17s for Band 1 Urgent Courses	641	7,138	9.0%	8.3%	9.0%
% of FP17s Relating to Free Repair or Replacements	66	7,138	0.9%	0.8%	0.7%
% of FP17s Relating to Continuations	29	7,138	0.4%	0.9%	0.8%
% of Patients satisfied with the dentistry they have received	22	23	95.7%	91.9%	91.9%
% of Patients satisfied with the time they had to wait for an appointment	20	23	87.0%	87.7%	87.9%

\* This is based on patients treated on this contract for their most recent course of treatment. Figures in italics indicate the base number of FP17s or Patient Questionnaire responses are less than 100. N/A is shown where the base number of responses is less than 10 during the period. % is calculated as Quantity/Base number\*100

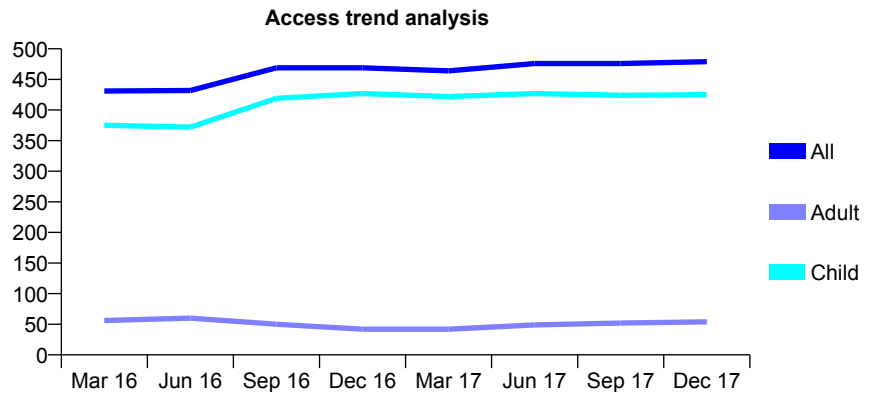
## 7A1 - Vital Signs At a Glance Contract Report for 170003/0001 - December 2017

Name or company name	Meacher & Associates Limited
Contract type name	GDS Contract
Purpose of contract	General
Contract start date	01/06/2010
Contract end date	

17/18 Contracted general activity (UDA)	975
Carry forward general activity (UDA)	15
17/18 Contracted orthodontic activity (UOA)	0
Carry forward orthodontic activity (UOA)	0
Baseline contract value	£23,337.03

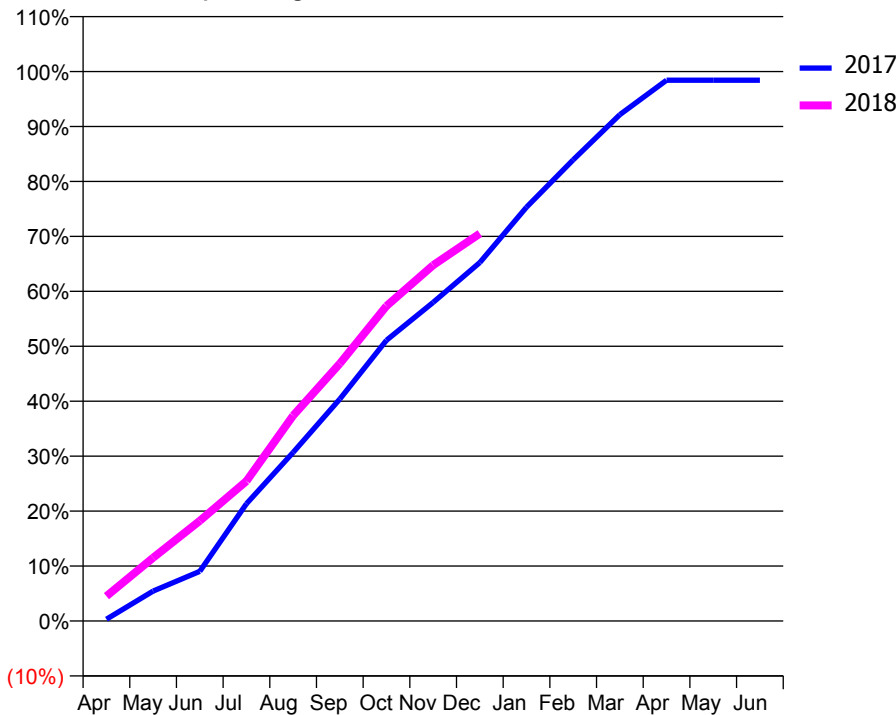
### ACCESS\*

Patients seen in 24 months	Total	Change since previous quarter
Quarter ending December 2016	469	
Quarter ending March 2017	464	↓
Quarter ending June 2017	476	↑
Quarter ending September 2017	476	→
Quarter ending December 2017	479	→
<b>Variance since December 2016</b>	<b>2.1%</b>	<b>↑</b>



### ACTIVITY

Cumulative percentage of contracted UDA delivered 2017 & 2018



Month	Adjusted Scheduled Activity (UDA)	
	2017	2018
April	3	44
May	53	112
June	88	178
July	208	248
August	299	365
September	394	457
October	498	559
November	565	631
December	636	687
January	734	
February	818	
March	899	
April	960	
May	960	
June	960	

### QUALITY

	Quantity	Base Number	Contract	LHB	Wales
% of FP17s for the same patient ID Re-attending within 3 months - Children	24	595	4.0%	8.0%	11.0%
% of FP17s for the same patient ID Re-attending within 3 months - Adults	1	1	100.0%	13.7%	16.1%
% of FP17s for the same patient ID Re-attending between 3 & 9 months - Children	439	595	73.8%	58.5%	58.9%
% of FP17s for the same patient ID Re-attending between 3 & 9 months - Adults	0	1	0.0%	53.9%	55.2%
% of FP17s for Band 1 Urgent Courses	12	550	2.2%	8.3%	9.0%
% of FP17s Relating to Free Repair or Replacements	0	550	0.0%	0.8%	0.7%
% of FP17s Relating to Continuations	0	550	0.0%	0.9%	0.8%
% of Patients satisfied with the dentistry they have received	1	1	N/A	91.9%	91.9%
% of Patients satisfied with the time they had to wait for an appointment	1	1	N/A	87.7%	87.9%

\* This is based on patients treated on this contract for their most recent course of treatment. Figures in italics indicate the base number of FP17s or Patient Questionnaire responses are less than 100. N/A is shown where the base number of responses is less than 10 during the period. % is calculated as Quantity/Base number\*100

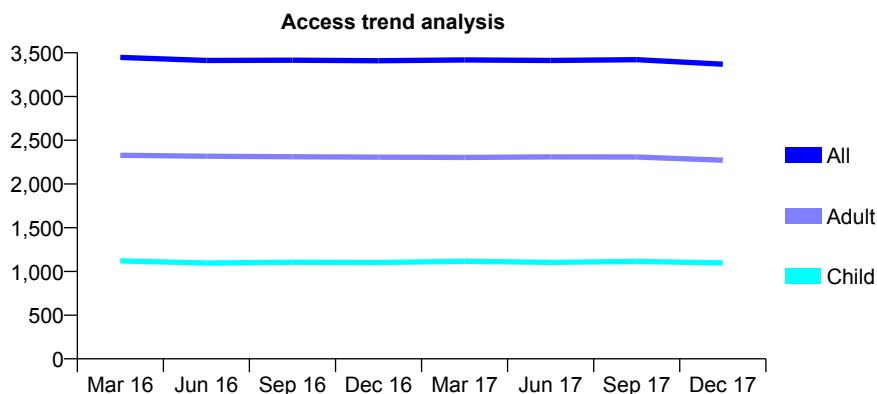
## 7A1 - Vital Signs At a Glance Contract Report for 173185/0001 - December 2017

Name or company name	Deintyddfa Deudraeth Dental Care Ltd.
Contract type name	GDS Contract
Purpose of contract	General and Orthodontic
Contract start date	01/05/2010
Contract end date	

17/18 Contracted general activity (UDA)	8,159
Carry forward general activity (UDA)	0
17/18 Contracted orthodontic activity (UOA)	1,143
Carry forward orthodontic activity (UOA)	-4
Baseline contract value	£302,798.99

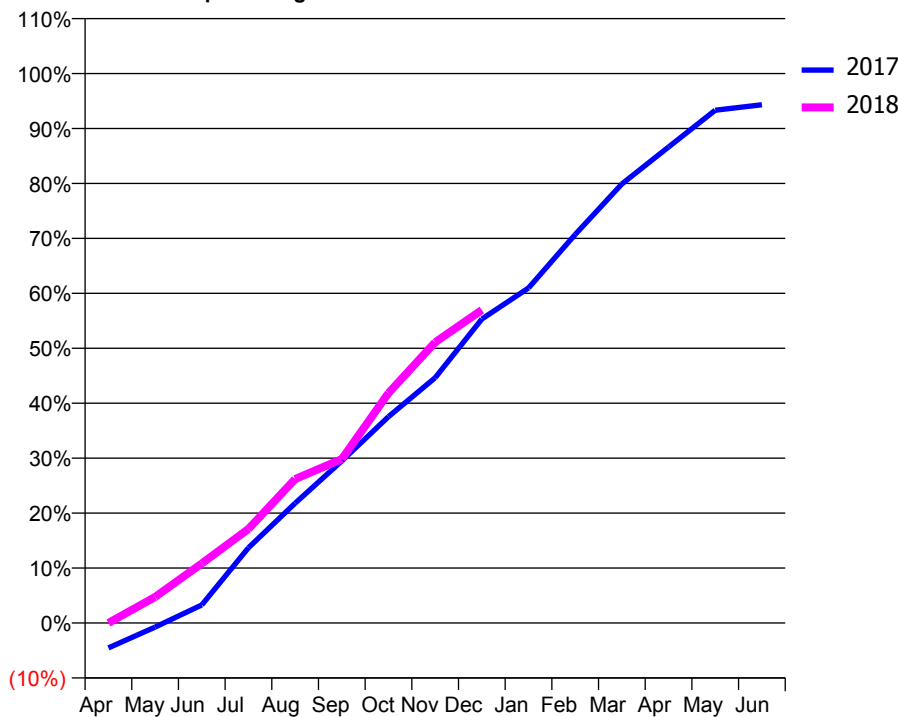
### ACCESS\*

Patients seen in 24 months	Total	Change since previous quarter
Quarter ending December 2016	3,409	
Quarter ending March 2017	3,419	→
Quarter ending June 2017	3,413	→
Quarter ending September 2017	3,422	→
Quarter ending December 2017	3,369	↓
<b>Variance since December 2016</b>	<b>(1.2%)</b>	<b>↓</b>



### ACTIVITY

Cumulative percentage of contracted UDA delivered 2017 & 2018



Month	Adjusted Scheduled Activity (UDA)	
	2017	2018
April	-413	0
May	-70	388
June	298	884
July	1,240	1,397
August	1,976	2,137
September	2,672	2,434
October	3,403	3,415
November	4,044	4,169
December	5,012	4,648
January	5,524	
February	6,405	
March	7,238	
April	7,846	
May	8,453	
June	8,544	

### QUALITY

	Quantity	Base Number	Contract	LHB	Wales
% of FP17s for the same patient ID Re-attending within 3 months - Children	95	1,390	6.8%	8.0%	11.0%
% of FP17s for the same patient ID Re-attending within 3 months - Adults	196	2,357	8.3%	13.7%	16.1%
% of FP17s for the same patient ID Re-attending between 3 & 9 months - Children	890	1,390	64.0%	58.5%	58.9%
% of FP17s for the same patient ID Re-attending between 3 & 9 months - Adults	1,557	2,357	66.1%	53.9%	55.2%
% of FP17s for Band 1 Urgent Courses	67	2,978	2.2%	8.3%	9.0%
% of FP17s Relating to Free Repair or Replacements	1	2,978	0.0%	0.8%	0.7%
% of FP17s Relating to Continuations	39	2,978	1.3%	0.9%	0.8%
% of Patients satisfied with the dentistry they have received	7	7	N/A	91.9%	91.9%
% of Patients satisfied with the time they had to wait for an appointment	7	7	N/A	87.7%	87.9%

\* This is based on patients treated on this contract for their most recent course of treatment. Figures in italics indicate the base number of FP17s or Patient Questionnaire responses are less than 100. N/A is shown where the base number of responses is less than 10 during the period. % is calculated as Quantity/Base number\*100



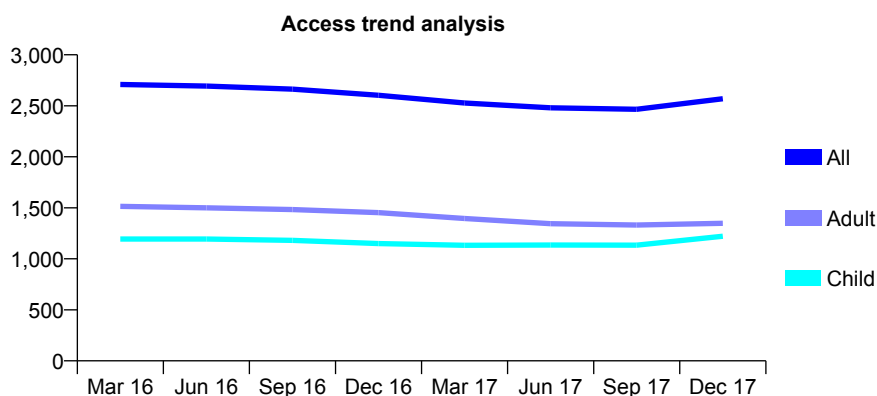
## 7A1 - Vital Signs At a Glance Contract Report for 173223/0001 - December 2017

Name or company name	The Kandy Lodge Dental Practice Partners
Contract type name	GDS Contract
Purpose of contract	General
Contract start date	01/12/2013
Contract end date	

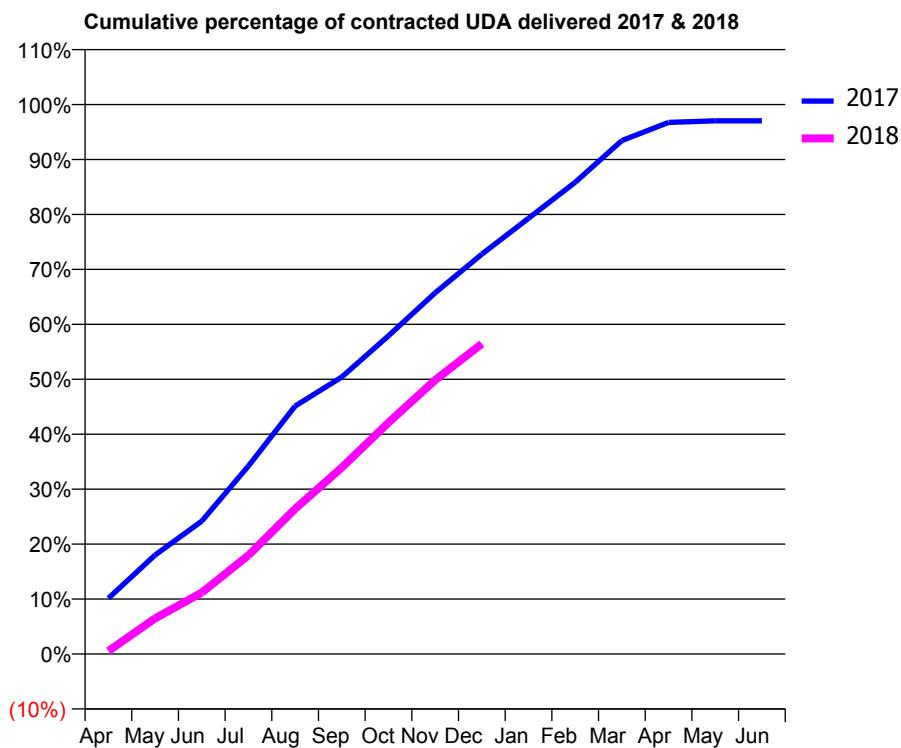
17/18 Contracted general activity (UDA)	8,624
Carry forward general activity (UDA)	234
17/18 Contracted orthodontic activity (UOA)	0
Carry forward orthodontic activity (UOA)	0
Baseline contract value	£163,904.12

### ACCESS\*

Patients seen in 24 months	Total	Change since previous quarter
Quarter ending December 2016	2,603	
Quarter ending March 2017	2,528	↓
Quarter ending June 2017	2,480	↓
Quarter ending September 2017	2,466	→
Quarter ending December 2017	2,569	↑
<b>Variance since December 2016</b>	<b>(1.3%)</b>	<b>↓</b>



### ACTIVITY



Adjusted Scheduled Activity (UDA)		
Month	2017	2018
April	804	48
May	1,426	561
June	1,916	964
July	2,710	1,550
August	3,573	2,278
September	3,993	2,926
October	4,587	3,631
November	5,205	4,299
December	5,763	4,869
January	6,280	
February	6,800	
March	7,400	
April	7,662	
May	7,685	
June	7,686	

### QUALITY

	Quantity	Base Number	Contract	LHB	Wales
% of FP17s for the same patient ID Re-attending within 3 months - Children	101	1,549	6.5%	8.0%	11.0%
% of FP17s for the same patient ID Re-attending within 3 months - Adults	200	1,340	14.9%	13.7%	16.1%
% of FP17s for the same patient ID Re-attending between 3 & 9 months - Children	980	1,549	63.3%	58.5%	58.9%
% of FP17s for the same patient ID Re-attending between 3 & 9 months - Adults	704	1,340	52.5%	53.9%	55.2%
% of FP17s for Band 1 Urgent Courses	253	2,777	9.1%	8.3%	9.0%
% of FP17s Relating to Free Repair or Replacements	3	2,777	0.1%	0.8%	0.7%
% of FP17s Relating to Continuations	27	2,777	1.0%	0.9%	0.8%
% of Patients satisfied with the dentistry they have received	2	3	N/A	91.9%	91.9%
% of Patients satisfied with the time they had to wait for an appointment	2	3	N/A	87.7%	87.9%

\* This is based on patients treated on this contract for their most recent course of treatment. Figures in italics indicate the base number of FP17s or Patient Questionnaire responses are less than 100. N/A is shown where the base number of responses is less than 10 during the period. % is calculated as Quantity/Base number\*100

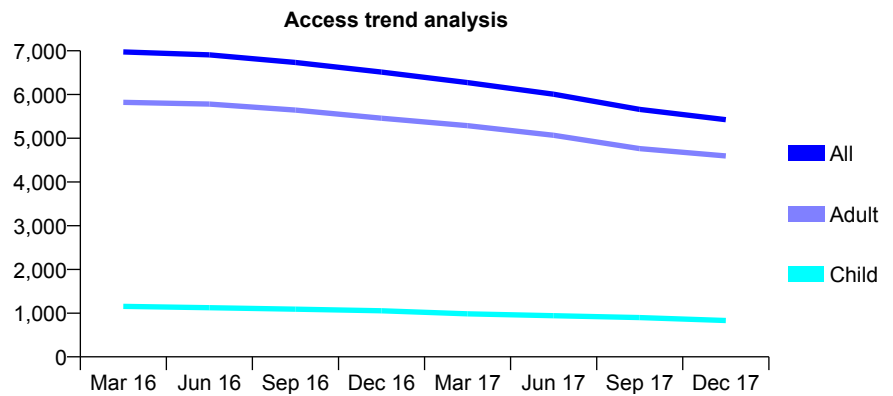
## 7A1 - Vital Signs At a Glance Contract Report for 175145/0001 - December 2017

Name or company name	Rhyl and Abergele Elwy Dental Partnership
Contract type name	GDS Contract
Purpose of contract	General
Contract start date	01/03/2011
Contract end date	

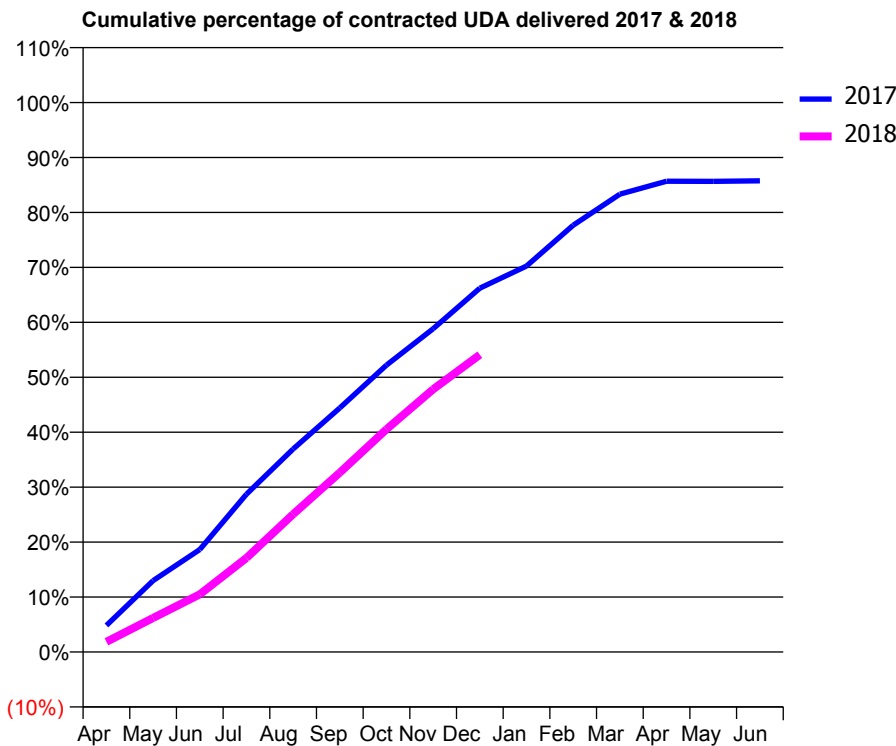
17/18 Contracted general activity (UDA)	20,786
Carry forward general activity (UDA)	0
17/18 Contracted orthodontic activity (UOA)	0
Carry forward orthodontic activity (UOA)	0
Baseline contract value	£560,761.90

### ACCESS\*

Patients seen in 24 months	Total	Change since previous quarter
Quarter ending December 2016	6,513	
Quarter ending March 2017	6,273	↓
Quarter ending June 2017	6,008	↓
Quarter ending September 2017	5,660	↓
Quarter ending December 2017	5,425	↓
<b>Variance since December 2016</b>	<b>(16.7%)</b>	<b>↓</b>



### ACTIVITY



Month	Adjusted Scheduled Activity (UDA)	
	2017	2018
April	864	387
May	2,315	1,290
June	3,320	2,184
July	5,112	3,560
August	6,577	5,212
September	7,907	6,786
October	9,294	8,425
November	10,474	9,937
December	11,787	11,244
January	12,504	
February	13,826	
March	14,831	
April	15,251	
May	15,248	
June	15,264	

### QUALITY

	Quantity	Base Number	Contract	LHB	Wales
% of FP17s for the same patient ID Re-attending within 3 months - Children	28	626	4.5%	8.0%	11.0%
% of FP17s for the same patient ID Re-attending within 3 months - Adults	491	3,985	12.3%	13.7%	16.1%
% of FP17s for the same patient ID Re-attending between 3 & 9 months - Children	275	626	43.9%	58.5%	58.9%
% of FP17s for the same patient ID Re-attending between 3 & 9 months - Adults	1,785	3,985	44.8%	53.9%	55.2%
% of FP17s for Band 1 Urgent Courses	479	4,439	10.8%	8.3%	9.0%
% of FP17s Relating to Free Repair or Replacements	47	4,439	1.1%	0.8%	0.7%
% of FP17s Relating to Continuations	28	4,439	0.6%	0.9%	0.8%
% of Patients satisfied with the dentistry they have received	28	35	80.0%	91.9%	91.9%
% of Patients satisfied with the time they had to wait for an appointment	26	35	74.3%	87.7%	87.9%

\* This is based on patients treated on this contract for their most recent course of treatment. Figures in italics indicate the base number of FP17s or Patient Questionnaire responses are less than 100. N/A is shown where the base number of responses is less than 10 during the period. % is calculated as Quantity/Base number\*100

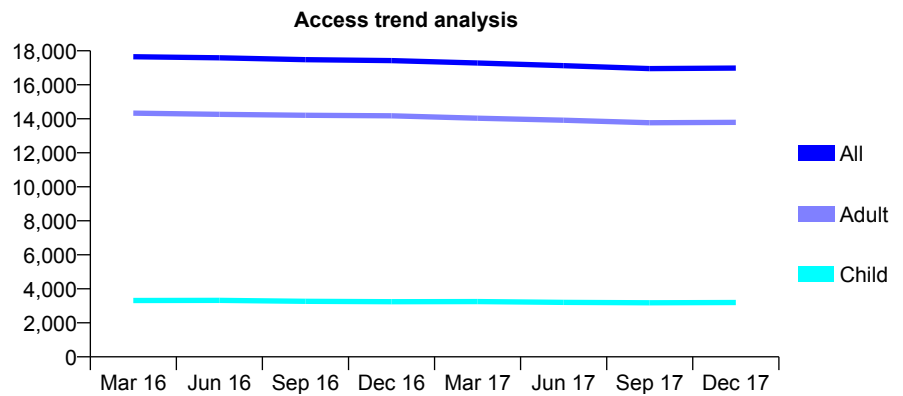
## 7A1 - Vital Signs At a Glance Contract Report for 175145/0002 - December 2017

Name or company name	Rhyl and Abergele Elwy Dental Partnership
Contract type name	GDS Contract
Purpose of contract	General and Orthodontic
Contract start date	01/03/2011
Contract end date	

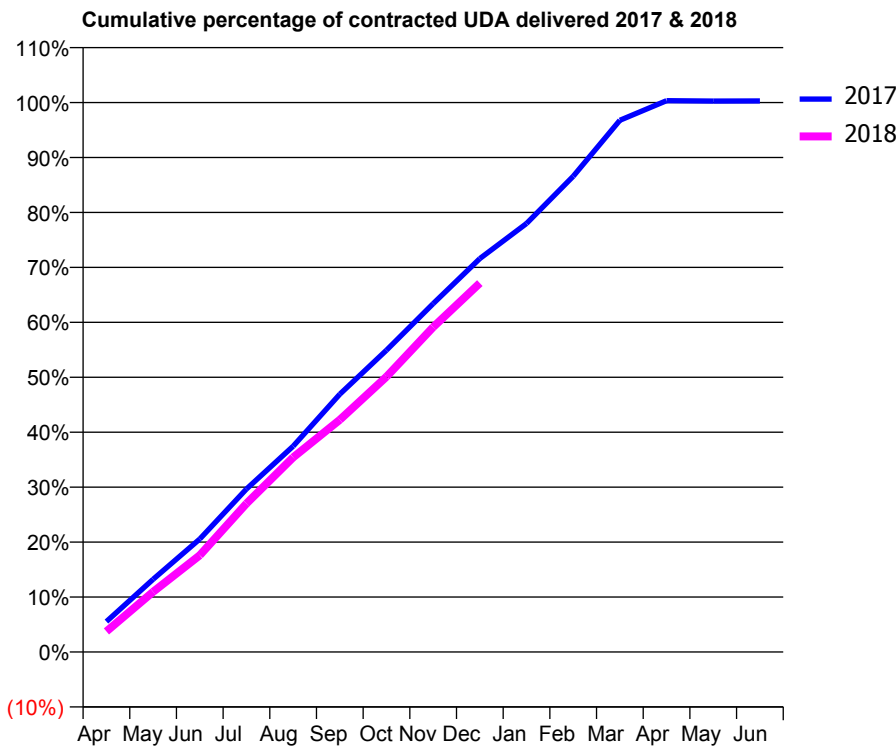
17/18 Contracted general activity (UDA)	48,000
Carry forward general activity (UDA)	-134
17/18 Contracted orthodontic activity (UOA)	827
Carry forward orthodontic activity (UOA)	-2
Baseline contract value	£1,378,376.89

### ACCESS\*

Patients seen in 24 months	Total	Change since previous quarter
Quarter ending December 2016	17,420	
Quarter ending March 2017	17,283	→
Quarter ending June 2017	17,126	→
Quarter ending September 2017	16,950	↓
Quarter ending December 2017	16,986	→
<b>Variance since December 2016</b>	<b>(2.5%)</b>	<b>↓</b>



### ACTIVITY



Month	Adjusted Scheduled Activity (UDA)	
	2017	2018
April	2,719	1,798
May	6,482	5,263
June	10,083	8,452
July	14,535	12,975
August	18,362	17,003
September	22,992	20,290
October	26,918	24,051
November	31,067	28,377
December	35,096	32,224
January	38,220	
February	42,424	
March	47,424	
April	49,176	
May	49,142	
June	49,143	

### QUALITY

	Quantity	Base Number	Contract	LHB	Wales
% of FP17s for the same patient ID Re-attending within 3 months - Children	207	3,157	6.6%	8.0%	11.0%
% of FP17s for the same patient ID Re-attending within 3 months - Adults	1,473	13,173	11.2%	13.7%	16.1%
% of FP17s for the same patient ID Re-attending between 3 & 9 months - Children	1,251	3,157	39.6%	58.5%	58.9%
% of FP17s for the same patient ID Re-attending between 3 & 9 months - Adults	4,609	13,173	35.0%	53.9%	55.2%
% of FP17s for Band 1 Urgent Courses	991	15,489	6.4%	8.3%	9.0%
% of FP17s Relating to Free Repair or Replacements	53	15,489	0.3%	0.8%	0.7%
% of FP17s Relating to Continuations	191	15,489	1.2%	0.9%	0.8%
% of Patients satisfied with the dentistry they have received	54	63	85.7%	91.9%	91.9%
% of Patients satisfied with the time they had to wait for an appointment	55	63	87.3%	87.7%	87.9%

\* This is based on patients treated on this contract for their most recent course of treatment. Figures in italics indicate the base number of FP17s or Patient Questionnaire responses are less than 100. N/A is shown where the base number of responses is less than 10 during the period. % is calculated as Quantity/Base number\*100

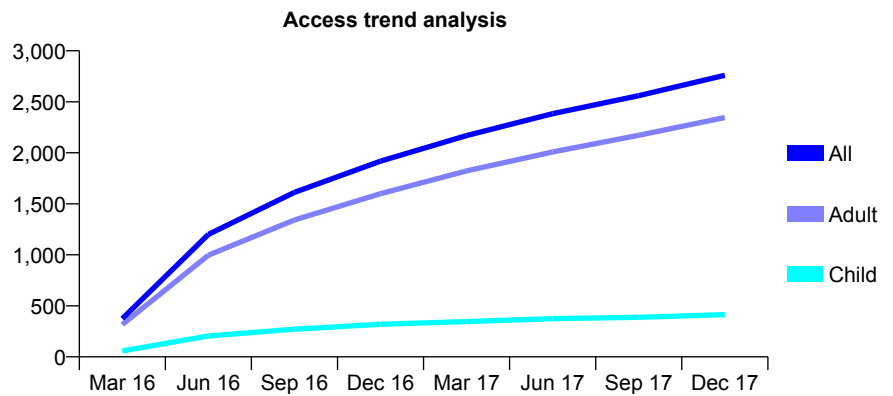
## 7A1 - Vital Signs At a Glance Contract Report for 175595/0001 - December 2017

Name or company name	MR QM JAFFRI
Contract type name	GDS Contract
Purpose of contract	General
Contract start date	28/12/2015
Contract end date	

17/18 Contracted general activity (UDA)	12,749
Carry forward general activity (UDA)	0
17/18 Contracted orthodontic activity (UOA)	0
Carry forward orthodontic activity (UOA)	0
Baseline contract value	£309,963.50

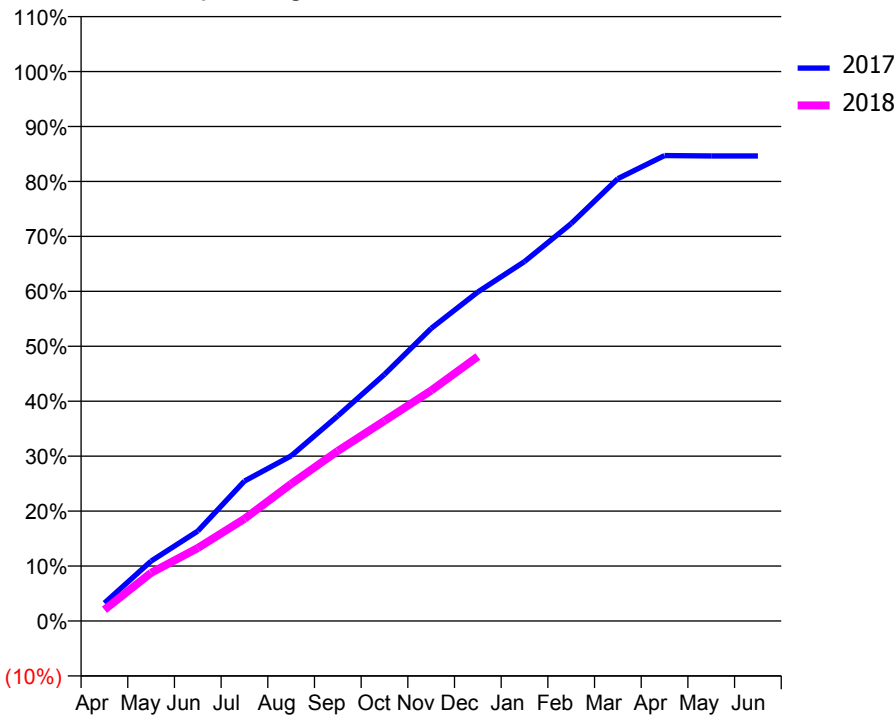
### ACCESS\*

Patients seen in 24 months	Total	Change since previous quarter
Quarter ending December 2016	1,918	
Quarter ending March 2017	2,169	↑
Quarter ending June 2017	2,384	↑
Quarter ending September 2017	2,560	↑
Quarter ending December 2017	2,760	↑
<b>Variance since December 2016</b>	<b>43.9%</b>	<b>↑</b>



### ACTIVITY

Cumulative percentage of contracted UDA delivered 2017 & 2018



Month	Adjusted Scheduled Activity (UDA)	
	2017	2018
April	318	262
May	1,065	1,118
June	1,599	1,693
July	2,487	2,372
August	2,935	3,182
September	3,647	3,945
October	4,384	4,644
November	5,200	5,348
December	5,847	6,136
January	6,389	
February	7,064	
March	7,861	
April	8,271	
May	8,265	
June	8,265	

### QUALITY

	Quantity	Base Number	Contract	LHB	Wales
% of FP17s for the same patient ID Re-attending within 3 months - Children	13	402	3.2%	8.0%	11.0%
% of FP17s for the same patient ID Re-attending within 3 months - Adults	210	2,469	8.5%	13.7%	16.1%
% of FP17s for the same patient ID Re-attending between 3 & 9 months - Children	203	402	50.5%	58.5%	58.9%
% of FP17s for the same patient ID Re-attending between 3 & 9 months - Adults	1,195	2,469	48.4%	53.9%	55.2%
% of FP17s for Band 1 Urgent Courses	193	2,727	7.1%	8.3%	9.0%
% of FP17s Relating to Free Repair or Replacements	10	2,727	0.4%	0.8%	0.7%
% of FP17s Relating to Continuations	28	2,727	1.0%	0.9%	0.8%
% of Patients satisfied with the dentistry they have received	10	10	100.0%	91.9%	91.9%
% of Patients satisfied with the time they had to wait for an appointment	8	10	80.0%	87.7%	87.9%

\* This is based on patients treated on this contract for their most recent course of treatment. Figures in italics indicate the base number of FP17s or Patient Questionnaire responses are less than 100. N/A is shown where the base number of responses is less than 10 during the period. % is calculated as Quantity/Base number\*100

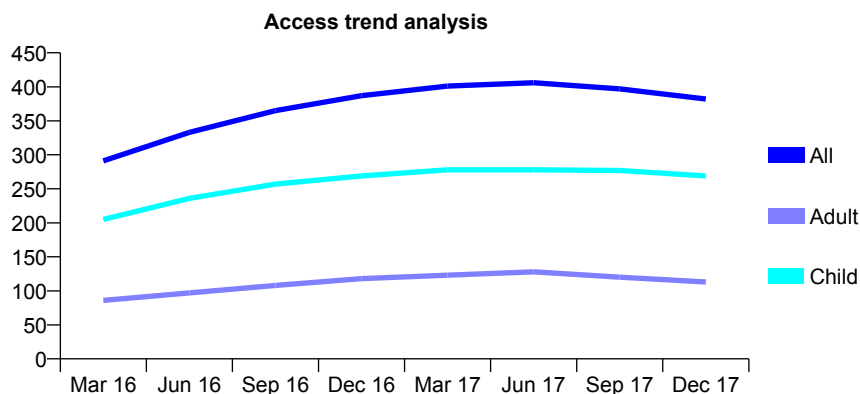
## 7A1 - Vital Signs At a Glance Contract Report for 175897/0001 - December 2017

Name or company name	C Aston
Contract type name	GDS Contract
Purpose of contract	General
Contract start date	25/07/2015
Contract end date	

17/18 Contracted general activity (UDA)	1,160
Carry forward general activity (UDA)	0
17/18 Contracted orthodontic activity (UOA)	0
Carry forward orthodontic activity (UOA)	0
Baseline contract value	£27,403.04

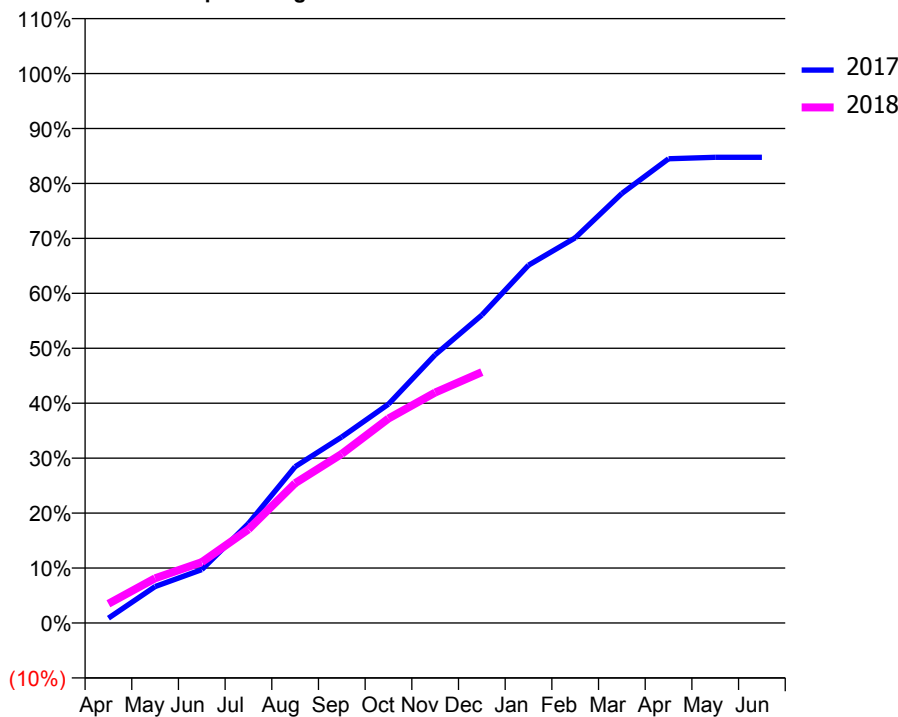
### ACCESS\*

Patients seen in 24 months	Total	Change since previous quarter
Quarter ending December 2016	387	
Quarter ending March 2017	401	↑
Quarter ending June 2017	406	→
Quarter ending September 2017	397	↓
Quarter ending December 2017	382	↓
<b>Variance since December 2016</b>	<b>(1.3%)</b>	<b>↓</b>



### ACTIVITY

Cumulative percentage of contracted UDA delivered 2017 & 2018



Month	Adjusted Scheduled Activity (UDA)	
	2017	2018
April	10	41
May	77	94
June	113	128
July	210	198
August	330	295
September	393	357
October	462	432
November	566	487
December	650	530
January	755	
February	813	
March	907	
April	980	
May	983	
June	983	

### QUALITY

	Quantity	Base Number	Contract	LHB	Wales
% of FP17s for the same patient ID Re-attending within 3 months - Children	22	281	7.8%	8.0%	11.0%
% of FP17s for the same patient ID Re-attending within 3 months - Adults	17	92	18.5%	13.7%	16.1%
% of FP17s for the same patient ID Re-attending between 3 & 9 months - Children	173	281	61.6%	58.5%	58.9%
% of FP17s for the same patient ID Re-attending between 3 & 9 months - Adults	43	92	46.7%	53.9%	55.2%
% of FP17s for Band 1 Urgent Courses	23	341	6.7%	8.3%	9.0%
% of FP17s Relating to Free Repair or Replacements	0	341	0.0%	0.8%	0.7%
% of FP17s Relating to Continuations	0	341	0.0%	0.9%	0.8%
% of Patients satisfied with the dentistry they have received	4	5	N/A	91.9%	91.9%
% of Patients satisfied with the time they had to wait for an appointment	4	5	N/A	87.7%	87.9%

\* This is based on patients treated on this contract for their most recent course of treatment. Figures in italics indicate the base number of FP17s or Patient Questionnaire responses are less than 100. N/A is shown where the base number of responses is less than 10 during the period. % is calculated as Quantity/Base number\*100

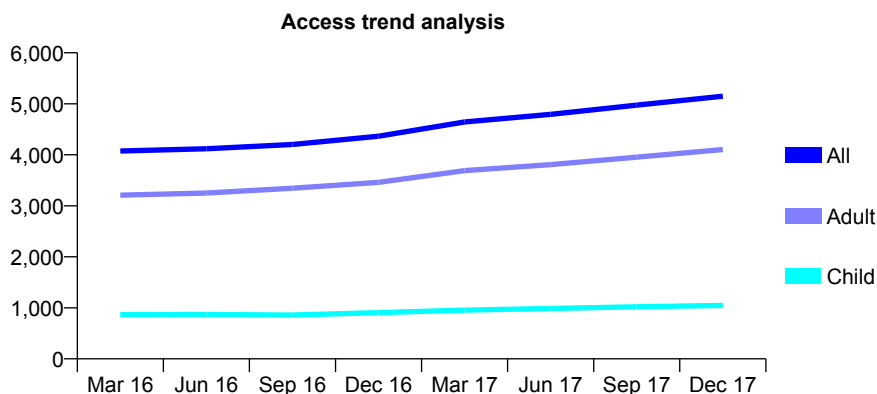
## 7A1 - Vital Signs At a Glance Contract Report for 182532/0001 - December 2017

Name or company name	R Jotangia
Contract type name	GDS Contract
Purpose of contract	General
Contract start date	18/04/2012
Contract end date	

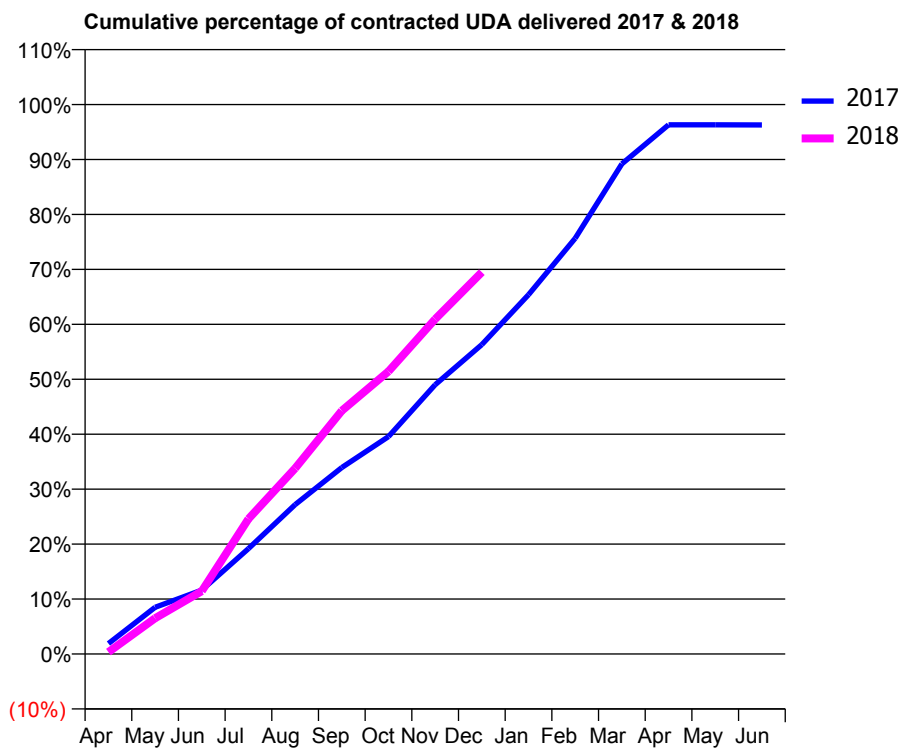
17/18 Contracted general activity (UDA)	16,104
Carry forward general activity (UDA)	627
17/18 Contracted orthodontic activity (UOA)	0
Carry forward orthodontic activity (UOA)	0
Baseline contract value	£373,807.87

### ACCESS\*

Patients seen in 24 months	Total	Change since previous quarter
Quarter ending December 2016	4,366	
Quarter ending March 2017	4,645	↑
Quarter ending June 2017	4,794	↑
Quarter ending September 2017	4,975	↑
Quarter ending December 2017	5,149	↑
<b>Variance since December 2016</b>	<b>17.9%</b>	<b>↑</b>



### ACTIVITY



Month	Adjusted Scheduled Activity (UDA)	
	2017	2018
April	320	55
May	1,433	1,050
June	1,959	1,844
July	3,227	3,959
August	4,577	5,442
September	5,712	7,131
October	6,662	8,284
November	8,248	9,814
December	9,478	11,189
January	11,005	
February	12,735	
March	15,012	
April	16,208	
May	16,208	
June	16,205	

### QUALITY

	Quantity	Base Number	Contract	LHB	Wales
% of FP17s for the same patient ID Re-attending within 3 months - Children	108	1,156	9.3%	8.0%	11.0%
% of FP17s for the same patient ID Re-attending within 3 months - Adults	528	4,040	13.1%	13.7%	16.1%
% of FP17s for the same patient ID Re-attending between 3 & 9 months - Children	646	1,156	55.9%	58.5%	58.9%
% of FP17s for the same patient ID Re-attending between 3 & 9 months - Adults	1,912	4,040	47.3%	53.9%	55.2%
% of FP17s for Band 1 Urgent Courses	220	4,854	4.5%	8.3%	9.0%
% of FP17s Relating to Free Repair or Replacements	21	4,854	0.4%	0.8%	0.7%
% of FP17s Relating to Continuations	73	4,854	1.5%	0.9%	0.8%
% of Patients satisfied with the dentistry they have received	10	11	90.9%	91.9%	91.9%
% of Patients satisfied with the time they had to wait for an appointment	11	11	100.0%	87.7%	87.9%

\* This is based on patients treated on this contract for their most recent course of treatment. Figures in italics indicate the base number of FP17s or Patient Questionnaire responses are less than 100. N/A is shown where the base number of responses is less than 10 during the period. % is calculated as Quantity/Base number\*100

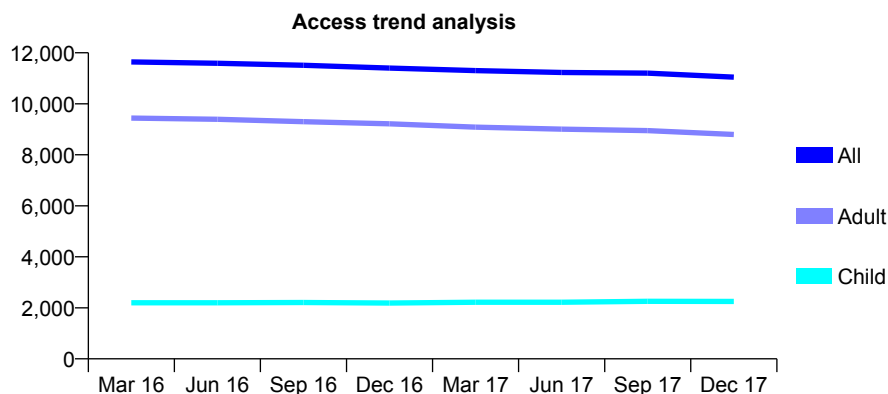
## 7A1 - Vital Signs At a Glance Contract Report for 186023/0001 - December 2017

Name or company name	D N Dental Limited
Contract type name	GDS Contract
Purpose of contract	General
Contract start date	01/05/2012
Contract end date	

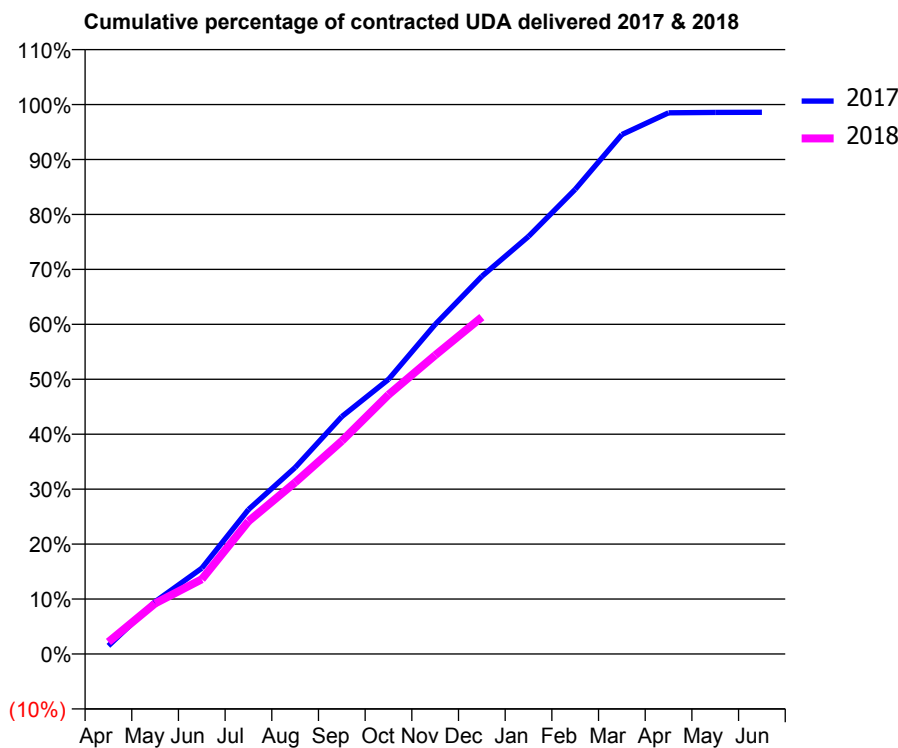
17/18 Contracted general activity (UDA)	36,000
Carry forward general activity (UDA)	528
17/18 Contracted orthodontic activity (UOA)	0
Carry forward orthodontic activity (UOA)	0
Baseline contract value	£861,716.29

### ACCESS\*

Patients seen in 24 months	Total	Change since previous quarter
Quarter ending December 2016	11,402	
Quarter ending March 2017	11,303	→
Quarter ending June 2017	11,228	→
Quarter ending September 2017	11,204	→
Quarter ending December 2017	11,047	↓
<b>Variance since December 2016</b>	<b>(3.1%)</b>	<b>↓</b>



### ACTIVITY



Month	Adjusted Scheduled Activity (UDA)	
	2017	2018
April	556	794
May	3,533	3,320
June	5,788	4,899
July	9,750	8,693
August	12,586	11,238
September	16,026	13,957
October	18,535	16,983
November	22,242	19,576
December	25,500	22,069
January	28,184	
February	31,361	
March	35,060	
April	36,531	
May	36,554	
June	36,564	

### QUALITY

	Quantity	Base Number	Contract	LHB	Wales
% of FP17s for the same patient ID Re-attending within 3 months - Children	167	2,595	6.4%	8.0%	11.0%
% of FP17s for the same patient ID Re-attending within 3 months - Adults	1,191	9,531	12.5%	13.7%	16.1%
% of FP17s for the same patient ID Re-attending between 3 & 9 months - Children	1,645	2,595	63.4%	58.5%	58.9%
% of FP17s for the same patient ID Re-attending between 3 & 9 months - Adults	6,270	9,531	65.8%	53.9%	55.2%
% of FP17s for Band 1 Urgent Courses	535	11,485	4.7%	8.3%	9.0%
% of FP17s Relating to Free Repair or Replacements	76	11,485	0.7%	0.8%	0.7%
% of FP17s Relating to Continuations	68	11,485	0.6%	0.9%	0.8%
% of Patients satisfied with the dentistry they have received	29	32	90.6%	91.9%	91.9%
% of Patients satisfied with the time they had to wait for an appointment	31	32	96.9%	87.7%	87.9%

\* This is based on patients treated on this contract for their most recent course of treatment. Figures in italics indicate the base number of FP17s or Patient Questionnaire responses are less than 100. N/A is shown where the base number of responses is less than 10 during the period. % is calculated as Quantity/Base number\*100

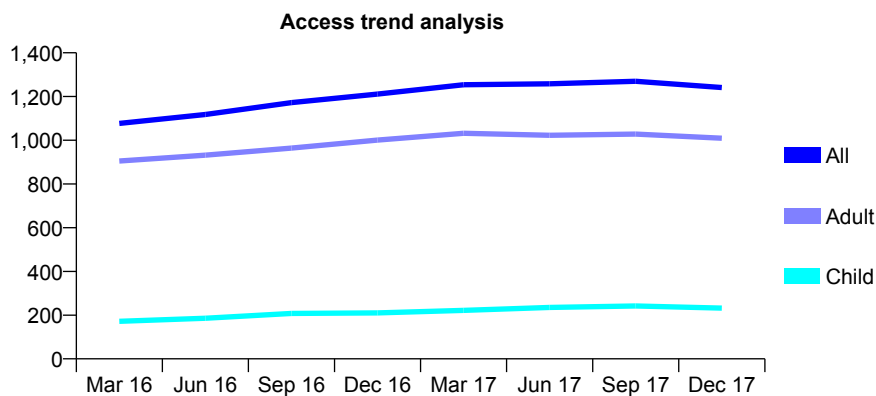
## 7A1 - Vital Signs At a Glance Contract Report for 187011/0002 - December 2017

Name or company name	Betsi Cadwaladr University Health Board
Contract type name	PDS Contract
Purpose of contract	General
Contract start date	01/04/2006
Contract end date	31/03/2018

17/18 Contracted general activity (UDA)	3,605
Carry forward general activity (UDA)	0
17/18 Contracted orthodontic activity (UOA)	0
Carry forward orthodontic activity (UOA)	0
Baseline contract value	£69,963.76

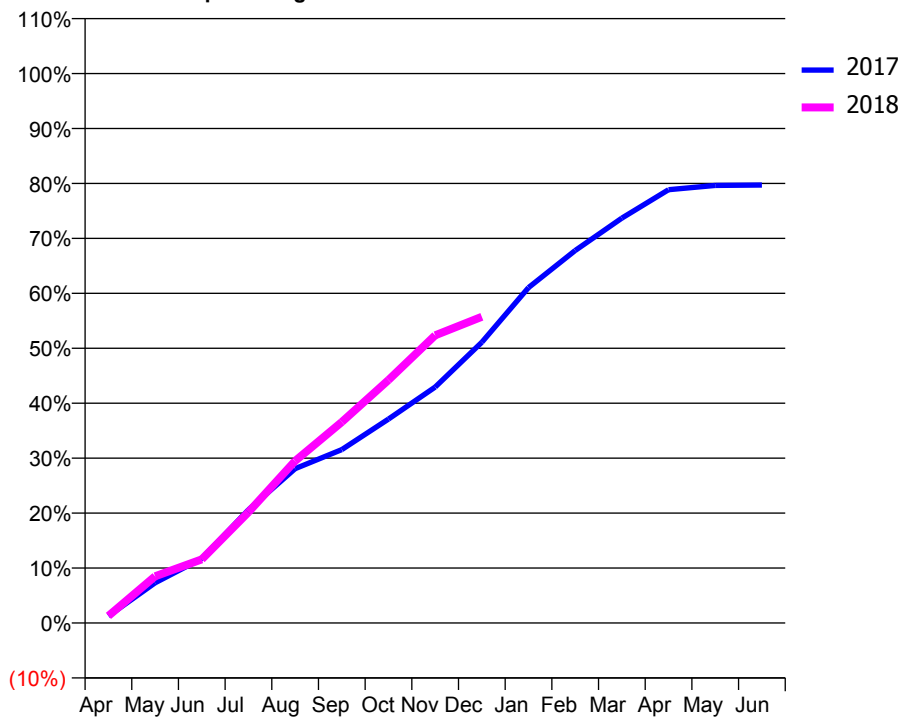
### ACCESS\*

Patients seen in 24 months	Total	Change since previous quarter
Quarter ending December 2016	1,211	
Quarter ending March 2017	1,254	↑
Quarter ending June 2017	1,258	→
Quarter ending September 2017	1,270	→
Quarter ending December 2017	1,241	↓
<b>Variance since December 2016</b>	<b>2.5%</b>	<b>↑</b>



### ACTIVITY

Cumulative percentage of contracted UDA delivered 2017 & 2018



Month	Adjusted Scheduled Activity (UDA)	
	2017	2018
April	46	47
May	264	307
June	423	418
July	743	728
August	1,012	1,063
September	1,137	1,319
October	1,338	1,594
November	1,548	1,887
December	1,842	2,009
January	2,201	
February	2,444	
March	2,657	
April	2,843	
May	2,870	
June	2,873	

### QUALITY

	Quantity	Base Number	Contract	LHB	Wales
% of FP17s for the same patient ID Re-attending within 3 months - Children	4	123	3.3%	8.0%	11.0%
% of FP17s for the same patient ID Re-attending within 3 months - Adults	67	680	9.9%	13.7%	16.1%
% of FP17s for the same patient ID Re-attending between 3 & 9 months - Children	18	123	14.6%	58.5%	58.9%
% of FP17s for the same patient ID Re-attending between 3 & 9 months - Adults	192	680	28.2%	53.9%	55.2%
% of FP17s for Band 1 Urgent Courses	70	694	10.1%	8.3%	9.0%
% of FP17s Relating to Free Repair or Replacements	0	694	0.0%	0.8%	0.7%
% of FP17s Relating to Continuations	0	694	0.0%	0.9%	0.8%
% of Patients satisfied with the dentistry they have received	5	5	N/A	91.9%	91.9%
% of Patients satisfied with the time they had to wait for an appointment	4	5	N/A	87.7%	87.9%

\* This is based on patients treated on this contract for their most recent course of treatment. Figures in italics indicate the base number of FP17s or Patient Questionnaire responses are less than 100. N/A is shown where the base number of responses is less than 10 during the period. % is calculated as Quantity/Base number\*100



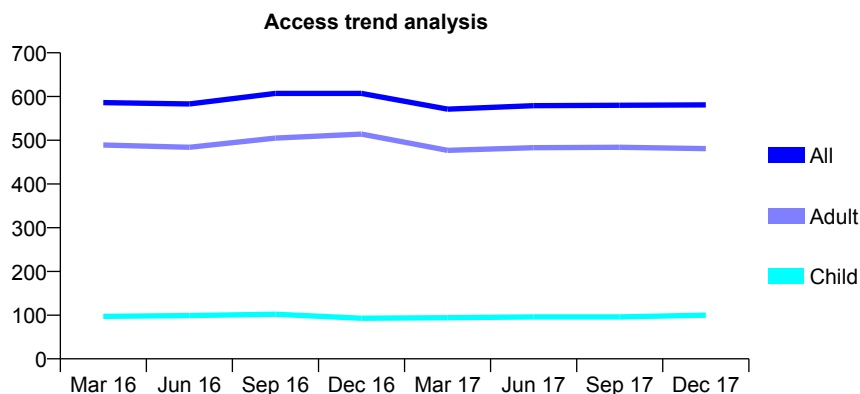
## 7A1 - Vital Signs At a Glance Contract Report for 187011/0004 - December 2017

Name or company name	Betsi Cadwaladr University Health Board
Contract type name	PDS Contract
Purpose of contract	General
Contract start date	01/04/2006
Contract end date	31/03/2018

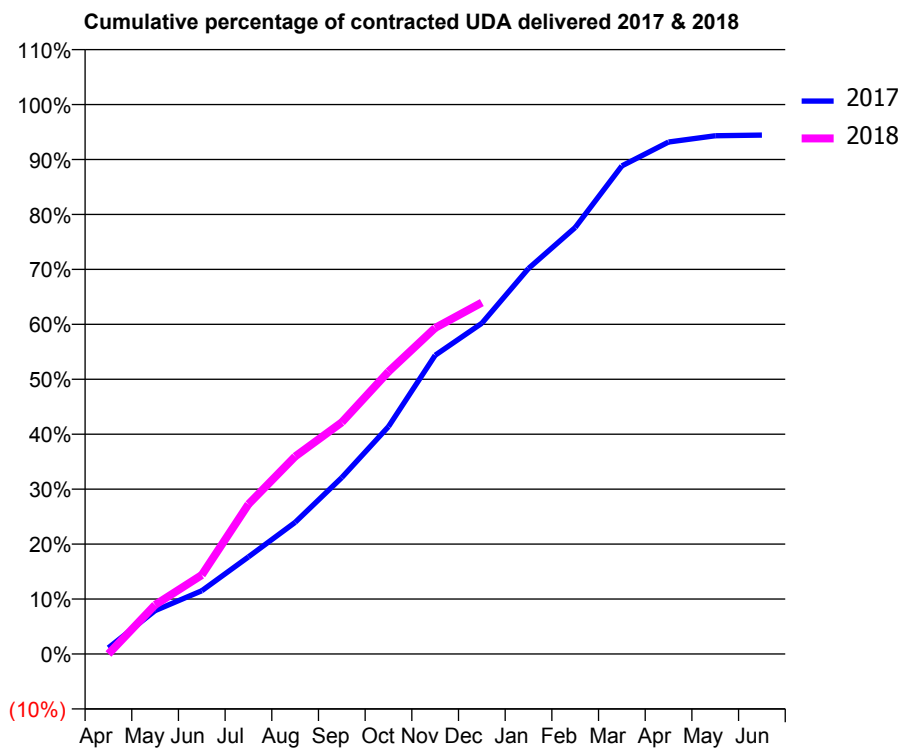
17/18 Contracted general activity (UDA)	1,500
Carry forward general activity (UDA)	0
17/18 Contracted orthodontic activity (UOA)	0
Carry forward orthodontic activity (UOA)	0
Baseline contract value	£37,143.11

### ACCESS\*

Patients seen in 24 months	Total	Change since previous quarter
Quarter ending December 2016	607	
Quarter ending March 2017	571	↓
Quarter ending June 2017	579	→
Quarter ending September 2017	580	→
Quarter ending December 2017	581	→
<b>Variance since December 2016</b>	<b>(4.3%)</b>	<b>↓</b>



### ACTIVITY



Month	Adjusted Scheduled Activity (UDA)	
	2017	2018
April	17	0
May	119	134
June	173	216
July	265	409
August	360	539
September	482	632
October	621	771
November	816	890
December	903	959
January	1,053	
February	1,164	
March	1,333	
April	1,398	
May	1,415	
June	1,417	

### QUALITY

	Quantity	Base Number	Contract	LHB	Wales
% of FP17s for the same patient ID Re-attending within 3 months - Children	1	71	1.4%	8.0%	11.0%
% of FP17s for the same patient ID Re-attending within 3 months - Adults	4	311	1.3%	13.7%	16.1%
% of FP17s for the same patient ID Re-attending between 3 & 9 months - Children	18	71	25.4%	58.5%	58.9%
% of FP17s for the same patient ID Re-attending between 3 & 9 months - Adults	97	311	31.2%	53.9%	55.2%
% of FP17s for Band 1 Urgent Courses	16	346	4.6%	8.3%	9.0%
% of FP17s Relating to Free Repair or Replacements	0	346	0.0%	0.8%	0.7%
% of FP17s Relating to Continuations	0	346	0.0%	0.9%	0.8%
% of Patients satisfied with the dentistry they have received	1	1	N/A	91.9%	91.9%
% of Patients satisfied with the time they had to wait for an appointment	1	1	N/A	87.7%	87.9%

\* This is based on patients treated on this contract for their most recent course of treatment. Figures in italics indicate the base number of FP17s or Patient Questionnaire responses are less than 100. N/A is shown where the base number of responses is less than 10 during the period. % is calculated as Quantity/Base number\*100

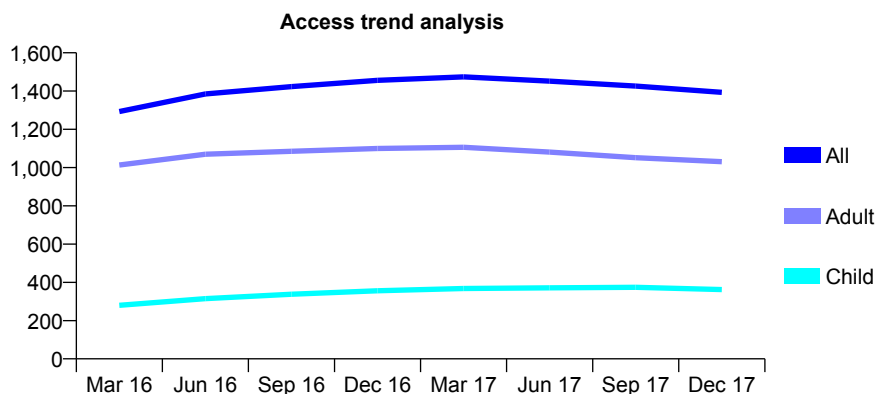
## 7A1 - Vital Signs At a Glance Contract Report for 187011/0005 - December 2017

Name or company name	Betsi Cadwaladr University Health Board
Contract type name	PDS Contract
Purpose of contract	General
Contract start date	02/04/2006
Contract end date	31/03/2018

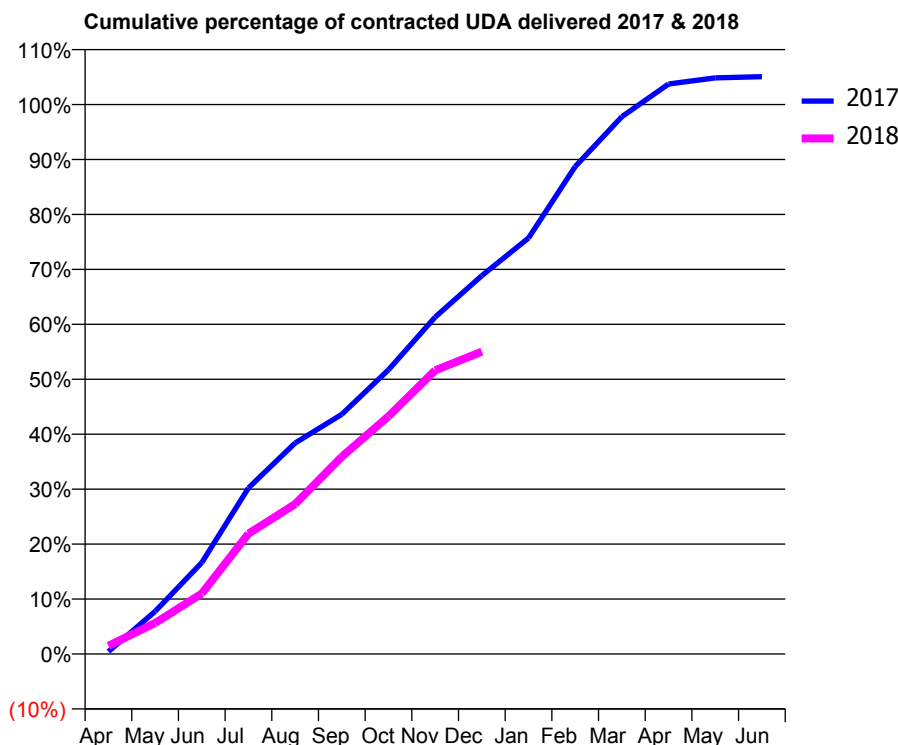
17/18 Contracted general activity (UDA)	3,200
Carry forward general activity (UDA)	0
17/18 Contracted orthodontic activity (UOA)	0
Carry forward orthodontic activity (UOA)	0
Baseline contract value	£83,916.90

### ACCESS\*

Patients seen in 24 months	Total	Change since previous quarter
Quarter ending December 2016	1,456	
Quarter ending March 2017	1,474	→
Quarter ending June 2017	1,452	↓
Quarter ending September 2017	1,426	↓
Quarter ending December 2017	1,393	↓
<b>Variance since December 2016</b>	<b>(4.3%)</b>	<b>↓</b>



### ACTIVITY



Month	Adjusted Scheduled Activity (UDA)	
	2017	2018
April	14	47
May	248	180
June	533	352
July	967	701
August	1,229	873
September	1,396	1,149
October	1,655	1,384
November	1,962	1,652
December	2,204	1,761
January	2,422	
February	2,839	
March	3,129	
April	3,320	
May	3,355	
June	3,362	

### QUALITY

	Quantity	Base Number	Contract	LHB	Wales
% of FP17s for the same patient ID Re-attending within 3 months - Children	36	309	11.7%	8.0%	11.0%
% of FP17s for the same patient ID Re-attending within 3 months - Adults	53	695	7.6%	13.7%	16.1%
% of FP17s for the same patient ID Re-attending between 3 & 9 months - Children	97	309	31.4%	58.5%	58.9%
% of FP17s for the same patient ID Re-attending between 3 & 9 months - Adults	249	695	35.8%	53.9%	55.2%
% of FP17s for Band 1 Urgent Courses	63	876	7.2%	8.3%	9.0%
% of FP17s Relating to Free Repair or Replacements	8	876	0.9%	0.8%	0.7%
% of FP17s Relating to Continuations	1	876	0.1%	0.9%	0.8%
% of Patients satisfied with the dentistry they have received	5	6	N/A	91.9%	91.9%
% of Patients satisfied with the time they had to wait for an appointment	5	6	N/A	87.7%	87.9%

\* This is based on patients treated on this contract for their most recent course of treatment. Figures in italics indicate the base number of FP17s or Patient Questionnaire responses are less than 100. N/A is shown where the base number of responses is less than 10 during the period. % is calculated as Quantity/Base number\*100

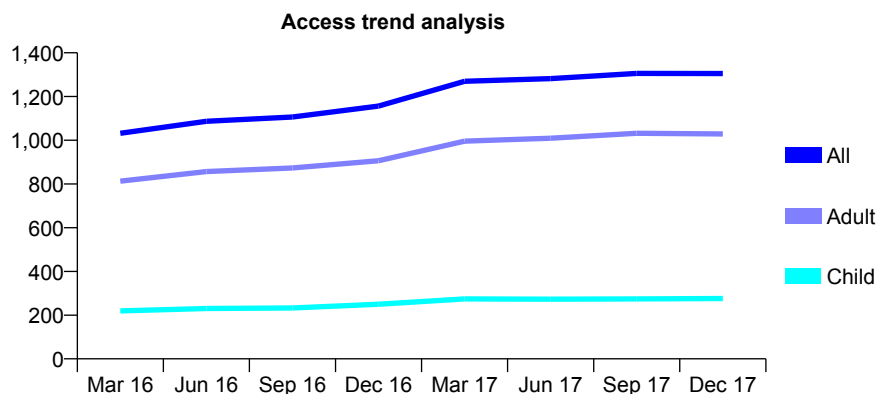
## 7A1 - Vital Signs At a Glance Contract Report for 188042/0001 - December 2017

Name or company name	T Ferguson
Contract type name	GDS Contract
Purpose of contract	General
Contract start date	01/08/2014
Contract end date	

17/18 Contracted general activity (UDA)	5,811
Carry forward general activity (UDA)	0
17/18 Contracted orthodontic activity (UOA)	0
Carry forward orthodontic activity (UOA)	0
Baseline contract value	£183,221.06

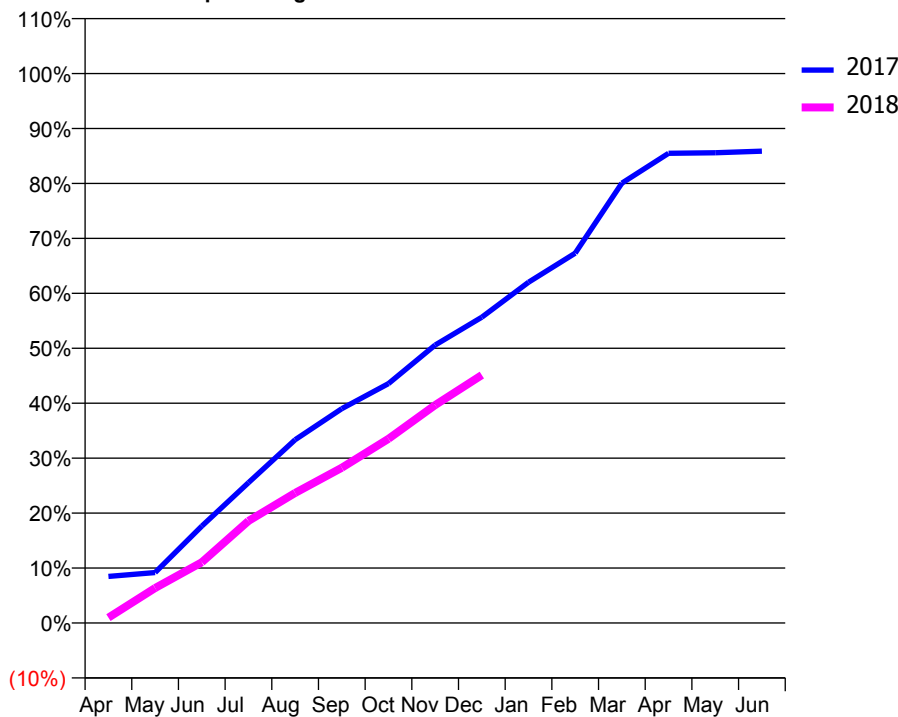
### ACCESS\*

Patients seen in 24 months	Total	Change since previous quarter
Quarter ending December 2016	1,156	
Quarter ending March 2017	1,270	↑
Quarter ending June 2017	1,282	→
Quarter ending September 2017	1,306	→
Quarter ending December 2017	1,305	→
<b>Variance since December 2016</b>	<b>12.9%</b>	<b>↑</b>



### ACTIVITY

Cumulative percentage of contracted UDA delivered 2017 & 2018



Month	Adjusted Scheduled Activity (UDA)	
	2017	2018
April	493	57
May	534	370
June	1,024	642
July	1,485	1,079
August	1,939	1,376
September	2,266	1,642
October	2,531	1,948
November	2,939	2,305
December	3,234	2,622
January	3,604	
February	3,912	
March	4,652	
April	4,967	
May	4,972	
June	4,989	

### QUALITY

	Quantity	Base Number	Contract	LHB	Wales
% of FP17s for the same patient ID Re-attending within 3 months - Children	25	306	8.2%	8.0%	11.0%
% of FP17s for the same patient ID Re-attending within 3 months - Adults	195	1,163	16.8%	13.7%	16.1%
% of FP17s for the same patient ID Re-attending between 3 & 9 months - Children	194	306	63.4%	58.5%	58.9%
% of FP17s for the same patient ID Re-attending between 3 & 9 months - Adults	731	1,163	62.9%	53.9%	55.2%
% of FP17s for Band 1 Urgent Courses	56	1,335	4.2%	8.3%	9.0%
% of FP17s Relating to Free Repair or Replacements	12	1,335	0.9%	0.8%	0.7%
% of FP17s Relating to Continuations	6	1,335	0.4%	0.9%	0.8%
% of Patients satisfied with the dentistry they have received	3	3	N/A	91.9%	91.9%
% of Patients satisfied with the time they had to wait for an appointment	2	3	N/A	87.7%	87.9%

\* This is based on patients treated on this contract for their most recent course of treatment. Figures in italics indicate the base number of FP17s or Patient Questionnaire responses are less than 100. N/A is shown where the base number of responses is less than 10 during the period. % is calculated as Quantity/Base number\*100

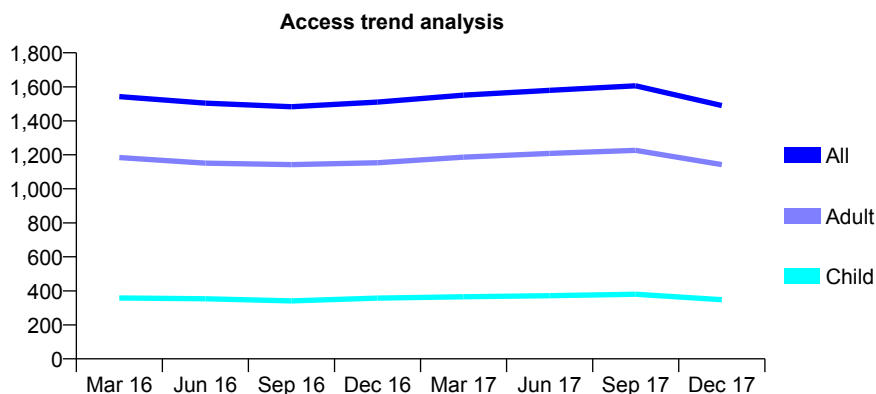
## 7A1 - Vital Signs At a Glance Contract Report for 192163/0001 - December 2017

Name or company name	Betsi Cadwaladr University Health Board
Contract type name	PDS Contract
Purpose of contract	General
Contract start date	29/03/2010
Contract end date	31/03/2018

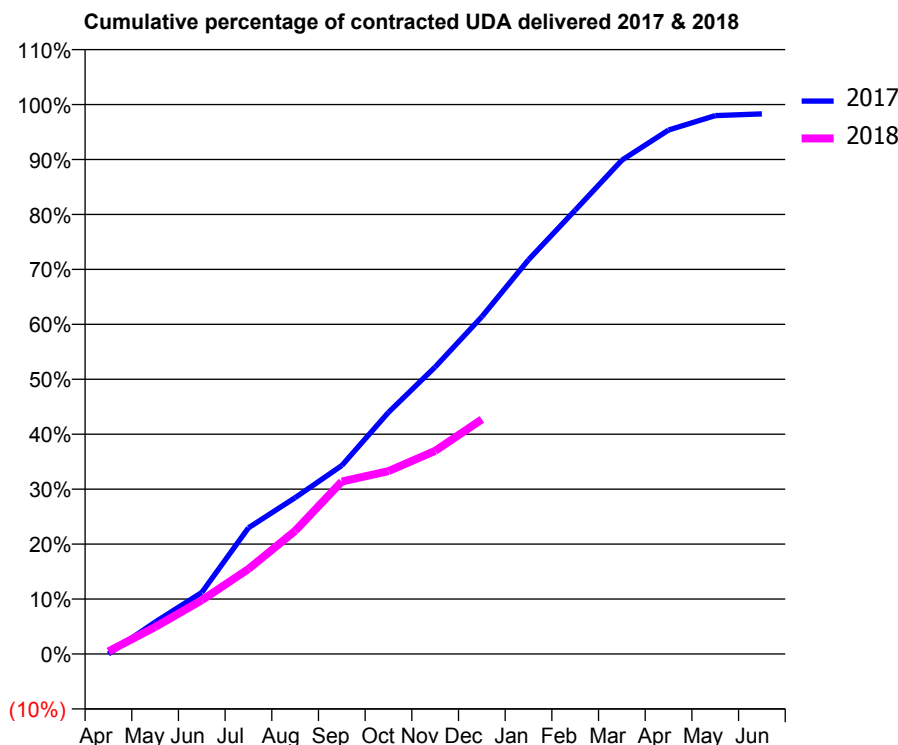
17/18 Contracted general activity (UDA)	4,368
Carry forward general activity (UDA)	0
17/18 Contracted orthodontic activity (UOA)	0
Carry forward orthodontic activity (UOA)	0
Baseline contract value	£169,180.85

### ACCESS\*

Patients seen in 24 months	Total	Change since previous quarter
Quarter ending December 2016	1,510	
Quarter ending March 2017	1,551	↑
Quarter ending June 2017	1,579	→
Quarter ending September 2017	1,606	→
Quarter ending December 2017	1,490	↓
<b>Variance since December 2016</b>	<b>(1.3%)</b>	<b>↓</b>



### ACTIVITY



Month	Adjusted Scheduled Activity (UDA)	
	2017	2018
April	0	20
May	254	214
June	489	427
July	1,003	676
August	1,242	979
September	1,498	1,371
October	1,921	1,454
November	2,282	1,615
December	2,681	1,865
January	3,133	
February	3,528	
March	3,926	
April	4,165	
May	4,279	
June	4,293	

### QUALITY

	Quantity	Base Number	Contract	LHB	Wales
% of FP17s for the same patient ID Re-attending within 3 months - Children	20	242	8.3%	8.0%	11.0%
% of FP17s for the same patient ID Re-attending within 3 months - Adults	147	835	17.6%	13.7%	16.1%
% of FP17s for the same patient ID Re-attending between 3 & 9 months - Children	78	242	32.2%	58.5%	58.9%
% of FP17s for the same patient ID Re-attending between 3 & 9 months - Adults	306	835	36.6%	53.9%	55.2%
% of FP17s for Band 1 Urgent Courses	157	896	17.5%	8.3%	9.0%
% of FP17s Relating to Free Repair or Replacements	15	896	1.7%	0.8%	0.7%
% of FP17s Relating to Continuations	6	896	0.7%	0.9%	0.8%
% of Patients satisfied with the dentistry they have received	9	11	81.8%	91.9%	91.9%
% of Patients satisfied with the time they had to wait for an appointment	9	11	81.8%	87.7%	87.9%

\* This is based on patients treated on this contract for their most recent course of treatment. Figures in italics indicate the base number of FP17s or Patient Questionnaire responses are less than 100. N/A is shown where the base number of responses is less than 10 during the period. % is calculated as Quantity/Base number\*100

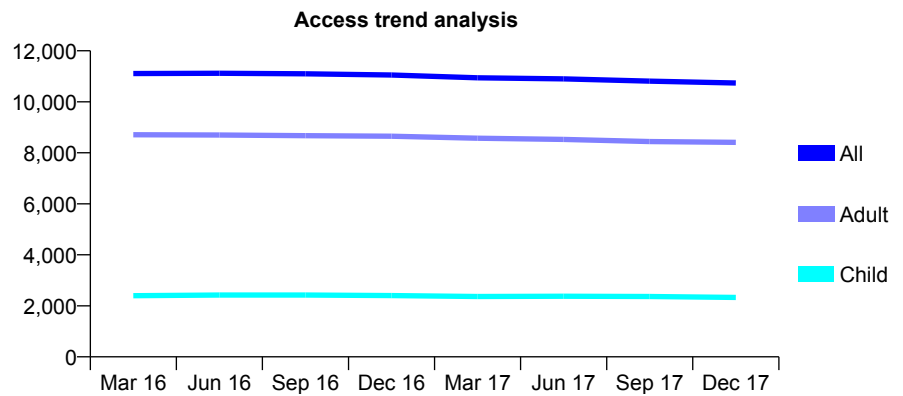
## 7A1 - Vital Signs At a Glance Contract Report for 193216/0001 - December 2017

Name or company name	Ruthin Dental
Contract type name	GDS Contract
Purpose of contract	General and Orthodontic
Contract start date	01/04/2013
Contract end date	

17/18 Contracted general activity (UDA)	31,545
Carry forward general activity (UDA)	0
17/18 Contracted orthodontic activity (UOA)	481
Carry forward orthodontic activity (UOA)	0
Baseline contract value	£837,168.08

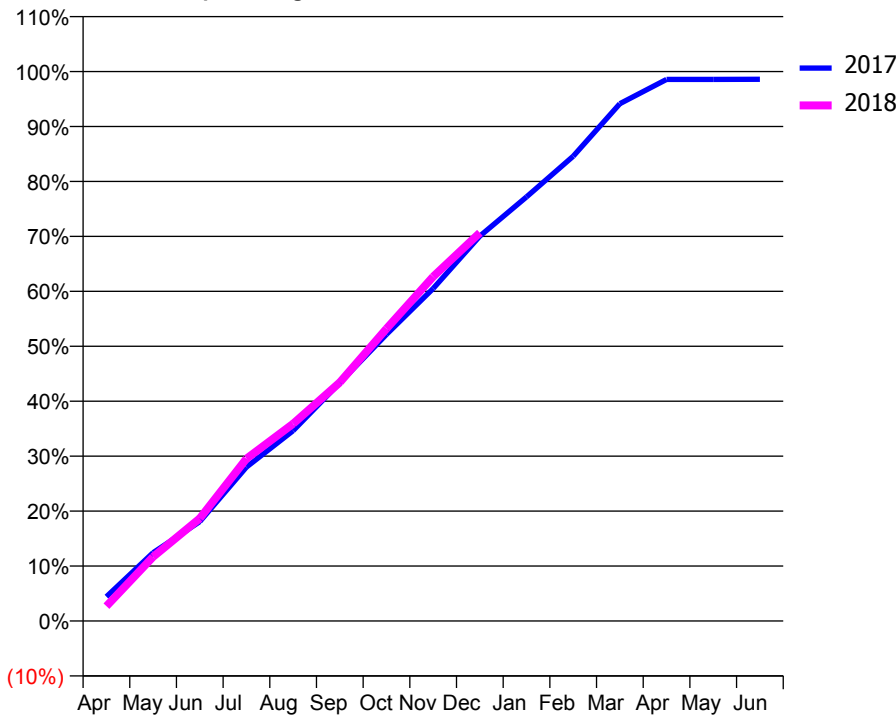
### ACCESS\*

Patients seen in 24 months	Total	Change since previous quarter
Quarter ending December 2016	11,053	
Quarter ending March 2017	10,939	↓
Quarter ending June 2017	10,900	→
Quarter ending September 2017	10,811	→
Quarter ending December 2017	10,739	→
<b>Variance since December 2016</b>	<b>(2.8%)</b>	<b>↓</b>



### ACTIVITY

**Cumulative percentage of contracted UDA delivered 2017 & 2018**



Month	Adjusted Scheduled Activity (UDA)	
	2017	2018
April	1,414	857
May	3,976	3,684
June	5,790	5,891
July	8,968	9,317
August	11,085	11,326
September	13,872	13,696
October	16,689	16,786
November	19,367	19,773
December	22,414	22,287
January	24,701	
February	27,069	
March	30,129	
April	31,542	
May	31,542	
June	31,545	

### QUALITY

	Quantity	Base Number	Contract	LHB	Wales
% of FP17s for the same patient ID Re-attending within 3 months - Children	172	2,819	6.1%	8.0%	11.0%
% of FP17s for the same patient ID Re-attending within 3 months - Adults	1,340	9,614	13.9%	13.7%	16.1%
% of FP17s for the same patient ID Re-attending between 3 & 9 months - Children	1,818	2,819	64.5%	58.5%	58.9%
% of FP17s for the same patient ID Re-attending between 3 & 9 months - Adults	5,460	9,614	56.8%	53.9%	55.2%
% of FP17s for Band 1 Urgent Courses	640	11,709	5.5%	8.3%	9.0%
% of FP17s Relating to Free Repair or Replacements	82	11,709	0.7%	0.8%	0.7%
% of FP17s Relating to Continuations	104	11,709	0.9%	0.9%	0.8%
% of Patients satisfied with the dentistry they have received	40	42	95.2%	91.9%	91.9%
% of Patients satisfied with the time they had to wait for an appointment	39	42	92.9%	87.7%	87.9%

\* This is based on patients treated on this contract for their most recent course of treatment. Figures in italics indicate the base number of FP17s or Patient Questionnaire responses are less than 100. N/A is shown where the base number of responses is less than 10 during the period. % is calculated as Quantity/Base number\*100

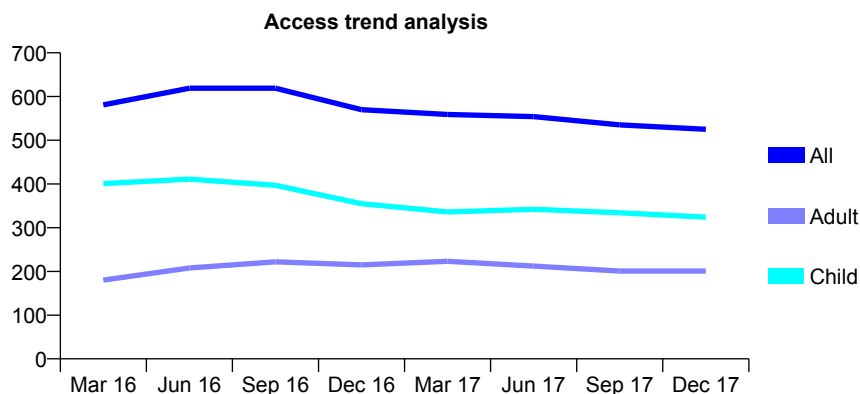
## 7A1 - Vital Signs At a Glance Contract Report for 196991/0001 - December 2017

Name or company name	Miss C Smith
Contract type name	GDS Contract
Purpose of contract	General
Contract start date	01/04/2015
Contract end date	

17/18 Contracted general activity (UDA)	1,320
Carry forward general activity (UDA)	-1
17/18 Contracted orthodontic activity (UOA)	0
Carry forward orthodontic activity (UOA)	0
Baseline contract value	£33,199.43

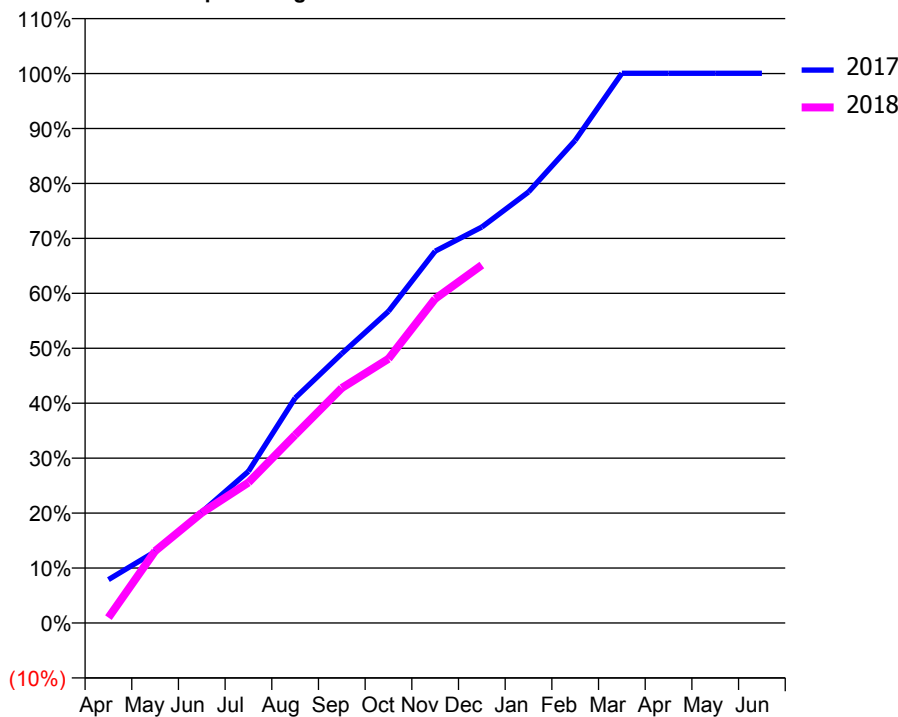
### ACCESS\*

Patients seen in 24 months	Total	Change since previous quarter
Quarter ending December 2016	570	
Quarter ending March 2017	559	↓
Quarter ending June 2017	554	→
Quarter ending September 2017	535	↓
Quarter ending December 2017	525	↓
<b>Variance since December 2016</b>	<b>(7.9%)</b>	<b>↓</b>



### ACTIVITY

Cumulative percentage of contracted UDA delivered 2017 & 2018



Month	Adjusted Scheduled Activity (UDA)	
	2017	2018
April	104	13
May	171	173
June	267	265
July	364	338
August	540	452
September	647	565
October	749	635
November	893	779
December	951	860
January	1,035	
February	1,159	
March	1,321	
April	1,321	
May	1,321	
June	1,321	

### QUALITY

	Quantity	Base Number	Contract	LHB	Wales
% of FP17s for the same patient ID Re-attending within 3 months - Children	9	406	2.2%	8.0%	11.0%
% of FP17s for the same patient ID Re-attending within 3 months - Adults	10	164	6.1%	13.7%	16.1%
% of FP17s for the same patient ID Re-attending between 3 & 9 months - Children	266	406	65.5%	58.5%	58.9%
% of FP17s for the same patient ID Re-attending between 3 & 9 months - Adults	106	164	64.6%	53.9%	55.2%
% of FP17s for Band 1 Urgent Courses	25	570	4.4%	8.3%	9.0%
% of FP17s Relating to Free Repair or Replacements	0	570	0.0%	0.8%	0.7%
% of FP17s Relating to Continuations	0	570	0.0%	0.9%	0.8%
% of Patients satisfied with the dentistry they have received	1	1	N/A	91.9%	91.9%
% of Patients satisfied with the time they had to wait for an appointment	1	1	N/A	87.7%	87.9%

\* This is based on patients treated on this contract for their most recent course of treatment. Figures in italics indicate the base number of FP17s or Patient Questionnaire responses are less than 100. N/A is shown where the base number of responses is less than 10 during the period. % is calculated as Quantity/Base number\*100

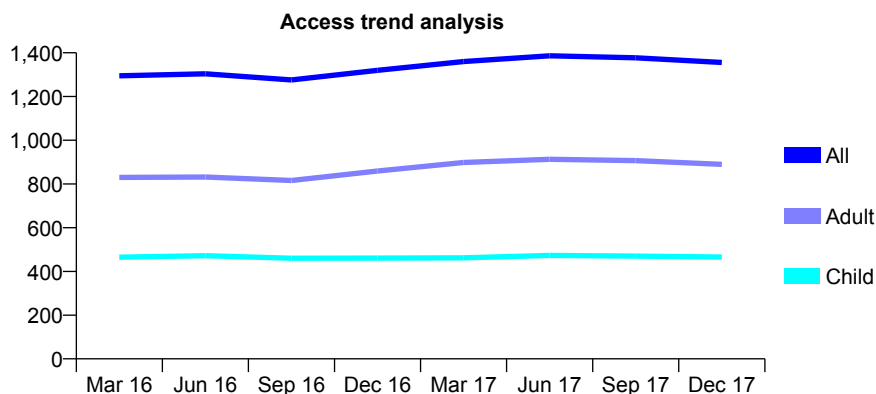
## 7A1 - Vital Signs At a Glance Contract Report for 197041/0001 - December 2017

Name or company name	Belmont House
Contract type name	GDS Contract
Purpose of contract	General
Contract start date	01/05/2008
Contract end date	

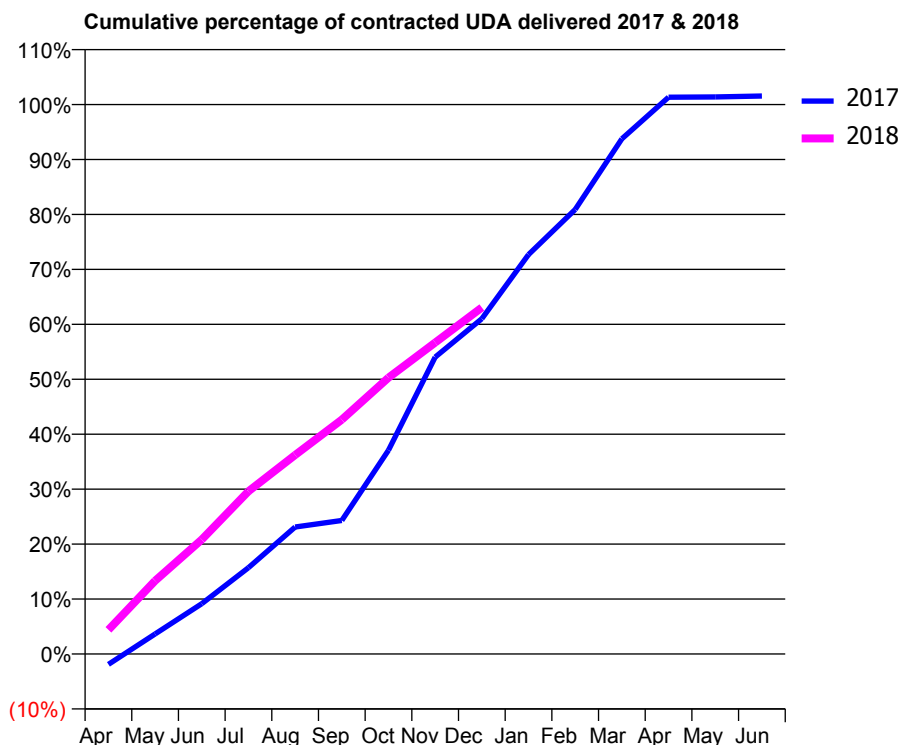
17/18 Contracted general activity (UDA)	3,846
Carry forward general activity (UDA)	-60
17/18 Contracted orthodontic activity (UOA)	0
Carry forward orthodontic activity (UOA)	0
Baseline contract value	£115,875.84

### ACCESS\*

Patients seen in 24 months	Total	Change since previous quarter
Quarter ending December 2016	1,320	
Quarter ending March 2017	1,360	↑
Quarter ending June 2017	1,386	→
Quarter ending September 2017	1,377	→
Quarter ending December 2017	1,356	↓
<b>Variance since December 2016</b>	<b>2.7%</b>	<b>↑</b>



### ACTIVITY



Month	Adjusted Scheduled Activity (UDA)	
	2017	2018
April	-73	169
May	140	512
June	352	801
July	605	1,139
August	889	1,393
September	935	1,640
October	1,427	1,934
November	2,078	2,180
December	2,347	2,425
January	2,796	
February	3,112	
March	3,606	
April	3,897	
May	3,899	
June	3,906	

### QUALITY

	Quantity	Base Number	Contract	LHB	Wales
% of FP17s for the same patient ID Re-attending within 3 months - Children	19	563	3.4%	8.0%	11.0%
% of FP17s for the same patient ID Re-attending within 3 months - Adults	93	1,008	9.2%	13.7%	16.1%
% of FP17s for the same patient ID Re-attending between 3 & 9 months - Children	421	563	74.8%	58.5%	58.9%
% of FP17s for the same patient ID Re-attending between 3 & 9 months - Adults	695	1,008	68.9%	53.9%	55.2%
% of FP17s for Band 1 Urgent Courses	22	1,442	1.5%	8.3%	9.0%
% of FP17s Relating to Free Repair or Replacements	4	1,442	0.3%	0.8%	0.7%
% of FP17s Relating to Continuations	9	1,442	0.6%	0.9%	0.8%
% of Patients satisfied with the dentistry they have received	6	6	N/A	91.9%	91.9%
% of Patients satisfied with the time they had to wait for an appointment	5	6	N/A	87.7%	87.9%

\* This is based on patients treated on this contract for their most recent course of treatment. Figures in italics indicate the base number of FP17s or Patient Questionnaire responses are less than 100. N/A is shown where the base number of responses is less than 10 during the period. % is calculated as Quantity/Base number\*100

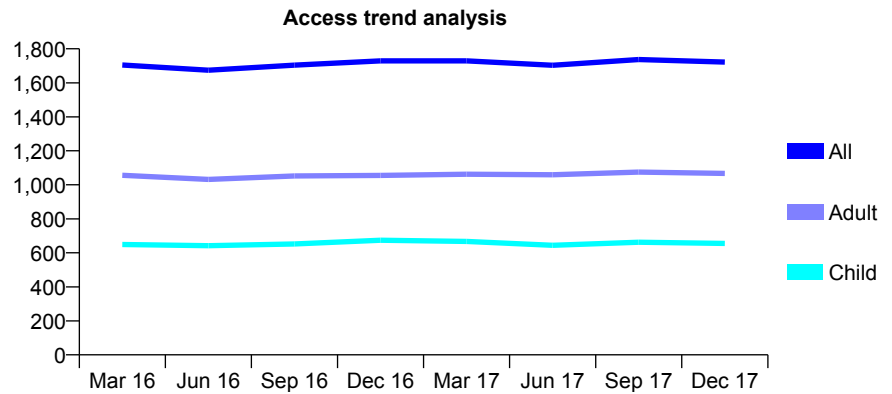
## 7A1 - Vital Signs At a Glance Contract Report for 199818/0001 - December 2017

Name or company name	Mr G Turner & Mr R Davies
Contract type name	GDS Contract
Purpose of contract	General
Contract start date	01/04/2009
Contract end date	

17/18 Contracted general activity (UDA)	5,000
Carry forward general activity (UDA)	220
17/18 Contracted orthodontic activity (UOA)	0
Carry forward orthodontic activity (UOA)	0
Baseline contract value	£120,952.39

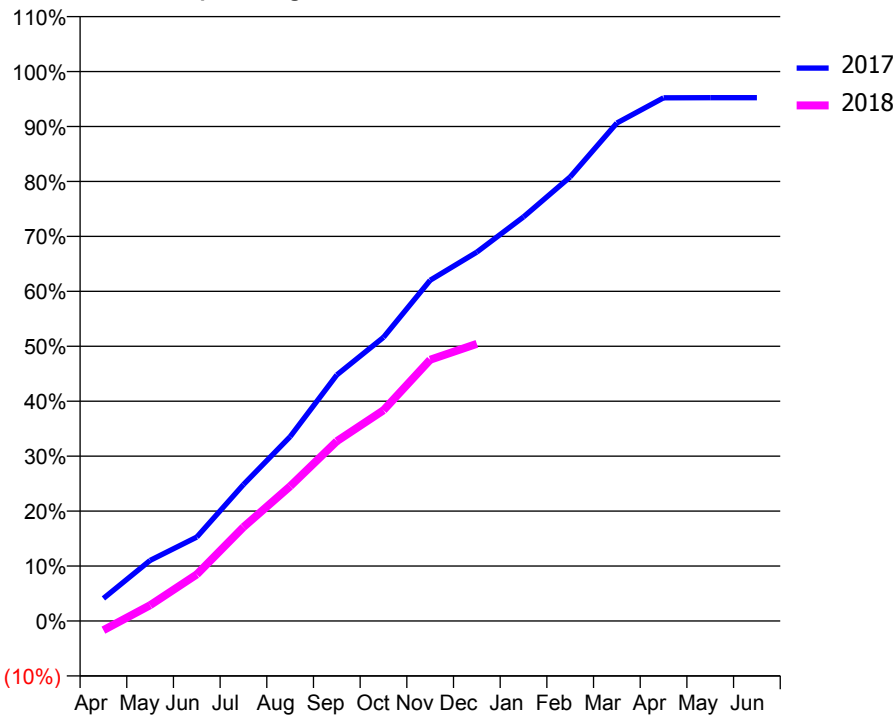
### ACCESS\*

Patients seen in 24 months	Total	Change since previous quarter
Quarter ending December 2016	1,729	
Quarter ending March 2017	1,729	→
Quarter ending June 2017	1,703	↓
Quarter ending September 2017	1,737	→
Quarter ending December 2017	1,722	→
<b>Variance since December 2016</b>	<b>(0.4%)</b>	<b>→</b>



### ACTIVITY

Cumulative percentage of contracted UDA delivered 2017 & 2018



Month	Adjusted Scheduled Activity (UDA)	
	2017	2018
April	189	-84
May	507	144
June	703	424
July	1,143	855
August	1,543	1,226
September	2,061	1,636
October	2,375	1,918
November	2,853	2,378
December	3,088	2,522
January	3,383	
February	3,718	
March	4,168	
April	4,379	
May	4,380	
June	4,380	

### QUALITY

	Quantity	Base Number	Contract	LHB	Wales
% of FP17s for the same patient ID Re-attending within 3 months - Children	30	800	3.8%	8.0%	11.0%
% of FP17s for the same patient ID Re-attending within 3 months - Adults	115	1,165	9.9%	13.7%	16.1%
% of FP17s for the same patient ID Re-attending between 3 & 9 months - Children	561	800	70.1%	58.5%	58.9%
% of FP17s for the same patient ID Re-attending between 3 & 9 months - Adults	801	1,165	68.8%	53.9%	55.2%
% of FP17s for Band 1 Urgent Courses	57	1,848	3.1%	8.3%	9.0%
% of FP17s Relating to Free Repair or Replacements	13	1,848	0.7%	0.8%	0.7%
% of FP17s Relating to Continuations	14	1,848	0.8%	0.9%	0.8%
% of Patients satisfied with the dentistry they have received	5	6	N/A	91.9%	91.9%
% of Patients satisfied with the time they had to wait for an appointment	4	6	N/A	87.7%	87.9%

\* This is based on patients treated on this contract for their most recent course of treatment. Figures in italics indicate the base number of FP17s or Patient Questionnaire responses are less than 100. N/A is shown where the base number of responses is less than 10 during the period. % is calculated as Quantity/Base number\*100



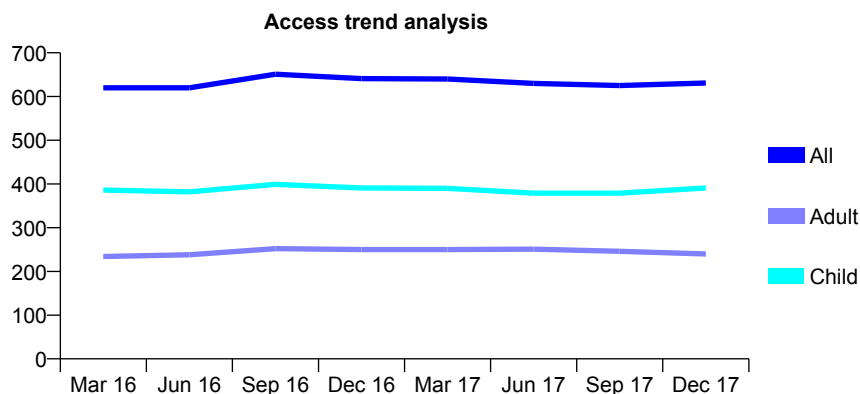
## 7A1 - Vital Signs At a Glance Contract Report for 206229/0003 - December 2017

Name or company name	MR N FRANCIS
Contract type name	GDS Contract
Purpose of contract	General
Contract start date	21/10/2014
Contract end date	

17/18 Contracted general activity (UDA)	1,714
Carry forward general activity (UDA)	-10
17/18 Contracted orthodontic activity (UOA)	0
Carry forward orthodontic activity (UOA)	0
Baseline contract value	£41,862.01

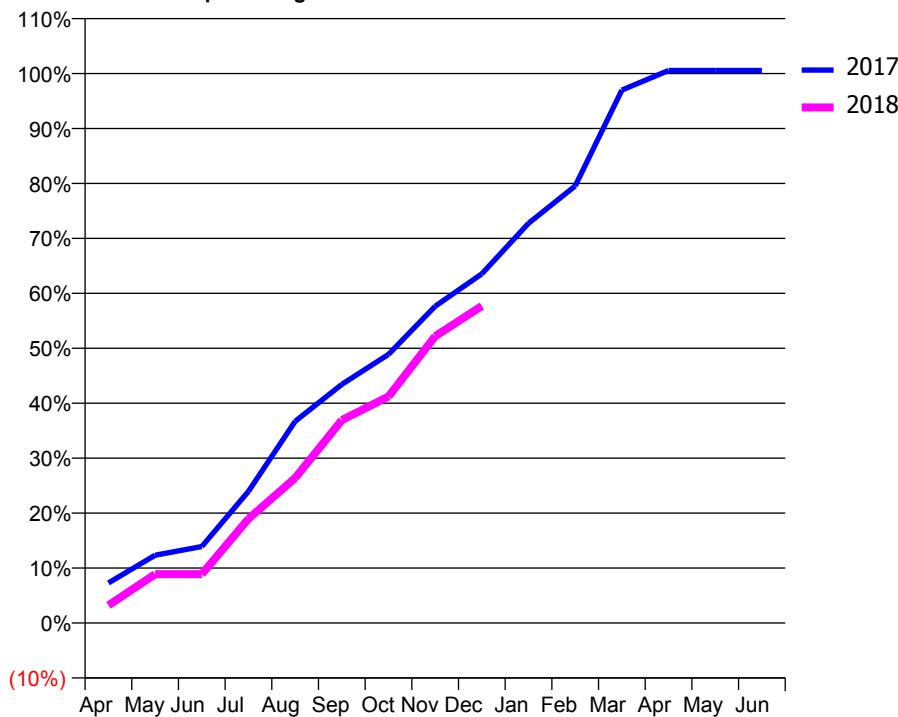
### ACCESS\*

Patients seen in 24 months	Total	Change since previous quarter
Quarter ending December 2016	641	
Quarter ending March 2017	640	→
Quarter ending June 2017	630	↓
Quarter ending September 2017	625	→
Quarter ending December 2017	631	→
<b>Variance since December 2016</b>	<b>(1.6%)</b>	<b>↓</b>



### ACTIVITY

Cumulative percentage of contracted UDA delivered 2017 & 2018



Month	Adjusted Scheduled Activity (UDA)	
	2017	2018
April	125	55
May	212	153
June	239	153
July	411	325
August	629	452
September	744	633
October	838	706
November	988	895
December	1,089	989
January	1,247	
February	1,363	
March	1,662	
April	1,724	
May	1,724	
June	1,724	

### QUALITY

	Quantity	Base Number	Contract	LHB	Wales
% of FP17s for the same patient ID Re-attending within 3 months - Children	24	499	4.8%	8.0%	11.0%
% of FP17s for the same patient ID Re-attending within 3 months - Adults	14	215	6.5%	13.7%	16.1%
% of FP17s for the same patient ID Re-attending between 3 & 9 months - Children	383	499	76.8%	58.5%	58.9%
% of FP17s for the same patient ID Re-attending between 3 & 9 months - Adults	157	215	73.0%	53.9%	55.2%
% of FP17s for Band 1 Urgent Courses	15	674	2.2%	8.3%	9.0%
% of FP17s Relating to Free Repair or Replacements	0	674	0.0%	0.8%	0.7%
% of FP17s Relating to Continuations	0	674	0.0%	0.9%	0.8%
% of Patients satisfied with the dentistry they have received	0	0	N/A	91.9%	91.9%
% of Patients satisfied with the time they had to wait for an appointment	0	0	N/A	87.7%	87.9%

\* This is based on patients treated on this contract for their most recent course of treatment. Figures in italics indicate the base number of FP17s or Patient Questionnaire responses are less than 100. N/A is shown where the base number of responses is less than 10 during the period. % is calculated as Quantity/Base number\*100

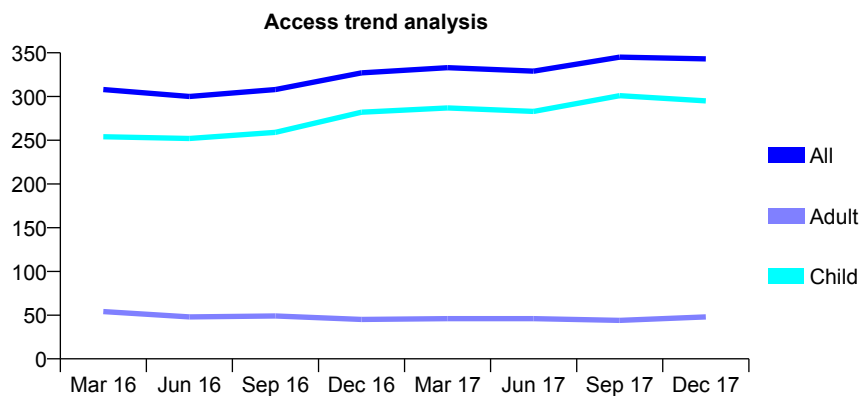
## 7A1 - Vital Signs At a Glance Contract Report for 219002/0001 - December 2017

Name or company name	MRS KJ PEARCE
Contract type name	GDS Contract
Purpose of contract	General
Contract start date	01/04/2006
Contract end date	

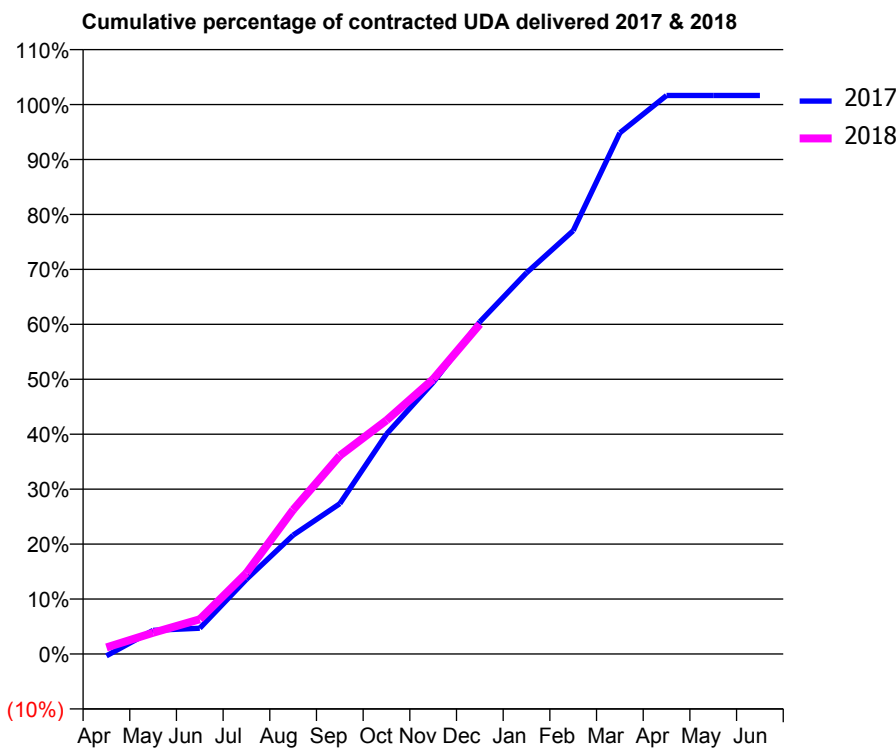
17/18 Contracted general activity (UDA)	750
Carry forward general activity (UDA)	-9
17/18 Contracted orthodontic activity (UOA)	0
Carry forward orthodontic activity (UOA)	0
Baseline contract value	£18,333.27

### ACCESS\*

Patients seen in 24 months	Total	Change since previous quarter
Quarter ending December 2016	327	
Quarter ending March 2017	333	→
Quarter ending June 2017	329	↓
Quarter ending September 2017	345	↑
Quarter ending December 2017	343	→
<b>Variance since December 2016</b>	<b>4.9%</b>	<b>↑</b>



### ACTIVITY



Month	Adjusted Scheduled Activity (UDA)	
	2017	2018
April	-2	9
May	24	29
June	26	47
July	76	111
August	122	197
September	154	271
October	225	319
November	278	375
December	340	450
January	390	
February	433	
March	533	
April	571	
May	571	
June	571	

### QUALITY

	Quantity	Base Number	Contract	LHB	Wales
% of FP17s for the same patient ID Re-attending within 3 months - Children	23	315	7.3%	8.0%	11.0%
% of FP17s for the same patient ID Re-attending within 3 months - Adults	0	14	0.0%	13.7%	16.1%
% of FP17s for the same patient ID Re-attending between 3 & 9 months - Children	152	315	48.3%	58.5%	58.9%
% of FP17s for the same patient ID Re-attending between 3 & 9 months - Adults	5	14	35.7%	53.9%	55.2%
% of FP17s for Band 1 Urgent Courses	6	298	2.0%	8.3%	9.0%
% of FP17s Relating to Free Repair or Replacements	0	298	0.0%	0.8%	0.7%
% of FP17s Relating to Continuations	2	298	0.7%	0.9%	0.8%
% of Patients satisfied with the dentistry they have received	0	0	N/A	91.9%	91.9%
% of Patients satisfied with the time they had to wait for an appointment	0	0	N/A	87.7%	87.9%

\* This is based on patients treated on this contract for their most recent course of treatment. Figures in italics indicate the base number of FP17s or Patient Questionnaire responses are less than 100. N/A is shown where the base number of responses is less than 10 during the period. % is calculated as Quantity/Base number\*100

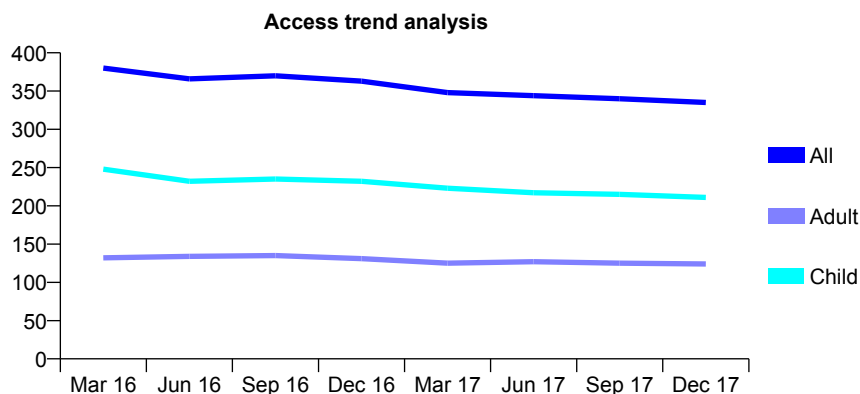
## 7A1 - Vital Signs At a Glance Contract Report for 221090/0001 - December 2017

Name or company name	MR CR ANDRADE
Contract type name	GDS Contract
Purpose of contract	General
Contract start date	01/04/2006
Contract end date	

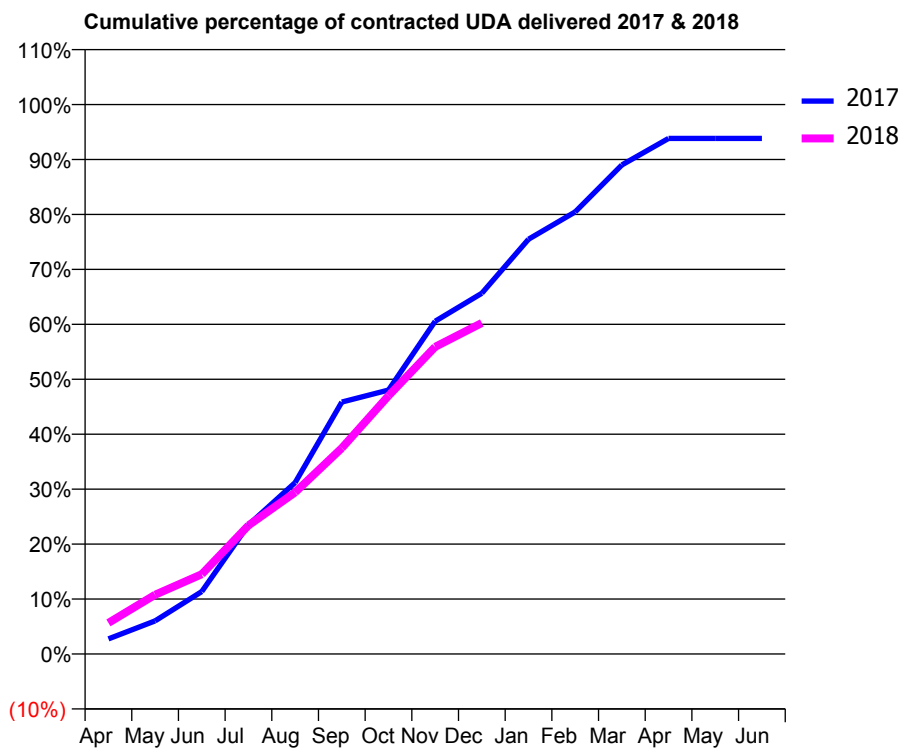
17/18 Contracted general activity (UDA)	833
Carry forward general activity (UDA)	0
17/18 Contracted orthodontic activity (UOA)	0
Carry forward orthodontic activity (UOA)	0
Baseline contract value	£18,861.20

### ACCESS\*

Patients seen in 24 months	Total	Change since previous quarter
Quarter ending December 2016	363	
Quarter ending March 2017	348	↓
Quarter ending June 2017	344	↓
Quarter ending September 2017	340	↓
Quarter ending December 2017	335	↓
<b>Variance since December 2016</b>	<b>(7.7%)</b>	<b>↓</b>



### ACTIVITY



Month	Adjusted Scheduled Activity (UDA)	
	2017	2018
April	23	47
May	50	90
June	95	121
July	196	195
August	260	245
September	382	312
October	400	391
November	504	466
December	547	502
January	629	
February	670	
March	741	
April	782	
May	782	
June	782	

### QUALITY

	Quantity	Base Number	Contract	LHB	Wales
% of FP17s for the same patient ID Re-attending within 3 months - Children	16	235	6.8%	8.0%	11.0%
% of FP17s for the same patient ID Re-attending within 3 months - Adults	8	91	8.8%	13.7%	16.1%
% of FP17s for the same patient ID Re-attending between 3 & 9 months - Children	149	235	63.4%	58.5%	58.9%
% of FP17s for the same patient ID Re-attending between 3 & 9 months - Adults	45	91	49.5%	53.9%	55.2%
% of FP17s for Band 1 Urgent Courses	9	302	3.0%	8.3%	9.0%
% of FP17s Relating to Free Repair or Replacements	0	302	0.0%	0.8%	0.7%
% of FP17s Relating to Continuations	8	302	2.6%	0.9%	0.8%
% of Patients satisfied with the dentistry they have received	4	4	N/A	91.9%	91.9%
% of Patients satisfied with the time they had to wait for an appointment	4	4	N/A	87.7%	87.9%

\* This is based on patients treated on this contract for their most recent course of treatment. Figures in italics indicate the base number of FP17s or Patient Questionnaire responses are less than 100. N/A is shown where the base number of responses is less than 10 during the period. % is calculated as Quantity/Base number\*100

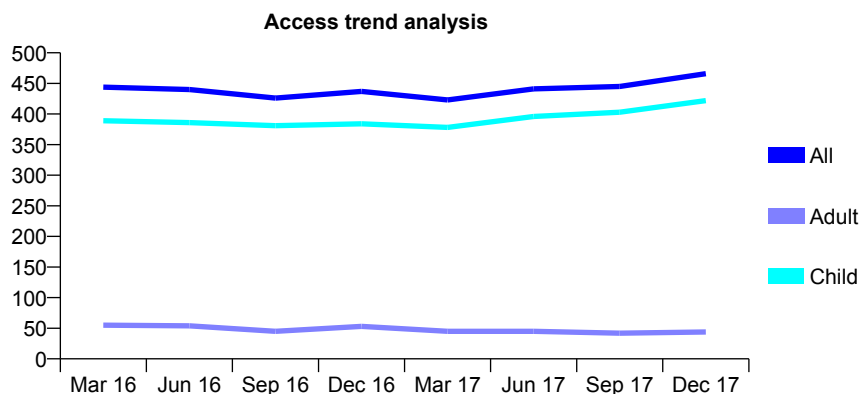
## 7A1 - Vital Signs At a Glance Contract Report for 231495/0001 - December 2017

Name or company name	MISS EV GRIFFITH
Contract type name	GDS Contract
Purpose of contract	General
Contract start date	01/04/2006
Contract end date	

17/18 Contracted general activity (UDA)	875
Carry forward general activity (UDA)	0
17/18 Contracted orthodontic activity (UOA)	0
Carry forward orthodontic activity (UOA)	0
Baseline contract value	£21,203.35

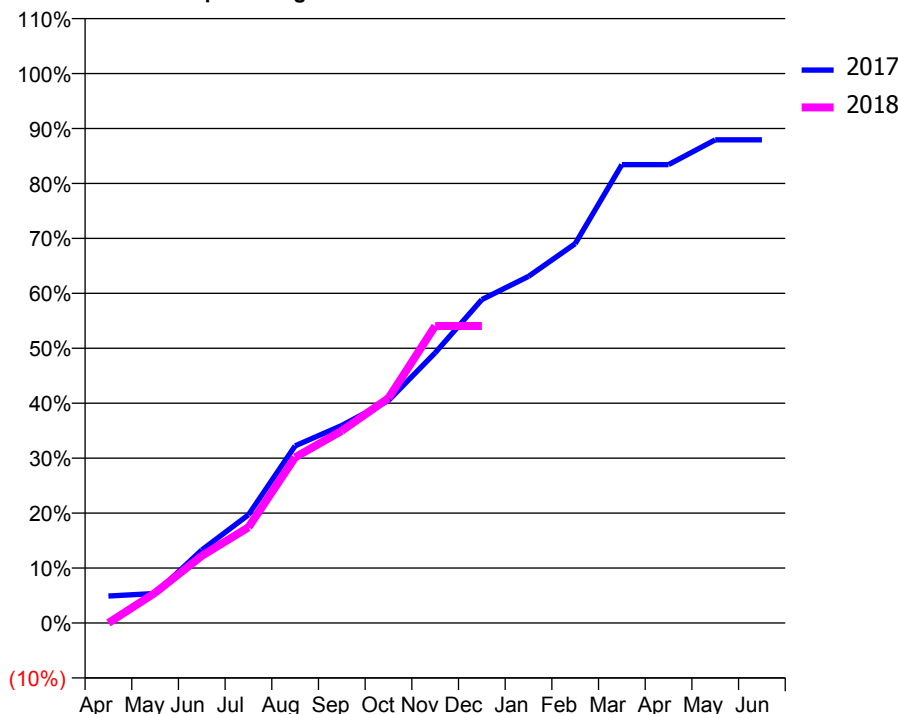
### ACCESS\*

Patients seen in 24 months	Total	Change since previous quarter
Quarter ending December 2016	437	
Quarter ending March 2017	423	↓
Quarter ending June 2017	441	↑
Quarter ending September 2017	445	→
Quarter ending December 2017	466	↑
<b>Variance since December 2016</b>	6.6%	↑



### ACTIVITY

Cumulative percentage of contracted UDA delivered 2017 & 2018



Month	Adjusted Scheduled Activity (UDA)	
	2017	2018
April	43	0
May	47	48
June	116	107
July	172	152
August	282	264
September	315	306
October	354	358
November	430	473
December	515	473
January	552	
February	604	
March	730	
April	730	
May	769	
June	769	

### QUALITY

	Quantity	Base Number	Contract	LHB	Wales
% of FP17s for the same patient ID Re-attending within 3 months - Children	15	385	3.9%	8.0%	11.0%
% of FP17s for the same patient ID Re-attending within 3 months - Adults	0	0	N/A	13.7%	16.1%
% of FP17s for the same patient ID Re-attending between 3 & 9 months - Children	203	385	52.7%	58.5%	58.9%
% of FP17s for the same patient ID Re-attending between 3 & 9 months - Adults	0	0	N/A	53.9%	55.2%
% of FP17s for Band 1 Urgent Courses	15	358	4.2%	8.3%	9.0%
% of FP17s Relating to Free Repair or Replacements	0	358	0.0%	0.8%	0.7%
% of FP17s Relating to Continuations	0	358	0.0%	0.9%	0.8%
% of Patients satisfied with the dentistry they have received	2	2	N/A	91.9%	91.9%
% of Patients satisfied with the time they had to wait for an appointment	2	2	N/A	87.7%	87.9%

\* This is based on patients treated on this contract for their most recent course of treatment. Figures in italics indicate the base number of FP17s or Patient Questionnaire responses are less than 100. N/A is shown where the base number of responses is less than 10 during the period. % is calculated as Quantity/Base number\*100

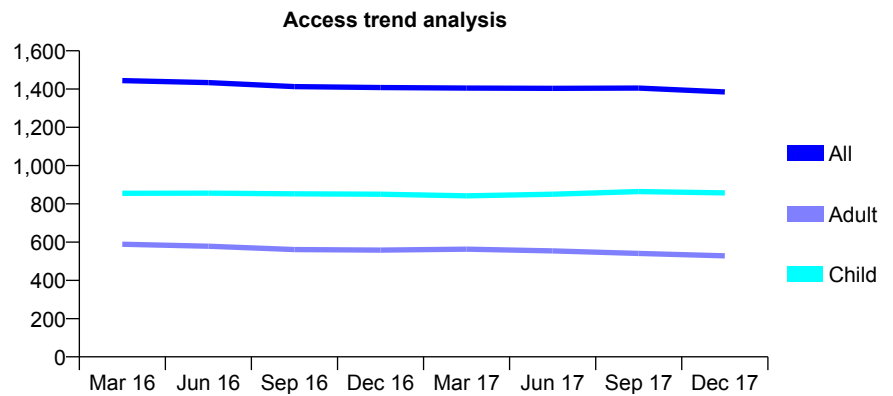
## 7A1 - Vital Signs At a Glance Contract Report for 231517/0001 - December 2017

Name or company name	MRS DV MARSHALL
Contract type name	GDS Contract
Purpose of contract	General
Contract start date	01/04/2006
Contract end date	

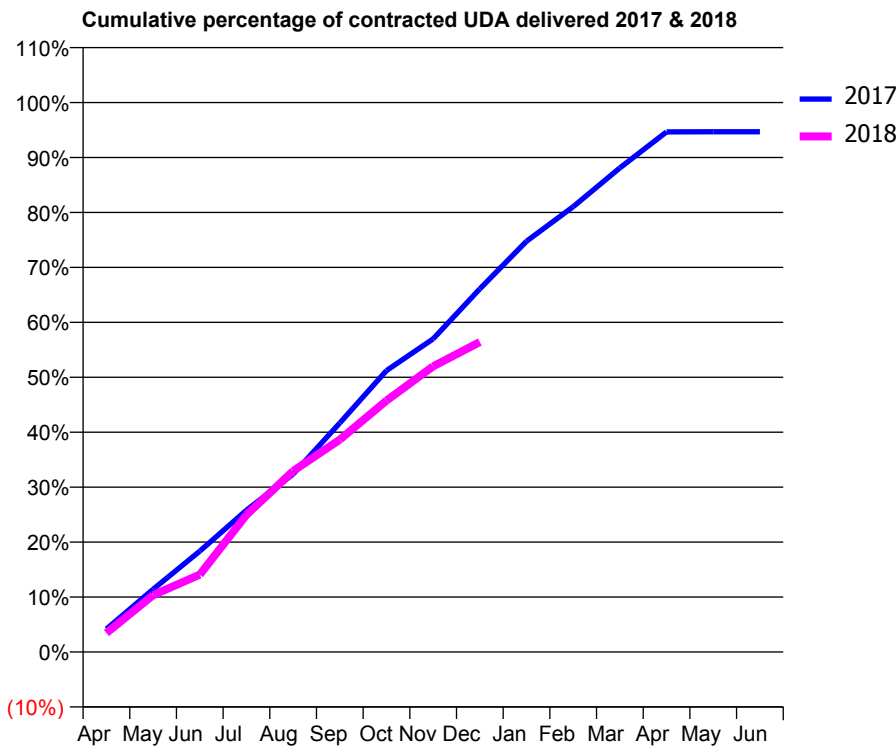
17/18 Contracted general activity (UDA)	3,920
Carry forward general activity (UDA)	0
17/18 Contracted orthodontic activity (UOA)	0
Carry forward orthodontic activity (UOA)	0
Baseline contract value	£98,592.23

### ACCESS\*

Patients seen in 24 months	Total	Change since previous quarter
Quarter ending December 2016	1,408	
Quarter ending March 2017	1,405	→
Quarter ending June 2017	1,404	→
Quarter ending September 2017	1,405	→
Quarter ending December 2017	1,385	↓
<b>Variance since December 2016</b>	<b>(1.6%)</b>	<b>↓</b>



### ACTIVITY



Month	Adjusted Scheduled Activity (UDA)	
	2017	2018
April	164	136
May	448	406
June	720	552
July	1,012	978
August	1,270	1,291
September	1,634	1,515
October	2,008	1,793
November	2,234	2,038
December	2,591	2,212
January	2,930	
February	3,177	
March	3,454	
April	3,710	
May	3,711	
June	3,711	

### QUALITY

	Quantity	Base Number	Contract	LHB	Wales
% of FP17s for the same patient ID Re-attending within 3 months - Children	116	926	12.5%	8.0%	11.0%
% of FP17s for the same patient ID Re-attending within 3 months - Adults	110	557	19.7%	13.7%	16.1%
% of FP17s for the same patient ID Re-attending between 3 & 9 months - Children	503	926	54.3%	58.5%	58.9%
% of FP17s for the same patient ID Re-attending between 3 & 9 months - Adults	337	557	60.5%	53.9%	55.2%
% of FP17s for Band 1 Urgent Courses	84	1,341	6.3%	8.3%	9.0%
% of FP17s Relating to Free Repair or Replacements	16	1,341	1.2%	0.8%	0.7%
% of FP17s Relating to Continuations	7	1,341	0.5%	0.9%	0.8%
% of Patients satisfied with the dentistry they have received	4	4	N/A	91.9%	91.9%
% of Patients satisfied with the time they had to wait for an appointment	4	4	N/A	87.7%	87.9%

\* This is based on patients treated on this contract for their most recent course of treatment. Figures in italics indicate the base number of FP17s or Patient Questionnaire responses are less than 100. N/A is shown where the base number of responses is less than 10 during the period. % is calculated as Quantity/Base number\*100

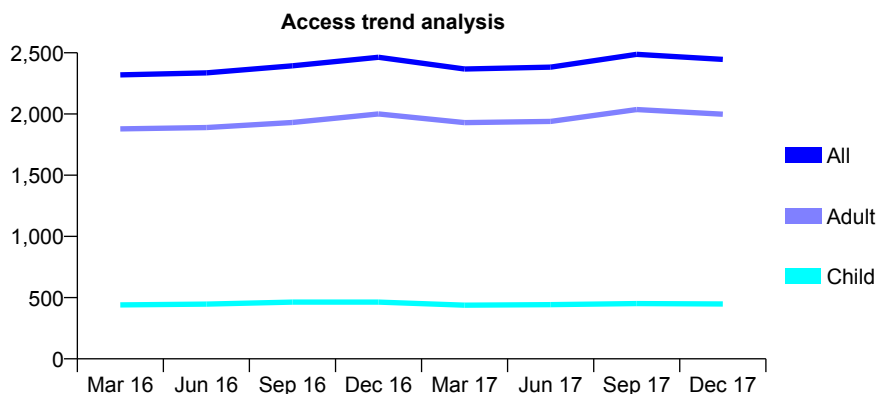
## 7A1 - Vital Signs At a Glance Contract Report for 234087/0001 - December 2017

Name or company name	MR TJ BEGGS
Contract type name	GDS Contract
Purpose of contract	General
Contract start date	01/04/2006
Contract end date	

17/18 Contracted general activity (UDA)	6,567
Carry forward general activity (UDA)	-328
17/18 Contracted orthodontic activity (UOA)	0
Carry forward orthodontic activity (UOA)	0
Baseline contract value	£205,059.81

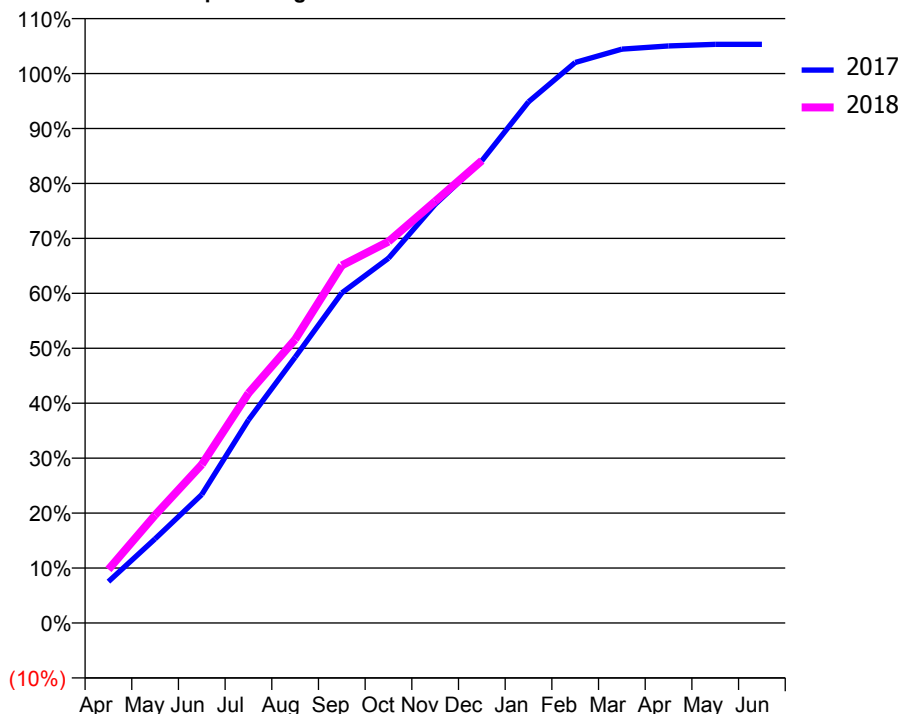
### ACCESS\*

Patients seen in 24 months	Total	Change since previous quarter
Quarter ending December 2016	2,463	
Quarter ending March 2017	2,368	↓
Quarter ending June 2017	2,383	→
Quarter ending September 2017	2,488	↑
Quarter ending December 2017	2,446	↓
<b>Variance since December 2016</b>	<b>(0.7%)</b>	→



### ACTIVITY

Cumulative percentage of contracted UDA delivered 2017 & 2018



Month	Adjusted Scheduled Activity (UDA)	
	2017	2018
April	495	640
May	1,006	1,290
June	1,535	1,895
July	2,426	2,746
August	3,177	3,388
September	3,944	4,274
October	4,359	4,559
November	5,002	5,040
December	5,524	5,526
January	6,229	
February	6,699	
March	6,859	
April	6,897	
May	6,916	
June	6,916	

### QUALITY

	Quantity	Base Number	Contract	LHB	Wales
% of FP17s for the same patient ID Re-attending within 3 months - Children	21	428	4.9%	8.0%	11.0%
% of FP17s for the same patient ID Re-attending within 3 months - Adults	255	1,911	13.3%	13.7%	16.1%
% of FP17s for the same patient ID Re-attending between 3 & 9 months - Children	156	428	36.4%	58.5%	58.9%
% of FP17s for the same patient ID Re-attending between 3 & 9 months - Adults	764	1,911	40.0%	53.9%	55.2%
% of FP17s for Band 1 Urgent Courses	235	2,311	10.2%	8.3%	9.0%
% of FP17s Relating to Free Repair or Replacements	43	2,311	1.9%	0.8%	0.7%
% of FP17s Relating to Continuations	34	2,311	1.5%	0.9%	0.8%
% of Patients satisfied with the dentistry they have received	10	10	100.0%	91.9%	91.9%
% of Patients satisfied with the time they had to wait for an appointment	10	10	100.0%	87.7%	87.9%

\* This is based on patients treated on this contract for their most recent course of treatment. Figures in italics indicate the base number of FP17s or Patient Questionnaire responses are less than 100. N/A is shown where the base number of responses is less than 10 during the period. % is calculated as Quantity/Base number\*100

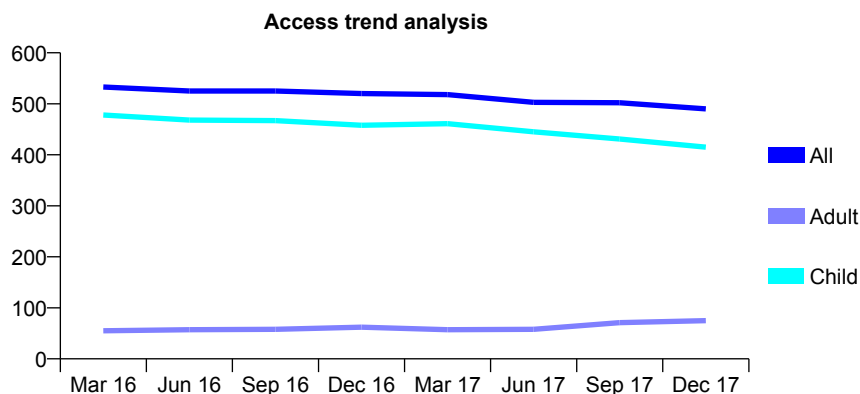
## 7A1 - Vital Signs At a Glance Contract Report for 238538/0001 - December 2017

Name or company name	MISS JM HARRINGTON
Contract type name	GDS Contract
Purpose of contract	General
Contract start date	01/04/2006
Contract end date	

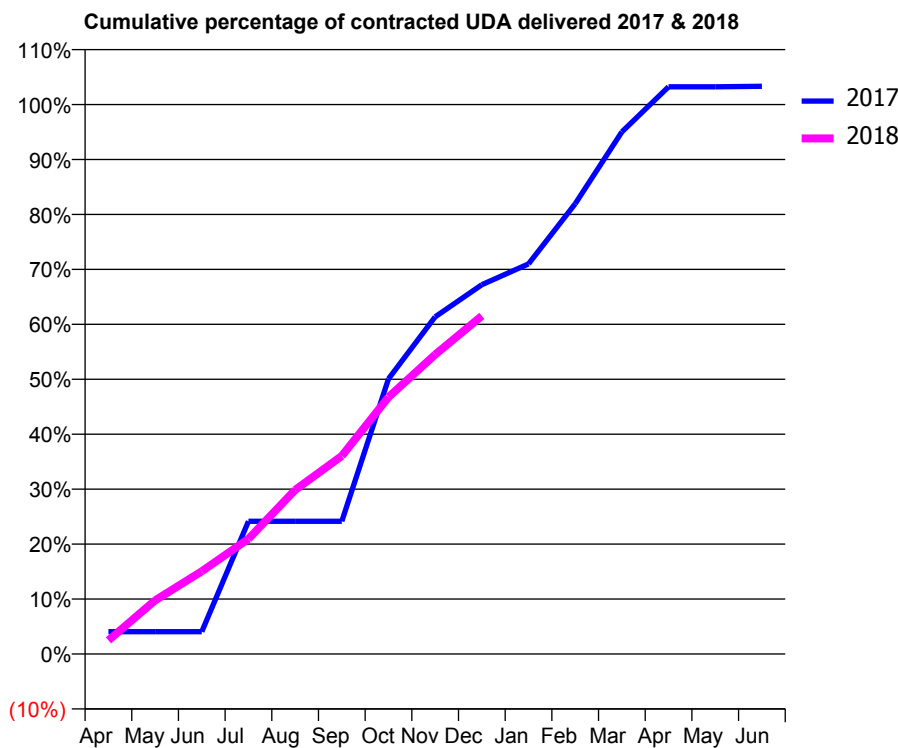
17/18 Contracted general activity (UDA)	1,283
Carry forward general activity (UDA)	-32
17/18 Contracted orthodontic activity (UOA)	0
Carry forward orthodontic activity (UOA)	0
Baseline contract value	£33,744.39

### ACCESS\*

Patients seen in 24 months	Total	Change since previous quarter
Quarter ending December 2016	520	
Quarter ending March 2017	518	→
Quarter ending June 2017	503	↓
Quarter ending September 2017	502	→
Quarter ending December 2017	490	↓
<b>Variance since December 2016</b>	<b>(5.8%)</b>	<b>↓</b>



### ACTIVITY



Month	Adjusted Scheduled Activity (UDA)	
	2017	2018
April	52	32
May	52	125
June	52	193
July	310	269
August	310	383
September	310	463
October	643	600
November	787	699
December	862	789
January	911	
February	1,051	
March	1,219	
April	1,324	
May	1,324	
June	1,325	

### QUALITY

	Quantity	Base Number	Contract	LHB	Wales
% of FP17s for the same patient ID Re-attending within 3 months - Children	47	538	8.7%	8.0%	11.0%
% of FP17s for the same patient ID Re-attending within 3 months - Adults	0	14	0.0%	13.7%	16.1%
% of FP17s for the same patient ID Re-attending between 3 & 9 months - Children	321	538	59.7%	58.5%	58.9%
% of FP17s for the same patient ID Re-attending between 3 & 9 months - Adults	0	14	0.0%	53.9%	55.2%
% of FP17s for Band 1 Urgent Courses	27	495	5.5%	8.3%	9.0%
% of FP17s Relating to Free Repair or Replacements	0	495	0.0%	0.8%	0.7%
% of FP17s Relating to Continuations	0	495	0.0%	0.9%	0.8%
% of Patients satisfied with the dentistry they have received	0	0	N/A	91.9%	91.9%
% of Patients satisfied with the time they had to wait for an appointment	0	0	N/A	87.7%	87.9%

\* This is based on patients treated on this contract for their most recent course of treatment. Figures in italics indicate the base number of FP17s or Patient Questionnaire responses are less than 100. N/A is shown where the base number of responses is less than 10 during the period. % is calculated as Quantity/Base number\*100

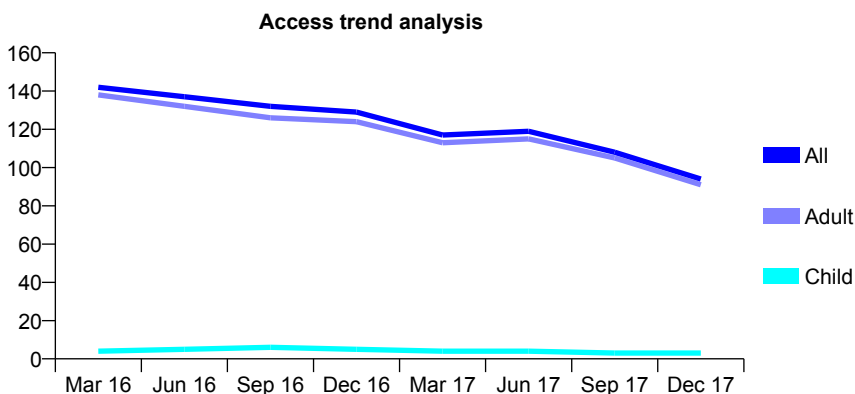
## 7A1 - Vital Signs At a Glance Contract Report for 238538/0002 - December 2017

Name or company name	MISS JM HARRINGTON
Contract type name	PDS Contract
Purpose of contract	General
Contract start date	01/04/2006
Contract end date	31/03/2018

17/18 Contracted general activity (UDA)	240
Carry forward general activity (UDA)	0
17/18 Contracted orthodontic activity (UOA)	0
Carry forward orthodontic activity (UOA)	0
Baseline contract value	£9,158.32

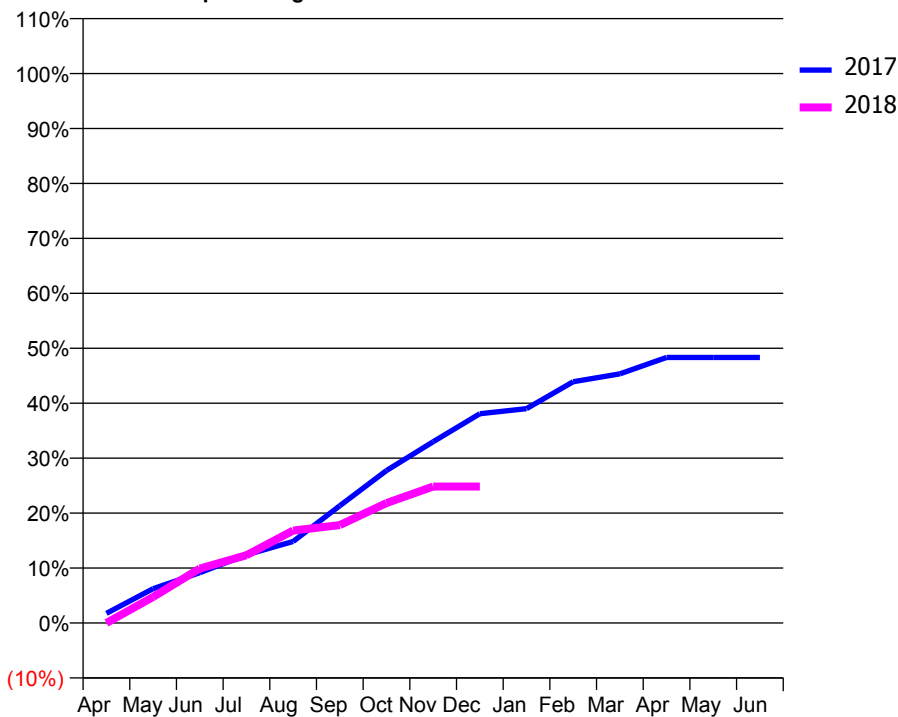
### ACCESS\*

Patients seen in 24 months	Total	Change since previous quarter
Quarter ending December 2016	129	
Quarter ending March 2017	117	↓
Quarter ending June 2017	119	→
Quarter ending September 2017	108	↓
Quarter ending December 2017	94	↓
<b>Variance since December 2016</b>	<b>(27.1%)</b>	<b>↓</b>



### ACTIVITY

Cumulative percentage of contracted UDA delivered 2017 & 2018



Month	Adjusted Scheduled Activity (UDA)	
	2017	2018
April	4	0
May	15	11
June	22	24
July	30	30
August	36	40
September	51	43
October	67	52
November	79	60
December	91	60
January	94	
February	105	
March	109	
April	116	
May	116	
June	116	

### QUALITY

	Quantity	Base Number	Contract	LHB	Wales
% of FP17s for the same patient ID Re-attending within 3 months - Children	0	2	0.0%	8.0%	11.0%
% of FP17s for the same patient ID Re-attending within 3 months - Adults	0	56	0.0%	13.7%	16.1%
% of FP17s for the same patient ID Re-attending between 3 & 9 months - Children	0	2	0.0%	58.5%	58.9%
% of FP17s for the same patient ID Re-attending between 3 & 9 months - Adults	0	56	0.0%	53.9%	55.2%
% of FP17s for Band 1 Urgent Courses	43	51	84.3%	8.3%	9.0%
% of FP17s Relating to Free Repair or Replacements	0	51	0.0%	0.8%	0.7%
% of FP17s Relating to Continuations	0	51	0.0%	0.9%	0.8%
% of Patients satisfied with the dentistry they have received	0	0	N/A	91.9%	91.9%
% of Patients satisfied with the time they had to wait for an appointment	0	0	N/A	87.7%	87.9%

\* This is based on patients treated on this contract for their most recent course of treatment. Figures in italics indicate the base number of FP17s or Patient Questionnaire responses are less than 100. N/A is shown where the base number of responses is less than 10 during the period. % is calculated as Quantity/Base number\*100



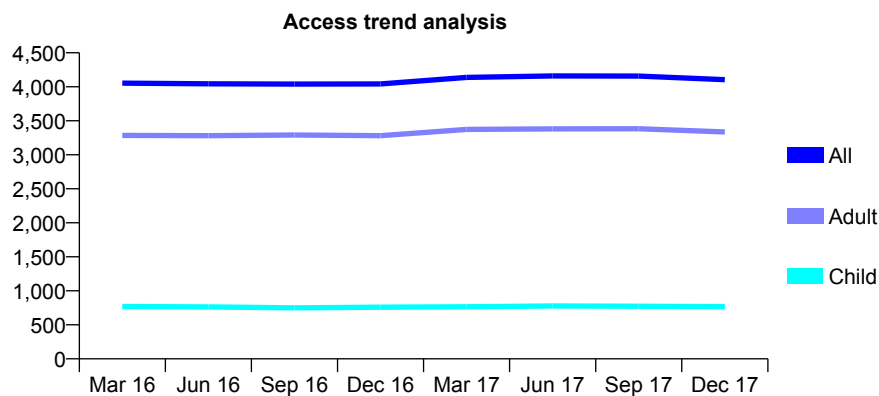
## 7A1 - Vital Signs At a Glance Contract Report for 250899/0001 - December 2017

Name or company name	MR H MAERIVOET
Contract type name	GDS Contract
Purpose of contract	General
Contract start date	01/04/2006
Contract end date	

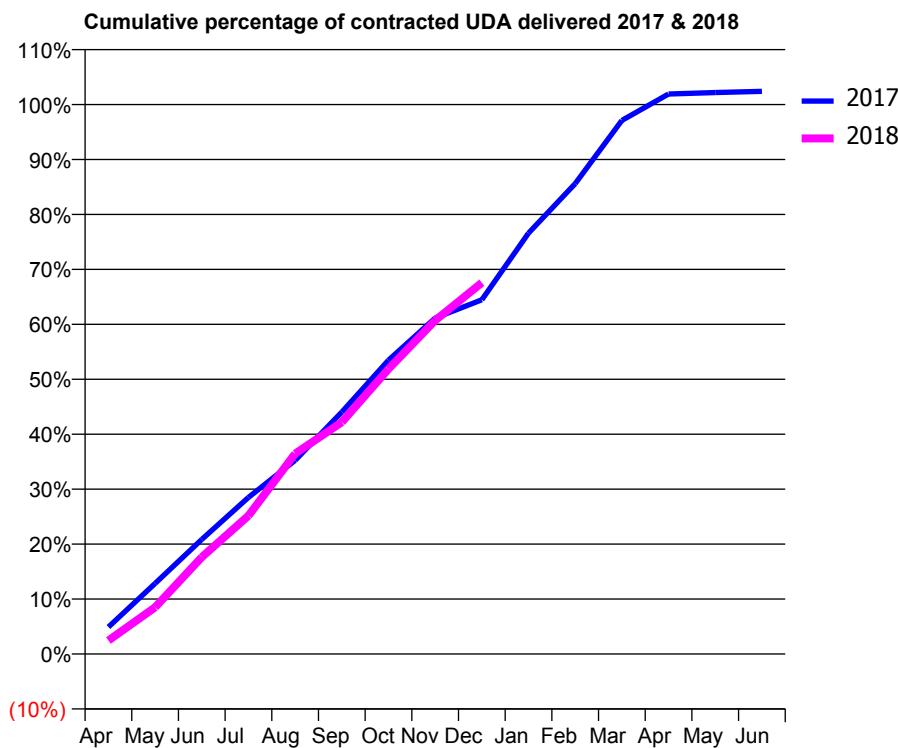
17/18 Contracted general activity (UDA)	10,997
Carry forward general activity (UDA)	-272
17/18 Contracted orthodontic activity (UOA)	0
Carry forward orthodontic activity (UOA)	0
Baseline contract value	£251,415.84

### ACCESS\*

Patients seen in 24 months	Total	Change since previous quarter
Quarter ending December 2016	4,042	
Quarter ending March 2017	4,139	↑
Quarter ending June 2017	4,160	→
Quarter ending September 2017	4,158	→
Quarter ending December 2017	4,104	↓
<b>Variance since December 2016</b>	<b>1.5%</b>	<b>→</b>



### ACTIVITY



Month	Adjusted Scheduled Activity (UDA)	
	2017	2018
April	558	272
May	1,457	936
June	2,364	1,939
July	3,230	2,768
August	3,994	4,010
September	4,990	4,639
October	6,061	5,704
November	6,930	6,675
December	7,306	7,432
January	8,682	
February	9,700	
March	11,006	
April	11,550	
May	11,580	
June	11,605	

### QUALITY

	Quantity	Base Number	Contract	LHB	Wales
% of FP17s for the same patient ID Re-attending within 3 months - Children	36	838	4.3%	8.0%	11.0%
% of FP17s for the same patient ID Re-attending within 3 months - Adults	365	3,311	11.0%	13.7%	16.1%
% of FP17s for the same patient ID Re-attending between 3 & 9 months - Children	522	838	62.3%	58.5%	58.9%
% of FP17s for the same patient ID Re-attending between 3 & 9 months - Adults	1,785	3,311	53.9%	53.9%	55.2%
% of FP17s for Band 1 Urgent Courses	376	3,859	9.7%	8.3%	9.0%
% of FP17s Relating to Free Repair or Replacements	5	3,859	0.1%	0.8%	0.7%
% of FP17s Relating to Continuations	12	3,859	0.3%	0.9%	0.8%
% of Patients satisfied with the dentistry they have received	27	28	96.4%	91.9%	91.9%
% of Patients satisfied with the time they had to wait for an appointment	27	28	96.4%	87.7%	87.9%

\* This is based on patients treated on this contract for their most recent course of treatment. Figures in italics indicate the base number of FP17s or Patient Questionnaire responses are less than 100. N/A is shown where the base number of responses is less than 10 during the period. % is calculated as Quantity/Base number\*100

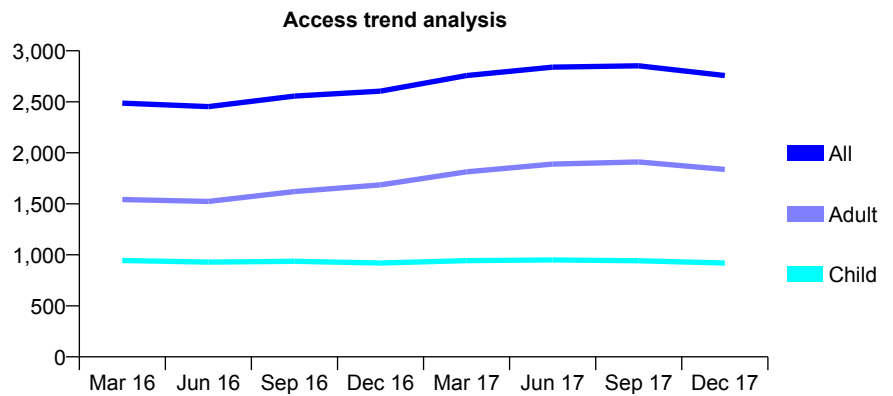
## 7A1 - Vital Signs At a Glance Contract Report for 278831/0001 - December 2017

Name or company name	MR R DAVIES
Contract type name	GDS Contract
Purpose of contract	General
Contract start date	01/09/2012
Contract end date	

17/18 Contracted general activity (UDA)	7,782
Carry forward general activity (UDA)	-53
17/18 Contracted orthodontic activity (UOA)	0
Carry forward orthodontic activity (UOA)	0
Baseline contract value	£194,646.41

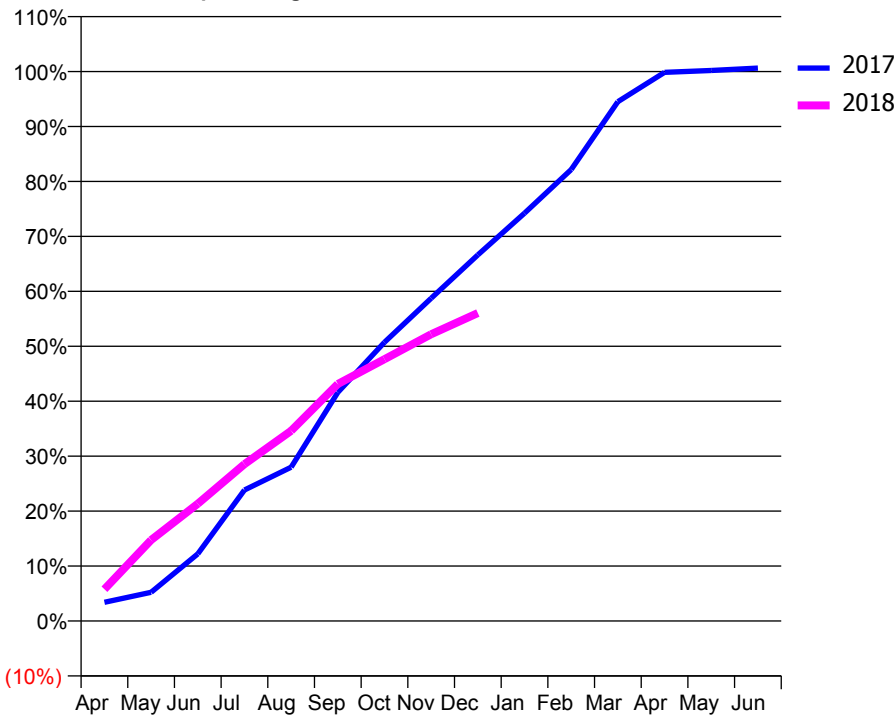
### ACCESS\*

Patients seen in 24 months	Total	Change since previous quarter
Quarter ending December 2016	2,605	
Quarter ending March 2017	2,757	↑
Quarter ending June 2017	2,840	↑
Quarter ending September 2017	2,853	→
Quarter ending December 2017	2,757	↓
<b>Variance since December 2016</b>	<b>5.8%</b>	<b>↑</b>



### ACTIVITY

Cumulative percentage of contracted UDA delivered 2017 & 2018



Month	Adjusted Scheduled Activity (UDA)	
	2017	2018
April	289	450
May	444	1,147
June	1,035	1,661
July	2,019	2,222
August	2,371	2,694
September	3,524	3,356
October	4,295	3,708
November	4,973	4,061
December	5,641	4,362
January	6,285	
February	6,956	
March	8,001	
April	8,454	
May	8,482	
June	8,520	

### QUALITY

	Quantity	Base Number	Contract	LHB	Wales
% of FP17s for the same patient ID Re-attending within 3 months - Children	41	928	4.4%	8.0%	11.0%
% of FP17s for the same patient ID Re-attending within 3 months - Adults	200	1,664	12.0%	13.7%	16.1%
% of FP17s for the same patient ID Re-attending between 3 & 9 months - Children	603	928	65.0%	58.5%	58.9%
% of FP17s for the same patient ID Re-attending between 3 & 9 months - Adults	1,033	1,664	62.1%	53.9%	55.2%
% of FP17s for Band 1 Urgent Courses	126	2,350	5.4%	8.3%	9.0%
% of FP17s Relating to Free Repair or Replacements	2	2,350	0.1%	0.8%	0.7%
% of FP17s Relating to Continuations	23	2,350	1.0%	0.9%	0.8%
% of Patients satisfied with the dentistry they have received	5	6	N/A	91.9%	91.9%
% of Patients satisfied with the time they had to wait for an appointment	5	6	N/A	87.7%	87.9%

\* This is based on patients treated on this contract for their most recent course of treatment. Figures in italics indicate the base number of FP17s or Patient Questionnaire responses are less than 100. N/A is shown where the base number of responses is less than 10 during the period. % is calculated as Quantity/Base number\*100

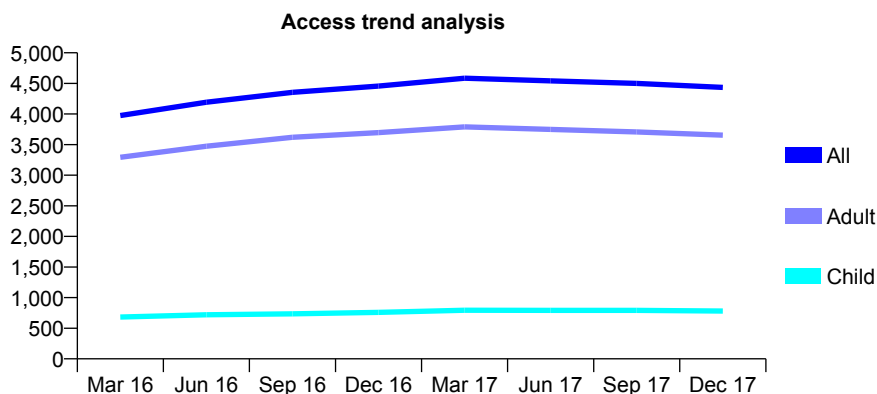
## 7A1 - Vital Signs At a Glance Contract Report for 299901/0002 - December 2017

Name or company name	MR J SREERAM
Contract type name	GDS Contract
Purpose of contract	General
Contract start date	01/04/2015
Contract end date	

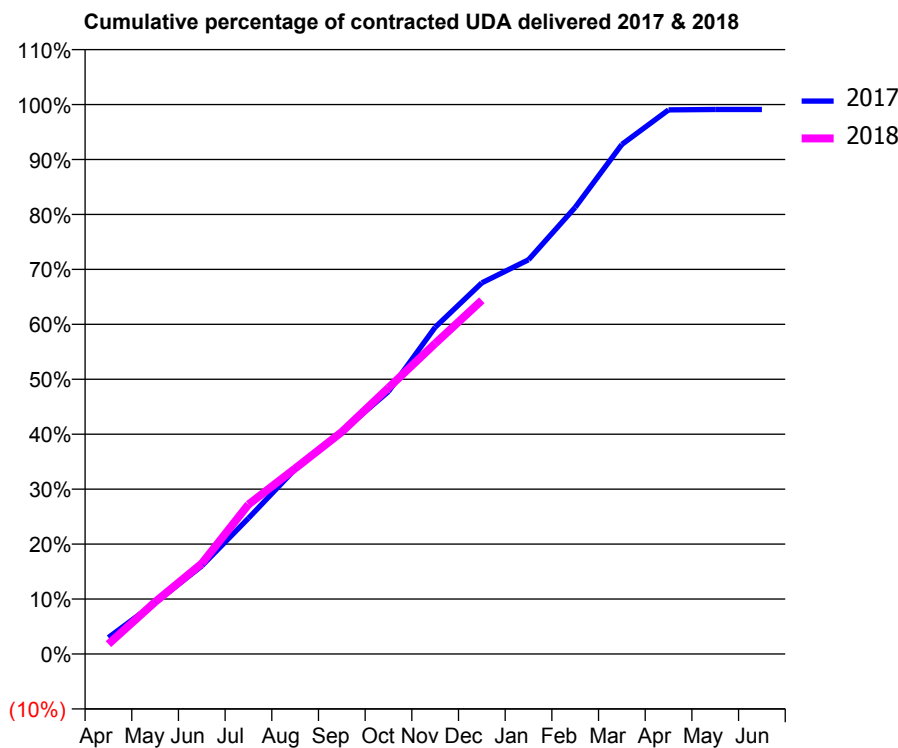
17/18 Contracted general activity (UDA)	14,976
Carry forward general activity (UDA)	125
17/18 Contracted orthodontic activity (UOA)	0
Carry forward orthodontic activity (UOA)	0
Baseline contract value	£359,048.80

### ACCESS\*

Patients seen in 24 months	Total	Change since previous quarter
Quarter ending December 2016	4,457	
Quarter ending March 2017	4,585	↑
Quarter ending June 2017	4,541	→
Quarter ending September 2017	4,499	→
Quarter ending December 2017	4,435	↓
<b>Variance since December 2016</b>	<b>(0.5%)</b>	→



### ACTIVITY



Month	Adjusted Scheduled Activity (UDA)	
	2017	2018
April	418	269
May	1,302	1,418
June	2,238	2,466
July	3,451	4,074
August	4,699	5,056
September	5,654	6,053
October	6,674	7,257
November	8,305	8,463
December	9,435	9,641
January	10,023	
February	11,354	
March	12,955	
April	13,831	
May	13,843	
June	13,843	

### QUALITY

	Quantity	Base Number	Contract	LHB	Wales
% of FP17s for the same patient ID Re-attending within 3 months - Children	34	821	4.1%	8.0%	11.0%
% of FP17s for the same patient ID Re-attending within 3 months - Adults	340	4,063	8.4%	13.7%	16.1%
% of FP17s for the same patient ID Re-attending between 3 & 9 months - Children	513	821	62.5%	58.5%	58.9%
% of FP17s for the same patient ID Re-attending between 3 & 9 months - Adults	2,520	4,063	62.0%	53.9%	55.2%
% of FP17s for Band 1 Urgent Courses	249	4,611	5.4%	8.3%	9.0%
% of FP17s Relating to Free Repair or Replacements	13	4,611	0.3%	0.8%	0.7%
% of FP17s Relating to Continuations	23	4,611	0.5%	0.9%	0.8%
% of Patients satisfied with the dentistry they have received	25	26	96.2%	91.9%	91.9%
% of Patients satisfied with the time they had to wait for an appointment	25	26	96.2%	87.7%	87.9%

\* This is based on patients treated on this contract for their most recent course of treatment. Figures in italics indicate the base number of FP17s or Patient Questionnaire responses are less than 100. N/A is shown where the base number of responses is less than 10 during the period. % is calculated as Quantity/Base number\*100

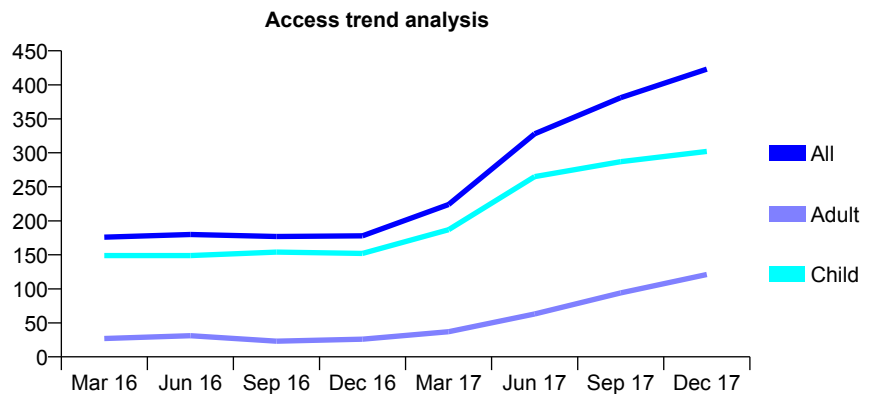
## 7A1 - Vital Signs At a Glance Contract Report for 304395/0002 - December 2017

Name or company name	Dr T Aldescu
Contract type name	GDS Contract
Purpose of contract	General
Contract start date	03/07/2014
Contract end date	

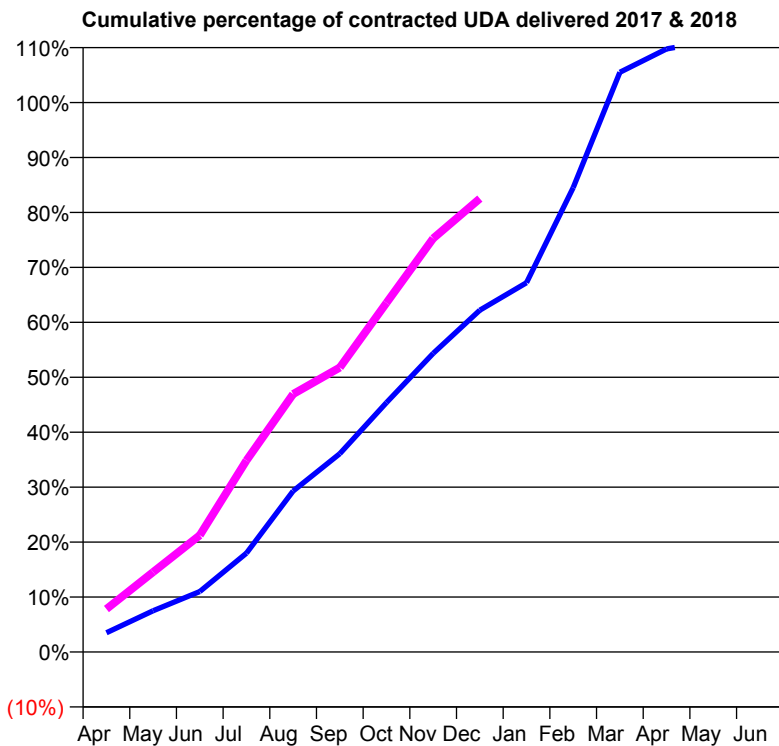
17/18 Contracted general activity (UDA)	1,200
Carry forward general activity (UDA)	-20
17/18 Contracted orthodontic activity (UOA)	0
Carry forward orthodontic activity (UOA)	0
Baseline contract value	£27,410.95

### ACCESS\*

Patients seen in 24 months	Total	Change since previous quarter
Quarter ending December 2016	178	
Quarter ending March 2017	224	↑
Quarter ending June 2017	328	↑
Quarter ending September 2017	381	↑
Quarter ending December 2017	423	↑
<b>Variance since December 2016</b>	<b>137.6%</b>	<b>↑</b>



### ACTIVITY



Month	Adjusted Scheduled Activity (UDA)	
	2017	2018
April	14	94
May	30	175
June	44	255
July	72	418
August	117	563
September	144	621
October	182	763
November	217	903
December	249	990
January	269	
February	338	
March	422	
April	439	
May	445	
June	448	

### QUALITY

	Quantity	Base Number	Contract	LHB	Wales
% of FP17s for the same patient ID Re-attending within 3 months - Children	18	403	4.5%	8.0%	11.0%
% of FP17s for the same patient ID Re-attending within 3 months - Adults	8	112	7.1%	13.7%	16.1%
% of FP17s for the same patient ID Re-attending between 3 & 9 months - Children	203	403	50.4%	58.5%	58.9%
% of FP17s for the same patient ID Re-attending between 3 & 9 months - Adults	20	112	17.9%	53.9%	55.2%
% of FP17s for Band 1 Urgent Courses	15	500	3.0%	8.3%	9.0%
% of FP17s Relating to Free Repair or Replacements	0	500	0.0%	0.8%	0.7%
% of FP17s Relating to Continuations	5	500	1.0%	0.9%	0.8%
% of Patients satisfied with the dentistry they have received	3	3	N/A	91.9%	91.9%
% of Patients satisfied with the time they had to wait for an appointment	3	3	N/A	87.7%	87.9%

\* This is based on patients treated on this contract for their most recent course of treatment. Figures in italics indicate the base number of FP17s or Patient Questionnaire responses are less than 100. N/A is shown where the base number of responses is less than 10 during the period. % is calculated as Quantity/Base number\*100

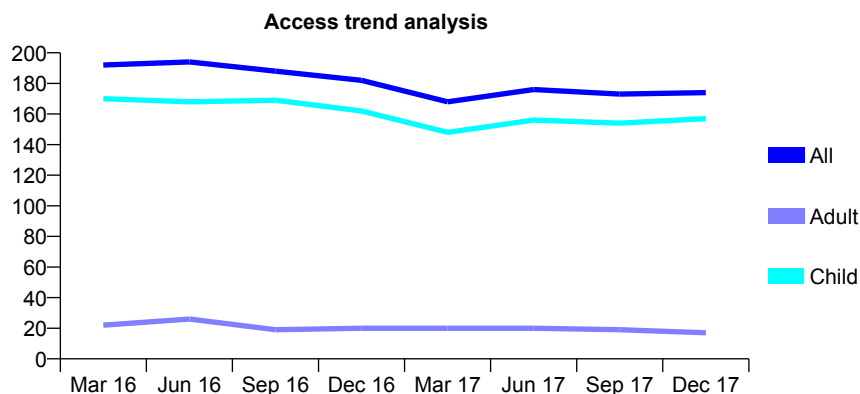
## 7A1 - Vital Signs At a Glance Contract Report for 308447/0001 - December 2017

Name or company name	MR IG BAIN
Contract type name	GDS Contract
Purpose of contract	General
Contract start date	01/04/2006
Contract end date	

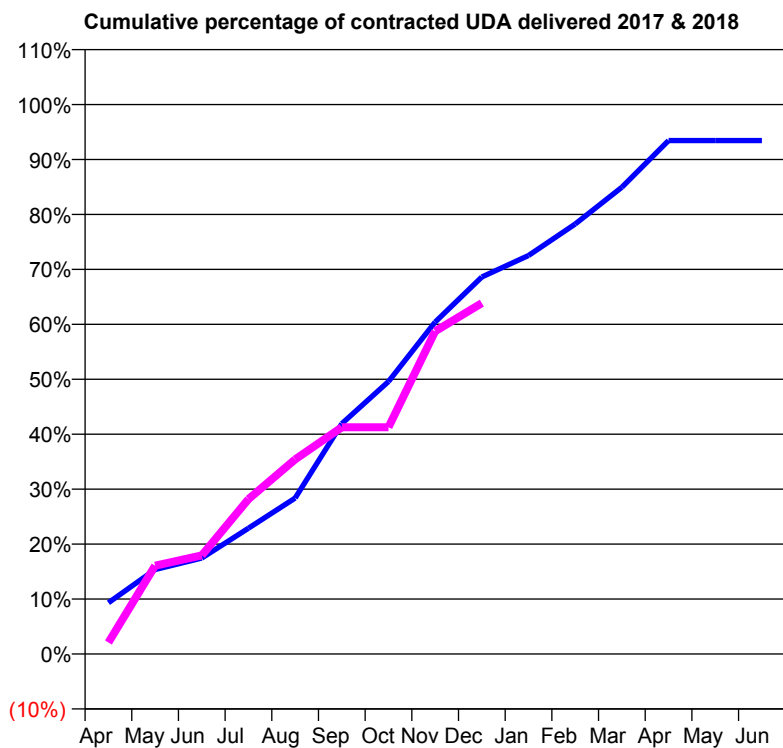
17/18 Contracted general activity (UDA)	332
Carry forward general activity (UDA)	0
17/18 Contracted orthodontic activity (UOA)	0
Carry forward orthodontic activity (UOA)	0
Baseline contract value	£6,766.39

### ACCESS\*

Patients seen in 24 months	Total	Change since previous quarter
Quarter ending December 2016	182	
Quarter ending March 2017	168	↓
Quarter ending June 2017	176	↑
Quarter ending September 2017	173	↓
Quarter ending December 2017	174	→
<b>Variance since December 2016</b>	<b>(4.4%)</b>	<b>↓</b>



### ACTIVITY



Month	Adjusted Scheduled Activity (UDA)	
	2017	2018
April	31	7
May	51	53
June	58	60
July	76	94
August	94	118
September	139	137
October	165	137
November	201	195
December	228	212
January	241	
February	260	
March	282	
April	310	
May	310	
June	310	

### QUALITY

	Quantity	Base Number	Contract	LHB	Wales
% of FP17s for the same patient ID Re-attending within 3 months - Children	10	194	5.2%	8.0%	11.0%
% of FP17s for the same patient ID Re-attending within 3 months - Adults	0	0	N/A	13.7%	16.1%
% of FP17s for the same patient ID Re-attending between 3 & 9 months - Children	137	194	70.6%	58.5%	58.9%
% of FP17s for the same patient ID Re-attending between 3 & 9 months - Adults	0	0	N/A	53.9%	55.2%
% of FP17s for Band 1 Urgent Courses	5	179	2.8%	8.3%	9.0%
% of FP17s Relating to Free Repair or Replacements	0	179	0.0%	0.8%	0.7%
% of FP17s Relating to Continuations	0	179	0.0%	0.9%	0.8%
% of Patients satisfied with the dentistry they have received	0	0	N/A	91.9%	91.9%
% of Patients satisfied with the time they had to wait for an appointment	0	0	N/A	87.7%	87.9%

\* This is based on patients treated on this contract for their most recent course of treatment. Figures in italics indicate the base number of FP17s or Patient Questionnaire responses are less than 100. N/A is shown where the base number of responses is less than 10 during the period. % is calculated as Quantity/Base number\*100

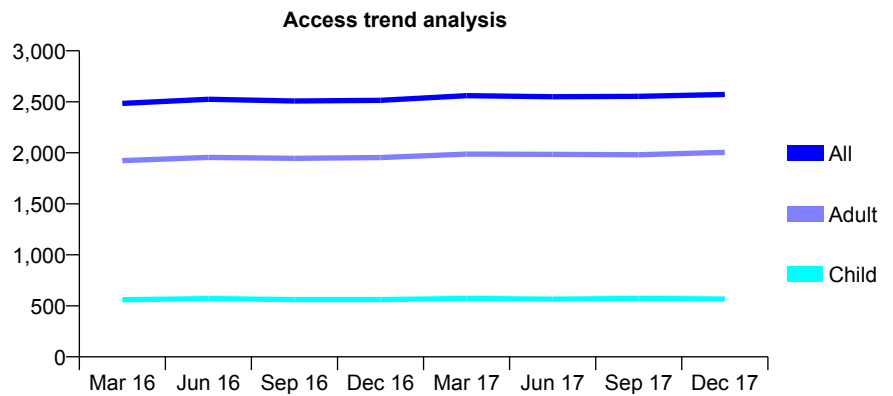
## 7A1 - Vital Signs At a Glance Contract Report for 331325/0001 - December 2017

Name or company name	MR LC WILLIAMS
Contract type name	GDS Contract
Purpose of contract	General
Contract start date	01/04/2006
Contract end date	

17/18 Contracted general activity (UDA)	8,500
Carry forward general activity (UDA)	383
17/18 Contracted orthodontic activity (UOA)	0
Carry forward orthodontic activity (UOA)	0
Baseline contract value	£213,842.14

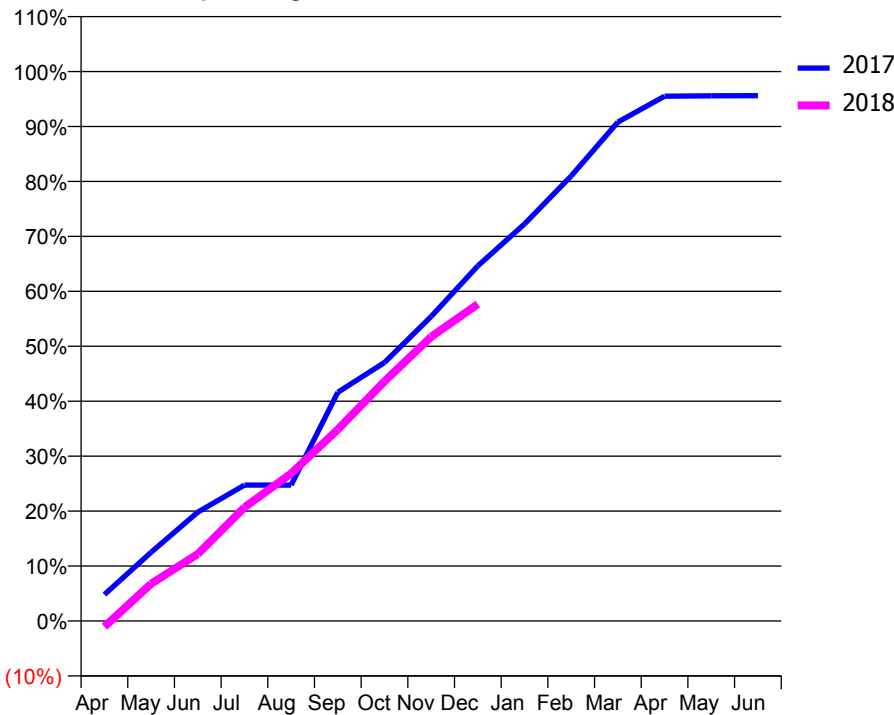
### ACCESS\*

Patients seen in 24 months	Total	Change since previous quarter
Quarter ending December 2016	2,515	
Quarter ending March 2017	2,560	→
Quarter ending June 2017	2,550	→
Quarter ending September 2017	2,553	→
Quarter ending December 2017	2,572	→
<b>Variance since December 2016</b>	<b>2.3%</b>	<b>↑</b>



### ACTIVITY

Cumulative percentage of contracted UDA delivered 2017 & 2018



Month	Adjusted Scheduled Activity (UDA)	
	2017	2018
April	417	-90
May	1,086	576
June	1,721	1,036
July	2,150	1,758
August	2,150	2,282
September	3,616	2,964
October	4,087	3,708
November	4,814	4,396
December	5,614	4,901
January	6,277	
February	7,035	
March	7,887	
April	8,295	
May	8,301	
June	8,303	

### QUALITY

	Quantity	Base Number	Contract	LHB	Wales
% of FP17s for the same patient ID Re-attending within 3 months - Children	65	732	8.9%	8.0%	11.0%
% of FP17s for the same patient ID Re-attending within 3 months - Adults	267	2,245	11.9%	13.7%	16.1%
% of FP17s for the same patient ID Re-attending between 3 & 9 months - Children	483	732	66.0%	58.5%	58.9%
% of FP17s for the same patient ID Re-attending between 3 & 9 months - Adults	1,267	2,245	56.4%	53.9%	55.2%
% of FP17s for Band 1 Urgent Courses	156	2,817	5.5%	8.3%	9.0%
% of FP17s Relating to Free Repair or Replacements	10	2,817	0.4%	0.8%	0.7%
% of FP17s Relating to Continuations	15	2,817	0.5%	0.9%	0.8%
% of Patients satisfied with the dentistry they have received	5	6	N/A	91.9%	91.9%
% of Patients satisfied with the time they had to wait for an appointment	6	6	N/A	87.7%	87.9%

\* This is based on patients treated on this contract for their most recent course of treatment. Figures in italics indicate the base number of FP17s or Patient Questionnaire responses are less than 100. N/A is shown where the base number of responses is less than 10 during the period. % is calculated as Quantity/Base number\*100

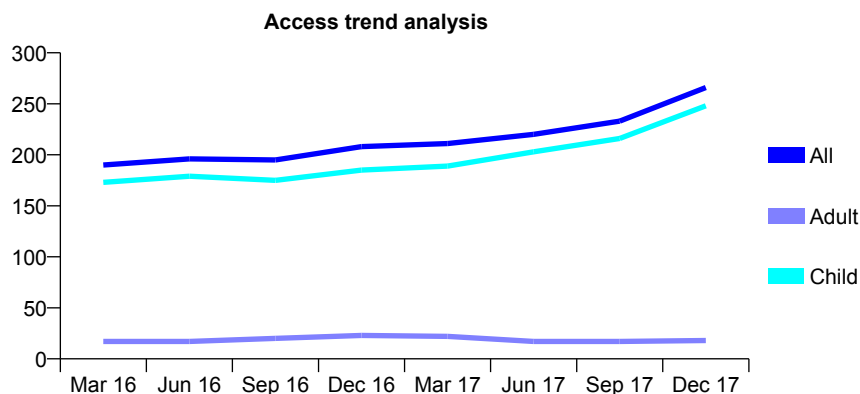
## 7A1 - Vital Signs At a Glance Contract Report for 332658/0001 - December 2017

Name or company name	MR JO JOHNSON
Contract type name	GDS Contract
Purpose of contract	General
Contract start date	01/04/2006
Contract end date	

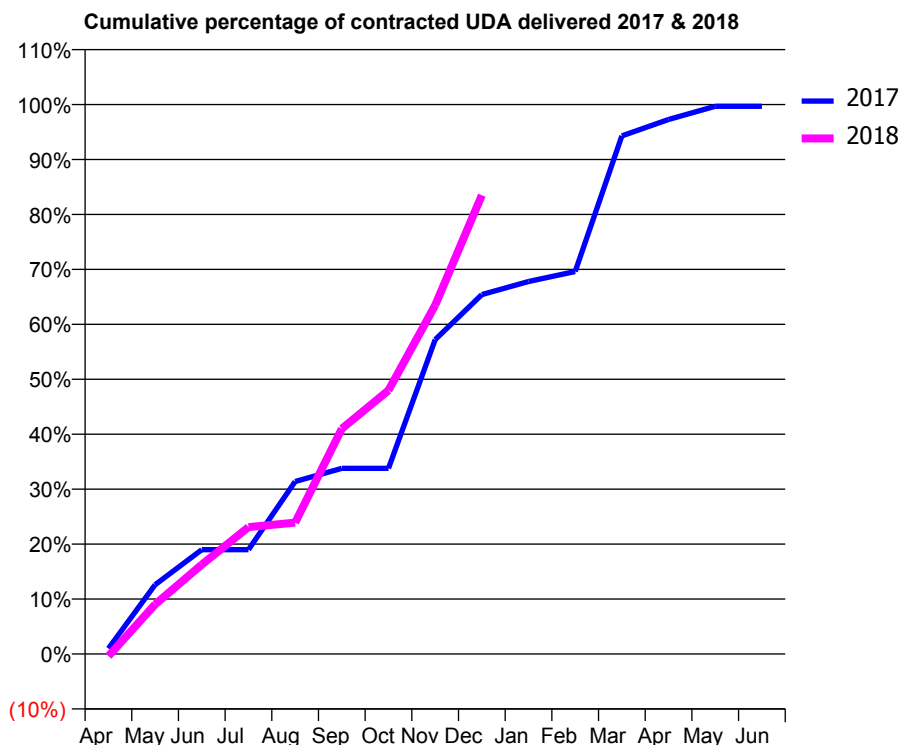
17/18 Contracted general activity (UDA)	500
Carry forward general activity (UDA)	2
17/18 Contracted orthodontic activity (UOA)	0
Carry forward orthodontic activity (UOA)	0
Baseline contract value	£11,767.01

### ACCESS\*

Patients seen in 24 months	Total	Change since previous quarter
Quarter ending December 2016	208	
Quarter ending March 2017	211	→
Quarter ending June 2017	220	↑
Quarter ending September 2017	233	↑
Quarter ending December 2017	266	↑
<b>Variance since December 2016</b>	<b>27.9%</b>	<b>↑</b>



### ACTIVITY



Month	Adjusted Scheduled Activity (UDA)	
	2017	2018
April	5	-2
May	63	45
June	95	81
July	95	115
August	157	120
September	169	205
October	169	240
November	286	317
December	327	417
January	339	
February	348	
March	471	
April	486	
May	498	
June	498	

### QUALITY

	Quantity	Base Number	Contract	LHB	Wales
% of FP17s for the same patient ID Re-attending within 3 months - Children	22	338	6.5%	8.0%	11.0%
% of FP17s for the same patient ID Re-attending within 3 months - Adults	0	0	N/A	13.7%	16.1%
% of FP17s for the same patient ID Re-attending between 3 & 9 months - Children	209	338	61.8%	58.5%	58.9%
% of FP17s for the same patient ID Re-attending between 3 & 9 months - Adults	0	0	N/A	53.9%	55.2%
% of FP17s for Band 1 Urgent Courses	7	316	2.2%	8.3%	9.0%
% of FP17s Relating to Free Repair or Replacements	0	316	0.0%	0.8%	0.7%
% of FP17s Relating to Continuations	0	316	0.0%	0.9%	0.8%
% of Patients satisfied with the dentistry they have received	0	0	N/A	91.9%	91.9%
% of Patients satisfied with the time they had to wait for an appointment	0	0	N/A	87.7%	87.9%

\* This is based on patients treated on this contract for their most recent course of treatment. Figures in italics indicate the base number of FP17s or Patient Questionnaire responses are less than 100. N/A is shown where the base number of responses is less than 10 during the period. % is calculated as Quantity/Base number\*100

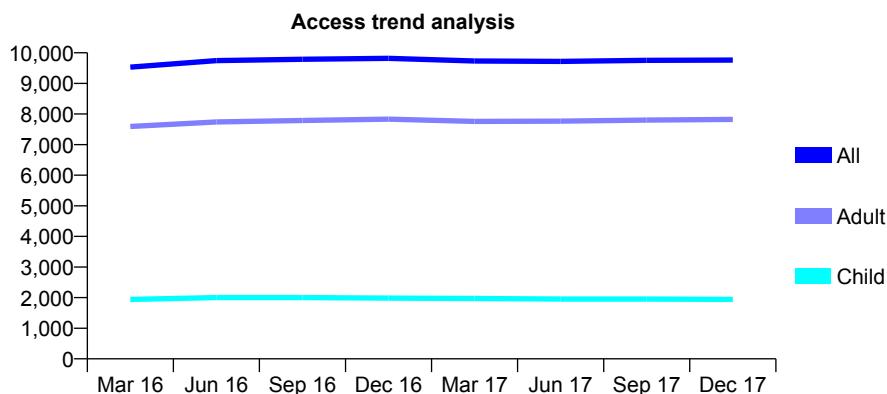
## 7A1 - Vital Signs At a Glance Contract Report for 569259/0001 - December 2017

Name or company name	MR RT HANDLEY
Contract type name	GDS Contract
Purpose of contract	General
Contract start date	01/04/2006
Contract end date	

17/18 Contracted general activity (UDA)	31,357
Carry forward general activity (UDA)	0
17/18 Contracted orthodontic activity (UOA)	0
Carry forward orthodontic activity (UOA)	0
Baseline contract value	£798,520.16

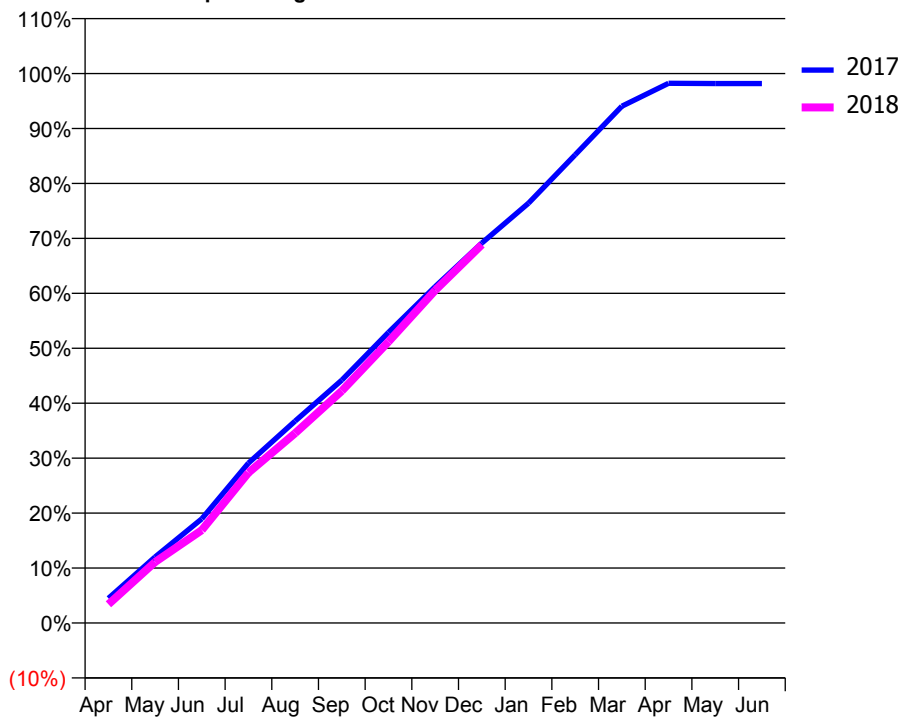
### ACCESS\*

Patients seen in 24 months	Total	Change since previous quarter
Quarter ending December 2016	9,817	
Quarter ending March 2017	9,730	→
Quarter ending June 2017	9,719	→
Quarter ending September 2017	9,755	→
Quarter ending December 2017	9,761	→
<b>Variance since December 2016</b>	<b>(0.6%)</b>	→



### ACTIVITY

Cumulative percentage of contracted UDA delivered 2017 & 2018



Month	Adjusted Scheduled Activity (UDA)	
	2017	2018
April	1,409	1,071
May	3,774	3,484
June	5,946	5,296
July	9,131	8,580
August	11,523	10,831
September	13,860	13,243
October	16,586	16,051
November	19,198	18,979
December	21,682	21,591
January	23,958	
February	26,717	
March	29,487	
April	30,798	
May	30,786	
June	30,787	

### QUALITY

	Quantity	Base Number	Contract	LHB	Wales
% of FP17s for the same patient ID Re-attending within 3 months - Children	130	1,987	6.5%	8.0%	11.0%
% of FP17s for the same patient ID Re-attending within 3 months - Adults	1,088	7,850	13.9%	13.7%	16.1%
% of FP17s for the same patient ID Re-attending between 3 & 9 months - Children	954	1,987	48.0%	58.5%	58.9%
% of FP17s for the same patient ID Re-attending between 3 & 9 months - Adults	3,619	7,850	46.1%	53.9%	55.2%
% of FP17s for Band 1 Urgent Courses	703	9,312	7.5%	8.3%	9.0%
% of FP17s Relating to Free Repair or Replacements	106	9,312	1.1%	0.8%	0.7%
% of FP17s Relating to Continuations	82	9,312	0.9%	0.9%	0.8%
% of Patients satisfied with the dentistry they have received	36	38	94.7%	91.9%	91.9%
% of Patients satisfied with the time they had to wait for an appointment	35	38	92.1%	87.7%	87.9%

\* This is based on patients treated on this contract for their most recent course of treatment. Figures in italics indicate the base number of FP17s or Patient Questionnaire responses are less than 100. N/A is shown where the base number of responses is less than 10 during the period. % is calculated as Quantity/Base number\*100



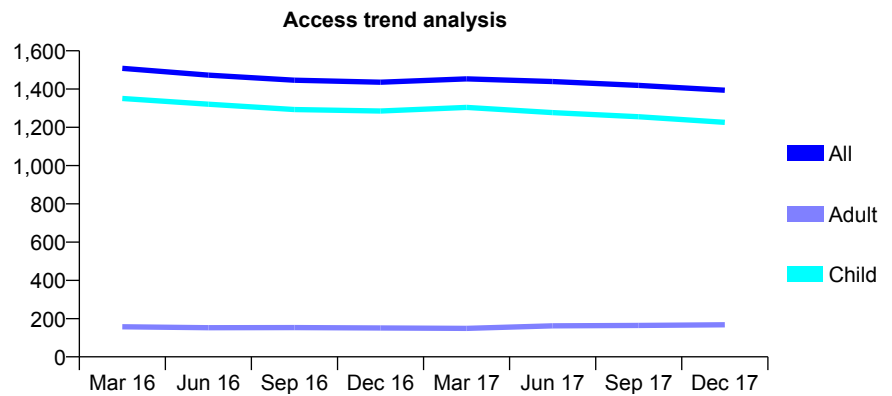
## 7A1 - Vital Signs At a Glance Contract Report for 571466/0001 - December 2017

Name or company name	MR SC EDWARDS
Contract type name	PDS Contract
Purpose of contract	General
Contract start date	01/04/2006
Contract end date	31/03/2018

17/18 Contracted general activity (UDA)	2,746
Carry forward general activity (UDA)	0
17/18 Contracted orthodontic activity (UOA)	0
Carry forward orthodontic activity (UOA)	0
Baseline contract value	£69,061.90

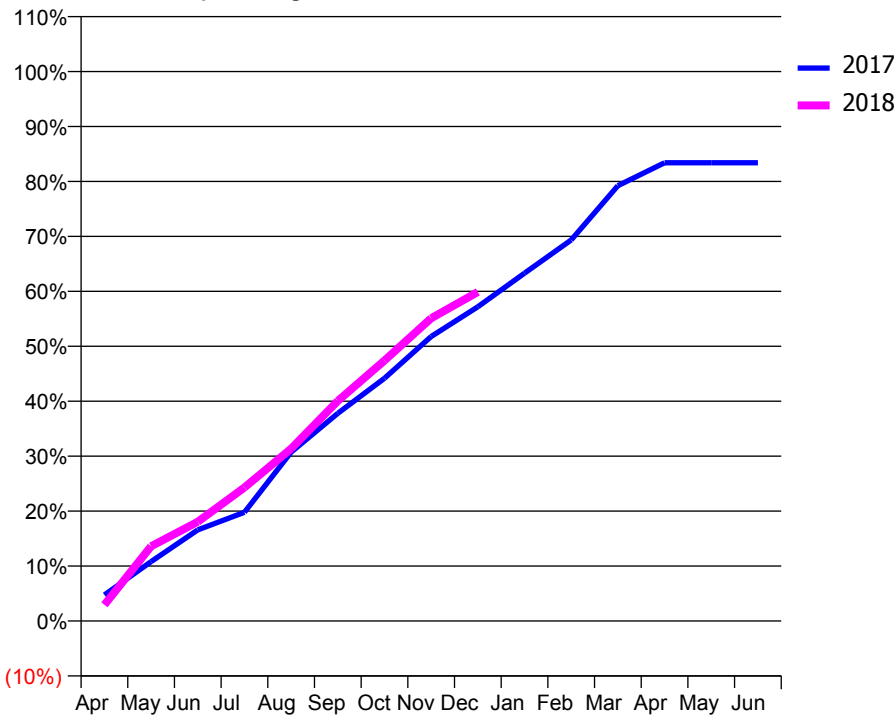
### ACCESS\*

Patients seen in 24 months	Total	Change since previous quarter
Quarter ending December 2016	1,436	
Quarter ending March 2017	1,453	→
Quarter ending June 2017	1,439	→
Quarter ending September 2017	1,419	↓
Quarter ending December 2017	1,394	↓
<b>Variance since December 2016</b>	<b>(2.9%)</b>	<b>↓</b>



### ACTIVITY

Cumulative percentage of contracted UDA delivered 2017 & 2018



Month	Adjusted Scheduled Activity (UDA)	
	2017	2018
April	154	81
May	350	373
June	537	496
July	641	667
August	996	862
September	1,225	1,100
October	1,432	1,302
November	1,678	1,513
December	1,853	1,644
January	2,051	
February	2,247	
March	2,567	
April	2,702	
May	2,702	
June	2,702	

### QUALITY

	Quantity	Base Number	Contract	LHB	Wales
% of FP17s for the same patient ID Re-attending within 3 months - Children	72	1,195	6.0%	8.0%	11.0%
% of FP17s for the same patient ID Re-attending within 3 months - Adults	5	39	12.8%	13.7%	16.1%
% of FP17s for the same patient ID Re-attending between 3 & 9 months - Children	685	1,195	57.3%	58.5%	58.9%
% of FP17s for the same patient ID Re-attending between 3 & 9 months - Adults	16	39	41.0%	53.9%	55.2%
% of FP17s for Band 1 Urgent Courses	10	1,145	0.9%	8.3%	9.0%
% of FP17s Relating to Free Repair or Replacements	0	1,145	0.0%	0.8%	0.7%
% of FP17s Relating to Continuations	22	1,145	1.9%	0.9%	0.8%
% of Patients satisfied with the dentistry they have received	2	2	N/A	91.9%	91.9%
% of Patients satisfied with the time they had to wait for an appointment	2	2	N/A	87.7%	87.9%

\* This is based on patients treated on this contract for their most recent course of treatment. Figures in italics indicate the base number of FP17s or Patient Questionnaire responses are less than 100. N/A is shown where the base number of responses is less than 10 during the period. % is calculated as Quantity/Base number\*100

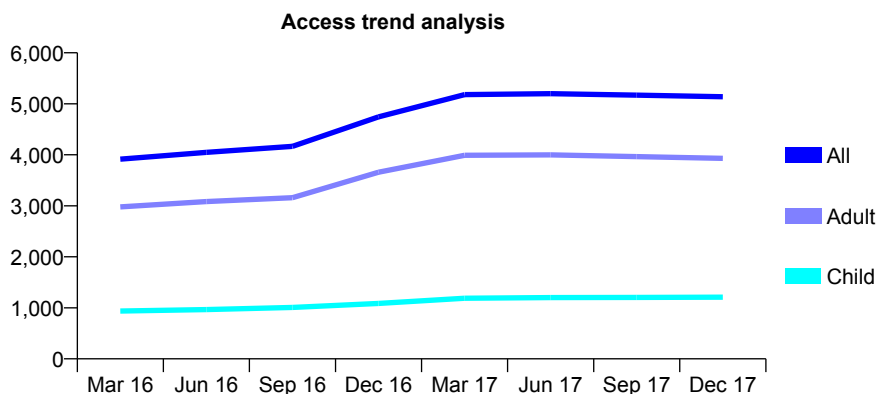
## 7A1 - Vital Signs At a Glance Contract Report for 602531/0001 - December 2017

Name or company name	MR DP JONES
Contract type name	GDS Contract
Purpose of contract	General
Contract start date	06/05/2015
Contract end date	

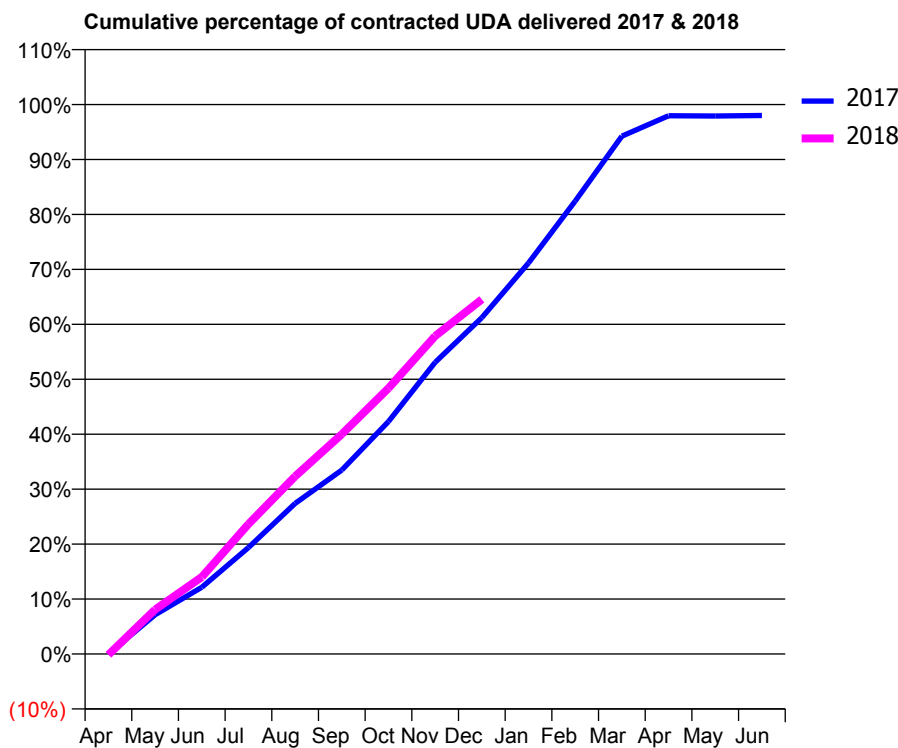
17/18 Contracted general activity (UDA)	16,758
Carry forward general activity (UDA)	374
17/18 Contracted orthodontic activity (UOA)	0
Carry forward orthodontic activity (UOA)	0
Baseline contract value	£391,588.97

### ACCESS\*

Patients seen in 24 months	Total	Change since previous quarter
Quarter ending December 2016	4,744	
Quarter ending March 2017	5,180	↑
Quarter ending June 2017	5,198	→
Quarter ending September 2017	5,170	→
Quarter ending December 2017	5,139	→
<b>Variance since December 2016</b>	<b>8.3%</b>	<b>↑</b>



### ACTIVITY



Month	Adjusted Scheduled Activity (UDA)	
	2017	2018
April	-2	-27
May	1,334	1,355
June	2,266	2,348
July	3,617	3,962
August	5,117	5,417
September	6,252	6,705
October	7,901	8,108
November	9,914	9,696
December	11,429	10,816
January	13,291	
February	15,392	
March	17,599	
April	18,293	
May	18,284	
June	18,300	

### QUALITY

	Quantity	Base Number	Contract	LHB	Wales
% of FP17s for the same patient ID Re-attending within 3 months - Children	88	1,375	6.4%	8.0%	11.0%
% of FP17s for the same patient ID Re-attending within 3 months - Adults	577	4,532	12.7%	13.7%	16.1%
% of FP17s for the same patient ID Re-attending between 3 & 9 months - Children	918	1,375	66.8%	58.5%	58.9%
% of FP17s for the same patient ID Re-attending between 3 & 9 months - Adults	3,073	4,532	67.8%	53.9%	55.2%
% of FP17s for Band 1 Urgent Courses	393	5,637	7.0%	8.3%	9.0%
% of FP17s Relating to Free Repair or Replacements	44	5,637	0.8%	0.8%	0.7%
% of FP17s Relating to Continuations	5	5,637	0.1%	0.9%	0.8%
% of Patients satisfied with the dentistry they have received	19	20	95.0%	91.9%	91.9%
% of Patients satisfied with the time they had to wait for an appointment	18	20	90.0%	87.7%	87.9%

\* This is based on patients treated on this contract for their most recent course of treatment. Figures in italics indicate the base number of FP17s or Patient Questionnaire responses are less than 100. N/A is shown where the base number of responses is less than 10 during the period. % is calculated as Quantity/Base number\*100

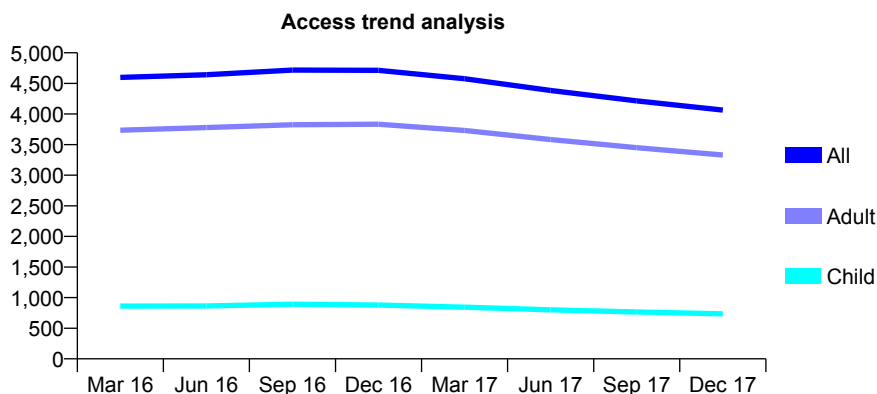
## 7A1 - Vital Signs At a Glance Contract Report for 624810/0001 - December 2017

Name or company name	MRS HJ WILBY
Contract type name	GDS Contract
Purpose of contract	General
Contract start date	01/04/2006
Contract end date	

17/18 Contracted general activity (UDA)	7,500
Carry forward general activity (UDA)	0
17/18 Contracted orthodontic activity (UOA)	0
Carry forward orthodontic activity (UOA)	0
Baseline contract value	£188,600.19

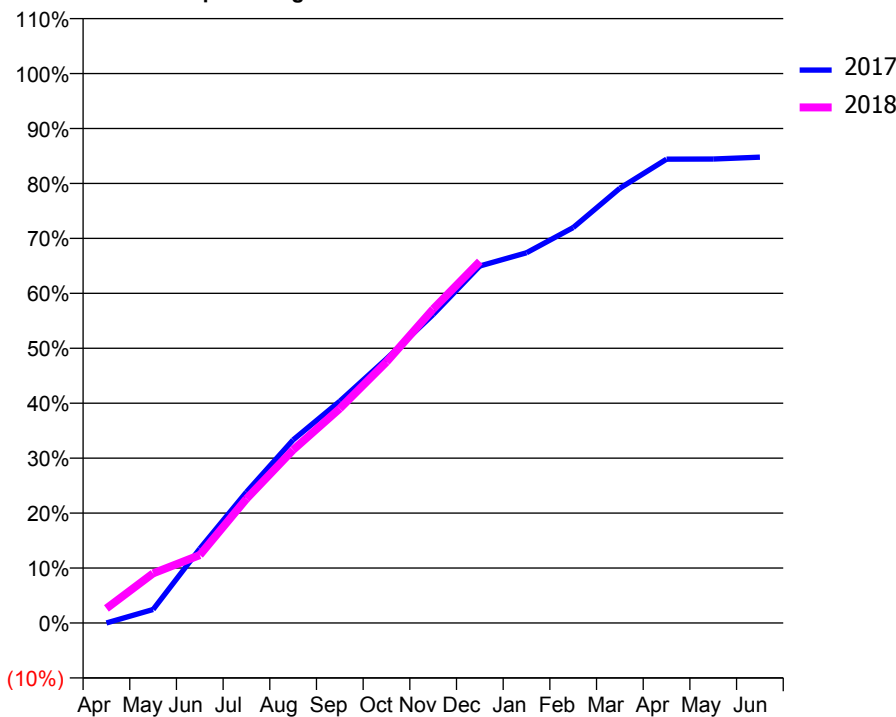
### ACCESS\*

Patients seen in 24 months	Total	Change since previous quarter
Quarter ending December 2016	4,714	
Quarter ending March 2017	4,576	↓
Quarter ending June 2017	4,384	↓
Quarter ending September 2017	4,215	↓
Quarter ending December 2017	4,064	↓
<b>Variance since December 2016</b>	<b>(13.8%)</b>	<b>↓</b>



### ACTIVITY

Cumulative percentage of contracted UDA delivered 2017 & 2018



Month	Adjusted Scheduled Activity (UDA)	
	2017	2018
April	0	199
May	307	678
June	1,691	927
July	2,980	1,696
August	4,166	2,363
September	5,046	2,928
October	6,011	3,563
November	7,019	4,286
December	8,121	4,935
January	8,423	
February	8,995	
March	9,890	
April	10,552	
May	10,556	
June	10,596	

### QUALITY

	Quantity	Base Number	Contract	LHB	Wales
% of FP17s for the same patient ID Re-attending within 3 months - Children	16	422	3.8%	8.0%	11.0%
% of FP17s for the same patient ID Re-attending within 3 months - Adults	197	1,929	10.2%	13.7%	16.1%
% of FP17s for the same patient ID Re-attending between 3 & 9 months - Children	127	422	30.1%	58.5%	58.9%
% of FP17s for the same patient ID Re-attending between 3 & 9 months - Adults	570	1,929	29.5%	53.9%	55.2%
% of FP17s for Band 1 Urgent Courses	181	2,120	8.5%	8.3%	9.0%
% of FP17s Relating to Free Repair or Replacements	13	2,120	0.6%	0.8%	0.7%
% of FP17s Relating to Continuations	10	2,120	0.5%	0.9%	0.8%
% of Patients satisfied with the dentistry they have received	16	19	84.2%	91.9%	91.9%
% of Patients satisfied with the time they had to wait for an appointment	14	19	73.7%	87.7%	87.9%

\* This is based on patients treated on this contract for their most recent course of treatment. Figures in italics indicate the base number of FP17s or Patient Questionnaire responses are less than 100. N/A is shown where the base number of responses is less than 10 during the period. % is calculated as Quantity/Base number\*100

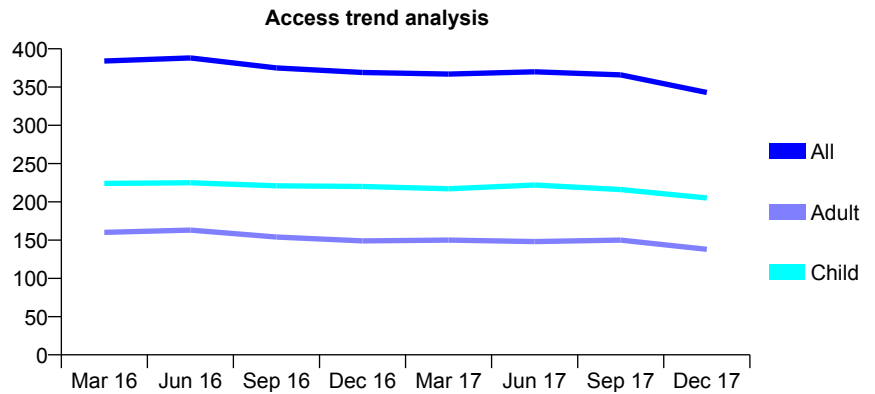
## 7A1 - Vital Signs At a Glance Contract Report for 635030/0001 - December 2017

Name or company name	MR BV OWEN
Contract type name	GDS Contract
Purpose of contract	General
Contract start date	01/04/2006
Contract end date	

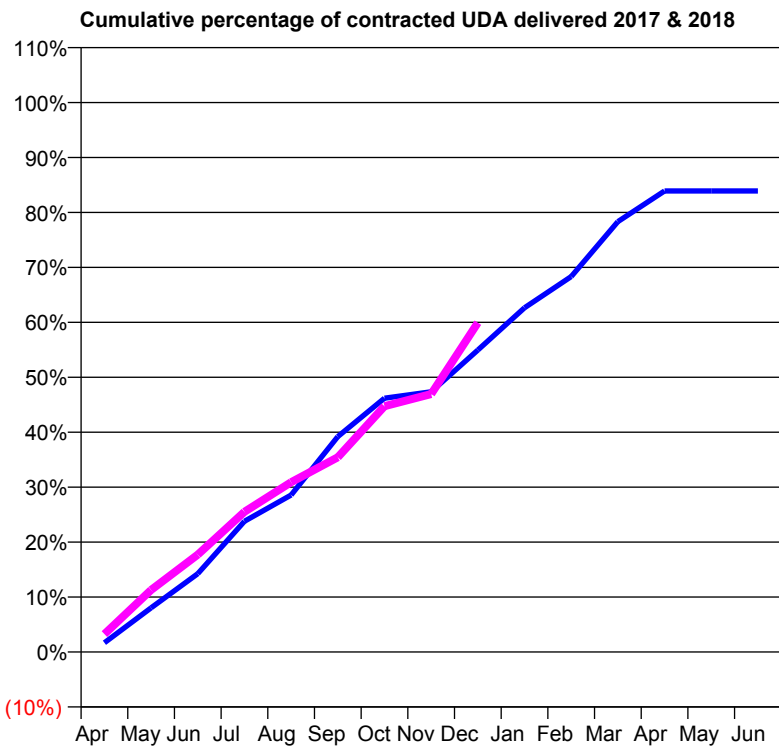
17/18 Contracted general activity (UDA)	948
Carry forward general activity (UDA)	0
17/18 Contracted orthodontic activity (UOA)	0
Carry forward orthodontic activity (UOA)	0
Baseline contract value	£23,842.20

### ACCESS\*

Patients seen in 24 months	Total	Change since previous quarter
Quarter ending December 2016	369	
Quarter ending March 2017	367	→
Quarter ending June 2017	370	→
Quarter ending September 2017	366	↓
Quarter ending December 2017	343	↓
<b>Variance since December 2016</b>	<b>(7.0%)</b>	<b>↓</b>



### ACTIVITY



Month	Adjusted Scheduled Activity (UDA)	
	2017	2018
April	19	31
May	91	107
June	161	168
July	269	242
August	323	293
September	443	336
October	522	424
November	535	445
December	621	568
January	708	
February	772	
March	885	
April	948	
May	948	
June	948	

### QUALITY

	Quantity	Base Number	Contract	LHB	Wales
% of FP17s for the same patient ID Re-attending within 3 months - Children	26	273	9.5%	8.0%	11.0%
% of FP17s for the same patient ID Re-attending within 3 months - Adults	10	113	8.8%	13.7%	16.1%
% of FP17s for the same patient ID Re-attending between 3 & 9 months - Children	189	273	69.2%	58.5%	58.9%
% of FP17s for the same patient ID Re-attending between 3 & 9 months - Adults	70	113	61.9%	53.9%	55.2%
% of FP17s for Band 1 Urgent Courses	0	356	0.0%	8.3%	9.0%
% of FP17s Relating to Free Repair or Replacements	0	356	0.0%	0.8%	0.7%
% of FP17s Relating to Continuations	9	356	2.5%	0.9%	0.8%
% of Patients satisfied with the dentistry they have received	3	3	N/A	91.9%	91.9%
% of Patients satisfied with the time they had to wait for an appointment	3	3	N/A	87.7%	87.9%

\* This is based on patients treated on this contract for their most recent course of treatment. Figures in italics indicate the base number of FP17s or Patient Questionnaire responses are less than 100. N/A is shown where the base number of responses is less than 10 during the period. % is calculated as Quantity/Base number\*100

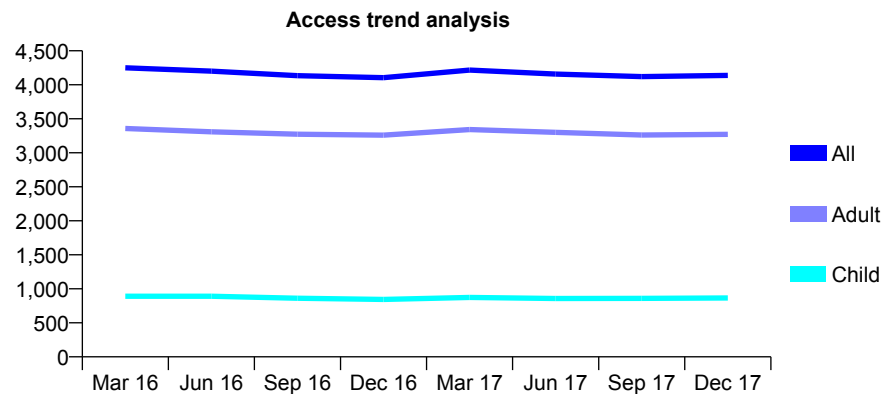
## 7A1 - Vital Signs At a Glance Contract Report for 639095/0001 - December 2017

Name or company name	MR MA HORTON
Contract type name	GDS Contract
Purpose of contract	General
Contract start date	01/04/2006
Contract end date	

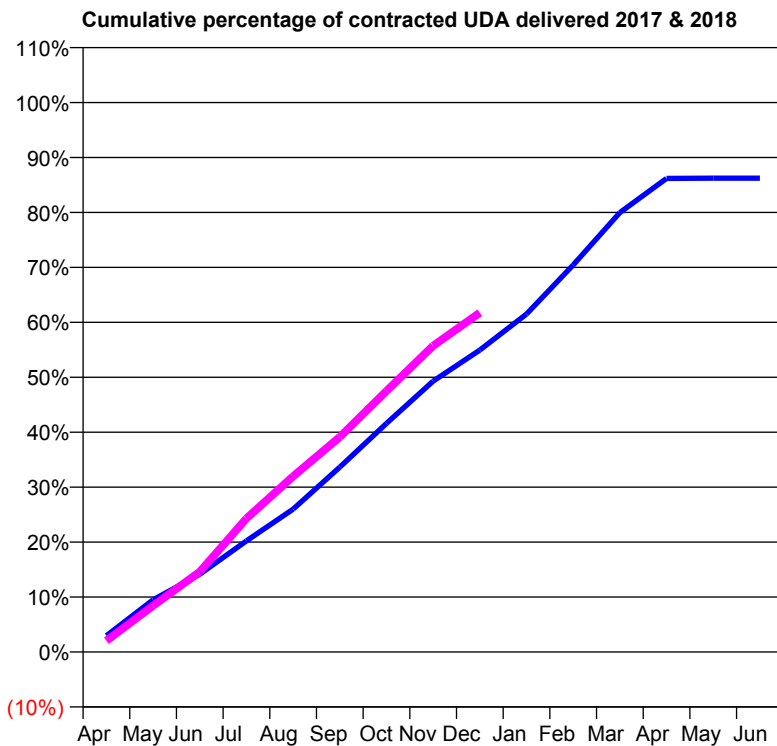
17/18 Contracted general activity (UDA)	14,832
Carry forward general activity (UDA)	0
17/18 Contracted orthodontic activity (UOA)	0
Carry forward orthodontic activity (UOA)	0
Baseline contract value	£423,926.23

### ACCESS\*

Patients seen in 24 months	Total	Change since previous quarter
Quarter ending December 2016	4,104	
Quarter ending March 2017	4,216	↑
Quarter ending June 2017	4,157	↓
Quarter ending September 2017	4,121	→
Quarter ending December 2017	4,138	→
<b>Variance since December 2016</b>	<b>0.8%</b>	<b>→</b>



### ACTIVITY



Month	Adjusted Scheduled Activity (UDA)	
	2017	2018
April	441	303
May	1,410	1,250
June	2,101	2,165
July	2,999	3,605
August	3,857	4,741
September	4,991	5,806
October	6,170	7,046
November	7,311	8,265
December	8,149	9,159
January	9,121	
February	10,447	
March	11,860	
April	12,782	
May	12,788	
June	12,791	

### QUALITY

	Quantity	Base Number	Contract	LHB	Wales
% of FP17s for the same patient ID Re-attending within 3 months - Children	103	1,117	9.2%	8.0%	11.0%
% of FP17s for the same patient ID Re-attending within 3 months - Adults	663	4,008	16.5%	13.7%	16.1%
% of FP17s for the same patient ID Re-attending between 3 & 9 months - Children	758	1,117	67.9%	58.5%	58.9%
% of FP17s for the same patient ID Re-attending between 3 & 9 months - Adults	2,474	4,008	61.7%	53.9%	55.2%
% of FP17s for Band 1 Urgent Courses	396	4,700	8.4%	8.3%	9.0%
% of FP17s Relating to Free Repair or Replacements	86	4,700	1.8%	0.8%	0.7%
% of FP17s Relating to Continuations	37	4,700	0.8%	0.9%	0.8%
% of Patients satisfied with the dentistry they have received	29	33	87.9%	91.9%	91.9%
% of Patients satisfied with the time they had to wait for an appointment	29	33	87.9%	87.7%	87.9%

\* This is based on patients treated on this contract for their most recent course of treatment. Figures in italics indicate the base number of FP17s or Patient Questionnaire responses are less than 100. N/A is shown where the base number of responses is less than 10 during the period. % is calculated as Quantity/Base number\*100

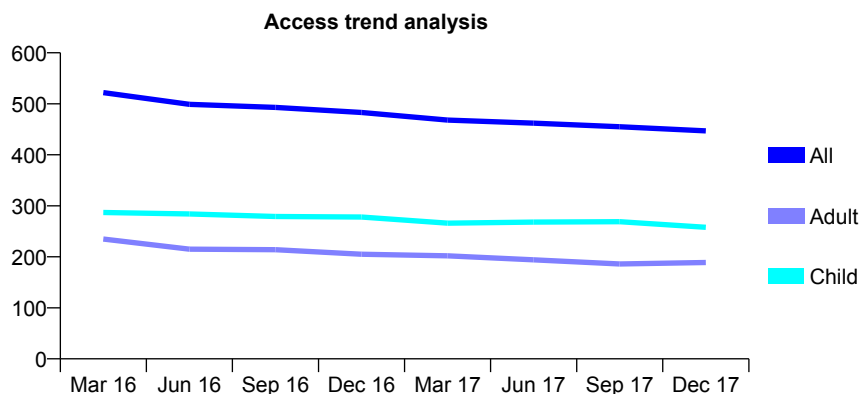
## 7A1 - Vital Signs At a Glance Contract Report for 641820/0001 - December 2017

Name or company name	MR AP WOOLLEY
Contract type name	GDS Contract
Purpose of contract	General
Contract start date	01/04/2006
Contract end date	

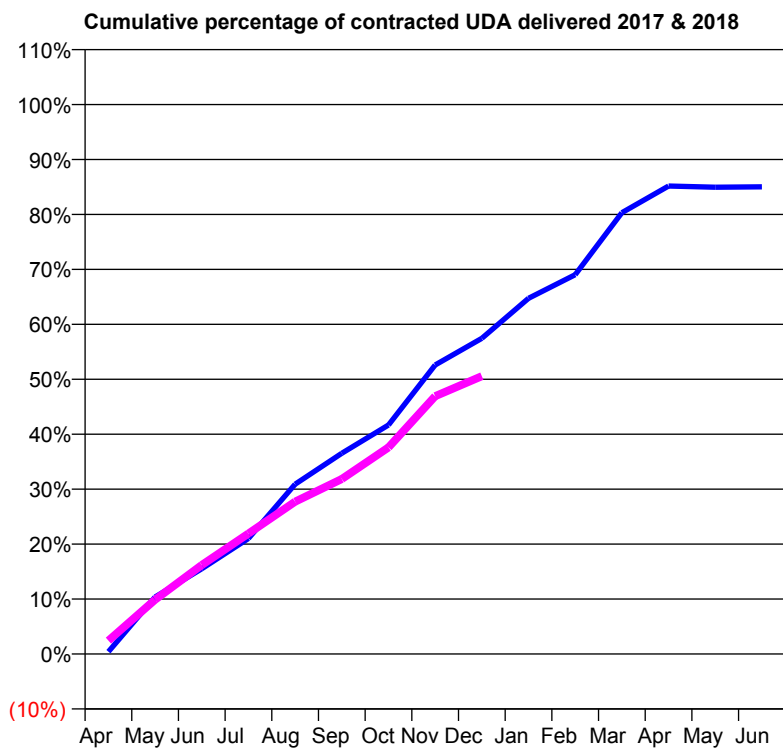
17/18 Contracted general activity (UDA)	1,190
Carry forward general activity (UDA)	0
17/18 Contracted orthodontic activity (UOA)	0
Carry forward orthodontic activity (UOA)	0
Baseline contract value	£29,238.01

### ACCESS\*

Patients seen in 24 months	Total	Change since previous quarter
Quarter ending December 2016	483	
Quarter ending March 2017	468	↓
Quarter ending June 2017	462	↓
Quarter ending September 2017	455	↓
Quarter ending December 2017	447	↓
<b>Variance since December 2016</b>	<b>(7.5%)</b>	<b>↓</b>



### ACTIVITY



Month	Adjusted Scheduled Activity (UDA)	
	2017	2018
April	5	29
May	135	118
June	202	193
July	273	261
August	402	330
September	475	379
October	542	448
November	684	558
December	747	602
January	841	
February	897	
March	1,044	
April	1,107	
May	1,104	
June	1,105	

### QUALITY

	Quantity	Base Number	Contract	LHB	Wales
% of FP17s for the same patient ID Re-attending within 3 months - Children	20	263	7.6%	8.0%	11.0%
% of FP17s for the same patient ID Re-attending within 3 months - Adults	13	138	9.4%	13.7%	16.1%
% of FP17s for the same patient ID Re-attending between 3 & 9 months - Children	146	263	55.5%	58.5%	58.9%
% of FP17s for the same patient ID Re-attending between 3 & 9 months - Adults	78	138	56.5%	53.9%	55.2%
% of FP17s for Band 1 Urgent Courses	20	367	5.4%	8.3%	9.0%
% of FP17s Relating to Free Repair or Replacements	0	367	0.0%	0.8%	0.7%
% of FP17s Relating to Continuations	0	367	0.0%	0.9%	0.8%
% of Patients satisfied with the dentistry they have received	0	0	N/A	91.9%	91.9%
% of Patients satisfied with the time they had to wait for an appointment	0	0	N/A	87.7%	87.9%

\* This is based on patients treated on this contract for their most recent course of treatment. Figures in italics indicate the base number of FP17s or Patient Questionnaire responses are less than 100. N/A is shown where the base number of responses is less than 10 during the period. % is calculated as Quantity/Base number\*100

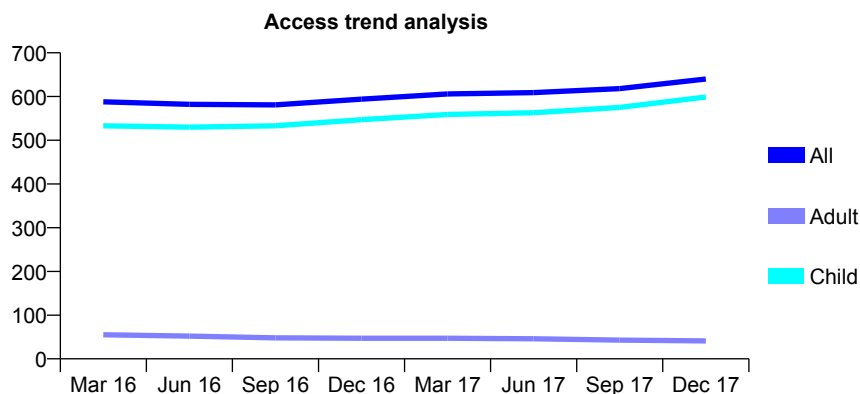
## 7A1 - Vital Signs At a Glance Contract Report for 678589/0001 - December 2017

Name or company name	MR FQ HEWITT
Contract type name	GDS Contract
Purpose of contract	General
Contract start date	01/04/2009
Contract end date	

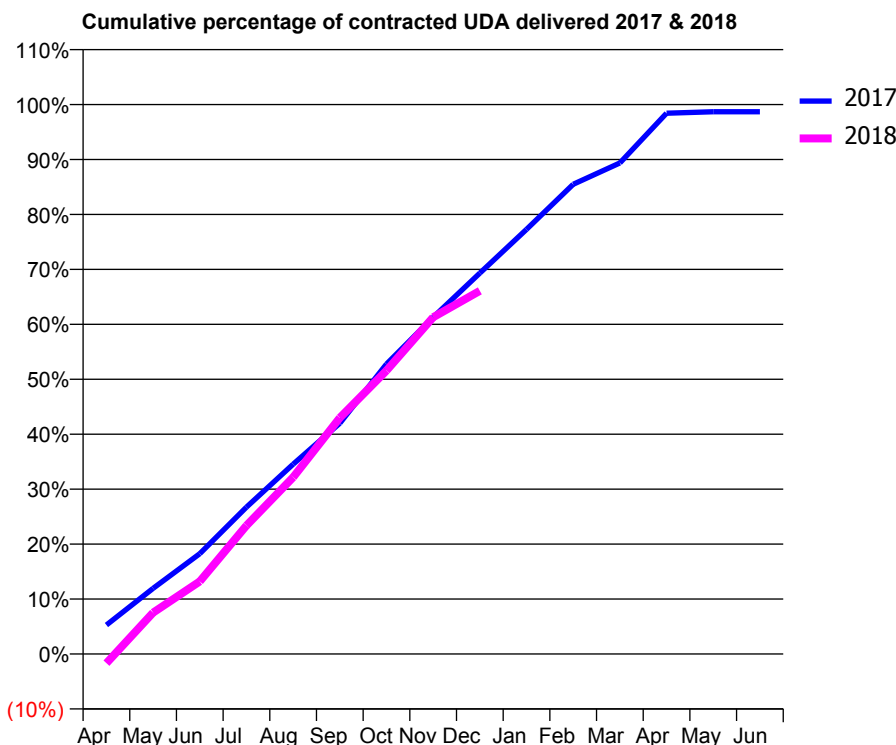
17/18 Contracted general activity (UDA)	1,129
Carry forward general activity (UDA)	19
17/18 Contracted orthodontic activity (UOA)	0
Carry forward orthodontic activity (UOA)	0
Baseline contract value	£27,322.72

### ACCESS\*

Patients seen in 24 months	Total	Change since previous quarter
Quarter ending December 2016	594	
Quarter ending March 2017	606	↑
Quarter ending June 2017	609	→
Quarter ending September 2017	618	→
Quarter ending December 2017	640	↑
<b>Variance since December 2016</b>	<b>7.7%</b>	<b>↑</b>



### ACTIVITY



Month	Adjusted Scheduled Activity (UDA)	
	2017	2018
April	60	-19
May	135	85
June	206	149
July	302	264
August	390	363
September	474	485
October	596	582
November	692	692
December	783	746
January	872	
February	965	
March	1,009	
April	1,111	
May	1,114	
June	1,114	

### QUALITY

	Quantity	Base Number	Contract	LHB	Wales
% of FP17s for the same patient ID Re-attending within 3 months - Children	43	656	6.6%	8.0%	11.0%
% of FP17s for the same patient ID Re-attending within 3 months - Adults	0	9	0.0%	13.7%	16.1%
% of FP17s for the same patient ID Re-attending between 3 & 9 months - Children	348	656	53.0%	58.5%	58.9%
% of FP17s for the same patient ID Re-attending between 3 & 9 months - Adults	5	9	55.6%	53.9%	55.2%
% of FP17s for Band 1 Urgent Courses	26	595	4.4%	8.3%	9.0%
% of FP17s Relating to Free Repair or Replacements	0	595	0.0%	0.8%	0.7%
% of FP17s Relating to Continuations	3	595	0.5%	0.9%	0.8%
% of Patients satisfied with the dentistry they have received	1	1	N/A	91.9%	91.9%
% of Patients satisfied with the time they had to wait for an appointment	1	1	N/A	87.7%	87.9%

\* This is based on patients treated on this contract for their most recent course of treatment. Figures in italics indicate the base number of FP17s or Patient Questionnaire responses are less than 100. N/A is shown where the base number of responses is less than 10 during the period. % is calculated as Quantity/Base number\*100

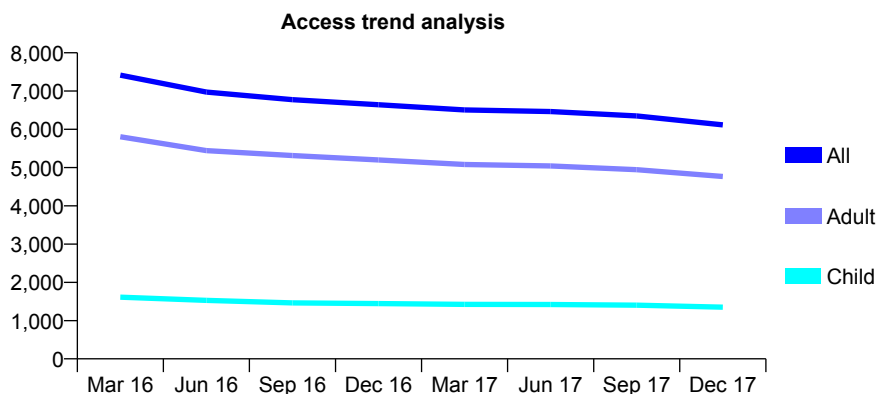
## 7A1 - Vital Signs At a Glance Contract Report for 682365/0001 - December 2017

Name or company name	MR QM JAFFRI
Contract type name	GDS Contract
Purpose of contract	General
Contract start date	01/04/2006
Contract end date	

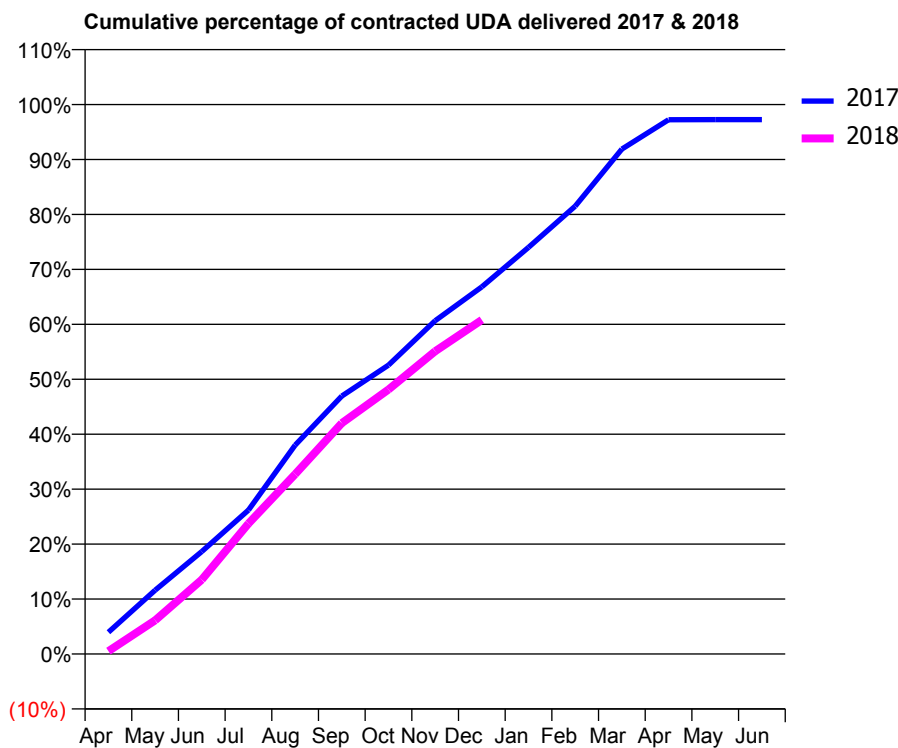
17/18 Contracted general activity (UDA)	19,008
Carry forward general activity (UDA)	522
17/18 Contracted orthodontic activity (UOA)	0
Carry forward orthodontic activity (UOA)	0
Baseline contract value	£456,296.43

### ACCESS\*

Patients seen in 24 months	Total	Change since previous quarter
Quarter ending December 2016	6,643	
Quarter ending March 2017	6,506	↓
Quarter ending June 2017	6,465	→
Quarter ending September 2017	6,348	↓
Quarter ending December 2017	6,117	↓
<b>Variance since December 2016</b>	<b>(7.9%)</b>	<b>↓</b>



### ACTIVITY



Month	Adjusted Scheduled Activity (UDA)	
	2017	2018
April	752	98
May	2,200	1,163
June	3,532	2,570
July	4,960	4,515
August	7,198	6,220
September	8,887	7,986
October	9,951	9,150
November	11,481	10,473
December	12,648	11,556
January	14,008	
February	15,429	
March	17,397	
April	18,405	
May	18,410	
June	18,409	

### QUALITY

	Quantity	Base Number	Contract	LHB	Wales
% of FP17s for the same patient ID Re-attending within 3 months - Children	124	1,404	8.8%	8.0%	11.0%
% of FP17s for the same patient ID Re-attending within 3 months - Adults	882	5,405	16.3%	13.7%	16.1%
% of FP17s for the same patient ID Re-attending between 3 & 9 months - Children	845	1,404	60.2%	58.5%	58.9%
% of FP17s for the same patient ID Re-attending between 3 & 9 months - Adults	3,319	5,405	61.4%	53.9%	55.2%
% of FP17s for Band 1 Urgent Courses	582	6,326	9.2%	8.3%	9.0%
% of FP17s Relating to Free Repair or Replacements	79	6,326	1.2%	0.8%	0.7%
% of FP17s Relating to Continuations	70	6,326	1.1%	0.9%	0.8%
% of Patients satisfied with the dentistry they have received	15	17	88.2%	91.9%	91.9%
% of Patients satisfied with the time they had to wait for an appointment	16	17	94.1%	87.7%	87.9%

\* This is based on patients treated on this contract for their most recent course of treatment. Figures in italics indicate the base number of FP17s or Patient Questionnaire responses are less than 100. N/A is shown where the base number of responses is less than 10 during the period. % is calculated as Quantity/Base number\*100



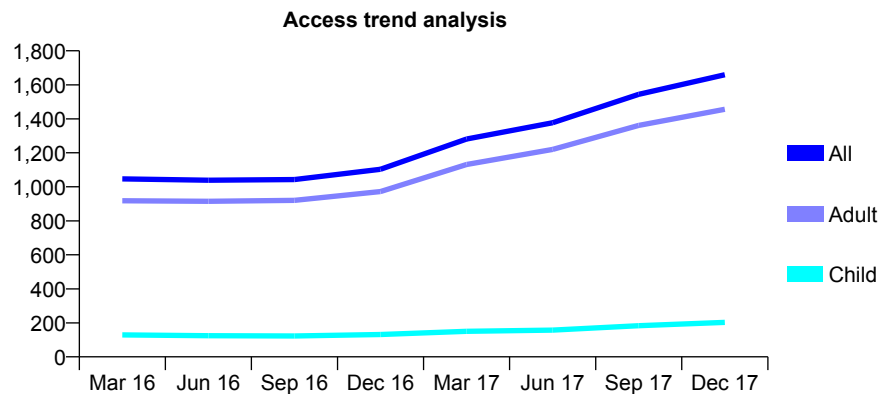
## 7A1 - Vital Signs At a Glance Contract Report for 682365/0006 - December 2017

Name or company name	MR QM JAFFRI
Contract type name	GDS Contract
Purpose of contract	General
Contract start date	01/01/2010
Contract end date	

17/18 Contracted general activity (UDA)	8,908
Carry forward general activity (UDA)	115
17/18 Contracted orthodontic activity (UOA)	0
Carry forward orthodontic activity (UOA)	0
Baseline contract value	£222,224.23

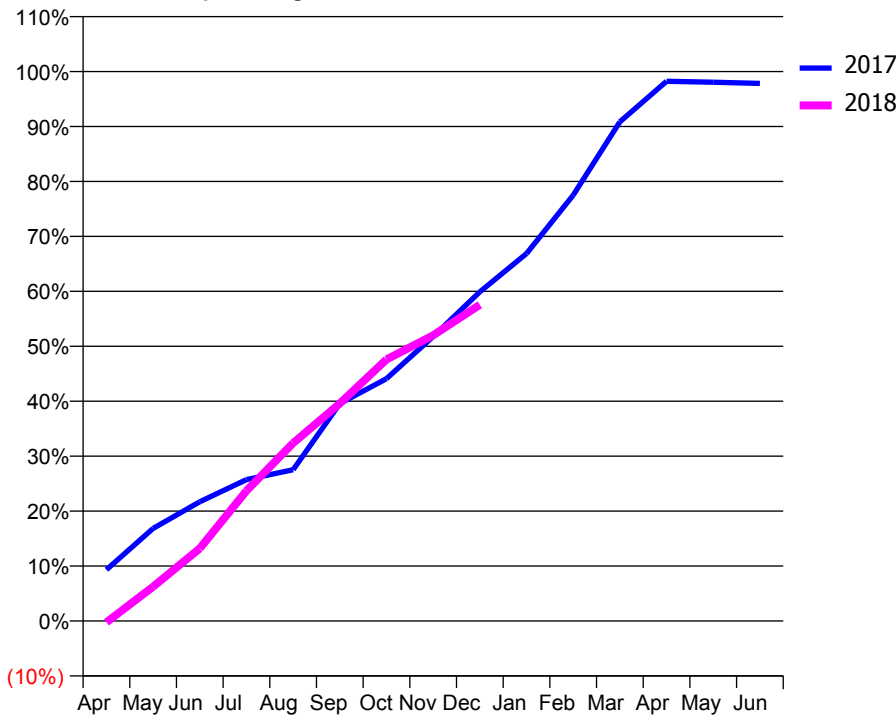
### ACCESS\*

Patients seen in 24 months	Total	Change since previous quarter
Quarter ending December 2016	1,103	
Quarter ending March 2017	1,281	↑
Quarter ending June 2017	1,377	↑
Quarter ending September 2017	1,544	↑
Quarter ending December 2017	1,659	↑
<b>Variance since December 2016</b>	<b>50.4%</b>	<b>↑</b>



### ACTIVITY

**Cumulative percentage of contracted UDA delivered 2017 & 2018**



Month	Adjusted Scheduled Activity (UDA)	
	2017	2018
April	496	-22
May	896	557
June	1,155	1,177
July	1,368	2,111
August	1,465	2,886
September	2,104	3,526
October	2,345	4,240
November	2,753	4,630
December	3,186	5,126
January	3,556	
February	4,121	
March	4,831	
April	5,223	
May	5,214	
June	5,203	

### QUALITY

	Quantity	Base Number	Contract	LHB	Wales
% of FP17s for the same patient ID Re-attending within 3 months - Children	9	208	4.3%	8.0%	11.0%
% of FP17s for the same patient ID Re-attending within 3 months - Adults	306	1,758	17.4%	13.7%	16.1%
% of FP17s for the same patient ID Re-attending between 3 & 9 months - Children	102	208	49.0%	58.5%	58.9%
% of FP17s for the same patient ID Re-attending between 3 & 9 months - Adults	890	1,758	50.6%	53.9%	55.2%
% of FP17s for Band 1 Urgent Courses	163	1,860	8.8%	8.3%	9.0%
% of FP17s Relating to Free Repair or Replacements	43	1,860	2.3%	0.8%	0.7%
% of FP17s Relating to Continuations	4	1,860	0.2%	0.9%	0.8%
% of Patients satisfied with the dentistry they have received	12	12	100.0%	91.9%	91.9%
% of Patients satisfied with the time they had to wait for an appointment	11	12	91.7%	87.7%	87.9%

\* This is based on patients treated on this contract for their most recent course of treatment. Figures in italics indicate the base number of FP17s or Patient Questionnaire responses are less than 100. N/A is shown where the base number of responses is less than 10 during the period. % is calculated as Quantity/Base number\*100

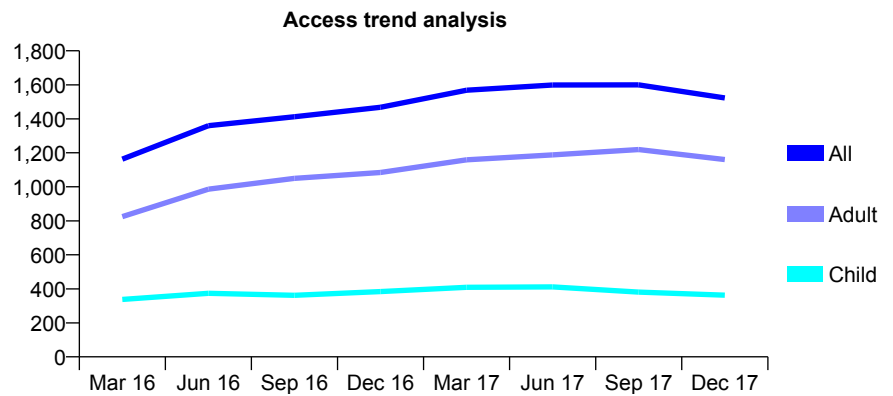
## 7A1 - Vital Signs At a Glance Contract Report for 682365/0008 - December 2017

Name or company name	MR QM JAFFRI
Contract type name	GDS Contract
Purpose of contract	General
Contract start date	01/07/2010
Contract end date	

17/18 Contracted general activity (UDA)	4,021
Carry forward general activity (UDA)	0
17/18 Contracted orthodontic activity (UOA)	0
Carry forward orthodontic activity (UOA)	0
Baseline contract value	£103,119.66

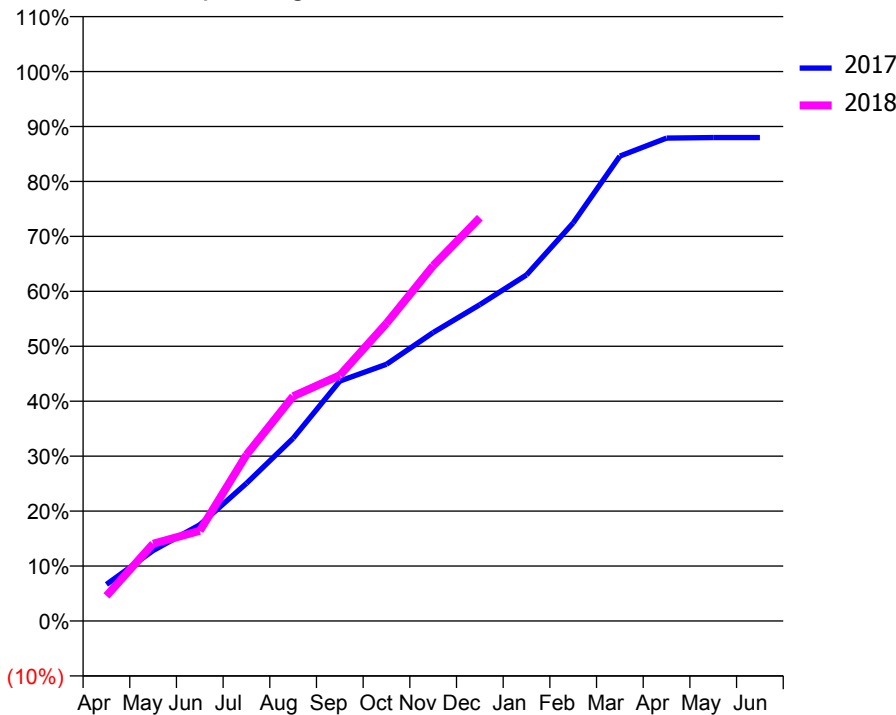
### ACCESS\*

Patients seen in 24 months	Total	Change since previous quarter
Quarter ending December 2016	1,468	
Quarter ending March 2017	1,568	↑
Quarter ending June 2017	1,599	→
Quarter ending September 2017	1,600	→
Quarter ending December 2017	1,523	↓
<b>Variance since December 2016</b>	<b>3.7%</b>	<b>↑</b>



### ACTIVITY

Cumulative percentage of contracted UDA delivered 2017 & 2018



Month	Adjusted Scheduled Activity (UDA)	
	2017	2018
April	368	184
May	708	565
June	966	660
July	1,383	1,217
August	1,836	1,645
September	2,411	1,798
October	2,580	2,178
November	2,899	2,600
December	3,179	2,952
January	3,477	
February	4,000	
March	4,671	
April	4,853	
May	4,858	
June	4,858	

### QUALITY

	Quantity	Base Number	Contract	LHB	Wales
% of FP17s for the same patient ID Re-attending within 3 months - Children	41	326	12.6%	8.0%	11.0%
% of FP17s for the same patient ID Re-attending within 3 months - Adults	177	1,014	17.5%	13.7%	16.1%
% of FP17s for the same patient ID Re-attending between 3 & 9 months - Children	187	326	57.4%	58.5%	58.9%
% of FP17s for the same patient ID Re-attending between 3 & 9 months - Adults	495	1,014	48.8%	53.9%	55.2%
% of FP17s for Band 1 Urgent Courses	63	1,272	5.0%	8.3%	9.0%
% of FP17s Relating to Free Repair or Replacements	42	1,272	3.3%	0.8%	0.7%
% of FP17s Relating to Continuations	10	1,272	0.8%	0.9%	0.8%
% of Patients satisfied with the dentistry they have received	2	4	N/A	91.9%	91.9%
% of Patients satisfied with the time they had to wait for an appointment	3	4	N/A	87.7%	87.9%

\* This is based on patients treated on this contract for their most recent course of treatment. Figures in italics indicate the base number of FP17s or Patient Questionnaire responses are less than 100. N/A is shown where the base number of responses is less than 10 during the period. % is calculated as Quantity/Base number\*100

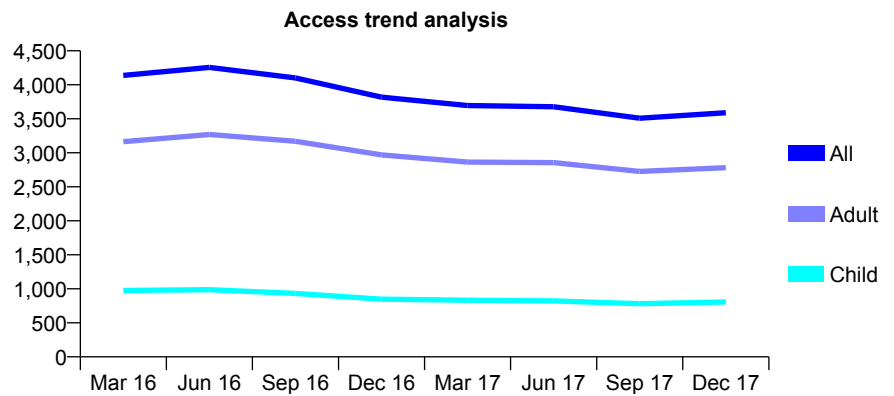
## 7A1 - Vital Signs At a Glance Contract Report for 682365/0011 - December 2017

Name or company name	MR QM JAFFRI
Contract type name	GDS Contract
Purpose of contract	General
Contract start date	01/10/2014
Contract end date	

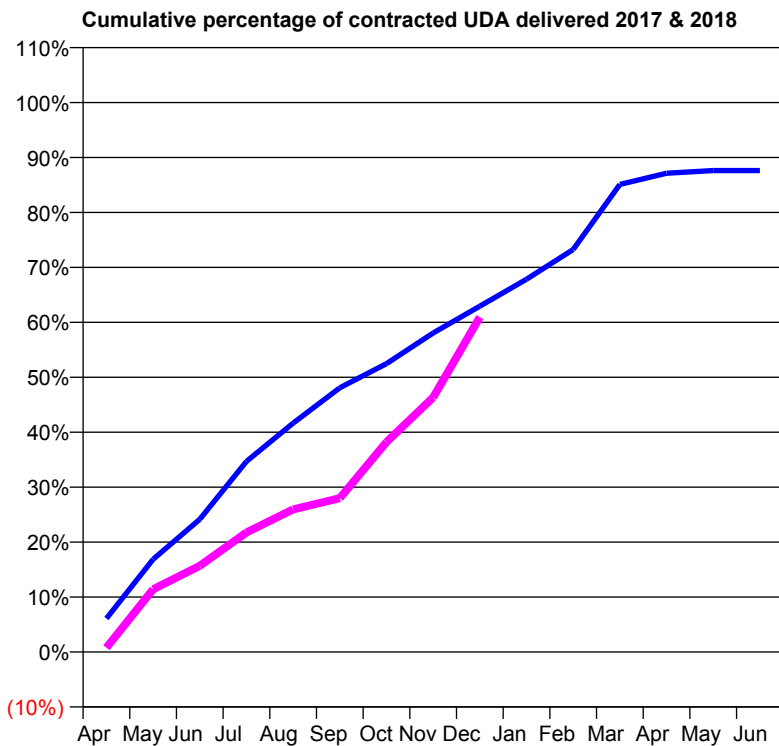
17/18 Contracted general activity (UDA)	14,259
Carry forward general activity (UDA)	0
17/18 Contracted orthodontic activity (UOA)	0
Carry forward orthodontic activity (UOA)	0
Baseline contract value	£336,957.89

### ACCESS\*

Patients seen in 24 months	Total	Change since previous quarter
Quarter ending December 2016	3,818	
Quarter ending March 2017	3,696	↓
Quarter ending June 2017	3,678	→
Quarter ending September 2017	3,508	↓
Quarter ending December 2017	3,589	↑
<b>Variance since December 2016</b>	<b>(6.0%)</b>	<b>↓</b>



### ACTIVITY



Month	Adjusted Scheduled Activity (UDA)	
	2017	2018
April	642	112
May	1,776	1,627
June	2,541	2,236
July	3,649	3,102
August	4,381	3,699
September	5,057	3,990
October	5,519	5,450
November	6,108	6,608
December	6,621	8,691
January	7,135	
February	7,704	
March	8,950	
April	9,164	
May	9,215	
June	9,215	

### QUALITY

	Quantity	Base Number	Contract	LHB	Wales
% of FP17s for the same patient ID Re-attending within 3 months - Children	72	851	8.5%	8.0%	11.0%
% of FP17s for the same patient ID Re-attending within 3 months - Adults	388	3,007	12.9%	13.7%	16.1%
% of FP17s for the same patient ID Re-attending between 3 & 9 months - Children	499	851	58.6%	58.5%	58.9%
% of FP17s for the same patient ID Re-attending between 3 & 9 months - Adults	1,766	3,007	58.7%	53.9%	55.2%
% of FP17s for Band 1 Urgent Courses	195	3,747	5.2%	8.3%	9.0%
% of FP17s Relating to Free Repair or Replacements	19	3,747	0.5%	0.8%	0.7%
% of FP17s Relating to Continuations	13	3,747	0.3%	0.9%	0.8%
% of Patients satisfied with the dentistry they have received	8	8	N/A	91.9%	91.9%
% of Patients satisfied with the time they had to wait for an appointment	6	8	N/A	87.7%	87.9%

\* This is based on patients treated on this contract for their most recent course of treatment. Figures in italics indicate the base number of FP17s or Patient Questionnaire responses are less than 100. N/A is shown where the base number of responses is less than 10 during the period. % is calculated as Quantity/Base number\*100

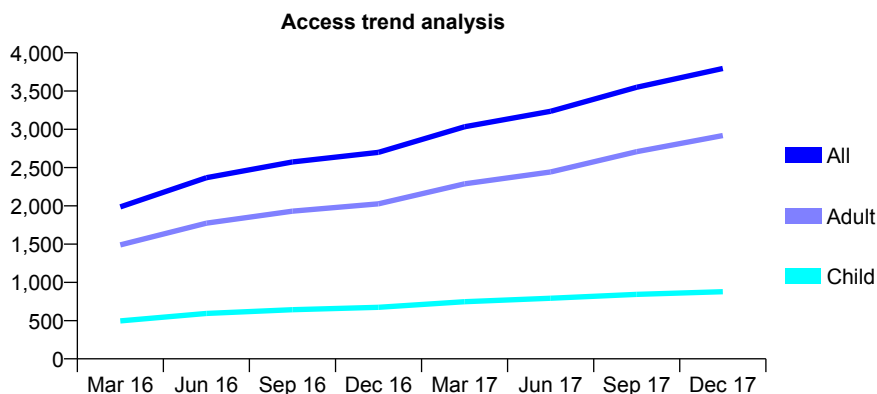
## 7A1 - Vital Signs At a Glance Contract Report for 682365/0012 - December 2017

Name or company name	MR QM JAFFRI
Contract type name	GDS Contract
Purpose of contract	General
Contract start date	01/10/2014
Contract end date	

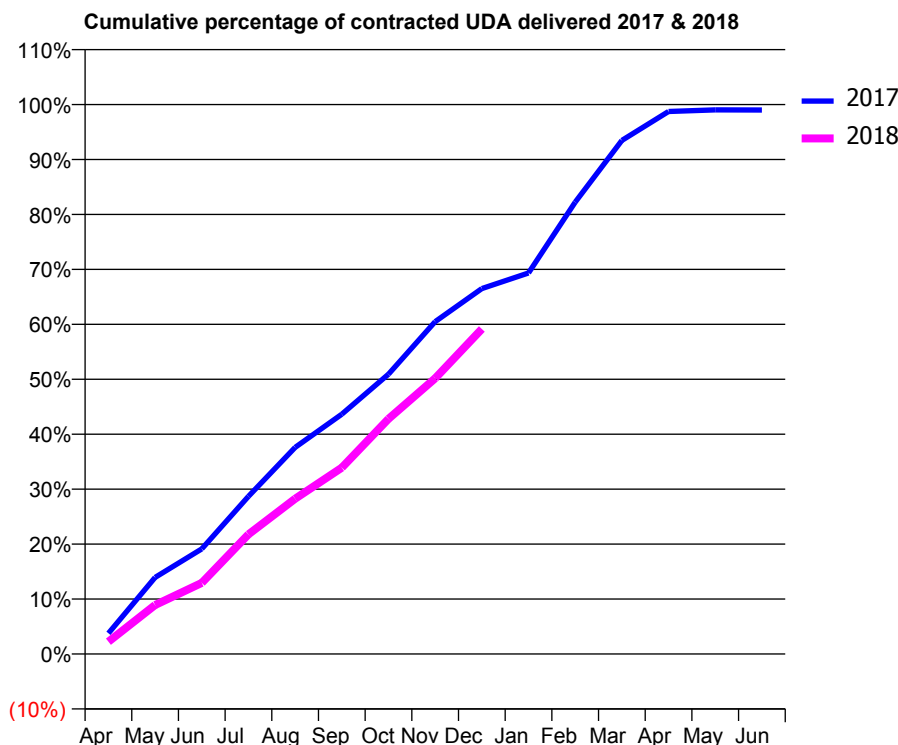
17/18 Contracted general activity (UDA)	12,458
Carry forward general activity (UDA)	96
17/18 Contracted orthodontic activity (UOA)	0
Carry forward orthodontic activity (UOA)	0
Baseline contract value	£293,651.45

### ACCESS\*

Patients seen in 24 months	Total	Change since previous quarter
Quarter ending December 2016	2,699	
Quarter ending March 2017	3,034	↑
Quarter ending June 2017	3,235	↑
Quarter ending September 2017	3,550	↑
Quarter ending December 2017	3,796	↑
<b>Variance since December 2016</b>	<b>40.6%</b>	<b>↑</b>



### ACTIVITY



Month	Adjusted Scheduled Activity (UDA)	
	2017	2018
April	364	279
May	1,342	1,112
June	1,843	1,612
July	2,763	2,715
August	3,620	3,519
September	4,203	4,226
October	4,903	5,331
November	5,824	6,251
December	6,403	7,369
January	6,677	
February	7,917	
March	8,999	
April	9,506	
May	9,533	
June	9,532	

### QUALITY

	Quantity	Base Number	Contract	LHB	Wales
% of FP17s for the same patient ID Re-attending within 3 months - Children	19	763	2.5%	8.0%	11.0%
% of FP17s for the same patient ID Re-attending within 3 months - Adults	150	2,603	5.8%	13.7%	16.1%
% of FP17s for the same patient ID Re-attending between 3 & 9 months - Children	368	763	48.2%	58.5%	58.9%
% of FP17s for the same patient ID Re-attending between 3 & 9 months - Adults	1,229	2,603	47.2%	53.9%	55.2%
% of FP17s for Band 1 Urgent Courses	189	3,126	6.0%	8.3%	9.0%
% of FP17s Relating to Free Repair or Replacements	15	3,126	0.5%	0.8%	0.7%
% of FP17s Relating to Continuations	1	3,126	0.0%	0.9%	0.8%
% of Patients satisfied with the dentistry they have received	9	10	90.0%	91.9%	91.9%
% of Patients satisfied with the time they had to wait for an appointment	9	10	90.0%	87.7%	87.9%

\* This is based on patients treated on this contract for their most recent course of treatment. Figures in italics indicate the base number of FP17s or Patient Questionnaire responses are less than 100. N/A is shown where the base number of responses is less than 10 during the period. % is calculated as Quantity/Base number\*100

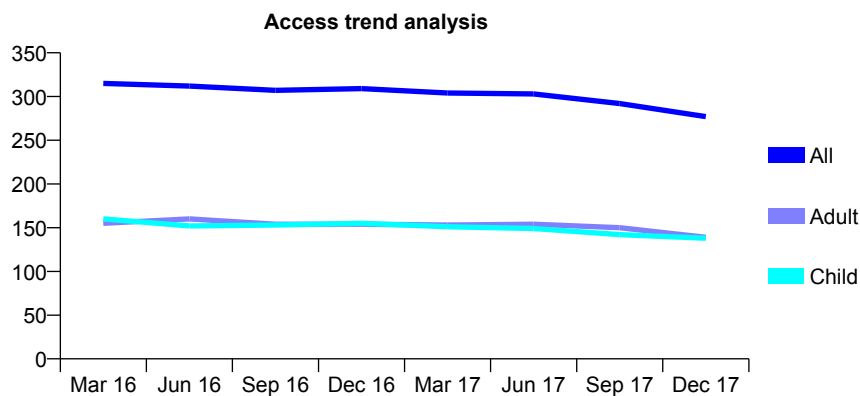
## 7A1 - Vital Signs At a Glance Contract Report for 725714/0001 - December 2017

Name or company name	MRS EM COWARD
Contract type name	GDS Contract
Purpose of contract	General
Contract start date	01/04/2006
Contract end date	

17/18 Contracted general activity (UDA)	653
Carry forward general activity (UDA)	0
17/18 Contracted orthodontic activity (UOA)	0
Carry forward orthodontic activity (UOA)	0
Baseline contract value	£14,095.84

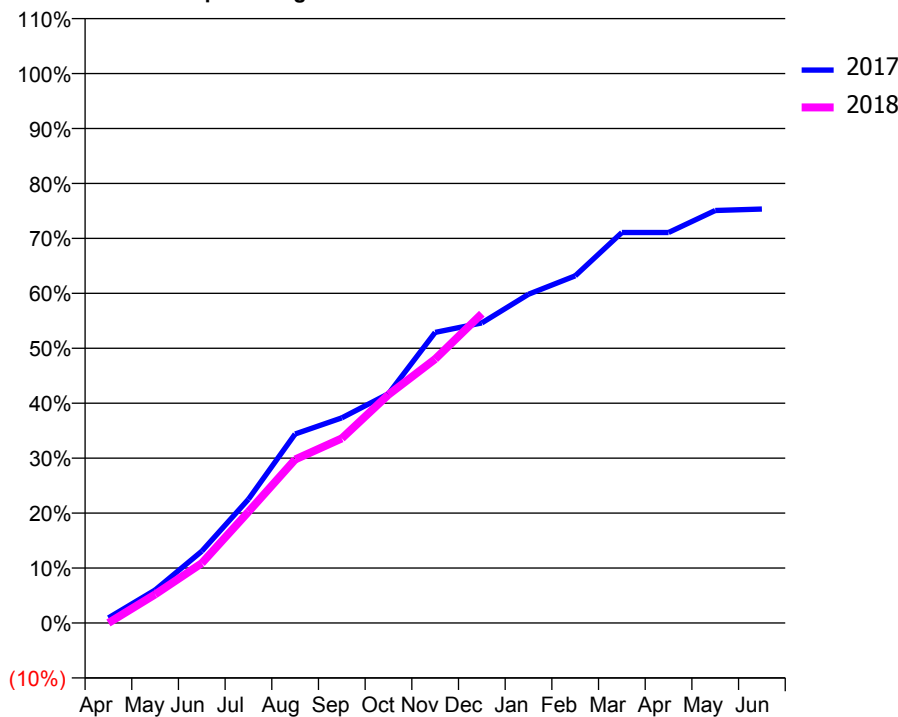
### ACCESS\*

Patients seen in 24 months	Total	Change since previous quarter
Quarter ending December 2016	309	
Quarter ending March 2017	304	↓
Quarter ending June 2017	303	→
Quarter ending September 2017	292	↓
Quarter ending December 2017	277	↓
<b>Variance since December 2016</b>	<b>(10.4%)</b>	<b>↓</b>



### ACTIVITY

Cumulative percentage of contracted UDA delivered 2017 & 2018



Adjusted Scheduled Activity (UDA)

Month	2017	2018
April	7	0
May	45	34
June	98	71
July	169	132
August	258	194
September	280	219
October	313	271
November	397	314
December	410	368
January	449	
February	474	
March	533	
April	533	
May	563	
June	565	

### QUALITY

	Quantity	Base Number	Contract	LHB	Wales
% of FP17s for the same patient ID Re-attending within 3 months - Children	5	144	3.5%	8.0%	11.0%
% of FP17s for the same patient ID Re-attending within 3 months - Adults	8	105	7.6%	13.7%	16.1%
% of FP17s for the same patient ID Re-attending between 3 & 9 months - Children	83	144	57.6%	58.5%	58.9%
% of FP17s for the same patient ID Re-attending between 3 & 9 months - Adults	51	105	48.6%	53.9%	55.2%
% of FP17s for Band 1 Urgent Courses	3	227	1.3%	8.3%	9.0%
% of FP17s Relating to Free Repair or Replacements	0	227	0.0%	0.8%	0.7%
% of FP17s Relating to Continuations	4	227	1.8%	0.9%	0.8%
% of Patients satisfied with the dentistry they have received	1	1	N/A	91.9%	91.9%
% of Patients satisfied with the time they had to wait for an appointment	1	1	N/A	87.7%	87.9%

\* This is based on patients treated on this contract for their most recent course of treatment. Figures in italics indicate the base number of FP17s or Patient Questionnaire responses are less than 100. N/A is shown where the base number of responses is less than 10 during the period. % is calculated as Quantity/Base number\*100

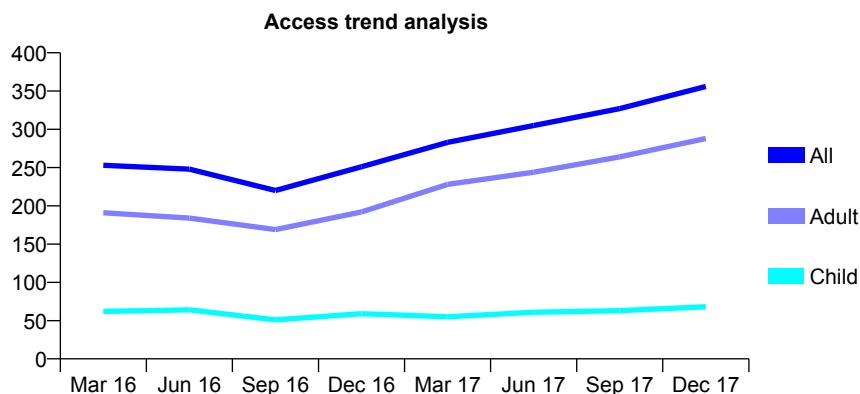
## 7A1 - Vital Signs At a Glance Contract Report for 732419/0001 - December 2017

Name or company name	MISS AH LANE
Contract type name	GDS Contract
Purpose of contract	General
Contract start date	01/04/2006
Contract end date	

17/18 Contracted general activity (UDA)	1,876
Carry forward general activity (UDA)	0
17/18 Contracted orthodontic activity (UOA)	0
Carry forward orthodontic activity (UOA)	0
Baseline contract value	£55,589.97

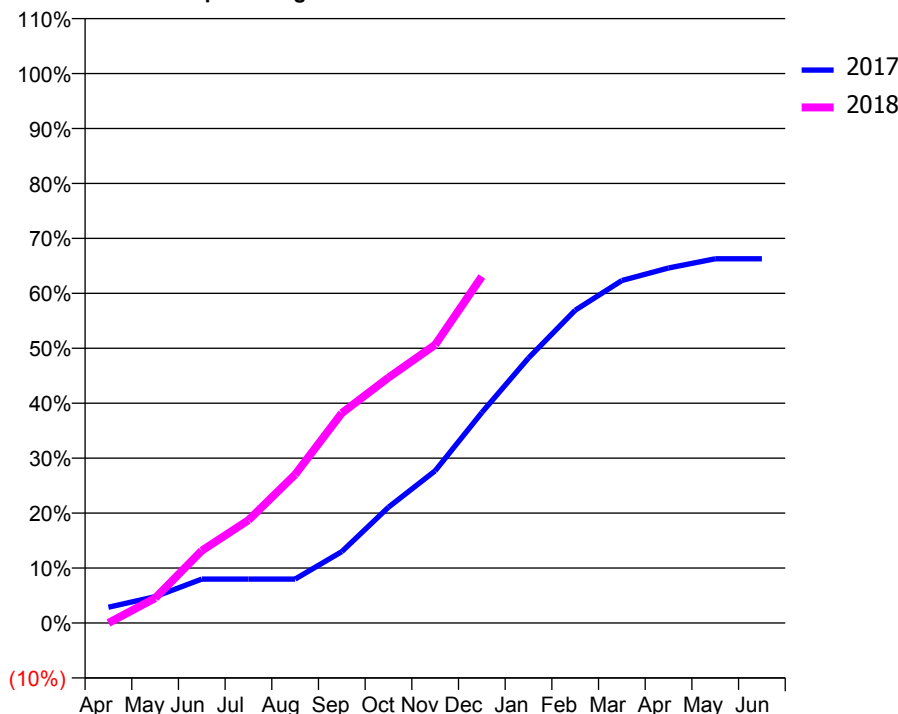
### ACCESS\*

Patients seen in 24 months	Total	Change since previous quarter
Quarter ending December 2016	251	
Quarter ending March 2017	283	↑
Quarter ending June 2017	305	↑
Quarter ending September 2017	327	↑
Quarter ending December 2017	356	↑
<b>Variance since December 2016</b>	<b>41.8%</b>	<b>↑</b>



### ACTIVITY

Cumulative percentage of contracted UDA delivered 2017 & 2018



Month	Adjusted Scheduled Activity (UDA)	
	2017	2018
April	64	0
May	107	85
June	178	247
July	178	351
August	178	507
September	290	717
October	470	838
November	618	950
December	855	1,183
January	1,076	
February	1,271	
March	1,391	
April	1,442	
May	1,479	
June	1,479	

### QUALITY

	Quantity	Base Number	Contract	LHB	Wales
% of FP17s for the same patient ID Re-attending within 3 months - Children	0	45	0.0%	8.0%	11.0%
% of FP17s for the same patient ID Re-attending within 3 months - Adults	4	199	2.0%	13.7%	16.1%
% of FP17s for the same patient ID Re-attending between 3 & 9 months - Children	3	45	6.7%	58.5%	58.9%
% of FP17s for the same patient ID Re-attending between 3 & 9 months - Adults	65	199	32.7%	53.9%	55.2%
% of FP17s for Band 1 Urgent Courses	0	228	0.0%	8.3%	9.0%
% of FP17s Relating to Free Repair or Replacements	0	228	0.0%	0.8%	0.7%
% of FP17s Relating to Continuations	1	228	0.4%	0.9%	0.8%
% of Patients satisfied with the dentistry they have received	1	1	N/A	91.9%	91.9%
% of Patients satisfied with the time they had to wait for an appointment	1	1	N/A	87.7%	87.9%

\* This is based on patients treated on this contract for their most recent course of treatment. Figures in italics indicate the base number of FP17s or Patient Questionnaire responses are less than 100. N/A is shown where the base number of responses is less than 10 during the period. % is calculated as Quantity/Base number\*100

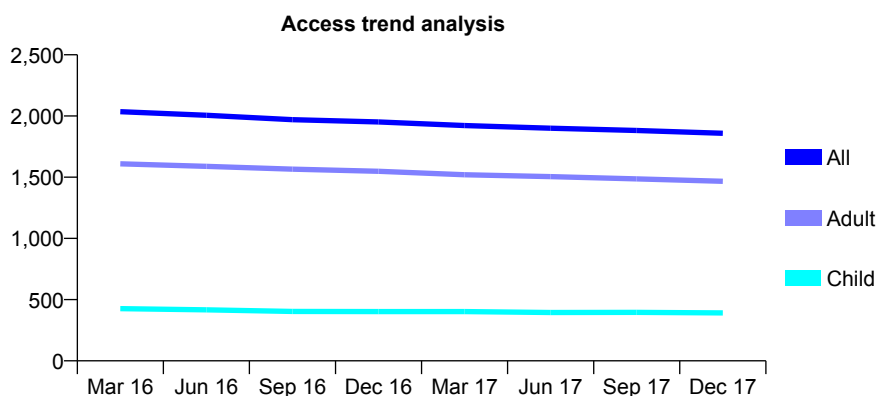
## 7A1 - Vital Signs At a Glance Contract Report for 782092/0001 - December 2017

Name or company name	MR F FARSAIKIYA
Contract type name	GDS Contract
Purpose of contract	General
Contract start date	01/04/2006
Contract end date	

17/18 Contracted general activity (UDA)	6,000
Carry forward general activity (UDA)	4
17/18 Contracted orthodontic activity (UOA)	0
Carry forward orthodontic activity (UOA)	0
Baseline contract value	£143,899.63

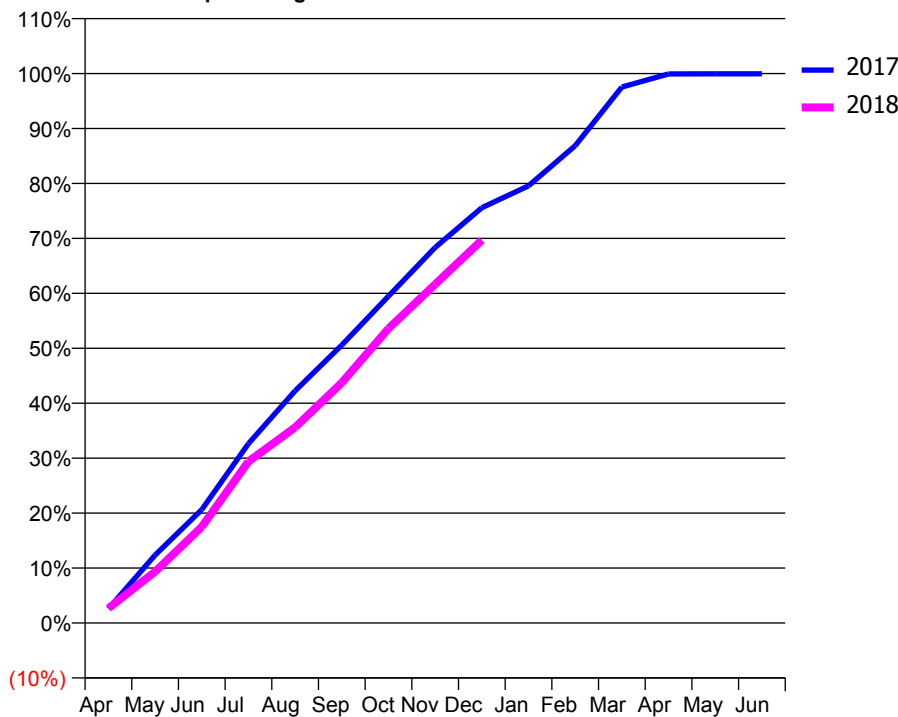
### ACCESS\*

Patients seen in 24 months	Total	Change since previous quarter
Quarter ending December 2016	1,951	
Quarter ending March 2017	1,922	↓
Quarter ending June 2017	1,900	↓
Quarter ending September 2017	1,882	→
Quarter ending December 2017	1,859	↓
<b>Variance since December 2016</b>	<b>(4.7%)</b>	<b>↓</b>



### ACTIVITY

Cumulative percentage of contracted UDA delivered 2017 & 2018



Adjusted Scheduled Activity (UDA)

Month	2017	2018
April	162	160
May	767	561
June	1,280	1,051
July	2,025	1,763
August	2,622	2,137
September	3,137	2,624
October	3,690	3,215
November	4,239	3,699
December	4,687	4,181
January	4,934	
February	5,388	
March	6,050	
April	6,197	
May	6,198	
June	6,198	

### QUALITY

	Quantity	Base Number	Contract	LHB	Wales
% of FP17s for the same patient ID Re-attending within 3 months - Children	13	460	2.8%	8.0%	11.0%
% of FP17s for the same patient ID Re-attending within 3 months - Adults	72	1,681	4.3%	13.7%	16.1%
% of FP17s for the same patient ID Re-attending between 3 & 9 months - Children	325	460	70.7%	58.5%	58.9%
% of FP17s for the same patient ID Re-attending between 3 & 9 months - Adults	1,213	1,681	72.2%	53.9%	55.2%
% of FP17s for Band 1 Urgent Courses	51	2,053	2.5%	8.3%	9.0%
% of FP17s Relating to Free Repair or Replacements	0	2,053	0.0%	0.8%	0.7%
% of FP17s Relating to Continuations	4	2,053	0.2%	0.9%	0.8%
% of Patients satisfied with the dentistry they have received	4	5	N/A	91.9%	91.9%
% of Patients satisfied with the time they had to wait for an appointment	5	5	N/A	87.7%	87.9%

\* This is based on patients treated on this contract for their most recent course of treatment. Figures in italics indicate the base number of FP17s or Patient Questionnaire responses are less than 100. N/A is shown where the base number of responses is less than 10 during the period. % is calculated as Quantity/Base number\*100

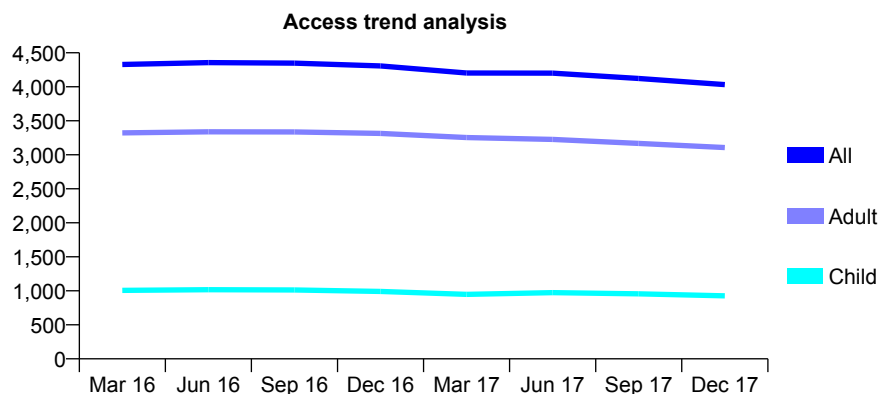
## 7A1 - Vital Signs At a Glance Contract Report for 788457/0001 - December 2017

Name or company name	Marquess DP Limited
Contract type name	GDS Contract
Purpose of contract	General
Contract start date	02/08/2006
Contract end date	

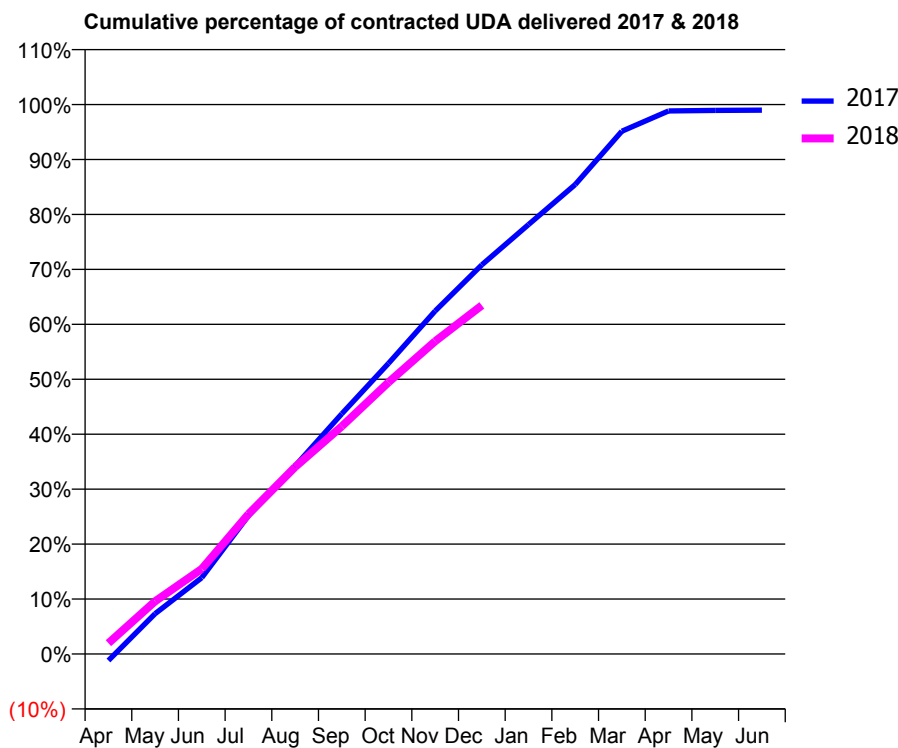
17/18 Contracted general activity (UDA)	12,664
Carry forward general activity (UDA)	127
17/18 Contracted orthodontic activity (UOA)	0
Carry forward orthodontic activity (UOA)	0
Baseline contract value	£318,470.20

### ACCESS\*

Patients seen in 24 months	Total	Change since previous quarter
Quarter ending December 2016	4,307	
Quarter ending March 2017	4,202	↓
Quarter ending June 2017	4,201	→
Quarter ending September 2017	4,123	↓
Quarter ending December 2017	4,032	↓
<b>Variance since December 2016</b>	<b>(6.4%)</b>	<b>↓</b>



### ACTIVITY



Month	Adjusted Scheduled Activity (UDA)	
	2017	2018
April	-148	252
May	899	1,216
June	1,700	1,962
July	3,085	3,226
August	4,192	4,310
September	5,355	5,248
October	6,478	6,260
November	7,648	7,207
December	8,674	8,034
January	9,573	
February	10,465	
March	11,654	
April	12,106	
May	12,118	
June	12,123	

### QUALITY

	Quantity	Base Number	Contract	LHB	Wales
% of FP17s for the same patient ID Re-attending within 3 months - Children	67	1,215	5.5%	8.0%	11.0%
% of FP17s for the same patient ID Re-attending within 3 months - Adults	516	3,848	13.4%	13.7%	16.1%
% of FP17s for the same patient ID Re-attending between 3 & 9 months - Children	889	1,215	73.2%	58.5%	58.9%
% of FP17s for the same patient ID Re-attending between 3 & 9 months - Adults	2,573	3,848	66.9%	53.9%	55.2%
% of FP17s for Band 1 Urgent Courses	303	4,793	6.3%	8.3%	9.0%
% of FP17s Relating to Free Repair or Replacements	76	4,793	1.6%	0.8%	0.7%
% of FP17s Relating to Continuations	3	4,793	0.1%	0.9%	0.8%
% of Patients satisfied with the dentistry they have received	16	17	94.1%	91.9%	91.9%
% of Patients satisfied with the time they had to wait for an appointment	13	17	76.5%	87.7%	87.9%

\* This is based on patients treated on this contract for their most recent course of treatment. Figures in italics indicate the base number of FP17s or Patient Questionnaire responses are less than 100. N/A is shown where the base number of responses is less than 10 during the period. % is calculated as Quantity/Base number\*100



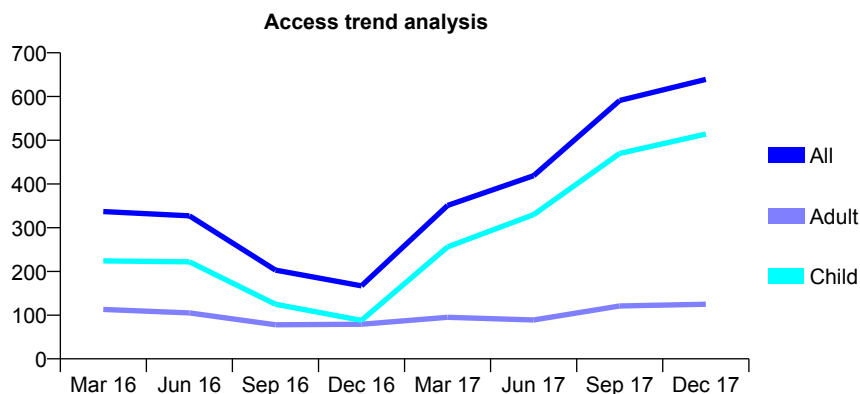
## 7A1 - Vital Signs At a Glance Contract Report for 808946/0001 - December 2017

Name or company name	N Hughes Jones
Contract type name	GDS Contract
Purpose of contract	General
Contract start date	01/04/2006
Contract end date	

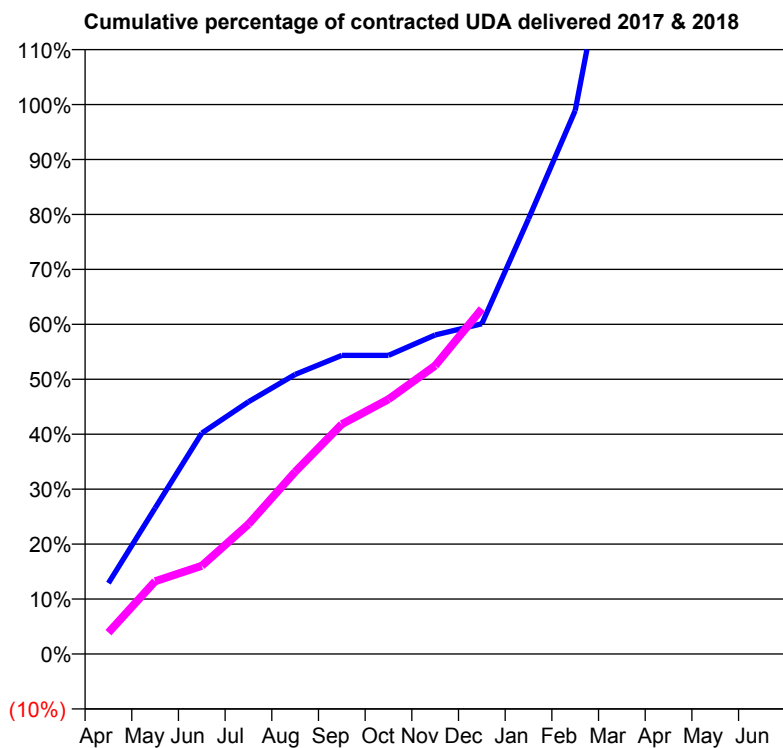
17/18 Contracted general activity (UDA)	1,800
Carry forward general activity (UDA)	-70
17/18 Contracted orthodontic activity (UOA)	0
Carry forward orthodontic activity (UOA)	0
Baseline contract value	£44,722.98

### ACCESS\*

Patients seen in 24 months	Total	Change since previous quarter
Quarter ending December 2016	167	
Quarter ending March 2017	351	↑
Quarter ending June 2017	419	↑
Quarter ending September 2017	591	↑
Quarter ending December 2017	639	↑
<b>Variance since December 2016</b>	<b>282.6%</b>	<b>↑</b>



### ACTIVITY



Month	Adjusted Scheduled Activity (UDA)	
	2017	2018
April	52	70
May	107	238
June	162	289
July	185	425
August	205	597
September	219	753
October	219	834
November	234	945
December	242	1,131
January	319	
February	399	
March	575	
April	602	
May	629	
June	629	

### QUALITY

	Quantity	Base Number	Contract	LHB	Wales
% of FP17s for the same patient ID Re-attending within 3 months - Children	57	700	8.1%	8.0%	11.0%
% of FP17s for the same patient ID Re-attending within 3 months - Adults	5	78	6.4%	13.7%	16.1%
% of FP17s for the same patient ID Re-attending between 3 & 9 months - Children	287	700	41.0%	58.5%	58.9%
% of FP17s for the same patient ID Re-attending between 3 & 9 months - Adults	24	78	30.8%	53.9%	55.2%
% of FP17s for Band 1 Urgent Courses	19	736	2.6%	8.3%	9.0%
% of FP17s Relating to Free Repair or Replacements	0	736	0.0%	0.8%	0.7%
% of FP17s Relating to Continuations	9	736	1.2%	0.9%	0.8%
% of Patients satisfied with the dentistry they have received	0	0	N/A	91.9%	91.9%
% of Patients satisfied with the time they had to wait for an appointment	0	0	N/A	87.7%	87.9%

\* This is based on patients treated on this contract for their most recent course of treatment. Figures in italics indicate the base number of FP17s or Patient Questionnaire responses are less than 100. N/A is shown where the base number of responses is less than 10 during the period. % is calculated as Quantity/Base number\*100

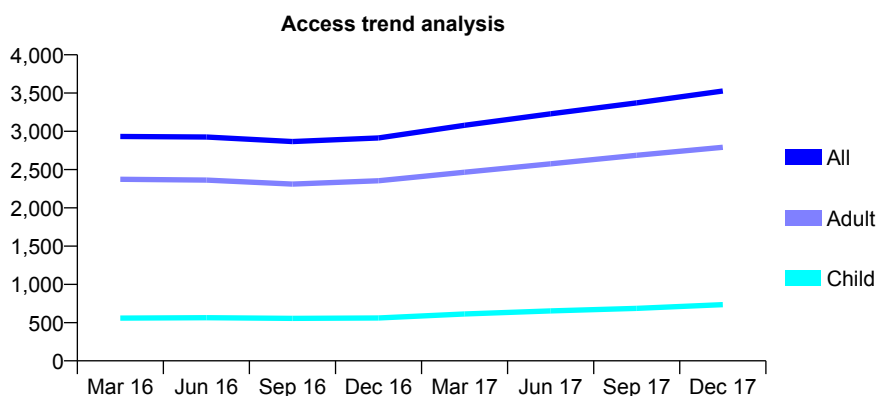
## 7A1 - Vital Signs At a Glance Contract Report for 813184/0001 - December 2017

Name or company name	Rosehill Dental Practice
Contract type name	GDS Contract
Purpose of contract	General
Contract start date	03/04/2006
Contract end date	

17/18 Contracted general activity (UDA)	11,101
Carry forward general activity (UDA)	0
17/18 Contracted orthodontic activity (UOA)	0
Carry forward orthodontic activity (UOA)	0
Baseline contract value	£273,551.45

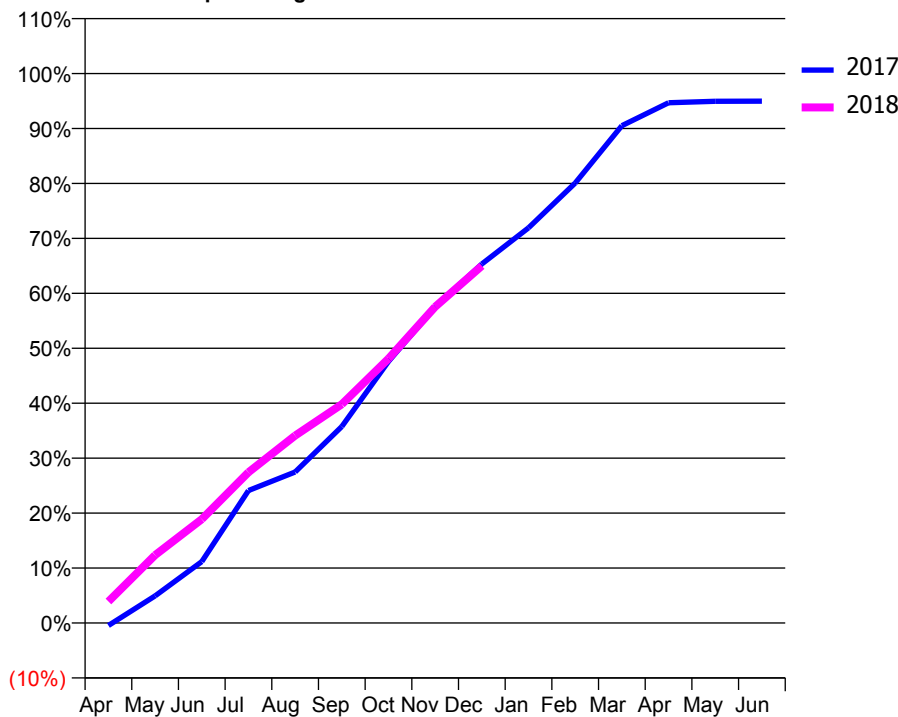
### ACCESS\*

Patients seen in 24 months	Total	Change since previous quarter
Quarter ending December 2016	2,914	
Quarter ending March 2017	3,078	↑
Quarter ending June 2017	3,229	↑
Quarter ending September 2017	3,372	↑
Quarter ending December 2017	3,526	↑
<b>Variance since December 2016</b>	<b>21.0%</b>	<b>↑</b>



### ACTIVITY

Cumulative percentage of contracted UDA delivered 2017 & 2018



Month	Adjusted Scheduled Activity (UDA)	
	2017	2018
April	-41	435
May	425	1,372
June	963	2,097
July	2,077	3,045
August	2,368	3,787
September	3,080	4,419
October	4,101	5,339
November	4,953	6,388
December	5,630	7,215
January	6,195	
February	6,898	
March	7,797	
April	8,157	
May	8,180	
June	8,181	

### QUALITY

	Quantity	Base Number	Contract	LHB	Wales
% of FP17s for the same patient ID Re-attending within 3 months - Children	34	887	3.8%	8.0%	11.0%
% of FP17s for the same patient ID Re-attending within 3 months - Adults	408	3,204	12.7%	13.7%	16.1%
% of FP17s for the same patient ID Re-attending between 3 & 9 months - Children	512	887	57.7%	58.5%	58.9%
% of FP17s for the same patient ID Re-attending between 3 & 9 months - Adults	1,476	3,204	46.1%	53.9%	55.2%
% of FP17s for Band 1 Urgent Courses	118	3,888	3.0%	8.3%	9.0%
% of FP17s Relating to Free Repair or Replacements	71	3,888	1.8%	0.8%	0.7%
% of FP17s Relating to Continuations	55	3,888	1.4%	0.9%	0.8%
% of Patients satisfied with the dentistry they have received	8	9	N/A	91.9%	91.9%
% of Patients satisfied with the time they had to wait for an appointment	7	9	N/A	87.7%	87.9%

\* This is based on patients treated on this contract for their most recent course of treatment. Figures in italics indicate the base number of FP17s or Patient Questionnaire responses are less than 100. N/A is shown where the base number of responses is less than 10 during the period. % is calculated as Quantity/Base number\*100

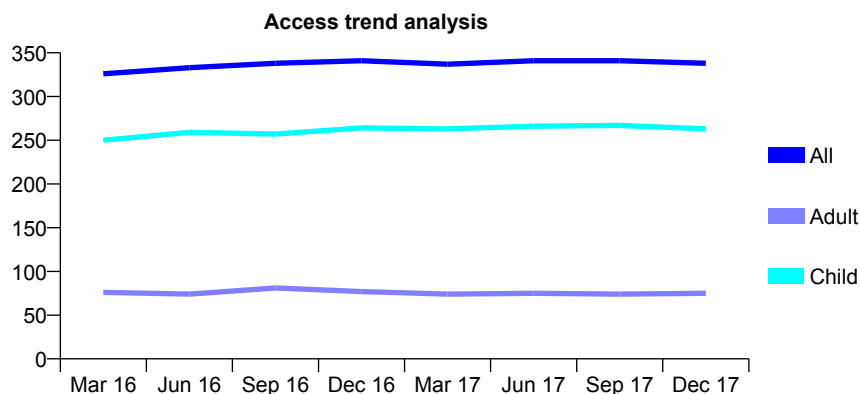
## 7A1 - Vital Signs At a Glance Contract Report for 826677/0001 - December 2017

Name or company name	MR SJ LANGSTON
Contract type name	GDS Contract
Purpose of contract	General and Orthodontic
Contract start date	01/04/2006
Contract end date	

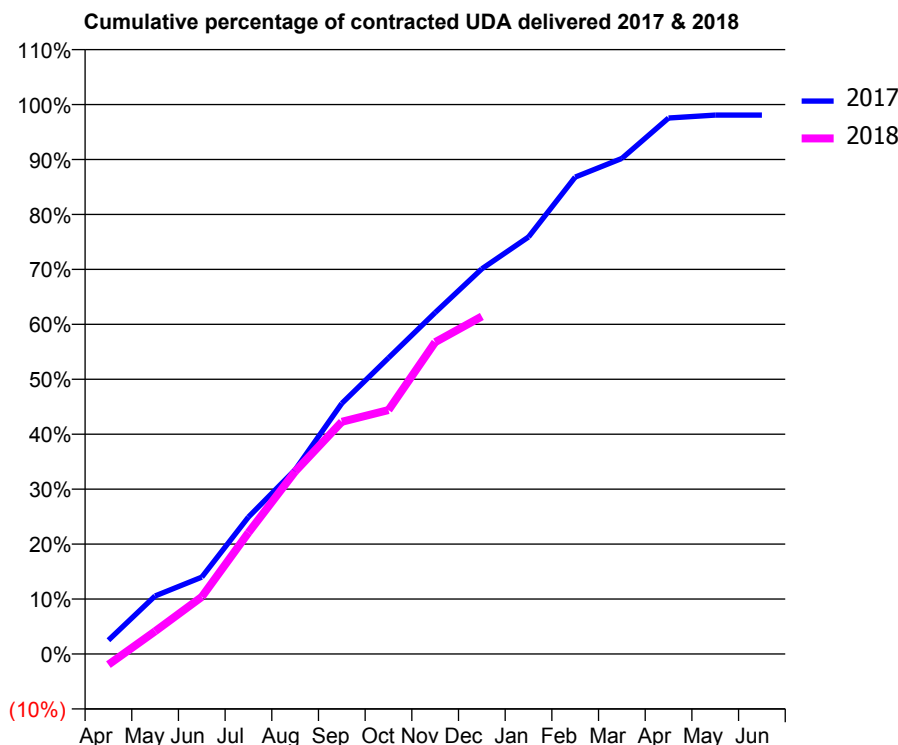
17/18 Contracted general activity (UDA)	560
Carry forward general activity (UDA)	11
17/18 Contracted orthodontic activity (UOA)	350
Carry forward orthodontic activity (UOA)	5
Baseline contract value	£36,766.93

### ACCESS\*

Patients seen in 24 months	Total	Change since previous quarter
Quarter ending December 2016	341	
Quarter ending March 2017	337	↓
Quarter ending June 2017	341	→
Quarter ending September 2017	341	→
Quarter ending December 2017	338	→
<b>Variance since December 2016</b>	<b>(0.9%)</b>	→



### ACTIVITY



Month	Adjusted Scheduled Activity (UDA)	
	2017	2018
April	14	-11
May	59	23
June	78	58
July	140	124
August	188	186
September	255	237
October	302	249
November	348	318
December	393	344
January	425	
February	486	
March	505	
April	546	
May	549	
June	549	

### QUALITY

	Quantity	Base Number	Contract	LHB	Wales
% of FP17s for the same patient ID Re-attending within 3 months - Children	23	312	7.4%	8.0%	11.0%
% of FP17s for the same patient ID Re-attending within 3 months - Adults	3	27	11.1%	13.7%	16.1%
% of FP17s for the same patient ID Re-attending between 3 & 9 months - Children	164	312	52.6%	58.5%	58.9%
% of FP17s for the same patient ID Re-attending between 3 & 9 months - Adults	6	27	22.2%	53.9%	55.2%
% of FP17s for Band 1 Urgent Courses	11	283	3.9%	8.3%	9.0%
% of FP17s Relating to Free Repair or Replacements	0	283	0.0%	0.8%	0.7%
% of FP17s Relating to Continuations	0	283	0.0%	0.9%	0.8%
% of Patients satisfied with the dentistry they have received	0	0	N/A	91.9%	91.9%
% of Patients satisfied with the time they had to wait for an appointment	0	0	N/A	87.7%	87.9%

\* This is based on patients treated on this contract for their most recent course of treatment. Figures in italics indicate the base number of FP17s or Patient Questionnaire responses are less than 100. N/A is shown where the base number of responses is less than 10 during the period. % is calculated as Quantity/Base number\*100

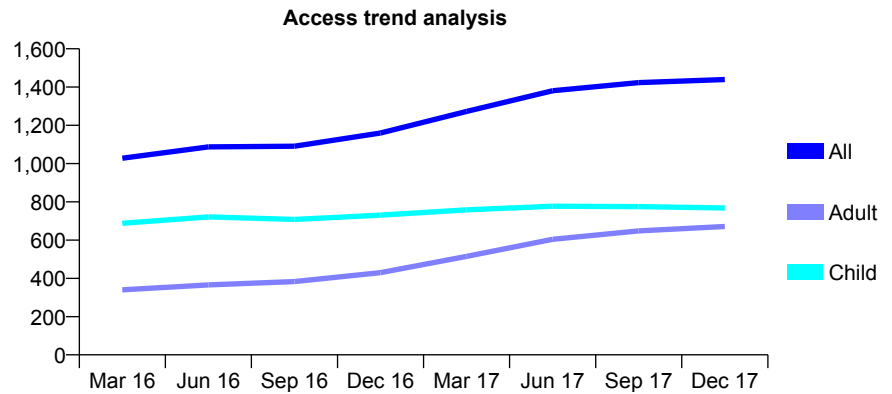
## 7A1 - Vital Signs At a Glance Contract Report for 833312/0001 - December 2017

Name or company name	MR SJ KEEN
Contract type name	GDS Contract
Purpose of contract	General and Orthodontic
Contract start date	01/04/2006
Contract end date	

17/18 Contracted general activity (UDA)	3,008
Carry forward general activity (UDA)	0
17/18 Contracted orthodontic activity (UOA)	365
Carry forward orthodontic activity (UOA)	18
Baseline contract value	£101,753.39

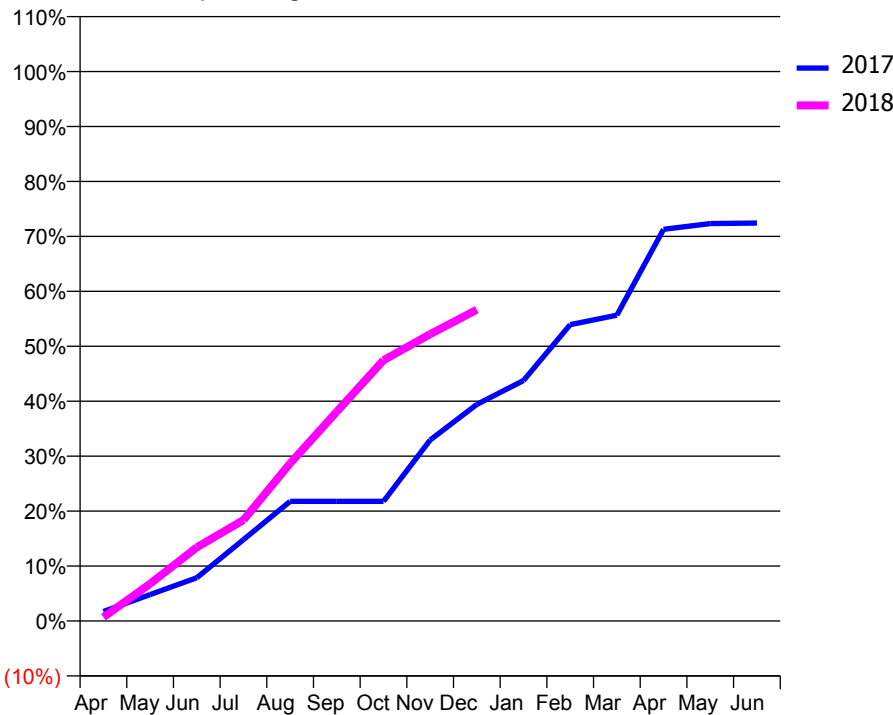
### ACCESS\*

Patients seen in 24 months	Total	Change since previous quarter
Quarter ending December 2016	1,160	
Quarter ending March 2017	1,273	↑
Quarter ending June 2017	1,381	↑
Quarter ending September 2017	1,423	↑
Quarter ending December 2017	1,439	→
<b>Variance since December 2016</b>	<b>24.1%</b>	<b>↑</b>



### ACTIVITY

Cumulative percentage of contracted UDA delivered 2017 & 2018



Month	Adjusted Scheduled Activity (UDA)	
	2017	2018
April	69	21
May	193	204
June	316	403
July	594	553
August	872	863
September	872	1,146
October	872	1,427
November	1,319	1,571
December	1,579	1,704
January	1,752	
February	2,160	
March	2,228	
April	2,854	
May	2,896	
June	2,899	

### QUALITY

	Quantity	Base Number	Contract	LHB	Wales
% of FP17s for the same patient ID Re-attending within 3 months - Children	53	892	5.9%	8.0%	11.0%
% of FP17s for the same patient ID Re-attending within 3 months - Adults	26	550	4.7%	13.7%	16.1%
% of FP17s for the same patient ID Re-attending between 3 & 9 months - Children	457	892	51.2%	58.5%	58.9%
% of FP17s for the same patient ID Re-attending between 3 & 9 months - Adults	190	550	34.5%	53.9%	55.2%
% of FP17s for Band 1 Urgent Courses	80	1,073	7.5%	8.3%	9.0%
% of FP17s Relating to Free Repair or Replacements	0	1,073	0.0%	0.8%	0.7%
% of FP17s Relating to Continuations	9	1,073	0.8%	0.9%	0.8%
% of Patients satisfied with the dentistry they have received	6	7	N/A	91.9%	91.9%
% of Patients satisfied with the time they had to wait for an appointment	7	7	N/A	87.7%	87.9%

\* This is based on patients treated on this contract for their most recent course of treatment. Figures in italics indicate the base number of FP17s or Patient Questionnaire responses are less than 100. N/A is shown where the base number of responses is less than 10 during the period. % is calculated as Quantity/Base number\*100

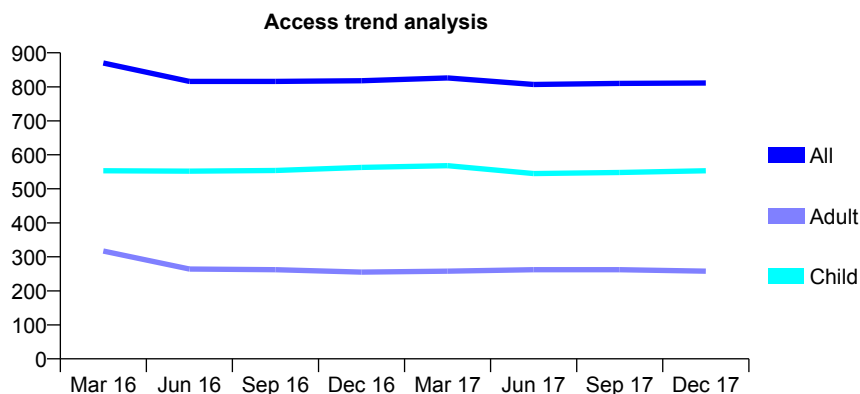
## 7A1 - Vital Signs At a Glance Contract Report for 905143/0001 - December 2017

Name or company name	MR SW HERD
Contract type name	GDS Contract
Purpose of contract	General
Contract start date	01/04/2006
Contract end date	

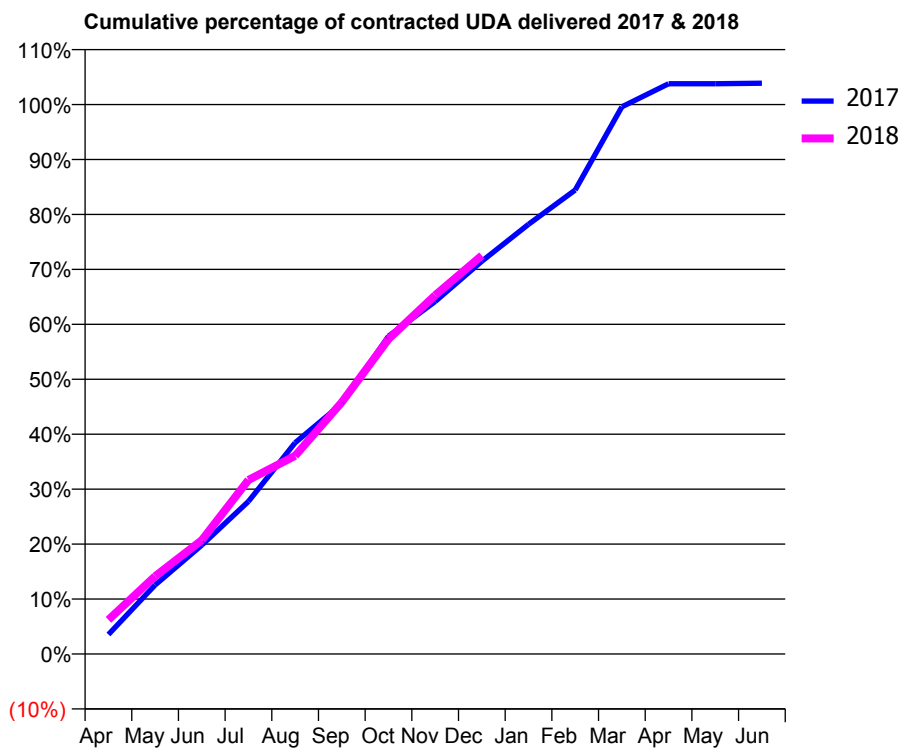
17/18 Contracted general activity (UDA)	2,000
Carry forward general activity (UDA)	-77
17/18 Contracted orthodontic activity (UOA)	0
Carry forward orthodontic activity (UOA)	0
Baseline contract value	£60,628.86

### ACCESS\*

Patients seen in 24 months	Total	Change since previous quarter
Quarter ending December 2016	818	
Quarter ending March 2017	826	→
Quarter ending June 2017	807	↓
Quarter ending September 2017	810	→
Quarter ending December 2017	811	→
<b>Variance since December 2016</b>	<b>(0.9%)</b>	<b>→</b>



### ACTIVITY



Month	Adjusted Scheduled Activity (UDA)	
	2017	2018
April	71	124
May	251	283
June	396	414
July	555	634
August	769	721
September	911	916
October	1,157	1,146
November	1,283	1,306
December	1,430	1,450
January	1,564	
February	1,689	
March	1,992	
April	2,076	
May	2,076	
June	2,078	

### QUALITY

	Quantity	Base Number	Contract	LHB	Wales
% of FP17s for the same patient ID Re-attending within 3 months - Children	22	590	3.7%	8.0%	11.0%
% of FP17s for the same patient ID Re-attending within 3 months - Adults	22	193	11.4%	13.7%	16.1%
% of FP17s for the same patient ID Re-attending between 3 & 9 months - Children	346	590	58.6%	58.5%	58.9%
% of FP17s for the same patient ID Re-attending between 3 & 9 months - Adults	103	193	53.4%	53.9%	55.2%
% of FP17s for Band 1 Urgent Courses	37	747	5.0%	8.3%	9.0%
% of FP17s Relating to Free Repair or Replacements	0	747	0.0%	0.8%	0.7%
% of FP17s Relating to Continuations	0	747	0.0%	0.9%	0.8%
% of Patients satisfied with the dentistry they have received	1	1	N/A	91.9%	91.9%
% of Patients satisfied with the time they had to wait for an appointment	1	1	N/A	87.7%	87.9%

\* This is based on patients treated on this contract for their most recent course of treatment. Figures in italics indicate the base number of FP17s or Patient Questionnaire responses are less than 100. N/A is shown where the base number of responses is less than 10 during the period. % is calculated as Quantity/Base number\*100

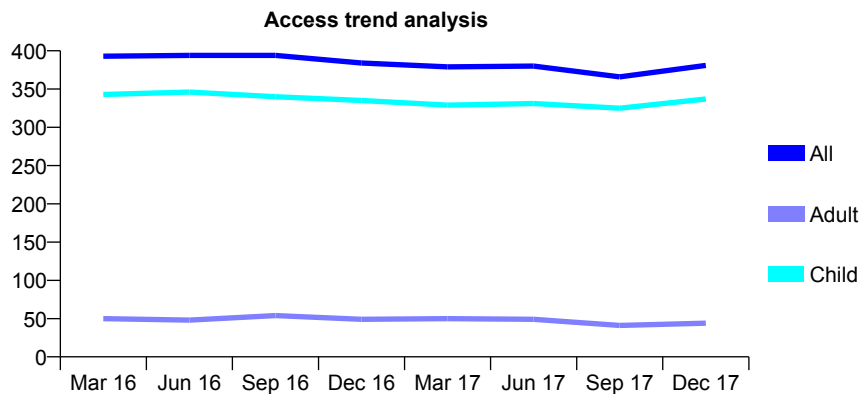
## 7A1 - Vital Signs At a Glance Contract Report for 923281/0001 - December 2017

Name or company name	MR CJ LOTTER
Contract type name	GDS Contract
Purpose of contract	General
Contract start date	01/04/2006
Contract end date	

17/18 Contracted general activity (UDA)	702
Carry forward general activity (UDA)	-17
17/18 Contracted orthodontic activity (UOA)	0
Carry forward orthodontic activity (UOA)	0
Baseline contract value	£18,708.97

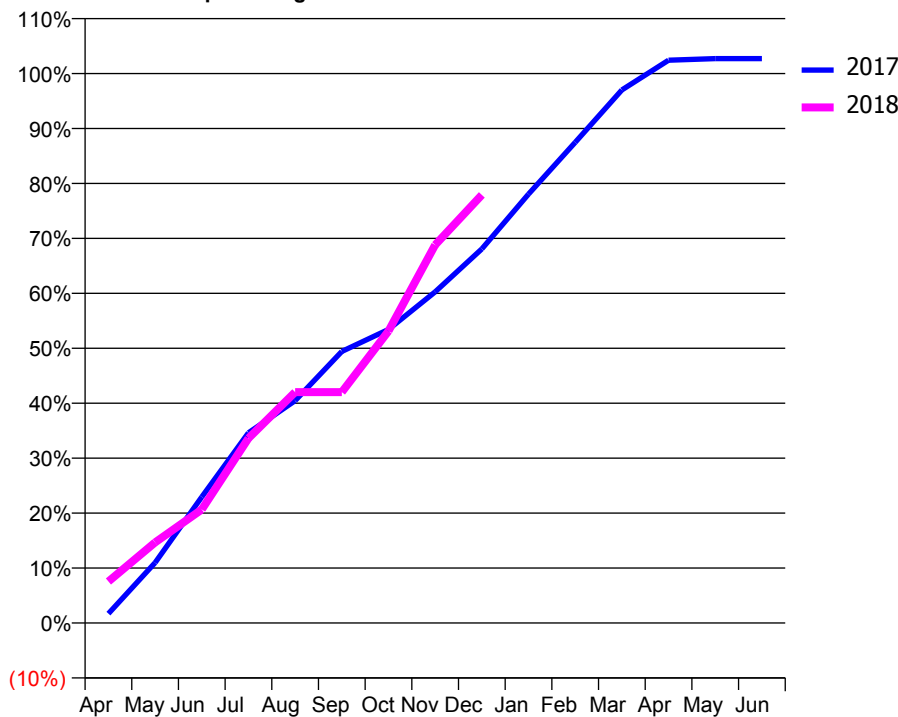
### ACCESS\*

Patients seen in 24 months	Total	Change since previous quarter
Quarter ending December 2016	384	
Quarter ending March 2017	379	↓
Quarter ending June 2017	380	→
Quarter ending September 2017	366	↓
Quarter ending December 2017	381	↑
<b>Variance since December 2016</b>	<b>(0.8%)</b>	→



### ACTIVITY

Cumulative percentage of contracted UDA delivered 2017 & 2018



Month	Adjusted Scheduled Activity (UDA)	
	2017	2018
April	12	53
May	77	103
June	161	145
July	243	236
August	284	295
September	347	295
October	375	373
November	423	483
December	478	547
January	548	
February	614	
March	681	
April	719	
May	721	
June	721	

### QUALITY

	Quantity	Base Number	Contract	LHB	Wales
% of FP17s for the same patient ID Re-attending within 3 months - Children	19	396	4.8%	8.0%	11.0%
% of FP17s for the same patient ID Re-attending within 3 months - Adults	0	8	0.0%	13.7%	16.1%
% of FP17s for the same patient ID Re-attending between 3 & 9 months - Children	213	396	53.8%	58.5%	58.9%
% of FP17s for the same patient ID Re-attending between 3 & 9 months - Adults	5	8	62.5%	53.9%	55.2%
% of FP17s for Band 1 Urgent Courses	0	370	0.0%	8.3%	9.0%
% of FP17s Relating to Free Repair or Replacements	0	370	0.0%	0.8%	0.7%
% of FP17s Relating to Continuations	0	370	0.0%	0.9%	0.8%
% of Patients satisfied with the dentistry they have received	6	6	N/A	91.9%	91.9%
% of Patients satisfied with the time they had to wait for an appointment	5	6	N/A	87.7%	87.9%

\* This is based on patients treated on this contract for their most recent course of treatment. Figures in italics indicate the base number of FP17s or Patient Questionnaire responses are less than 100. N/A is shown where the base number of responses is less than 10 during the period. % is calculated as Quantity/Base number\*100

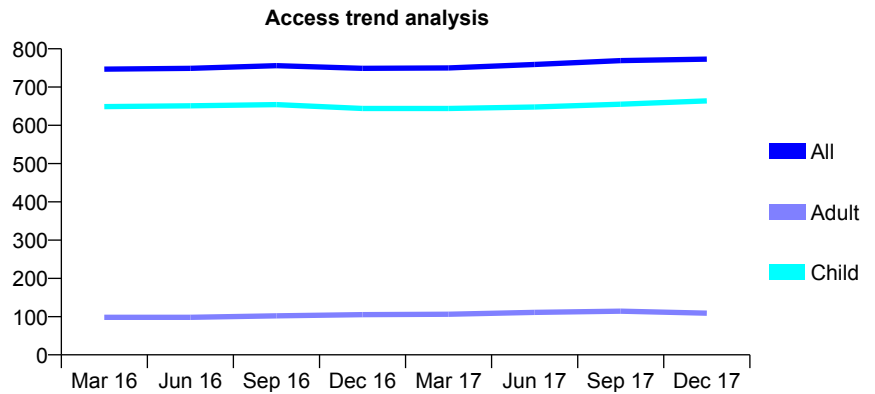
## 7A1 - Vital Signs At a Glance Contract Report for 933481/0001 - December 2017

Name or company name	MR SE LOF
Contract type name	GDS Contract
Purpose of contract	General
Contract start date	01/04/2006
Contract end date	

17/18 Contracted general activity (UDA)	1,500
Carry forward general activity (UDA)	14
17/18 Contracted orthodontic activity (UOA)	0
Carry forward orthodontic activity (UOA)	0
Baseline contract value	£37,720.46

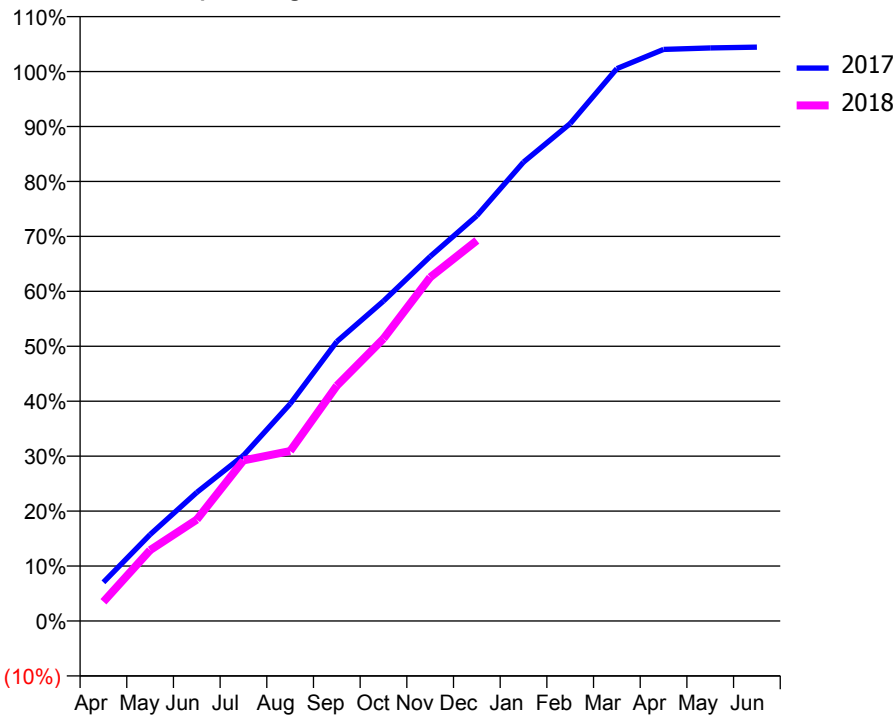
### ACCESS\*

Patients seen in 24 months	Total	Change since previous quarter
Quarter ending December 2016	749	
Quarter ending March 2017	750	→
Quarter ending June 2017	759	→
Quarter ending September 2017	769	→
Quarter ending December 2017	773	→
<b>Variance since December 2016</b>	<b>3.2%</b>	<b>↑</b>



### ACTIVITY

Cumulative percentage of contracted UDA delivered 2017 & 2018



Month	Adjusted Scheduled Activity (UDA)	
	2017	2018
April	106	53
May	236	193
June	351	277
July	452	439
August	593	464
September	763	642
October	873	771
November	995	938
December	1,106	1,039
January	1,253	
February	1,358	
March	1,508	
April	1,560	
May	1,564	
June	1,566	

### QUALITY

	Quantity	Base Number	Contract	LHB	Wales
% of FP17s for the same patient ID Re-attending within 3 months - Children	74	844	8.8%	8.0%	11.0%
% of FP17s for the same patient ID Re-attending within 3 months - Adults	2	20	10.0%	13.7%	16.1%
% of FP17s for the same patient ID Re-attending between 3 & 9 months - Children	517	844	61.3%	58.5%	58.9%
% of FP17s for the same patient ID Re-attending between 3 & 9 months - Adults	13	20	65.0%	53.9%	55.2%
% of FP17s for Band 1 Urgent Courses	34	813	4.2%	8.3%	9.0%
% of FP17s Relating to Free Repair or Replacements	0	813	0.0%	0.8%	0.7%
% of FP17s Relating to Continuations	0	813	0.0%	0.9%	0.8%
% of Patients satisfied with the dentistry they have received	2	2	N/A	91.9%	91.9%
% of Patients satisfied with the time they had to wait for an appointment	2	2	N/A	87.7%	87.9%

\* This is based on patients treated on this contract for their most recent course of treatment. Figures in italics indicate the base number of FP17s or Patient Questionnaire responses are less than 100. N/A is shown where the base number of responses is less than 10 during the period. % is calculated as Quantity/Base number\*100

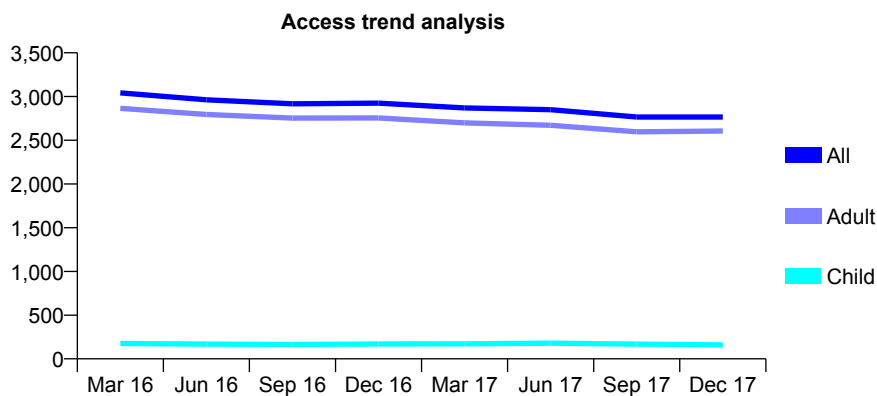
## 7A1 - Vital Signs At a Glance Contract Report for 978957/0001 - December 2017

Name or company name	MRS YL HOPKINS
Contract type name	GDS Contract
Purpose of contract	General
Contract start date	01/02/2009
Contract end date	

17/18 Contracted general activity (UDA)	6,158
Carry forward general activity (UDA)	83
17/18 Contracted orthodontic activity (UOA)	0
Carry forward orthodontic activity (UOA)	0
Baseline contract value	£204,795.54

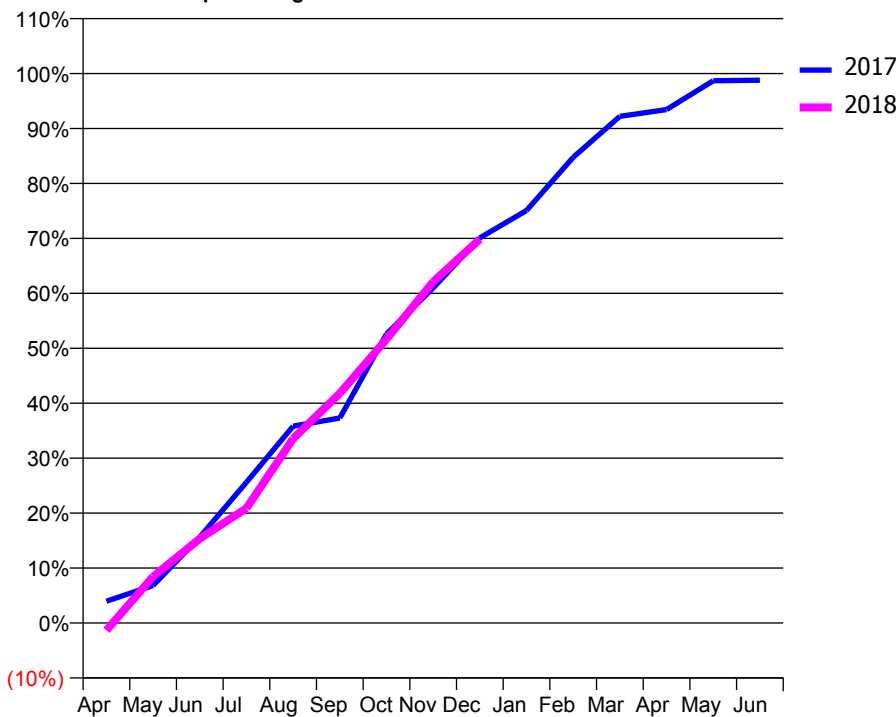
### ACCESS\*

Patients seen in 24 months	Total	Change since previous quarter
Quarter ending December 2016	2,925	
Quarter ending March 2017	2,870	↓
Quarter ending June 2017	2,850	→
Quarter ending September 2017	2,765	↓
Quarter ending December 2017	2,765	→
<b>Variance since December 2016</b>	<b>(5.5%)</b>	<b>↓</b>



### ACTIVITY

Cumulative percentage of contracted UDA delivered 2017 & 2018



Month	Adjusted Scheduled Activity (UDA)	
	2017	2018
April	268	-83
May	461	521
June	1,056	945
July	1,731	1,285
August	2,422	2,066
September	2,521	2,573
October	3,555	3,180
November	4,120	3,824
December	4,737	4,302
January	5,073	
February	5,728	
March	6,231	
April	6,314	
May	6,669	
June	6,675	

### QUALITY

	Quantity	Base Number	Contract	LHB	Wales
% of FP17s for the same patient ID Re-attending within 3 months - Children	2	133	1.5%	8.0%	11.0%
% of FP17s for the same patient ID Re-attending within 3 months - Adults	196	2,241	8.7%	13.7%	16.1%
% of FP17s for the same patient ID Re-attending between 3 & 9 months - Children	62	133	46.6%	58.5%	58.9%
% of FP17s for the same patient ID Re-attending between 3 & 9 months - Adults	832	2,241	37.1%	53.9%	55.2%
% of FP17s for Band 1 Urgent Courses	312	2,181	14.3%	8.3%	9.0%
% of FP17s Relating to Free Repair or Replacements	11	2,181	0.5%	0.8%	0.7%
% of FP17s Relating to Continuations	7	2,181	0.3%	0.9%	0.8%
% of Patients satisfied with the dentistry they have received	5	5	N/A	91.9%	91.9%
% of Patients satisfied with the time they had to wait for an appointment	5	5	N/A	87.7%	87.9%

\* This is based on patients treated on this contract for their most recent course of treatment. Figures in italics indicate the base number of FP17s or Patient Questionnaire responses are less than 100. N/A is shown where the base number of responses is less than 10 during the period. % is calculated as Quantity/Base number\*100



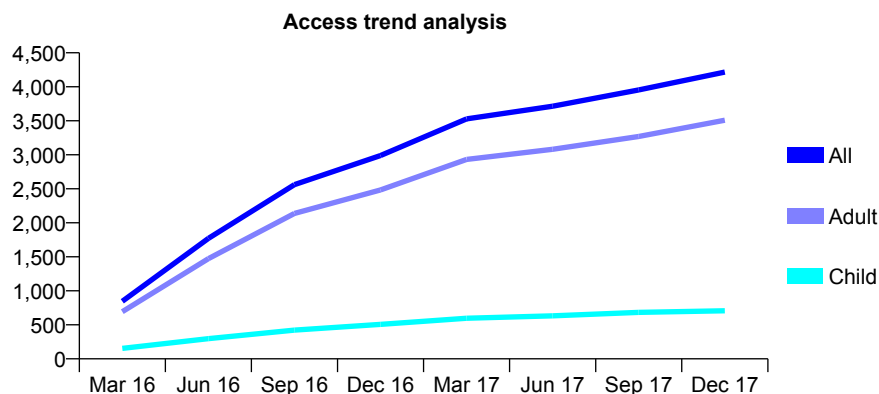
## 7A1 - Vital Signs At a Glance Contract Report for 995711/0001 - December 2017

Name or company name	MR JM FERNANDO
Contract type name	GDS Contract
Purpose of contract	General
Contract start date	01/02/2016
Contract end date	

17/18 Contracted general activity (UDA)	14,667
Carry forward general activity (UDA)	435
17/18 Contracted orthodontic activity (UOA)	0
Carry forward orthodontic activity (UOA)	0
Baseline contract value	£299,344.71

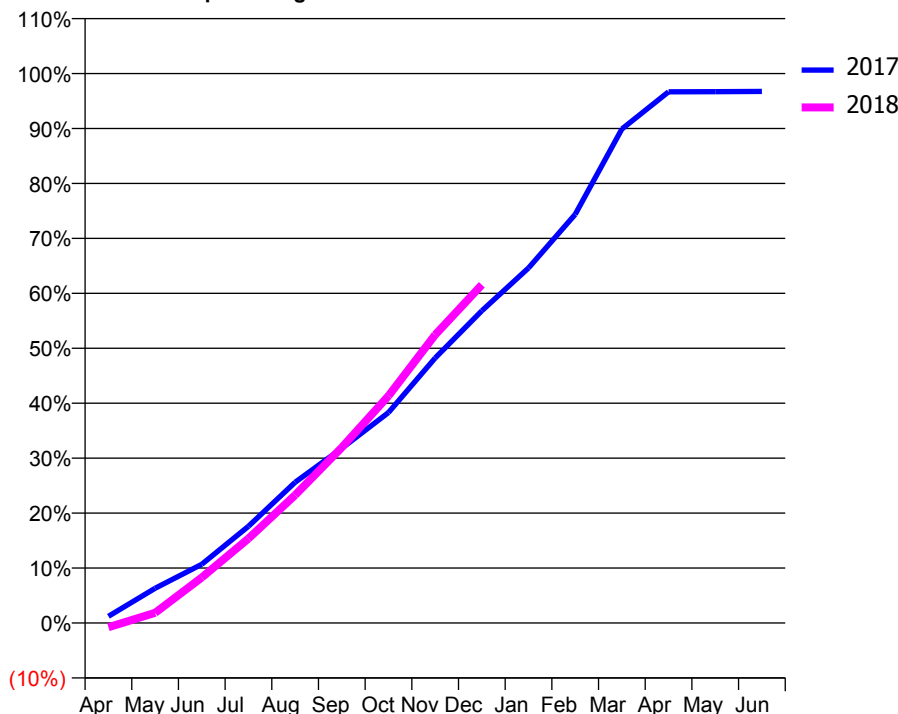
### ACCESS\*

Patients seen in 24 months	Total	Change since previous quarter
Quarter ending December 2016	2,990	
Quarter ending March 2017	3,529	↑
Quarter ending June 2017	3,715	↑
Quarter ending September 2017	3,953	↑
Quarter ending December 2017	4,216	↑
<b>Variance since December 2016</b>	<b>41.0%</b>	<b>↑</b>



### ACTIVITY

Cumulative percentage of contracted UDA delivered 2017 & 2018



Month	Adjusted Scheduled Activity (UDA)	
	2017	2018
April	163	-114
May	843	271
June	1,423	1,215
July	2,346	2,256
August	3,413	3,414
September	4,234	4,685
October	5,101	6,065
November	6,423	7,694
December	7,569	9,027
January	8,603	
February	9,905	
March	11,971	
April	12,874	
May	12,876	
June	12,883	

### QUALITY

	Quantity	Base Number	Contract	LHB	Wales
% of FP17s for the same patient ID Re-attending within 3 months - Children	53	802	6.6%	8.0%	11.0%
% of FP17s for the same patient ID Re-attending within 3 months - Adults	613	4,201	14.6%	13.7%	16.1%
% of FP17s for the same patient ID Re-attending between 3 & 9 months - Children	450	802	56.1%	58.5%	58.9%
% of FP17s for the same patient ID Re-attending between 3 & 9 months - Adults	2,366	4,201	56.3%	53.9%	55.2%
% of FP17s for Band 1 Urgent Courses	338	4,614	7.3%	8.3%	9.0%
% of FP17s Relating to Free Repair or Replacements	38	4,614	0.8%	0.8%	0.7%
% of FP17s Relating to Continuations	103	4,614	2.2%	0.9%	0.8%
% of Patients satisfied with the dentistry they have received	24	28	85.7%	91.9%	91.9%
% of Patients satisfied with the time they had to wait for an appointment	26	28	92.9%	87.7%	87.9%

\* This is based on patients treated on this contract for their most recent course of treatment. Figures in italics indicate the base number of FP17s or Patient Questionnaire responses are less than 100. N/A is shown where the base number of responses is less than 10 during the period. % is calculated as Quantity/Base number\*100

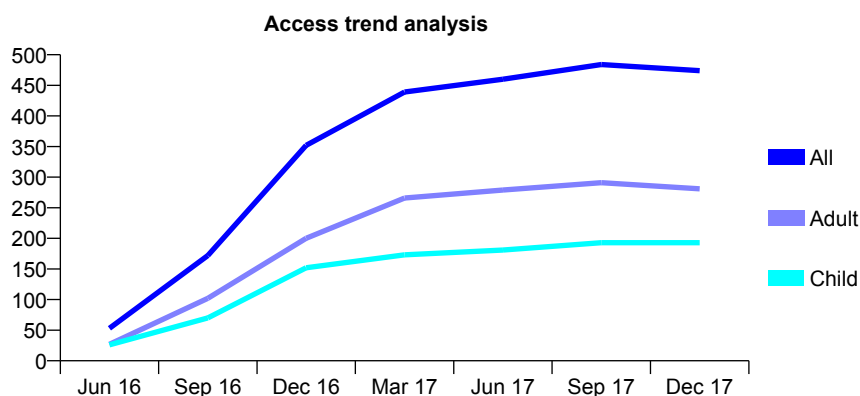
## 7A2 - Vital Signs At a Glance Contract Report for 100037/0000 - December 2017

Name or company name	MISS RE MOSEY
Contract type name	GDS Contract
Purpose of contract	General
Contract start date	19/04/2016
Contract end date	

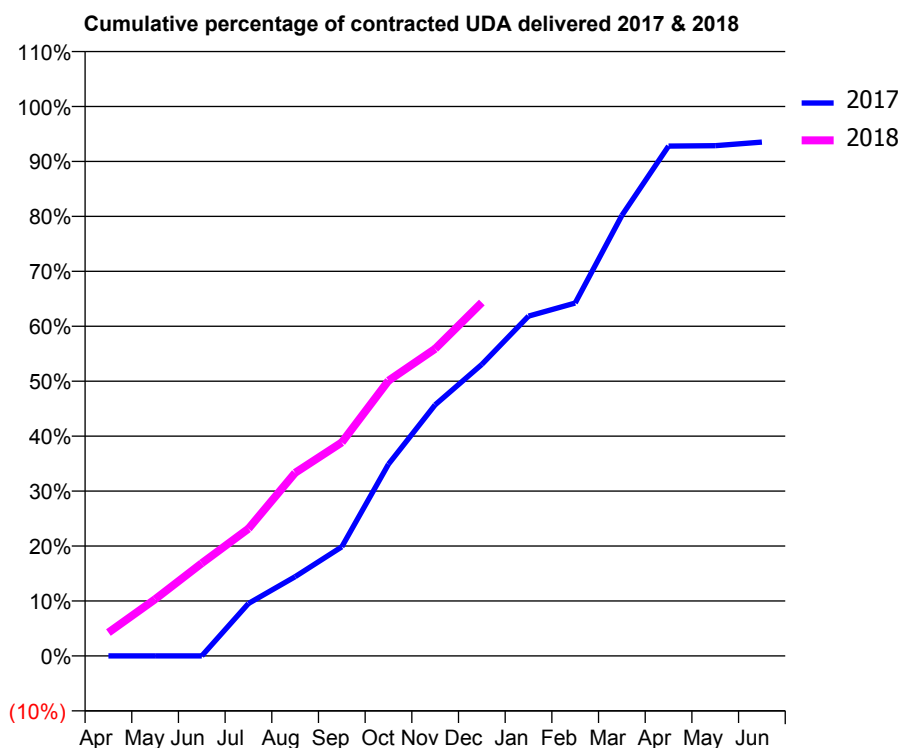
17/18 Contracted general activity (UDA)	1,304
Carry forward general activity (UDA)	-35
17/18 Contracted orthodontic activity (UOA)	0
Carry forward orthodontic activity (UOA)	0
Baseline contract value	£36,523.19

### ACCESS\*

Patients seen in 24 months	Total	Change since previous quarter
Quarter ending December 2016	352	
Quarter ending March 2017	439	↑
Quarter ending June 2017	460	↑
Quarter ending September 2017	484	↑
Quarter ending December 2017	474	↓
<b>Variance since December 2016</b>	<b>34.7%</b>	<b>↑</b>



### ACTIVITY



Month	Adjusted Scheduled Activity (UDA)	
	2017	2018
April	0	55
May	0	135
June	0	220
July	118	302
August	179	435
September	246	507
October	433	653
November	566	729
December	657	839
January	766	
February	796	
March	993	
April	1,150	
May	1,151	
June	1,159	

### QUALITY

	Quantity	Base Number	Contract	LHB	Wales
% of FP17s for the same patient ID Re-attending within 3 months - Children	6	241	2.5%	8.1%	11.0%
% of FP17s for the same patient ID Re-attending within 3 months - Adults	21	320	6.6%	12.7%	16.1%
% of FP17s for the same patient ID Re-attending between 3 & 9 months - Children	148	241	61.4%	55.4%	58.9%
% of FP17s for the same patient ID Re-attending between 3 & 9 months - Adults	192	320	60.0%	52.1%	55.2%
% of FP17s for Band 1 Urgent Courses	23	469	4.9%	8.5%	9.0%
% of FP17s Relating to Free Repair or Replacements	0	469	0.0%	0.6%	0.7%
% of FP17s Relating to Continuations	0	469	0.0%	0.9%	0.8%
% of Patients satisfied with the dentistry they have received	3	3	N/A	91.8%	91.9%
% of Patients satisfied with the time they had to wait for an appointment	3	3	N/A	87.2%	87.9%

\* This is based on patients treated on this contract for their most recent course of treatment. Figures in italics indicate the base number of FP17s or Patient Questionnaire responses are less than 100. N/A is shown where the base number of responses is less than 10 during the period. % is calculated as Quantity/Base number\*100

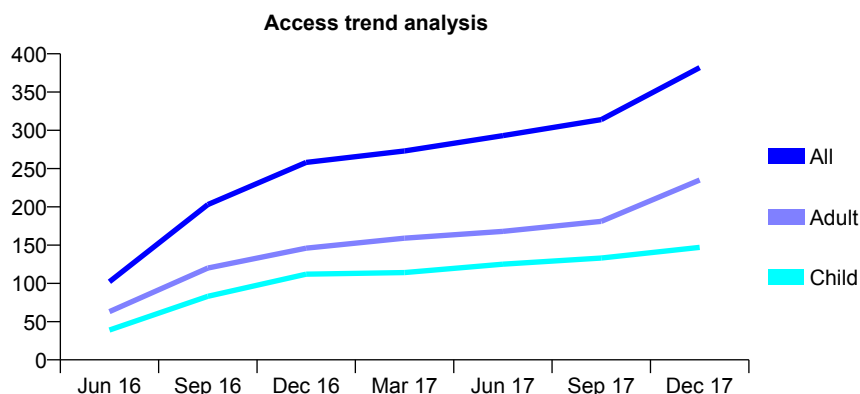
## 7A2 - Vital Signs At a Glance Contract Report for 100123/0000 - December 2017

Name or company name	A Llewellyn
Contract type name	GDS Contract
Purpose of contract	General
Contract start date	01/04/2016
Contract end date	

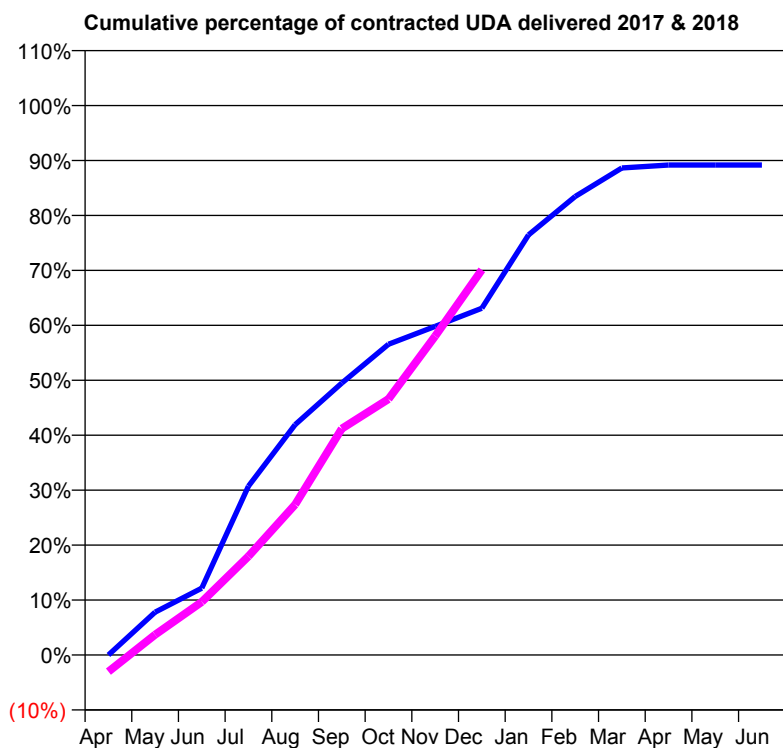
17/18 Contracted general activity (UDA)	950
Carry forward general activity (UDA)	46
17/18 Contracted orthodontic activity (UOA)	0
Carry forward orthodontic activity (UOA)	0
Baseline contract value	£22,596.25

### ACCESS\*

Patients seen in 24 months	Total	Change since previous quarter
Quarter ending December 2016	258	
Quarter ending March 2017	273	↑
Quarter ending June 2017	293	↑
Quarter ending September 2017	314	↑
Quarter ending December 2017	382	↑
<b>Variance since December 2016</b>	<b>48.1%</b>	<b>↑</b>



### ACTIVITY



Month	Adjusted Scheduled Activity (UDA)	
	2017	2018
April	0	-29
May	74	35
June	116	92
July	292	171
August	398	260
September	470	391
October	537	443
November	568	551
December	600	666
January	726	
February	793	
March	842	
April	847	
May	847	
June	847	

### QUALITY

	Quantity	Base Number	Contract	LHB	Wales
% of FP17s for the same patient ID Re-attending within 3 months - Children	6	171	3.5%	8.1%	11.0%
% of FP17s for the same patient ID Re-attending within 3 months - Adults	13	230	5.7%	12.7%	16.1%
% of FP17s for the same patient ID Re-attending between 3 & 9 months - Children	103	171	60.2%	55.4%	58.9%
% of FP17s for the same patient ID Re-attending between 3 & 9 months - Adults	111	230	48.3%	52.1%	55.2%
% of FP17s for Band 1 Urgent Courses	24	398	6.0%	8.5%	9.0%
% of FP17s Relating to Free Repair or Replacements	1	398	0.3%	0.6%	0.7%
% of FP17s Relating to Continuations	0	398	0.0%	0.9%	0.8%
% of Patients satisfied with the dentistry they have received	2	2	N/A	91.8%	91.9%
% of Patients satisfied with the time they had to wait for an appointment	1	2	N/A	87.2%	87.9%

\* This is based on patients treated on this contract for their most recent course of treatment. Figures in italics indicate the base number of FP17s or Patient Questionnaire responses are less than 100. N/A is shown where the base number of responses is less than 10 during the period. % is calculated as Quantity/Base number\*100

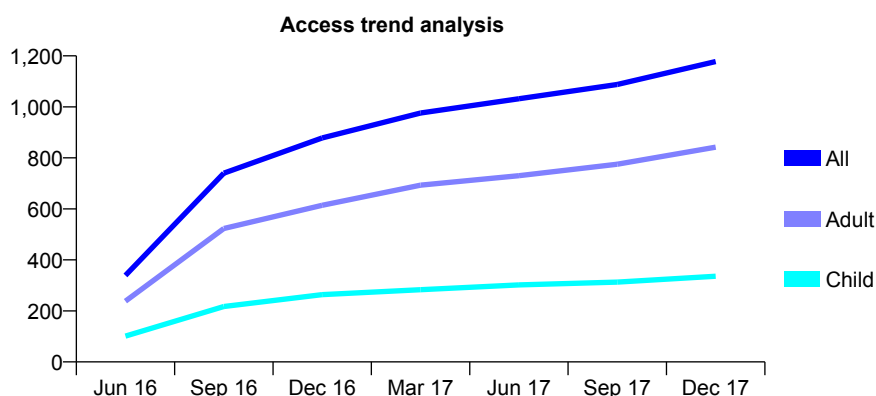
## 7A2 - Vital Signs At a Glance Contract Report for 100124/0000 - December 2017

Name or company name	A Llewellyn
Contract type name	GDS Contract
Purpose of contract	General
Contract start date	01/04/2016
Contract end date	

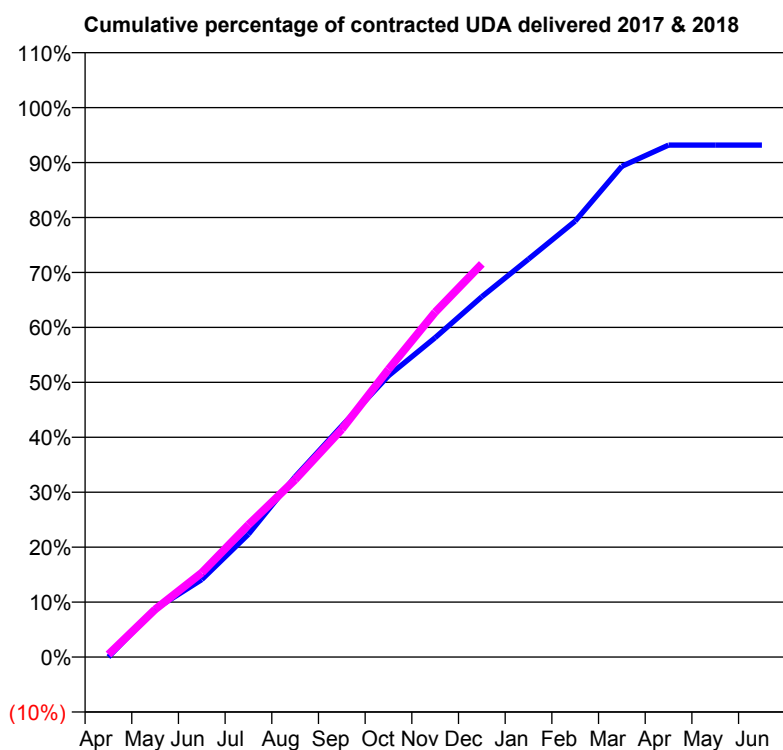
17/18 Contracted general activity (UDA)	3,427
Carry forward general activity (UDA)	58
17/18 Contracted orthodontic activity (UOA)	0
Carry forward orthodontic activity (UOA)	0
Baseline contract value	£82,967.58

### ACCESS\*

Patients seen in 24 months	Total	Change since previous quarter
Quarter ending December 2016	878	
Quarter ending March 2017	976	↑
Quarter ending June 2017	1,032	↑
Quarter ending September 2017	1,088	↑
Quarter ending December 2017	1,178	↑
<b>Variance since December 2016</b>	<b>34.2%</b>	<b>↑</b>



### ACTIVITY



Month	Adjusted Scheduled Activity (UDA)	
	2017	2018
April	0	16
May	299	298
June	484	526
July	766	826
August	1,125	1,106
September	1,441	1,421
October	1,755	1,794
November	1,992	2,151
December	2,247	2,452
January	2,482	
February	2,719	
March	3,061	
April	3,193	
May	3,193	
June	3,193	

### QUALITY

	Quantity	Base Number	Contract	LHB	Wales
% of FP17s for the same patient ID Re-attending within 3 months - Children	20	439	4.6%	8.1%	11.0%
% of FP17s for the same patient ID Re-attending within 3 months - Adults	113	1,006	11.2%	12.7%	16.1%
% of FP17s for the same patient ID Re-attending between 3 & 9 months - Children	295	439	67.2%	55.4%	58.9%
% of FP17s for the same patient ID Re-attending between 3 & 9 months - Adults	592	1,006	58.8%	52.1%	55.2%
% of FP17s for Band 1 Urgent Courses	140	1,377	10.2%	8.5%	9.0%
% of FP17s Relating to Free Repair or Replacements	15	1,377	1.1%	0.6%	0.7%
% of FP17s Relating to Continuations	5	1,377	0.4%	0.9%	0.8%
% of Patients satisfied with the dentistry they have received	2	2	N/A	91.8%	91.9%
% of Patients satisfied with the time they had to wait for an appointment	2	2	N/A	87.2%	87.9%

\* This is based on patients treated on this contract for their most recent course of treatment. Figures in italics indicate the base number of FP17s or Patient Questionnaire responses are less than 100. N/A is shown where the base number of responses is less than 10 during the period. % is calculated as Quantity/Base number\*100

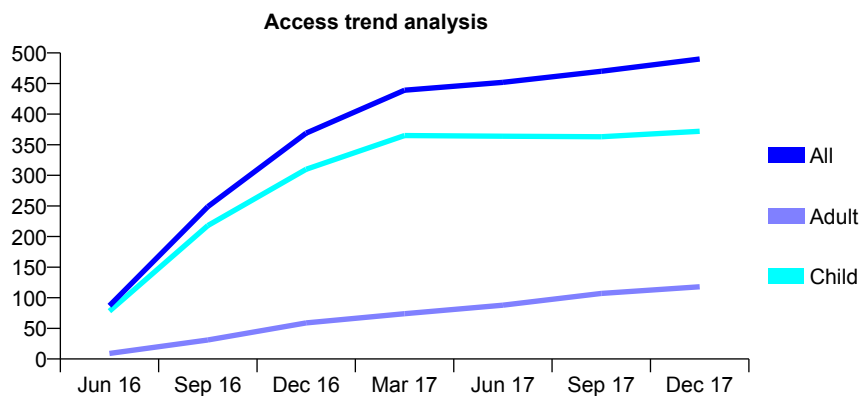
## 7A2 - Vital Signs At a Glance Contract Report for 100145/0000 - December 2017

Name or company name	Capel Dental
Contract type name	GDS Contract
Purpose of contract	General
Contract start date	01/05/2016
Contract end date	

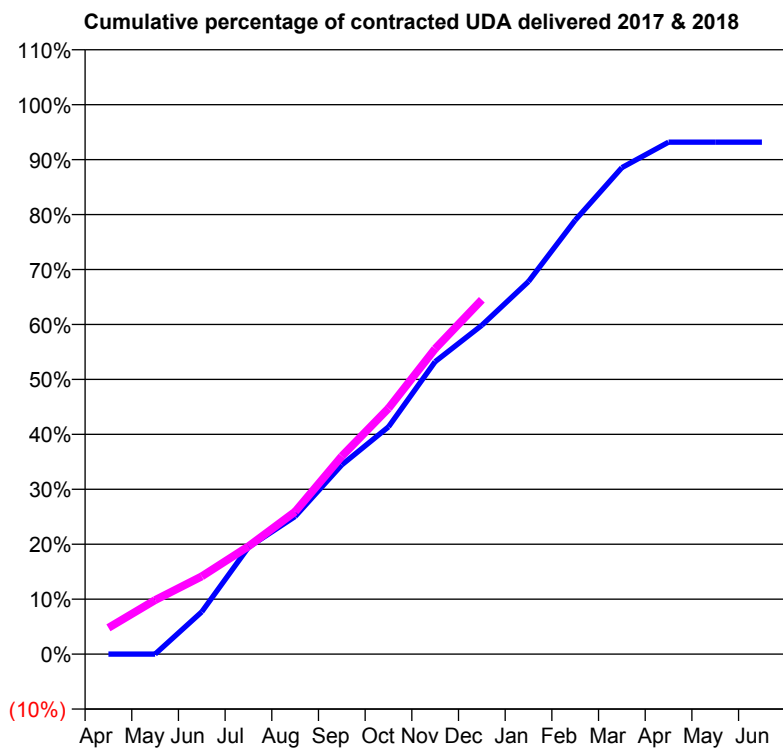
17/18 Contracted general activity (UDA)	1,250
Carry forward general activity (UDA)	-1
17/18 Contracted orthodontic activity (UOA)	0
Carry forward orthodontic activity (UOA)	0
Baseline contract value	£29,224.05

### ACCESS\*

Patients seen in 24 months	Total	Change since previous quarter
Quarter ending December 2016	369	
Quarter ending March 2017	439	↑
Quarter ending June 2017	452	↑
Quarter ending September 2017	470	↑
Quarter ending December 2017	490	↑
<b>Variance since December 2016</b>	<b>32.8%</b>	<b>↑</b>



### ACTIVITY



Month	Adjusted Scheduled Activity (UDA)	
	2017	2018
April	0	60
May	0	123
June	88	177
July	223	245
August	287	324
September	395	450
October	474	559
November	610	695
December	686	806
January	777	
February	905	
March	1,015	
April	1,068	
May	1,068	
June	1,068	

### QUALITY

	Quantity	Base Number	Contract	LHB	Wales
% of FP17s for the same patient ID Re-attending within 3 months - Children	12	438	2.7%	8.1%	11.0%
% of FP17s for the same patient ID Re-attending within 3 months - Adults	1	60	1.7%	12.7%	16.1%
% of FP17s for the same patient ID Re-attending between 3 & 9 months - Children	326	438	74.4%	55.4%	58.9%
% of FP17s for the same patient ID Re-attending between 3 & 9 months - Adults	22	60	36.7%	52.1%	55.2%
% of FP17s for Band 1 Urgent Courses	5	465	1.1%	8.5%	9.0%
% of FP17s Relating to Free Repair or Replacements	0	465	0.0%	0.6%	0.7%
% of FP17s Relating to Continuations	4	465	0.9%	0.9%	0.8%
% of Patients satisfied with the dentistry they have received	0	0	N/A	91.8%	91.9%
% of Patients satisfied with the time they had to wait for an appointment	0	0	N/A	87.2%	87.9%

\* This is based on patients treated on this contract for their most recent course of treatment. Figures in italics indicate the base number of FP17s or Patient Questionnaire responses are less than 100. N/A is shown where the base number of responses is less than 10 during the period. % is calculated as Quantity/Base number\*100

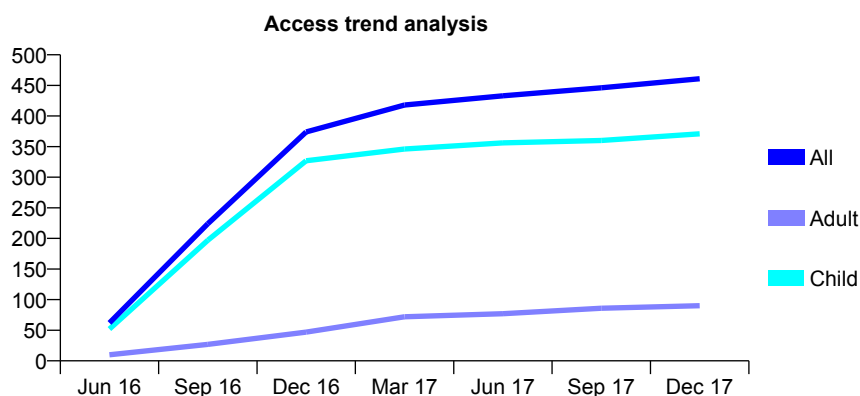
## 7A2 - Vital Signs At a Glance Contract Report for 100146/0000 - December 2017

Name or company name	Capel Dental
Contract type name	GDS Contract
Purpose of contract	General
Contract start date	01/05/2016
Contract end date	

17/18 Contracted general activity (UDA)	1,150
Carry forward general activity (UDA)	0
17/18 Contracted orthodontic activity (UOA)	0
Carry forward orthodontic activity (UOA)	0
Baseline contract value	£27,026.90

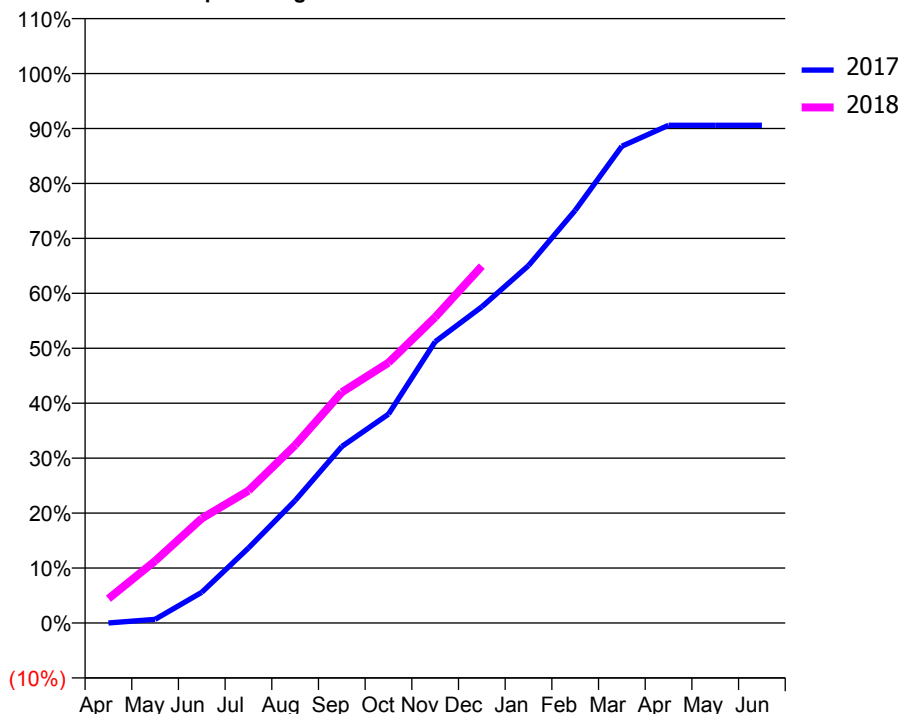
### ACCESS\*

Patients seen in 24 months	Total	Change since previous quarter
Quarter ending December 2016	374	
Quarter ending March 2017	418	↑
Quarter ending June 2017	433	↑
Quarter ending September 2017	446	↑
Quarter ending December 2017	461	↑
<b>Variance since December 2016</b>	<b>23.3%</b>	<b>↑</b>



### ACTIVITY

Cumulative percentage of contracted UDA delivered 2017 & 2018



Month	Adjusted Scheduled Activity (UDA)	
	2017	2018
April	0	51
May	7	130
June	59	219
July	144	277
August	235	372
September	338	483
October	401	545
November	540	640
December	607	747
January	686	
February	792	
March	915	
April	955	
May	955	
June	955	

### QUALITY

	Quantity	Base Number	Contract	LHB	Wales
% of FP17s for the same patient ID Re-attending within 3 months - Children	15	437	3.4%	8.1%	11.0%
% of FP17s for the same patient ID Re-attending within 3 months - Adults	0	46	0.0%	12.7%	16.1%
% of FP17s for the same patient ID Re-attending between 3 & 9 months - Children	305	437	69.8%	55.4%	58.9%
% of FP17s for the same patient ID Re-attending between 3 & 9 months - Adults	17	46	37.0%	52.1%	55.2%
% of FP17s for Band 1 Urgent Courses	0	461	0.0%	8.5%	9.0%
% of FP17s Relating to Free Repair or Replacements	0	461	0.0%	0.6%	0.7%
% of FP17s Relating to Continuations	6	461	1.3%	0.9%	0.8%
% of Patients satisfied with the dentistry they have received	1	1	N/A	91.8%	91.9%
% of Patients satisfied with the time they had to wait for an appointment	1	1	N/A	87.2%	87.9%

\* This is based on patients treated on this contract for their most recent course of treatment. Figures in italics indicate the base number of FP17s or Patient Questionnaire responses are less than 100. N/A is shown where the base number of responses is less than 10 during the period. % is calculated as Quantity/Base number\*100

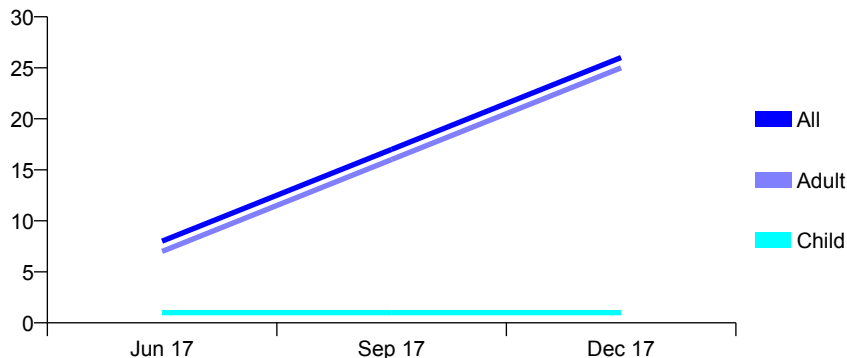
## 7A2 - Vital Signs At a Glance Contract Report for 100329/0000 - December 2017

Name or company name	Eastgate Dental Surgery Limited
Contract type name	GDS Contract
Purpose of contract	General
Contract start date	06/03/2017
Contract end date	

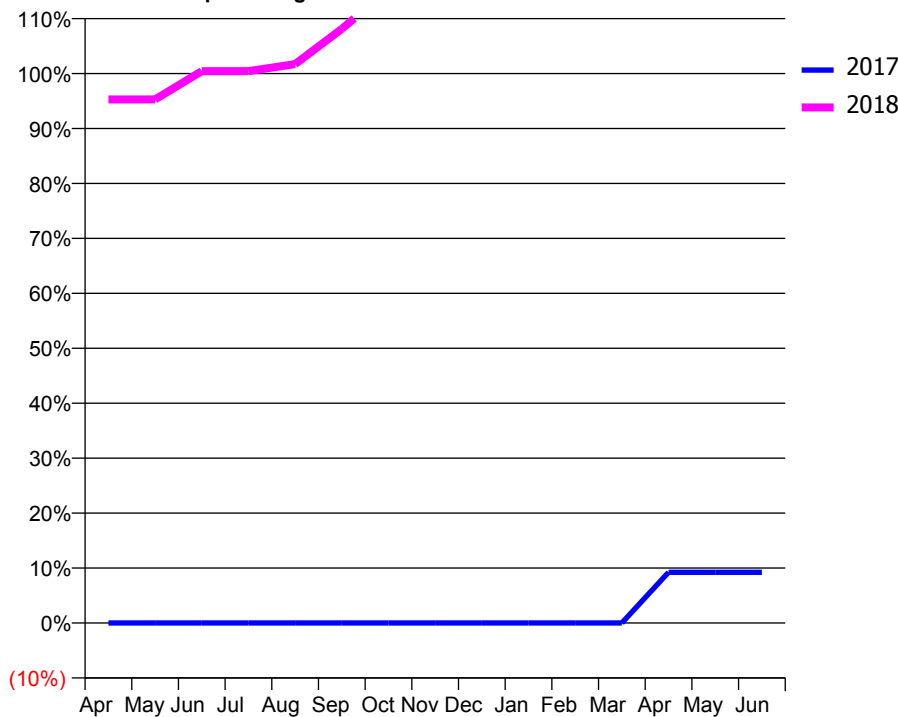
17/18 Contracted general activity (UDA)	187
Carry forward general activity (UDA)	-177
17/18 Contracted orthodontic activity (UOA)	0
Carry forward orthodontic activity (UOA)	0
Baseline contract value	£6,086.40

### ACCESS\*

Patients seen in 24 months	Total	Change since previous quarter
Quarter ending December 2016	0	
Quarter ending March 2017	0	
Quarter ending June 2017	8	↑
Quarter ending September 2017	17	↑
Quarter ending December 2017	26	↑
<b>Variance since December 2016</b>	N/A	

**Access trend analysis**


### ACTIVITY

**Cumulative percentage of contracted UDA delivered 2017 & 2018**

**Adjusted Scheduled Activity (UDA)**

Month	2017	2018
April	0	178
May	0	178
June	0	188
July	0	188
August	0	190
September	0	202
October	0	215
November	0	224
December	0	224
January	0	
February	0	
March	0	
April	1	
May	1	
June	1	

### QUALITY

	Quantity	Base Number	Contract	LHB	Wales
% of FP17s for the same patient ID Re-attending within 3 months - Children	0	2	0.0%	8.1%	11.0%
% of FP17s for the same patient ID Re-attending within 3 months - Adults	1	38	2.6%	12.7%	16.1%
% of FP17s for the same patient ID Re-attending between 3 & 9 months - Children	0	2	0.0%	55.4%	58.9%
% of FP17s for the same patient ID Re-attending between 3 & 9 months - Adults	0	38	0.0%	52.1%	55.2%
% of FP17s for Band 1 Urgent Courses	38	39	97.4%	8.5%	9.0%
% of FP17s Relating to Free Repair or Replacements	0	39	0.0%	0.6%	0.7%
% of FP17s Relating to Continuations	0	39	0.0%	0.9%	0.8%
% of Patients satisfied with the dentistry they have received	0	0	N/A	91.8%	91.9%
% of Patients satisfied with the time they had to wait for an appointment	0	0	N/A	87.2%	87.9%

\* This is based on patients treated on this contract for their most recent course of treatment. Figures in italics indicate the base number of FP17s or Patient Questionnaire responses are less than 100. N/A is shown where the base number of responses is less than 10 during the period. % is calculated as Quantity/Base number\*100

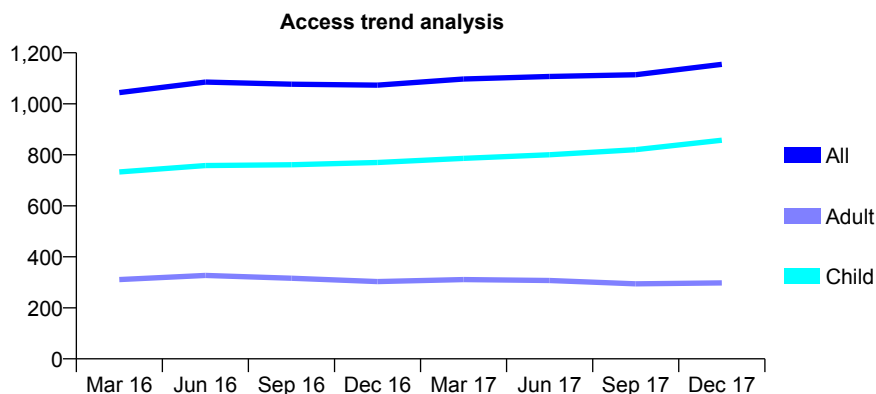
## 7A2 - Vital Signs At a Glance Contract Report for 105554/0001 - December 2017

Name or company name	K J Dwyer
Contract type name	GDS Contract
Purpose of contract	General
Contract start date	01/11/2012
Contract end date	

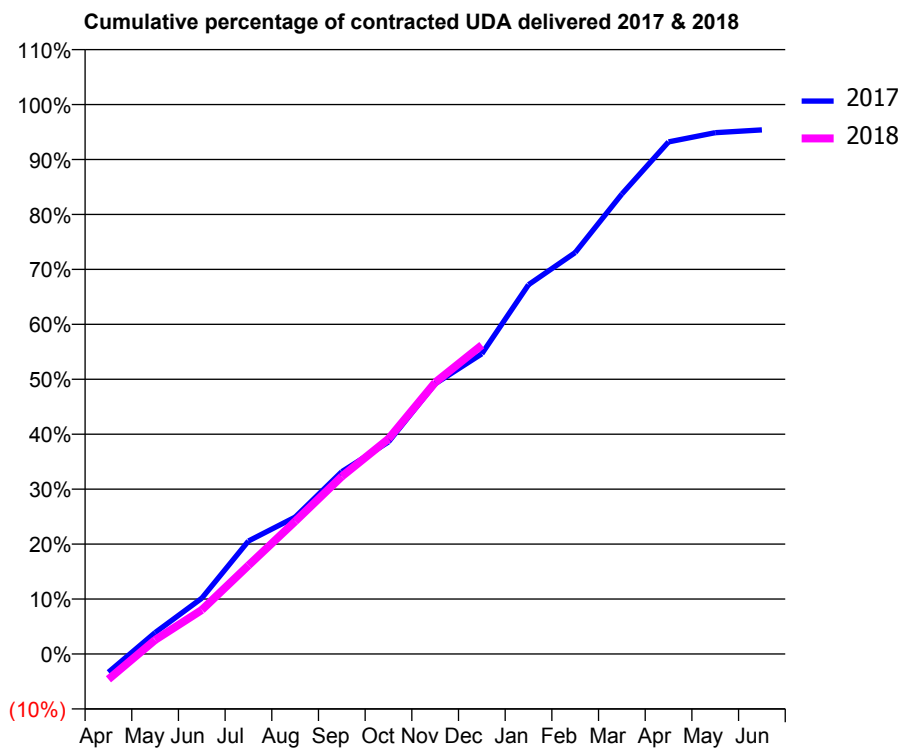
17/18 Contracted general activity (UDA)	2,400
Carry forward general activity (UDA)	111
17/18 Contracted orthodontic activity (UOA)	0
Carry forward orthodontic activity (UOA)	0
Baseline contract value	£54,651.17

### ACCESS\*

Patients seen in 24 months	Total	Change since previous quarter
Quarter ending December 2016	1,073	
Quarter ending March 2017	1,097	↑
Quarter ending June 2017	1,107	→
Quarter ending September 2017	1,114	→
Quarter ending December 2017	1,155	↑
<b>Variance since December 2016</b>	<b>7.6%</b>	<b>↑</b>



### ACTIVITY



Month	Adjusted Scheduled Activity (UDA)	
	2017	2018
April	-80	-111
May	94	62
June	244	192
July	494	387
August	598	579
September	796	775
October	926	940
November	1,180	1,186
December	1,311	1,349
January	1,613	
February	1,753	
March	2,009	
April	2,237	
May	2,277	
June	2,289	

### QUALITY

	Quantity	Base Number	Contract	LHB	Wales
% of FP17s for the same patient ID Re-attending within 3 months - Children	120	1,048	11.5%	8.1%	11.0%
% of FP17s for the same patient ID Re-attending within 3 months - Adults	13	140	9.3%	12.7%	16.1%
% of FP17s for the same patient ID Re-attending between 3 & 9 months - Children	542	1,048	51.7%	55.4%	58.9%
% of FP17s for the same patient ID Re-attending between 3 & 9 months - Adults	78	140	55.7%	52.1%	55.2%
% of FP17s for Band 1 Urgent Courses	23	1,036	2.2%	8.5%	9.0%
% of FP17s Relating to Free Repair or Replacements	0	1,036	0.0%	0.6%	0.7%
% of FP17s Relating to Continuations	0	1,036	0.0%	0.9%	0.8%
% of Patients satisfied with the dentistry they have received	4	5	N/A	91.8%	91.9%
% of Patients satisfied with the time they had to wait for an appointment	4	5	N/A	87.2%	87.9%

\* This is based on patients treated on this contract for their most recent course of treatment. Figures in italics indicate the base number of FP17s or Patient Questionnaire responses are less than 100. N/A is shown where the base number of responses is less than 10 during the period. % is calculated as Quantity/Base number\*100



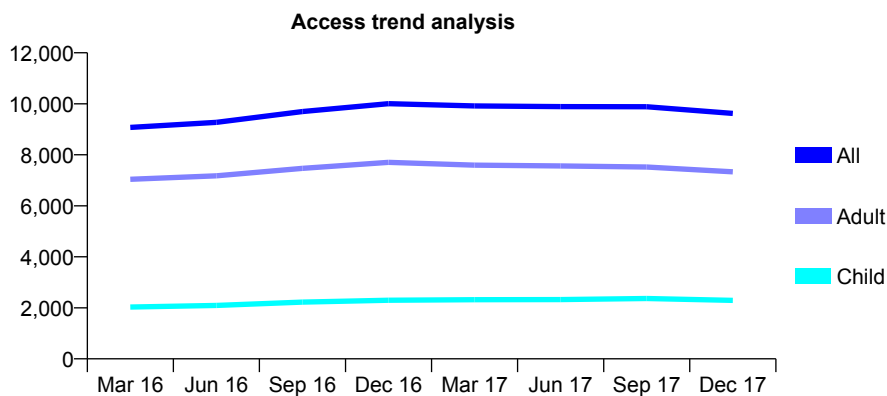
## 7A2 - Vital Signs At a Glance Contract Report for 106631/0001 - December 2017

Name or company name	Dr N Patel, Dr J Rai and Dr N Kernahan
Contract type name	GDS Contract
Purpose of contract	General
Contract start date	01/04/2006
Contract end date	

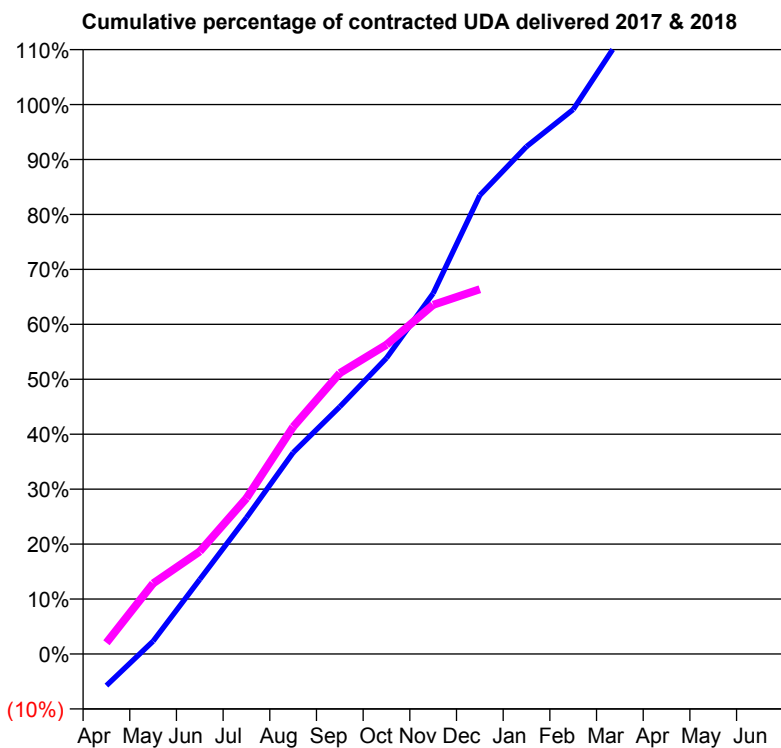
17/18 Contracted general activity (UDA)	26,605
Carry forward general activity (UDA)	0
17/18 Contracted orthodontic activity (UOA)	0
Carry forward orthodontic activity (UOA)	0
Baseline contract value	£701,056.84

### ACCESS\*

Patients seen in 24 months	Total	Change since previous quarter
Quarter ending December 2016	10,006	
Quarter ending March 2017	9,915	→
Quarter ending June 2017	9,888	→
Quarter ending September 2017	9,883	→
Quarter ending December 2017	9,623	↓
<b>Variance since December 2016</b>	<b>(3.8%)</b>	<b>↓</b>



### ACTIVITY



Month	Adjusted Scheduled Activity (UDA)	
	2017	2018
April	-1,530	548
May	624	3,419
June	3,611	4,965
July	6,602	7,545
August	9,753	11,000
September	11,976	13,601
October	14,327	14,977
November	17,462	16,907
December	22,213	17,663
January	24,568	
February	26,366	
March	29,801	
April	30,734	
May	30,741	
June	30,752	

### QUALITY

	Quantity	Base Number	Contract	LHB	Wales
% of FP17s for the same patient ID Re-attending within 3 months - Children	172	2,282	7.5%	8.1%	11.0%
% of FP17s for the same patient ID Re-attending within 3 months - Adults	1,075	7,623	14.1%	12.7%	16.1%
% of FP17s for the same patient ID Re-attending between 3 & 9 months - Children	1,361	2,282	59.6%	55.4%	58.9%
% of FP17s for the same patient ID Re-attending between 3 & 9 months - Adults	5,147	7,623	67.5%	52.1%	55.2%
% of FP17s for Band 1 Urgent Courses	434	9,400	4.6%	8.5%	9.0%
% of FP17s Relating to Free Repair or Replacements	143	9,400	1.5%	0.6%	0.7%
% of FP17s Relating to Continuations	202	9,400	2.1%	0.9%	0.8%
% of Patients satisfied with the dentistry they have received	54	61	88.5%	91.8%	91.9%
% of Patients satisfied with the time they had to wait for an appointment	55	61	90.2%	87.2%	87.9%

\* This is based on patients treated on this contract for their most recent course of treatment. Figures in italics indicate the base number of FP17s or Patient Questionnaire responses are less than 100. N/A is shown where the base number of responses is less than 10 during the period. % is calculated as Quantity/Base number\*100

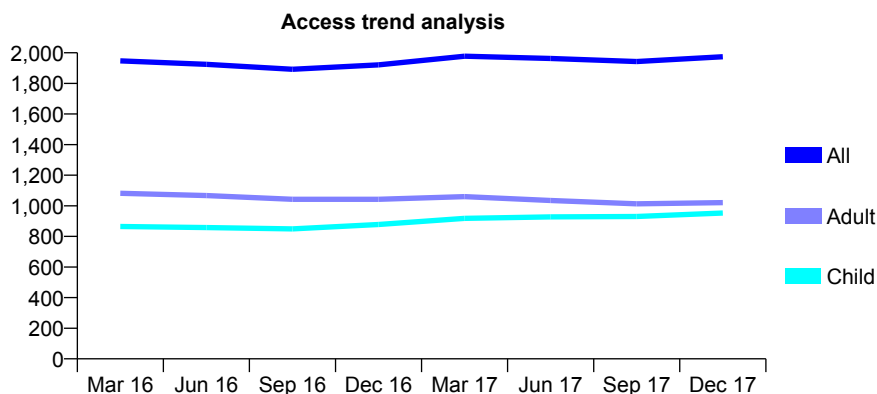
## 7A2 - Vital Signs At a Glance Contract Report for 106682/0001 - December 2017

Name or company name	Warren Davies Ltd.
Contract type name	GDS Contract
Purpose of contract	General
Contract start date	01/01/2007
Contract end date	

17/18 Contracted general activity (UDA)	9,112
Carry forward general activity (UDA)	417
17/18 Contracted orthodontic activity (UOA)	0
Carry forward orthodontic activity (UOA)	0
Baseline contract value	£239,810.59

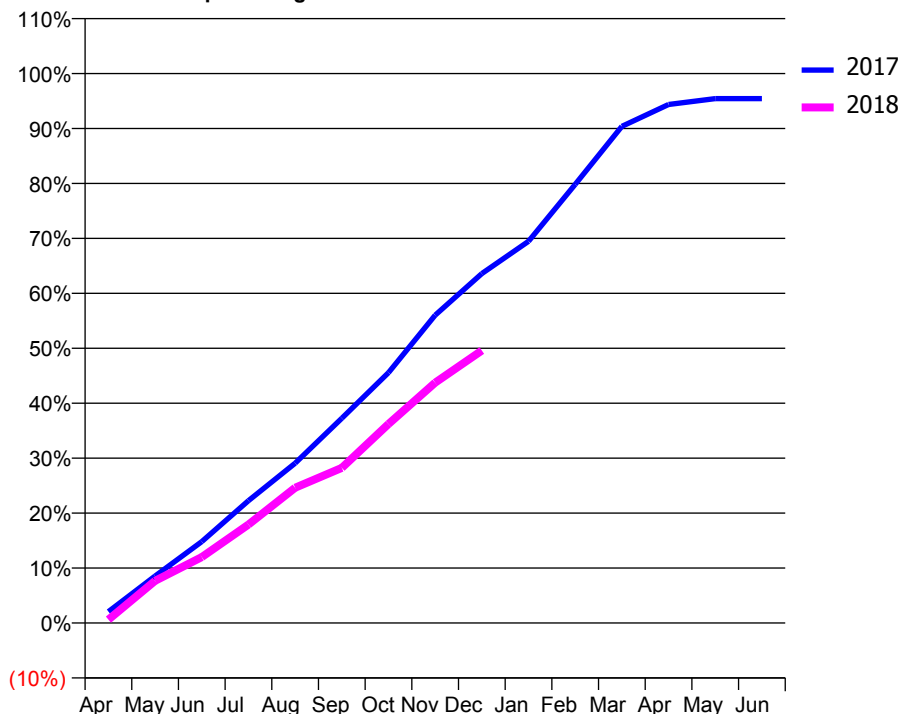
### ACCESS\*

Patients seen in 24 months	Total	Change since previous quarter
Quarter ending December 2016	1,921	
Quarter ending March 2017	1,978	↑
Quarter ending June 2017	1,963	→
Quarter ending September 2017	1,943	↓
Quarter ending December 2017	1,974	→
<b>Variance since December 2016</b>	<b>2.8%</b>	<b>↑</b>



### ACTIVITY

Cumulative percentage of contracted UDA delivered 2017 & 2018



Month	Adjusted Scheduled Activity (UDA)	
	2017	2018
April	190	56
May	779	701
June	1,350	1,094
July	2,030	1,633
August	2,651	2,244
September	3,394	2,574
October	4,152	3,301
November	5,104	3,985
December	5,795	4,518
January	6,329	
February	7,273	
March	8,235	
April	8,597	
May	8,695	
June	8,695	

### QUALITY

	Quantity	Base Number	Contract	LHB	Wales
% of FP17s for the same patient ID Re-attending within 3 months - Children	101	1,106	9.1%	8.1%	11.0%
% of FP17s for the same patient ID Re-attending within 3 months - Adults	264	1,177	22.4%	12.7%	16.1%
% of FP17s for the same patient ID Re-attending between 3 & 9 months - Children	683	1,106	61.8%	55.4%	58.9%
% of FP17s for the same patient ID Re-attending between 3 & 9 months - Adults	674	1,177	57.3%	52.1%	55.2%
% of FP17s for Band 1 Urgent Courses	215	2,143	10.0%	8.5%	9.0%
% of FP17s Relating to Free Repair or Replacements	0	2,143	0.0%	0.6%	0.7%
% of FP17s Relating to Continuations	19	2,143	0.9%	0.9%	0.8%
% of Patients satisfied with the dentistry they have received	27	28	96.4%	91.8%	91.9%
% of Patients satisfied with the time they had to wait for an appointment	27	28	96.4%	87.2%	87.9%

\* This is based on patients treated on this contract for their most recent course of treatment. Figures in italics indicate the base number of FP17s or Patient Questionnaire responses are less than 100. N/A is shown where the base number of responses is less than 10 during the period. % is calculated as Quantity/Base number\*100

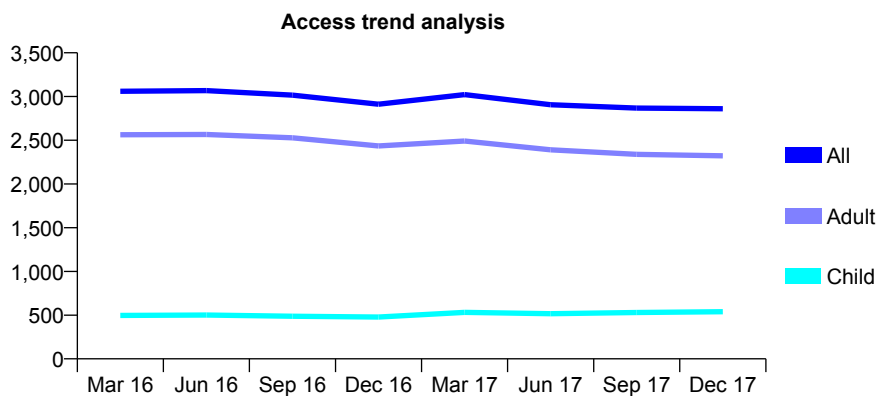
## 7A2 - Vital Signs At a Glance Contract Report for 106968/0001 - December 2017

Name or company name	Eastgate Dental Surgery Limited
Contract type name	GDS Contract
Purpose of contract	General
Contract start date	01/04/2011
Contract end date	

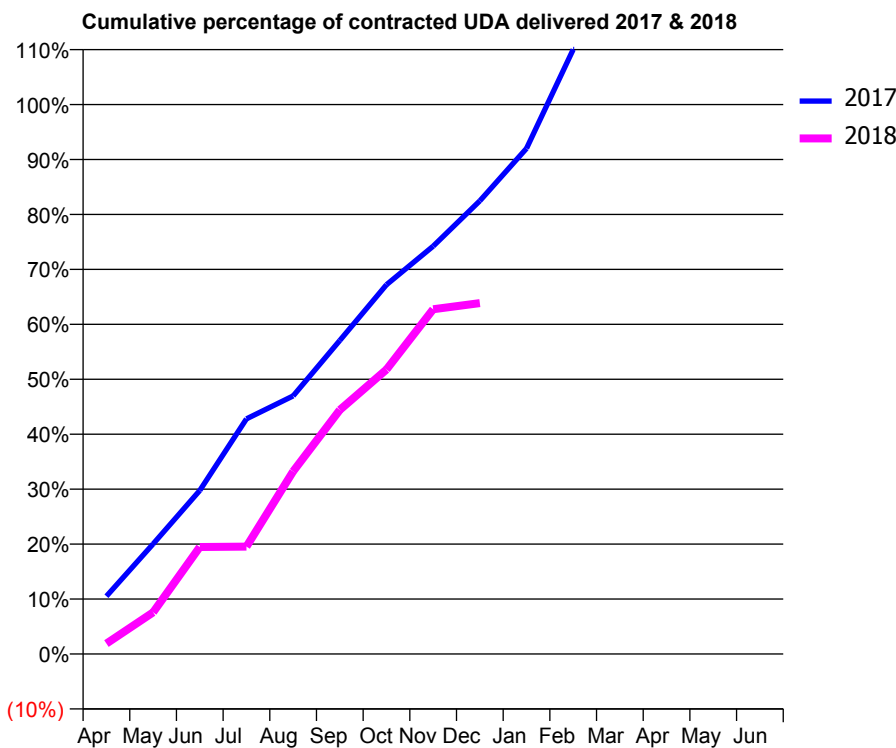
17/18 Contracted general activity (UDA)	7,616
Carry forward general activity (UDA)	0
17/18 Contracted orthodontic activity (UOA)	0
Carry forward orthodontic activity (UOA)	0
Baseline contract value	£213,461.90

### ACCESS\*

Patients seen in 24 months	Total	Change since previous quarter
Quarter ending December 2016	2,912	
Quarter ending March 2017	3,022	↑
Quarter ending June 2017	2,906	↓
Quarter ending September 2017	2,868	↓
Quarter ending December 2017	2,861	→
<b>Variance since December 2016</b>	<b>(1.8%)</b>	<b>↓</b>



### ACTIVITY



Month	Adjusted Scheduled Activity (UDA)	
	2017	2018
April	801	144
May	1,525	578
June	2,267	1,483
July	3,259	1,489
August	3,577	2,532
September	4,346	3,382
October	5,118	3,944
November	5,653	4,779
December	6,281	4,864
January	7,007	
February	8,379	
March	9,291	
April	9,628	
May	9,616	
June	9,613	

### QUALITY

	Quantity	Base Number	Contract	LHB	Wales
% of FP17s for the same patient ID Re-attending within 3 months - Children	29	476	6.1%	8.1%	11.0%
% of FP17s for the same patient ID Re-attending within 3 months - Adults	211	1,936	10.9%	12.7%	16.1%
% of FP17s for the same patient ID Re-attending between 3 & 9 months - Children	249	476	52.3%	55.4%	58.9%
% of FP17s for the same patient ID Re-attending between 3 & 9 months - Adults	1,246	1,936	64.4%	52.1%	55.2%
% of FP17s for Band 1 Urgent Courses	151	2,266	6.7%	8.5%	9.0%
% of FP17s Relating to Free Repair or Replacements	6	2,266	0.3%	0.6%	0.7%
% of FP17s Relating to Continuations	2	2,266	0.1%	0.9%	0.8%
% of Patients satisfied with the dentistry they have received	24	27	88.9%	91.8%	91.9%
% of Patients satisfied with the time they had to wait for an appointment	23	27	85.2%	87.2%	87.9%

\* This is based on patients treated on this contract for their most recent course of treatment. Figures in italics indicate the base number of FP17s or Patient Questionnaire responses are less than 100. N/A is shown where the base number of responses is less than 10 during the period. % is calculated as Quantity/Base number\*100

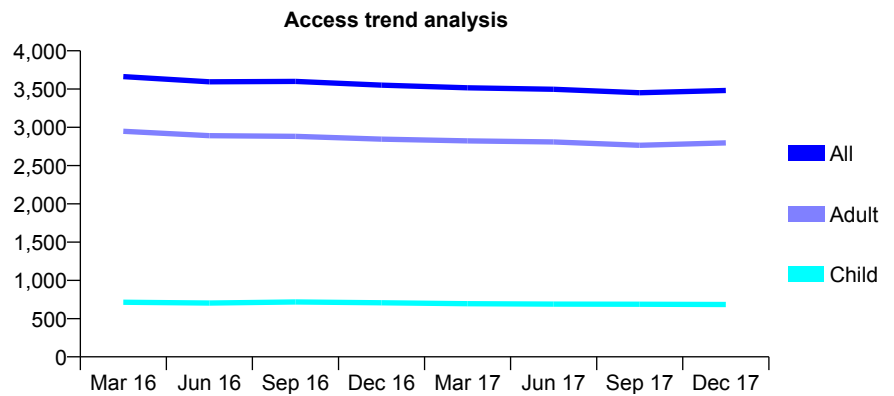
## 7A2 - Vital Signs At a Glance Contract Report for 112461/0001 - December 2017

Name or company name	Deintyddfa Emlyn
Contract type name	GDS Contract
Purpose of contract	General
Contract start date	21/02/2011
Contract end date	

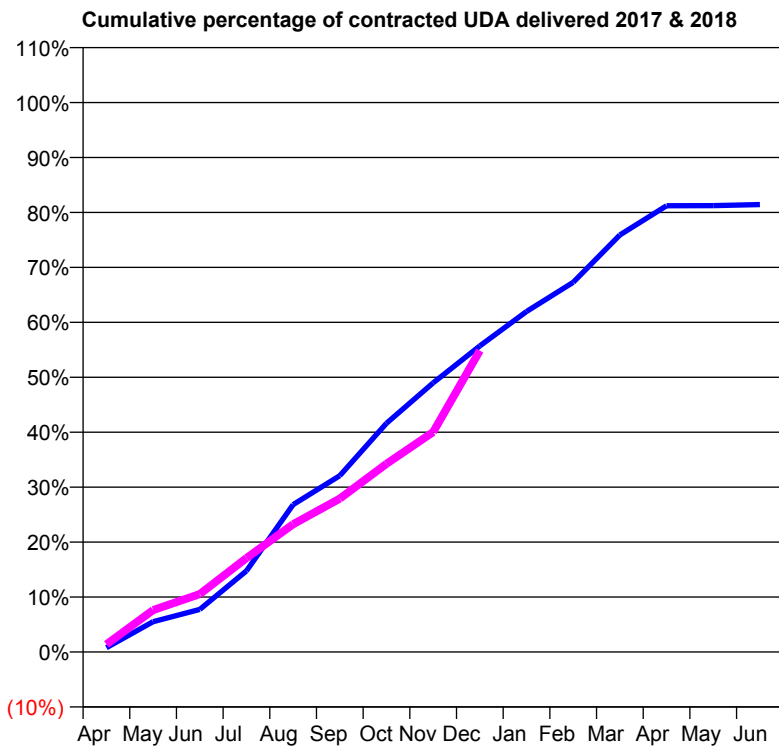
17/18 Contracted general activity (UDA)	12,000
Carry forward general activity (UDA)	0
17/18 Contracted orthodontic activity (UOA)	0
Carry forward orthodontic activity (UOA)	0
Baseline contract value	£309,084.12

### ACCESS\*

Patients seen in 24 months	Total	Change since previous quarter
Quarter ending December 2016	3,551	
Quarter ending March 2017	3,517	→
Quarter ending June 2017	3,498	→
Quarter ending September 2017	3,452	↓
Quarter ending December 2017	3,481	→
<b>Variance since December 2016</b>	<b>(2.0%)</b>	<b>↓</b>



### ACTIVITY



Month	Adjusted Scheduled Activity (UDA)	
	2017	2018
April	95	168
May	661	915
June	931	1,265
July	1,773	2,050
August	3,219	2,790
September	3,851	3,352
October	4,997	4,111
November	5,878	4,804
December	6,684	6,582
January	7,437	
February	8,073	
March	9,108	
April	9,745	
May	9,747	
June	9,772	

### QUALITY

	Quantity	Base Number	Contract	LHB	Wales
% of FP17s for the same patient ID Re-attending within 3 months - Children	27	826	3.3%	8.1%	11.0%
% of FP17s for the same patient ID Re-attending within 3 months - Adults	268	3,149	8.5%	12.7%	16.1%
% of FP17s for the same patient ID Re-attending between 3 & 9 months - Children	504	826	61.0%	55.4%	58.9%
% of FP17s for the same patient ID Re-attending between 3 & 9 months - Adults	1,874	3,149	59.5%	52.1%	55.2%
% of FP17s for Band 1 Urgent Courses	219	3,778	5.8%	8.5%	9.0%
% of FP17s Relating to Free Repair or Replacements	4	3,778	0.1%	0.6%	0.7%
% of FP17s Relating to Continuations	4	3,778	0.1%	0.9%	0.8%
% of Patients satisfied with the dentistry they have received	35	37	94.6%	91.8%	91.9%
% of Patients satisfied with the time they had to wait for an appointment	36	37	97.3%	87.2%	87.9%

\* This is based on patients treated on this contract for their most recent course of treatment. Figures in italics indicate the base number of FP17s or Patient Questionnaire responses are less than 100. N/A is shown where the base number of responses is less than 10 during the period. % is calculated as Quantity/Base number\*100

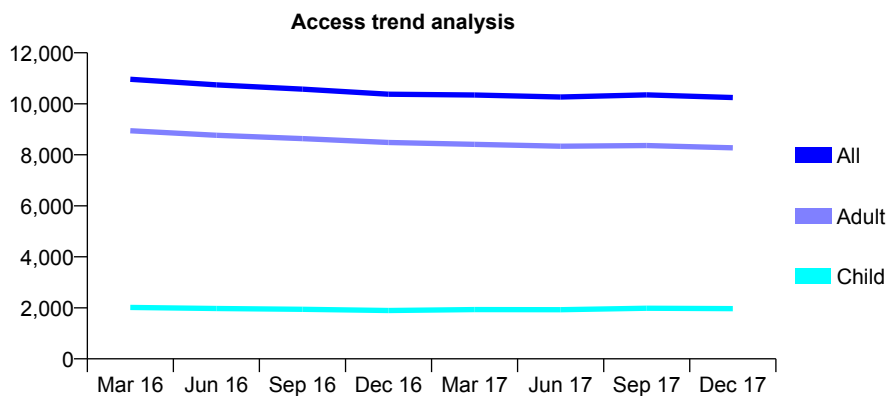
## 7A2 - Vital Signs At a Glance Contract Report for 112488/0001 - December 2017

Name or company name	Integrated Dental Holdings
Contract type name	GDS Contract
Purpose of contract	General
Contract start date	01/04/2006
Contract end date	

17/18 Contracted general activity (UDA)	37,500
Carry forward general activity (UDA)	0
17/18 Contracted orthodontic activity (UOA)	0
Carry forward orthodontic activity (UOA)	0
Baseline contract value	£869,385.40

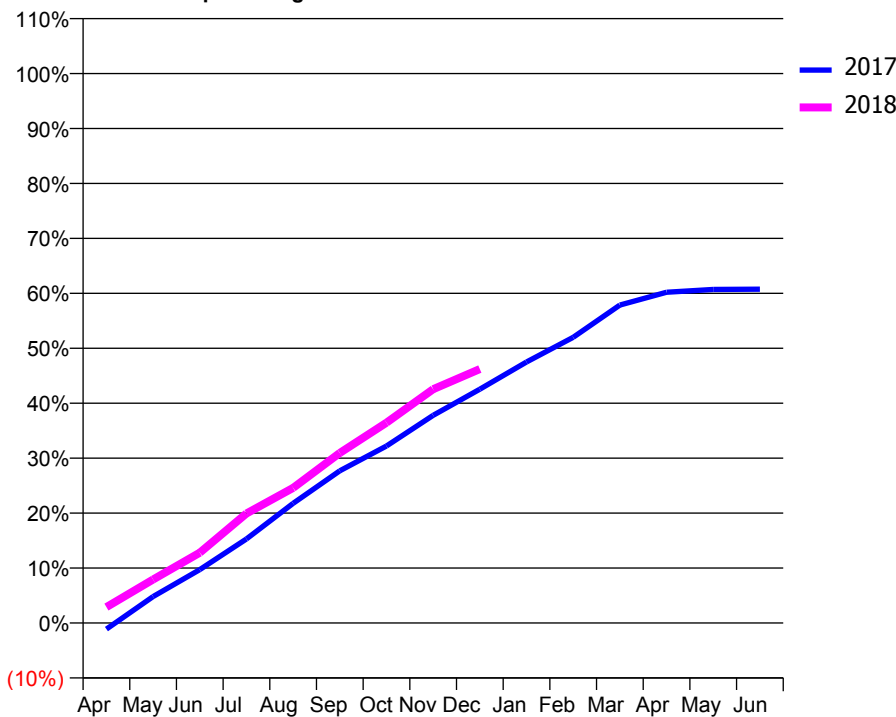
### ACCESS\*

Patients seen in 24 months	Total	Change since previous quarter
Quarter ending December 2016	10,377	
Quarter ending March 2017	10,344	→
Quarter ending June 2017	10,265	→
Quarter ending September 2017	10,348	→
Quarter ending December 2017	10,245	→
<b>Variance since December 2016</b>	<b>(1.3%)</b>	<b>↓</b>



### ACTIVITY

Cumulative percentage of contracted UDA delivered 2017 & 2018



Month	Adjusted Scheduled Activity (UDA)	
	2017	2018
April	-424	1,088
May	1,802	2,973
June	3,644	4,805
July	5,739	7,477
August	8,166	9,225
September	10,386	11,604
October	12,078	13,677
November	14,176	15,956
December	15,955	17,333
January	17,810	
February	19,494	
March	21,701	
April	22,570	
May	22,761	
June	22,780	

### QUALITY

	Quantity	Base Number	Contract	LHB	Wales
% of FP17s for the same patient ID Re-attending within 3 months - Children	32	1,867	1.7%	8.1%	11.0%
% of FP17s for the same patient ID Re-attending within 3 months - Adults	307	7,891	3.9%	12.7%	16.1%
% of FP17s for the same patient ID Re-attending between 3 & 9 months - Children	919	1,867	49.2%	55.4%	58.9%
% of FP17s for the same patient ID Re-attending between 3 & 9 months - Adults	4,718	7,891	59.8%	52.1%	55.2%
% of FP17s for Band 1 Urgent Courses	81	9,302	0.9%	8.5%	9.0%
% of FP17s Relating to Free Repair or Replacements	29	9,302	0.3%	0.6%	0.7%
% of FP17s Relating to Continuations	25	9,302	0.3%	0.9%	0.8%
% of Patients satisfied with the dentistry they have received	51	53	96.2%	91.8%	91.9%
% of Patients satisfied with the time they had to wait for an appointment	45	53	84.9%	87.2%	87.9%

\* This is based on patients treated on this contract for their most recent course of treatment. Figures in italics indicate the base number of FP17s or Patient Questionnaire responses are less than 100. N/A is shown where the base number of responses is less than 10 during the period. % is calculated as Quantity/Base number\*100

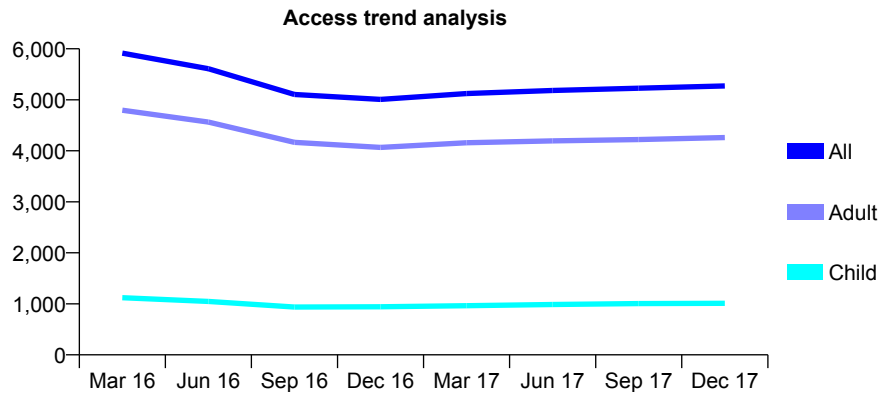
## 7A2 - Vital Signs At a Glance Contract Report for 116300/0001 - December 2017

Name or company name	Whitecross Dental Care Ltd
Contract type name	GDS Contract
Purpose of contract	General
Contract start date	01/11/2006
Contract end date	

17/18 Contracted general activity (UDA)	15,000
Carry forward general activity (UDA)	0
17/18 Contracted orthodontic activity (UOA)	0
Carry forward orthodontic activity (UOA)	0
Baseline contract value	£355,088.78

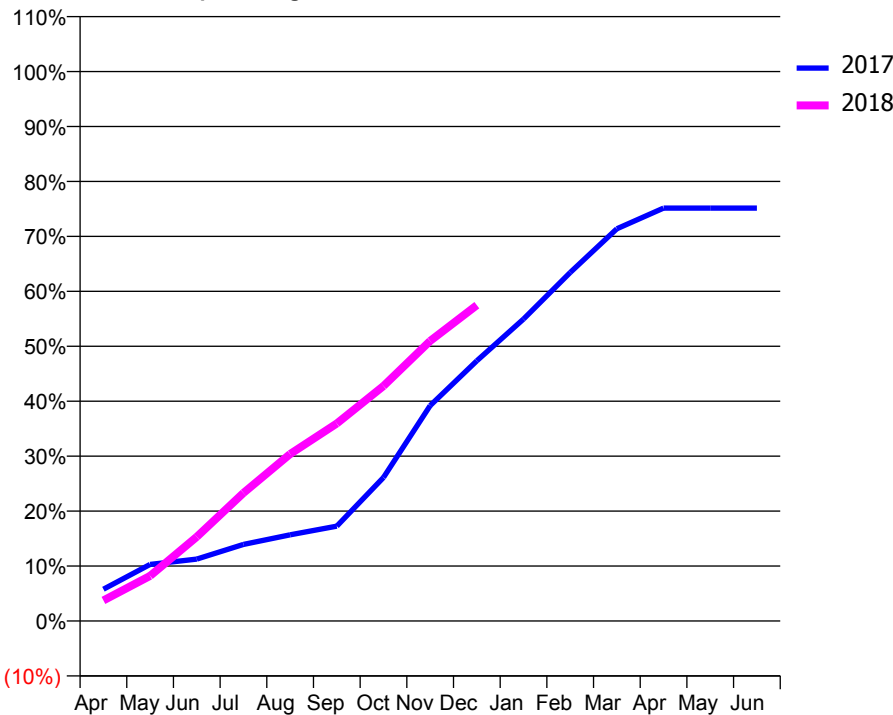
### ACCESS\*

Patients seen in 24 months	Total	Change since previous quarter
Quarter ending December 2016	5,009	
Quarter ending March 2017	5,122	↑
Quarter ending June 2017	5,182	→
Quarter ending September 2017	5,227	→
Quarter ending December 2017	5,271	→
<b>Variance since December 2016</b>	<b>5.2%</b>	<b>↑</b>



### ACTIVITY

Cumulative percentage of contracted UDA delivered 2017 & 2018



Month	Adjusted Scheduled Activity (UDA)	
	2017	2018
April	869	563
May	1,545	1,231
June	1,690	2,298
July	2,090	3,498
August	2,352	4,559
September	2,590	5,394
October	3,918	6,417
November	5,880	7,646
December	7,102	8,622
January	8,244	
February	9,514	
March	10,707	
April	11,271	
May	11,273	
June	11,273	

### QUALITY

	Quantity	Base Number	Contract	LHB	Wales
% of FP17s for the same patient ID Re-attending within 3 months - Children	40	854	4.7%	8.1%	11.0%
% of FP17s for the same patient ID Re-attending within 3 months - Adults	302	3,354	9.0%	12.7%	16.1%
% of FP17s for the same patient ID Re-attending between 3 & 9 months - Children	234	854	27.4%	55.4%	58.9%
% of FP17s for the same patient ID Re-attending between 3 & 9 months - Adults	1,027	3,354	30.6%	52.1%	55.2%
% of FP17s for Band 1 Urgent Courses	61	3,872	1.6%	8.5%	9.0%
% of FP17s Relating to Free Repair or Replacements	30	3,872	0.8%	0.6%	0.7%
% of FP17s Relating to Continuations	64	3,872	1.7%	0.9%	0.8%
% of Patients satisfied with the dentistry they have received	31	37	83.8%	91.8%	91.9%
% of Patients satisfied with the time they had to wait for an appointment	28	37	75.7%	87.2%	87.9%

\* This is based on patients treated on this contract for their most recent course of treatment. Figures in italics indicate the base number of FP17s or Patient Questionnaire responses are less than 100. N/A is shown where the base number of responses is less than 10 during the period. % is calculated as Quantity/Base number\*100

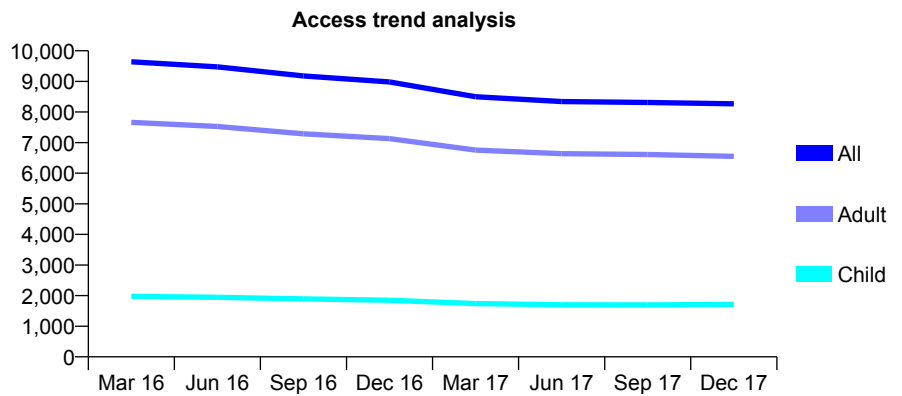
## 7A2 - Vital Signs At a Glance Contract Report for 116300/0002 - December 2017

Name or company name	Whitecross Dental Care Ltd
Contract type name	GDS Contract
Purpose of contract	General
Contract start date	21/11/2007
Contract end date	

17/18 Contracted general activity (UDA)	25,004
Carry forward general activity (UDA)	0
17/18 Contracted orthodontic activity (UOA)	0
Carry forward orthodontic activity (UOA)	0
Baseline contract value	£546,369.60

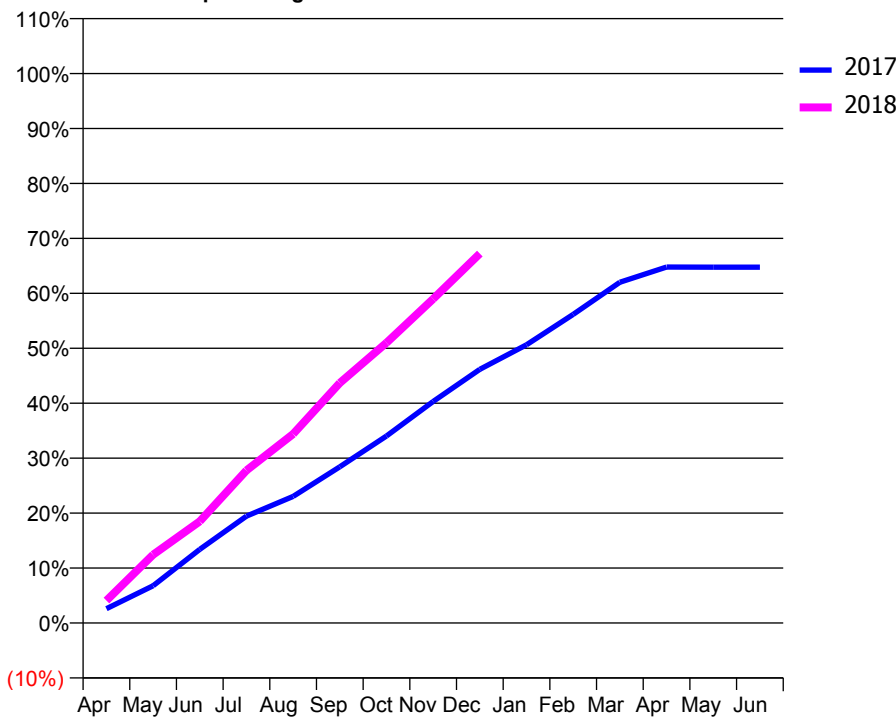
### ACCESS\*

Patients seen in 24 months	Total	Change since previous quarter
Quarter ending December 2016	8,981	
Quarter ending March 2017	8,500	↓
Quarter ending June 2017	8,340	↓
Quarter ending September 2017	8,312	→
Quarter ending December 2017	8,266	→
<b>Variance since December 2016</b>	<b>(8.0%)</b>	<b>↓</b>



### ACTIVITY

Cumulative percentage of contracted UDA delivered 2017 & 2018



Month	Adjusted Scheduled Activity (UDA)	
	2017	2018
April	780	1,025
May	2,035	3,108
June	4,023	4,628
July	5,837	6,943
August	6,912	8,601
September	8,531	10,927
October	10,208	12,754
November	12,097	14,750
December	13,852	16,813
January	15,194	
February	16,848	
March	18,606	
April	19,439	
May	19,431	
June	19,427	

### QUALITY

	Quantity	Base Number	Contract	LHB	Wales
% of FP17s for the same patient ID Re-attending within 3 months - Children	67	1,589	4.2%	8.1%	11.0%
% of FP17s for the same patient ID Re-attending within 3 months - Adults	482	5,731	8.4%	12.7%	16.1%
% of FP17s for the same patient ID Re-attending between 3 & 9 months - Children	520	1,589	32.7%	55.4%	58.9%
% of FP17s for the same patient ID Re-attending between 3 & 9 months - Adults	1,889	5,731	33.0%	52.1%	55.2%
% of FP17s for Band 1 Urgent Courses	166	7,031	2.4%	8.5%	9.0%
% of FP17s Relating to Free Repair or Replacements	92	7,031	1.3%	0.6%	0.7%
% of FP17s Relating to Continuations	101	7,031	1.4%	0.9%	0.8%
% of Patients satisfied with the dentistry they have received	76	83	91.6%	91.8%	91.9%
% of Patients satisfied with the time they had to wait for an appointment	73	83	88.0%	87.2%	87.9%

\* This is based on patients treated on this contract for their most recent course of treatment. Figures in italics indicate the base number of FP17s or Patient Questionnaire responses are less than 100. N/A is shown where the base number of responses is less than 10 during the period. % is calculated as Quantity/Base number\*100

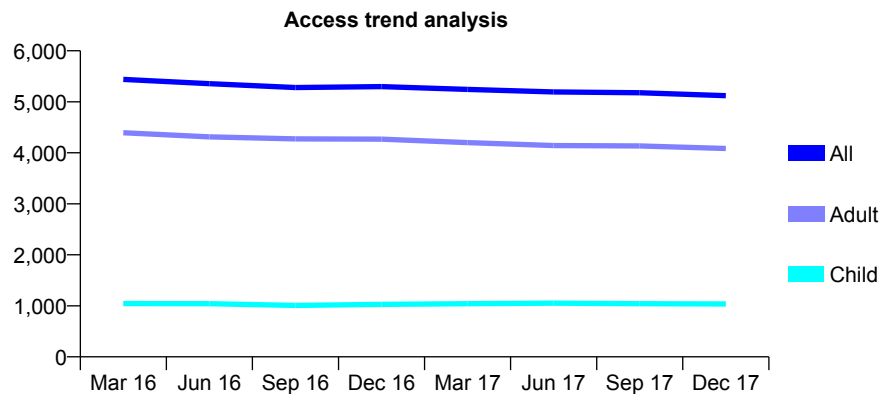
## 7A2 - Vital Signs At a Glance Contract Report for 116300/0003 - December 2017

Name or company name	Whitecross Dental Care Ltd
Contract type name	GDS Contract
Purpose of contract	General
Contract start date	01/03/2008
Contract end date	

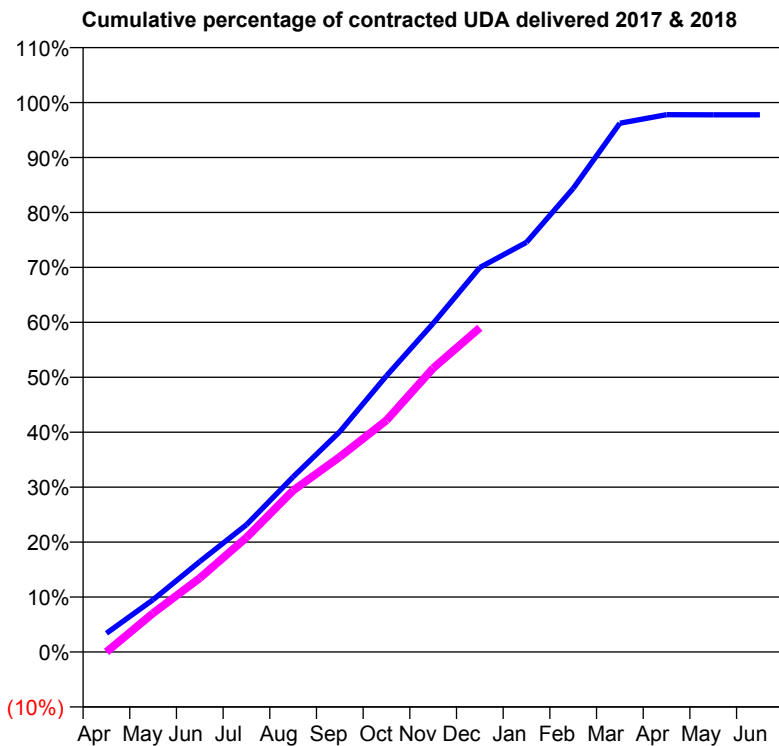
17/18 Contracted general activity (UDA)	15,957
Carry forward general activity (UDA)	358
17/18 Contracted orthodontic activity (UOA)	0
Carry forward orthodontic activity (UOA)	0
Baseline contract value	£491,234.50

### ACCESS\*

Patients seen in 24 months	Total	Change since previous quarter
Quarter ending December 2016	5,297	
Quarter ending March 2017	5,242	↓
Quarter ending June 2017	5,193	→
Quarter ending September 2017	5,178	→
Quarter ending December 2017	5,121	↓
<b>Variance since December 2016</b>	<b>(3.3%)</b>	<b>↓</b>



### ACTIVITY



Month	Adjusted Scheduled Activity (UDA)	
	2017	2018
April	545	-3
May	1,522	1,127
June	2,629	2,149
July	3,697	3,326
August	5,087	4,692
September	6,400	5,667
October	8,020	6,729
November	9,545	8,243
December	11,166	9,414
January	11,897	
February	13,464	
March	15,356	
April	15,602	
May	15,599	
June	15,599	

### QUALITY

	Quantity	Base Number	Contract	LHB	Wales
% of FP17s for the same patient ID Re-attending within 3 months - Children	27	739	3.7%	8.1%	11.0%
% of FP17s for the same patient ID Re-attending within 3 months - Adults	268	2,785	9.6%	12.7%	16.1%
% of FP17s for the same patient ID Re-attending between 3 & 9 months - Children	253	739	34.2%	55.4%	58.9%
% of FP17s for the same patient ID Re-attending between 3 & 9 months - Adults	989	2,785	35.5%	52.1%	55.2%
% of FP17s for Band 1 Urgent Courses	20	3,441	0.6%	8.5%	9.0%
% of FP17s Relating to Free Repair or Replacements	26	3,441	0.8%	0.6%	0.7%
% of FP17s Relating to Continuations	68	3,441	2.0%	0.9%	0.8%
% of Patients satisfied with the dentistry they have received	33	36	91.7%	91.8%	91.9%
% of Patients satisfied with the time they had to wait for an appointment	34	36	94.4%	87.2%	87.9%

\* This is based on patients treated on this contract for their most recent course of treatment. Figures in italics indicate the base number of FP17s or Patient Questionnaire responses are less than 100. N/A is shown where the base number of responses is less than 10 during the period. % is calculated as Quantity/Base number\*100



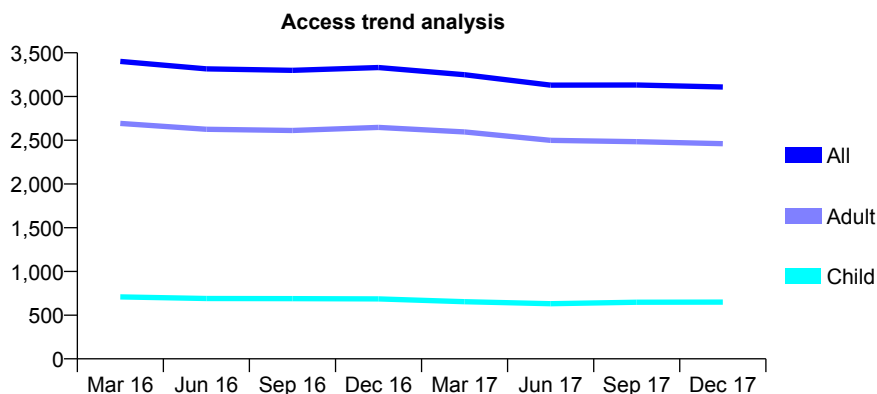
## 7A2 - Vital Signs At a Glance Contract Report for 117226/0001 - December 2017

Name or company name	Coastrock Ltd & Blackrock Ltd
Contract type name	GDS Contract
Purpose of contract	General
Contract start date	01/10/2012
Contract end date	

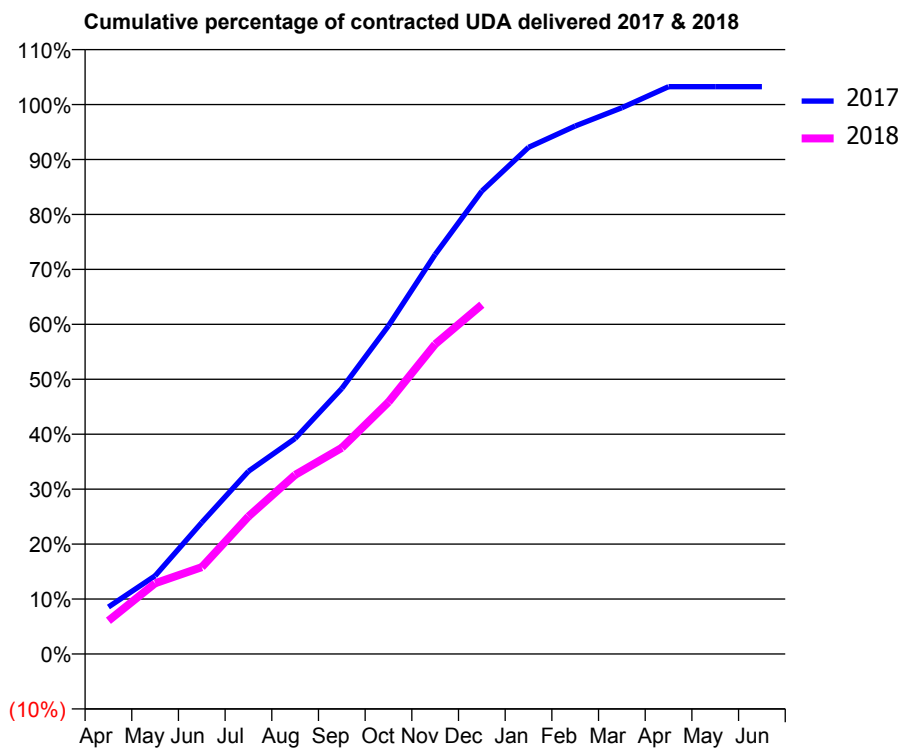
17/18 Contracted general activity (UDA)	8,223
Carry forward general activity (UDA)	-267
17/18 Contracted orthodontic activity (UOA)	0
Carry forward orthodontic activity (UOA)	0
Baseline contract value	£241,049.39

### ACCESS\*

Patients seen in 24 months	Total	Change since previous quarter
Quarter ending December 2016	3,331	
Quarter ending March 2017	3,249	↓
Quarter ending June 2017	3,130	↓
Quarter ending September 2017	3,131	→
Quarter ending December 2017	3,109	→
<b>Variance since December 2016</b>	<b>(6.7%)</b>	<b>↓</b>



### ACTIVITY



Month	Adjusted Scheduled Activity (UDA)	
	2017	2018
April	703	497
May	1,171	1,059
June	1,968	1,299
July	2,734	2,058
August	3,226	2,681
September	3,973	3,087
October	4,911	3,770
November	5,980	4,637
December	6,927	5,227
January	7,582	
February	7,900	
March	8,174	
April	8,489	
May	8,489	
June	8,490	

### QUALITY

	Quantity	Base Number	Contract	LHB	Wales
% of FP17s for the same patient ID Re-attending within 3 months - Children	25	685	3.6%	8.1%	11.0%
% of FP17s for the same patient ID Re-attending within 3 months - Adults	179	2,372	7.5%	12.7%	16.1%
% of FP17s for the same patient ID Re-attending between 3 & 9 months - Children	309	685	45.1%	55.4%	58.9%
% of FP17s for the same patient ID Re-attending between 3 & 9 months - Adults	1,018	2,372	42.9%	52.1%	55.2%
% of FP17s for Band 1 Urgent Courses	472	2,865	16.5%	8.5%	9.0%
% of FP17s Relating to Free Repair or Replacements	0	2,865	0.0%	0.6%	0.7%
% of FP17s Relating to Continuations	5	2,865	0.2%	0.9%	0.8%
% of Patients satisfied with the dentistry they have received	19	21	90.5%	91.8%	91.9%
% of Patients satisfied with the time they had to wait for an appointment	18	21	85.7%	87.2%	87.9%

\* This is based on patients treated on this contract for their most recent course of treatment. Figures in italics indicate the base number of FP17s or Patient Questionnaire responses are less than 100. N/A is shown where the base number of responses is less than 10 during the period. % is calculated as Quantity/Base number\*100

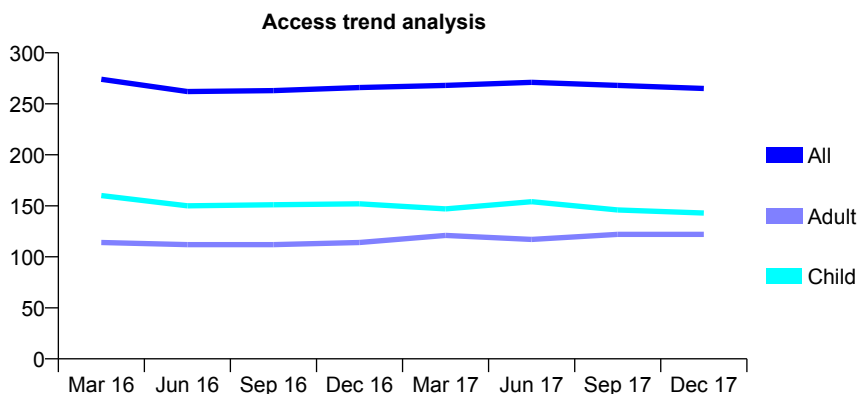
## 7A2 - Vital Signs At a Glance Contract Report for 119172/0001 - December 2017

Name or company name	D M Snape, M Shaw & H Foley
Contract type name	GDS Contract
Purpose of contract	General
Contract start date	01/03/2007
Contract end date	

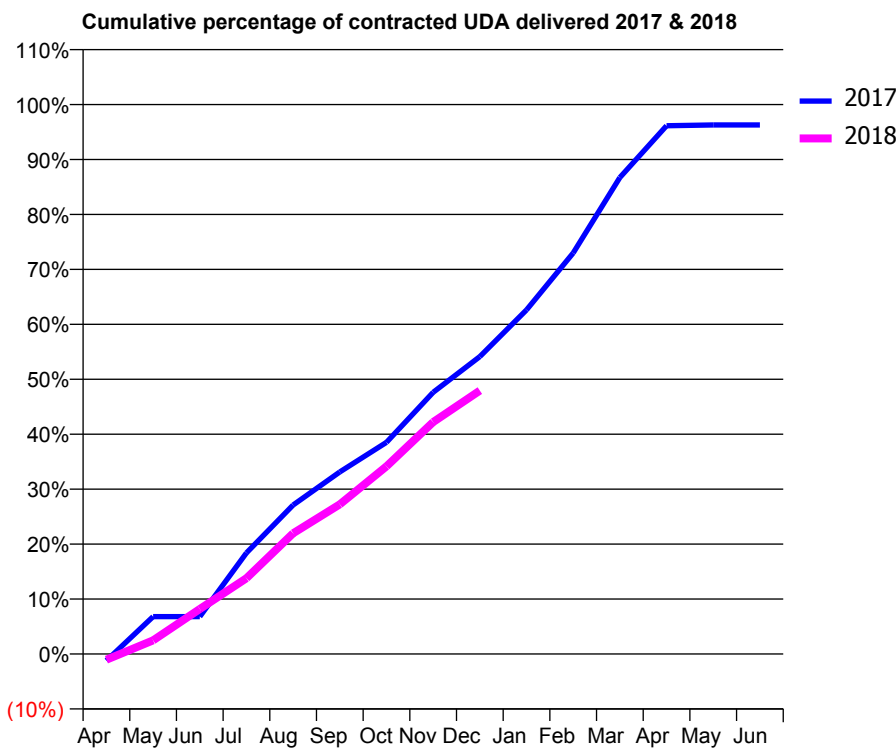
17/18 Contracted general activity (UDA)	650
Carry forward general activity (UDA)	24
17/18 Contracted orthodontic activity (UOA)	0
Carry forward orthodontic activity (UOA)	0
Baseline contract value	£18,159.45

### ACCESS\*

Patients seen in 24 months	Total	Change since previous quarter
Quarter ending December 2016	266	
Quarter ending March 2017	268	→
Quarter ending June 2017	271	→
Quarter ending September 2017	268	↓
Quarter ending December 2017	265	↓
<b>Variance since December 2016</b>	<b>(0.4%)</b>	<b>→</b>



### ACTIVITY



Month	Adjusted Scheduled Activity (UDA)	
	2017	2018
April	-8	-7
May	44	16
June	44	53
July	120	90
August	176	143
September	215	177
October	250	222
November	310	274
December	352	312
January	407	
February	474	
March	564	
April	625	
May	626	
June	626	

### QUALITY

	Quantity	Base Number	Contract	LHB	Wales
% of FP17s for the same patient ID Re-attending within 3 months - Children	11	185	5.9%	8.1%	11.0%
% of FP17s for the same patient ID Re-attending within 3 months - Adults	10	84	11.9%	12.7%	16.1%
% of FP17s for the same patient ID Re-attending between 3 & 9 months - Children	120	185	64.9%	55.4%	58.9%
% of FP17s for the same patient ID Re-attending between 3 & 9 months - Adults	52	84	61.9%	52.1%	55.2%
% of FP17s for Band 1 Urgent Courses	8	242	3.3%	8.5%	9.0%
% of FP17s Relating to Free Repair or Replacements	0	242	0.0%	0.6%	0.7%
% of FP17s Relating to Continuations	0	242	0.0%	0.9%	0.8%
% of Patients satisfied with the dentistry they have received	3	3	N/A	91.8%	91.9%
% of Patients satisfied with the time they had to wait for an appointment	3	3	N/A	87.2%	87.9%

\* This is based on patients treated on this contract for their most recent course of treatment. Figures in italics indicate the base number of FP17s or Patient Questionnaire responses are less than 100. N/A is shown where the base number of responses is less than 10 during the period. % is calculated as Quantity/Base number\*100

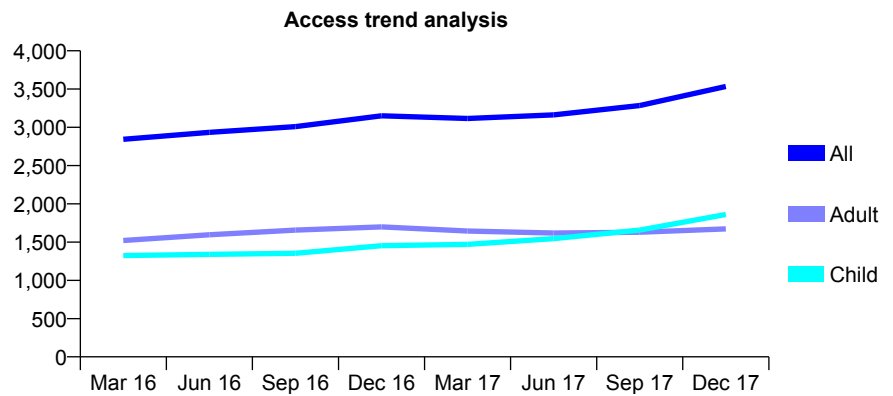
## 7A2 - Vital Signs At a Glance Contract Report for 123919/0001 - December 2017

Name or company name	Avenue Villa Dental Surgery
Contract type name	GDS Contract
Purpose of contract	General
Contract start date	01/12/2013
Contract end date	

17/18 Contracted general activity (UDA)	9,000
Carry forward general activity (UDA)	338
17/18 Contracted orthodontic activity (UOA)	0
Carry forward orthodontic activity (UOA)	0
Baseline contract value	£266,042.77

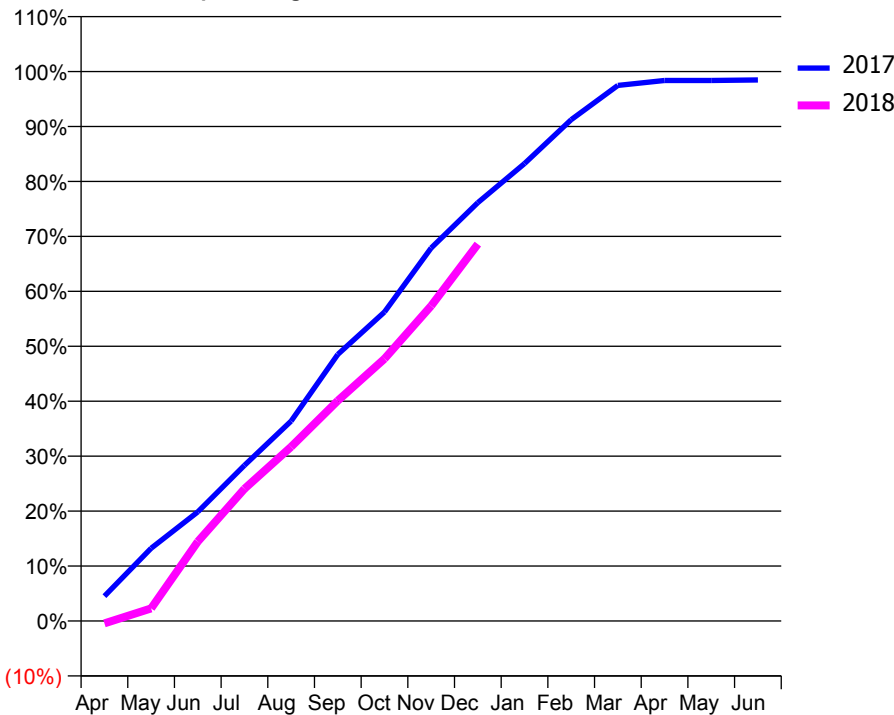
### ACCESS\*

Patients seen in 24 months	Total	Change since previous quarter
Quarter ending December 2016	3,151	
Quarter ending March 2017	3,116	↓
Quarter ending June 2017	3,163	→
Quarter ending September 2017	3,285	↑
Quarter ending December 2017	3,533	↑
<b>Variance since December 2016</b>	<b>12.1%</b>	<b>↑</b>



### ACTIVITY

Cumulative percentage of contracted UDA delivered 2017 & 2018



Month	Adjusted Scheduled Activity (UDA)	
	2017	2018
April	407	-41
May	1,191	206
June	1,788	1,301
July	2,550	2,165
August	3,274	2,854
September	4,367	3,610
October	5,061	4,294
November	6,110	5,161
December	6,852	6,174
January	7,492	
February	8,210	
March	8,772	
April	8,853	
May	8,853	
June	8,862	

### QUALITY

	Quantity	Base Number	Contract	LHB	Wales
% of FP17s for the same patient ID Re-attending within 3 months - Children	123	2,154	5.7%	8.1%	11.0%
% of FP17s for the same patient ID Re-attending within 3 months - Adults	162	1,179	13.7%	12.7%	16.1%
% of FP17s for the same patient ID Re-attending between 3 & 9 months - Children	1,128	2,154	52.4%	55.4%	58.9%
% of FP17s for the same patient ID Re-attending between 3 & 9 months - Adults	594	1,179	50.4%	52.1%	55.2%
% of FP17s for Band 1 Urgent Courses	218	3,281	6.6%	8.5%	9.0%
% of FP17s Relating to Free Repair or Replacements	0	3,281	0.0%	0.6%	0.7%
% of FP17s Relating to Continuations	0	3,281	0.0%	0.9%	0.8%
% of Patients satisfied with the dentistry they have received	21	24	87.5%	91.8%	91.9%
% of Patients satisfied with the time they had to wait for an appointment	21	24	87.5%	87.2%	87.9%

\* This is based on patients treated on this contract for their most recent course of treatment. Figures in italics indicate the base number of FP17s or Patient Questionnaire responses are less than 100. N/A is shown where the base number of responses is less than 10 during the period. % is calculated as Quantity/Base number\*100

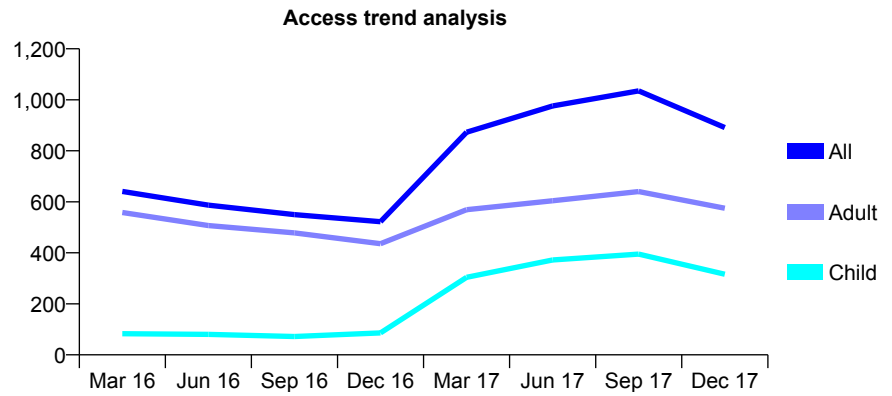
## 7A2 - Vital Signs At a Glance Contract Report for 123919/0002 - December 2017

Name or company name	Avenue Villa Dental Surgery
Contract type name	GDS Contract
Purpose of contract	General
Contract start date	01/12/2013
Contract end date	

17/18 Contracted general activity (UDA)	2,463
Carry forward general activity (UDA)	229
17/18 Contracted orthodontic activity (UOA)	0
Carry forward orthodontic activity (UOA)	0
Baseline contract value	£72,807.03

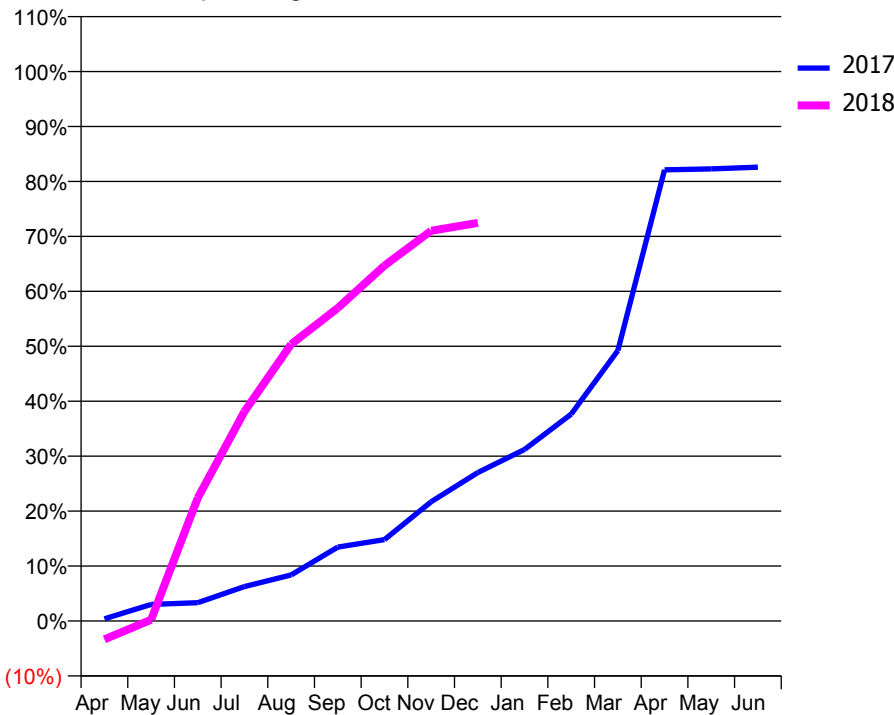
### ACCESS\*

Patients seen in 24 months	Total	Change since previous quarter
Quarter ending December 2016	522	
Quarter ending March 2017	873	↑
Quarter ending June 2017	976	↑
Quarter ending September 2017	1,035	↑
Quarter ending December 2017	891	↓
<b>Variance since December 2016</b>	<b>70.7%</b>	<b>↑</b>



### ACTIVITY

Cumulative percentage of contracted UDA delivered 2017 & 2018



Month	Adjusted Scheduled Activity (UDA)	
	2017	2018
April	10	-83
May	74	5
June	82	552
July	154	939
August	206	1,241
September	332	1,403
October	365	1,593
November	535	1,749
December	666	1,784
January	769	
February	927	
March	1,212	
April	2,022	
May	2,026	
June	2,034	

### QUALITY

	Quantity	Base Number	Contract	LHB	Wales
% of FP17s for the same patient ID Re-attending within 3 months - Children	10	456	2.2%	8.1%	11.0%
% of FP17s for the same patient ID Re-attending within 3 months - Adults	12	553	2.2%	12.7%	16.1%
% of FP17s for the same patient ID Re-attending between 3 & 9 months - Children	14	456	3.1%	55.4%	58.9%
% of FP17s for the same patient ID Re-attending between 3 & 9 months - Adults	1	553	0.2%	52.1%	55.2%
% of FP17s for Band 1 Urgent Courses	16	669	2.4%	8.5%	9.0%
% of FP17s Relating to Free Repair or Replacements	0	669	0.0%	0.6%	0.7%
% of FP17s Relating to Continuations	0	669	0.0%	0.9%	0.8%
% of Patients satisfied with the dentistry they have received	6	7	N/A	91.8%	91.9%
% of Patients satisfied with the time they had to wait for an appointment	4	7	N/A	87.2%	87.9%

\* This is based on patients treated on this contract for their most recent course of treatment. Figures in italics indicate the base number of FP17s or Patient Questionnaire responses are less than 100. N/A is shown where the base number of responses is less than 10 during the period. % is calculated as Quantity/Base number\*100

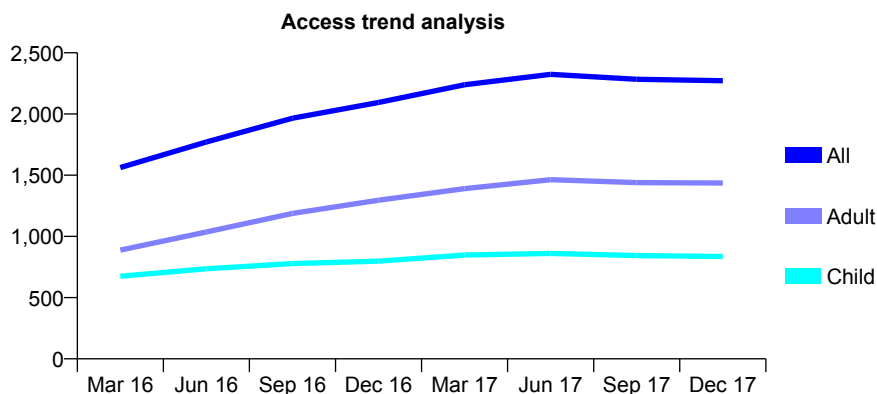
## 7A2 - Vital Signs At a Glance Contract Report for 134007/0001 - December 2017

Name or company name	Cross Hands Dental Care Ltd
Contract type name	GDS Contract
Purpose of contract	General
Contract start date	01/07/2015
Contract end date	

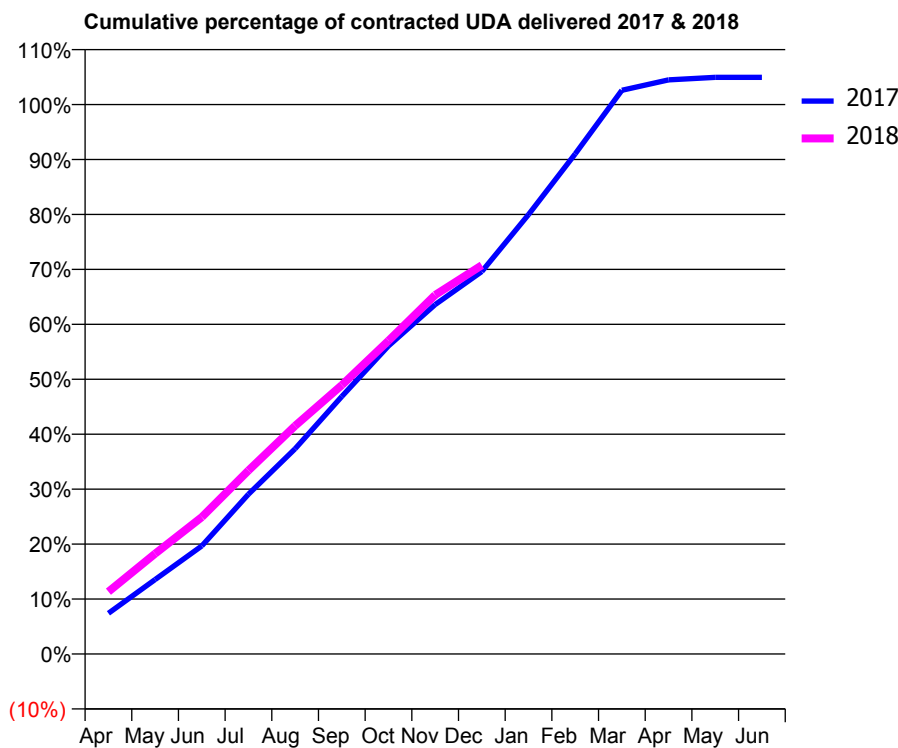
17/18 Contracted general activity (UDA)	5,000
Carry forward general activity (UDA)	-247
17/18 Contracted orthodontic activity (UOA)	0
Carry forward orthodontic activity (UOA)	0
Baseline contract value	£126,902.84

### ACCESS\*

Patients seen in 24 months	Total	Change since previous quarter
Quarter ending December 2016	2,094	
Quarter ending March 2017	2,239	↑
Quarter ending June 2017	2,324	↑
Quarter ending September 2017	2,284	↓
Quarter ending December 2017	2,272	→
<b>Variance since December 2016</b>	<b>8.5%</b>	<b>↑</b>



### ACTIVITY



Month	Adjusted Scheduled Activity (UDA)	
	2017	2018
April	370	568
May	678	913
June	983	1,246
July	1,454	1,670
August	1,868	2,077
September	2,343	2,446
October	2,804	2,851
November	3,179	3,266
December	3,480	3,538
January	3,999	
February	4,551	
March	5,130	
April	5,225	
May	5,247	
June	5,247	

### QUALITY

	Quantity	Base Number	Contract	LHB	Wales
% of FP17s for the same patient ID Re-attending within 3 months - Children	68	844	8.1%	8.1%	11.0%
% of FP17s for the same patient ID Re-attending within 3 months - Adults	174	1,258	13.8%	12.7%	16.1%
% of FP17s for the same patient ID Re-attending between 3 & 9 months - Children	457	844	54.1%	55.4%	58.9%
% of FP17s for the same patient ID Re-attending between 3 & 9 months - Adults	520	1,258	41.3%	52.1%	55.2%
% of FP17s for Band 1 Urgent Courses	461	2,052	22.5%	8.5%	9.0%
% of FP17s Relating to Free Repair or Replacements	9	2,052	0.4%	0.6%	0.7%
% of FP17s Relating to Continuations	6	2,052	0.3%	0.9%	0.8%
% of Patients satisfied with the dentistry they have received	9	10	90.0%	91.8%	91.9%
% of Patients satisfied with the time they had to wait for an appointment	10	10	100.0%	87.2%	87.9%

\* This is based on patients treated on this contract for their most recent course of treatment. Figures in italics indicate the base number of FP17s or Patient Questionnaire responses are less than 100. N/A is shown where the base number of responses is less than 10 during the period. % is calculated as Quantity/Base number\*100

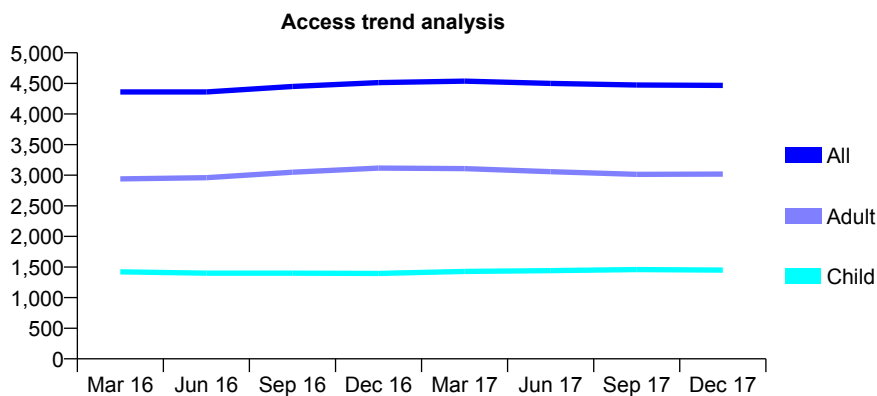
## 7A2 - Vital Signs At a Glance Contract Report for 134104/0001 - December 2017

Name or company name	Murray Street Dental Practice Ltd
Contract type name	GDS Contract
Purpose of contract	General
Contract start date	01/10/2009
Contract end date	

17/18 Contracted general activity (UDA)	10,600
Carry forward general activity (UDA)	-18
17/18 Contracted orthodontic activity (UOA)	0
Carry forward orthodontic activity (UOA)	0
Baseline contract value	£299,335.15

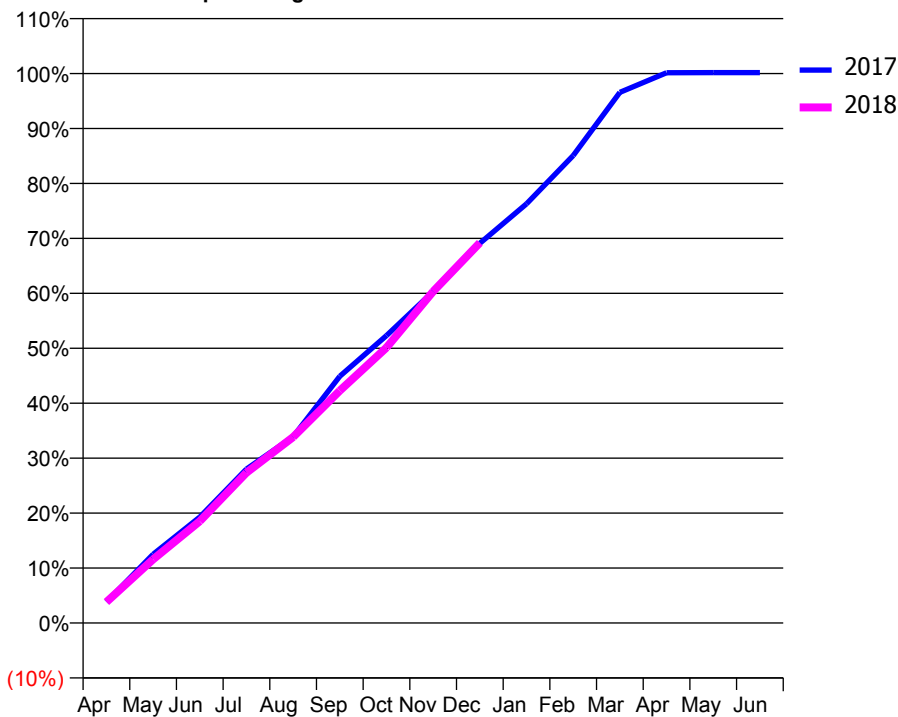
### ACCESS\*

Patients seen in 24 months	Total	Change since previous quarter
Quarter ending December 2016	4,512	
Quarter ending March 2017	4,536	→
Quarter ending June 2017	4,500	→
Quarter ending September 2017	4,474	→
Quarter ending December 2017	4,468	→
<b>Variance since December 2016</b>	<b>(1.0%)</b>	→



### ACTIVITY

Cumulative percentage of contracted UDA delivered 2017 & 2018



Month	Adjusted Scheduled Activity (UDA)	
	2017	2018
April	409	405
May	1,326	1,227
June	2,044	1,965
July	2,970	2,900
August	3,595	3,587
September	4,759	4,482
October	5,545	5,313
November	6,396	6,397
December	7,325	7,335
January	8,086	
February	9,018	
March	10,237	
April	10,614	
May	10,616	
June	10,618	

### QUALITY

	Quantity	Base Number	Contract	LHB	Wales
% of FP17s for the same patient ID Re-attending within 3 months - Children	106	1,519	7.0%	8.1%	11.0%
% of FP17s for the same patient ID Re-attending within 3 months - Adults	428	2,586	16.6%	12.7%	16.1%
% of FP17s for the same patient ID Re-attending between 3 & 9 months - Children	848	1,519	55.8%	55.4%	58.9%
% of FP17s for the same patient ID Re-attending between 3 & 9 months - Adults	927	2,586	35.8%	52.1%	55.2%
% of FP17s for Band 1 Urgent Courses	865	3,937	22.0%	8.5%	9.0%
% of FP17s Relating to Free Repair or Replacements	11	3,937	0.3%	0.6%	0.7%
% of FP17s Relating to Continuations	4	3,937	0.1%	0.9%	0.8%
% of Patients satisfied with the dentistry they have received	40	41	97.6%	91.8%	91.9%
% of Patients satisfied with the time they had to wait for an appointment	38	41	92.7%	87.2%	87.9%

\* This is based on patients treated on this contract for their most recent course of treatment. Figures in italics indicate the base number of FP17s or Patient Questionnaire responses are less than 100. N/A is shown where the base number of responses is less than 10 during the period. % is calculated as Quantity/Base number\*100

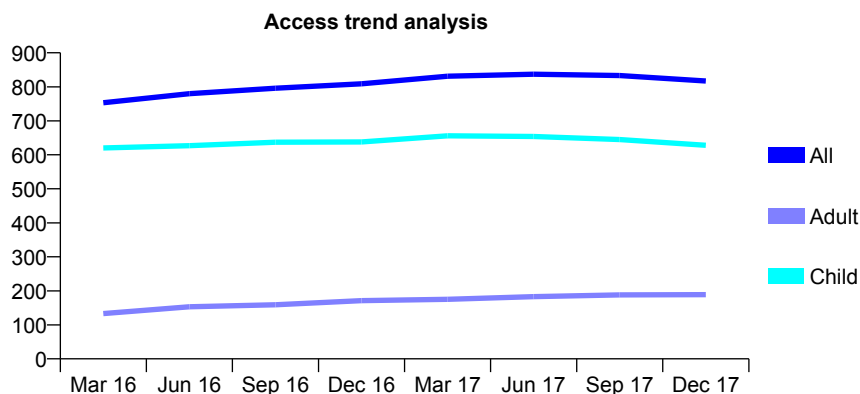
## 7A2 - Vital Signs At a Glance Contract Report for 137480/0001 - December 2017

Name or company name	Vergam Dental Practice Limited
Contract type name	GDS Contract
Purpose of contract	General
Contract start date	01/04/2008
Contract end date	

17/18 Contracted general activity (UDA)	1,512
Carry forward general activity (UDA)	-62
17/18 Contracted orthodontic activity (UOA)	0
Carry forward orthodontic activity (UOA)	0
Baseline contract value	£49,287.55

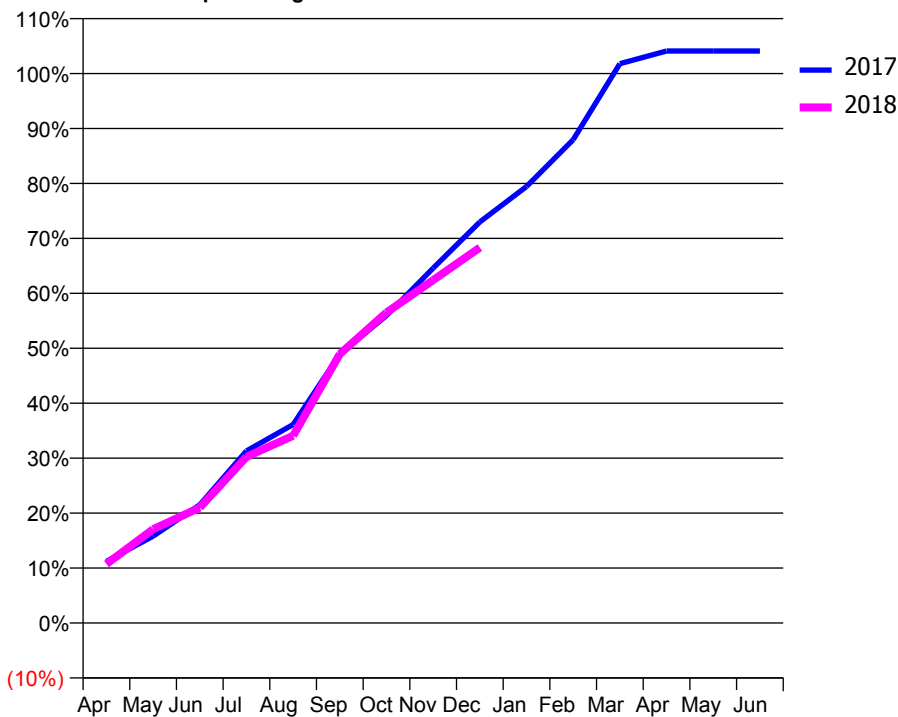
### ACCESS\*

Patients seen in 24 months	Total	Change since previous quarter
Quarter ending December 2016	809	
Quarter ending March 2017	831	↑
Quarter ending June 2017	837	→
Quarter ending September 2017	833	→
Quarter ending December 2017	817	↓
<b>Variance since December 2016</b>	<b>1.0%</b>	<b>→</b>



### ACTIVITY

Cumulative percentage of contracted UDA delivered 2017 & 2018



Month	Adjusted Scheduled Activity (UDA)	
	2017	2018
April	170	162
May	239	258
June	325	317
July	473	457
August	546	515
September	740	740
October	846	854
November	976	943
December	1,103	1,033
January	1,201	
February	1,330	
March	1,539	
April	1,574	
May	1,574	
June	1,574	

### QUALITY

	Quantity	Base Number	Contract	LHB	Wales
% of FP17s for the same patient ID Re-attending within 3 months - Children	46	736	6.3%	8.1%	11.0%
% of FP17s for the same patient ID Re-attending within 3 months - Adults	4	78	5.1%	12.7%	16.1%
% of FP17s for the same patient ID Re-attending between 3 & 9 months - Children	524	736	71.2%	55.4%	58.9%
% of FP17s for the same patient ID Re-attending between 3 & 9 months - Adults	12	78	15.4%	52.1%	55.2%
% of FP17s for Band 1 Urgent Courses	91	788	11.5%	8.5%	9.0%
% of FP17s Relating to Free Repair or Replacements	0	788	0.0%	0.6%	0.7%
% of FP17s Relating to Continuations	0	788	0.0%	0.9%	0.8%
% of Patients satisfied with the dentistry they have received	3	3	N/A	91.8%	91.9%
% of Patients satisfied with the time they had to wait for an appointment	3	3	N/A	87.2%	87.9%

\* This is based on patients treated on this contract for their most recent course of treatment. Figures in italics indicate the base number of FP17s or Patient Questionnaire responses are less than 100. N/A is shown where the base number of responses is less than 10 during the period. % is calculated as Quantity/Base number\*100

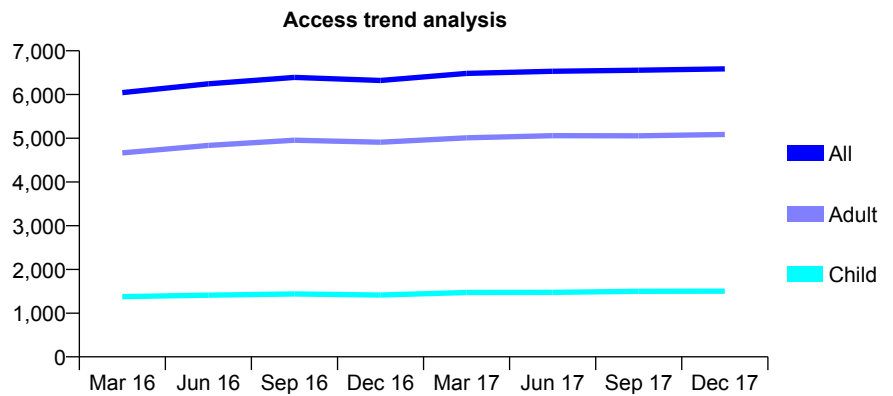
## 7A2 - Vital Signs At a Glance Contract Report for 153613/0001 - December 2017

Name or company name	Llannon Dental Care Ltd
Contract type name	GDS Contract
Purpose of contract	General
Contract start date	01/11/2014
Contract end date	

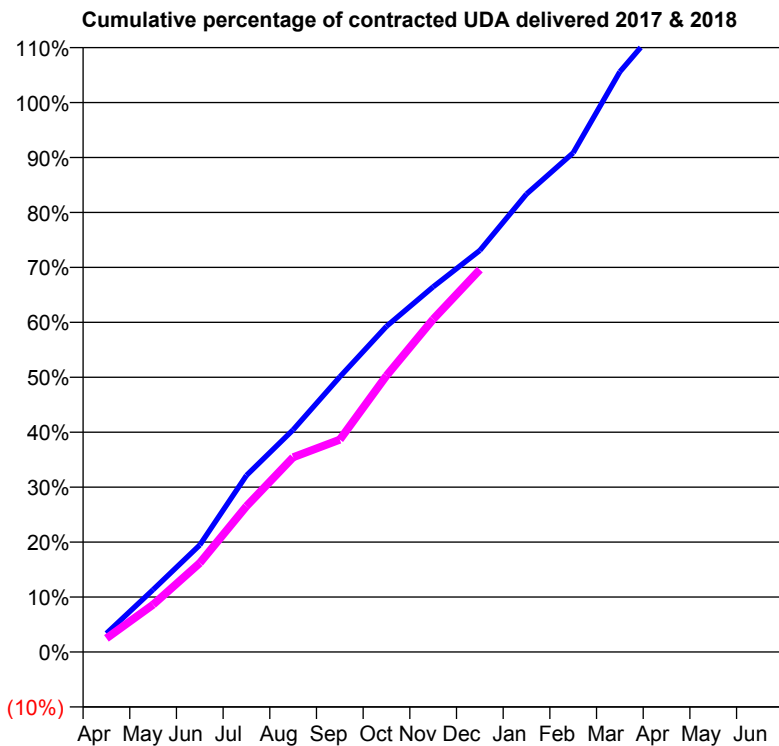
17/18 Contracted general activity (UDA)	15,296
Carry forward general activity (UDA)	57
17/18 Contracted orthodontic activity (UOA)	0
Carry forward orthodontic activity (UOA)	0
Baseline contract value	£403,977.26

### ACCESS\*

Patients seen in 24 months	Total	Change since previous quarter
Quarter ending December 2016	6,322	
Quarter ending March 2017	6,482	↑
Quarter ending June 2017	6,533	→
Quarter ending September 2017	6,556	→
Quarter ending December 2017	6,587	→
<b>Variance since December 2016</b>	<b>4.2%</b>	<b>↑</b>



### ACTIVITY



Month	Adjusted Scheduled Activity (UDA)	
	2017	2018
April	518	381
May	1,735	1,321
June	2,979	2,479
July	4,915	4,059
August	6,184	5,423
September	7,661	5,912
October	9,065	7,694
November	10,163	9,264
December	11,178	10,642
January	12,748	
February	13,896	
March	16,152	
April	17,659	
May	17,661	
June	17,710	

### QUALITY

	Quantity	Base Number	Contract	LHB	Wales
% of FP17s for the same patient ID Re-attending within 3 months - Children	139	1,676	8.3%	8.1%	11.0%
% of FP17s for the same patient ID Re-attending within 3 months - Adults	669	5,445	12.3%	12.7%	16.1%
% of FP17s for the same patient ID Re-attending between 3 & 9 months - Children	896	1,676	53.5%	55.4%	58.9%
% of FP17s for the same patient ID Re-attending between 3 & 9 months - Adults	2,835	5,445	52.1%	52.1%	55.2%
% of FP17s for Band 1 Urgent Courses	622	6,277	9.9%	8.5%	9.0%
% of FP17s Relating to Free Repair or Replacements	76	6,277	1.2%	0.6%	0.7%
% of FP17s Relating to Continuations	33	6,277	0.5%	0.9%	0.8%
% of Patients satisfied with the dentistry they have received	36	40	90.0%	91.8%	91.9%
% of Patients satisfied with the time they had to wait for an appointment	33	40	82.5%	87.2%	87.9%

\* This is based on patients treated on this contract for their most recent course of treatment. Figures in italics indicate the base number of FP17s or Patient Questionnaire responses are less than 100. N/A is shown where the base number of responses is less than 10 during the period. % is calculated as Quantity/Base number\*100



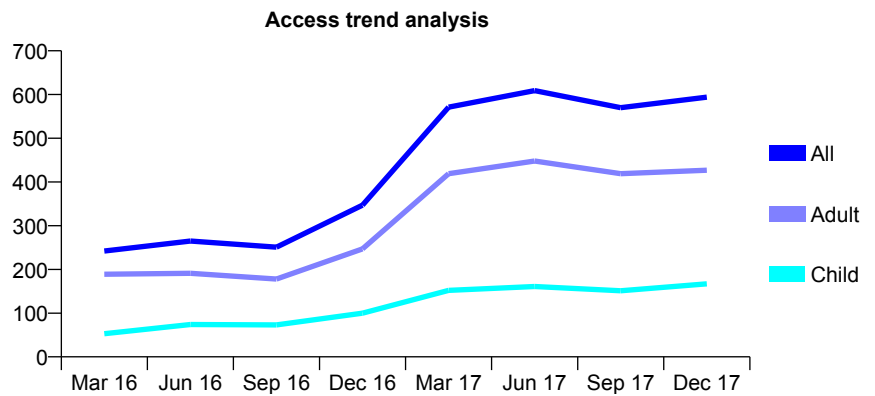
## 7A2 - Vital Signs At a Glance Contract Report for 153613/0002 - December 2017

Name or company name	Llannon Dental Care Ltd
Contract type name	GDS Contract
Purpose of contract	General
Contract start date	01/11/2014
Contract end date	

17/18 Contracted general activity (UDA)	2,500
Carry forward general activity (UDA)	0
17/18 Contracted orthodontic activity (UOA)	0
Carry forward orthodontic activity (UOA)	0
Baseline contract value	£83,144.07

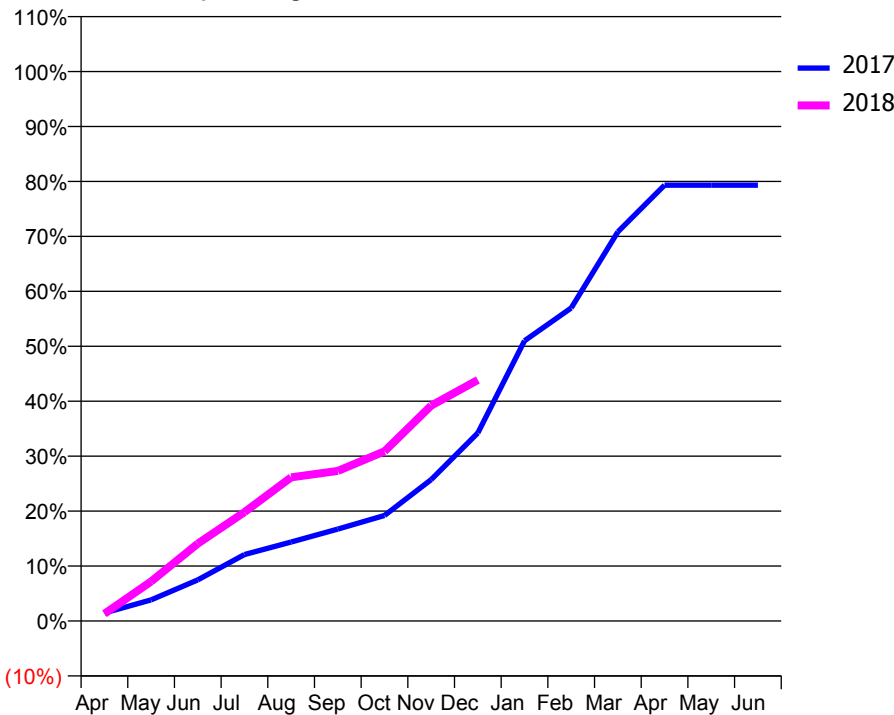
### ACCESS\*

Patients seen in 24 months	Total	Change since previous quarter
Quarter ending December 2016	347	
Quarter ending March 2017	571	↑
Quarter ending June 2017	609	↑
Quarter ending September 2017	570	↓
Quarter ending December 2017	594	↑
<b>Variance since December 2016</b>	<b>71.2%</b>	<b>↑</b>



### ACTIVITY

Cumulative percentage of contracted UDA delivered 2017 & 2018



Month	Adjusted Scheduled Activity (UDA)	
	2017	2018
April	37	33
May	96	180
June	187	352
July	302	496
August	359	654
September	419	683
October	480	772
November	643	980
December	856	1,097
January	1,275	
February	1,424	
March	1,771	
April	1,983	
May	1,983	
June	1,983	

### QUALITY

	Quantity	Base Number	Contract	LHB	Wales
% of FP17s for the same patient ID Re-attending within 3 months - Children	0	140	0.0%	8.1%	11.0%
% of FP17s for the same patient ID Re-attending within 3 months - Adults	2	343	0.6%	12.7%	16.1%
% of FP17s for the same patient ID Re-attending between 3 & 9 months - Children	0	140	0.0%	55.4%	58.9%
% of FP17s for the same patient ID Re-attending between 3 & 9 months - Adults	0	343	0.0%	52.1%	55.2%
% of FP17s for Band 1 Urgent Courses	4	411	1.0%	8.5%	9.0%
% of FP17s Relating to Free Repair or Replacements	0	411	0.0%	0.6%	0.7%
% of FP17s Relating to Continuations	0	411	0.0%	0.9%	0.8%
% of Patients satisfied with the dentistry they have received	4	5	N/A	91.8%	91.9%
% of Patients satisfied with the time they had to wait for an appointment	4	5	N/A	87.2%	87.9%

\* This is based on patients treated on this contract for their most recent course of treatment. Figures in italics indicate the base number of FP17s or Patient Questionnaire responses are less than 100. N/A is shown where the base number of responses is less than 10 during the period. % is calculated as Quantity/Base number\*100

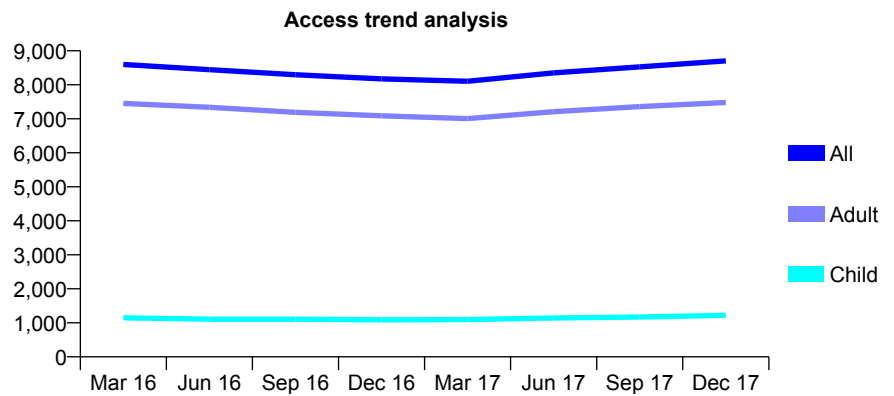
## 7A2 - Vital Signs At a Glance Contract Report for 157066/0001 - December 2017

Name or company name	Intergrated Dental Holdings
Contract type name	GDS Contract
Purpose of contract	General
Contract start date	01/04/2006
Contract end date	

17/18 Contracted general activity (UDA)	37,500
Carry forward general activity (UDA)	0
17/18 Contracted orthodontic activity (UOA)	0
Carry forward orthodontic activity (UOA)	0
Baseline contract value	£869,385.40

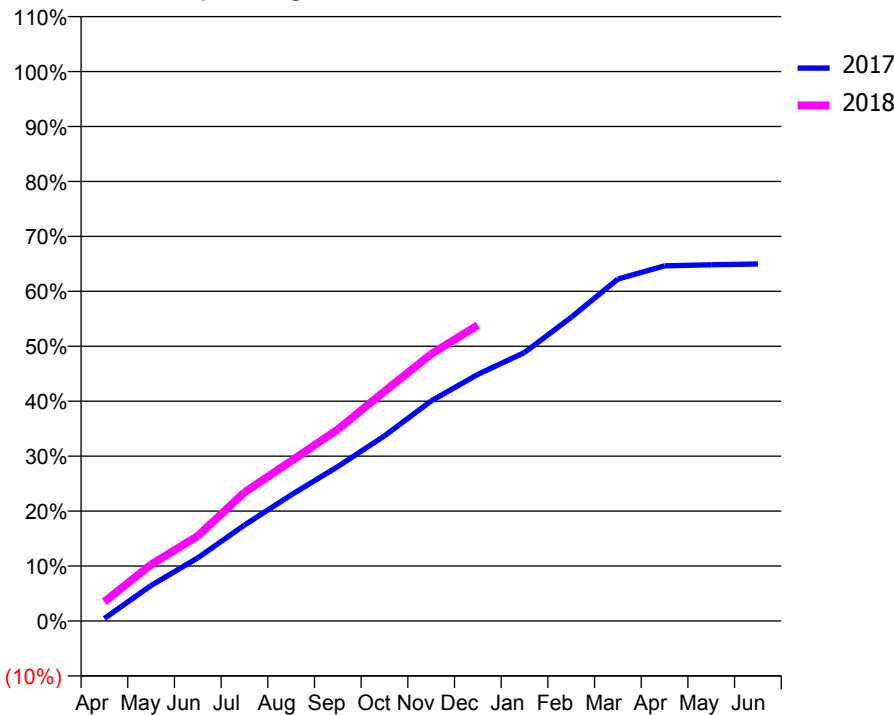
### ACCESS\*

Patients seen in 24 months	Total	Change since previous quarter
Quarter ending December 2016	8,175	
Quarter ending March 2017	8,103	→
Quarter ending June 2017	8,350	↑
Quarter ending September 2017	8,529	↑
Quarter ending December 2017	8,705	↑
<b>Variance since December 2016</b>	<b>6.5%</b>	<b>↑</b>



### ACTIVITY

Cumulative percentage of contracted UDA delivered 2017 & 2018



Month	Adjusted Scheduled Activity (UDA)	
	2017	2018
April	180	1,312
May	2,424	3,853
June	4,305	5,806
July	6,544	8,776
August	8,608	10,911
September	10,543	13,068
October	12,635	15,676
November	15,024	18,215
December	16,833	20,189
January	18,319	
February	20,725	
March	23,335	
April	24,237	
May	24,313	
June	24,363	

### QUALITY

	Quantity	Base Number	Contract	LHB	Wales
% of FP17s for the same patient ID Re-attending within 3 months - Children	62	1,306	4.7%	8.1%	11.0%
% of FP17s for the same patient ID Re-attending within 3 months - Adults	966	8,458	11.4%	12.7%	16.1%
% of FP17s for the same patient ID Re-attending between 3 & 9 months - Children	686	1,306	52.5%	55.4%	58.9%
% of FP17s for the same patient ID Re-attending between 3 & 9 months - Adults	4,556	8,458	53.9%	52.1%	55.2%
% of FP17s for Band 1 Urgent Courses	870	9,322	9.3%	8.5%	9.0%
% of FP17s Relating to Free Repair or Replacements	93	9,322	1.0%	0.6%	0.7%
% of FP17s Relating to Continuations	41	9,322	0.4%	0.9%	0.8%
% of Patients satisfied with the dentistry they have received	101	111	91.0%	91.8%	91.9%
% of Patients satisfied with the time they had to wait for an appointment	92	111	82.9%	87.2%	87.9%

\* This is based on patients treated on this contract for their most recent course of treatment. Figures in italics indicate the base number of FP17s or Patient Questionnaire responses are less than 100. N/A is shown where the base number of responses is less than 10 during the period. % is calculated as Quantity/Base number\*100

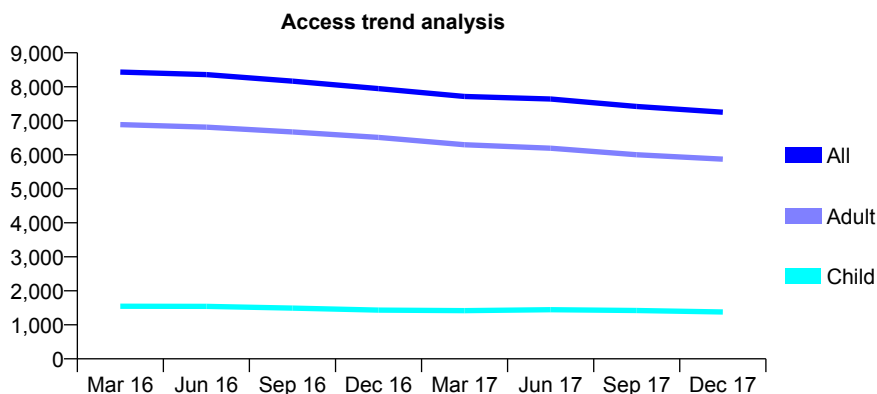
## 7A2 - Vital Signs At a Glance Contract Report for 158194/0006 - December 2017

Name or company name	Denticare Ltd
Contract type name	GDS Contract
Purpose of contract	General
Contract start date	01/04/2006
Contract end date	

17/18 Contracted general activity (UDA)	23,363
Carry forward general activity (UDA)	0
17/18 Contracted orthodontic activity (UOA)	0
Carry forward orthodontic activity (UOA)	0
Baseline contract value	£654,416.96

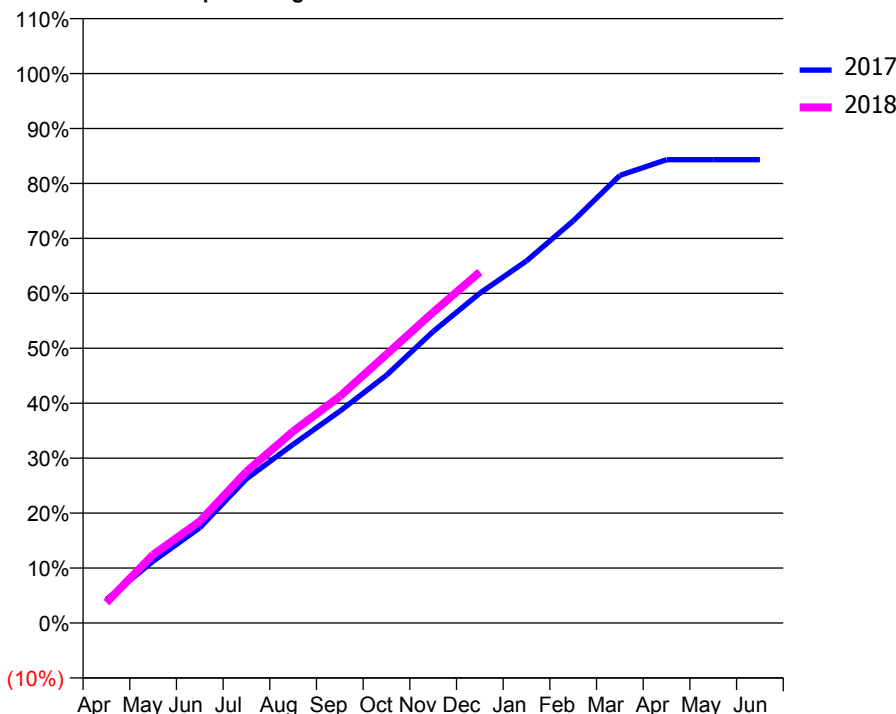
### ACCESS\*

Patients seen in 24 months	Total	Change since previous quarter
Quarter ending December 2016	7,948	
Quarter ending March 2017	7,714	↓
Quarter ending June 2017	7,643	→
Quarter ending September 2017	7,423	↓
Quarter ending December 2017	7,252	↓
<b>Variance since December 2016</b>	<b>(8.8%)</b>	<b>↓</b>



### ACTIVITY

Cumulative percentage of contracted UDA delivered 2017 & 2018



Month	Adjusted Scheduled Activity (UDA)	
	2017	2018
April	1,128	873
May	2,962	2,906
June	4,572	4,322
July	6,916	6,437
August	8,571	8,151
September	10,165	9,637
October	11,891	11,419
November	13,985	13,211
December	15,823	14,928
January	17,374	
February	19,288	
March	21,473	
April	22,228	
May	22,225	
June	22,230	

### QUALITY

	Quantity	Base Number	Contract	LHB	Wales
% of FP17s for the same patient ID Re-attending within 3 months - Children	88	1,552	5.7%	8.1%	11.0%
% of FP17s for the same patient ID Re-attending within 3 months - Adults	831	6,395	13.0%	12.7%	16.1%
% of FP17s for the same patient ID Re-attending between 3 & 9 months - Children	997	1,552	64.2%	55.4%	58.9%
% of FP17s for the same patient ID Re-attending between 3 & 9 months - Adults	3,831	6,395	59.9%	52.1%	55.2%
% of FP17s for Band 1 Urgent Courses	547	7,601	7.2%	8.5%	9.0%
% of FP17s Relating to Free Repair or Replacements	39	7,601	0.5%	0.6%	0.7%
% of FP17s Relating to Continuations	93	7,601	1.2%	0.9%	0.8%
% of Patients satisfied with the dentistry they have received	83	88	94.3%	91.8%	91.9%
% of Patients satisfied with the time they had to wait for an appointment	77	88	87.5%	87.2%	87.9%

\* This is based on patients treated on this contract for their most recent course of treatment. Figures in italics indicate the base number of FP17s or Patient Questionnaire responses are less than 100. N/A is shown where the base number of responses is less than 10 during the period. % is calculated as Quantity/Base number\*100

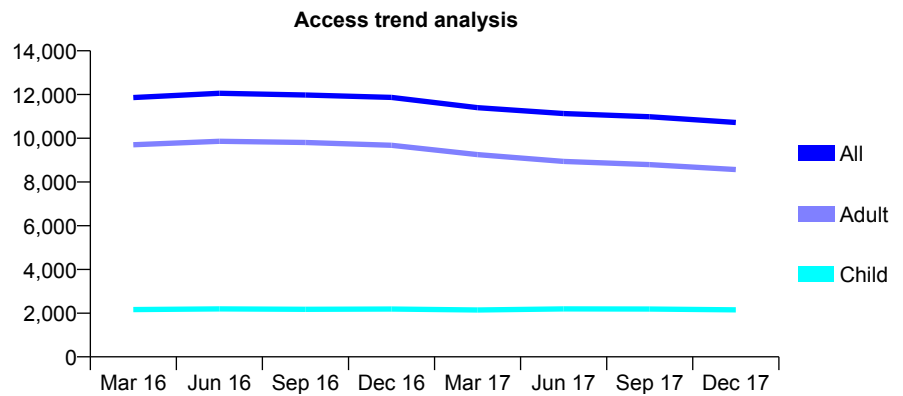
## 7A2 - Vital Signs At a Glance Contract Report for 158194/0012 - December 2017

Name or company name	Denticare Ltd
Contract type name	GDS Contract
Purpose of contract	General
Contract start date	02/08/2006
Contract end date	

17/18 Contracted general activity (UDA)	33,000
Carry forward general activity (UDA)	0
17/18 Contracted orthodontic activity (UOA)	0
Carry forward orthodontic activity (UOA)	0
Baseline contract value	£924,396.79

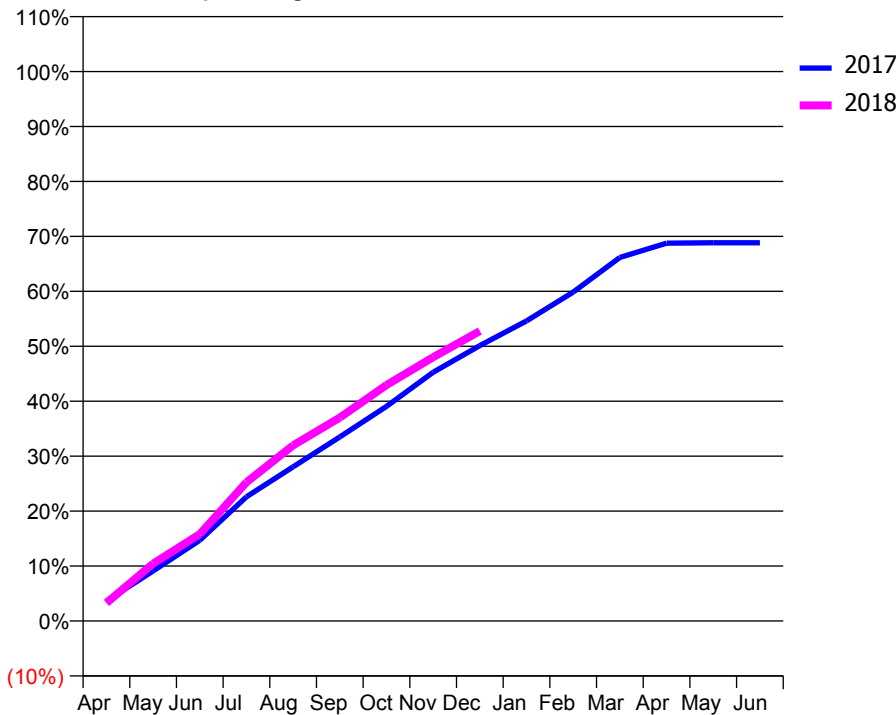
### ACCESS\*

Patients seen in 24 months	Total	Change since previous quarter
Quarter ending December 2016	11,866	
Quarter ending March 2017	11,397	↓
Quarter ending June 2017	11,129	↓
Quarter ending September 2017	10,982	↓
Quarter ending December 2017	10,721	↓
<b>Variance since December 2016</b>	<b>(9.6%)</b>	<b>↓</b>



### ACTIVITY

**Cumulative percentage of contracted UDA delivered 2017 & 2018**



Month	Adjusted Scheduled Activity (UDA)	
	2017	2018
April	1,636	1,088
May	4,105	3,449
June	6,610	5,215
July	10,174	8,335
August	12,627	10,550
September	15,071	12,217
October	17,574	14,168
November	20,375	15,844
December	22,551	17,410
January	24,578	
February	26,933	
March	29,768	
April	30,941	
May	30,979	
June	30,979	

### QUALITY

	Quantity	Base Number	Contract	LHB	Wales
% of FP17s for the same patient ID Re-attending within 3 months - Children	115	1,874	6.1%	8.1%	11.0%
% of FP17s for the same patient ID Re-attending within 3 months - Adults	1,096	7,911	13.9%	12.7%	16.1%
% of FP17s for the same patient ID Re-attending between 3 & 9 months - Children	859	1,874	45.8%	55.4%	58.9%
% of FP17s for the same patient ID Re-attending between 3 & 9 months - Adults	4,133	7,911	52.2%	52.1%	55.2%
% of FP17s for Band 1 Urgent Courses	1,032	9,254	11.2%	8.5%	9.0%
% of FP17s Relating to Free Repair or Replacements	23	9,254	0.2%	0.6%	0.7%
% of FP17s Relating to Continuations	62	9,254	0.7%	0.9%	0.8%
% of Patients satisfied with the dentistry they have received	68	71	95.8%	91.8%	91.9%
% of Patients satisfied with the time they had to wait for an appointment	56	71	78.9%	87.2%	87.9%

\* This is based on patients treated on this contract for their most recent course of treatment. Figures in italics indicate the base number of FP17s or Patient Questionnaire responses are less than 100. N/A is shown where the base number of responses is less than 10 during the period. % is calculated as Quantity/Base number\*100

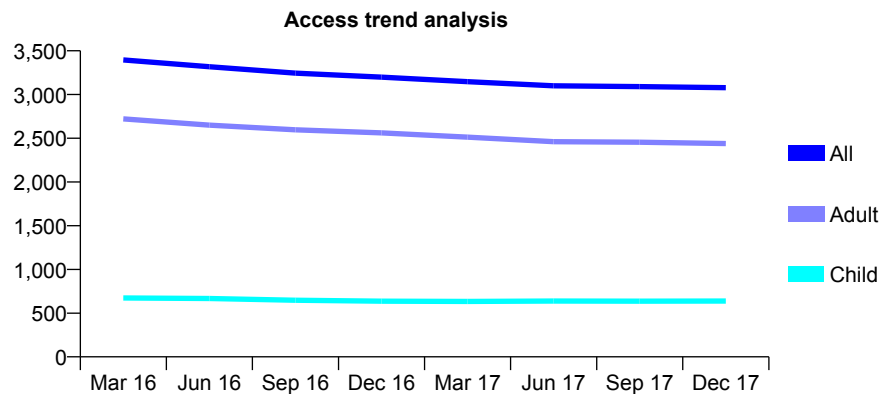
## 7A2 - Vital Signs At a Glance Contract Report for 158194/0019 - December 2017

Name or company name	Denticare Ltd
Contract type name	GDS Contract
Purpose of contract	General
Contract start date	08/12/2007
Contract end date	

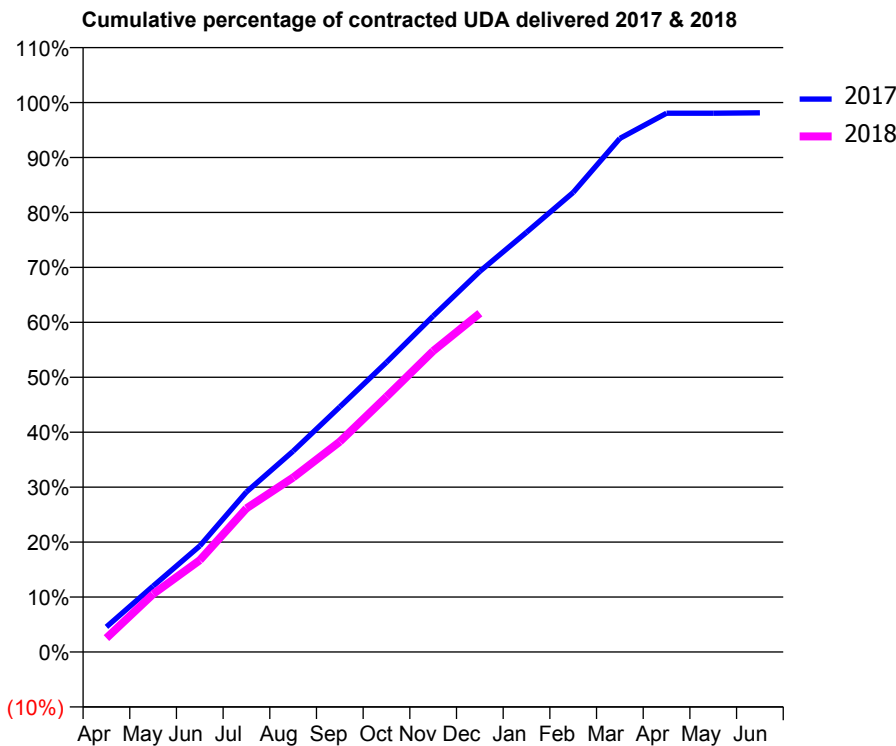
17/18 Contracted general activity (UDA)	8,487
Carry forward general activity (UDA)	159
17/18 Contracted orthodontic activity (UOA)	0
Carry forward orthodontic activity (UOA)	0
Baseline contract value	£215,697.70

### ACCESS\*

Patients seen in 24 months	Total	Change since previous quarter
Quarter ending December 2016	3,199	
Quarter ending March 2017	3,147	↓
Quarter ending June 2017	3,099	↓
Quarter ending September 2017	3,091	→
Quarter ending December 2017	3,078	→
<b>Variance since December 2016</b>	<b>(3.8%)</b>	<b>↓</b>



### ACTIVITY



Month	Adjusted Scheduled Activity (UDA)	
	2017	2018
April	389	215
May	1,019	895
June	1,638	1,418
July	2,472	2,220
August	3,102	2,695
September	3,786	3,250
October	4,475	3,942
November	5,188	4,650
December	5,880	5,232
January	6,483	
February	7,097	
March	7,933	
April	8,321	
May	8,322	
June	8,328	

### QUALITY

	Quantity	Base Number	Contract	LHB	Wales
% of FP17s for the same patient ID Re-attending within 3 months - Children	27	617	4.4%	8.1%	11.0%
% of FP17s for the same patient ID Re-attending within 3 months - Adults	158	2,224	7.1%	12.7%	16.1%
% of FP17s for the same patient ID Re-attending between 3 & 9 months - Children	307	617	49.8%	55.4%	58.9%
% of FP17s for the same patient ID Re-attending between 3 & 9 months - Adults	1,076	2,224	48.4%	52.1%	55.2%
% of FP17s for Band 1 Urgent Courses	88	2,663	3.3%	8.5%	9.0%
% of FP17s Relating to Free Repair or Replacements	0	2,663	0.0%	0.6%	0.7%
% of FP17s Relating to Continuations	20	2,663	0.8%	0.9%	0.8%
% of Patients satisfied with the dentistry they have received	18	18	100.0%	91.8%	91.9%
% of Patients satisfied with the time they had to wait for an appointment	18	18	100.0%	87.2%	87.9%

\* This is based on patients treated on this contract for their most recent course of treatment. Figures in italics indicate the base number of FP17s or Patient Questionnaire responses are less than 100. N/A is shown where the base number of responses is less than 10 during the period. % is calculated as Quantity/Base number\*100

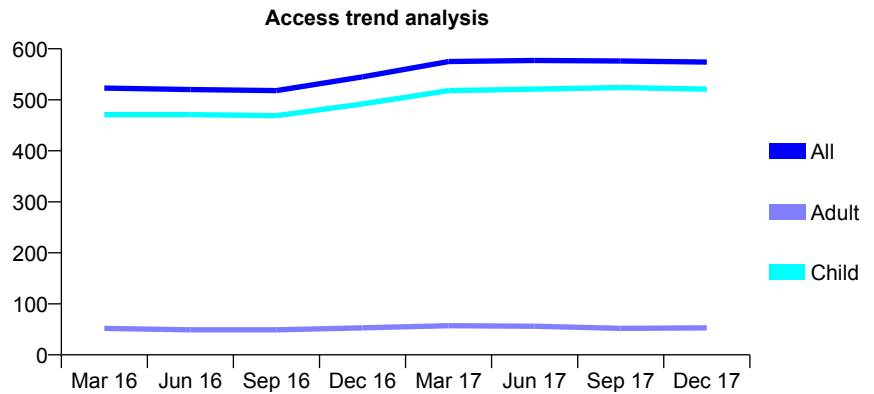
## 7A2 - Vital Signs At a Glance Contract Report for 158666/0001 - December 2017

Name or company name	Dew Street Dental Practice Limited
Contract type name	GDS Contract
Purpose of contract	General
Contract start date	01/04/2012
Contract end date	

17/18 Contracted general activity (UDA)	1,393
Carry forward general activity (UDA)	22
17/18 Contracted orthodontic activity (UOA)	0
Carry forward orthodontic activity (UOA)	0
Baseline contract value	£39,040.74

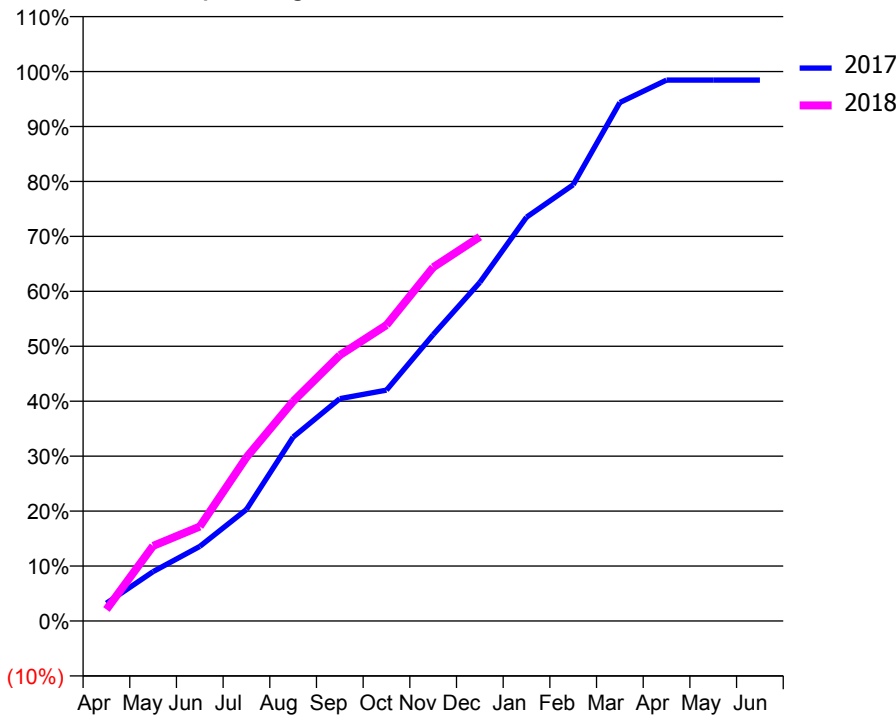
### ACCESS\*

Patients seen in 24 months	Total	Change since previous quarter
Quarter ending December 2016	545	
Quarter ending March 2017	575	↑
Quarter ending June 2017	577	→
Quarter ending September 2017	576	→
Quarter ending December 2017	574	→
<b>Variance since December 2016</b>	<b>5.3%</b>	<b>↑</b>



### ACTIVITY

Cumulative percentage of contracted UDA delivered 2017 & 2018



Month	Adjusted Scheduled Activity (UDA)	
	2017	2018
April	45	29
May	125	190
June	189	240
July	283	415
August	466	557
September	564	674
October	585	750
November	726	897
December	859	974
January	1,024	
February	1,106	
March	1,314	
April	1,371	
May	1,371	
June	1,371	

### QUALITY

	Quantity	Base Number	Contract	LHB	Wales
% of FP17s for the same patient ID Re-attending within 3 months - Children	110	861	12.8%	8.1%	11.0%
% of FP17s for the same patient ID Re-attending within 3 months - Adults	1	1	100.0%	12.7%	16.1%
% of FP17s for the same patient ID Re-attending between 3 & 9 months - Children	618	861	71.8%	55.4%	58.9%
% of FP17s for the same patient ID Re-attending between 3 & 9 months - Adults	0	1	0.0%	52.1%	55.2%
% of FP17s for Band 1 Urgent Courses	36	821	4.4%	8.5%	9.0%
% of FP17s Relating to Free Repair or Replacements	0	821	0.0%	0.6%	0.7%
% of FP17s Relating to Continuations	0	821	0.0%	0.9%	0.8%
% of Patients satisfied with the dentistry they have received	4	5	N/A	91.8%	91.9%
% of Patients satisfied with the time they had to wait for an appointment	4	5	N/A	87.2%	87.9%

\* This is based on patients treated on this contract for their most recent course of treatment. Figures in italics indicate the base number of FP17s or Patient Questionnaire responses are less than 100. N/A is shown where the base number of responses is less than 10 during the period. % is calculated as Quantity/Base number\*100

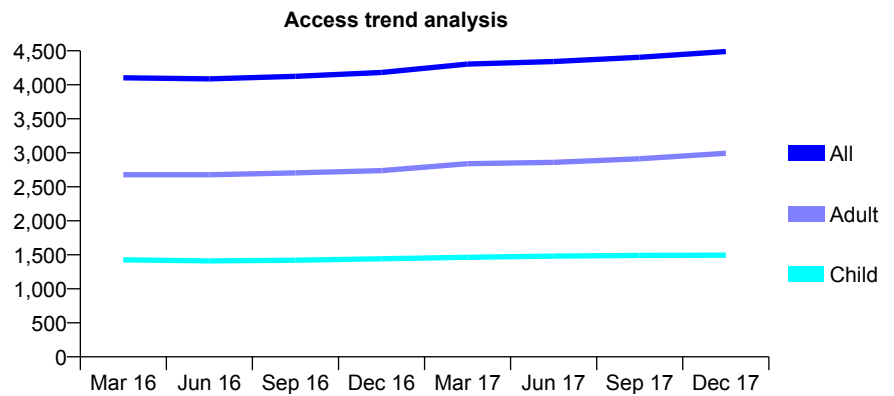
## 7A2 - Vital Signs At a Glance Contract Report for 163449/0001 - December 2017

Name or company name	Portland Street Dental Practice
Contract type name	GDS Contract
Purpose of contract	General
Contract start date	01/04/2010
Contract end date	

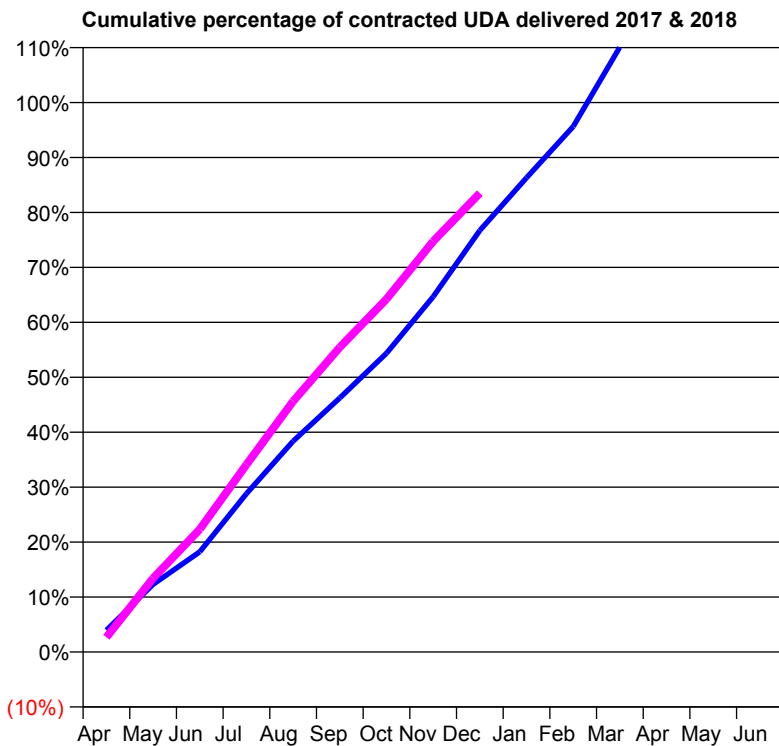
17/18 Contracted general activity (UDA)	9,812
Carry forward general activity (UDA)	58
17/18 Contracted orthodontic activity (UOA)	0
Carry forward orthodontic activity (UOA)	0
Baseline contract value	£360,646.44

### ACCESS\*

Patients seen in 24 months	Total	Change since previous quarter
Quarter ending December 2016	4,181	
Quarter ending March 2017	4,305	↑
Quarter ending June 2017	4,342	→
Quarter ending September 2017	4,405	→
Quarter ending December 2017	4,489	→
<b>Variance since December 2016</b>	<b>7.4%</b>	<b>↑</b>



### ACTIVITY



Month	Adjusted Scheduled Activity (UDA)	
	2017	2018
April	388	264
May	1,207	1,319
June	1,790	2,191
July	2,829	3,347
August	3,765	4,477
September	4,538	5,442
October	5,335	6,302
November	6,345	7,333
December	7,528	8,194
January	8,467	
February	9,383	
March	10,803	
April	11,280	
May	11,259	
June	11,262	

### QUALITY

	Quantity	Base Number	Contract	LHB	Wales
% of FP17s for the same patient ID Re-attending within 3 months - Children	123	1,875	6.6%	8.1%	11.0%
% of FP17s for the same patient ID Re-attending within 3 months - Adults	297	2,908	10.2%	12.7%	16.1%
% of FP17s for the same patient ID Re-attending between 3 & 9 months - Children	1,305	1,875	69.6%	55.4%	58.9%
% of FP17s for the same patient ID Re-attending between 3 & 9 months - Adults	1,700	2,908	58.5%	52.1%	55.2%
% of FP17s for Band 1 Urgent Courses	358	4,546	7.9%	8.5%	9.0%
% of FP17s Relating to Free Repair or Replacements	27	4,546	0.6%	0.6%	0.7%
% of FP17s Relating to Continuations	2	4,546	0.0%	0.9%	0.8%
% of Patients satisfied with the dentistry they have received	34	36	94.4%	91.8%	91.9%
% of Patients satisfied with the time they had to wait for an appointment	34	36	94.4%	87.2%	87.9%

\* This is based on patients treated on this contract for their most recent course of treatment. Figures in italics indicate the base number of FP17s or Patient Questionnaire responses are less than 100. N/A is shown where the base number of responses is less than 10 during the period. % is calculated as Quantity/Base number\*100

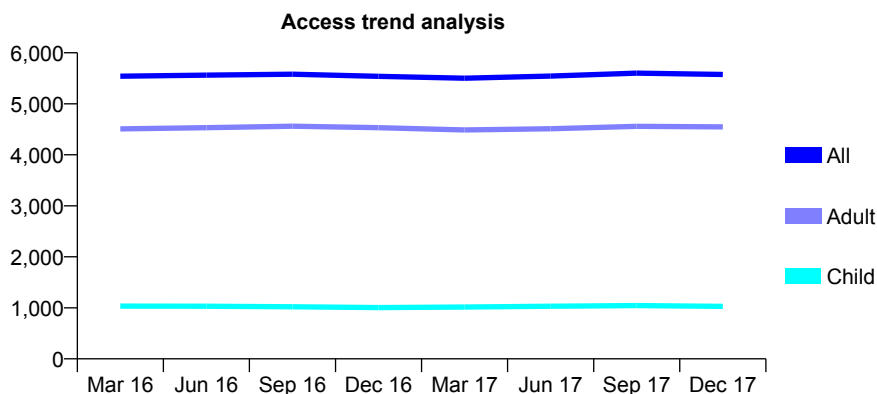
## 7A2 - Vital Signs At a Glance Contract Report for 164496/0001 - December 2017

Name or company name	My Dentist
Contract type name	GDS Contract
Purpose of contract	General
Contract start date	29/03/2010
Contract end date	

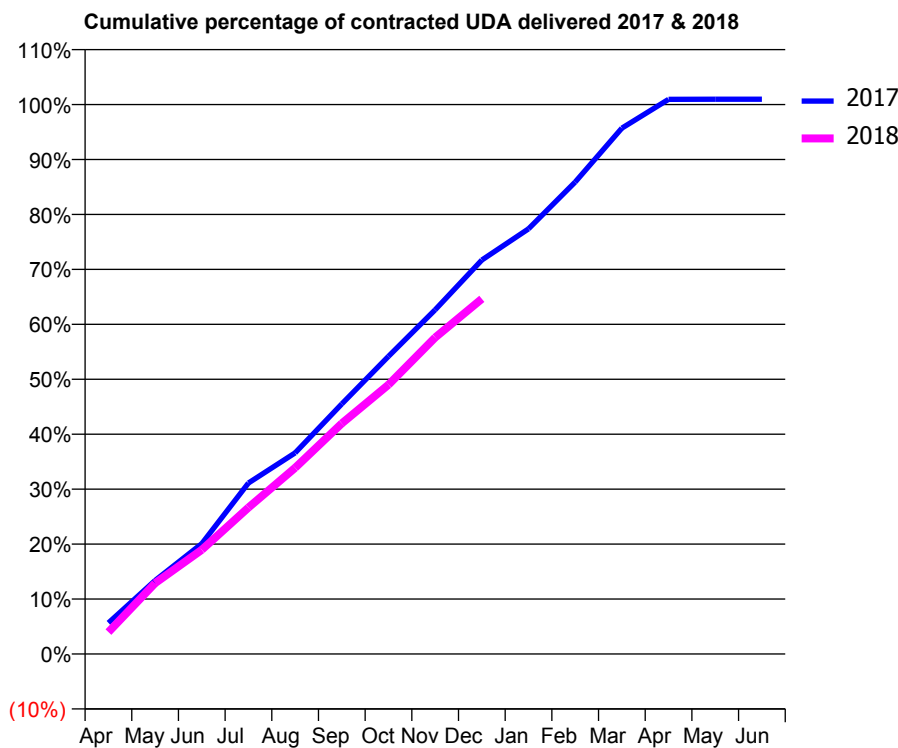
17/18 Contracted general activity (UDA)	15,051
Carry forward general activity (UDA)	-143
17/18 Contracted orthodontic activity (UOA)	0
Carry forward orthodontic activity (UOA)	0
Baseline contract value	£539,650.57

### ACCESS\*

Patients seen in 24 months	Total	Change since previous quarter
Quarter ending December 2016	5,538	
Quarter ending March 2017	5,503	→
Quarter ending June 2017	5,543	→
Quarter ending September 2017	5,601	→
Quarter ending December 2017	5,576	→
<b>Variance since December 2016</b>	<b>0.7%</b>	<b>→</b>



### ACTIVITY



Month	Adjusted Scheduled Activity (UDA)	
	2017	2018
April	854	602
May	2,015	1,940
June	3,021	2,853
July	4,684	4,013
August	5,509	5,102
September	6,849	6,318
October	8,153	7,377
November	9,430	8,668
December	10,793	9,730
January	11,645	
February	12,927	
March	14,404	
April	15,192	
May	15,194	
June	15,194	

### QUALITY

	Quantity	Base Number	Contract	LHB	Wales
% of FP17s for the same patient ID Re-attending within 3 months - Children	69	1,013	6.8%	8.1%	11.0%
% of FP17s for the same patient ID Re-attending within 3 months - Adults	755	4,284	17.6%	12.7%	16.1%
% of FP17s for the same patient ID Re-attending between 3 & 9 months - Children	433	1,013	42.7%	55.4%	58.9%
% of FP17s for the same patient ID Re-attending between 3 & 9 months - Adults	1,424	4,284	33.2%	52.1%	55.2%
% of FP17s for Band 1 Urgent Courses	710	4,927	14.4%	8.5%	9.0%
% of FP17s Relating to Free Repair or Replacements	45	4,927	0.9%	0.6%	0.7%
% of FP17s Relating to Continuations	131	4,927	2.7%	0.9%	0.8%
% of Patients satisfied with the dentistry they have received	37	43	86.0%	91.8%	91.9%
% of Patients satisfied with the time they had to wait for an appointment	35	43	81.4%	87.2%	87.9%

\* This is based on patients treated on this contract for their most recent course of treatment. Figures in italics indicate the base number of FP17s or Patient Questionnaire responses are less than 100. N/A is shown where the base number of responses is less than 10 during the period. % is calculated as Quantity/Base number\*100



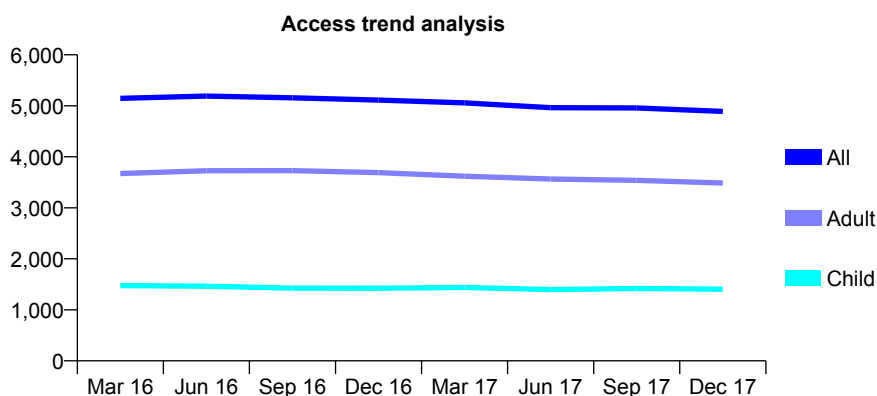
## 7A2 - Vital Signs At a Glance Contract Report for 166820/0001 - December 2017

Name or company name	Dr N Patel, Dr J Rai and Dr N Kernahan
Contract type name	GDS Contract
Purpose of contract	General
Contract start date	01/04/2006
Contract end date	

17/18 Contracted general activity (UDA)	11,550
Carry forward general activity (UDA)	-438
17/18 Contracted orthodontic activity (UOA)	0
Carry forward orthodontic activity (UOA)	0
Baseline contract value	£329,335.03

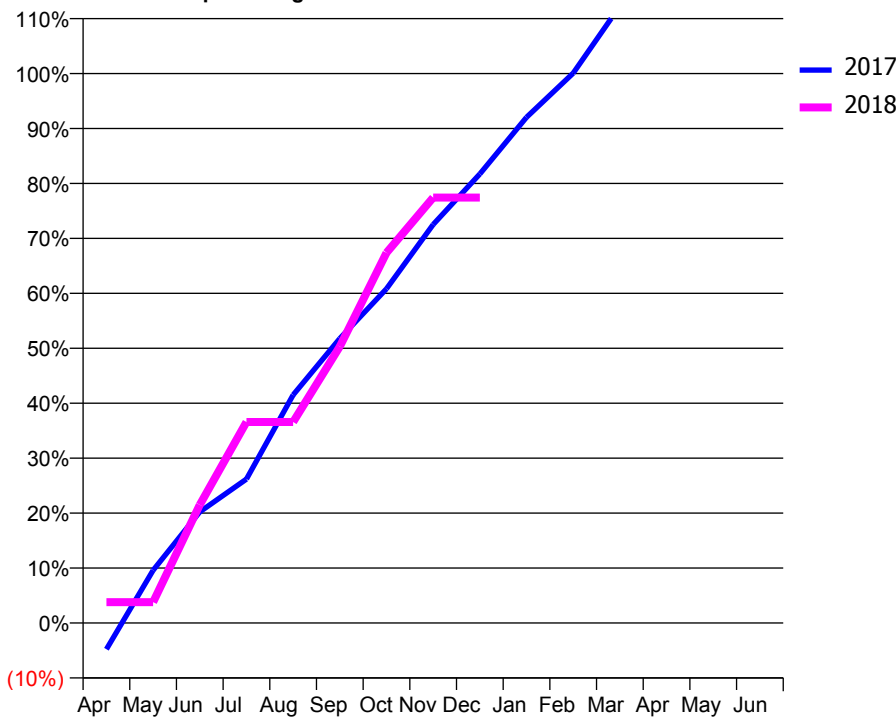
### ACCESS\*

Patients seen in 24 months	Total	Change since previous quarter
Quarter ending December 2016	5,113	
Quarter ending March 2017	5,057	↓
Quarter ending June 2017	4,963	↓
Quarter ending September 2017	4,958	→
Quarter ending December 2017	4,890	↓
<b>Variance since December 2016</b>	<b>(4.4%)</b>	<b>↓</b>



### ACTIVITY

Cumulative percentage of contracted UDA delivered 2017 & 2018



Month	Adjusted Scheduled Activity (UDA)	
	2017	2018
April	-554	438
May	1,109	438
June	2,336	2,486
July	3,025	4,225
August	4,796	4,225
September	5,980	5,813
October	7,026	7,783
November	8,378	8,942
December	9,439	8,942
January	10,631	
February	11,556	
March	12,967	
April	13,807	
May	13,807	
June	13,808	

### QUALITY

	Quantity	Base Number	Contract	LHB	Wales
% of FP17s for the same patient ID Re-attending within 3 months - Children	109	1,395	7.8%	8.1%	11.0%
% of FP17s for the same patient ID Re-attending within 3 months - Adults	582	3,438	16.9%	12.7%	16.1%
% of FP17s for the same patient ID Re-attending between 3 & 9 months - Children	770	1,395	55.2%	55.4%	58.9%
% of FP17s for the same patient ID Re-attending between 3 & 9 months - Adults	1,832	3,438	53.3%	52.1%	55.2%
% of FP17s for Band 1 Urgent Courses	382	4,385	8.7%	8.5%	9.0%
% of FP17s Relating to Free Repair or Replacements	29	4,385	0.7%	0.6%	0.7%
% of FP17s Relating to Continuations	90	4,385	2.1%	0.9%	0.8%
% of Patients satisfied with the dentistry they have received	17	17	100.0%	91.8%	91.9%
% of Patients satisfied with the time they had to wait for an appointment	17	17	100.0%	87.2%	87.9%

\* This is based on patients treated on this contract for their most recent course of treatment. Figures in italics indicate the base number of FP17s or Patient Questionnaire responses are less than 100. N/A is shown where the base number of responses is less than 10 during the period. % is calculated as Quantity/Base number\*100

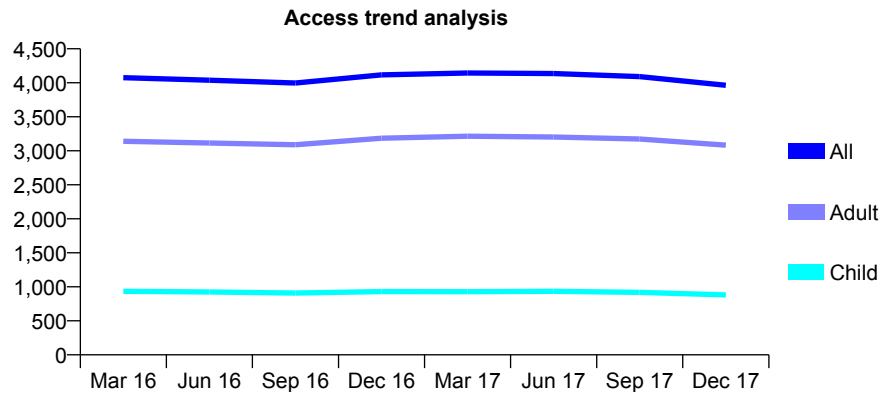
## 7A2 - Vital Signs At a Glance Contract Report for 169226/0001 - December 2017

Name or company name	Dr. N Patel, J Rai & Dr. N Kernahan
Contract type name	GDS Contract
Purpose of contract	General
Contract start date	01/08/2007
Contract end date	

17/18 Contracted general activity (UDA)	14,065
Carry forward general activity (UDA)	-500
17/18 Contracted orthodontic activity (UOA)	0
Carry forward orthodontic activity (UOA)	0
Baseline contract value	£387,642.97

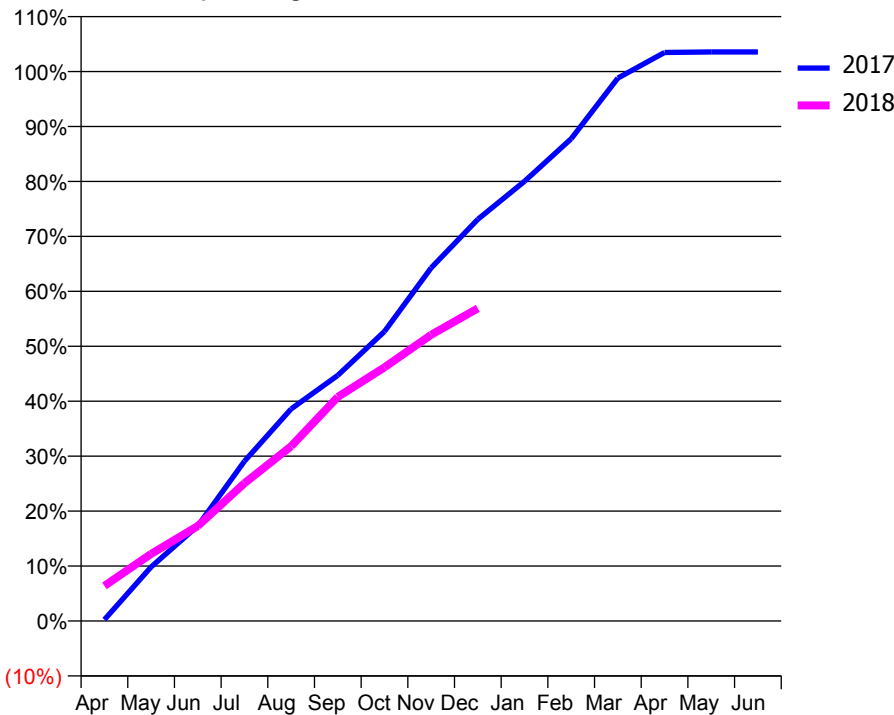
### ACCESS\*

Patients seen in 24 months	Total	Change since previous quarter
Quarter ending December 2016	4,116	
Quarter ending March 2017	4,144	→
Quarter ending June 2017	4,137	→
Quarter ending September 2017	4,091	↓
Quarter ending December 2017	3,964	↓
<b>Variance since December 2016</b>	<b>(3.7%)</b>	<b>↓</b>



### ACTIVITY

Cumulative percentage of contracted UDA delivered 2017 & 2018



Month	Adjusted Scheduled Activity (UDA)	
	2017	2018
April	37	900
May	1,382	1,717
June	2,434	2,430
July	4,091	3,526
August	5,430	4,474
September	6,287	5,737
October	7,413	6,494
November	9,039	7,325
December	10,283	8,002
January	11,253	
February	12,343	
March	13,895	
April	14,553	
May	14,565	
June	14,565	

### QUALITY

	Quantity	Base Number	Contract	LHB	Wales
% of FP17s for the same patient ID Re-attending within 3 months - Children	76	921	8.3%	8.1%	11.0%
% of FP17s for the same patient ID Re-attending within 3 months - Adults	520	3,554	14.6%	12.7%	16.1%
% of FP17s for the same patient ID Re-attending between 3 & 9 months - Children	603	921	65.5%	55.4%	58.9%
% of FP17s for the same patient ID Re-attending between 3 & 9 months - Adults	2,406	3,554	67.7%	52.1%	55.2%
% of FP17s for Band 1 Urgent Courses	222	4,155	5.3%	8.5%	9.0%
% of FP17s Relating to Free Repair or Replacements	69	4,155	1.7%	0.6%	0.7%
% of FP17s Relating to Continuations	101	4,155	2.4%	0.9%	0.8%
% of Patients satisfied with the dentistry they have received	35	38	92.1%	91.8%	91.9%
% of Patients satisfied with the time they had to wait for an appointment	34	38	89.5%	87.2%	87.9%

\* This is based on patients treated on this contract for their most recent course of treatment. Figures in italics indicate the base number of FP17s or Patient Questionnaire responses are less than 100. N/A is shown where the base number of responses is less than 10 during the period. % is calculated as Quantity/Base number\*100

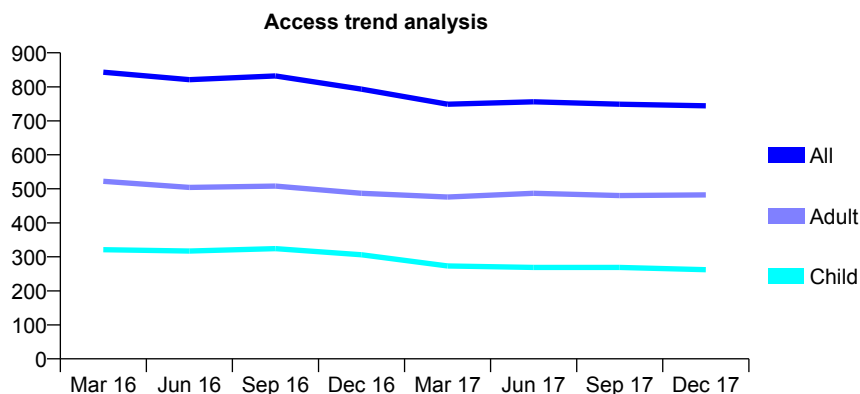
## 7A2 - Vital Signs At a Glance Contract Report for 172243/0001 - December 2017

Name or company name	Adrian Chiriac
Contract type name	GDS Contract
Purpose of contract	General
Contract start date	01/04/2011
Contract end date	

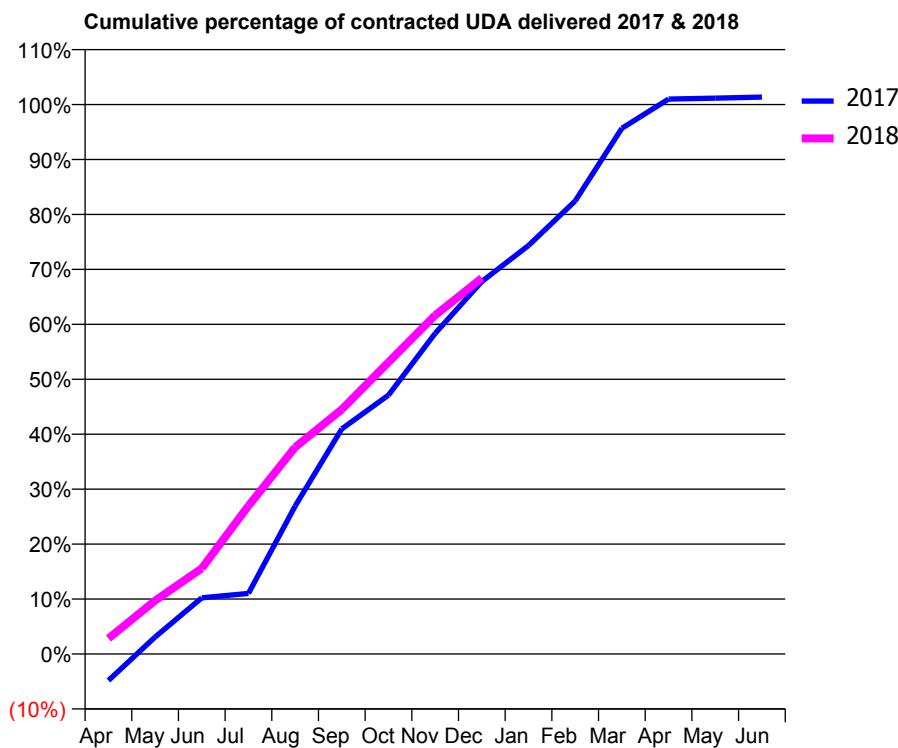
17/18 Contracted general activity (UDA)	2,192
Carry forward general activity (UDA)	-29
17/18 Contracted orthodontic activity (UOA)	0
Carry forward orthodontic activity (UOA)	0
Baseline contract value	£60,344.34

### ACCESS\*

Patients seen in 24 months	Total	Change since previous quarter
Quarter ending December 2016	793	
Quarter ending March 2017	749	↓
Quarter ending June 2017	756	→
Quarter ending September 2017	749	→
Quarter ending December 2017	744	→
<b>Variance since December 2016</b>	<b>(6.2%)</b>	<b>↓</b>



### ACTIVITY



Month	Adjusted Scheduled Activity (UDA)	
	2017	2018
April	-106	62
May	68	213
June	224	342
July	242	591
August	590	825
September	898	976
October	1,033	1,164
November	1,279	1,351
December	1,486	1,500
January	1,630	
February	1,807	
March	2,097	
April	2,213	
May	2,217	
June	2,221	

### QUALITY

	Quantity	Base Number	Contract	LHB	Wales
% of FP17s for the same patient ID Re-attending within 3 months - Children	27	332	8.1%	8.1%	11.0%
% of FP17s for the same patient ID Re-attending within 3 months - Adults	82	530	15.5%	12.7%	16.1%
% of FP17s for the same patient ID Re-attending between 3 & 9 months - Children	245	332	73.8%	55.4%	58.9%
% of FP17s for the same patient ID Re-attending between 3 & 9 months - Adults	308	530	58.1%	52.1%	55.2%
% of FP17s for Band 1 Urgent Courses	108	804	13.4%	8.5%	9.0%
% of FP17s Relating to Free Repair or Replacements	0	804	0.0%	0.6%	0.7%
% of FP17s Relating to Continuations	0	804	0.0%	0.9%	0.8%
% of Patients satisfied with the dentistry they have received	6	6	N/A	91.8%	91.9%
% of Patients satisfied with the time they had to wait for an appointment	6	6	N/A	87.2%	87.9%

\* This is based on patients treated on this contract for their most recent course of treatment. Figures in italics indicate the base number of FP17s or Patient Questionnaire responses are less than 100. N/A is shown where the base number of responses is less than 10 during the period. % is calculated as Quantity/Base number\*100

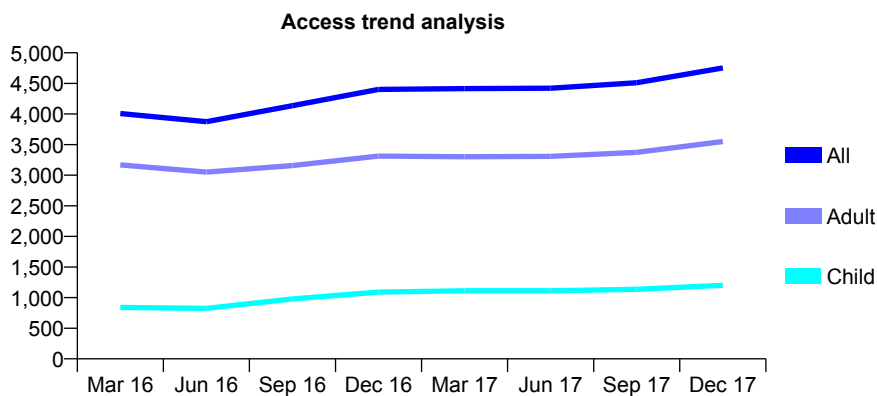
## 7A2 - Vital Signs At a Glance Contract Report for 175714/0001 - December 2017

Name or company name	MSC Universal Limited
Contract type name	GDS Contract
Purpose of contract	General
Contract start date	01/12/2010
Contract end date	

17/18 Contracted general activity (UDA)	15,000
Carry forward general activity (UDA)	0
17/18 Contracted orthodontic activity (UOA)	0
Carry forward orthodontic activity (UOA)	0
Baseline contract value	£449,300.48

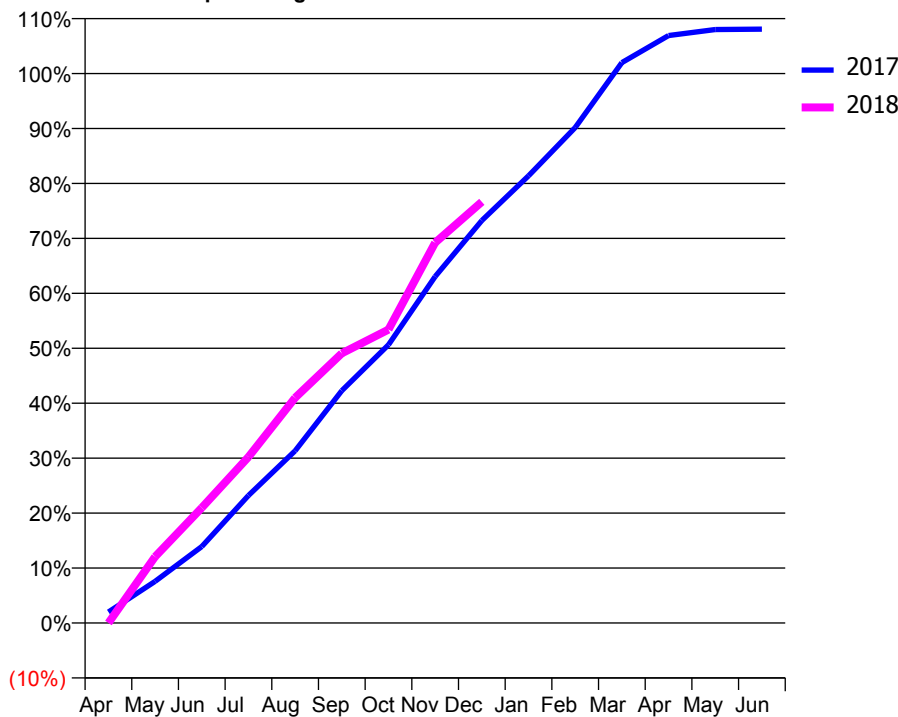
### ACCESS\*

Patients seen in 24 months	Total	Change since previous quarter
Quarter ending December 2016	4,403	
Quarter ending March 2017	4,414	→
Quarter ending June 2017	4,421	→
Quarter ending September 2017	4,511	↑
Quarter ending December 2017	4,753	↑
<b>Variance since December 2016</b>	<b>7.9%</b>	<b>↑</b>



### ACTIVITY

Cumulative percentage of contracted UDA delivered 2017 & 2018



Month	Adjusted Scheduled Activity (UDA)	
	2017	2018
April	301	0
May	1,137	1,810
June	2,089	3,148
July	3,480	4,533
August	4,701	6,149
September	6,342	7,363
October	7,596	8,010
November	9,458	10,383
December	10,986	11,497
January	12,208	
February	13,523	
March	15,298	
April	16,034	
May	16,200	
June	16,210	

### QUALITY

	Quantity	Base Number	Contract	LHB	Wales
% of FP17s for the same patient ID Re-attending within 3 months - Children	46	1,335	3.4%	8.1%	11.0%
% of FP17s for the same patient ID Re-attending within 3 months - Adults	454	4,174	10.9%	12.7%	16.1%
% of FP17s for the same patient ID Re-attending between 3 & 9 months - Children	886	1,335	66.4%	55.4%	58.9%
% of FP17s for the same patient ID Re-attending between 3 & 9 months - Adults	2,850	4,174	68.3%	52.1%	55.2%
% of FP17s for Band 1 Urgent Courses	194	5,146	3.8%	8.5%	9.0%
% of FP17s Relating to Free Repair or Replacements	37	5,146	0.7%	0.6%	0.7%
% of FP17s Relating to Continuations	103	5,146	2.0%	0.9%	0.8%
% of Patients satisfied with the dentistry they have received	30	34	88.2%	91.8%	91.9%
% of Patients satisfied with the time they had to wait for an appointment	26	34	76.5%	87.2%	87.9%

\* This is based on patients treated on this contract for their most recent course of treatment. Figures in italics indicate the base number of FP17s or Patient Questionnaire responses are less than 100. N/A is shown where the base number of responses is less than 10 during the period. % is calculated as Quantity/Base number\*100

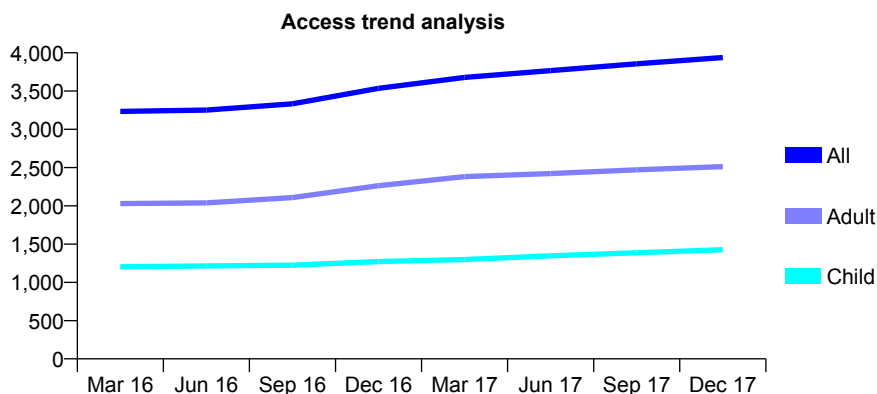
## 7A2 - Vital Signs At a Glance Contract Report for 177342/0001 - December 2017

Name or company name	K J Hughes & R W Hutchings
Contract type name	GDS Contract
Purpose of contract	General
Contract start date	01/01/2009
Contract end date	

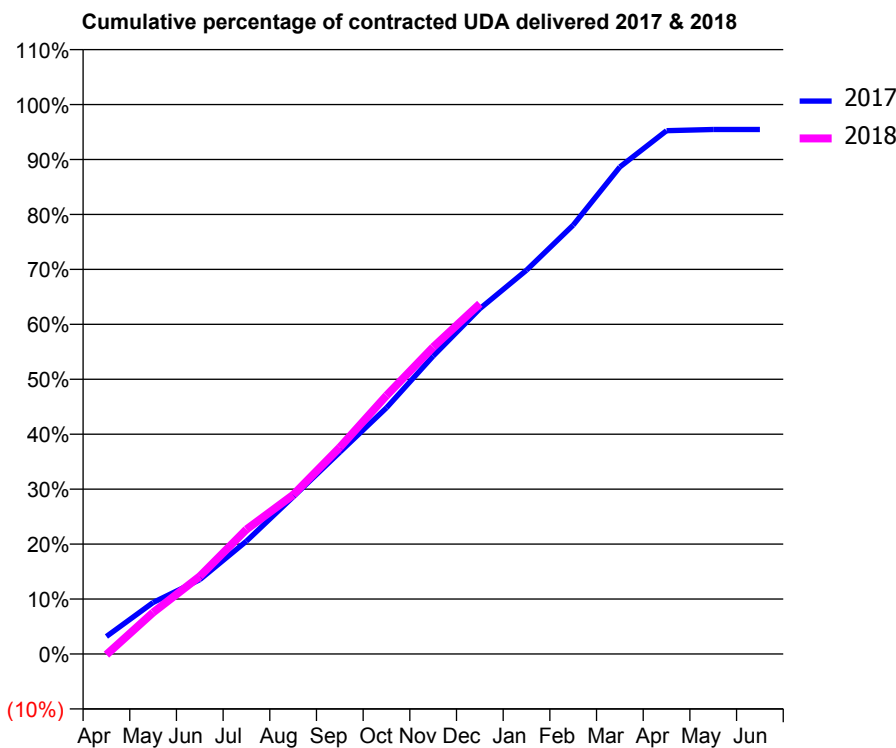
17/18 Contracted general activity (UDA)	11,593
Carry forward general activity (UDA)	528
17/18 Contracted orthodontic activity (UOA)	0
Carry forward orthodontic activity (UOA)	0
Baseline contract value	£396,913.46

### ACCESS\*

Patients seen in 24 months	Total	Change since previous quarter
Quarter ending December 2016	3,536	
Quarter ending March 2017	3,679	↑
Quarter ending June 2017	3,767	↑
Quarter ending September 2017	3,856	↑
Quarter ending December 2017	3,938	↑
<b>Variance since December 2016</b>	<b>11.4%</b>	<b>↑</b>



### ACTIVITY



Month	Adjusted Scheduled Activity (UDA)	
	2017	2018
April	369	-17
May	1,086	877
June	1,568	1,638
July	2,381	2,629
August	3,315	3,359
September	4,257	4,360
October	5,194	5,453
November	6,286	6,474
December	7,284	7,390
January	8,097	
February	9,049	
March	10,277	
April	11,040	
May	11,065	
June	11,065	

### QUALITY

	Quantity	Base Number	Contract	LHB	Wales
% of FP17s for the same patient ID Re-attending within 3 months - Children	99	1,577	6.3%	8.1%	11.0%
% of FP17s for the same patient ID Re-attending within 3 months - Adults	263	2,425	10.8%	12.7%	16.1%
% of FP17s for the same patient ID Re-attending between 3 & 9 months - Children	809	1,577	51.3%	55.4%	58.9%
% of FP17s for the same patient ID Re-attending between 3 & 9 months - Adults	1,320	2,425	54.4%	52.1%	55.2%
% of FP17s for Band 1 Urgent Courses	280	3,733	7.5%	8.5%	9.0%
% of FP17s Relating to Free Repair or Replacements	6	3,733	0.2%	0.6%	0.7%
% of FP17s Relating to Continuations	17	3,733	0.5%	0.9%	0.8%
% of Patients satisfied with the dentistry they have received	22	24	91.7%	91.8%	91.9%
% of Patients satisfied with the time they had to wait for an appointment	21	24	87.5%	87.2%	87.9%

\* This is based on patients treated on this contract for their most recent course of treatment. Figures in italics indicate the base number of FP17s or Patient Questionnaire responses are less than 100. N/A is shown where the base number of responses is less than 10 during the period. % is calculated as Quantity/Base number\*100

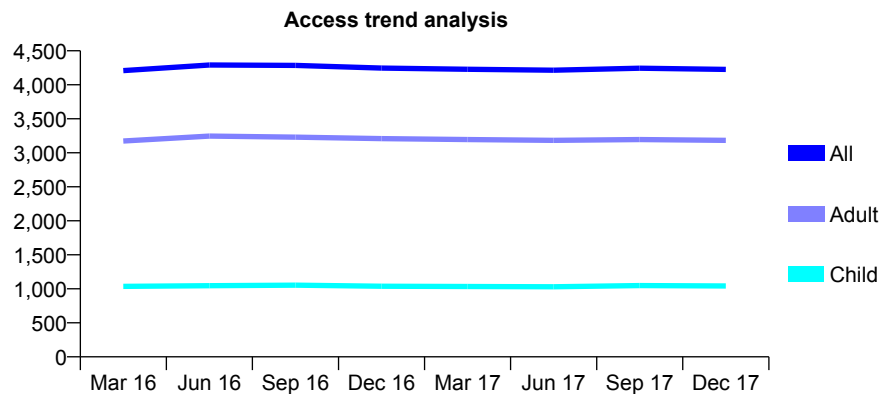
## 7A2 - Vital Signs At a Glance Contract Report for 187429/0001 - December 2017

Name or company name	Fifield & Borsden
Contract type name	GDS Contract
Purpose of contract	General
Contract start date	01/04/2006
Contract end date	

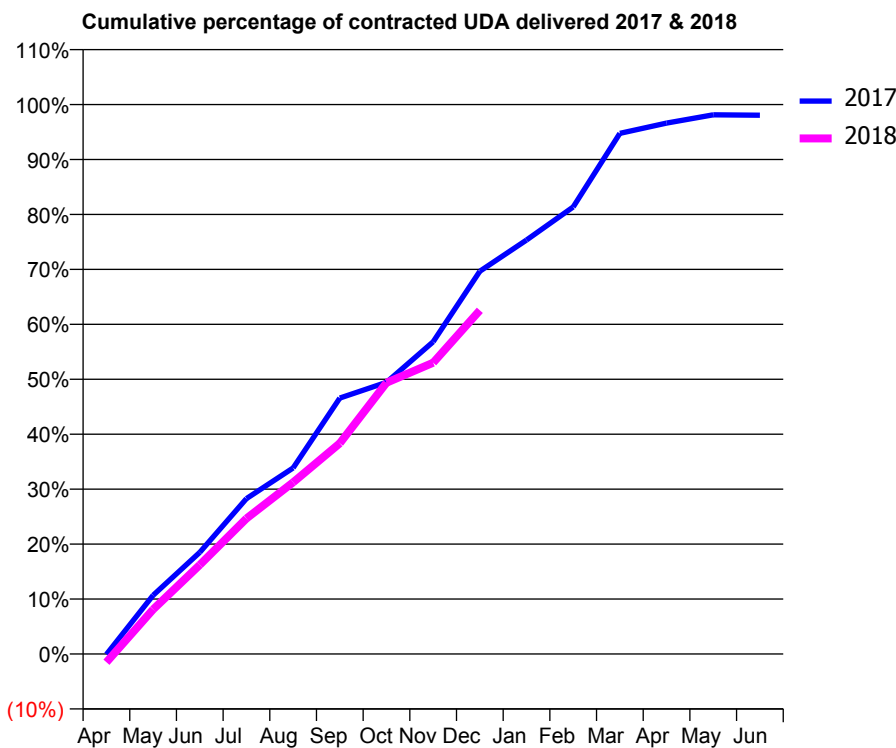
17/18 Contracted general activity (UDA)	15,000
Carry forward general activity (UDA)	294
17/18 Contracted orthodontic activity (UOA)	0
Carry forward orthodontic activity (UOA)	0
Baseline contract value	£349,887.46

### ACCESS\*

Patients seen in 24 months	Total	Change since previous quarter
Quarter ending December 2016	4,247	
Quarter ending March 2017	4,229	→
Quarter ending June 2017	4,215	→
Quarter ending September 2017	4,244	→
Quarter ending December 2017	4,226	→
<b>Variance since December 2016</b>	<b>(0.5%)</b>	→



### ACTIVITY



Month	Adjusted Scheduled Activity (UDA)	
	2017	2018
April	-13	-229
May	1,603	1,217
June	2,775	2,432
July	4,243	3,700
August	5,079	4,685
September	6,987	5,751
October	7,416	7,406
November	8,523	7,951
December	10,450	9,381
January	11,300	
February	12,203	
March	14,214	
April	14,494	
May	14,717	
June	14,706	

### QUALITY

	Quantity	Base Number	Contract	LHB	Wales
% of FP17s for the same patient ID Re-attending within 3 months - Children	74	1,380	5.4%	8.1%	11.0%
% of FP17s for the same patient ID Re-attending within 3 months - Adults	547	3,969	13.8%	12.7%	16.1%
% of FP17s for the same patient ID Re-attending between 3 & 9 months - Children	1,006	1,380	72.9%	55.4%	58.9%
% of FP17s for the same patient ID Re-attending between 3 & 9 months - Adults	2,712	3,969	68.3%	52.1%	55.2%
% of FP17s for Band 1 Urgent Courses	278	5,099	5.5%	8.5%	9.0%
% of FP17s Relating to Free Repair or Replacements	32	5,099	0.6%	0.6%	0.7%
% of FP17s Relating to Continuations	31	5,099	0.6%	0.9%	0.8%
% of Patients satisfied with the dentistry they have received	31	33	93.9%	91.8%	91.9%
% of Patients satisfied with the time they had to wait for an appointment	31	33	93.9%	87.2%	87.9%

\* This is based on patients treated on this contract for their most recent course of treatment. Figures in italics indicate the base number of FP17s or Patient Questionnaire responses are less than 100. N/A is shown where the base number of responses is less than 10 during the period. % is calculated as Quantity/Base number\*100

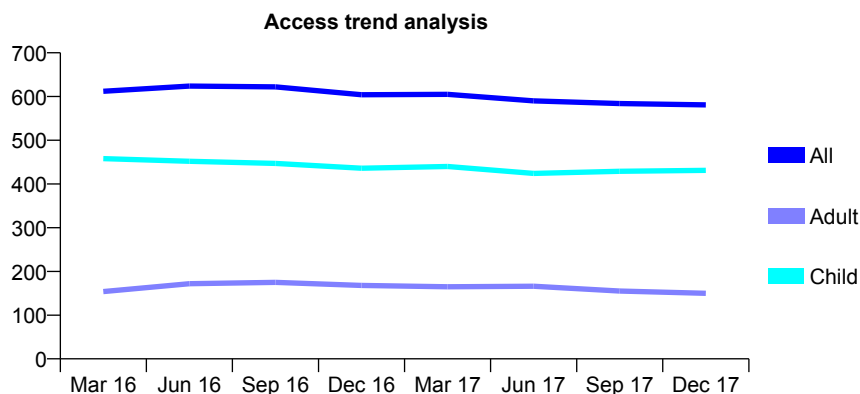
## 7A2 - Vital Signs At a Glance Contract Report for 212970/0001 - December 2017

Name or company name	MRS SJ JOHNSON
Contract type name	GDS Contract
Purpose of contract	General
Contract start date	01/06/2006
Contract end date	

17/18 Contracted general activity (UDA)	1,150
Carry forward general activity (UDA)	0
17/18 Contracted orthodontic activity (UOA)	0
Carry forward orthodontic activity (UOA)	0
Baseline contract value	£31,240.44

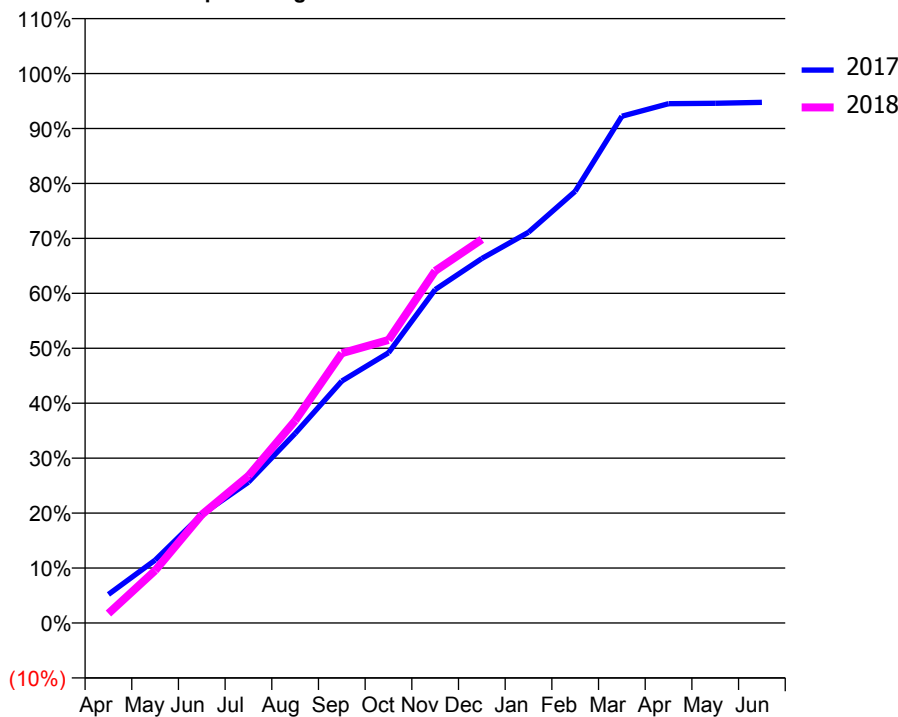
### ACCESS\*

Patients seen in 24 months	Total	Change since previous quarter
Quarter ending December 2016	604	
Quarter ending March 2017	605	→
Quarter ending June 2017	590	↓
Quarter ending September 2017	584	↓
Quarter ending December 2017	581	→
<b>Variance since December 2016</b>	<b>(3.8%)</b>	<b>↓</b>



### ACTIVITY

**Cumulative percentage of contracted UDA delivered 2017 & 2018**



**Adjusted Scheduled Activity (UDA)**

Month	2017	2018
April	70	20
May	154	110
June	265	227
July	344	308
August	463	423
September	591	565
October	660	592
November	814	737
December	890	803
January	954	
February	1,054	
March	1,238	
April	1,268	
May	1,269	
June	1,271	

### QUALITY

	Quantity	Base Number	Contract	LHB	Wales
% of FP17s for the same patient ID Re-attending within 3 months - Children	48	484	9.9%	8.1%	11.0%
% of FP17s for the same patient ID Re-attending within 3 months - Adults	13	97	13.4%	12.7%	16.1%
% of FP17s for the same patient ID Re-attending between 3 & 9 months - Children	290	484	59.9%	55.4%	58.9%
% of FP17s for the same patient ID Re-attending between 3 & 9 months - Adults	24	97	24.7%	52.1%	55.2%
% of FP17s for Band 1 Urgent Courses	65	550	11.8%	8.5%	9.0%
% of FP17s Relating to Free Repair or Replacements	0	550	0.0%	0.6%	0.7%
% of FP17s Relating to Continuations	0	550	0.0%	0.9%	0.8%
% of Patients satisfied with the dentistry they have received	4	4	N/A	91.8%	91.9%
% of Patients satisfied with the time they had to wait for an appointment	4	4	N/A	87.2%	87.9%

\* This is based on patients treated on this contract for their most recent course of treatment. Figures in italics indicate the base number of FP17s or Patient Questionnaire responses are less than 100. N/A is shown where the base number of responses is less than 10 during the period. % is calculated as Quantity/Base number\*100

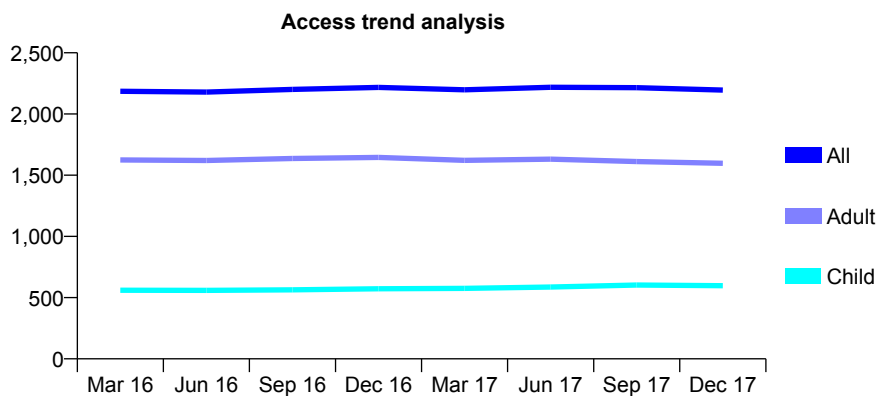
## 7A2 - Vital Signs At a Glance Contract Report for 222763/0001 - December 2017

Name or company name	MR EW DANIELS
Contract type name	GDS Contract
Purpose of contract	General
Contract start date	01/11/2007
Contract end date	

17/18 Contracted general activity (UDA)	5,625
Carry forward general activity (UDA)	-284
17/18 Contracted orthodontic activity (UOA)	0
Carry forward orthodontic activity (UOA)	0
Baseline contract value	£134,904.36

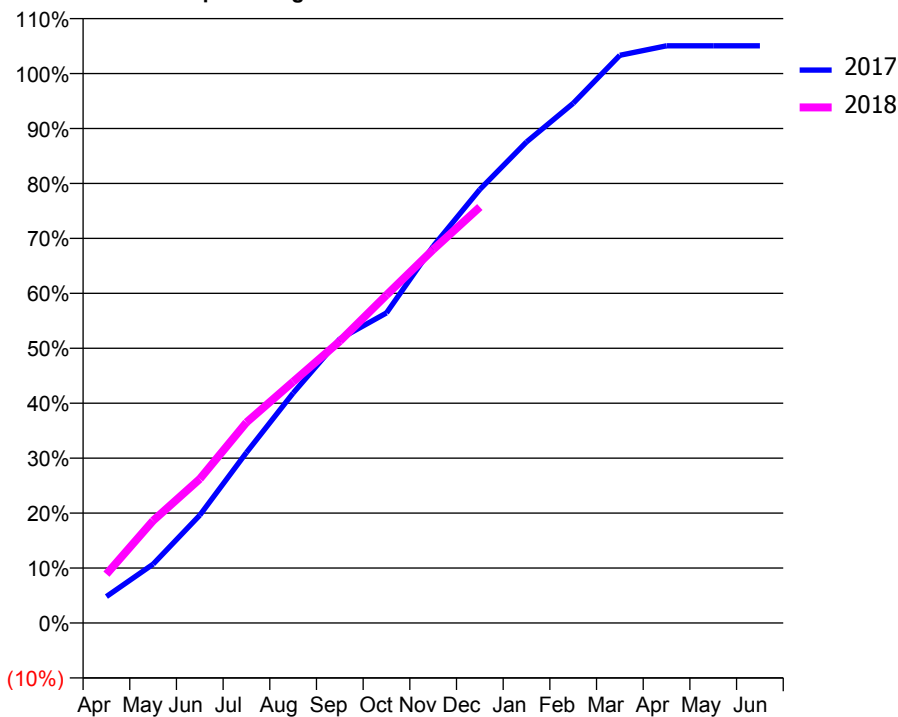
### ACCESS\*

Patients seen in 24 months	Total	Change since previous quarter
Quarter ending December 2016	2,217	
Quarter ending March 2017	2,198	→
Quarter ending June 2017	2,218	→
Quarter ending September 2017	2,215	→
Quarter ending December 2017	2,195	→
<b>Variance since December 2016</b>	<b>(1.0%)</b>	→



### ACTIVITY

Cumulative percentage of contracted UDA delivered 2017 & 2018



Month	Adjusted Scheduled Activity (UDA)	
	2017	2018
April	271	500
May	603	1,048
June	1,104	1,475
July	1,745	2,054
August	2,354	2,470
September	2,908	2,885
October	3,175	3,357
November	3,857	3,823
December	4,439	4,258
January	4,924	
February	5,321	
March	5,812	
April	5,909	
May	5,909	
June	5,909	

### QUALITY

	Quantity	Base Number	Contract	LHB	Wales
% of FP17s for the same patient ID Re-attending within 3 months - Children	20	697	2.9%	8.1%	11.0%
% of FP17s for the same patient ID Re-attending within 3 months - Adults	193	1,727	11.2%	12.7%	16.1%
% of FP17s for the same patient ID Re-attending between 3 & 9 months - Children	400	697	57.4%	55.4%	58.9%
% of FP17s for the same patient ID Re-attending between 3 & 9 months - Adults	888	1,727	51.4%	52.1%	55.2%
% of FP17s for Band 1 Urgent Courses	105	2,353	4.5%	8.5%	9.0%
% of FP17s Relating to Free Repair or Replacements	6	2,353	0.3%	0.6%	0.7%
% of FP17s Relating to Continuations	9	2,353	0.4%	0.9%	0.8%
% of Patients satisfied with the dentistry they have received	14	16	87.5%	91.8%	91.9%
% of Patients satisfied with the time they had to wait for an appointment	14	16	87.5%	87.2%	87.9%

\* This is based on patients treated on this contract for their most recent course of treatment. Figures in italics indicate the base number of FP17s or Patient Questionnaire responses are less than 100. N/A is shown where the base number of responses is less than 10 during the period. % is calculated as Quantity/Base number\*100



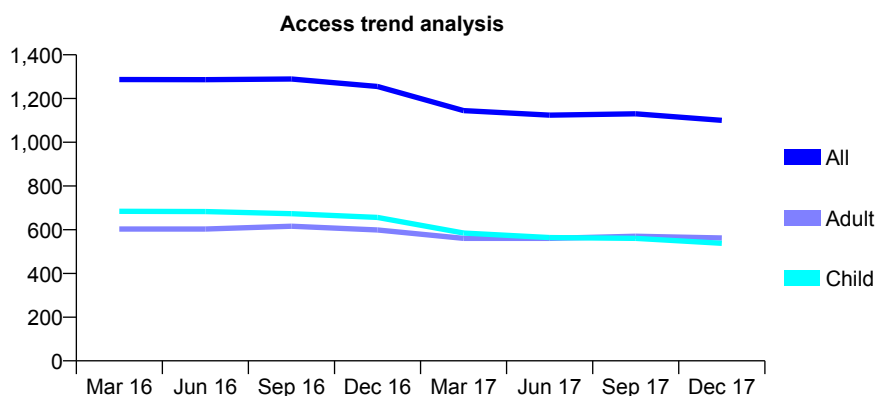
## 7A2 - Vital Signs At a Glance Contract Report for 273260/0001 - December 2017

Name or company name	Portfield Dental Surgery
Contract type name	GDS Contract
Purpose of contract	General
Contract start date	01/02/2014
Contract end date	

17/18 Contracted general activity (UDA)	2,776
Carry forward general activity (UDA)	-30
17/18 Contracted orthodontic activity (UOA)	0
Carry forward orthodontic activity (UOA)	0
Baseline contract value	£76,951.12

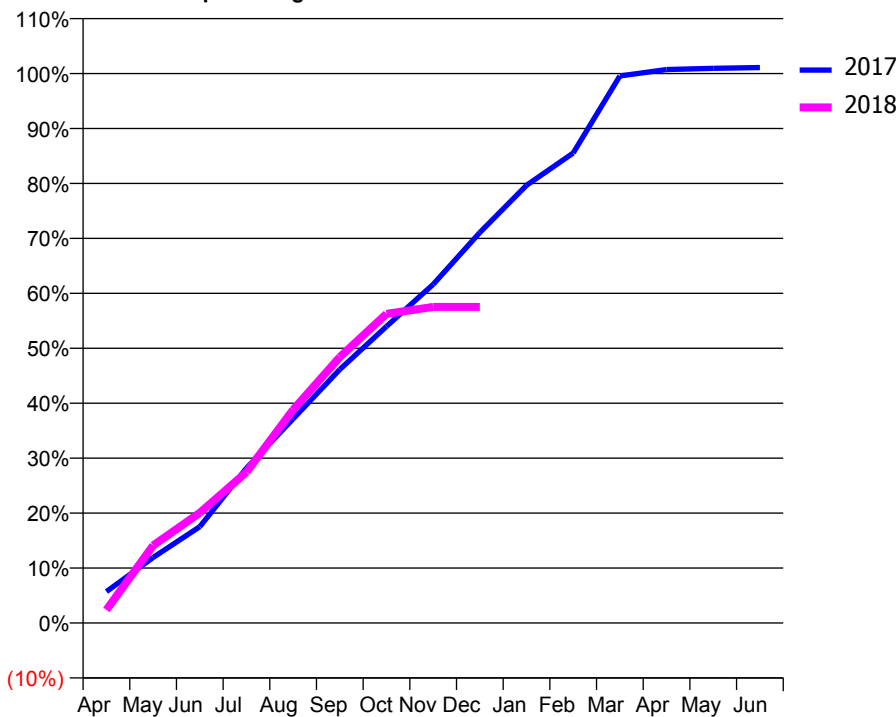
### ACCESS\*

Patients seen in 24 months	Total	Change since previous quarter
Quarter ending December 2016	1,255	
Quarter ending March 2017	1,145	↓
Quarter ending June 2017	1,124	↓
Quarter ending September 2017	1,130	→
Quarter ending December 2017	1,100	↓
<b>Variance since December 2016</b>	<b>(12.4%)</b>	<b>↓</b>



### ACTIVITY

**Cumulative percentage of contracted UDA delivered 2017 & 2018**



**Adjusted Scheduled Activity (UDA)**

Month	2017	2018
April	159	67
May	331	392
June	487	557
July	783	762
August	1,032	1,077
September	1,281	1,343
October	1,499	1,562
November	1,711	1,597
December	1,973	1,597
January	2,211	
February	2,375	
March	2,764	
April	2,796	
May	2,802	
June	2,806	

### QUALITY

	Quantity	Base Number	Contract	LHB	Wales
% of FP17s for the same patient ID Re-attending within 3 months - Children	57	571	10.0%	8.1%	11.0%
% of FP17s for the same patient ID Re-attending within 3 months - Adults	57	454	12.6%	12.7%	16.1%
% of FP17s for the same patient ID Re-attending between 3 & 9 months - Children	376	571	65.8%	55.4%	58.9%
% of FP17s for the same patient ID Re-attending between 3 & 9 months - Adults	215	454	47.4%	52.1%	55.2%
% of FP17s for Band 1 Urgent Courses	152	1,001	15.2%	8.5%	9.0%
% of FP17s Relating to Free Repair or Replacements	3	1,001	0.3%	0.6%	0.7%
% of FP17s Relating to Continuations	5	1,001	0.5%	0.9%	0.8%
% of Patients satisfied with the dentistry they have received	6	8	N/A	91.8%	91.9%
% of Patients satisfied with the time they had to wait for an appointment	6	8	N/A	87.2%	87.9%

\* This is based on patients treated on this contract for their most recent course of treatment. Figures in italics indicate the base number of FP17s or Patient Questionnaire responses are less than 100. N/A is shown where the base number of responses is less than 10 during the period. % is calculated as Quantity/Base number\*100

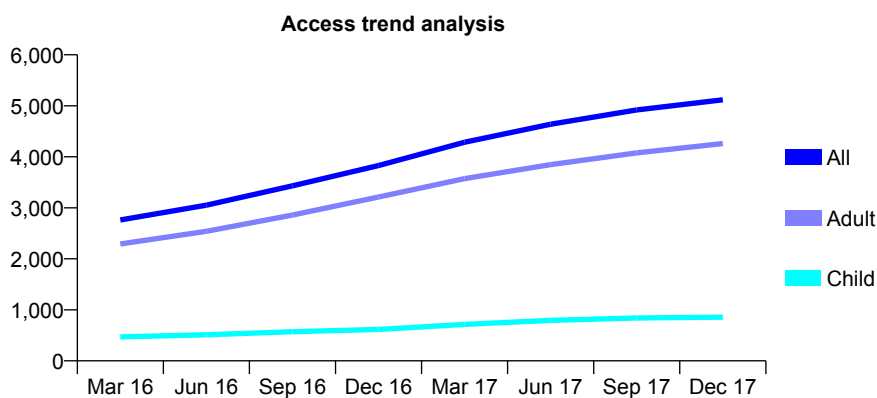
## 7A2 - Vital Signs At a Glance Contract Report for 282928/0001 - December 2017

Name or company name	MR JR HAYDEN
Contract type name	GDS Contract
Purpose of contract	General
Contract start date	14/02/2014
Contract end date	

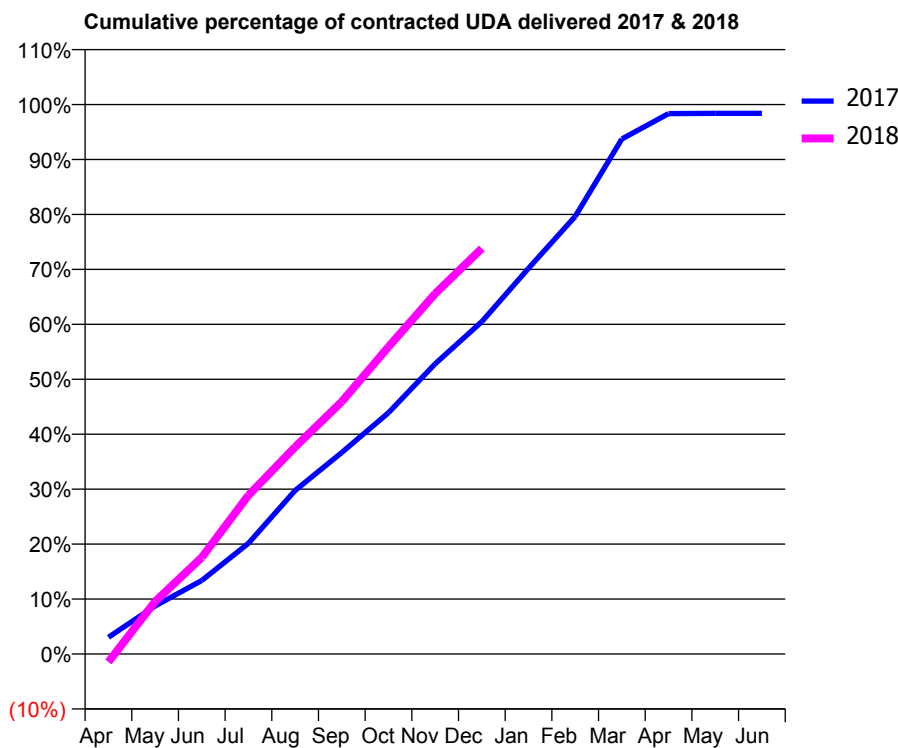
17/18 Contracted general activity (UDA)	14,676
Carry forward general activity (UDA)	215
17/18 Contracted orthodontic activity (UOA)	0
Carry forward orthodontic activity (UOA)	0
Baseline contract value	£368,168.19

### ACCESS\*

Patients seen in 24 months	Total	Change since previous quarter
Quarter ending December 2016	3,828	
Quarter ending March 2017	4,287	↑
Quarter ending June 2017	4,640	↑
Quarter ending September 2017	4,919	↑
Quarter ending December 2017	5,118	↑
<b>Variance since December 2016</b>	<b>33.7%</b>	<b>↑</b>



### ACTIVITY



Month	Adjusted Scheduled Activity (UDA)	
	2017	2018
April	448	-215
May	1,283	1,402
June	1,963	2,582
July	2,957	4,240
August	4,368	5,531
September	5,384	6,739
October	6,445	8,202
November	7,750	9,625
December	8,876	10,832
January	10,301	
February	11,688	
March	13,756	
April	14,432	
May	14,439	
June	14,441	

### QUALITY

	Quantity	Base Number	Contract	LHB	Wales
% of FP17s for the same patient ID Re-attending within 3 months - Children	84	1,031	8.1%	8.1%	11.0%
% of FP17s for the same patient ID Re-attending within 3 months - Adults	765	4,954	15.4%	12.7%	16.1%
% of FP17s for the same patient ID Re-attending between 3 & 9 months - Children	538	1,031	52.2%	55.4%	58.9%
% of FP17s for the same patient ID Re-attending between 3 & 9 months - Adults	2,445	4,954	49.4%	52.1%	55.2%
% of FP17s for Band 1 Urgent Courses	1,226	5,688	21.6%	8.5%	9.0%
% of FP17s Relating to Free Repair or Replacements	58	5,688	1.0%	0.6%	0.7%
% of FP17s Relating to Continuations	39	5,688	0.7%	0.9%	0.8%
% of Patients satisfied with the dentistry they have received	39	44	88.6%	91.8%	91.9%
% of Patients satisfied with the time they had to wait for an appointment	40	44	90.9%	87.2%	87.9%

\* This is based on patients treated on this contract for their most recent course of treatment. Figures in italics indicate the base number of FP17s or Patient Questionnaire responses are less than 100. N/A is shown where the base number of responses is less than 10 during the period. % is calculated as Quantity/Base number\*100

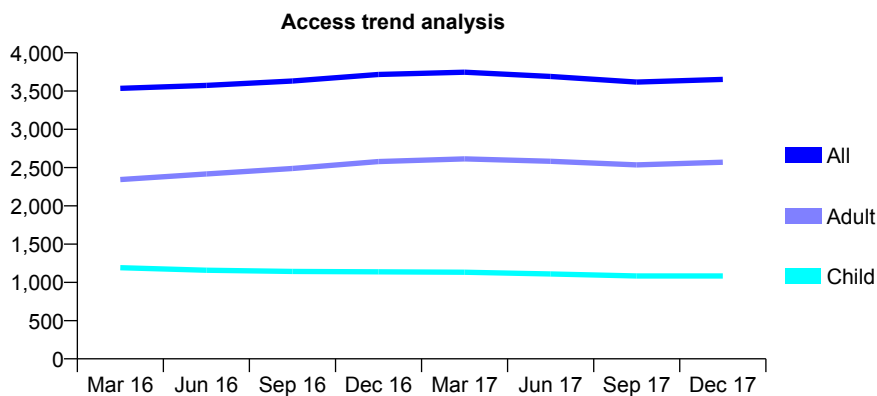
## 7A2 - Vital Signs At a Glance Contract Report for 573361/0001 - December 2017

Name or company name	MR D CLARKE
Contract type name	GDS Contract
Purpose of contract	General
Contract start date	01/04/2006
Contract end date	

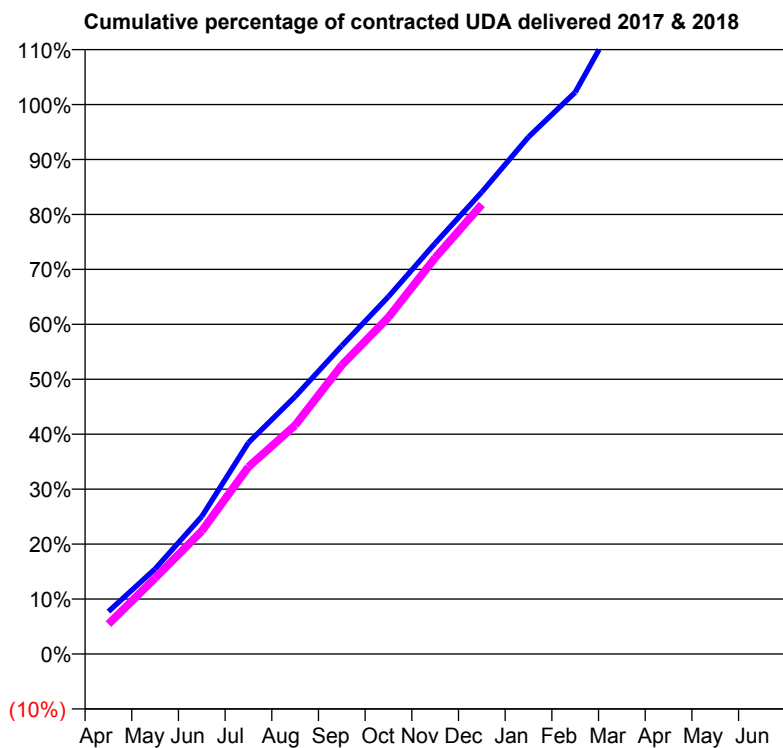
17/18 Contracted general activity (UDA)	9,242
Carry forward general activity (UDA)	-186
17/18 Contracted orthodontic activity (UOA)	0
Carry forward orthodontic activity (UOA)	0
Baseline contract value	£307,070.38

### ACCESS\*

Patients seen in 24 months	Total	Change since previous quarter
Quarter ending December 2016	3,716	
Quarter ending March 2017	3,746	→
Quarter ending June 2017	3,691	↓
Quarter ending September 2017	3,618	↓
Quarter ending December 2017	3,653	→
<b>Variance since December 2016</b>	<b>(1.7%)</b>	<b>↓</b>



### ACTIVITY



Month	Adjusted Scheduled Activity (UDA)	
	2017	2018
April	714	504
May	1,433	1,277
June	2,313	2,070
July	3,557	3,148
August	4,329	3,847
September	5,185	4,860
October	6,012	5,664
November	6,908	6,664
December	7,769	7,561
January	8,696	
February	9,447	
March	10,854	
April	11,255	
May	11,242	
June	11,248	

### QUALITY

	Quantity	Base Number	Contract	LHB	Wales
% of FP17s for the same patient ID Re-attending within 3 months - Children	43	1,155	3.7%	8.1%	11.0%
% of FP17s for the same patient ID Re-attending within 3 months - Adults	223	2,098	10.6%	12.7%	16.1%
% of FP17s for the same patient ID Re-attending between 3 & 9 months - Children	640	1,155	55.4%	55.4%	58.9%
% of FP17s for the same patient ID Re-attending between 3 & 9 months - Adults	883	2,098	42.1%	52.1%	55.2%
% of FP17s for Band 1 Urgent Courses	418	3,097	13.5%	8.5%	9.0%
% of FP17s Relating to Free Repair or Replacements	0	3,097	0.0%	0.6%	0.7%
% of FP17s Relating to Continuations	4	3,097	0.1%	0.9%	0.8%
% of Patients satisfied with the dentistry they have received	22	25	88.0%	91.8%	91.9%
% of Patients satisfied with the time they had to wait for an appointment	21	25	84.0%	87.2%	87.9%

\* This is based on patients treated on this contract for their most recent course of treatment. Figures in italics indicate the base number of FP17s or Patient Questionnaire responses are less than 100. N/A is shown where the base number of responses is less than 10 during the period. % is calculated as Quantity/Base number\*100

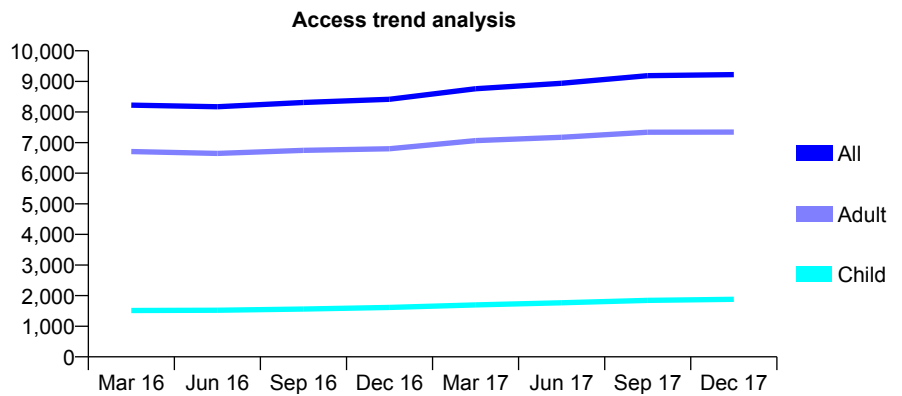
## 7A2 - Vital Signs At a Glance Contract Report for 648671/0001 - December 2017

Name or company name	MR AJ BEAZLEY
Contract type name	GDS Contract
Purpose of contract	General
Contract start date	01/04/2006
Contract end date	

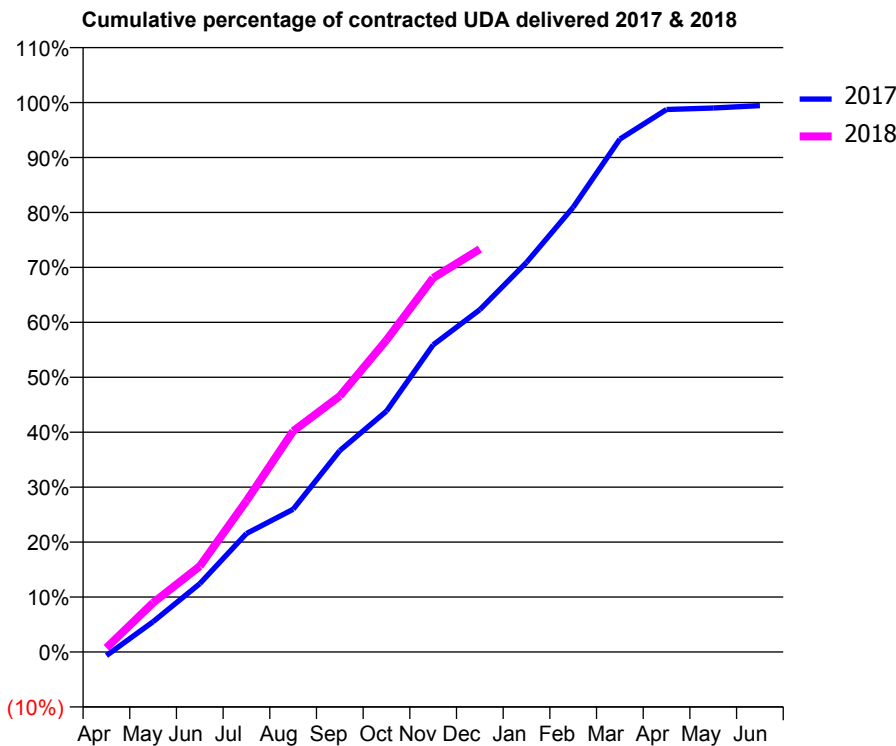
17/18 Contracted general activity (UDA)	24,813
Carry forward general activity (UDA)	143
17/18 Contracted orthodontic activity (UOA)	0
Carry forward orthodontic activity (UOA)	0
Baseline contract value	£803,897.33

### ACCESS\*

Patients seen in 24 months	Total	Change since previous quarter
Quarter ending December 2016	8,415	
Quarter ending March 2017	8,761	↑
Quarter ending June 2017	8,941	↑
Quarter ending September 2017	9,186	↑
Quarter ending December 2017	9,223	→
<b>Variance since December 2016</b>	<b>9.6%</b>	<b>↑</b>



### ACTIVITY



Month	Adjusted Scheduled Activity (UDA)	
	2017	2018
April	-165	189
May	1,367	2,223
June	3,087	3,872
July	5,353	6,824
August	6,445	9,972
September	9,093	11,557
October	10,880	14,086
November	13,869	16,893
December	15,462	18,195
January	17,592	
February	20,082	
March	23,162	
April	24,496	
May	24,564	
June	24,670	

### QUALITY

	Quantity	Base Number	Contract	LHB	Wales
% of FP17s for the same patient ID Re-attending within 3 months - Children	154	2,108	7.3%	8.1%	11.0%
% of FP17s for the same patient ID Re-attending within 3 months - Adults	956	7,393	12.9%	12.7%	16.1%
% of FP17s for the same patient ID Re-attending between 3 & 9 months - Children	1,110	2,108	52.7%	55.4%	58.9%
% of FP17s for the same patient ID Re-attending between 3 & 9 months - Adults	3,528	7,393	47.7%	52.1%	55.2%
% of FP17s for Band 1 Urgent Courses	591	8,897	6.6%	8.5%	9.0%
% of FP17s Relating to Free Repair or Replacements	104	8,897	1.2%	0.6%	0.7%
% of FP17s Relating to Continuations	49	8,897	0.6%	0.9%	0.8%
% of Patients satisfied with the dentistry they have received	52	54	96.3%	91.8%	91.9%
% of Patients satisfied with the time they had to wait for an appointment	51	54	94.4%	87.2%	87.9%

\* This is based on patients treated on this contract for their most recent course of treatment. Figures in italics indicate the base number of FP17s or Patient Questionnaire responses are less than 100. N/A is shown where the base number of responses is less than 10 during the period. % is calculated as Quantity/Base number\*100

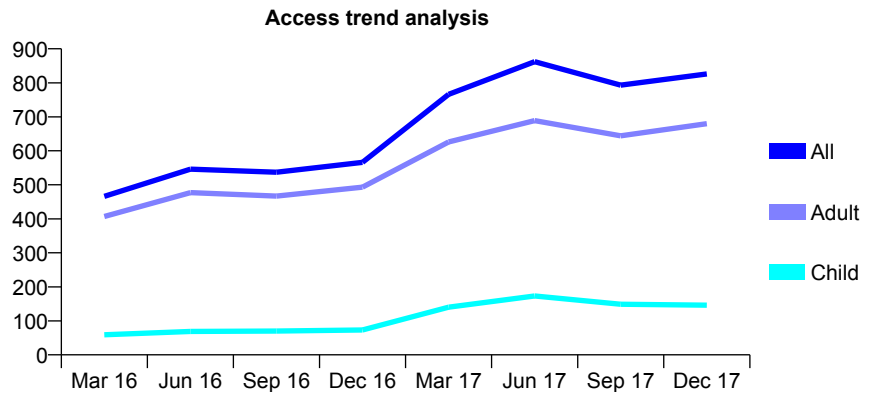
## 7A2 - Vital Signs At a Glance Contract Report for 648671/0005 - December 2017

Name or company name	MR AJ BEAZLEY
Contract type name	GDS Contract
Purpose of contract	General
Contract start date	01/05/2015
Contract end date	

17/18 Contracted general activity (UDA)	1,764
Carry forward general activity (UDA)	-14
17/18 Contracted orthodontic activity (UOA)	0
Carry forward orthodontic activity (UOA)	0
Baseline contract value	£58,666.45

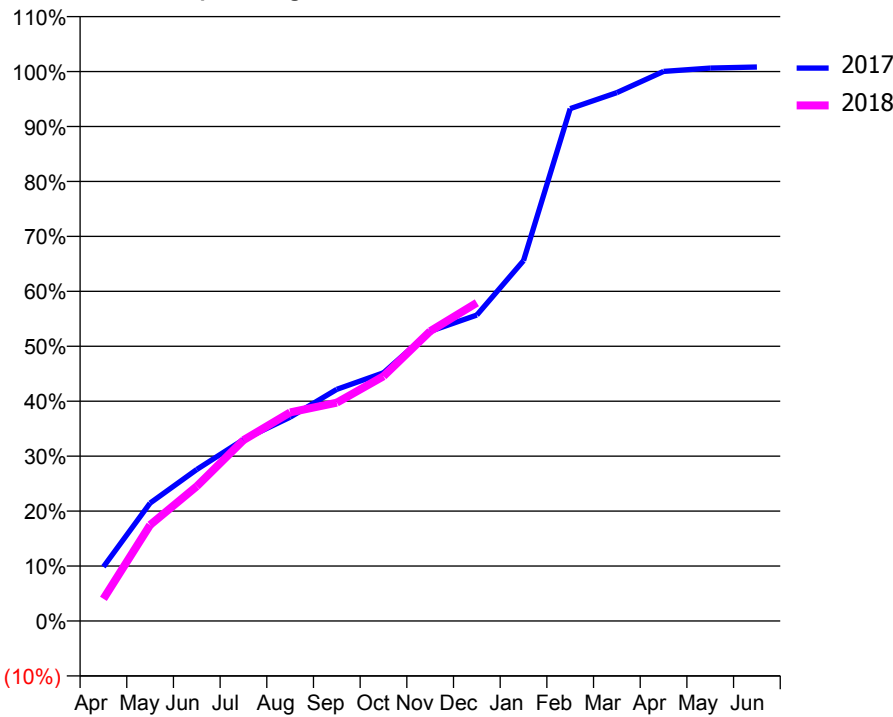
### ACCESS\*

Patients seen in 24 months	Total	Change since previous quarter
Quarter ending December 2016	566	
Quarter ending March 2017	766	↑
Quarter ending June 2017	862	↑
Quarter ending September 2017	793	↓
Quarter ending December 2017	826	↑
<b>Variance since December 2016</b>	<b>45.9%</b>	<b>↑</b>



### ACTIVITY

Cumulative percentage of contracted UDA delivered 2017 & 2018



Month	Adjusted Scheduled Activity (UDA)	
	2017	2018
April	174	71
May	379	308
June	487	433
July	582	581
August	654	670
September	744	701
October	797	786
November	930	931
December	982	1,022
January	1,157	
February	1,645	
March	1,696	
April	1,764	
May	1,775	
June	1,778	

### QUALITY

	Quantity	Base Number	Contract	LHB	Wales
% of FP17s for the same patient ID Re-attending within 3 months - Children	0	95	0.0%	8.1%	11.0%
% of FP17s for the same patient ID Re-attending within 3 months - Adults	24	469	5.1%	12.7%	16.1%
% of FP17s for the same patient ID Re-attending between 3 & 9 months - Children	3	95	3.2%	55.4%	58.9%
% of FP17s for the same patient ID Re-attending between 3 & 9 months - Adults	10	469	2.1%	52.1%	55.2%
% of FP17s for Band 1 Urgent Courses	318	537	59.2%	8.5%	9.0%
% of FP17s Relating to Free Repair or Replacements	0	537	0.0%	0.6%	0.7%
% of FP17s Relating to Continuations	0	537	0.0%	0.9%	0.8%
% of Patients satisfied with the dentistry they have received	2	2	N/A	91.8%	91.9%
% of Patients satisfied with the time they had to wait for an appointment	2	2	N/A	87.2%	87.9%

\* This is based on patients treated on this contract for their most recent course of treatment. Figures in italics indicate the base number of FP17s or Patient Questionnaire responses are less than 100. N/A is shown where the base number of responses is less than 10 during the period. % is calculated as Quantity/Base number\*100

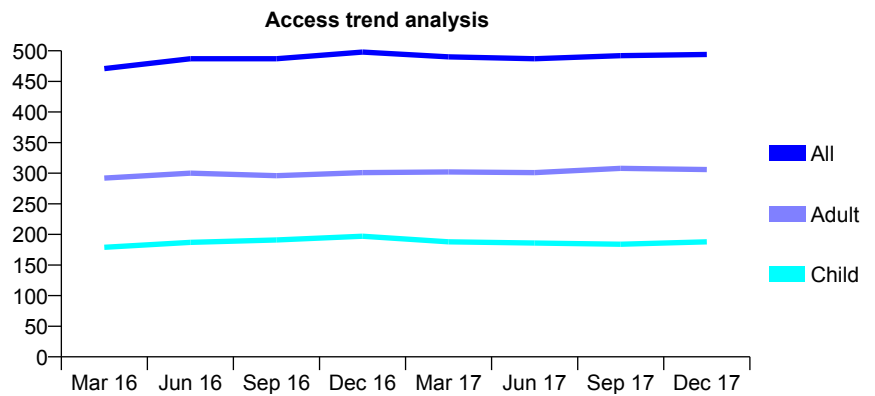
## 7A2 - Vital Signs At a Glance Contract Report for 722529/0001 - December 2017

Name or company name	MR G REES
Contract type name	GDS Contract
Purpose of contract	General
Contract start date	01/04/2006
Contract end date	

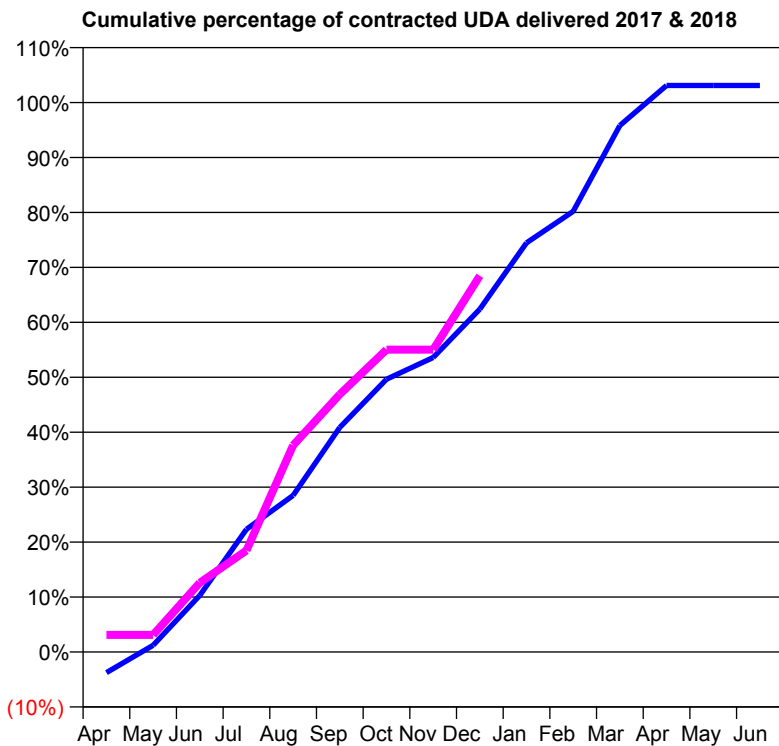
17/18 Contracted general activity (UDA)	1,057
Carry forward general activity (UDA)	-33
17/18 Contracted orthodontic activity (UOA)	0
Carry forward orthodontic activity (UOA)	0
Baseline contract value	£25,158.20

### ACCESS\*

Patients seen in 24 months	Total	Change since previous quarter
Quarter ending December 2016	498	
Quarter ending March 2017	490	↓
Quarter ending June 2017	487	→
Quarter ending September 2017	492	→
Quarter ending December 2017	494	→
<b>Variance since December 2016</b>	<b>(0.8%)</b>	→



### ACTIVITY



Month	Adjusted Scheduled Activity (UDA)	
	2017	2018
April	-40	33
May	13	33
June	109	133
July	236	195
August	301	398
September	432	496
October	525	582
November	567	582
December	660	724
January	787	
February	848	
March	1,013	
April	1,090	
May	1,090	
June	1,090	

### QUALITY

	Quantity	Base Number	Contract	LHB	Wales
% of FP17s for the same patient ID Re-attending within 3 months - Children	3	199	1.5%	8.1%	11.0%
% of FP17s for the same patient ID Re-attending within 3 months - Adults	12	234	5.1%	12.7%	16.1%
% of FP17s for the same patient ID Re-attending between 3 & 9 months - Children	98	199	49.2%	55.4%	58.9%
% of FP17s for the same patient ID Re-attending between 3 & 9 months - Adults	116	234	49.6%	52.1%	55.2%
% of FP17s for Band 1 Urgent Courses	3	398	0.8%	8.5%	9.0%
% of FP17s Relating to Free Repair or Replacements	0	398	0.0%	0.6%	0.7%
% of FP17s Relating to Continuations	1	398	0.3%	0.9%	0.8%
% of Patients satisfied with the dentistry they have received	0	0	N/A	91.8%	91.9%
% of Patients satisfied with the time they had to wait for an appointment	0	0	N/A	87.2%	87.9%

\* This is based on patients treated on this contract for their most recent course of treatment. Figures in italics indicate the base number of FP17s or Patient Questionnaire responses are less than 100. N/A is shown where the base number of responses is less than 10 during the period. % is calculated as Quantity/Base number\*100

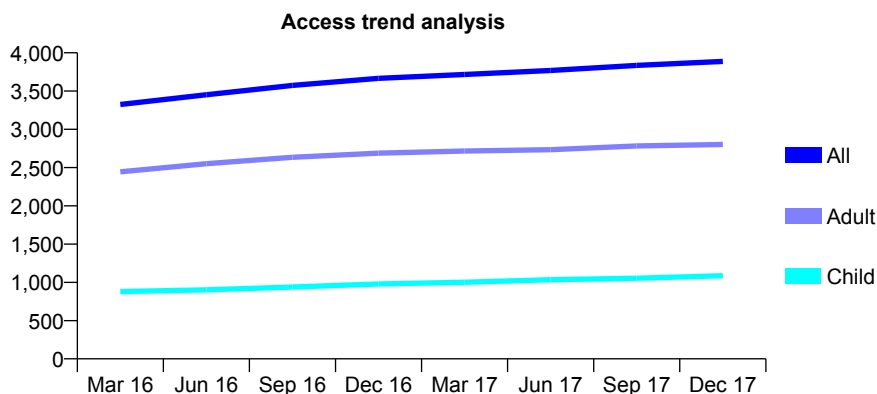
## 7A2 - Vital Signs At a Glance Contract Report for 819476/0001 - December 2017

Name or company name	MISS FL BEVAN
Contract type name	GDS Contract
Purpose of contract	General
Contract start date	01/04/2006
Contract end date	

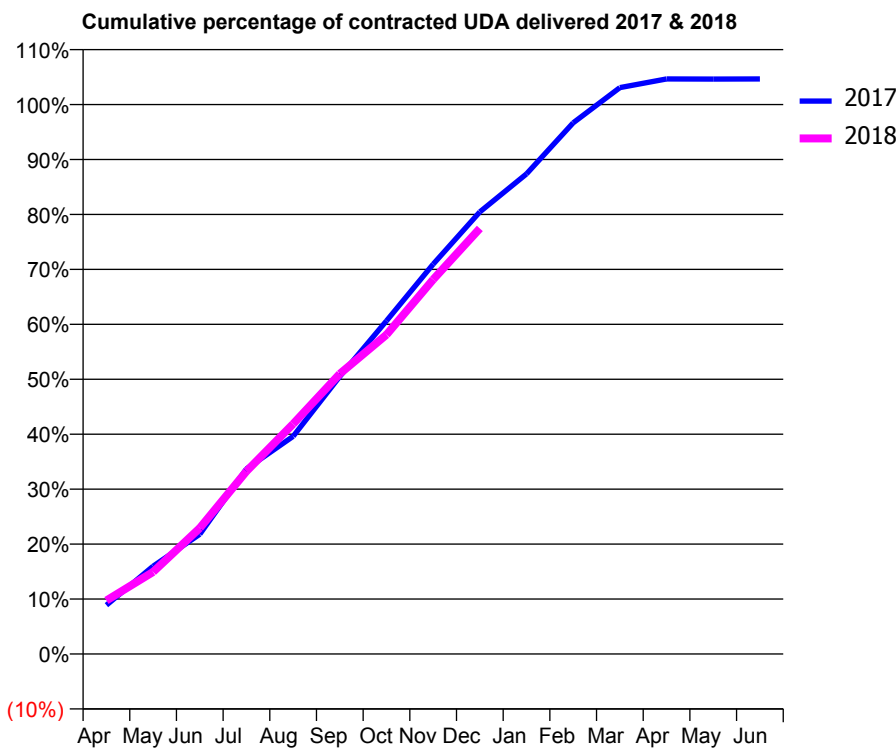
17/18 Contracted general activity (UDA)	8,043
Carry forward general activity (UDA)	-375
17/18 Contracted orthodontic activity (UOA)	0
Carry forward orthodontic activity (UOA)	0
Baseline contract value	£225,368.70

### ACCESS\*

Patients seen in 24 months	Total	Change since previous quarter
Quarter ending December 2016	3,667	
Quarter ending March 2017	3,717	→
Quarter ending June 2017	3,769	→
Quarter ending September 2017	3,836	→
Quarter ending December 2017	3,888	→
<b>Variance since December 2016</b>	<b>6.0%</b>	<b>↑</b>



### ACTIVITY



Month	Adjusted Scheduled Activity (UDA)	
	2017	2018
April	716	784
May	1,286	1,202
June	1,755	1,844
July	2,710	2,674
August	3,185	3,368
September	4,064	4,101
October	4,877	4,674
November	5,706	5,482
December	6,471	6,230
January	7,027	
February	7,775	
March	8,290	
April	8,417	
May	8,416	
June	8,418	

### QUALITY

	Quantity	Base Number	Contract	LHB	Wales
% of FP17s for the same patient ID Re-attending within 3 months - Children	19	955	2.0%	8.1%	11.0%
% of FP17s for the same patient ID Re-attending within 3 months - Adults	197	2,531	7.8%	12.7%	16.1%
% of FP17s for the same patient ID Re-attending between 3 & 9 months - Children	469	955	49.1%	55.4%	58.9%
% of FP17s for the same patient ID Re-attending between 3 & 9 months - Adults	1,412	2,531	55.8%	52.1%	55.2%
% of FP17s for Band 1 Urgent Courses	290	3,413	8.5%	8.5%	9.0%
% of FP17s Relating to Free Repair or Replacements	0	3,413	0.0%	0.6%	0.7%
% of FP17s Relating to Continuations	0	3,413	0.0%	0.9%	0.8%
% of Patients satisfied with the dentistry they have received	13	15	86.7%	91.8%	91.9%
% of Patients satisfied with the time they had to wait for an appointment	12	15	80.0%	87.2%	87.9%

\* This is based on patients treated on this contract for their most recent course of treatment. Figures in italics indicate the base number of FP17s or Patient Questionnaire responses are less than 100. N/A is shown where the base number of responses is less than 10 during the period. % is calculated as Quantity/Base number\*100

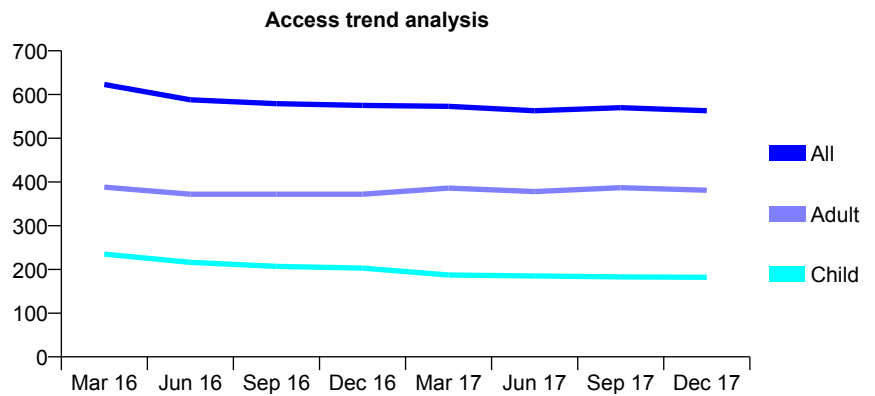
## 7A2 - Vital Signs At a Glance Contract Report for 819484/0001 - December 2017

Name or company name	MRS SP PHILLIPS
Contract type name	GDS Contract
Purpose of contract	General
Contract start date	01/04/2006
Contract end date	

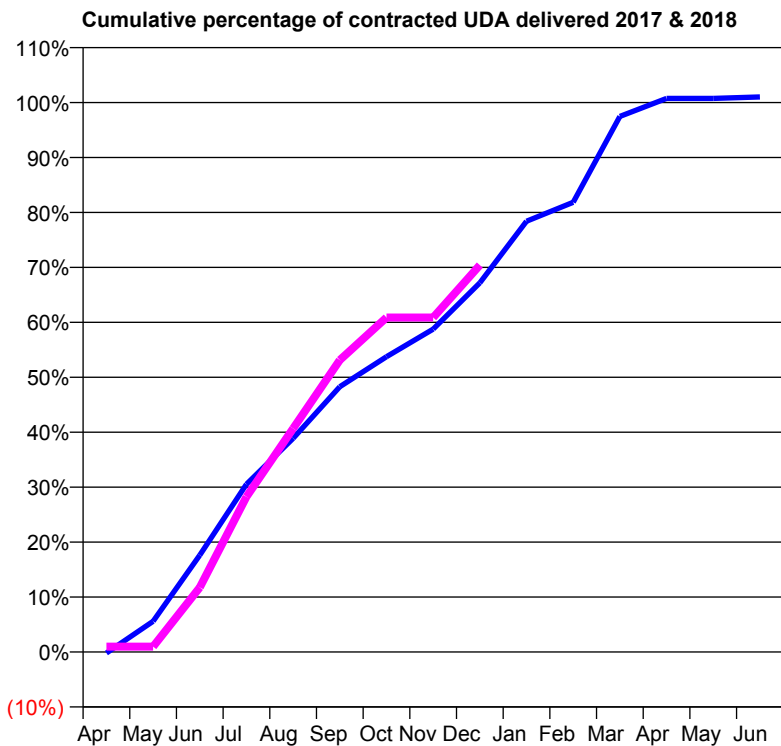
17/18 Contracted general activity (UDA)	1,414
Carry forward general activity (UDA)	-14
17/18 Contracted orthodontic activity (UOA)	0
Carry forward orthodontic activity (UOA)	0
Baseline contract value	£32,977.90

### ACCESS\*

Patients seen in 24 months	Total	Change since previous quarter
Quarter ending December 2016	575	
Quarter ending March 2017	573	→
Quarter ending June 2017	563	↓
Quarter ending September 2017	570	→
Quarter ending December 2017	563	↓
<b>Variance since December 2016</b>	<b>(2.1%)</b>	<b>↓</b>



### ACTIVITY



Month	Adjusted Scheduled Activity (UDA)	
	2017	2018
April	-3	14
May	79	14
June	249	166
July	432	400
August	550	575
September	683	751
October	760	861
November	831	861
December	950	996
January	1,109	
February	1,157	
March	1,378	
April	1,424	
May	1,424	
June	1,428	

### QUALITY

	Quantity	Base Number	Contract	LHB	Wales
% of FP17s for the same patient ID Re-attending within 3 months - Children	10	227	4.4%	8.1%	11.0%
% of FP17s for the same patient ID Re-attending within 3 months - Adults	58	410	14.1%	12.7%	16.1%
% of FP17s for the same patient ID Re-attending between 3 & 9 months - Children	147	227	64.8%	55.4%	58.9%
% of FP17s for the same patient ID Re-attending between 3 & 9 months - Adults	238	410	58.0%	52.1%	55.2%
% of FP17s for Band 1 Urgent Courses	58	612	9.5%	8.5%	9.0%
% of FP17s Relating to Free Repair or Replacements	0	612	0.0%	0.6%	0.7%
% of FP17s Relating to Continuations	0	612	0.0%	0.9%	0.8%
% of Patients satisfied with the dentistry they have received	4	4	N/A	91.8%	91.9%
% of Patients satisfied with the time they had to wait for an appointment	4	4	N/A	87.2%	87.9%

\* This is based on patients treated on this contract for their most recent course of treatment. Figures in italics indicate the base number of FP17s or Patient Questionnaire responses are less than 100. N/A is shown where the base number of responses is less than 10 during the period. % is calculated as Quantity/Base number\*100



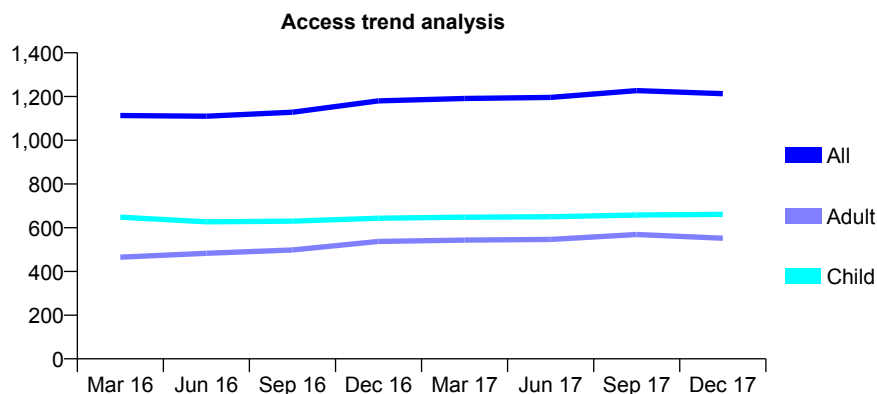
## 7A2 - Vital Signs At a Glance Contract Report for 825190/0001 - December 2017

Name or company name	MR NS WATTS
Contract type name	GDS Contract
Purpose of contract	General
Contract start date	01/04/2006
Contract end date	

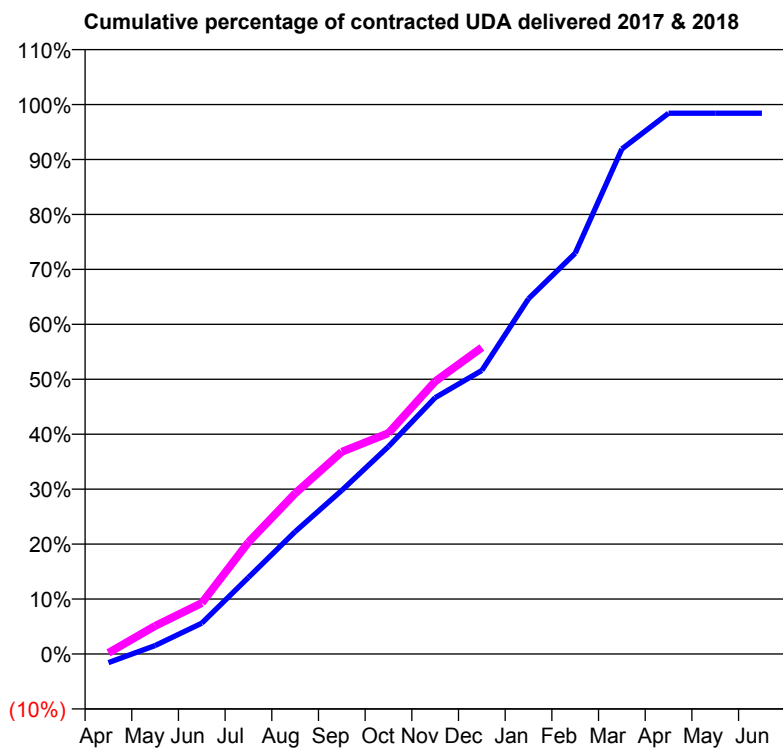
17/18 Contracted general activity (UDA)	2,473
Carry forward general activity (UDA)	39
17/18 Contracted orthodontic activity (UOA)	0
Carry forward orthodontic activity (UOA)	0
Baseline contract value	£70,541.19

### ACCESS\*

Patients seen in 24 months	Total	Change since previous quarter
Quarter ending December 2016	1,180	
Quarter ending March 2017	1,191	→
Quarter ending June 2017	1,196	→
Quarter ending September 2017	1,227	↑
Quarter ending December 2017	1,213	↓
<b>Variance since December 2016</b>	<b>2.8%</b>	<b>↑</b>



### ACTIVITY



Month	Adjusted Scheduled Activity (UDA)	
	2017	2018
April	-39	5
May	38	126
June	139	229
July	345	503
August	550	723
September	736	910
October	934	994
November	1,154	1,227
December	1,276	1,379
January	1,599	
February	1,804	
March	2,273	
April	2,434	
May	2,434	
June	2,434	

### QUALITY

	Quantity	Base Number	Contract	LHB	Wales
% of FP17s for the same patient ID Re-attending within 3 months - Children	66	667	9.9%	8.1%	11.0%
% of FP17s for the same patient ID Re-attending within 3 months - Adults	40	336	11.9%	12.7%	16.1%
% of FP17s for the same patient ID Re-attending between 3 & 9 months - Children	372	667	55.8%	55.4%	58.9%
% of FP17s for the same patient ID Re-attending between 3 & 9 months - Adults	130	336	38.7%	52.1%	55.2%
% of FP17s for Band 1 Urgent Courses	111	907	12.2%	8.5%	9.0%
% of FP17s Relating to Free Repair or Replacements	0	907	0.0%	0.6%	0.7%
% of FP17s Relating to Continuations	0	907	0.0%	0.9%	0.8%
% of Patients satisfied with the dentistry they have received	2	2	N/A	91.8%	91.9%
% of Patients satisfied with the time they had to wait for an appointment	2	2	N/A	87.2%	87.9%

\* This is based on patients treated on this contract for their most recent course of treatment. Figures in italics indicate the base number of FP17s or Patient Questionnaire responses are less than 100. N/A is shown where the base number of responses is less than 10 during the period. % is calculated as Quantity/Base number\*100

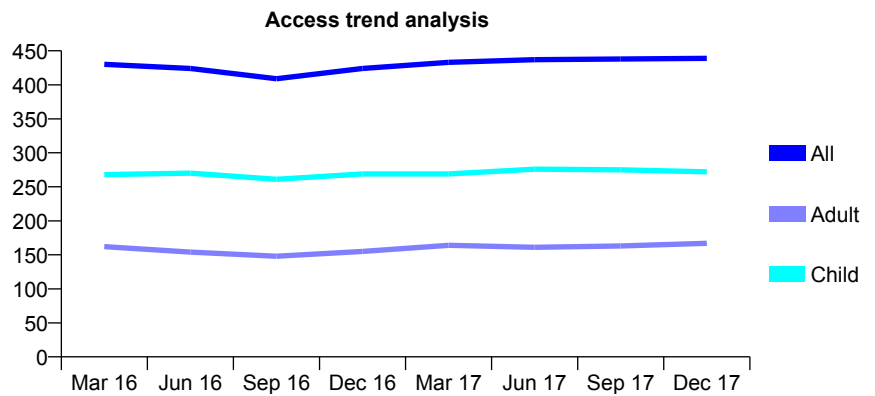
## 7A2 - Vital Signs At a Glance Contract Report for 846864/0001 - December 2017

Name or company name	MR AJ BHATTACHERJEE
Contract type name	GDS Contract
Purpose of contract	General
Contract start date	01/04/2006
Contract end date	

17/18 Contracted general activity (UDA)	1,100
Carry forward general activity (UDA)	17
17/18 Contracted orthodontic activity (UOA)	0
Carry forward orthodontic activity (UOA)	0
Baseline contract value	£26,856.32

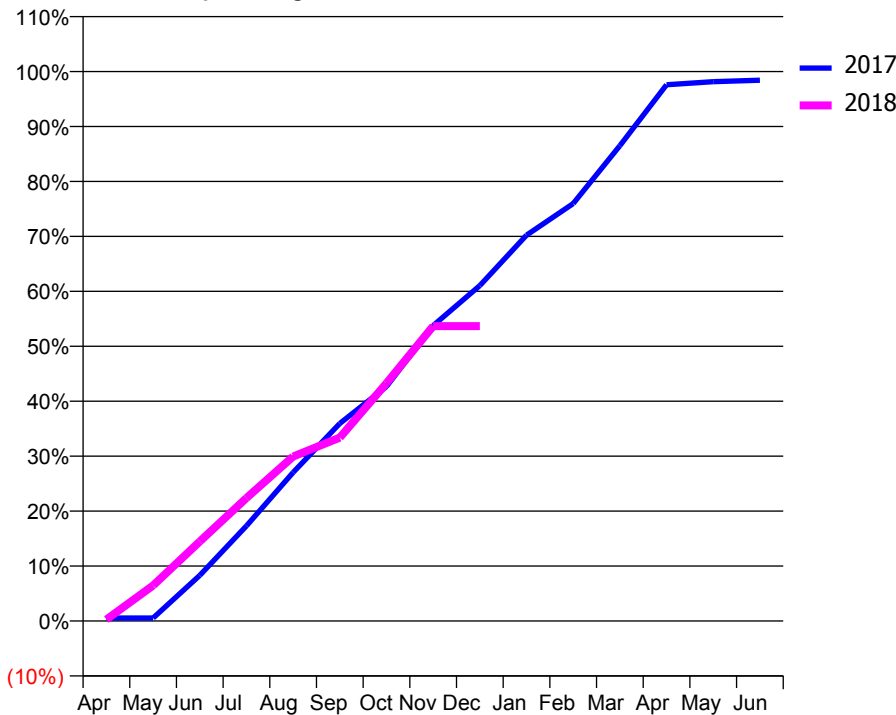
### ACCESS\*

Patients seen in 24 months	Total	Change since previous quarter
Quarter ending December 2016	424	
Quarter ending March 2017	433	↑
Quarter ending June 2017	437	→
Quarter ending September 2017	438	→
Quarter ending December 2017	439	→
<b>Variance since December 2016</b>	<b>3.5%</b>	<b>↑</b>



### ACTIVITY

Cumulative percentage of contracted UDA delivered 2017 & 2018



Month	Adjusted Scheduled Activity (UDA)	
	2017	2018
April	6	3
May	6	71
June	91	159
July	190	246
August	297	329
September	395	367
October	469	476
November	591	590
December	671	590
January	772	
February	836	
March	952	
April	1,074	
May	1,080	
June	1,083	

### QUALITY

	Quantity	Base Number	Contract	LHB	Wales
% of FP17s for the same patient ID Re-attending within 3 months - Children	6	282	2.1%	8.1%	11.0%
% of FP17s for the same patient ID Re-attending within 3 months - Adults	12	160	7.5%	12.7%	16.1%
% of FP17s for the same patient ID Re-attending between 3 & 9 months - Children	171	282	60.6%	55.4%	58.9%
% of FP17s for the same patient ID Re-attending between 3 & 9 months - Adults	92	160	57.5%	52.1%	55.2%
% of FP17s for Band 1 Urgent Courses	2	379	0.5%	8.5%	9.0%
% of FP17s Relating to Free Repair or Replacements	0	379	0.0%	0.6%	0.7%
% of FP17s Relating to Continuations	6	379	1.6%	0.9%	0.8%
% of Patients satisfied with the dentistry they have received	9	10	90.0%	91.8%	91.9%
% of Patients satisfied with the time they had to wait for an appointment	9	10	90.0%	87.2%	87.9%

\* This is based on patients treated on this contract for their most recent course of treatment. Figures in italics indicate the base number of FP17s or Patient Questionnaire responses are less than 100. N/A is shown where the base number of responses is less than 10 during the period. % is calculated as Quantity/Base number\*100

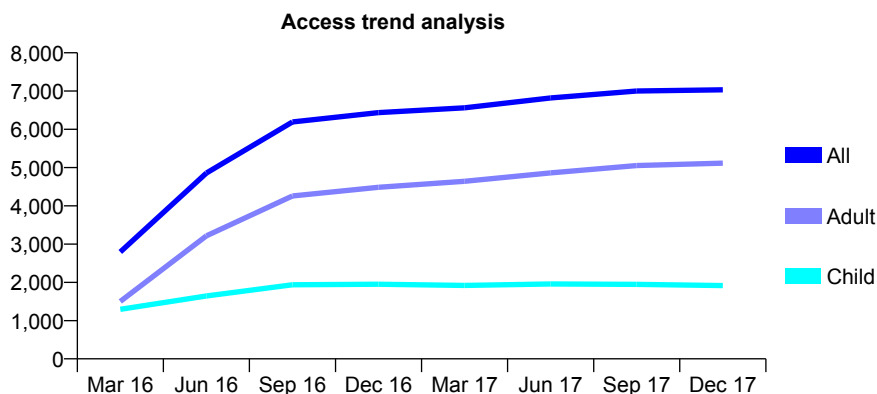
## 7A2 - Vital Signs At a Glance Contract Report for 852546/0001 - December 2017

Name or company name	MR P LEGHAEI
Contract type name	GDS Contract
Purpose of contract	General
Contract start date	01/04/2006
Contract end date	

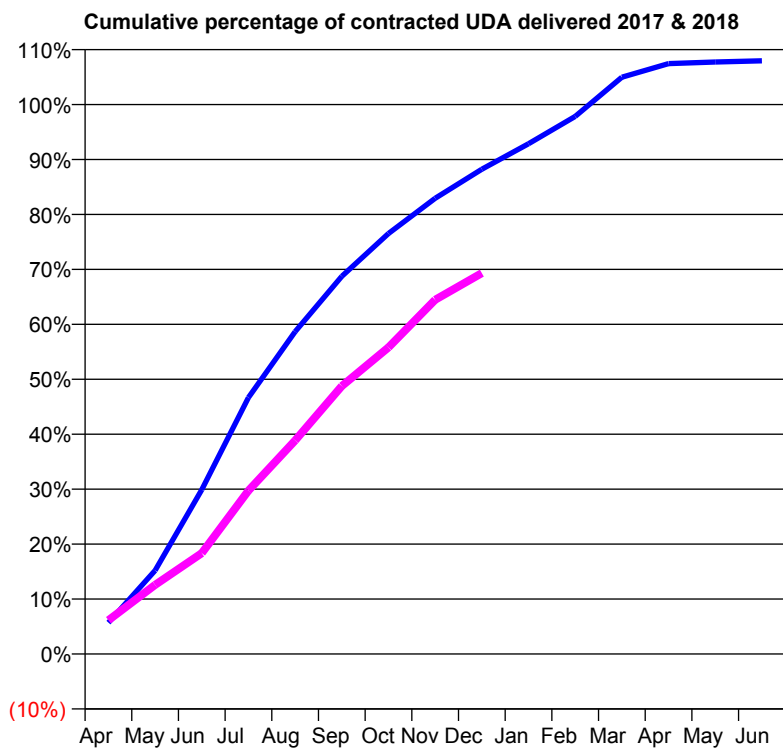
17/18 Contracted general activity (UDA)	15,116
Carry forward general activity (UDA)	-442
17/18 Contracted orthodontic activity (UOA)	0
Carry forward orthodontic activity (UOA)	0
Baseline contract value	£377,681.32

### ACCESS\*

Patients seen in 24 months	Total	Change since previous quarter
Quarter ending December 2016	6,435	
Quarter ending March 2017	6,562	→
Quarter ending June 2017	6,820	↑
Quarter ending September 2017	7,000	↑
Quarter ending December 2017	7,031	→
<b>Variance since December 2016</b>	<b>9.3%</b>	<b>↑</b>



### ACTIVITY



Month	Adjusted Scheduled Activity (UDA)	
	2017	2018
April	864	930
May	2,299	1,901
June	4,522	2,774
July	7,056	4,495
August	8,869	5,875
September	10,391	7,371
October	11,567	8,435
November	12,537	9,744
December	13,335	10,479
January	14,035	
February	14,790	
March	15,867	
April	16,241	
May	16,285	
June	16,316	

### QUALITY

	Quantity	Base Number	Contract	LHB	Wales
% of FP17s for the same patient ID Re-attending within 3 months - Children	60	1,629	3.7%	8.1%	11.0%
% of FP17s for the same patient ID Re-attending within 3 months - Adults	403	3,939	10.2%	12.7%	16.1%
% of FP17s for the same patient ID Re-attending between 3 & 9 months - Children	480	1,629	29.5%	55.4%	58.9%
% of FP17s for the same patient ID Re-attending between 3 & 9 months - Adults	845	3,939	21.5%	52.1%	55.2%
% of FP17s for Band 1 Urgent Courses	864	5,388	16.0%	8.5%	9.0%
% of FP17s Relating to Free Repair or Replacements	33	5,388	0.6%	0.6%	0.7%
% of FP17s Relating to Continuations	34	5,388	0.6%	0.9%	0.8%
% of Patients satisfied with the dentistry they have received	40	43	93.0%	91.8%	91.9%
% of Patients satisfied with the time they had to wait for an appointment	34	43	79.1%	87.2%	87.9%

\* This is based on patients treated on this contract for their most recent course of treatment. Figures in italics indicate the base number of FP17s or Patient Questionnaire responses are less than 100. N/A is shown where the base number of responses is less than 10 during the period. % is calculated as Quantity/Base number\*100

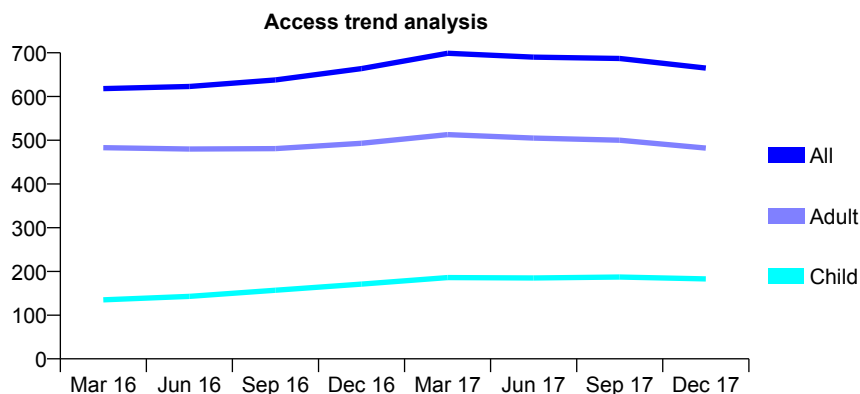
## 7A2 - Vital Signs At a Glance Contract Report for 857882/0001 - December 2017

Name or company name	MISS DB MOTHIBI
Contract type name	GDS Contract
Purpose of contract	General
Contract start date	28/01/2009
Contract end date	

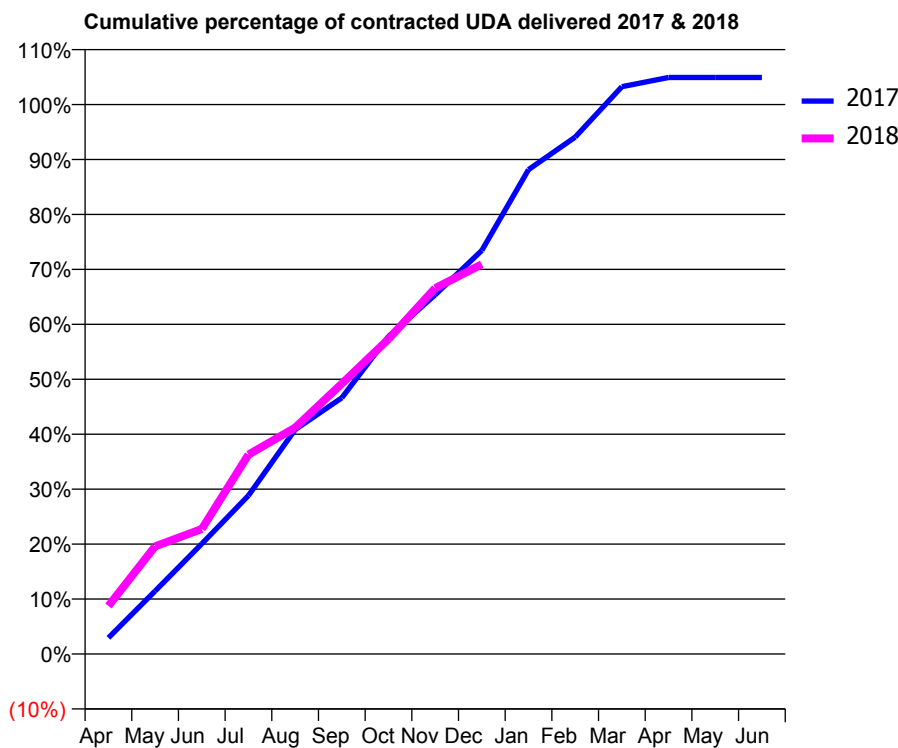
17/18 Contracted general activity (UDA)	1,526
Carry forward general activity (UDA)	-75
17/18 Contracted orthodontic activity (UOA)	0
Carry forward orthodontic activity (UOA)	0
Baseline contract value	£42,754.15

### ACCESS\*

Patients seen in 24 months	Total	Change since previous quarter
Quarter ending December 2016	664	
Quarter ending March 2017	699	↑
Quarter ending June 2017	690	↓
Quarter ending September 2017	687	→
Quarter ending December 2017	665	↓
<b>Variance since December 2016</b>	<b>0.2%</b>	<b>→</b>



### ACTIVITY



Month	Adjusted Scheduled Activity (UDA)	
	2017	2018
April	45	133
May	175	299
June	306	347
July	440	554
August	623	629
September	711	751
October	882	874
November	997	1,016
December	1,121	1,082
January	1,345	
February	1,436	
March	1,575	
April	1,601	
May	1,601	
June	1,601	

### QUALITY

	Quantity	Base Number	Contract	LHB	Wales
% of FP17s for the same patient ID Re-attending within 3 months - Children	10	156	6.4%	8.1%	11.0%
% of FP17s for the same patient ID Re-attending within 3 months - Adults	52	411	12.7%	12.7%	16.1%
% of FP17s for the same patient ID Re-attending between 3 & 9 months - Children	70	156	44.9%	55.4%	58.9%
% of FP17s for the same patient ID Re-attending between 3 & 9 months - Adults	165	411	40.1%	52.1%	55.2%
% of FP17s for Band 1 Urgent Courses	113	547	20.7%	8.5%	9.0%
% of FP17s Relating to Free Repair or Replacements	5	547	0.9%	0.6%	0.7%
% of FP17s Relating to Continuations	7	547	1.3%	0.9%	0.8%
% of Patients satisfied with the dentistry they have received	4	7	N/A	91.8%	91.9%
% of Patients satisfied with the time they had to wait for an appointment	5	7	N/A	87.2%	87.9%

\* This is based on patients treated on this contract for their most recent course of treatment. Figures in italics indicate the base number of FP17s or Patient Questionnaire responses are less than 100. N/A is shown where the base number of responses is less than 10 during the period. % is calculated as Quantity/Base number\*100

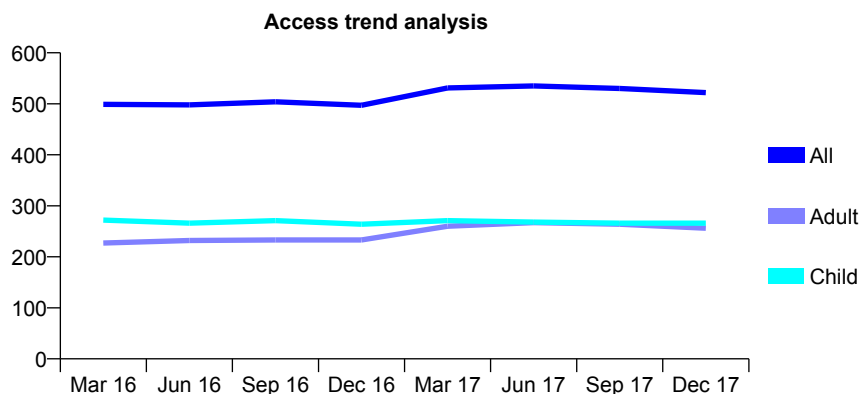
## 7A2 - Vital Signs At a Glance Contract Report for 905488/0001 - December 2017

Name or company name	MR DM REES
Contract type name	GDS Contract
Purpose of contract	General
Contract start date	01/04/2006
Contract end date	

17/18 Contracted general activity (UDA)	1,032
Carry forward general activity (UDA)	15
17/18 Contracted orthodontic activity (UOA)	0
Carry forward orthodontic activity (UOA)	0
Baseline contract value	£28,913.97

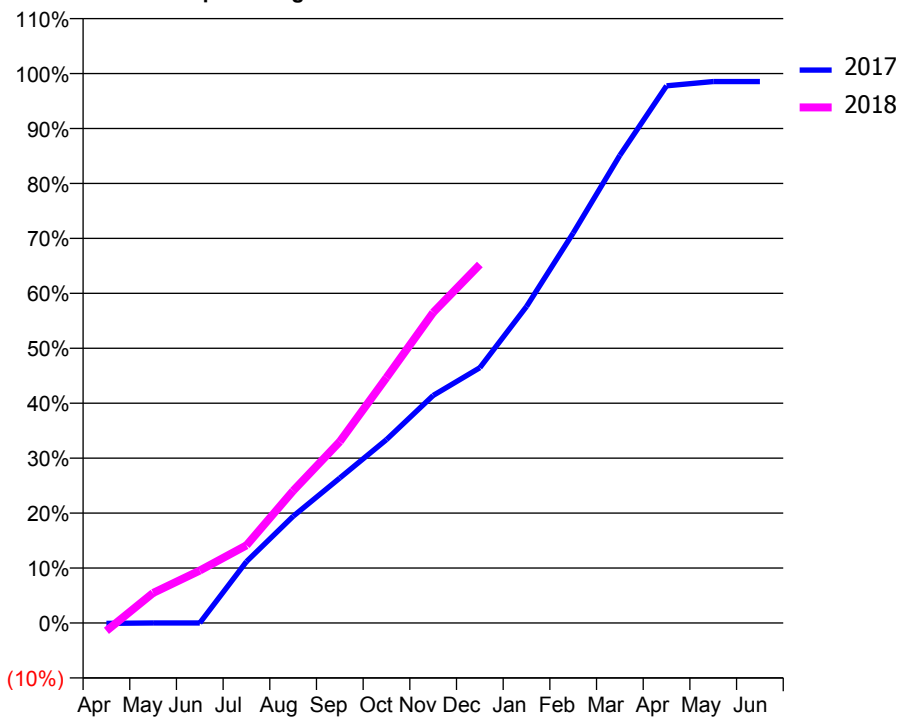
### ACCESS\*

Patients seen in 24 months	Total	Change since previous quarter
Quarter ending December 2016	497	
Quarter ending March 2017	531	↑
Quarter ending June 2017	535	→
Quarter ending September 2017	530	→
Quarter ending December 2017	522	↓
<b>Variance since December 2016</b>	<b>5.0%</b>	<b>↑</b>



### ACTIVITY

Cumulative percentage of contracted UDA delivered 2017 & 2018



Month	Adjusted Scheduled Activity (UDA)	
	2017	2018
April	-1	-15
May	0	56
June	0	99
July	115	146
August	200	248
September	272	341
October	344	461
November	427	583
December	479	673
January	594	
February	732	
March	878	
April	1,009	
May	1,017	
June	1,017	

### QUALITY

	Quantity	Base Number	Contract	LHB	Wales
% of FP17s for the same patient ID Re-attending within 3 months - Children	9	270	3.3%	8.1%	11.0%
% of FP17s for the same patient ID Re-attending within 3 months - Adults	19	192	9.9%	12.7%	16.1%
% of FP17s for the same patient ID Re-attending between 3 & 9 months - Children	182	270	67.4%	55.4%	58.9%
% of FP17s for the same patient ID Re-attending between 3 & 9 months - Adults	87	192	45.3%	52.1%	55.2%
% of FP17s for Band 1 Urgent Courses	10	391	2.6%	8.5%	9.0%
% of FP17s Relating to Free Repair or Replacements	0	391	0.0%	0.6%	0.7%
% of FP17s Relating to Continuations	0	391	0.0%	0.9%	0.8%
% of Patients satisfied with the dentistry they have received	7	7	N/A	91.8%	91.9%
% of Patients satisfied with the time they had to wait for an appointment	7	7	N/A	87.2%	87.9%

\* This is based on patients treated on this contract for their most recent course of treatment. Figures in italics indicate the base number of FP17s or Patient Questionnaire responses are less than 100. N/A is shown where the base number of responses is less than 10 during the period. % is calculated as Quantity/Base number\*100

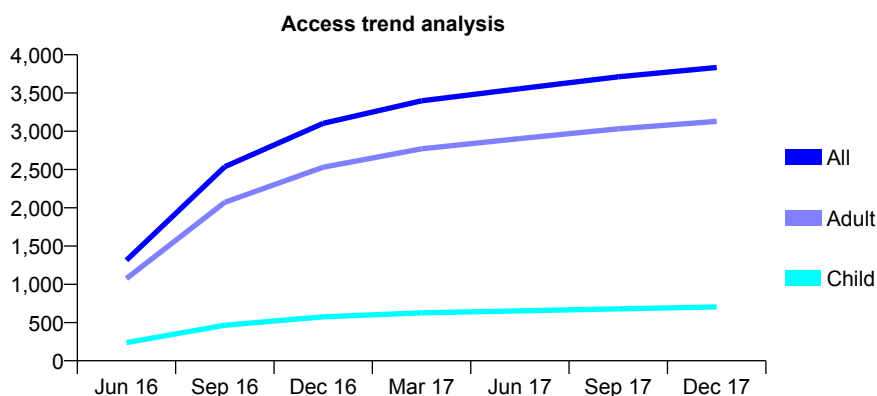
## 7A3 - Vital Signs At a Glance Contract Report for 100119/0000 - December 2017

Name or company name	Andrew Williams
Contract type name	GDS Contract
Purpose of contract	General
Contract start date	07/04/2016
Contract end date	

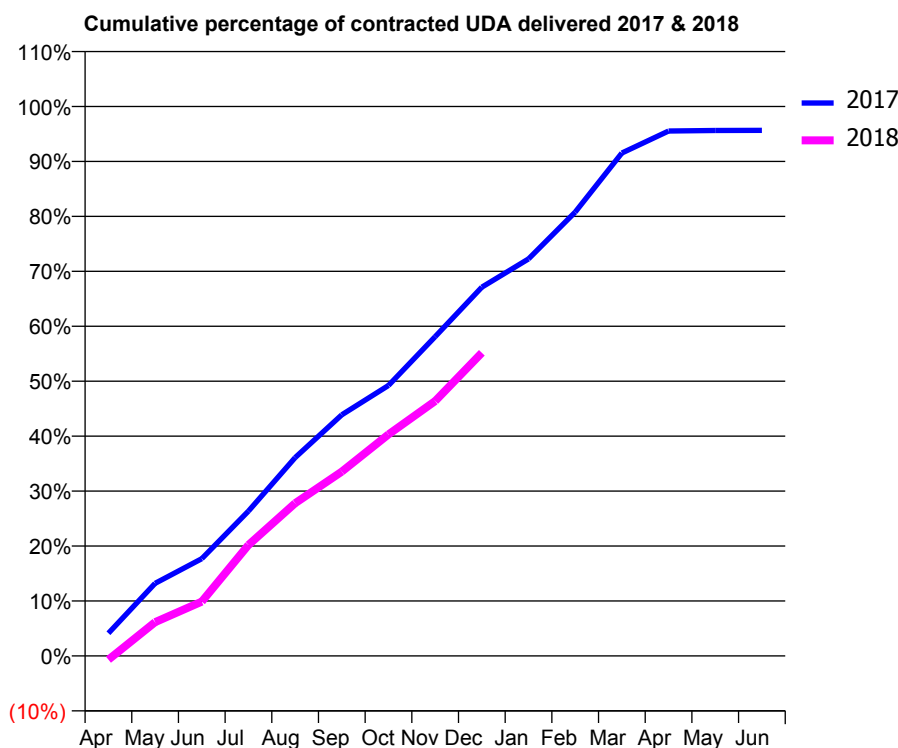
17/18 Contracted general activity (UDA)	12,135
Carry forward general activity (UDA)	520
17/18 Contracted orthodontic activity (UOA)	0
Carry forward orthodontic activity (UOA)	0
Baseline contract value	£270,973.64

### ACCESS\*

Patients seen in 24 months	Total	Change since previous quarter
Quarter ending December 2016	3,104	
Quarter ending March 2017	3,397	↑
Quarter ending June 2017	3,556	↑
Quarter ending September 2017	3,711	↑
Quarter ending December 2017	3,834	↑
<b>Variance since December 2016</b>	<b>23.5%</b>	<b>↑</b>



### ACTIVITY



Month	Adjusted Scheduled Activity (UDA)	
	2017	2018
April	494	-84
May	1,577	747
June	2,114	1,201
July	3,147	2,452
August	4,306	3,374
September	5,236	4,072
October	5,875	4,892
November	6,935	5,629
December	8,008	6,695
January	8,623	
February	9,639	
March	10,922	
April	11,398	
May	11,412	
June	11,413	

### QUALITY

	Quantity	Base Number	Contract	LHB	Wales
% of FP17s for the same patient ID Re-attending within 3 months - Children	34	744	4.6%	9.6%	11.0%
% of FP17s for the same patient ID Re-attending within 3 months - Adults	379	3,556	10.7%	14.4%	16.1%
% of FP17s for the same patient ID Re-attending between 3 & 9 months - Children	453	744	60.9%	54.4%	58.9%
% of FP17s for the same patient ID Re-attending between 3 & 9 months - Adults	2,259	3,556	63.5%	51.5%	55.2%
% of FP17s for Band 1 Urgent Courses	211	4,058	5.2%	9.2%	9.0%
% of FP17s Relating to Free Repair or Replacements	29	4,058	0.7%	0.8%	0.7%
% of FP17s Relating to Continuations	37	4,058	0.9%	0.7%	0.8%
% of Patients satisfied with the dentistry they have received	10	10	100.0%	93.3%	91.9%
% of Patients satisfied with the time they had to wait for an appointment	9	10	90.0%	89.3%	87.9%

\* This is based on patients treated on this contract for their most recent course of treatment. Figures in italics indicate the base number of FP17s or Patient Questionnaire responses are less than 100. N/A is shown where the base number of responses is less than 10 during the period. % is calculated as Quantity/Base number\*100

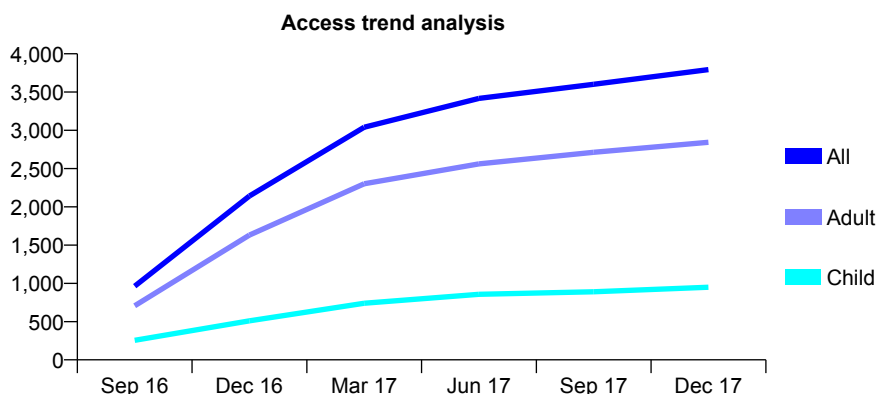
## 7A3 - Vital Signs At a Glance Contract Report for 100189/0000 - December 2017

Name or company name	Townhill Dental Surgery
Contract type name	GDS Contract
Purpose of contract	General
Contract start date	24/05/2016
Contract end date	

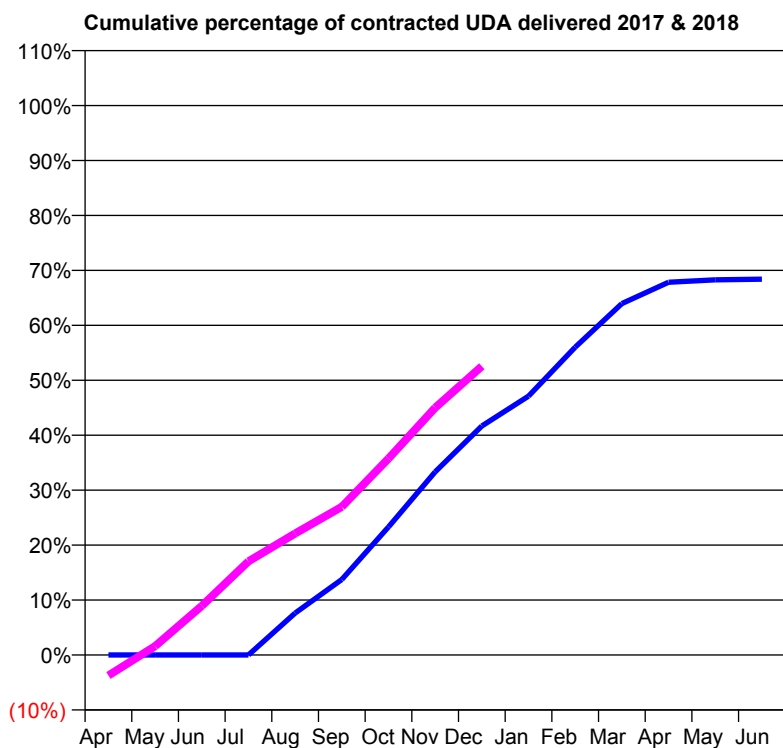
17/18 Contracted general activity (UDA)	14,100
Carry forward general activity (UDA)	645
17/18 Contracted orthodontic activity (UOA)	0
Carry forward orthodontic activity (UOA)	0
Baseline contract value	£350,624.20

### ACCESS\*

Patients seen in 24 months	Total	Change since previous quarter
Quarter ending December 2016	2,141	
Quarter ending March 2017	3,041	↑
Quarter ending June 2017	3,417	↑
Quarter ending September 2017	3,602	↑
Quarter ending December 2017	3,793	↑
<b>Variance since December 2016</b>	<b>77.2%</b>	<b>↑</b>



### ACTIVITY



Month	Adjusted Scheduled Activity (UDA)	
	2017	2018
April	0	-528
May	0	227
June	0	1,260
July	0	2,403
August	919	3,117
September	1,657	3,803
October	2,808	5,041
November	4,017	6,344
December	5,024	7,410
January	5,679	
February	6,753	
March	7,709	
April	8,178	
May	8,229	
June	8,244	

### QUALITY

	Quantity	Base Number	Contract	LHB	Wales
% of FP17s for the same patient ID Re-attending within 3 months - Children	114	1,082	10.5%	9.6%	11.0%
% of FP17s for the same patient ID Re-attending within 3 months - Adults	635	3,512	18.1%	14.4%	16.1%
% of FP17s for the same patient ID Re-attending between 3 & 9 months - Children	447	1,082	41.3%	54.4%	58.9%
% of FP17s for the same patient ID Re-attending between 3 & 9 months - Adults	1,786	3,512	50.9%	51.5%	55.2%
% of FP17s for Band 1 Urgent Courses	520	4,300	12.1%	9.2%	9.0%
% of FP17s Relating to Free Repair or Replacements	51	4,300	1.2%	0.8%	0.7%
% of FP17s Relating to Continuations	25	4,300	0.6%	0.7%	0.8%
% of Patients satisfied with the dentistry they have received	12	14	85.7%	93.3%	91.9%
% of Patients satisfied with the time they had to wait for an appointment	10	14	71.4%	89.3%	87.9%

\* This is based on patients treated on this contract for their most recent course of treatment. Figures in italics indicate the base number of FP17s or Patient Questionnaire responses are less than 100. N/A is shown where the base number of responses is less than 10 during the period. % is calculated as Quantity/Base number\*100

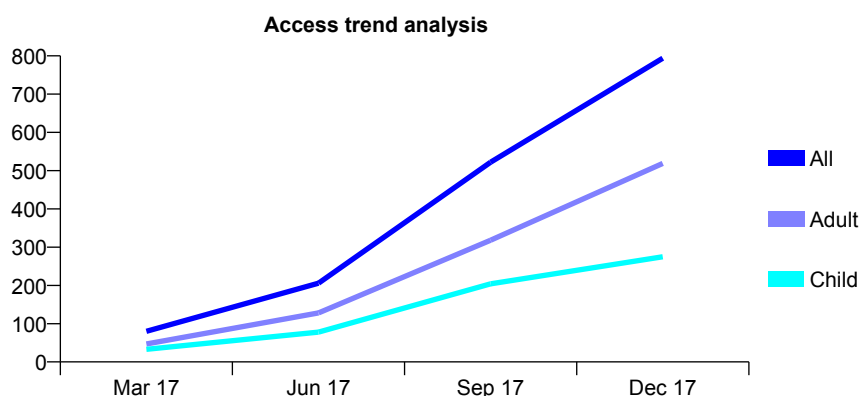
## 7A3 - Vital Signs At a Glance Contract Report for 100279/0000 - December 2017

Name or company name	Cymmer Dental Practice
Contract type name	GDS Contract
Purpose of contract	General
Contract start date	31/01/2017
Contract end date	

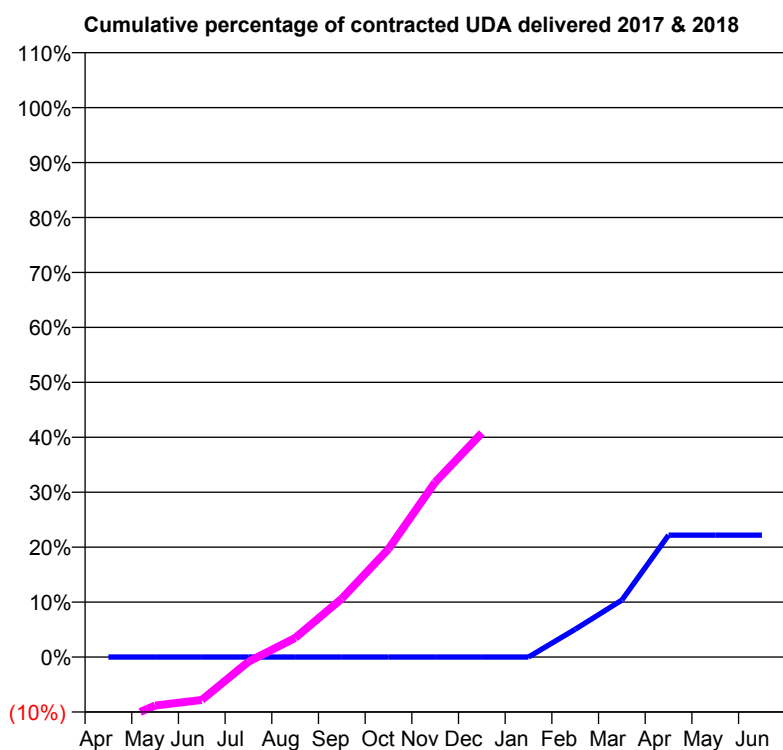
17/18 Contracted general activity (UDA)	4,000
Carry forward general activity (UDA)	527
17/18 Contracted orthodontic activity (UOA)	0
Carry forward orthodontic activity (UOA)	0
Baseline contract value	£91,296.00

### ACCESS\*

Patients seen in 24 months	Total	Change since previous quarter
Quarter ending December 2016	0	
Quarter ending March 2017	80	
Quarter ending June 2017	206	↑
Quarter ending September 2017	522	↑
Quarter ending December 2017	794	↑
<b>Variance since December 2016</b>	N/A	



### ACTIVITY



Month	Adjusted Scheduled Activity (UDA)	
	2017	2018
April	0	-500
May	0	-354
June	0	-313
July	0	-35
August	0	140
September	0	426
October	0	787
November	0	1,273
December	0	1,631
January	0	
February	34	
March	70	
April	150	
May	150	
June	150	

### QUALITY

	Quantity	Base Number	Contract	LHB	Wales
% of FP17s for the same patient ID Re-attending within 3 months - Children	12	327	3.7%	9.6%	11.0%
% of FP17s for the same patient ID Re-attending within 3 months - Adults	52	645	8.1%	14.4%	16.1%
% of FP17s for the same patient ID Re-attending between 3 & 9 months - Children	40	327	12.2%	54.4%	58.9%
% of FP17s for the same patient ID Re-attending between 3 & 9 months - Adults	64	645	9.9%	51.5%	55.2%
% of FP17s for Band 1 Urgent Courses	70	931	7.5%	9.2%	9.0%
% of FP17s Relating to Free Repair or Replacements	1	931	0.1%	0.8%	0.7%
% of FP17s Relating to Continuations	17	931	1.8%	0.7%	0.8%
% of Patients satisfied with the dentistry they have received	0	0	N/A	93.3%	91.9%
% of Patients satisfied with the time they had to wait for an appointment	0	0	N/A	89.3%	87.9%

\* This is based on patients treated on this contract for their most recent course of treatment. Figures in italics indicate the base number of FP17s or Patient Questionnaire responses are less than 100. N/A is shown where the base number of responses is less than 10 during the period. % is calculated as Quantity/Base number\*100



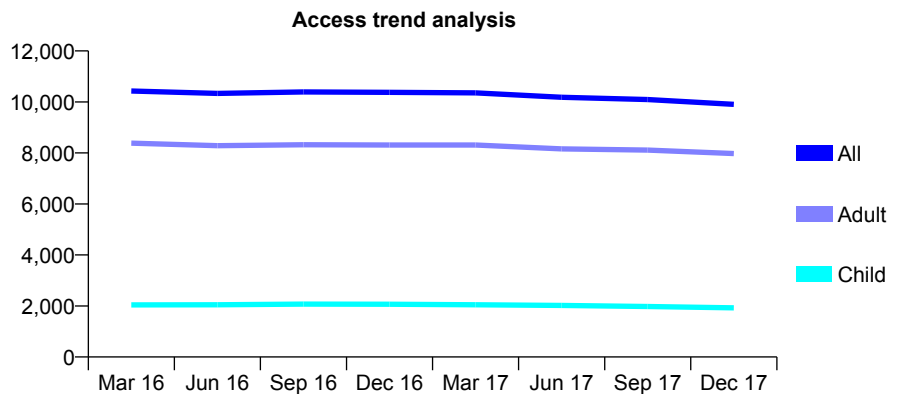
## 7A3 - Vital Signs At a Glance Contract Report for 101370/0066 - December 2017

Name or company name	Petrie Tucker and Partners Ltd
Contract type name	GDS Contract
Purpose of contract	General
Contract start date	01/04/2006
Contract end date	

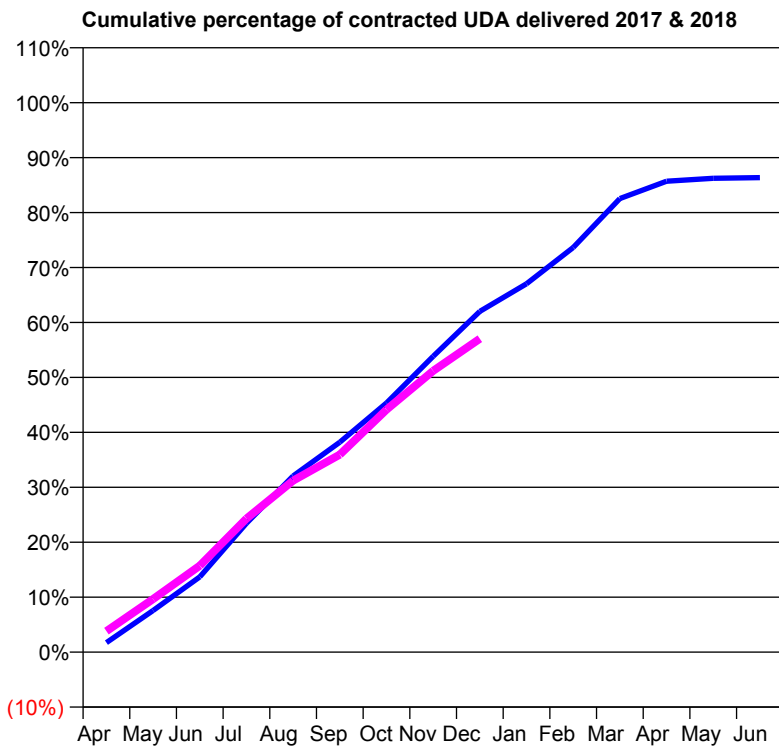
17/18 Contracted general activity (UDA)	24,190
Carry forward general activity (UDA)	0
17/18 Contracted orthodontic activity (UOA)	0
Carry forward orthodontic activity (UOA)	0
Baseline contract value	£563,815.64

### ACCESS\*

Patients seen in 24 months	Total	Change since previous quarter
Quarter ending December 2016	10,377	
Quarter ending March 2017	10,357	→
Quarter ending June 2017	10,181	↓
Quarter ending September 2017	10,093	→
Quarter ending December 2017	9,904	↓
<b>Variance since December 2016</b>	<b>(4.6%)</b>	<b>↓</b>



### ACTIVITY



Month	Adjusted Scheduled Activity (UDA)	
	2017	2018
April	507	927
May	2,215	2,342
June	3,995	3,805
July	6,848	5,881
August	9,359	7,551
September	11,150	8,696
October	13,237	10,677
November	15,714	12,382
December	18,100	13,796
January	19,571	
February	21,496	
March	24,092	
April	25,014	
May	25,173	
June	25,207	

### QUALITY

	Quantity	Base Number	Contract	LHB	Wales
% of FP17s for the same patient ID Re-attending within 3 months - Children	72	1,502	4.8%	9.6%	11.0%
% of FP17s for the same patient ID Re-attending within 3 months - Adults	510	6,317	8.1%	14.4%	16.1%
% of FP17s for the same patient ID Re-attending between 3 & 9 months - Children	634	1,502	42.2%	54.4%	58.9%
% of FP17s for the same patient ID Re-attending between 3 & 9 months - Adults	3,099	6,317	49.1%	51.5%	55.2%
% of FP17s for Band 1 Urgent Courses	421	7,357	5.7%	9.2%	9.0%
% of FP17s Relating to Free Repair or Replacements	84	7,357	1.1%	0.8%	0.7%
% of FP17s Relating to Continuations	59	7,357	0.8%	0.7%	0.8%
% of Patients satisfied with the dentistry they have received	27	29	93.1%	93.3%	91.9%
% of Patients satisfied with the time they had to wait for an appointment	25	29	86.2%	89.3%	87.9%

\* This is based on patients treated on this contract for their most recent course of treatment. Figures in italics indicate the base number of FP17s or Patient Questionnaire responses are less than 100. N/A is shown where the base number of responses is less than 10 during the period. % is calculated as Quantity/Base number\*100

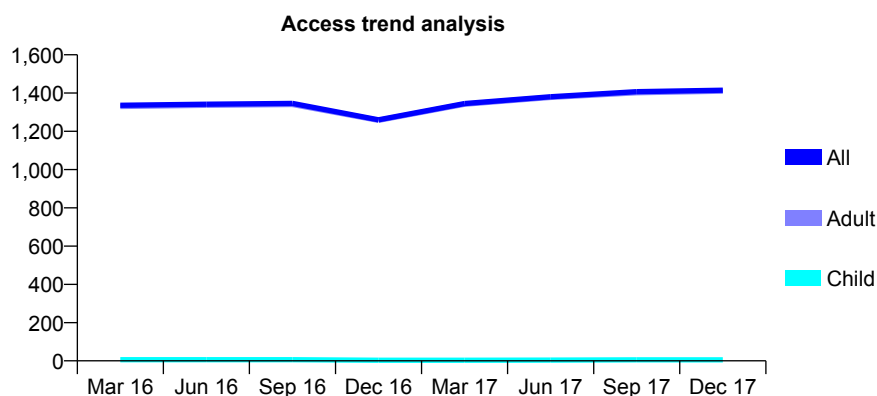
## 7A3 - Vital Signs At a Glance Contract Report for 103659/0002 - December 2017

Name or company name	Belgrave Dental Centre Ltd
Contract type name	GDS Contract
Purpose of contract	General
Contract start date	01/04/2009
Contract end date	

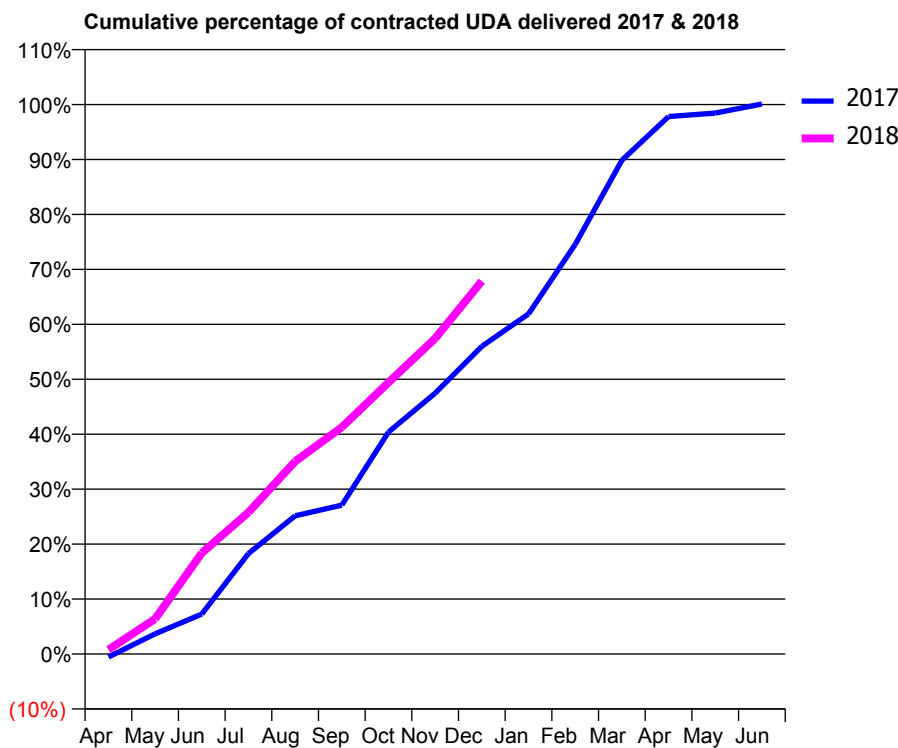
17/18 Contracted general activity (UDA)	2,050
Carry forward general activity (UDA)	-2
17/18 Contracted orthodontic activity (UOA)	0
Carry forward orthodontic activity (UOA)	0
Baseline contract value	£104,226.84

### ACCESS\*

Patients seen in 24 months	Total	Change since previous quarter
Quarter ending December 2016	1,260	
Quarter ending March 2017	1,345	↑
Quarter ending June 2017	1,381	↑
Quarter ending September 2017	1,407	→
Quarter ending December 2017	1,415	→
<b>Variance since December 2016</b>	<b>12.3%</b>	<b>↑</b>



### ACTIVITY



Month	Adjusted Scheduled Activity (UDA)	
	2017	2018
April	-12	16
May	75	131
June	149	377
July	375	529
August	516	719
September	556	846
October	828	1,013
November	973	1,177
December	1,148	1,391
January	1,269	
February	1,528	
March	1,842	
April	2,005	
May	2,018	
June	2,052	

### QUALITY

	Quantity	Base Number	Contract	LHB	Wales
% of FP17s for the same patient ID Re-attending within 3 months - Children	0	5	0.0%	9.6%	11.0%
% of FP17s for the same patient ID Re-attending within 3 months - Adults	45	1,082	4.2%	14.4%	16.1%
% of FP17s for the same patient ID Re-attending between 3 & 9 months - Children	2	5	40.0%	54.4%	58.9%
% of FP17s for the same patient ID Re-attending between 3 & 9 months - Adults	382	1,082	35.3%	51.5%	55.2%
% of FP17s for Band 1 Urgent Courses	33	890	3.7%	9.2%	9.0%
% of FP17s Relating to Free Repair or Replacements	0	890	0.0%	0.8%	0.7%
% of FP17s Relating to Continuations	5	890	0.6%	0.7%	0.8%
% of Patients satisfied with the dentistry they have received	0	0	N/A	93.3%	91.9%
% of Patients satisfied with the time they had to wait for an appointment	0	0	N/A	89.3%	87.9%

\* This is based on patients treated on this contract for their most recent course of treatment. Figures in italics indicate the base number of FP17s or Patient Questionnaire responses are less than 100. N/A is shown where the base number of responses is less than 10 during the period. % is calculated as Quantity/Base number\*100

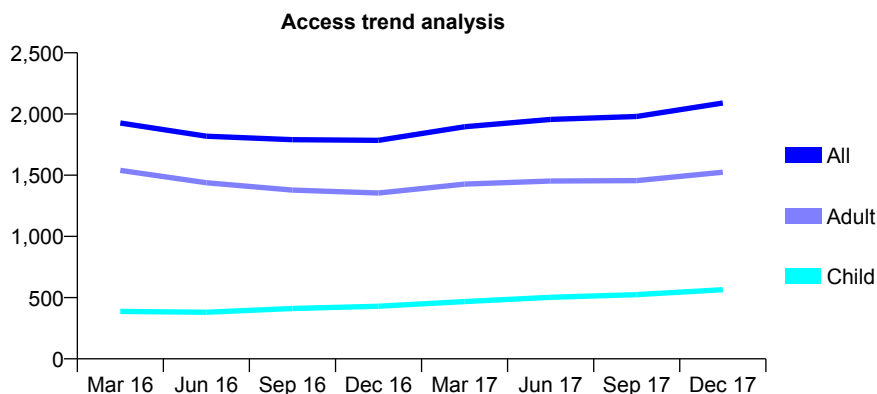
## 7A3 - Vital Signs At a Glance Contract Report for 103659/0004 - December 2017

Name or company name	Belgrave Dental Centre Ltd
Contract type name	GDS Contract
Purpose of contract	General
Contract start date	01/04/2013
Contract end date	

17/18 Contracted general activity (UDA)	7,627
Carry forward general activity (UDA)	140
17/18 Contracted orthodontic activity (UOA)	0
Carry forward orthodontic activity (UOA)	0
Baseline contract value	£180,994.25

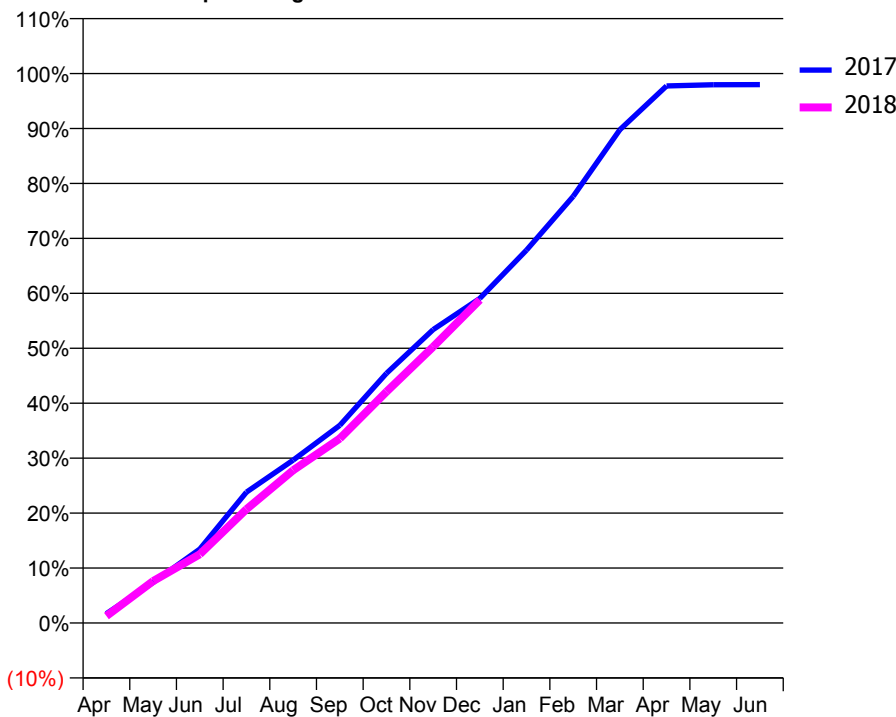
### ACCESS\*

Patients seen in 24 months	Total	Change since previous quarter
Quarter ending December 2016	1,785	
Quarter ending March 2017	1,896	↑
Quarter ending June 2017	1,956	↑
Quarter ending September 2017	1,980	→
Quarter ending December 2017	2,090	↑
<b>Variance since December 2016</b>	<b>17.1%</b>	<b>↑</b>



### ACTIVITY

Cumulative percentage of contracted UDA delivered 2017 & 2018



Month	Adjusted Scheduled Activity (UDA)	
	2017	2018
April	118	98
May	509	581
June	926	953
July	1,638	1,579
August	2,039	2,120
September	2,475	2,561
October	3,125	3,211
November	3,672	3,833
December	4,063	4,486
January	4,666	
February	5,340	
March	6,173	
April	6,721	
May	6,736	
June	6,737	

### QUALITY

	Quantity	Base Number	Contract	LHB	Wales
% of FP17s for the same patient ID Re-attending within 3 months - Children	19	513	3.7%	9.6%	11.0%
% of FP17s for the same patient ID Re-attending within 3 months - Adults	288	1,484	19.4%	14.4%	16.1%
% of FP17s for the same patient ID Re-attending between 3 & 9 months - Children	215	513	41.9%	54.4%	58.9%
% of FP17s for the same patient ID Re-attending between 3 & 9 months - Adults	628	1,484	42.3%	51.5%	55.2%
% of FP17s for Band 1 Urgent Courses	116	1,845	6.3%	9.2%	9.0%
% of FP17s Relating to Free Repair or Replacements	4	1,845	0.2%	0.8%	0.7%
% of FP17s Relating to Continuations	64	1,845	3.5%	0.7%	0.8%
% of Patients satisfied with the dentistry they have received	6	6	N/A	93.3%	91.9%
% of Patients satisfied with the time they had to wait for an appointment	6	6	N/A	89.3%	87.9%

\* This is based on patients treated on this contract for their most recent course of treatment. Figures in italics indicate the base number of FP17s or Patient Questionnaire responses are less than 100. N/A is shown where the base number of responses is less than 10 during the period. % is calculated as Quantity/Base number\*100

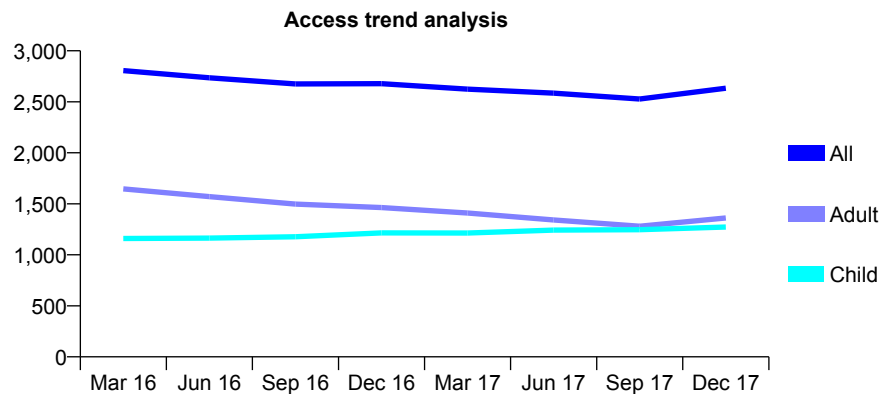
## 7A3 - Vital Signs At a Glance Contract Report for 103659/0005 - December 2017

Name or company name	Belgrave Dental Centre Ltd
Contract type name	PDS Plus Contract
Purpose of contract	General
Contract start date	01/04/2013
Contract end date	31/03/2018

17/18 Contracted general activity (UDA)	9,397
Carry forward general activity (UDA)	0
17/18 Contracted orthodontic activity (UOA)	0
Carry forward orthodontic activity (UOA)	0
Baseline contract value	£246,094.47

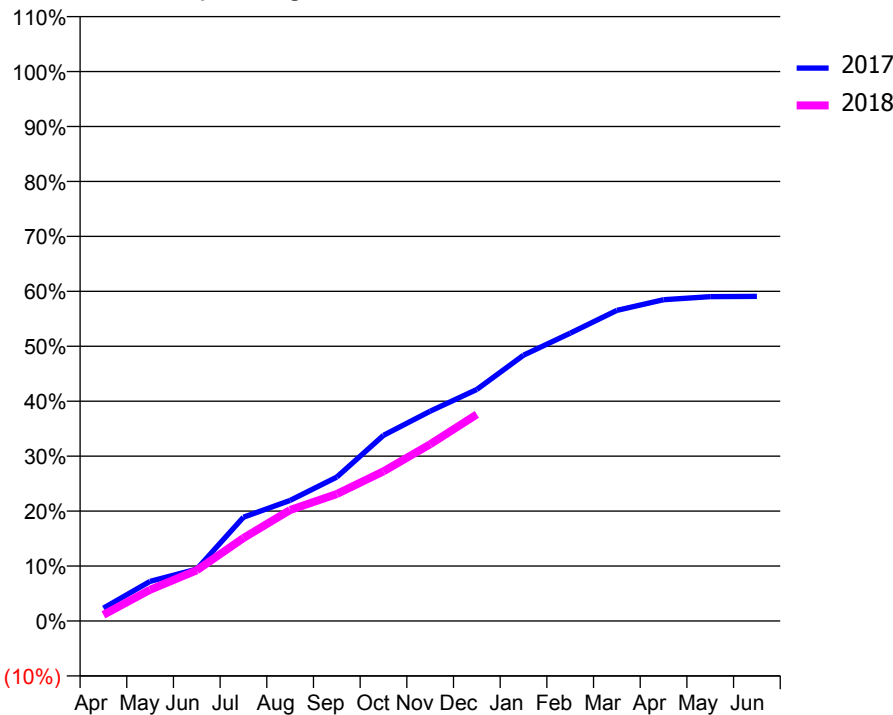
### ACCESS\*

Patients seen in 24 months	Total	Change since previous quarter
Quarter ending December 2016	2,678	
Quarter ending March 2017	2,624	↓
Quarter ending June 2017	2,585	↓
Quarter ending September 2017	2,528	↓
Quarter ending December 2017	2,633	↑
<b>Variance since December 2016</b>	<b>(1.7%)</b>	<b>↓</b>



### ACTIVITY

Cumulative percentage of contracted UDA delivered 2017 & 2018



Month	Adjusted Scheduled Activity (UDA)	
	2017	2018
April	221	106
May	678	535
June	889	869
July	1,775	1,420
August	2,063	1,898
September	2,461	2,173
October	3,175	2,561
November	3,588	3,022
December	3,960	3,533
January	4,547	
February	4,923	
March	5,313	
April	5,494	
May	5,547	
June	5,551	

### QUALITY

	Quantity	Base Number	Contract	LHB	Wales
% of FP17s for the same patient ID Re-attending within 3 months - Children	44	976	4.5%	9.6%	11.0%
% of FP17s for the same patient ID Re-attending within 3 months - Adults	191	1,021	18.7%	14.4%	16.1%
% of FP17s for the same patient ID Re-attending between 3 & 9 months - Children	355	976	36.4%	54.4%	58.9%
% of FP17s for the same patient ID Re-attending between 3 & 9 months - Adults	284	1,021	27.8%	51.5%	55.2%
% of FP17s for Band 1 Urgent Courses	382	1,855	20.6%	9.2%	9.0%
% of FP17s Relating to Free Repair or Replacements	5	1,855	0.3%	0.8%	0.7%
% of FP17s Relating to Continuations	19	1,855	1.0%	0.7%	0.8%
% of Patients satisfied with the dentistry they have received	9	9	N/A	93.3%	91.9%
% of Patients satisfied with the time they had to wait for an appointment	5	9	N/A	89.3%	87.9%

\* This is based on patients treated on this contract for their most recent course of treatment. Figures in italics indicate the base number of FP17s or Patient Questionnaire responses are less than 100. N/A is shown where the base number of responses is less than 10 during the period. % is calculated as Quantity/Base number\*100

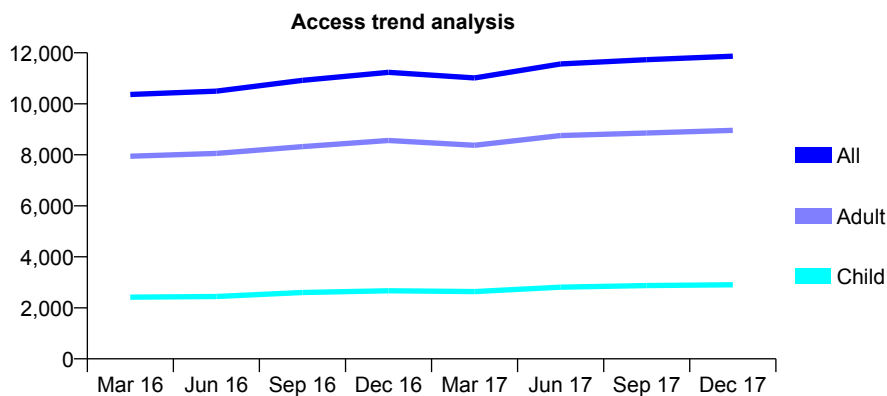
## 7A3 - Vital Signs At a Glance Contract Report for 103780/0002 - December 2017

Name or company name	Waterfront Dental Centre
Contract type name	PDS Plus Contract
Purpose of contract	General
Contract start date	01/04/2011
Contract end date	31/03/2018

17/18 Contracted general activity (UDA)	31,916
Carry forward general activity (UDA)	0
17/18 Contracted orthodontic activity (UOA)	0
Carry forward orthodontic activity (UOA)	0
Baseline contract value	£763,536.52

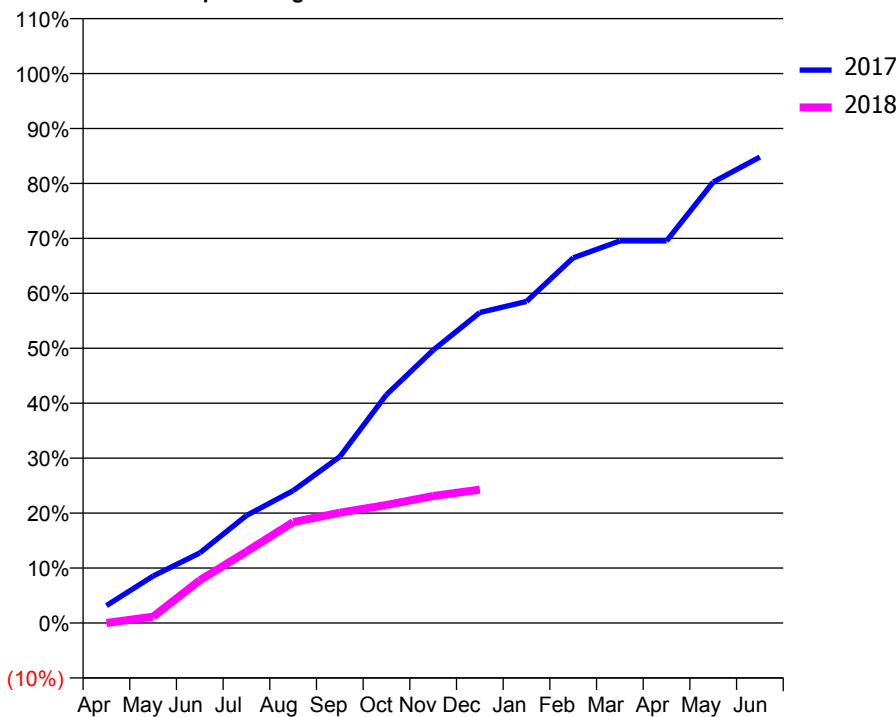
### ACCESS\*

Patients seen in 24 months	Total	Change since previous quarter
Quarter ending December 2016	11,232	
Quarter ending March 2017	11,012	↓
Quarter ending June 2017	11,566	↑
Quarter ending September 2017	11,730	→
Quarter ending December 2017	11,866	→
<b>Variance since December 2016</b>	<b>5.6%</b>	<b>↑</b>



### ACTIVITY

Cumulative percentage of contracted UDA delivered 2017 & 2018



Month	Adjusted Scheduled Activity (UDA)	
	2017	2018
April	1,013	0
May	2,730	369
June	4,071	2,479
July	6,245	4,144
August	7,689	5,863
September	9,659	6,406
October	13,266	6,856
November	15,848	7,377
December	18,031	7,748
January	18,674	-
February	21,210	-
March	22,196	-
April	22,196	-
May	25,610	-
June	27,066	-

### QUALITY

	Quantity	Base Number	Contract	LHB	Wales
% of FP17s for the same patient ID Re-attending within 3 months - Children	164	2,146	7.6%	9.6%	11.0%
% of FP17s for the same patient ID Re-attending within 3 months - Adults	1,035	7,072	14.6%	14.4%	16.1%
% of FP17s for the same patient ID Re-attending between 3 & 9 months - Children	577	2,146	26.9%	54.4%	58.9%
% of FP17s for the same patient ID Re-attending between 3 & 9 months - Adults	2,397	7,072	33.9%	51.5%	55.2%
% of FP17s for Band 1 Urgent Courses	1,931	6,567	29.4%	9.2%	9.0%
% of FP17s Relating to Free Repair or Replacements	72	6,567	1.1%	0.8%	0.7%
% of FP17s Relating to Continuations	1	6,567	0.0%	0.7%	0.8%
% of Patients satisfied with the dentistry they have received	7	8	N/A	93.3%	91.9%
% of Patients satisfied with the time they had to wait for an appointment	8	8	N/A	89.3%	87.9%

\* This is based on patients treated on this contract for their most recent course of treatment. Figures in italics indicate the base number of FP17s or Patient Questionnaire responses are less than 100. N/A is shown where the base number of responses is less than 10 during the period. % is calculated as Quantity/Base number\*100

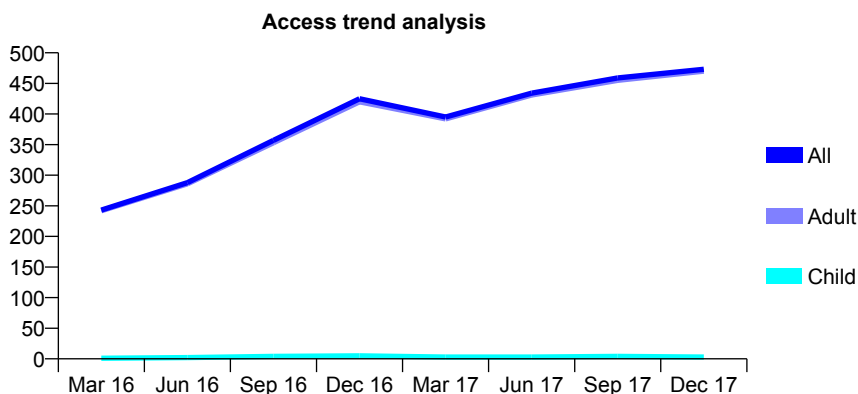
## 7A3 - Vital Signs At a Glance Contract Report for 114413/0001 - December 2017

Name or company name	Parkway Clinic
Contract type name	GDS Contract
Purpose of contract	General
Contract start date	01/04/2009
Contract end date	

17/18 Contracted general activity (UDA)	1,535
Carry forward general activity (UDA)	63
17/18 Contracted orthodontic activity (UOA)	0
Carry forward orthodontic activity (UOA)	0
Baseline contract value	£80,279.80

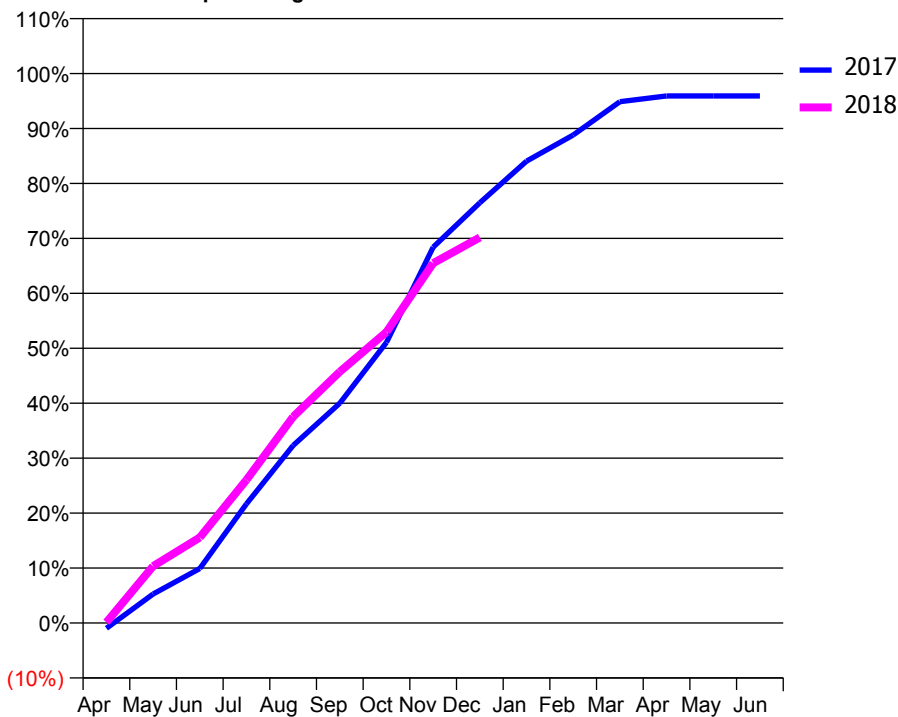
### ACCESS\*

Patients seen in 24 months	Total	Change since previous quarter
Quarter ending December 2016	425	
Quarter ending March 2017	395	↓
Quarter ending June 2017	434	↑
Quarter ending September 2017	459	↑
Quarter ending December 2017	473	↑
<b>Variance since December 2016</b>	<b>11.3%</b>	<b>↑</b>



### ACTIVITY

Cumulative percentage of contracted UDA delivered 2017 & 2018



Month	Adjusted Scheduled Activity (UDA)	
	2017	2018
April	-15	2
May	81	159
June	152	239
July	333	400
August	496	576
September	614	702
October	784	813
November	1,050	1,005
December	1,174	1,077
January	1,290	
February	1,363	
March	1,456	
April	1,472	
May	1,472	
June	1,472	

### QUALITY

	Quantity	Base Number	Contract	LHB	Wales
% of FP17s for the same patient ID Re-attending within 3 months - Children	0	4	0.0%	9.6%	11.0%
% of FP17s for the same patient ID Re-attending within 3 months - Adults	14	426	3.3%	14.4%	16.1%
% of FP17s for the same patient ID Re-attending between 3 & 9 months - Children	0	4	0.0%	54.4%	58.9%
% of FP17s for the same patient ID Re-attending between 3 & 9 months - Adults	4	426	0.9%	51.5%	55.2%
% of FP17s for Band 1 Urgent Courses	1	422	0.2%	9.2%	9.0%
% of FP17s Relating to Free Repair or Replacements	0	422	0.0%	0.8%	0.7%
% of FP17s Relating to Continuations	1	422	0.2%	0.7%	0.8%
% of Patients satisfied with the dentistry they have received	1	1	N/A	93.3%	91.9%
% of Patients satisfied with the time they had to wait for an appointment	1	1	N/A	89.3%	87.9%

\* This is based on patients treated on this contract for their most recent course of treatment. Figures in italics indicate the base number of FP17s or Patient Questionnaire responses are less than 100. N/A is shown where the base number of responses is less than 10 during the period. % is calculated as Quantity/Base number\*100

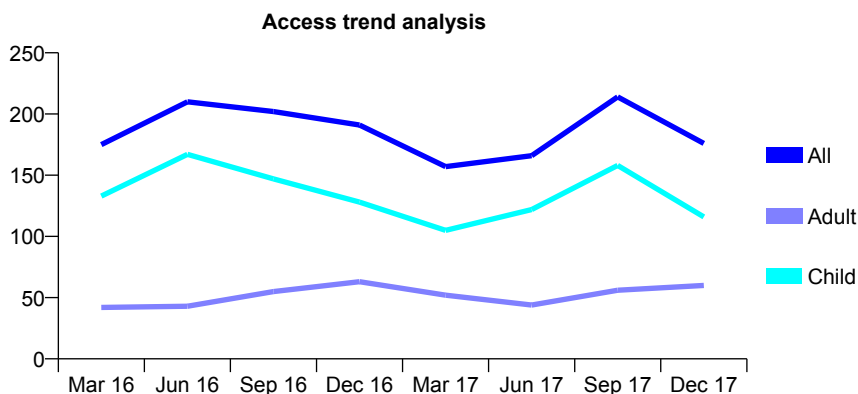
## 7A3 - Vital Signs At a Glance Contract Report for 114413/0002 - December 2017

Name or company name	Parkway Clinic
Contract type name	PDS Contract
Purpose of contract	General
Contract start date	01/04/2013
Contract end date	31/03/2020

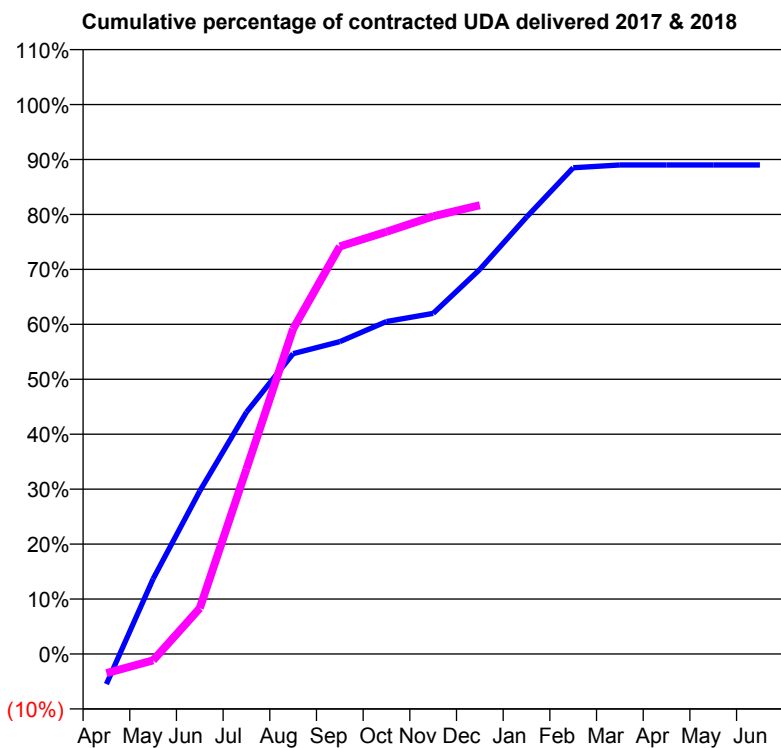
17/18 Contracted general activity (UDA)	600
Carry forward general activity (UDA)	33
17/18 Contracted orthodontic activity (UOA)	0
Carry forward orthodontic activity (UOA)	0
Baseline contract value	£33,726.93

### ACCESS\*

Patients seen in 24 months	Total	Change since previous quarter
Quarter ending December 2016	191	
Quarter ending March 2017	157	↓
Quarter ending June 2017	166	↑
Quarter ending September 2017	214	↑
Quarter ending December 2017	176	↓
<b>Variance since December 2016</b>	<b>(7.9%)</b>	<b>↓</b>



### ACTIVITY



Month	Adjusted Scheduled Activity (UDA)	
	2017	2018
April	-33	-21
May	82	-7
June	178	50
July	264	202
August	328	355
September	341	445
October	363	461
November	372	478
December	420	490
January	477	
February	531	
March	534	
April	534	
May	534	
June	534	

### QUALITY

	Quantity	Base Number	Contract	LHB	Wales
% of FP17s for the same patient ID Re-attending within 3 months - Children	0	124	0.0%	9.6%	11.0%
% of FP17s for the same patient ID Re-attending within 3 months - Adults	0	57	0.0%	14.4%	16.1%
% of FP17s for the same patient ID Re-attending between 3 & 9 months - Children	0	124	0.0%	54.4%	58.9%
% of FP17s for the same patient ID Re-attending between 3 & 9 months - Adults	0	57	0.0%	51.5%	55.2%
% of FP17s for Band 1 Urgent Courses	0	181	0.0%	9.2%	9.0%
% of FP17s Relating to Free Repair or Replacements	0	181	0.0%	0.8%	0.7%
% of FP17s Relating to Continuations	0	181	0.0%	0.7%	0.8%
% of Patients satisfied with the dentistry they have received	0	0	N/A	93.3%	91.9%
% of Patients satisfied with the time they had to wait for an appointment	0	0	N/A	89.3%	87.9%

\* This is based on patients treated on this contract for their most recent course of treatment. Figures in italics indicate the base number of FP17s or Patient Questionnaire responses are less than 100. N/A is shown where the base number of responses is less than 10 during the period. % is calculated as Quantity/Base number\*100

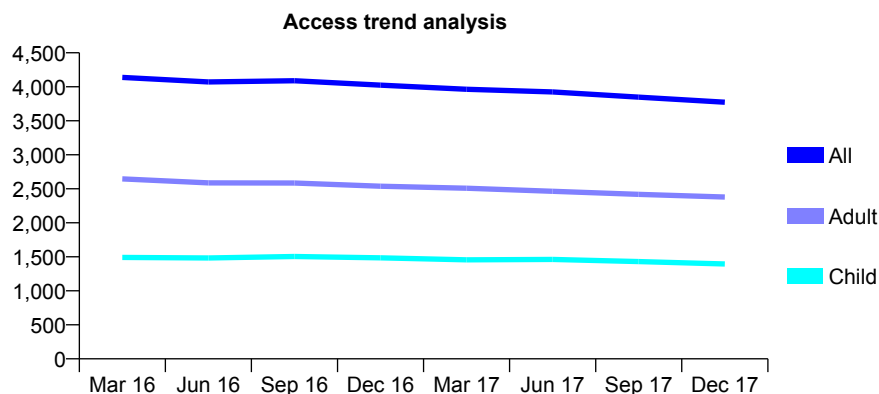
## 7A3 - Vital Signs At a Glance Contract Report for 117234/0001 - December 2017

Name or company name	Cwmatawe Dental Practice Ltd
Contract type name	GDS Contract
Purpose of contract	General and Orthodontic
Contract start date	01/04/2008
Contract end date	

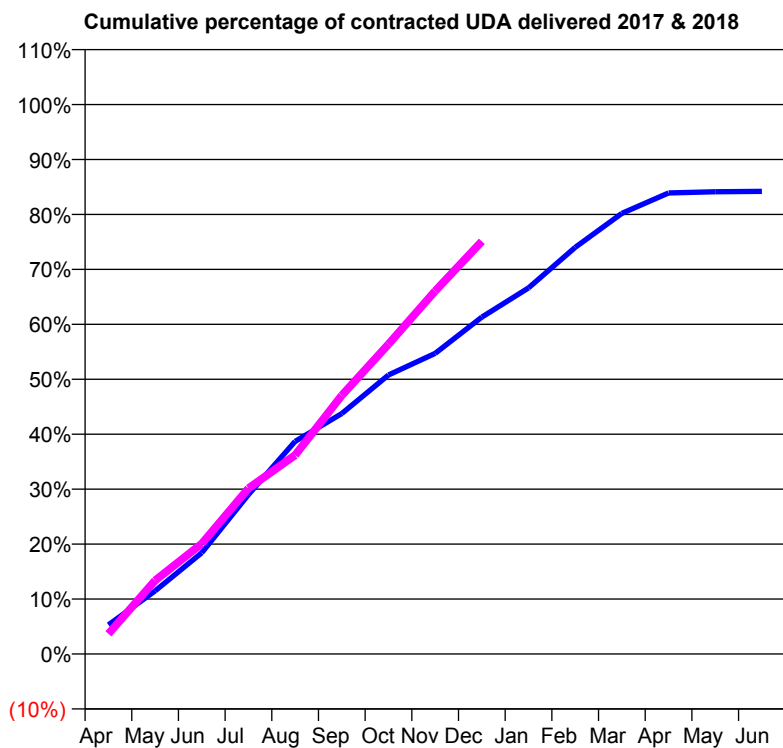
17/18 Contracted general activity (UDA)	9,000
Carry forward general activity (UDA)	32
17/18 Contracted orthodontic activity (UOA)	3,062
Carry forward orthodontic activity (UOA)	0
Baseline contract value	£422,446.95

### ACCESS\*

Patients seen in 24 months	Total	Change since previous quarter
Quarter ending December 2016	4,024	
Quarter ending March 2017	3,963	↓
Quarter ending June 2017	3,925	→
Quarter ending September 2017	3,849	↓
Quarter ending December 2017	3,774	↓
<b>Variance since December 2016</b>	<b>(6.2%)</b>	<b>↓</b>



### ACTIVITY



Month	Adjusted Scheduled Activity (UDA)	
	2017	2018
April	610	330
May	1,322	1,205
June	2,120	1,806
July	3,338	2,713
August	4,455	3,258
September	5,039	4,235
October	5,845	5,074
November	6,297	5,945
December	7,058	6,759
January	7,668	
February	8,517	
March	9,230	
April	9,657	
May	9,683	
June	9,692	

### QUALITY

	Quantity	Base Number	Contract	LHB	Wales
% of FP17s for the same patient ID Re-attending within 3 months - Children	110	1,500	7.3%	9.6%	11.0%
% of FP17s for the same patient ID Re-attending within 3 months - Adults	272	2,227	12.2%	14.4%	16.1%
% of FP17s for the same patient ID Re-attending between 3 & 9 months - Children	613	1,500	40.9%	54.4%	58.9%
% of FP17s for the same patient ID Re-attending between 3 & 9 months - Adults	1,070	2,227	48.0%	51.5%	55.2%
% of FP17s for Band 1 Urgent Courses	211	3,317	6.4%	9.2%	9.0%
% of FP17s Relating to Free Repair or Replacements	38	3,317	1.1%	0.8%	0.7%
% of FP17s Relating to Continuations	5	3,317	0.2%	0.7%	0.8%
% of Patients satisfied with the dentistry they have received	16	17	94.1%	93.3%	91.9%
% of Patients satisfied with the time they had to wait for an appointment	13	17	76.5%	89.3%	87.9%

\* This is based on patients treated on this contract for their most recent course of treatment. Figures in italics indicate the base number of FP17s or Patient Questionnaire responses are less than 100. N/A is shown where the base number of responses is less than 10 during the period. % is calculated as Quantity/Base number\*100



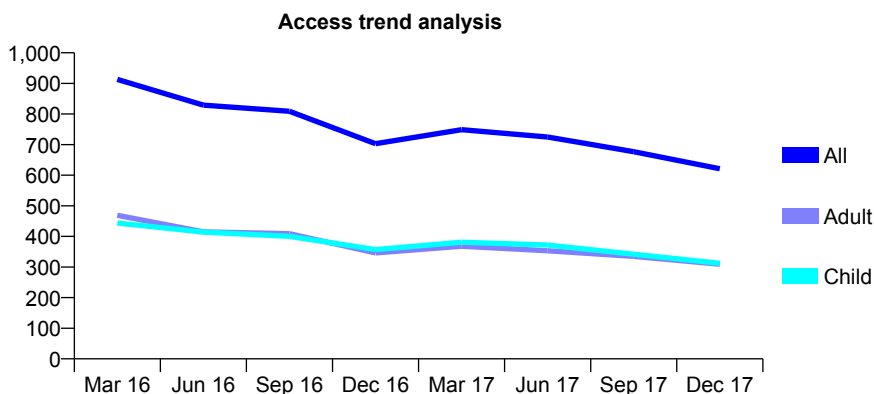
## 7A3 - Vital Signs At a Glance Contract Report for 121185/0001 - December 2017

Name or company name	Brynhafod Dental Practice Limited
Contract type name	GDS Contract
Purpose of contract	General
Contract start date	01/09/2011
Contract end date	

17/18 Contracted general activity (UDA)	1,743
Carry forward general activity (UDA)	-89
17/18 Contracted orthodontic activity (UOA)	0
Carry forward orthodontic activity (UOA)	0
Baseline contract value	£49,067.98

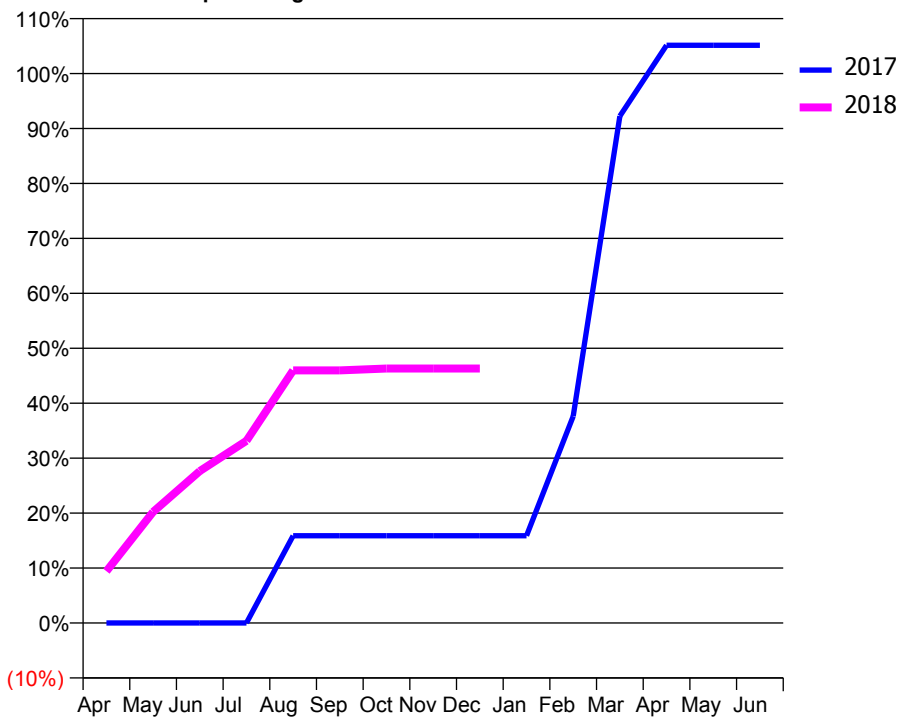
### ACCESS\*

Patients seen in 24 months	Total	Change since previous quarter
Quarter ending December 2016	703	
Quarter ending March 2017	749	↑
Quarter ending June 2017	725	↓
Quarter ending September 2017	677	↓
Quarter ending December 2017	621	↓
<b>Variance since December 2016</b>	<b>(11.7%)</b>	<b>↓</b>



### ACTIVITY

**Cumulative percentage of contracted UDA delivered 2017 & 2018**



**Adjusted Scheduled Activity (UDA)**

Month	2017	2018
April	0	164
May	0	353
June	0	482
July	0	578
August	277	801
September	277	801
October	277	807
November	277	807
December	277	807
January	277	
February	656	
March	1,608	
April	1,832	
May	1,832	
June	1,832	

### QUALITY

	Quantity	Base Number	Contract	LHB	Wales
% of FP17s for the same patient ID Re-attending within 3 months - Children	14	176	8.0%	9.6%	11.0%
% of FP17s for the same patient ID Re-attending within 3 months - Adults	31	182	17.0%	14.4%	16.1%
% of FP17s for the same patient ID Re-attending between 3 & 9 months - Children	85	176	48.3%	54.4%	58.9%
% of FP17s for the same patient ID Re-attending between 3 & 9 months - Adults	58	182	31.9%	51.5%	55.2%
% of FP17s for Band 1 Urgent Courses	32	319	10.0%	9.2%	9.0%
% of FP17s Relating to Free Repair or Replacements	0	319	0.0%	0.8%	0.7%
% of FP17s Relating to Continuations	4	319	1.3%	0.7%	0.8%
% of Patients satisfied with the dentistry they have received	0	0	N/A	93.3%	91.9%
% of Patients satisfied with the time they had to wait for an appointment	0	0	N/A	89.3%	87.9%

\* This is based on patients treated on this contract for their most recent course of treatment. Figures in italics indicate the base number of FP17s or Patient Questionnaire responses are less than 100. N/A is shown where the base number of responses is less than 10 during the period. % is calculated as Quantity/Base number\*100

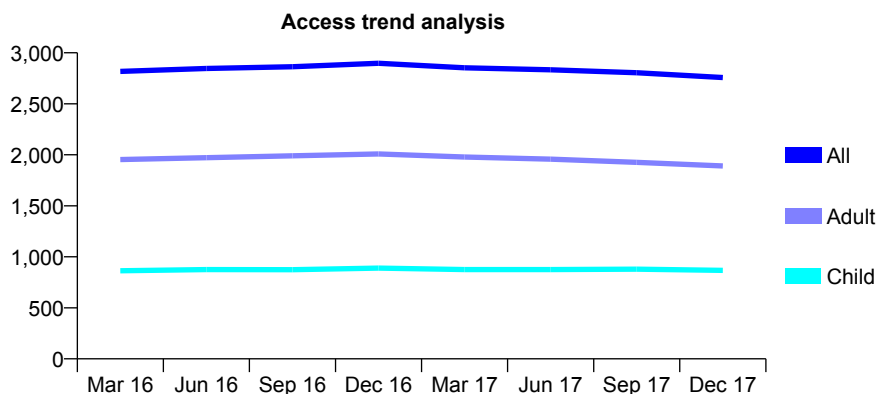
## 7A3 - Vital Signs At a Glance Contract Report for 123641/0001 - December 2017

Name or company name	Griffiths & Middleton
Contract type name	GDS Contract
Purpose of contract	General
Contract start date	01/11/2012
Contract end date	

17/18 Contracted general activity (UDA)	8,335
Carry forward general activity (UDA)	0
17/18 Contracted orthodontic activity (UOA)	0
Carry forward orthodontic activity (UOA)	0
Baseline contract value	£215,939.80

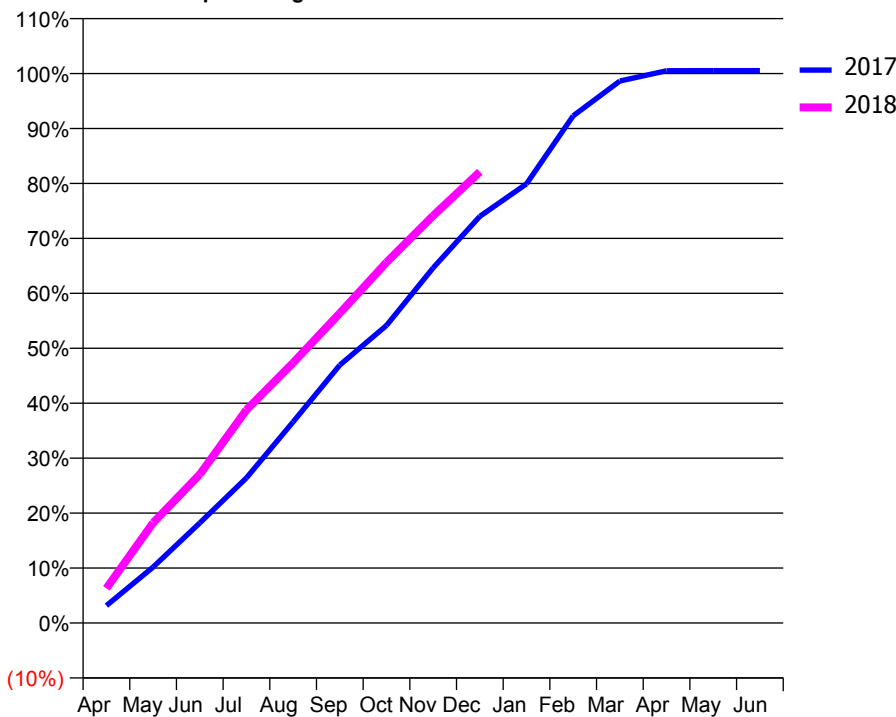
### ACCESS\*

Patients seen in 24 months	Total	Change since previous quarter
Quarter ending December 2016	2,898	
Quarter ending March 2017	2,853	↓
Quarter ending June 2017	2,833	→
Quarter ending September 2017	2,805	→
Quarter ending December 2017	2,758	↓
<b>Variance since December 2016</b>	<b>(4.8%)</b>	<b>↓</b>



### ACTIVITY

Cumulative percentage of contracted UDA delivered 2017 & 2018



Month	Adjusted Scheduled Activity (UDA)	
	2017	2018
April	265	527
May	849	1,521
June	1,518	2,254
July	2,202	3,234
August	3,052	3,947
September	3,912	4,700
October	4,513	5,471
November	5,387	6,178
December	6,167	6,843
January	6,661	
February	7,693	
March	8,221	
April	8,376	
May	8,378	
June	8,379	

### QUALITY

	Quantity	Base Number	Contract	LHB	Wales
% of FP17s for the same patient ID Re-attending within 3 months - Children	116	1,180	9.8%	9.6%	11.0%
% of FP17s for the same patient ID Re-attending within 3 months - Adults	495	2,501	19.8%	14.4%	16.1%
% of FP17s for the same patient ID Re-attending between 3 & 9 months - Children	757	1,180	64.2%	54.4%	58.9%
% of FP17s for the same patient ID Re-attending between 3 & 9 months - Adults	1,490	2,501	59.6%	51.5%	55.2%
% of FP17s for Band 1 Urgent Courses	332	3,574	9.3%	9.2%	9.0%
% of FP17s Relating to Free Repair or Replacements	32	3,574	0.9%	0.8%	0.7%
% of FP17s Relating to Continuations	27	3,574	0.8%	0.7%	0.8%
% of Patients satisfied with the dentistry they have received	4	5	N/A	93.3%	91.9%
% of Patients satisfied with the time they had to wait for an appointment	3	5	N/A	89.3%	87.9%

\* This is based on patients treated on this contract for their most recent course of treatment. Figures in italics indicate the base number of FP17s or Patient Questionnaire responses are less than 100. N/A is shown where the base number of responses is less than 10 during the period. % is calculated as Quantity/Base number\*100

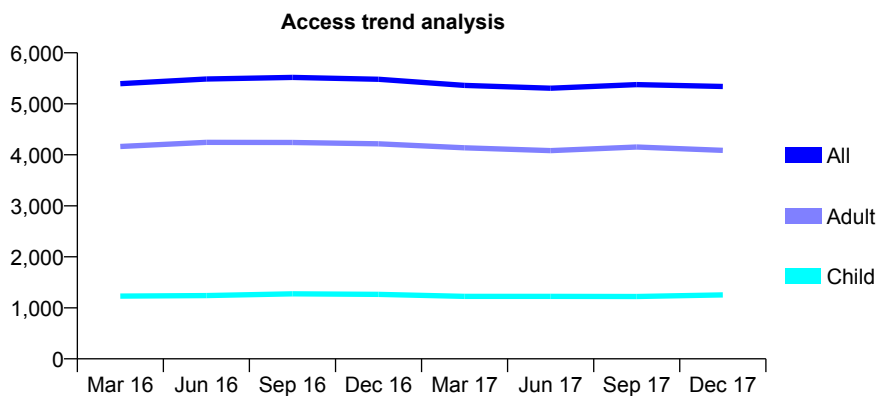
## 7A3 - Vital Signs At a Glance Contract Report for 125474/0001 - December 2017

Name or company name	Talbot Street Dental Surgery
Contract type name	GDS Contract
Purpose of contract	General
Contract start date	01/04/2014
Contract end date	

17/18 Contracted general activity (UDA)	15,259
Carry forward general activity (UDA)	0
17/18 Contracted orthodontic activity (UOA)	0
Carry forward orthodontic activity (UOA)	0
Baseline contract value	£340,563.66

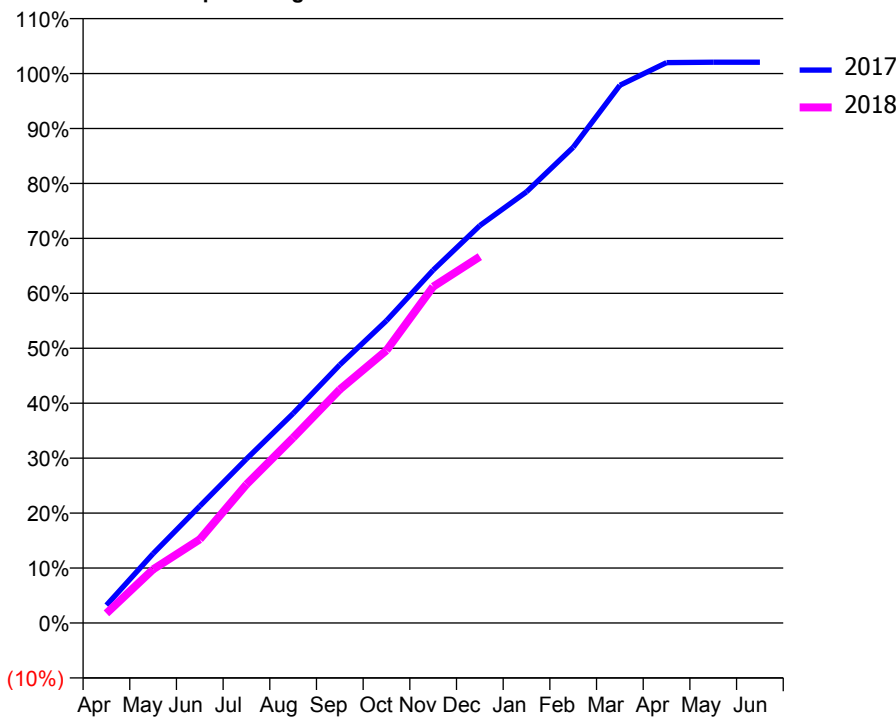
### ACCESS\*

Patients seen in 24 months	Total	Change since previous quarter
Quarter ending December 2016	5,481	
Quarter ending March 2017	5,362	↓
Quarter ending June 2017	5,307	↓
Quarter ending September 2017	5,376	→
Quarter ending December 2017	5,341	→
<b>Variance since December 2016</b>	<b>(2.6%)</b>	<b>↓</b>



### ACTIVITY

Cumulative percentage of contracted UDA delivered 2017 & 2018



Month	Adjusted Scheduled Activity (UDA)	
	2017	2018
April	496	269
May	1,929	1,489
June	3,244	2,325
July	4,558	3,847
August	5,819	5,145
September	7,172	6,487
October	8,398	7,571
November	9,800	9,339
December	11,035	10,173
January	11,972	
February	13,212	
March	14,931	
April	15,561	
May	15,573	
June	15,573	

### QUALITY

	Quantity	Base Number	Contract	LHB	Wales
% of FP17s for the same patient ID Re-attending within 3 months - Children	61	1,175	5.2%	9.6%	11.0%
% of FP17s for the same patient ID Re-attending within 3 months - Adults	592	4,266	13.9%	14.4%	16.1%
% of FP17s for the same patient ID Re-attending between 3 & 9 months - Children	584	1,175	49.7%	54.4%	58.9%
% of FP17s for the same patient ID Re-attending between 3 & 9 months - Adults	2,130	4,266	49.9%	51.5%	55.2%
% of FP17s for Band 1 Urgent Courses	484	5,148	9.4%	9.2%	9.0%
% of FP17s Relating to Free Repair or Replacements	21	5,148	0.4%	0.8%	0.7%
% of FP17s Relating to Continuations	100	5,148	1.9%	0.7%	0.8%
% of Patients satisfied with the dentistry they have received	31	33	93.9%	93.3%	91.9%
% of Patients satisfied with the time they had to wait for an appointment	29	33	87.9%	89.3%	87.9%

\* This is based on patients treated on this contract for their most recent course of treatment. Figures in italics indicate the base number of FP17s or Patient Questionnaire responses are less than 100. N/A is shown where the base number of responses is less than 10 during the period. % is calculated as Quantity/Base number\*100

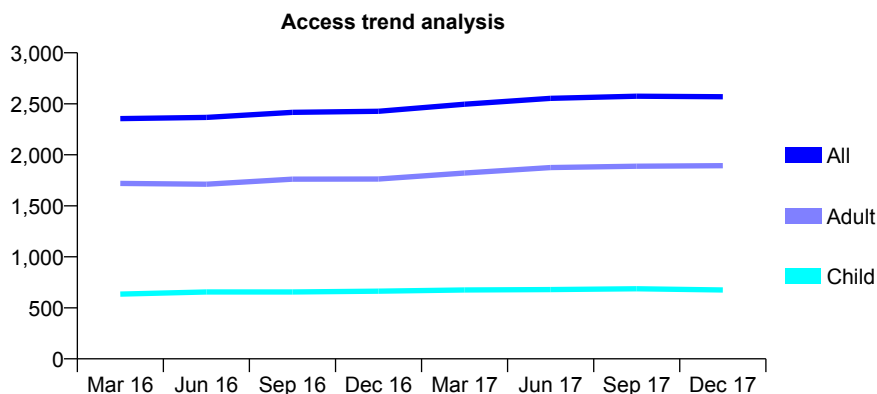
## 7A3 - Vital Signs At a Glance Contract Report for 127590/0001 - December 2017

Name or company name	Penclawdd Dental Practice
Contract type name	GDS Contract
Purpose of contract	General
Contract start date	01/01/2011
Contract end date	

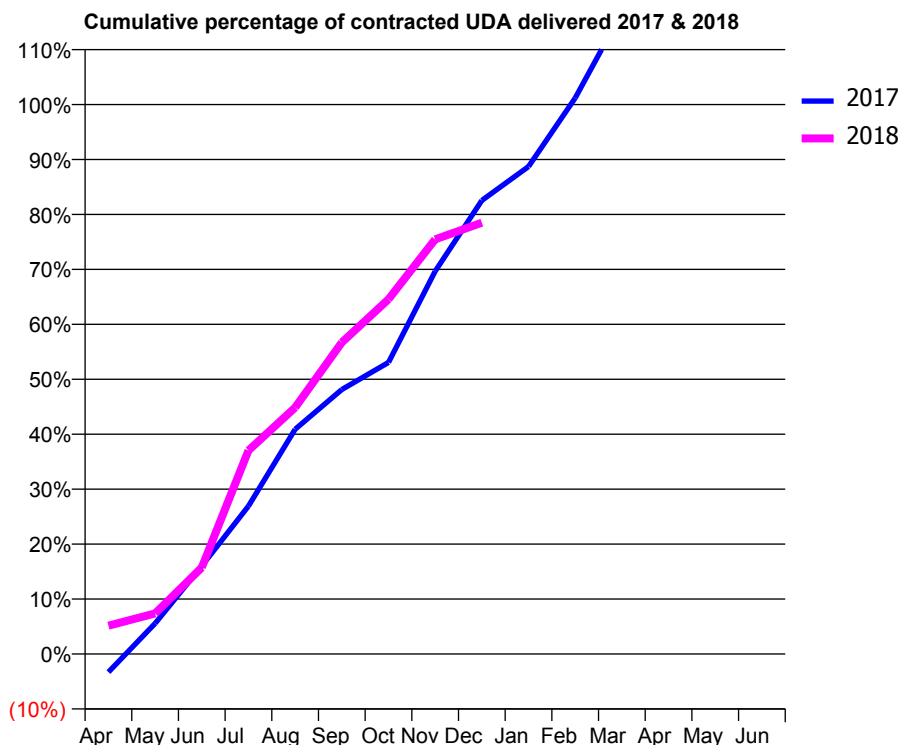
17/18 Contracted general activity (UDA)	5,810
Carry forward general activity (UDA)	0
17/18 Contracted orthodontic activity (UOA)	0
Carry forward orthodontic activity (UOA)	0
Baseline contract value	£145,642.13

### ACCESS\*

Patients seen in 24 months	Total	Change since previous quarter
Quarter ending December 2016	2,427	
Quarter ending March 2017	2,496	↑
Quarter ending June 2017	2,554	↑
Quarter ending September 2017	2,575	→
Quarter ending December 2017	2,569	→
<b>Variance since December 2016</b>	<b>5.9%</b>	<b>↑</b>



### ACTIVITY



Month	Adjusted Scheduled Activity (UDA)	
	2017	2018
April	-193	300
May	323	429
June	932	914
July	1,564	2,153
August	2,377	2,607
September	2,796	3,294
October	3,083	3,751
November	4,047	4,384
December	4,796	4,560
January	5,155	
February	5,878	
March	6,785	
April	7,402	
May	7,402	
June	7,436	

### QUALITY

	Quantity	Base Number	Contract	LHB	Wales
% of FP17s for the same patient ID Re-attending within 3 months - Children	44	680	6.5%	9.6%	11.0%
% of FP17s for the same patient ID Re-attending within 3 months - Adults	231	1,830	12.6%	14.4%	16.1%
% of FP17s for the same patient ID Re-attending between 3 & 9 months - Children	400	680	58.8%	54.4%	58.9%
% of FP17s for the same patient ID Re-attending between 3 & 9 months - Adults	984	1,830	53.8%	51.5%	55.2%
% of FP17s for Band 1 Urgent Courses	394	2,244	17.6%	9.2%	9.0%
% of FP17s Relating to Free Repair or Replacements	30	2,244	1.3%	0.8%	0.7%
% of FP17s Relating to Continuations	0	2,244	0.0%	0.7%	0.8%
% of Patients satisfied with the dentistry they have received	7	7	N/A	93.3%	91.9%
% of Patients satisfied with the time they had to wait for an appointment	7	7	N/A	89.3%	87.9%

\* This is based on patients treated on this contract for their most recent course of treatment. Figures in italics indicate the base number of FP17s or Patient Questionnaire responses are less than 100. N/A is shown where the base number of responses is less than 10 during the period. % is calculated as Quantity/Base number\*100

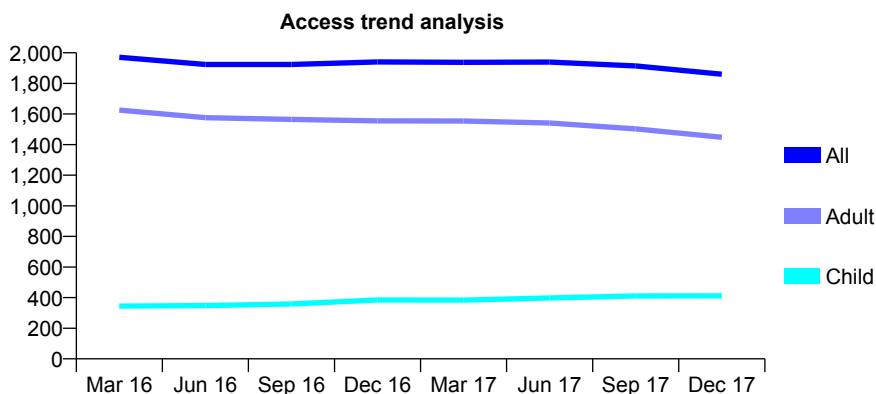
## 7A3 - Vital Signs At a Glance Contract Report for 128406/0001 - December 2017

Name or company name	Dr Philip Welch
Contract type name	GDS Contract
Purpose of contract	General
Contract start date	01/05/2012
Contract end date	

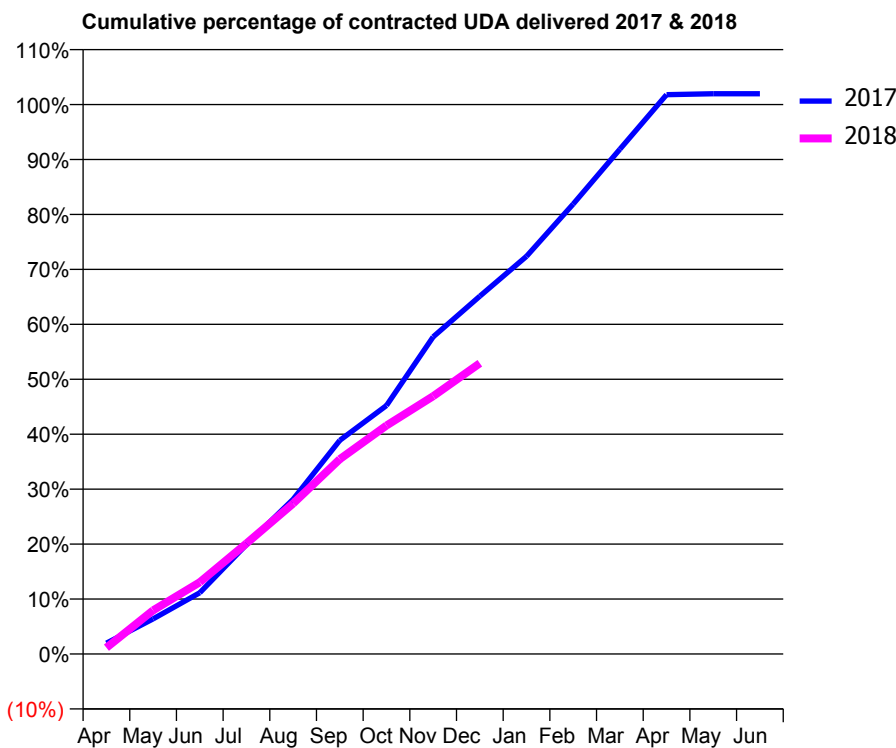
17/18 Contracted general activity (UDA)	6,869
Carry forward general activity (UDA)	113
17/18 Contracted orthodontic activity (UOA)	0
Carry forward orthodontic activity (UOA)	0
Baseline contract value	£179,102.73

### ACCESS\*

Patients seen in 24 months	Total	Change since previous quarter
Quarter ending December 2016	1,940	
Quarter ending March 2017	1,938	→
Quarter ending June 2017	1,939	→
Quarter ending September 2017	1,914	↓
Quarter ending December 2017	1,860	↓
<b>Variance since December 2016</b>	<b>(4.1%)</b>	<b>↓</b>



### ACTIVITY



Month	Adjusted Scheduled Activity (UDA)	
	2017	2018
April	135	80
May	440	545
June	765	898
July	1,368	1,383
August	1,934	1,881
September	2,671	2,436
October	3,106	2,857
November	3,965	3,223
December	4,474	3,634
January	4,971	
February	5,626	
March	6,311	
April	6,992	
May	7,004	
June	7,004	

### QUALITY

	Quantity	Base Number	Contract	LHB	Wales
% of FP17s for the same patient ID Re-attending within 3 months - Children	43	440	9.8%	9.6%	11.0%
% of FP17s for the same patient ID Re-attending within 3 months - Adults	304	1,650	18.4%	14.4%	16.1%
% of FP17s for the same patient ID Re-attending between 3 & 9 months - Children	215	440	48.9%	54.4%	58.9%
% of FP17s for the same patient ID Re-attending between 3 & 9 months - Adults	965	1,650	58.5%	51.5%	55.2%
% of FP17s for Band 1 Urgent Courses	257	1,901	13.5%	9.2%	9.0%
% of FP17s Relating to Free Repair or Replacements	17	1,901	0.9%	0.8%	0.7%
% of FP17s Relating to Continuations	18	1,901	0.9%	0.7%	0.8%
% of Patients satisfied with the dentistry they have received	10	12	83.3%	93.3%	91.9%
% of Patients satisfied with the time they had to wait for an appointment	8	12	66.7%	89.3%	87.9%

\* This is based on patients treated on this contract for their most recent course of treatment. Figures in italics indicate the base number of FP17s or Patient Questionnaire responses are less than 100. N/A is shown where the base number of responses is less than 10 during the period. % is calculated as Quantity/Base number\*100

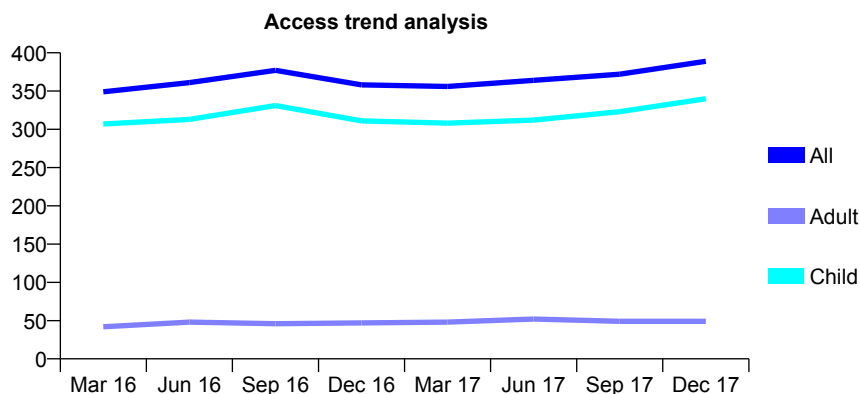
## 7A3 - Vital Signs At a Glance Contract Report for 136743/0001 - December 2017

Name or company name	Dr Webster & Dr Close
Contract type name	GDS Contract
Purpose of contract	General
Contract start date	07/06/2013
Contract end date	

17/18 Contracted general activity (UDA)	1,000
Carry forward general activity (UDA)	0
17/18 Contracted orthodontic activity (UOA)	0
Carry forward orthodontic activity (UOA)	0
Baseline contract value	£22,254.62

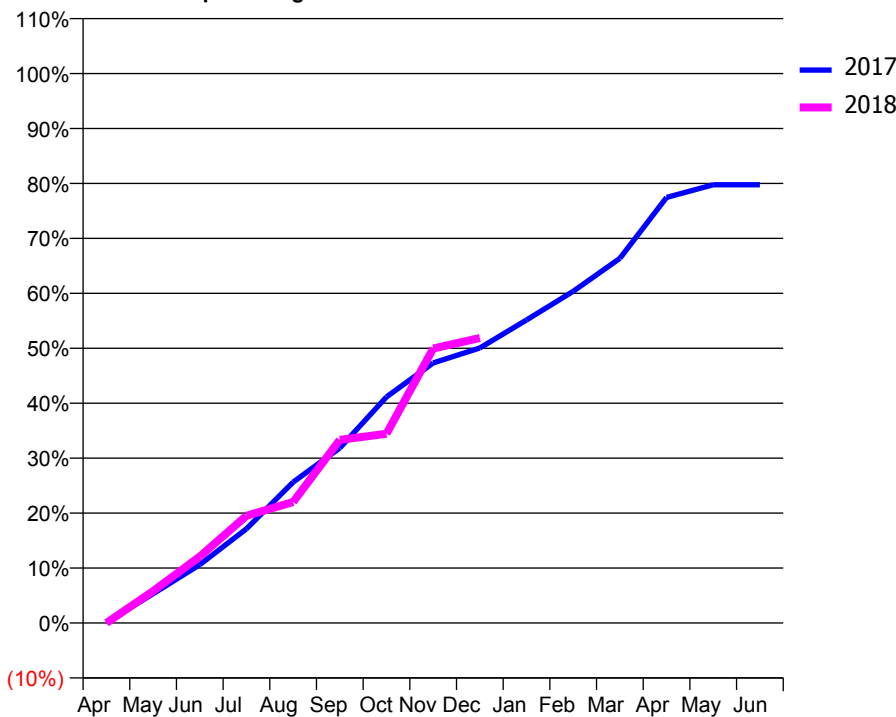
### ACCESS\*

Patients seen in 24 months	Total	Change since previous quarter
Quarter ending December 2016	358	
Quarter ending March 2017	356	→
Quarter ending June 2017	364	↑
Quarter ending September 2017	372	↑
Quarter ending December 2017	389	↑
<b>Variance since December 2016</b>	<b>8.7%</b>	<b>↑</b>



### ACTIVITY

Cumulative percentage of contracted UDA delivered 2017 & 2018



Adjusted Scheduled Activity (UDA)

Month	2017	2018
April	1	0
May	53	58
June	106	121
July	171	195
August	256	220
September	318	333
October	411	344
November	473	500
December	500	519
January	551	
February	604	
March	664	
April	775	
May	798	
June	798	

### QUALITY

	Quantity	Base Number	Contract	LHB	Wales
% of FP17s for the same patient ID Re-attending within 3 months - Children	18	376	4.8%	9.6%	11.0%
% of FP17s for the same patient ID Re-attending within 3 months - Adults	1	24	4.2%	14.4%	16.1%
% of FP17s for the same patient ID Re-attending between 3 & 9 months - Children	204	376	54.3%	54.4%	58.9%
% of FP17s for the same patient ID Re-attending between 3 & 9 months - Adults	18	24	75.0%	51.5%	55.2%
% of FP17s for Band 1 Urgent Courses	4	318	1.3%	9.2%	9.0%
% of FP17s Relating to Free Repair or Replacements	0	318	0.0%	0.8%	0.7%
% of FP17s Relating to Continuations	0	318	0.0%	0.7%	0.8%
% of Patients satisfied with the dentistry they have received	0	1	N/A	93.3%	91.9%
% of Patients satisfied with the time they had to wait for an appointment	1	1	N/A	89.3%	87.9%

\* This is based on patients treated on this contract for their most recent course of treatment. Figures in italics indicate the base number of FP17s or Patient Questionnaire responses are less than 100. N/A is shown where the base number of responses is less than 10 during the period. % is calculated as Quantity/Base number\*100

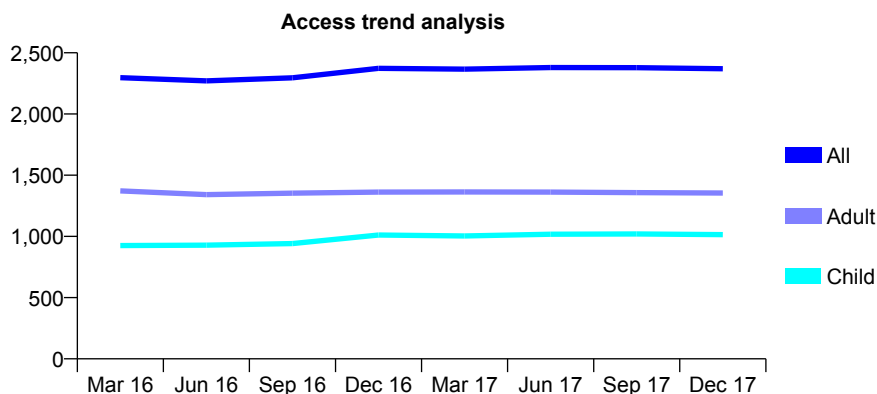
## 7A3 - Vital Signs At a Glance Contract Report for 142301/0001 - December 2017

Name or company name	Gower Healthcare Ltd
Contract type name	GDS Contract
Purpose of contract	General
Contract start date	01/04/2009
Contract end date	

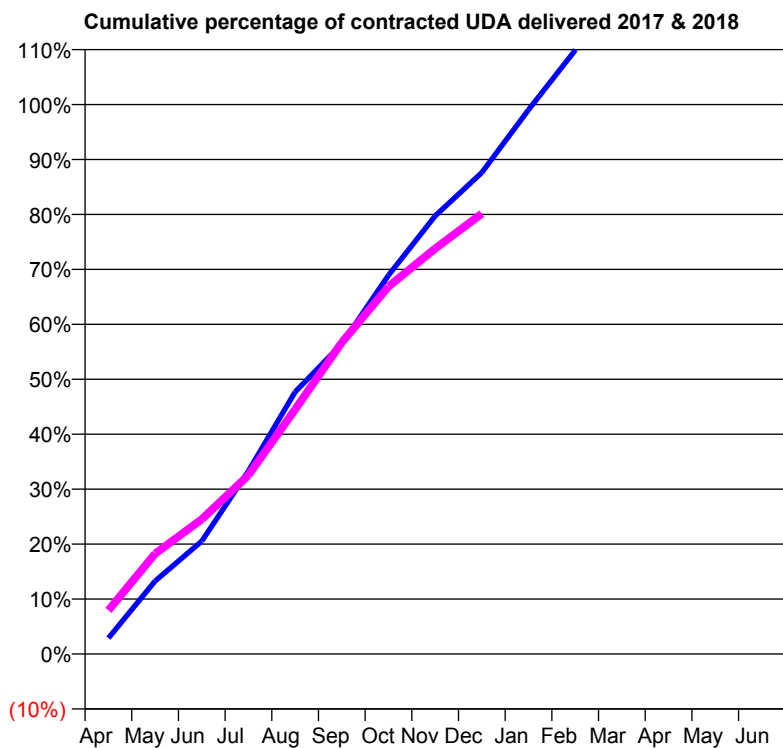
17/18 Contracted general activity (UDA)	7,500
Carry forward general activity (UDA)	-265
17/18 Contracted orthodontic activity (UOA)	0
Carry forward orthodontic activity (UOA)	0
Baseline contract value	£170,786.13

### ACCESS\*

Patients seen in 24 months	Total	Change since previous quarter
Quarter ending December 2016	2,373	
Quarter ending March 2017	2,367	→
Quarter ending June 2017	2,380	→
Quarter ending September 2017	2,378	→
Quarter ending December 2017	2,370	→
<b>Variance since December 2016</b>	<b>(0.1%)</b>	<b>→</b>



### ACTIVITY



Month	Adjusted Scheduled Activity (UDA)	
	2017	2018
April	206	597
May	943	1,370
June	1,459	1,838
July	2,365	2,441
August	3,387	3,339
September	4,008	4,253
October	4,894	5,016
November	5,661	5,534
December	6,221	6,010
January	7,032	
February	7,801	
March	8,760	
April	9,174	
May	9,184	
June	9,185	

### QUALITY

	Quantity	Base Number	Contract	LHB	Wales
% of FP17s for the same patient ID Re-attending within 3 months - Children	100	1,235	8.1%	9.6%	11.0%
% of FP17s for the same patient ID Re-attending within 3 months - Adults	268	1,497	17.9%	14.4%	16.1%
% of FP17s for the same patient ID Re-attending between 3 & 9 months - Children	834	1,235	67.5%	54.4%	58.9%
% of FP17s for the same patient ID Re-attending between 3 & 9 months - Adults	858	1,497	57.3%	51.5%	55.2%
% of FP17s for Band 1 Urgent Courses	121	2,559	4.7%	9.2%	9.0%
% of FP17s Relating to Free Repair or Replacements	6	2,559	0.2%	0.8%	0.7%
% of FP17s Relating to Continuations	0	2,559	0.0%	0.7%	0.8%
% of Patients satisfied with the dentistry they have received	11	11	100.0%	93.3%	91.9%
% of Patients satisfied with the time they had to wait for an appointment	11	11	100.0%	89.3%	87.9%

\* This is based on patients treated on this contract for their most recent course of treatment. Figures in italics indicate the base number of FP17s or Patient Questionnaire responses are less than 100. N/A is shown where the base number of responses is less than 10 during the period. % is calculated as Quantity/Base number\*100

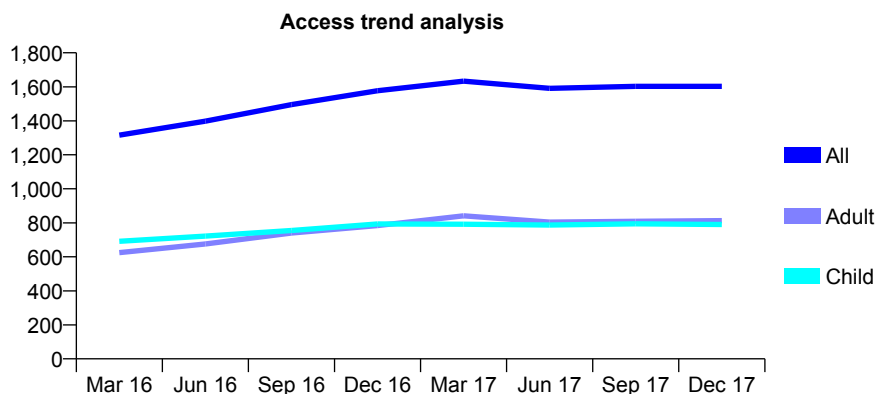
## 7A3 - Vital Signs At a Glance Contract Report for 143200/0001 - December 2017

Name or company name	Rhys Griffiths Ltd
Contract type name	GDS Contract
Purpose of contract	General
Contract start date	01/04/2015
Contract end date	

17/18 Contracted general activity (UDA)	5,144
Carry forward general activity (UDA)	0
17/18 Contracted orthodontic activity (UOA)	0
Carry forward orthodontic activity (UOA)	0
Baseline contract value	£126,538.28

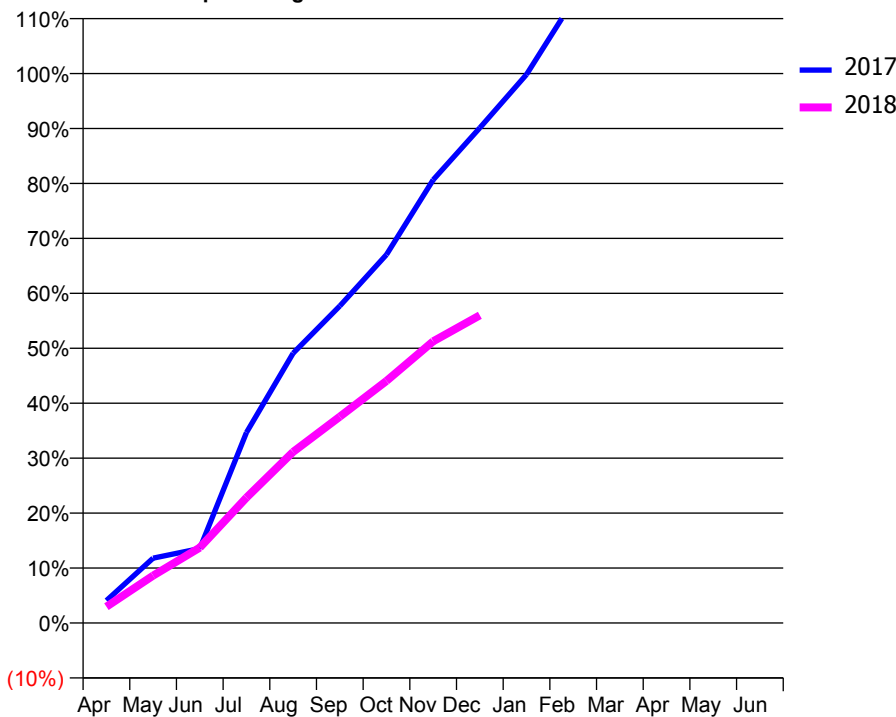
### ACCESS\*

Patients seen in 24 months	Total	Change since previous quarter
Quarter ending December 2016	1,577	
Quarter ending March 2017	1,633	↑
Quarter ending June 2017	1,591	↓
Quarter ending September 2017	1,603	→
Quarter ending December 2017	1,603	→
<b>Variance since December 2016</b>	<b>1.6%</b>	<b>→</b>



### ACTIVITY

Cumulative percentage of contracted UDA delivered 2017 & 2018



Adjusted Scheduled Activity (UDA)

Month	2017	2018
April	143	153
May	413	443
June	474	706
July	1,213	1,174
August	1,718	1,602
September	2,019	1,932
October	2,346	2,266
November	2,823	2,637
December	3,154	2,881
January	3,494	
February	3,963	
March	4,391	
April	4,599	
May	4,610	
June	4,625	

### QUALITY

	Quantity	Base Number	Contract	LHB	Wales
% of FP17s for the same patient ID Re-attending within 3 months - Children	83	815	10.2%	9.6%	11.0%
% of FP17s for the same patient ID Re-attending within 3 months - Adults	147	724	20.3%	14.4%	16.1%
% of FP17s for the same patient ID Re-attending between 3 & 9 months - Children	393	815	48.2%	54.4%	58.9%
% of FP17s for the same patient ID Re-attending between 3 & 9 months - Adults	308	724	42.5%	51.5%	55.2%
% of FP17s for Band 1 Urgent Courses	159	1,434	11.1%	9.2%	9.0%
% of FP17s Relating to Free Repair or Replacements	0	1,434	0.0%	0.8%	0.7%
% of FP17s Relating to Continuations	2	1,434	0.1%	0.7%	0.8%
% of Patients satisfied with the dentistry they have received	8	8	N/A	93.3%	91.9%
% of Patients satisfied with the time they had to wait for an appointment	8	8	N/A	89.3%	87.9%

\* This is based on patients treated on this contract for their most recent course of treatment. Figures in italics indicate the base number of FP17s or Patient Questionnaire responses are less than 100. N/A is shown where the base number of responses is less than 10 during the period. % is calculated as Quantity/Base number\*100



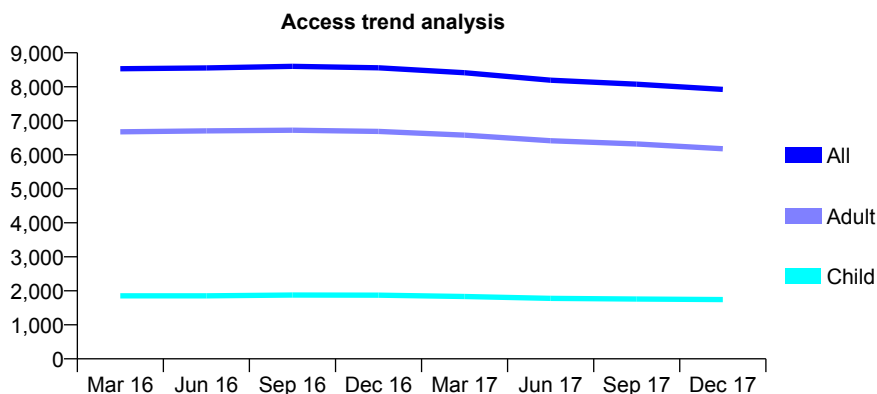
## 7A3 - Vital Signs At a Glance Contract Report for 145610/0001 - December 2017

Name or company name	Beynons Dental Surgery
Contract type name	GDS Contract
Purpose of contract	General
Contract start date	01/04/2009
Contract end date	

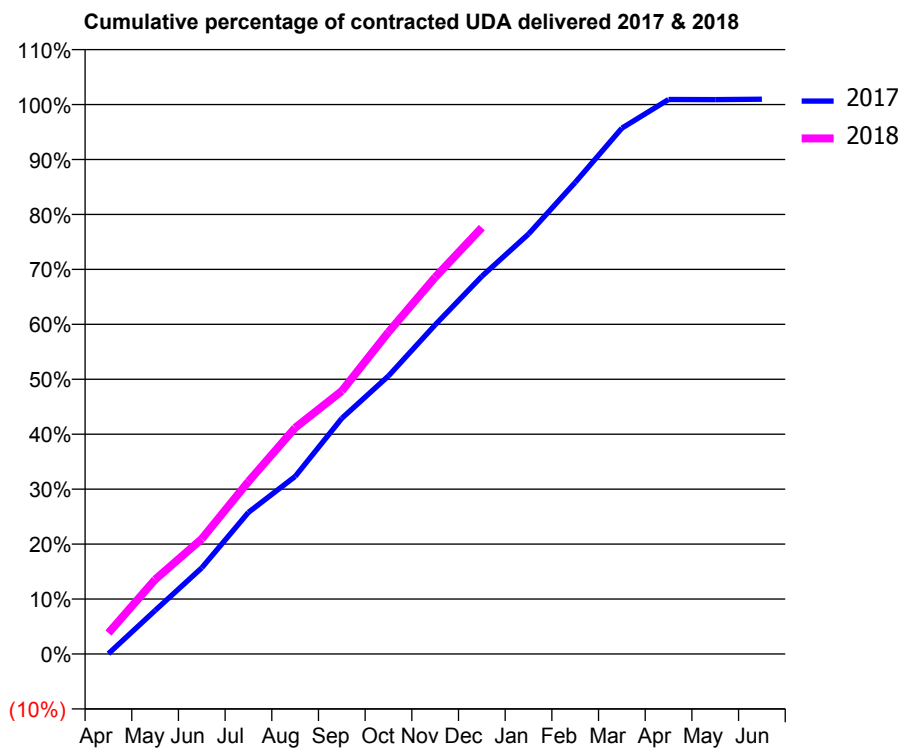
17/18 Contracted general activity (UDA)	24,396
Carry forward general activity (UDA)	0
17/18 Contracted orthodontic activity (UOA)	0
Carry forward orthodontic activity (UOA)	0
Baseline contract value	£553,876.45

### ACCESS\*

Patients seen in 24 months	Total	Change since previous quarter
Quarter ending December 2016	8,560	
Quarter ending March 2017	8,414	↓
Quarter ending June 2017	8,193	↓
Quarter ending September 2017	8,078	↓
Quarter ending December 2017	7,923	↓
<b>Variance since December 2016</b>	<b>(7.4%)</b>	<b>↓</b>



### ACTIVITY



Month	Adjusted Scheduled Activity (UDA)	
	2017	2018
April	15	934
May	1,934	3,307
June	3,826	5,112
July	6,292	7,659
August	7,886	10,042
September	10,462	11,680
October	12,346	14,294
November	14,613	16,727
December	16,767	18,927
January	18,647	
February	20,940	
March	23,347	
April	24,619	
May	24,611	
June	24,632	

### QUALITY

	Quantity	Base Number	Contract	LHB	Wales
% of FP17s for the same patient ID Re-attending within 3 months - Children	114	1,923	5.9%	9.6%	11.0%
% of FP17s for the same patient ID Re-attending within 3 months - Adults	923	6,939	13.3%	14.4%	16.1%
% of FP17s for the same patient ID Re-attending between 3 & 9 months - Children	1,172	1,923	60.9%	54.4%	58.9%
% of FP17s for the same patient ID Re-attending between 3 & 9 months - Adults	4,139	6,939	59.6%	51.5%	55.2%
% of FP17s for Band 1 Urgent Courses	707	8,381	8.4%	9.2%	9.0%
% of FP17s Relating to Free Repair or Replacements	135	8,381	1.6%	0.8%	0.7%
% of FP17s Relating to Continuations	9	8,381	0.1%	0.7%	0.8%
% of Patients satisfied with the dentistry they have received	45	45	100.0%	93.3%	91.9%
% of Patients satisfied with the time they had to wait for an appointment	43	45	95.6%	89.3%	87.9%

\* This is based on patients treated on this contract for their most recent course of treatment. Figures in italics indicate the base number of FP17s or Patient Questionnaire responses are less than 100. N/A is shown where the base number of responses is less than 10 during the period. % is calculated as Quantity/Base number\*100

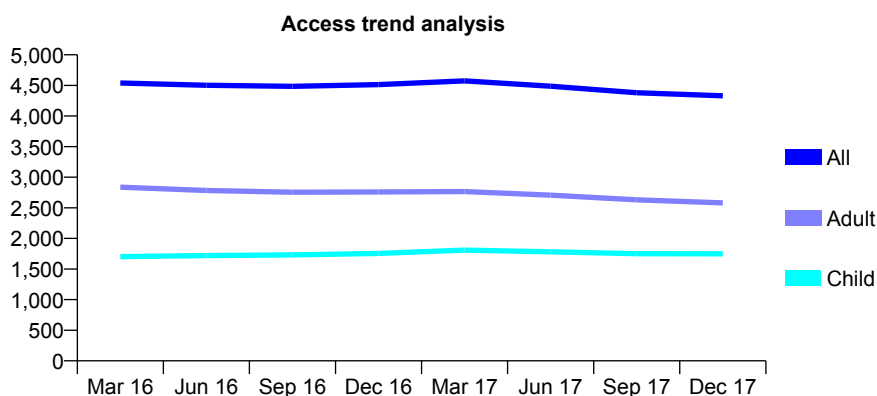
## 7A3 - Vital Signs At a Glance Contract Report for 147427/0001 - December 2017

Name or company name	Manor Road Dental Practice Limited
Contract type name	GDS Contract
Purpose of contract	General
Contract start date	01/08/2009
Contract end date	

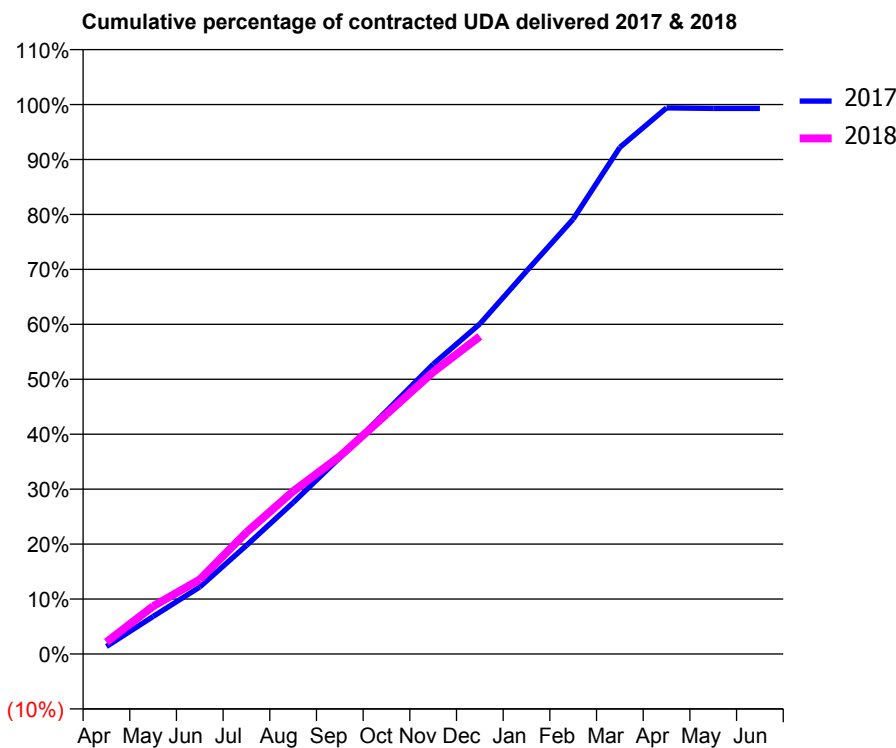
17/18 Contracted general activity (UDA)	11,252
Carry forward general activity (UDA)	0
17/18 Contracted orthodontic activity (UOA)	0
Carry forward orthodontic activity (UOA)	0
Baseline contract value	£277,996.33

### ACCESS\*

Patients seen in 24 months	Total	Change since previous quarter
Quarter ending December 2016	4,514	
Quarter ending March 2017	4,575	→
Quarter ending June 2017	4,488	↓
Quarter ending September 2017	4,380	↓
Quarter ending December 2017	4,329	↓
<b>Variance since December 2016</b>	<b>(4.1%)</b>	<b>↓</b>



### ACTIVITY



Month	Adjusted Scheduled Activity (UDA)	
	2017	2018
April	155	245
May	767	979
June	1,371	1,524
July	2,225	2,492
August	3,101	3,334
September	4,020	4,049
October	4,976	4,910
November	5,935	5,775
December	6,760	6,503
January	7,842	
February	8,905	
March	10,376	
April	11,182	
May	11,172	
June	11,173	

### QUALITY

	Quantity	Base Number	Contract	LHB	Wales
% of FP17s for the same patient ID Re-attending within 3 months - Children	107	1,484	7.2%	9.6%	11.0%
% of FP17s for the same patient ID Re-attending within 3 months - Adults	283	1,906	14.8%	14.4%	16.1%
% of FP17s for the same patient ID Re-attending between 3 & 9 months - Children	658	1,484	44.3%	54.4%	58.9%
% of FP17s for the same patient ID Re-attending between 3 & 9 months - Adults	595	1,906	31.2%	51.5%	55.2%
% of FP17s for Band 1 Urgent Courses	613	3,108	19.7%	9.2%	9.0%
% of FP17s Relating to Free Repair or Replacements	2	3,108	0.1%	0.8%	0.7%
% of FP17s Relating to Continuations	10	3,108	0.3%	0.7%	0.8%
% of Patients satisfied with the dentistry they have received	6	7	N/A	93.3%	91.9%
% of Patients satisfied with the time they had to wait for an appointment	6	7	N/A	89.3%	87.9%

\* This is based on patients treated on this contract for their most recent course of treatment. Figures in italics indicate the base number of FP17s or Patient Questionnaire responses are less than 100. N/A is shown where the base number of responses is less than 10 during the period. % is calculated as Quantity/Base number\*100

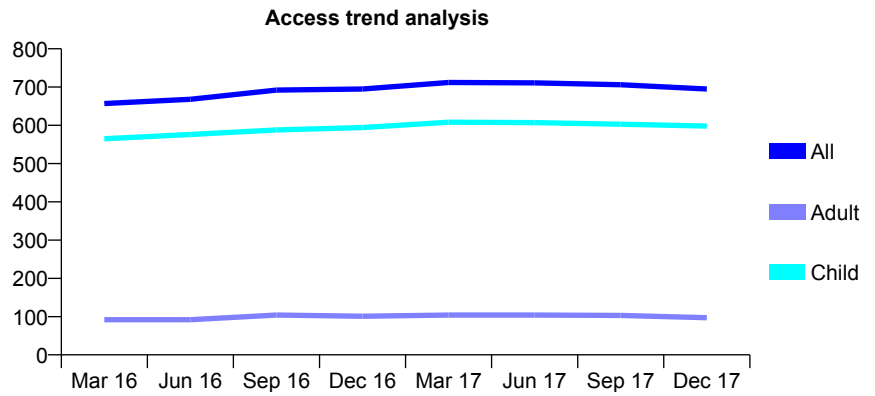
## 7A3 - Vital Signs At a Glance Contract Report for 147540/0001 - December 2017

Name or company name	Marsh Dental Surgery
Contract type name	GDS Contract
Purpose of contract	General
Contract start date	01/04/2006
Contract end date	

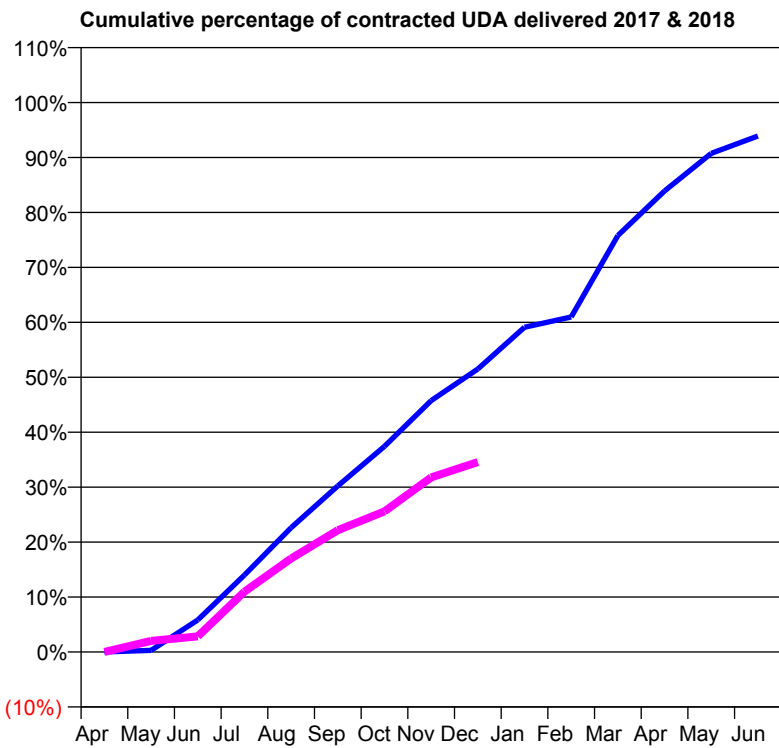
17/18 Contracted general activity (UDA)	1,825
Carry forward general activity (UDA)	0
17/18 Contracted orthodontic activity (UOA)	0
Carry forward orthodontic activity (UOA)	0
Baseline contract value	£41,637.36

### ACCESS\*

Patients seen in 24 months	Total	Change since previous quarter
Quarter ending December 2016	695	
Quarter ending March 2017	712	↑
Quarter ending June 2017	711	→
Quarter ending September 2017	706	→
Quarter ending December 2017	695	↓
<b>Variance since December 2016</b>	<b>0.0%</b>	<b>→</b>



### ACTIVITY



Month	Adjusted Scheduled Activity (UDA)	
	2017	2018
April	0	0
May	5	37
June	96	52
July	231	200
August	373	311
September	499	405
October	618	467
November	755	580
December	850	631
January	975	
February	1,006	
March	1,251	
April	1,384	
May	1,497	
June	1,549	

### QUALITY

	Quantity	Base Number	Contract	LHB	Wales
% of FP17s for the same patient ID Re-attending within 3 months - Children	29	577	5.0%	9.6%	11.0%
% of FP17s for the same patient ID Re-attending within 3 months - Adults	0	24	0.0%	14.4%	16.1%
% of FP17s for the same patient ID Re-attending between 3 & 9 months - Children	354	577	61.4%	54.4%	58.9%
% of FP17s for the same patient ID Re-attending between 3 & 9 months - Adults	16	24	66.7%	51.5%	55.2%
% of FP17s for Band 1 Urgent Courses	4	435	0.9%	9.2%	9.0%
% of FP17s Relating to Free Repair or Replacements	0	435	0.0%	0.8%	0.7%
% of FP17s Relating to Continuations	0	435	0.0%	0.7%	0.8%
% of Patients satisfied with the dentistry they have received	2	2	N/A	93.3%	91.9%
% of Patients satisfied with the time they had to wait for an appointment	2	2	N/A	89.3%	87.9%

\* This is based on patients treated on this contract for their most recent course of treatment. Figures in italics indicate the base number of FP17s or Patient Questionnaire responses are less than 100. N/A is shown where the base number of responses is less than 10 during the period. % is calculated as Quantity/Base number\*100

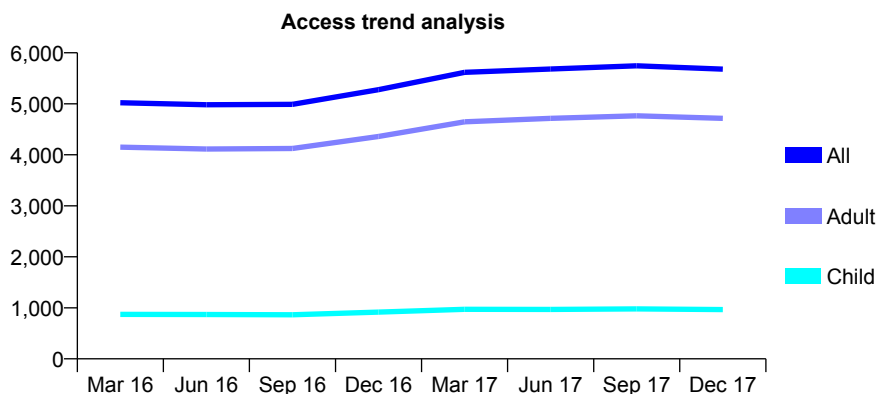
## 7A3 - Vital Signs At a Glance Contract Report for 148830/0001 - December 2017

Name or company name	United Dental Ltd
Contract type name	GDS Contract
Purpose of contract	General
Contract start date	01/04/2006
Contract end date	

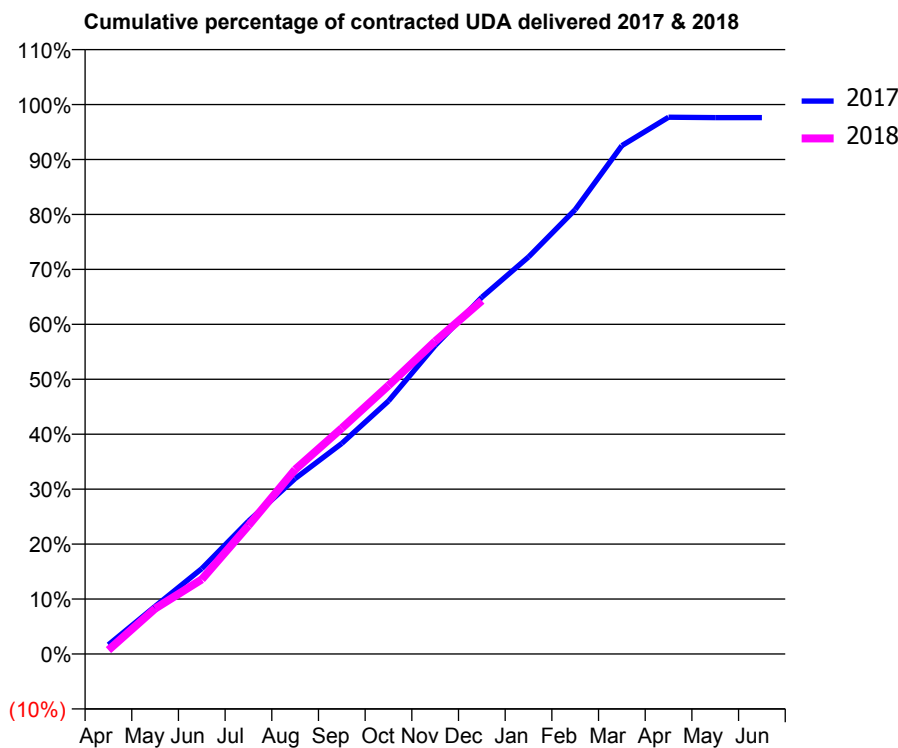
17/18 Contracted general activity (UDA)	16,210
Carry forward general activity (UDA)	387
17/18 Contracted orthodontic activity (UOA)	0
Carry forward orthodontic activity (UOA)	0
Baseline contract value	£383,112.64

### ACCESS\*

Patients seen in 24 months	Total	Change since previous quarter
Quarter ending December 2016	5,277	
Quarter ending March 2017	5,618	↑
Quarter ending June 2017	5,682	→
Quarter ending September 2017	5,746	→
Quarter ending December 2017	5,681	↓
<b>Variance since December 2016</b>	<b>7.7%</b>	<b>↑</b>



### ACTIVITY



Month	Adjusted Scheduled Activity (UDA)	
	2017	2018
April	272	117
May	1,406	1,340
June	2,519	2,200
July	3,919	3,792
August	5,175	5,444
September	6,213	6,661
October	7,465	7,921
November	9,102	9,227
December	10,524	10,421
January	11,714	
February	13,109	
March	14,996	
April	15,835	
May	15,823	
June	15,823	

### QUALITY

	Quantity	Base Number	Contract	LHB	Wales
% of FP17s for the same patient ID Re-attending within 3 months - Children	46	881	5.2%	9.6%	11.0%
% of FP17s for the same patient ID Re-attending within 3 months - Adults	451	4,185	10.8%	14.4%	16.1%
% of FP17s for the same patient ID Re-attending between 3 & 9 months - Children	407	881	46.2%	54.4%	58.9%
% of FP17s for the same patient ID Re-attending between 3 & 9 months - Adults	1,656	4,185	39.6%	51.5%	55.2%
% of FP17s for Band 1 Urgent Courses	282	4,795	5.9%	9.2%	9.0%
% of FP17s Relating to Free Repair or Replacements	74	4,795	1.5%	0.8%	0.7%
% of FP17s Relating to Continuations	36	4,795	0.8%	0.7%	0.8%
% of Patients satisfied with the dentistry they have received	27	29	93.1%	93.3%	91.9%
% of Patients satisfied with the time they had to wait for an appointment	28	29	96.6%	89.3%	87.9%

\* This is based on patients treated on this contract for their most recent course of treatment. Figures in italics indicate the base number of FP17s or Patient Questionnaire responses are less than 100. N/A is shown where the base number of responses is less than 10 during the period. % is calculated as Quantity/Base number\*100

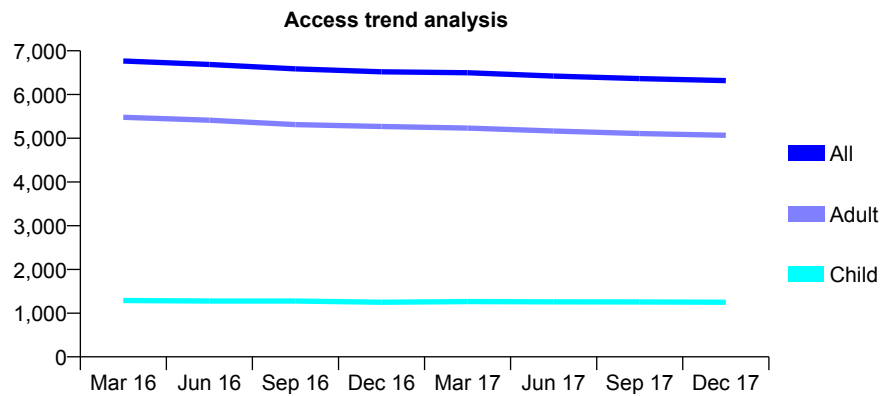
## 7A3 - Vital Signs At a Glance Contract Report for 150215/0001 - December 2017

Name or company name	T Metcalfe
Contract type name	GDS Contract
Purpose of contract	General
Contract start date	01/04/2014
Contract end date	

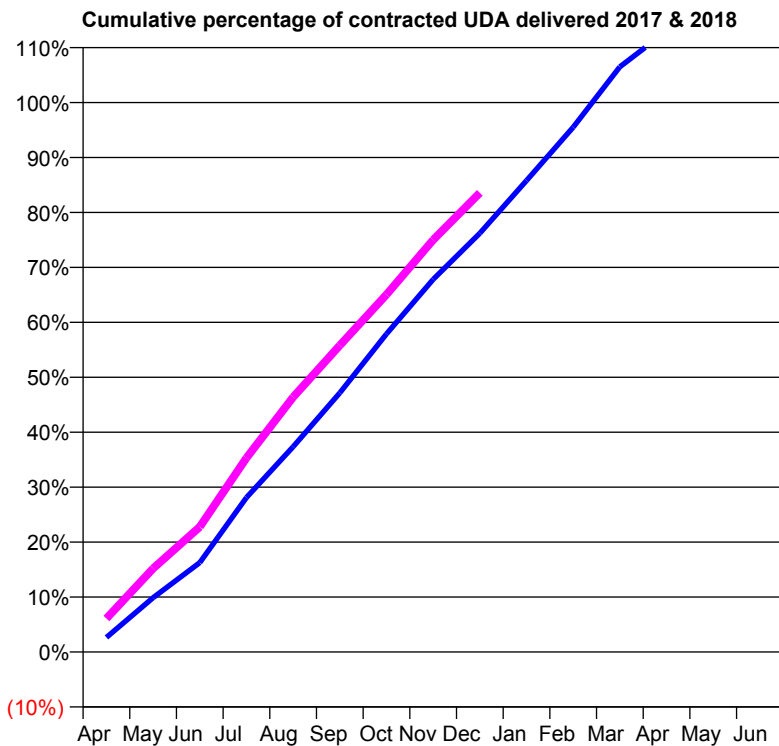
17/18 Contracted general activity (UDA)	16,447
Carry forward general activity (UDA)	-365
17/18 Contracted orthodontic activity (UOA)	0
Carry forward orthodontic activity (UOA)	0
Baseline contract value	£383,333.01

### ACCESS\*

Patients seen in 24 months	Total	Change since previous quarter
Quarter ending December 2016	6,519	
Quarter ending March 2017	6,498	→
Quarter ending June 2017	6,423	↓
Quarter ending September 2017	6,364	→
Quarter ending December 2017	6,317	→
<b>Variance since December 2016</b>	<b>(3.1%)</b>	<b>↓</b>



### ACTIVITY



Month	Adjusted Scheduled Activity (UDA)	
	2017	2018
April	437	1,002
May	1,627	2,499
June	2,676	3,748
July	4,623	5,809
August	6,146	7,628
September	7,759	9,178
October	9,523	10,697
November	11,154	12,334
December	12,533	13,742
January	14,110	
February	15,707	
March	17,516	
April	18,577	
May	18,630	
June	18,632	

### QUALITY

	Quantity	Base Number	Contract	LHB	Wales
% of FP17s for the same patient ID Re-attending within 3 months - Children	63	1,278	4.9%	9.6%	11.0%
% of FP17s for the same patient ID Re-attending within 3 months - Adults	736	5,688	12.9%	14.4%	16.1%
% of FP17s for the same patient ID Re-attending between 3 & 9 months - Children	616	1,278	48.2%	54.4%	58.9%
% of FP17s for the same patient ID Re-attending between 3 & 9 months - Adults	3,102	5,688	54.5%	51.5%	55.2%
% of FP17s for Band 1 Urgent Courses	326	6,525	5.0%	9.2%	9.0%
% of FP17s Relating to Free Repair or Replacements	34	6,525	0.5%	0.8%	0.7%
% of FP17s Relating to Continuations	20	6,525	0.3%	0.7%	0.8%
% of Patients satisfied with the dentistry they have received	64	68	94.1%	93.3%	91.9%
% of Patients satisfied with the time they had to wait for an appointment	62	68	91.2%	89.3%	87.9%

\* This is based on patients treated on this contract for their most recent course of treatment. Figures in italics indicate the base number of FP17s or Patient Questionnaire responses are less than 100. N/A is shown where the base number of responses is less than 10 during the period. % is calculated as Quantity/Base number\*100

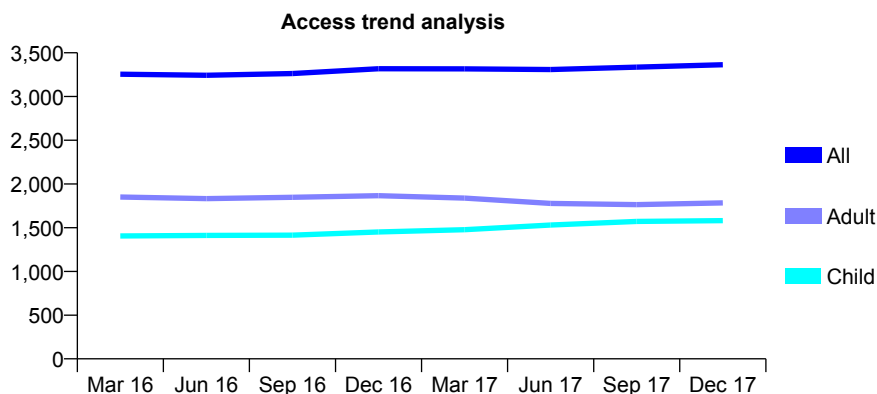
## 7A3 - Vital Signs At a Glance Contract Report for 152501/0001 - December 2017

Name or company name	Gower Healthcare Limited
Contract type name	GDS Contract
Purpose of contract	General and Orthodontic
Contract start date	01/04/2010
Contract end date	

17/18 Contracted general activity (UDA)	12,917
Carry forward general activity (UDA)	-167
17/18 Contracted orthodontic activity (UOA)	8
Carry forward orthodontic activity (UOA)	0
Baseline contract value	£296,656.06

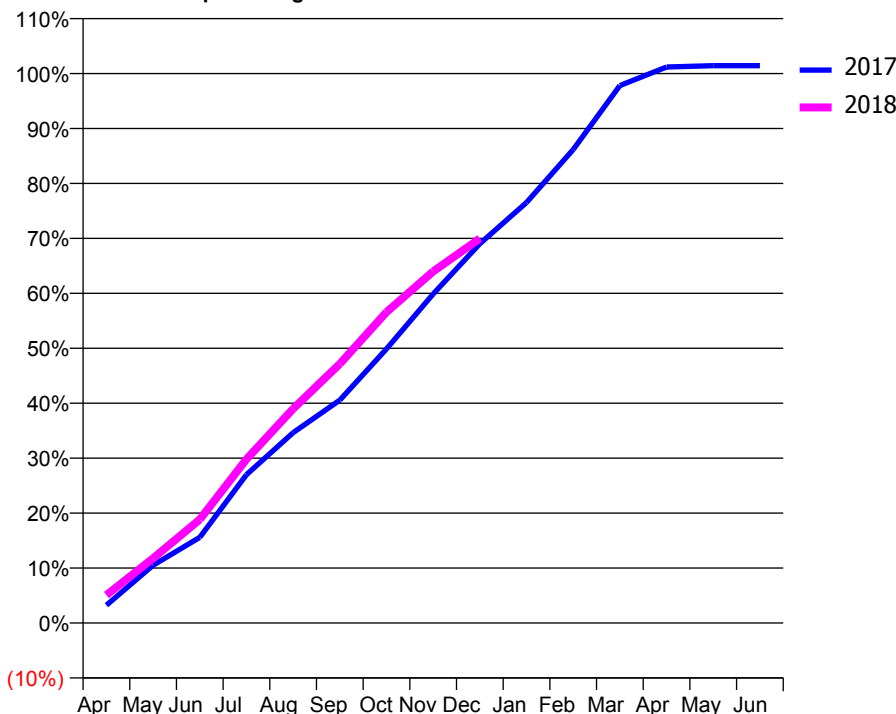
### ACCESS\*

Patients seen in 24 months	Total	Change since previous quarter
Quarter ending December 2016	3,317	
Quarter ending March 2017	3,316	→
Quarter ending June 2017	3,309	→
Quarter ending September 2017	3,336	→
Quarter ending December 2017	3,363	→
<b>Variance since December 2016</b>	<b>1.4%</b>	<b>→</b>



### ACTIVITY

Cumulative percentage of contracted UDA delivered 2017 & 2018



Month	Adjusted Scheduled Activity (UDA)	
	2017	2018
April	381	657
May	1,235	1,522
June	1,830	2,434
July	3,170	3,851
August	4,067	5,035
September	4,761	6,093
October	5,857	7,307
November	7,029	8,263
December	8,105	9,037
January	8,985	
February	10,115	
March	11,482	
April	11,878	
May	11,907	
June	11,907	

### QUALITY

	Quantity	Base Number	Contract	LHB	Wales
% of FP17s for the same patient ID Re-attending within 3 months - Children	152	2,063	7.4%	9.6%	11.0%
% of FP17s for the same patient ID Re-attending within 3 months - Adults	375	1,988	18.9%	14.4%	16.1%
% of FP17s for the same patient ID Re-attending between 3 & 9 months - Children	1,333	2,063	64.6%	54.4%	58.9%
% of FP17s for the same patient ID Re-attending between 3 & 9 months - Adults	1,137	1,988	57.2%	51.5%	55.2%
% of FP17s for Band 1 Urgent Courses	230	3,874	5.9%	9.2%	9.0%
% of FP17s Relating to Free Repair or Replacements	14	3,874	0.4%	0.8%	0.7%
% of FP17s Relating to Continuations	6	3,874	0.2%	0.7%	0.8%
% of Patients satisfied with the dentistry they have received	13	14	92.9%	93.3%	91.9%
% of Patients satisfied with the time they had to wait for an appointment	14	14	100.0%	89.3%	87.9%

\* This is based on patients treated on this contract for their most recent course of treatment. Figures in italics indicate the base number of FP17s or Patient Questionnaire responses are less than 100. N/A is shown where the base number of responses is less than 10 during the period. % is calculated as Quantity/Base number\*100

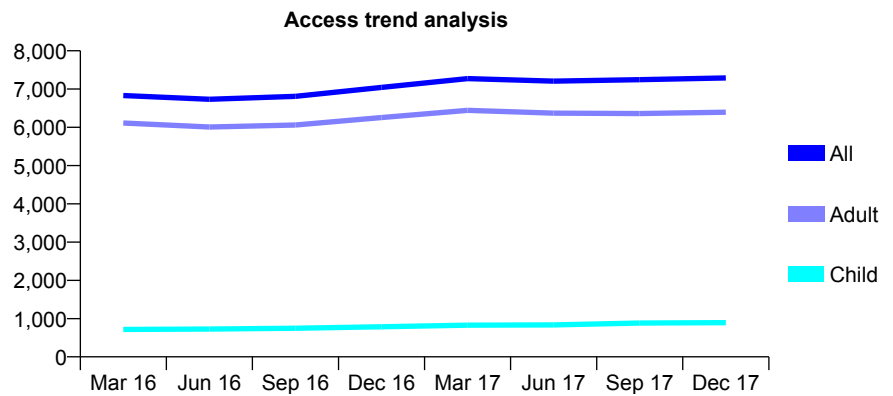
## 7A3 - Vital Signs At a Glance Contract Report for 155721/0001 - December 2017

Name or company name	University Dental Care
Contract type name	GDS Contract
Purpose of contract	General
Contract start date	01/04/2012
Contract end date	

17/18 Contracted general activity (UDA)	15,442
Carry forward general activity (UDA)	49
17/18 Contracted orthodontic activity (UOA)	0
Carry forward orthodontic activity (UOA)	0
Baseline contract value	£437,045.78

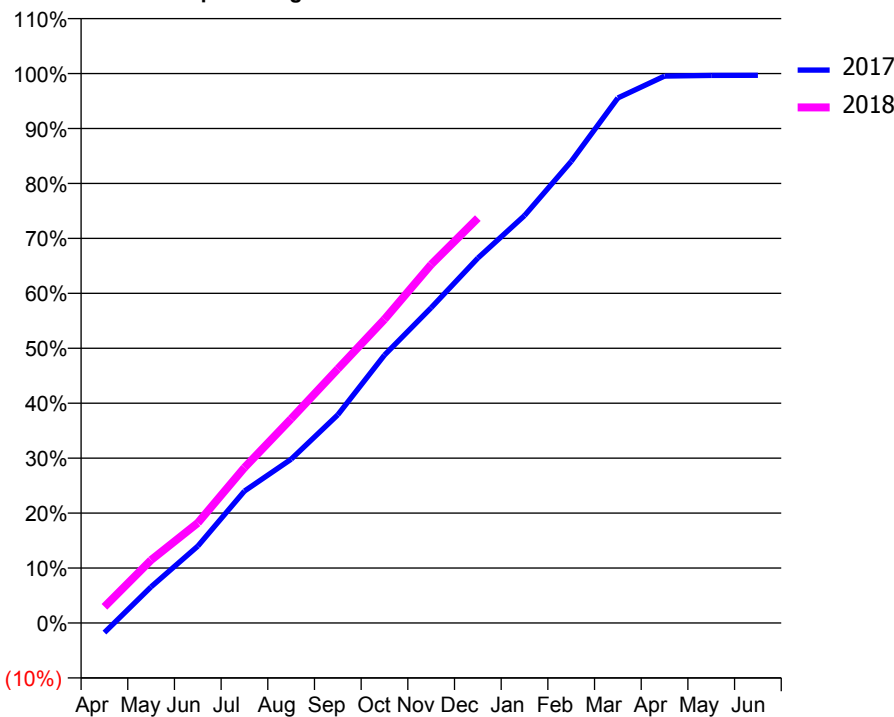
### ACCESS\*

Patients seen in 24 months	Total	Change since previous quarter
Quarter ending December 2016	7,042	
Quarter ending March 2017	7,272	↑
Quarter ending June 2017	7,207	→
Quarter ending September 2017	7,244	→
Quarter ending December 2017	7,289	→
<b>Variance since December 2016</b>	<b>3.5%</b>	<b>↑</b>



### ACTIVITY

Cumulative percentage of contracted UDA delivered 2017 & 2018



Month	Adjusted Scheduled Activity (UDA)	
	2017	2018
April	-271	454
May	1,016	1,772
June	2,159	2,814
July	3,708	4,369
August	4,603	5,740
September	5,853	7,141
October	7,530	8,533
November	8,861	10,075
December	10,255	11,377
January	11,449	
February	12,972	
March	14,754	
April	15,368	
May	15,388	
June	15,393	

### QUALITY

	Quantity	Base Number	Contract	LHB	Wales
% of FP17s for the same patient ID Re-attending within 3 months - Children	56	917	6.1%	9.6%	11.0%
% of FP17s for the same patient ID Re-attending within 3 months - Adults	935	5,860	16.0%	14.4%	16.1%
% of FP17s for the same patient ID Re-attending between 3 & 9 months - Children	491	917	53.5%	54.4%	58.9%
% of FP17s for the same patient ID Re-attending between 3 & 9 months - Adults	2,637	5,860	45.0%	51.5%	55.2%
% of FP17s for Band 1 Urgent Courses	691	6,435	10.7%	9.2%	9.0%
% of FP17s Relating to Free Repair or Replacements	65	6,435	1.0%	0.8%	0.7%
% of FP17s Relating to Continuations	37	6,435	0.6%	0.7%	0.8%
% of Patients satisfied with the dentistry they have received	20	20	100.0%	93.3%	91.9%
% of Patients satisfied with the time they had to wait for an appointment	18	20	90.0%	89.3%	87.9%

\* This is based on patients treated on this contract for their most recent course of treatment. Figures in italics indicate the base number of FP17s or Patient Questionnaire responses are less than 100. N/A is shown where the base number of responses is less than 10 during the period. % is calculated as Quantity/Base number\*100

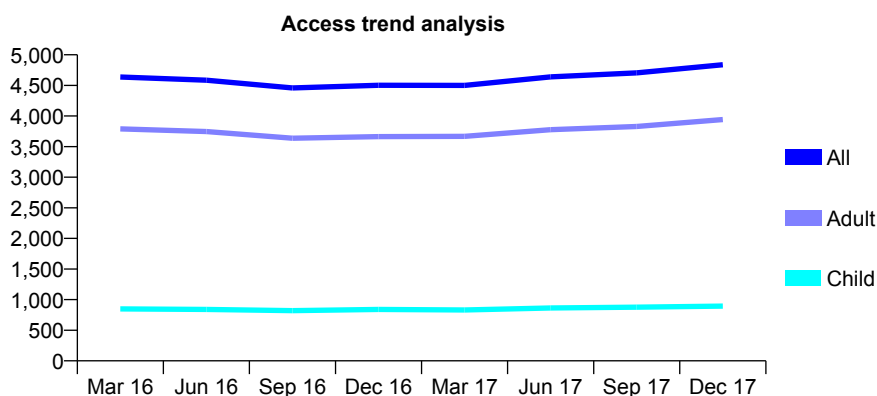
## 7A3 - Vital Signs At a Glance Contract Report for 158194/0005 - December 2017

Name or company name	Denticare Ltd
Contract type name	GDS Contract
Purpose of contract	General
Contract start date	01/04/2006
Contract end date	

17/18 Contracted general activity (UDA)	14,818
Carry forward general activity (UDA)	0
17/18 Contracted orthodontic activity (UOA)	0
Carry forward orthodontic activity (UOA)	0
Baseline contract value	£345,376.26

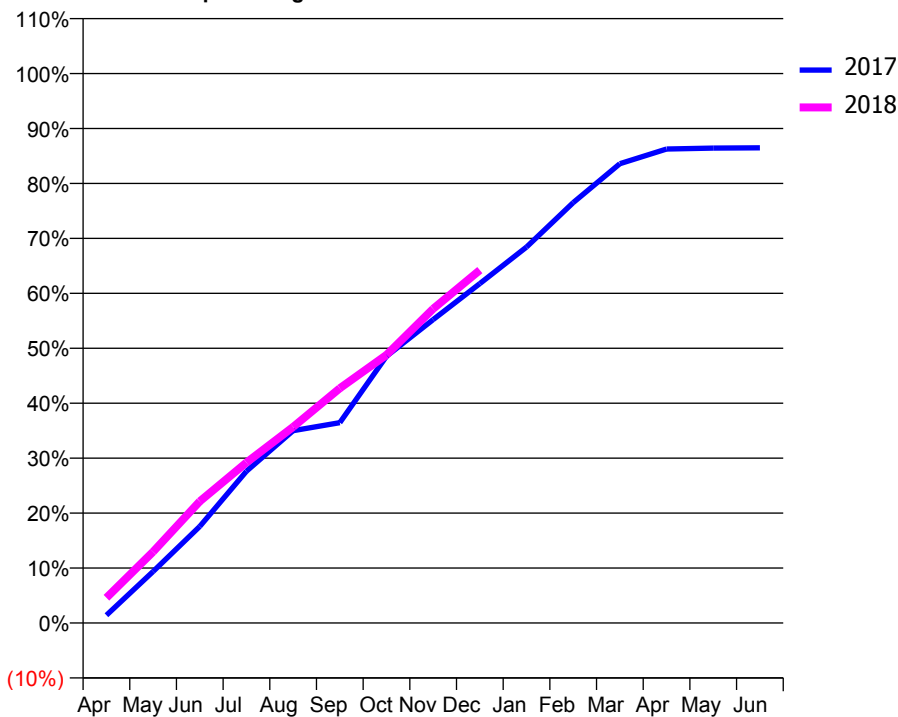
### ACCESS\*

Patients seen in 24 months	Total	Change since previous quarter
Quarter ending December 2016	4,503	
Quarter ending March 2017	4,499	→
Quarter ending June 2017	4,640	↑
Quarter ending September 2017	4,705	→
Quarter ending December 2017	4,838	↑
<b>Variance since December 2016</b>	<b>7.4%</b>	<b>↑</b>



### ACTIVITY

Cumulative percentage of contracted UDA delivered 2017 & 2018



Month	Adjusted Scheduled Activity (UDA)	
	2017	2018
April	211	683
May	1,391	1,921
June	2,606	3,282
July	4,093	4,327
August	5,188	5,286
September	5,401	6,331
October	7,192	7,229
November	8,184	8,472
December	9,154	9,516
January	10,137	
February	11,336	
March	12,387	
April	12,780	
May	12,807	
June	12,813	

### QUALITY

	Quantity	Base Number	Contract	LHB	Wales
% of FP17s for the same patient ID Re-attending within 3 months - Children	38	829	4.6%	9.6%	11.0%
% of FP17s for the same patient ID Re-attending within 3 months - Adults	369	3,861	9.6%	14.4%	16.1%
% of FP17s for the same patient ID Re-attending between 3 & 9 months - Children	407	829	49.1%	54.4%	58.9%
% of FP17s for the same patient ID Re-attending between 3 & 9 months - Adults	1,674	3,861	43.4%	51.5%	55.2%
% of FP17s for Band 1 Urgent Courses	235	4,524	5.2%	9.2%	9.0%
% of FP17s Relating to Free Repair or Replacements	32	4,524	0.7%	0.8%	0.7%
% of FP17s Relating to Continuations	74	4,524	1.6%	0.7%	0.8%
% of Patients satisfied with the dentistry they have received	13	17	76.5%	93.3%	91.9%
% of Patients satisfied with the time they had to wait for an appointment	10	17	58.8%	89.3%	87.9%

\* This is based on patients treated on this contract for their most recent course of treatment. Figures in italics indicate the base number of FP17s or Patient Questionnaire responses are less than 100. N/A is shown where the base number of responses is less than 10 during the period. % is calculated as Quantity/Base number\*100



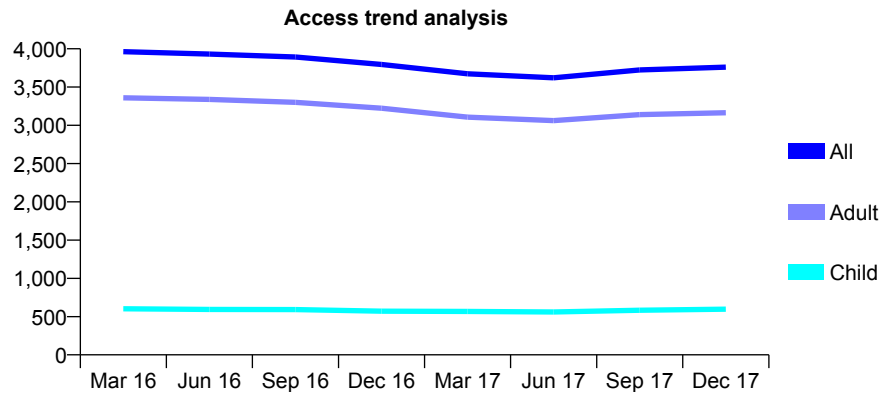
## 7A3 - Vital Signs At a Glance Contract Report for 158194/0011 - December 2017

Name or company name	Denticare Ltd
Contract type name	GDS Contract
Purpose of contract	General
Contract start date	01/04/2006
Contract end date	

17/18 Contracted general activity (UDA)	13,462
Carry forward general activity (UDA)	0
17/18 Contracted orthodontic activity (UOA)	0
Carry forward orthodontic activity (UOA)	0
Baseline contract value	£407,939.29

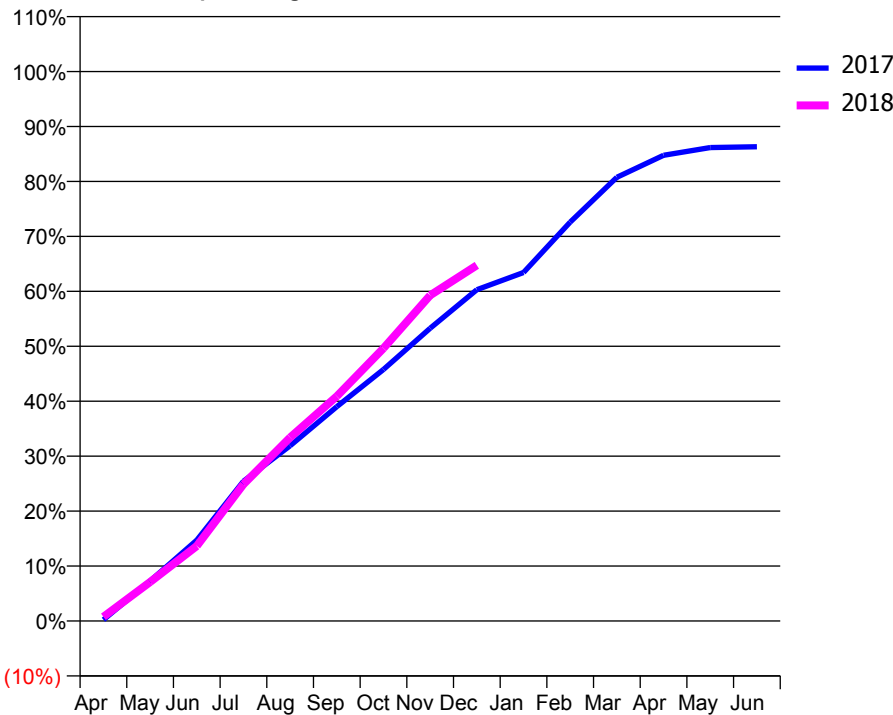
### ACCESS\*

Patients seen in 24 months	Total	Change since previous quarter
Quarter ending December 2016	3,795	
Quarter ending March 2017	3,674	↓
Quarter ending June 2017	3,621	↓
Quarter ending September 2017	3,723	↑
Quarter ending December 2017	3,761	→
<b>Variance since December 2016</b>	<b>(0.9%)</b>	→



### ACTIVITY

Cumulative percentage of contracted UDA delivered 2017 & 2018



Month	Adjusted Scheduled Activity (UDA)	
	2017	2018
April	33	103
May	981	954
June	1,980	1,839
July	3,425	3,349
August	4,294	4,495
September	5,252	5,508
October	6,163	6,683
November	7,173	7,978
December	8,117	8,713
January	8,537	
February	9,772	
March	10,872	
April	11,409	
May	11,599	
June	11,618	

### QUALITY

	Quantity	Base Number	Contract	LHB	Wales
% of FP17s for the same patient ID Re-attending within 3 months - Children	33	676	4.9%	9.6%	11.0%
% of FP17s for the same patient ID Re-attending within 3 months - Adults	379	3,780	10.0%	14.4%	16.1%
% of FP17s for the same patient ID Re-attending between 3 & 9 months - Children	353	676	52.2%	54.4%	58.9%
% of FP17s for the same patient ID Re-attending between 3 & 9 months - Adults	2,186	3,780	57.8%	51.5%	55.2%
% of FP17s for Band 1 Urgent Courses	259	4,144	6.3%	9.2%	9.0%
% of FP17s Relating to Free Repair or Replacements	30	4,144	0.7%	0.8%	0.7%
% of FP17s Relating to Continuations	35	4,144	0.8%	0.7%	0.8%
% of Patients satisfied with the dentistry they have received	15	15	100.0%	93.3%	91.9%
% of Patients satisfied with the time they had to wait for an appointment	14	15	93.3%	89.3%	87.9%

\* This is based on patients treated on this contract for their most recent course of treatment. Figures in italics indicate the base number of FP17s or Patient Questionnaire responses are less than 100. N/A is shown where the base number of responses is less than 10 during the period. % is calculated as Quantity/Base number\*100

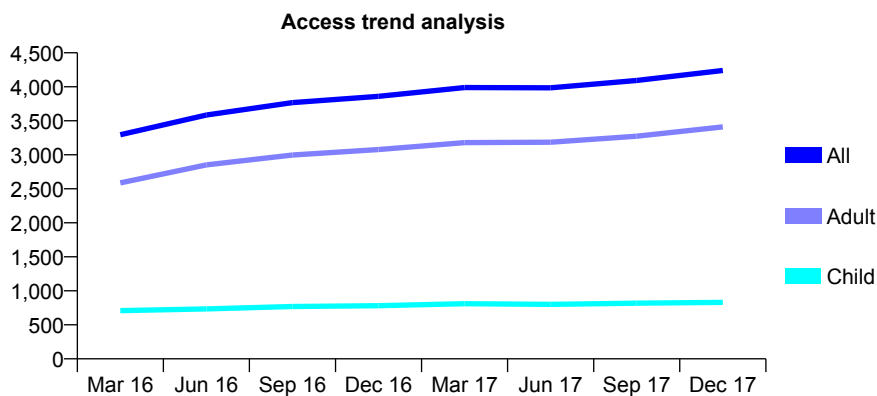
## 7A3 - Vital Signs At a Glance Contract Report for 163120/0001 - December 2017

Name or company name	OASIS DENTAL CARE LTD
Contract type name	GDS Contract
Purpose of contract	General
Contract start date	01/06/2015
Contract end date	

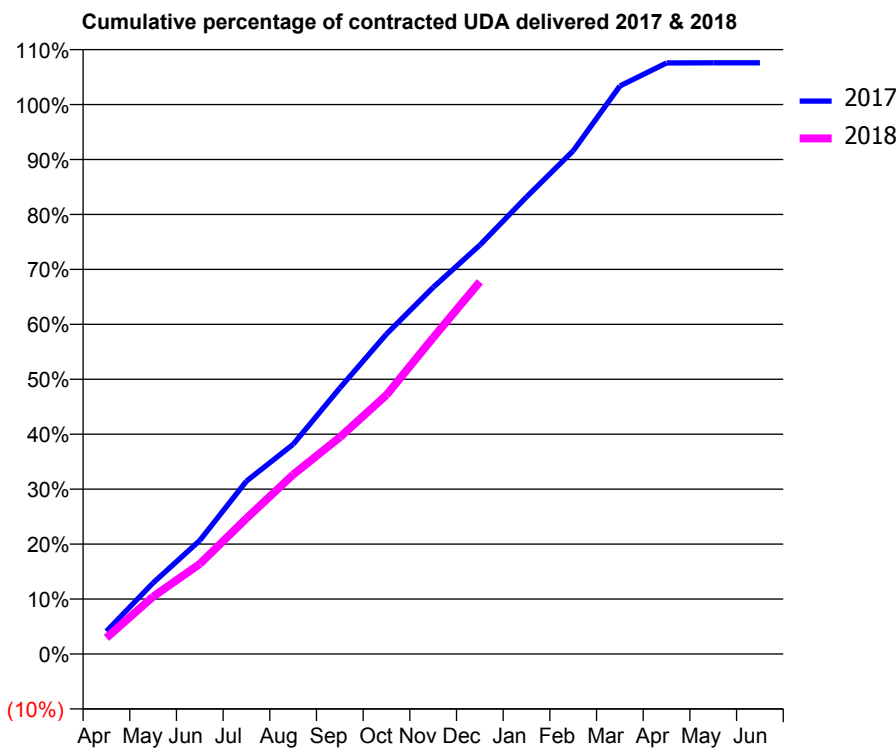
17/18 Contracted general activity (UDA)	13,369
Carry forward general activity (UDA)	0
17/18 Contracted orthodontic activity (UOA)	0
Carry forward orthodontic activity (UOA)	0
Baseline contract value	£385,907.57

### ACCESS\*

Patients seen in 24 months	Total	Change since previous quarter
Quarter ending December 2016	3,859	
Quarter ending March 2017	3,990	↑
Quarter ending June 2017	3,986	→
Quarter ending September 2017	4,093	↑
Quarter ending December 2017	4,241	↑
<b>Variance since December 2016</b>	<b>9.9%</b>	<b>↑</b>



### ACTIVITY



Month	Adjusted Scheduled Activity (UDA)	
	2017	2018
April	552	393
May	1,731	1,398
June	2,764	2,192
July	4,206	3,302
August	5,101	4,365
September	6,471	5,273
October	7,784	6,302
November	8,921	7,698
December	9,947	9,056
January	11,120	
February	12,242	
March	13,820	
April	14,379	
May	14,383	
June	14,383	

### QUALITY

	Quantity	Base Number	Contract	LHB	Wales
% of FP17s for the same patient ID Re-attending within 3 months - Children	50	930	5.4%	9.6%	11.0%
% of FP17s for the same patient ID Re-attending within 3 months - Adults	403	3,761	10.7%	14.4%	16.1%
% of FP17s for the same patient ID Re-attending between 3 & 9 months - Children	601	930	64.6%	54.4%	58.9%
% of FP17s for the same patient ID Re-attending between 3 & 9 months - Adults	2,341	3,761	62.2%	51.5%	55.2%
% of FP17s for Band 1 Urgent Courses	374	4,454	8.4%	9.2%	9.0%
% of FP17s Relating to Free Repair or Replacements	6	4,454	0.1%	0.8%	0.7%
% of FP17s Relating to Continuations	0	4,454	0.0%	0.7%	0.8%
% of Patients satisfied with the dentistry they have received	20	21	95.2%	93.3%	91.9%
% of Patients satisfied with the time they had to wait for an appointment	20	21	95.2%	89.3%	87.9%

\* This is based on patients treated on this contract for their most recent course of treatment. Figures in italics indicate the base number of FP17s or Patient Questionnaire responses are less than 100. N/A is shown where the base number of responses is less than 10 during the period. % is calculated as Quantity/Base number\*100

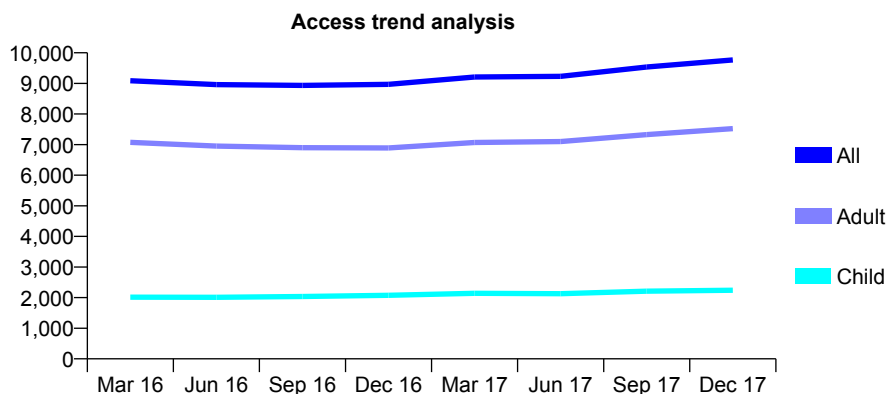
## 7A3 - Vital Signs At a Glance Contract Report for 165840/0001 - December 2017

Name or company name	Nicola Hall Limited
Contract type name	GDS Contract
Purpose of contract	General
Contract start date	01/09/2010
Contract end date	

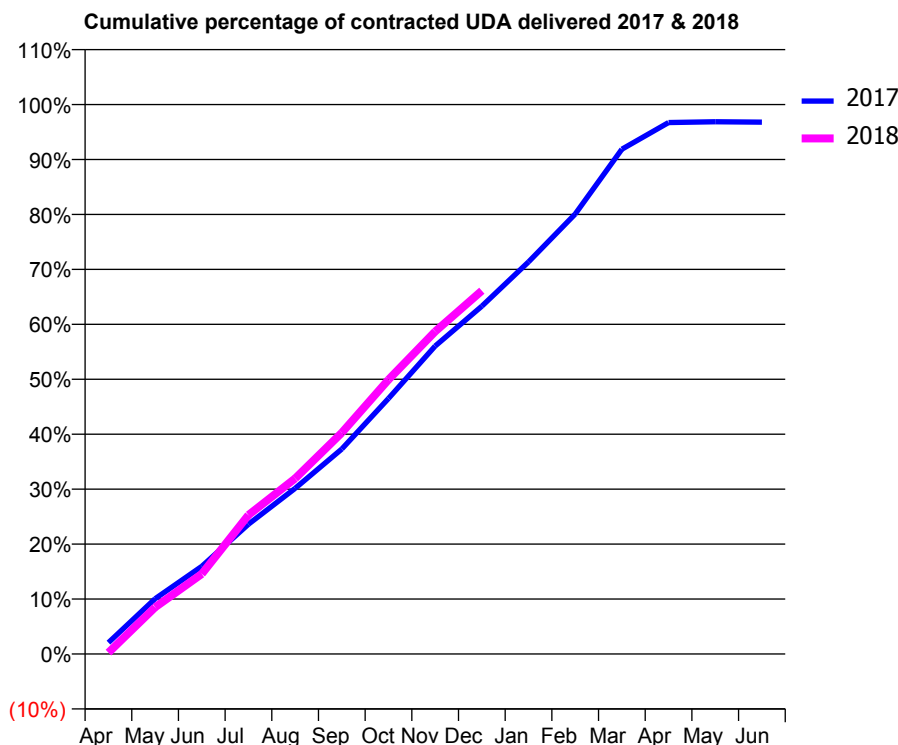
17/18 Contracted general activity (UDA)	28,200
Carry forward general activity (UDA)	907
17/18 Contracted orthodontic activity (UOA)	0
Carry forward orthodontic activity (UOA)	0
Baseline contract value	£724,458.00

### ACCESS\*

Patients seen in 24 months	Total	Change since previous quarter
Quarter ending December 2016	8,969	
Quarter ending March 2017	9,210	↑
Quarter ending June 2017	9,232	→
Quarter ending September 2017	9,538	↑
Quarter ending December 2017	9,767	↑
<b>Variance since December 2016</b>	<b>8.9%</b>	<b>↑</b>



### ACTIVITY



Month	Adjusted Scheduled Activity (UDA)	
	2017	2018
April	587	73
May	2,848	2,399
June	4,515	4,109
July	6,681	7,132
August	8,529	9,011
September	10,552	11,357
October	13,154	14,083
November	15,855	16,550
December	17,904	18,643
January	20,187	
February	22,647	
March	25,986	
April	27,358	
May	27,399	
June	27,380	

### QUALITY

	Quantity	Base Number	Contract	LHB	Wales
% of FP17s for the same patient ID Re-attending within 3 months - Children	205	2,699	7.6%	9.6%	11.0%
% of FP17s for the same patient ID Re-attending within 3 months - Adults	980	8,056	12.2%	14.4%	16.1%
% of FP17s for the same patient ID Re-attending between 3 & 9 months - Children	1,616	2,699	59.9%	54.4%	58.9%
% of FP17s for the same patient ID Re-attending between 3 & 9 months - Adults	4,254	8,056	52.8%	51.5%	55.2%
% of FP17s for Band 1 Urgent Courses	708	10,096	7.0%	9.2%	9.0%
% of FP17s Relating to Free Repair or Replacements	81	10,096	0.8%	0.8%	0.7%
% of FP17s Relating to Continuations	23	10,096	0.2%	0.7%	0.8%
% of Patients satisfied with the dentistry they have received	41	45	91.1%	93.3%	91.9%
% of Patients satisfied with the time they had to wait for an appointment	38	45	84.4%	89.3%	87.9%

\* This is based on patients treated on this contract for their most recent course of treatment. Figures in italics indicate the base number of FP17s or Patient Questionnaire responses are less than 100. N/A is shown where the base number of responses is less than 10 during the period. % is calculated as Quantity/Base number\*100

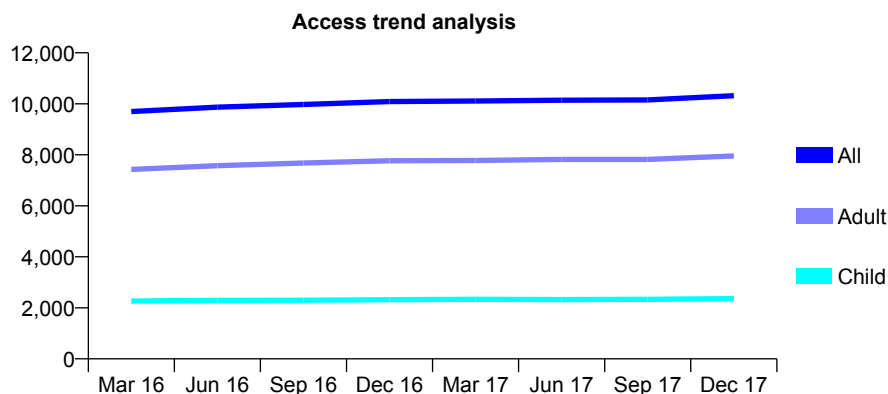
## 7A3 - Vital Signs At a Glance Contract Report for 169714/0001 - December 2017

Name or company name	Pantyyfynon Limited
Contract type name	GDS Contract
Purpose of contract	General
Contract start date	01/04/2011
Contract end date	

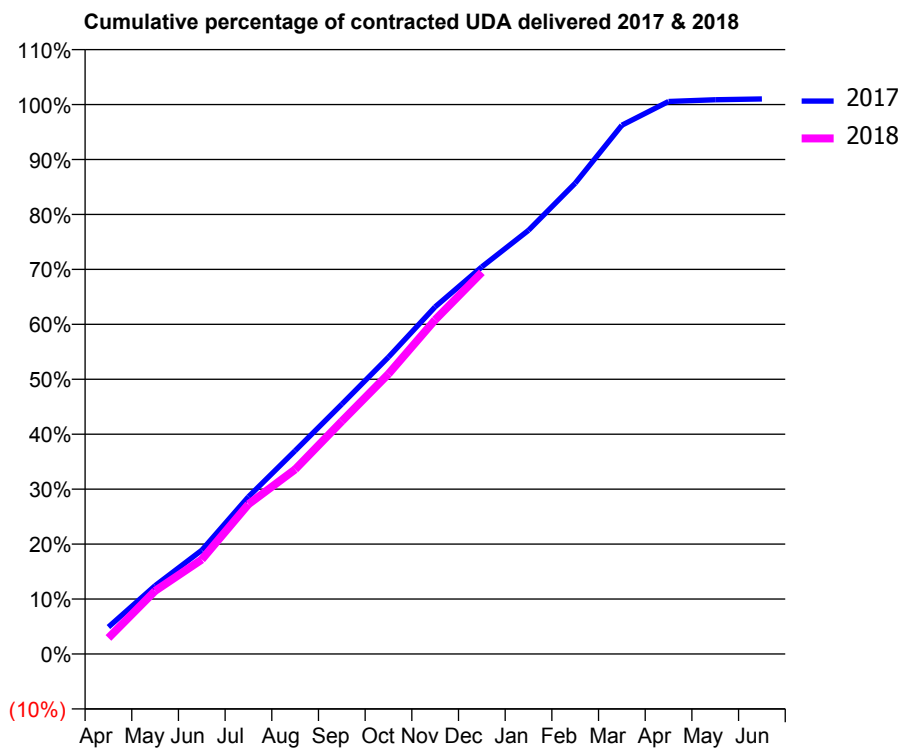
17/18 Contracted general activity (UDA)	22,834
Carry forward general activity (UDA)	0
17/18 Contracted orthodontic activity (UOA)	0
Carry forward orthodontic activity (UOA)	0
Baseline contract value	£532,202.96

### ACCESS\*

Patients seen in 24 months	Total	Change since previous quarter
Quarter ending December 2016	10,087	
Quarter ending March 2017	10,112	→
Quarter ending June 2017	10,142	→
Quarter ending September 2017	10,154	→
Quarter ending December 2017	10,320	→
<b>Variance since December 2016</b>	<b>2.3%</b>	<b>↑</b>



### ACTIVITY



Month	Adjusted Scheduled Activity (UDA)	
	2017	2018
April	1,125	668
May	2,841	2,626
June	4,316	3,928
July	6,534	6,225
August	8,448	7,673
September	10,384	9,674
October	12,335	11,640
November	14,427	13,890
December	16,089	15,862
January	17,607	
February	19,565	
March	21,971	
April	22,962	
May	23,034	
June	23,064	

### QUALITY

	Quantity	Base Number	Contract	LHB	Wales
% of FP17s for the same patient ID Re-attending within 3 months - Children	91	2,634	3.5%	9.6%	11.0%
% of FP17s for the same patient ID Re-attending within 3 months - Adults	446	6,071	7.3%	14.4%	16.1%
% of FP17s for the same patient ID Re-attending between 3 & 9 months - Children	1,628	2,634	61.8%	54.4%	58.9%
% of FP17s for the same patient ID Re-attending between 3 & 9 months - Adults	1,335	6,071	22.0%	51.5%	55.2%
% of FP17s for Band 1 Urgent Courses	193	8,180	2.4%	9.2%	9.0%
% of FP17s Relating to Free Repair or Replacements	52	8,180	0.6%	0.8%	0.7%
% of FP17s Relating to Continuations	68	8,180	0.8%	0.7%	0.8%
% of Patients satisfied with the dentistry they have received	22	26	84.6%	93.3%	91.9%
% of Patients satisfied with the time they had to wait for an appointment	22	26	84.6%	89.3%	87.9%

\* This is based on patients treated on this contract for their most recent course of treatment. Figures in italics indicate the base number of FP17s or Patient Questionnaire responses are less than 100. N/A is shown where the base number of responses is less than 10 during the period. % is calculated as Quantity/Base number\*100

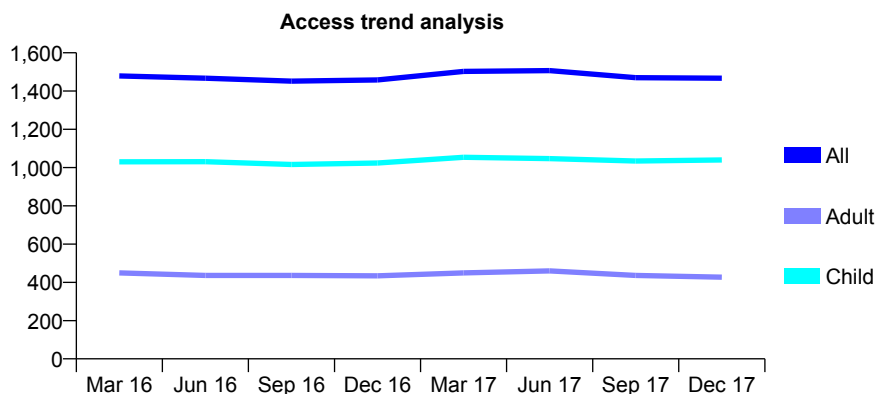
## 7A3 - Vital Signs At a Glance Contract Report for 171131/0001 - December 2017

Name or company name	J & LV Ltd
Contract type name	GDS Contract
Purpose of contract	General
Contract start date	01/04/2006
Contract end date	

17/18 Contracted general activity (UDA)	2,500
Carry forward general activity (UDA)	0
17/18 Contracted orthodontic activity (UOA)	0
Carry forward orthodontic activity (UOA)	0
Baseline contract value	£76,400.00

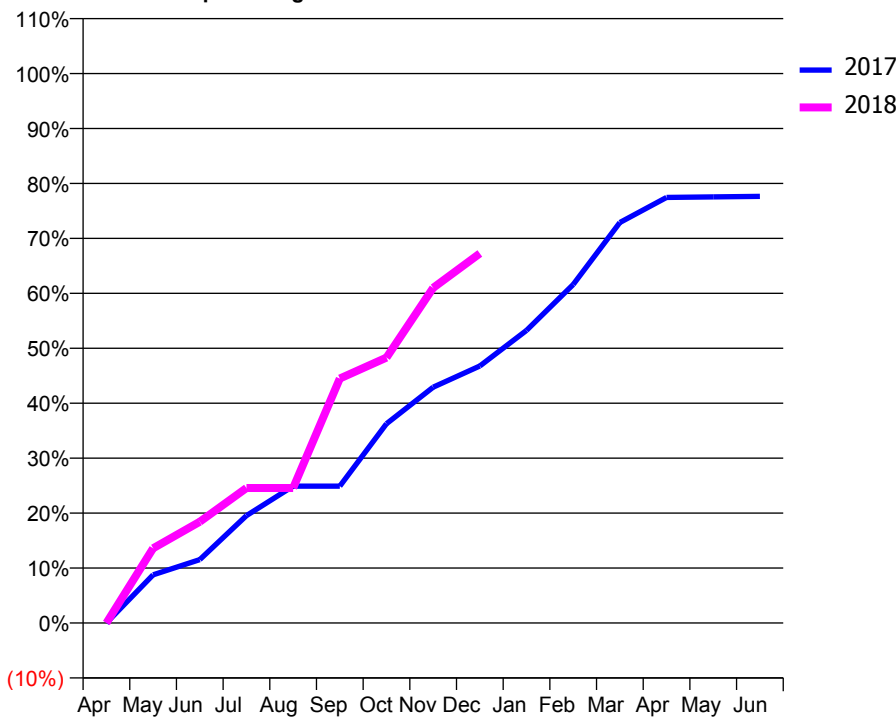
### ACCESS\*

Patients seen in 24 months	Total	Change since previous quarter
Quarter ending December 2016	1,458	
Quarter ending March 2017	1,503	↑
Quarter ending June 2017	1,507	→
Quarter ending September 2017	1,470	↓
Quarter ending December 2017	1,467	→
<b>Variance since December 2016</b>	<b>0.6%</b>	<b>→</b>



### ACTIVITY

Cumulative percentage of contracted UDA delivered 2017 & 2018



Month	Adjusted Scheduled Activity (UDA)	
	2017	2018
April	0	0
May	351	340
June	462	461
July	781	614
August	996	614
September	996	1,112
October	1,451	1,207
November	1,716	1,525
December	1,871	1,681
January	2,130	
February	2,464	
March	2,915	
April	3,098	
May	3,102	
June	3,105	

### QUALITY

	Quantity	Base Number	Contract	LHB	Wales
% of FP17s for the same patient ID Re-attending within 3 months - Children	67	1,106	6.1%	9.6%	11.0%
% of FP17s for the same patient ID Re-attending within 3 months - Adults	17	187	9.1%	14.4%	16.1%
% of FP17s for the same patient ID Re-attending between 3 & 9 months - Children	708	1,106	64.0%	54.4%	58.9%
% of FP17s for the same patient ID Re-attending between 3 & 9 months - Adults	126	187	67.4%	51.5%	55.2%
% of FP17s for Band 1 Urgent Courses	67	1,154	5.8%	9.2%	9.0%
% of FP17s Relating to Free Repair or Replacements	0	1,154	0.0%	0.8%	0.7%
% of FP17s Relating to Continuations	2	1,154	0.2%	0.7%	0.8%
% of Patients satisfied with the dentistry they have received	1	1	N/A	93.3%	91.9%
% of Patients satisfied with the time they had to wait for an appointment	1	1	N/A	89.3%	87.9%

\* This is based on patients treated on this contract for their most recent course of treatment. Figures in italics indicate the base number of FP17s or Patient Questionnaire responses are less than 100. N/A is shown where the base number of responses is less than 10 during the period. % is calculated as Quantity/Base number\*100

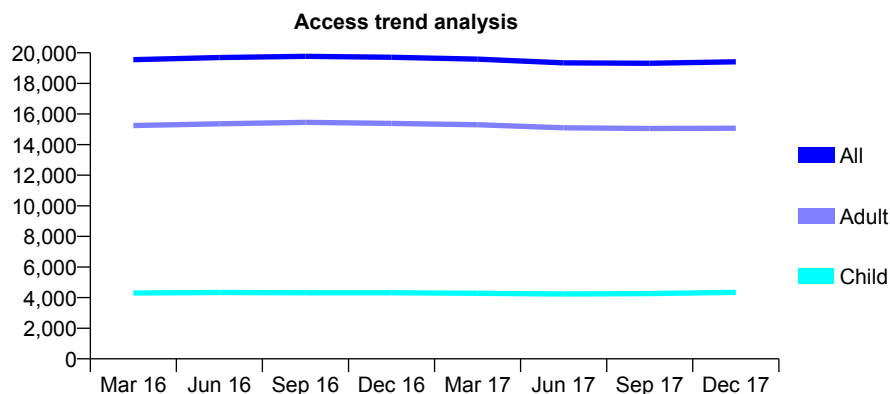
## 7A3 - Vital Signs At a Glance Contract Report for 175641/0001 - December 2017

Name or company name	United Dental Ltd
Contract type name	GDS Contract
Purpose of contract	General
Contract start date	01/04/2009
Contract end date	

17/18 Contracted general activity (UDA)	54,400
Carry forward general activity (UDA)	2,334
17/18 Contracted orthodontic activity (UOA)	0
Carry forward orthodontic activity (UOA)	0
Baseline contract value	£1,368,650.28

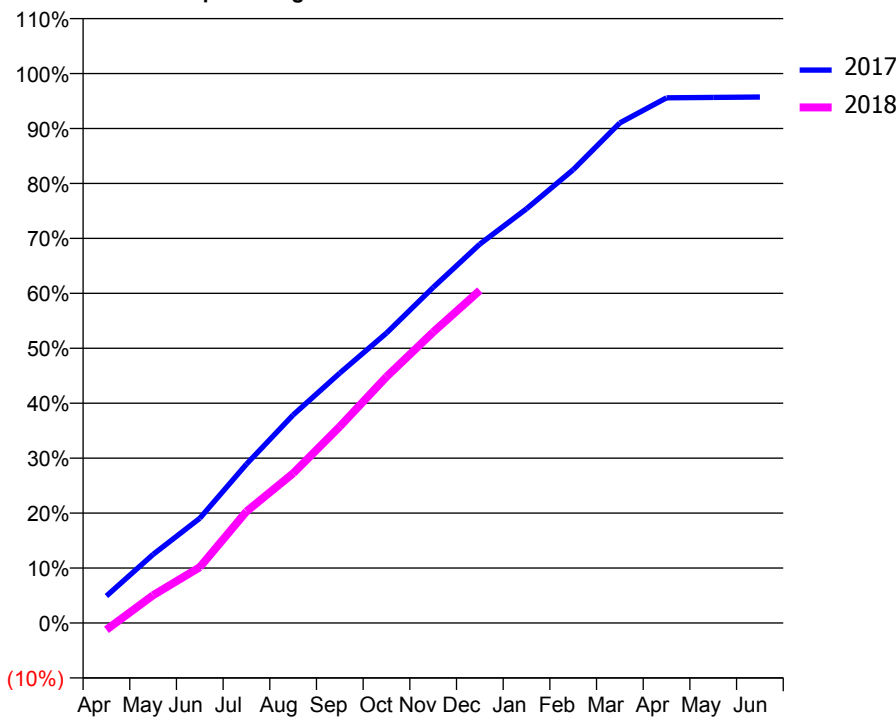
### ACCESS\*

Patients seen in 24 months	Total	Change since previous quarter
Quarter ending December 2016	19,707	
Quarter ending March 2017	19,582	→
Quarter ending June 2017	19,340	↓
Quarter ending September 2017	19,319	→
Quarter ending December 2017	19,411	→
<b>Variance since December 2016</b>	<b>(1.5%)</b>	<b>↓</b>



### ACTIVITY

Cumulative percentage of contracted UDA delivered 2017 & 2018



Month	Adjusted Scheduled Activity (UDA)	
	2017	2018
April	2,668	-683
May	6,794	2,758
June	10,365	5,525
July	15,732	11,044
August	20,594	14,816
September	24,744	19,453
October	28,709	24,382
November	33,216	28,799
December	37,516	32,930
January	41,015	
February	44,879	
March	49,510	
April	51,999	
May	52,033	
June	52,066	

### QUALITY

	Quantity	Base Number	Contract	LHB	Wales
% of FP17s for the same patient ID Re-attending within 3 months - Children	180	4,560	3.9%	9.6%	11.0%
% of FP17s for the same patient ID Re-attending within 3 months - Adults	1,424	14,662	9.7%	14.4%	16.1%
% of FP17s for the same patient ID Re-attending between 3 & 9 months - Children	2,407	4,560	52.8%	54.4%	58.9%
% of FP17s for the same patient ID Re-attending between 3 & 9 months - Adults	6,483	14,662	44.2%	51.5%	55.2%
% of FP17s for Band 1 Urgent Courses	911	18,155	5.0%	9.2%	9.0%
% of FP17s Relating to Free Repair or Replacements	106	18,155	0.6%	0.8%	0.7%
% of FP17s Relating to Continuations	82	18,155	0.5%	0.7%	0.8%
% of Patients satisfied with the dentistry they have received	61	71	85.9%	93.3%	91.9%
% of Patients satisfied with the time they had to wait for an appointment	63	71	88.7%	89.3%	87.9%

\* This is based on patients treated on this contract for their most recent course of treatment. Figures in italics indicate the base number of FP17s or Patient Questionnaire responses are less than 100. N/A is shown where the base number of responses is less than 10 during the period. % is calculated as Quantity/Base number\*100

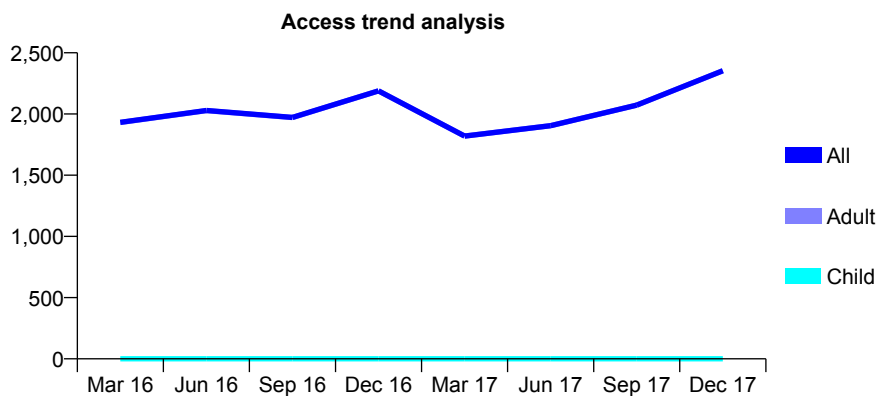
## 7A3 - Vital Signs At a Glance Contract Report for 175641/0002 - December 2017

Name or company name	United Dental Ltd
Contract type name	GDS Contract
Purpose of contract	General
Contract start date	01/04/2009
Contract end date	

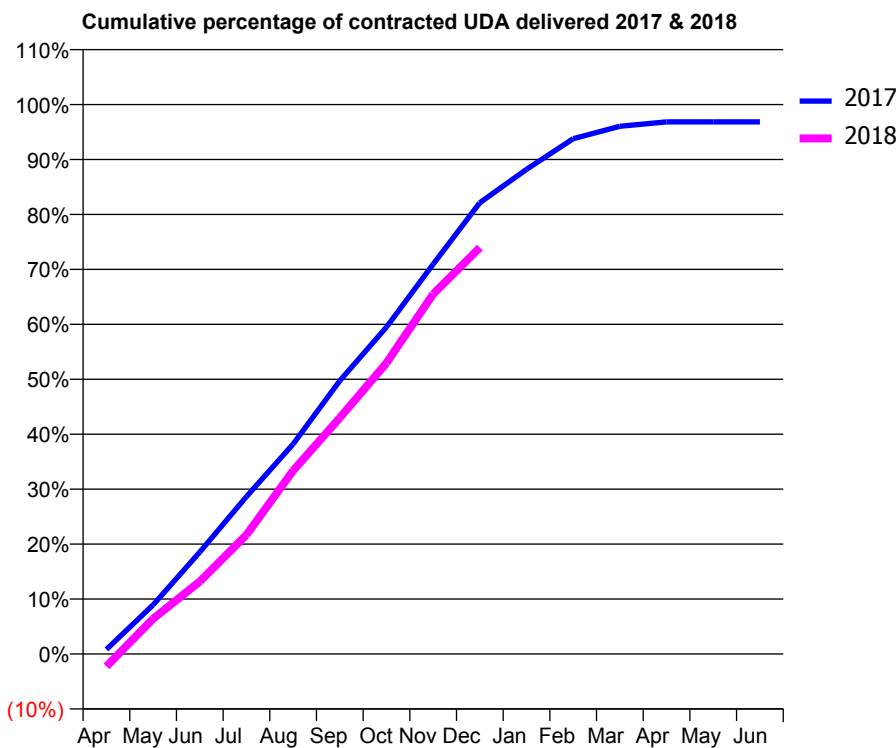
17/18 Contracted general activity (UDA)	5,467
Carry forward general activity (UDA)	156
17/18 Contracted orthodontic activity (UOA)	0
Carry forward orthodontic activity (UOA)	0
Baseline contract value	£269,820.24

### ACCESS\*

Patients seen in 24 months	Total	Change since previous quarter
Quarter ending December 2016	2,189	
Quarter ending March 2017	1,820	↓
Quarter ending June 2017	1,905	↑
Quarter ending September 2017	2,072	↑
Quarter ending December 2017	2,353	↑
<b>Variance since December 2016</b>	<b>7.5%</b>	<b>↑</b>



### ACTIVITY



Month	Adjusted Scheduled Activity (UDA)	
	2017	2018
April	41	-124
May	441	351
June	914	721
July	1,411	1,185
August	1,882	1,825
September	2,450	2,351
October	2,930	2,896
November	3,494	3,582
December	4,045	4,043
January	4,344	
February	4,619	
March	4,730	
April	4,770	
May	4,770	
June	4,770	

### QUALITY

	Quantity	Base Number	Contract	LHB	Wales
% of FP17s for the same patient ID Re-attending within 3 months - Children	0	0	N/A	9.6%	11.0%
% of FP17s for the same patient ID Re-attending within 3 months - Adults	61	1,721	3.5%	14.4%	16.1%
% of FP17s for the same patient ID Re-attending between 3 & 9 months - Children	0	0	N/A	54.4%	58.9%
% of FP17s for the same patient ID Re-attending between 3 & 9 months - Adults	383	1,721	22.3%	51.5%	55.2%
% of FP17s for Band 1 Urgent Courses	42	1,714	2.5%	9.2%	9.0%
% of FP17s Relating to Free Repair or Replacements	0	1,714	0.0%	0.8%	0.7%
% of FP17s Relating to Continuations	0	1,714	0.0%	0.7%	0.8%
% of Patients satisfied with the dentistry they have received	2	6	N/A	93.3%	91.9%
% of Patients satisfied with the time they had to wait for an appointment	4	6	N/A	89.3%	87.9%

\* This is based on patients treated on this contract for their most recent course of treatment. Figures in italics indicate the base number of FP17s or Patient Questionnaire responses are less than 100. N/A is shown where the base number of responses is less than 10 during the period. % is calculated as Quantity/Base number\*100

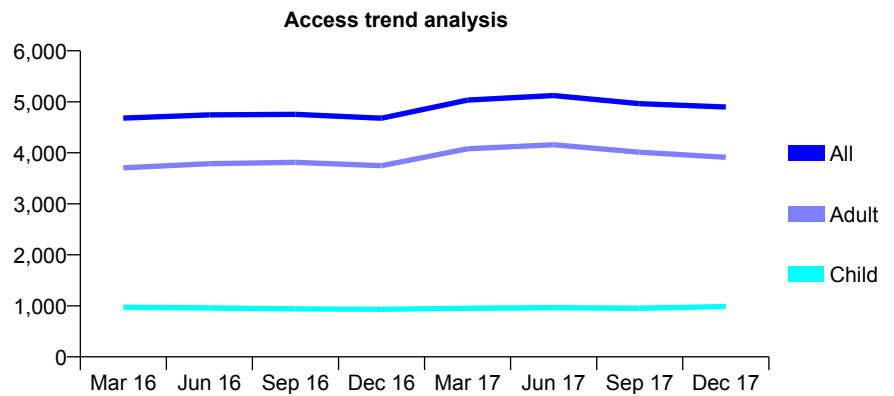
## 7A3 - Vital Signs At a Glance Contract Report for 175641/0003 - December 2017

Name or company name	United Dental Ltd
Contract type name	GDS Contract
Purpose of contract	General
Contract start date	01/04/2009
Contract end date	

17/18 Contracted general activity (UDA)	13,200
Carry forward general activity (UDA)	267
17/18 Contracted orthodontic activity (UOA)	0
Carry forward orthodontic activity (UOA)	0
Baseline contract value	£293,912.26

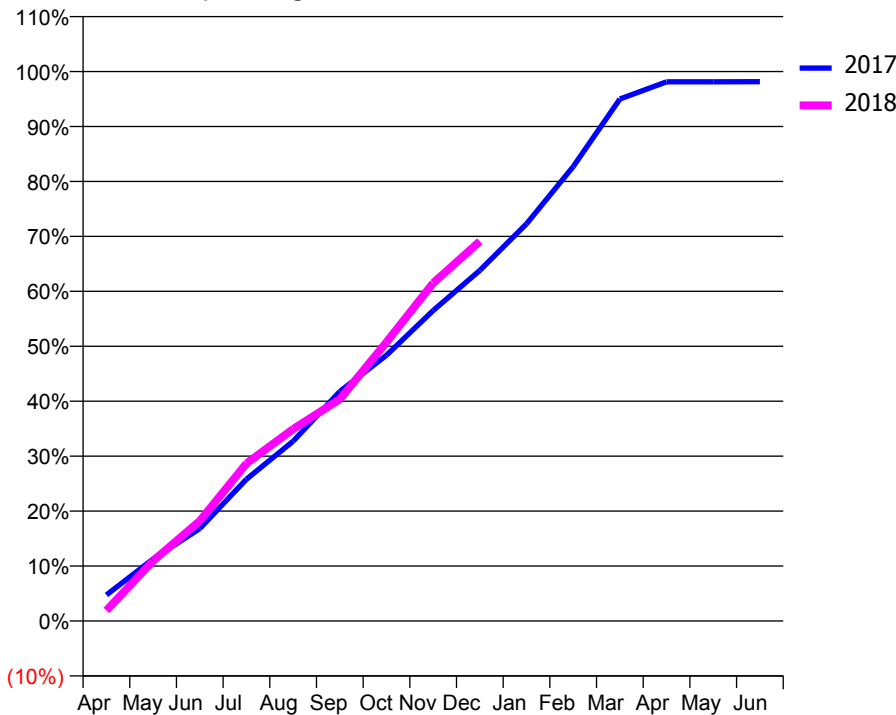
### ACCESS\*

Patients seen in 24 months	Total	Change since previous quarter
Quarter ending December 2016	4,679	
Quarter ending March 2017	5,034	↑
Quarter ending June 2017	5,122	→
Quarter ending September 2017	4,963	↓
Quarter ending December 2017	4,898	↓
<b>Variance since December 2016</b>	<b>4.7%</b>	<b>↑</b>



### ACTIVITY

Cumulative percentage of contracted UDA delivered 2017 & 2018



Month	Adjusted Scheduled Activity (UDA)	
	2017	2018
April	683	255
May	1,625	1,445
June	2,423	2,404
July	3,717	3,785
August	4,714	4,610
September	6,015	5,328
October	6,965	6,698
November	8,136	8,118
December	9,188	9,121
January	10,408	
February	11,908	
March	13,680	
April	14,130	
May	14,129	
June	14,133	

### QUALITY

	Quantity	Base Number	Contract	LHB	Wales
% of FP17s for the same patient ID Re-attending within 3 months - Children	40	932	4.3%	9.6%	11.0%
% of FP17s for the same patient ID Re-attending within 3 months - Adults	506	4,108	12.3%	14.4%	16.1%
% of FP17s for the same patient ID Re-attending between 3 & 9 months - Children	425	932	45.6%	54.4%	58.9%
% of FP17s for the same patient ID Re-attending between 3 & 9 months - Adults	2,215	4,108	53.9%	51.5%	55.2%
% of FP17s for Band 1 Urgent Courses	357	4,817	7.4%	9.2%	9.0%
% of FP17s Relating to Free Repair or Replacements	42	4,817	0.9%	0.8%	0.7%
% of FP17s Relating to Continuations	11	4,817	0.2%	0.7%	0.8%
% of Patients satisfied with the dentistry they have received	13	13	100.0%	93.3%	91.9%
% of Patients satisfied with the time they had to wait for an appointment	13	13	100.0%	89.3%	87.9%

\* This is based on patients treated on this contract for their most recent course of treatment. Figures in italics indicate the base number of FP17s or Patient Questionnaire responses are less than 100. N/A is shown where the base number of responses is less than 10 during the period. % is calculated as Quantity/Base number\*100



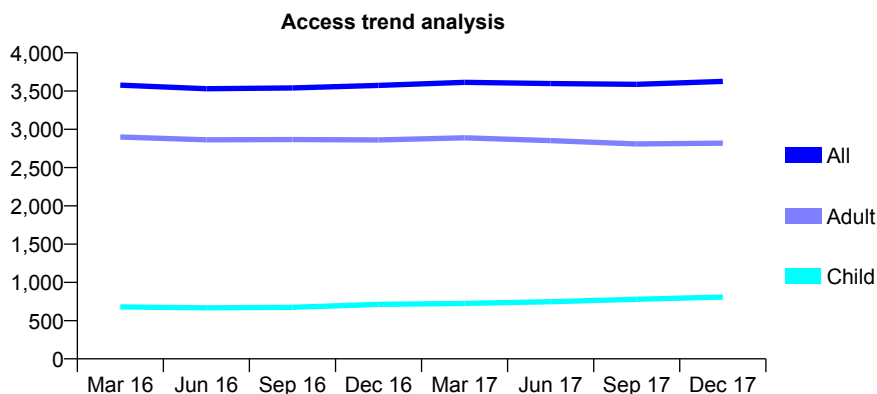
## 7A3 - Vital Signs At a Glance Contract Report for 177415/0001 - December 2017

Name or company name	Ty Gwyn Dental Practice Limited
Contract type name	GDS Contract
Purpose of contract	General
Contract start date	01/10/2008
Contract end date	

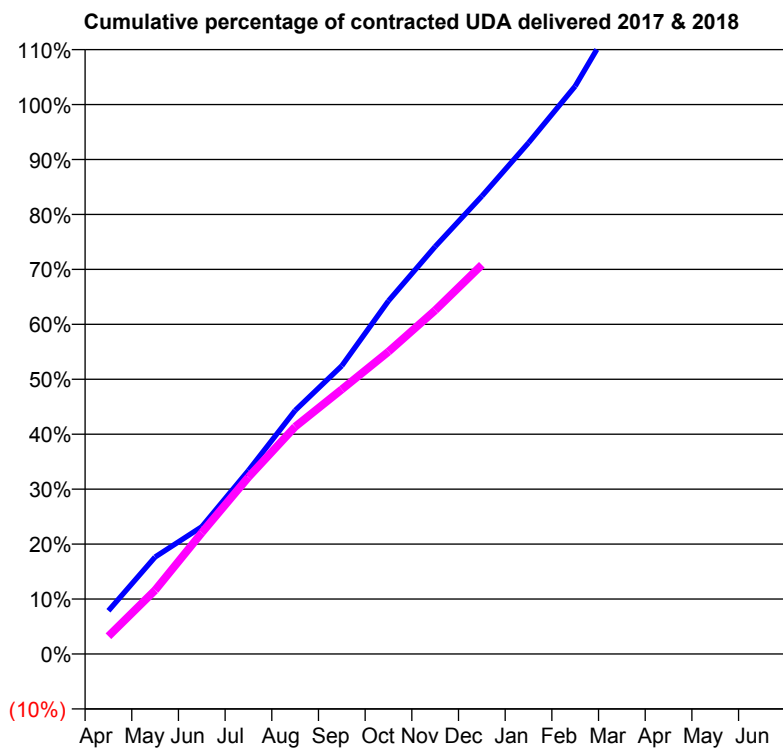
17/18 Contracted general activity (UDA)	8,250
Carry forward general activity (UDA)	0
17/18 Contracted orthodontic activity (UOA)	0
Carry forward orthodontic activity (UOA)	0
Baseline contract value	£188,091.47

### ACCESS\*

Patients seen in 24 months	Total	Change since previous quarter
Quarter ending December 2016	3,573	
Quarter ending March 2017	3,614	→
Quarter ending June 2017	3,599	→
Quarter ending September 2017	3,587	→
Quarter ending December 2017	3,627	→
<b>Variance since December 2016</b>	<b>1.5%</b>	<b>→</b>



### ACTIVITY



Month	Adjusted Scheduled Activity (UDA)	
	2017	2018
April	650	267
May	1,457	958
June	1,912	1,820
July	2,756	2,655
August	3,657	3,412
September	4,327	3,972
October	5,301	4,539
November	6,117	5,161
December	6,873	5,842
January	7,674	
February	8,525	
March	9,712	
April	10,003	
May	9,992	
June	9,995	

### QUALITY

	Quantity	Base Number	Contract	LHB	Wales
% of FP17s for the same patient ID Re-attending within 3 months - Children	39	679	5.7%	9.6%	11.0%
% of FP17s for the same patient ID Re-attending within 3 months - Adults	250	2,285	10.9%	14.4%	16.1%
% of FP17s for the same patient ID Re-attending between 3 & 9 months - Children	243	679	35.8%	54.4%	58.9%
% of FP17s for the same patient ID Re-attending between 3 & 9 months - Adults	1,061	2,285	46.4%	51.5%	55.2%
% of FP17s for Band 1 Urgent Courses	243	2,825	8.6%	9.2%	9.0%
% of FP17s Relating to Free Repair or Replacements	16	2,825	0.6%	0.8%	0.7%
% of FP17s Relating to Continuations	3	2,825	0.1%	0.7%	0.8%
% of Patients satisfied with the dentistry they have received	11	12	91.7%	93.3%	91.9%
% of Patients satisfied with the time they had to wait for an appointment	11	12	91.7%	89.3%	87.9%

\* This is based on patients treated on this contract for their most recent course of treatment. Figures in italics indicate the base number of FP17s or Patient Questionnaire responses are less than 100. N/A is shown where the base number of responses is less than 10 during the period. % is calculated as Quantity/Base number\*100

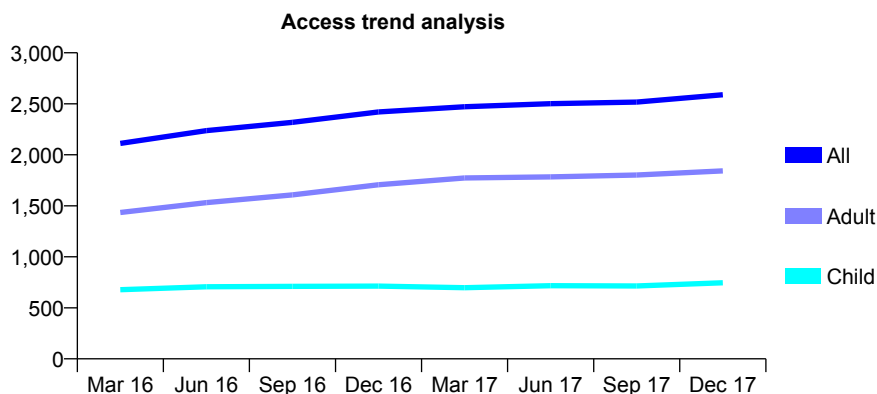
## 7A3 - Vital Signs At a Glance Contract Report for 177997/0001 - December 2017

Name or company name	B Jones
Contract type name	GDS Contract
Purpose of contract	General
Contract start date	01/04/2015
Contract end date	

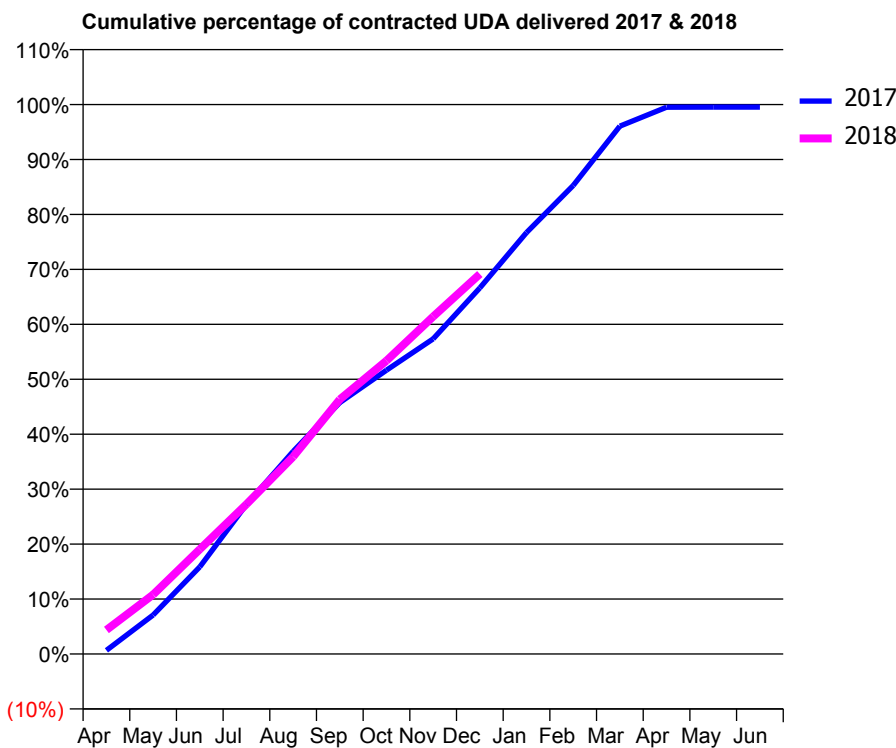
17/18 Contracted general activity (UDA)	6,644
Carry forward general activity (UDA)	30
17/18 Contracted orthodontic activity (UOA)	0
Carry forward orthodontic activity (UOA)	0
Baseline contract value	£174,751.86

### ACCESS\*

Patients seen in 24 months	Total	Change since previous quarter
Quarter ending December 2016	2,420	
Quarter ending March 2017	2,471	↑
Quarter ending June 2017	2,501	→
Quarter ending September 2017	2,517	→
Quarter ending December 2017	2,589	↑
<b>Variance since December 2016</b>	<b>7.0%</b>	<b>↑</b>



### ACTIVITY



Month	Adjusted Scheduled Activity (UDA)	
	2017	2018
April	45	292
May	472	718
June	1,053	1,267
July	1,808	1,811
August	2,450	2,385
September	3,040	3,078
October	3,431	3,546
November	3,811	4,080
December	4,426	4,594
January	5,095	
February	5,665	
March	6,383	
April	6,611	
May	6,614	
June	6,614	

### QUALITY

	Quantity	Base Number	Contract	LHB	Wales
% of FP17s for the same patient ID Re-attending within 3 months - Children	31	792	3.9%	9.6%	11.0%
% of FP17s for the same patient ID Re-attending within 3 months - Adults	162	1,920	8.4%	14.4%	16.1%
% of FP17s for the same patient ID Re-attending between 3 & 9 months - Children	314	792	39.6%	54.4%	58.9%
% of FP17s for the same patient ID Re-attending between 3 & 9 months - Adults	818	1,920	42.6%	51.5%	55.2%
% of FP17s for Band 1 Urgent Courses	175	2,573	6.8%	9.2%	9.0%
% of FP17s Relating to Free Repair or Replacements	30	2,573	1.2%	0.8%	0.7%
% of FP17s Relating to Continuations	22	2,573	0.9%	0.7%	0.8%
% of Patients satisfied with the dentistry they have received	1	2	N/A	93.3%	91.9%
% of Patients satisfied with the time they had to wait for an appointment	2	2	N/A	89.3%	87.9%

\* This is based on patients treated on this contract for their most recent course of treatment. Figures in italics indicate the base number of FP17s or Patient Questionnaire responses are less than 100. N/A is shown where the base number of responses is less than 10 during the period. % is calculated as Quantity/Base number\*100

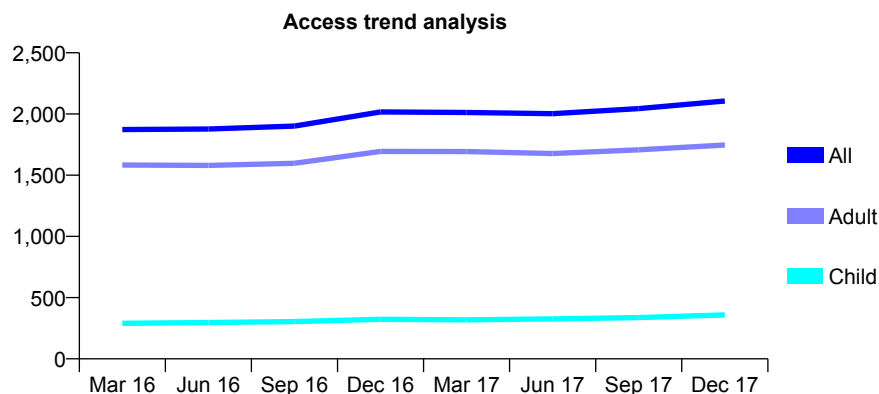
## 7A3 - Vital Signs At a Glance Contract Report for 178624/0001 - December 2017

Name or company name	C Hancock
Contract type name	GDS Contract
Purpose of contract	General
Contract start date	01/04/2014
Contract end date	

17/18 Contracted general activity (UDA)	5,906
Carry forward general activity (UDA)	0
17/18 Contracted orthodontic activity (UOA)	0
Carry forward orthodontic activity (UOA)	0
Baseline contract value	£140,394.23

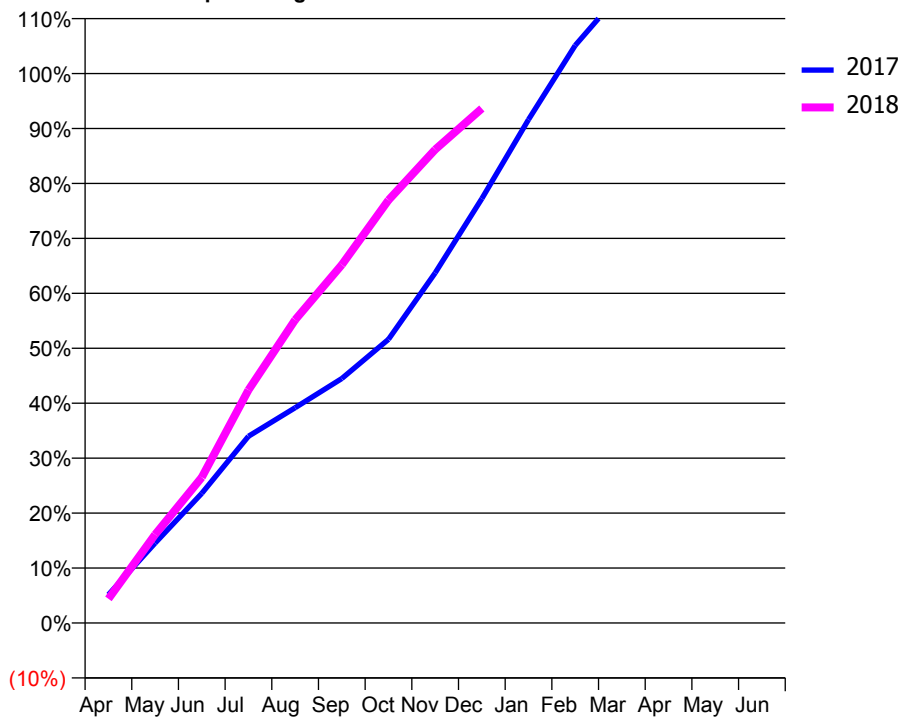
### ACCESS\*

Patients seen in 24 months	Total	Change since previous quarter
Quarter ending December 2016	2,017	
Quarter ending March 2017	2,012	→
Quarter ending June 2017	2,003	→
Quarter ending September 2017	2,044	↑
Quarter ending December 2017	2,106	↑
<b>Variance since December 2016</b>	<b>4.4%</b>	<b>↑</b>



### ACTIVITY

Cumulative percentage of contracted UDA delivered 2017 & 2018



Month	Adjusted Scheduled Activity (UDA)	
	2017	2018
April	293	260
May	825	951
June	1,338	1,566
July	1,927	2,505
August	2,222	3,258
September	2,522	3,850
October	2,927	4,545
November	3,611	5,089
December	4,379	5,530
January	5,194	
February	5,958	
March	6,515	
April	6,685	
May	6,704	
June	6,704	

### QUALITY

	Quantity	Base Number	Contract	LHB	Wales
% of FP17s for the same patient ID Re-attending within 3 months - Children	32	381	8.4%	9.6%	11.0%
% of FP17s for the same patient ID Re-attending within 3 months - Adults	359	2,083	17.2%	14.4%	16.1%
% of FP17s for the same patient ID Re-attending between 3 & 9 months - Children	214	381	56.2%	54.4%	58.9%
% of FP17s for the same patient ID Re-attending between 3 & 9 months - Adults	1,186	2,083	56.9%	51.5%	55.2%
% of FP17s for Band 1 Urgent Courses	156	2,361	6.6%	9.2%	9.0%
% of FP17s Relating to Free Repair or Replacements	25	2,361	1.1%	0.8%	0.7%
% of FP17s Relating to Continuations	7	2,361	0.3%	0.7%	0.8%
% of Patients satisfied with the dentistry they have received	15	16	93.8%	93.3%	91.9%
% of Patients satisfied with the time they had to wait for an appointment	15	16	93.8%	89.3%	87.9%

\* This is based on patients treated on this contract for their most recent course of treatment. Figures in italics indicate the base number of FP17s or Patient Questionnaire responses are less than 100. N/A is shown where the base number of responses is less than 10 during the period. % is calculated as Quantity/Base number\*100

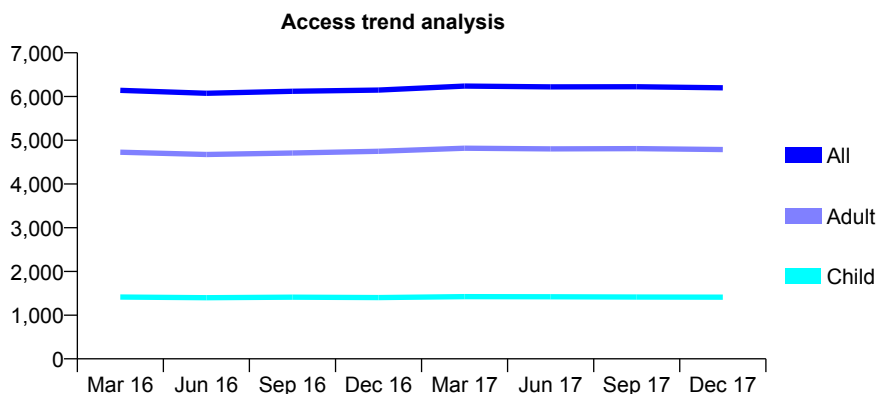
## 7A3 - Vital Signs At a Glance Contract Report for 179310/0001 - December 2017

Name or company name	West Coast Dental Care Ltd
Contract type name	GDS Contract
Purpose of contract	General
Contract start date	01/04/2010
Contract end date	

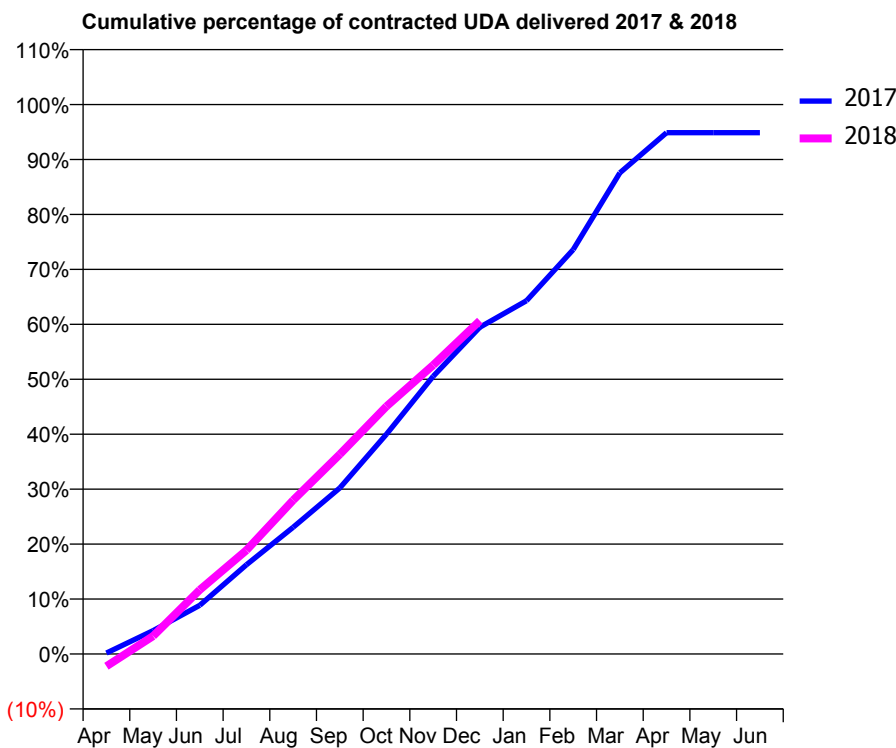
17/18 Contracted general activity (UDA)	22,023
Carry forward general activity (UDA)	1,130
17/18 Contracted orthodontic activity (UOA)	0
Carry forward orthodontic activity (UOA)	0
Baseline contract value	£521,344.25

### ACCESS\*

Patients seen in 24 months	Total	Change since previous quarter
Quarter ending December 2016	6,147	
Quarter ending March 2017	6,240	→
Quarter ending June 2017	6,221	→
Quarter ending September 2017	6,224	→
Quarter ending December 2017	6,198	→
<b>Variance since December 2016</b>	<b>0.8%</b>	<b>→</b>



### ACTIVITY



Month	Adjusted Scheduled Activity (UDA)	
	2017	2018
April	38	-494
May	939	721
June	1,955	2,573
July	3,578	4,159
August	5,082	6,167
September	6,659	8,002
October	8,811	9,926
November	11,128	11,578
December	13,098	13,358
January	14,161	
February	16,205	
March	19,284	
April	20,891	
May	20,893	
June	20,893	

### QUALITY

	Quantity	Base Number	Contract	LHB	Wales
% of FP17s for the same patient ID Re-attending within 3 months - Children	88	1,599	5.5%	9.6%	11.0%
% of FP17s for the same patient ID Re-attending within 3 months - Adults	588	5,445	10.8%	14.4%	16.1%
% of FP17s for the same patient ID Re-attending between 3 & 9 months - Children	1,081	1,599	67.6%	54.4%	58.9%
% of FP17s for the same patient ID Re-attending between 3 & 9 months - Adults	3,537	5,445	65.0%	51.5%	55.2%
% of FP17s for Band 1 Urgent Courses	402	6,458	6.2%	9.2%	9.0%
% of FP17s Relating to Free Repair or Replacements	15	6,458	0.2%	0.8%	0.7%
% of FP17s Relating to Continuations	18	6,458	0.3%	0.7%	0.8%
% of Patients satisfied with the dentistry they have received	42	43	97.7%	93.3%	91.9%
% of Patients satisfied with the time they had to wait for an appointment	38	43	88.4%	89.3%	87.9%

\* This is based on patients treated on this contract for their most recent course of treatment. Figures in italics indicate the base number of FP17s or Patient Questionnaire responses are less than 100. N/A is shown where the base number of responses is less than 10 during the period. % is calculated as Quantity/Base number\*100

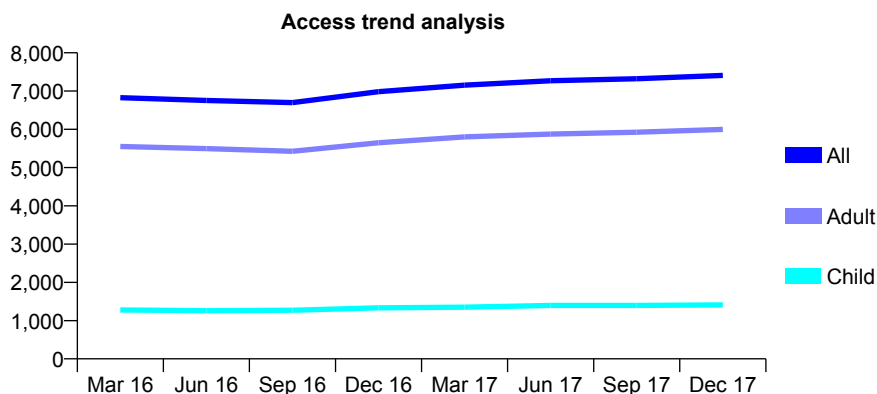
## 7A3 - Vital Signs At a Glance Contract Report for 180734/0001 - December 2017

Name or company name	Andrew J R Turpy & E. Sarah Turpy
Contract type name	GDS Contract
Purpose of contract	General
Contract start date	19/06/2009
Contract end date	

17/18 Contracted general activity (UDA)	21,735
Carry forward general activity (UDA)	298
17/18 Contracted orthodontic activity (UOA)	0
Carry forward orthodontic activity (UOA)	0
Baseline contract value	£510,078.62

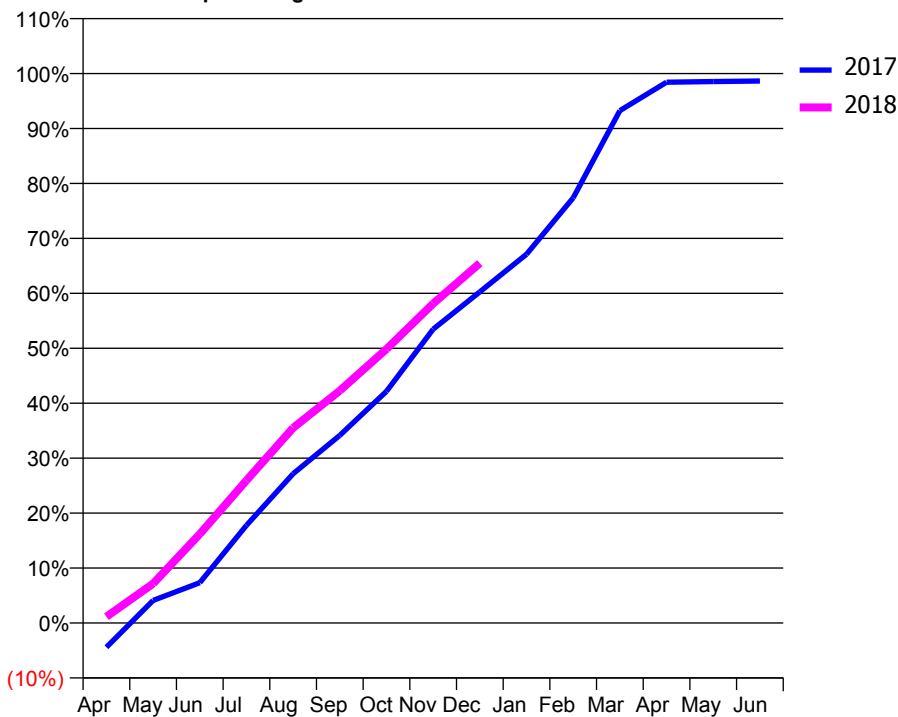
### ACCESS\*

Patients seen in 24 months	Total	Change since previous quarter
Quarter ending December 2016	6,983	
Quarter ending March 2017	7,153	↑
Quarter ending June 2017	7,269	→
Quarter ending September 2017	7,321	→
Quarter ending December 2017	7,408	→
<b>Variance since December 2016</b>	<b>6.1%</b>	<b>↑</b>



### ACTIVITY

**Cumulative percentage of contracted UDA delivered 2017 & 2018**



Month	Adjusted Scheduled Activity (UDA)	
	2017	2018
April	-964	248
May	895	1,559
June	1,594	3,520
July	3,861	5,639
August	5,902	7,717
September	7,422	9,189
October	9,163	10,835
November	11,622	12,637
December	13,098	14,231
January	14,588	
February	16,818	
March	20,269	
April	21,392	
May	21,419	
June	21,437	

### QUALITY

	Quantity	Base Number	Contract	LHB	Wales
% of FP17s for the same patient ID Re-attending within 3 months - Children	74	1,332	5.6%	9.6%	11.0%
% of FP17s for the same patient ID Re-attending within 3 months - Adults	821	6,102	13.5%	14.4%	16.1%
% of FP17s for the same patient ID Re-attending between 3 & 9 months - Children	641	1,332	48.1%	54.4%	58.9%
% of FP17s for the same patient ID Re-attending between 3 & 9 months - Adults	3,283	6,102	53.8%	51.5%	55.2%
% of FP17s for Band 1 Urgent Courses	574	6,961	8.2%	9.2%	9.0%
% of FP17s Relating to Free Repair or Replacements	25	6,961	0.4%	0.8%	0.7%
% of FP17s Relating to Continuations	9	6,961	0.1%	0.7%	0.8%
% of Patients satisfied with the dentistry they have received	18	20	90.0%	93.3%	91.9%
% of Patients satisfied with the time they had to wait for an appointment	19	20	95.0%	89.3%	87.9%

\* This is based on patients treated on this contract for their most recent course of treatment. Figures in italics indicate the base number of FP17s or Patient Questionnaire responses are less than 100. N/A is shown where the base number of responses is less than 10 during the period. % is calculated as Quantity/Base number\*100

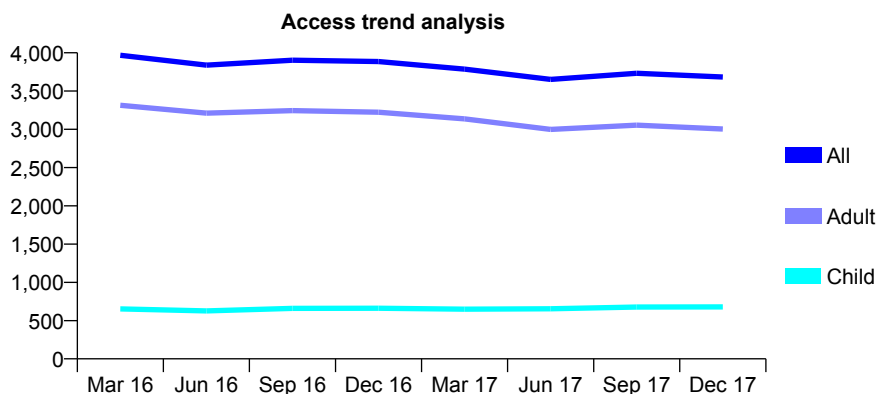
## 7A3 - Vital Signs At a Glance Contract Report for 184136/0001 - December 2017

Name or company name	Glynneath Dental Practice
Contract type name	GDS Contract
Purpose of contract	General
Contract start date	01/09/2012
Contract end date	

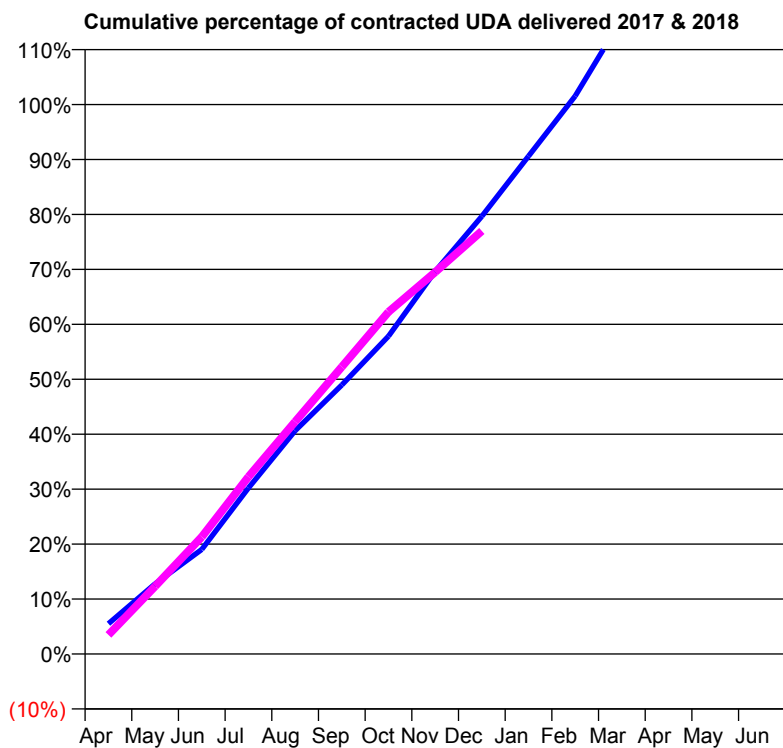
17/18 Contracted general activity (UDA)	10,623
Carry forward general activity (UDA)	0
17/18 Contracted orthodontic activity (UOA)	0
Carry forward orthodontic activity (UOA)	0
Baseline contract value	£381,047.10

### ACCESS\*

Patients seen in 24 months	Total	Change since previous quarter
Quarter ending December 2016	3,886	
Quarter ending March 2017	3,786	↓
Quarter ending June 2017	3,653	↓
Quarter ending September 2017	3,732	↑
Quarter ending December 2017	3,683	↓
<b>Variance since December 2016</b>	<b>(5.2%)</b>	<b>↓</b>



### ACTIVITY



Month	Adjusted Scheduled Activity (UDA)	
	2017	2018
April	586	369
May	1,357	1,309
June	2,022	2,266
July	3,210	3,428
August	4,316	4,492
September	5,201	5,551
October	6,144	6,613
November	7,396	7,381
December	8,461	8,179
January	9,624	
February	10,787	
March	12,278	
April	12,949	
May	12,965	
June	12,966	

### QUALITY

	Quantity	Base Number	Contract	LHB	Wales
% of FP17s for the same patient ID Re-attending within 3 months - Children	34	497	6.8%	9.6%	11.0%
% of FP17s for the same patient ID Re-attending within 3 months - Adults	275	2,264	12.1%	14.4%	16.1%
% of FP17s for the same patient ID Re-attending between 3 & 9 months - Children	89	497	17.9%	54.4%	58.9%
% of FP17s for the same patient ID Re-attending between 3 & 9 months - Adults	605	2,264	26.7%	51.5%	55.2%
% of FP17s for Band 1 Urgent Courses	208	2,609	8.0%	9.2%	9.0%
% of FP17s Relating to Free Repair or Replacements	28	2,609	1.1%	0.8%	0.7%
% of FP17s Relating to Continuations	29	2,609	1.1%	0.7%	0.8%
% of Patients satisfied with the dentistry they have received	17	17	100.0%	93.3%	91.9%
% of Patients satisfied with the time they had to wait for an appointment	14	17	82.4%	89.3%	87.9%

\* This is based on patients treated on this contract for their most recent course of treatment. Figures in italics indicate the base number of FP17s or Patient Questionnaire responses are less than 100. N/A is shown where the base number of responses is less than 10 during the period. % is calculated as Quantity/Base number\*100

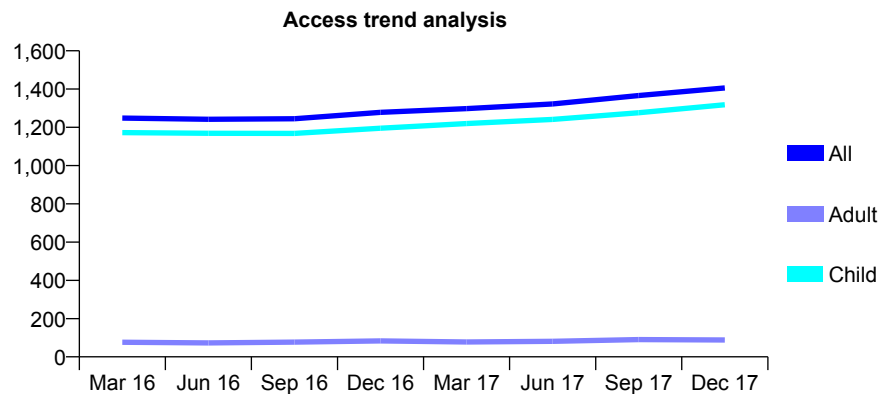
## 7A3 - Vital Signs At a Glance Contract Report for 185000/0001 - December 2017

Name or company name	Howells, Harrison & Gregson
Contract type name	GDS Contract
Purpose of contract	General
Contract start date	01/04/2006
Contract end date	

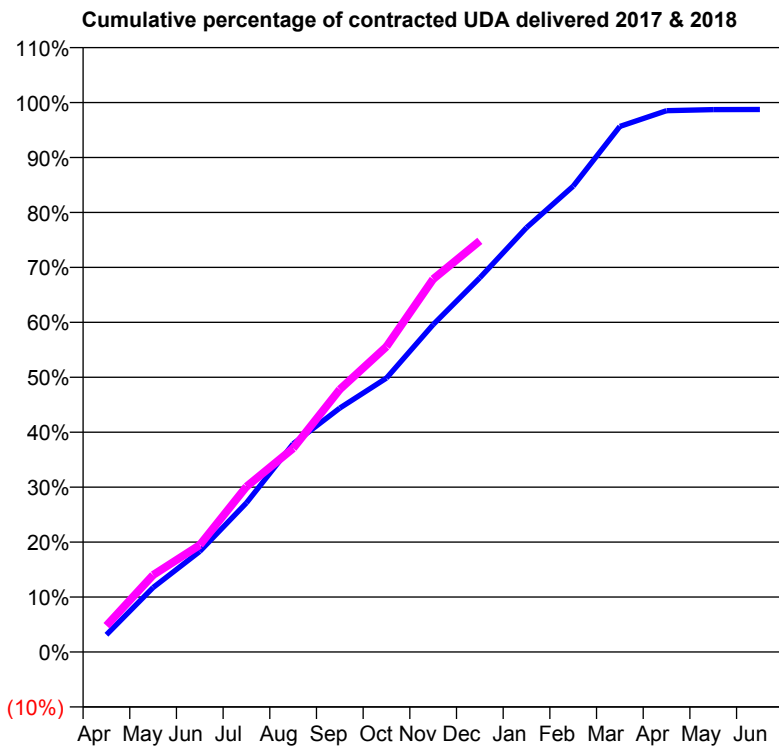
17/18 Contracted general activity (UDA)	2,576
Carry forward general activity (UDA)	33
17/18 Contracted orthodontic activity (UOA)	0
Carry forward orthodontic activity (UOA)	0
Baseline contract value	£54,840.96

### ACCESS\*

Patients seen in 24 months	Total	Change since previous quarter
Quarter ending December 2016	1,278	
Quarter ending March 2017	1,298	→
Quarter ending June 2017	1,322	→
Quarter ending September 2017	1,366	↑
Quarter ending December 2017	1,406	↑
<b>Variance since December 2016</b>	<b>10.0%</b>	<b>↑</b>



### ACTIVITY



Month	Adjusted Scheduled Activity (UDA)	
	2017	2018
April	81	124
May	302	361
June	472	501
July	699	775
August	976	955
September	1,144	1,231
October	1,284	1,432
November	1,535	1,748
December	1,754	1,927
January	1,989	
February	2,184	
March	2,464	
April	2,537	
May	2,542	
June	2,543	

### QUALITY

	Quantity	Base Number	Contract	LHB	Wales
% of FP17s for the same patient ID Re-attending within 3 months - Children	176	1,546	11.4%	9.6%	11.0%
% of FP17s for the same patient ID Re-attending within 3 months - Adults	0	0	N/A	14.4%	16.1%
% of FP17s for the same patient ID Re-attending between 3 & 9 months - Children	825	1,546	53.4%	54.4%	58.9%
% of FP17s for the same patient ID Re-attending between 3 & 9 months - Adults	0	0	N/A	51.5%	55.2%
% of FP17s for Band 1 Urgent Courses	117	1,477	7.9%	9.2%	9.0%
% of FP17s Relating to Free Repair or Replacements	1	1,477	0.1%	0.8%	0.7%
% of FP17s Relating to Continuations	22	1,477	1.5%	0.7%	0.8%
% of Patients satisfied with the dentistry they have received	0	0	N/A	93.3%	91.9%
% of Patients satisfied with the time they had to wait for an appointment	0	0	N/A	89.3%	87.9%

\* This is based on patients treated on this contract for their most recent course of treatment. Figures in italics indicate the base number of FP17s or Patient Questionnaire responses are less than 100. N/A is shown where the base number of responses is less than 10 during the period. % is calculated as Quantity/Base number\*100

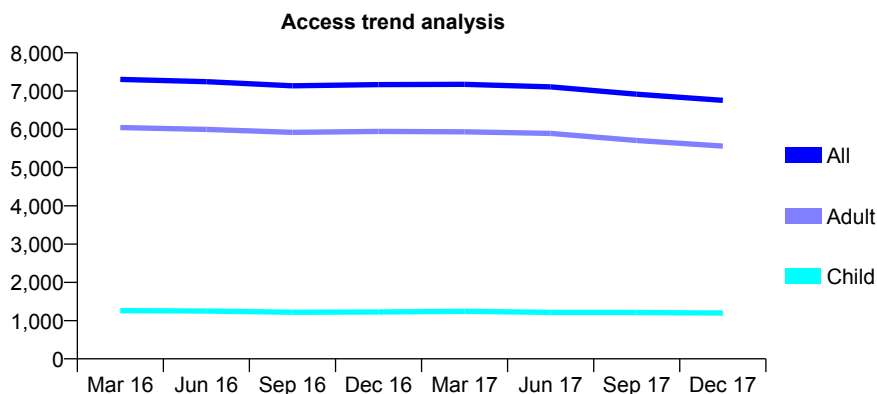
## 7A3 - Vital Signs At a Glance Contract Report for 187917/0001 - December 2017

Name or company name	The Victoria Road Dental Surgery
Contract type name	GDS Contract
Purpose of contract	General
Contract start date	01/05/2012
Contract end date	

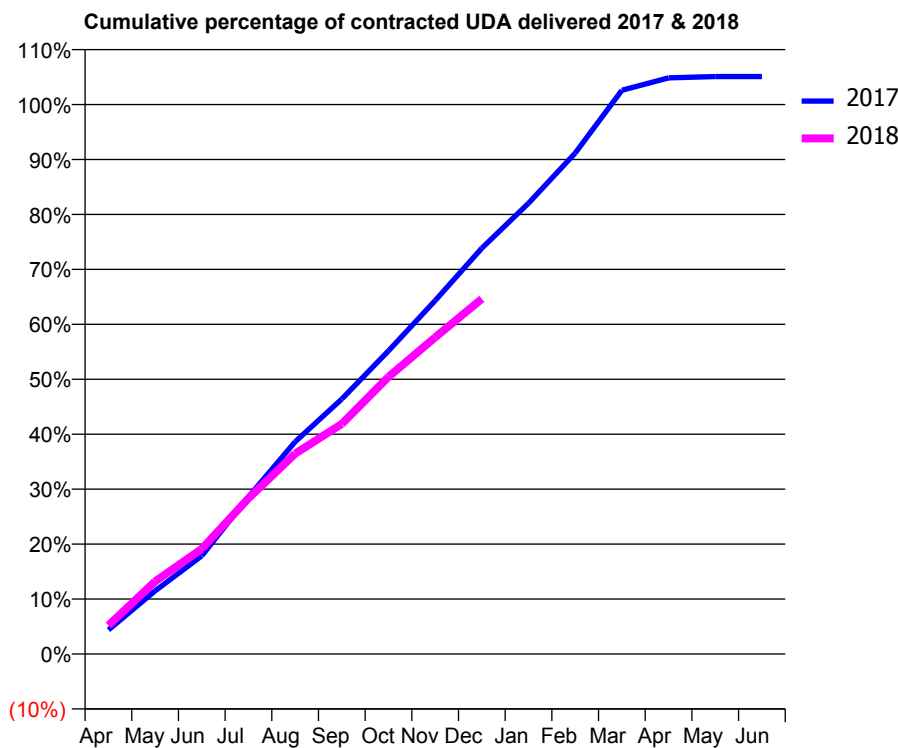
17/18 Contracted general activity (UDA)	20,753
Carry forward general activity (UDA)	0
17/18 Contracted orthodontic activity (UOA)	0
Carry forward orthodontic activity (UOA)	0
Baseline contract value	£470,746.07

### ACCESS\*

Patients seen in 24 months	Total	Change since previous quarter
Quarter ending December 2016	7,170	
Quarter ending March 2017	7,176	→
Quarter ending June 2017	7,109	→
Quarter ending September 2017	6,917	↓
Quarter ending December 2017	6,757	↓
<b>Variance since December 2016</b>	<b>(5.8%)</b>	<b>↓</b>



### ACTIVITY



Month	Adjusted Scheduled Activity (UDA)	
	2017	2018
April	909	1,081
May	2,384	2,741
June	3,711	3,969
July	5,934	5,881
August	8,014	7,566
September	9,634	8,692
October	11,451	10,469
November	13,349	11,957
December	15,328	13,413
January	17,024	
February	18,917	
March	21,289	
April	21,757	
May	21,809	
June	21,811	

### QUALITY

	Quantity	Base Number	Contract	LHB	Wales
% of FP17s for the same patient ID Re-attending within 3 months - Children	56	1,147	4.9%	9.6%	11.0%
% of FP17s for the same patient ID Re-attending within 3 months - Adults	524	5,562	9.4%	14.4%	16.1%
% of FP17s for the same patient ID Re-attending between 3 & 9 months - Children	668	1,147	58.2%	54.4%	58.9%
% of FP17s for the same patient ID Re-attending between 3 & 9 months - Adults	3,512	5,562	63.1%	51.5%	55.2%
% of FP17s for Band 1 Urgent Courses	300	6,479	4.6%	9.2%	9.0%
% of FP17s Relating to Free Repair or Replacements	10	6,479	0.2%	0.8%	0.7%
% of FP17s Relating to Continuations	78	6,479	1.2%	0.7%	0.8%
% of Patients satisfied with the dentistry they have received	23	24	95.8%	93.3%	91.9%
% of Patients satisfied with the time they had to wait for an appointment	21	24	87.5%	89.3%	87.9%

\* This is based on patients treated on this contract for their most recent course of treatment. Figures in italics indicate the base number of FP17s or Patient Questionnaire responses are less than 100. N/A is shown where the base number of responses is less than 10 during the period. % is calculated as Quantity/Base number\*100



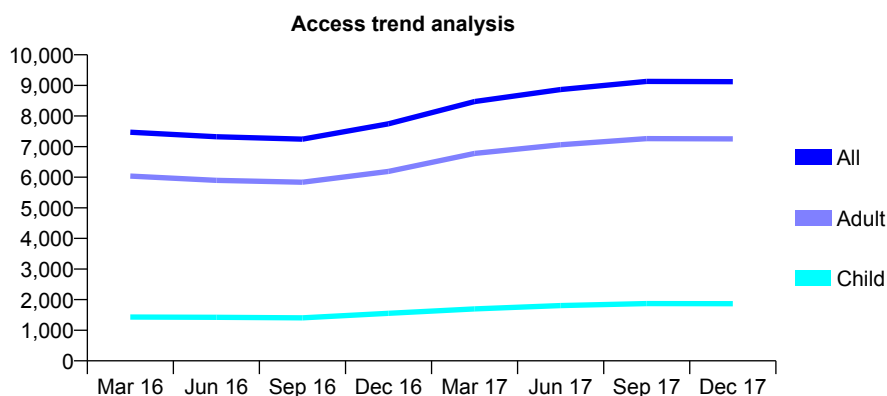
## 7A3 - Vital Signs At a Glance Contract Report for 189693/0001 - December 2017

Name or company name	Hall, Hopkins & Thorne of Llynfi Dental Pra
Contract type name	GDS Contract
Purpose of contract	General
Contract start date	10/08/2011
Contract end date	

17/18 Contracted general activity (UDA)	23,993
Carry forward general activity (UDA)	704
17/18 Contracted orthodontic activity (UOA)	0
Carry forward orthodontic activity (UOA)	0
Baseline contract value	£585,970.95

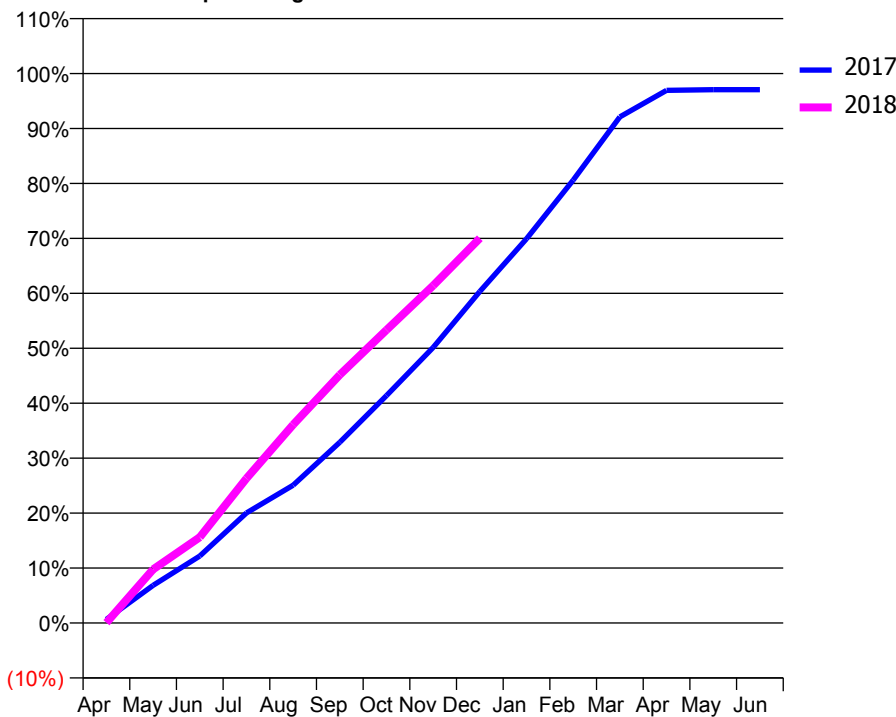
### ACCESS\*

Patients seen in 24 months	Total	Change since previous quarter
Quarter ending December 2016	7,746	
Quarter ending March 2017	8,474	↑
Quarter ending June 2017	8,867	↑
Quarter ending September 2017	9,132	↑
Quarter ending December 2017	9,120	→
<b>Variance since December 2016</b>	<b>17.7%</b>	<b>↑</b>



### ACTIVITY

Cumulative percentage of contracted UDA delivered 2017 & 2018



Month	Adjusted Scheduled Activity (UDA)	
	2017	2018
April	159	16
May	1,646	2,341
June	2,927	3,749
July	4,806	6,315
August	6,018	8,662
September	7,889	10,841
October	9,929	12,793
November	12,034	14,732
December	14,476	16,803
January	16,775	
February	19,337	
March	22,098	
April	23,255	
May	23,284	
June	23,289	

### QUALITY

	Quantity	Base Number	Contract	LHB	Wales
% of FP17s for the same patient ID Re-attending within 3 months - Children	136	2,005	6.8%	9.6%	11.0%
% of FP17s for the same patient ID Re-attending within 3 months - Adults	896	7,180	12.5%	14.4%	16.1%
% of FP17s for the same patient ID Re-attending between 3 & 9 months - Children	1,108	2,005	55.3%	54.4%	58.9%
% of FP17s for the same patient ID Re-attending between 3 & 9 months - Adults	3,327	7,180	46.3%	51.5%	55.2%
% of FP17s for Band 1 Urgent Courses	1,160	8,641	13.4%	9.2%	9.0%
% of FP17s Relating to Free Repair or Replacements	115	8,641	1.3%	0.8%	0.7%
% of FP17s Relating to Continuations	22	8,641	0.3%	0.7%	0.8%
% of Patients satisfied with the dentistry they have received	34	35	97.1%	93.3%	91.9%
% of Patients satisfied with the time they had to wait for an appointment	32	35	91.4%	89.3%	87.9%

\* This is based on patients treated on this contract for their most recent course of treatment. Figures in italics indicate the base number of FP17s or Patient Questionnaire responses are less than 100. N/A is shown where the base number of responses is less than 10 during the period. % is calculated as Quantity/Base number\*100

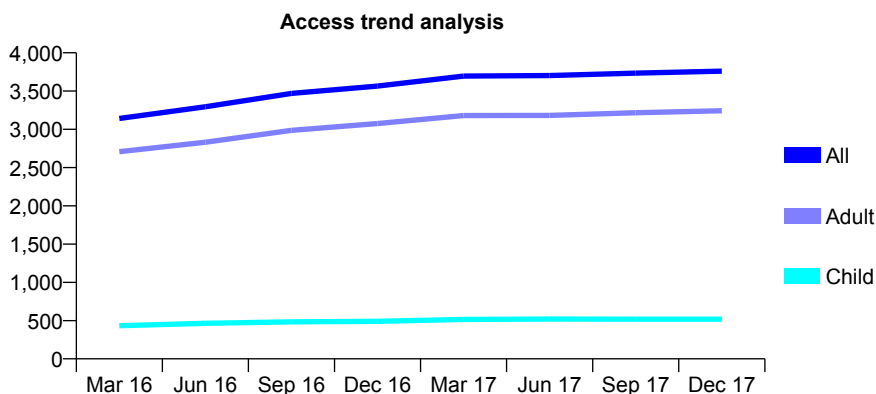
## 7A3 - Vital Signs At a Glance Contract Report for 189839/0001 - December 2017

Name or company name	Sketty Road Dental
Contract type name	GDS Contract
Purpose of contract	General
Contract start date	01/03/2015
Contract end date	

17/18 Contracted general activity (UDA)	12,500
Carry forward general activity (UDA)	-173
17/18 Contracted orthodontic activity (UOA)	0
Carry forward orthodontic activity (UOA)	0
Baseline contract value	£291,334.70

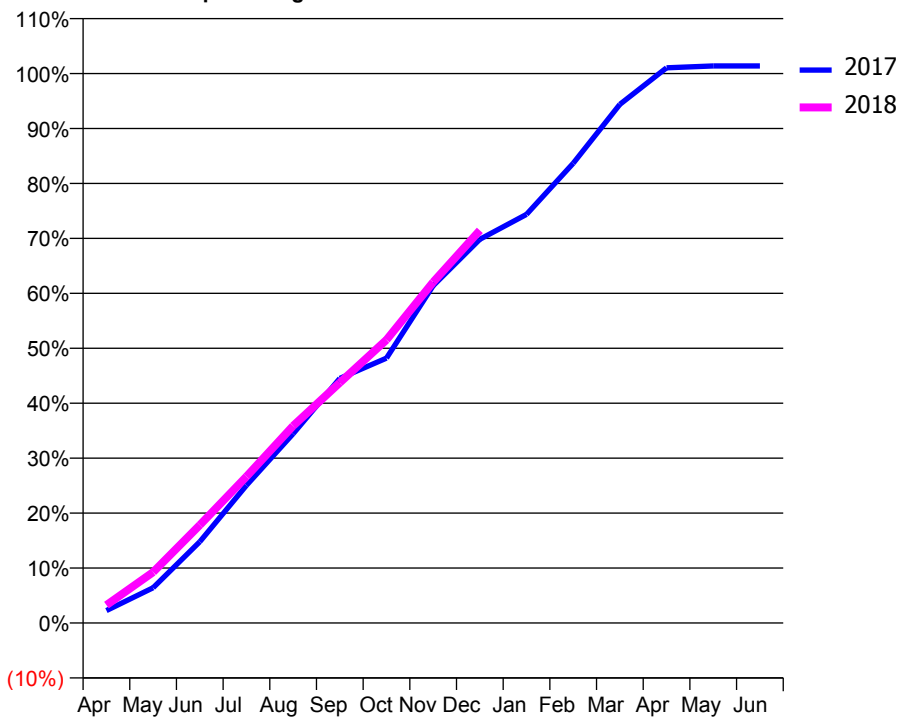
### ACCESS\*

Patients seen in 24 months	Total	Change since previous quarter
Quarter ending December 2016	3,565	
Quarter ending March 2017	3,695	↑
Quarter ending June 2017	3,702	→
Quarter ending September 2017	3,735	→
Quarter ending December 2017	3,761	→
<b>Variance since December 2016</b>	<b>5.5%</b>	<b>↑</b>



### ACTIVITY

Cumulative percentage of contracted UDA delivered 2017 & 2018



Month	Adjusted Scheduled Activity (UDA)	
	2017	2018
April	283	409
May	804	1,159
June	1,849	2,228
July	3,131	3,332
August	4,307	4,485
September	5,565	5,469
October	6,026	6,440
November	7,672	7,755
December	8,728	8,931
January	9,295	
February	10,458	
March	11,798	
April	12,629	
May	12,673	
June	12,673	

### QUALITY

	Quantity	Base Number	Contract	LHB	Wales
% of FP17s for the same patient ID Re-attending within 3 months - Children	41	631	6.5%	9.6%	11.0%
% of FP17s for the same patient ID Re-attending within 3 months - Adults	876	4,291	20.4%	14.4%	16.1%
% of FP17s for the same patient ID Re-attending between 3 & 9 months - Children	406	631	64.3%	54.4%	58.9%
% of FP17s for the same patient ID Re-attending between 3 & 9 months - Adults	2,414	4,291	56.3%	51.5%	55.2%
% of FP17s for Band 1 Urgent Courses	252	4,603	5.5%	9.2%	9.0%
% of FP17s Relating to Free Repair or Replacements	77	4,603	1.7%	0.8%	0.7%
% of FP17s Relating to Continuations	174	4,603	3.8%	0.7%	0.8%
% of Patients satisfied with the dentistry they have received	58	61	95.1%	93.3%	91.9%
% of Patients satisfied with the time they had to wait for an appointment	57	61	93.4%	89.3%	87.9%

\* This is based on patients treated on this contract for their most recent course of treatment. Figures in italics indicate the base number of FP17s or Patient Questionnaire responses are less than 100. N/A is shown where the base number of responses is less than 10 during the period. % is calculated as Quantity/Base number\*100

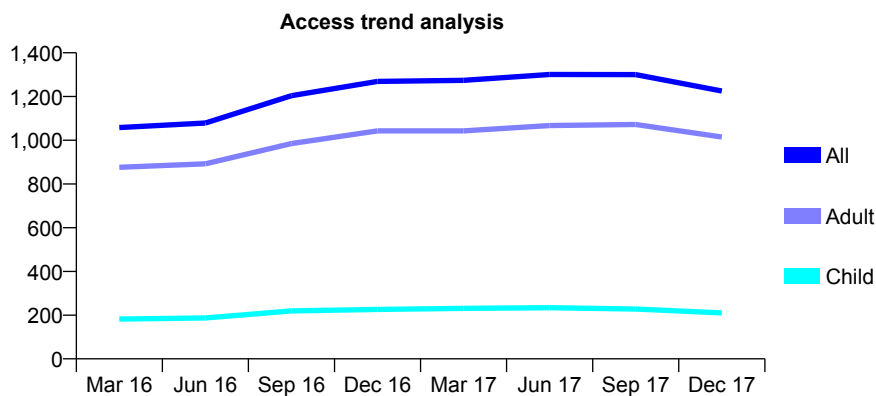
## 7A3 - Vital Signs At a Glance Contract Report for 193399/0001 - December 2017

Name or company name	Dr Roach Price Dental Practice
Contract type name	GDS Contract
Purpose of contract	General
Contract start date	31/03/2014
Contract end date	

17/18 Contracted general activity (UDA)	4,592
Carry forward general activity (UDA)	0
17/18 Contracted orthodontic activity (UOA)	0
Carry forward orthodontic activity (UOA)	0
Baseline contract value	£103,736.66

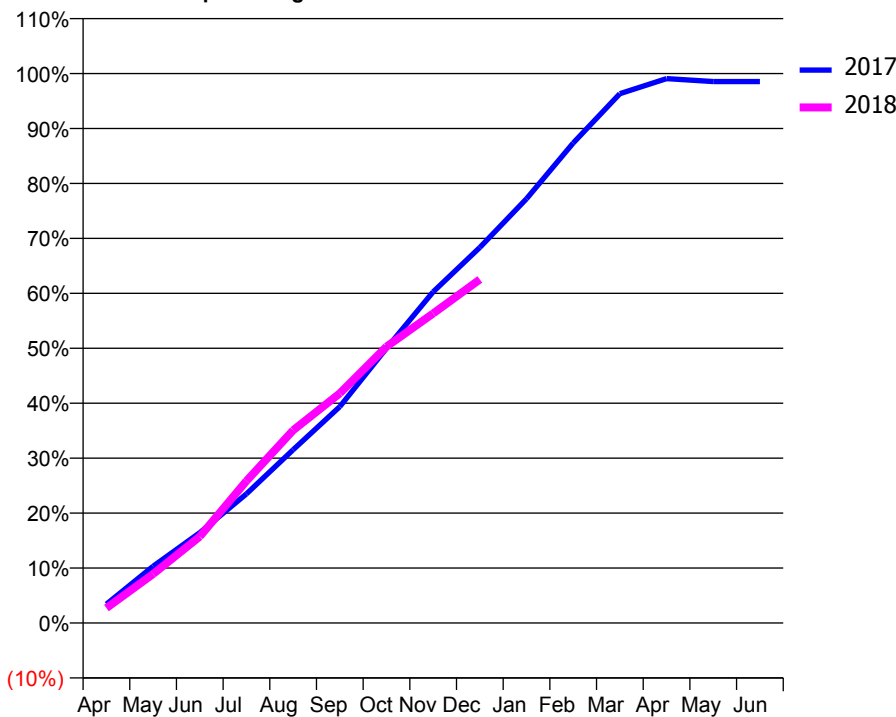
### ACCESS\*

Patients seen in 24 months	Total	Change since previous quarter
Quarter ending December 2016	1,269	
Quarter ending March 2017	1,274	→
Quarter ending June 2017	1,301	↑
Quarter ending September 2017	1,300	→
Quarter ending December 2017	1,225	↓
<b>Variance since December 2016</b>	<b>(3.5%)</b>	<b>↓</b>



### ACTIVITY

Cumulative percentage of contracted UDA delivered 2017 & 2018



Month	Adjusted Scheduled Activity (UDA)	
	2017	2018
April	158	126
May	474	409
June	755	723
July	1,079	1,187
August	1,448	1,611
September	1,808	1,920
October	2,296	2,309
November	2,767	2,587
December	3,138	2,872
January	3,545	
February	4,012	
March	4,423	
April	4,549	
May	4,525	
June	4,525	

### QUALITY

	Quantity	Base Number	Contract	LHB	Wales
% of FP17s for the same patient ID Re-attending within 3 months - Children	25	271	9.2%	9.6%	11.0%
% of FP17s for the same patient ID Re-attending within 3 months - Adults	192	1,234	15.6%	14.4%	16.1%
% of FP17s for the same patient ID Re-attending between 3 & 9 months - Children	166	271	61.3%	54.4%	58.9%
% of FP17s for the same patient ID Re-attending between 3 & 9 months - Adults	736	1,234	59.6%	51.5%	55.2%
% of FP17s for Band 1 Urgent Courses	153	1,472	10.4%	9.2%	9.0%
% of FP17s Relating to Free Repair or Replacements	8	1,472	0.5%	0.8%	0.7%
% of FP17s Relating to Continuations	5	1,472	0.3%	0.7%	0.8%
% of Patients satisfied with the dentistry they have received	9	10	90.0%	93.3%	91.9%
% of Patients satisfied with the time they had to wait for an appointment	10	10	100.0%	89.3%	87.9%

\* This is based on patients treated on this contract for their most recent course of treatment. Figures in italics indicate the base number of FP17s or Patient Questionnaire responses are less than 100. N/A is shown where the base number of responses is less than 10 during the period. % is calculated as Quantity/Base number\*100

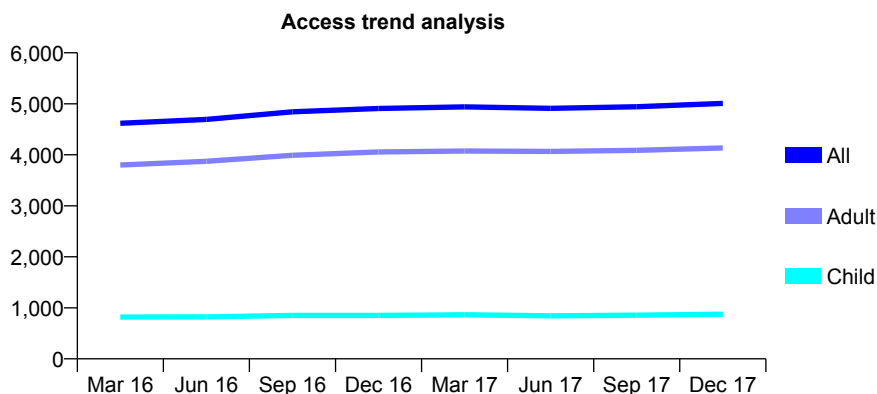
## 7A3 - Vital Signs At a Glance Contract Report for 195006/0001 - December 2017

Name or company name	R Elliott and Associates
Contract type name	GDS Contract
Purpose of contract	General
Contract start date	01/02/2007
Contract end date	

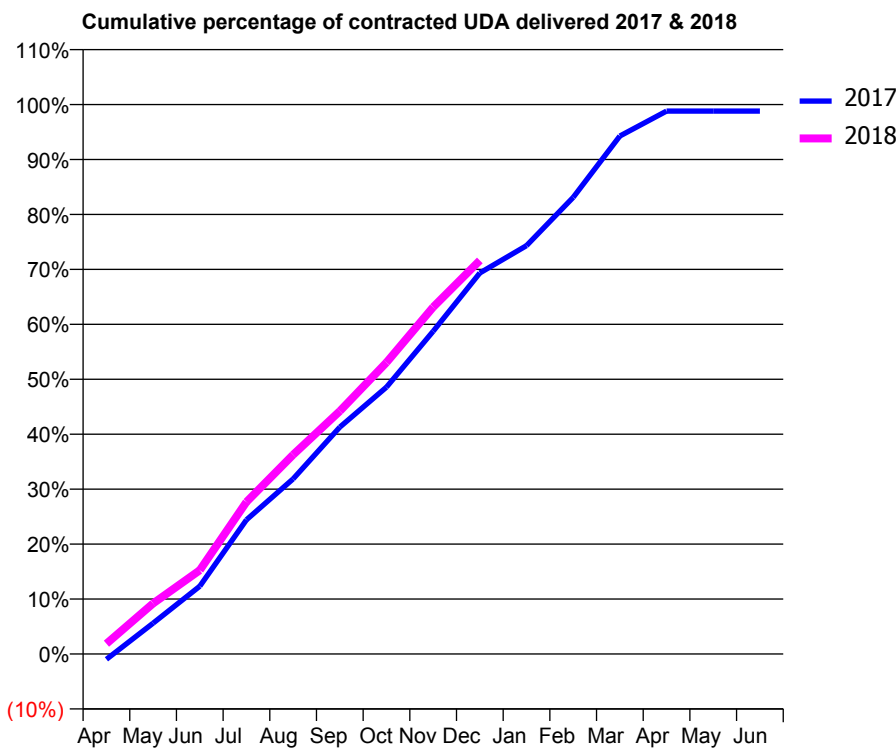
17/18 Contracted general activity (UDA)	14,790
Carry forward general activity (UDA)	176
17/18 Contracted orthodontic activity (UOA)	0
Carry forward orthodontic activity (UOA)	0
Baseline contract value	£339,785.02

### ACCESS\*

Patients seen in 24 months	Total	Change since previous quarter
Quarter ending December 2016	4,909	
Quarter ending March 2017	4,940	→
Quarter ending June 2017	4,911	→
Quarter ending September 2017	4,942	→
Quarter ending December 2017	5,008	→
<b>Variance since December 2016</b>	<b>2.0%</b>	<b>↑</b>



### ACTIVITY



Month	Adjusted Scheduled Activity (UDA)	
	2017	2018
April	-145	279
May	831	1,362
June	1,825	2,256
July	3,613	4,093
August	4,713	5,364
September	6,107	6,536
October	7,184	7,847
November	8,689	9,338
December	10,254	10,592
January	10,991	
February	12,290	
March	13,940	
April	14,613	
May	14,614	
June	14,614	

### QUALITY

	Quantity	Base Number	Contract	LHB	Wales
% of FP17s for the same patient ID Re-attending within 3 months - Children	51	842	6.1%	9.6%	11.0%
% of FP17s for the same patient ID Re-attending within 3 months - Adults	617	4,450	13.9%	14.4%	16.1%
% of FP17s for the same patient ID Re-attending between 3 & 9 months - Children	404	842	48.0%	54.4%	58.9%
% of FP17s for the same patient ID Re-attending between 3 & 9 months - Adults	2,540	4,450	57.1%	51.5%	55.2%
% of FP17s for Band 1 Urgent Courses	409	5,027	8.1%	9.2%	9.0%
% of FP17s Relating to Free Repair or Replacements	59	5,027	1.2%	0.8%	0.7%
% of FP17s Relating to Continuations	44	5,027	0.9%	0.7%	0.8%
% of Patients satisfied with the dentistry they have received	20	20	100.0%	93.3%	91.9%
% of Patients satisfied with the time they had to wait for an appointment	20	20	100.0%	89.3%	87.9%

\* This is based on patients treated on this contract for their most recent course of treatment. Figures in italics indicate the base number of FP17s or Patient Questionnaire responses are less than 100. N/A is shown where the base number of responses is less than 10 during the period. % is calculated as Quantity/Base number\*100

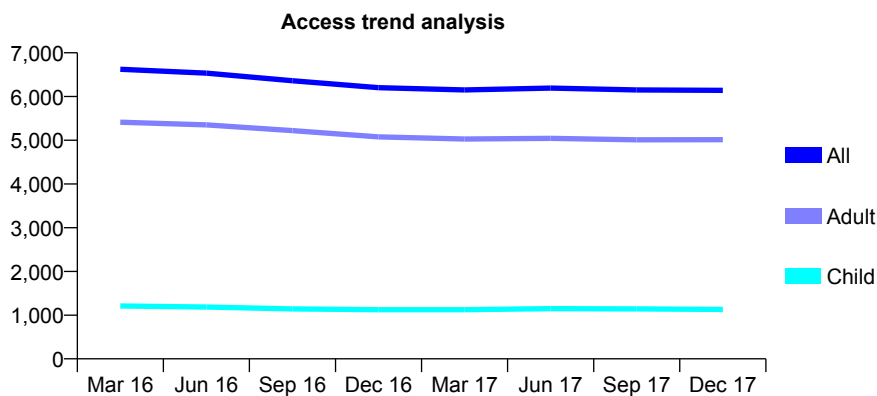
## 7A3 - Vital Signs At a Glance Contract Report for 195006/0002 - December 2017

Name or company name	R Elliott and Associates
Contract type name	GDS Contract
Purpose of contract	General
Contract start date	01/02/2007
Contract end date	

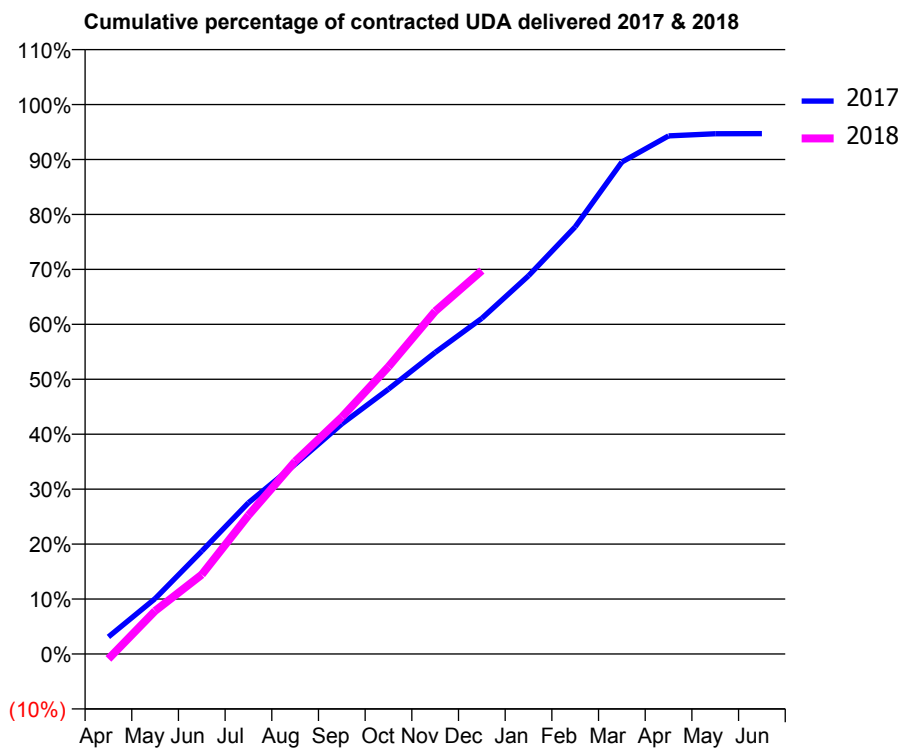
17/18 Contracted general activity (UDA)	18,317
Carry forward general activity (UDA)	970
17/18 Contracted orthodontic activity (UOA)	0
Carry forward orthodontic activity (UOA)	0
Baseline contract value	£420,814.22

### ACCESS\*

Patients seen in 24 months	Total	Change since previous quarter
Quarter ending December 2016	6,203	
Quarter ending March 2017	6,150	→
Quarter ending June 2017	6,192	→
Quarter ending September 2017	6,152	→
Quarter ending December 2017	6,142	→
<b>Variance since December 2016</b>	<b>(1.0%)</b>	→



### ACTIVITY



Month	Adjusted Scheduled Activity (UDA)	
	2017	2018
April	570	-168
May	1,846	1,437
June	3,429	2,647
July	5,043	4,624
August	6,321	6,420
September	7,670	7,897
October	8,830	9,579
November	10,052	11,428
December	11,191	12,782
January	12,608	
February	14,239	
March	16,399	
April	17,273	
May	17,344	
June	17,347	

### QUALITY

	Quantity	Base Number	Contract	LHB	Wales
% of FP17s for the same patient ID Re-attending within 3 months - Children	90	1,363	6.6%	9.6%	11.0%
% of FP17s for the same patient ID Re-attending within 3 months - Adults	1,064	6,448	16.5%	14.4%	16.1%
% of FP17s for the same patient ID Re-attending between 3 & 9 months - Children	780	1,363	57.2%	54.4%	58.9%
% of FP17s for the same patient ID Re-attending between 3 & 9 months - Adults	3,820	6,448	59.2%	51.5%	55.2%
% of FP17s for Band 1 Urgent Courses	671	7,265	9.2%	9.2%	9.0%
% of FP17s Relating to Free Repair or Replacements	68	7,265	0.9%	0.8%	0.7%
% of FP17s Relating to Continuations	55	7,265	0.8%	0.7%	0.8%
% of Patients satisfied with the dentistry they have received	28	31	90.3%	93.3%	91.9%
% of Patients satisfied with the time they had to wait for an appointment	29	31	93.5%	89.3%	87.9%

\* This is based on patients treated on this contract for their most recent course of treatment. Figures in italics indicate the base number of FP17s or Patient Questionnaire responses are less than 100. N/A is shown where the base number of responses is less than 10 during the period. % is calculated as Quantity/Base number\*100

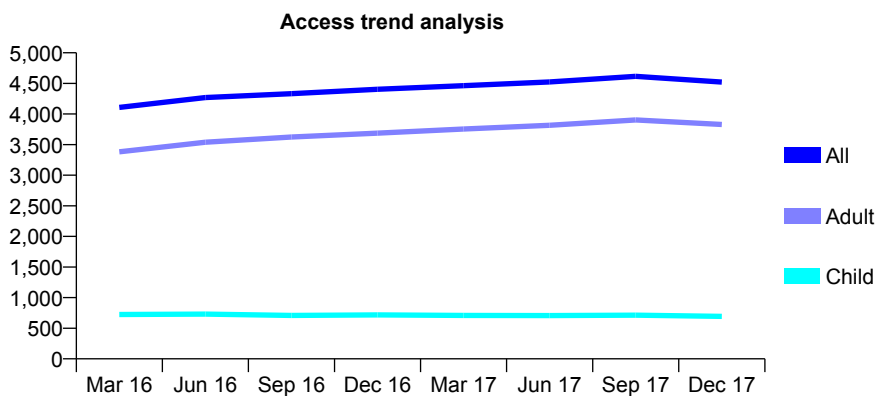
## 7A3 - Vital Signs At a Glance Contract Report for 195375/0001 - December 2017

Name or company name	Woods Dental
Contract type name	GDS Contract
Purpose of contract	General
Contract start date	01/01/2012
Contract end date	

17/18 Contracted general activity (UDA)	9,368
Carry forward general activity (UDA)	0
17/18 Contracted orthodontic activity (UOA)	0
Carry forward orthodontic activity (UOA)	0
Baseline contract value	£238,085.40

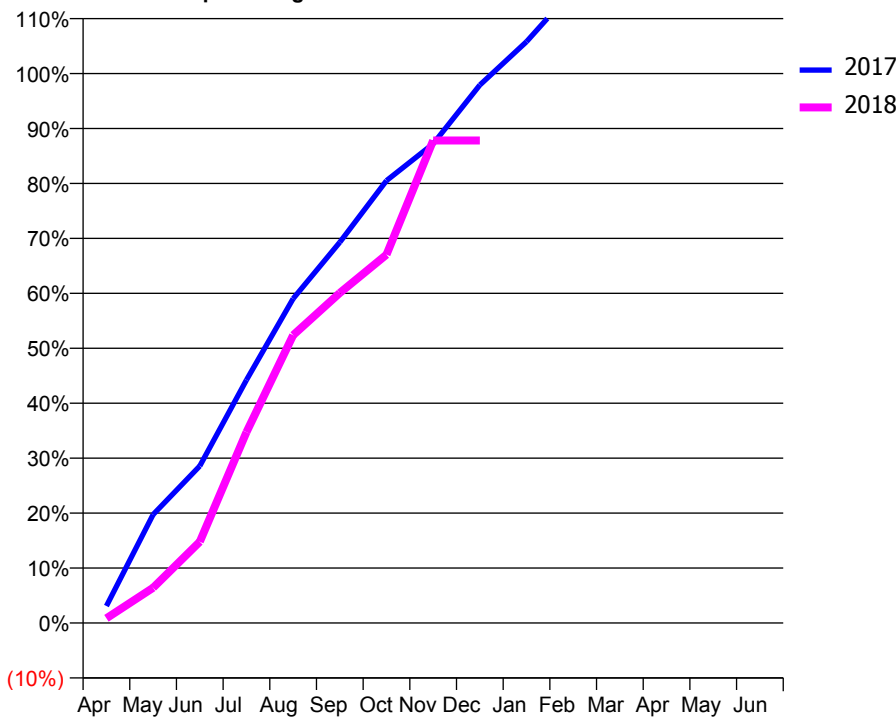
### ACCESS\*

Patients seen in 24 months	Total	Change since previous quarter
Quarter ending December 2016	4,404	
Quarter ending March 2017	4,464	→
Quarter ending June 2017	4,523	→
Quarter ending September 2017	4,616	↑
Quarter ending December 2017	4,521	↓
<b>Variance since December 2016</b>	<b>2.7%</b>	<b>↑</b>



### ACTIVITY

Cumulative percentage of contracted UDA delivered 2017 & 2018



Month	Adjusted Scheduled Activity (UDA)	
	2017	2018
April	289	80
May	1,848	601
June	2,677	1,385
July	4,143	3,254
August	5,531	4,907
September	6,492	5,627
October	7,543	6,281
November	8,168	8,226
December	9,172	8,226
January	9,910	
February	10,796	
March	11,899	
April	12,314	
May	12,311	
June	12,379	

### QUALITY

	Quantity	Base Number	Contract	LHB	Wales
% of FP17s for the same patient ID Re-attending within 3 months - Children	58	743	7.8%	9.6%	11.0%
% of FP17s for the same patient ID Re-attending within 3 months - Adults	488	3,494	14.0%	14.4%	16.1%
% of FP17s for the same patient ID Re-attending between 3 & 9 months - Children	394	743	53.0%	54.4%	58.9%
% of FP17s for the same patient ID Re-attending between 3 & 9 months - Adults	1,578	3,494	45.2%	51.5%	55.2%
% of FP17s for Band 1 Urgent Courses	1,256	3,978	31.6%	9.2%	9.0%
% of FP17s Relating to Free Repair or Replacements	17	3,978	0.4%	0.8%	0.7%
% of FP17s Relating to Continuations	9	3,978	0.2%	0.7%	0.8%
% of Patients satisfied with the dentistry they have received	2	6	N/A	93.3%	91.9%
% of Patients satisfied with the time they had to wait for an appointment	4	6	N/A	89.3%	87.9%

\* This is based on patients treated on this contract for their most recent course of treatment. Figures in italics indicate the base number of FP17s or Patient Questionnaire responses are less than 100. N/A is shown where the base number of responses is less than 10 during the period. % is calculated as Quantity/Base number\*100

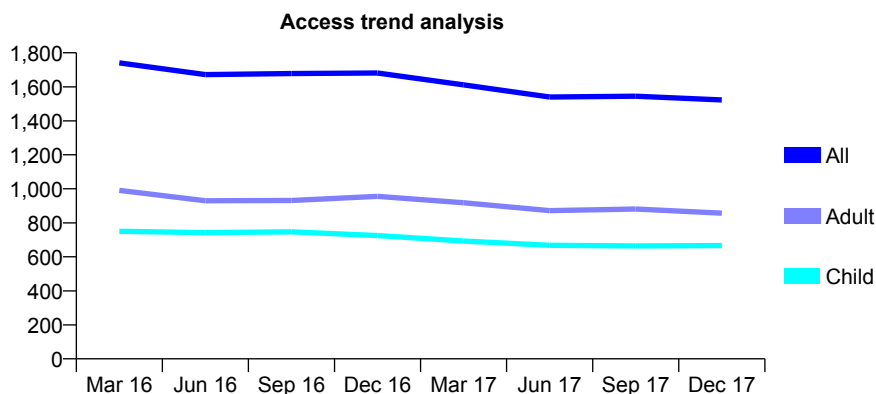
## 7A3 - Vital Signs At a Glance Contract Report for 195510/0001 - December 2017

Name or company name	Vale View Dental Care
Contract type name	GDS Contract
Purpose of contract	General
Contract start date	01/08/2009
Contract end date	

17/18 Contracted general activity (UDA)	6,032
Carry forward general activity (UDA)	240
17/18 Contracted orthodontic activity (UOA)	0
Carry forward orthodontic activity (UOA)	0
Baseline contract value	£145,274.31

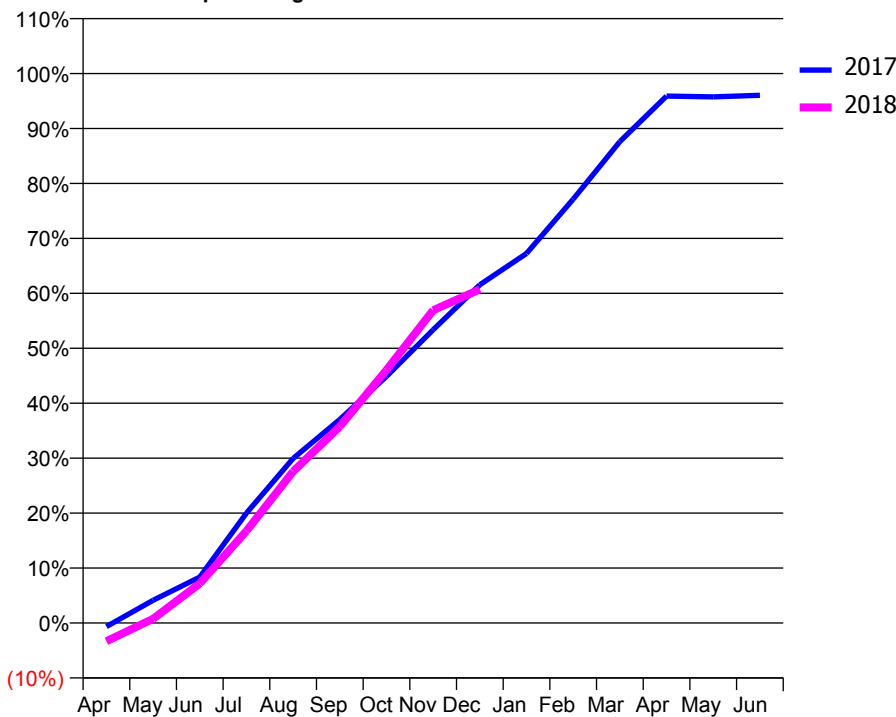
### ACCESS\*

Patients seen in 24 months	Total	Change since previous quarter
Quarter ending December 2016	1,681	
Quarter ending March 2017	1,611	↓
Quarter ending June 2017	1,540	↓
Quarter ending September 2017	1,545	→
Quarter ending December 2017	1,523	↓
<b>Variance since December 2016</b>	<b>(9.4%)</b>	<b>↓</b>



### ACTIVITY

Cumulative percentage of contracted UDA delivered 2017 & 2018



Month	Adjusted Scheduled Activity (UDA)	
	2017	2018
April	-40	-201
May	249	46
June	505	434
July	1,207	1,010
August	1,806	1,664
September	2,234	2,157
October	2,707	2,778
November	3,219	3,433
December	3,713	3,663
January	4,057	
February	4,653	
March	5,284	
April	5,785	
May	5,775	
June	5,792	

### QUALITY

	Quantity	Base Number	Contract	LHB	Wales
% of FP17s for the same patient ID Re-attending within 3 months - Children	98	813	12.1%	9.6%	11.0%
% of FP17s for the same patient ID Re-attending within 3 months - Adults	73	914	8.0%	14.4%	16.1%
% of FP17s for the same patient ID Re-attending between 3 & 9 months - Children	491	813	60.4%	54.4%	58.9%
% of FP17s for the same patient ID Re-attending between 3 & 9 months - Adults	582	914	63.7%	51.5%	55.2%
% of FP17s for Band 1 Urgent Courses	18	1,596	1.1%	9.2%	9.0%
% of FP17s Relating to Free Repair or Replacements	2	1,596	0.1%	0.8%	0.7%
% of FP17s Relating to Continuations	7	1,596	0.4%	0.7%	0.8%
% of Patients satisfied with the dentistry they have received	5	5	N/A	93.3%	91.9%
% of Patients satisfied with the time they had to wait for an appointment	5	5	N/A	89.3%	87.9%

\* This is based on patients treated on this contract for their most recent course of treatment. Figures in italics indicate the base number of FP17s or Patient Questionnaire responses are less than 100. N/A is shown where the base number of responses is less than 10 during the period. % is calculated as Quantity/Base number\*100

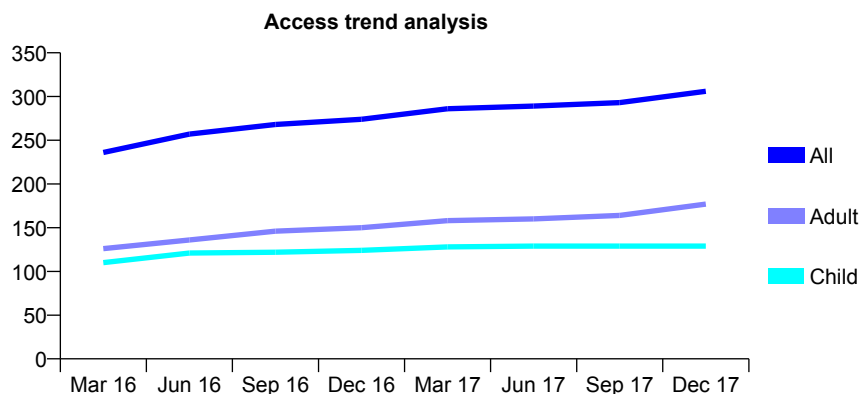
## 7A3 - Vital Signs At a Glance Contract Report for 197270/0001 - December 2017

Name or company name	HJ Price
Contract type name	GDS Contract
Purpose of contract	General
Contract start date	08/12/2014
Contract end date	

17/18 Contracted general activity (UDA)	900
Carry forward general activity (UDA)	0
17/18 Contracted orthodontic activity (UOA)	0
Carry forward orthodontic activity (UOA)	0
Baseline contract value	£20,334.96

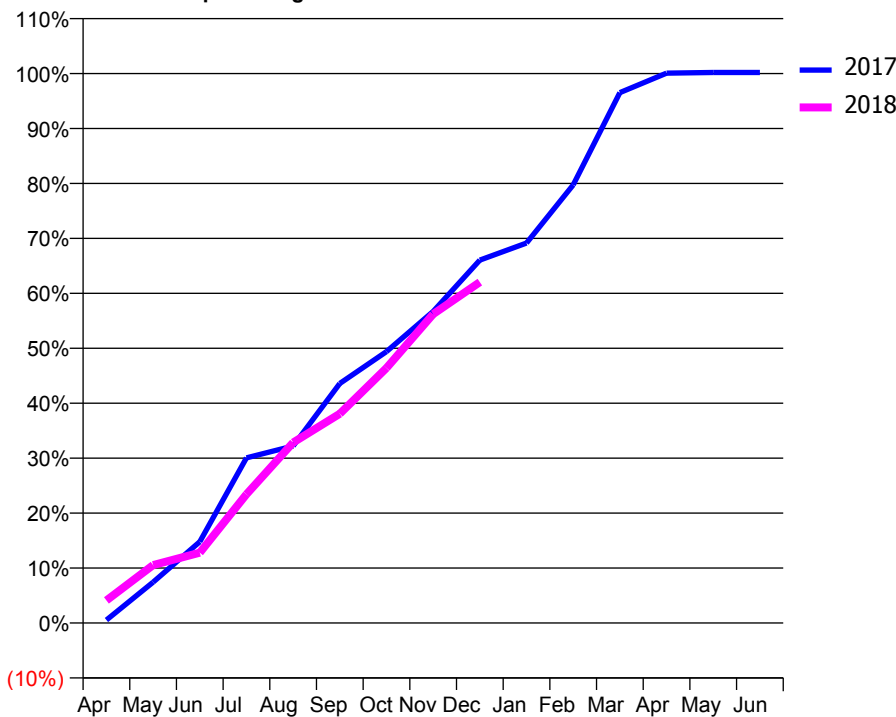
### ACCESS\*

Patients seen in 24 months	Total	Change since previous quarter
Quarter ending December 2016	274	
Quarter ending March 2017	286	↑
Quarter ending June 2017	289	→
Quarter ending September 2017	293	→
Quarter ending December 2017	306	↑
<b>Variance since December 2016</b>	<b>11.7%</b>	<b>↑</b>



### ACTIVITY

Cumulative percentage of contracted UDA delivered 2017 & 2018



Month	Adjusted Scheduled Activity (UDA)	
	2017	2018
April	5	37
May	67	95
June	133	115
July	271	211
August	290	296
September	392	343
October	445	418
November	510	506
December	594	558
January	622	
February	718	
March	869	
April	901	
May	902	
June	902	

### QUALITY

	Quantity	Base Number	Contract	LHB	Wales
% of FP17s for the same patient ID Re-attending within 3 months - Children	10	148	6.8%	9.6%	11.0%
% of FP17s for the same patient ID Re-attending within 3 months - Adults	12	148	8.1%	14.4%	16.1%
% of FP17s for the same patient ID Re-attending between 3 & 9 months - Children	85	148	57.4%	54.4%	58.9%
% of FP17s for the same patient ID Re-attending between 3 & 9 months - Adults	67	148	45.3%	51.5%	55.2%
% of FP17s for Band 1 Urgent Courses	17	276	6.2%	9.2%	9.0%
% of FP17s Relating to Free Repair or Replacements	0	276	0.0%	0.8%	0.7%
% of FP17s Relating to Continuations	0	276	0.0%	0.7%	0.8%
% of Patients satisfied with the dentistry they have received	1	1	N/A	93.3%	91.9%
% of Patients satisfied with the time they had to wait for an appointment	1	1	N/A	89.3%	87.9%

\* This is based on patients treated on this contract for their most recent course of treatment. Figures in italics indicate the base number of FP17s or Patient Questionnaire responses are less than 100. N/A is shown where the base number of responses is less than 10 during the period. % is calculated as Quantity/Base number\*100



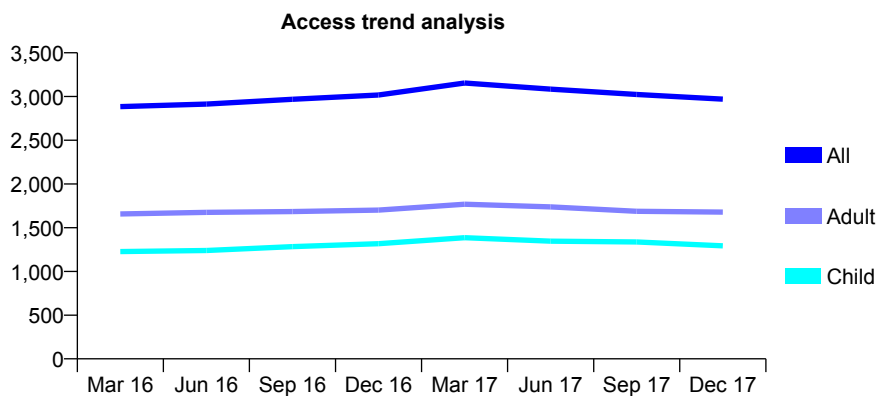
## 7A3 - Vital Signs At a Glance Contract Report for 199613/0001 - December 2017

Name or company name	J Bater and L Khosa
Contract type name	GDS Contract
Purpose of contract	General
Contract start date	01/04/2010
Contract end date	

17/18 Contracted general activity (UDA)	10,000
Carry forward general activity (UDA)	0
17/18 Contracted orthodontic activity (UOA)	0
Carry forward orthodontic activity (UOA)	0
Baseline contract value	£265,071.27

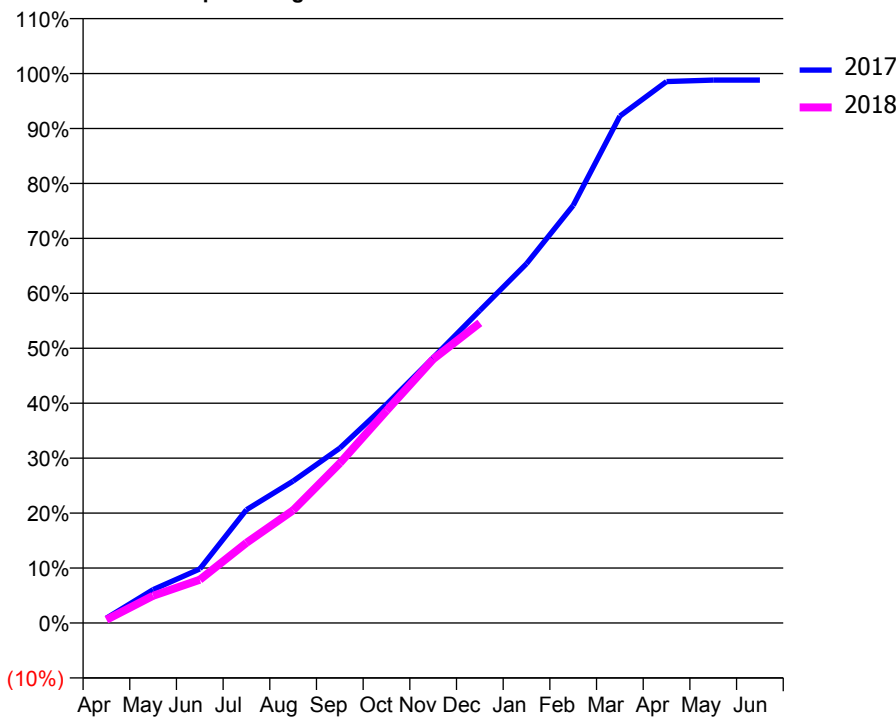
### ACCESS\*

Patients seen in 24 months	Total	Change since previous quarter
Quarter ending December 2016	3,018	
Quarter ending March 2017	3,155	↑
Quarter ending June 2017	3,084	↓
Quarter ending September 2017	3,024	↓
Quarter ending December 2017	2,970	↓
<b>Variance since December 2016</b>	<b>(1.6%)</b>	<b>↓</b>



### ACTIVITY

Cumulative percentage of contracted UDA delivered 2017 & 2018



Month	Adjusted Scheduled Activity (UDA)	
	2017	2018
April	105	60
May	729	497
June	1,182	788
July	2,473	1,459
August	3,101	2,053
September	3,819	2,909
October	4,773	3,861
November	5,794	4,801
December	6,824	5,461
January	7,847	
February	9,120	
March	11,070	
April	11,825	
May	11,855	
June	11,855	

### QUALITY

	Quantity	Base Number	Contract	LHB	Wales
% of FP17s for the same patient ID Re-attending within 3 months - Children	91	1,251	7.3%	9.6%	11.0%
% of FP17s for the same patient ID Re-attending within 3 months - Adults	324	1,537	21.1%	14.4%	16.1%
% of FP17s for the same patient ID Re-attending between 3 & 9 months - Children	751	1,251	60.0%	54.4%	58.9%
% of FP17s for the same patient ID Re-attending between 3 & 9 months - Adults	786	1,537	51.1%	51.5%	55.2%
% of FP17s for Band 1 Urgent Courses	383	2,551	15.0%	9.2%	9.0%
% of FP17s Relating to Free Repair or Replacements	3	2,551	0.1%	0.8%	0.7%
% of FP17s Relating to Continuations	15	2,551	0.6%	0.7%	0.8%
% of Patients satisfied with the dentistry they have received	15	15	100.0%	93.3%	91.9%
% of Patients satisfied with the time they had to wait for an appointment	15	15	100.0%	89.3%	87.9%

\* This is based on patients treated on this contract for their most recent course of treatment. Figures in italics indicate the base number of FP17s or Patient Questionnaire responses are less than 100. N/A is shown where the base number of responses is less than 10 during the period. % is calculated as Quantity/Base number\*100

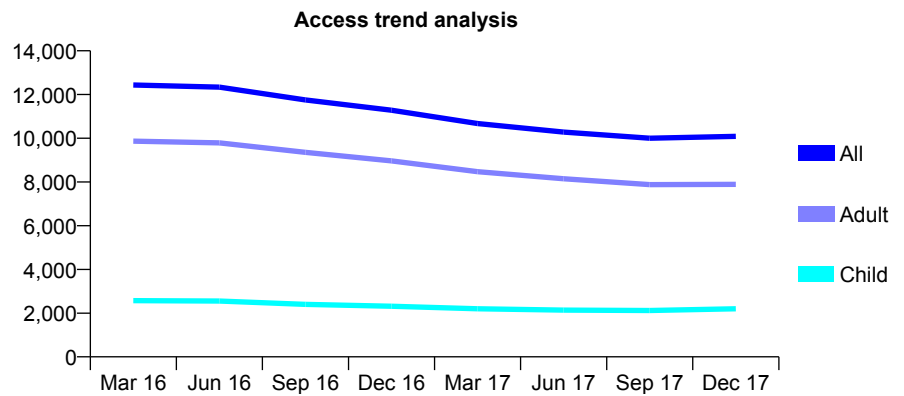
## 7A3 - Vital Signs At a Glance Contract Report for 199915/0003 - December 2017

Name or company name	IDH 441 to 444 Ltd
Contract type name	GDS Contract
Purpose of contract	General
Contract start date	01/04/2010
Contract end date	

17/18 Contracted general activity (UDA)	33,644
Carry forward general activity (UDA)	482
17/18 Contracted orthodontic activity (UOA)	0
Carry forward orthodontic activity (UOA)	0
Baseline contract value	£629,791.30

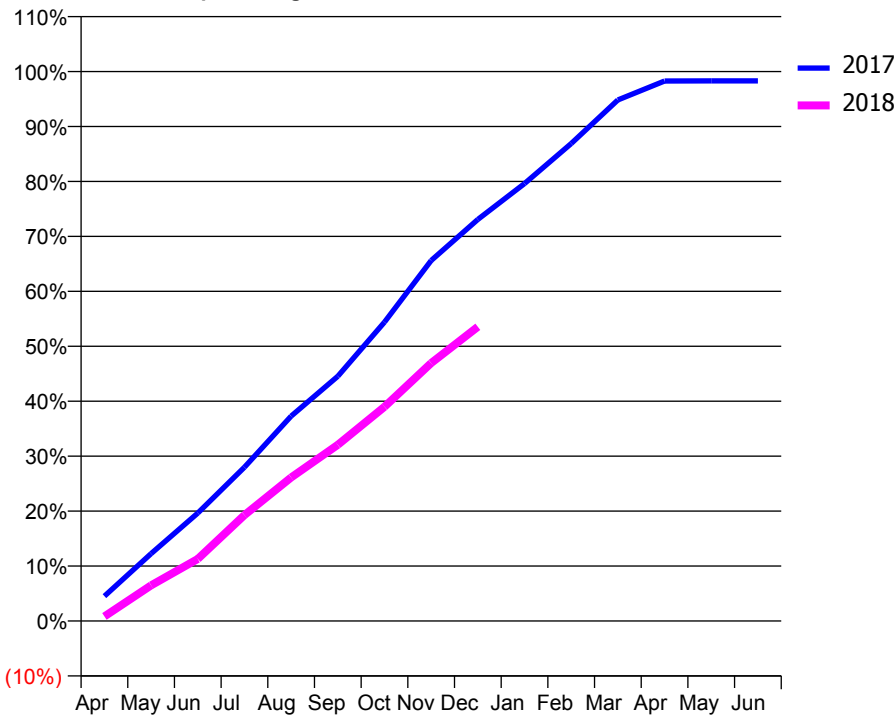
### ACCESS\*

Patients seen in 24 months	Total	Change since previous quarter
Quarter ending December 2016	11,280	
Quarter ending March 2017	10,673	↓
Quarter ending June 2017	10,283	↓
Quarter ending September 2017	10,000	↓
Quarter ending December 2017	10,086	→
<b>Variance since December 2016</b>	<b>(10.6%)</b>	<b>↓</b>



### ACTIVITY

Cumulative percentage of contracted UDA delivered 2017 & 2018



Month	Adjusted Scheduled Activity (UDA)	
	2017	2018
April	1,272	283
May	3,455	2,183
June	5,531	3,800
July	7,878	6,483
August	10,496	8,788
September	12,537	10,793
October	15,311	13,118
November	18,467	15,792
December	20,571	18,012
January	22,407	
February	24,451	
March	26,686	
April	27,657	
May	27,661	
June	27,662	

### QUALITY

	Quantity	Base Number	Contract	LHB	Wales
% of FP17s for the same patient ID Re-attending within 3 months - Children	73	1,865	3.9%	9.6%	11.0%
% of FP17s for the same patient ID Re-attending within 3 months - Adults	580	6,838	8.5%	14.4%	16.1%
% of FP17s for the same patient ID Re-attending between 3 & 9 months - Children	750	1,865	40.2%	54.4%	58.9%
% of FP17s for the same patient ID Re-attending between 3 & 9 months - Adults	3,145	6,838	46.0%	51.5%	55.2%
% of FP17s for Band 1 Urgent Courses	532	8,328	6.4%	9.2%	9.0%
% of FP17s Relating to Free Repair or Replacements	18	8,328	0.2%	0.8%	0.7%
% of FP17s Relating to Continuations	101	8,328	1.2%	0.7%	0.8%
% of Patients satisfied with the dentistry they have received	50	54	92.6%	93.3%	91.9%
% of Patients satisfied with the time they had to wait for an appointment	47	54	87.0%	89.3%	87.9%

\* This is based on patients treated on this contract for their most recent course of treatment. Figures in italics indicate the base number of FP17s or Patient Questionnaire responses are less than 100. N/A is shown where the base number of responses is less than 10 during the period. % is calculated as Quantity/Base number\*100

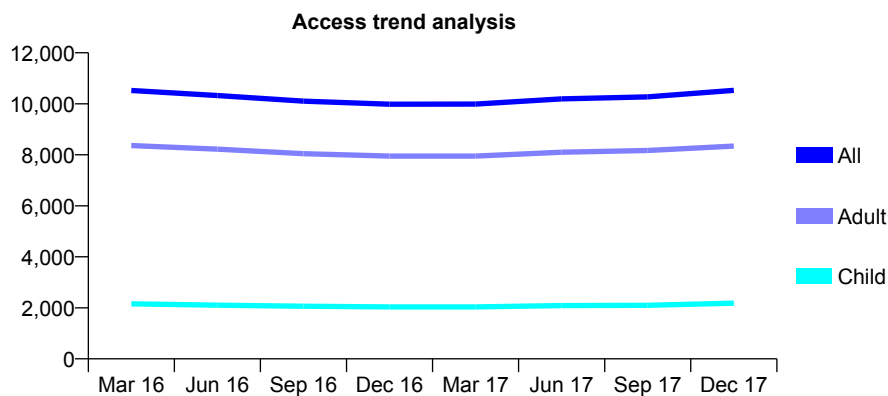
## 7A3 - Vital Signs At a Glance Contract Report for 202797/0001 - December 2017

Name or company name	MR B DAVID
Contract type name	GDS Contract
Purpose of contract	General
Contract start date	01/04/2006
Contract end date	

17/18 Contracted general activity (UDA)	33,962
Carry forward general activity (UDA)	0
17/18 Contracted orthodontic activity (UOA)	0
Carry forward orthodontic activity (UOA)	0
Baseline contract value	£886,880.70

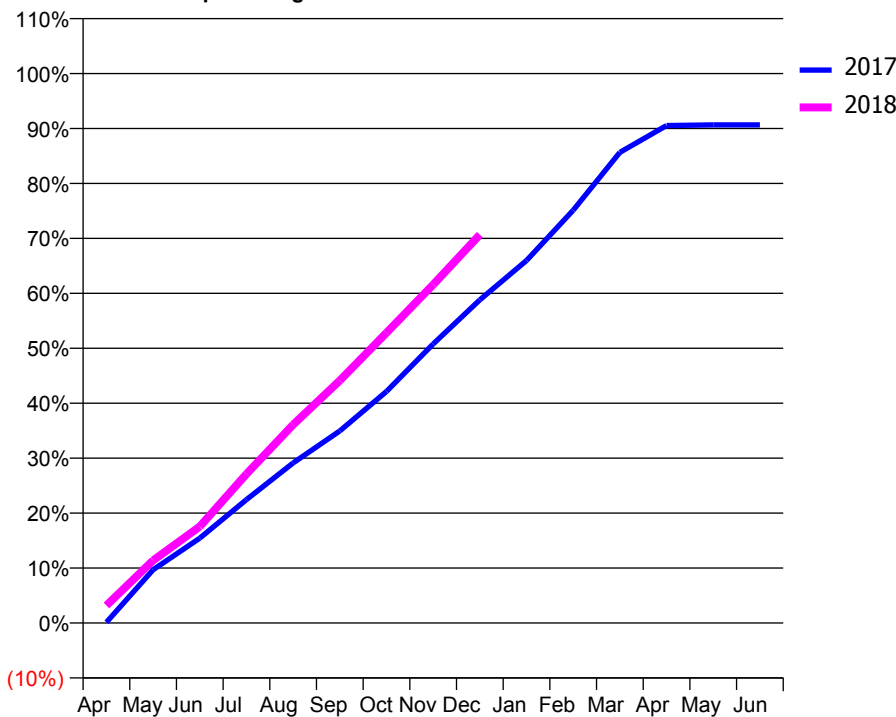
### ACCESS\*

Patients seen in 24 months	Total	Change since previous quarter
Quarter ending December 2016	9,983	
Quarter ending March 2017	9,988	→
Quarter ending June 2017	10,192	↑
Quarter ending September 2017	10,271	→
Quarter ending December 2017	10,529	↑
<b>Variance since December 2016</b>	<b>5.5%</b>	<b>↑</b>



### ACTIVITY

Cumulative percentage of contracted UDA delivered 2017 & 2018



Month	Adjusted Scheduled Activity (UDA)	
	2017	2018
April	48	1,083
May	3,290	3,867
June	5,247	5,966
July	7,628	9,213
August	9,897	12,256
September	11,871	14,989
October	14,314	17,941
November	17,243	20,910
December	19,974	24,007
January	22,403	
February	25,508	
March	29,089	
April	30,748	
May	30,785	
June	30,790	

### QUALITY

	Quantity	Base Number	Contract	LHB	Wales
% of FP17s for the same patient ID Re-attending within 3 months - Children	192	2,390	8.0%	9.6%	11.0%
% of FP17s for the same patient ID Re-attending within 3 months - Adults	1,903	9,891	19.2%	14.4%	16.1%
% of FP17s for the same patient ID Re-attending between 3 & 9 months - Children	1,288	2,390	53.9%	54.4%	58.9%
% of FP17s for the same patient ID Re-attending between 3 & 9 months - Adults	5,213	9,891	52.7%	51.5%	55.2%
% of FP17s for Band 1 Urgent Courses	1,511	11,582	13.0%	9.2%	9.0%
% of FP17s Relating to Free Repair or Replacements	131	11,582	1.1%	0.8%	0.7%
% of FP17s Relating to Continuations	231	11,582	2.0%	0.7%	0.8%
% of Patients satisfied with the dentistry they have received	41	42	97.6%	93.3%	91.9%
% of Patients satisfied with the time they had to wait for an appointment	40	42	95.2%	89.3%	87.9%

\* This is based on patients treated on this contract for their most recent course of treatment. Figures in italics indicate the base number of FP17s or Patient Questionnaire responses are less than 100. N/A is shown where the base number of responses is less than 10 during the period. % is calculated as Quantity/Base number\*100

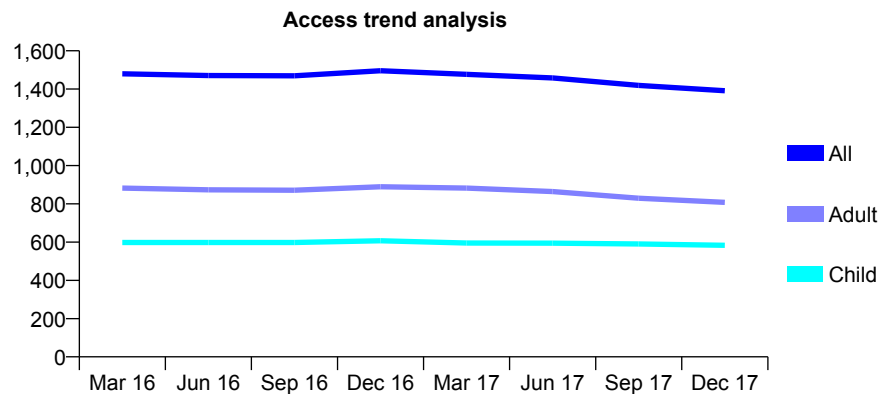
## 7A3 - Vital Signs At a Glance Contract Report for 222739/0001 - December 2017

Name or company name	MR G PEARSON
Contract type name	GDS Contract
Purpose of contract	General
Contract start date	01/04/2006
Contract end date	

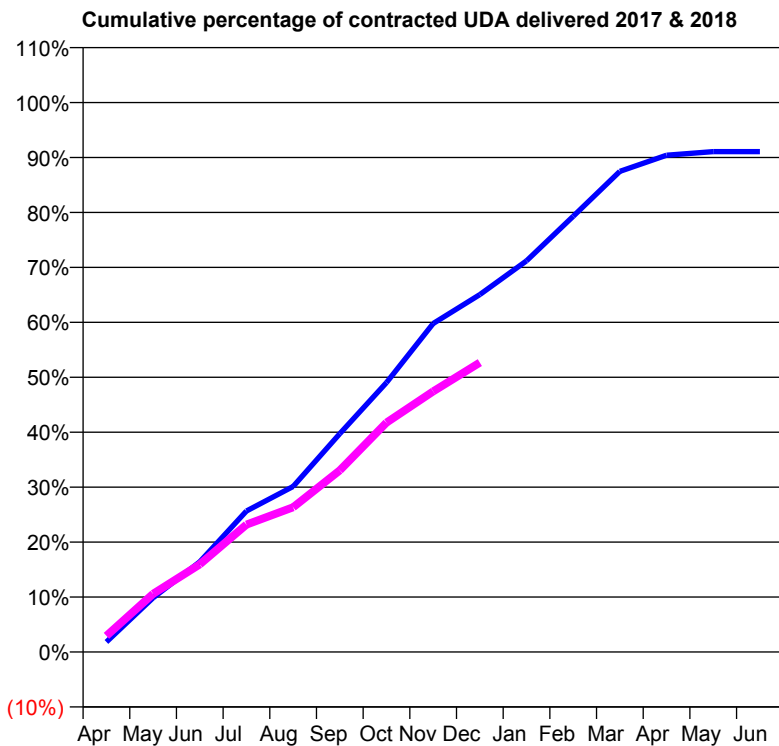
17/18 Contracted general activity (UDA)	3,984
Carry forward general activity (UDA)	0
17/18 Contracted orthodontic activity (UOA)	0
Carry forward orthodontic activity (UOA)	0
Baseline contract value	£97,935.96

### ACCESS\*

Patients seen in 24 months	Total	Change since previous quarter
Quarter ending December 2016	1,496	
Quarter ending March 2017	1,477	↓
Quarter ending June 2017	1,458	↓
Quarter ending September 2017	1,419	↓
Quarter ending December 2017	1,391	↓
<b>Variance since December 2016</b>	<b>(7.0%)</b>	<b>↓</b>



### ACTIVITY



Month	Adjusted Scheduled Activity (UDA)	
	2017	2018
April	73	117
May	393	422
June	654	636
July	1,022	924
August	1,201	1,050
September	1,583	1,318
October	1,954	1,663
November	2,381	1,890
December	2,591	2,098
January	2,836	
February	3,159	
March	3,485	
April	3,602	
May	3,628	
June	3,628	

### QUALITY

	Quantity	Base Number	Contract	LHB	Wales
% of FP17s for the same patient ID Re-attending within 3 months - Children	22	584	3.8%	9.6%	11.0%
% of FP17s for the same patient ID Re-attending within 3 months - Adults	60	668	9.0%	14.4%	16.1%
% of FP17s for the same patient ID Re-attending between 3 & 9 months - Children	331	584	56.7%	54.4%	58.9%
% of FP17s for the same patient ID Re-attending between 3 & 9 months - Adults	344	668	51.5%	51.5%	55.2%
% of FP17s for Band 1 Urgent Courses	48	1,189	4.0%	9.2%	9.0%
% of FP17s Relating to Free Repair or Replacements	0	1,189	0.0%	0.8%	0.7%
% of FP17s Relating to Continuations	0	1,189	0.0%	0.7%	0.8%
% of Patients satisfied with the dentistry they have received	0	0	N/A	93.3%	91.9%
% of Patients satisfied with the time they had to wait for an appointment	0	0	N/A	89.3%	87.9%

\* This is based on patients treated on this contract for their most recent course of treatment. Figures in italics indicate the base number of FP17s or Patient Questionnaire responses are less than 100. N/A is shown where the base number of responses is less than 10 during the period. % is calculated as Quantity/Base number\*100

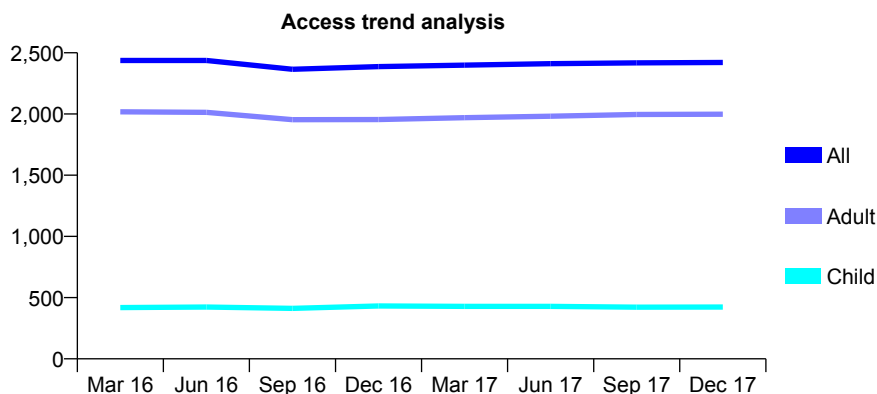
## 7A3 - Vital Signs At a Glance Contract Report for 224375/0001 - December 2017

Name or company name	MR PC BARRISCALÉ
Contract type name	GDS Contract
Purpose of contract	General
Contract start date	01/04/2006
Contract end date	

17/18 Contracted general activity (UDA)	8,174
Carry forward general activity (UDA)	46
17/18 Contracted orthodontic activity (UOA)	0
Carry forward orthodontic activity (UOA)	0
Baseline contract value	£190,515.13

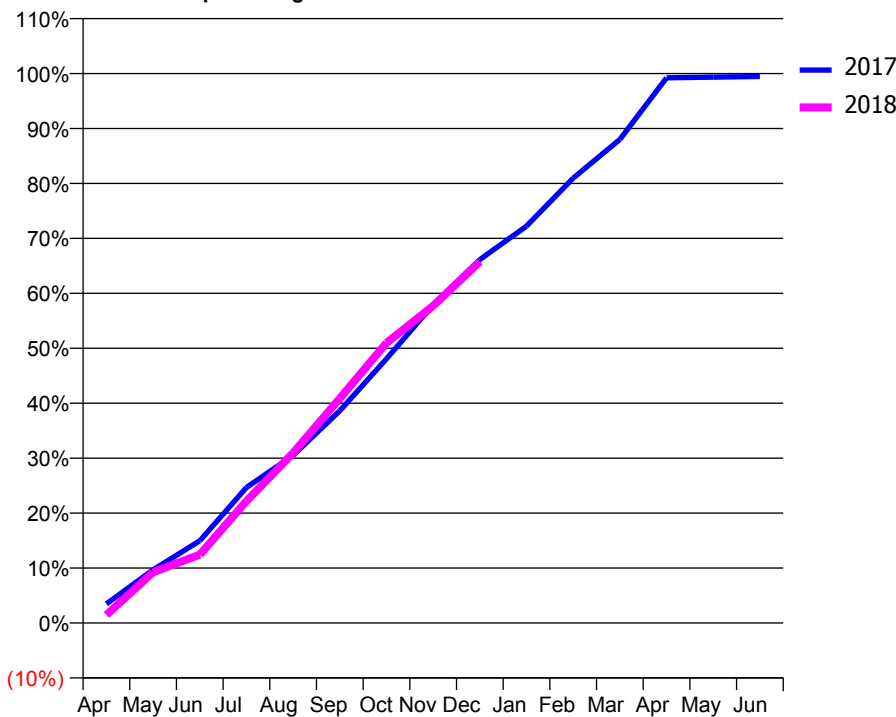
### ACCESS\*

Patients seen in 24 months	Total	Change since previous quarter
Quarter ending December 2016	2,387	
Quarter ending March 2017	2,399	→
Quarter ending June 2017	2,411	→
Quarter ending September 2017	2,418	→
Quarter ending December 2017	2,421	→
<b>Variance since December 2016</b>	<b>1.4%</b>	<b>→</b>



### ACTIVITY

Cumulative percentage of contracted UDA delivered 2017 & 2018



Month	Adjusted Scheduled Activity (UDA)	
	2017	2018
April	302	120
May	841	756
June	1,298	1,017
July	2,139	1,813
August	2,647	2,529
September	3,351	3,341
October	4,170	4,166
November	5,023	4,719
December	5,737	5,374
January	6,266	
February	7,022	
March	7,633	
April	8,607	
May	8,616	
June	8,628	

### QUALITY

	Quantity	Base Number	Contract	LHB	Wales
% of FP17s for the same patient ID Re-attending within 3 months - Children	32	515	6.2%	9.6%	11.0%
% of FP17s for the same patient ID Re-attending within 3 months - Adults	388	2,203	17.6%	14.4%	16.1%
% of FP17s for the same patient ID Re-attending between 3 & 9 months - Children	295	515	57.3%	54.4%	58.9%
% of FP17s for the same patient ID Re-attending between 3 & 9 months - Adults	846	2,203	38.4%	51.5%	55.2%
% of FP17s for Band 1 Urgent Courses	396	2,397	16.5%	9.2%	9.0%
% of FP17s Relating to Free Repair or Replacements	19	2,397	0.8%	0.8%	0.7%
% of FP17s Relating to Continuations	25	2,397	1.0%	0.7%	0.8%
% of Patients satisfied with the dentistry they have received	10	10	100.0%	93.3%	91.9%
% of Patients satisfied with the time they had to wait for an appointment	10	10	100.0%	89.3%	87.9%

\* This is based on patients treated on this contract for their most recent course of treatment. Figures in italics indicate the base number of FP17s or Patient Questionnaire responses are less than 100. N/A is shown where the base number of responses is less than 10 during the period. % is calculated as Quantity/Base number\*100

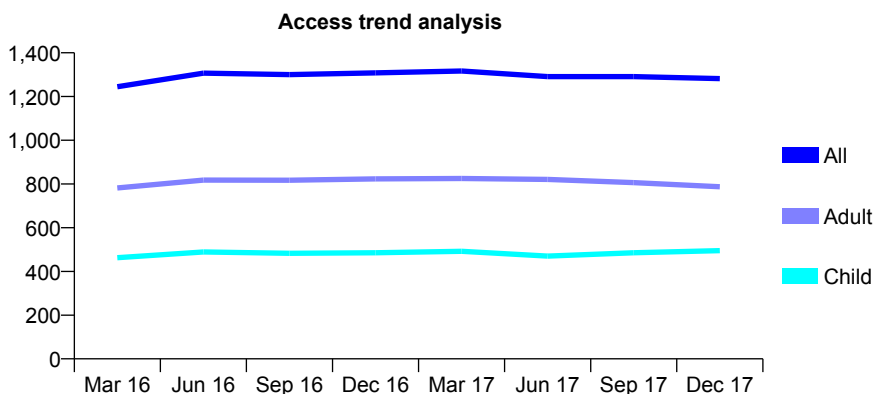
## 7A3 - Vital Signs At a Glance Contract Report for 233811/0001 - December 2017

Name or company name	MISS AE WALKER
Contract type name	GDS Contract
Purpose of contract	General
Contract start date	01/10/2006
Contract end date	

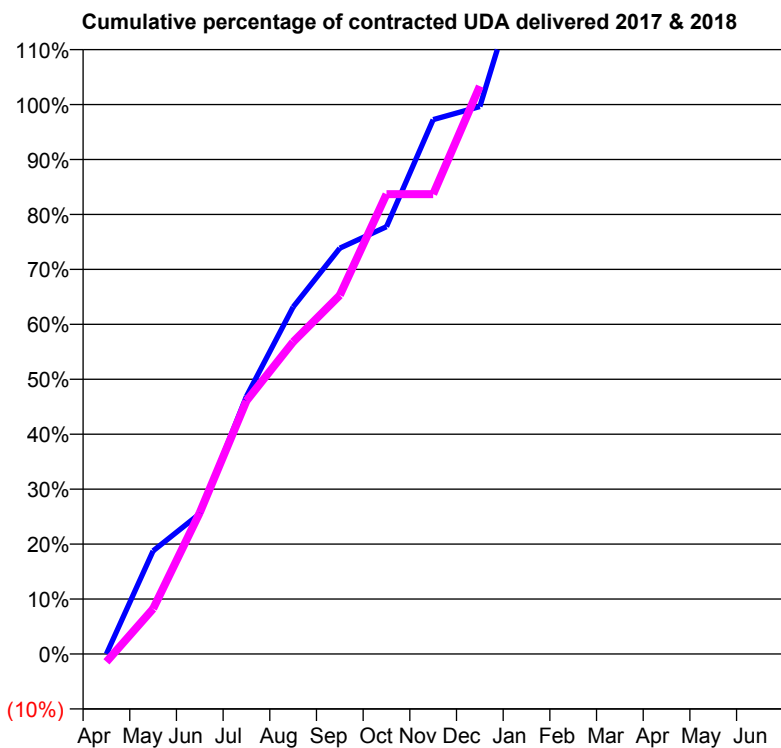
17/18 Contracted general activity (UDA)	2,138
Carry forward general activity (UDA)	34
17/18 Contracted orthodontic activity (UOA)	0
Carry forward orthodontic activity (UOA)	0
Baseline contract value	£53,975.73

### ACCESS\*

Patients seen in 24 months	Total	Change since previous quarter
Quarter ending December 2016	1,308	
Quarter ending March 2017	1,317	→
Quarter ending June 2017	1,291	↓
Quarter ending September 2017	1,291	→
Quarter ending December 2017	1,282	→
<b>Variance since December 2016</b>	<b>(2.0%)</b>	<b>↓</b>



### ACTIVITY



Month	Adjusted Scheduled Activity (UDA)	
	2017	2018
April	0	-31
May	401	176
June	546	550
July	1,002	985
August	1,350	1,214
September	1,579	1,396
October	1,663	1,789
November	2,079	1,789
December	2,130	2,209
January	2,722	
February	2,920	
March	3,405	
April	3,838	
May	3,841	
June	3,864	

### QUALITY

	Quantity	Base Number	Contract	LHB	Wales
% of FP17s for the same patient ID Re-attending within 3 months - Children	29	504	5.8%	9.6%	11.0%
% of FP17s for the same patient ID Re-attending within 3 months - Adults	112	728	15.4%	14.4%	16.1%
% of FP17s for the same patient ID Re-attending between 3 & 9 months - Children	232	504	46.0%	54.4%	58.9%
% of FP17s for the same patient ID Re-attending between 3 & 9 months - Adults	377	728	51.8%	51.5%	55.2%
% of FP17s for Band 1 Urgent Courses	72	1,061	6.8%	9.2%	9.0%
% of FP17s Relating to Free Repair or Replacements	1	1,061	0.1%	0.8%	0.7%
% of FP17s Relating to Continuations	0	1,061	0.0%	0.7%	0.8%
% of Patients satisfied with the dentistry they have received	3	3	N/A	93.3%	91.9%
% of Patients satisfied with the time they had to wait for an appointment	3	3	N/A	89.3%	87.9%

\* This is based on patients treated on this contract for their most recent course of treatment. Figures in italics indicate the base number of FP17s or Patient Questionnaire responses are less than 100. N/A is shown where the base number of responses is less than 10 during the period. % is calculated as Quantity/Base number\*100

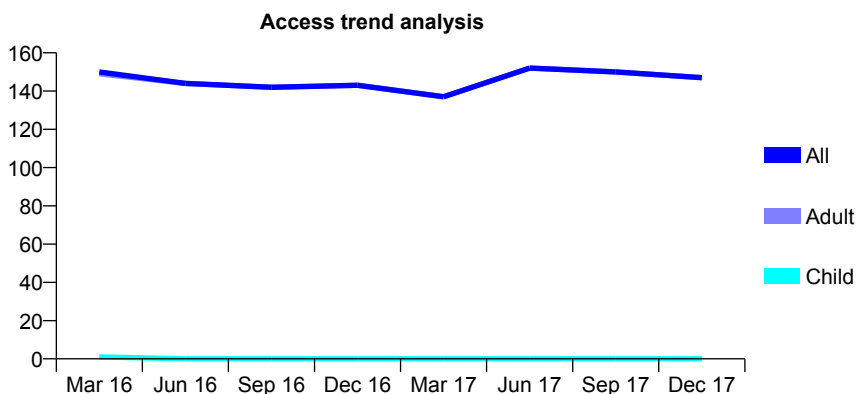
## 7A3 - Vital Signs At a Glance Contract Report for 233811/0003 - December 2017

Name or company name	MISS AE WALKER
Contract type name	GDS Contract
Purpose of contract	General
Contract start date	01/04/2009
Contract end date	

17/18 Contracted general activity (UDA)	180
Carry forward general activity (UDA)	0
17/18 Contracted orthodontic activity (UOA)	0
Carry forward orthodontic activity (UOA)	0
Baseline contract value	£9,132.46

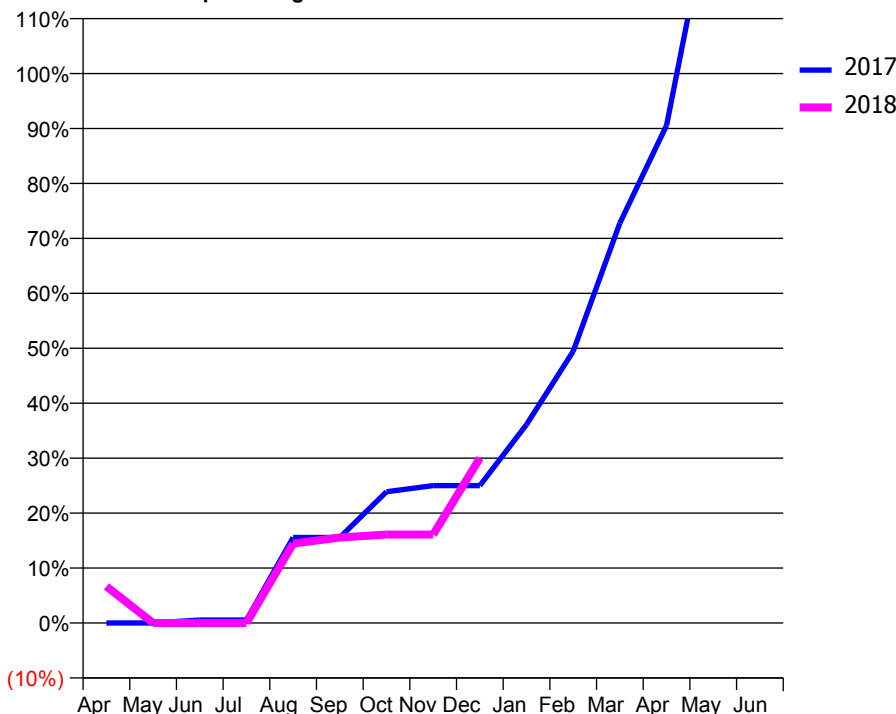
### ACCESS\*

Patients seen in 24 months	Total	Change since previous quarter
Quarter ending December 2016	143	
Quarter ending March 2017	137	↓
Quarter ending June 2017	152	↑
Quarter ending September 2017	150	↓
Quarter ending December 2017	147	↓
<b>Variance since December 2016</b>	<b>2.8%</b>	<b>↑</b>



### ACTIVITY

Cumulative percentage of contracted UDA delivered 2017 & 2018



Month	Adjusted Scheduled Activity (UDA)	
	2017	2018
April	0	12
May	0	0
June	1	0
July	1	0
August	28	26
September	28	28
October	43	29
November	45	29
December	45	54
January	65	
February	89	
March	131	
April	163	
May	240	
June	240	

### QUALITY

	Quantity	Base Number	Contract	LHB	Wales
% of FP17s for the same patient ID Re-attending within 3 months - Children	0	0	N/A	9.6%	11.0%
% of FP17s for the same patient ID Re-attending within 3 months - Adults	1	78	1.3%	14.4%	16.1%
% of FP17s for the same patient ID Re-attending between 3 & 9 months - Children	0	0	N/A	54.4%	58.9%
% of FP17s for the same patient ID Re-attending between 3 & 9 months - Adults	6	78	7.7%	51.5%	55.2%
% of FP17s for Band 1 Urgent Courses	0	11	0.0%	9.2%	9.0%
% of FP17s Relating to Free Repair or Replacements	0	11	0.0%	0.8%	0.7%
% of FP17s Relating to Continuations	0	11	0.0%	0.7%	0.8%
% of Patients satisfied with the dentistry they have received	0	0	N/A	93.3%	91.9%
% of Patients satisfied with the time they had to wait for an appointment	0	0	N/A	89.3%	87.9%

\* This is based on patients treated on this contract for their most recent course of treatment. Figures in italics indicate the base number of FP17s or Patient Questionnaire responses are less than 100. N/A is shown where the base number of responses is less than 10 during the period. % is calculated as Quantity/Base number\*100

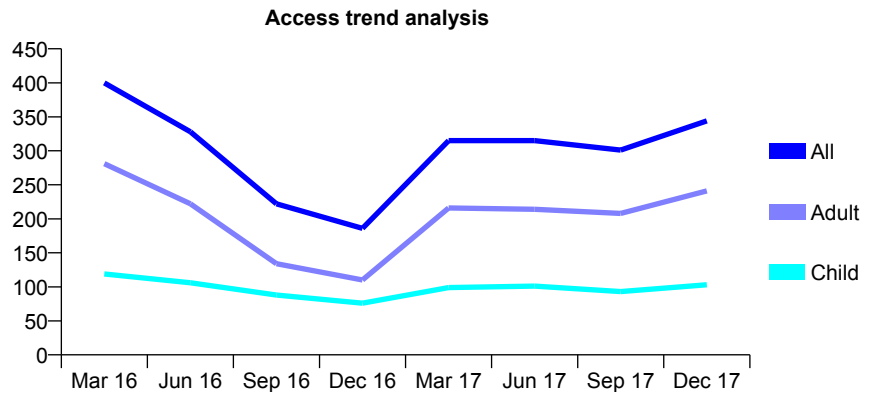
## 7A3 - Vital Signs At a Glance Contract Report for 238260/0006 - December 2017

Name or company name	MRS CA ROACH-PRICE
Contract type name	GDS Contract
Purpose of contract	General
Contract start date	01/11/2009
Contract end date	

17/18 Contracted general activity (UDA)	1,020
Carry forward general activity (UDA)	9
17/18 Contracted orthodontic activity (UOA)	0
Carry forward orthodontic activity (UOA)	0
Baseline contract value	£26,461.49

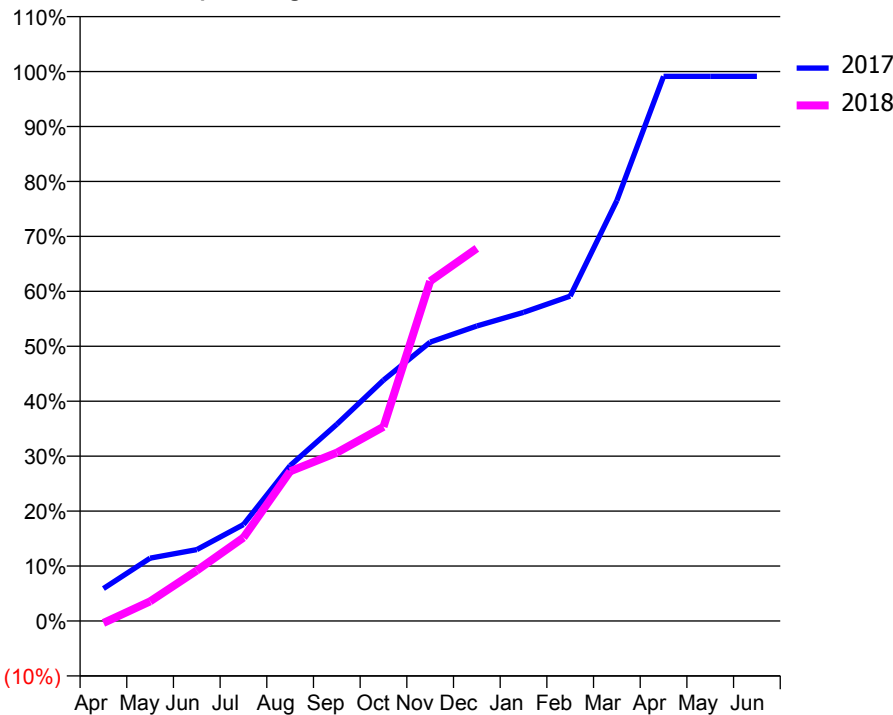
### ACCESS\*

Patients seen in 24 months	Total	Change since previous quarter
Quarter ending December 2016	186	
Quarter ending March 2017	315	↑
Quarter ending June 2017	315	→
Quarter ending September 2017	301	↓
Quarter ending December 2017	344	↑
<b>Variance since December 2016</b>	<b>84.9%</b>	<b>↑</b>



### ACTIVITY

Cumulative percentage of contracted UDA delivered 2017 & 2018



Month	Adjusted Scheduled Activity (UDA)	
	2017	2018
April	60	-4
May	117	37
June	133	94
July	179	155
August	289	278
September	365	312
October	447	360
November	518	631
December	548	692
January	573	
February	603	
March	781	
April	1,011	
May	1,011	
June	1,011	

### QUALITY

	Quantity	Base Number	Contract	LHB	Wales
% of FP17s for the same patient ID Re-attending within 3 months - Children	7	146	4.8%	9.6%	11.0%
% of FP17s for the same patient ID Re-attending within 3 months - Adults	12	308	3.9%	14.4%	16.1%
% of FP17s for the same patient ID Re-attending between 3 & 9 months - Children	54	146	37.0%	54.4%	58.9%
% of FP17s for the same patient ID Re-attending between 3 & 9 months - Adults	65	308	21.1%	51.5%	55.2%
% of FP17s for Band 1 Urgent Courses	39	365	10.7%	9.2%	9.0%
% of FP17s Relating to Free Repair or Replacements	0	365	0.0%	0.8%	0.7%
% of FP17s Relating to Continuations	0	365	0.0%	0.7%	0.8%
% of Patients satisfied with the dentistry they have received	2	2	N/A	93.3%	91.9%
% of Patients satisfied with the time they had to wait for an appointment	2	2	N/A	89.3%	87.9%

\* This is based on patients treated on this contract for their most recent course of treatment. Figures in italics indicate the base number of FP17s or Patient Questionnaire responses are less than 100. N/A is shown where the base number of responses is less than 10 during the period. % is calculated as Quantity/Base number\*100



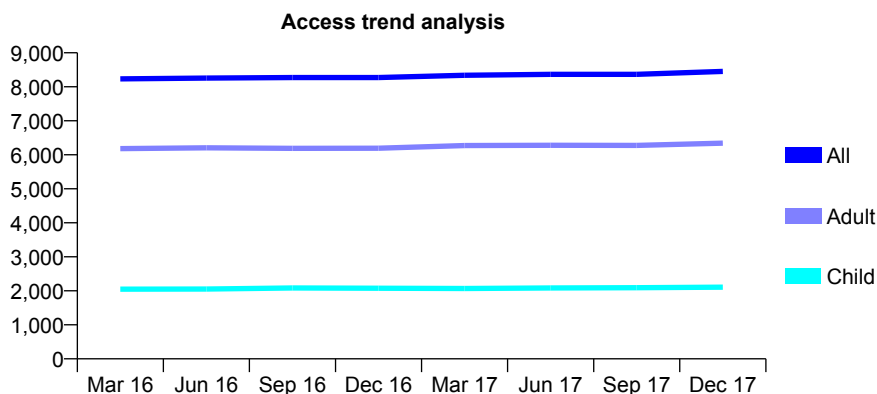
## 7A3 - Vital Signs At a Glance Contract Report for 244236/0001 - December 2017

Name or company name	MRS AJ HUMPHREYS
Contract type name	GDS Contract
Purpose of contract	General
Contract start date	01/04/2006
Contract end date	

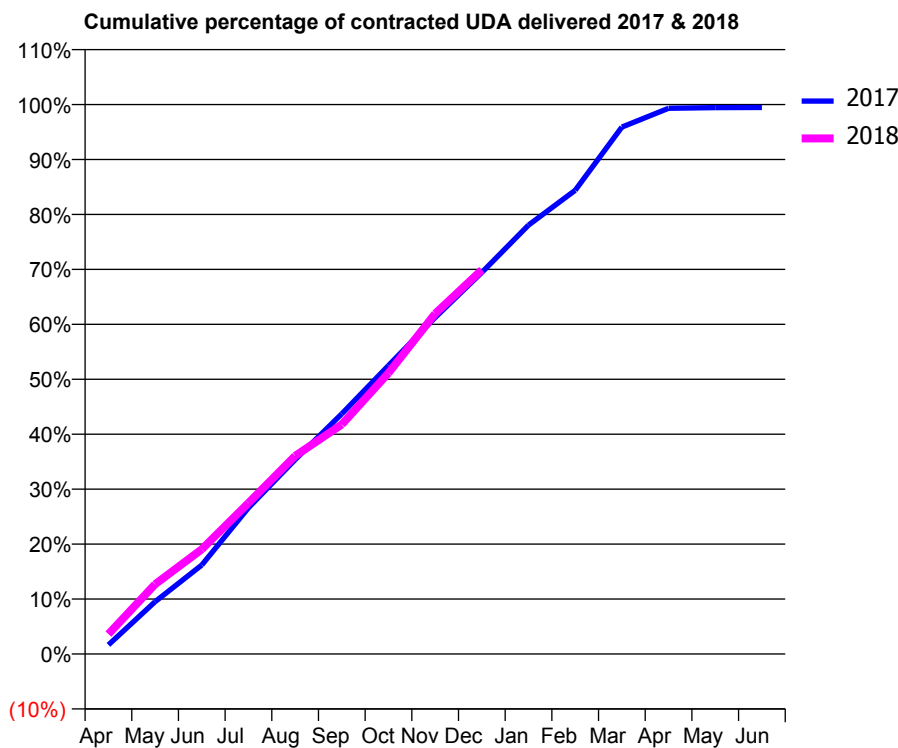
17/18 Contracted general activity (UDA)	24,173
Carry forward general activity (UDA)	133
17/18 Contracted orthodontic activity (UOA)	0
Carry forward orthodontic activity (UOA)	0
Baseline contract value	£656,555.90

### ACCESS\*

Patients seen in 24 months	Total	Change since previous quarter
Quarter ending December 2016	8,271	
Quarter ending March 2017	8,340	→
Quarter ending June 2017	8,366	→
Quarter ending September 2017	8,367	→
Quarter ending December 2017	8,451	→
<b>Variance since December 2016</b>	<b>2.2%</b>	<b>↑</b>



### ACTIVITY



Month	Adjusted Scheduled Activity (UDA)	
	2017	2018
April	400	879
May	2,301	3,071
June	3,914	4,605
July	6,430	6,646
August	8,548	8,712
September	10,568	10,099
October	12,689	12,361
November	14,802	14,976
December	16,786	16,897
January	18,868	
February	20,399	
March	23,182	
April	24,005	
May	24,038	
June	24,040	

### QUALITY

	Quantity	Base Number	Contract	LHB	Wales
% of FP17s for the same patient ID Re-attending within 3 months - Children	156	2,348	6.6%	9.6%	11.0%
% of FP17s for the same patient ID Re-attending within 3 months - Adults	1,464	7,935	18.4%	14.4%	16.1%
% of FP17s for the same patient ID Re-attending between 3 & 9 months - Children	1,355	2,348	57.7%	54.4%	58.9%
% of FP17s for the same patient ID Re-attending between 3 & 9 months - Adults	4,706	7,935	59.3%	51.5%	55.2%
% of FP17s for Band 1 Urgent Courses	897	9,848	9.1%	9.2%	9.0%
% of FP17s Relating to Free Repair or Replacements	143	9,848	1.5%	0.8%	0.7%
% of FP17s Relating to Continuations	40	9,848	0.4%	0.7%	0.8%
% of Patients satisfied with the dentistry they have received	28	28	100.0%	93.3%	91.9%
% of Patients satisfied with the time they had to wait for an appointment	23	28	82.1%	89.3%	87.9%

\* This is based on patients treated on this contract for their most recent course of treatment. Figures in italics indicate the base number of FP17s or Patient Questionnaire responses are less than 100. N/A is shown where the base number of responses is less than 10 during the period. % is calculated as Quantity/Base number\*100

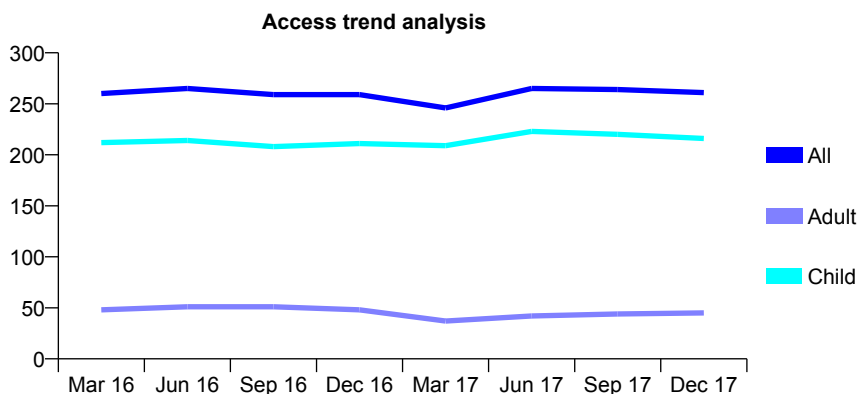
## 7A3 - Vital Signs At a Glance Contract Report for 250589/0001 - December 2017

Name or company name	MR C DAVIES
Contract type name	GDS Contract
Purpose of contract	General
Contract start date	01/04/2006
Contract end date	

17/18 Contracted general activity (UDA)	600
Carry forward general activity (UDA)	0
17/18 Contracted orthodontic activity (UOA)	0
Carry forward orthodontic activity (UOA)	0
Baseline contract value	£13,356.00

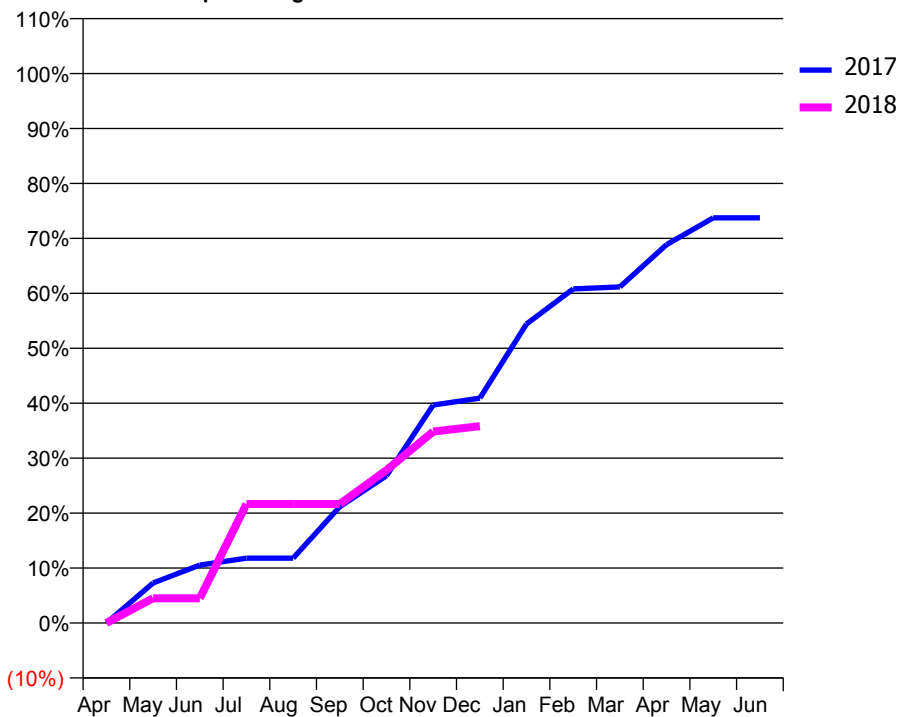
### ACCESS\*

Patients seen in 24 months	Total	Change since previous quarter
Quarter ending December 2016	259	
Quarter ending March 2017	246	↓
Quarter ending June 2017	265	↑
Quarter ending September 2017	264	→
Quarter ending December 2017	261	↓
<b>Variance since December 2016</b>	<b>0.8%</b>	<b>→</b>



### ACTIVITY

Cumulative percentage of contracted UDA delivered 2017 & 2018



Month	Adjusted Scheduled Activity (UDA)	
	2017	2018
April	0	0
May	58	27
June	84	27
July	94	130
August	94	130
September	169	130
October	214	167
November	317	209
December	327	215
January	435	
February	486	
March	489	
April	551	
May	590	
June	590	

### QUALITY

	Quantity	Base Number	Contract	LHB	Wales
% of FP17s for the same patient ID Re-attending within 3 months - Children	8	212	3.8%	9.6%	11.0%
% of FP17s for the same patient ID Re-attending within 3 months - Adults	0	7	0.0%	14.4%	16.1%
% of FP17s for the same patient ID Re-attending between 3 & 9 months - Children	104	212	49.1%	54.4%	58.9%
% of FP17s for the same patient ID Re-attending between 3 & 9 months - Adults	5	7	71.4%	51.5%	55.2%
% of FP17s for Band 1 Urgent Courses	0	163	0.0%	9.2%	9.0%
% of FP17s Relating to Free Repair or Replacements	0	163	0.0%	0.8%	0.7%
% of FP17s Relating to Continuations	0	163	0.0%	0.7%	0.8%
% of Patients satisfied with the dentistry they have received	0	0	N/A	93.3%	91.9%
% of Patients satisfied with the time they had to wait for an appointment	0	0	N/A	89.3%	87.9%

\* This is based on patients treated on this contract for their most recent course of treatment. Figures in italics indicate the base number of FP17s or Patient Questionnaire responses are less than 100. N/A is shown where the base number of responses is less than 10 during the period. % is calculated as Quantity/Base number\*100

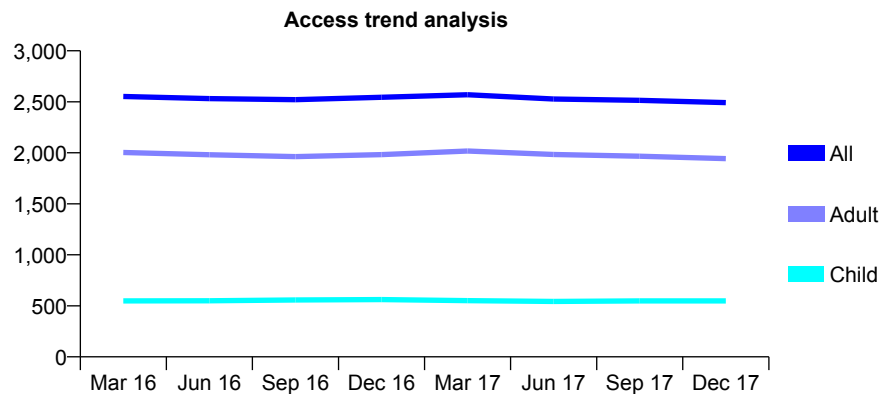
## 7A3 - Vital Signs At a Glance Contract Report for 306614/0001 - December 2017

Name or company name	Kenneth Chow
Contract type name	GDS Contract
Purpose of contract	General
Contract start date	01/04/2006
Contract end date	

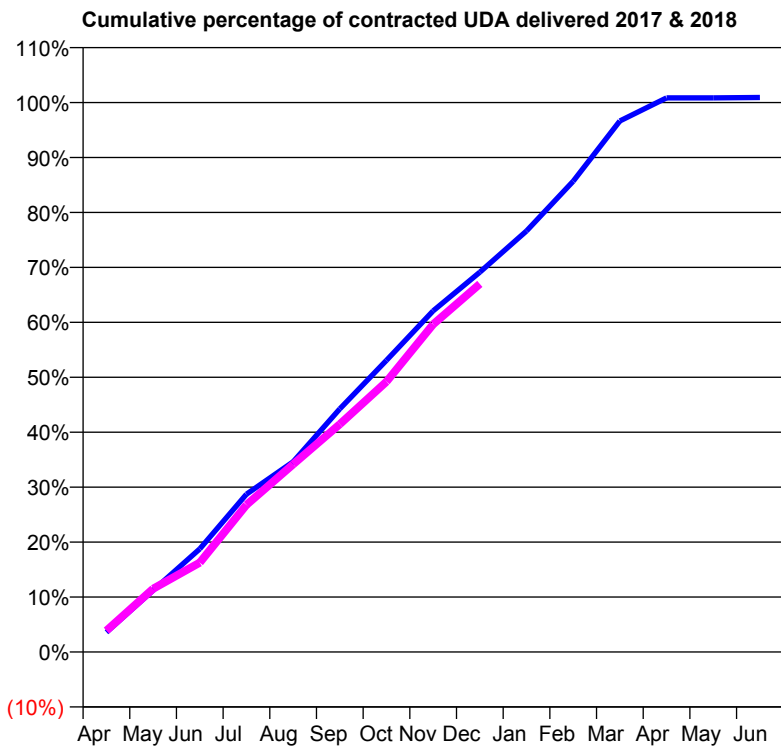
17/18 Contracted general activity (UDA)	8,000
Carry forward general activity (UDA)	0
17/18 Contracted orthodontic activity (UOA)	0
Carry forward orthodontic activity (UOA)	0
Baseline contract value	£186,275.86

### ACCESS\*

Patients seen in 24 months	Total	Change since previous quarter
Quarter ending December 2016	2,545	
Quarter ending March 2017	2,569	→
Quarter ending June 2017	2,527	↓
Quarter ending September 2017	2,515	→
Quarter ending December 2017	2,492	→
<b>Variance since December 2016</b>	<b>(2.1%)</b>	<b>↓</b>



### ACTIVITY



Month	Adjusted Scheduled Activity (UDA)	
	2017	2018
April	289	311
May	898	921
June	1,501	1,302
July	2,297	2,143
August	2,769	2,732
September	3,540	3,317
October	4,248	3,937
November	4,967	4,770
December	5,529	5,360
January	6,130	
February	6,853	
March	7,732	
April	8,067	
May	8,067	
June	8,073	

### QUALITY

	Quantity	Base Number	Contract	LHB	Wales
% of FP17s for the same patient ID Re-attending within 3 months - Children	30	581	5.2%	9.6%	11.0%
% of FP17s for the same patient ID Re-attending within 3 months - Adults	379	2,103	18.0%	14.4%	16.1%
% of FP17s for the same patient ID Re-attending between 3 & 9 months - Children	353	581	60.8%	54.4%	58.9%
% of FP17s for the same patient ID Re-attending between 3 & 9 months - Adults	1,188	2,103	56.5%	51.5%	55.2%
% of FP17s for Band 1 Urgent Courses	164	2,557	6.4%	9.2%	9.0%
% of FP17s Relating to Free Repair or Replacements	22	2,557	0.9%	0.8%	0.7%
% of FP17s Relating to Continuations	13	2,557	0.5%	0.7%	0.8%
% of Patients satisfied with the dentistry they have received	11	11	100.0%	93.3%	91.9%
% of Patients satisfied with the time they had to wait for an appointment	11	11	100.0%	89.3%	87.9%

\* This is based on patients treated on this contract for their most recent course of treatment. Figures in italics indicate the base number of FP17s or Patient Questionnaire responses are less than 100. N/A is shown where the base number of responses is less than 10 during the period. % is calculated as Quantity/Base number\*100

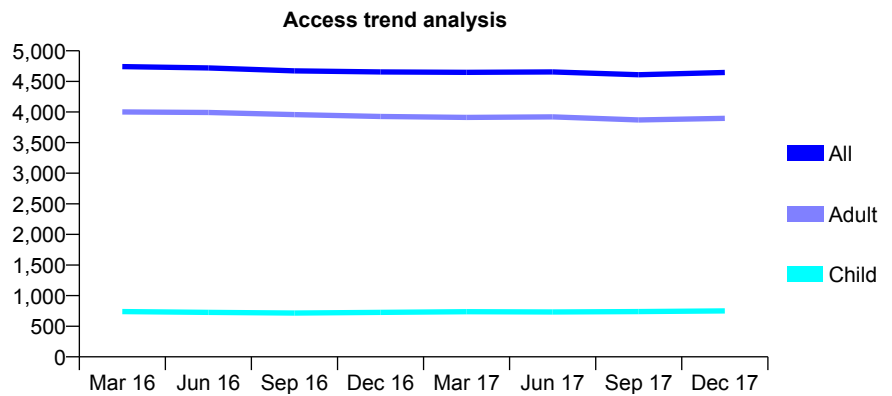
## 7A3 - Vital Signs At a Glance Contract Report for 320226/0001 - December 2017

Name or company name	Gupta Dental Surgeons
Contract type name	GDS Contract
Purpose of contract	General
Contract start date	01/04/2006
Contract end date	

17/18 Contracted general activity (UDA)	12,523
Carry forward general activity (UDA)	177
17/18 Contracted orthodontic activity (UOA)	0
Carry forward orthodontic activity (UOA)	0
Baseline contract value	£282,903.78

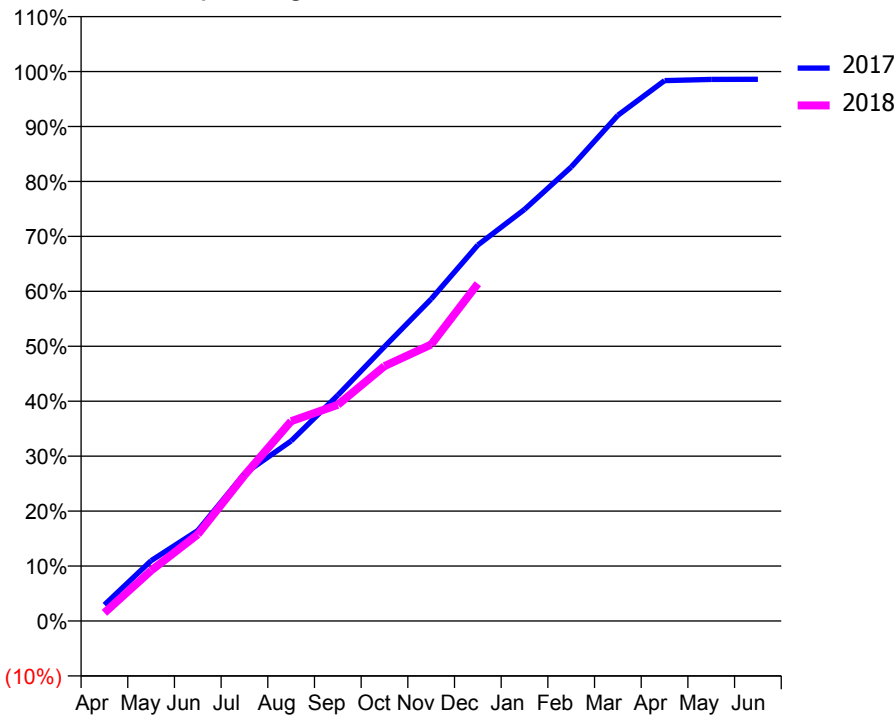
### ACCESS\*

Patients seen in 24 months	Total	Change since previous quarter
Quarter ending December 2016	4,654	
Quarter ending March 2017	4,649	→
Quarter ending June 2017	4,654	→
Quarter ending September 2017	4,610	→
Quarter ending December 2017	4,647	→
<b>Variance since December 2016</b>	<b>(0.2%)</b>	→



### ACTIVITY

Cumulative percentage of contracted UDA delivered 2017 & 2018



Month	Adjusted Scheduled Activity (UDA)	
	2017	2018
April	370	186
May	1,375	1,151
June	2,061	1,973
July	3,360	3,321
August	4,106	4,554
September	5,147	4,926
October	6,252	5,810
November	7,337	6,302
December	8,568	7,687
January	9,379	
February	10,347	
March	11,525	
April	12,315	
May	12,342	
June	12,346	

### QUALITY

	Quantity	Base Number	Contract	LHB	Wales
% of FP17s for the same patient ID Re-attending within 3 months - Children	53	794	6.7%	9.6%	11.0%
% of FP17s for the same patient ID Re-attending within 3 months - Adults	560	4,430	12.6%	14.4%	16.1%
% of FP17s for the same patient ID Re-attending between 3 & 9 months - Children	481	794	60.6%	54.4%	58.9%
% of FP17s for the same patient ID Re-attending between 3 & 9 months - Adults	3,020	4,430	68.2%	51.5%	55.2%
% of FP17s for Band 1 Urgent Courses	418	4,785	8.7%	9.2%	9.0%
% of FP17s Relating to Free Repair or Replacements	40	4,785	0.8%	0.8%	0.7%
% of FP17s Relating to Continuations	30	4,785	0.6%	0.7%	0.8%
% of Patients satisfied with the dentistry they have received	18	19	94.7%	93.3%	91.9%
% of Patients satisfied with the time they had to wait for an appointment	17	19	89.5%	89.3%	87.9%

\* This is based on patients treated on this contract for their most recent course of treatment. Figures in italics indicate the base number of FP17s or Patient Questionnaire responses are less than 100. N/A is shown where the base number of responses is less than 10 during the period. % is calculated as Quantity/Base number\*100

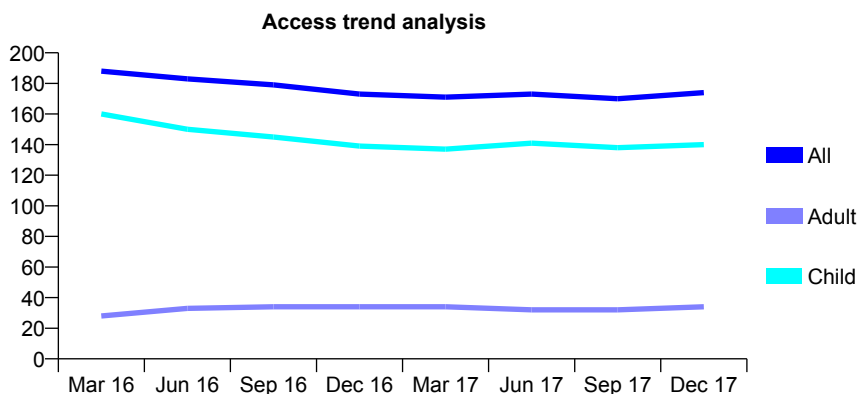
## 7A3 - Vital Signs At a Glance Contract Report for 329657/0001 - December 2017

Name or company name	MR GR DAVIES
Contract type name	GDS Contract
Purpose of contract	General
Contract start date	01/04/2006
Contract end date	

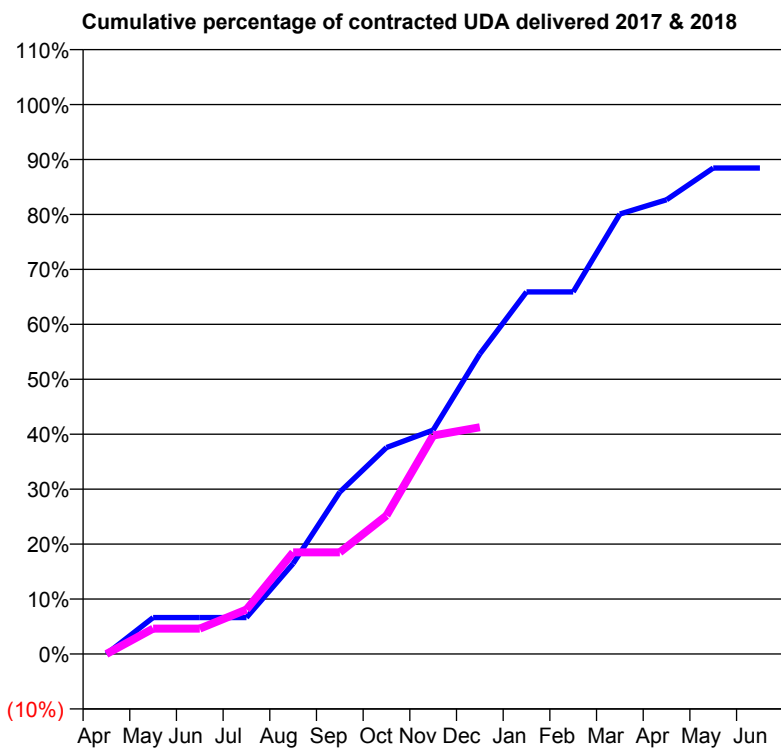
17/18 Contracted general activity (UDA)	346
Carry forward general activity (UDA)	0
17/18 Contracted orthodontic activity (UOA)	0
Carry forward orthodontic activity (UOA)	0
Baseline contract value	£9,643.21

### ACCESS\*

Patients seen in 24 months	Total	Change since previous quarter
Quarter ending December 2016	173	
Quarter ending March 2017	171	↓
Quarter ending June 2017	173	→
Quarter ending September 2017	170	↓
Quarter ending December 2017	174	↑
<b>Variance since December 2016</b>	0.6%	→



### ACTIVITY



Month	Adjusted Scheduled Activity (UDA)	
	2017	2018
April	0	0
May	23	16
June	23	16
July	23	28
August	57	64
September	102	64
October	130	87
November	141	138
December	189	143
January	228	
February	228	
March	277	
April	286	
May	306	
June	306	

### QUALITY

	Quantity	Base Number	Contract	LHB	Wales
% of FP17s for the same patient ID Re-attending within 3 months - Children	3	157	1.9%	9.6%	11.0%
% of FP17s for the same patient ID Re-attending within 3 months - Adults	0	12	0.0%	14.4%	16.1%
% of FP17s for the same patient ID Re-attending between 3 & 9 months - Children	107	157	68.2%	54.4%	58.9%
% of FP17s for the same patient ID Re-attending between 3 & 9 months - Adults	1	12	8.3%	51.5%	55.2%
% of FP17s for Band 1 Urgent Courses	4	148	2.7%	9.2%	9.0%
% of FP17s Relating to Free Repair or Replacements	0	148	0.0%	0.8%	0.7%
% of FP17s Relating to Continuations	0	148	0.0%	0.7%	0.8%
% of Patients satisfied with the dentistry they have received	0	0	N/A	93.3%	91.9%
% of Patients satisfied with the time they had to wait for an appointment	0	0	N/A	89.3%	87.9%

\* This is based on patients treated on this contract for their most recent course of treatment. Figures in italics indicate the base number of FP17s or Patient Questionnaire responses are less than 100. N/A is shown where the base number of responses is less than 10 during the period. % is calculated as Quantity/Base number\*100

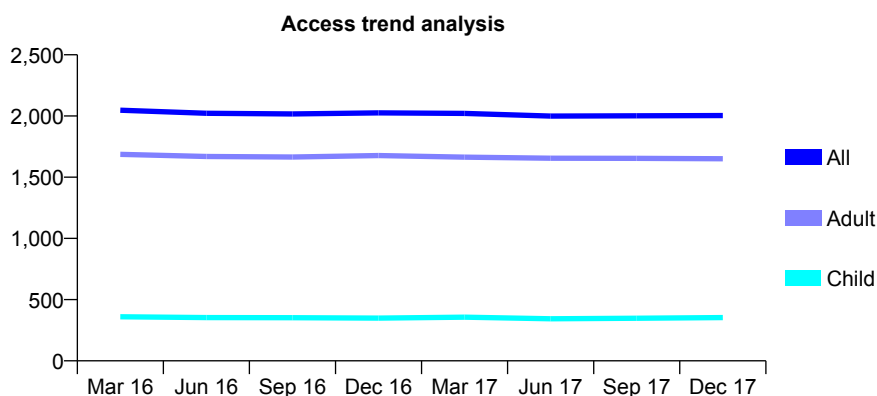
## 7A3 - Vital Signs At a Glance Contract Report for 331341/0001 - December 2017

Name or company name	MR AB LLEWELLYN
Contract type name	GDS Contract
Purpose of contract	General
Contract start date	01/04/2006
Contract end date	

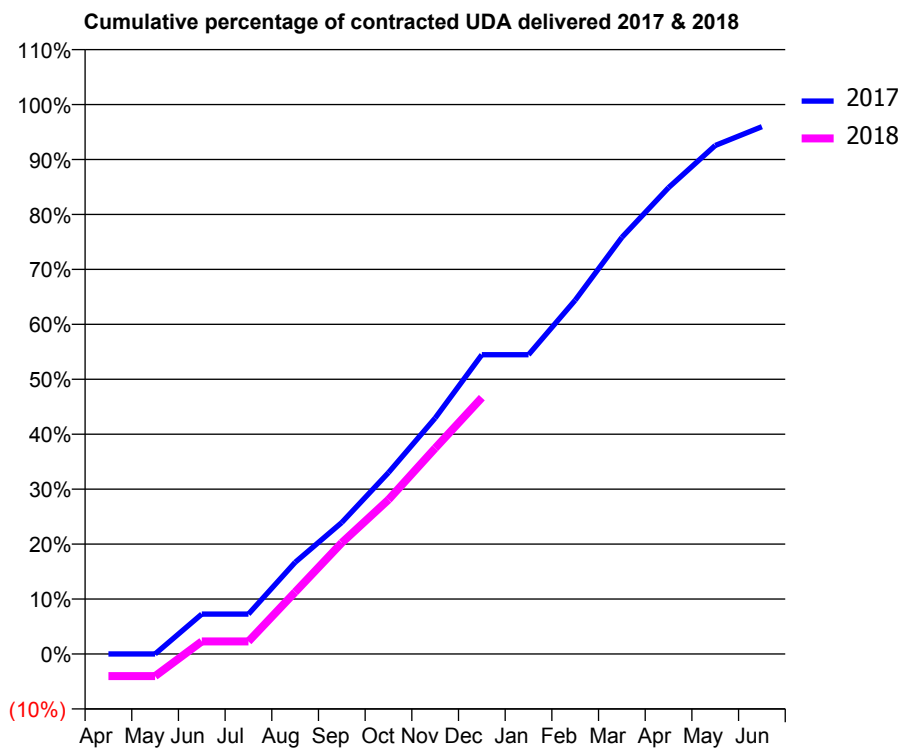
17/18 Contracted general activity (UDA)	7,188
Carry forward general activity (UDA)	290
17/18 Contracted orthodontic activity (UOA)	0
Carry forward orthodontic activity (UOA)	0
Baseline contract value	£163,195.03

### ACCESS\*

Patients seen in 24 months	Total	Change since previous quarter
Quarter ending December 2016	2,026	
Quarter ending March 2017	2,021	→
Quarter ending June 2017	1,999	↓
Quarter ending September 2017	2,002	→
Quarter ending December 2017	2,004	→
<b>Variance since December 2016</b>	<b>(1.1%)</b>	<b>↓</b>



### ACTIVITY



Month	Adjusted Scheduled Activity (UDA)	
	2017	2018
April	0	-290
May	0	-290
June	523	165
July	523	165
August	1,199	810
September	1,721	1,456
October	2,373	2,020
November	3,086	2,692
December	3,915	3,354
January	3,915	
February	4,628	
March	5,450	
April	6,101	
May	6,652	
June	6,898	

### QUALITY

	Quantity	Base Number	Contract	LHB	Wales
% of FP17s for the same patient ID Re-attending within 3 months - Children	15	457	3.3%	9.6%	11.0%
% of FP17s for the same patient ID Re-attending within 3 months - Adults	279	2,126	13.1%	14.4%	16.1%
% of FP17s for the same patient ID Re-attending between 3 & 9 months - Children	344	457	75.3%	54.4%	58.9%
% of FP17s for the same patient ID Re-attending between 3 & 9 months - Adults	1,354	2,126	63.7%	51.5%	55.2%
% of FP17s for Band 1 Urgent Courses	106	1,907	5.6%	9.2%	9.0%
% of FP17s Relating to Free Repair or Replacements	39	1,907	2.0%	0.8%	0.7%
% of FP17s Relating to Continuations	27	1,907	1.4%	0.7%	0.8%
% of Patients satisfied with the dentistry they have received	7	7	N/A	93.3%	91.9%
% of Patients satisfied with the time they had to wait for an appointment	7	7	N/A	89.3%	87.9%

\* This is based on patients treated on this contract for their most recent course of treatment. Figures in italics indicate the base number of FP17s or Patient Questionnaire responses are less than 100. N/A is shown where the base number of responses is less than 10 during the period. % is calculated as Quantity/Base number\*100

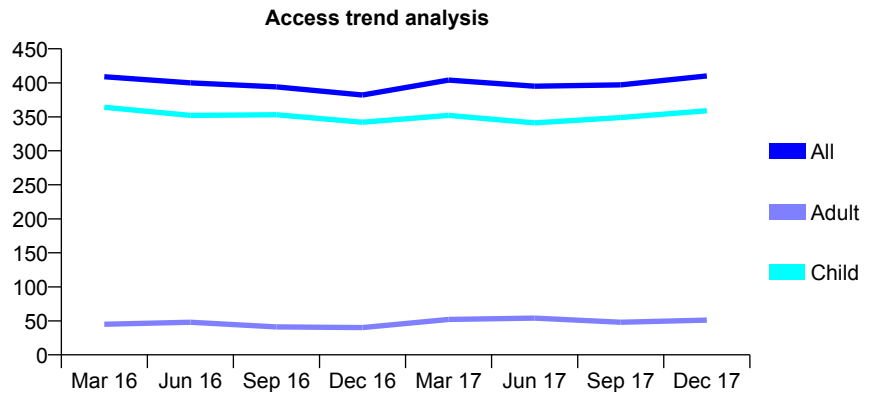
## 7A3 - Vital Signs At a Glance Contract Report for 567981/0001 - December 2017

Name or company name	MR PA RABAIOTTI
Contract type name	GDS Contract
Purpose of contract	General
Contract start date	01/04/2006
Contract end date	

17/18 Contracted general activity (UDA)	950
Carry forward general activity (UDA)	0
17/18 Contracted orthodontic activity (UOA)	0
Carry forward orthodontic activity (UOA)	0
Baseline contract value	£28,475.43

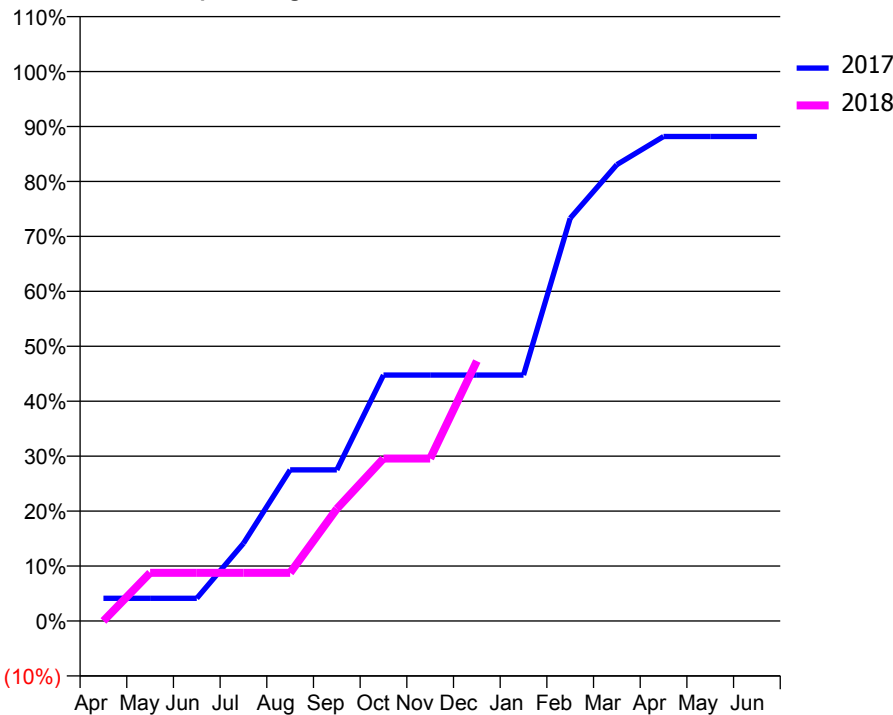
### ACCESS\*

Patients seen in 24 months	Total	Change since previous quarter
Quarter ending December 2016	382	
Quarter ending March 2017	404	↑
Quarter ending June 2017	395	↓
Quarter ending September 2017	397	→
Quarter ending December 2017	410	↑
<b>Variance since December 2016</b>	<b>7.3%</b>	<b>↑</b>



### ACTIVITY

Cumulative percentage of contracted UDA delivered 2017 & 2018



Month	Adjusted Scheduled Activity (UDA)	
	2017	2018
April	39	0
May	39	83
June	39	83
July	134	83
August	261	83
September	261	194
October	425	281
November	425	281
December	425	449
January	425	
February	696	
March	789	
April	838	
May	838	
June	838	

### QUALITY

	Quantity	Base Number	Contract	LHB	Wales
% of FP17s for the same patient ID Re-attending within 3 months - Children	36	430	8.4%	9.6%	11.0%
% of FP17s for the same patient ID Re-attending within 3 months - Adults	0	15	0.0%	14.4%	16.1%
% of FP17s for the same patient ID Re-attending between 3 & 9 months - Children	230	430	53.5%	54.4%	58.9%
% of FP17s for the same patient ID Re-attending between 3 & 9 months - Adults	8	15	53.3%	51.5%	55.2%
% of FP17s for Band 1 Urgent Courses	29	411	7.1%	9.2%	9.0%
% of FP17s Relating to Free Repair or Replacements	0	411	0.0%	0.8%	0.7%
% of FP17s Relating to Continuations	1	411	0.2%	0.7%	0.8%
% of Patients satisfied with the dentistry they have received	3	3	N/A	93.3%	91.9%
% of Patients satisfied with the time they had to wait for an appointment	3	3	N/A	89.3%	87.9%

\* This is based on patients treated on this contract for their most recent course of treatment. Figures in italics indicate the base number of FP17s or Patient Questionnaire responses are less than 100. N/A is shown where the base number of responses is less than 10 during the period. % is calculated as Quantity/Base number\*100

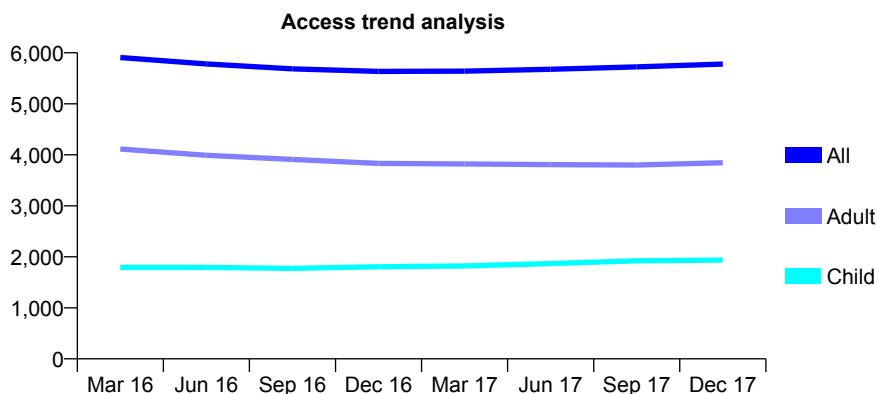
## 7A3 - Vital Signs At a Glance Contract Report for 570249/0001 - December 2017

Name or company name	MR JD ISAAC
Contract type name	GDS Contract
Purpose of contract	General
Contract start date	01/04/2006
Contract end date	

17/18 Contracted general activity (UDA)	18,024
Carry forward general activity (UDA)	0
17/18 Contracted orthodontic activity (UOA)	0
Carry forward orthodontic activity (UOA)	0
Baseline contract value	£456,072.19

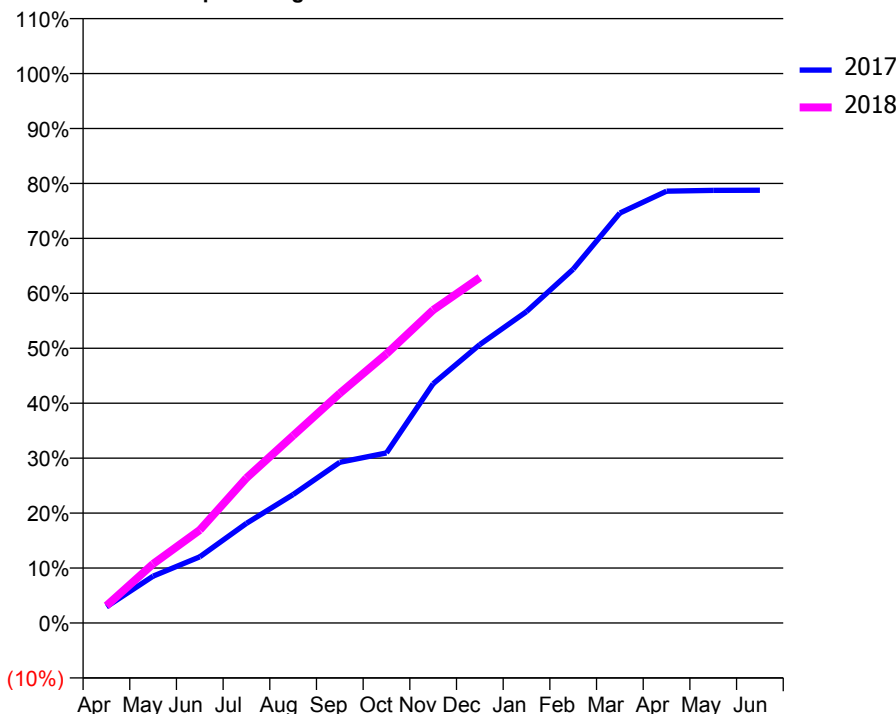
### ACCESS\*

Patients seen in 24 months	Total	Change since previous quarter
Quarter ending December 2016	5,636	
Quarter ending March 2017	5,641	→
Quarter ending June 2017	5,676	→
Quarter ending September 2017	5,724	→
Quarter ending December 2017	5,779	→
<b>Variance since December 2016</b>	<b>2.5%</b>	<b>↑</b>



### ACTIVITY

Cumulative percentage of contracted UDA delivered 2017 & 2018



Month	Adjusted Scheduled Activity (UDA)	
	2017	2018
April	533	565
May	1,538	1,942
June	2,171	3,050
July	3,270	4,757
August	4,216	6,148
September	5,273	7,536
October	5,579	8,828
November	7,850	10,270
December	9,133	11,330
January	10,213	
February	11,608	
March	13,446	
April	14,165	
May	14,191	
June	14,195	

### QUALITY

	Quantity	Base Number	Contract	LHB	Wales
% of FP17s for the same patient ID Re-attending within 3 months - Children	93	1,847	5.0%	9.6%	11.0%
% of FP17s for the same patient ID Re-attending within 3 months - Adults	441	3,593	12.3%	14.4%	16.1%
% of FP17s for the same patient ID Re-attending between 3 & 9 months - Children	714	1,847	38.7%	54.4%	58.9%
% of FP17s for the same patient ID Re-attending between 3 & 9 months - Adults	1,311	3,593	36.5%	51.5%	55.2%
% of FP17s for Band 1 Urgent Courses	371	5,144	7.2%	9.2%	9.0%
% of FP17s Relating to Free Repair or Replacements	43	5,144	0.8%	0.8%	0.7%
% of FP17s Relating to Continuations	24	5,144	0.5%	0.7%	0.8%
% of Patients satisfied with the dentistry they have received	23	23	100.0%	93.3%	91.9%
% of Patients satisfied with the time they had to wait for an appointment	20	23	87.0%	89.3%	87.9%

\* This is based on patients treated on this contract for their most recent course of treatment. Figures in italics indicate the base number of FP17s or Patient Questionnaire responses are less than 100. N/A is shown where the base number of responses is less than 10 during the period. % is calculated as Quantity/Base number\*100



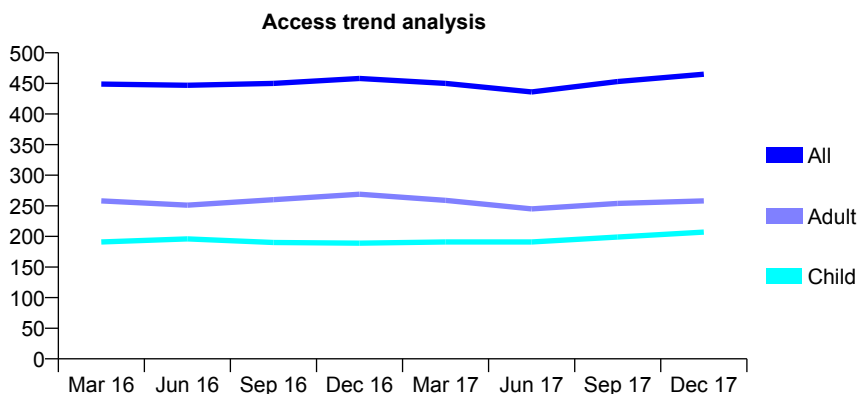
## 7A3 - Vital Signs At a Glance Contract Report for 570354/0001 - December 2017

Name or company name	MRS HJ JOHN
Contract type name	GDS Contract
Purpose of contract	General
Contract start date	01/04/2006
Contract end date	

17/18 Contracted general activity (UDA)	1,000
Carry forward general activity (UDA)	18
17/18 Contracted orthodontic activity (UOA)	0
Carry forward orthodontic activity (UOA)	0
Baseline contract value	£26,742.64

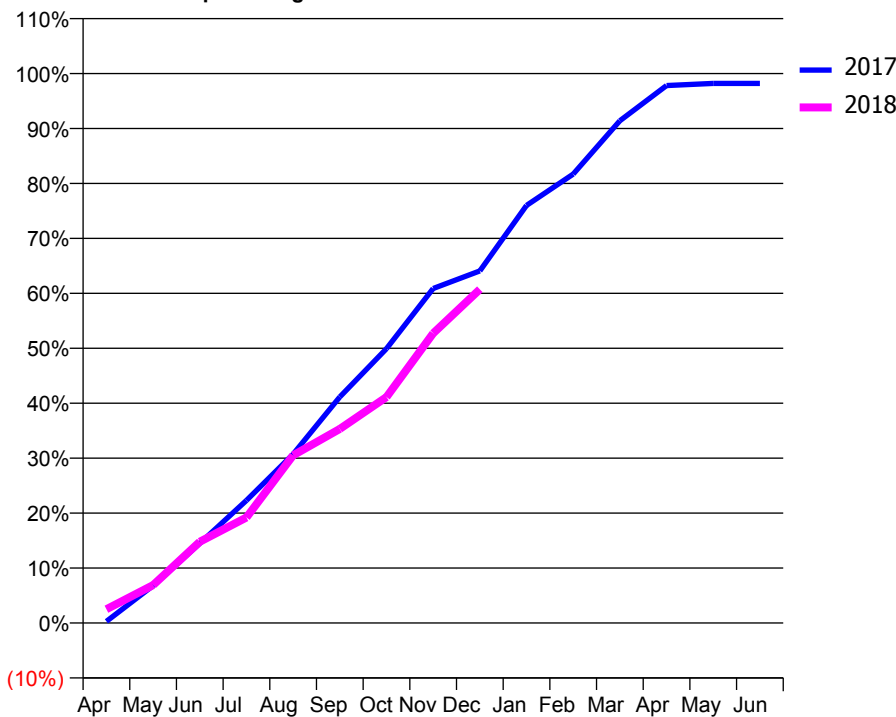
### ACCESS\*

Patients seen in 24 months	Total	Change since previous quarter
Quarter ending December 2016	458	
Quarter ending March 2017	450	↓
Quarter ending June 2017	436	↓
Quarter ending September 2017	453	↑
Quarter ending December 2017	465	↑
<b>Variance since December 2016</b>	<b>1.5%</b>	<b>→</b>



### ACTIVITY

Cumulative percentage of contracted UDA delivered 2017 & 2018



Month	Adjusted Scheduled Activity (UDA)	
	2017	2018
April	3	25
May	68	69
June	145	148
July	223	192
August	307	305
September	411	353
October	499	411
November	609	527
December	641	607
January	760	
February	817	
March	914	
April	978	
May	982	
June	982	

### QUALITY

	Quantity	Base Number	Contract	LHB	Wales
% of FP17s for the same patient ID Re-attending within 3 months - Children	23	280	8.2%	9.6%	11.0%
% of FP17s for the same patient ID Re-attending within 3 months - Adults	11	201	5.5%	14.4%	16.1%
% of FP17s for the same patient ID Re-attending between 3 & 9 months - Children	189	280	67.5%	54.4%	58.9%
% of FP17s for the same patient ID Re-attending between 3 & 9 months - Adults	103	201	51.2%	51.5%	55.2%
% of FP17s for Band 1 Urgent Courses	1	446	0.2%	9.2%	9.0%
% of FP17s Relating to Free Repair or Replacements	0	446	0.0%	0.8%	0.7%
% of FP17s Relating to Continuations	0	446	0.0%	0.7%	0.8%
% of Patients satisfied with the dentistry they have received	0	0	N/A	93.3%	91.9%
% of Patients satisfied with the time they had to wait for an appointment	0	0	N/A	89.3%	87.9%

\* This is based on patients treated on this contract for their most recent course of treatment. Figures in italics indicate the base number of FP17s or Patient Questionnaire responses are less than 100. N/A is shown where the base number of responses is less than 10 during the period. % is calculated as Quantity/Base number\*100

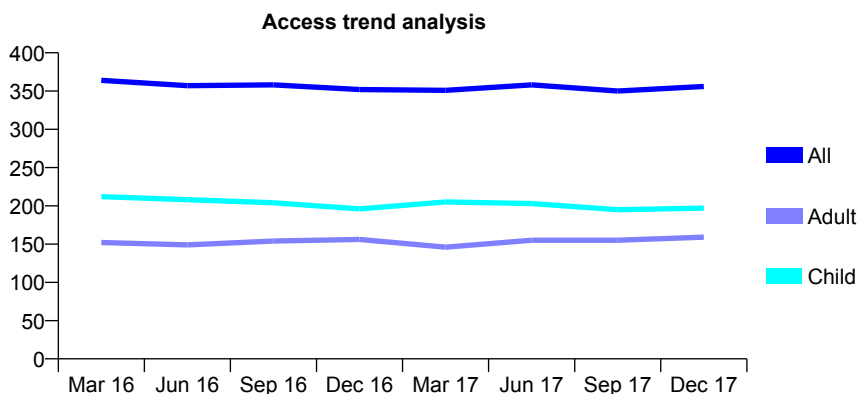
## 7A3 - Vital Signs At a Glance Contract Report for 652105/0001 - December 2017

Name or company name	MR HJ PRICE
Contract type name	GDS Contract
Purpose of contract	General
Contract start date	01/04/2006
Contract end date	

17/18 Contracted general activity (UDA)	850
Carry forward general activity (UDA)	38
17/18 Contracted orthodontic activity (UOA)	0
Carry forward orthodontic activity (UOA)	0
Baseline contract value	£19,202.13

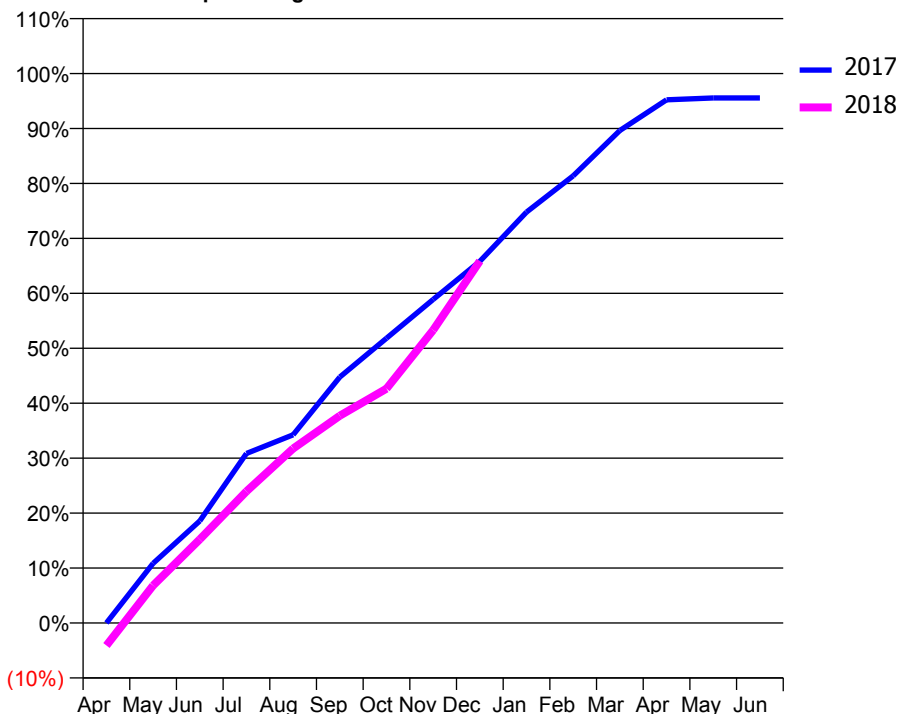
### ACCESS\*

Patients seen in 24 months	Total	Change since previous quarter
Quarter ending December 2016	352	
Quarter ending March 2017	351	→
Quarter ending June 2017	358	→
Quarter ending September 2017	350	↓
Quarter ending December 2017	356	→
<b>Variance since December 2016</b>	<b>1.1%</b>	<b>→</b>



### ACTIVITY

**Cumulative percentage of contracted UDA delivered 2017 & 2018**



Month	Adjusted Scheduled Activity (UDA)	
	2017	2018
April	0	-35
May	92	58
June	158	129
July	262	204
August	291	270
September	380	321
October	440	363
November	501	453
December	560	560
January	636	
February	692	
March	762	
April	809	
May	812	
June	812	

### QUALITY

	Quantity	Base Number	Contract	LHB	Wales
% of FP17s for the same patient ID Re-attending within 3 months - Children	16	237	6.8%	9.6%	11.0%
% of FP17s for the same patient ID Re-attending within 3 months - Adults	13	148	8.8%	14.4%	16.1%
% of FP17s for the same patient ID Re-attending between 3 & 9 months - Children	137	237	57.8%	54.4%	58.9%
% of FP17s for the same patient ID Re-attending between 3 & 9 months - Adults	87	148	58.8%	51.5%	55.2%
% of FP17s for Band 1 Urgent Courses	15	362	4.1%	9.2%	9.0%
% of FP17s Relating to Free Repair or Replacements	0	362	0.0%	0.8%	0.7%
% of FP17s Relating to Continuations	0	362	0.0%	0.7%	0.8%
% of Patients satisfied with the dentistry they have received	0	0	N/A	93.3%	91.9%
% of Patients satisfied with the time they had to wait for an appointment	0	0	N/A	89.3%	87.9%

\* This is based on patients treated on this contract for their most recent course of treatment. Figures in italics indicate the base number of FP17s or Patient Questionnaire responses are less than 100. N/A is shown where the base number of responses is less than 10 during the period. % is calculated as Quantity/Base number\*100

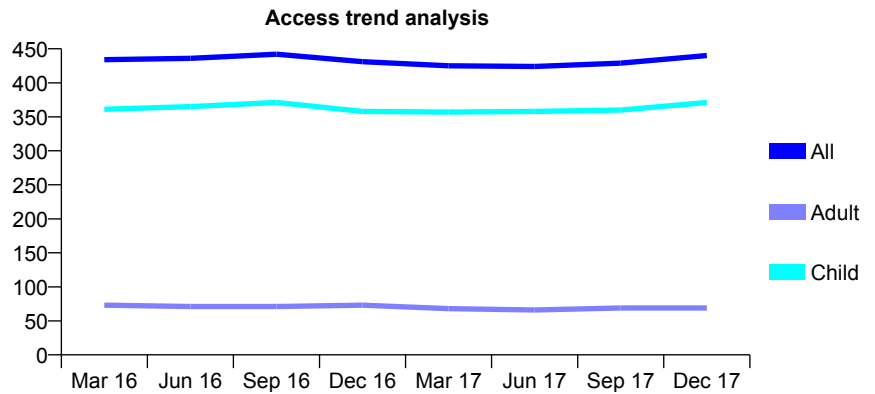
## 7A3 - Vital Signs At a Glance Contract Report for 653721/0001 - December 2017

Name or company name	MR CJ DAVISON
Contract type name	GDS Contract
Purpose of contract	General
Contract start date	01/04/2006
Contract end date	

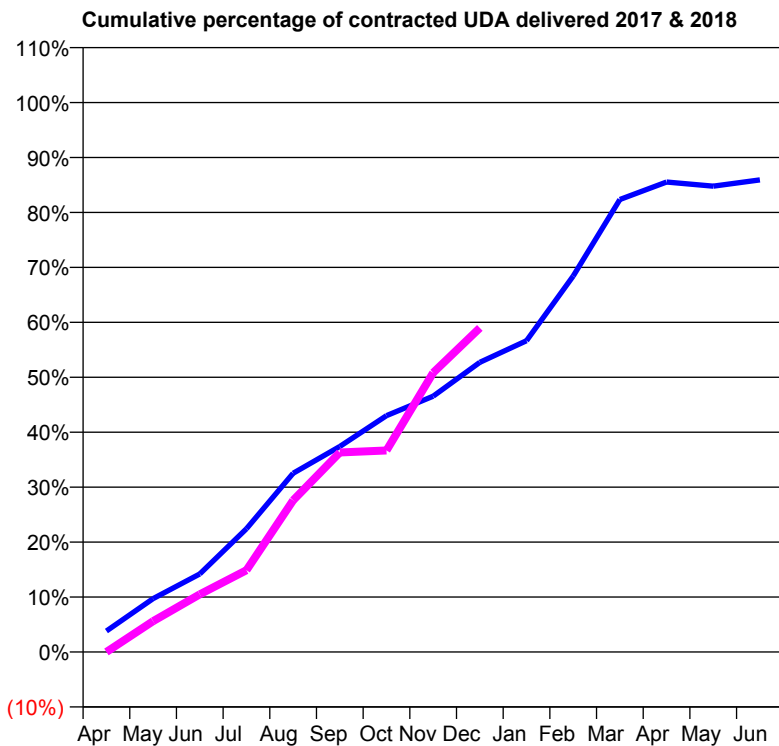
17/18 Contracted general activity (UDA)	1,070
Carry forward general activity (UDA)	0
17/18 Contracted orthodontic activity (UOA)	0
Carry forward orthodontic activity (UOA)	0
Baseline contract value	£25,430.70

### ACCESS\*

Patients seen in 24 months	Total	Change since previous quarter
Quarter ending December 2016	431	
Quarter ending March 2017	425	↓
Quarter ending June 2017	424	→
Quarter ending September 2017	429	→
Quarter ending December 2017	440	↑
<b>Variance since December 2016</b>	<b>2.1%</b>	<b>↑</b>



### ACTIVITY



Month	Adjusted Scheduled Activity (UDA)	
	2017	2018
April	41	0
May	104	60
June	152	112
July	240	159
August	348	295
September	400	389
October	460	393
November	498	544
December	564	631
January	606	
February	732	
March	881	
April	915	
May	907	
June	919	

### QUALITY

	Quantity	Base Number	Contract	LHB	Wales
% of FP17s for the same patient ID Re-attending within 3 months - Children	41	583	7.0%	9.6%	11.0%
% of FP17s for the same patient ID Re-attending within 3 months - Adults	2	36	5.6%	14.4%	16.1%
% of FP17s for the same patient ID Re-attending between 3 & 9 months - Children	417	583	71.5%	54.4%	58.9%
% of FP17s for the same patient ID Re-attending between 3 & 9 months - Adults	24	36	66.7%	51.5%	55.2%
% of FP17s for Band 1 Urgent Courses	5	460	1.1%	9.2%	9.0%
% of FP17s Relating to Free Repair or Replacements	2	460	0.4%	0.8%	0.7%
% of FP17s Relating to Continuations	0	460	0.0%	0.7%	0.8%
% of Patients satisfied with the dentistry they have received	0	0	N/A	93.3%	91.9%
% of Patients satisfied with the time they had to wait for an appointment	0	0	N/A	89.3%	87.9%

\* This is based on patients treated on this contract for their most recent course of treatment. Figures in italics indicate the base number of FP17s or Patient Questionnaire responses are less than 100. N/A is shown where the base number of responses is less than 10 during the period. % is calculated as Quantity/Base number\*100

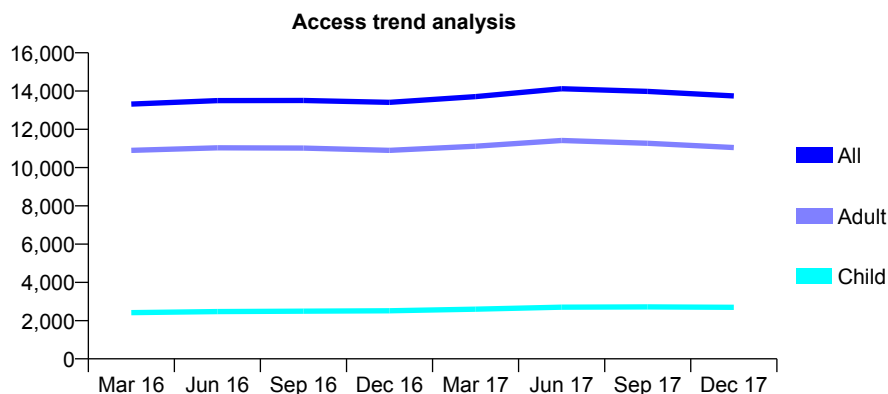
## 7A3 - Vital Signs At a Glance Contract Report for 682632/0002 - December 2017

Name or company name	Crescent Dental Ltd
Contract type name	GDS Contract
Purpose of contract	General
Contract start date	01/08/2008
Contract end date	

17/18 Contracted general activity (UDA)	40,703
Carry forward general activity (UDA)	0
17/18 Contracted orthodontic activity (UOA)	0
Carry forward orthodontic activity (UOA)	0
Baseline contract value	£948,631.74

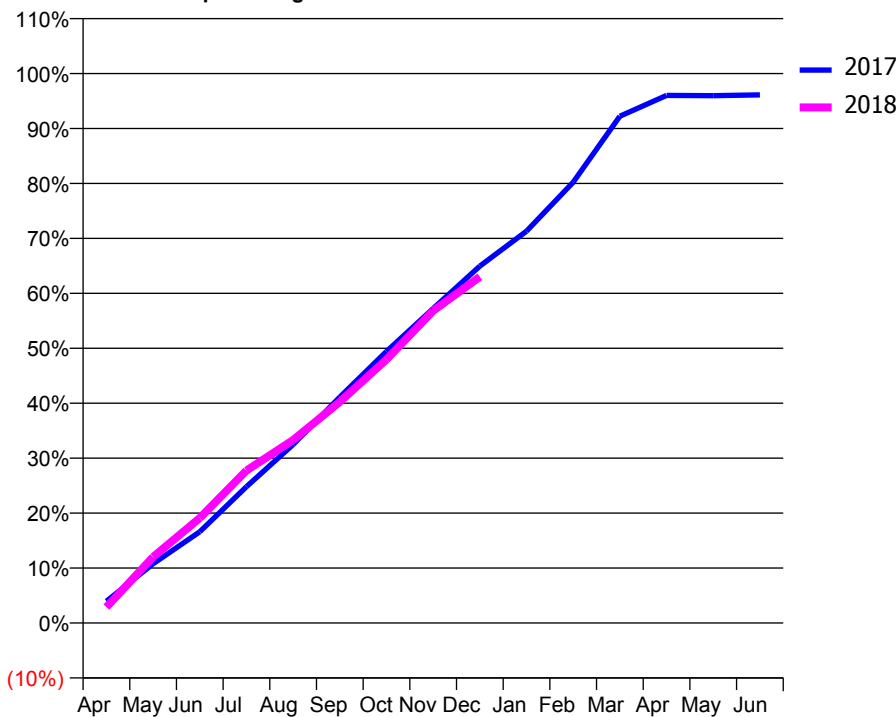
### ACCESS\*

Patients seen in 24 months	Total	Change since previous quarter
Quarter ending December 2016	13,409	
Quarter ending March 2017	13,710	↑
Quarter ending June 2017	14,122	↑
Quarter ending September 2017	13,985	→
Quarter ending December 2017	13,744	↓
<b>Variance since December 2016</b>	<b>2.5%</b>	<b>↑</b>



### ACTIVITY

Cumulative percentage of contracted UDA delivered 2017 & 2018



Month	Adjusted Scheduled Activity (UDA)	
	2017	2018
April	1,618	1,181
May	4,393	4,890
June	6,763	7,774
July	10,101	11,291
August	13,225	13,560
September	16,740	16,384
October	20,118	19,522
November	23,297	23,129
December	26,437	25,644
January	29,025	
February	32,647	
March	37,539	
April	39,079	
May	39,062	
June	39,117	

### QUALITY

	Quantity	Base Number	Contract	LHB	Wales
% of FP17s for the same patient ID Re-attending within 3 months - Children	139	2,666	5.2%	9.6%	11.0%
% of FP17s for the same patient ID Re-attending within 3 months - Adults	1,513	11,344	13.3%	14.4%	16.1%
% of FP17s for the same patient ID Re-attending between 3 & 9 months - Children	1,515	2,666	56.8%	54.4%	58.9%
% of FP17s for the same patient ID Re-attending between 3 & 9 months - Adults	6,385	11,344	56.3%	51.5%	55.2%
% of FP17s for Band 1 Urgent Courses	1,175	13,173	8.9%	9.2%	9.0%
% of FP17s Relating to Free Repair or Replacements	196	13,173	1.5%	0.8%	0.7%
% of FP17s Relating to Continuations	62	13,173	0.5%	0.7%	0.8%
% of Patients satisfied with the dentistry they have received	36	37	97.3%	93.3%	91.9%
% of Patients satisfied with the time they had to wait for an appointment	33	37	89.2%	89.3%	87.9%

\* This is based on patients treated on this contract for their most recent course of treatment. Figures in italics indicate the base number of FP17s or Patient Questionnaire responses are less than 100. N/A is shown where the base number of responses is less than 10 during the period. % is calculated as Quantity/Base number\*100

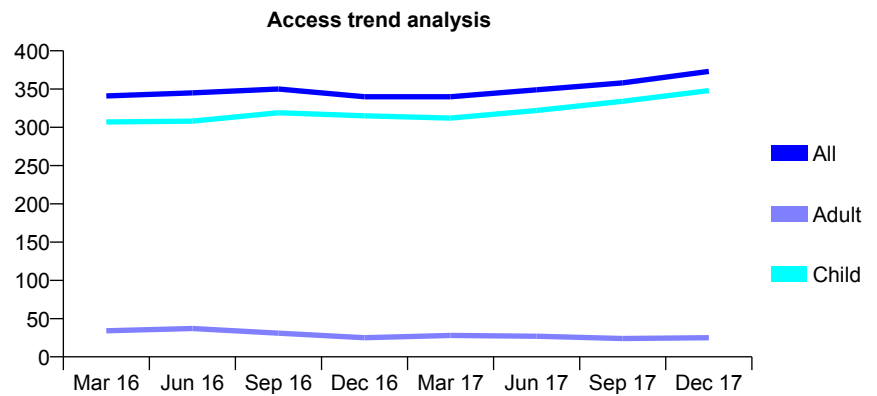
## 7A3 - Vital Signs At a Glance Contract Report for 724998/0001 - December 2017

Name or company name	MR AH BEAK
Contract type name	GDS Contract
Purpose of contract	General
Contract start date	01/04/2006
Contract end date	

17/18 Contracted general activity (UDA)	780
Carry forward general activity (UDA)	43
17/18 Contracted orthodontic activity (UOA)	0
Carry forward orthodontic activity (UOA)	0
Baseline contract value	£19,614.87

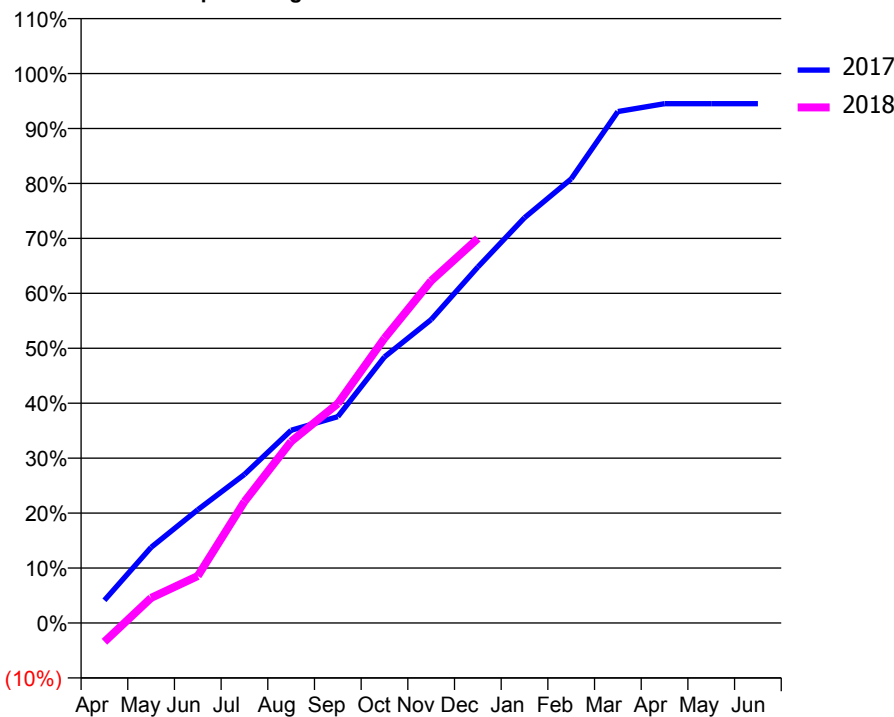
### ACCESS\*

Patients seen in 24 months	Total	Change since previous quarter
Quarter ending December 2016	340	
Quarter ending March 2017	340	→
Quarter ending June 2017	349	↑
Quarter ending September 2017	358	↑
Quarter ending December 2017	373	↑
<b>Variance since December 2016</b>	<b>9.7%</b>	<b>↑</b>



### ACTIVITY

Cumulative percentage of contracted UDA delivered 2017 & 2018



Month	Adjusted Scheduled Activity (UDA)	
	2017	2018
April	32	-27
May	107	36
June	161	67
July	211	172
August	274	258
September	293	311
October	378	404
November	431	486
December	505	546
January	575	
February	630	
March	726	
April	737	
May	737	
June	737	

### QUALITY

	Quantity	Base Number	Contract	LHB	Wales
% of FP17s for the same patient ID Re-attending within 3 months - Children	33	409	8.1%	9.6%	11.0%
% of FP17s for the same patient ID Re-attending within 3 months - Adults	0	0	N/A	14.4%	16.1%
% of FP17s for the same patient ID Re-attending between 3 & 9 months - Children	237	409	57.9%	54.4%	58.9%
% of FP17s for the same patient ID Re-attending between 3 & 9 months - Adults	0	0	N/A	51.5%	55.2%
% of FP17s for Band 1 Urgent Courses	19	402	4.7%	9.2%	9.0%
% of FP17s Relating to Free Repair or Replacements	0	402	0.0%	0.8%	0.7%
% of FP17s Relating to Continuations	3	402	0.7%	0.7%	0.8%
% of Patients satisfied with the dentistry they have received	0	0	N/A	93.3%	91.9%
% of Patients satisfied with the time they had to wait for an appointment	0	0	N/A	89.3%	87.9%

\* This is based on patients treated on this contract for their most recent course of treatment. Figures in italics indicate the base number of FP17s or Patient Questionnaire responses are less than 100. N/A is shown where the base number of responses is less than 10 during the period. % is calculated as Quantity/Base number\*100

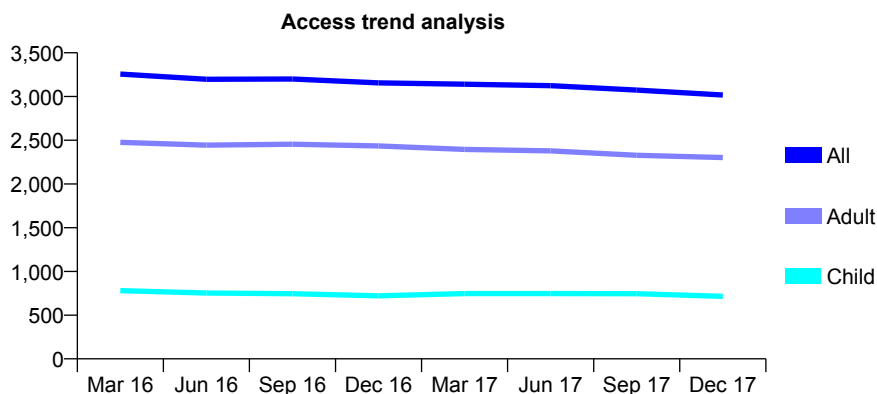
## 7A3 - Vital Signs At a Glance Contract Report for 725390/0001 - December 2017

Name or company name	R Kadenhe
Contract type name	GDS Contract
Purpose of contract	General
Contract start date	01/04/2006
Contract end date	

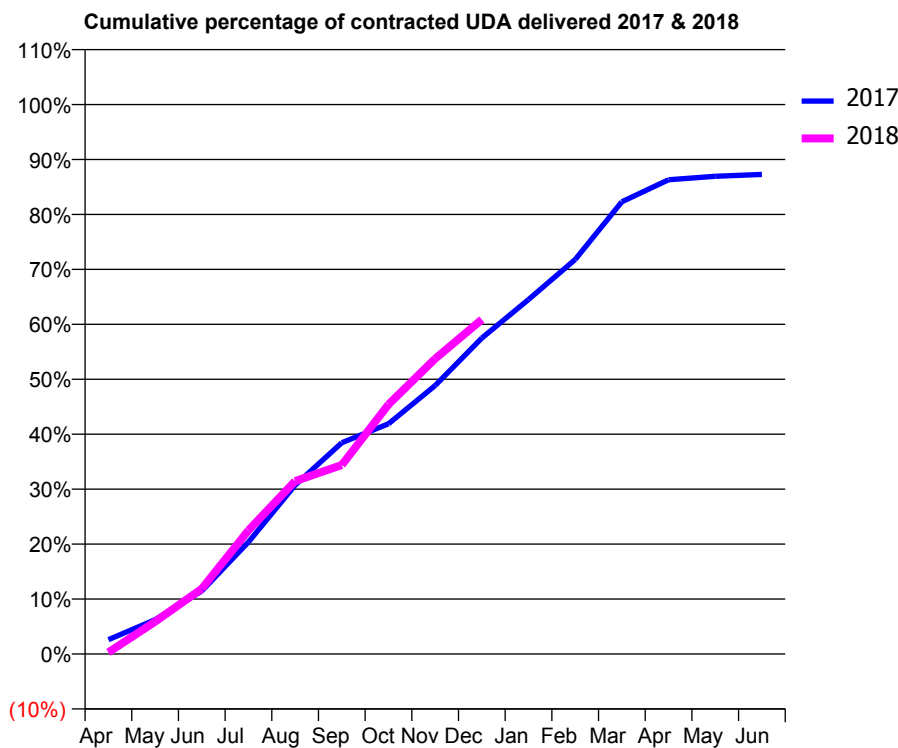
17/18 Contracted general activity (UDA)	9,600
Carry forward general activity (UDA)	0
17/18 Contracted orthodontic activity (UOA)	0
Carry forward orthodontic activity (UOA)	0
Baseline contract value	£217,976.28

### ACCESS\*

Patients seen in 24 months	Total	Change since previous quarter
Quarter ending December 2016	3,156	
Quarter ending March 2017	3,141	→
Quarter ending June 2017	3,124	→
Quarter ending September 2017	3,073	↓
Quarter ending December 2017	3,017	↓
<b>Variance since December 2016</b>	<b>(4.4%)</b>	<b>↓</b>



### ACTIVITY



Month	Adjusted Scheduled Activity (UDA)	
	2017	2018
April	251	29
May	600	566
June	1,100	1,141
July	1,955	2,160
August	2,951	3,020
September	3,692	3,302
October	4,021	4,361
November	4,691	5,160
December	5,519	5,843
January	6,194	
February	6,893	
March	7,900	
April	8,286	
May	8,345	
June	8,377	

### QUALITY

	Quantity	Base Number	Contract	LHB	Wales
% of FP17s for the same patient ID Re-attending within 3 months - Children	41	561	7.3%	9.6%	11.0%
% of FP17s for the same patient ID Re-attending within 3 months - Adults	344	2,017	17.1%	14.4%	16.1%
% of FP17s for the same patient ID Re-attending between 3 & 9 months - Children	190	561	33.9%	54.4%	58.9%
% of FP17s for the same patient ID Re-attending between 3 & 9 months - Adults	821	2,017	40.7%	51.5%	55.2%
% of FP17s for Band 1 Urgent Courses	217	2,407	9.0%	9.2%	9.0%
% of FP17s Relating to Free Repair or Replacements	24	2,407	1.0%	0.8%	0.7%
% of FP17s Relating to Continuations	14	2,407	0.6%	0.7%	0.8%
% of Patients satisfied with the dentistry they have received	4	5	N/A	93.3%	91.9%
% of Patients satisfied with the time they had to wait for an appointment	5	5	N/A	89.3%	87.9%

\* This is based on patients treated on this contract for their most recent course of treatment. Figures in italics indicate the base number of FP17s or Patient Questionnaire responses are less than 100. N/A is shown where the base number of responses is less than 10 during the period. % is calculated as Quantity/Base number\*100

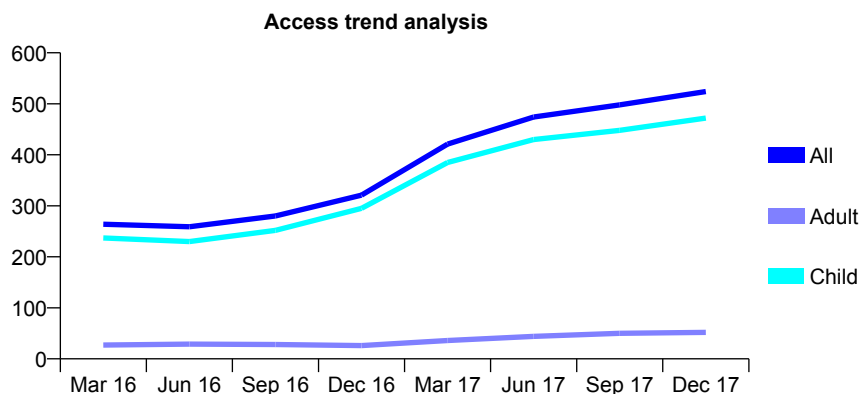
## 7A3 - Vital Signs At a Glance Contract Report for 737100/0001 - December 2017

Name or company name	MISS NL YOUNG
Contract type name	GDS Contract
Purpose of contract	General
Contract start date	01/04/2006
Contract end date	

17/18 Contracted general activity (UDA)	1,862
Carry forward general activity (UDA)	0
17/18 Contracted orthodontic activity (UOA)	0
Carry forward orthodontic activity (UOA)	0
Baseline contract value	£42,563.23

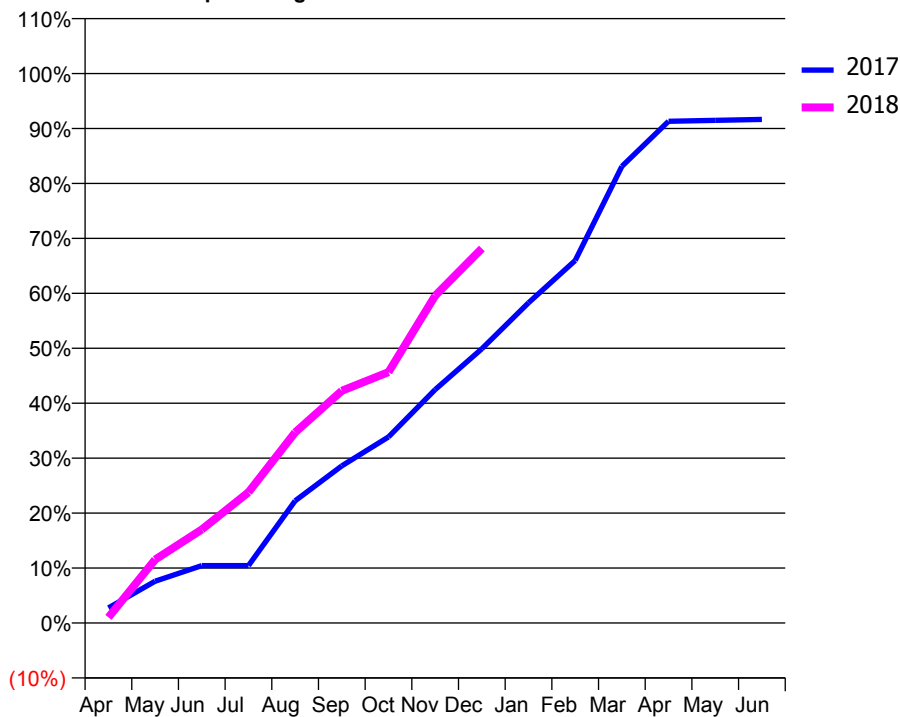
### ACCESS\*

Patients seen in 24 months	Total	Change since previous quarter
Quarter ending December 2016	321	
Quarter ending March 2017	421	↑
Quarter ending June 2017	474	↑
Quarter ending September 2017	498	↑
Quarter ending December 2017	524	↑
<b>Variance since December 2016</b>	<b>63.2%</b>	<b>↑</b>



### ACTIVITY

Cumulative percentage of contracted UDA delivered 2017 & 2018



Month	Adjusted Scheduled Activity (UDA)	
	2017	2018
April	33	19
May	91	215
June	125	317
July	125	443
August	266	646
September	342	787
October	405	850
November	508	1,109
December	597	1,269
January	697	
February	789	
March	994	
April	1,092	
May	1,094	
June	1,096	

### QUALITY

	Quantity	Base Number	Contract	LHB	Wales
% of FP17s for the same patient ID Re-attending within 3 months - Children	163	825	19.8%	9.6%	11.0%
% of FP17s for the same patient ID Re-attending within 3 months - Adults	3	27	11.1%	14.4%	16.1%
% of FP17s for the same patient ID Re-attending between 3 & 9 months - Children	416	825	50.4%	54.4%	58.9%
% of FP17s for the same patient ID Re-attending between 3 & 9 months - Adults	15	27	55.6%	51.5%	55.2%
% of FP17s for Band 1 Urgent Courses	0	795	0.0%	9.2%	9.0%
% of FP17s Relating to Free Repair or Replacements	0	795	0.0%	0.8%	0.7%
% of FP17s Relating to Continuations	0	795	0.0%	0.7%	0.8%
% of Patients satisfied with the dentistry they have received	2	2	N/A	93.3%	91.9%
% of Patients satisfied with the time they had to wait for an appointment	1	2	N/A	89.3%	87.9%

\* This is based on patients treated on this contract for their most recent course of treatment. Figures in italics indicate the base number of FP17s or Patient Questionnaire responses are less than 100. N/A is shown where the base number of responses is less than 10 during the period. % is calculated as Quantity/Base number\*100

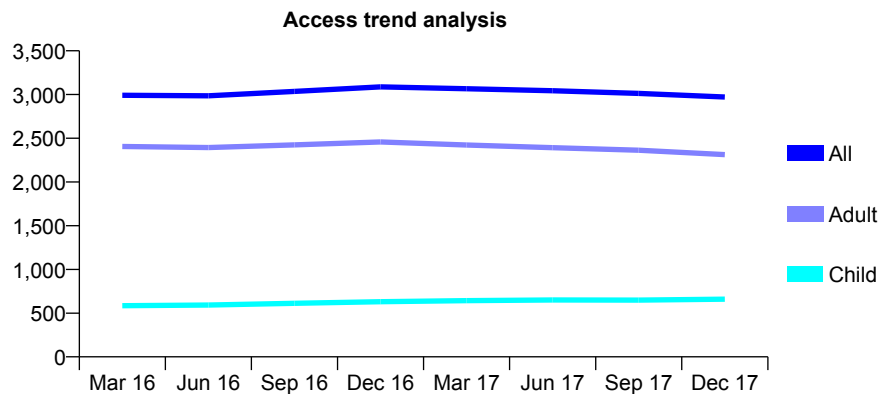
## 7A3 - Vital Signs At a Glance Contract Report for 746339/0001 - December 2017

Name or company name	MISS CE MEEK
Contract type name	GDS Contract
Purpose of contract	General
Contract start date	01/04/2006
Contract end date	

17/18 Contracted general activity (UDA)	7,583
Carry forward general activity (UDA)	0
17/18 Contracted orthodontic activity (UOA)	0
Carry forward orthodontic activity (UOA)	0
Baseline contract value	£193,559.96

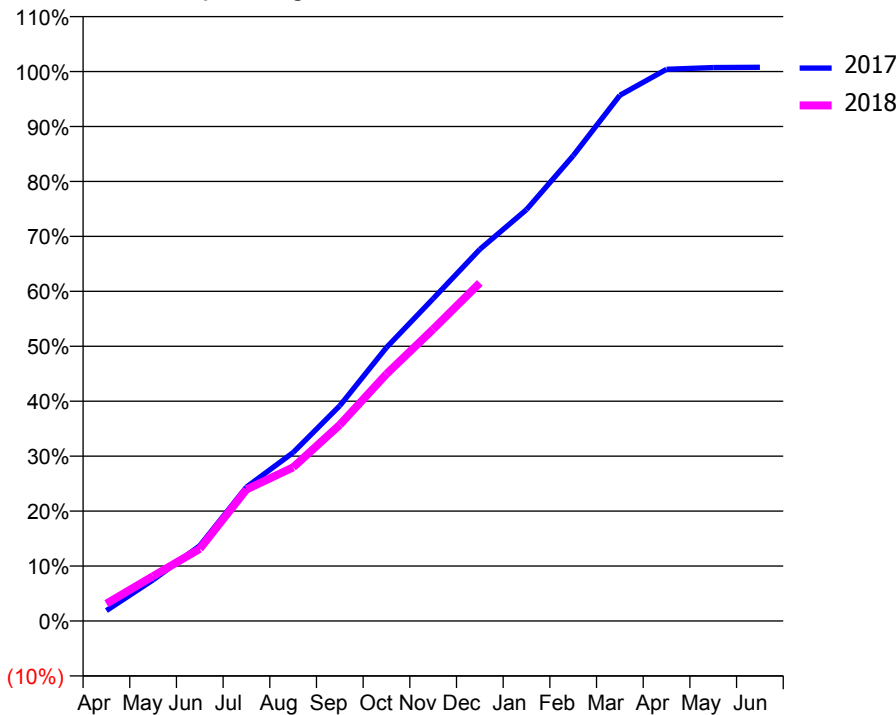
### ACCESS\*

Patients seen in 24 months	Total	Change since previous quarter
Quarter ending December 2016	3,088	
Quarter ending March 2017	3,066	→
Quarter ending June 2017	3,043	→
Quarter ending September 2017	3,012	↓
Quarter ending December 2017	2,972	↓
<b>Variance since December 2016</b>	<b>(3.8%)</b>	<b>↓</b>



### ACTIVITY

Cumulative percentage of contracted UDA delivered 2017 & 2018



Month	Adjusted Scheduled Activity (UDA)	
	2017	2018
April	144	239
May	568	619
June	1,038	997
July	1,848	1,816
August	2,326	2,121
September	2,971	2,708
October	3,775	3,410
November	4,449	4,028
December	5,129	4,666
January	5,678	
February	6,421	
March	7,255	
April	7,614	
May	7,638	
June	7,642	

### QUALITY

	Quantity	Base Number	Contract	LHB	Wales
% of FP17s for the same patient ID Re-attending within 3 months - Children	21	576	3.6%	9.6%	11.0%
% of FP17s for the same patient ID Re-attending within 3 months - Adults	225	1,904	11.8%	14.4%	16.1%
% of FP17s for the same patient ID Re-attending between 3 & 9 months - Children	238	576	41.3%	54.4%	58.9%
% of FP17s for the same patient ID Re-attending between 3 & 9 months - Adults	857	1,904	45.0%	51.5%	55.2%
% of FP17s for Band 1 Urgent Courses	159	2,332	6.8%	9.2%	9.0%
% of FP17s Relating to Free Repair or Replacements	11	2,332	0.5%	0.8%	0.7%
% of FP17s Relating to Continuations	21	2,332	0.9%	0.7%	0.8%
% of Patients satisfied with the dentistry they have received	15	16	93.8%	93.3%	91.9%
% of Patients satisfied with the time they had to wait for an appointment	14	16	87.5%	89.3%	87.9%

\* This is based on patients treated on this contract for their most recent course of treatment. Figures in italics indicate the base number of FP17s or Patient Questionnaire responses are less than 100. N/A is shown where the base number of responses is less than 10 during the period. % is calculated as Quantity/Base number\*100



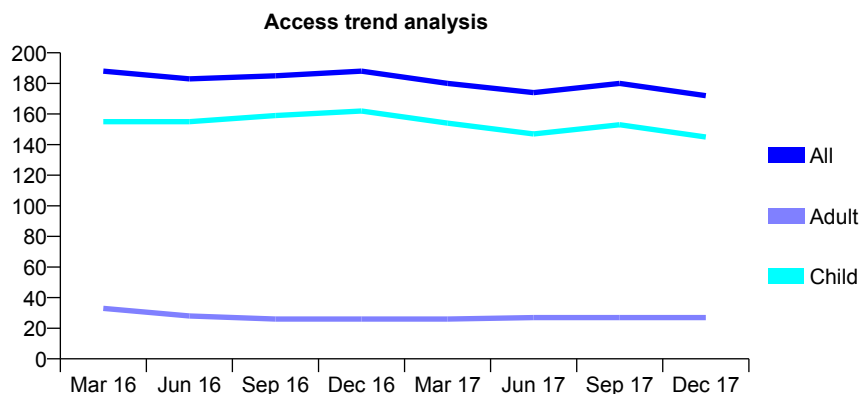
## 7A3 - Vital Signs At a Glance Contract Report for 760935/0001 - December 2017

Name or company name	MISS RL GRONOW
Contract type name	GDS Contract
Purpose of contract	General
Contract start date	01/04/2006
Contract end date	

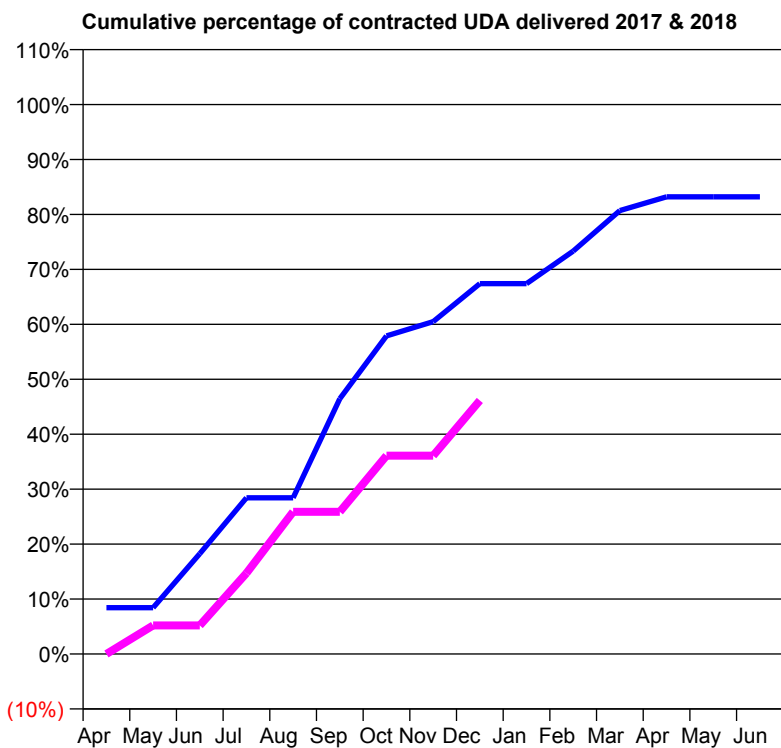
17/18 Contracted general activity (UDA)	368
Carry forward general activity (UDA)	0
17/18 Contracted orthodontic activity (UOA)	0
Carry forward orthodontic activity (UOA)	0
Baseline contract value	£9,668.00

### ACCESS\*

Patients seen in 24 months	Total	Change since previous quarter
Quarter ending December 2016	188	
Quarter ending March 2017	180	↓
Quarter ending June 2017	174	↓
Quarter ending September 2017	180	↑
Quarter ending December 2017	172	↓
<b>Variance since December 2016</b>	<b>(8.5%)</b>	<b>↓</b>



### ACTIVITY



Month	Adjusted Scheduled Activity (UDA)	
	2017	2018
April	31	0
May	31	19
June	67	19
July	105	54
August	105	95
September	171	95
October	213	133
November	223	133
December	248	170
January	248	
February	270	
March	297	
April	306	
May	306	
June	306	

### QUALITY

	Quantity	Base Number	Contract	LHB	Wales
% of FP17s for the same patient ID Re-attending within 3 months - Children	3	126	2.4%	9.6%	11.0%
% of FP17s for the same patient ID Re-attending within 3 months - Adults	0	8	0.0%	14.4%	16.1%
% of FP17s for the same patient ID Re-attending between 3 & 9 months - Children	51	126	40.5%	54.4%	58.9%
% of FP17s for the same patient ID Re-attending between 3 & 9 months - Adults	3	8	37.5%	51.5%	55.2%
% of FP17s for Band 1 Urgent Courses	4	127	3.1%	9.2%	9.0%
% of FP17s Relating to Free Repair or Replacements	0	127	0.0%	0.8%	0.7%
% of FP17s Relating to Continuations	1	127	0.8%	0.7%	0.8%
% of Patients satisfied with the dentistry they have received	0	0	N/A	93.3%	91.9%
% of Patients satisfied with the time they had to wait for an appointment	0	0	N/A	89.3%	87.9%

\* This is based on patients treated on this contract for their most recent course of treatment. Figures in italics indicate the base number of FP17s or Patient Questionnaire responses are less than 100. N/A is shown where the base number of responses is less than 10 during the period. % is calculated as Quantity/Base number\*100

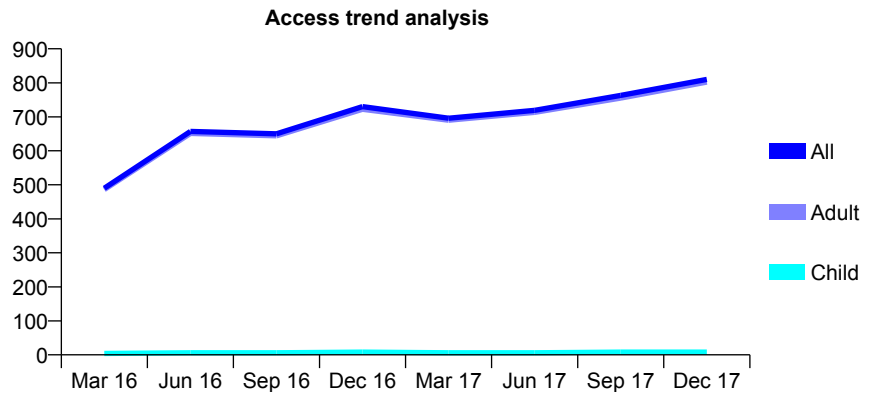
## 7A3 - Vital Signs At a Glance Contract Report for 766348/0002 - December 2017

Name or company name	MISS R JONES
Contract type name	PDS Contract
Purpose of contract	General
Contract start date	01/04/2008
Contract end date	31/03/2020

17/18 Contracted general activity (UDA)	2,854
Carry forward general activity (UDA)	81
17/18 Contracted orthodontic activity (UOA)	0
Carry forward orthodontic activity (UOA)	0
Baseline contract value	£164,581.61

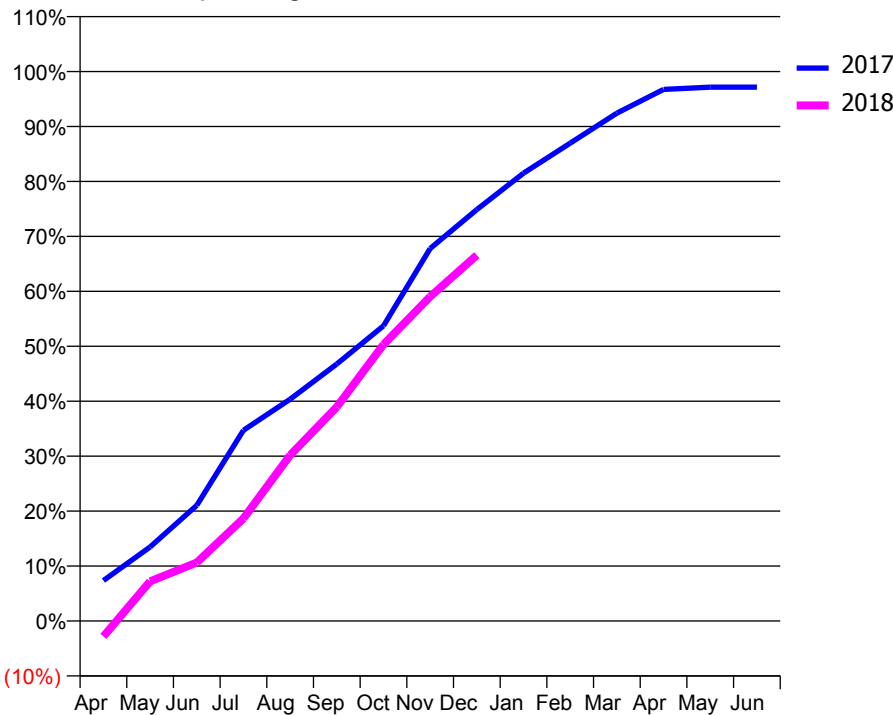
### ACCESS\*

Patients seen in 24 months	Total	Change since previous quarter
Quarter ending December 2016	730	
Quarter ending March 2017	696	↓
Quarter ending June 2017	719	↑
Quarter ending September 2017	763	↑
Quarter ending December 2017	810	↑
<b>Variance since December 2016</b>	<b>11.0%</b>	<b>↑</b>



### ACTIVITY

Cumulative percentage of contracted UDA delivered 2017 & 2018



Month	Adjusted Scheduled Activity (UDA)	
	2017	2018
April	210	-81
May	385	206
June	601	304
July	991	533
August	1,152	861
September	1,335	1,112
October	1,533	1,436
November	1,935	1,685
December	2,137	1,900
January	2,326	
February	2,482	
March	2,638	
April	2,761	
May	2,773	
June	2,773	

### QUALITY

	Quantity	Base Number	Contract	LHB	Wales
% of FP17s for the same patient ID Re-attending within 3 months - Children	1	9	11.1%	9.6%	11.0%
% of FP17s for the same patient ID Re-attending within 3 months - Adults	29	745	3.9%	14.4%	16.1%
% of FP17s for the same patient ID Re-attending between 3 & 9 months - Children	0	9	0.0%	54.4%	58.9%
% of FP17s for the same patient ID Re-attending between 3 & 9 months - Adults	3	745	0.4%	51.5%	55.2%
% of FP17s for Band 1 Urgent Courses	0	705	0.0%	9.2%	9.0%
% of FP17s Relating to Free Repair or Replacements	0	705	0.0%	0.8%	0.7%
% of FP17s Relating to Continuations	0	705	0.0%	0.7%	0.8%
% of Patients satisfied with the dentistry they have received	4	5	N/A	93.3%	91.9%
% of Patients satisfied with the time they had to wait for an appointment	2	5	N/A	89.3%	87.9%

\* This is based on patients treated on this contract for their most recent course of treatment. Figures in italics indicate the base number of FP17s or Patient Questionnaire responses are less than 100. N/A is shown where the base number of responses is less than 10 during the period. % is calculated as Quantity/Base number\*100

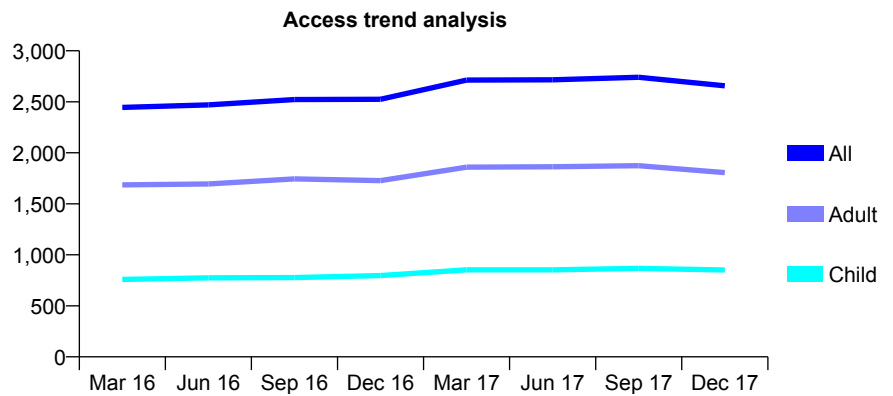
## 7A3 - Vital Signs At a Glance Contract Report for 780553/0001 - December 2017

Name or company name	MR B JONES
Contract type name	GDS Contract
Purpose of contract	General
Contract start date	01/07/2012
Contract end date	

17/18 Contracted general activity (UDA)	7,220
Carry forward general activity (UDA)	0
17/18 Contracted orthodontic activity (UOA)	0
Carry forward orthodontic activity (UOA)	0
Baseline contract value	£174,751.86

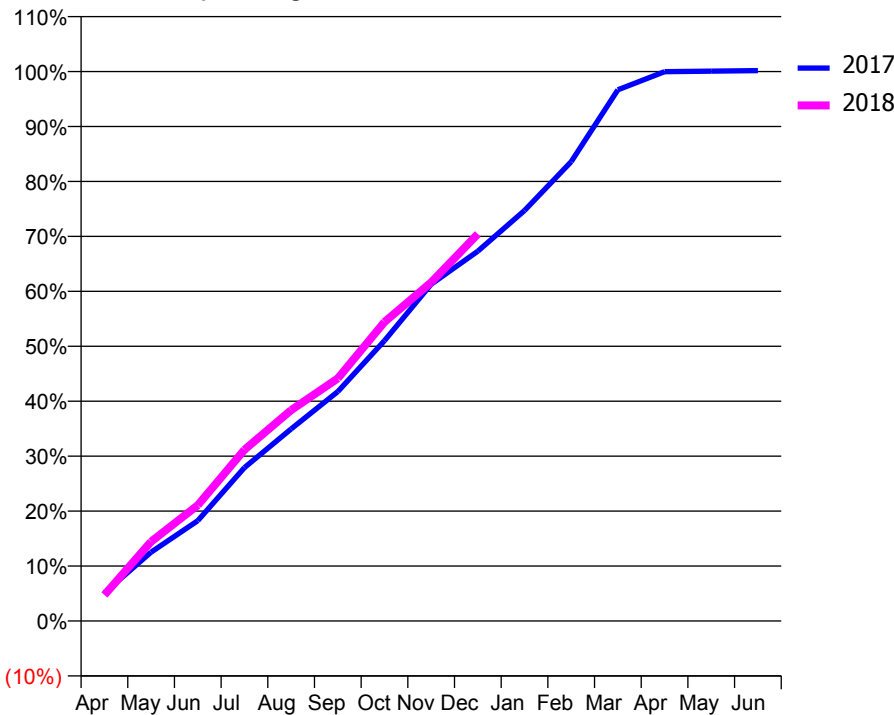
### ACCESS\*

Patients seen in 24 months	Total	Change since previous quarter
Quarter ending December 2016	2,525	
Quarter ending March 2017	2,713	↑
Quarter ending June 2017	2,716	→
Quarter ending September 2017	2,741	→
Quarter ending December 2017	2,657	↓
<b>Variance since December 2016</b>	<b>5.2%</b>	<b>↑</b>



### ACTIVITY

Cumulative percentage of contracted UDA delivered 2017 & 2018



Month	Adjusted Scheduled Activity (UDA)	
	2017	2018
April	371	342
May	905	1,043
June	1,319	1,522
July	2,015	2,251
August	2,523	2,770
September	3,015	3,189
October	3,684	3,929
November	4,425	4,449
December	4,860	5,085
January	5,393	
February	6,036	
March	6,980	
April	7,217	
May	7,224	
June	7,232	

### QUALITY

	Quantity	Base Number	Contract	LHB	Wales
% of FP17s for the same patient ID Re-attending within 3 months - Children	39	937	4.2%	9.6%	11.0%
% of FP17s for the same patient ID Re-attending within 3 months - Adults	186	2,046	9.1%	14.4%	16.1%
% of FP17s for the same patient ID Re-attending between 3 & 9 months - Children	449	937	47.9%	54.4%	58.9%
% of FP17s for the same patient ID Re-attending between 3 & 9 months - Adults	989	2,046	48.3%	51.5%	55.2%
% of FP17s for Band 1 Urgent Courses	176	2,838	6.2%	9.2%	9.0%
% of FP17s Relating to Free Repair or Replacements	37	2,838	1.3%	0.8%	0.7%
% of FP17s Relating to Continuations	29	2,838	1.0%	0.7%	0.8%
% of Patients satisfied with the dentistry they have received	5	6	N/A	93.3%	91.9%
% of Patients satisfied with the time they had to wait for an appointment	6	6	N/A	89.3%	87.9%

\* This is based on patients treated on this contract for their most recent course of treatment. Figures in italics indicate the base number of FP17s or Patient Questionnaire responses are less than 100. N/A is shown where the base number of responses is less than 10 during the period. % is calculated as Quantity/Base number\*100

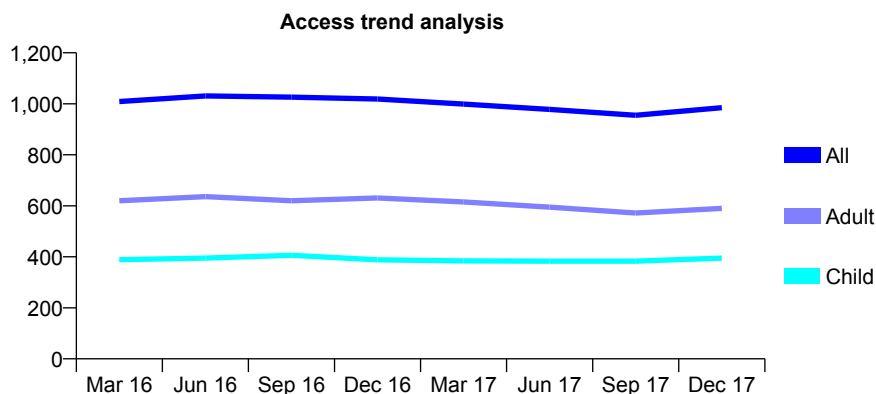
## 7A3 - Vital Signs At a Glance Contract Report for 792365/0001 - December 2017

Name or company name	MR JA RICE
Contract type name	GDS Contract
Purpose of contract	General
Contract start date	01/10/2011
Contract end date	

17/18 Contracted general activity (UDA)	2,724
Carry forward general activity (UDA)	-29
17/18 Contracted orthodontic activity (UOA)	0
Carry forward orthodontic activity (UOA)	0
Baseline contract value	£61,850.89

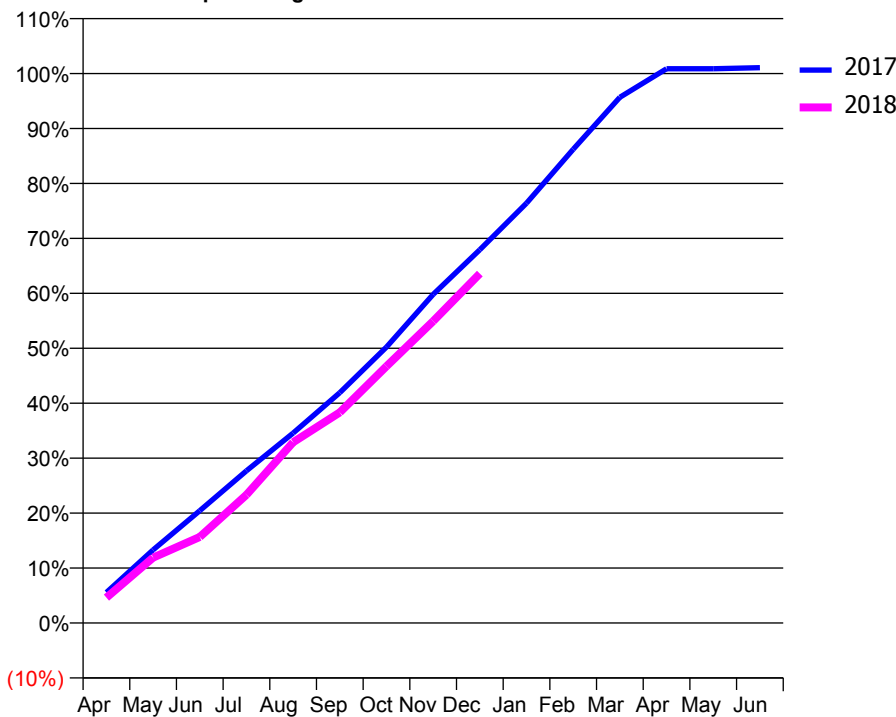
### ACCESS\*

Patients seen in 24 months	Total	Change since previous quarter
Quarter ending December 2016	1,019	
Quarter ending March 2017	999	↓
Quarter ending June 2017	978	↓
Quarter ending September 2017	955	↓
Quarter ending December 2017	985	↑
<b>Variance since December 2016</b>	<b>(3.3%)</b>	<b>↓</b>



### ACTIVITY

**Cumulative percentage of contracted UDA delivered 2017 & 2018**



Month	Adjusted Scheduled Activity (UDA)	
	2017	2018
April	152	126
May	363	324
June	557	427
July	755	635
August	942	896
September	1,142	1,044
October	1,368	1,273
November	1,629	1,496
December	1,850	1,732
January	2,081	
February	2,348	
March	2,606	
April	2,748	
May	2,748	
June	2,753	

### QUALITY

	Quantity	Base Number	Contract	LHB	Wales
% of FP17s for the same patient ID Re-attending within 3 months - Children	17	428	4.0%	9.6%	11.0%
% of FP17s for the same patient ID Re-attending within 3 months - Adults	83	575	14.4%	14.4%	16.1%
% of FP17s for the same patient ID Re-attending between 3 & 9 months - Children	241	428	56.3%	54.4%	58.9%
% of FP17s for the same patient ID Re-attending between 3 & 9 months - Adults	275	575	47.8%	51.5%	55.2%
% of FP17s for Band 1 Urgent Courses	96	950	10.1%	9.2%	9.0%
% of FP17s Relating to Free Repair or Replacements	0	950	0.0%	0.8%	0.7%
% of FP17s Relating to Continuations	3	950	0.3%	0.7%	0.8%
% of Patients satisfied with the dentistry they have received	2	2	N/A	93.3%	91.9%
% of Patients satisfied with the time they had to wait for an appointment	2	2	N/A	89.3%	87.9%

\* This is based on patients treated on this contract for their most recent course of treatment. Figures in italics indicate the base number of FP17s or Patient Questionnaire responses are less than 100. N/A is shown where the base number of responses is less than 10 during the period. % is calculated as Quantity/Base number\*100

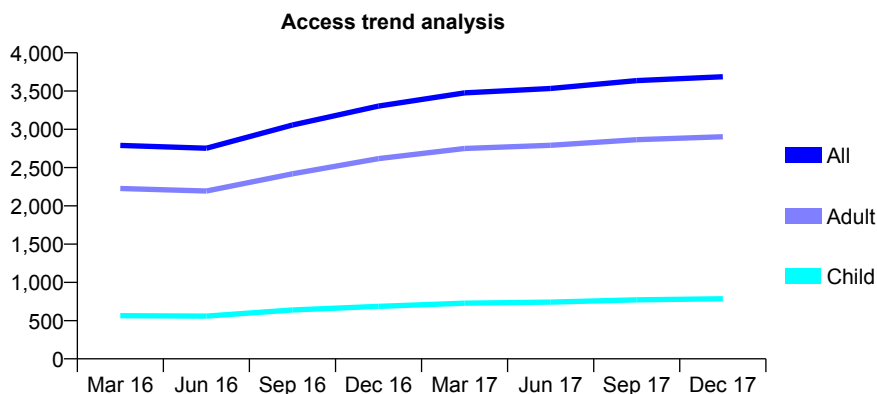
## 7A3 - Vital Signs At a Glance Contract Report for 810002/0001 - December 2017

Name or company name	MR DJ FLEMING
Contract type name	GDS Contract
Purpose of contract	General
Contract start date	01/04/2006
Contract end date	

17/18 Contracted general activity (UDA)	12,581
Carry forward general activity (UDA)	0
17/18 Contracted orthodontic activity (UOA)	0
Carry forward orthodontic activity (UOA)	0
Baseline contract value	£293,231.10

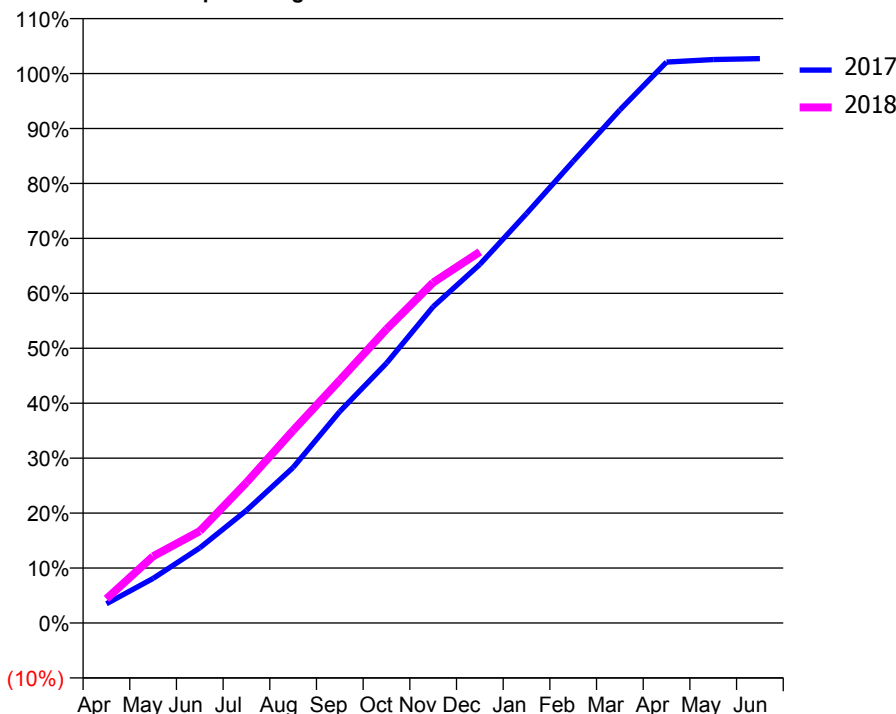
### ACCESS\*

Patients seen in 24 months	Total	Change since previous quarter
Quarter ending December 2016	3,303	
Quarter ending March 2017	3,477	↑
Quarter ending June 2017	3,533	→
Quarter ending September 2017	3,636	↑
Quarter ending December 2017	3,688	→
<b>Variance since December 2016</b>	<b>11.7%</b>	<b>↑</b>



### ACTIVITY

Cumulative percentage of contracted UDA delivered 2017 & 2018



Month	Adjusted Scheduled Activity (UDA)	
	2017	2018
April	413	553
May	952	1,527
June	1,607	2,104
July	2,406	3,218
August	3,325	4,409
September	4,520	5,560
October	5,552	6,727
November	6,760	7,796
December	7,666	8,499
January	8,751	
February	9,868	
March	10,963	
April	11,988	
May	12,042	
June	12,063	

### QUALITY

	Quantity	Base Number	Contract	LHB	Wales
% of FP17s for the same patient ID Re-attending within 3 months - Children	58	931	6.2%	9.6%	11.0%
% of FP17s for the same patient ID Re-attending within 3 months - Adults	572	3,439	16.6%	14.4%	16.1%
% of FP17s for the same patient ID Re-attending between 3 & 9 months - Children	513	931	55.1%	54.4%	58.9%
% of FP17s for the same patient ID Re-attending between 3 & 9 months - Adults	1,715	3,439	49.9%	51.5%	55.2%
% of FP17s for Band 1 Urgent Courses	542	3,966	13.7%	9.2%	9.0%
% of FP17s Relating to Free Repair or Replacements	26	3,966	0.7%	0.8%	0.7%
% of FP17s Relating to Continuations	15	3,966	0.4%	0.7%	0.8%
% of Patients satisfied with the dentistry they have received	9	9	N/A	93.3%	91.9%
% of Patients satisfied with the time they had to wait for an appointment	9	9	N/A	89.3%	87.9%

\* This is based on patients treated on this contract for their most recent course of treatment. Figures in italics indicate the base number of FP17s or Patient Questionnaire responses are less than 100. N/A is shown where the base number of responses is less than 10 during the period. % is calculated as Quantity/Base number\*100

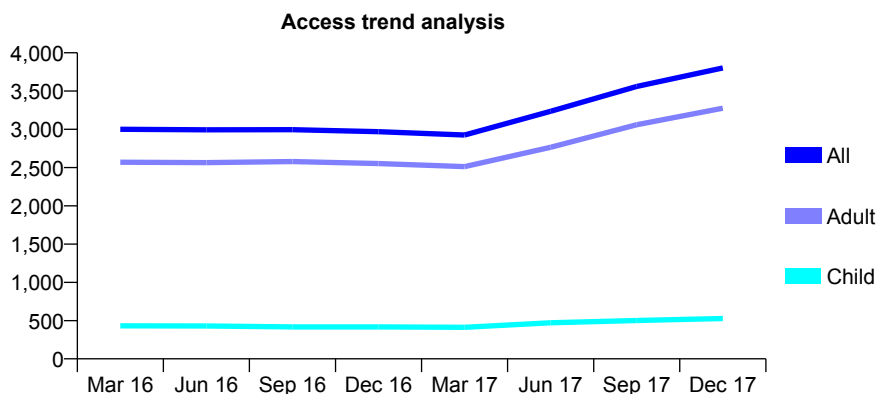
## 7A3 - Vital Signs At a Glance Contract Report for 810029/0001 - December 2017

Name or company name	Dr N Patel, Dr J Rai and Dr N Kernahan
Contract type name	GDS Contract
Purpose of contract	General
Contract start date	01/04/2006
Contract end date	

17/18 Contracted general activity (UDA)	10,284
Carry forward general activity (UDA)	0
17/18 Contracted orthodontic activity (UOA)	0
Carry forward orthodontic activity (UOA)	0
Baseline contract value	£244,028.50

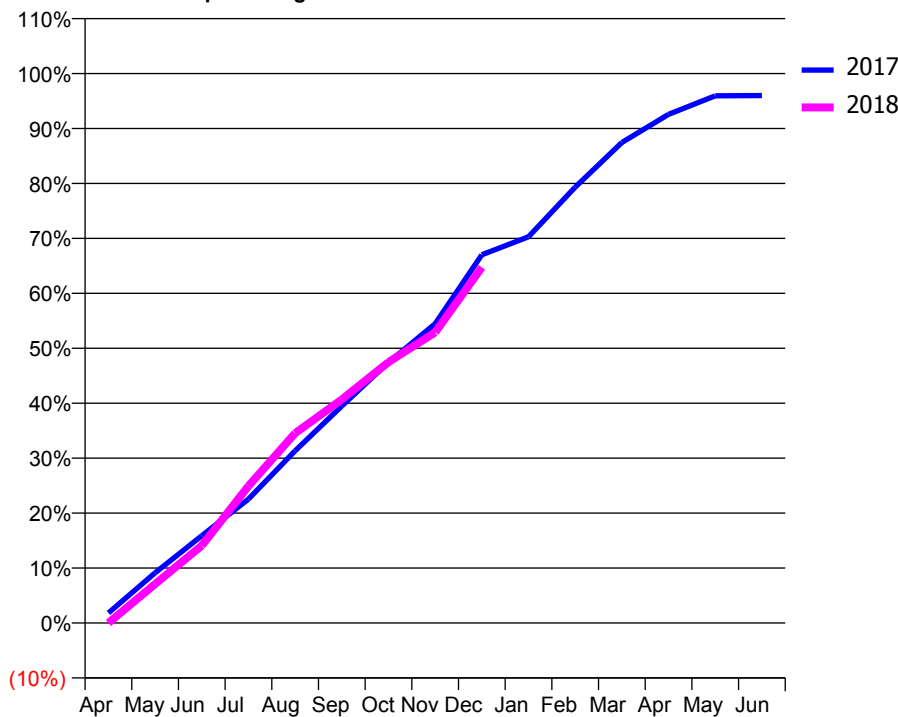
### ACCESS\*

Patients seen in 24 months	Total	Change since previous quarter
Quarter ending December 2016	2,969	
Quarter ending March 2017	2,925	↓
Quarter ending June 2017	3,236	↑
Quarter ending September 2017	3,560	↑
Quarter ending December 2017	3,803	↑
<b>Variance since December 2016</b>	<b>28.1%</b>	<b>↑</b>



### ACTIVITY

**Cumulative percentage of contracted UDA delivered 2017 & 2018**



Month	Adjusted Scheduled Activity (UDA)	
	2017	2018
April	136	0
May	682	730
June	1,186	1,450
July	1,685	2,563
August	2,342	3,553
September	2,950	4,183
October	3,544	4,882
November	4,069	5,440
December	5,006	6,657
January	5,251	
February	5,924	
March	6,533	
April	6,914	
May	7,166	
June	7,170	

### QUALITY

	Quantity	Base Number	Contract	LHB	Wales
% of FP17s for the same patient ID Re-attending within 3 months - Children	17	574	3.0%	9.6%	11.0%
% of FP17s for the same patient ID Re-attending within 3 months - Adults	315	3,629	8.7%	14.4%	16.1%
% of FP17s for the same patient ID Re-attending between 3 & 9 months - Children	210	574	36.6%	54.4%	58.9%
% of FP17s for the same patient ID Re-attending between 3 & 9 months - Adults	1,635	3,629	45.1%	51.5%	55.2%
% of FP17s for Band 1 Urgent Courses	160	3,865	4.1%	9.2%	9.0%
% of FP17s Relating to Free Repair or Replacements	12	3,865	0.3%	0.8%	0.7%
% of FP17s Relating to Continuations	16	3,865	0.4%	0.7%	0.8%
% of Patients satisfied with the dentistry they have received	33	34	97.1%	93.3%	91.9%
% of Patients satisfied with the time they had to wait for an appointment	31	34	91.2%	89.3%	87.9%

\* This is based on patients treated on this contract for their most recent course of treatment. Figures in italics indicate the base number of FP17s or Patient Questionnaire responses are less than 100. N/A is shown where the base number of responses is less than 10 during the period. % is calculated as Quantity/Base number\*100

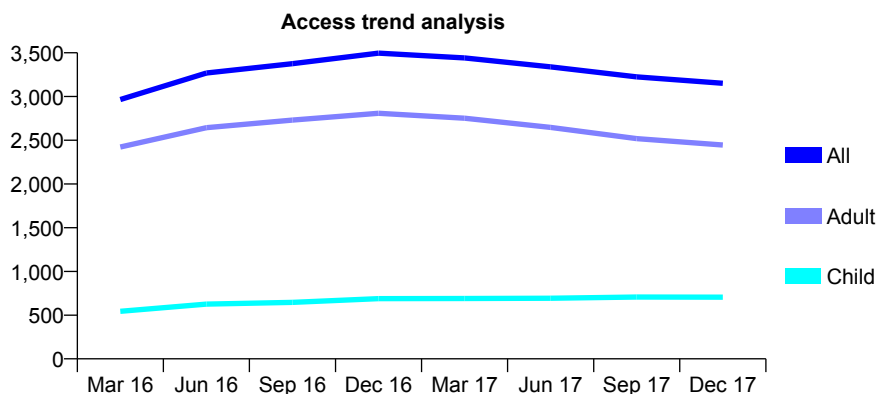
## 7A3 - Vital Signs At a Glance Contract Report for 812129/0001 - December 2017

Name or company name	MR SD JENKINS
Contract type name	GDS Contract
Purpose of contract	General
Contract start date	01/04/2006
Contract end date	

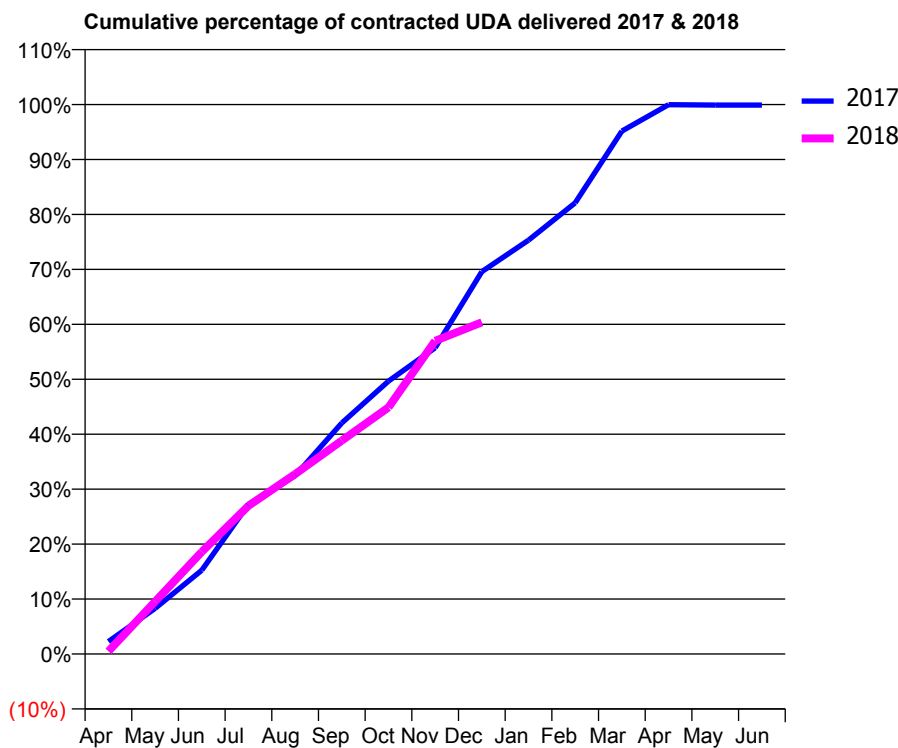
17/18 Contracted general activity (UDA)	14,511
Carry forward general activity (UDA)	14
17/18 Contracted orthodontic activity (UOA)	0
Carry forward orthodontic activity (UOA)	0
Baseline contract value	£344,428.83

### ACCESS\*

Patients seen in 24 months	Total	Change since previous quarter
Quarter ending December 2016	3,496	
Quarter ending March 2017	3,442	↓
Quarter ending June 2017	3,339	↓
Quarter ending September 2017	3,225	↓
Quarter ending December 2017	3,152	↓
<b>Variance since December 2016</b>	<b>(9.8%)</b>	<b>↓</b>



### ACTIVITY



Month	Adjusted Scheduled Activity (UDA)	
	2017	2018
April	329	71
May	1,206	1,387
June	2,213	2,701
July	3,953	3,914
August	4,710	4,751
September	6,100	5,635
October	7,205	6,514
November	8,086	8,271
December	10,096	8,759
January	10,929	
February	11,913	
March	13,810	
April	14,507	
May	14,495	
June	14,497	

### QUALITY

	Quantity	Base Number	Contract	LHB	Wales
% of FP17s for the same patient ID Re-attending within 3 months - Children	44	747	5.9%	9.6%	11.0%
% of FP17s for the same patient ID Re-attending within 3 months - Adults	373	2,539	14.7%	14.4%	16.1%
% of FP17s for the same patient ID Re-attending between 3 & 9 months - Children	432	747	57.8%	54.4%	58.9%
% of FP17s for the same patient ID Re-attending between 3 & 9 months - Adults	1,476	2,539	58.1%	51.5%	55.2%
% of FP17s for Band 1 Urgent Courses	132	3,090	4.3%	9.2%	9.0%
% of FP17s Relating to Free Repair or Replacements	25	3,090	0.8%	0.8%	0.7%
% of FP17s Relating to Continuations	42	3,090	1.4%	0.7%	0.8%
% of Patients satisfied with the dentistry they have received	14	15	93.3%	93.3%	91.9%
% of Patients satisfied with the time they had to wait for an appointment	14	15	93.3%	89.3%	87.9%

\* This is based on patients treated on this contract for their most recent course of treatment. Figures in italics indicate the base number of FP17s or Patient Questionnaire responses are less than 100. N/A is shown where the base number of responses is less than 10 during the period. % is calculated as Quantity/Base number\*100

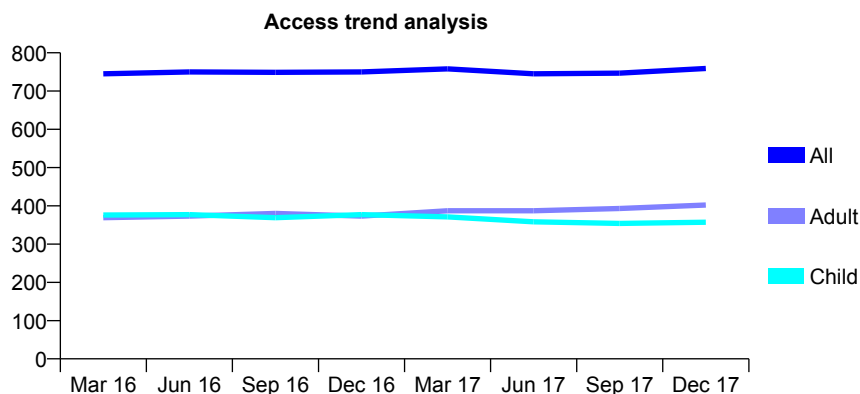
## 7A3 - Vital Signs At a Glance Contract Report for 913642/0001 - December 2017

Name or company name	MR DB RODERICK
Contract type name	GDS Contract
Purpose of contract	General
Contract start date	01/04/2006
Contract end date	

17/18 Contracted general activity (UDA)	2,204
Carry forward general activity (UDA)	6
17/18 Contracted orthodontic activity (UOA)	0
Carry forward orthodontic activity (UOA)	0
Baseline contract value	£69,650.35

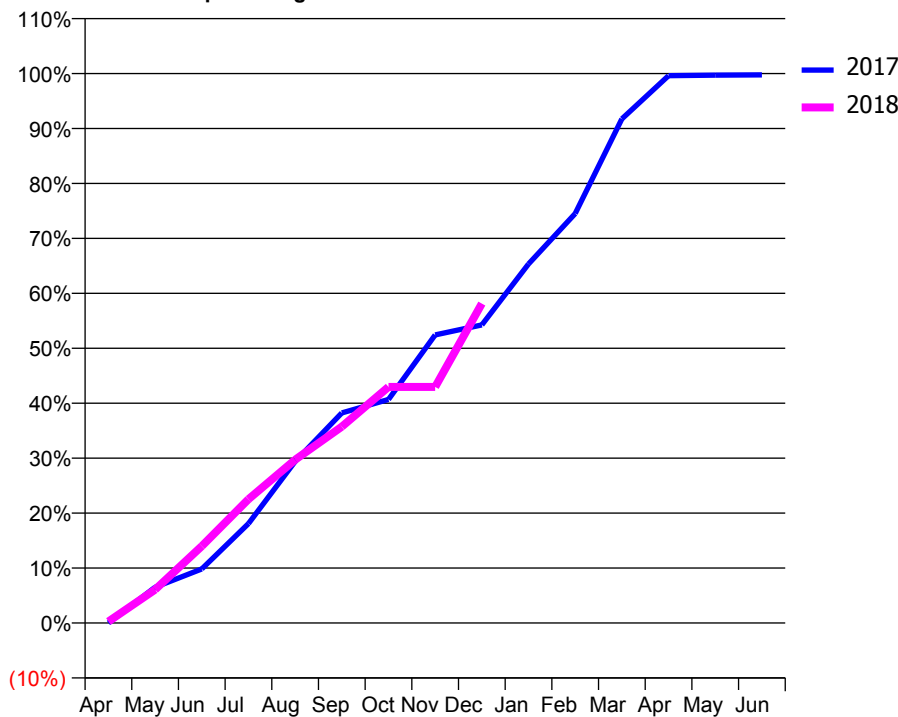
### ACCESS\*

Patients seen in 24 months	Total	Change since previous quarter
Quarter ending December 2016	750	
Quarter ending March 2017	758	→
Quarter ending June 2017	745	↓
Quarter ending September 2017	747	→
Quarter ending December 2017	759	→
<b>Variance since December 2016</b>	<b>1.2%</b>	<b>→</b>



### ACTIVITY

Cumulative percentage of contracted UDA delivered 2017 & 2018



Adjusted Scheduled Activity (UDA)

Month	2017	2018
April	0	6
May	144	134
June	217	308
July	399	497
August	648	655
September	842	787
October	897	947
November	1,155	947
December	1,196	1,281
January	1,440	
February	1,642	
March	2,022	
April	2,195	
May	2,197	
June	2,198	

### QUALITY

	Quantity	Base Number	Contract	LHB	Wales
% of FP17s for the same patient ID Re-attending within 3 months - Children	34	401	8.5%	9.6%	11.0%
% of FP17s for the same patient ID Re-attending within 3 months - Adults	25	293	8.5%	14.4%	16.1%
% of FP17s for the same patient ID Re-attending between 3 & 9 months - Children	224	401	55.9%	54.4%	58.9%
% of FP17s for the same patient ID Re-attending between 3 & 9 months - Adults	149	293	50.9%	51.5%	55.2%
% of FP17s for Band 1 Urgent Courses	26	634	4.1%	9.2%	9.0%
% of FP17s Relating to Free Repair or Replacements	0	634	0.0%	0.8%	0.7%
% of FP17s Relating to Continuations	0	634	0.0%	0.7%	0.8%
% of Patients satisfied with the dentistry they have received	1	1	N/A	93.3%	91.9%
% of Patients satisfied with the time they had to wait for an appointment	1	1	N/A	89.3%	87.9%

\* This is based on patients treated on this contract for their most recent course of treatment. Figures in italics indicate the base number of FP17s or Patient Questionnaire responses are less than 100. N/A is shown where the base number of responses is less than 10 during the period. % is calculated as Quantity/Base number\*100



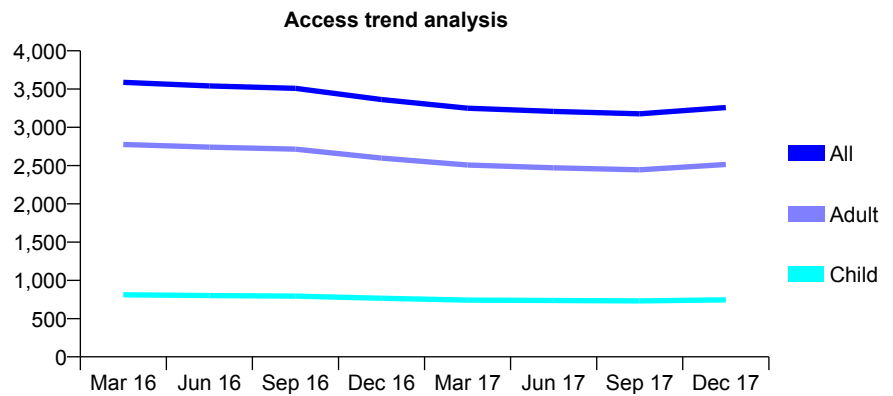
## 7A3 - Vital Signs At a Glance Contract Report for 949825/0001 - December 2017

Name or company name	MR DJ WILLIAMS
Contract type name	GDS Contract
Purpose of contract	General
Contract start date	01/09/2008
Contract end date	

17/18 Contracted general activity (UDA)	9,500
Carry forward general activity (UDA)	0
17/18 Contracted orthodontic activity (UOA)	0
Carry forward orthodontic activity (UOA)	0
Baseline contract value	£224,614.56

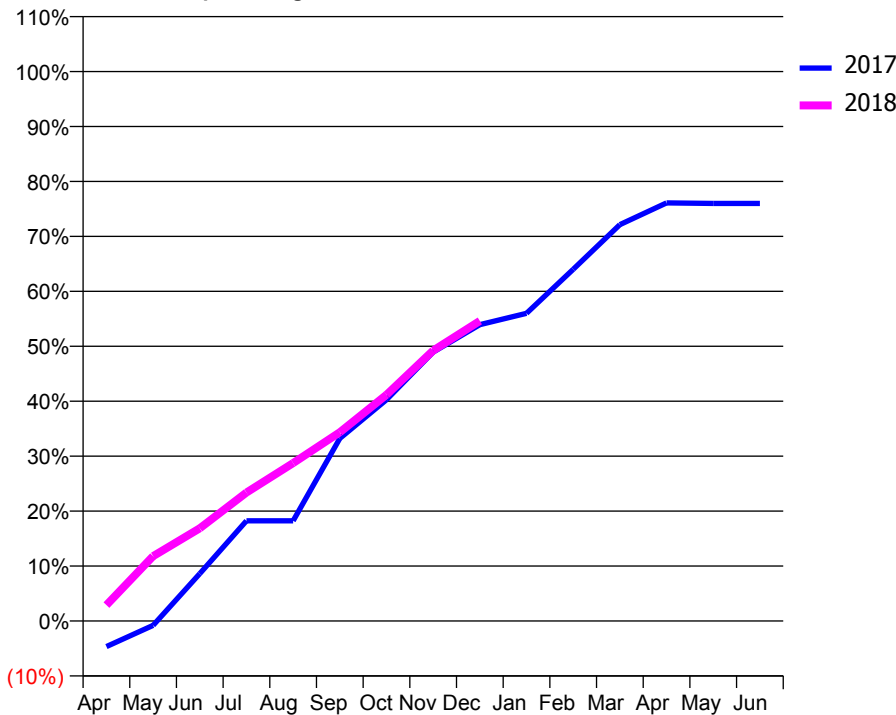
### ACCESS\*

Patients seen in 24 months	Total	Change since previous quarter
Quarter ending December 2016	3,363	
Quarter ending March 2017	3,249	↓
Quarter ending June 2017	3,208	↓
Quarter ending September 2017	3,176	→
Quarter ending December 2017	3,259	↑
<b>Variance since December 2016</b>	<b>(3.1%)</b>	<b>↓</b>



### ACTIVITY

Cumulative percentage of contracted UDA delivered 2017 & 2018



Month	Adjusted Scheduled Activity (UDA)	
	2017	2018
April	-559	275
May	-97	1,121
June	1,030	1,604
July	2,178	2,220
August	2,178	2,731
September	3,969	3,263
October	4,810	3,910
November	5,844	4,677
December	6,441	5,188
January	6,686	
February	7,642	
March	8,612	
April	9,085	
May	9,073	
June	9,073	

### QUALITY

	Quantity	Base Number	Contract	LHB	Wales
% of FP17s for the same patient ID Re-attending within 3 months - Children	36	808	4.5%	9.6%	11.0%
% of FP17s for the same patient ID Re-attending within 3 months - Adults	241	2,039	11.8%	14.4%	16.1%
% of FP17s for the same patient ID Re-attending between 3 & 9 months - Children	514	808	63.6%	54.4%	58.9%
% of FP17s for the same patient ID Re-attending between 3 & 9 months - Adults	1,157	2,039	56.7%	51.5%	55.2%
% of FP17s for Band 1 Urgent Courses	179	2,658	6.7%	9.2%	9.0%
% of FP17s Relating to Free Repair or Replacements	27	2,658	1.0%	0.8%	0.7%
% of FP17s Relating to Continuations	19	2,658	0.7%	0.7%	0.8%
% of Patients satisfied with the dentistry they have received	10	13	76.9%	93.3%	91.9%
% of Patients satisfied with the time they had to wait for an appointment	9	13	69.2%	89.3%	87.9%

\* This is based on patients treated on this contract for their most recent course of treatment. Figures in italics indicate the base number of FP17s or Patient Questionnaire responses are less than 100. N/A is shown where the base number of responses is less than 10 during the period. % is calculated as Quantity/Base number\*100

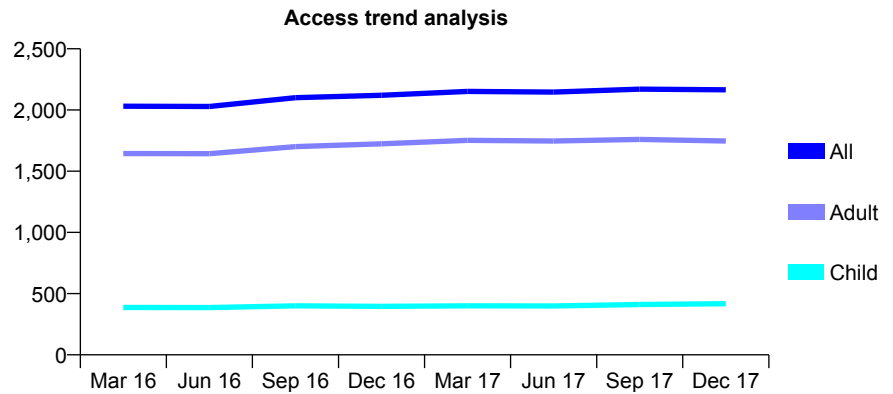
## 7A3 - Vital Signs At a Glance Contract Report for 999172/0001 - December 2017

Name or company name	MR B AARON
Contract type name	GDS Contract
Purpose of contract	General
Contract start date	01/04/2006
Contract end date	

17/18 Contracted general activity (UDA)	5,750
Carry forward general activity (UDA)	0
17/18 Contracted orthodontic activity (UOA)	0
Carry forward orthodontic activity (UOA)	0
Baseline contract value	£141,445.40

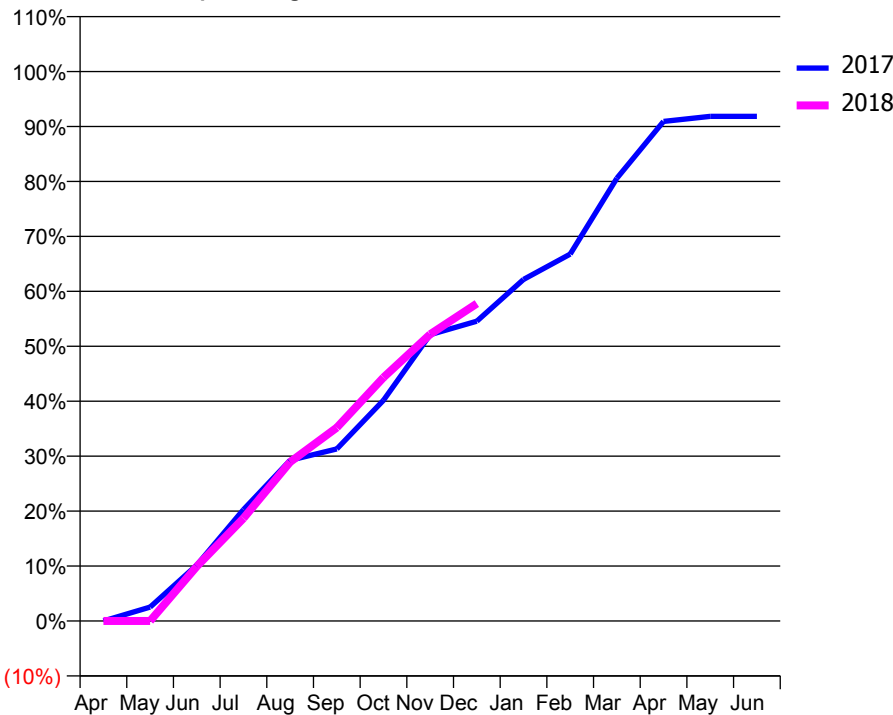
### ACCESS\*

Patients seen in 24 months	Total	Change since previous quarter
Quarter ending December 2016	2,120	
Quarter ending March 2017	2,152	→
Quarter ending June 2017	2,146	→
Quarter ending September 2017	2,171	→
Quarter ending December 2017	2,165	→
<b>Variance since December 2016</b>	<b>2.1%</b>	<b>↑</b>



### ACTIVITY

Cumulative percentage of contracted UDA delivered 2017 & 2018



Month	Adjusted Scheduled Activity (UDA)	
	2017	2018
April	0	0
May	146	0
June	585	571
July	1,166	1,075
August	1,682	1,664
September	1,800	2,024
October	2,310	2,548
November	2,996	3,000
December	3,137	3,322
January	3,574	
February	3,839	
March	4,633	
April	5,228	
May	5,281	
June	5,281	

### QUALITY

	Quantity	Base Number	Contract	LHB	Wales
% of FP17s for the same patient ID Re-attending within 3 months - Children	10	449	2.2%	9.6%	11.0%
% of FP17s for the same patient ID Re-attending within 3 months - Adults	38	1,660	2.3%	14.4%	16.1%
% of FP17s for the same patient ID Re-attending between 3 & 9 months - Children	250	449	55.7%	54.4%	58.9%
% of FP17s for the same patient ID Re-attending between 3 & 9 months - Adults	936	1,660	56.4%	51.5%	55.2%
% of FP17s for Band 1 Urgent Courses	29	1,795	1.6%	9.2%	9.0%
% of FP17s Relating to Free Repair or Replacements	8	1,795	0.4%	0.8%	0.7%
% of FP17s Relating to Continuations	0	1,795	0.0%	0.7%	0.8%
% of Patients satisfied with the dentistry they have received	5	7	N/A	93.3%	91.9%
% of Patients satisfied with the time they had to wait for an appointment	5	7	N/A	89.3%	87.9%

\* This is based on patients treated on this contract for their most recent course of treatment. Figures in italics indicate the base number of FP17s or Patient Questionnaire responses are less than 100. N/A is shown where the base number of responses is less than 10 during the period. % is calculated as Quantity/Base number\*100

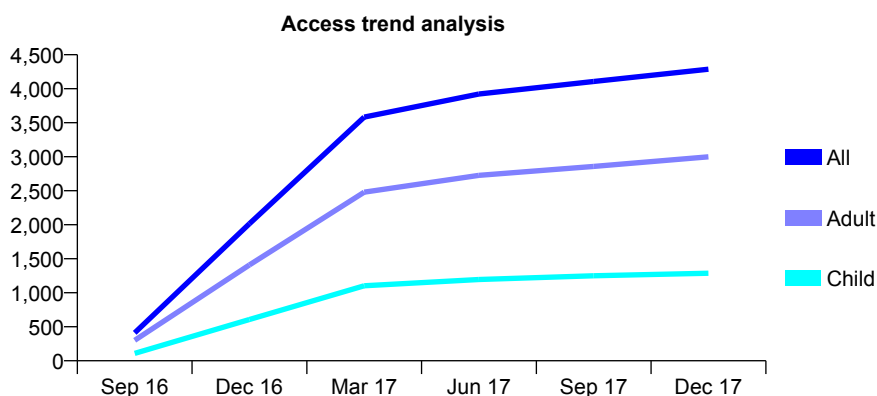
## 7A4 - Vital Signs At a Glance Contract Report for 100209/0000 - December 2017

Name or company name	E M Roberts & K E Palmer
Contract type name	GDS Contract
Purpose of contract	General
Contract start date	01/09/2016
Contract end date	

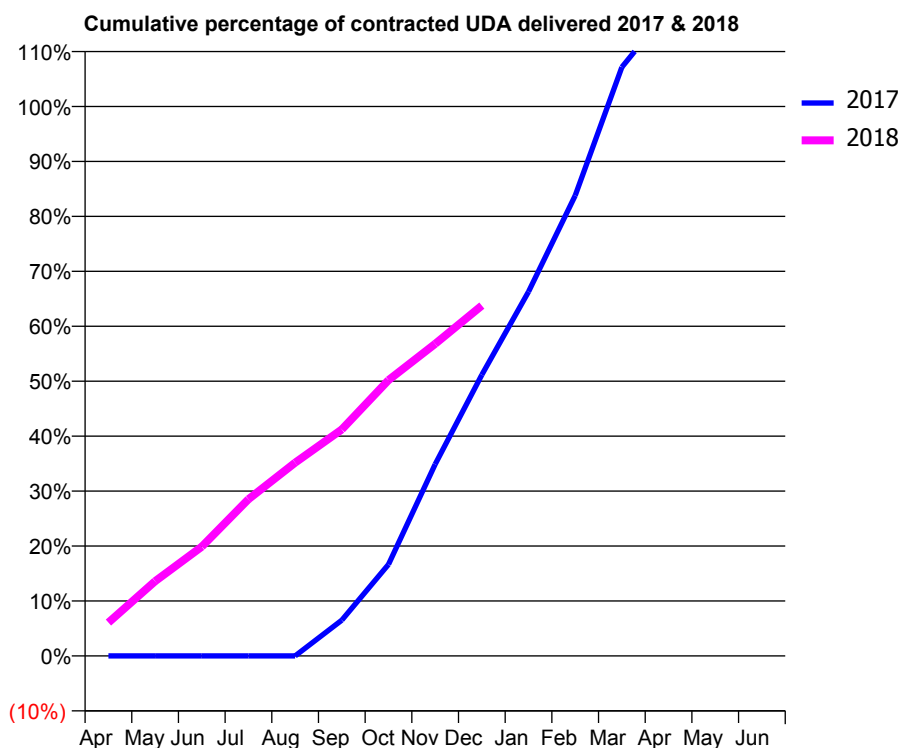
17/18 Contracted general activity (UDA)	14,863
Carry forward general activity (UDA)	-670
17/18 Contracted orthodontic activity (UOA)	0
Carry forward orthodontic activity (UOA)	0
Baseline contract value	£337,594.70

### ACCESS\*

Patients seen in 24 months	Total	Change since previous quarter
Quarter ending December 2016	2,015	
Quarter ending March 2017	3,583	↑
Quarter ending June 2017	3,922	↑
Quarter ending September 2017	4,107	↑
Quarter ending December 2017	4,287	↑
<b>Variance since December 2016</b>	<b>112.8%</b>	<b>↑</b>



### ACTIVITY



Month	Adjusted Scheduled Activity (UDA)	
	2017	2018
April	0	903
May	0	2,022
June	0	2,955
July	0	4,240
August	0	5,228
September	495	6,125
October	1,268	7,459
November	2,654	8,443
December	3,892	9,476
January	5,043	
February	6,375	
March	8,153	
April	8,940	
May	8,932	
June	8,947	

### QUALITY

	Quantity	Base Number	Contract	LHB	Wales
% of FP17s for the same patient ID Re-attending within 3 months - Children	79	1,520	5.2%	8.7%	11.0%
% of FP17s for the same patient ID Re-attending within 3 months - Adults	493	3,598	13.7%	15.6%	16.1%
% of FP17s for the same patient ID Re-attending between 3 & 9 months - Children	1,014	1,520	66.7%	56.9%	58.9%
% of FP17s for the same patient ID Re-attending between 3 & 9 months - Adults	2,267	3,598	63.0%	54.8%	55.2%
% of FP17s for Band 1 Urgent Courses	245	4,771	5.1%	9.2%	9.0%
% of FP17s Relating to Free Repair or Replacements	59	4,771	1.2%	0.7%	0.7%
% of FP17s Relating to Continuations	16	4,771	0.3%	0.9%	0.8%
% of Patients satisfied with the dentistry they have received	22	22	100.0%	91.4%	91.9%
% of Patients satisfied with the time they had to wait for an appointment	19	22	86.4%	88.0%	87.9%

\* This is based on patients treated on this contract for their most recent course of treatment. Figures in italics indicate the base number of FP17s or Patient Questionnaire responses are less than 100. N/A is shown where the base number of responses is less than 10 during the period. % is calculated as Quantity/Base number\*100

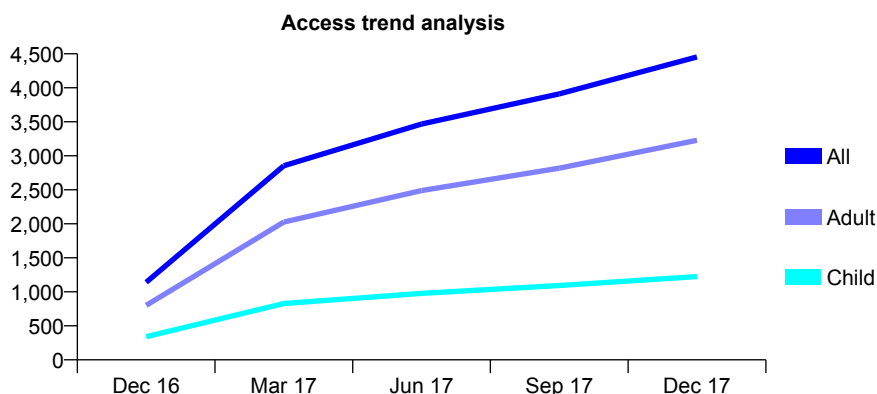
## 7A4 - Vital Signs At a Glance Contract Report for 100224/0000 - December 2017

Name or company name	Gwena Ltd
Contract type name	GDS Contract
Purpose of contract	General
Contract start date	01/11/2016
Contract end date	

17/18 Contracted general activity (UDA)	16,962
Carry forward general activity (UDA)	51
17/18 Contracted orthodontic activity (UOA)	0
Carry forward orthodontic activity (UOA)	0
Baseline contract value	£425,329.73

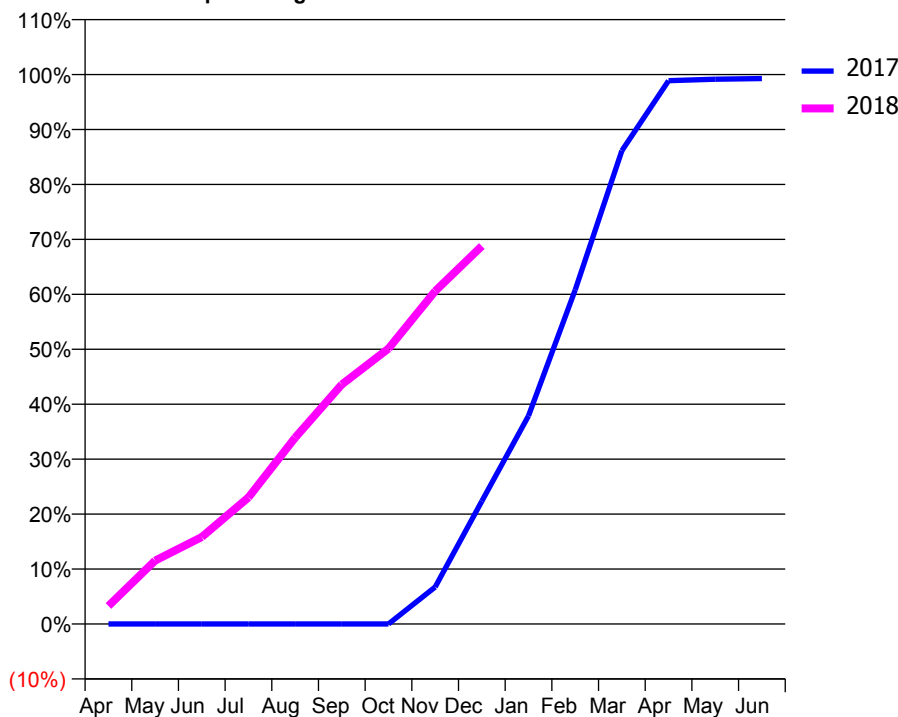
### ACCESS\*

Patients seen in 24 months	Total	Change since previous quarter
Quarter ending December 2016	1,141	
Quarter ending March 2017	2,854	↑
Quarter ending June 2017	3,468	↑
Quarter ending September 2017	3,911	↑
Quarter ending December 2017	4,453	↑
<b>Variance since December 2016</b>	<b>290.3%</b>	<b>↑</b>



### ACTIVITY

Cumulative percentage of contracted UDA delivered 2017 & 2018



Adjusted Scheduled Activity (UDA)

Month	2017	2018
April	0	559
May	0	1,957
June	0	2,686
July	0	3,910
August	0	5,751
September	0	7,393
October	0	8,500
November	476	10,276
December	1,580	11,668
January	2,679	
February	4,298	
March	6,088	
April	6,989	
May	7,007	
June	7,017	

### QUALITY

	Quantity	Base Number	Contract	LHB	Wales
% of FP17s for the same patient ID Re-attending within 3 months - Children	78	1,470	5.3%	8.7%	11.0%
% of FP17s for the same patient ID Re-attending within 3 months - Adults	509	3,860	13.2%	15.6%	16.1%
% of FP17s for the same patient ID Re-attending between 3 & 9 months - Children	809	1,470	55.0%	56.9%	58.9%
% of FP17s for the same patient ID Re-attending between 3 & 9 months - Adults	1,881	3,860	48.7%	54.8%	55.2%
% of FP17s for Band 1 Urgent Courses	257	5,061	5.1%	9.2%	9.0%
% of FP17s Relating to Free Repair or Replacements	48	5,061	0.9%	0.7%	0.7%
% of FP17s Relating to Continuations	9	5,061	0.2%	0.9%	0.8%
% of Patients satisfied with the dentistry they have received	15	16	93.8%	91.4%	91.9%
% of Patients satisfied with the time they had to wait for an appointment	15	16	93.8%	88.0%	87.9%

\* This is based on patients treated on this contract for their most recent course of treatment. Figures in italics indicate the base number of FP17s or Patient Questionnaire responses are less than 100. N/A is shown where the base number of responses is less than 10 during the period. % is calculated as Quantity/Base number\*100

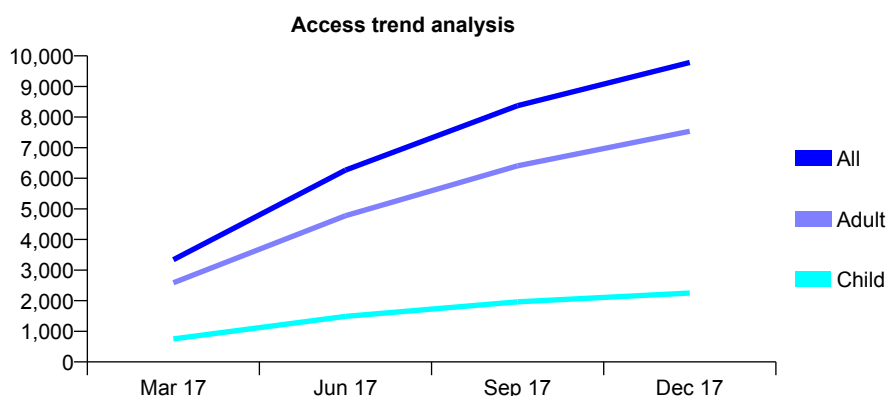
## 7A4 - Vital Signs At a Glance Contract Report for 100258/0000 - December 2017

Name or company name	Rodericks (Wales) Ltd
Contract type name	GDS Contract
Purpose of contract	General
Contract start date	01/01/2017
Contract end date	

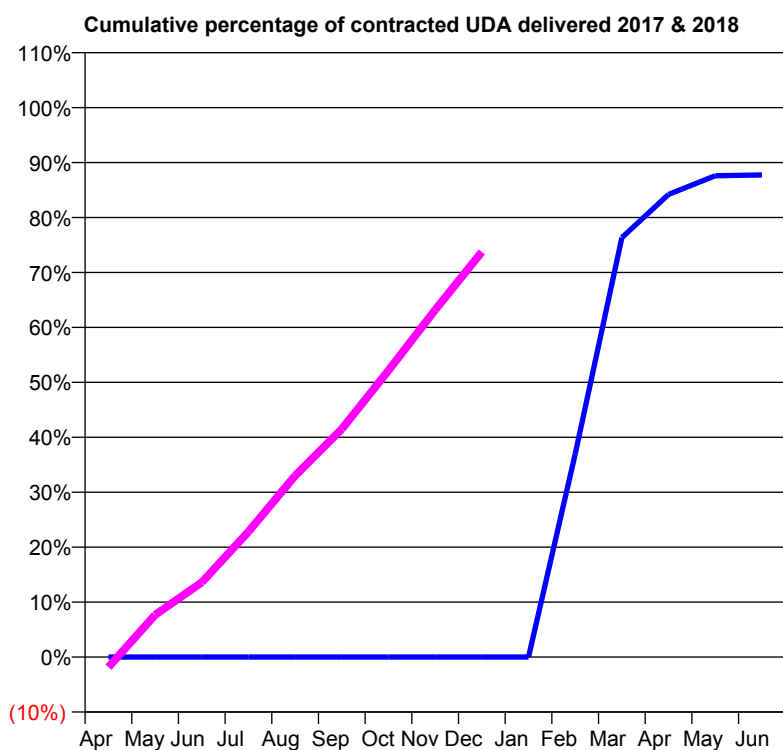
17/18 Contracted general activity (UDA)	34,629
Carry forward general activity (UDA)	646
17/18 Contracted orthodontic activity (UOA)	0
Carry forward orthodontic activity (UOA)	0
Baseline contract value	£900,737.29

### ACCESS\*

Patients seen in 24 months	Total	Change since previous quarter
Quarter ending December 2016	0	
Quarter ending March 2017	3,340	
Quarter ending June 2017	6,268	↑
Quarter ending September 2017	8,372	↑
Quarter ending December 2017	9,786	↑
Variance since December 2016	N/A	



### ACTIVITY



Month	Adjusted Scheduled Activity (UDA)	
	2017	2018
April	0	-646
May	0	2,660
June	0	4,707
July	0	7,906
August	0	11,434
September	0	14,375
October	0	18,059
November	0	21,880
December	0	25,533
January	0	
February	3,198	
March	6,608	
April	7,289	
May	7,582	
June	7,596	

### QUALITY

	Quantity	Base Number	Contract	LHB	Wales
% of FP17s for the same patient ID Re-attending within 3 months - Children	225	2,942	7.6%	8.7%	11.0%
% of FP17s for the same patient ID Re-attending within 3 months - Adults	1,909	10,788	17.7%	15.6%	16.1%
% of FP17s for the same patient ID Re-attending between 3 & 9 months - Children	996	2,942	33.9%	56.9%	58.9%
% of FP17s for the same patient ID Re-attending between 3 & 9 months - Adults	3,532	10,788	32.7%	54.8%	55.2%
% of FP17s for Band 1 Urgent Courses	1,381	13,163	10.5%	9.2%	9.0%
% of FP17s Relating to Free Repair or Replacements	78	13,163	0.6%	0.7%	0.7%
% of FP17s Relating to Continuations	84	13,163	0.6%	0.9%	0.8%
% of Patients satisfied with the dentistry they have received	22	24	91.7%	91.4%	91.9%
% of Patients satisfied with the time they had to wait for an appointment	20	24	83.3%	88.0%	87.9%

\* This is based on patients treated on this contract for their most recent course of treatment. Figures in italics indicate the base number of FP17s or Patient Questionnaire responses are less than 100. N/A is shown where the base number of responses is less than 10 during the period. % is calculated as Quantity/Base number\*100

## 7A4 - Vital Signs At a Glance Contract Report for 100518/0000 - December 2017


Name or company name	Gwena Ltd
Contract type name	PDS Contract
Purpose of contract	General
Contract start date	01/04/2017
Contract end date	31/03/2019

17/18 Contracted general activity (UDA)	206
Carry forward general activity (UDA)	0
17/18 Contracted orthodontic activity (UOA)	0
Carry forward orthodontic activity (UOA)	0
Baseline contract value	£5,036.70

### ACCESS\*

Patients seen in 24 months	Total	Change since previous quarter
Quarter ending December 2016	0	
Quarter ending March 2017	0	
Quarter ending June 2017	0	
Quarter ending September 2017	0	
Quarter ending December 2017	6	↑
<b>Variance since December 2016</b>	N/A	

### Access trend analysis



### ACTIVITY

#### Cumulative percentage of contracted UDA delivered 2017 & 2018



Month	Adjusted Scheduled Activity (UDA)	
	2017	2018
April	0	0
May	0	0
June	0	0
July	0	0
August	0	0
September	0	0
October	0	0
November	0	7
December	0	19
January	0	
February	0	
March	0	
April	0	
May	0	
June	0	

### QUALITY

	Quantity	Base Number	Contract	LHB	Wales
% of FP17s for the same patient ID Re-attending within 3 months - Children	0	0	N/A	8.7%	11.0%
% of FP17s for the same patient ID Re-attending within 3 months - Adults	0	4	0.0%	15.6%	16.1%
% of FP17s for the same patient ID Re-attending between 3 & 9 months - Children	0	0	N/A	56.9%	58.9%
% of FP17s for the same patient ID Re-attending between 3 & 9 months - Adults	0	4	0.0%	54.8%	55.2%
% of FP17s for Band 1 Urgent Courses	0	4	0.0%	9.2%	9.0%
% of FP17s Relating to Free Repair or Replacements	0	4	0.0%	0.7%	0.7%
% of FP17s Relating to Continuations	0	4	0.0%	0.9%	0.8%
% of Patients satisfied with the dentistry they have received	0	0	N/A	91.4%	91.9%
% of Patients satisfied with the time they had to wait for an appointment	0	0	N/A	88.0%	87.9%

\* This is based on patients treated on this contract for their most recent course of treatment. Figures in italics indicate the base number of FP17s or Patient Questionnaire responses are less than 100. N/A is shown where the base number of responses is less than 10 during the period. % is calculated as Quantity/Base number\*100

## 7A4 - Vital Signs At a Glance Contract Report for 100519/0000 - December 2017

Name or company name	OASIS DENTAL CARE LTD
Contract type name	GDS Contract
Purpose of contract	General
Contract start date	01/10/2017
Contract end date	

17/18 Contracted general activity (UDA)	11,277
Carry forward general activity (UDA)	0
17/18 Contracted orthodontic activity (UOA)	0
Carry forward orthodontic activity (UOA)	0
Baseline contract value	£288,782.73

### ACCESS\*

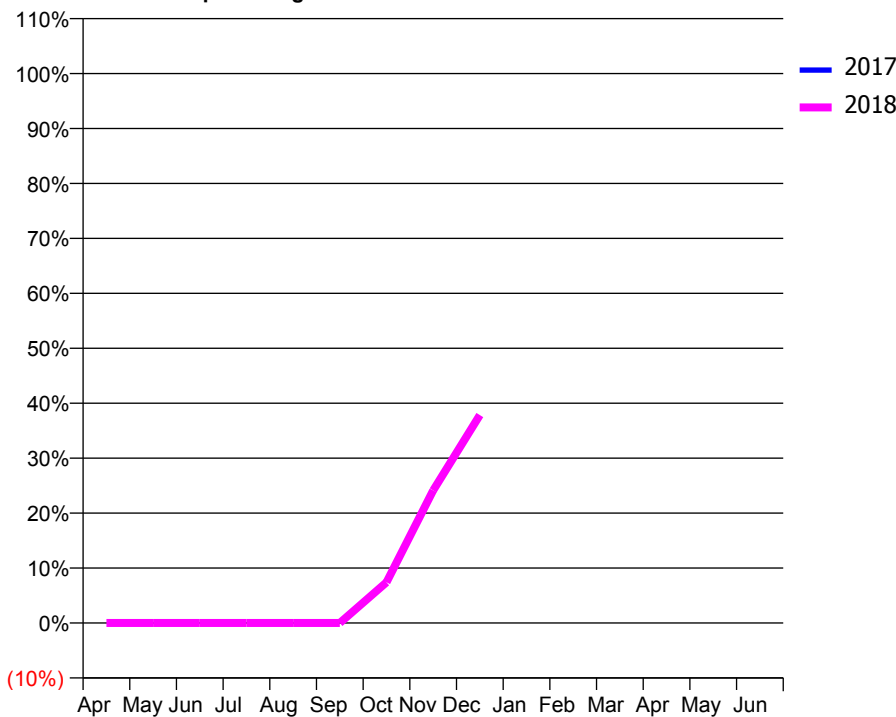
Patients seen in 24 months	Total	Change since previous quarter
Quarter ending December 2016	0	
Quarter ending March 2017	0	
Quarter ending June 2017	0	
Quarter ending September 2017	0	
Quarter ending December 2017	2,665	↑
Variance since December 2016	N/A	

### Access trend analysis



### ACTIVITY

#### Cumulative percentage of contracted UDA delivered 2017 & 2018



Month	Adjusted Scheduled Activity (UDA)	
	2017	2018
April	0	0
May	0	0
June	0	0
July	0	0
August	0	0
September	0	0
October	0	837
November	0	2,721
December	0	4,269
January	0	
February	0	
March	0	
April	0	
May	0	
June	0	

### QUALITY

	Quantity	Base Number	Contract	LHB	Wales
% of FP17s for the same patient ID Re-attending within 3 months - Children	9	733	1.2%	8.7%	11.0%
% of FP17s for the same patient ID Re-attending within 3 months - Adults	85	1,848	4.6%	15.6%	16.1%
% of FP17s for the same patient ID Re-attending between 3 & 9 months - Children	0	733	0.0%	56.9%	58.9%
% of FP17s for the same patient ID Re-attending between 3 & 9 months - Adults	0	1,848	0.0%	54.8%	55.2%
% of FP17s for Band 1 Urgent Courses	205	2,581	7.9%	9.2%	9.0%
% of FP17s Relating to Free Repair or Replacements	7	2,581	0.3%	0.7%	0.7%
% of FP17s Relating to Continuations	3	2,581	0.1%	0.9%	0.8%
% of Patients satisfied with the dentistry they have received	3	3	N/A	91.4%	91.9%
% of Patients satisfied with the time they had to wait for an appointment	3	3	N/A	88.0%	87.9%

\* This is based on patients treated on this contract for their most recent course of treatment. Figures in italics indicate the base number of FP17s or Patient Questionnaire responses are less than 100. N/A is shown where the base number of responses is less than 10 during the period. % is calculated as Quantity/Base number\*100

## 7A4 - Vital Signs At a Glance Contract Report for 100543/0000 - December 2017


Name or company name	Gwena Ltd
Contract type name	PDS Contract
Purpose of contract	General
Contract start date	01/11/2017
Contract end date	31/10/2022

17/18 Contracted general activity (UDA)	624
Carry forward general activity (UDA)	0
17/18 Contracted orthodontic activity (UOA)	0
Carry forward orthodontic activity (UOA)	0
Baseline contract value	£18,009.94

### ACCESS\*

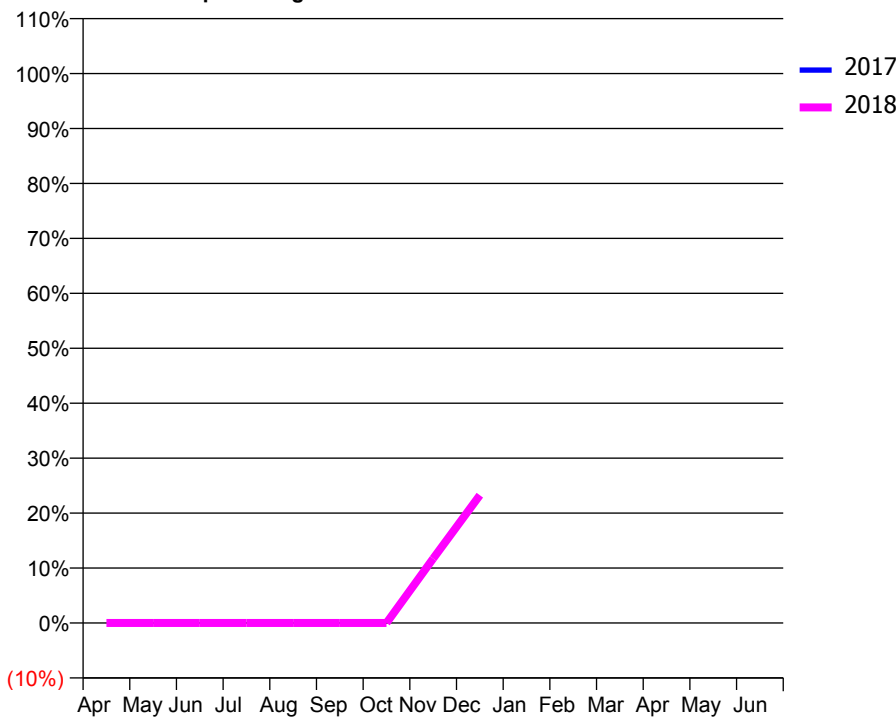
Patients seen in 24 months	Total	Change since previous quarter
Quarter ending December 2016	0	
Quarter ending March 2017	0	
Quarter ending June 2017	0	
Quarter ending September 2017	0	
Quarter ending December 2017	101	↑
Variance since December 2016	N/A	

### Access trend analysis



### ACTIVITY

#### Cumulative percentage of contracted UDA delivered 2017 & 2018



Month	Adjusted Scheduled Activity (UDA)	
	2017	2018
April	0	0
May	0	0
June	0	0
July	0	0
August	0	0
September	0	0
October	0	0
November	0	73
December	0	145
January	0	
February	0	
March	0	
April	0	
May	0	
June	0	

### QUALITY

	Quantity	Base Number	Contract	LHB	Wales
% of FP17s for the same patient ID Re-attending within 3 months - Children	0	3	0.0%	8.7%	11.0%
% of FP17s for the same patient ID Re-attending within 3 months - Adults	3	112	2.7%	15.6%	16.1%
% of FP17s for the same patient ID Re-attending between 3 & 9 months - Children	0	3	0.0%	56.9%	58.9%
% of FP17s for the same patient ID Re-attending between 3 & 9 months - Adults	0	112	0.0%	54.8%	55.2%
% of FP17s for Band 1 Urgent Courses	111	115	96.5%	9.2%	9.0%
% of FP17s Relating to Free Repair or Replacements	0	115	0.0%	0.7%	0.7%
% of FP17s Relating to Continuations	0	115	0.0%	0.9%	0.8%
% of Patients satisfied with the dentistry they have received	0	0	N/A	91.4%	91.9%
% of Patients satisfied with the time they had to wait for an appointment	0	0	N/A	88.0%	87.9%

\* This is based on patients treated on this contract for their most recent course of treatment. Figures in italics indicate the base number of FP17s or Patient Questionnaire responses are less than 100. N/A is shown where the base number of responses is less than 10 during the period. % is calculated as Quantity/Base number\*100



## 7A4 - Vital Signs At a Glance Contract Report for 100546/0000 - December 2017


Name or company name	MISS A WICKRAMASINGHE
Contract type name	PDS Contract
Purpose of contract	General
Contract start date	01/11/2017
Contract end date	31/10/2022

17/18 Contracted general activity (UDA)	250
Carry forward general activity (UDA)	0
17/18 Contracted orthodontic activity (UOA)	0
Carry forward orthodontic activity (UOA)	0
Baseline contract value	£7,203.98

### ACCESS\*

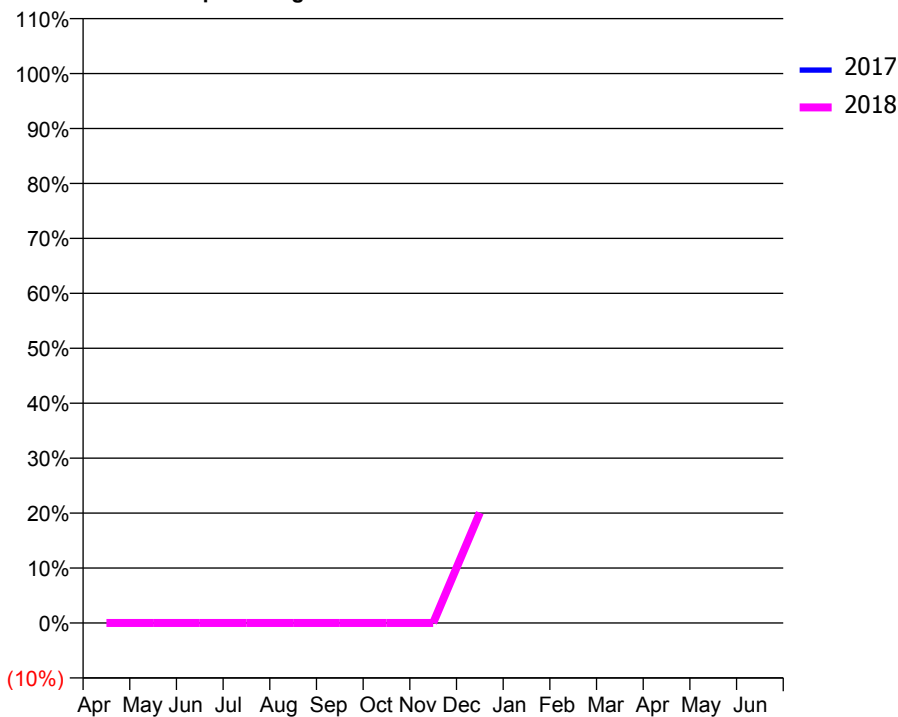
Patients seen in 24 months	Total	Change since previous quarter
Quarter ending December 2016	0	
Quarter ending March 2017	0	
Quarter ending June 2017	0	
Quarter ending September 2017	0	
Quarter ending December 2017	40	↑
Variance since December 2016	N/A	

### Access trend analysis



### ACTIVITY

#### Cumulative percentage of contracted UDA delivered 2017 & 2018



#### Adjusted Scheduled Activity (UDA)

Month	2017	2018
April	0	0
May	0	0
June	0	0
July	0	0
August	0	0
September	0	0
October	0	0
November	0	0
December	0	50
January	0	
February	0	
March	0	
April	0	
May	0	
June	0	

### QUALITY

	Quantity	Base Number	Contract	LHB	Wales
% of FP17s for the same patient ID Re-attending within 3 months - Children	0	0	N/A	8.7%	11.0%
% of FP17s for the same patient ID Re-attending within 3 months - Adults	3	42	7.1%	15.6%	16.1%
% of FP17s for the same patient ID Re-attending between 3 & 9 months - Children	0	0	N/A	56.9%	58.9%
% of FP17s for the same patient ID Re-attending between 3 & 9 months - Adults	0	42	0.0%	54.8%	55.2%
% of FP17s for Band 1 Urgent Courses	41	42	97.6%	9.2%	9.0%
% of FP17s Relating to Free Repair or Replacements	0	42	0.0%	0.7%	0.7%
% of FP17s Relating to Continuations	0	42	0.0%	0.9%	0.8%
% of Patients satisfied with the dentistry they have received	0	0	N/A	91.4%	91.9%
% of Patients satisfied with the time they had to wait for an appointment	0	0	N/A	88.0%	87.9%

\* This is based on patients treated on this contract for their most recent course of treatment. Figures in italics indicate the base number of FP17s or Patient Questionnaire responses are less than 100. N/A is shown where the base number of responses is less than 10 during the period. % is calculated as Quantity/Base number\*100

## 7A4 - Vital Signs At a Glance Contract Report for 100547/0000 - December 2017


Name or company name	Eifion Roberts & Bharat Nagrani
Contract type name	GDS Contract
Purpose of contract	General
Contract start date	01/11/2017
Contract end date	

17/18 Contracted general activity (UDA)	883
Carry forward general activity (UDA)	0
17/18 Contracted orthodontic activity (UOA)	0
Carry forward orthodontic activity (UOA)	0
Baseline contract value	£26,030.99

### ACCESS\*

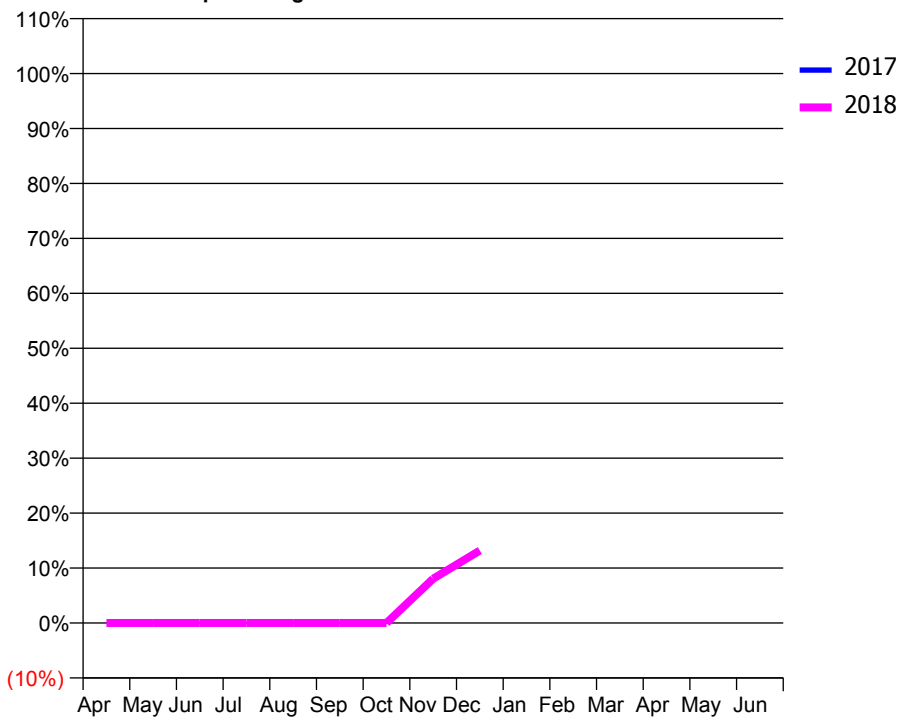
Patients seen in 24 months	Total	Change since previous quarter
Quarter ending December 2016	0	
Quarter ending March 2017	0	
Quarter ending June 2017	0	
Quarter ending September 2017	0	
Quarter ending December 2017	117	↑
<b>Variance since December 2016</b>	N/A	

### Access trend analysis



### ACTIVITY

#### Cumulative percentage of contracted UDA delivered 2017 & 2018



Month	Adjusted Scheduled Activity (UDA)	
	2017	2018
April	0	0
May	0	0
June	0	0
July	0	0
August	0	0
September	0	0
October	0	0
November	0	71
December	0	116
January	0	
February	0	
March	0	
April	0	
May	0	
June	0	

### QUALITY

	Quantity	Base Number	Contract	LHB	Wales
% of FP17s for the same patient ID Re-attending within 3 months - Children	1	98	1.0%	8.7%	11.0%
% of FP17s for the same patient ID Re-attending within 3 months - Adults	0	0	N/A	15.6%	16.1%
% of FP17s for the same patient ID Re-attending between 3 & 9 months - Children	0	98	0.0%	56.9%	58.9%
% of FP17s for the same patient ID Re-attending between 3 & 9 months - Adults	0	0	N/A	54.8%	55.2%
% of FP17s for Band 1 Urgent Courses	2	98	2.0%	9.2%	9.0%
% of FP17s Relating to Free Repair or Replacements	0	98	0.0%	0.7%	0.7%
% of FP17s Relating to Continuations	0	98	0.0%	0.9%	0.8%
% of Patients satisfied with the dentistry they have received	0	0	N/A	91.4%	91.9%
% of Patients satisfied with the time they had to wait for an appointment	0	0	N/A	88.0%	87.9%

\* This is based on patients treated on this contract for their most recent course of treatment. Figures in italics indicate the base number of FP17s or Patient Questionnaire responses are less than 100. N/A is shown where the base number of responses is less than 10 during the period. % is calculated as Quantity/Base number\*100

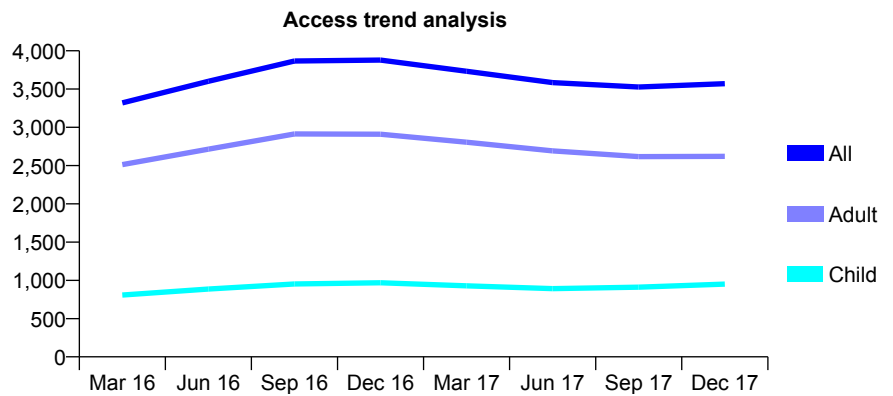
## 7A4 - Vital Signs At a Glance Contract Report for 101338/0151 - December 2017

Name or company name	Whitecross Dental Care Limited
Contract type name	GDS Contract
Purpose of contract	General
Contract start date	01/11/2014
Contract end date	

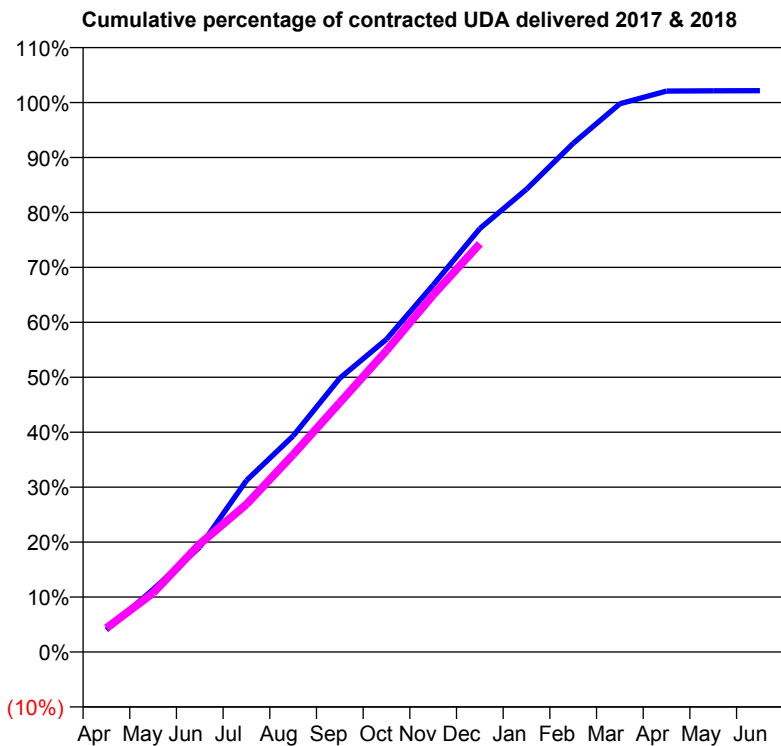
17/18 Contracted general activity (UDA)	11,700
Carry forward general activity (UDA)	-252
17/18 Contracted orthodontic activity (UOA)	0
Carry forward orthodontic activity (UOA)	0
Baseline contract value	£285,181.43

### ACCESS\*

Patients seen in 24 months	Total	Change since previous quarter
Quarter ending December 2016	3,879	
Quarter ending March 2017	3,733	↓
Quarter ending June 2017	3,584	↓
Quarter ending September 2017	3,527	↓
Quarter ending December 2017	3,570	→
<b>Variance since December 2016</b>	<b>(8.0%)</b>	<b>↓</b>



### ACTIVITY



Month	Adjusted Scheduled Activity (UDA)	
	2017	2018
April	470	510
May	1,334	1,256
June	2,235	2,302
July	3,652	3,146
August	4,600	4,205
September	5,829	5,312
October	6,660	6,417
November	7,816	7,602
December	9,015	8,693
January	9,853	
February	10,829	
March	11,672	
April	11,944	
May	11,949	
June	11,952	

### QUALITY

	Quantity	Base Number	Contract	LHB	Wales
% of FP17s for the same patient ID Re-attending within 3 months - Children	26	903	2.9%	8.7%	11.0%
% of FP17s for the same patient ID Re-attending within 3 months - Adults	120	2,436	4.9%	15.6%	16.1%
% of FP17s for the same patient ID Re-attending between 3 & 9 months - Children	423	903	46.8%	56.9%	58.9%
% of FP17s for the same patient ID Re-attending between 3 & 9 months - Adults	1,476	2,436	60.6%	54.8%	55.2%
% of FP17s for Band 1 Urgent Courses	80	3,215	2.5%	9.2%	9.0%
% of FP17s Relating to Free Repair or Replacements	14	3,215	0.4%	0.7%	0.7%
% of FP17s Relating to Continuations	5	3,215	0.2%	0.9%	0.8%
% of Patients satisfied with the dentistry they have received	10	14	71.4%	91.4%	91.9%
% of Patients satisfied with the time they had to wait for an appointment	9	14	64.3%	88.0%	87.9%

\* This is based on patients treated on this contract for their most recent course of treatment. Figures in italics indicate the base number of FP17s or Patient Questionnaire responses are less than 100. N/A is shown where the base number of responses is less than 10 during the period. % is calculated as Quantity/Base number\*100

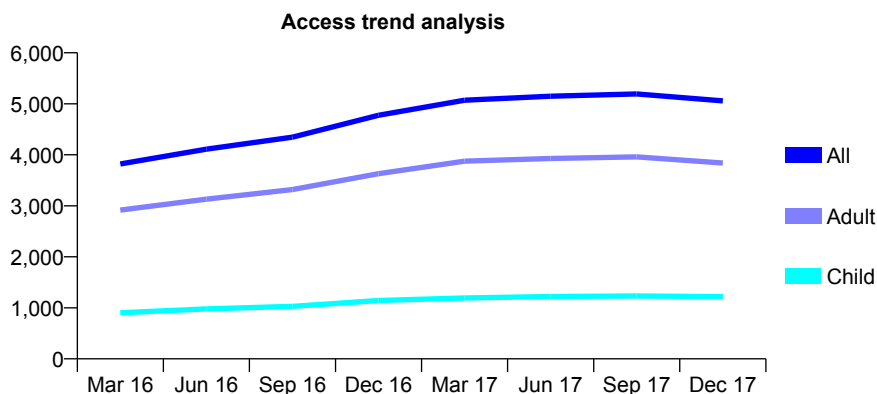
## 7A4 - Vital Signs At a Glance Contract Report for 101338/0152 - December 2017

Name or company name	Whitecross Dental Care Limited
Contract type name	GDS Contract
Purpose of contract	General
Contract start date	01/04/2015
Contract end date	

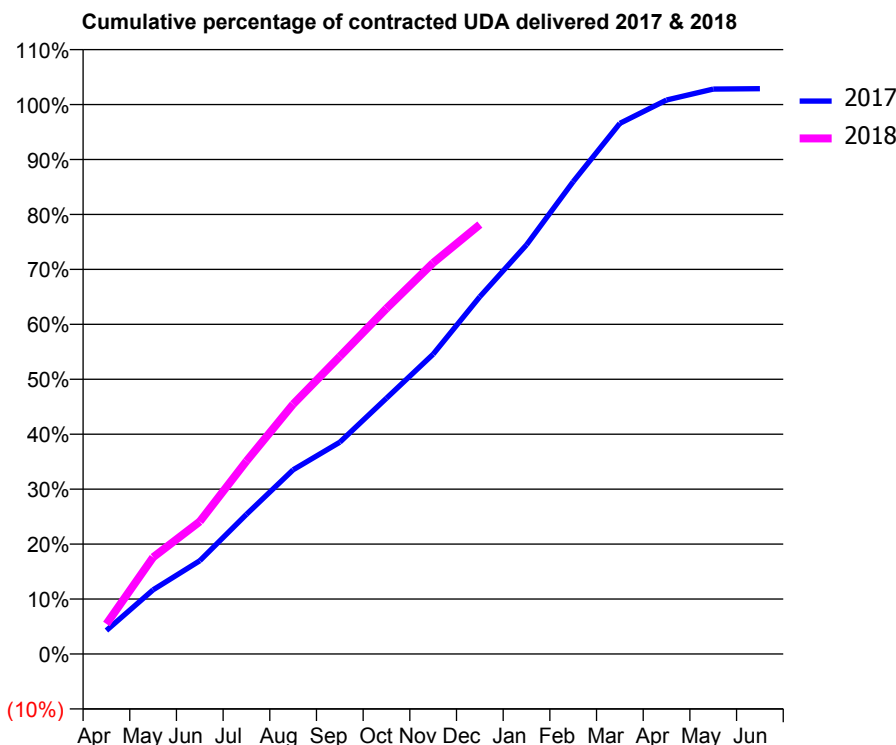
17/18 Contracted general activity (UDA)	13,434
Carry forward general activity (UDA)	-386
17/18 Contracted orthodontic activity (UOA)	0
Carry forward orthodontic activity (UOA)	0
Baseline contract value	£351,669.40

### ACCESS\*

Patients seen in 24 months	Total	Change since previous quarter
Quarter ending December 2016	4,775	
Quarter ending March 2017	5,070	↑
Quarter ending June 2017	5,150	→
Quarter ending September 2017	5,193	→
Quarter ending December 2017	5,058	↓
<b>Variance since December 2016</b>	<b>5.9%</b>	<b>↑</b>



### ACTIVITY



Month	Adjusted Scheduled Activity (UDA)	
	2017	2018
April	575	735
May	1,569	2,365
June	2,281	3,238
July	3,413	4,714
August	4,504	6,108
September	5,180	7,276
October	6,254	8,449
November	7,329	9,562
December	8,737	10,498
January	10,005	
February	11,549	
March	12,974	
April	13,544	
May	13,811	
June	13,820	

### QUALITY

	Quantity	Base Number	Contract	LHB	Wales
% of FP17s for the same patient ID Re-attending within 3 months - Children	43	1,114	3.9%	8.7%	11.0%
% of FP17s for the same patient ID Re-attending within 3 months - Adults	323	3,550	9.1%	15.6%	16.1%
% of FP17s for the same patient ID Re-attending between 3 & 9 months - Children	531	1,114	47.7%	56.9%	58.9%
% of FP17s for the same patient ID Re-attending between 3 & 9 months - Adults	1,789	3,550	50.4%	54.8%	55.2%
% of FP17s for Band 1 Urgent Courses	211	4,312	4.9%	9.2%	9.0%
% of FP17s Relating to Free Repair or Replacements	23	4,312	0.5%	0.7%	0.7%
% of FP17s Relating to Continuations	35	4,312	0.8%	0.9%	0.8%
% of Patients satisfied with the dentistry they have received	11	12	91.7%	91.4%	91.9%
% of Patients satisfied with the time they had to wait for an appointment	12	12	100.0%	88.0%	87.9%

\* This is based on patients treated on this contract for their most recent course of treatment. Figures in italics indicate the base number of FP17s or Patient Questionnaire responses are less than 100. N/A is shown where the base number of responses is less than 10 during the period. % is calculated as Quantity/Base number\*100

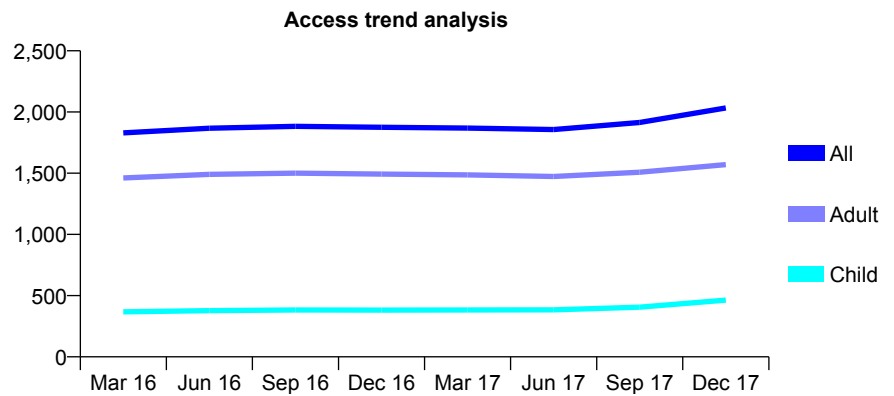
## 7A4 - Vital Signs At a Glance Contract Report for 104272/0001 - December 2017

Name or company name	Dragon Tears Limited
Contract type name	GDS Contract
Purpose of contract	General
Contract start date	01/07/2014
Contract end date	

17/18 Contracted general activity (UDA)	6,026
Carry forward general activity (UDA)	3
17/18 Contracted orthodontic activity (UOA)	0
Carry forward orthodontic activity (UOA)	0
Baseline contract value	£155,284.21

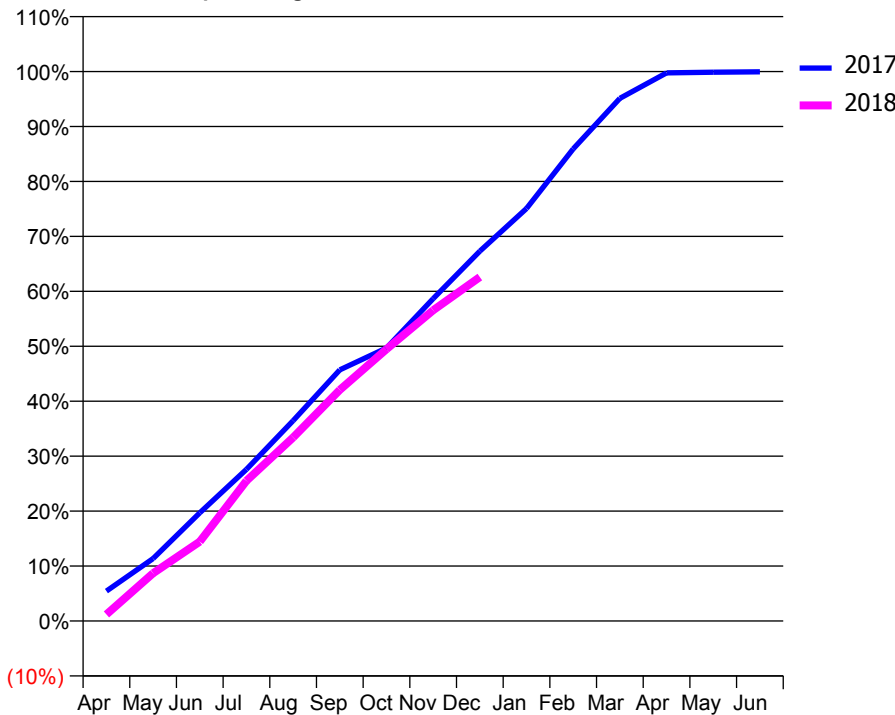
### ACCESS\*

Patients seen in 24 months	Total	Change since previous quarter
Quarter ending December 2016	1,875	
Quarter ending March 2017	1,869	→
Quarter ending June 2017	1,857	→
Quarter ending September 2017	1,914	↑
Quarter ending December 2017	2,033	↑
<b>Variance since December 2016</b>	<b>8.4%</b>	<b>↑</b>



### ACTIVITY

Cumulative percentage of contracted UDA delivered 2017 & 2018



Month	Adjusted Scheduled Activity (UDA)	
	2017	2018
April	328	72
May	686	525
June	1,187	870
July	1,663	1,538
August	2,197	2,013
September	2,755	2,535
October	2,994	2,981
November	3,535	3,408
December	4,055	3,772
January	4,524	
February	5,177	
March	5,732	
April	6,011	
May	6,018	
June	6,023	

### QUALITY

	Quantity	Base Number	Contract	LHB	Wales
% of FP17s for the same patient ID Re-attending within 3 months - Children	29	450	6.4%	8.7%	11.0%
% of FP17s for the same patient ID Re-attending within 3 months - Adults	314	1,686	18.6%	15.6%	16.1%
% of FP17s for the same patient ID Re-attending between 3 & 9 months - Children	185	450	41.1%	56.9%	58.9%
% of FP17s for the same patient ID Re-attending between 3 & 9 months - Adults	847	1,686	50.2%	54.8%	55.2%
% of FP17s for Band 1 Urgent Courses	220	2,023	10.9%	9.2%	9.0%
% of FP17s Relating to Free Repair or Replacements	8	2,023	0.4%	0.7%	0.7%
% of FP17s Relating to Continuations	30	2,023	1.5%	0.9%	0.8%
% of Patients satisfied with the dentistry they have received	14	14	100.0%	91.4%	91.9%
% of Patients satisfied with the time they had to wait for an appointment	12	14	85.7%	88.0%	87.9%

\* This is based on patients treated on this contract for their most recent course of treatment. Figures in italics indicate the base number of FP17s or Patient Questionnaire responses are less than 100. N/A is shown where the base number of responses is less than 10 during the period. % is calculated as Quantity/Base number\*100

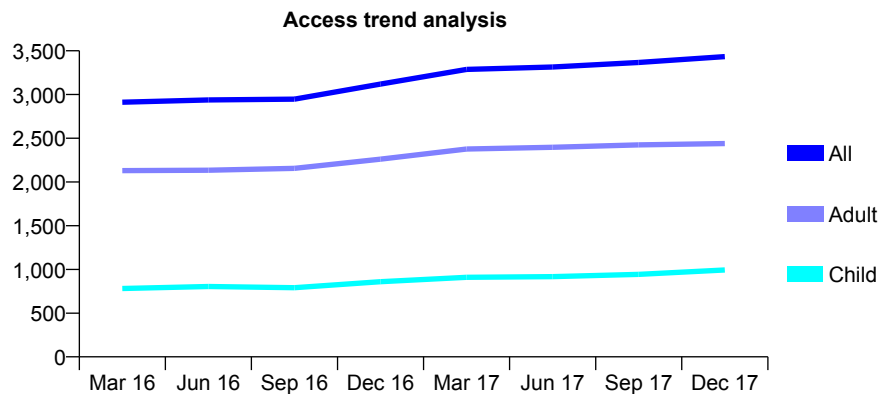
## 7A4 - Vital Signs At a Glance Contract Report for 105015/0001 - December 2017

Name or company name	Colchester Dental Surgery Limited
Contract type name	GDS Contract
Purpose of contract	General
Contract start date	01/06/2011
Contract end date	

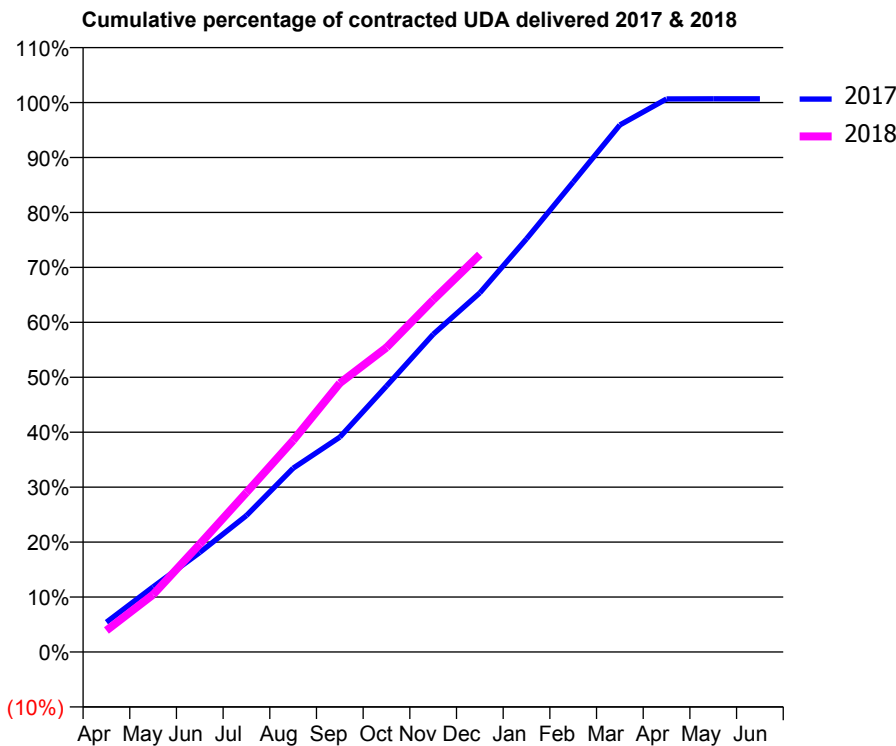
17/18 Contracted general activity (UDA)	8,429
Carry forward general activity (UDA)	-57
17/18 Contracted orthodontic activity (UOA)	0
Carry forward orthodontic activity (UOA)	0
Baseline contract value	£185,240.80

### ACCESS\*

Patients seen in 24 months	Total	Change since previous quarter
Quarter ending December 2016	3,120	
Quarter ending March 2017	3,287	↑
Quarter ending June 2017	3,314	→
Quarter ending September 2017	3,367	→
Quarter ending December 2017	3,433	→
<b>Variance since December 2016</b>	<b>10.0%</b>	<b>↑</b>



### ACTIVITY



Month	Adjusted Scheduled Activity (UDA)	
	2017	2018
April	458	330
May	1,000	880
June	1,527	1,655
July	2,094	2,448
August	2,819	3,245
September	3,296	4,125
October	4,079	4,671
November	4,874	5,402
December	5,509	6,097
January	6,338	
February	7,208	
March	8,084	
April	8,483	
May	8,485	
June	8,486	

### QUALITY

	Quantity	Base Number	Contract	LHB	Wales
% of FP17s for the same patient ID Re-attending within 3 months - Children	94	1,199	7.8%	8.7%	11.0%
% of FP17s for the same patient ID Re-attending within 3 months - Adults	381	2,823	13.5%	15.6%	16.1%
% of FP17s for the same patient ID Re-attending between 3 & 9 months - Children	782	1,199	65.2%	56.9%	58.9%
% of FP17s for the same patient ID Re-attending between 3 & 9 months - Adults	1,733	2,823	61.4%	54.8%	55.2%
% of FP17s for Band 1 Urgent Courses	296	3,797	7.8%	9.2%	9.0%
% of FP17s Relating to Free Repair or Replacements	10	3,797	0.3%	0.7%	0.7%
% of FP17s Relating to Continuations	5	3,797	0.1%	0.9%	0.8%
% of Patients satisfied with the dentistry they have received	7	8	N/A	91.4%	91.9%
% of Patients satisfied with the time they had to wait for an appointment	6	8	N/A	88.0%	87.9%

\* This is based on patients treated on this contract for their most recent course of treatment. Figures in italics indicate the base number of FP17s or Patient Questionnaire responses are less than 100. N/A is shown where the base number of responses is less than 10 during the period. % is calculated as Quantity/Base number\*100

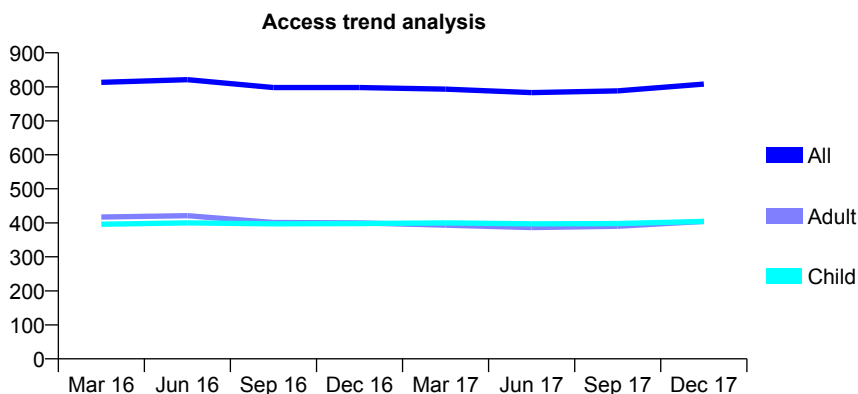
## 7A4 - Vital Signs At a Glance Contract Report for 107107/0001 - December 2017

Name or company name	Jenkins Locum & Administration Services L
Contract type name	GDS Contract
Purpose of contract	General
Contract start date	01/07/2007
Contract end date	

17/18 Contracted general activity (UDA)	2,372
Carry forward general activity (UDA)	0
17/18 Contracted orthodontic activity (UOA)	0
Carry forward orthodontic activity (UOA)	0
Baseline contract value	£59,281.24

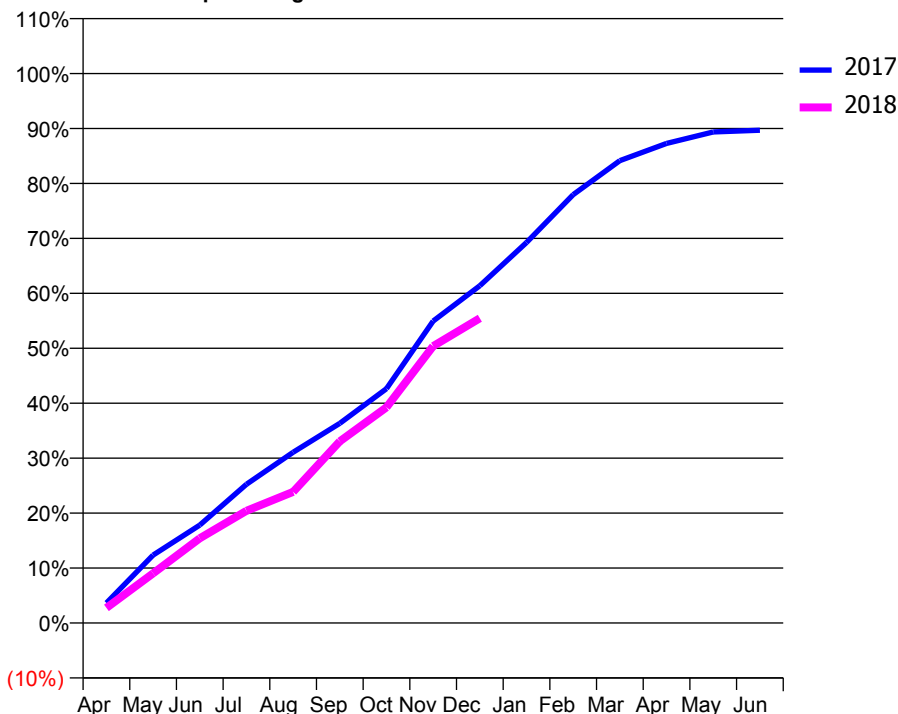
### ACCESS\*

Patients seen in 24 months	Total	Change since previous quarter
Quarter ending December 2016	798	
Quarter ending March 2017	793	→
Quarter ending June 2017	783	↓
Quarter ending September 2017	788	→
Quarter ending December 2017	808	↑
<b>Variance since December 2016</b>	<b>1.3%</b>	<b>→</b>



### ACTIVITY

Cumulative percentage of contracted UDA delivered 2017 & 2018



Month	Adjusted Scheduled Activity (UDA)	
	2017	2018
April	93	65
May	314	215
June	454	366
July	642	484
August	791	566
September	924	784
October	1,085	931
November	1,398	1,195
December	1,561	1,315
January	1,762	
February	1,983	
March	2,141	
April	2,221	
May	2,274	
June	2,282	

### QUALITY

	Quantity	Base Number	Contract	LHB	Wales
% of FP17s for the same patient ID Re-attending within 3 months - Children	31	511	6.1%	8.7%	11.0%
% of FP17s for the same patient ID Re-attending within 3 months - Adults	52	371	14.0%	15.6%	16.1%
% of FP17s for the same patient ID Re-attending between 3 & 9 months - Children	328	511	64.2%	56.9%	58.9%
% of FP17s for the same patient ID Re-attending between 3 & 9 months - Adults	201	371	54.2%	54.8%	55.2%
% of FP17s for Band 1 Urgent Courses	48	797	6.0%	9.2%	9.0%
% of FP17s Relating to Free Repair or Replacements	0	797	0.0%	0.7%	0.7%
% of FP17s Relating to Continuations	3	797	0.4%	0.9%	0.8%
% of Patients satisfied with the dentistry they have received	3	4	N/A	91.4%	91.9%
% of Patients satisfied with the time they had to wait for an appointment	3	4	N/A	88.0%	87.9%

\* This is based on patients treated on this contract for their most recent course of treatment. Figures in italics indicate the base number of FP17s or Patient Questionnaire responses are less than 100. N/A is shown where the base number of responses is less than 10 during the period. % is calculated as Quantity/Base number\*100

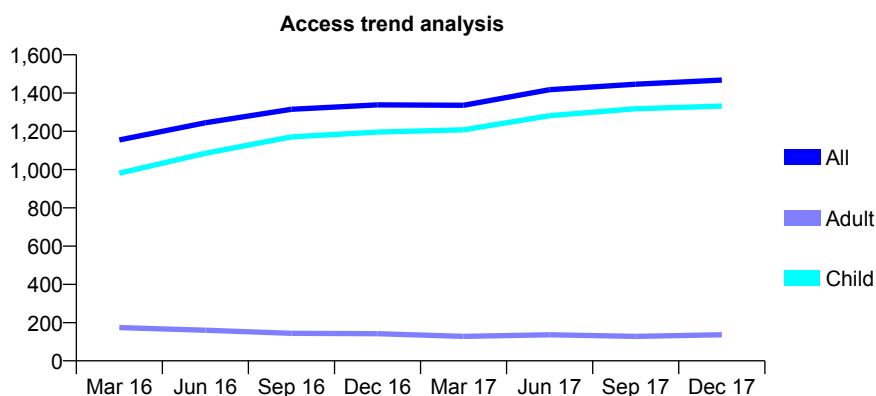
## 7A4 - Vital Signs At a Glance Contract Report for 108014/0001 - December 2017

Name or company name	Smiles Studio Penarth Ltd
Contract type name	GDS Contract
Purpose of contract	General
Contract start date	01/01/2012
Contract end date	

17/18 Contracted general activity (UDA)	4,237
Carry forward general activity (UDA)	-49
17/18 Contracted orthodontic activity (UOA)	0
Carry forward orthodontic activity (UOA)	0
Baseline contract value	£106,990.97

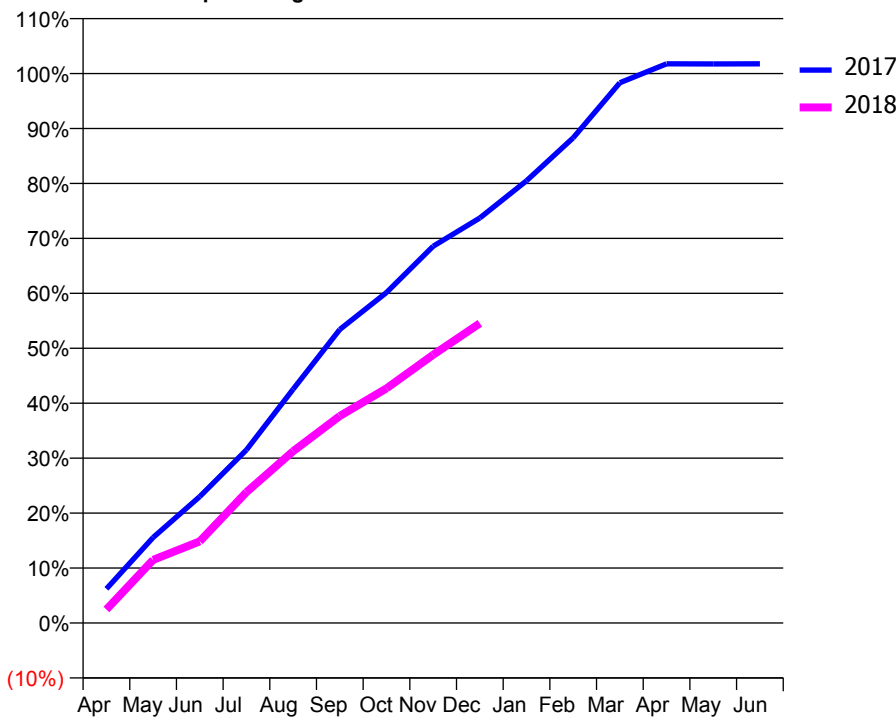
### ACCESS\*

Patients seen in 24 months	Total	Change since previous quarter
Quarter ending December 2016	1,338	
Quarter ending March 2017	1,336	→
Quarter ending June 2017	1,418	↑
Quarter ending September 2017	1,446	→
Quarter ending December 2017	1,468	→
<b>Variance since December 2016</b>	<b>9.7%</b>	<b>↑</b>



### ACTIVITY

Cumulative percentage of contracted UDA delivered 2017 & 2018



Month	Adjusted Scheduled Activity (UDA)	
	2017	2018
April	171	104
May	428	487
June	633	630
July	866	1,009
August	1,170	1,324
September	1,469	1,597
October	1,654	1,810
November	1,886	2,068
December	2,027	2,311
January	2,213	
February	2,428	
March	2,704	
April	2,799	
May	2,798	
June	2,799	

### QUALITY

	Quantity	Base Number	Contract	LHB	Wales
% of FP17s for the same patient ID Re-attending within 3 months - Children	137	1,660	8.3%	8.7%	11.0%
% of FP17s for the same patient ID Re-attending within 3 months - Adults	12	49	24.5%	15.6%	16.1%
% of FP17s for the same patient ID Re-attending between 3 & 9 months - Children	1,003	1,660	60.4%	56.9%	58.9%
% of FP17s for the same patient ID Re-attending between 3 & 9 months - Adults	24	49	49.0%	54.8%	55.2%
% of FP17s for Band 1 Urgent Courses	63	1,630	3.9%	9.2%	9.0%
% of FP17s Relating to Free Repair or Replacements	0	1,630	0.0%	0.7%	0.7%
% of FP17s Relating to Continuations	0	1,630	0.0%	0.9%	0.8%
% of Patients satisfied with the dentistry they have received	3	4	N/A	91.4%	91.9%
% of Patients satisfied with the time they had to wait for an appointment	3	4	N/A	88.0%	87.9%

\* This is based on patients treated on this contract for their most recent course of treatment. Figures in italics indicate the base number of FP17s or Patient Questionnaire responses are less than 100. N/A is shown where the base number of responses is less than 10 during the period. % is calculated as Quantity/Base number\*100



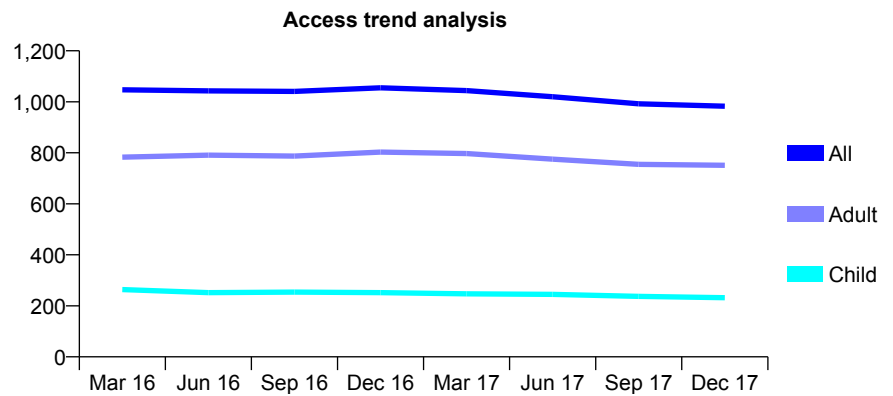
## 7A4 - Vital Signs At a Glance Contract Report for 108200/0002 - December 2017

Name or company name	Cardiff & Vale University Health Board
Contract type name	PDS Contract
Purpose of contract	General
Contract start date	01/04/2006
Contract end date	31/12/2026

17/18 Contracted general activity (UDA)	2,192
Carry forward general activity (UDA)	-80
17/18 Contracted orthodontic activity (UOA)	0
Carry forward orthodontic activity (UOA)	0
Baseline contract value	£53,391.16

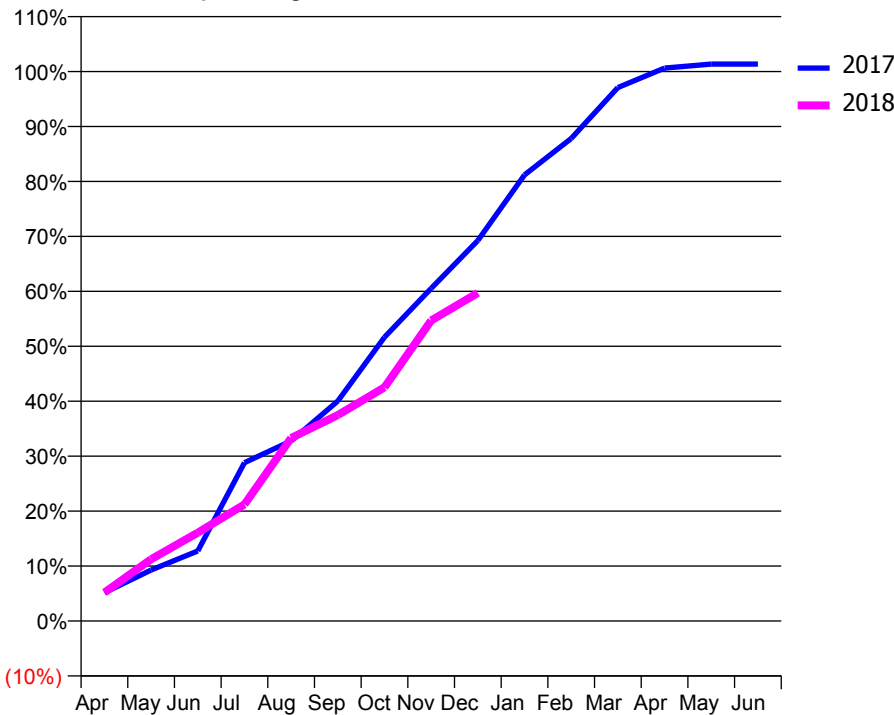
### ACCESS\*

Patients seen in 24 months	Total	Change since previous quarter
Quarter ending December 2016	1,055	
Quarter ending March 2017	1,044	↓
Quarter ending June 2017	1,020	↓
Quarter ending September 2017	992	↓
Quarter ending December 2017	983	→
<b>Variance since December 2016</b>	<b>(6.8%)</b>	<b>↓</b>



### ACTIVITY

Cumulative percentage of contracted UDA delivered 2017 & 2018



Month	Adjusted Scheduled Activity (UDA)	
	2017	2018
April	113	113
May	203	247
June	280	352
July	632	465
August	718	730
September	877	821
October	1,132	932
November	1,327	1,199
December	1,518	1,309
January	1,779	
February	1,925	
March	2,128	
April	2,206	
May	2,222	
June	2,222	

### QUALITY

	Quantity	Base Number	Contract	LHB	Wales
% of FP17s for the same patient ID Re-attending within 3 months - Children	6	174	3.4%	8.7%	11.0%
% of FP17s for the same patient ID Re-attending within 3 months - Adults	40	576	6.9%	15.6%	16.1%
% of FP17s for the same patient ID Re-attending between 3 & 9 months - Children	88	174	50.6%	56.9%	58.9%
% of FP17s for the same patient ID Re-attending between 3 & 9 months - Adults	230	576	39.9%	54.8%	55.2%
% of FP17s for Band 1 Urgent Courses	65	705	9.2%	9.2%	9.0%
% of FP17s Relating to Free Repair or Replacements	0	705	0.0%	0.7%	0.7%
% of FP17s Relating to Continuations	1	705	0.1%	0.9%	0.8%
% of Patients satisfied with the dentistry they have received	2	2	N/A	91.4%	91.9%
% of Patients satisfied with the time they had to wait for an appointment	2	2	N/A	88.0%	87.9%

\* This is based on patients treated on this contract for their most recent course of treatment. Figures in italics indicate the base number of FP17s or Patient Questionnaire responses are less than 100. N/A is shown where the base number of responses is less than 10 during the period. % is calculated as Quantity/Base number\*100

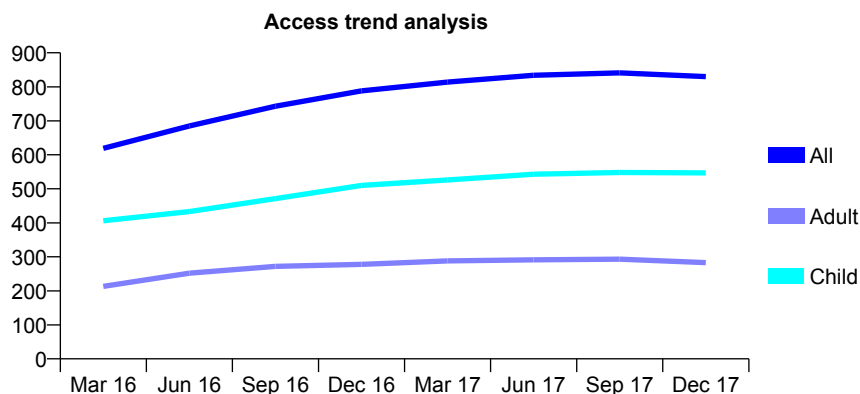
## 7A4 - Vital Signs At a Glance Contract Report for 112615/0001 - December 2017

Name or company name	Moorcastle Ltd
Contract type name	GDS Contract
Purpose of contract	General
Contract start date	01/08/2015
Contract end date	

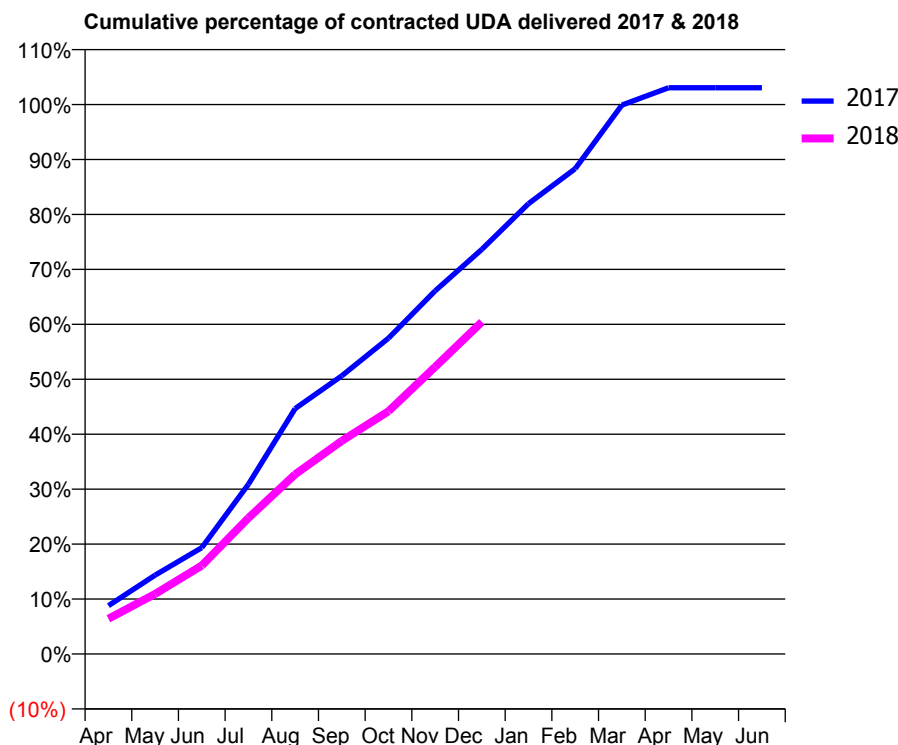
17/18 Contracted general activity (UDA)	2,144
Carry forward general activity (UDA)	-65
17/18 Contracted orthodontic activity (UOA)	0
Carry forward orthodontic activity (UOA)	0
Baseline contract value	£53,207.56

### ACCESS\*

Patients seen in 24 months	Total	Change since previous quarter
Quarter ending December 2016	788	
Quarter ending March 2017	814	↑
Quarter ending June 2017	834	↑
Quarter ending September 2017	841	→
Quarter ending December 2017	830	↓
<b>Variance since December 2016</b>	<b>5.3%</b>	<b>↑</b>



### ACTIVITY



Month	Adjusted Scheduled Activity (UDA)	
	2017	2018
April	189	137
May	308	234
June	415	345
July	663	531
August	958	701
September	1,086	832
October	1,232	947
November	1,417	1,120
December	1,579	1,296
January	1,757	
February	1,894	
March	2,142	
April	2,209	
May	2,209	
June	2,209	

### QUALITY

	Quantity	Base Number	Contract	LHB	Wales
% of FP17s for the same patient ID Re-attending within 3 months - Children	39	621	6.3%	8.7%	11.0%
% of FP17s for the same patient ID Re-attending within 3 months - Adults	29	228	12.7%	15.6%	16.1%
% of FP17s for the same patient ID Re-attending between 3 & 9 months - Children	415	621	66.8%	56.9%	58.9%
% of FP17s for the same patient ID Re-attending between 3 & 9 months - Adults	152	228	66.7%	54.8%	55.2%
% of FP17s for Band 1 Urgent Courses	55	808	6.8%	9.2%	9.0%
% of FP17s Relating to Free Repair or Replacements	0	808	0.0%	0.7%	0.7%
% of FP17s Relating to Continuations	1	808	0.1%	0.9%	0.8%
% of Patients satisfied with the dentistry they have received	3	3	N/A	91.4%	91.9%
% of Patients satisfied with the time they had to wait for an appointment	3	3	N/A	88.0%	87.9%

\* This is based on patients treated on this contract for their most recent course of treatment. Figures in italics indicate the base number of FP17s or Patient Questionnaire responses are less than 100. N/A is shown where the base number of responses is less than 10 during the period. % is calculated as Quantity/Base number\*100

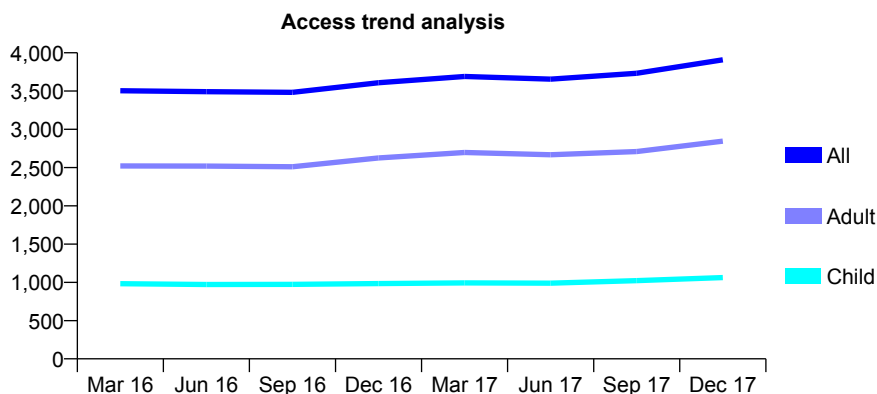
## 7A4 - Vital Signs At a Glance Contract Report for 114685/0001 - December 2017

Name or company name	Wilton House Services Ltd
Contract type name	GDS Contract
Purpose of contract	General
Contract start date	01/10/2009
Contract end date	31/12/2017

17/18 Contracted general activity (UDA)	10,125
Carry forward general activity (UDA)	-85
17/18 Contracted orthodontic activity (UOA)	0
Carry forward orthodontic activity (UOA)	0
Baseline contract value	£249,222.37

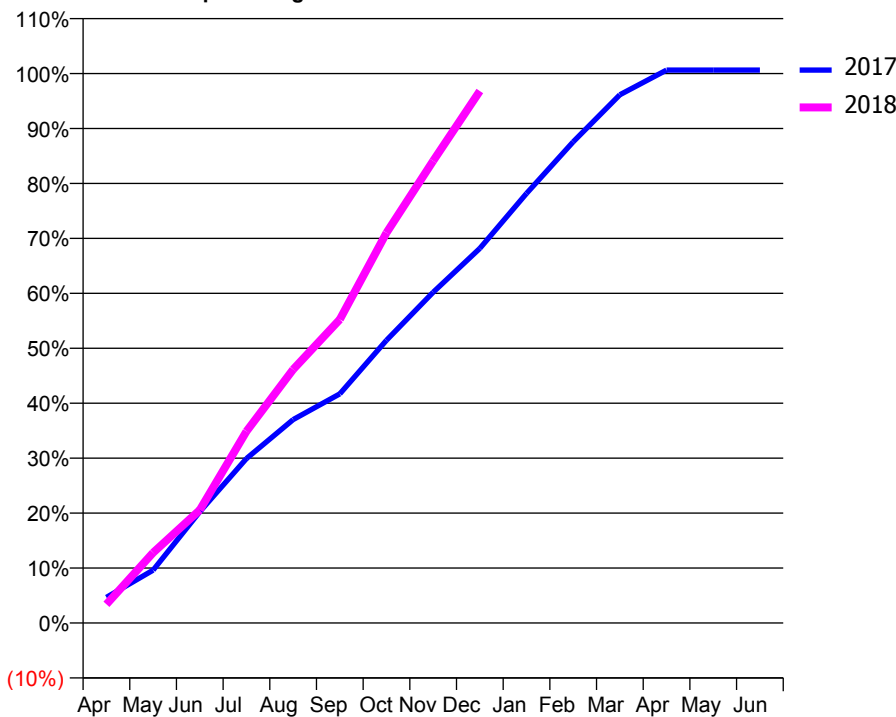
### ACCESS\*

Patients seen in 24 months	Total	Change since previous quarter
Quarter ending December 2016	3,609	
Quarter ending March 2017	3,690	↑
Quarter ending June 2017	3,656	→
Quarter ending September 2017	3,732	↑
Quarter ending December 2017	3,908	↑
<b>Variance since December 2016</b>	<b>8.3%</b>	<b>↑</b>



### ACTIVITY

Cumulative percentage of contracted UDA delivered 2017 & 2018



Adjusted Scheduled Activity (UDA)

Month	2017	2018
April	631	346
May	1,300	1,297
June	2,733	2,082
July	4,041	3,533
August	4,998	4,671
September	5,630	5,592
October	6,947	7,189
November	8,128	8,514
December	9,203	9,802
January	10,554	
February	11,821	
March	12,978	
April	13,585	
May	13,585	
June	13,585	

### QUALITY

	Quantity	Base Number	Contract	LHB	Wales
% of FP17s for the same patient ID Re-attending within 3 months - Children	72	1,312	5.5%	8.7%	11.0%
% of FP17s for the same patient ID Re-attending within 3 months - Adults	706	3,739	18.9%	15.6%	16.1%
% of FP17s for the same patient ID Re-attending between 3 & 9 months - Children	934	1,312	71.2%	56.9%	58.9%
% of FP17s for the same patient ID Re-attending between 3 & 9 months - Adults	2,317	3,739	62.0%	54.8%	55.2%
% of FP17s for Band 1 Urgent Courses	448	4,768	9.4%	9.2%	9.0%
% of FP17s Relating to Free Repair or Replacements	96	4,768	2.0%	0.7%	0.7%
% of FP17s Relating to Continuations	72	4,768	1.5%	0.9%	0.8%
% of Patients satisfied with the dentistry they have received	37	40	92.5%	91.4%	91.9%
% of Patients satisfied with the time they had to wait for an appointment	39	40	97.5%	88.0%	87.9%

\* This is based on patients treated on this contract for their most recent course of treatment. Figures in italics indicate the base number of FP17s or Patient Questionnaire responses are less than 100. N/A is shown where the base number of responses is less than 10 during the period. % is calculated as Quantity/Base number\*100

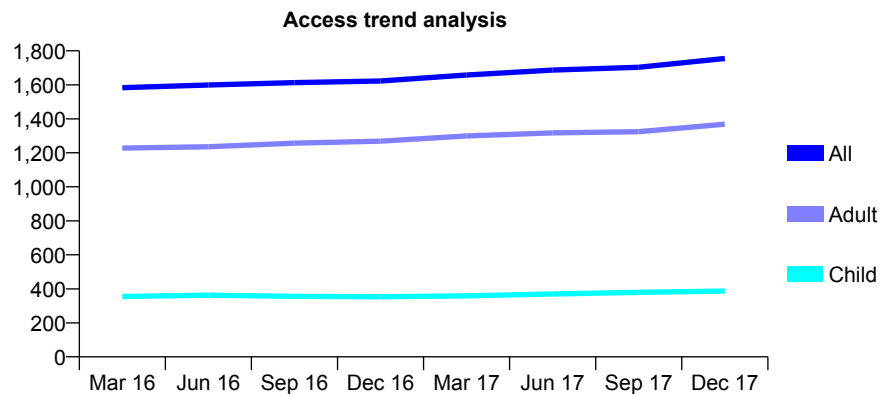
## 7A4 - Vital Signs At a Glance Contract Report for 121304/0001 - December 2017

Name or company name	Penarth Dental Healthcare Ltd
Contract type name	GDS Contract
Purpose of contract	General
Contract start date	01/04/2014
Contract end date	

17/18 Contracted general activity (UDA)	5,867
Carry forward general activity (UDA)	249
17/18 Contracted orthodontic activity (UOA)	0
Carry forward orthodontic activity (UOA)	0
Baseline contract value	£164,942.79

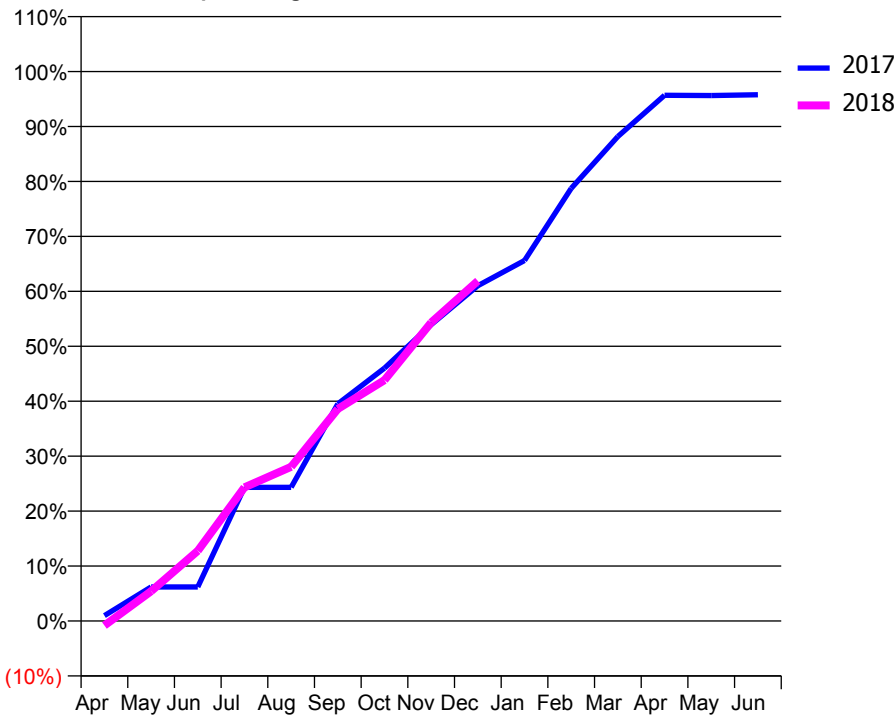
### ACCESS\*

Patients seen in 24 months	Total	Change since previous quarter
Quarter ending December 2016	1,622	
Quarter ending March 2017	1,658	↑
Quarter ending June 2017	1,687	→
Quarter ending September 2017	1,703	→
Quarter ending December 2017	1,755	↑
<b>Variance since December 2016</b>	<b>8.2%</b>	<b>↑</b>



### ACTIVITY

Cumulative percentage of contracted UDA delivered 2017 & 2018



Month	Adjusted Scheduled Activity (UDA)	
	2017	2018
April	57	-49
May	363	319
June	363	750
July	1,427	1,427
August	1,427	1,647
September	2,319	2,265
October	2,700	2,572
November	3,164	3,187
December	3,580	3,632
January	3,849	
February	4,619	
March	5,173	
April	5,612	
May	5,610	
June	5,618	

### QUALITY

	Quantity	Base Number	Contract	LHB	Wales
% of FP17s for the same patient ID Re-attending within 3 months - Children	9	322	2.8%	8.7%	11.0%
% of FP17s for the same patient ID Re-attending within 3 months - Adults	265	1,891	14.0%	15.6%	16.1%
% of FP17s for the same patient ID Re-attending between 3 & 9 months - Children	101	322	31.4%	56.9%	58.9%
% of FP17s for the same patient ID Re-attending between 3 & 9 months - Adults	1,206	1,891	63.8%	54.8%	55.2%
% of FP17s for Band 1 Urgent Courses	59	1,974	3.0%	9.2%	9.0%
% of FP17s Relating to Free Repair or Replacements	5	1,974	0.3%	0.7%	0.7%
% of FP17s Relating to Continuations	2	1,974	0.1%	0.9%	0.8%
% of Patients satisfied with the dentistry they have received	8	8	N/A	91.4%	91.9%
% of Patients satisfied with the time they had to wait for an appointment	8	8	N/A	88.0%	87.9%

\* This is based on patients treated on this contract for their most recent course of treatment. Figures in italics indicate the base number of FP17s or Patient Questionnaire responses are less than 100. N/A is shown where the base number of responses is less than 10 during the period. % is calculated as Quantity/Base number\*100

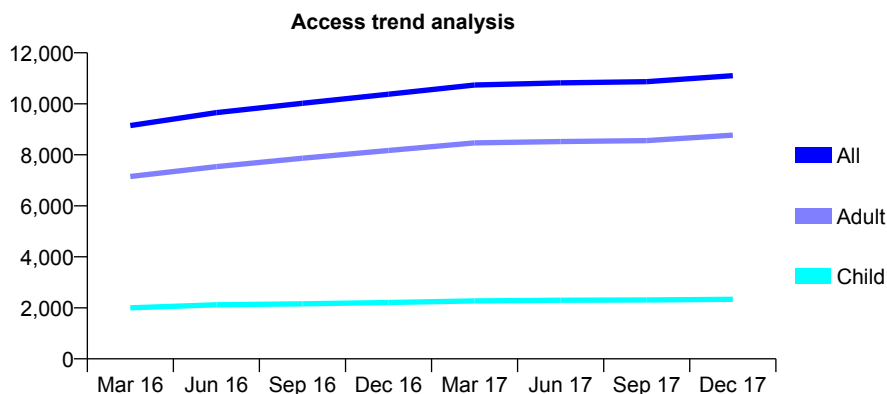
## 7A4 - Vital Signs At a Glance Contract Report for 122912/0003 - December 2017

Name or company name	CLIFTON DENTAL CARE LTD
Contract type name	GDS Contract
Purpose of contract	General
Contract start date	01/01/2014
Contract end date	

17/18 Contracted general activity (UDA)	40,358
Carry forward general activity (UDA)	215
17/18 Contracted orthodontic activity (UOA)	0
Carry forward orthodontic activity (UOA)	0
Baseline contract value	£991,344.85

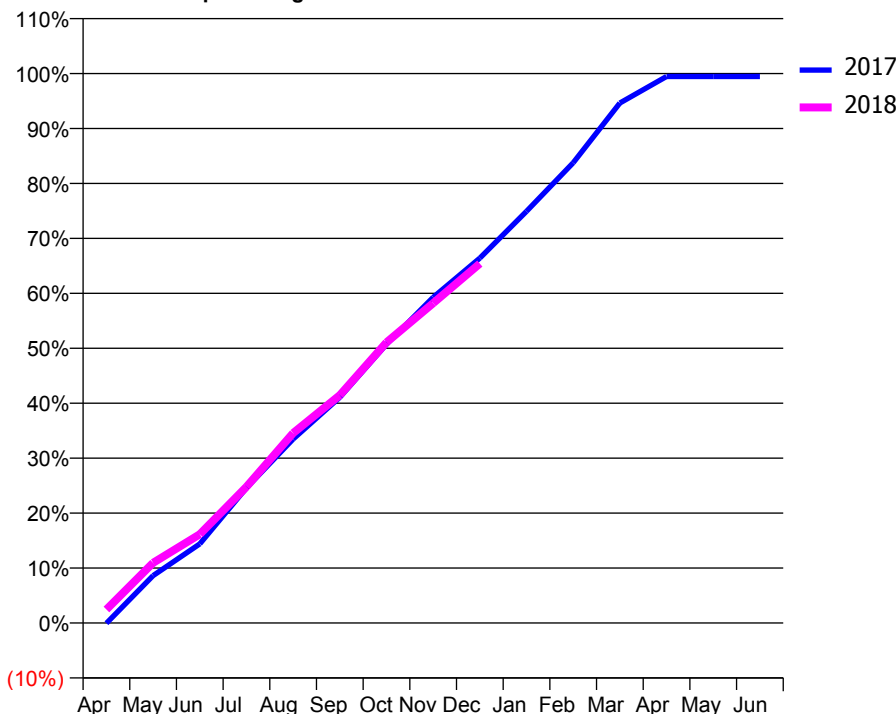
### ACCESS\*

Patients seen in 24 months	Total	Change since previous quarter
Quarter ending December 2016	10,375	
Quarter ending March 2017	10,736	↑
Quarter ending June 2017	10,821	→
Quarter ending September 2017	10,868	→
Quarter ending December 2017	11,103	↑
<b>Variance since December 2016</b>	<b>7.0%</b>	<b>↑</b>



### ACTIVITY

Cumulative percentage of contracted UDA delivered 2017 & 2018



Adjusted Scheduled Activity (UDA)

Month	2017	2018
April	-23	997
May	3,486	4,419
June	5,817	6,515
July	9,924	10,003
August	13,509	13,955
September	16,577	16,729
October	20,472	20,608
November	23,925	23,491
December	26,805	26,401
January	30,241	
February	33,802	
March	38,194	
April	40,137	
May	40,139	
June	40,143	

### QUALITY

	Quantity	Base Number	Contract	LHB	Wales
% of FP17s for the same patient ID Re-attending within 3 months - Children	229	2,693	8.5%	8.7%	11.0%
% of FP17s for the same patient ID Re-attending within 3 months - Adults	1,419	9,617	14.8%	15.6%	16.1%
% of FP17s for the same patient ID Re-attending between 3 & 9 months - Children	1,520	2,693	56.4%	56.9%	58.9%
% of FP17s for the same patient ID Re-attending between 3 & 9 months - Adults	5,315	9,617	55.3%	54.8%	55.2%
% of FP17s for Band 1 Urgent Courses	1,089	11,690	9.3%	9.2%	9.0%
% of FP17s Relating to Free Repair or Replacements	43	11,690	0.4%	0.7%	0.7%
% of FP17s Relating to Continuations	229	11,690	2.0%	0.9%	0.8%
% of Patients satisfied with the dentistry they have received	43	47	91.5%	91.4%	91.9%
% of Patients satisfied with the time they had to wait for an appointment	42	47	89.4%	88.0%	87.9%

\* This is based on patients treated on this contract for their most recent course of treatment. Figures in italics indicate the base number of FP17s or Patient Questionnaire responses are less than 100. N/A is shown where the base number of responses is less than 10 during the period. % is calculated as Quantity/Base number\*100

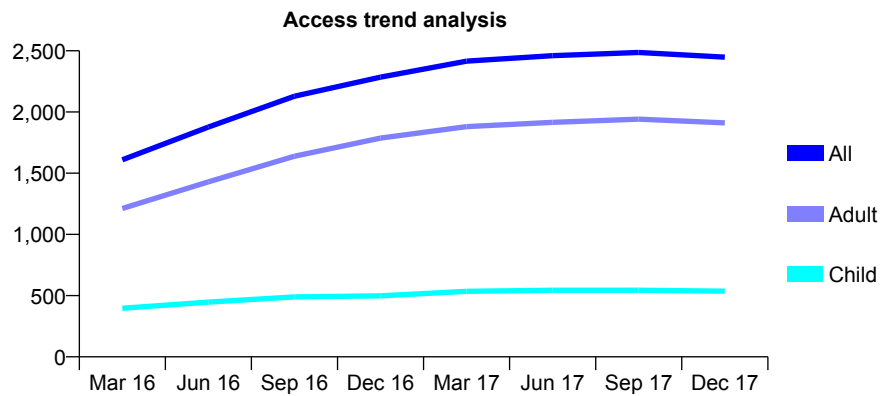
## 7A4 - Vital Signs At a Glance Contract Report for 127981/0001 - December 2017

Name or company name	Blakeridge Limited
Contract type name	GDS Contract
Purpose of contract	General and Orthodontic
Contract start date	01/09/2012
Contract end date	

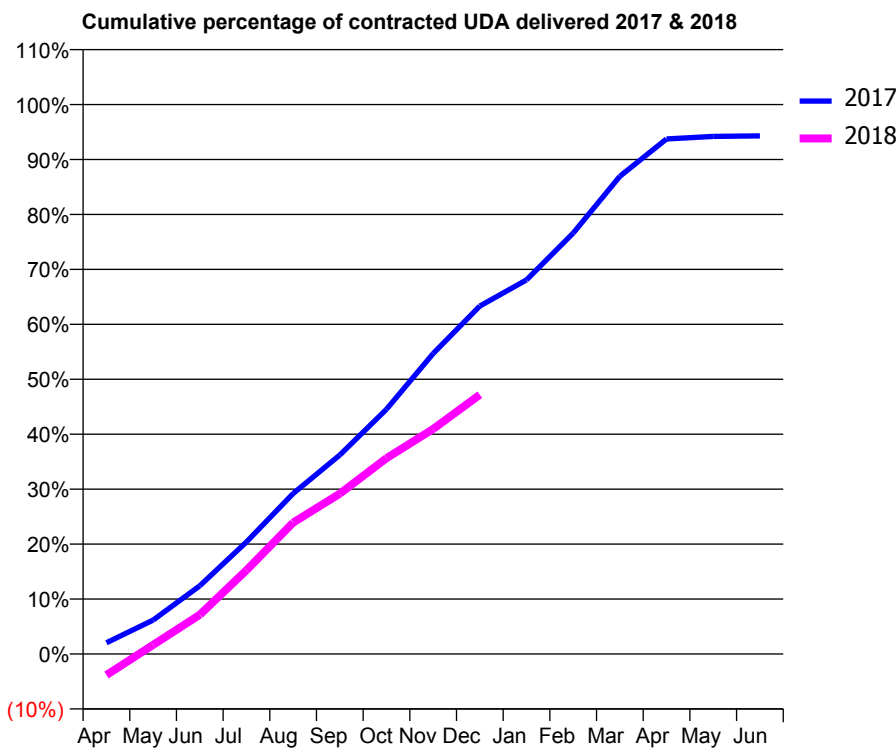
17/18 Contracted general activity (UDA)	7,839
Carry forward general activity (UDA)	448
17/18 Contracted orthodontic activity (UOA)	106
Carry forward orthodontic activity (UOA)	0
Baseline contract value	£160,096.02

### ACCESS\*

Patients seen in 24 months	Total	Change since previous quarter
Quarter ending December 2016	2,285	
Quarter ending March 2017	2,416	↑
Quarter ending June 2017	2,460	→
Quarter ending September 2017	2,486	→
Quarter ending December 2017	2,448	↓
<b>Variance since December 2016</b>	<b>7.1%</b>	<b>↑</b>



### ACTIVITY



Month	Adjusted Scheduled Activity (UDA)	
	2017	2018
April	160	-302
May	485	131
June	974	561
July	1,598	1,196
August	2,290	1,875
September	2,839	2,288
October	3,492	2,794
November	4,286	3,211
December	4,963	3,699
January	5,337	
February	6,005	
March	6,816	
April	7,348	
May	7,383	
June	7,391	

### QUALITY

	Quantity	Base Number	Contract	LHB	Wales
% of FP17s for the same patient ID Re-attending within 3 months - Children	44	533	8.3%	8.7%	11.0%
% of FP17s for the same patient ID Re-attending within 3 months - Adults	249	1,837	13.6%	15.6%	16.1%
% of FP17s for the same patient ID Re-attending between 3 & 9 months - Children	303	533	56.8%	56.9%	58.9%
% of FP17s for the same patient ID Re-attending between 3 & 9 months - Adults	1,078	1,837	58.7%	54.8%	55.2%
% of FP17s for Band 1 Urgent Courses	207	2,147	9.6%	9.2%	9.0%
% of FP17s Relating to Free Repair or Replacements	15	2,147	0.7%	0.7%	0.7%
% of FP17s Relating to Continuations	31	2,147	1.4%	0.9%	0.8%
% of Patients satisfied with the dentistry they have received	12	13	92.3%	91.4%	91.9%
% of Patients satisfied with the time they had to wait for an appointment	13	13	100.0%	88.0%	87.9%

\* This is based on patients treated on this contract for their most recent course of treatment. Figures in italics indicate the base number of FP17s or Patient Questionnaire responses are less than 100. N/A is shown where the base number of responses is less than 10 during the period. % is calculated as Quantity/Base number\*100

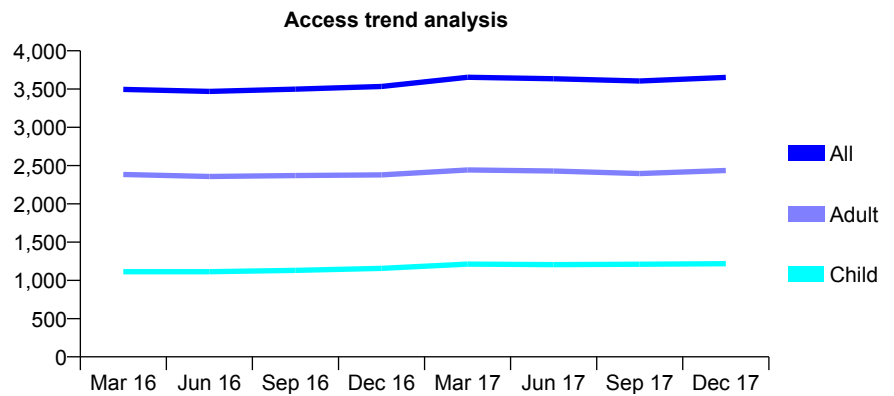
## 7A4 - Vital Signs At a Glance Contract Report for 129860/0001 - December 2017

Name or company name	Oral Health Solutions Ltd
Contract type name	GDS Contract
Purpose of contract	General
Contract start date	01/09/2010
Contract end date	

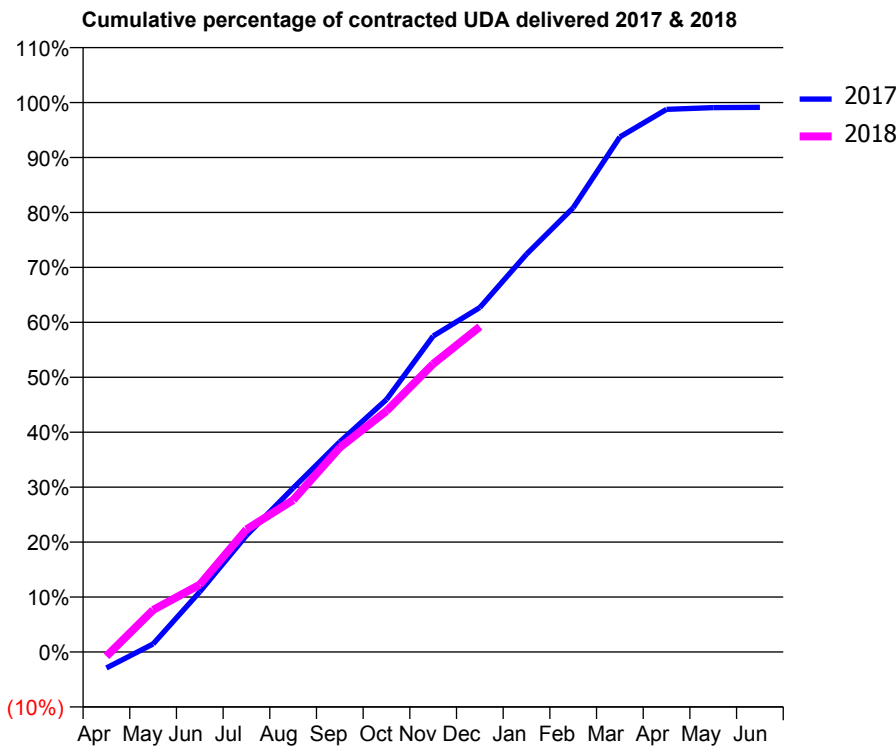
17/18 Contracted general activity (UDA)	13,469
Carry forward general activity (UDA)	105
17/18 Contracted orthodontic activity (UOA)	0
Carry forward orthodontic activity (UOA)	0
Baseline contract value	£332,549.66

### ACCESS\*

Patients seen in 24 months	Total	Change since previous quarter
Quarter ending December 2016	3,534	
Quarter ending March 2017	3,654	↑
Quarter ending June 2017	3,634	→
Quarter ending September 2017	3,606	→
Quarter ending December 2017	3,653	→
<b>Variance since December 2016</b>	<b>3.4%</b>	<b>↑</b>



### ACTIVITY



Month	Adjusted Scheduled Activity (UDA)	
	2017	2018
April	-351	-105
May	177	1,032
June	1,313	1,651
July	2,543	3,005
August	3,575	3,726
September	4,583	5,011
October	5,504	5,909
November	6,889	7,060
December	7,512	7,974
January	8,676	
February	9,686	
March	11,230	
April	11,833	
May	11,870	
June	11,877	

### QUALITY

	Quantity	Base Number	Contract	LHB	Wales
% of FP17s for the same patient ID Re-attending within 3 months - Children	89	1,385	6.4%	8.7%	11.0%
% of FP17s for the same patient ID Re-attending within 3 months - Adults	471	2,767	17.0%	15.6%	16.1%
% of FP17s for the same patient ID Re-attending between 3 & 9 months - Children	863	1,385	62.3%	56.9%	58.9%
% of FP17s for the same patient ID Re-attending between 3 & 9 months - Adults	1,638	2,767	59.2%	54.8%	55.2%
% of FP17s for Band 1 Urgent Courses	375	3,911	9.6%	9.2%	9.0%
% of FP17s Relating to Free Repair or Replacements	28	3,911	0.7%	0.7%	0.7%
% of FP17s Relating to Continuations	4	3,911	0.1%	0.9%	0.8%
% of Patients satisfied with the dentistry they have received	10	10	100.0%	91.4%	91.9%
% of Patients satisfied with the time they had to wait for an appointment	9	10	90.0%	88.0%	87.9%

\* This is based on patients treated on this contract for their most recent course of treatment. Figures in italics indicate the base number of FP17s or Patient Questionnaire responses are less than 100. N/A is shown where the base number of responses is less than 10 during the period. % is calculated as Quantity/Base number\*100

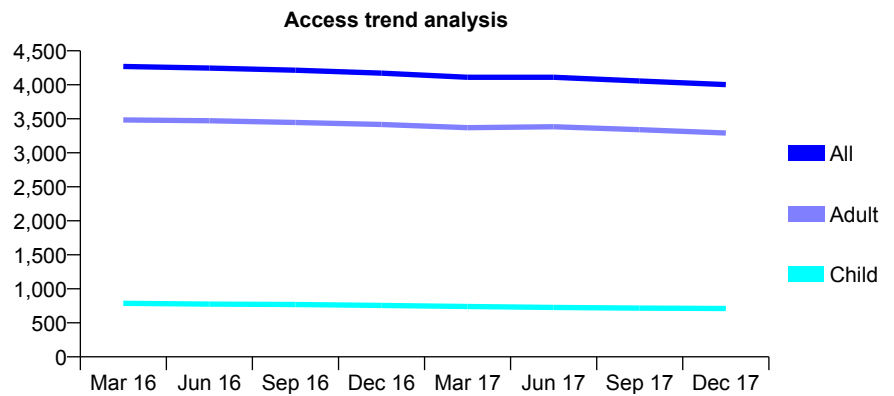
## 7A4 - Vital Signs At a Glance Contract Report for 130494/0001 - December 2017

Name or company name	G P O'Keeffe & J W Jones
Contract type name	GDS Contract
Purpose of contract	General
Contract start date	01/04/2011
Contract end date	

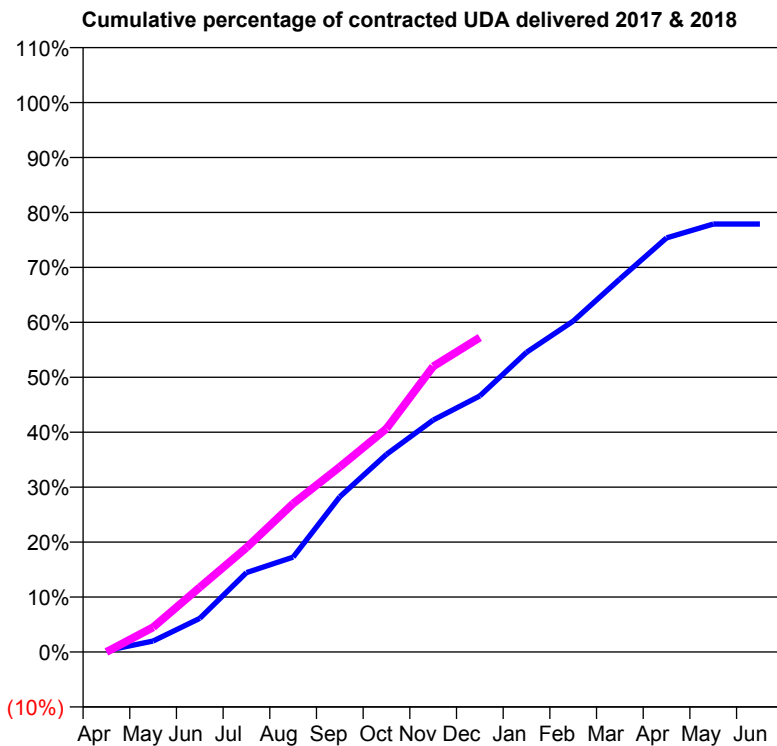
17/18 Contracted general activity (UDA)	11,538
Carry forward general activity (UDA)	0
17/18 Contracted orthodontic activity (UOA)	0
Carry forward orthodontic activity (UOA)	0
Baseline contract value	£294,784.08

### ACCESS\*

Patients seen in 24 months	Total	Change since previous quarter
Quarter ending December 2016	4,172	
Quarter ending March 2017	4,111	↓
Quarter ending June 2017	4,111	→
Quarter ending September 2017	4,056	↓
Quarter ending December 2017	4,002	↓
<b>Variance since December 2016</b>	<b>(4.1%)</b>	<b>↓</b>



### ACTIVITY



Month	Adjusted Scheduled Activity (UDA)	
	2017	2018
April	32	2
May	257	519
June	787	1,359
July	1,856	2,191
August	2,216	3,118
September	3,628	3,887
October	4,619	4,691
November	5,420	5,997
December	5,984	6,603
January	7,003	
February	7,731	
March	8,716	
April	9,676	
May	10,001	
June	10,000	

### QUALITY

	Quantity	Base Number	Contract	LHB	Wales
% of FP17s for the same patient ID Re-attending within 3 months - Children	35	746	4.7%	8.7%	11.0%
% of FP17s for the same patient ID Re-attending within 3 months - Adults	608	3,612	16.8%	15.6%	16.1%
% of FP17s for the same patient ID Re-attending between 3 & 9 months - Children	446	746	59.8%	56.9%	58.9%
% of FP17s for the same patient ID Re-attending between 3 & 9 months - Adults	1,760	3,612	48.7%	54.8%	55.2%
% of FP17s for Band 1 Urgent Courses	603	3,732	16.2%	9.2%	9.0%
% of FP17s Relating to Free Repair or Replacements	16	3,732	0.4%	0.7%	0.7%
% of FP17s Relating to Continuations	8	3,732	0.2%	0.9%	0.8%
% of Patients satisfied with the dentistry they have received	14	16	87.5%	91.4%	91.9%
% of Patients satisfied with the time they had to wait for an appointment	14	16	87.5%	88.0%	87.9%

\* This is based on patients treated on this contract for their most recent course of treatment. Figures in italics indicate the base number of FP17s or Patient Questionnaire responses are less than 100. N/A is shown where the base number of responses is less than 10 during the period. % is calculated as Quantity/Base number\*100



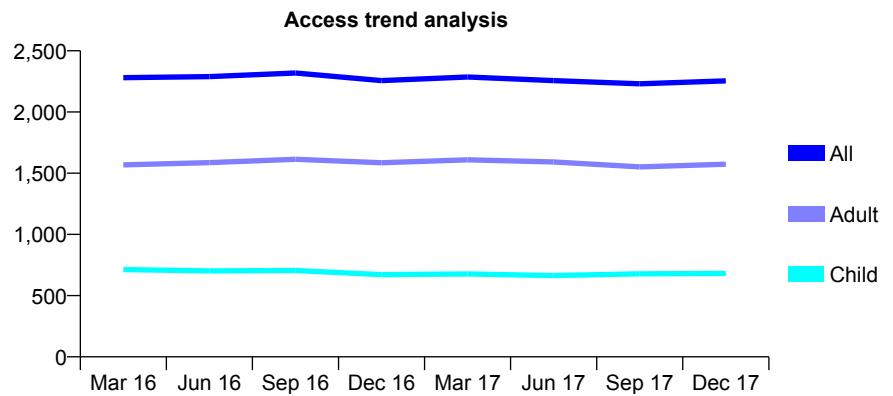
## 7A4 - Vital Signs At a Glance Contract Report for 136484/0001 - December 2017

Name or company name	Cardiff Smile Centre Ltd
Contract type name	GDS Contract
Purpose of contract	General
Contract start date	01/04/2013
Contract end date	

17/18 Contracted general activity (UDA)	7,750
Carry forward general activity (UDA)	0
17/18 Contracted orthodontic activity (UOA)	0
Carry forward orthodontic activity (UOA)	0
Baseline contract value	£248,205.63

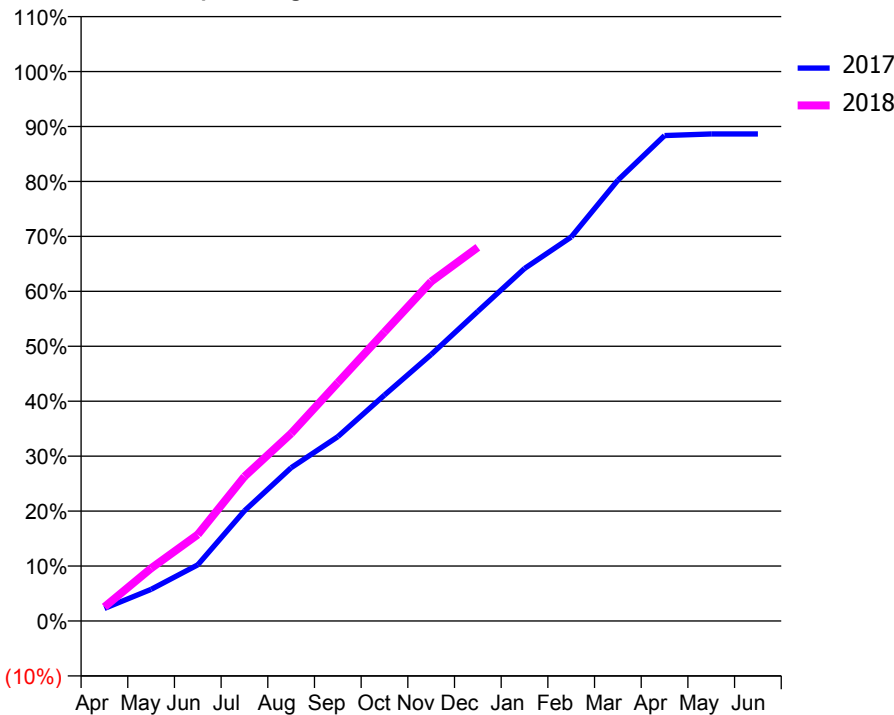
### ACCESS\*

Patients seen in 24 months	Total	Change since previous quarter
Quarter ending December 2016	2,257	
Quarter ending March 2017	2,286	→
Quarter ending June 2017	2,256	↓
Quarter ending September 2017	2,230	↓
Quarter ending December 2017	2,254	→
<b>Variance since December 2016</b>	<b>(0.1%)</b>	<b>→</b>



### ACTIVITY

Cumulative percentage of contracted UDA delivered 2017 & 2018



Month	Adjusted Scheduled Activity (UDA)	
	2017	2018
April	186	199
May	467	743
June	827	1,219
July	1,623	2,037
August	2,257	2,646
September	2,713	3,362
October	3,327	4,077
November	3,924	4,788
December	4,560	5,271
January	5,189	
February	5,653	
March	6,489	
April	7,147	
May	7,171	
June	7,171	

### QUALITY

	Quantity	Base Number	Contract	LHB	Wales
% of FP17s for the same patient ID Re-attending within 3 months - Children	36	637	5.7%	8.7%	11.0%
% of FP17s for the same patient ID Re-attending within 3 months - Adults	202	1,295	15.6%	15.6%	16.1%
% of FP17s for the same patient ID Re-attending between 3 & 9 months - Children	261	637	41.0%	56.9%	58.9%
% of FP17s for the same patient ID Re-attending between 3 & 9 months - Adults	550	1,295	42.5%	54.8%	55.2%
% of FP17s for Band 1 Urgent Courses	144	1,764	8.2%	9.2%	9.0%
% of FP17s Relating to Free Repair or Replacements	15	1,764	0.9%	0.7%	0.7%
% of FP17s Relating to Continuations	0	1,764	0.0%	0.9%	0.8%
% of Patients satisfied with the dentistry they have received	9	11	81.8%	91.4%	91.9%
% of Patients satisfied with the time they had to wait for an appointment	11	11	100.0%	88.0%	87.9%

\* This is based on patients treated on this contract for their most recent course of treatment. Figures in italics indicate the base number of FP17s or Patient Questionnaire responses are less than 100. N/A is shown where the base number of responses is less than 10 during the period. % is calculated as Quantity/Base number\*100

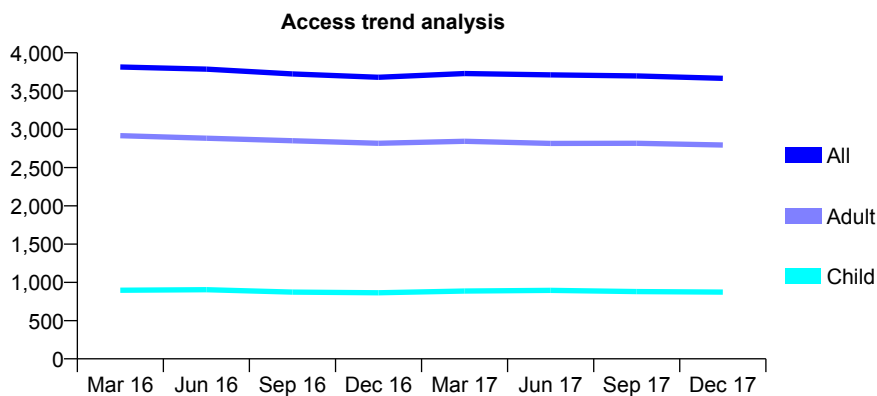
## 7A4 - Vital Signs At a Glance Contract Report for 140120/0001 - December 2017

Name or company name	N Dental Ltd
Contract type name	GDS Contract
Purpose of contract	General
Contract start date	01/09/2011
Contract end date	

17/18 Contracted general activity (UDA)	11,075
Carry forward general activity (UDA)	57
17/18 Contracted orthodontic activity (UOA)	0
Carry forward orthodontic activity (UOA)	0
Baseline contract value	£272,592.03

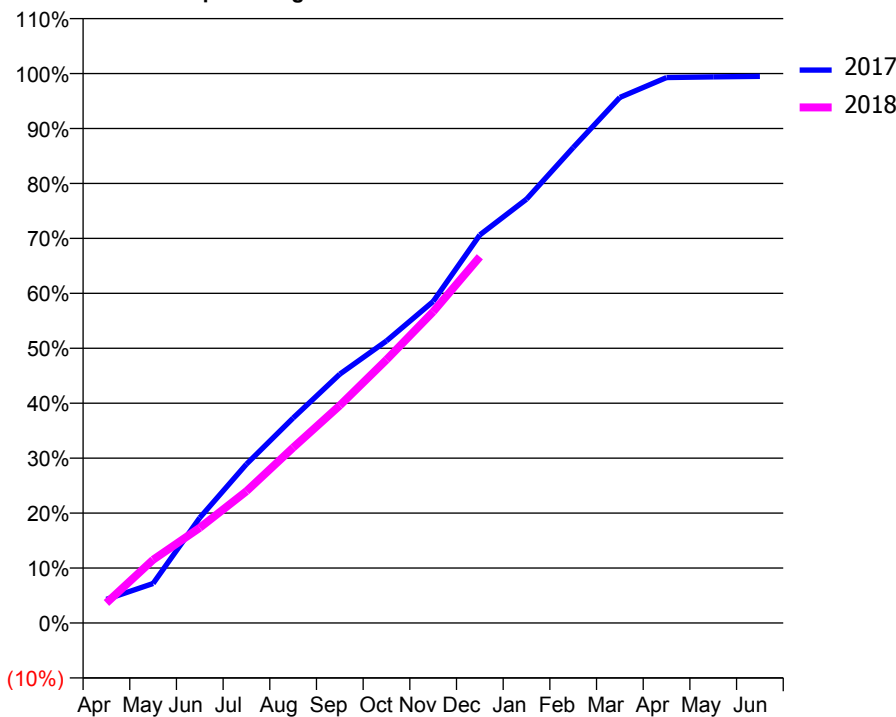
### ACCESS\*

Patients seen in 24 months	Total	Change since previous quarter
Quarter ending December 2016	3,681	
Quarter ending March 2017	3,729	→
Quarter ending June 2017	3,711	→
Quarter ending September 2017	3,698	→
Quarter ending December 2017	3,666	→
<b>Variance since December 2016</b>	<b>(0.4%)</b>	→



### ACTIVITY

Cumulative percentage of contracted UDA delivered 2017 & 2018



Month	Adjusted Scheduled Activity (UDA)	
	2017	2018
April	478	403
May	798	1,274
June	2,122	1,921
July	3,202	2,657
August	4,133	3,535
September	5,016	4,385
October	5,686	5,306
November	6,481	6,273
December	7,823	7,381
January	8,543	
February	9,582	
March	10,594	
April	10,994	
May	11,007	
June	11,018	

### QUALITY

	Quantity	Base Number	Contract	LHB	Wales
% of FP17s for the same patient ID Re-attending within 3 months - Children	88	1,000	8.8%	8.7%	11.0%
% of FP17s for the same patient ID Re-attending within 3 months - Adults	665	3,292	20.2%	15.6%	16.1%
% of FP17s for the same patient ID Re-attending between 3 & 9 months - Children	579	1,000	57.9%	56.9%	58.9%
% of FP17s for the same patient ID Re-attending between 3 & 9 months - Adults	1,837	3,292	55.8%	54.8%	55.2%
% of FP17s for Band 1 Urgent Courses	412	4,064	10.1%	9.2%	9.0%
% of FP17s Relating to Free Repair or Replacements	8	4,064	0.2%	0.7%	0.7%
% of FP17s Relating to Continuations	14	4,064	0.3%	0.9%	0.8%
% of Patients satisfied with the dentistry they have received	11	13	84.6%	91.4%	91.9%
% of Patients satisfied with the time they had to wait for an appointment	10	13	76.9%	88.0%	87.9%

\* This is based on patients treated on this contract for their most recent course of treatment. Figures in italics indicate the base number of FP17s or Patient Questionnaire responses are less than 100. N/A is shown where the base number of responses is less than 10 during the period. % is calculated as Quantity/Base number\*100

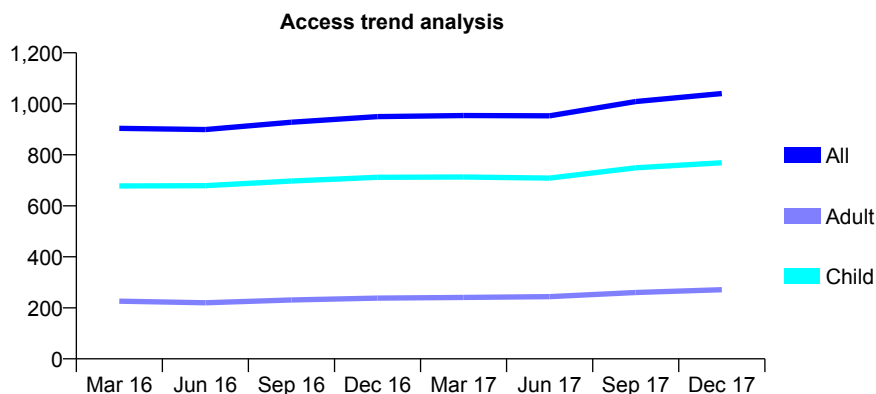
## 7A4 - Vital Signs At a Glance Contract Report for 140589/0001 - December 2017

Name or company name	Cowbridge Dental Care Limited
Contract type name	GDS Contract
Purpose of contract	General
Contract start date	01/09/2011
Contract end date	

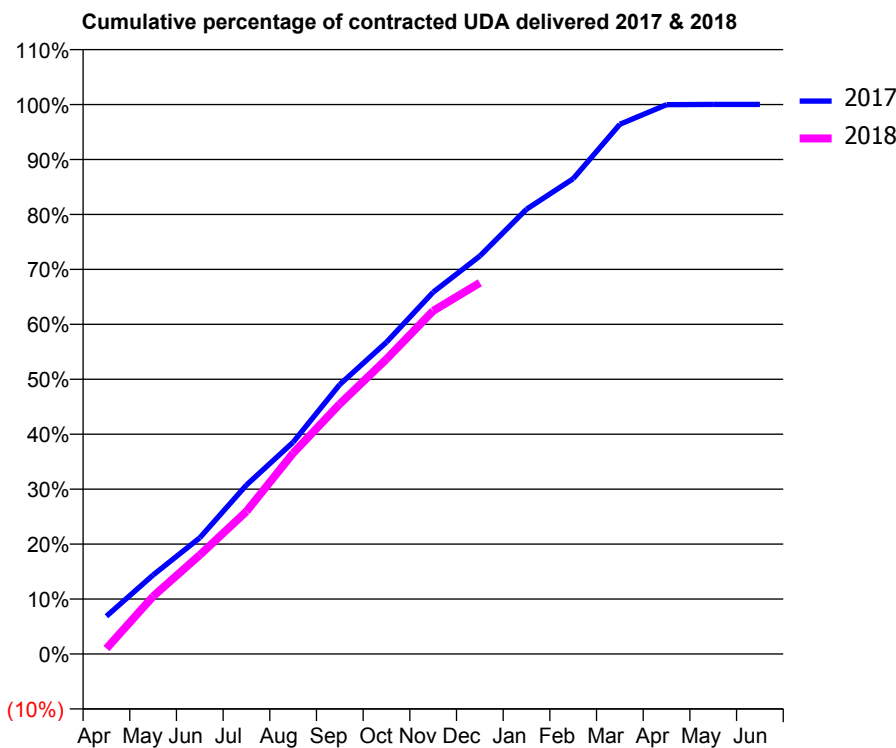
17/18 Contracted general activity (UDA)	1,999
Carry forward general activity (UDA)	0
17/18 Contracted orthodontic activity (UOA)	0
Carry forward orthodontic activity (UOA)	0
Baseline contract value	£53,455.56

### ACCESS\*

Patients seen in 24 months	Total	Change since previous quarter
Quarter ending December 2016	950	
Quarter ending March 2017	954	→
Quarter ending June 2017	953	→
Quarter ending September 2017	1,009	↑
Quarter ending December 2017	1,040	↑
<b>Variance since December 2016</b>	<b>9.5%</b>	<b>↑</b>



### ACTIVITY



Month	Adjusted Scheduled Activity (UDA)	
	2017	2018
April	137	20
May	287	210
June	423	360
July	615	519
August	771	731
September	980	910
October	1,134	1,073
November	1,316	1,248
December	1,448	1,350
January	1,618	
February	1,729	
March	1,927	
April	1,998	
May	1,999	
June	1,999	

### QUALITY

	Quantity	Base Number	Contract	LHB	Wales
% of FP17s for the same patient ID Re-attending within 3 months - Children	74	881	8.4%	8.7%	11.0%
% of FP17s for the same patient ID Re-attending within 3 months - Adults	23	168	13.7%	15.6%	16.1%
% of FP17s for the same patient ID Re-attending between 3 & 9 months - Children	482	881	54.7%	56.9%	58.9%
% of FP17s for the same patient ID Re-attending between 3 & 9 months - Adults	69	168	41.1%	54.8%	55.2%
% of FP17s for Band 1 Urgent Courses	67	1,003	6.7%	9.2%	9.0%
% of FP17s Relating to Free Repair or Replacements	2	1,003	0.2%	0.7%	0.7%
% of FP17s Relating to Continuations	0	1,003	0.0%	0.9%	0.8%
% of Patients satisfied with the dentistry they have received	2	3	N/A	91.4%	91.9%
% of Patients satisfied with the time they had to wait for an appointment	3	3	N/A	88.0%	87.9%

\* This is based on patients treated on this contract for their most recent course of treatment. Figures in italics indicate the base number of FP17s or Patient Questionnaire responses are less than 100. N/A is shown where the base number of responses is less than 10 during the period. % is calculated as Quantity/Base number\*100

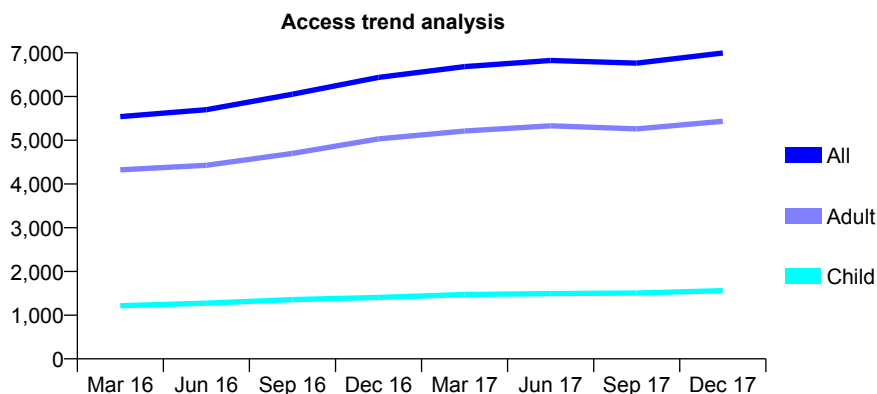
## 7A4 - Vital Signs At a Glance Contract Report for 140988/0001 - December 2017

Name or company name	Robert Phillips & Timothy Phillips
Contract type name	GDS Contract
Purpose of contract	General
Contract start date	01/10/2010
Contract end date	

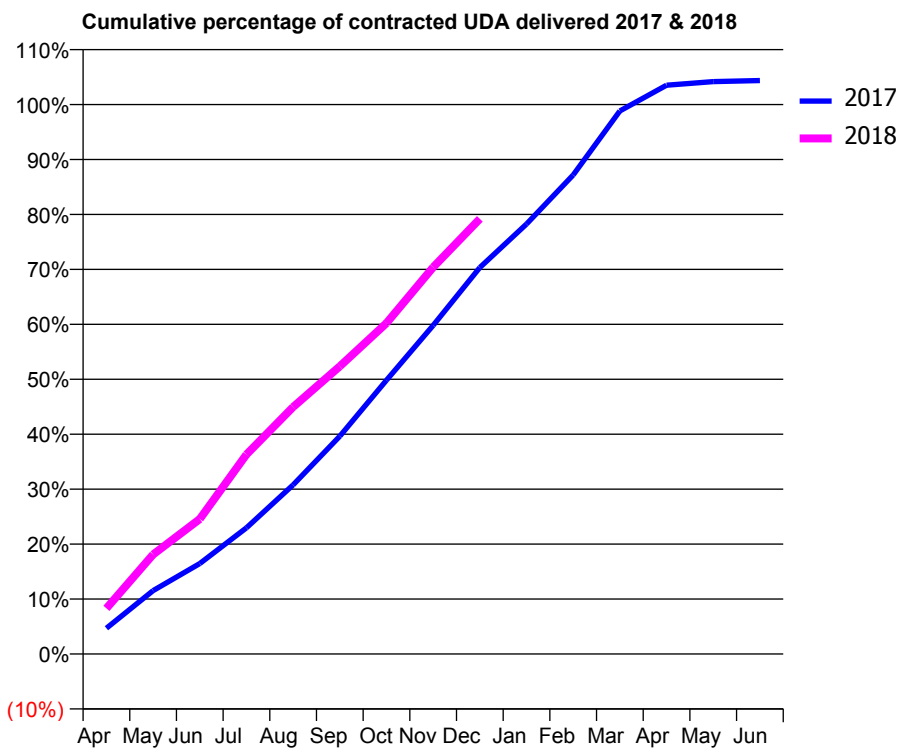
17/18 Contracted general activity (UDA)	19,832
Carry forward general activity (UDA)	-866
17/18 Contracted orthodontic activity (UOA)	0
Carry forward orthodontic activity (UOA)	0
Baseline contract value	£426,211.51

### ACCESS\*

Patients seen in 24 months	Total	Change since previous quarter
Quarter ending December 2016	6,437	
Quarter ending March 2017	6,683	↑
Quarter ending June 2017	6,825	↑
Quarter ending September 2017	6,765	→
Quarter ending December 2017	6,995	↑
<b>Variance since December 2016</b>	<b>8.7%</b>	<b>↑</b>



### ACTIVITY



Month	Adjusted Scheduled Activity (UDA)	
	2017	2018
April	932	1,650
May	2,289	3,593
June	3,265	4,871
July	4,553	7,202
August	6,106	8,915
September	7,860	10,385
October	9,884	11,941
November	11,860	13,957
December	13,951	15,704
January	15,518	
February	17,292	
March	19,600	
April	20,530	
May	20,656	
June	20,698	

### QUALITY

	Quantity	Base Number	Contract	LHB	Wales
% of FP17s for the same patient ID Re-attending within 3 months - Children	77	1,455	5.3%	8.7%	11.0%
% of FP17s for the same patient ID Re-attending within 3 months - Adults	676	4,983	13.6%	15.6%	16.1%
% of FP17s for the same patient ID Re-attending between 3 & 9 months - Children	686	1,455	47.1%	56.9%	58.9%
% of FP17s for the same patient ID Re-attending between 3 & 9 months - Adults	2,302	4,983	46.2%	54.8%	55.2%
% of FP17s for Band 1 Urgent Courses	447	6,053	7.4%	9.2%	9.0%
% of FP17s Relating to Free Repair or Replacements	30	6,053	0.5%	0.7%	0.7%
% of FP17s Relating to Continuations	98	6,053	1.6%	0.9%	0.8%
% of Patients satisfied with the dentistry they have received	23	25	92.0%	91.4%	91.9%
% of Patients satisfied with the time they had to wait for an appointment	23	25	92.0%	88.0%	87.9%

\* This is based on patients treated on this contract for their most recent course of treatment. Figures in italics indicate the base number of FP17s or Patient Questionnaire responses are less than 100. N/A is shown where the base number of responses is less than 10 during the period. % is calculated as Quantity/Base number\*100

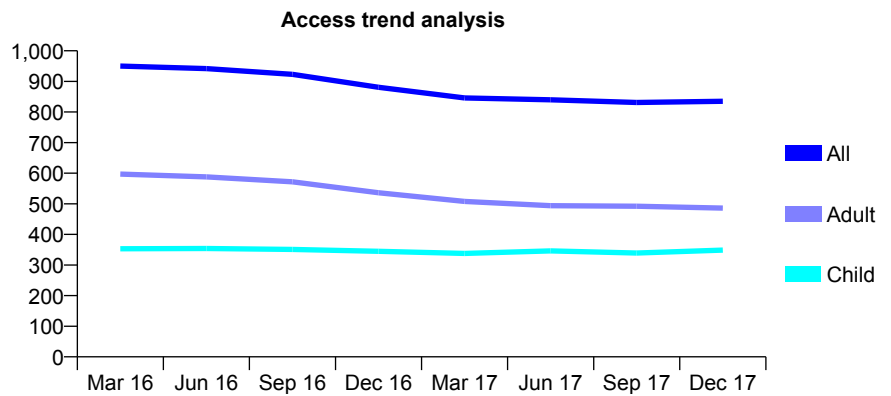
## 7A4 - Vital Signs At a Glance Contract Report for 142514/0001 - December 2017

Name or company name	RDSK Ltd
Contract type name	GDS Contract
Purpose of contract	General
Contract start date	01/07/2007
Contract end date	

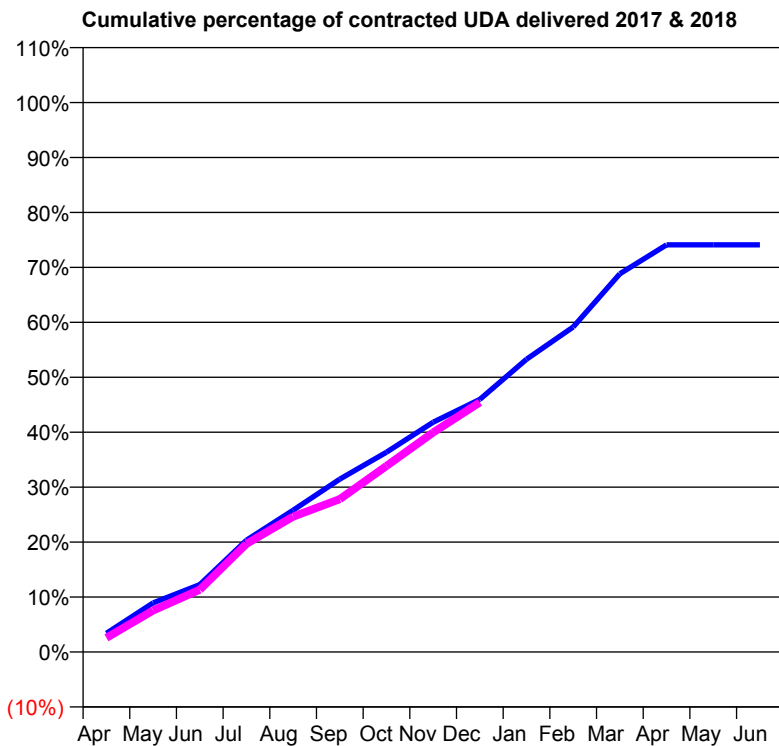
17/18 Contracted general activity (UDA)	2,369
Carry forward general activity (UDA)	0
17/18 Contracted orthodontic activity (UOA)	0
Carry forward orthodontic activity (UOA)	0
Baseline contract value	£52,153.98

### ACCESS\*

Patients seen in 24 months	Total	Change since previous quarter
Quarter ending December 2016	881	
Quarter ending March 2017	846	↓
Quarter ending June 2017	840	→
Quarter ending September 2017	831	↓
Quarter ending December 2017	835	→
<b>Variance since December 2016</b>	<b>(5.2%)</b>	<b>↓</b>



### ACTIVITY



Month	Adjusted Scheduled Activity (UDA)	
	2017	2018
April	93	61
May	244	179
June	334	269
July	555	466
August	703	584
September	858	659
October	991	802
November	1,140	947
December	1,253	1,077
January	1,452	
February	1,612	
March	1,876	
April	2,019	
May	2,019	
June	2,019	

### QUALITY

	Quantity	Base Number	Contract	LHB	Wales
% of FP17s for the same patient ID Re-attending within 3 months - Children	13	381	3.4%	8.7%	11.0%
% of FP17s for the same patient ID Re-attending within 3 months - Adults	26	381	6.8%	15.6%	16.1%
% of FP17s for the same patient ID Re-attending between 3 & 9 months - Children	245	381	64.3%	56.9%	58.9%
% of FP17s for the same patient ID Re-attending between 3 & 9 months - Adults	231	381	60.6%	54.8%	55.2%
% of FP17s for Band 1 Urgent Courses	18	709	2.5%	9.2%	9.0%
% of FP17s Relating to Free Repair or Replacements	0	709	0.0%	0.7%	0.7%
% of FP17s Relating to Continuations	0	709	0.0%	0.9%	0.8%
% of Patients satisfied with the dentistry they have received	2	2	N/A	91.4%	91.9%
% of Patients satisfied with the time they had to wait for an appointment	2	2	N/A	88.0%	87.9%

\* This is based on patients treated on this contract for their most recent course of treatment. Figures in italics indicate the base number of FP17s or Patient Questionnaire responses are less than 100. N/A is shown where the base number of responses is less than 10 during the period. % is calculated as Quantity/Base number\*100

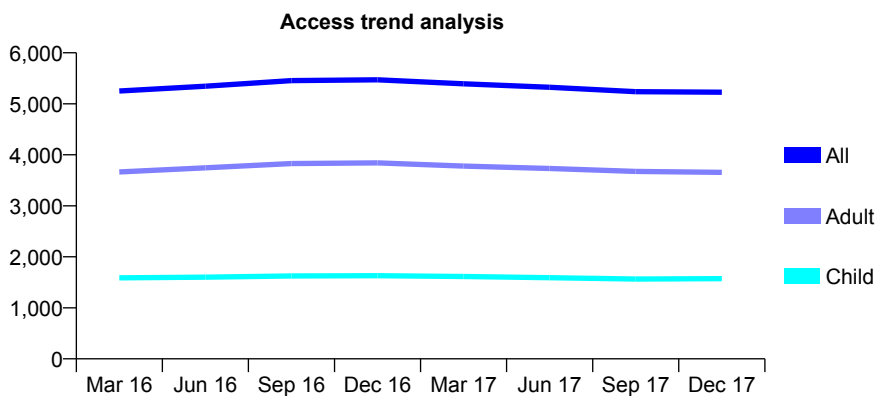
## 7A4 - Vital Signs At a Glance Contract Report for 151165/0002 - December 2017

Name or company name	Simon Hill Ltd
Contract type name	GDS Contract
Purpose of contract	General
Contract start date	01/09/2010
Contract end date	

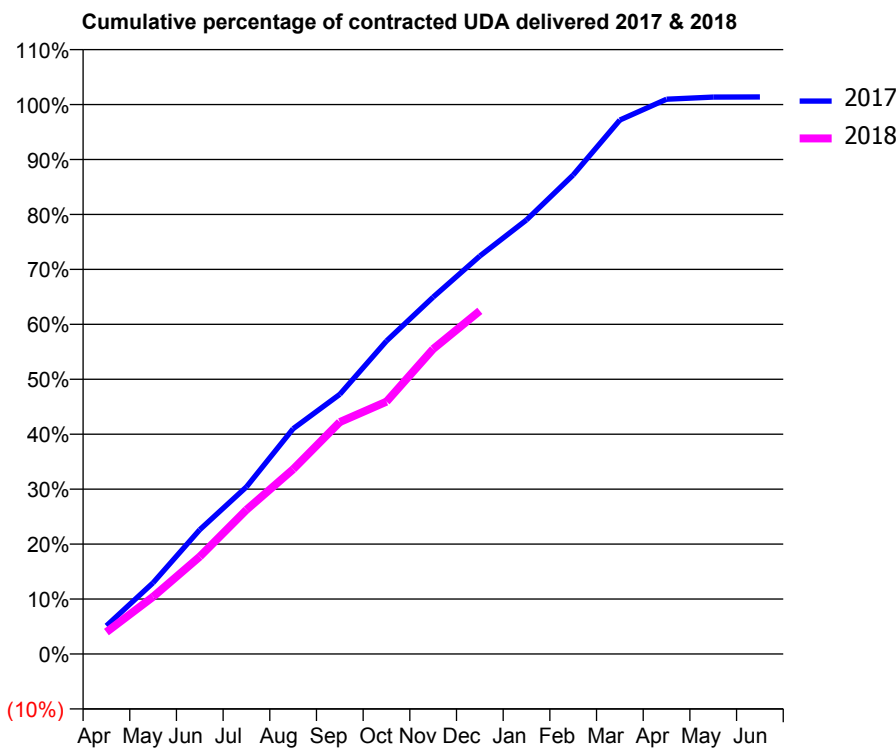
17/18 Contracted general activity (UDA)	15,820
Carry forward general activity (UDA)	-219
17/18 Contracted orthodontic activity (UOA)	0
Carry forward orthodontic activity (UOA)	0
Baseline contract value	£339,532.67

### ACCESS\*

Patients seen in 24 months	Total	Change since previous quarter
Quarter ending December 2016	5,471	
Quarter ending March 2017	5,393	↓
Quarter ending June 2017	5,324	↓
Quarter ending September 2017	5,238	↓
Quarter ending December 2017	5,228	→
<b>Variance since December 2016</b>	<b>(4.4%)</b>	<b>↓</b>



### ACTIVITY



Month	Adjusted Scheduled Activity (UDA)	
	2017	2018
April	813	631
May	2,051	1,648
June	3,581	2,803
July	4,813	4,153
August	6,487	5,318
September	7,478	6,678
October	9,012	7,266
November	10,274	8,781
December	11,459	9,881
January	12,497	
February	13,792	
March	15,375	
April	15,974	
May	16,032	
June	16,039	

### QUALITY

	Quantity	Base Number	Contract	LHB	Wales
% of FP17s for the same patient ID Re-attending within 3 months - Children	116	1,538	7.5%	8.7%	11.0%
% of FP17s for the same patient ID Re-attending within 3 months - Adults	444	3,548	12.5%	15.6%	16.1%
% of FP17s for the same patient ID Re-attending between 3 & 9 months - Children	898	1,538	58.4%	56.9%	58.9%
% of FP17s for the same patient ID Re-attending between 3 & 9 months - Adults	2,166	3,548	61.0%	54.8%	55.2%
% of FP17s for Band 1 Urgent Courses	257	4,786	5.4%	9.2%	9.0%
% of FP17s Relating to Free Repair or Replacements	54	4,786	1.1%	0.7%	0.7%
% of FP17s Relating to Continuations	2	4,786	0.0%	0.9%	0.8%
% of Patients satisfied with the dentistry they have received	14	14	100.0%	91.4%	91.9%
% of Patients satisfied with the time they had to wait for an appointment	13	14	92.9%	88.0%	87.9%

\* This is based on patients treated on this contract for their most recent course of treatment. Figures in italics indicate the base number of FP17s or Patient Questionnaire responses are less than 100. N/A is shown where the base number of responses is less than 10 during the period. % is calculated as Quantity/Base number\*100

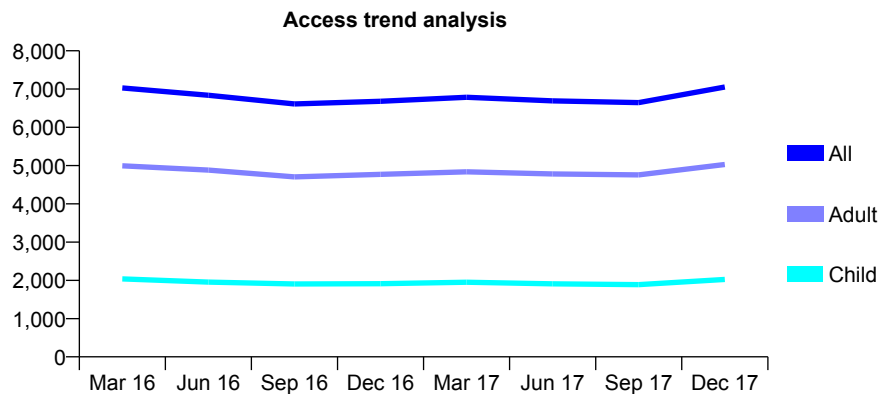
## 7A4 - Vital Signs At a Glance Contract Report for 154245/0001 - December 2017

Name or company name	Restore Dental Group
Contract type name	GDS Contract
Purpose of contract	General
Contract start date	01/04/2013
Contract end date	

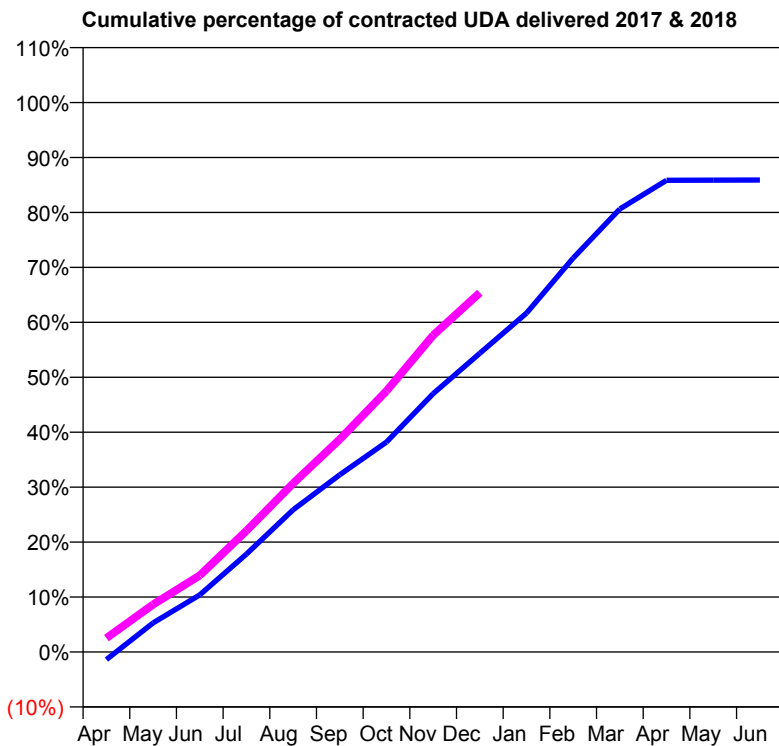
17/18 Contracted general activity (UDA)	25,220
Carry forward general activity (UDA)	0
17/18 Contracted orthodontic activity (UOA)	0
Carry forward orthodontic activity (UOA)	0
Baseline contract value	£574,252.43

### ACCESS\*

Patients seen in 24 months	Total	Change since previous quarter
Quarter ending December 2016	6,682	
Quarter ending March 2017	6,786	→
Quarter ending June 2017	6,690	↓
Quarter ending September 2017	6,647	→
Quarter ending December 2017	7,053	↑
<b>Variance since December 2016</b>	<b>5.6%</b>	<b>↑</b>



### ACTIVITY



Month	Adjusted Scheduled Activity (UDA)	
	2017	2018
April	-352	638
May	1,339	2,182
June	2,620	3,514
July	4,493	5,565
August	6,524	7,737
September	8,138	9,763
October	9,639	11,978
November	11,860	14,539
December	13,714	16,490
January	15,555	
February	18,081	
March	20,333	
April	21,648	
May	21,653	
June	21,660	

### QUALITY

	Quantity	Base Number	Contract	LHB	Wales
% of FP17s for the same patient ID Re-attending within 3 months - Children	187	2,051	9.1%	8.7%	11.0%
% of FP17s for the same patient ID Re-attending within 3 months - Adults	1,011	5,620	18.0%	15.6%	16.1%
% of FP17s for the same patient ID Re-attending between 3 & 9 months - Children	1,014	2,051	49.4%	56.9%	58.9%
% of FP17s for the same patient ID Re-attending between 3 & 9 months - Adults	2,937	5,620	52.3%	54.8%	55.2%
% of FP17s for Band 1 Urgent Courses	582	7,144	8.1%	9.2%	9.0%
% of FP17s Relating to Free Repair or Replacements	98	7,144	1.4%	0.7%	0.7%
% of FP17s Relating to Continuations	135	7,144	1.9%	0.9%	0.8%
% of Patients satisfied with the dentistry they have received	19	20	95.0%	91.4%	91.9%
% of Patients satisfied with the time they had to wait for an appointment	17	20	85.0%	88.0%	87.9%

\* This is based on patients treated on this contract for their most recent course of treatment. Figures in italics indicate the base number of FP17s or Patient Questionnaire responses are less than 100. N/A is shown where the base number of responses is less than 10 during the period. % is calculated as Quantity/Base number\*100

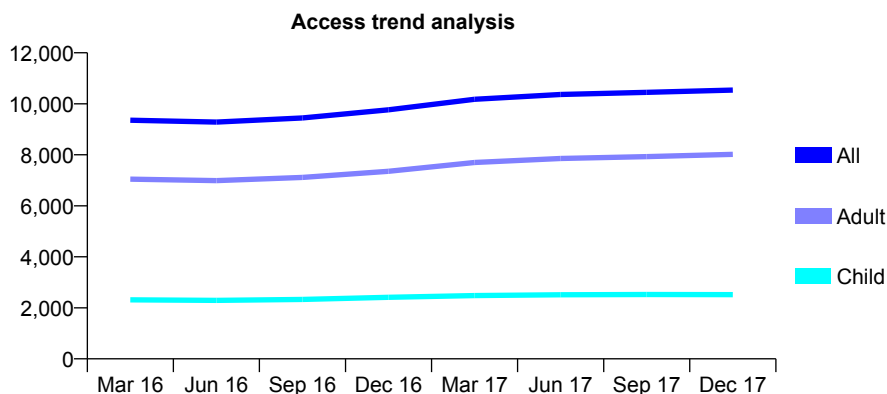
## 7A4 - Vital Signs At a Glance Contract Report for 154245/0002 - December 2017

Name or company name	Restore Dental Group
Contract type name	GDS Contract
Purpose of contract	General
Contract start date	01/04/2013
Contract end date	

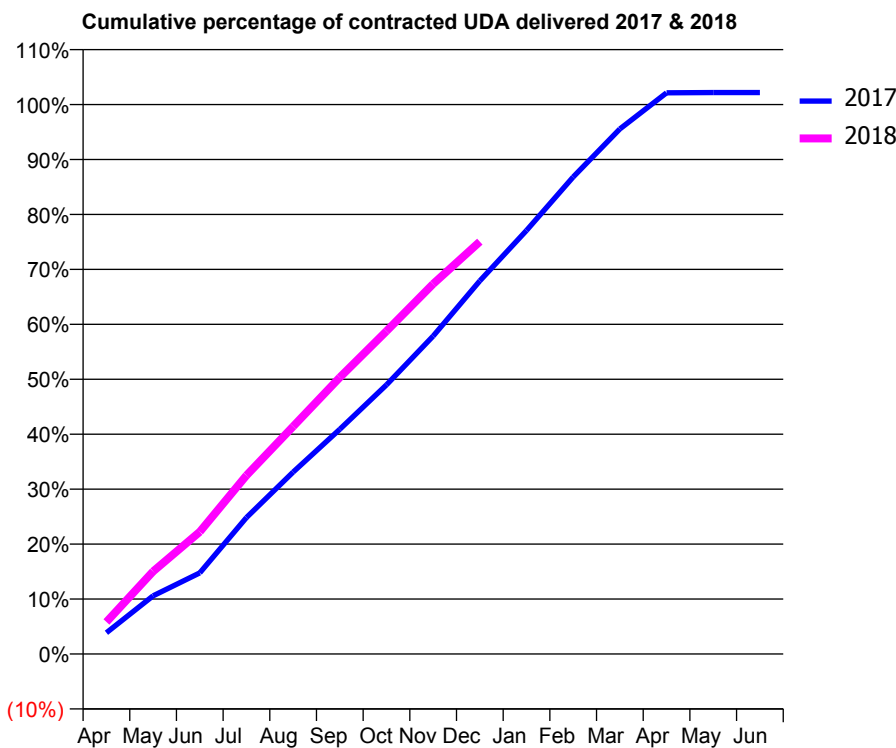
17/18 Contracted general activity (UDA)	31,265
Carry forward general activity (UDA)	-681
17/18 Contracted orthodontic activity (UOA)	0
Carry forward orthodontic activity (UOA)	0
Baseline contract value	£768,998.37

### ACCESS\*

Patients seen in 24 months	Total	Change since previous quarter
Quarter ending December 2016	9,767	
Quarter ending March 2017	10,180	↑
Quarter ending June 2017	10,365	→
Quarter ending September 2017	10,452	→
Quarter ending December 2017	10,536	→
<b>Variance since December 2016</b>	<b>7.9%</b>	<b>↑</b>



### ACTIVITY



Month	Adjusted Scheduled Activity (UDA)	
	2017	2018
April	1,214	1,827
May	3,309	4,704
June	4,615	6,951
July	7,767	10,163
August	10,351	12,945
September	12,788	15,743
October	15,316	18,370
November	18,088	21,061
December	21,231	23,466
January	24,099	
February	27,142	
March	29,872	
April	31,927	
May	31,943	
June	31,946	

### QUALITY

	Quantity	Base Number	Contract	LHB	Wales
% of FP17s for the same patient ID Re-attending within 3 months - Children	178	2,387	7.5%	8.7%	11.0%
% of FP17s for the same patient ID Re-attending within 3 months - Adults	1,459	8,208	17.8%	15.6%	16.1%
% of FP17s for the same patient ID Re-attending between 3 & 9 months - Children	1,129	2,387	47.3%	56.9%	58.9%
% of FP17s for the same patient ID Re-attending between 3 & 9 months - Adults	3,785	8,208	46.1%	54.8%	55.2%
% of FP17s for Band 1 Urgent Courses	1,032	9,758	10.6%	9.2%	9.0%
% of FP17s Relating to Free Repair or Replacements	95	9,758	1.0%	0.7%	0.7%
% of FP17s Relating to Continuations	220	9,758	2.3%	0.9%	0.8%
% of Patients satisfied with the dentistry they have received	34	36	94.4%	91.4%	91.9%
% of Patients satisfied with the time they had to wait for an appointment	31	36	86.1%	88.0%	87.9%

\* This is based on patients treated on this contract for their most recent course of treatment. Figures in italics indicate the base number of FP17s or Patient Questionnaire responses are less than 100. N/A is shown where the base number of responses is less than 10 during the period. % is calculated as Quantity/Base number\*100



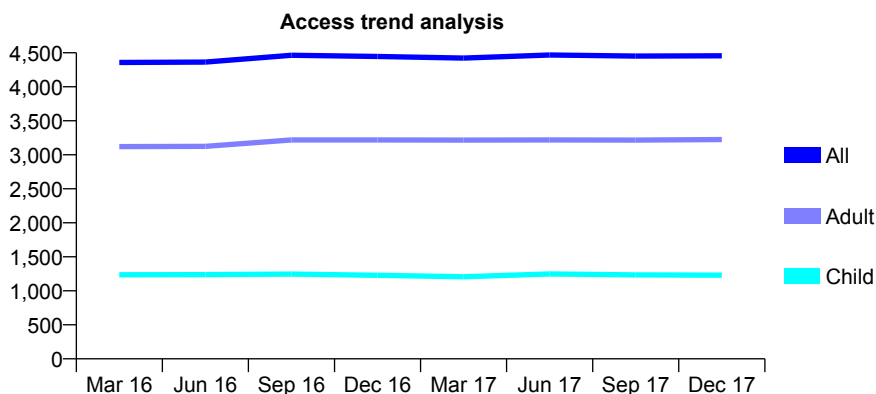
## 7A4 - Vital Signs At a Glance Contract Report for 154504/0001 - December 2017

Name or company name	Alison Jones Ltd
Contract type name	GDS Contract
Purpose of contract	General
Contract start date	01/08/2013
Contract end date	

17/18 Contracted general activity (UDA)	14,000
Carry forward general activity (UDA)	0
17/18 Contracted orthodontic activity (UOA)	0
Carry forward orthodontic activity (UOA)	0
Baseline contract value	£324,727.35

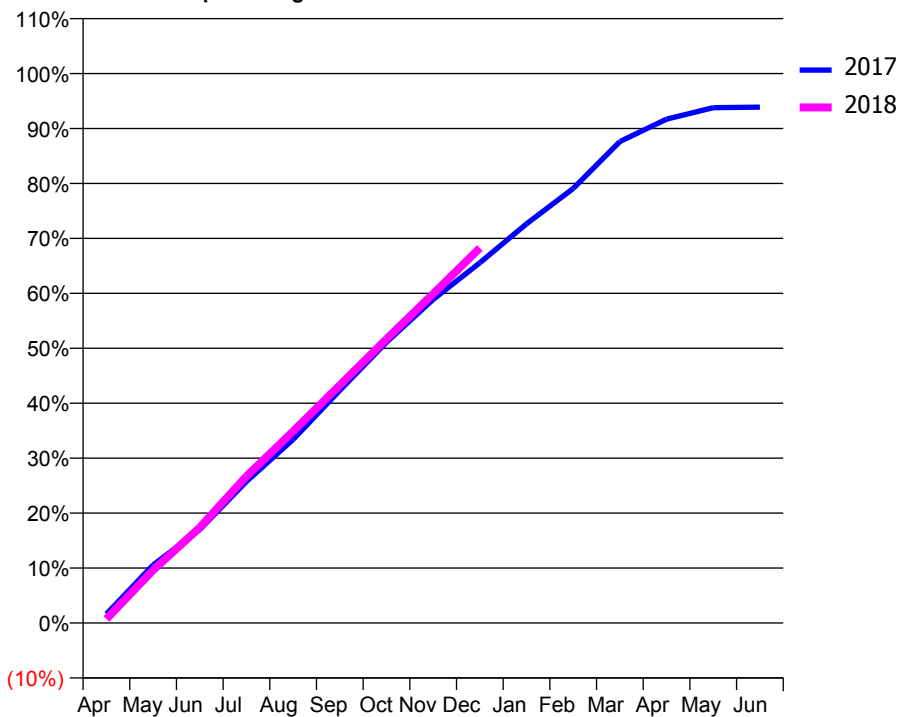
### ACCESS\*

Patients seen in 24 months	Total	Change since previous quarter
Quarter ending December 2016	4,447	
Quarter ending March 2017	4,423	→
Quarter ending June 2017	4,467	→
Quarter ending September 2017	4,452	→
Quarter ending December 2017	4,455	→
<b>Variance since December 2016</b>	<b>0.2%</b>	<b>→</b>



### ACTIVITY

Cumulative percentage of contracted UDA delivered 2017 & 2018



Month	Adjusted Scheduled Activity (UDA)	
	2017	2018
April	228	104
May	1,480	1,349
June	2,379	2,434
July	3,605	3,738
August	4,678	4,884
September	5,928	6,059
October	7,152	7,236
November	8,242	8,385
December	9,179	9,554
January	10,172	
February	11,070	
March	12,265	
April	12,837	
May	13,128	
June	13,143	

### QUALITY

	Quantity	Base Number	Contract	LHB	Wales
% of FP17s for the same patient ID Re-attending within 3 months - Children	132	1,331	9.9%	8.7%	11.0%
% of FP17s for the same patient ID Re-attending within 3 months - Adults	682	3,715	18.4%	15.6%	16.1%
% of FP17s for the same patient ID Re-attending between 3 & 9 months - Children	703	1,331	52.8%	56.9%	58.9%
% of FP17s for the same patient ID Re-attending between 3 & 9 months - Adults	2,068	3,715	55.7%	54.8%	55.2%
% of FP17s for Band 1 Urgent Courses	645	4,647	13.9%	9.2%	9.0%
% of FP17s Relating to Free Repair or Replacements	52	4,647	1.1%	0.7%	0.7%
% of FP17s Relating to Continuations	59	4,647	1.3%	0.9%	0.8%
% of Patients satisfied with the dentistry they have received	7	9	N/A	91.4%	91.9%
% of Patients satisfied with the time they had to wait for an appointment	6	9	N/A	88.0%	87.9%

\* This is based on patients treated on this contract for their most recent course of treatment. Figures in italics indicate the base number of FP17s or Patient Questionnaire responses are less than 100. N/A is shown where the base number of responses is less than 10 during the period. % is calculated as Quantity/Base number\*100

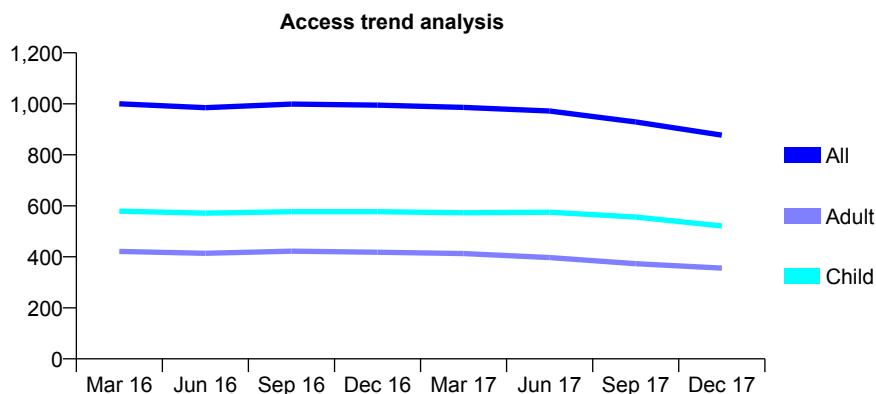
## 7A4 - Vital Signs At a Glance Contract Report for 154504/0002 - December 2017

Name or company name	Alison Jones Ltd
Contract type name	GDS Contract
Purpose of contract	General
Contract start date	01/08/2013
Contract end date	

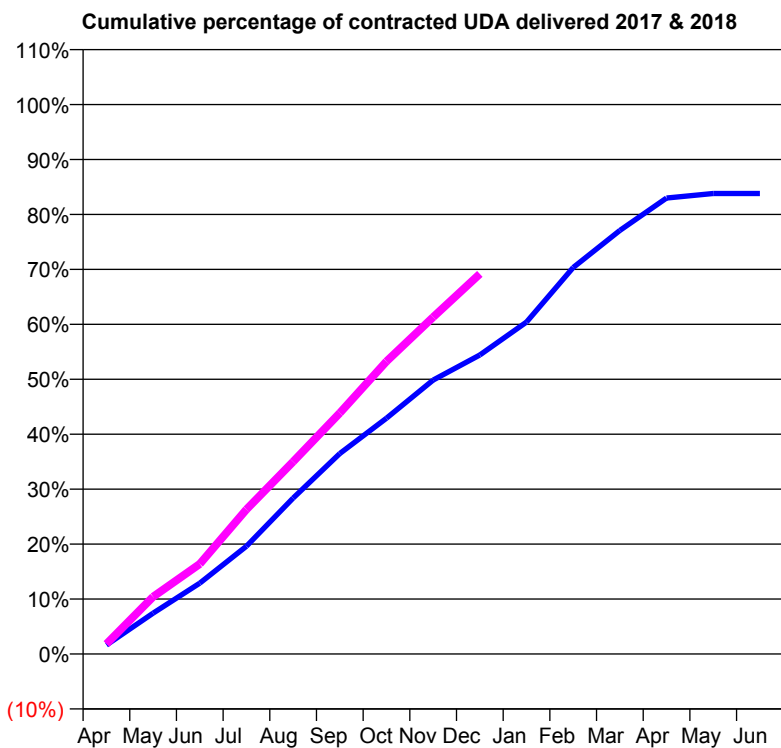
17/18 Contracted general activity (UDA)	2,300
Carry forward general activity (UDA)	0
17/18 Contracted orthodontic activity (UOA)	0
Carry forward orthodontic activity (UOA)	0
Baseline contract value	£59,265.84

### ACCESS\*

Patients seen in 24 months	Total	Change since previous quarter
Quarter ending December 2016	995	
Quarter ending March 2017	986	→
Quarter ending June 2017	972	↓
Quarter ending September 2017	929	↓
Quarter ending December 2017	877	↓
<b>Variance since December 2016</b>	<b>(11.9%)</b>	<b>↓</b>



### ACTIVITY



Month	Adjusted Scheduled Activity (UDA)	
	2017	2018
April	44	42
May	198	240
June	344	377
July	524	605
August	758	805
September	974	1,009
October	1,146	1,225
November	1,331	1,410
December	1,453	1,591
January	1,613	
February	1,878	
March	2,058	
April	2,215	
May	2,237	
June	2,237	

### QUALITY

	Quantity	Base Number	Contract	LHB	Wales
% of FP17s for the same patient ID Re-attending within 3 months - Children	35	602	5.8%	8.7%	11.0%
% of FP17s for the same patient ID Re-attending within 3 months - Adults	87	369	23.6%	15.6%	16.1%
% of FP17s for the same patient ID Re-attending between 3 & 9 months - Children	377	602	62.6%	56.9%	58.9%
% of FP17s for the same patient ID Re-attending between 3 & 9 months - Adults	193	369	52.3%	54.8%	55.2%
% of FP17s for Band 1 Urgent Courses	64	881	7.3%	9.2%	9.0%
% of FP17s Relating to Free Repair or Replacements	4	881	0.5%	0.7%	0.7%
% of FP17s Relating to Continuations	9	881	1.0%	0.9%	0.8%
% of Patients satisfied with the dentistry they have received	1	4	N/A	91.4%	91.9%
% of Patients satisfied with the time they had to wait for an appointment	2	4	N/A	88.0%	87.9%

\* This is based on patients treated on this contract for their most recent course of treatment. Figures in italics indicate the base number of FP17s or Patient Questionnaire responses are less than 100. N/A is shown where the base number of responses is less than 10 during the period. % is calculated as Quantity/Base number\*100

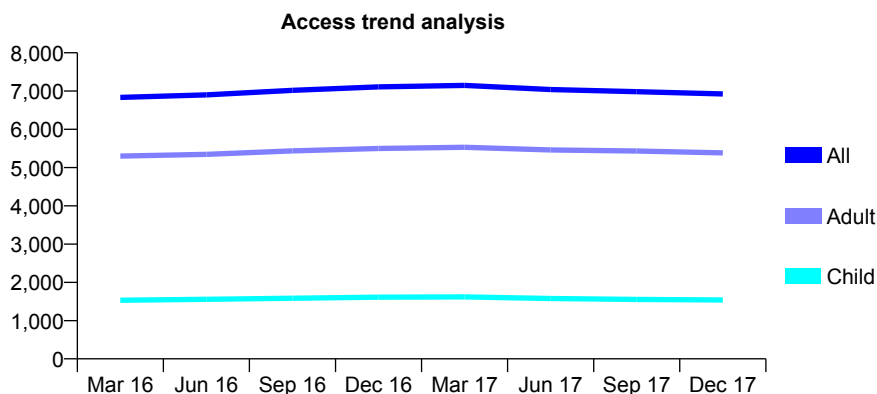
## 7A4 - Vital Signs At a Glance Contract Report for 157481/0001 - December 2017

Name or company name	Birchwood Health Ltd
Contract type name	GDS Contract
Purpose of contract	General
Contract start date	01/09/2009
Contract end date	

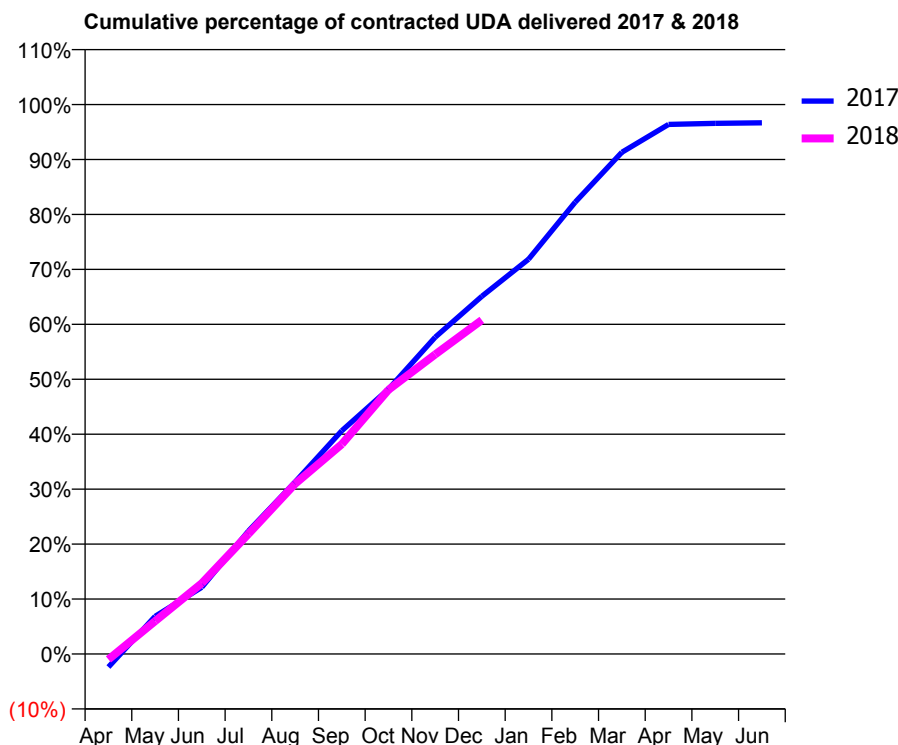
17/18 Contracted general activity (UDA)	26,295
Carry forward general activity (UDA)	873
17/18 Contracted orthodontic activity (UOA)	0
Carry forward orthodontic activity (UOA)	0
Baseline contract value	£599,137.24

### ACCESS\*

Patients seen in 24 months	Total	Change since previous quarter
Quarter ending December 2016	7,111	
Quarter ending March 2017	7,149	→
Quarter ending June 2017	7,041	↓
Quarter ending September 2017	6,984	→
Quarter ending December 2017	6,925	→
<b>Variance since December 2016</b>	<b>(2.6%)</b>	<b>↓</b>



### ACTIVITY



Month	Adjusted Scheduled Activity (UDA)	
	2017	2018
April	-629	-264
May	1,801	1,570
June	3,194	3,382
July	5,884	5,745
August	8,235	8,143
September	10,683	10,042
October	12,673	12,644
November	15,161	14,334
December	17,118	15,979
January	18,889	
February	21,625	
March	24,009	
April	25,343	
May	25,395	
June	25,422	

### QUALITY

	Quantity	Base Number	Contract	LHB	Wales
% of FP17s for the same patient ID Re-attending within 3 months - Children	225	1,701	13.2%	8.7%	11.0%
% of FP17s for the same patient ID Re-attending within 3 months - Adults	1,449	6,235	23.2%	15.6%	16.1%
% of FP17s for the same patient ID Re-attending between 3 & 9 months - Children	907	1,701	53.3%	56.9%	58.9%
% of FP17s for the same patient ID Re-attending between 3 & 9 months - Adults	3,259	6,235	52.3%	54.8%	55.2%
% of FP17s for Band 1 Urgent Courses	846	7,346	11.5%	9.2%	9.0%
% of FP17s Relating to Free Repair or Replacements	135	7,346	1.8%	0.7%	0.7%
% of FP17s Relating to Continuations	123	7,346	1.7%	0.9%	0.8%
% of Patients satisfied with the dentistry they have received	31	38	81.6%	91.4%	91.9%
% of Patients satisfied with the time they had to wait for an appointment	34	38	89.5%	88.0%	87.9%

\* This is based on patients treated on this contract for their most recent course of treatment. Figures in italics indicate the base number of FP17s or Patient Questionnaire responses are less than 100. N/A is shown where the base number of responses is less than 10 during the period. % is calculated as Quantity/Base number\*100

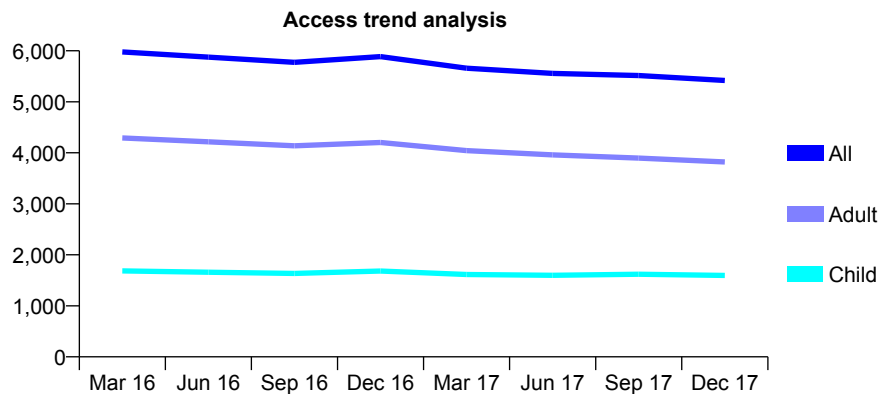
## 7A4 - Vital Signs At a Glance Contract Report for 158194/0014 - December 2017

Name or company name	Denticare Ltd
Contract type name	GDS Contract
Purpose of contract	General
Contract start date	06/01/2007
Contract end date	

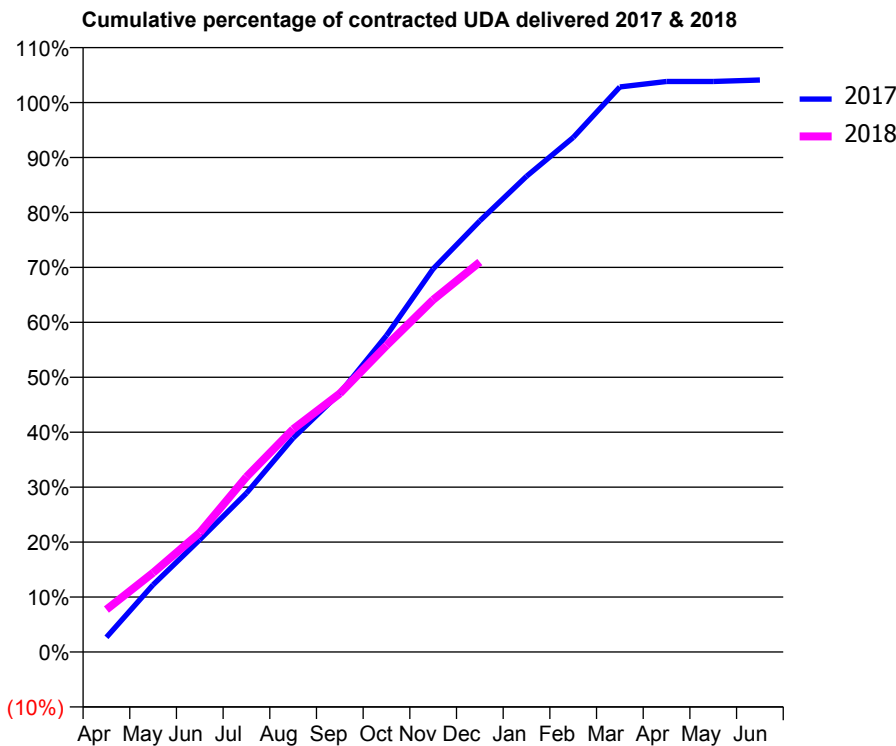
17/18 Contracted general activity (UDA)	19,453
Carry forward general activity (UDA)	-734
17/18 Contracted orthodontic activity (UOA)	0
Carry forward orthodontic activity (UOA)	0
Baseline contract value	£477,928.25

### ACCESS\*

Patients seen in 24 months	Total	Change since previous quarter
Quarter ending December 2016	5,885	
Quarter ending March 2017	5,658	↓
Quarter ending June 2017	5,558	↓
Quarter ending September 2017	5,515	→
Quarter ending December 2017	5,418	↓
<b>Variance since December 2016</b>	<b>(7.9%)</b>	<b>↓</b>



### ACTIVITY



Month	Adjusted Scheduled Activity (UDA)	
	2017	2018
April	483	1,503
May	2,199	2,804
June	3,672	4,225
July	5,195	6,201
August	6,996	7,891
September	8,466	9,151
October	10,347	10,849
November	12,529	12,469
December	14,096	13,807
January	15,551	
February	16,821	
March	18,473	
April	18,654	
May	18,654	
June	18,700	

### QUALITY

	Quantity	Base Number	Contract	LHB	Wales
% of FP17s for the same patient ID Re-attending within 3 months - Children	65	1,443	4.5%	8.7%	11.0%
% of FP17s for the same patient ID Re-attending within 3 months - Adults	412	3,650	11.3%	15.6%	16.1%
% of FP17s for the same patient ID Re-attending between 3 & 9 months - Children	767	1,443	53.2%	56.9%	58.9%
% of FP17s for the same patient ID Re-attending between 3 & 9 months - Adults	2,046	3,650	56.1%	54.8%	55.2%
% of FP17s for Band 1 Urgent Courses	381	4,999	7.6%	9.2%	9.0%
% of FP17s Relating to Free Repair or Replacements	6	4,999	0.1%	0.7%	0.7%
% of FP17s Relating to Continuations	14	4,999	0.3%	0.9%	0.8%
% of Patients satisfied with the dentistry they have received	12	13	92.3%	91.4%	91.9%
% of Patients satisfied with the time they had to wait for an appointment	12	13	92.3%	88.0%	87.9%

\* This is based on patients treated on this contract for their most recent course of treatment. Figures in italics indicate the base number of FP17s or Patient Questionnaire responses are less than 100. N/A is shown where the base number of responses is less than 10 during the period. % is calculated as Quantity/Base number\*100

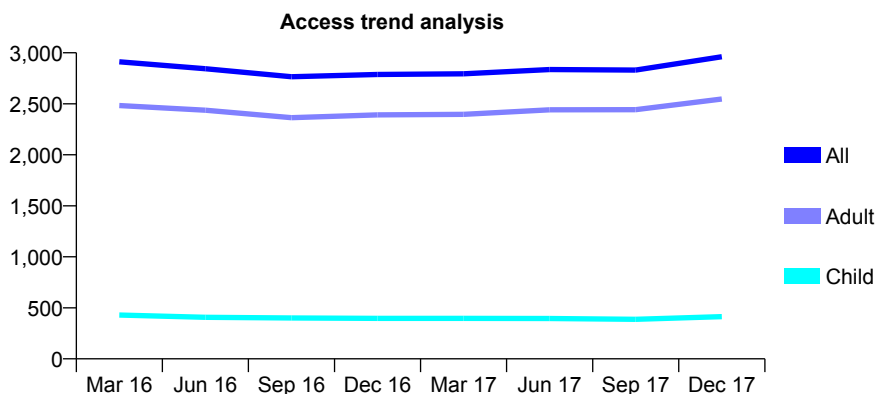
## 7A4 - Vital Signs At a Glance Contract Report for 158194/0020 - December 2017

Name or company name	Denticare Ltd
Contract type name	GDS Contract
Purpose of contract	General
Contract start date	01/05/2008
Contract end date	

17/18 Contracted general activity (UDA)	12,620
Carry forward general activity (UDA)	0
17/18 Contracted orthodontic activity (UOA)	0
Carry forward orthodontic activity (UOA)	0
Baseline contract value	£307,407.49

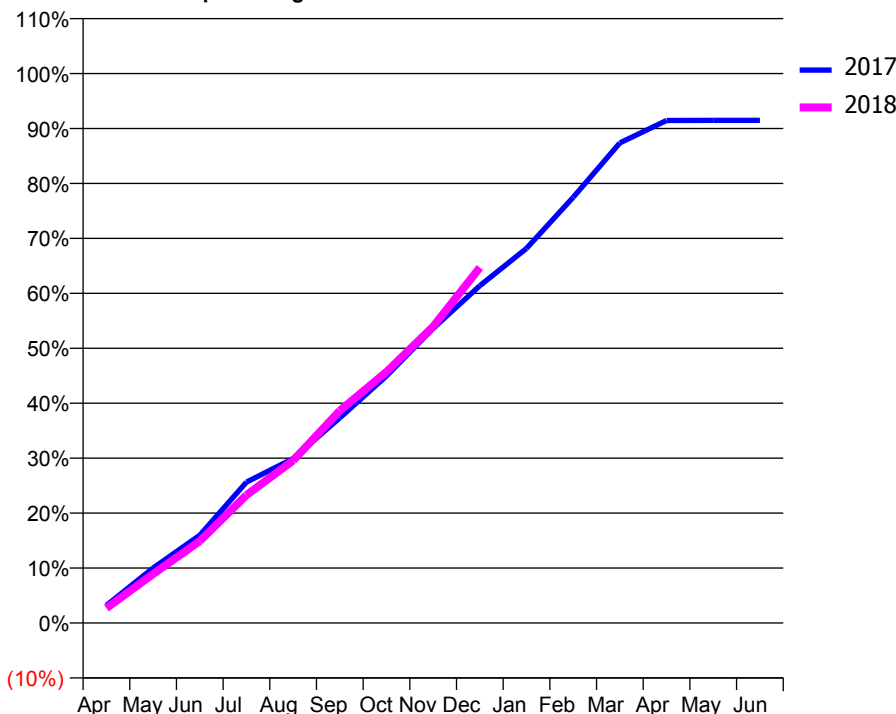
### ACCESS\*

Patients seen in 24 months	Total	Change since previous quarter
Quarter ending December 2016	2,788	
Quarter ending March 2017	2,794	→
Quarter ending June 2017	2,836	→
Quarter ending September 2017	2,831	→
Quarter ending December 2017	2,961	↑
<b>Variance since December 2016</b>	<b>6.2%</b>	<b>↑</b>



### ACTIVITY

Cumulative percentage of contracted UDA delivered 2017 & 2018



Adjusted Scheduled Activity (UDA)

Month	2017	2018
April	405	340
May	1,262	1,126
June	2,018	1,883
July	3,235	2,937
August	3,779	3,731
September	4,712	4,878
October	5,673	5,769
November	6,766	6,810
December	7,747	8,162
January	8,605	
February	9,777	
March	11,027	
April	11,541	
May	11,544	
June	11,544	

### QUALITY

	Quantity	Base Number	Contract	LHB	Wales
% of FP17s for the same patient ID Re-attending within 3 months - Children	18	409	4.4%	8.7%	11.0%
% of FP17s for the same patient ID Re-attending within 3 months - Adults	232	2,502	9.3%	15.6%	16.1%
% of FP17s for the same patient ID Re-attending between 3 & 9 months - Children	228	409	55.7%	56.9%	58.9%
% of FP17s for the same patient ID Re-attending between 3 & 9 months - Adults	1,356	2,502	54.2%	54.8%	55.2%
% of FP17s for Band 1 Urgent Courses	144	2,772	5.2%	9.2%	9.0%
% of FP17s Relating to Free Repair or Replacements	4	2,772	0.1%	0.7%	0.7%
% of FP17s Relating to Continuations	26	2,772	0.9%	0.9%	0.8%
% of Patients satisfied with the dentistry they have received	8	9	N/A	91.4%	91.9%
% of Patients satisfied with the time they had to wait for an appointment	7	9	N/A	88.0%	87.9%

\* This is based on patients treated on this contract for their most recent course of treatment. Figures in italics indicate the base number of FP17s or Patient Questionnaire responses are less than 100. N/A is shown where the base number of responses is less than 10 during the period. % is calculated as Quantity/Base number\*100

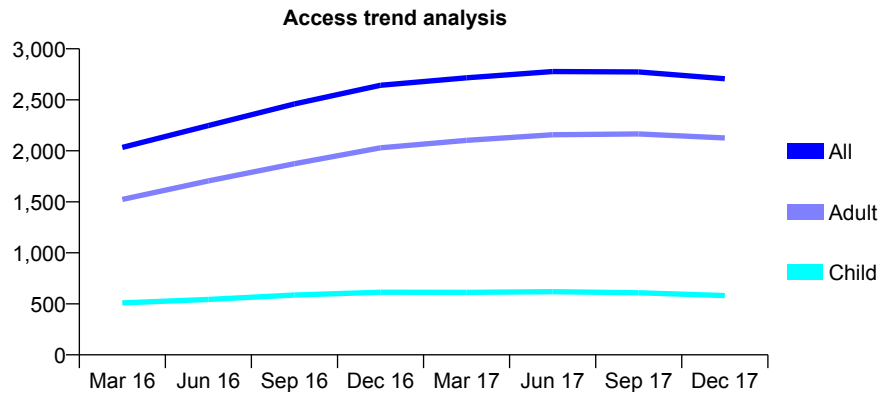
## 7A4 - Vital Signs At a Glance Contract Report for 158194/0027 - December 2017

Name or company name	Denticare Ltd
Contract type name	GDS Contract
Purpose of contract	General
Contract start date	01/04/2011
Contract end date	

17/18 Contracted general activity (UDA)	7,010
Carry forward general activity (UDA)	-275
17/18 Contracted orthodontic activity (UOA)	0
Carry forward orthodontic activity (UOA)	0
Baseline contract value	£171,309.90

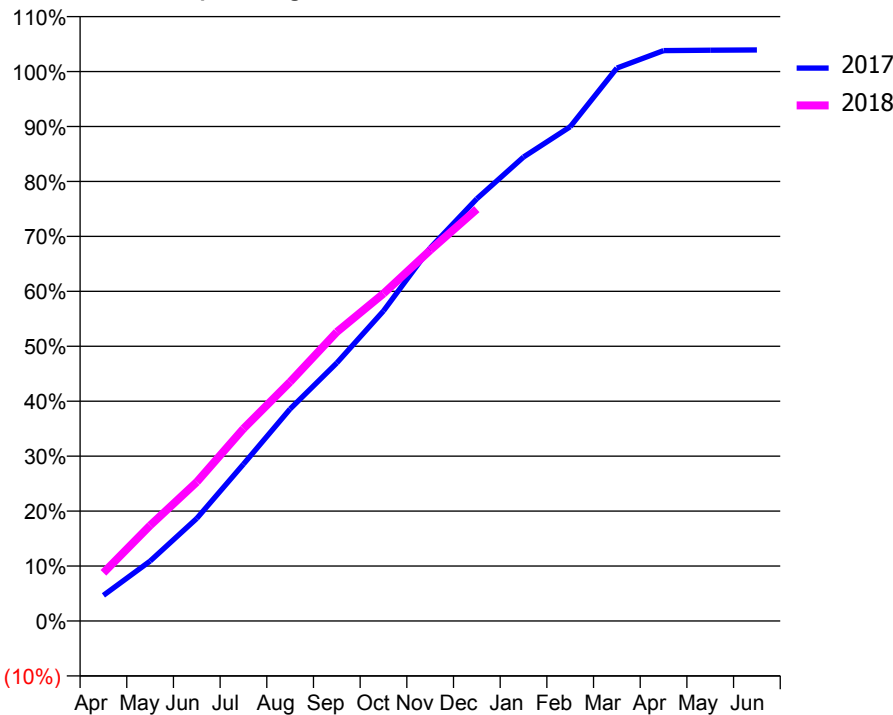
### ACCESS\*

Patients seen in 24 months	Total	Change since previous quarter
Quarter ending December 2016	2,643	
Quarter ending March 2017	2,716	↑
Quarter ending June 2017	2,777	↑
Quarter ending September 2017	2,773	→
Quarter ending December 2017	2,707	↓
<b>Variance since December 2016</b>	<b>2.4%</b>	<b>↑</b>



### ACTIVITY

Cumulative percentage of contracted UDA delivered 2017 & 2018



Month	Adjusted Scheduled Activity (UDA)	
	2017	2018
April	328	614
May	764	1,218
June	1,309	1,773
July	2,001	2,454
August	2,706	3,051
September	3,292	3,687
October	3,956	4,177
November	4,759	4,730
December	5,386	5,254
January	5,918	
February	6,306	
March	7,054	
April	7,277	
May	7,282	
June	7,285	

### QUALITY

	Quantity	Base Number	Contract	LHB	Wales
% of FP17s for the same patient ID Re-attending within 3 months - Children	35	605	5.8%	8.7%	11.0%
% of FP17s for the same patient ID Re-attending within 3 months - Adults	294	2,155	13.6%	15.6%	16.1%
% of FP17s for the same patient ID Re-attending between 3 & 9 months - Children	366	605	60.5%	56.9%	58.9%
% of FP17s for the same patient ID Re-attending between 3 & 9 months - Adults	1,256	2,155	58.3%	54.8%	55.2%
% of FP17s for Band 1 Urgent Courses	193	2,628	7.3%	9.2%	9.0%
% of FP17s Relating to Free Repair or Replacements	10	2,628	0.4%	0.7%	0.7%
% of FP17s Relating to Continuations	30	2,628	1.1%	0.9%	0.8%
% of Patients satisfied with the dentistry they have received	9	9	N/A	91.4%	91.9%
% of Patients satisfied with the time they had to wait for an appointment	7	9	N/A	88.0%	87.9%

\* This is based on patients treated on this contract for their most recent course of treatment. Figures in italics indicate the base number of FP17s or Patient Questionnaire responses are less than 100. N/A is shown where the base number of responses is less than 10 during the period. % is calculated as Quantity/Base number\*100

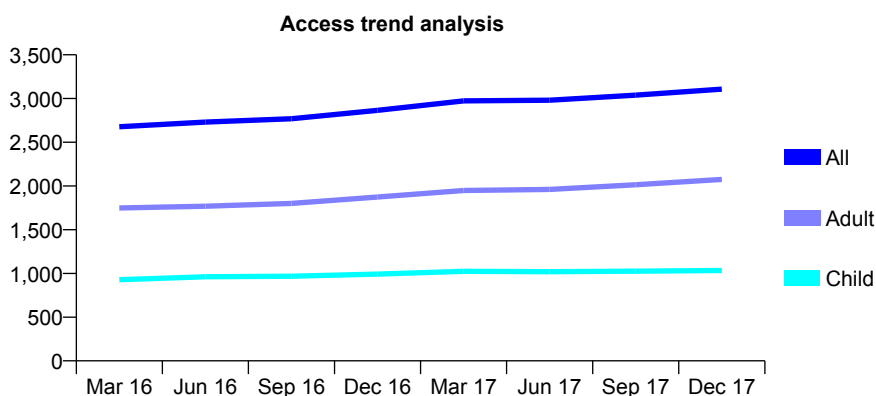
## 7A4 - Vital Signs At a Glance Contract Report for 158429/0001 - December 2017

Name or company name	PD Care Limited
Contract type name	GDS Contract
Purpose of contract	General
Contract start date	01/10/2011
Contract end date	

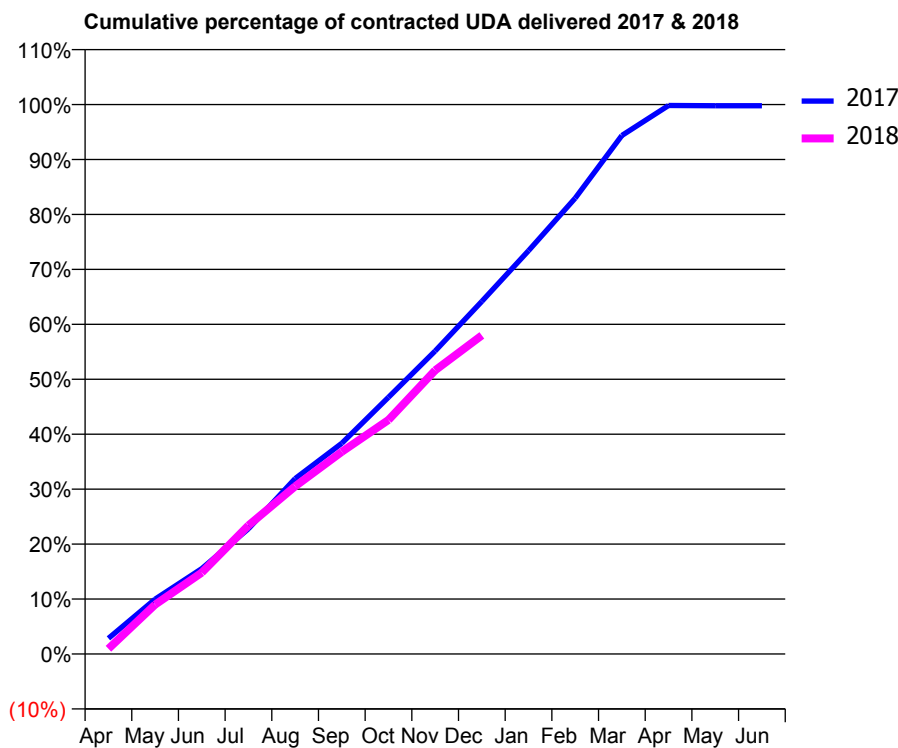
17/18 Contracted general activity (UDA)	10,160
Carry forward general activity (UDA)	23
17/18 Contracted orthodontic activity (UOA)	0
Carry forward orthodontic activity (UOA)	0
Baseline contract value	£248,326.76

### ACCESS\*

Patients seen in 24 months	Total	Change since previous quarter
Quarter ending December 2016	2,865	
Quarter ending March 2017	2,973	↑
Quarter ending June 2017	2,980	→
Quarter ending September 2017	3,039	→
Quarter ending December 2017	3,108	↑
<b>Variance since December 2016</b>	<b>8.5%</b>	<b>↑</b>



### ACTIVITY



Month	Adjusted Scheduled Activity (UDA)	
	2017	2018
April	291	96
May	1,014	912
June	1,580	1,506
July	2,317	2,378
August	3,242	3,100
September	3,898	3,739
October	4,748	4,327
November	5,602	5,244
December	6,520	5,891
January	7,456	
February	8,429	
March	9,586	
April	10,142	
May	10,137	
June	10,137	

### QUALITY

	Quantity	Base Number	Contract	LHB	Wales
% of FP17s for the same patient ID Re-attending within 3 months - Children	62	1,105	5.6%	8.7%	11.0%
% of FP17s for the same patient ID Re-attending within 3 months - Adults	363	2,381	15.2%	15.6%	16.1%
% of FP17s for the same patient ID Re-attending between 3 & 9 months - Children	795	1,105	71.9%	56.9%	58.9%
% of FP17s for the same patient ID Re-attending between 3 & 9 months - Adults	1,518	2,381	63.8%	54.8%	55.2%
% of FP17s for Band 1 Urgent Courses	209	3,260	6.4%	9.2%	9.0%
% of FP17s Relating to Free Repair or Replacements	21	3,260	0.6%	0.7%	0.7%
% of FP17s Relating to Continuations	22	3,260	0.7%	0.9%	0.8%
% of Patients satisfied with the dentistry they have received	52	56	92.9%	91.4%	91.9%
% of Patients satisfied with the time they had to wait for an appointment	51	56	91.1%	88.0%	87.9%

\* This is based on patients treated on this contract for their most recent course of treatment. Figures in italics indicate the base number of FP17s or Patient Questionnaire responses are less than 100. N/A is shown where the base number of responses is less than 10 during the period. % is calculated as Quantity/Base number\*100

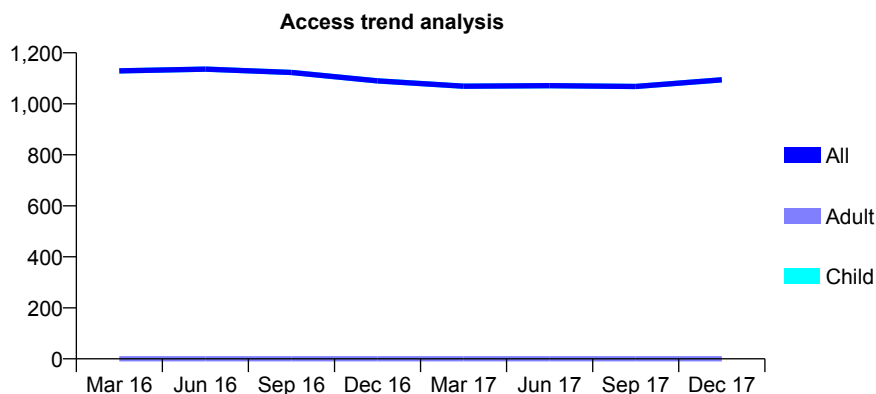
## 7A4 - Vital Signs At a Glance Contract Report for 159573/0001 - December 2017

Name or company name	S M Clark Limited
Contract type name	GDS Contract
Purpose of contract	General
Contract start date	01/11/2012
Contract end date	

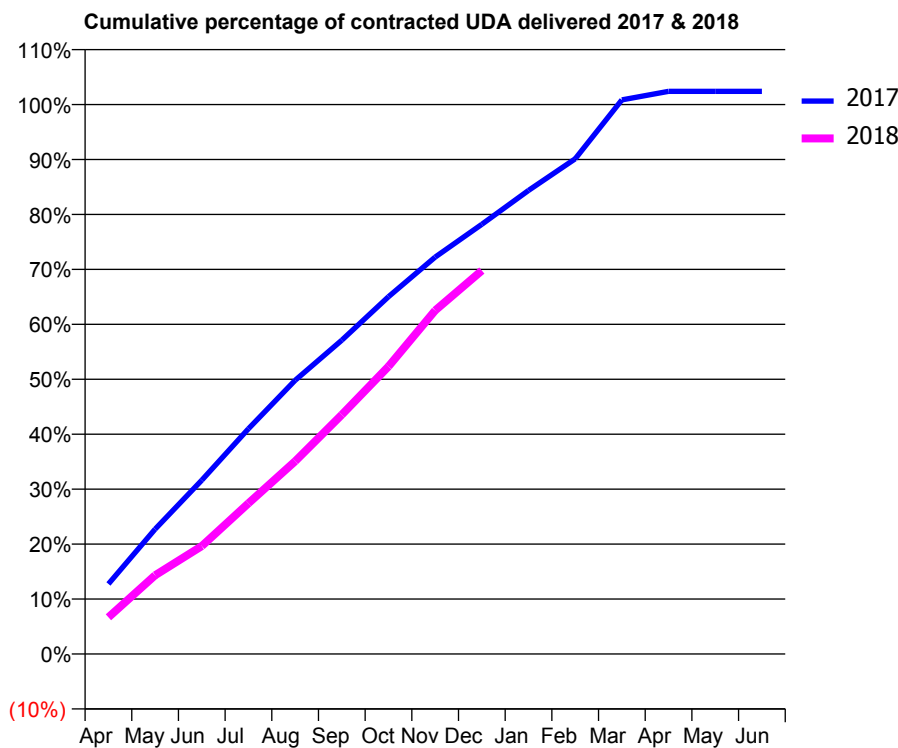
17/18 Contracted general activity (UDA)	2,315
Carry forward general activity (UDA)	-55
17/18 Contracted orthodontic activity (UOA)	0
Carry forward orthodontic activity (UOA)	0
Baseline contract value	£54,890.15

### ACCESS\*

Patients seen in 24 months	Total	Change since previous quarter
Quarter ending December 2016	1,090	
Quarter ending March 2017	1,069	↓
Quarter ending June 2017	1,071	→
Quarter ending September 2017	1,068	→
Quarter ending December 2017	1,094	↑
<b>Variance since December 2016</b>	<b>0.4%</b>	<b>→</b>



### ACTIVITY



Month	Adjusted Scheduled Activity (UDA)	
	2017	2018
April	295	155
May	526	332
June	732	455
July	949	635
August	1,153	812
September	1,322	1,008
October	1,505	1,211
November	1,672	1,447
December	1,810	1,615
January	1,953	
February	2,086	
March	2,334	
April	2,370	
May	2,370	
June	2,370	

### QUALITY

	Quantity	Base Number	Contract	LHB	Wales
% of FP17s for the same patient ID Re-attending within 3 months - Children	29	1,199	2.4%	8.7%	11.0%
% of FP17s for the same patient ID Re-attending within 3 months - Adults	0	0	N/A	15.6%	16.1%
% of FP17s for the same patient ID Re-attending between 3 & 9 months - Children	847	1,199	70.6%	56.9%	58.9%
% of FP17s for the same patient ID Re-attending between 3 & 9 months - Adults	0	0	N/A	54.8%	55.2%
% of FP17s for Band 1 Urgent Courses	2	1,171	0.2%	9.2%	9.0%
% of FP17s Relating to Free Repair or Replacements	0	1,171	0.0%	0.7%	0.7%
% of FP17s Relating to Continuations	0	1,171	0.0%	0.9%	0.8%
% of Patients satisfied with the dentistry they have received	4	4	N/A	91.4%	91.9%
% of Patients satisfied with the time they had to wait for an appointment	3	4	N/A	88.0%	87.9%

\* This is based on patients treated on this contract for their most recent course of treatment. Figures in italics indicate the base number of FP17s or Patient Questionnaire responses are less than 100. N/A is shown where the base number of responses is less than 10 during the period. % is calculated as Quantity/Base number\*100



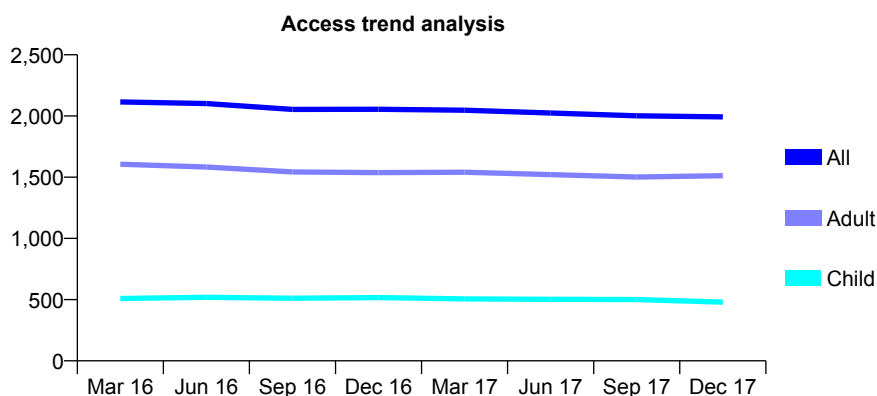
## 7A4 - Vital Signs At a Glance Contract Report for 161594/0001 - December 2017

Name or company name	Advance Dental Care Ltd
Contract type name	GDS Contract
Purpose of contract	General
Contract start date	16/06/2008
Contract end date	

17/18 Contracted general activity (UDA)	10,500
Carry forward general activity (UDA)	221
17/18 Contracted orthodontic activity (UOA)	0
Carry forward orthodontic activity (UOA)	0
Baseline contract value	£257,308.40

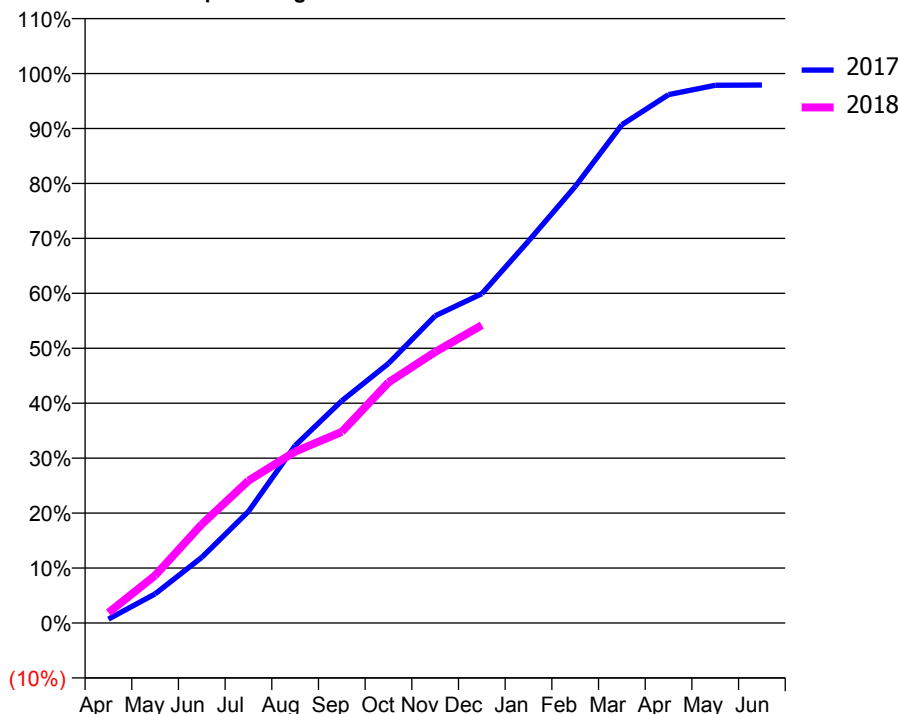
### ACCESS\*

Patients seen in 24 months	Total	Change since previous quarter
Quarter ending December 2016	2,055	
Quarter ending March 2017	2,047	→
Quarter ending June 2017	2,024	↓
Quarter ending September 2017	2,002	↓
Quarter ending December 2017	1,993	→
<b>Variance since December 2016</b>	<b>(3.0%)</b>	<b>↓</b>



### ACTIVITY

Cumulative percentage of contracted UDA delivered 2017 & 2018



Month	Adjusted Scheduled Activity (UDA)	
	2017	2018
April	74	198
May	557	909
June	1,255	1,887
July	2,132	2,720
August	3,389	3,277
September	4,245	3,653
October	4,959	4,597
November	5,869	5,179
December	6,292	5,691
January	7,299	
February	8,340	
March	9,521	
April	10,098	
May	10,274	
June	10,279	

### QUALITY

	Quantity	Base Number	Contract	LHB	Wales
% of FP17s for the same patient ID Re-attending within 3 months - Children	51	615	8.3%	8.7%	11.0%
% of FP17s for the same patient ID Re-attending within 3 months - Adults	443	2,129	20.8%	15.6%	16.1%
% of FP17s for the same patient ID Re-attending between 3 & 9 months - Children	395	615	64.2%	56.9%	58.9%
% of FP17s for the same patient ID Re-attending between 3 & 9 months - Adults	1,311	2,129	61.6%	54.8%	55.2%
% of FP17s for Band 1 Urgent Courses	294	2,451	12.0%	9.2%	9.0%
% of FP17s Relating to Free Repair or Replacements	25	2,451	1.0%	0.7%	0.7%
% of FP17s Relating to Continuations	49	2,451	2.0%	0.9%	0.8%
% of Patients satisfied with the dentistry they have received	12	13	92.3%	91.4%	91.9%
% of Patients satisfied with the time they had to wait for an appointment	10	13	76.9%	88.0%	87.9%

\* This is based on patients treated on this contract for their most recent course of treatment. Figures in italics indicate the base number of FP17s or Patient Questionnaire responses are less than 100. N/A is shown where the base number of responses is less than 10 during the period. % is calculated as Quantity/Base number\*100

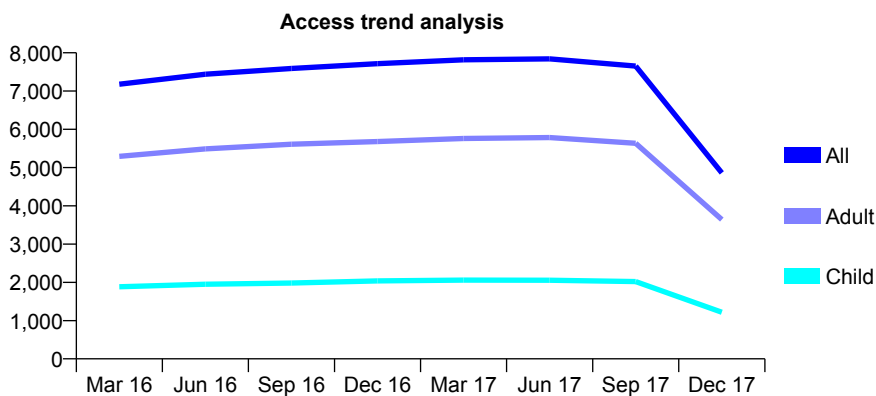
## 7A4 - Vital Signs At a Glance Contract Report for 165743/0001 - December 2017

Name or company name	MP Roach & CM Lloyd
Contract type name	GDS Contract
Purpose of contract	General
Contract start date	01/04/2011
Contract end date	30/09/2017

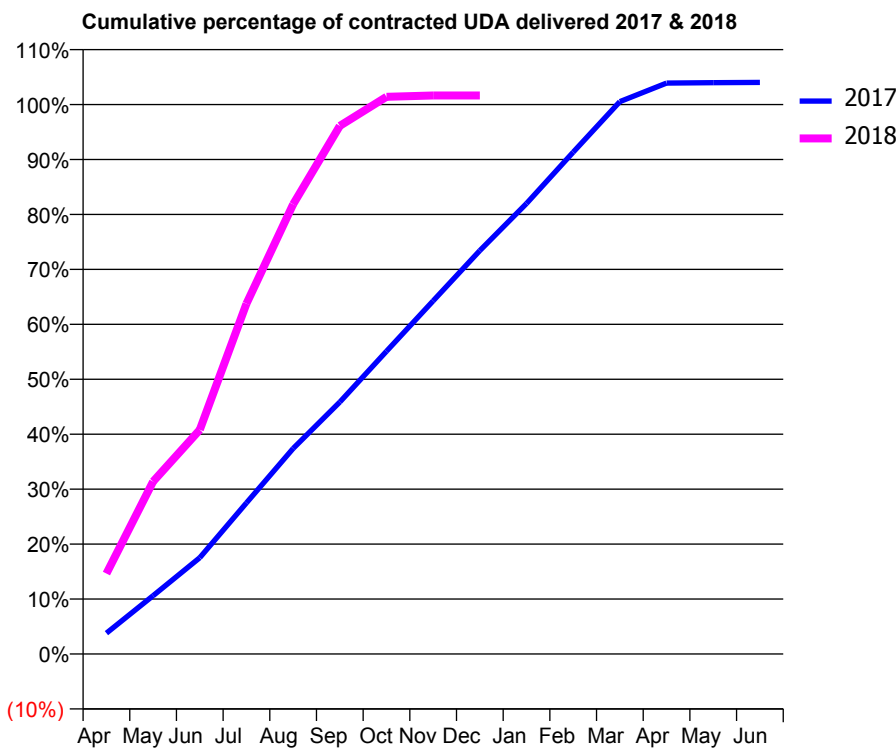
17/18 Contracted general activity (UDA)	11,277
Carry forward general activity (UDA)	-906
17/18 Contracted orthodontic activity (UOA)	0
Carry forward orthodontic activity (UOA)	0
Baseline contract value	£288,782.73

### ACCESS\*

Patients seen in 24 months	Total	Change since previous quarter
Quarter ending December 2016	7,717	
Quarter ending March 2017	7,817	→
Quarter ending June 2017	7,840	→
Quarter ending September 2017	7,654	↓
Quarter ending December 2017	4,862	↓
<b>Variance since December 2016</b>	<b>(37.0%)</b>	<b>↓</b>



### ACTIVITY



Month	Adjusted Scheduled Activity (UDA)	
	2017	2018
April	857	1,650
May	2,396	3,539
June	3,954	4,602
July	6,201	7,189
August	8,438	9,230
September	10,342	10,837
October	12,427	11,435
November	14,493	11,461
December	16,560	11,461
January	18,491	
February	20,596	
March	22,673	
April	23,434	
May	23,451	
June	23,460	

### QUALITY

	Quantity	Base Number	Contract	LHB	Wales
% of FP17s for the same patient ID Re-attending within 3 months - Children	97	1,655	5.9%	8.7%	11.0%
% of FP17s for the same patient ID Re-attending within 3 months - Adults	656	4,570	14.4%	15.6%	16.1%
% of FP17s for the same patient ID Re-attending between 3 & 9 months - Children	1,248	1,655	75.4%	56.9%	58.9%
% of FP17s for the same patient ID Re-attending between 3 & 9 months - Adults	3,208	4,570	70.2%	54.8%	55.2%
% of FP17s for Band 1 Urgent Courses	533	5,841	9.1%	9.2%	9.0%
% of FP17s Relating to Free Repair or Replacements	31	5,841	0.5%	0.7%	0.7%
% of FP17s Relating to Continuations	11	5,841	0.2%	0.9%	0.8%
% of Patients satisfied with the dentistry they have received	35	37	94.6%	91.4%	91.9%
% of Patients satisfied with the time they had to wait for an appointment	31	37	83.8%	88.0%	87.9%

\* This is based on patients treated on this contract for their most recent course of treatment. Figures in italics indicate the base number of FP17s or Patient Questionnaire responses are less than 100. N/A is shown where the base number of responses is less than 10 during the period. % is calculated as Quantity/Base number\*100

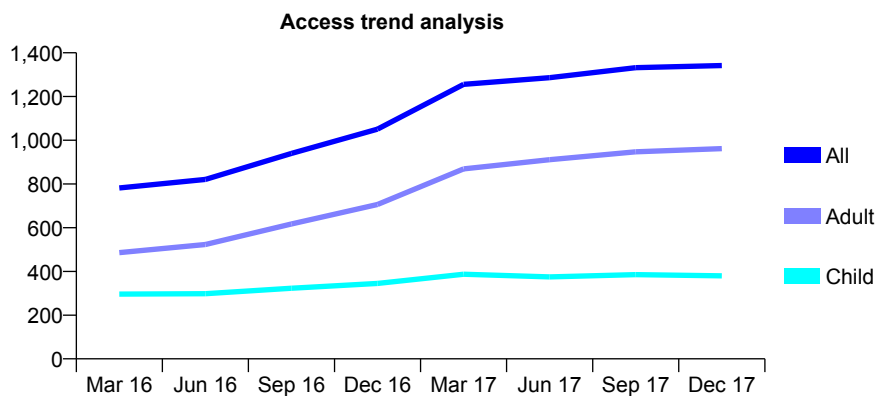
## 7A4 - Vital Signs At a Glance Contract Report for 172367/0001 - December 2017

Name or company name	Greenfield Dental Care Ltd
Contract type name	GDS Contract
Purpose of contract	General
Contract start date	01/04/2012
Contract end date	

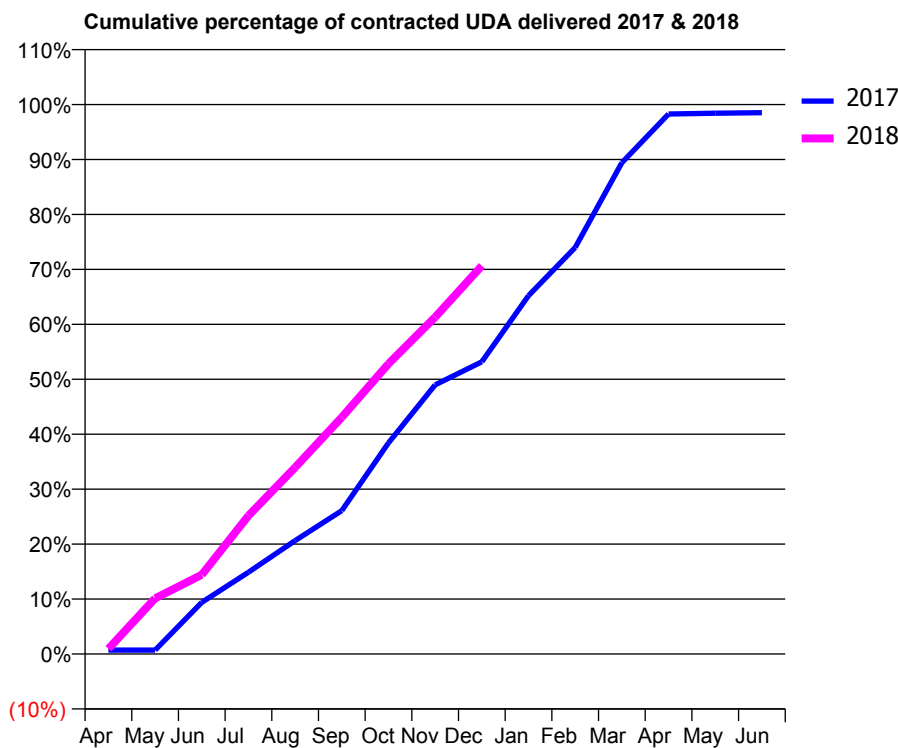
17/18 Contracted general activity (UDA)	3,535
Carry forward general activity (UDA)	53
17/18 Contracted orthodontic activity (UOA)	0
Carry forward orthodontic activity (UOA)	0
Baseline contract value	£89,251.74

### ACCESS\*

Patients seen in 24 months	Total	Change since previous quarter
Quarter ending December 2016	1,051	
Quarter ending March 2017	1,256	↑
Quarter ending June 2017	1,286	↑
Quarter ending September 2017	1,332	↑
Quarter ending December 2017	1,342	→
<b>Variance since December 2016</b>	<b>27.7%</b>	<b>↑</b>



### ACTIVITY



Month	Adjusted Scheduled Activity (UDA)	
	2017	2018
April	25	34
May	25	358
June	332	510
July	526	890
August	730	1,200
September	923	1,523
October	1,358	1,867
November	1,732	2,168
December	1,880	2,498
January	2,306	
February	2,615	
March	3,161	
April	3,474	
May	3,479	
June	3,482	

### QUALITY

	Quantity	Base Number	Contract	LHB	Wales
% of FP17s for the same patient ID Re-attending within 3 months - Children	54	418	12.9%	8.7%	11.0%
% of FP17s for the same patient ID Re-attending within 3 months - Adults	140	953	14.7%	15.6%	16.1%
% of FP17s for the same patient ID Re-attending between 3 & 9 months - Children	243	418	58.1%	56.9%	58.9%
% of FP17s for the same patient ID Re-attending between 3 & 9 months - Adults	495	953	51.9%	54.8%	55.2%
% of FP17s for Band 1 Urgent Courses	114	1,224	9.3%	9.2%	9.0%
% of FP17s Relating to Free Repair or Replacements	22	1,224	1.8%	0.7%	0.7%
% of FP17s Relating to Continuations	4	1,224	0.3%	0.9%	0.8%
% of Patients satisfied with the dentistry they have received	3	3	N/A	91.4%	91.9%
% of Patients satisfied with the time they had to wait for an appointment	3	3	N/A	88.0%	87.9%

\* This is based on patients treated on this contract for their most recent course of treatment. Figures in italics indicate the base number of FP17s or Patient Questionnaire responses are less than 100. N/A is shown where the base number of responses is less than 10 during the period. % is calculated as Quantity/Base number\*100

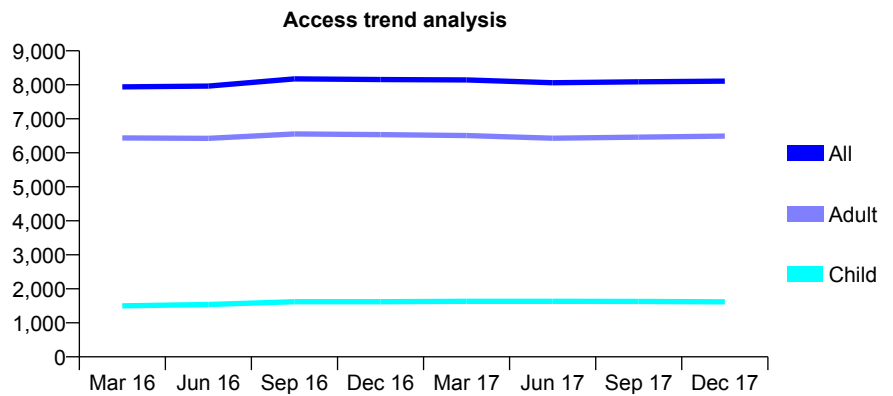
## 7A4 - Vital Signs At a Glance Contract Report for 172731/0001 - December 2017

Name or company name	Six Gables Dental Practice Ltd
Contract type name	GDS Contract
Purpose of contract	General
Contract start date	01/09/2010
Contract end date	

17/18 Contracted general activity (UDA)	22,715
Carry forward general activity (UDA)	5
17/18 Contracted orthodontic activity (UOA)	0
Carry forward orthodontic activity (UOA)	0
Baseline contract value	£514,386.90

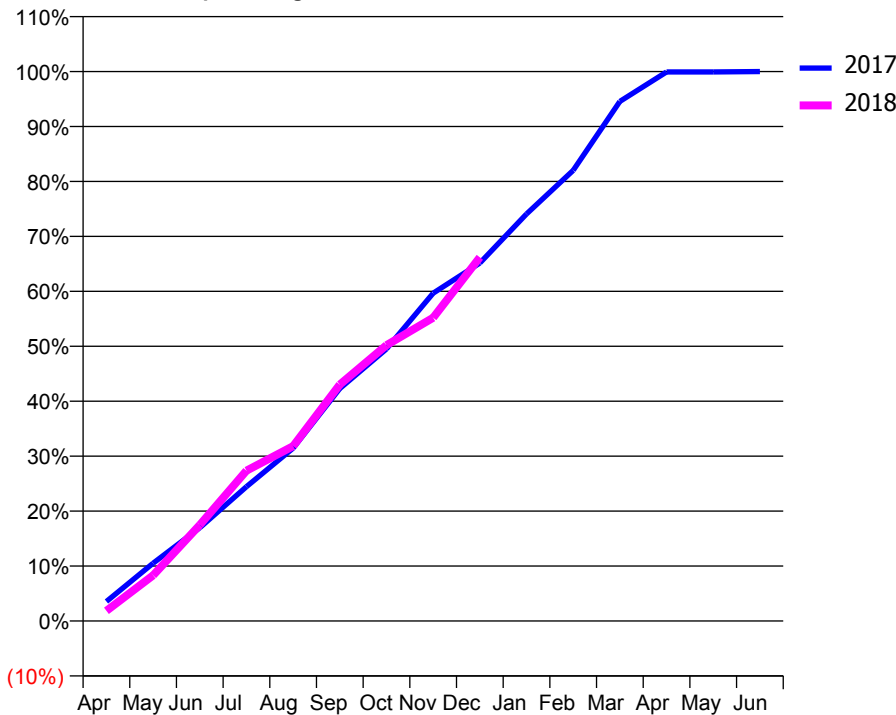
### ACCESS\*

Patients seen in 24 months	Total	Change since previous quarter
Quarter ending December 2016	8,155	
Quarter ending March 2017	8,143	→
Quarter ending June 2017	8,062	→
Quarter ending September 2017	8,087	→
Quarter ending December 2017	8,108	→
<b>Variance since December 2016</b>	<b>(0.6%)</b>	→



### ACTIVITY

Cumulative percentage of contracted UDA delivered 2017 & 2018



### QUALITY

	Quantity	Base Number	Contract	LHB	Wales
% of FP17s for the same patient ID Re-attending within 3 months - Children	75	1,550	4.8%	8.7%	11.0%
% of FP17s for the same patient ID Re-attending within 3 months - Adults	813	6,499	12.5%	15.6%	16.1%
% of FP17s for the same patient ID Re-attending between 3 & 9 months - Children	860	1,550	55.5%	56.9%	58.9%
% of FP17s for the same patient ID Re-attending between 3 & 9 months - Adults	3,768	6,499	58.0%	54.8%	55.2%
% of FP17s for Band 1 Urgent Courses	188	7,427	2.5%	9.2%	9.0%
% of FP17s Relating to Free Repair or Replacements	32	7,427	0.4%	0.7%	0.7%
% of FP17s Relating to Continuations	34	7,427	0.5%	0.9%	0.8%
% of Patients satisfied with the dentistry they have received	39	46	84.8%	91.4%	91.9%
% of Patients satisfied with the time they had to wait for an appointment	39	46	84.8%	88.0%	87.9%

\* This is based on patients treated on this contract for their most recent course of treatment. Figures in italics indicate the base number of FP17s or Patient Questionnaire responses are less than 100. N/A is shown where the base number of responses is less than 10 during the period. % is calculated as Quantity/Base number\*100

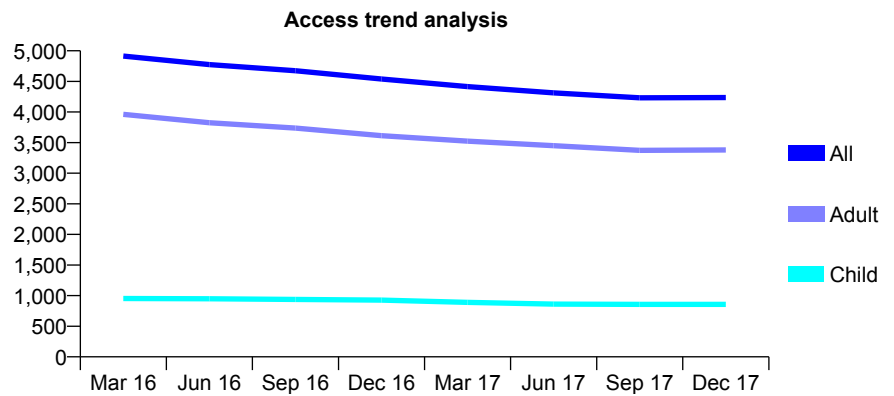
## 7A4 - Vital Signs At a Glance Contract Report for 174688/0001 - December 2017

Name or company name	Kevin Gracias & Amir Koochek
Contract type name	GDS Contract
Purpose of contract	General
Contract start date	01/04/2013
Contract end date	

17/18 Contracted general activity (UDA)	14,750
Carry forward general activity (UDA)	0
17/18 Contracted orthodontic activity (UOA)	0
Carry forward orthodontic activity (UOA)	0
Baseline contract value	£362,465.39

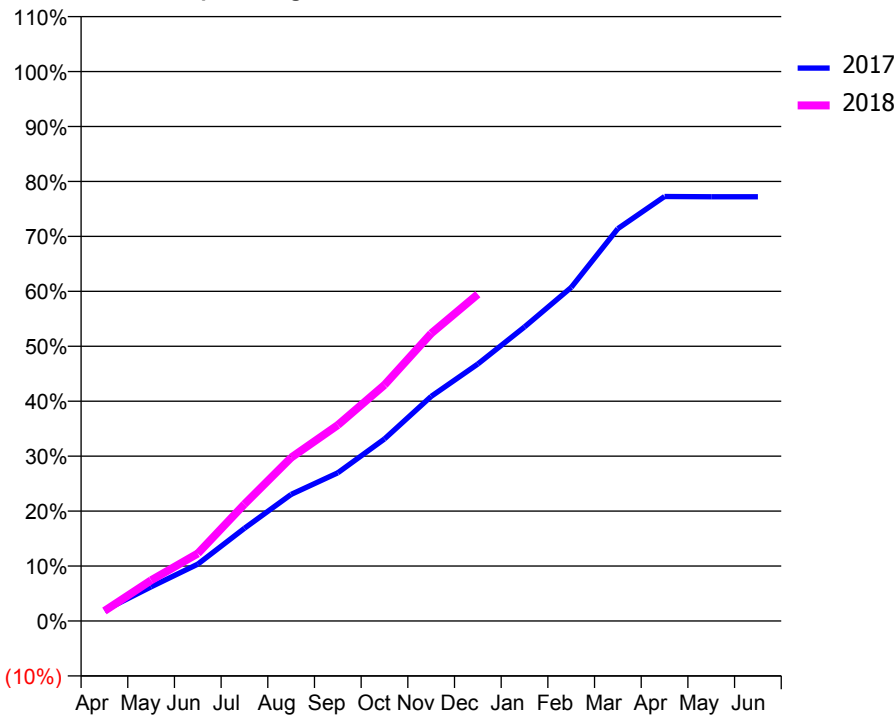
### ACCESS\*

Patients seen in 24 months	Total	Change since previous quarter
Quarter ending December 2016	4,540	
Quarter ending March 2017	4,415	↓
Quarter ending June 2017	4,312	↓
Quarter ending September 2017	4,231	↓
Quarter ending December 2017	4,237	→
<b>Variance since December 2016</b>	<b>(6.7%)</b>	<b>↓</b>



### ACTIVITY

Cumulative percentage of contracted UDA delivered 2017 & 2018



Month	Adjusted Scheduled Activity (UDA)	
	2017	2018
April	311	271
May	1,008	1,094
June	1,674	1,815
July	2,730	3,136
August	3,731	4,387
September	4,367	5,261
October	5,366	6,338
November	6,619	7,717
December	7,571	8,771
January	8,665	
February	9,827	
March	11,560	
April	12,505	
May	12,499	
June	12,499	

### QUALITY

	Quantity	Base Number	Contract	LHB	Wales
% of FP17s for the same patient ID Re-attending within 3 months - Children	24	728	3.3%	8.7%	11.0%
% of FP17s for the same patient ID Re-attending within 3 months - Adults	391	3,106	12.6%	15.6%	16.1%
% of FP17s for the same patient ID Re-attending between 3 & 9 months - Children	343	728	47.1%	56.9%	58.9%
% of FP17s for the same patient ID Re-attending between 3 & 9 months - Adults	1,406	3,106	45.3%	54.8%	55.2%
% of FP17s for Band 1 Urgent Courses	181	3,592	5.0%	9.2%	9.0%
% of FP17s Relating to Free Repair or Replacements	42	3,592	1.2%	0.7%	0.7%
% of FP17s Relating to Continuations	16	3,592	0.4%	0.9%	0.8%
% of Patients satisfied with the dentistry they have received	13	14	92.9%	91.4%	91.9%
% of Patients satisfied with the time they had to wait for an appointment	13	14	92.9%	88.0%	87.9%

\* This is based on patients treated on this contract for their most recent course of treatment. Figures in italics indicate the base number of FP17s or Patient Questionnaire responses are less than 100. N/A is shown where the base number of responses is less than 10 during the period. % is calculated as Quantity/Base number\*100

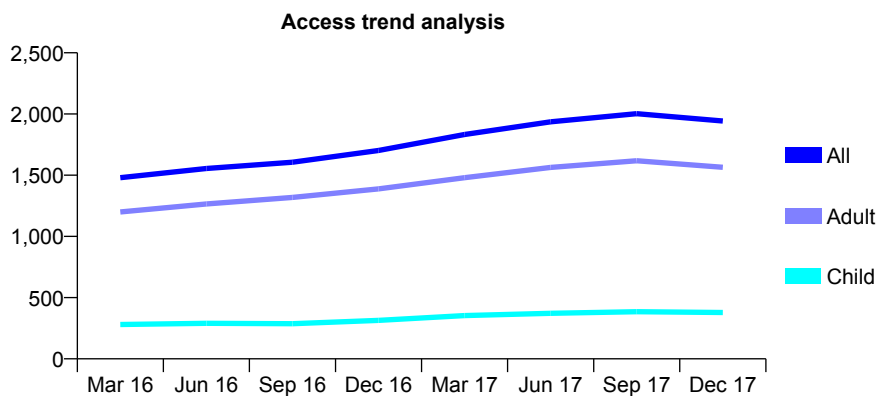
## 7A4 - Vital Signs At a Glance Contract Report for 182850/0001 - December 2017

Name or company name	M A Hill & S T Hill Ltd
Contract type name	GDS Contract
Purpose of contract	General
Contract start date	01/05/2011
Contract end date	

17/18 Contracted general activity (UDA)	6,721
Carry forward general activity (UDA)	-66
17/18 Contracted orthodontic activity (UOA)	0
Carry forward orthodontic activity (UOA)	0
Baseline contract value	£119,380.83

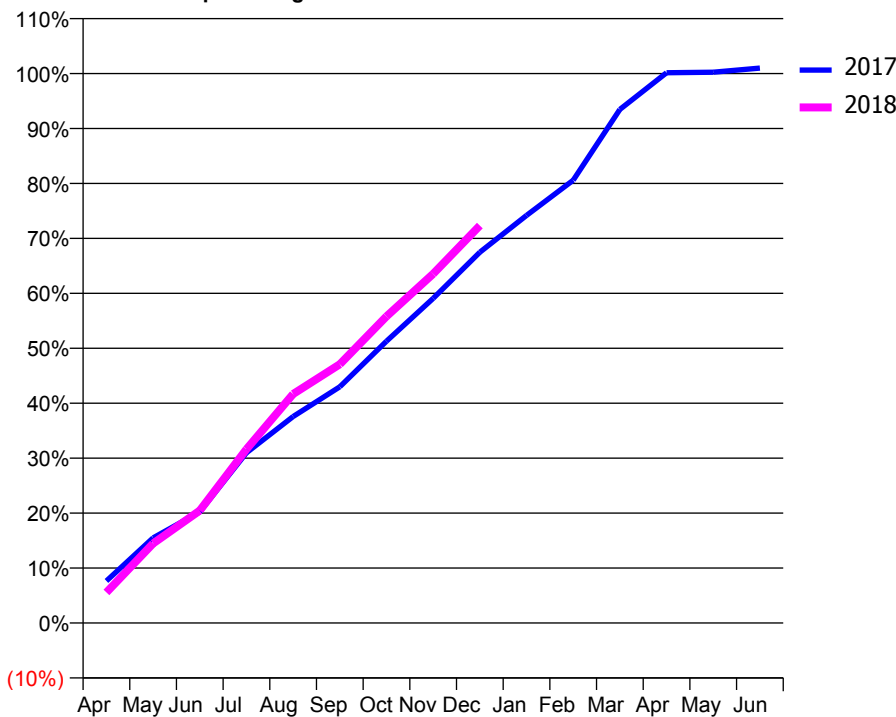
### ACCESS\*

Patients seen in 24 months	Total	Change since previous quarter
Quarter ending December 2016	1,702	
Quarter ending March 2017	1,833	↑
Quarter ending June 2017	1,936	↑
Quarter ending September 2017	2,003	↑
Quarter ending December 2017	1,943	↓
<b>Variance since December 2016</b>	<b>14.2%</b>	<b>↑</b>



### ACTIVITY

**Cumulative percentage of contracted UDA delivered 2017 & 2018**



Month	Adjusted Scheduled Activity (UDA)	
	2017	2018
April	514	375
May	1,042	973
June	1,360	1,376
July	2,081	2,126
August	2,526	2,801
September	2,890	3,164
October	3,447	3,751
November	3,971	4,270
December	4,535	4,862
January	4,985	
February	5,416	
March	6,282	
April	6,730	
May	6,737	
June	6,787	

### QUALITY

	Quantity	Base Number	Contract	LHB	Wales
% of FP17s for the same patient ID Re-attending within 3 months - Children	33	461	7.2%	8.7%	11.0%
% of FP17s for the same patient ID Re-attending within 3 months - Adults	372	1,785	20.8%	15.6%	16.1%
% of FP17s for the same patient ID Re-attending between 3 & 9 months - Children	283	461	61.4%	56.9%	58.9%
% of FP17s for the same patient ID Re-attending between 3 & 9 months - Adults	922	1,785	51.7%	54.8%	55.2%
% of FP17s for Band 1 Urgent Courses	195	2,077	9.4%	9.2%	9.0%
% of FP17s Relating to Free Repair or Replacements	28	2,077	1.3%	0.7%	0.7%
% of FP17s Relating to Continuations	16	2,077	0.8%	0.9%	0.8%
% of Patients satisfied with the dentistry they have received	8	8	N/A	91.4%	91.9%
% of Patients satisfied with the time they had to wait for an appointment	6	8	N/A	88.0%	87.9%

\* This is based on patients treated on this contract for their most recent course of treatment. Figures in italics indicate the base number of FP17s or Patient Questionnaire responses are less than 100. N/A is shown where the base number of responses is less than 10 during the period. % is calculated as Quantity/Base number\*100

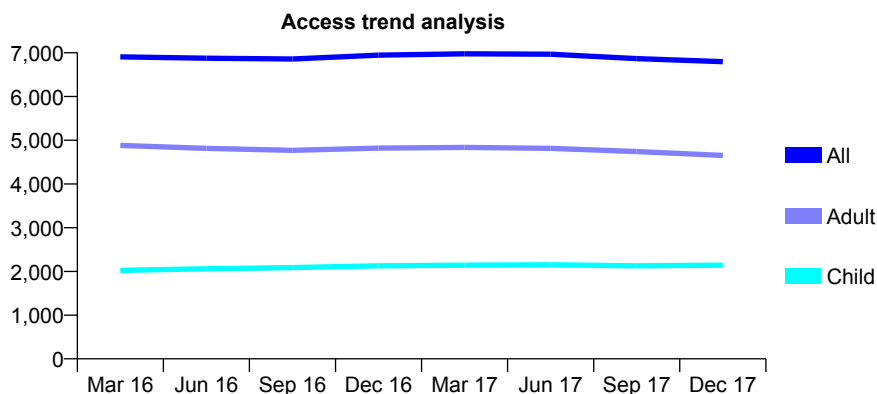
## 7A4 - Vital Signs At a Glance Contract Report for 190195/0016 - December 2017

Name or company name	Xeon Smiles UK Ltd
Contract type name	GDS Contract
Purpose of contract	General
Contract start date	01/04/2012
Contract end date	

17/18 Contracted general activity (UDA)	21,605
Carry forward general activity (UDA)	120
17/18 Contracted orthodontic activity (UOA)	0
Carry forward orthodontic activity (UOA)	0
Baseline contract value	£532,212.57

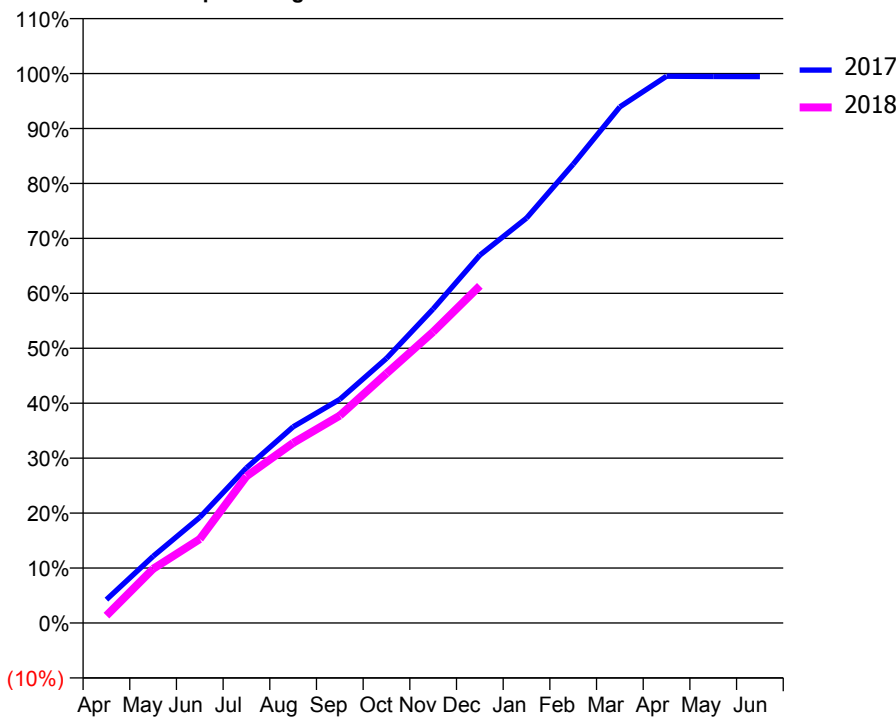
### ACCESS\*

Patients seen in 24 months	Total	Change since previous quarter
Quarter ending December 2016	6,947	
Quarter ending March 2017	6,978	→
Quarter ending June 2017	6,968	→
Quarter ending September 2017	6,868	↓
Quarter ending December 2017	6,797	↓
<b>Variance since December 2016</b>	<b>(2.2%)</b>	<b>↓</b>



### ACTIVITY

Cumulative percentage of contracted UDA delivered 2017 & 2018



Month	Adjusted Scheduled Activity (UDA)	
	2017	2018
April	919	291
May	2,626	2,129
June	4,153	3,298
July	6,098	5,772
August	7,714	7,079
September	8,797	8,155
October	10,404	9,814
November	12,350	11,447
December	14,463	13,256
January	15,920	
February	18,037	
March	20,293	
April	21,500	
May	21,488	
June	21,485	

### QUALITY

	Quantity	Base Number	Contract	LHB	Wales
% of FP17s for the same patient ID Re-attending within 3 months - Children	135	2,178	6.2%	8.7%	11.0%
% of FP17s for the same patient ID Re-attending within 3 months - Adults	442	4,066	10.9%	15.6%	16.1%
% of FP17s for the same patient ID Re-attending between 3 & 9 months - Children	1,301	2,178	59.7%	56.9%	58.9%
% of FP17s for the same patient ID Re-attending between 3 & 9 months - Adults	2,124	4,066	52.2%	54.8%	55.2%
% of FP17s for Band 1 Urgent Courses	323	5,852	5.5%	9.2%	9.0%
% of FP17s Relating to Free Repair or Replacements	34	5,852	0.6%	0.7%	0.7%
% of FP17s Relating to Continuations	4	5,852	0.1%	0.9%	0.8%
% of Patients satisfied with the dentistry they have received	17	18	94.4%	91.4%	91.9%
% of Patients satisfied with the time they had to wait for an appointment	15	18	83.3%	88.0%	87.9%

\* This is based on patients treated on this contract for their most recent course of treatment. Figures in italics indicate the base number of FP17s or Patient Questionnaire responses are less than 100. N/A is shown where the base number of responses is less than 10 during the period. % is calculated as Quantity/Base number\*100

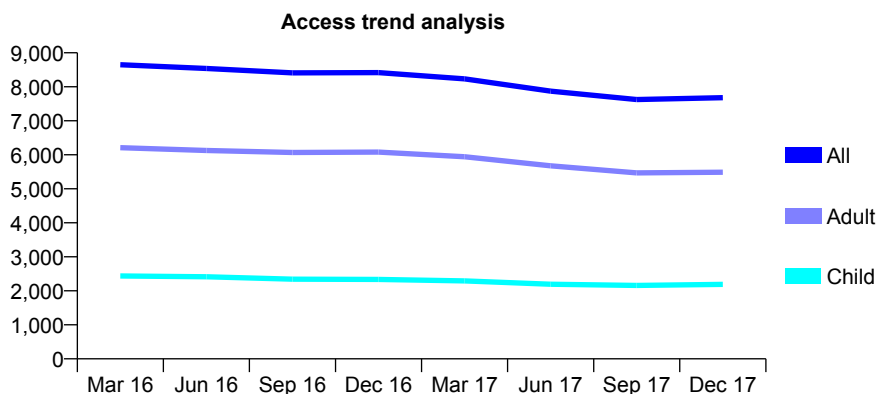
## 7A4 - Vital Signs At a Glance Contract Report for 190195/0017 - December 2017

Name or company name	Xeon Smiles UK Ltd
Contract type name	GDS Contract
Purpose of contract	General and Orthodontic
Contract start date	01/04/2012
Contract end date	

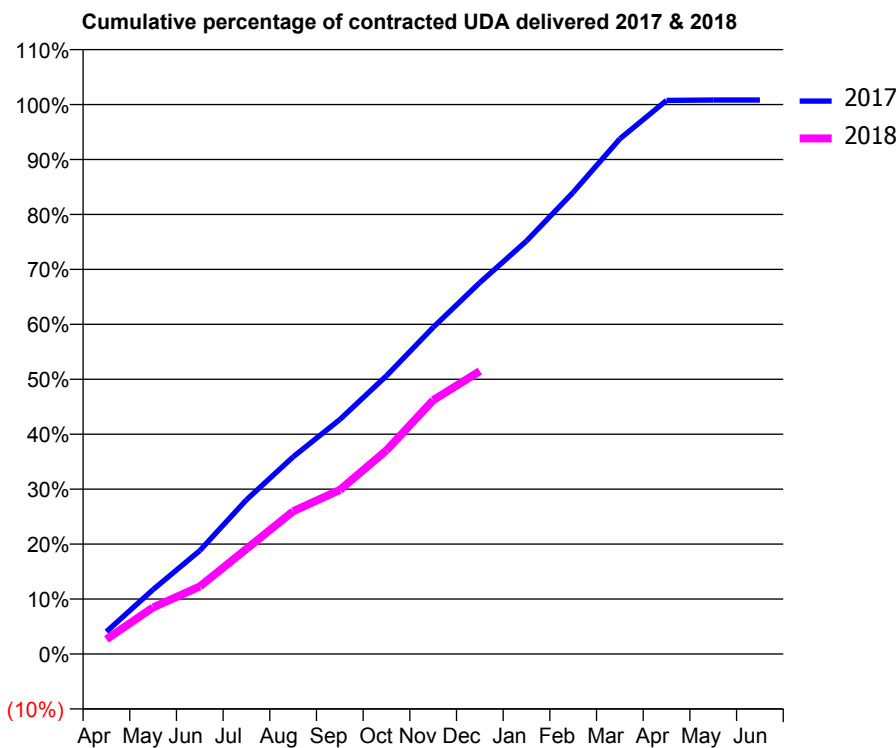
17/18 Contracted general activity (UDA)	31,000
Carry forward general activity (UDA)	-252
17/18 Contracted orthodontic activity (UOA)	851
Carry forward orthodontic activity (UOA)	-42
Baseline contract value	£807,957.96

### ACCESS\*

Patients seen in 24 months	Total	Change since previous quarter
Quarter ending December 2016	8,416	
Quarter ending March 2017	8,235	↓
Quarter ending June 2017	7,874	↓
Quarter ending September 2017	7,625	↓
Quarter ending December 2017	7,679	→
<b>Variance since December 2016</b>	<b>(8.8%)</b>	<b>↓</b>



### ACTIVITY



Month	Adjusted Scheduled Activity (UDA)	
	2017	2018
April	1,260	833
May	3,641	2,632
June	5,838	3,813
July	8,704	5,935
August	11,123	8,054
September	13,230	9,259
October	15,693	11,490
November	18,430	14,322
December	20,954	15,963
January	23,302	
February	26,047	
March	29,061	
April	31,233	
May	31,252	
June	31,252	

### QUALITY

	Quantity	Base Number	Contract	LHB	Wales
% of FP17s for the same patient ID Re-attending within 3 months - Children	162	2,338	6.9%	8.7%	11.0%
% of FP17s for the same patient ID Re-attending within 3 months - Adults	738	5,565	13.3%	15.6%	16.1%
% of FP17s for the same patient ID Re-attending between 3 & 9 months - Children	1,407	2,338	60.2%	56.9%	58.9%
% of FP17s for the same patient ID Re-attending between 3 & 9 months - Adults	3,254	5,565	58.5%	54.8%	55.2%
% of FP17s for Band 1 Urgent Courses	421	7,085	5.9%	9.2%	9.0%
% of FP17s Relating to Free Repair or Replacements	34	7,085	0.5%	0.7%	0.7%
% of FP17s Relating to Continuations	13	7,085	0.2%	0.9%	0.8%
% of Patients satisfied with the dentistry they have received	31	36	86.1%	91.4%	91.9%
% of Patients satisfied with the time they had to wait for an appointment	26	36	72.2%	88.0%	87.9%

\* This is based on patients treated on this contract for their most recent course of treatment. Figures in italics indicate the base number of FP17s or Patient Questionnaire responses are less than 100. N/A is shown where the base number of responses is less than 10 during the period. % is calculated as Quantity/Base number\*100



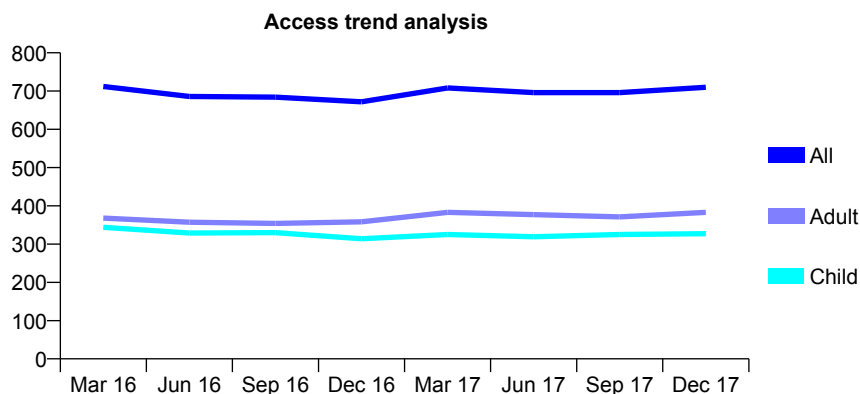
## 7A4 - Vital Signs At a Glance Contract Report for 190225/0001 - December 2017

Name or company name	Bay House Dental Practice Ltd
Contract type name	GDS Contract
Purpose of contract	General and Orthodontic
Contract start date	01/04/2011
Contract end date	

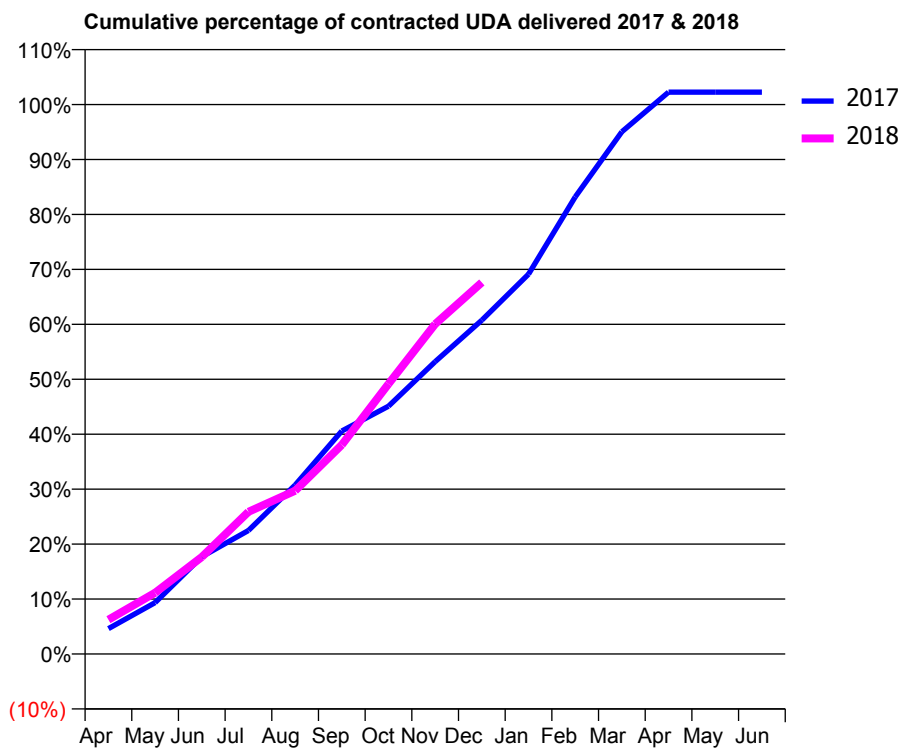
17/18 Contracted general activity (UDA)	2,544
Carry forward general activity (UDA)	-57
17/18 Contracted orthodontic activity (UOA)	450
Carry forward orthodontic activity (UOA)	22
Baseline contract value	£103,821.41

### ACCESS\*

Patients seen in 24 months	Total	Change since previous quarter
Quarter ending December 2016	672	
Quarter ending March 2017	708	↑
Quarter ending June 2017	696	↓
Quarter ending September 2017	696	→
Quarter ending December 2017	710	↑
<b>Variance since December 2016</b>	<b>5.7%</b>	<b>↑</b>



### ACTIVITY



Month	Adjusted Scheduled Activity (UDA)	
	2017	2018
April	118	159
May	238	284
June	450	449
July	572	658
August	783	756
September	1,033	968
October	1,148	1,250
November	1,354	1,528
December	1,546	1,720
January	1,759	
February	2,116	
March	2,418	
April	2,601	
May	2,601	
June	2,601	

### QUALITY

	Quantity	Base Number	Contract	LHB	Wales
% of FP17s for the same patient ID Re-attending within 3 months - Children	58	443	13.1%	8.7%	11.0%
% of FP17s for the same patient ID Re-attending within 3 months - Adults	88	503	17.5%	15.6%	16.1%
% of FP17s for the same patient ID Re-attending between 3 & 9 months - Children	276	443	62.3%	56.9%	58.9%
% of FP17s for the same patient ID Re-attending between 3 & 9 months - Adults	308	503	61.2%	54.8%	55.2%
% of FP17s for Band 1 Urgent Courses	85	827	10.3%	9.2%	9.0%
% of FP17s Relating to Free Repair or Replacements	0	827	0.0%	0.7%	0.7%
% of FP17s Relating to Continuations	9	827	1.1%	0.9%	0.8%
% of Patients satisfied with the dentistry they have received	2	2	N/A	91.4%	91.9%
% of Patients satisfied with the time they had to wait for an appointment	2	2	N/A	88.0%	87.9%

\* This is based on patients treated on this contract for their most recent course of treatment. Figures in italics indicate the base number of FP17s or Patient Questionnaire responses are less than 100. N/A is shown where the base number of responses is less than 10 during the period. % is calculated as Quantity/Base number\*100

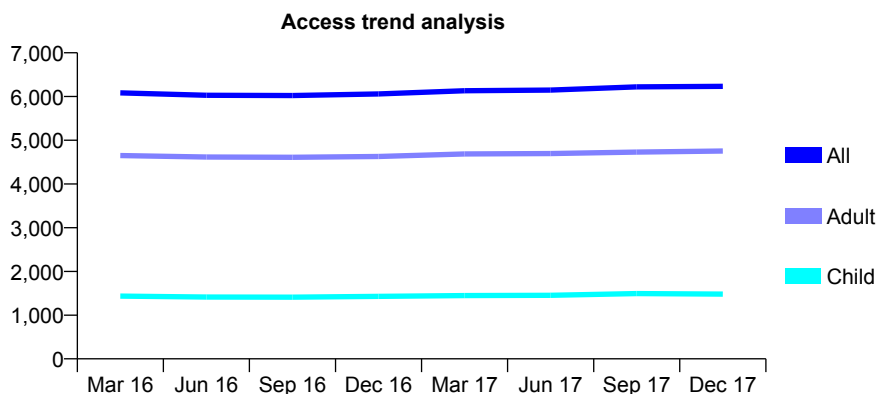
## 7A4 - Vital Signs At a Glance Contract Report for 191841/0001 - December 2017

Name or company name	RWH Limited
Contract type name	GDS Contract
Purpose of contract	General
Contract start date	01/04/2011
Contract end date	

17/18 Contracted general activity (UDA)	20,936
Carry forward general activity (UDA)	-796
17/18 Contracted orthodontic activity (UOA)	0
Carry forward orthodontic activity (UOA)	0
Baseline contract value	£514,441.12

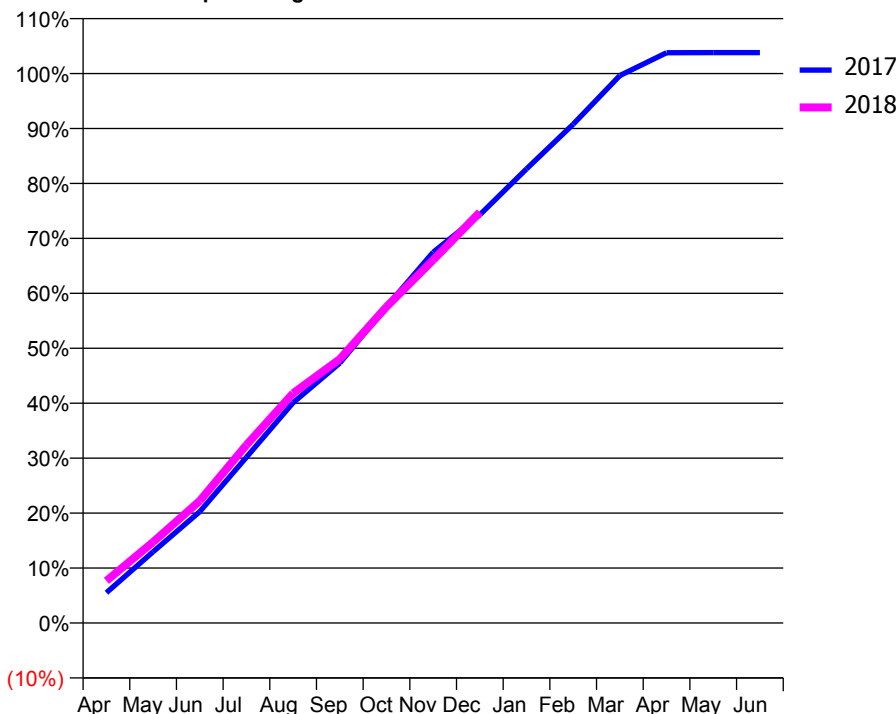
### ACCESS\*

Patients seen in 24 months	Total	Change since previous quarter
Quarter ending December 2016	6,058	
Quarter ending March 2017	6,132	→
Quarter ending June 2017	6,149	→
Quarter ending September 2017	6,222	→
Quarter ending December 2017	6,234	→
<b>Variance since December 2016</b>	<b>2.9%</b>	<b>↑</b>



### ACTIVITY

Cumulative percentage of contracted UDA delivered 2017 & 2018



Month	Adjusted Scheduled Activity (UDA)	
	2017	2018
April	1,157	1,610
May	2,718	3,086
June	4,246	4,655
July	6,319	6,787
August	8,394	8,755
September	9,902	10,057
October	12,052	12,049
November	14,128	13,831
December	15,553	15,651
January	17,301	
February	19,005	
March	20,857	
April	21,728	
May	21,732	
June	21,732	

### QUALITY

	Quantity	Base Number	Contract	LHB	Wales
% of FP17s for the same patient ID Re-attending within 3 months - Children	167	1,733	9.6%	8.7%	11.0%
% of FP17s for the same patient ID Re-attending within 3 months - Adults	1,445	6,402	22.6%	15.6%	16.1%
% of FP17s for the same patient ID Re-attending between 3 & 9 months - Children	983	1,733	56.7%	56.9%	58.9%
% of FP17s for the same patient ID Re-attending between 3 & 9 months - Adults	3,608	6,402	56.4%	54.8%	55.2%
% of FP17s for Band 1 Urgent Courses	682	7,698	8.9%	9.2%	9.0%
% of FP17s Relating to Free Repair or Replacements	99	7,698	1.3%	0.7%	0.7%
% of FP17s Relating to Continuations	144	7,698	1.9%	0.9%	0.8%
% of Patients satisfied with the dentistry they have received	17	19	89.5%	91.4%	91.9%
% of Patients satisfied with the time they had to wait for an appointment	18	19	94.7%	88.0%	87.9%

\* This is based on patients treated on this contract for their most recent course of treatment. Figures in italics indicate the base number of FP17s or Patient Questionnaire responses are less than 100. N/A is shown where the base number of responses is less than 10 during the period. % is calculated as Quantity/Base number\*100

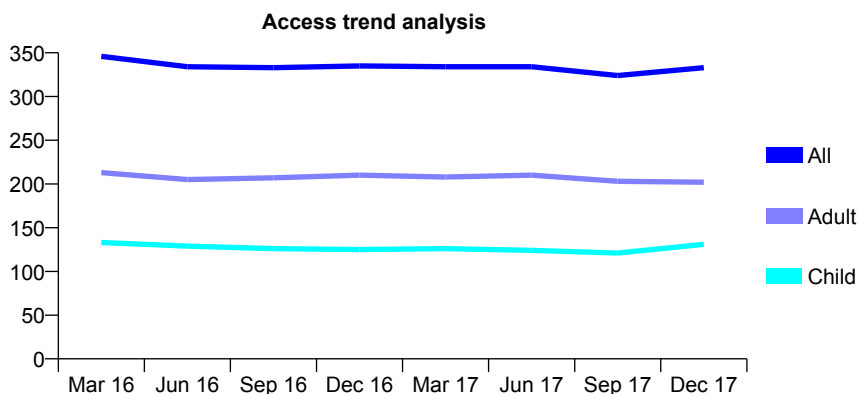
## 7A4 - Vital Signs At a Glance Contract Report for 195359/0001 - December 2017

Name or company name	Rebecca Close & David Edward Webster
Contract type name	GDS Contract
Purpose of contract	General
Contract start date	01/08/2013
Contract end date	

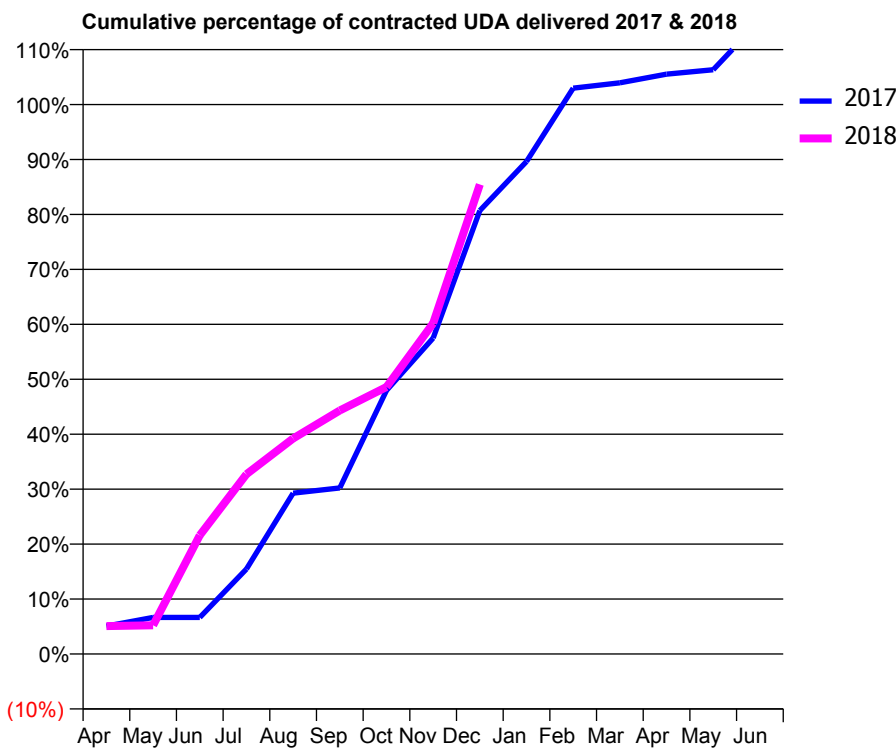
17/18 Contracted general activity (UDA)	630
Carry forward general activity (UDA)	-32
17/18 Contracted orthodontic activity (UOA)	0
Carry forward orthodontic activity (UOA)	0
Baseline contract value	£16,340.84

### ACCESS\*

Patients seen in 24 months	Total	Change since previous quarter
Quarter ending December 2016	335	
Quarter ending March 2017	334	→
Quarter ending June 2017	334	→
Quarter ending September 2017	324	↓
Quarter ending December 2017	333	↑
<b>Variance since December 2016</b>	<b>(0.6%)</b>	<b>→</b>



### ACTIVITY



Month	Adjusted Scheduled Activity (UDA)	
	2017	2018
April	32	32
May	42	33
June	42	136
July	97	206
August	184	247
September	190	279
October	302	306
November	362	379
December	508	538
January	565	
February	649	
March	655	
April	665	
May	670	
June	726	

### QUALITY

	Quantity	Base Number	Contract	LHB	Wales
% of FP17s for the same patient ID Re-attending within 3 months - Children	1	120	0.8%	8.7%	11.0%
% of FP17s for the same patient ID Re-attending within 3 months - Adults	10	190	5.3%	15.6%	16.1%
% of FP17s for the same patient ID Re-attending between 3 & 9 months - Children	64	120	53.3%	56.9%	58.9%
% of FP17s for the same patient ID Re-attending between 3 & 9 months - Adults	95	190	50.0%	54.8%	55.2%
% of FP17s for Band 1 Urgent Courses	3	257	1.2%	9.2%	9.0%
% of FP17s Relating to Free Repair or Replacements	1	257	0.4%	0.7%	0.7%
% of FP17s Relating to Continuations	0	257	0.0%	0.9%	0.8%
% of Patients satisfied with the dentistry they have received	0	0	N/A	91.4%	91.9%
% of Patients satisfied with the time they had to wait for an appointment	0	0	N/A	88.0%	87.9%

\* This is based on patients treated on this contract for their most recent course of treatment. Figures in italics indicate the base number of FP17s or Patient Questionnaire responses are less than 100. N/A is shown where the base number of responses is less than 10 during the period. % is calculated as Quantity/Base number\*100

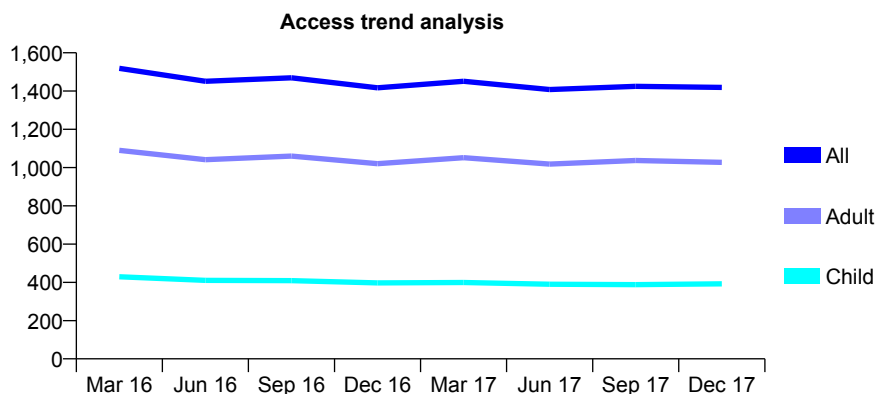
## 7A4 - Vital Signs At a Glance Contract Report for 222798/0001 - December 2017

Name or company name	MR RJ CAPRON
Contract type name	GDS Contract
Purpose of contract	General
Contract start date	01/04/2006
Contract end date	

17/18 Contracted general activity (UDA)	4,839
Carry forward general activity (UDA)	-242
17/18 Contracted orthodontic activity (UOA)	0
Carry forward orthodontic activity (UOA)	0
Baseline contract value	£137,758.61

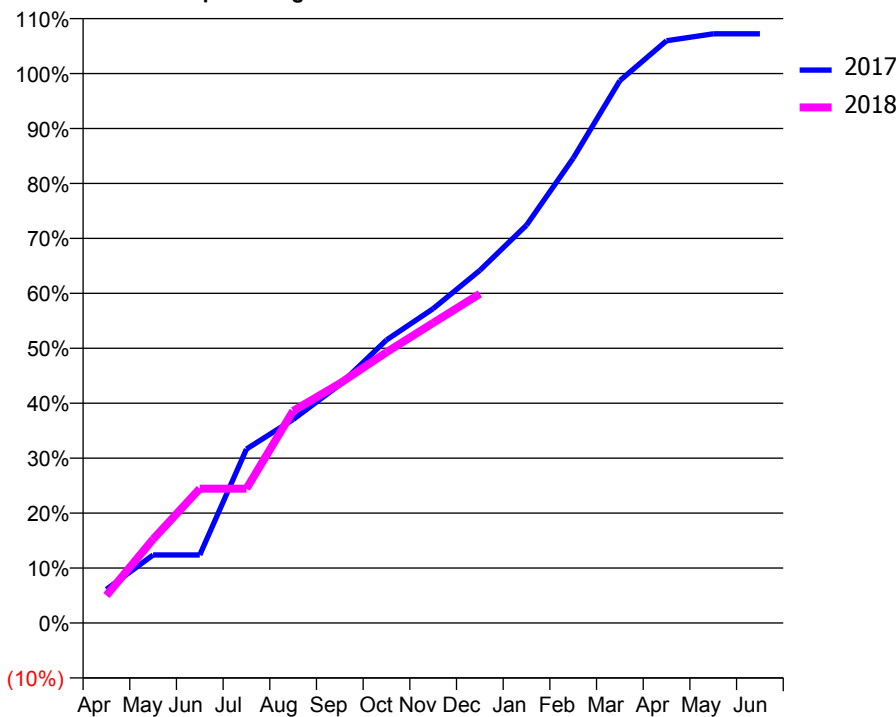
### ACCESS\*

Patients seen in 24 months	Total	Change since previous quarter
Quarter ending December 2016	1,417	
Quarter ending March 2017	1,451	↑
Quarter ending June 2017	1,408	↓
Quarter ending September 2017	1,425	→
Quarter ending December 2017	1,419	→
<b>Variance since December 2016</b>	<b>0.1%</b>	<b>→</b>



### ACTIVITY

Cumulative percentage of contracted UDA delivered 2017 & 2018



Month	Adjusted Scheduled Activity (UDA)	
	2017	2018
April	296	242
May	599	738
June	599	1,183
July	1,532	1,183
August	1,792	1,867
September	2,099	2,110
October	2,493	2,384
November	2,768	2,643
December	3,105	2,899
January	3,503	
February	4,093	
March	4,777	
April	5,128	
May	5,188	
June	5,188	

### QUALITY

	Quantity	Base Number	Contract	LHB	Wales
% of FP17s for the same patient ID Re-attending within 3 months - Children	33	334	9.9%	8.7%	11.0%
% of FP17s for the same patient ID Re-attending within 3 months - Adults	152	936	16.2%	15.6%	16.1%
% of FP17s for the same patient ID Re-attending between 3 & 9 months - Children	132	334	39.5%	56.9%	58.9%
% of FP17s for the same patient ID Re-attending between 3 & 9 months - Adults	445	936	47.5%	54.8%	55.2%
% of FP17s for Band 1 Urgent Courses	142	1,176	12.1%	9.2%	9.0%
% of FP17s Relating to Free Repair or Replacements	0	1,176	0.0%	0.7%	0.7%
% of FP17s Relating to Continuations	15	1,176	1.3%	0.9%	0.8%
% of Patients satisfied with the dentistry they have received	0	0	N/A	91.4%	91.9%
% of Patients satisfied with the time they had to wait for an appointment	0	0	N/A	88.0%	87.9%

\* This is based on patients treated on this contract for their most recent course of treatment. Figures in italics indicate the base number of FP17s or Patient Questionnaire responses are less than 100. N/A is shown where the base number of responses is less than 10 during the period. % is calculated as Quantity/Base number\*100

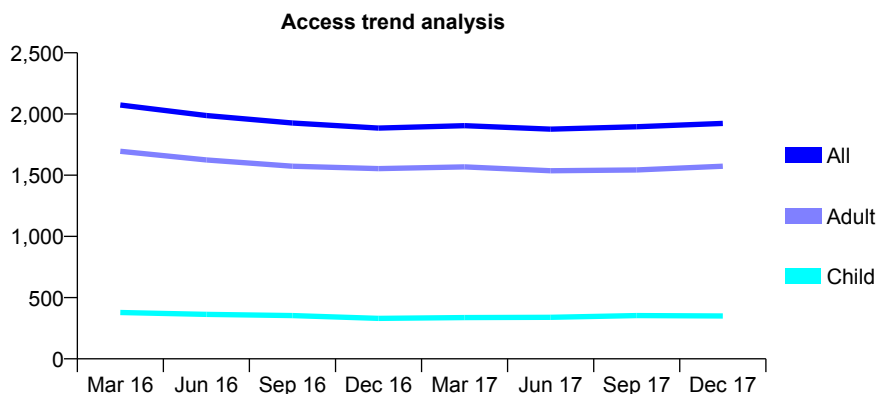
## 7A4 - Vital Signs At a Glance Contract Report for 239887/0001 - December 2017

Name or company name	MISS S YEGANEH
Contract type name	GDS Contract
Purpose of contract	General
Contract start date	01/04/2006
Contract end date	

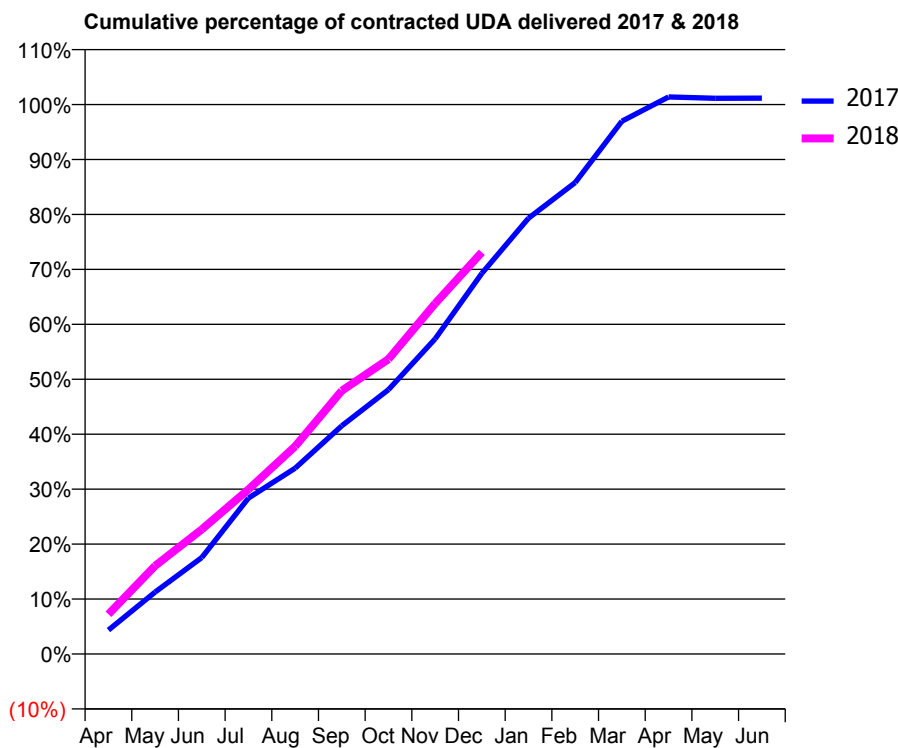
17/18 Contracted general activity (UDA)	7,705
Carry forward general activity (UDA)	-90
17/18 Contracted orthodontic activity (UOA)	0
Carry forward orthodontic activity (UOA)	0
Baseline contract value	£155,882.60

### ACCESS\*

Patients seen in 24 months	Total	Change since previous quarter
Quarter ending December 2016	1,885	
Quarter ending March 2017	1,905	→
Quarter ending June 2017	1,876	↓
Quarter ending September 2017	1,896	→
Quarter ending December 2017	1,923	→
<b>Variance since December 2016</b>	<b>2.0%</b>	<b>↑</b>



### ACTIVITY



Month	Adjusted Scheduled Activity (UDA)	
	2017	2018
April	336	559
May	869	1,236
June	1,353	1,747
July	2,187	2,308
August	2,606	2,912
September	3,200	3,691
October	3,706	4,136
November	4,420	4,914
December	5,338	5,633
January	6,110	
February	6,611	
March	7,471	
April	7,811	
May	7,792	
June	7,795	

### QUALITY

	Quantity	Base Number	Contract	LHB	Wales
% of FP17s for the same patient ID Re-attending within 3 months - Children	17	455	3.7%	8.7%	11.0%
% of FP17s for the same patient ID Re-attending within 3 months - Adults	226	1,900	11.9%	15.6%	16.1%
% of FP17s for the same patient ID Re-attending between 3 & 9 months - Children	330	455	72.5%	56.9%	58.9%
% of FP17s for the same patient ID Re-attending between 3 & 9 months - Adults	1,166	1,900	61.4%	54.8%	55.2%
% of FP17s for Band 1 Urgent Courses	55	2,264	2.4%	9.2%	9.0%
% of FP17s Relating to Free Repair or Replacements	8	2,264	0.4%	0.7%	0.7%
% of FP17s Relating to Continuations	6	2,264	0.3%	0.9%	0.8%
% of Patients satisfied with the dentistry they have received	8	9	N/A	91.4%	91.9%
% of Patients satisfied with the time they had to wait for an appointment	9	9	N/A	88.0%	87.9%

\* This is based on patients treated on this contract for their most recent course of treatment. Figures in italics indicate the base number of FP17s or Patient Questionnaire responses are less than 100. N/A is shown where the base number of responses is less than 10 during the period. % is calculated as Quantity/Base number\*100

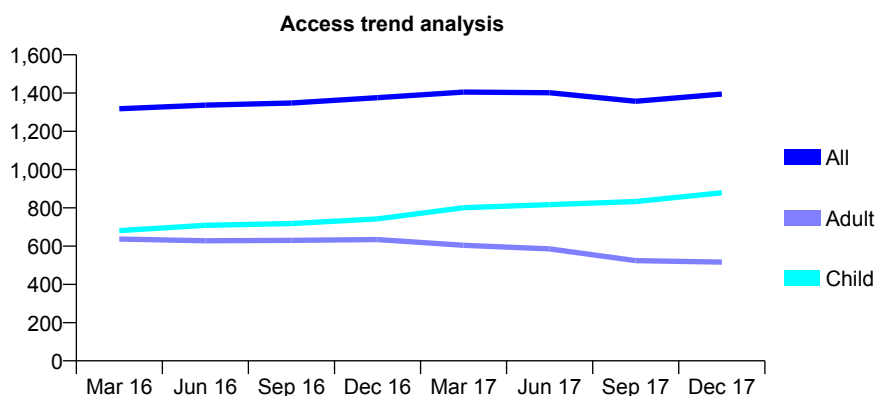
## 7A4 - Vital Signs At a Glance Contract Report for 250090/0001 - December 2017

Name or company name	MR M THOMAS
Contract type name	GDS Contract
Purpose of contract	General
Contract start date	01/04/2006
Contract end date	

17/18 Contracted general activity (UDA)	4,018
Carry forward general activity (UDA)	0
17/18 Contracted orthodontic activity (UOA)	0
Carry forward orthodontic activity (UOA)	0
Baseline contract value	£99,762.00

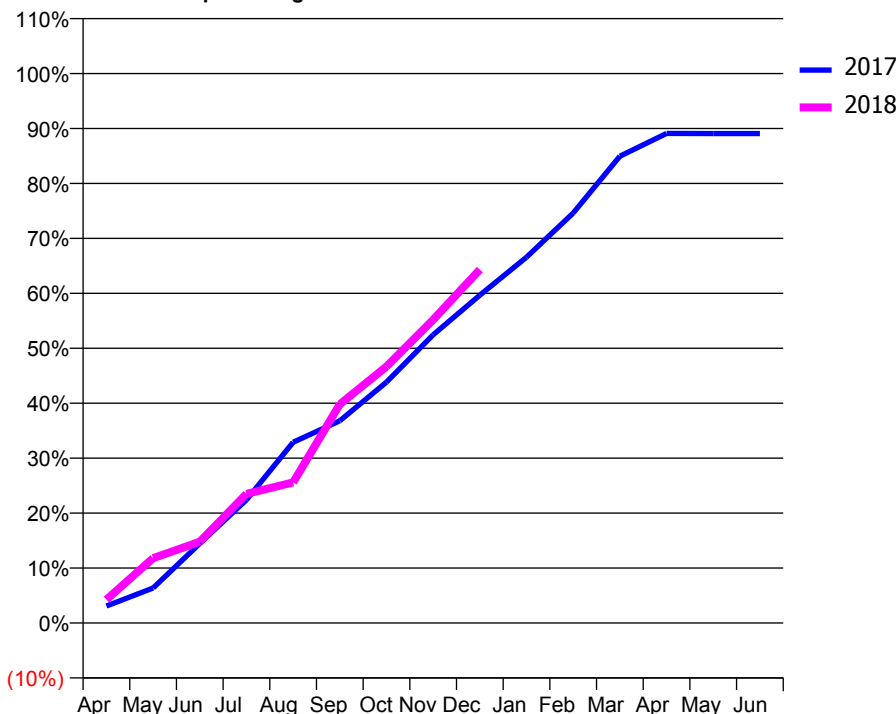
### ACCESS\*

Patients seen in 24 months	Total	Change since previous quarter
Quarter ending December 2016	1,376	
Quarter ending March 2017	1,405	↑
Quarter ending June 2017	1,402	→
Quarter ending September 2017	1,357	↓
Quarter ending December 2017	1,395	↑
<b>Variance since December 2016</b>	<b>1.4%</b>	<b>→</b>



### ACTIVITY

Cumulative percentage of contracted UDA delivered 2017 & 2018



Month	Adjusted Scheduled Activity (UDA)	
	2017	2018
April	140	171
May	288	474
June	653	594
July	1,011	944
August	1,483	1,028
September	1,660	1,600
October	1,977	1,875
November	2,365	2,218
December	2,690	2,584
January	3,002	
February	3,364	
March	3,830	
April	4,017	
May	4,016	
June	4,016	

### QUALITY

	Quantity	Base Number	Contract	LHB	Wales
% of FP17s for the same patient ID Re-attending within 3 months - Children	137	1,191	11.5%	8.7%	11.0%
% of FP17s for the same patient ID Re-attending within 3 months - Adults	91	477	19.1%	15.6%	16.1%
% of FP17s for the same patient ID Re-attending between 3 & 9 months - Children	774	1,191	65.0%	56.9%	58.9%
% of FP17s for the same patient ID Re-attending between 3 & 9 months - Adults	304	477	63.7%	54.8%	55.2%
% of FP17s for Band 1 Urgent Courses	96	1,566	6.1%	9.2%	9.0%
% of FP17s Relating to Free Repair or Replacements	7	1,566	0.4%	0.7%	0.7%
% of FP17s Relating to Continuations	2	1,566	0.1%	0.9%	0.8%
% of Patients satisfied with the dentistry they have received	7	7	N/A	91.4%	91.9%
% of Patients satisfied with the time they had to wait for an appointment	7	7	N/A	88.0%	87.9%

\* This is based on patients treated on this contract for their most recent course of treatment. Figures in italics indicate the base number of FP17s or Patient Questionnaire responses are less than 100. N/A is shown where the base number of responses is less than 10 during the period. % is calculated as Quantity/Base number\*100

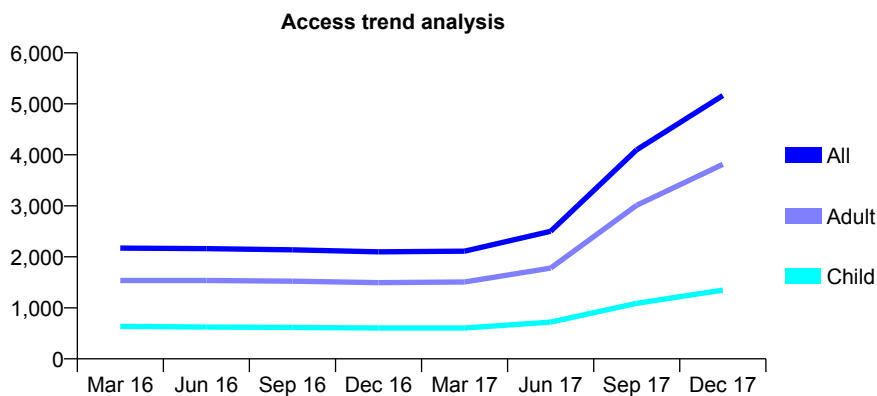
## 7A4 - Vital Signs At a Glance Contract Report for 264547/0001 - December 2017

Name or company name	MISS A WICKRAMASINGHE
Contract type name	GDS Contract
Purpose of contract	General
Contract start date	01/09/2010
Contract end date	

17/18 Contracted general activity (UDA)	20,624
Carry forward general activity (UDA)	116
17/18 Contracted orthodontic activity (UOA)	0
Carry forward orthodontic activity (UOA)	0
Baseline contract value	£487,207.01

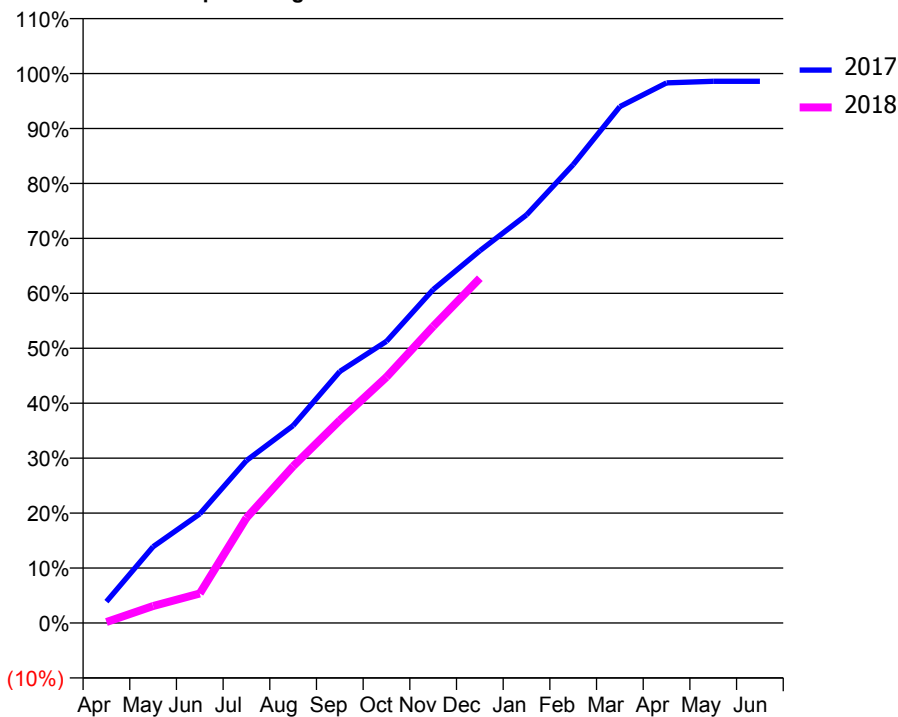
### ACCESS\*

Patients seen in 24 months	Total	Change since previous quarter
Quarter ending December 2016	2,098	
Quarter ending March 2017	2,112	→
Quarter ending June 2017	2,501	↑
Quarter ending September 2017	4,099	↑
Quarter ending December 2017	5,162	↑
<b>Variance since December 2016</b>	<b>146.0%</b>	<b>↑</b>



### ACTIVITY

Cumulative percentage of contracted UDA delivered 2017 & 2018



Month	Adjusted Scheduled Activity (UDA)	
	2017	2018
April	315	36
May	1,127	640
June	1,611	1,107
July	2,401	3,947
August	2,916	5,882
September	3,716	7,608
October	4,161	9,231
November	4,925	11,133
December	5,499	12,940
January	6,028	
February	6,770	
March	7,627	
April	7,978	
May	8,000	
June	8,000	

### QUALITY

	Quantity	Base Number	Contract	LHB	Wales
% of FP17s for the same patient ID Re-attending within 3 months - Children	91	1,563	5.8%	8.7%	11.0%
% of FP17s for the same patient ID Re-attending within 3 months - Adults	614	4,683	13.1%	15.6%	16.1%
% of FP17s for the same patient ID Re-attending between 3 & 9 months - Children	456	1,563	29.2%	56.9%	58.9%
% of FP17s for the same patient ID Re-attending between 3 & 9 months - Adults	1,322	4,683	28.2%	54.8%	55.2%
% of FP17s for Band 1 Urgent Courses	426	6,111	7.0%	9.2%	9.0%
% of FP17s Relating to Free Repair or Replacements	54	6,111	0.9%	0.7%	0.7%
% of FP17s Relating to Continuations	101	6,111	1.7%	0.9%	0.8%
% of Patients satisfied with the dentistry they have received	20	20	100.0%	91.4%	91.9%
% of Patients satisfied with the time they had to wait for an appointment	20	20	100.0%	88.0%	87.9%

\* This is based on patients treated on this contract for their most recent course of treatment. Figures in italics indicate the base number of FP17s or Patient Questionnaire responses are less than 100. N/A is shown where the base number of responses is less than 10 during the period. % is calculated as Quantity/Base number\*100

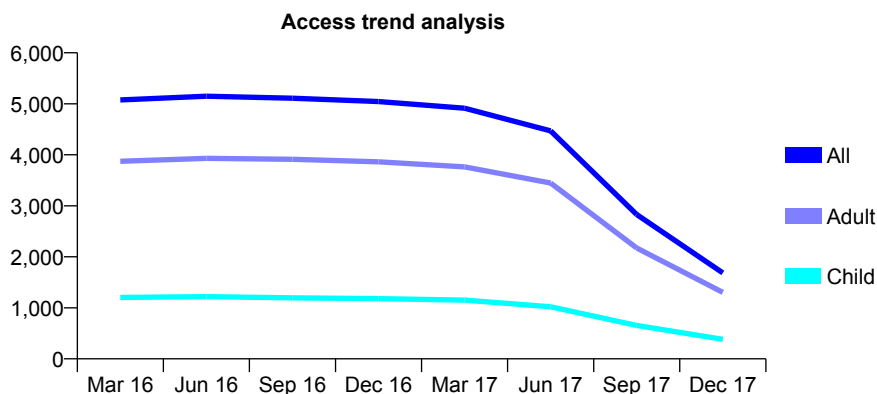
## 7A4 - Vital Signs At a Glance Contract Report for 359203/0001 - December 2017

Name or company name	MR DJ ROGERS
Contract type name	GDS Contract
Purpose of contract	General
Contract start date	01/11/2012
Contract end date	31/05/2017

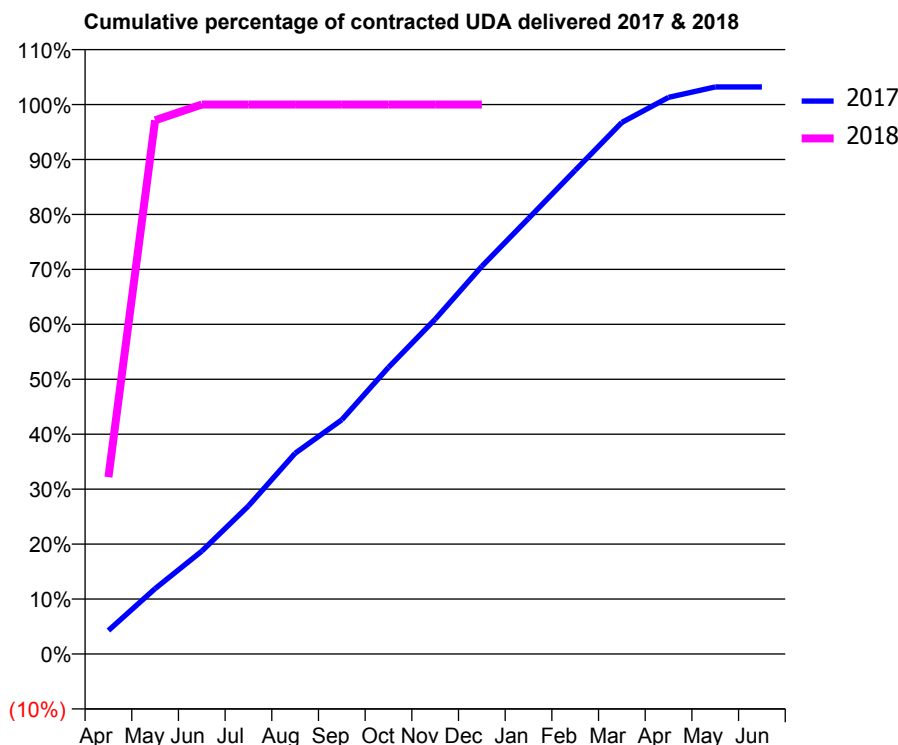
17/18 Contracted general activity (UDA)	2,502
Carry forward general activity (UDA)	-480
17/18 Contracted orthodontic activity (UOA)	0
Carry forward orthodontic activity (UOA)	0
Baseline contract value	£61,015.62

### ACCESS\*

Patients seen in 24 months	Total	Change since previous quarter
Quarter ending December 2016	5,044	
Quarter ending March 2017	4,915	↓
Quarter ending June 2017	4,468	↓
Quarter ending September 2017	2,831	↓
Quarter ending December 2017	1,686	↓
<b>Variance since December 2016</b>	<b>(66.6%)</b>	<b>↓</b>



### ACTIVITY



Month	Adjusted Scheduled Activity (UDA)	
	2017	2018
April	643	805
May	1,788	2,430
June	2,810	2,502
July	4,045	2,502
August	5,483	2,502
September	6,397	2,502
October	7,829	2,502
November	9,145	2,502
December	10,591	2,502
January	11,896	
February	13,213	
March	14,520	
April	15,203	
May	15,488	
June	15,489	

### QUALITY

	Quantity	Base Number	Contract	LHB	Wales
% of FP17s for the same patient ID Re-attending within 3 months - Children	17	297	5.7%	8.7%	11.0%
% of FP17s for the same patient ID Re-attending within 3 months - Adults	153	1,042	14.7%	15.6%	16.1%
% of FP17s for the same patient ID Re-attending between 3 & 9 months - Children	209	297	70.4%	56.9%	58.9%
% of FP17s for the same patient ID Re-attending between 3 & 9 months - Adults	629	1,042	60.4%	54.8%	55.2%
% of FP17s for Band 1 Urgent Courses	53	950	5.6%	9.2%	9.0%
% of FP17s Relating to Free Repair or Replacements	2	950	0.2%	0.7%	0.7%
% of FP17s Relating to Continuations	2	950	0.2%	0.9%	0.8%
% of Patients satisfied with the dentistry they have received	27	29	93.1%	91.4%	91.9%
% of Patients satisfied with the time they had to wait for an appointment	27	29	93.1%	88.0%	87.9%

\* This is based on patients treated on this contract for their most recent course of treatment. Figures in italics indicate the base number of FP17s or Patient Questionnaire responses are less than 100. N/A is shown where the base number of responses is less than 10 during the period. % is calculated as Quantity/Base number\*100



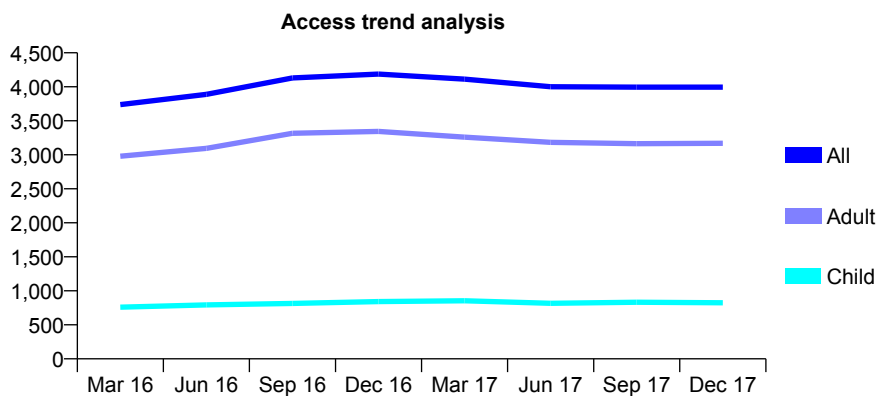
## 7A4 - Vital Signs At a Glance Contract Report for 567507/0004 - December 2017

Name or company name	MRS P SATCHELL
Contract type name	GDS Contract
Purpose of contract	General
Contract start date	01/12/2014
Contract end date	

17/18 Contracted general activity (UDA)	10,052
Carry forward general activity (UDA)	53
17/18 Contracted orthodontic activity (UOA)	0
Carry forward orthodontic activity (UOA)	0
Baseline contract value	£203,506.94

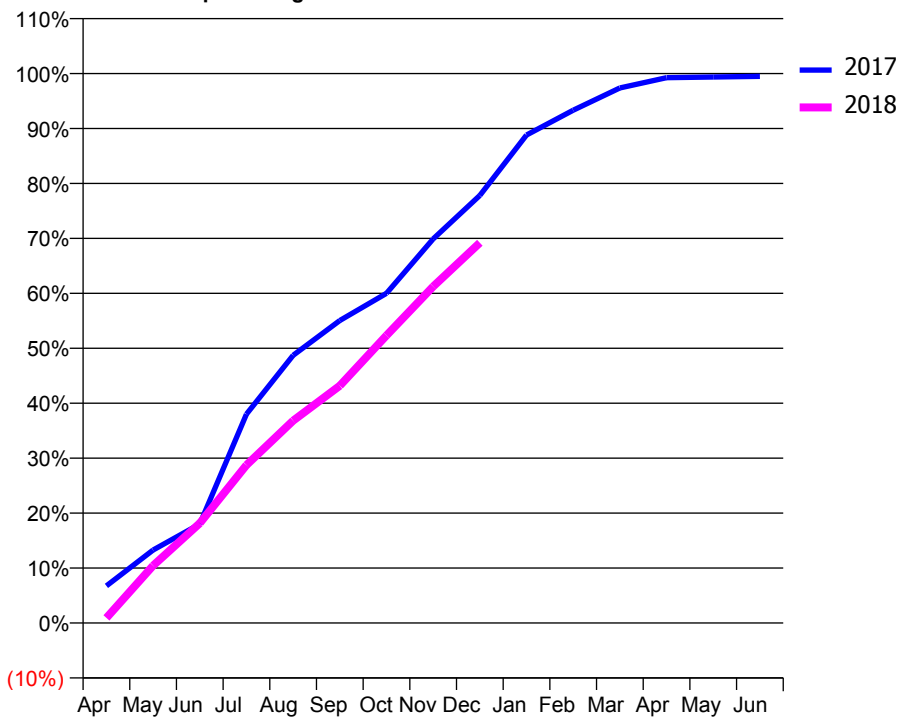
### ACCESS\*

Patients seen in 24 months	Total	Change since previous quarter
Quarter ending December 2016	4,187	
Quarter ending March 2017	4,113	↓
Quarter ending June 2017	4,000	↓
Quarter ending September 2017	3,996	→
Quarter ending December 2017	3,995	→
<b>Variance since December 2016</b>	<b>(4.6%)</b>	<b>↓</b>



### ACTIVITY

Cumulative percentage of contracted UDA delivered 2017 & 2018



Month	Adjusted Scheduled Activity (UDA)	
	2017	2018
April	679	94
May	1,335	1,051
June	1,812	1,827
July	3,821	2,889
August	4,897	3,701
September	5,534	4,340
October	6,031	5,260
November	7,027	6,155
December	7,821	6,956
January	8,927	
February	9,379	
March	9,788	
April	9,976	
May	9,987	
June	9,999	

### QUALITY

	Quantity	Base Number	Contract	LHB	Wales
% of FP17s for the same patient ID Re-attending within 3 months - Children	20	781	2.6%	8.7%	11.0%
% of FP17s for the same patient ID Re-attending within 3 months - Adults	154	2,923	5.3%	15.6%	16.1%
% of FP17s for the same patient ID Re-attending between 3 & 9 months - Children	497	781	63.6%	56.9%	58.9%
% of FP17s for the same patient ID Re-attending between 3 & 9 months - Adults	1,614	2,923	55.2%	54.8%	55.2%
% of FP17s for Band 1 Urgent Courses	119	3,541	3.4%	9.2%	9.0%
% of FP17s Relating to Free Repair or Replacements	0	3,541	0.0%	0.7%	0.7%
% of FP17s Relating to Continuations	4	3,541	0.1%	0.9%	0.8%
% of Patients satisfied with the dentistry they have received	13	13	100.0%	91.4%	91.9%
% of Patients satisfied with the time they had to wait for an appointment	12	13	92.3%	88.0%	87.9%

\* This is based on patients treated on this contract for their most recent course of treatment. Figures in italics indicate the base number of FP17s or Patient Questionnaire responses are less than 100. N/A is shown where the base number of responses is less than 10 during the period. % is calculated as Quantity/Base number\*100

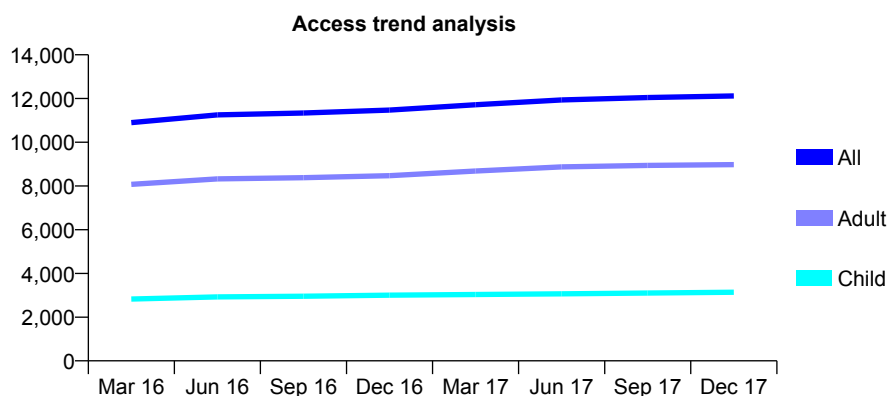
## 7A4 - Vital Signs At a Glance Contract Report for 578851/0001 - December 2017

Name or company name	MR DR COX
Contract type name	GDS Contract
Purpose of contract	General
Contract start date	01/04/2006
Contract end date	

17/18 Contracted general activity (UDA)	27,024
Carry forward general activity (UDA)	1,697
17/18 Contracted orthodontic activity (UOA)	0
Carry forward orthodontic activity (UOA)	0
Baseline contract value	£665,718.98

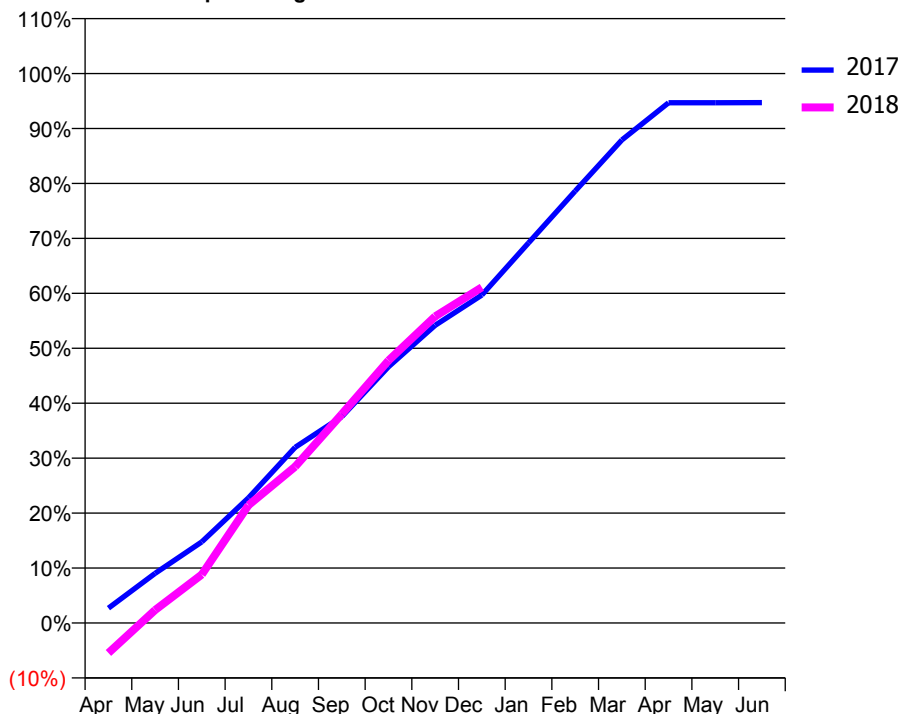
### ACCESS\*

Patients seen in 24 months	Total	Change since previous quarter
Quarter ending December 2016	11,474	
Quarter ending March 2017	11,716	↑
Quarter ending June 2017	11,933	→
Quarter ending September 2017	12,042	→
Quarter ending December 2017	12,118	→
<b>Variance since December 2016</b>	<b>5.6%</b>	<b>↑</b>



### ACTIVITY

Cumulative percentage of contracted UDA delivered 2017 & 2018



Month	Adjusted Scheduled Activity (UDA)	
	2017	2018
April	868	-1,478
May	2,887	641
June	4,718	2,382
July	7,281	5,796
August	10,220	7,689
September	12,008	10,273
October	14,908	12,909
November	17,318	15,081
December	19,082	16,509
January	22,119	
February	25,132	
March	28,108	
April	30,270	
May	30,272	
June	30,274	

### QUALITY

	Quantity	Base Number	Contract	LHB	Wales
% of FP17s for the same patient ID Re-attending within 3 months - Children	188	3,034	6.2%	8.7%	11.0%
% of FP17s for the same patient ID Re-attending within 3 months - Adults	1,123	8,246	13.6%	15.6%	16.1%
% of FP17s for the same patient ID Re-attending between 3 & 9 months - Children	1,651	3,034	54.4%	56.9%	58.9%
% of FP17s for the same patient ID Re-attending between 3 & 9 months - Adults	4,151	8,246	50.3%	54.8%	55.2%
% of FP17s for Band 1 Urgent Courses	1,066	10,290	10.4%	9.2%	9.0%
% of FP17s Relating to Free Repair or Replacements	131	10,290	1.3%	0.7%	0.7%
% of FP17s Relating to Continuations	30	10,290	0.3%	0.9%	0.8%
% of Patients satisfied with the dentistry they have received	21	21	100.0%	91.4%	91.9%
% of Patients satisfied with the time they had to wait for an appointment	17	21	81.0%	88.0%	87.9%

\* This is based on patients treated on this contract for their most recent course of treatment. Figures in italics indicate the base number of FP17s or Patient Questionnaire responses are less than 100. N/A is shown where the base number of responses is less than 10 during the period. % is calculated as Quantity/Base number\*100

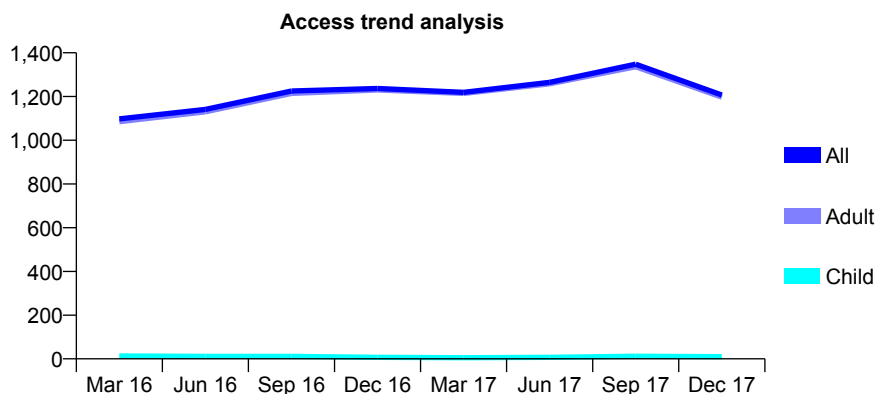
## 7A4 - Vital Signs At a Glance Contract Report for 578851/0004 - December 2017

Name or company name	MR DR COX
Contract type name	PDS Contract
Purpose of contract	General
Contract start date	01/01/2011
Contract end date	31/10/2017

17/18 Contracted general activity (UDA)	1,094
Carry forward general activity (UDA)	0
17/18 Contracted orthodontic activity (UOA)	0
Carry forward orthodontic activity (UOA)	0
Baseline contract value	£26,650.67

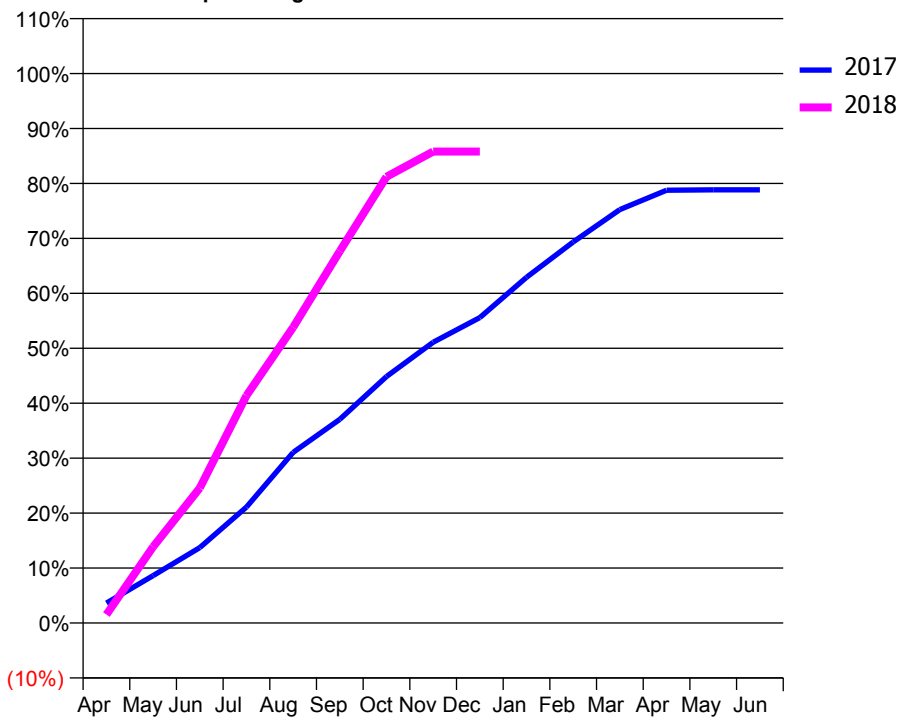
### ACCESS\*

Patients seen in 24 months	Total	Change since previous quarter
Quarter ending December 2016	1,237	
Quarter ending March 2017	1,219	↓
Quarter ending June 2017	1,265	↑
Quarter ending September 2017	1,348	↑
Quarter ending December 2017	1,207	↓
<b>Variance since December 2016</b>	<b>(2.4%)</b>	<b>↓</b>



### ACTIVITY

Cumulative percentage of contracted UDA delivered 2017 & 2018



Month	Adjusted Scheduled Activity (UDA)	
	2017	2018
April	68	17
May	162	152
June	257	269
July	396	453
August	582	589
September	695	740
October	841	888
November	958	939
December	1,042	939
January	1,180	
February	1,300	
March	1,411	
April	1,477	
May	1,478	
June	1,478	

### QUALITY

	Quantity	Base Number	Contract	LHB	Wales
% of FP17s for the same patient ID Re-attending within 3 months - Children	0	11	0.0%	8.7%	11.0%
% of FP17s for the same patient ID Re-attending within 3 months - Adults	24	819	2.9%	15.6%	16.1%
% of FP17s for the same patient ID Re-attending between 3 & 9 months - Children	0	11	0.0%	56.9%	58.9%
% of FP17s for the same patient ID Re-attending between 3 & 9 months - Adults	10	819	1.2%	54.8%	55.2%
% of FP17s for Band 1 Urgent Courses	763	774	98.6%	9.2%	9.0%
% of FP17s Relating to Free Repair or Replacements	0	774	0.0%	0.7%	0.7%
% of FP17s Relating to Continuations	0	774	0.0%	0.9%	0.8%
% of Patients satisfied with the dentistry they have received	1	1	N/A	91.4%	91.9%
% of Patients satisfied with the time they had to wait for an appointment	1	1	N/A	88.0%	87.9%

\* This is based on patients treated on this contract for their most recent course of treatment. Figures in italics indicate the base number of FP17s or Patient Questionnaire responses are less than 100. N/A is shown where the base number of responses is less than 10 during the period. % is calculated as Quantity/Base number\*100

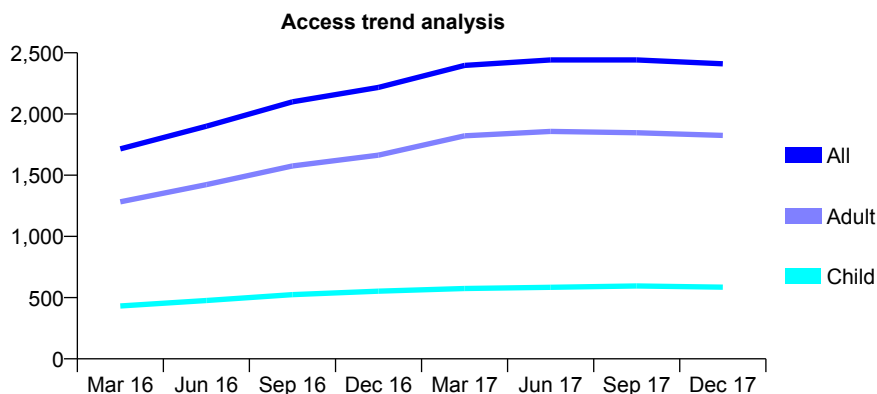
## 7A4 - Vital Signs At a Glance Contract Report for 620564/0002 - December 2017

Name or company name	MR IC HOOPER
Contract type name	GDS Contract
Purpose of contract	General
Contract start date	20/04/2015
Contract end date	

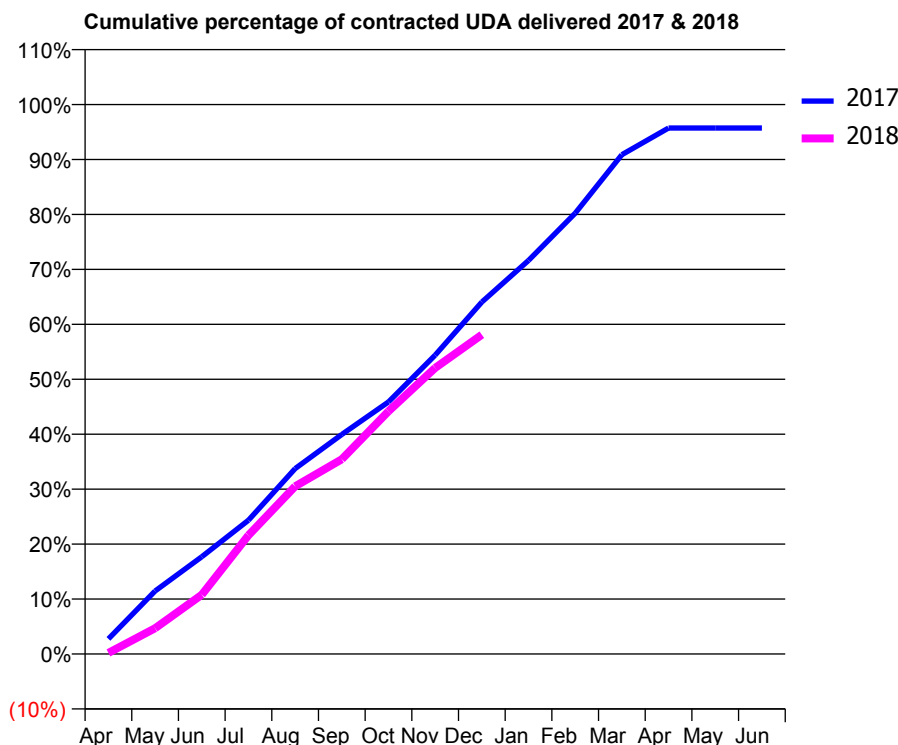
17/18 Contracted general activity (UDA)	6,638
Carry forward general activity (UDA)	283
17/18 Contracted orthodontic activity (UOA)	0
Carry forward orthodontic activity (UOA)	0
Baseline contract value	£164,828.50

### ACCESS\*

Patients seen in 24 months	Total	Change since previous quarter
Quarter ending December 2016	2,217	
Quarter ending March 2017	2,397	↑
Quarter ending June 2017	2,442	→
Quarter ending September 2017	2,442	→
Quarter ending December 2017	2,410	↓
<b>Variance since December 2016</b>	<b>8.7%</b>	<b>↑</b>



### ACTIVITY



Month	Adjusted Scheduled Activity (UDA)	
	2017	2018
April	183	14
May	760	311
June	1,175	716
July	1,617	1,435
August	2,240	2,026
September	2,652	2,353
October	3,045	2,932
November	3,611	3,456
December	4,252	3,857
January	4,755	
February	5,324	
March	6,032	
April	6,355	
May	6,355	
June	6,355	

### QUALITY

	Quantity	Base Number	Contract	LHB	Wales
% of FP17s for the same patient ID Re-attending within 3 months - Children	28	548	5.1%	8.7%	11.0%
% of FP17s for the same patient ID Re-attending within 3 months - Adults	243	1,707	14.2%	15.6%	16.1%
% of FP17s for the same patient ID Re-attending between 3 & 9 months - Children	272	548	49.6%	56.9%	58.9%
% of FP17s for the same patient ID Re-attending between 3 & 9 months - Adults	788	1,707	46.2%	54.8%	55.2%
% of FP17s for Band 1 Urgent Courses	265	2,102	12.6%	9.2%	9.0%
% of FP17s Relating to Free Repair or Replacements	7	2,102	0.3%	0.7%	0.7%
% of FP17s Relating to Continuations	9	2,102	0.4%	0.9%	0.8%
% of Patients satisfied with the dentistry they have received	9	10	90.0%	91.4%	91.9%
% of Patients satisfied with the time they had to wait for an appointment	9	10	90.0%	88.0%	87.9%

\* This is based on patients treated on this contract for their most recent course of treatment. Figures in italics indicate the base number of FP17s or Patient Questionnaire responses are less than 100. N/A is shown where the base number of responses is less than 10 during the period. % is calculated as Quantity/Base number\*100

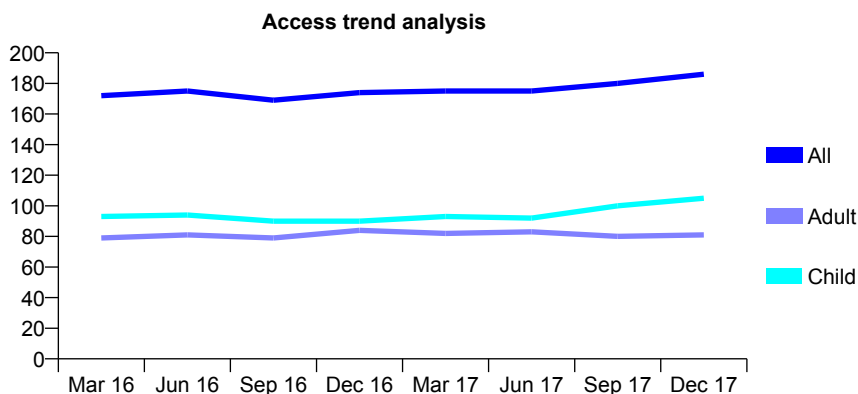
## 7A4 - Vital Signs At a Glance Contract Report for 631590/0001 - December 2017

Name or company name	MISS JM HENDLY
Contract type name	GDS Contract
Purpose of contract	General
Contract start date	01/04/2006
Contract end date	

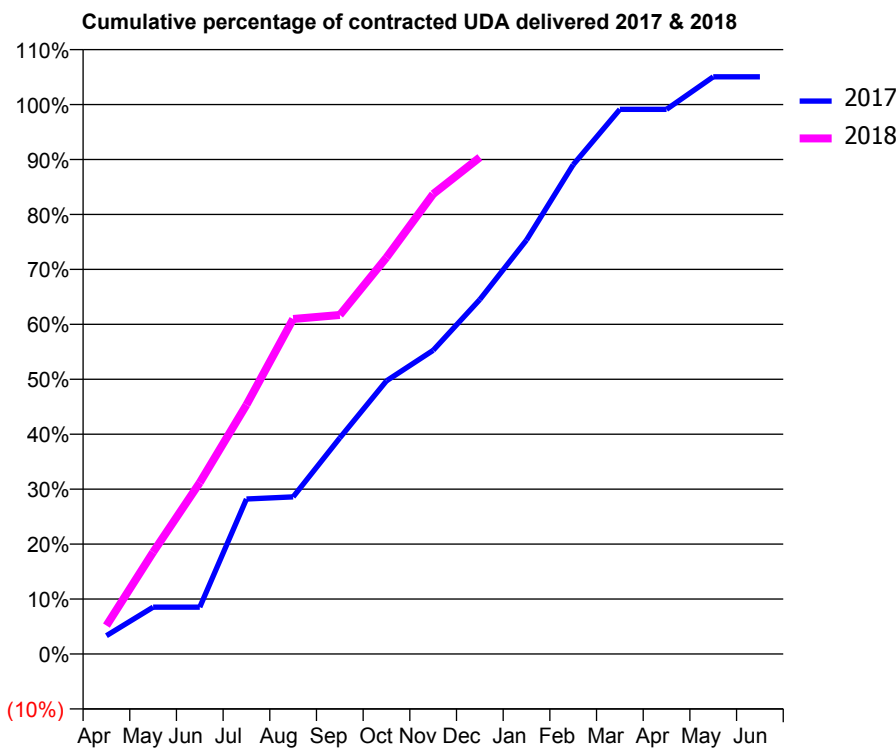
17/18 Contracted general activity (UDA)	270
Carry forward general activity (UDA)	-14
17/18 Contracted orthodontic activity (UOA)	0
Carry forward orthodontic activity (UOA)	0
Baseline contract value	£8,241.78

### ACCESS\*

Patients seen in 24 months	Total	Change since previous quarter
Quarter ending December 2016	174	
Quarter ending March 2017	175	→
Quarter ending June 2017	175	→
Quarter ending September 2017	180	↑
Quarter ending December 2017	186	↑
<b>Variance since December 2016</b>	<b>6.9%</b>	<b>↑</b>



### ACTIVITY



Month	Adjusted Scheduled Activity (UDA)	
	2017	2018
April	9	14
May	23	50
June	23	84
July	76	122
August	77	165
September	106	167
October	134	195
November	149	226
December	174	244
January	203	
February	240	
March	268	
April	268	
May	284	
June	284	

### QUALITY

	Quantity	Base Number	Contract	LHB	Wales
% of FP17s for the same patient ID Re-attending within 3 months - Children	2	84	2.4%	8.7%	11.0%
% of FP17s for the same patient ID Re-attending within 3 months - Adults	8	66	12.1%	15.6%	16.1%
% of FP17s for the same patient ID Re-attending between 3 & 9 months - Children	24	84	28.6%	56.9%	58.9%
% of FP17s for the same patient ID Re-attending between 3 & 9 months - Adults	25	66	37.9%	54.8%	55.2%
% of FP17s for Band 1 Urgent Courses	5	142	3.5%	9.2%	9.0%
% of FP17s Relating to Free Repair or Replacements	0	142	0.0%	0.7%	0.7%
% of FP17s Relating to Continuations	0	142	0.0%	0.9%	0.8%
% of Patients satisfied with the dentistry they have received	0	0	N/A	91.4%	91.9%
% of Patients satisfied with the time they had to wait for an appointment	0	0	N/A	88.0%	87.9%

\* This is based on patients treated on this contract for their most recent course of treatment. Figures in italics indicate the base number of FP17s or Patient Questionnaire responses are less than 100. N/A is shown where the base number of responses is less than 10 during the period. % is calculated as Quantity/Base number\*100

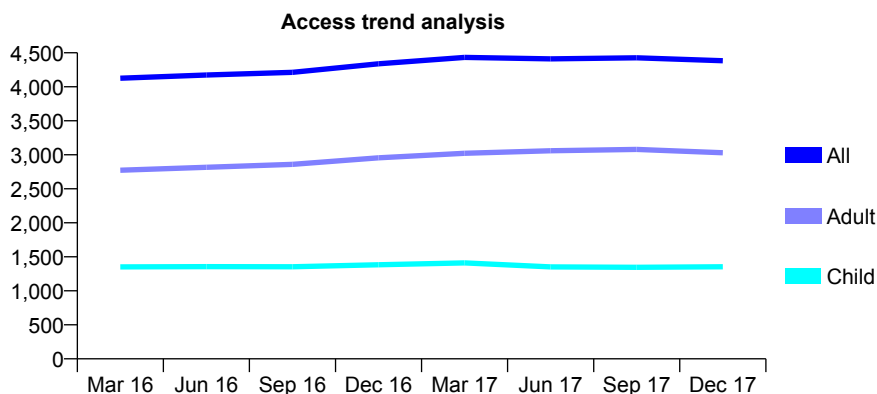
## 7A4 - Vital Signs At a Glance Contract Report for 673366/0001 - December 2017

Name or company name	MR MA CLARK
Contract type name	GDS Contract
Purpose of contract	General
Contract start date	01/04/2006
Contract end date	

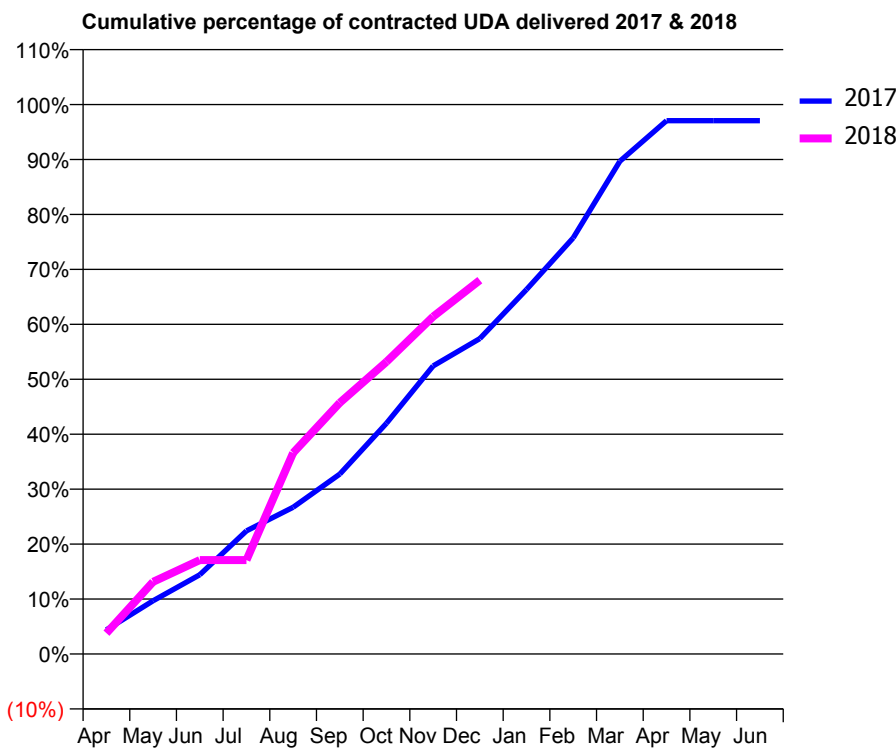
17/18 Contracted general activity (UDA)	10,817
Carry forward general activity (UDA)	0
17/18 Contracted orthodontic activity (UOA)	0
Carry forward orthodontic activity (UOA)	0
Baseline contract value	£271,546.84

### ACCESS\*

Patients seen in 24 months	Total	Change since previous quarter
Quarter ending December 2016	4,338	
Quarter ending March 2017	4,433	↑
Quarter ending June 2017	4,411	→
Quarter ending September 2017	4,426	→
Quarter ending December 2017	4,383	→
<b>Variance since December 2016</b>	<b>1.0%</b>	<b>→</b>



### ACTIVITY



Month	Adjusted Scheduled Activity (UDA)	
	2017	2018
April	584	410
May	1,290	1,421
June	1,919	1,849
July	2,978	1,849
August	3,550	3,961
September	4,354	4,947
October	5,582	5,754
November	6,968	6,642
December	7,629	7,360
January	8,814	
February	10,064	
March	11,917	
April	12,900	
May	12,900	
June	12,900	

### QUALITY

	Quantity	Base Number	Contract	LHB	Wales
% of FP17s for the same patient ID Re-attending within 3 months - Children	122	1,639	7.4%	8.7%	11.0%
% of FP17s for the same patient ID Re-attending within 3 months - Adults	397	3,220	12.3%	15.6%	16.1%
% of FP17s for the same patient ID Re-attending between 3 & 9 months - Children	1,119	1,639	68.3%	56.9%	58.9%
% of FP17s for the same patient ID Re-attending between 3 & 9 months - Adults	2,151	3,220	66.8%	54.8%	55.2%
% of FP17s for Band 1 Urgent Courses	189	4,431	4.3%	9.2%	9.0%
% of FP17s Relating to Free Repair or Replacements	16	4,431	0.4%	0.7%	0.7%
% of FP17s Relating to Continuations	1	4,431	0.0%	0.9%	0.8%
% of Patients satisfied with the dentistry they have received	13	13	100.0%	91.4%	91.9%
% of Patients satisfied with the time they had to wait for an appointment	12	13	92.3%	88.0%	87.9%

\* This is based on patients treated on this contract for their most recent course of treatment. Figures in italics indicate the base number of FP17s or Patient Questionnaire responses are less than 100. N/A is shown where the base number of responses is less than 10 during the period. % is calculated as Quantity/Base number\*100

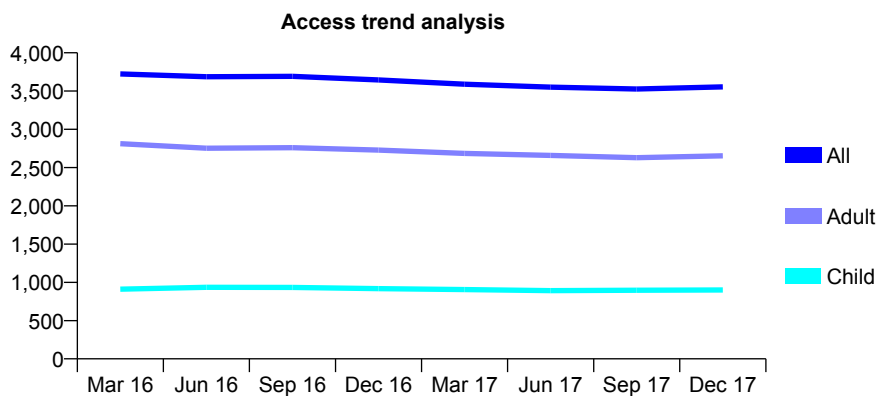
## 7A4 - Vital Signs At a Glance Contract Report for 675296/0001 - December 2017

Name or company name	MR A AKBAS
Contract type name	GDS Contract
Purpose of contract	General
Contract start date	01/04/2006
Contract end date	

17/18 Contracted general activity (UDA)	14,000
Carry forward general activity (UDA)	0
17/18 Contracted orthodontic activity (UOA)	0
Carry forward orthodontic activity (UOA)	0
Baseline contract value	£356,772.73

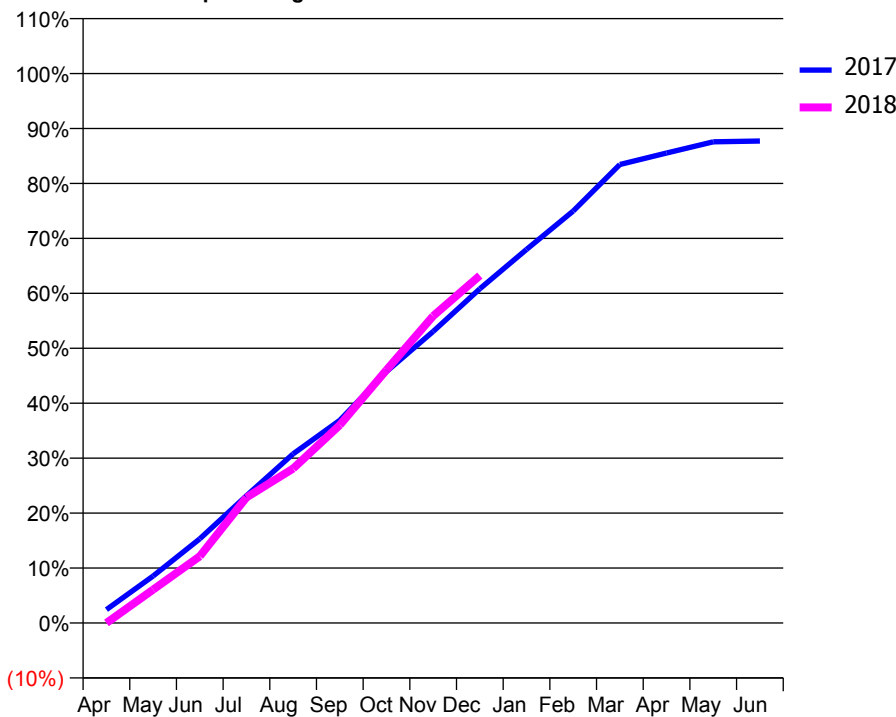
### ACCESS\*

Patients seen in 24 months	Total	Change since previous quarter
Quarter ending December 2016	3,645	
Quarter ending March 2017	3,590	↓
Quarter ending June 2017	3,551	↓
Quarter ending September 2017	3,527	→
Quarter ending December 2017	3,555	→
<b>Variance since December 2016</b>	<b>(2.5%)</b>	<b>↓</b>



### ACTIVITY

Cumulative percentage of contracted UDA delivered 2017 & 2018



Month	Adjusted Scheduled Activity (UDA)	
	2017	2018
April	365	0
May	1,282	852
June	2,297	1,701
July	3,474	3,199
August	4,616	3,935
September	5,536	5,043
October	6,864	6,445
November	7,958	7,821
December	9,125	8,852
January	10,199	
February	11,245	
March	12,517	
April	12,830	
May	13,135	
June	13,158	

### QUALITY

	Quantity	Base Number	Contract	LHB	Wales
% of FP17s for the same patient ID Re-attending within 3 months - Children	55	812	6.8%	8.7%	11.0%
% of FP17s for the same patient ID Re-attending within 3 months - Adults	447	2,631	17.0%	15.6%	16.1%
% of FP17s for the same patient ID Re-attending between 3 & 9 months - Children	383	812	47.2%	56.9%	58.9%
% of FP17s for the same patient ID Re-attending between 3 & 9 months - Adults	1,307	2,631	49.7%	54.8%	55.2%
% of FP17s for Band 1 Urgent Courses	220	3,229	6.8%	9.2%	9.0%
% of FP17s Relating to Free Repair or Replacements	58	3,229	1.8%	0.7%	0.7%
% of FP17s Relating to Continuations	9	3,229	0.3%	0.9%	0.8%
% of Patients satisfied with the dentistry they have received	11	12	91.7%	91.4%	91.9%
% of Patients satisfied with the time they had to wait for an appointment	12	12	100.0%	88.0%	87.9%

\* This is based on patients treated on this contract for their most recent course of treatment. Figures in italics indicate the base number of FP17s or Patient Questionnaire responses are less than 100. N/A is shown where the base number of responses is less than 10 during the period. % is calculated as Quantity/Base number\*100

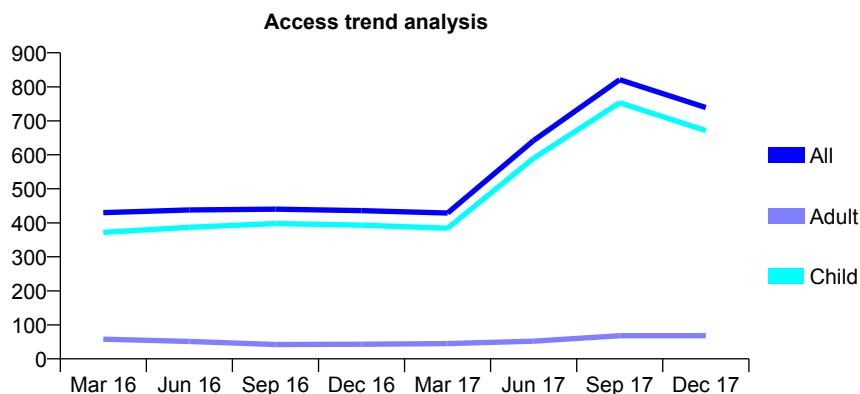
## 7A4 - Vital Signs At a Glance Contract Report for 687286/0001 - December 2017

Name or company name	MR TC MILLS
Contract type name	GDS Contract
Purpose of contract	General
Contract start date	01/04/2006
Contract end date	31/10/2017

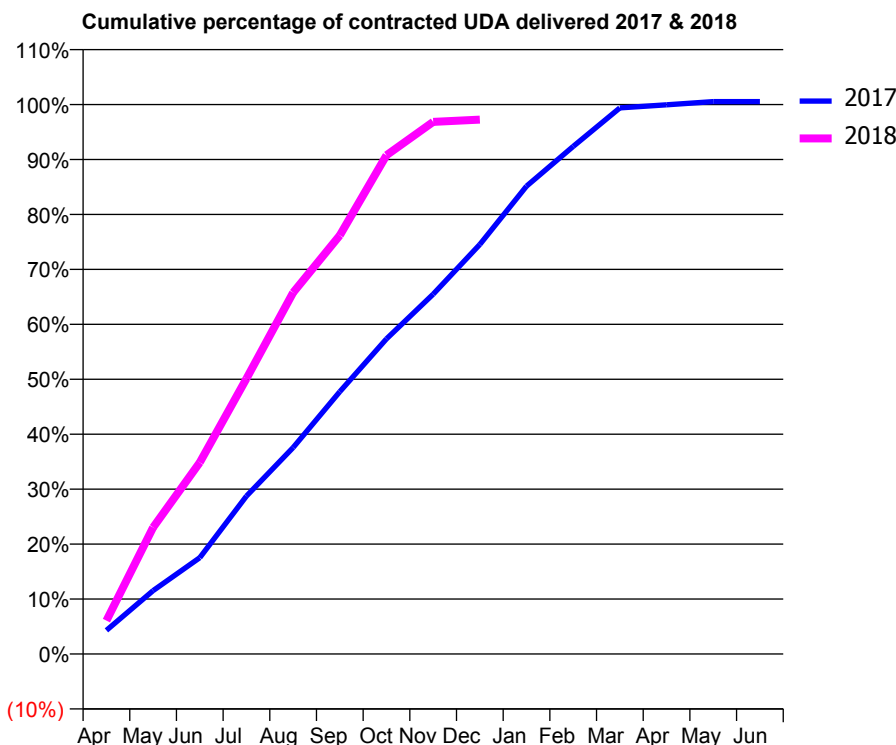
17/18 Contracted general activity (UDA)	1,236
Carry forward general activity (UDA)	-5
17/18 Contracted orthodontic activity (UOA)	0
Carry forward orthodontic activity (UOA)	0
Baseline contract value	£36,968.17

### ACCESS\*

Patients seen in 24 months	Total	Change since previous quarter
Quarter ending December 2016	436	
Quarter ending March 2017	429	↓
Quarter ending June 2017	642	↑
Quarter ending September 2017	821	↑
Quarter ending December 2017	739	↓
<b>Variance since December 2016</b>	<b>69.5%</b>	<b>↑</b>



### ACTIVITY



Month	Adjusted Scheduled Activity (UDA)	
	2017	2018
April	38	75
May	102	285
June	155	431
July	254	620
August	333	813
September	423	942
October	508	1,122
November	580	1,197
December	660	1,202
January	754	
February	818	
March	880	
April	885	
May	890	
June	890	

### QUALITY

	Quantity	Base Number	Contract	LHB	Wales
% of FP17s for the same patient ID Re-attending within 3 months - Children	34	882	3.9%	8.7%	11.0%
% of FP17s for the same patient ID Re-attending within 3 months - Adults	1	38	2.6%	15.6%	16.1%
% of FP17s for the same patient ID Re-attending between 3 & 9 months - Children	354	882	40.1%	56.9%	58.9%
% of FP17s for the same patient ID Re-attending between 3 & 9 months - Adults	17	38	44.7%	54.8%	55.2%
% of FP17s for Band 1 Urgent Courses	15	913	1.6%	9.2%	9.0%
% of FP17s Relating to Free Repair or Replacements	0	913	0.0%	0.7%	0.7%
% of FP17s Relating to Continuations	0	913	0.0%	0.9%	0.8%
% of Patients satisfied with the dentistry they have received	2	3	N/A	91.4%	91.9%
% of Patients satisfied with the time they had to wait for an appointment	2	3	N/A	88.0%	87.9%

\* This is based on patients treated on this contract for their most recent course of treatment. Figures in italics indicate the base number of FP17s or Patient Questionnaire responses are less than 100. N/A is shown where the base number of responses is less than 10 during the period. % is calculated as Quantity/Base number\*100



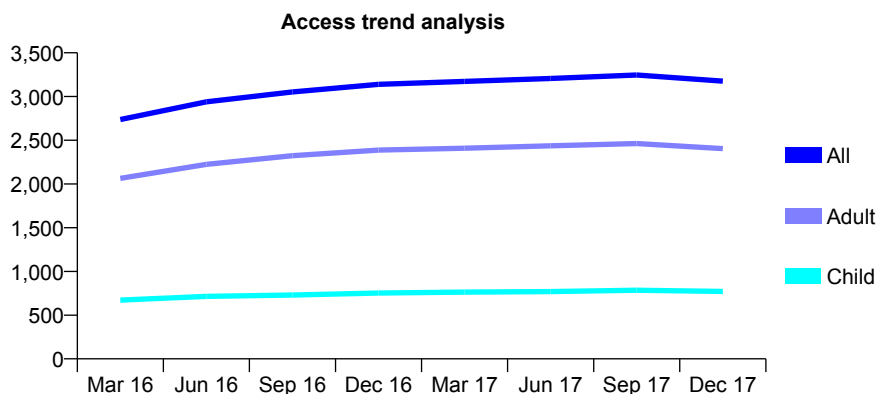
## 7A4 - Vital Signs At a Glance Contract Report for 709093/0001 - December 2017

Name or company name	MR M KERAI
Contract type name	GDS Contract
Purpose of contract	General
Contract start date	01/04/2010
Contract end date	

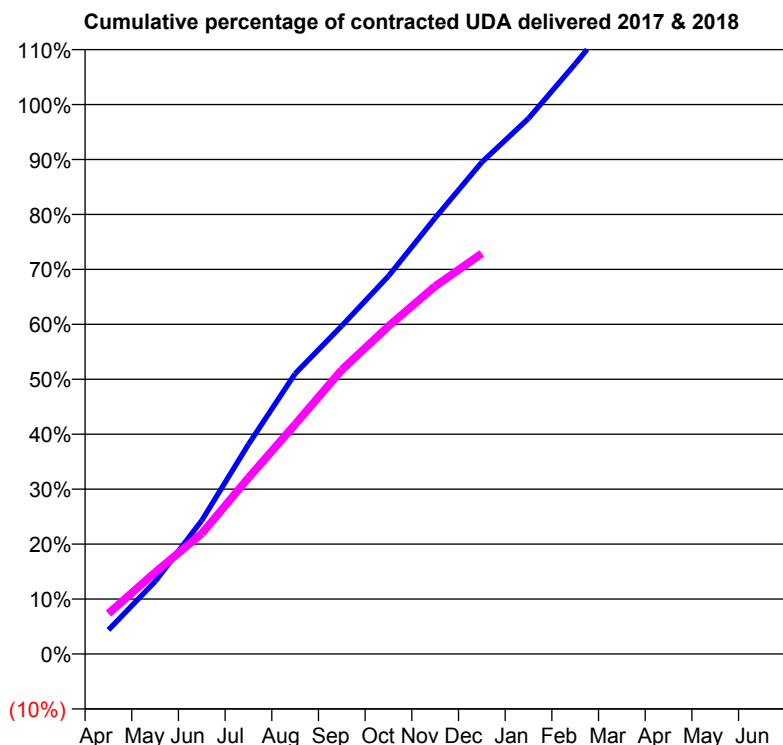
17/18 Contracted general activity (UDA)	8,808
Carry forward general activity (UDA)	-440
17/18 Contracted orthodontic activity (UOA)	0
Carry forward orthodontic activity (UOA)	0
Baseline contract value	£170,219.67

### ACCESS\*

Patients seen in 24 months	Total	Change since previous quarter
Quarter ending December 2016	3,140	
Quarter ending March 2017	3,173	→
Quarter ending June 2017	3,206	→
Quarter ending September 2017	3,246	→
Quarter ending December 2017	3,176	↓
<b>Variance since December 2016</b>	<b>1.1%</b>	<b>→</b>



### ACTIVITY



Month	Adjusted Scheduled Activity (UDA)	
	2017	2018
April	338	648
May	1,018	1,310
June	1,875	1,931
July	2,944	2,824
August	3,936	3,681
September	4,608	4,557
October	5,307	5,256
November	6,124	5,897
December	6,906	6,421
January	7,520	
February	8,286	
March	9,079	
April	9,381	
May	9,418	
June	9,421	

### QUALITY

	Quantity	Base Number	Contract	LHB	Wales
% of FP17s for the same patient ID Re-attending within 3 months - Children	34	685	5.0%	8.7%	11.0%
% of FP17s for the same patient ID Re-attending within 3 months - Adults	343	2,297	14.9%	15.6%	16.1%
% of FP17s for the same patient ID Re-attending between 3 & 9 months - Children	364	685	53.1%	56.9%	58.9%
% of FP17s for the same patient ID Re-attending between 3 & 9 months - Adults	1,190	2,297	51.8%	54.8%	55.2%
% of FP17s for Band 1 Urgent Courses	178	2,846	6.3%	9.2%	9.0%
% of FP17s Relating to Free Repair or Replacements	13	2,846	0.5%	0.7%	0.7%
% of FP17s Relating to Continuations	14	2,846	0.5%	0.9%	0.8%
% of Patients satisfied with the dentistry they have received	8	8	N/A	91.4%	91.9%
% of Patients satisfied with the time they had to wait for an appointment	7	8	N/A	88.0%	87.9%

\* This is based on patients treated on this contract for their most recent course of treatment. Figures in italics indicate the base number of FP17s or Patient Questionnaire responses are less than 100. N/A is shown where the base number of responses is less than 10 during the period. % is calculated as Quantity/Base number\*100

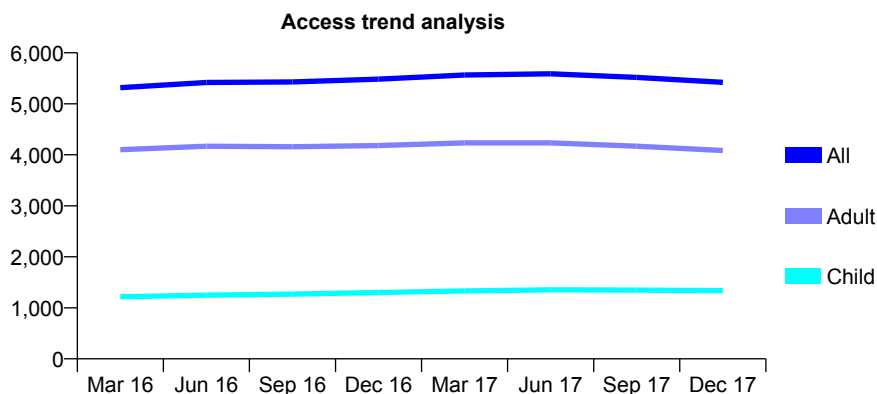
## 7A4 - Vital Signs At a Glance Contract Report for 773816/0002 - December 2017

Name or company name	MISS AM ROCKEY
Contract type name	GDS Contract
Purpose of contract	General
Contract start date	28/11/2011
Contract end date	

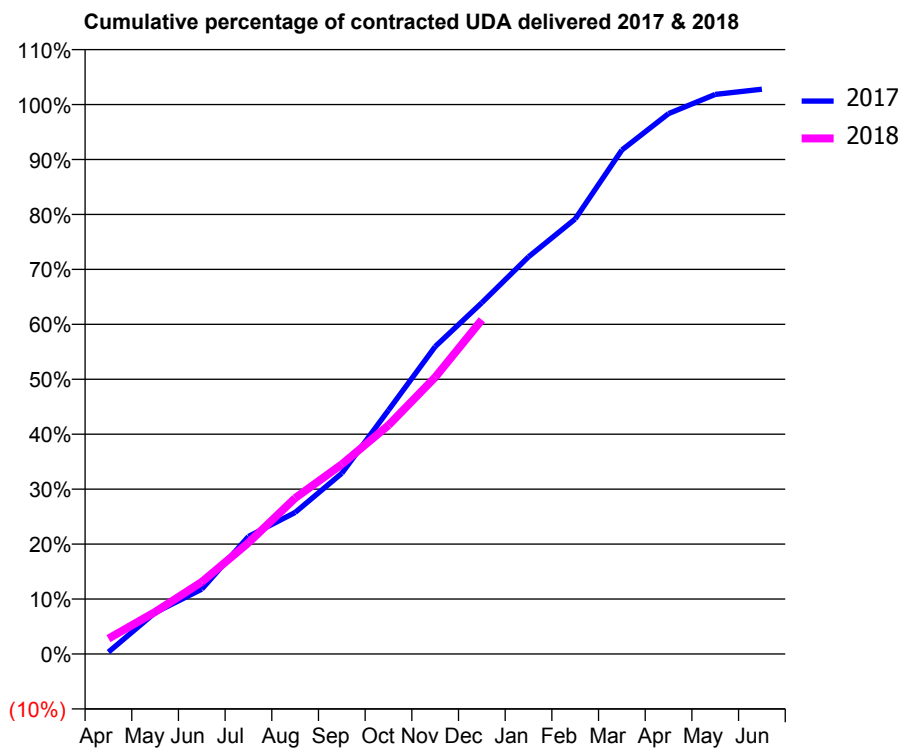
17/18 Contracted general activity (UDA)	15,074
Carry forward general activity (UDA)	-421
17/18 Contracted orthodontic activity (UOA)	0
Carry forward orthodontic activity (UOA)	0
Baseline contract value	£369,564.36

### ACCESS\*

Patients seen in 24 months	Total	Change since previous quarter
Quarter ending December 2016	5,483	
Quarter ending March 2017	5,565	→
Quarter ending June 2017	5,587	→
Quarter ending September 2017	5,517	↓
Quarter ending December 2017	5,421	↓
<b>Variance since December 2016</b>	<b>(1.1%)</b>	<b>↓</b>



### ACTIVITY



Month	Adjusted Scheduled Activity (UDA)	
	2017	2018
April	52	421
May	1,137	1,154
June	1,779	1,978
July	3,225	3,053
August	3,884	4,278
September	4,957	5,204
October	6,689	6,277
November	8,435	7,593
December	9,636	9,168
January	10,895	
February	11,934	
March	13,824	
April	14,824	
May	15,350	
June	15,495	

### QUALITY

	Quantity	Base Number	Contract	LHB	Wales
% of FP17s for the same patient ID Re-attending within 3 months - Children	62	1,028	6.0%	8.7%	11.0%
% of FP17s for the same patient ID Re-attending within 3 months - Adults	639	3,464	18.4%	15.6%	16.1%
% of FP17s for the same patient ID Re-attending between 3 & 9 months - Children	375	1,028	36.5%	56.9%	58.9%
% of FP17s for the same patient ID Re-attending between 3 & 9 months - Adults	1,215	3,464	35.1%	54.8%	55.2%
% of FP17s for Band 1 Urgent Courses	657	3,825	17.2%	9.2%	9.0%
% of FP17s Relating to Free Repair or Replacements	46	3,825	1.2%	0.7%	0.7%
% of FP17s Relating to Continuations	27	3,825	0.7%	0.9%	0.8%
% of Patients satisfied with the dentistry they have received	20	21	95.2%	91.4%	91.9%
% of Patients satisfied with the time they had to wait for an appointment	18	21	85.7%	88.0%	87.9%

\* This is based on patients treated on this contract for their most recent course of treatment. Figures in italics indicate the base number of FP17s or Patient Questionnaire responses are less than 100. N/A is shown where the base number of responses is less than 10 during the period. % is calculated as Quantity/Base number\*100

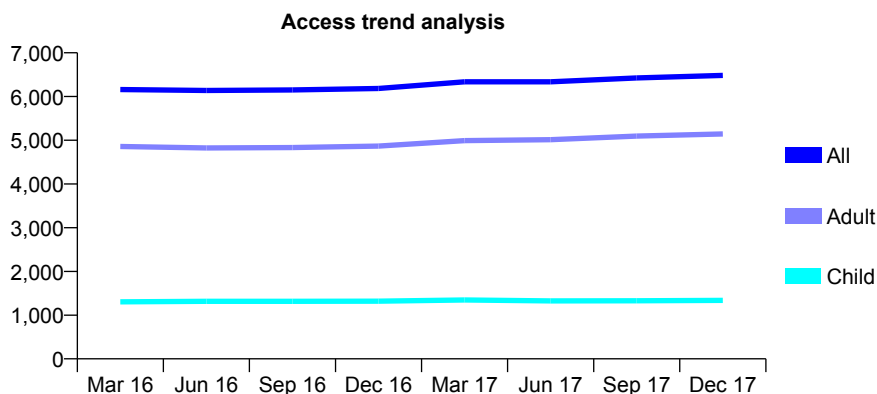
## 7A4 - Vital Signs At a Glance Contract Report for 781266/0001 - December 2017

Name or company name	MR AR JAMES
Contract type name	GDS Contract
Purpose of contract	General
Contract start date	01/09/2013
Contract end date	

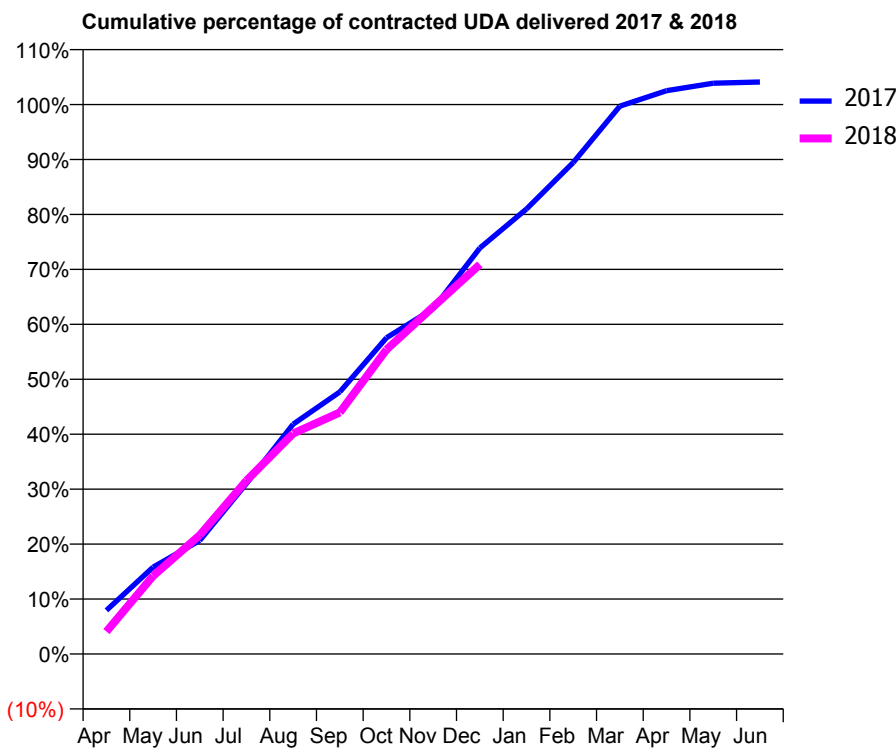
17/18 Contracted general activity (UDA)	21,563
Carry forward general activity (UDA)	-881
17/18 Contracted orthodontic activity (UOA)	0
Carry forward orthodontic activity (UOA)	0
Baseline contract value	£600,448.28

### ACCESS\*

Patients seen in 24 months	Total	Change since previous quarter
Quarter ending December 2016	6,184	
Quarter ending March 2017	6,338	↑
Quarter ending June 2017	6,337	→
Quarter ending September 2017	6,424	→
Quarter ending December 2017	6,482	→
<b>Variance since December 2016</b>	<b>4.8%</b>	<b>↑</b>



### ACTIVITY



Month	Adjusted Scheduled Activity (UDA)	
	2017	2018
April	1,714	881
May	3,409	3,066
June	4,456	4,666
July	6,692	6,804
August	9,020	8,653
September	10,286	9,480
October	12,411	11,942
November	13,552	13,624
December	15,933	15,289
January	17,466	
February	19,284	
March	21,499	
April	22,104	
May	22,400	
June	22,444	

### QUALITY

	Quantity	Base Number	Contract	LHB	Wales
% of FP17s for the same patient ID Re-attending within 3 months - Children	57	1,269	4.5%	8.7%	11.0%
% of FP17s for the same patient ID Re-attending within 3 months - Adults	722	5,321	13.6%	15.6%	16.1%
% of FP17s for the same patient ID Re-attending between 3 & 9 months - Children	644	1,269	50.7%	56.9%	58.9%
% of FP17s for the same patient ID Re-attending between 3 & 9 months - Adults	2,993	5,321	56.2%	54.8%	55.2%
% of FP17s for Band 1 Urgent Courses	402	6,217	6.5%	9.2%	9.0%
% of FP17s Relating to Free Repair or Replacements	33	6,217	0.5%	0.7%	0.7%
% of FP17s Relating to Continuations	98	6,217	1.6%	0.9%	0.8%
% of Patients satisfied with the dentistry they have received	35	37	94.6%	91.4%	91.9%
% of Patients satisfied with the time they had to wait for an appointment	33	37	89.2%	88.0%	87.9%

\* This is based on patients treated on this contract for their most recent course of treatment. Figures in italics indicate the base number of FP17s or Patient Questionnaire responses are less than 100. N/A is shown where the base number of responses is less than 10 during the period. % is calculated as Quantity/Base number\*100

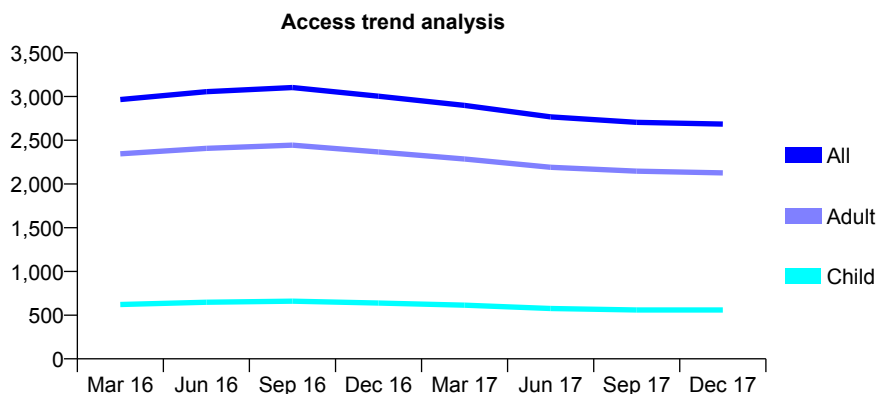
## 7A4 - Vital Signs At a Glance Contract Report for 808423/0001 - December 2017

Name or company name	MR HW EVANS
Contract type name	GDS Contract
Purpose of contract	General
Contract start date	01/04/2006
Contract end date	

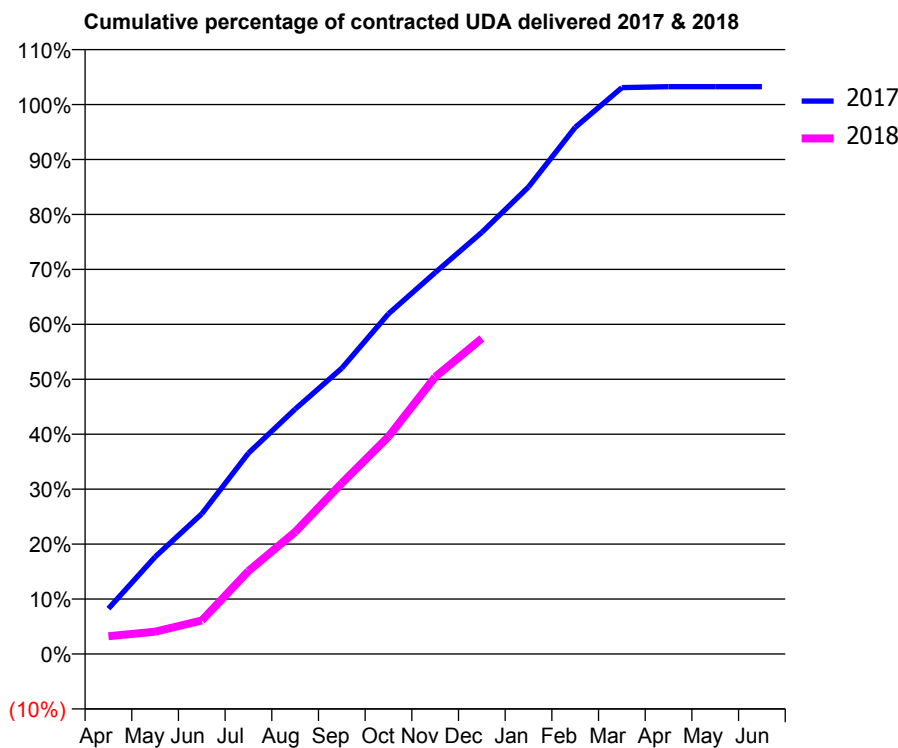
17/18 Contracted general activity (UDA)	10,044
Carry forward general activity (UDA)	-325
17/18 Contracted orthodontic activity (UOA)	0
Carry forward orthodontic activity (UOA)	0
Baseline contract value	£285,886.59

### ACCESS\*

Patients seen in 24 months	Total	Change since previous quarter
Quarter ending December 2016	3,004	
Quarter ending March 2017	2,899	↓
Quarter ending June 2017	2,767	↓
Quarter ending September 2017	2,705	↓
Quarter ending December 2017	2,685	→
<b>Variance since December 2016</b>	<b>(10.6%)</b>	<b>↓</b>



### ACTIVITY



Month	Adjusted Scheduled Activity (UDA)	
	2017	2018
April	829	325
May	1,776	409
June	2,563	614
July	3,673	1,518
August	4,477	2,231
September	5,224	3,123
October	6,220	3,974
November	6,973	5,065
December	7,709	5,768
January	8,537	
February	9,626	
March	10,352	
April	10,369	
May	10,369	
June	10,369	

### QUALITY

	Quantity	Base Number	Contract	LHB	Wales
% of FP17s for the same patient ID Re-attending within 3 months - Children	10	476	2.1%	8.7%	11.0%
% of FP17s for the same patient ID Re-attending within 3 months - Adults	321	2,330	13.8%	15.6%	16.1%
% of FP17s for the same patient ID Re-attending between 3 & 9 months - Children	132	476	27.7%	56.9%	58.9%
% of FP17s for the same patient ID Re-attending between 3 & 9 months - Adults	1,111	2,330	47.7%	54.8%	55.2%
% of FP17s for Band 1 Urgent Courses	265	2,800	9.5%	9.2%	9.0%
% of FP17s Relating to Free Repair or Replacements	18	2,800	0.6%	0.7%	0.7%
% of FP17s Relating to Continuations	20	2,800	0.7%	0.9%	0.8%
% of Patients satisfied with the dentistry they have received	6	6	N/A	91.4%	91.9%
% of Patients satisfied with the time they had to wait for an appointment	6	6	N/A	88.0%	87.9%

\* This is based on patients treated on this contract for their most recent course of treatment. Figures in italics indicate the base number of FP17s or Patient Questionnaire responses are less than 100. N/A is shown where the base number of responses is less than 10 during the period. % is calculated as Quantity/Base number\*100

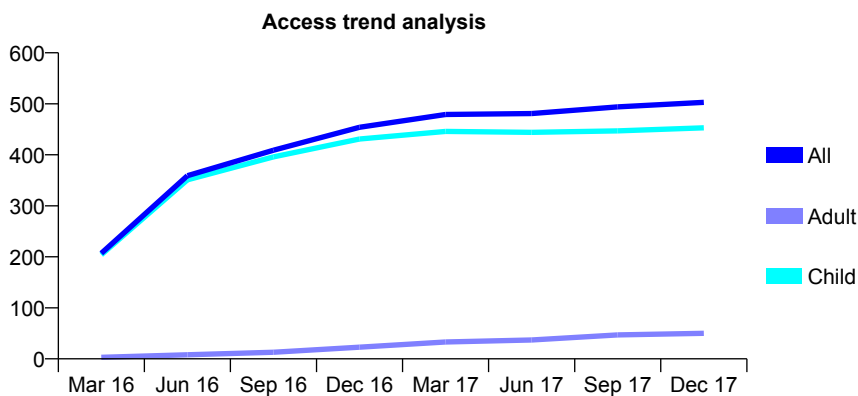
## 7A4 - Vital Signs At a Glance Contract Report for 820741/0002 - December 2017

Name or company name	MRS N TAAFFE
Contract type name	GDS Contract
Purpose of contract	General
Contract start date	22/11/2015
Contract end date	

17/18 Contracted general activity (UDA)	1,040
Carry forward general activity (UDA)	48
17/18 Contracted orthodontic activity (UOA)	0
Carry forward orthodontic activity (UOA)	0
Baseline contract value	£26,627.17

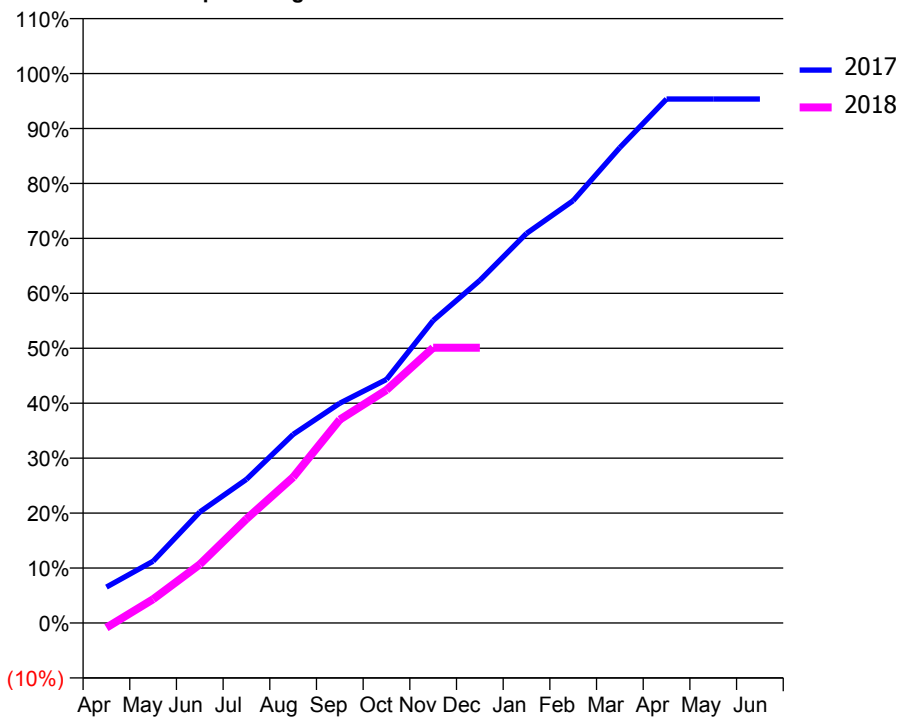
### ACCESS\*

Patients seen in 24 months	Total	Change since previous quarter
Quarter ending December 2016	454	
Quarter ending March 2017	479	↑
Quarter ending June 2017	481	→
Quarter ending September 2017	494	↑
Quarter ending December 2017	503	→
<b>Variance since December 2016</b>	<b>10.8%</b>	<b>↑</b>



### ACTIVITY

Cumulative percentage of contracted UDA delivered 2017 & 2018



Adjusted Scheduled Activity (UDA)

Month	2017	2018
April	68	-9
May	117	45
June	210	111
July	272	197
August	357	276
September	416	385
October	461	441
November	572	521
December	648	521
January	737	
February	799	
March	900	
April	992	
May	992	
June	992	

### QUALITY

	Quantity	Base Number	Contract	LHB	Wales
% of FP17s for the same patient ID Re-attending within 3 months - Children	20	460	4.3%	8.7%	11.0%
% of FP17s for the same patient ID Re-attending within 3 months - Adults	0	13	0.0%	15.6%	16.1%
% of FP17s for the same patient ID Re-attending between 3 & 9 months - Children	327	460	71.1%	56.9%	58.9%
% of FP17s for the same patient ID Re-attending between 3 & 9 months - Adults	6	13	46.2%	54.8%	55.2%
% of FP17s for Band 1 Urgent Courses	0	440	0.0%	9.2%	9.0%
% of FP17s Relating to Free Repair or Replacements	0	440	0.0%	0.7%	0.7%
% of FP17s Relating to Continuations	0	440	0.0%	0.9%	0.8%
% of Patients satisfied with the dentistry they have received	4	4	N/A	91.4%	91.9%
% of Patients satisfied with the time they had to wait for an appointment	4	4	N/A	88.0%	87.9%

\* This is based on patients treated on this contract for their most recent course of treatment. Figures in italics indicate the base number of FP17s or Patient Questionnaire responses are less than 100. N/A is shown where the base number of responses is less than 10 during the period. % is calculated as Quantity/Base number\*100

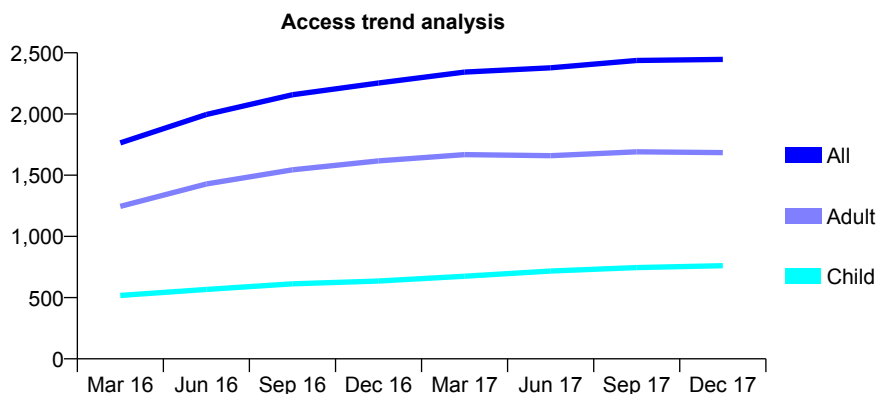
## 7A4 - Vital Signs At a Glance Contract Report for 838977/0004 - December 2017

Name or company name	MR HJ SAMUEL
Contract type name	GDS Contract
Purpose of contract	General
Contract start date	08/06/2015
Contract end date	

17/18 Contracted general activity (UDA)	8,000
Carry forward general activity (UDA)	-188
17/18 Contracted orthodontic activity (UOA)	0
Carry forward orthodontic activity (UOA)	0
Baseline contract value	£256,028.33

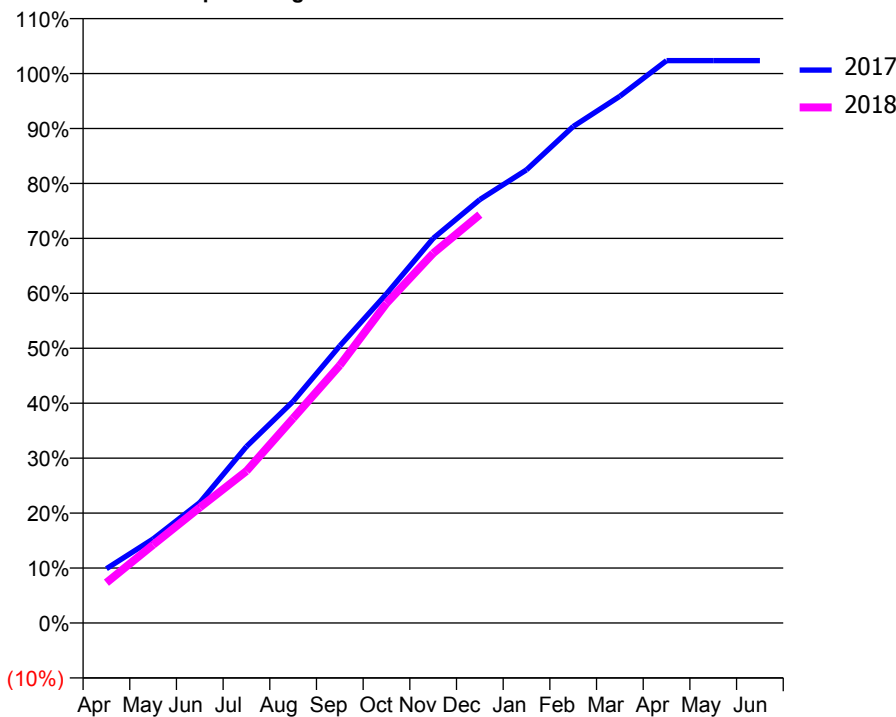
### ACCESS\*

Patients seen in 24 months	Total	Change since previous quarter
Quarter ending December 2016	2,253	
Quarter ending March 2017	2,343	↑
Quarter ending June 2017	2,377	→
Quarter ending September 2017	2,437	↑
Quarter ending December 2017	2,446	→
<b>Variance since December 2016</b>	<b>8.6%</b>	<b>↑</b>



### ACTIVITY

Cumulative percentage of contracted UDA delivered 2017 & 2018



Month	Adjusted Scheduled Activity (UDA)	
	2017	2018
April	790	587
May	1,224	1,139
June	1,753	1,683
July	2,569	2,212
August	3,228	2,980
September	4,036	3,752
October	4,792	4,655
November	5,599	5,383
December	6,166	5,945
January	6,598	
February	7,228	
March	7,669	
April	8,188	
May	8,188	
June	8,188	

### QUALITY

	Quantity	Base Number	Contract	LHB	Wales
% of FP17s for the same patient ID Re-attending within 3 months - Children	73	952	7.7%	8.7%	11.0%
% of FP17s for the same patient ID Re-attending within 3 months - Adults	309	1,994	15.5%	15.6%	16.1%
% of FP17s for the same patient ID Re-attending between 3 & 9 months - Children	546	952	57.4%	56.9%	58.9%
% of FP17s for the same patient ID Re-attending between 3 & 9 months - Adults	1,096	1,994	55.0%	54.8%	55.2%
% of FP17s for Band 1 Urgent Courses	245	2,721	9.0%	9.2%	9.0%
% of FP17s Relating to Free Repair or Replacements	18	2,721	0.7%	0.7%	0.7%
% of FP17s Relating to Continuations	27	2,721	1.0%	0.9%	0.8%
% of Patients satisfied with the dentistry they have received	4	5	N/A	91.4%	91.9%
% of Patients satisfied with the time they had to wait for an appointment	4	5	N/A	88.0%	87.9%

\* This is based on patients treated on this contract for their most recent course of treatment. Figures in italics indicate the base number of FP17s or Patient Questionnaire responses are less than 100. N/A is shown where the base number of responses is less than 10 during the period. % is calculated as Quantity/Base number\*100

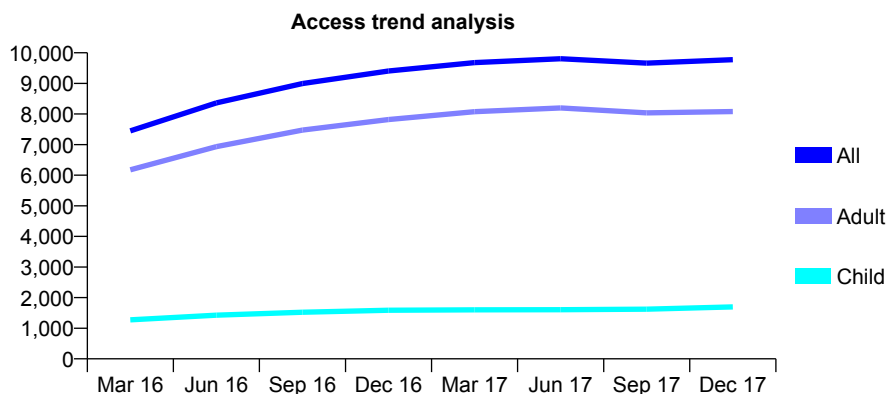
## 7A4 - Vital Signs At a Glance Contract Report for 838977/0005 - December 2017

Name or company name	MR HJ SAMUEL
Contract type name	GDS Contract
Purpose of contract	General
Contract start date	08/06/2015
Contract end date	

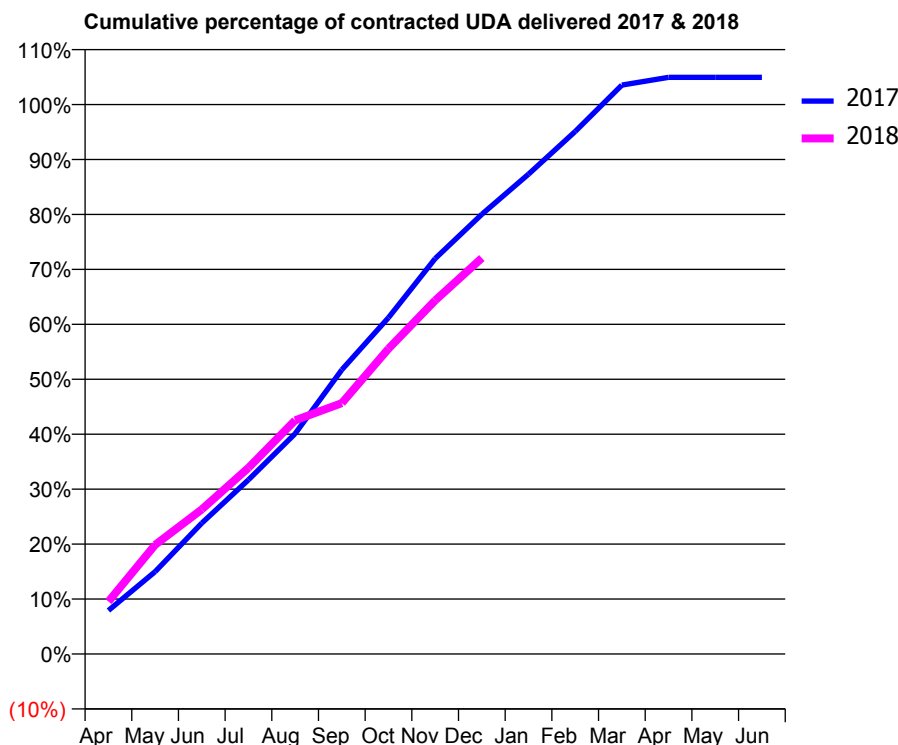
17/18 Contracted general activity (UDA)	30,022
Carry forward general activity (UDA)	-1,434
17/18 Contracted orthodontic activity (UOA)	0
Carry forward orthodontic activity (UOA)	0
Baseline contract value	£710,411.71

### ACCESS\*

Patients seen in 24 months	Total	Change since previous quarter
Quarter ending December 2016	9,406	
Quarter ending March 2017	9,679	↑
Quarter ending June 2017	9,805	→
Quarter ending September 2017	9,661	↓
Quarter ending December 2017	9,777	→
<b>Variance since December 2016</b>	<b>3.9%</b>	<b>↑</b>



### ACTIVITY



Month	Adjusted Scheduled Activity (UDA)	
	2017	2018
April	2,294	2,867
May	4,343	5,964
June	6,894	7,899
July	9,185	10,177
August	11,612	12,765
September	14,982	13,709
October	17,727	16,684
November	20,844	19,316
December	23,171	21,636
January	25,292	
February	27,537	
March	29,984	
April	30,388	
May	30,394	
June	30,394	

### QUALITY

	Quantity	Base Number	Contract	LHB	Wales
% of FP17s for the same patient ID Re-attending within 3 months - Children	112	1,938	5.8%	8.7%	11.0%
% of FP17s for the same patient ID Re-attending within 3 months - Adults	763	8,548	8.9%	15.6%	16.1%
% of FP17s for the same patient ID Re-attending between 3 & 9 months - Children	1,160	1,938	59.9%	56.9%	58.9%
% of FP17s for the same patient ID Re-attending between 3 & 9 months - Adults	5,405	8,548	63.2%	54.8%	55.2%
% of FP17s for Band 1 Urgent Courses	704	10,112	7.0%	9.2%	9.0%
% of FP17s Relating to Free Repair or Replacements	77	10,112	0.8%	0.7%	0.7%
% of FP17s Relating to Continuations	86	10,112	0.9%	0.9%	0.8%
% of Patients satisfied with the dentistry they have received	27	30	90.0%	91.4%	91.9%
% of Patients satisfied with the time they had to wait for an appointment	25	30	83.3%	88.0%	87.9%

\* This is based on patients treated on this contract for their most recent course of treatment. Figures in italics indicate the base number of FP17s or Patient Questionnaire responses are less than 100. N/A is shown where the base number of responses is less than 10 during the period. % is calculated as Quantity/Base number\*100

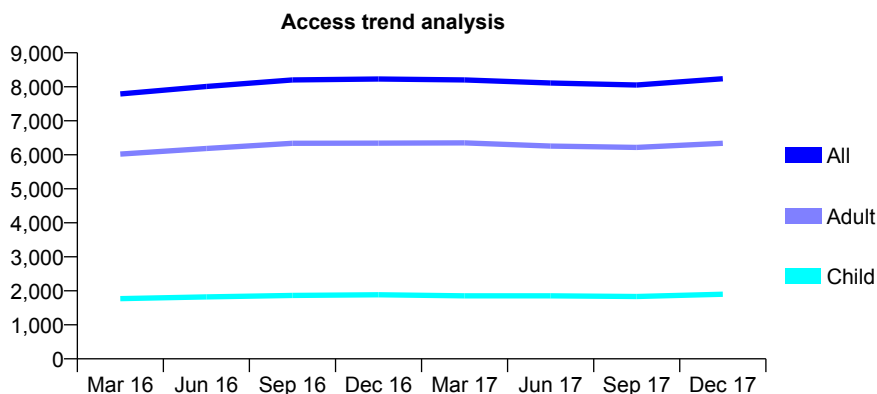
## 7A4 - Vital Signs At a Glance Contract Report for 840580/0001 - December 2017

Name or company name	MR OB JOYNSON
Contract type name	GDS Contract
Purpose of contract	General and Orthodontic
Contract start date	01/04/2006
Contract end date	

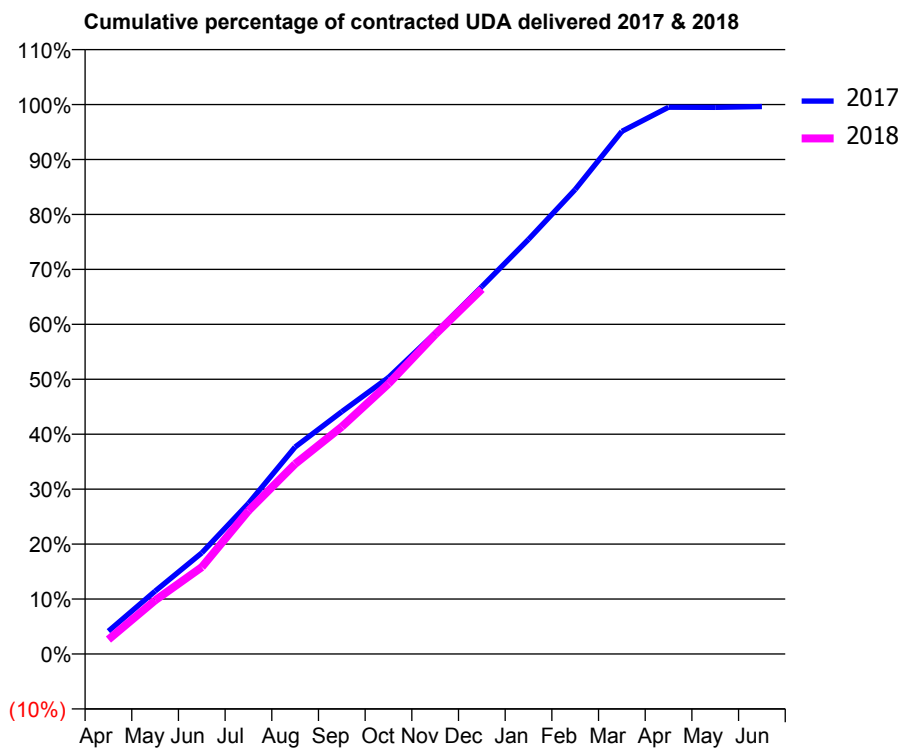
17/18 Contracted general activity (UDA)	28,724
Carry forward general activity (UDA)	109
17/18 Contracted orthodontic activity (UOA)	315
Carry forward orthodontic activity (UOA)	0
Baseline contract value	£657,600.05

### ACCESS\*

Patients seen in 24 months	Total	Change since previous quarter
Quarter ending December 2016	8,228	
Quarter ending March 2017	8,202	→
Quarter ending June 2017	8,111	↓
Quarter ending September 2017	8,053	→
Quarter ending December 2017	8,238	↑
<b>Variance since December 2016</b>	<b>0.1%</b>	<b>→</b>



### ACTIVITY



Month	Adjusted Scheduled Activity (UDA)	
	2017	2018
April	1,197	753
May	3,289	2,807
June	5,285	4,541
July	7,874	7,488
August	10,823	9,935
September	12,671	11,882
October	14,451	14,127
November	16,778	16,698
December	19,206	19,076
January	21,673	
February	24,280	
March	27,321	
April	28,585	
May	28,575	
June	28,615	

### QUALITY

	Quantity	Base Number	Contract	LHB	Wales
% of FP17s for the same patient ID Re-attending within 3 months - Children	210	2,120	9.9%	8.7%	11.0%
% of FP17s for the same patient ID Re-attending within 3 months - Adults	1,106	6,685	16.5%	15.6%	16.1%
% of FP17s for the same patient ID Re-attending between 3 & 9 months - Children	1,199	2,120	56.6%	56.9%	58.9%
% of FP17s for the same patient ID Re-attending between 3 & 9 months - Adults	3,608	6,685	54.0%	54.8%	55.2%
% of FP17s for Band 1 Urgent Courses	930	8,288	11.2%	9.2%	9.0%
% of FP17s Relating to Free Repair or Replacements	70	8,288	0.8%	0.7%	0.7%
% of FP17s Relating to Continuations	53	8,288	0.6%	0.9%	0.8%
% of Patients satisfied with the dentistry they have received	49	54	90.7%	91.4%	91.9%
% of Patients satisfied with the time they had to wait for an appointment	48	54	88.9%	88.0%	87.9%

\* This is based on patients treated on this contract for their most recent course of treatment. Figures in italics indicate the base number of FP17s or Patient Questionnaire responses are less than 100. N/A is shown where the base number of responses is less than 10 during the period. % is calculated as Quantity/Base number\*100



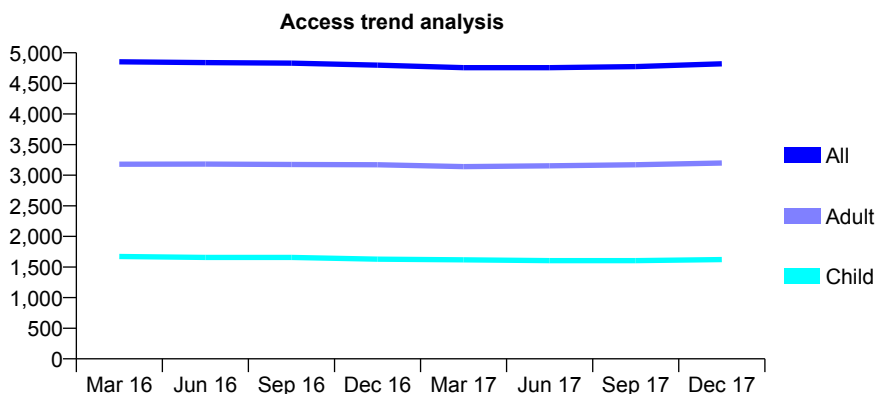
## 7A4 - Vital Signs At a Glance Contract Report for 844020/0001 - December 2017

Name or company name	MR X IOANNIDES
Contract type name	GDS Contract
Purpose of contract	General
Contract start date	01/10/2010
Contract end date	

17/18 Contracted general activity (UDA)	20,175
Carry forward general activity (UDA)	313
17/18 Contracted orthodontic activity (UOA)	0
Carry forward orthodontic activity (UOA)	0
Baseline contract value	£486,700.38

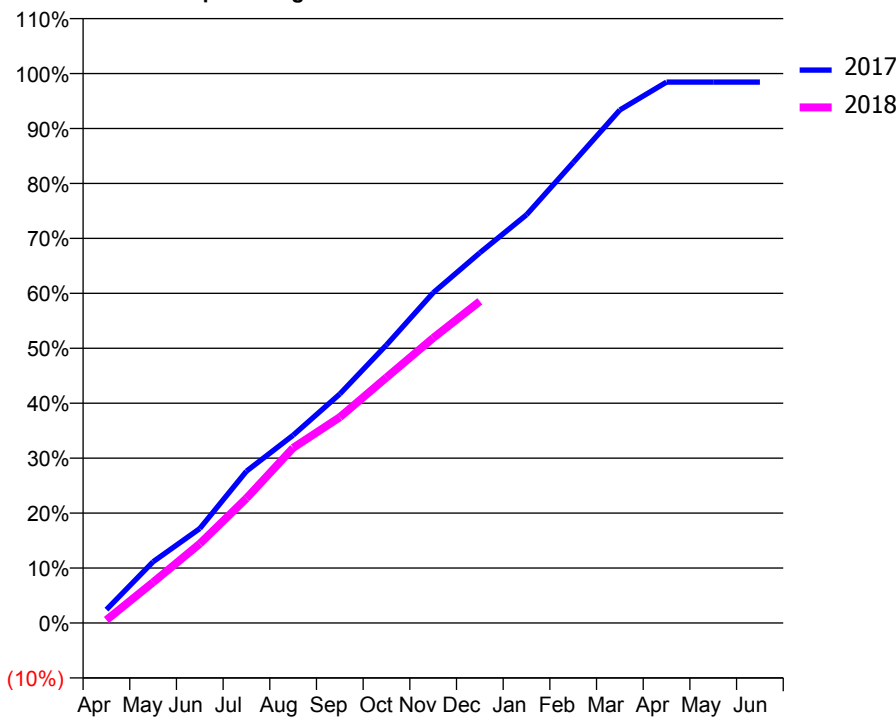
### ACCESS\*

Patients seen in 24 months	Total	Change since previous quarter
Quarter ending December 2016	4,799	
Quarter ending March 2017	4,758	→
Quarter ending June 2017	4,758	→
Quarter ending September 2017	4,775	→
Quarter ending December 2017	4,821	→
<b>Variance since December 2016</b>	<b>0.5%</b>	<b>→</b>



### ACTIVITY

**Cumulative percentage of contracted UDA delivered 2017 & 2018**



Month	Adjusted Scheduled Activity (UDA)	
	2017	2018
April	491	109
May	2,252	1,494
June	3,469	2,911
July	5,572	4,582
August	6,897	6,429
September	8,408	7,555
October	10,211	9,015
November	12,124	10,463
December	13,592	11,810
January	14,991	
February	16,906	
March	18,836	
April	19,858	
May	19,862	
June	19,862	

### QUALITY

	Quantity	Base Number	Contract	LHB	Wales
% of FP17s for the same patient ID Re-attending within 3 months - Children	90	1,738	5.2%	8.7%	11.0%
% of FP17s for the same patient ID Re-attending within 3 months - Adults	410	3,553	11.5%	15.6%	16.1%
% of FP17s for the same patient ID Re-attending between 3 & 9 months - Children	956	1,738	55.0%	56.9%	58.9%
% of FP17s for the same patient ID Re-attending between 3 & 9 months - Adults	2,143	3,553	60.3%	54.8%	55.2%
% of FP17s for Band 1 Urgent Courses	201	4,975	4.0%	9.2%	9.0%
% of FP17s Relating to Free Repair or Replacements	40	4,975	0.8%	0.7%	0.7%
% of FP17s Relating to Continuations	81	4,975	1.6%	0.9%	0.8%
% of Patients satisfied with the dentistry they have received	14	15	93.3%	91.4%	91.9%
% of Patients satisfied with the time they had to wait for an appointment	14	15	93.3%	88.0%	87.9%

\* This is based on patients treated on this contract for their most recent course of treatment. Figures in italics indicate the base number of FP17s or Patient Questionnaire responses are less than 100. N/A is shown where the base number of responses is less than 10 during the period. % is calculated as Quantity/Base number\*100

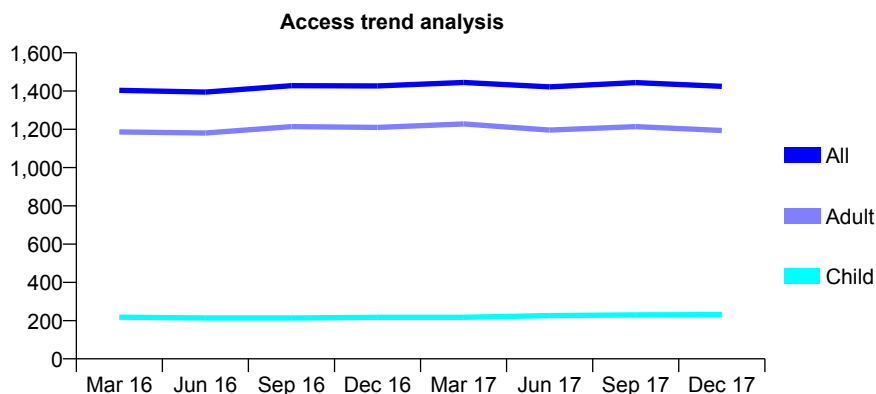
## 7A4 - Vital Signs At a Glance Contract Report for 918458/0001 - December 2017

Name or company name	MRS EA DAVIES
Contract type name	GDS Contract
Purpose of contract	General
Contract start date	01/04/2006
Contract end date	

17/18 Contracted general activity (UDA)	4,243
Carry forward general activity (UDA)	154
17/18 Contracted orthodontic activity (UOA)	0
Carry forward orthodontic activity (UOA)	0
Baseline contract value	£137,588.33

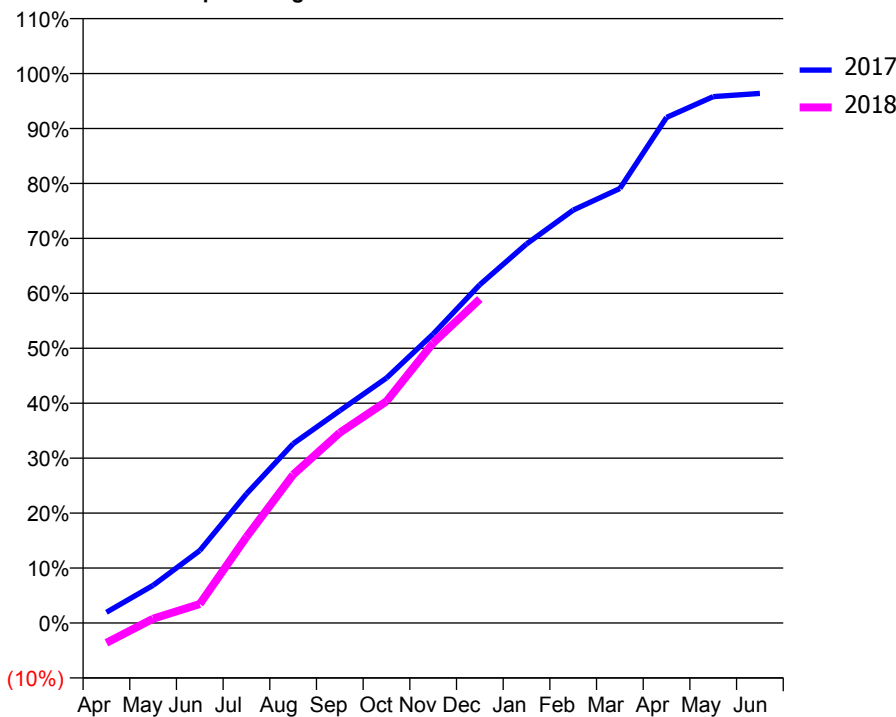
### ACCESS\*

Patients seen in 24 months	Total	Change since previous quarter
Quarter ending December 2016	1,427	
Quarter ending March 2017	1,445	→
Quarter ending June 2017	1,422	↓
Quarter ending September 2017	1,444	→
Quarter ending December 2017	1,425	↓
<b>Variance since December 2016</b>	<b>(0.1%)</b>	<b>→</b>



### ACTIVITY

Cumulative percentage of contracted UDA delivered 2017 & 2018



Month	Adjusted Scheduled Activity (UDA)	
	2017	2018
April	83	-154
May	291	33
June	560	147
July	997	664
August	1,384	1,145
September	1,640	1,470
October	1,892	1,711
November	2,231	2,163
December	2,613	2,501
January	2,926	
February	3,189	
March	3,355	
April	3,904	
May	4,065	
June	4,089	

### QUALITY

	Quantity	Base Number	Contract	LHB	Wales
% of FP17s for the same patient ID Re-attending within 3 months - Children	13	207	6.3%	8.7%	11.0%
% of FP17s for the same patient ID Re-attending within 3 months - Adults	185	1,069	17.3%	15.6%	16.1%
% of FP17s for the same patient ID Re-attending between 3 & 9 months - Children	52	207	25.1%	56.9%	58.9%
% of FP17s for the same patient ID Re-attending between 3 & 9 months - Adults	269	1,069	25.2%	54.8%	55.2%
% of FP17s for Band 1 Urgent Courses	37	1,024	3.6%	9.2%	9.0%
% of FP17s Relating to Free Repair or Replacements	16	1,024	1.6%	0.7%	0.7%
% of FP17s Relating to Continuations	52	1,024	5.1%	0.9%	0.8%
% of Patients satisfied with the dentistry they have received	7	8	N/A	91.4%	91.9%
% of Patients satisfied with the time they had to wait for an appointment	7	8	N/A	88.0%	87.9%

\* This is based on patients treated on this contract for their most recent course of treatment. Figures in italics indicate the base number of FP17s or Patient Questionnaire responses are less than 100. N/A is shown where the base number of responses is less than 10 during the period. % is calculated as Quantity/Base number\*100

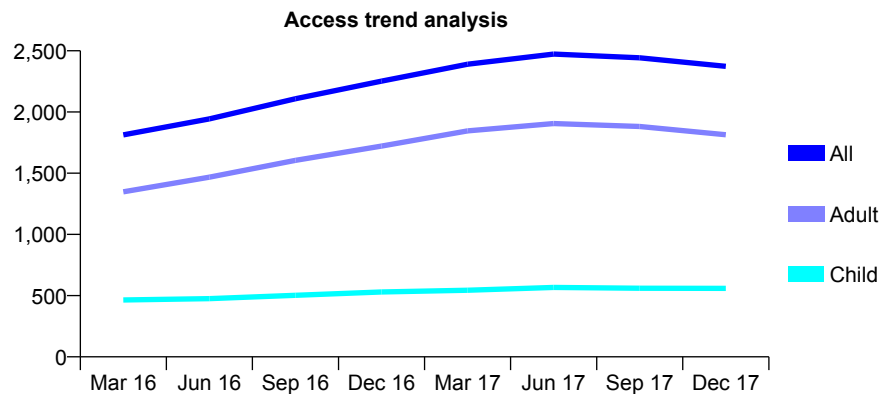
## 7A4 - Vital Signs At a Glance Contract Report for 919438/0001 - December 2017

Name or company name	MR PC STOCKFORD
Contract type name	GDS Contract
Purpose of contract	General
Contract start date	01/04/2006
Contract end date	

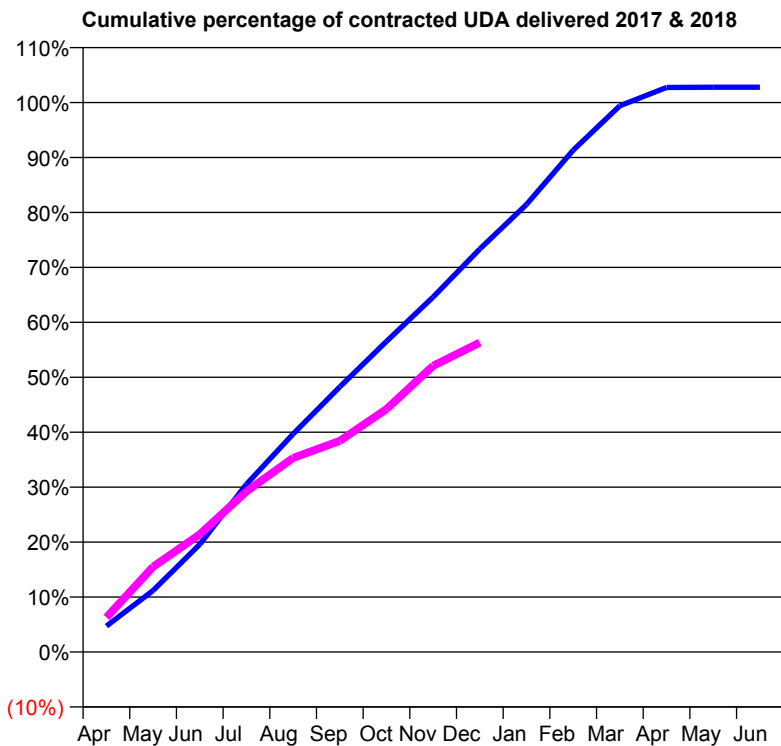
17/18 Contracted general activity (UDA)	8,593
Carry forward general activity (UDA)	-239
17/18 Contracted orthodontic activity (UOA)	0
Carry forward orthodontic activity (UOA)	0
Baseline contract value	£220,178.48

### ACCESS\*

Patients seen in 24 months	Total	Change since previous quarter
Quarter ending December 2016	2,252	
Quarter ending March 2017	2,390	↑
Quarter ending June 2017	2,473	↑
Quarter ending September 2017	2,443	↓
Quarter ending December 2017	2,373	↓
<b>Variance since December 2016</b>	<b>5.4%</b>	<b>↑</b>



### ACTIVITY



Month	Adjusted Scheduled Activity (UDA)	
	2017	2018
April	406	542
May	963	1,334
June	1,685	1,841
July	2,624	2,512
August	3,411	3,036
September	4,147	3,303
October	4,858	3,798
November	5,551	4,476
December	6,302	4,839
January	6,999	
February	7,847	
March	8,542	
April	8,828	
May	8,832	
June	8,832	

### QUALITY

	Quantity	Base Number	Contract	LHB	Wales
% of FP17s for the same patient ID Re-attending within 3 months - Children	35	581	6.0%	8.7%	11.0%
% of FP17s for the same patient ID Re-attending within 3 months - Adults	373	1,864	20.0%	15.6%	16.1%
% of FP17s for the same patient ID Re-attending between 3 & 9 months - Children	406	581	69.9%	56.9%	58.9%
% of FP17s for the same patient ID Re-attending between 3 & 9 months - Adults	1,132	1,864	60.7%	54.8%	55.2%
% of FP17s for Band 1 Urgent Courses	121	2,303	5.3%	9.2%	9.0%
% of FP17s Relating to Free Repair or Replacements	7	2,303	0.3%	0.7%	0.7%
% of FP17s Relating to Continuations	55	2,303	2.4%	0.9%	0.8%
% of Patients satisfied with the dentistry they have received	10	10	100.0%	91.4%	91.9%
% of Patients satisfied with the time they had to wait for an appointment	10	10	100.0%	88.0%	87.9%

\* This is based on patients treated on this contract for their most recent course of treatment. Figures in italics indicate the base number of FP17s or Patient Questionnaire responses are less than 100. N/A is shown where the base number of responses is less than 10 during the period. % is calculated as Quantity/Base number\*100

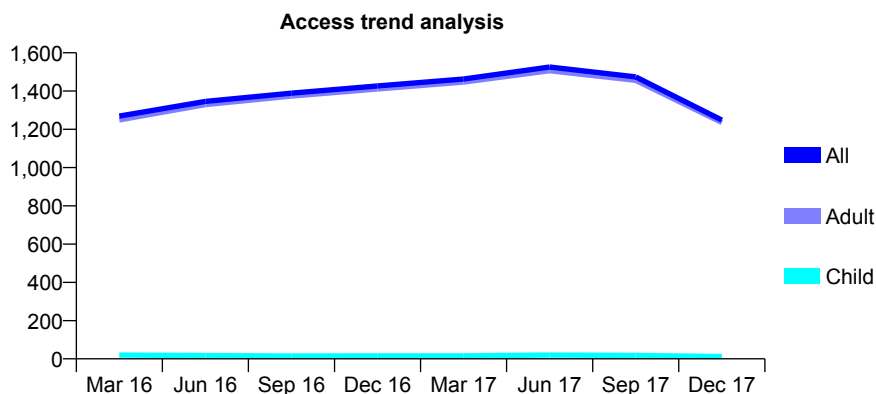
## 7A4 - Vital Signs At a Glance Contract Report for 919438/0005 - December 2017

Name or company name	MR PC STOCKFORD
Contract type name	PDS Contract
Purpose of contract	General
Contract start date	01/01/2011
Contract end date	31/08/2017

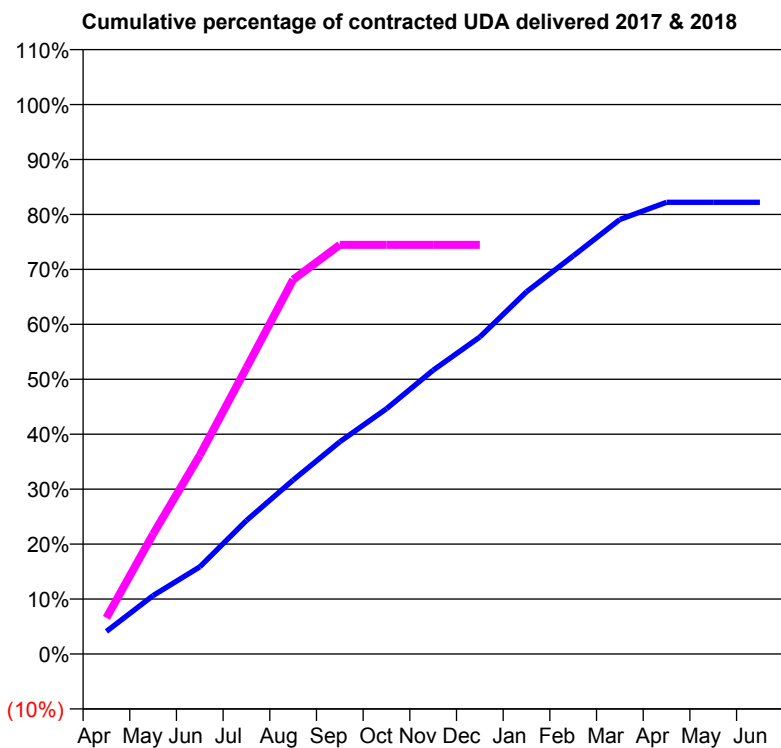
17/18 Contracted general activity (UDA)	912
Carry forward general activity (UDA)	0
17/18 Contracted orthodontic activity (UOA)	0
Carry forward orthodontic activity (UOA)	0
Baseline contract value	£24,299.75

### ACCESS\*

Patients seen in 24 months	Total	Change since previous quarter
Quarter ending December 2016	1,427	
Quarter ending March 2017	1,463	↑
Quarter ending June 2017	1,526	↑
Quarter ending September 2017	1,474	↓
Quarter ending December 2017	1,248	↓
<b>Variance since December 2016</b>	<b>(12.5%)</b>	<b>↓</b>



### ACTIVITY



Month	Adjusted Scheduled Activity (UDA)	
	2017	2018
April	90	60
May	233	199
June	347	330
July	532	475
August	692	621
September	845	679
October	977	679
November	1,130	679
December	1,262	679
January	1,442	
February	1,585	
March	1,730	
April	1,799	
May	1,799	
June	1,799	

### QUALITY

	Quantity	Base Number	Contract	LHB	Wales
% of FP17s for the same patient ID Re-attending within 3 months - Children	0	15	0.0%	8.7%	11.0%
% of FP17s for the same patient ID Re-attending within 3 months - Adults	23	608	3.8%	15.6%	16.1%
% of FP17s for the same patient ID Re-attending between 3 & 9 months - Children	0	15	0.0%	56.9%	58.9%
% of FP17s for the same patient ID Re-attending between 3 & 9 months - Adults	15	608	2.5%	54.8%	55.2%
% of FP17s for Band 1 Urgent Courses	565	566	99.8%	9.2%	9.0%
% of FP17s Relating to Free Repair or Replacements	0	566	0.0%	0.7%	0.7%
% of FP17s Relating to Continuations	0	566	0.0%	0.9%	0.8%
% of Patients satisfied with the dentistry they have received	0	1	N/A	91.4%	91.9%
% of Patients satisfied with the time they had to wait for an appointment	0	1	N/A	88.0%	87.9%

\* This is based on patients treated on this contract for their most recent course of treatment. Figures in italics indicate the base number of FP17s or Patient Questionnaire responses are less than 100. N/A is shown where the base number of responses is less than 10 during the period. % is calculated as Quantity/Base number\*100

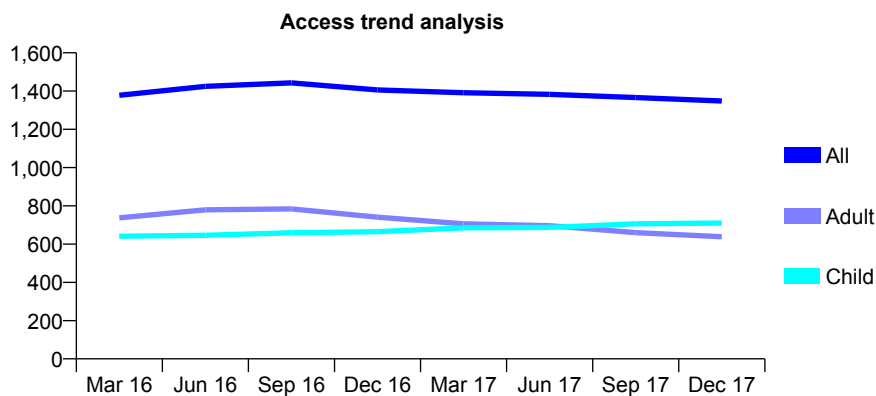
## 7A4 - Vital Signs At a Glance Contract Report for 965588/0001 - December 2017

Name or company name	MS V KOLAH I
Contract type name	GDS Contract
Purpose of contract	General
Contract start date	26/07/2007
Contract end date	

17/18 Contracted general activity (UDA)	2,091
Carry forward general activity (UDA)	20
17/18 Contracted orthodontic activity (UOA)	0
Carry forward orthodontic activity (UOA)	0
Baseline contract value	£51,992.85

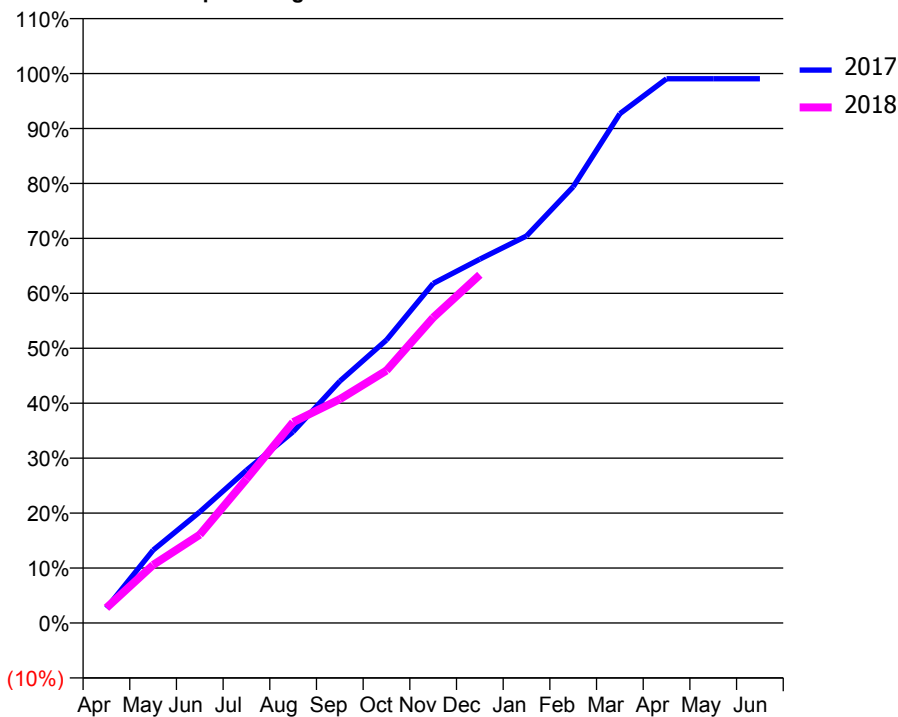
### ACCESS\*

Patients seen in 24 months	Total	Change since previous quarter
Quarter ending December 2016	1,406	
Quarter ending March 2017	1,391	↓
Quarter ending June 2017	1,383	→
Quarter ending September 2017	1,366	↓
Quarter ending December 2017	1,348	↓
<b>Variance since December 2016</b>	<b>(4.1%)</b>	<b>↓</b>



### ACTIVITY

Cumulative percentage of contracted UDA delivered 2017 & 2018



Month	Adjusted Scheduled Activity (UDA)	
	2017	2018
April	57	57
May	277	221
June	423	336
July	581	548
August	728	764
September	920	852
October	1,077	961
November	1,292	1,162
December	1,385	1,325
January	1,473	
February	1,660	
March	1,938	
April	2,071	
May	2,071	
June	2,071	

### QUALITY

	Quantity	Base Number	Contract	LHB	Wales
% of FP17s for the same patient ID Re-attending within 3 months - Children	32	791	4.0%	8.7%	11.0%
% of FP17s for the same patient ID Re-attending within 3 months - Adults	23	287	8.0%	15.6%	16.1%
% of FP17s for the same patient ID Re-attending between 3 & 9 months - Children	444	791	56.1%	56.9%	58.9%
% of FP17s for the same patient ID Re-attending between 3 & 9 months - Adults	126	287	43.9%	54.8%	55.2%
% of FP17s for Band 1 Urgent Courses	40	999	4.0%	9.2%	9.0%
% of FP17s Relating to Free Repair or Replacements	0	999	0.0%	0.7%	0.7%
% of FP17s Relating to Continuations	1	999	0.1%	0.9%	0.8%
% of Patients satisfied with the dentistry they have received	6	7	N/A	91.4%	91.9%
% of Patients satisfied with the time they had to wait for an appointment	6	7	N/A	88.0%	87.9%

\* This is based on patients treated on this contract for their most recent course of treatment. Figures in italics indicate the base number of FP17s or Patient Questionnaire responses are less than 100. N/A is shown where the base number of responses is less than 10 during the period. % is calculated as Quantity/Base number\*100

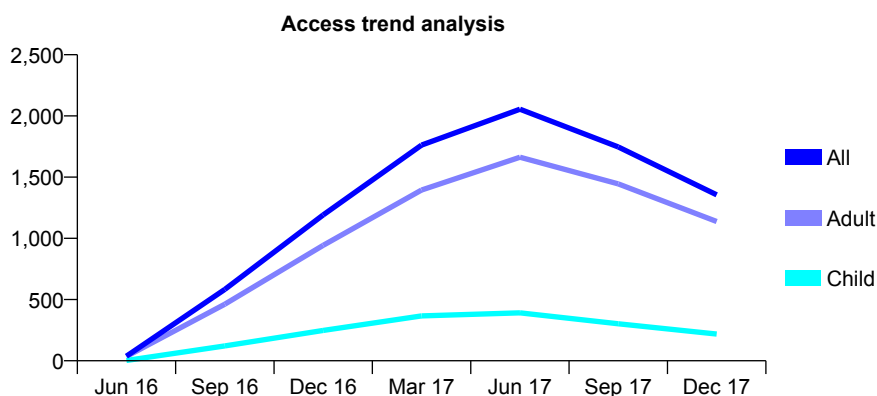
## 7A5 - Vital Signs At a Glance Contract Report for 100142/0000 - December 2017

Name or company name	Stephen Bowsher
Contract type name	GDS Contract
Purpose of contract	General
Contract start date	30/05/2016
Contract end date	31/05/2017

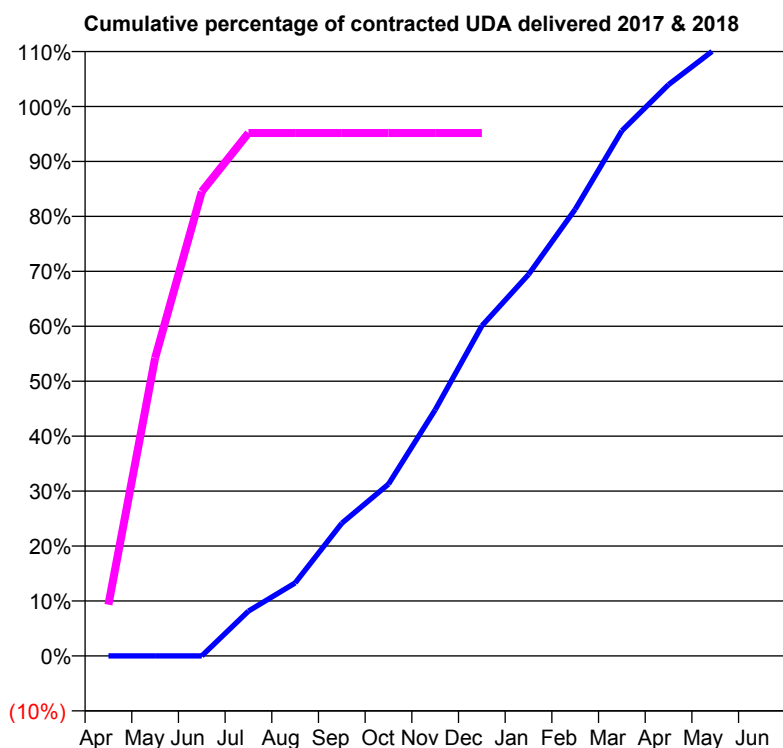
17/18 Contracted general activity (UDA)	1,200
Carry forward general activity (UDA)	-112
17/18 Contracted orthodontic activity (UOA)	0
Carry forward orthodontic activity (UOA)	0
Baseline contract value	£29,016.20

### ACCESS\*

Patients seen in 24 months	Total	Change since previous quarter
Quarter ending December 2016	1,191	
Quarter ending March 2017	1,762	↑
Quarter ending June 2017	2,055	↑
Quarter ending September 2017	1,747	↓
Quarter ending December 2017	1,356	↓
<b>Variance since December 2016</b>	<b>13.9%</b>	<b>↑</b>



### ACTIVITY



Month	Adjusted Scheduled Activity (UDA)	
	2017	2018
April	0	112
May	0	651
June	0	1,014
July	461	1,142
August	749	1,142
September	1,362	1,142
October	1,763	1,142
November	2,525	1,142
December	3,387	1,142
January	3,914	
February	4,584	
March	5,390	
April	5,863	
May	6,229	
June	6,235	

### QUALITY

	Quantity	Base Number	Contract	LHB	Wales
% of FP17s for the same patient ID Re-attending within 3 months - Children	4	120	3.3%	7.2%	11.0%
% of FP17s for the same patient ID Re-attending within 3 months - Adults	50	623	8.0%	13.6%	16.1%
% of FP17s for the same patient ID Re-attending between 3 & 9 months - Children	46	120	38.3%	54.4%	58.9%
% of FP17s for the same patient ID Re-attending between 3 & 9 months - Adults	183	623	29.4%	53.5%	55.2%
% of FP17s for Band 1 Urgent Courses	55	464	11.9%	9.1%	9.0%
% of FP17s Relating to Free Repair or Replacements	0	464	0.0%	0.7%	0.7%
% of FP17s Relating to Continuations	0	464	0.0%	0.7%	0.8%
% of Patients satisfied with the dentistry they have received	10	10	100.0%	92.5%	91.9%
% of Patients satisfied with the time they had to wait for an appointment	10	10	100.0%	90.3%	87.9%

\* This is based on patients treated on this contract for their most recent course of treatment. Figures in italics indicate the base number of FP17s or Patient Questionnaire responses are less than 100. N/A is shown where the base number of responses is less than 10 during the period. % is calculated as Quantity/Base number\*100

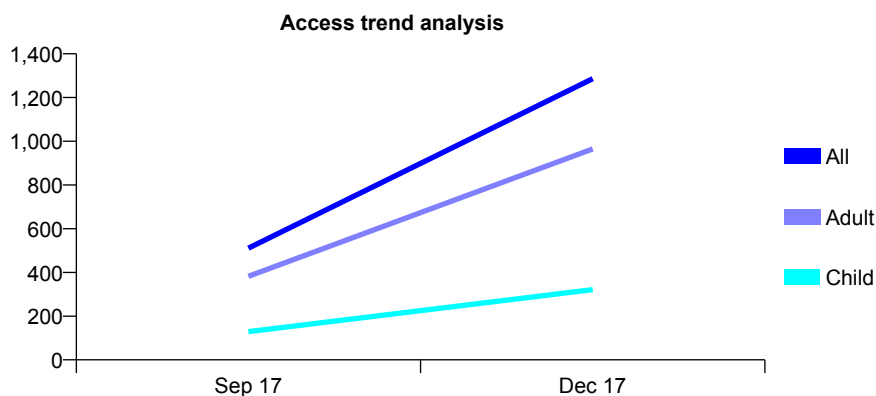
## 7A5 - Vital Signs At a Glance Contract Report for 100482/0000 - December 2017

Name or company name	Gafyn Poulton
Contract type name	GDS Contract
Purpose of contract	General
Contract start date	01/06/2017
Contract end date	

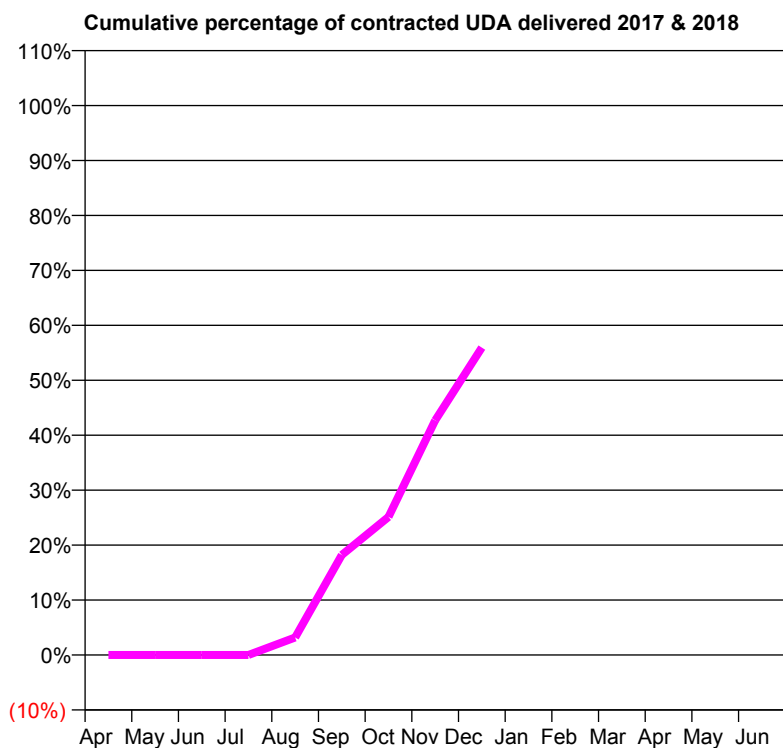
17/18 Contracted general activity (UDA)	6,000
Carry forward general activity (UDA)	0
17/18 Contracted orthodontic activity (UOA)	0
Carry forward orthodontic activity (UOA)	0
Baseline contract value	£145,081.03

### ACCESS\*

Patients seen in 24 months	Total	Change since previous quarter
Quarter ending December 2016	0	
Quarter ending March 2017	0	
Quarter ending June 2017	0	
Quarter ending September 2017	511	↑
Quarter ending December 2017	1,286	↑
<b>Variance since December 2016</b>	N/A	



### ACTIVITY



Month	Adjusted Scheduled Activity (UDA)	
	2017	2018
April	0	0
May	0	0
June	0	0
July	0	0
August	0	191
September	0	1,093
October	0	1,507
November	0	2,561
December	0	3,357
January	0	
February	0	
March	0	
April	0	
May	0	
June	0	

### QUALITY

	Quantity	Base Number	Contract	LHB	Wales
% of FP17s for the same patient ID Re-attending within 3 months - Children	23	358	6.4%	7.2%	11.0%
% of FP17s for the same patient ID Re-attending within 3 months - Adults	63	1,042	6.0%	13.6%	16.1%
% of FP17s for the same patient ID Re-attending between 3 & 9 months - Children	12	358	3.4%	54.4%	58.9%
% of FP17s for the same patient ID Re-attending between 3 & 9 months - Adults	29	1,042	2.8%	53.5%	55.2%
% of FP17s for Band 1 Urgent Courses	35	1,400	2.5%	9.1%	9.0%
% of FP17s Relating to Free Repair or Replacements	4	1,400	0.3%	0.7%	0.7%
% of FP17s Relating to Continuations	7	1,400	0.5%	0.7%	0.8%
% of Patients satisfied with the dentistry they have received	9	9	N/A	92.5%	91.9%
% of Patients satisfied with the time they had to wait for an appointment	9	9	N/A	90.3%	87.9%

\* This is based on patients treated on this contract for their most recent course of treatment. Figures in italics indicate the base number of FP17s or Patient Questionnaire responses are less than 100. N/A is shown where the base number of responses is less than 10 during the period. % is calculated as Quantity/Base number\*100

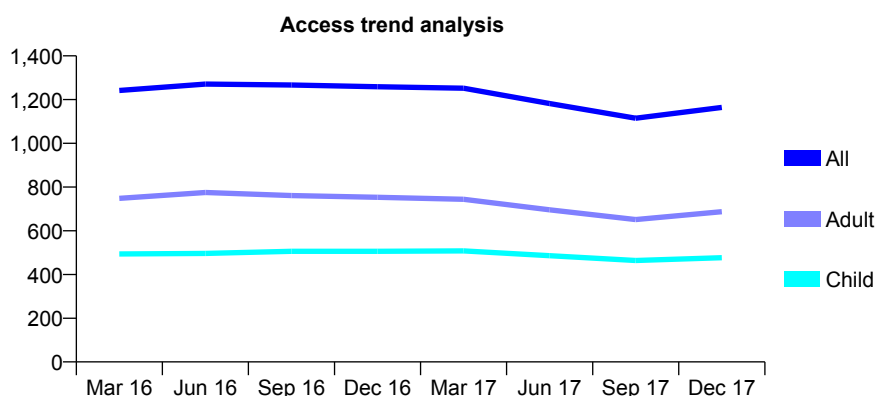
## 7A5 - Vital Signs At a Glance Contract Report for 102660/0001 - December 2017

Name or company name	Brilliant Dental Care
Contract type name	GDS Contract
Purpose of contract	General and Orthodontic
Contract start date	01/06/2014
Contract end date	

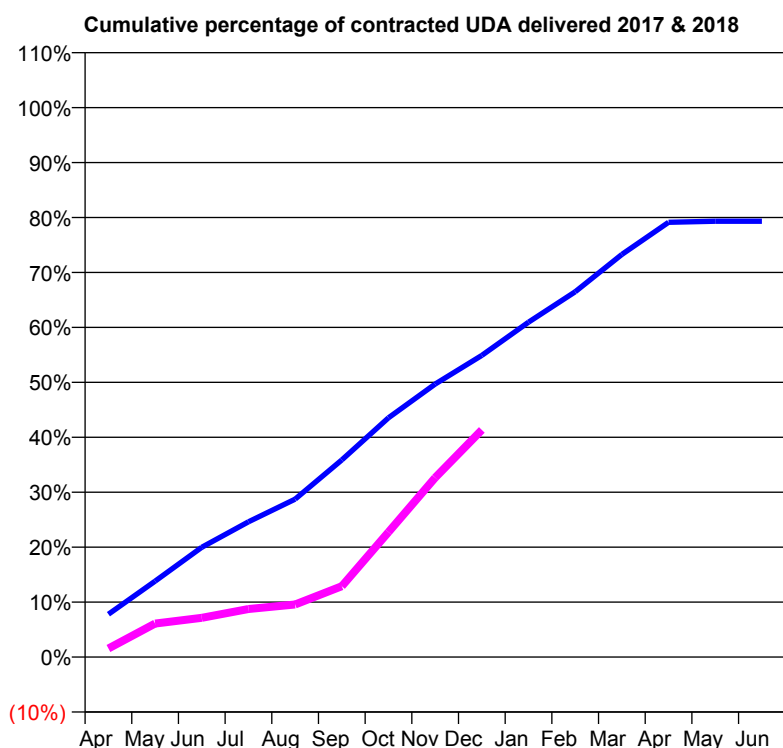
17/18 Contracted general activity (UDA)	4,200
Carry forward general activity (UDA)	0
17/18 Contracted orthodontic activity (UOA)	57
Carry forward orthodontic activity (UOA)	0
Baseline contract value	£105,155.93

### ACCESS\*

Patients seen in 24 months	Total	Change since previous quarter
Quarter ending December 2016	1,259	
Quarter ending March 2017	1,252	→
Quarter ending June 2017	1,182	↓
Quarter ending September 2017	1,115	↓
Quarter ending December 2017	1,164	↑
<b>Variance since December 2016</b>	<b>(7.5%)</b>	<b>↓</b>



### ACTIVITY



Month	Adjusted Scheduled Activity (UDA)	
	2017	2018
April	328	66
May	580	256
June	840	301
July	1,034	367
August	1,207	402
September	1,507	541
October	1,829	955
November	2,086	1,371
December	2,306	1,737
January	2,560	
February	2,792	
March	3,077	
April	3,323	
May	3,331	
June	3,331	

### QUALITY

	Quantity	Base Number	Contract	LHB	Wales
% of FP17s for the same patient ID Re-attending within 3 months - Children	55	541	10.2%	7.2%	11.0%
% of FP17s for the same patient ID Re-attending within 3 months - Adults	62	627	9.9%	13.6%	16.1%
% of FP17s for the same patient ID Re-attending between 3 & 9 months - Children	248	541	45.8%	54.4%	58.9%
% of FP17s for the same patient ID Re-attending between 3 & 9 months - Adults	253	627	40.4%	53.5%	55.2%
% of FP17s for Band 1 Urgent Courses	78	1,018	7.7%	9.1%	9.0%
% of FP17s Relating to Free Repair or Replacements	2	1,018	0.2%	0.7%	0.7%
% of FP17s Relating to Continuations	0	1,018	0.0%	0.7%	0.8%
% of Patients satisfied with the dentistry they have received	4	4	N/A	92.5%	91.9%
% of Patients satisfied with the time they had to wait for an appointment	2	4	N/A	90.3%	87.9%

\* This is based on patients treated on this contract for their most recent course of treatment. Figures in italics indicate the base number of FP17s or Patient Questionnaire responses are less than 100. N/A is shown where the base number of responses is less than 10 during the period. % is calculated as Quantity/Base number\*100



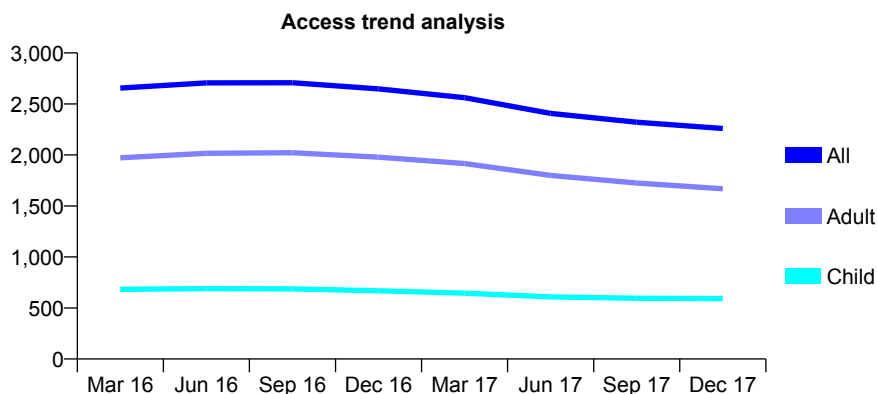
## 7A5 - Vital Signs At a Glance Contract Report for 105333/0001 - December 2017

Name or company name	Beddau Dental Practice
Contract type name	GDS Contract
Purpose of contract	General
Contract start date	01/06/2014
Contract end date	

17/18 Contracted general activity (UDA)	7,800
Carry forward general activity (UDA)	244
17/18 Contracted orthodontic activity (UOA)	0
Carry forward orthodontic activity (UOA)	0
Baseline contract value	£188,482.52

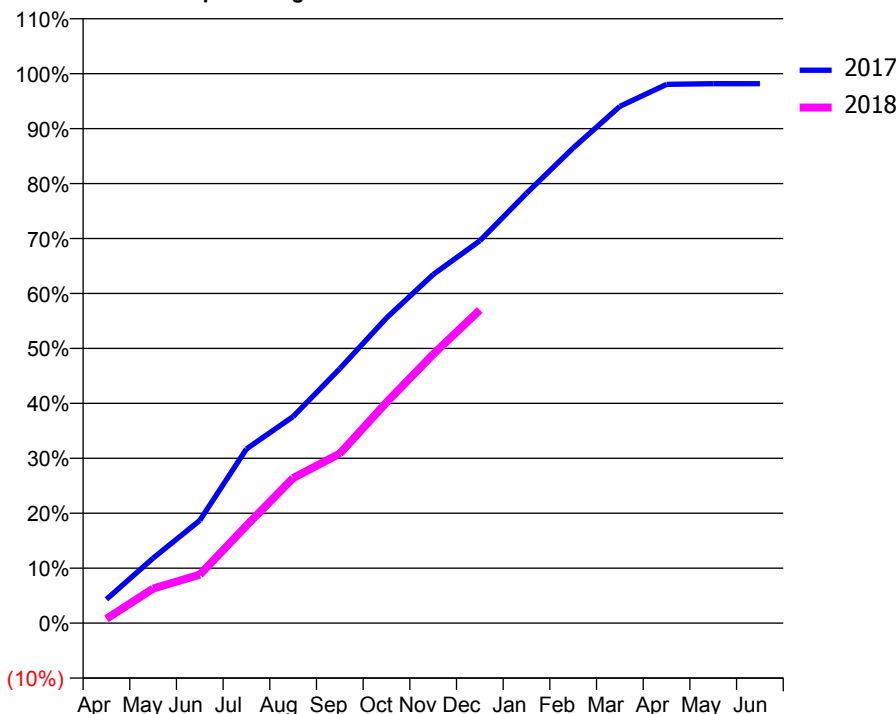
### ACCESS\*

Patients seen in 24 months	Total	Change since previous quarter
Quarter ending December 2016	2,648	
Quarter ending March 2017	2,561	↓
Quarter ending June 2017	2,407	↓
Quarter ending September 2017	2,321	↓
Quarter ending December 2017	2,259	↓
<b>Variance since December 2016</b>	<b>(14.7%)</b>	<b>↓</b>



### ACTIVITY

Cumulative percentage of contracted UDA delivered 2017 & 2018



Month	Adjusted Scheduled Activity (UDA)	
	2017	2018
April	338	61
May	923	492
June	1,458	687
July	2,473	1,385
August	2,933	2,060
September	3,612	2,407
October	4,332	3,134
November	4,948	3,816
December	5,428	4,445
January	6,101	
February	6,746	
March	7,335	
April	7,649	
May	7,658	
June	7,658	

### QUALITY

	Quantity	Base Number	Contract	LHB	Wales
% of FP17s for the same patient ID Re-attending within 3 months - Children	23	589	3.9%	7.2%	11.0%
% of FP17s for the same patient ID Re-attending within 3 months - Adults	160	1,762	9.1%	13.6%	16.1%
% of FP17s for the same patient ID Re-attending between 3 & 9 months - Children	336	589	57.0%	54.4%	58.9%
% of FP17s for the same patient ID Re-attending between 3 & 9 months - Adults	1,111	1,762	63.1%	53.5%	55.2%
% of FP17s for Band 1 Urgent Courses	104	2,233	4.7%	9.1%	9.0%
% of FP17s Relating to Free Repair or Replacements	19	2,233	0.9%	0.7%	0.7%
% of FP17s Relating to Continuations	4	2,233	0.2%	0.7%	0.8%
% of Patients satisfied with the dentistry they have received	9	12	75.0%	92.5%	91.9%
% of Patients satisfied with the time they had to wait for an appointment	9	12	75.0%	90.3%	87.9%

\* This is based on patients treated on this contract for their most recent course of treatment. Figures in italics indicate the base number of FP17s or Patient Questionnaire responses are less than 100. N/A is shown where the base number of responses is less than 10 during the period. % is calculated as Quantity/Base number\*100

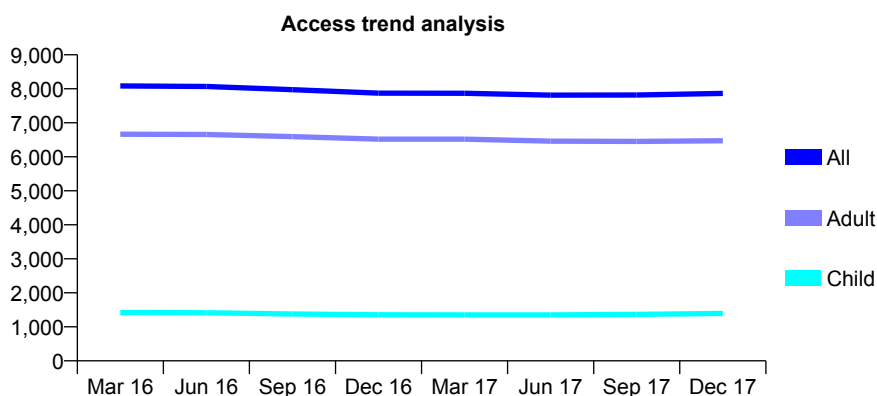
## 7A5 - Vital Signs At a Glance Contract Report for 106887/0001 - December 2017

Name or company name	Morgan Street Dental Practice
Contract type name	GDS Contract
Purpose of contract	General
Contract start date	01/04/2010
Contract end date	

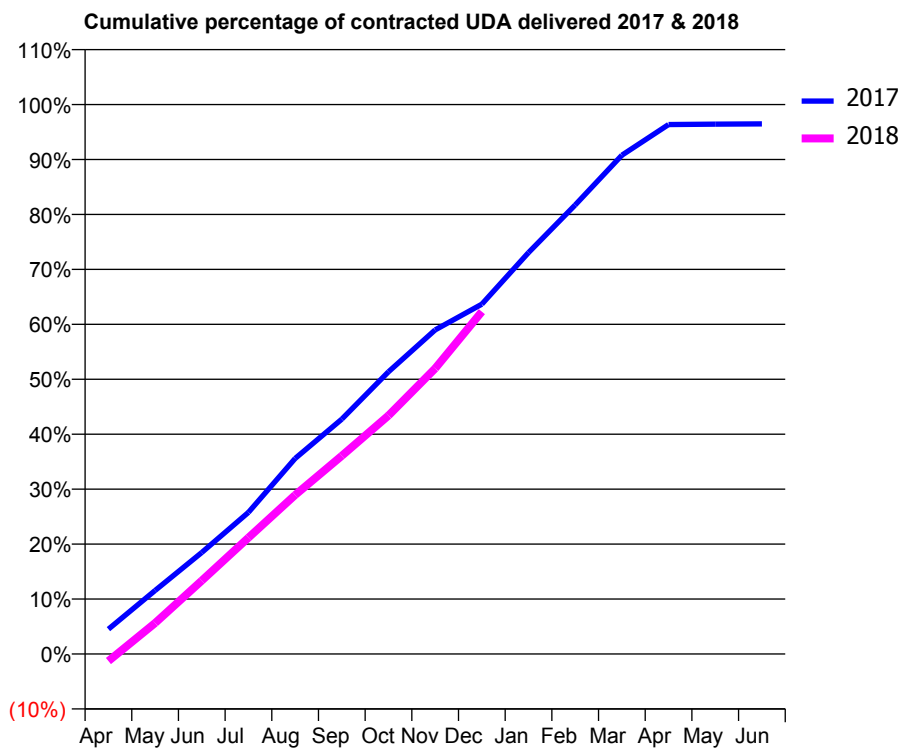
17/18 Contracted general activity (UDA)	25,816
Carry forward general activity (UDA)	910
17/18 Contracted orthodontic activity (UOA)	0
Carry forward orthodontic activity (UOA)	0
Baseline contract value	£623,410.84

### ACCESS\*

Patients seen in 24 months	Total	Change since previous quarter
Quarter ending December 2016	7,874	
Quarter ending March 2017	7,869	→
Quarter ending June 2017	7,813	→
Quarter ending September 2017	7,816	→
Quarter ending December 2017	7,866	→
<b>Variance since December 2016</b>	<b>(0.1%)</b>	→



### ACTIVITY



Month	Adjusted Scheduled Activity (UDA)	
	2017	2018
April	1,170	-338
May	2,988	1,456
June	4,772	3,447
July	6,655	5,467
August	9,189	7,470
September	11,034	9,315
October	13,259	11,202
November	15,227	13,419
December	16,436	16,086
January	18,858	
February	21,098	
March	23,435	
April	24,875	
May	24,894	
June	24,906	

### QUALITY

	Quantity	Base Number	Contract	LHB	Wales
% of FP17s for the same patient ID Re-attending within 3 months - Children	167	1,719	9.7%	7.2%	11.0%
% of FP17s for the same patient ID Re-attending within 3 months - Adults	1,465	8,257	17.7%	13.6%	16.1%
% of FP17s for the same patient ID Re-attending between 3 & 9 months - Children	1,037	1,719	60.3%	54.4%	58.9%
% of FP17s for the same patient ID Re-attending between 3 & 9 months - Adults	4,903	8,257	59.4%	53.5%	55.2%
% of FP17s for Band 1 Urgent Courses	911	9,264	9.8%	9.1%	9.0%
% of FP17s Relating to Free Repair or Replacements	43	9,264	0.5%	0.7%	0.7%
% of FP17s Relating to Continuations	26	9,264	0.3%	0.7%	0.8%
% of Patients satisfied with the dentistry they have received	39	40	97.5%	92.5%	91.9%
% of Patients satisfied with the time they had to wait for an appointment	35	40	87.5%	90.3%	87.9%

\* This is based on patients treated on this contract for their most recent course of treatment. Figures in italics indicate the base number of FP17s or Patient Questionnaire responses are less than 100. N/A is shown where the base number of responses is less than 10 during the period. % is calculated as Quantity/Base number\*100

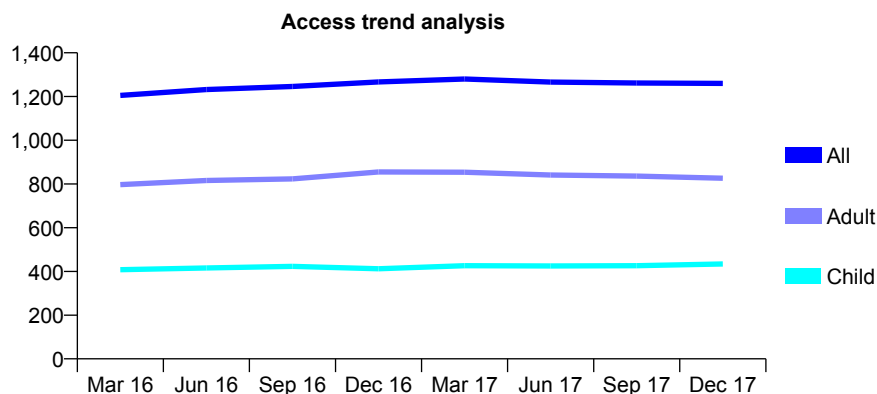
## 7A5 - Vital Signs At a Glance Contract Report for 108146/0001 - December 2017

Name or company name	Colden Larch Ltd
Contract type name	GDS Contract
Purpose of contract	General
Contract start date	01/10/2009
Contract end date	

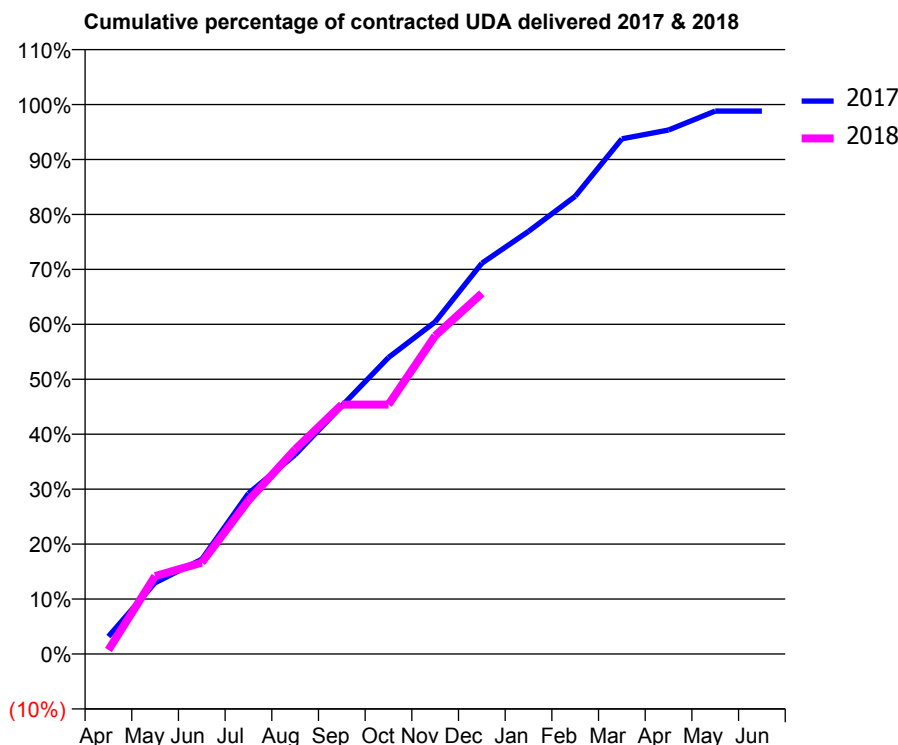
17/18 Contracted general activity (UDA)	3,710
Carry forward general activity (UDA)	-25
17/18 Contracted orthodontic activity (UOA)	0
Carry forward orthodontic activity (UOA)	0
Baseline contract value	£53,546.95

### ACCESS\*

Patients seen in 24 months	Total	Change since previous quarter
Quarter ending December 2016	1,267	
Quarter ending March 2017	1,280	→
Quarter ending June 2017	1,266	↓
Quarter ending September 2017	1,262	→
Quarter ending December 2017	1,260	→
<b>Variance since December 2016</b>	<b>(0.6%)</b>	<b>→</b>



### ACTIVITY



Month	Adjusted Scheduled Activity (UDA)	
	2017	2018
April	118	27
May	481	526
June	640	617
July	1,085	1,037
August	1,345	1,381
September	1,675	1,684
October	2,002	1,684
November	2,243	2,149
December	2,638	2,435
January	2,854	
February	3,090	
March	3,478	
April	3,537	
May	3,665	
June	3,665	

### QUALITY

	Quantity	Base Number	Contract	LHB	Wales
% of FP17s for the same patient ID Re-attending within 3 months - Children	29	384	7.6%	7.2%	11.0%
% of FP17s for the same patient ID Re-attending within 3 months - Adults	70	621	11.3%	13.6%	16.1%
% of FP17s for the same patient ID Re-attending between 3 & 9 months - Children	153	384	39.8%	54.4%	58.9%
% of FP17s for the same patient ID Re-attending between 3 & 9 months - Adults	220	621	35.4%	53.5%	55.2%
% of FP17s for Band 1 Urgent Courses	70	950	7.4%	9.1%	9.0%
% of FP17s Relating to Free Repair or Replacements	3	950	0.3%	0.7%	0.7%
% of FP17s Relating to Continuations	4	950	0.4%	0.7%	0.8%
% of Patients satisfied with the dentistry they have received	9	10	90.0%	92.5%	91.9%
% of Patients satisfied with the time they had to wait for an appointment	10	10	100.0%	90.3%	87.9%

\* This is based on patients treated on this contract for their most recent course of treatment. Figures in italics indicate the base number of FP17s or Patient Questionnaire responses are less than 100. N/A is shown where the base number of responses is less than 10 during the period. % is calculated as Quantity/Base number\*100

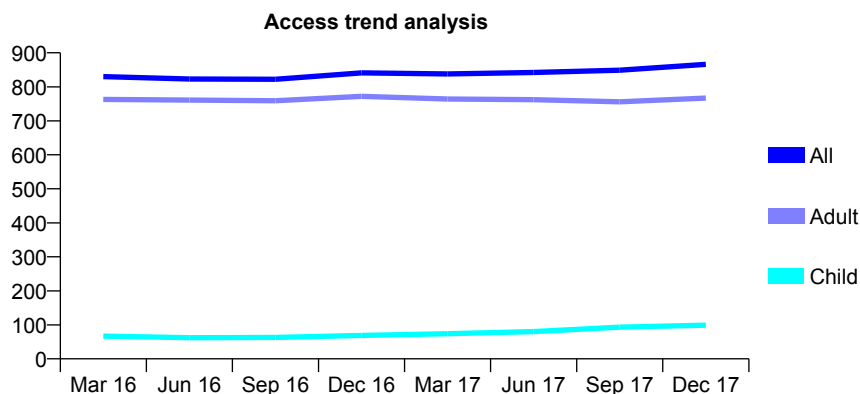
## 7A5 - Vital Signs At a Glance Contract Report for 108200/0004 - December 2017

Name or company name	Cardiff & Vale University Health Board
Contract type name	PDS Contract
Purpose of contract	General
Contract start date	01/04/2006
Contract end date	31/03/2018

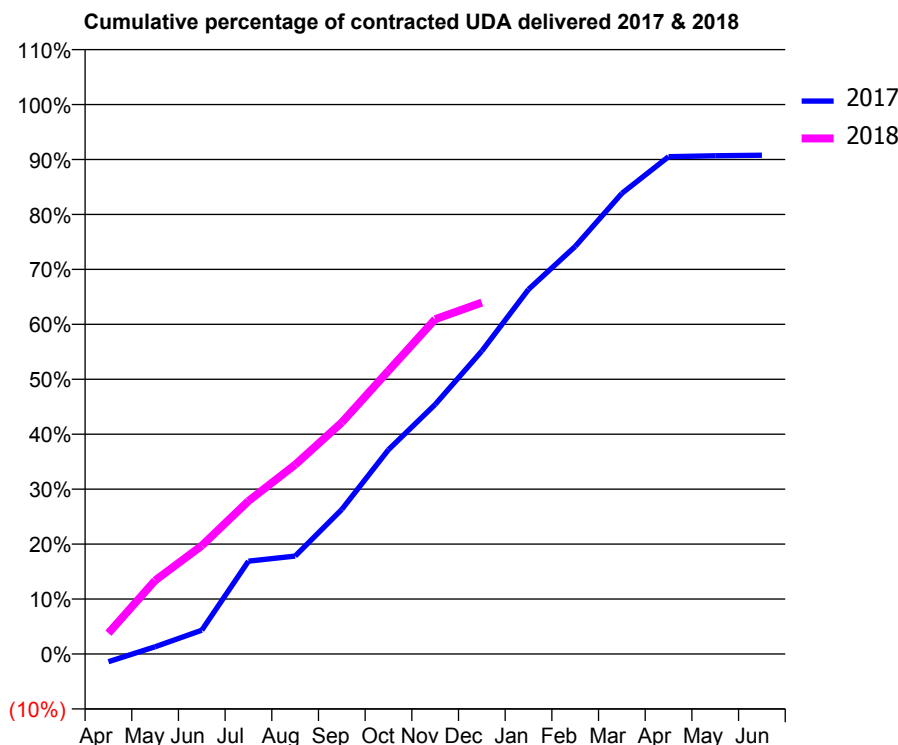
17/18 Contracted general activity (UDA)	2,209
Carry forward general activity (UDA)	0
17/18 Contracted orthodontic activity (UOA)	0
Carry forward orthodontic activity (UOA)	0
Baseline contract value	£61,099.39

### ACCESS\*

Patients seen in 24 months	Total	Change since previous quarter
Quarter ending December 2016	841	
Quarter ending March 2017	838	→
Quarter ending June 2017	842	→
Quarter ending September 2017	849	→
Quarter ending December 2017	866	↑
<b>Variance since December 2016</b>	<b>3.0%</b>	<b>↑</b>



### ACTIVITY



Month	Adjusted Scheduled Activity (UDA)	
	2017	2018
April	-32	84
May	29	296
June	96	436
July	373	615
August	394	761
September	582	931
October	821	1,139
November	1,003	1,346
December	1,218	1,413
January	1,466	
February	1,638	
March	1,852	
April	1,999	
May	2,003	
June	2,005	

### QUALITY

	Quantity	Base Number	Contract	LHB	Wales
% of FP17s for the same patient ID Re-attending within 3 months - Children	2	107	1.9%	7.2%	11.0%
% of FP17s for the same patient ID Re-attending within 3 months - Adults	117	753	15.5%	13.6%	16.1%
% of FP17s for the same patient ID Re-attending between 3 & 9 months - Children	48	107	44.9%	54.4%	58.9%
% of FP17s for the same patient ID Re-attending between 3 & 9 months - Adults	309	753	41.0%	53.5%	55.2%
% of FP17s for Band 1 Urgent Courses	115	794	14.5%	9.1%	9.0%
% of FP17s Relating to Free Repair or Replacements	3	794	0.4%	0.7%	0.7%
% of FP17s Relating to Continuations	6	794	0.8%	0.7%	0.8%
% of Patients satisfied with the dentistry they have received	4	5	N/A	92.5%	91.9%
% of Patients satisfied with the time they had to wait for an appointment	5	5	N/A	90.3%	87.9%

\* This is based on patients treated on this contract for their most recent course of treatment. Figures in italics indicate the base number of FP17s or Patient Questionnaire responses are less than 100. N/A is shown where the base number of responses is less than 10 during the period. % is calculated as Quantity/Base number\*100

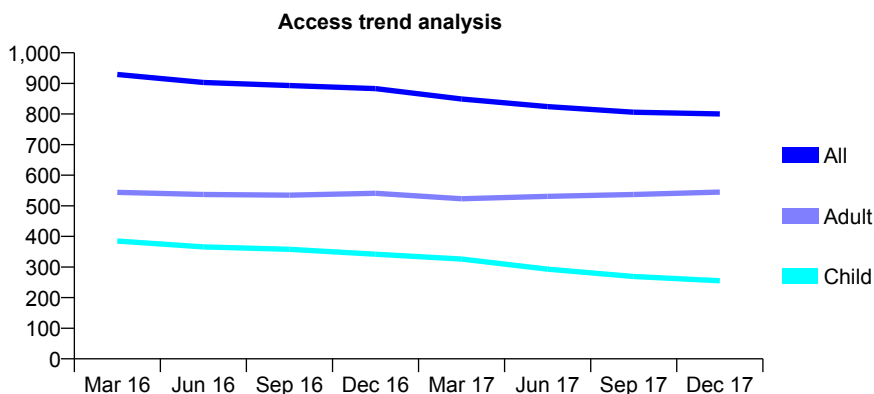
## 7A5 - Vital Signs At a Glance Contract Report for 108200/0006 - December 2017

Name or company name	Cardiff & Vale University Health Board
Contract type name	PDS Contract
Purpose of contract	General
Contract start date	01/04/2006
Contract end date	31/03/2018

17/18 Contracted general activity (UDA)	2,208
Carry forward general activity (UDA)	0
17/18 Contracted orthodontic activity (UOA)	0
Carry forward orthodontic activity (UOA)	0
Baseline contract value	£61,099.38

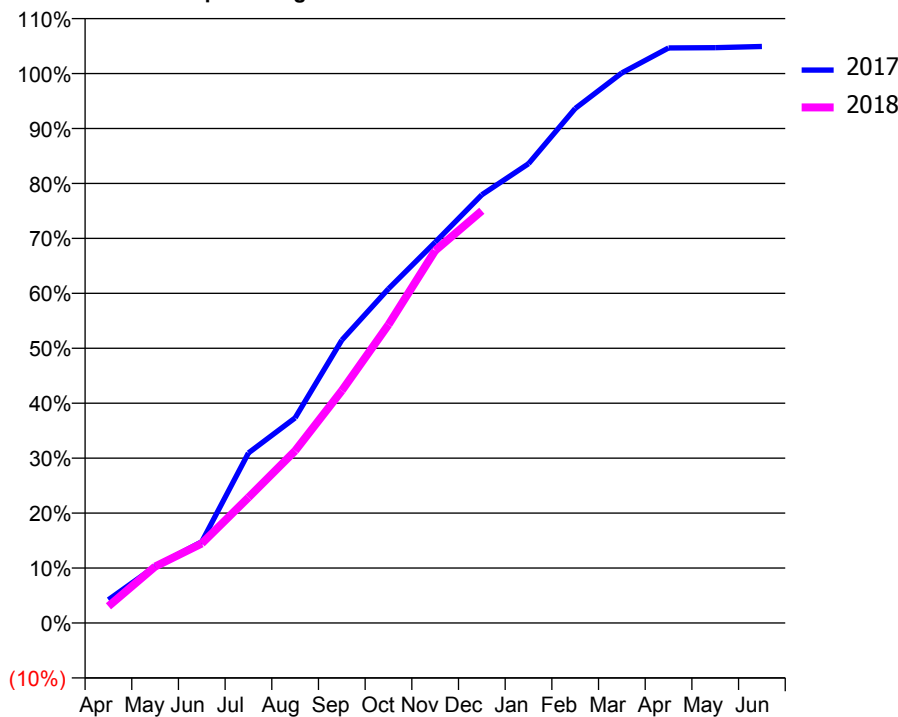
### ACCESS\*

Patients seen in 24 months	Total	Change since previous quarter
Quarter ending December 2016	883	
Quarter ending March 2017	849	↓
Quarter ending June 2017	824	↓
Quarter ending September 2017	806	↓
Quarter ending December 2017	800	→
<b>Variance since December 2016</b>	<b>(9.4%)</b>	<b>↓</b>



### ACTIVITY

Cumulative percentage of contracted UDA delivered 2017 & 2018



Month	Adjusted Scheduled Activity (UDA)	
	2017	2018
April	94	67
May	228	227
June	326	320
July	684	504
August	824	692
September	1,137	933
October	1,343	1,199
November	1,530	1,496
December	1,721	1,657
January	1,845	
February	2,068	
March	2,210	
April	2,311	
May	2,312	
June	2,317	

### QUALITY

	Quantity	Base Number	Contract	LHB	Wales
% of FP17s for the same patient ID Re-attending within 3 months - Children	10	257	3.9%	7.2%	11.0%
% of FP17s for the same patient ID Re-attending within 3 months - Adults	50	514	9.7%	13.6%	16.1%
% of FP17s for the same patient ID Re-attending between 3 & 9 months - Children	166	257	64.6%	54.4%	58.9%
% of FP17s for the same patient ID Re-attending between 3 & 9 months - Adults	300	514	58.4%	53.5%	55.2%
% of FP17s for Band 1 Urgent Courses	48	701	6.8%	9.1%	9.0%
% of FP17s Relating to Free Repair or Replacements	8	701	1.1%	0.7%	0.7%
% of FP17s Relating to Continuations	1	701	0.1%	0.7%	0.8%
% of Patients satisfied with the dentistry they have received	3	3	N/A	92.5%	91.9%
% of Patients satisfied with the time they had to wait for an appointment	3	3	N/A	90.3%	87.9%

\* This is based on patients treated on this contract for their most recent course of treatment. Figures in italics indicate the base number of FP17s or Patient Questionnaire responses are less than 100. N/A is shown where the base number of responses is less than 10 during the period. % is calculated as Quantity/Base number\*100

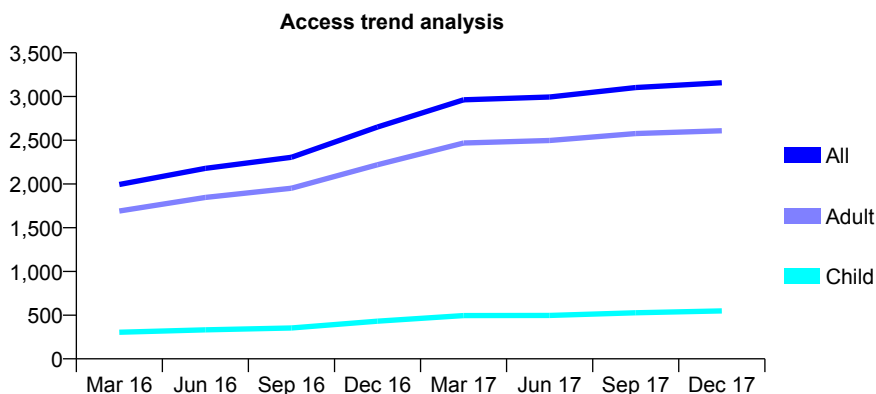
## 7A5 - Vital Signs At a Glance Contract Report for 116300/0008 - December 2017

Name or company name	Whitecross Dental Care Ltd
Contract type name	GDS Contract
Purpose of contract	General
Contract start date	01/04/2015
Contract end date	

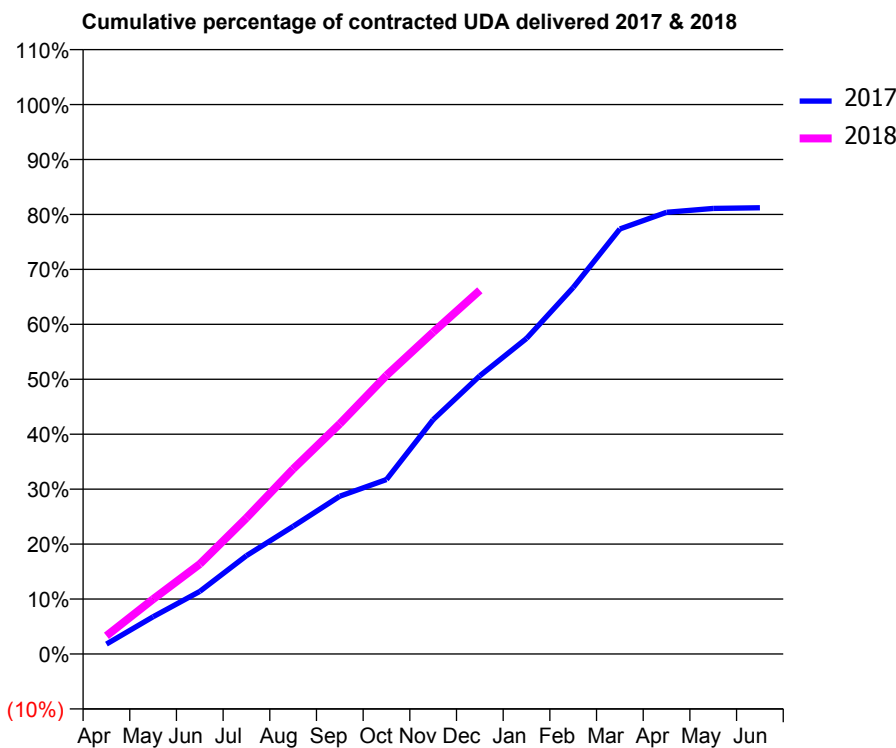
17/18 Contracted general activity (UDA)	12,228
Carry forward general activity (UDA)	0
17/18 Contracted orthodontic activity (UOA)	0
Carry forward orthodontic activity (UOA)	0
Baseline contract value	£335,170.25

### ACCESS\*

Patients seen in 24 months	Total	Change since previous quarter
Quarter ending December 2016	2,651	
Quarter ending March 2017	2,963	↑
Quarter ending June 2017	2,995	→
Quarter ending September 2017	3,103	↑
Quarter ending December 2017	3,158	→
<b>Variance since December 2016</b>	<b>19.1%</b>	<b>↑</b>



### ACTIVITY



Month	Adjusted Scheduled Activity (UDA)	
	2017	2018
April	220	406
May	830	1,221
June	1,392	2,003
July	2,188	3,029
August	2,842	4,118
September	3,511	5,124
October	3,883	6,201
November	5,216	7,162
December	6,191	8,094
January	7,024	
February	8,155	
March	9,458	
April	9,830	
May	9,916	
June	9,930	

### QUALITY

	Quantity	Base Number	Contract	LHB	Wales
% of FP17s for the same patient ID Re-attending within 3 months - Children	36	600	6.0%	7.2%	11.0%
% of FP17s for the same patient ID Re-attending within 3 months - Adults	356	2,863	12.4%	13.6%	16.1%
% of FP17s for the same patient ID Re-attending between 3 & 9 months - Children	354	600	59.0%	54.4%	58.9%
% of FP17s for the same patient ID Re-attending between 3 & 9 months - Adults	1,628	2,863	56.9%	53.5%	55.2%
% of FP17s for Band 1 Urgent Courses	227	3,254	7.0%	9.1%	9.0%
% of FP17s Relating to Free Repair or Replacements	11	3,254	0.3%	0.7%	0.7%
% of FP17s Relating to Continuations	11	3,254	0.3%	0.7%	0.8%
% of Patients satisfied with the dentistry they have received	15	17	88.2%	92.5%	91.9%
% of Patients satisfied with the time they had to wait for an appointment	11	17	64.7%	90.3%	87.9%

\* This is based on patients treated on this contract for their most recent course of treatment. Figures in italics indicate the base number of FP17s or Patient Questionnaire responses are less than 100. N/A is shown where the base number of responses is less than 10 during the period. % is calculated as Quantity/Base number\*100

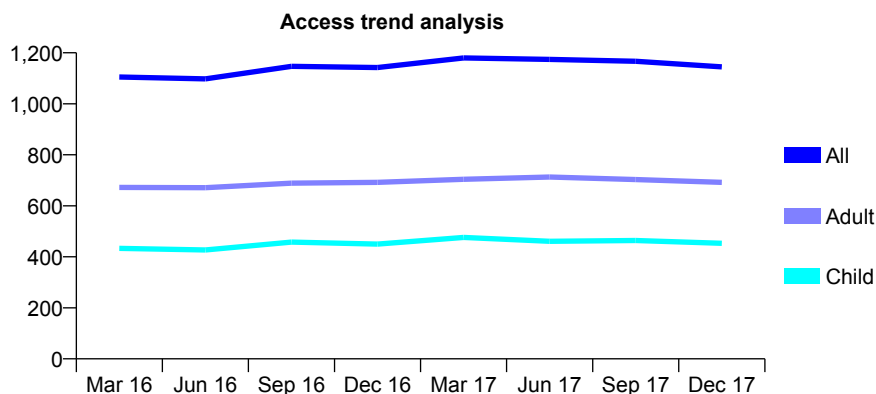
## 7A5 - Vital Signs At a Glance Contract Report for 119121/0001 - December 2017

Name or company name	Jamie Pugh Dental Healthcare Ltd
Contract type name	GDS Contract
Purpose of contract	General
Contract start date	20/04/2009
Contract end date	

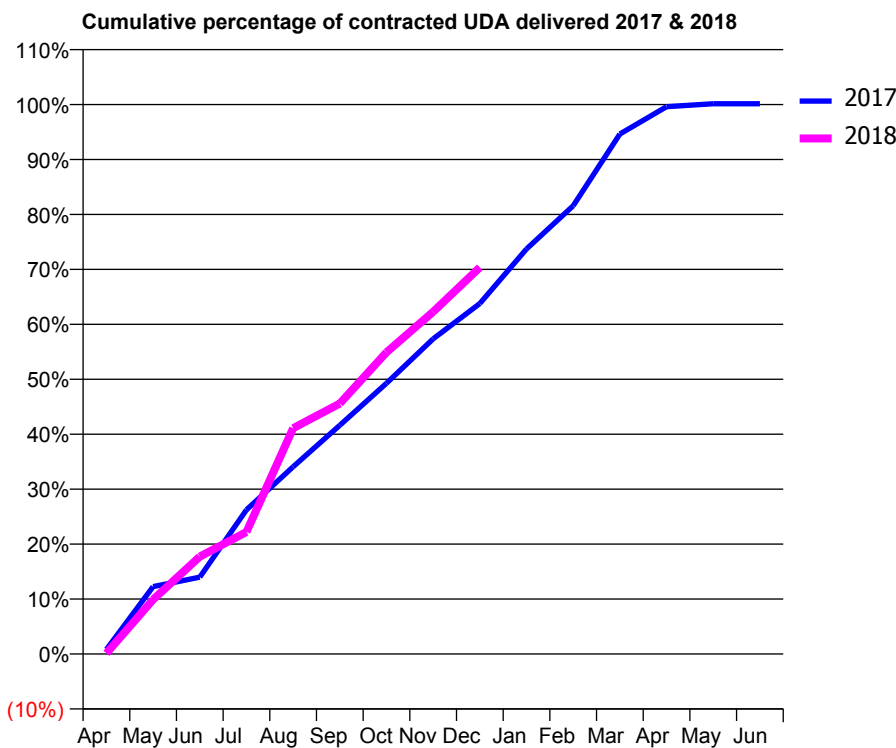
17/18 Contracted general activity (UDA)	3,573
Carry forward general activity (UDA)	-5
17/18 Contracted orthodontic activity (UOA)	0
Carry forward orthodontic activity (UOA)	0
Baseline contract value	£116,890.98

### ACCESS\*

Patients seen in 24 months	Total	Change since previous quarter
Quarter ending December 2016	1,142	
Quarter ending March 2017	1,180	↑
Quarter ending June 2017	1,174	→
Quarter ending September 2017	1,167	→
Quarter ending December 2017	1,145	↓
<b>Variance since December 2016</b>	<b>0.3%</b>	<b>→</b>



### ACTIVITY



Month	Adjusted Scheduled Activity (UDA)	
	2017	2018
April	30	5
May	438	355
June	500	634
July	937	794
August	1,218	1,468
September	1,487	1,629
October	1,760	1,962
November	2,050	2,226
December	2,279	2,514
January	2,634	
February	2,915	
March	3,381	
April	3,559	
May	3,578	
June	3,578	

### QUALITY

	Quantity	Base Number	Contract	LHB	Wales
% of FP17s for the same patient ID Re-attending within 3 months - Children	36	565	6.4%	7.2%	11.0%
% of FP17s for the same patient ID Re-attending within 3 months - Adults	116	748	15.5%	13.6%	16.1%
% of FP17s for the same patient ID Re-attending between 3 & 9 months - Children	376	565	66.5%	54.4%	58.9%
% of FP17s for the same patient ID Re-attending between 3 & 9 months - Adults	456	748	61.0%	53.5%	55.2%
% of FP17s for Band 1 Urgent Courses	105	1,237	8.5%	9.1%	9.0%
% of FP17s Relating to Free Repair or Replacements	6	1,237	0.5%	0.7%	0.7%
% of FP17s Relating to Continuations	9	1,237	0.7%	0.7%	0.8%
% of Patients satisfied with the dentistry they have received	3	3	N/A	92.5%	91.9%
% of Patients satisfied with the time they had to wait for an appointment	2	3	N/A	90.3%	87.9%

\* This is based on patients treated on this contract for their most recent course of treatment. Figures in italics indicate the base number of FP17s or Patient Questionnaire responses are less than 100. N/A is shown where the base number of responses is less than 10 during the period. % is calculated as Quantity/Base number\*100

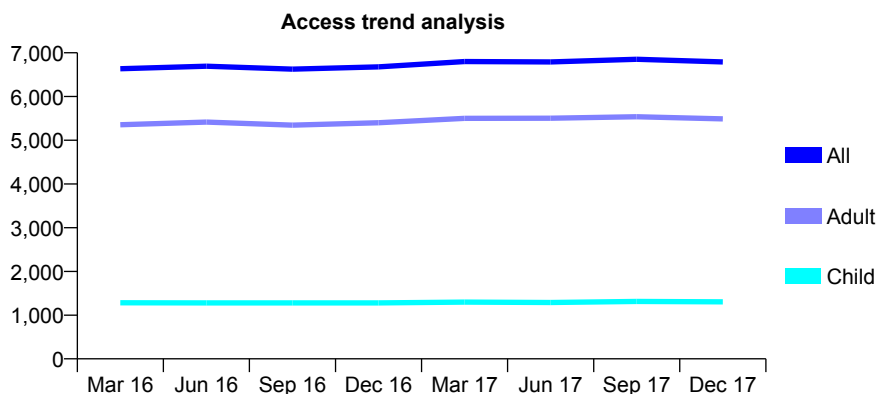
## 7A5 - Vital Signs At a Glance Contract Report for 121878/0001 - December 2017

Name or company name	Courtland Dental Centre Ltd
Contract type name	GDS Contract
Purpose of contract	General
Contract start date	01/04/2012
Contract end date	

17/18 Contracted general activity (UDA)	22,192
Carry forward general activity (UDA)	442
17/18 Contracted orthodontic activity (UOA)	0
Carry forward orthodontic activity (UOA)	0
Baseline contract value	£657,100.82

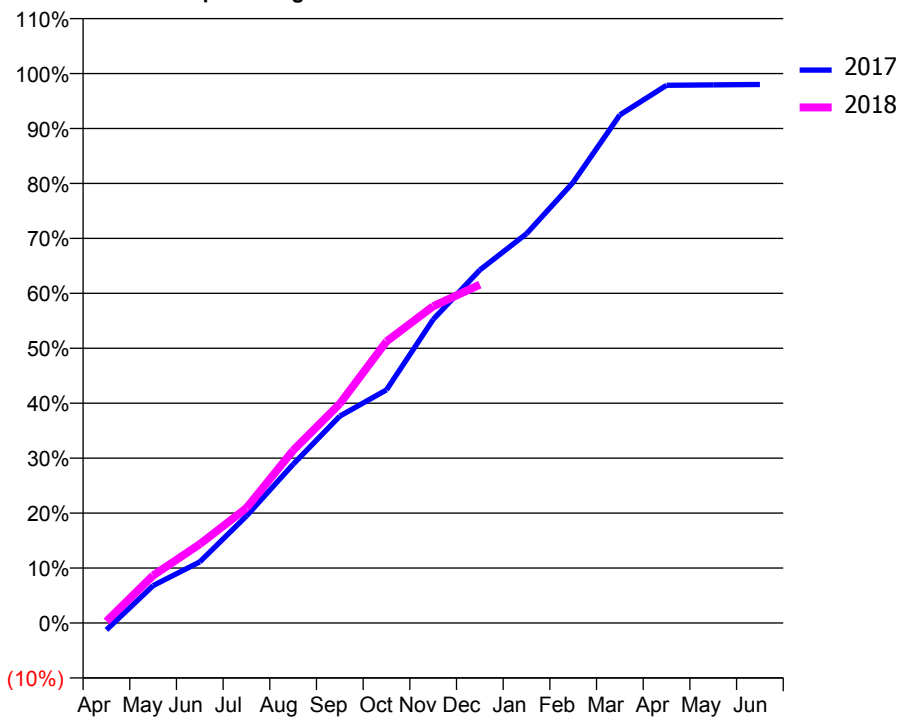
### ACCESS\*

Patients seen in 24 months	Total	Change since previous quarter
Quarter ending December 2016	6,679	
Quarter ending March 2017	6,799	→
Quarter ending June 2017	6,792	→
Quarter ending September 2017	6,851	→
Quarter ending December 2017	6,791	→
<b>Variance since December 2016</b>	<b>1.7%</b>	<b>→</b>



### ACTIVITY

Cumulative percentage of contracted UDA delivered 2017 & 2018



Month	Adjusted Scheduled Activity (UDA)	
	2017	2018
April	-282	69
May	1,510	1,917
June	2,467	3,183
July	4,321	4,647
August	6,410	6,974
September	8,357	8,858
October	9,414	11,373
November	12,262	12,795
December	14,260	13,665
January	15,724	
February	17,794	
March	20,520	
April	21,718	
May	21,734	
June	21,750	

### QUALITY

	Quantity	Base Number	Contract	LHB	Wales
% of FP17s for the same patient ID Re-attending within 3 months - Children	80	1,159	6.9%	7.2%	11.0%
% of FP17s for the same patient ID Re-attending within 3 months - Adults	938	5,785	16.2%	13.6%	16.1%
% of FP17s for the same patient ID Re-attending between 3 & 9 months - Children	579	1,159	50.0%	54.4%	58.9%
% of FP17s for the same patient ID Re-attending between 3 & 9 months - Adults	3,119	5,785	53.9%	53.5%	55.2%
% of FP17s for Band 1 Urgent Courses	666	6,510	10.2%	9.1%	9.0%
% of FP17s Relating to Free Repair or Replacements	49	6,510	0.8%	0.7%	0.7%
% of FP17s Relating to Continuations	61	6,510	0.9%	0.7%	0.8%
% of Patients satisfied with the dentistry they have received	35	37	94.6%	92.5%	91.9%
% of Patients satisfied with the time they had to wait for an appointment	32	37	86.5%	90.3%	87.9%

\* This is based on patients treated on this contract for their most recent course of treatment. Figures in italics indicate the base number of FP17s or Patient Questionnaire responses are less than 100. N/A is shown where the base number of responses is less than 10 during the period. % is calculated as Quantity/Base number\*100



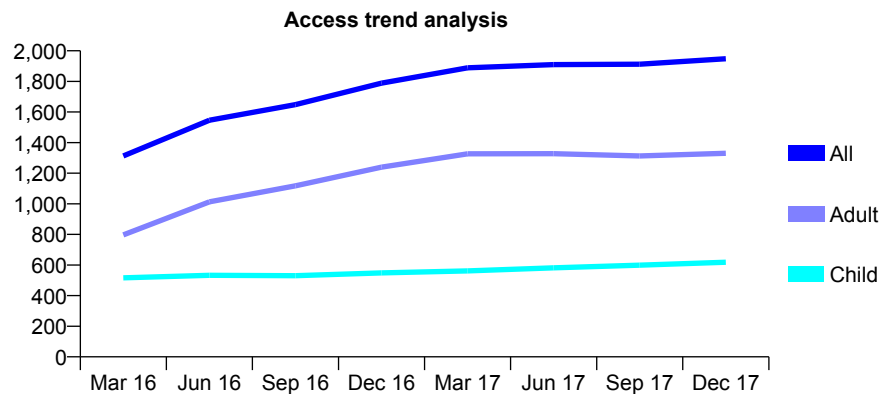
## 7A5 - Vital Signs At a Glance Contract Report for 132349/0001 - December 2017

Name or company name	Cenniniago Ltd
Contract type name	GDS Contract
Purpose of contract	General
Contract start date	01/08/2013
Contract end date	

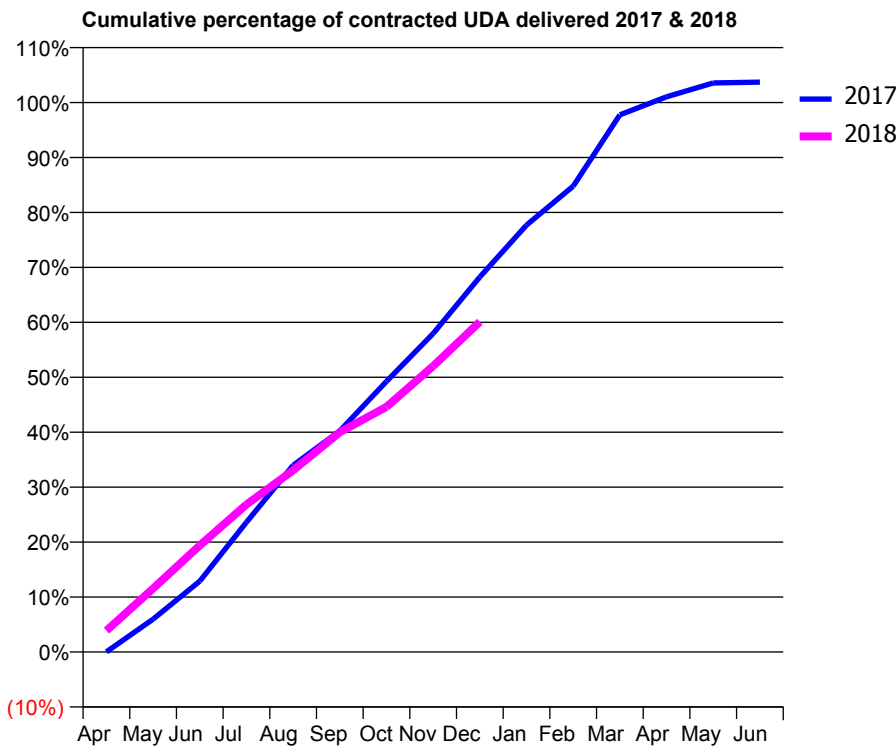
17/18 Contracted general activity (UDA)	5,273
Carry forward general activity (UDA)	-206
17/18 Contracted orthodontic activity (UOA)	0
Carry forward orthodontic activity (UOA)	0
Baseline contract value	£133,070.99

### ACCESS\*

Patients seen in 24 months	Total	Change since previous quarter
Quarter ending December 2016	1,789	
Quarter ending March 2017	1,889	↑
Quarter ending June 2017	1,910	→
Quarter ending September 2017	1,912	→
Quarter ending December 2017	1,948	→
<b>Variance since December 2016</b>	<b>8.9%</b>	<b>↑</b>



### ACTIVITY



Month	Adjusted Scheduled Activity (UDA)	
	2017	2018
April	2	206
May	332	609
June	716	1,023
July	1,311	1,416
August	1,886	1,744
September	2,234	2,110
October	2,733	2,353
November	3,217	2,745
December	3,788	3,169
January	4,312	
February	4,705	
March	5,426	
April	5,607	
May	5,747	
June	5,756	

### QUALITY

	Quantity	Base Number	Contract	LHB	Wales
% of FP17s for the same patient ID Re-attending within 3 months - Children	31	494	6.3%	7.2%	11.0%
% of FP17s for the same patient ID Re-attending within 3 months - Adults	125	935	13.4%	13.6%	16.1%
% of FP17s for the same patient ID Re-attending between 3 & 9 months - Children	173	494	35.0%	54.4%	58.9%
% of FP17s for the same patient ID Re-attending between 3 & 9 months - Adults	345	935	36.9%	53.5%	55.2%
% of FP17s for Band 1 Urgent Courses	105	1,312	8.0%	9.1%	9.0%
% of FP17s Relating to Free Repair or Replacements	13	1,312	1.0%	0.7%	0.7%
% of FP17s Relating to Continuations	1	1,312	0.1%	0.7%	0.8%
% of Patients satisfied with the dentistry they have received	18	20	90.0%	92.5%	91.9%
% of Patients satisfied with the time they had to wait for an appointment	19	20	95.0%	90.3%	87.9%

\* This is based on patients treated on this contract for their most recent course of treatment. Figures in italics indicate the base number of FP17s or Patient Questionnaire responses are less than 100. N/A is shown where the base number of responses is less than 10 during the period. % is calculated as Quantity/Base number\*100

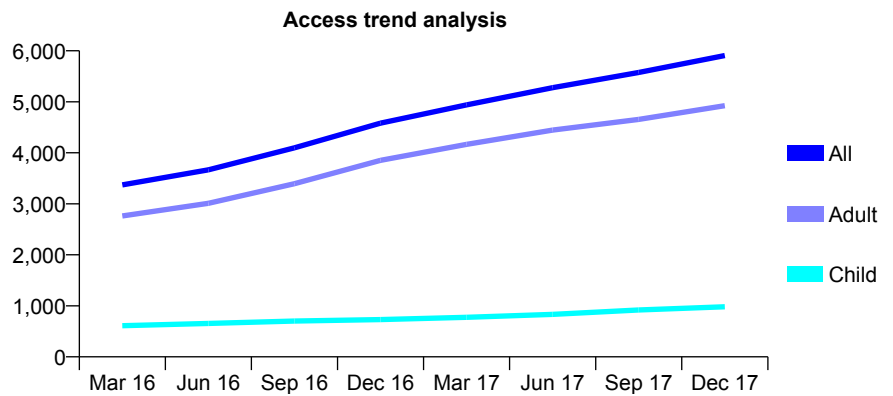
## 7A5 - Vital Signs At a Glance Contract Report for 134112/0001 - December 2017

Name or company name	R D Davies Ltd
Contract type name	GDS Contract
Purpose of contract	General
Contract start date	01/04/2009
Contract end date	

17/18 Contracted general activity (UDA)	20,257
Carry forward general activity (UDA)	-540
17/18 Contracted orthodontic activity (UOA)	0
Carry forward orthodontic activity (UOA)	0
Baseline contract value	£580,399.38

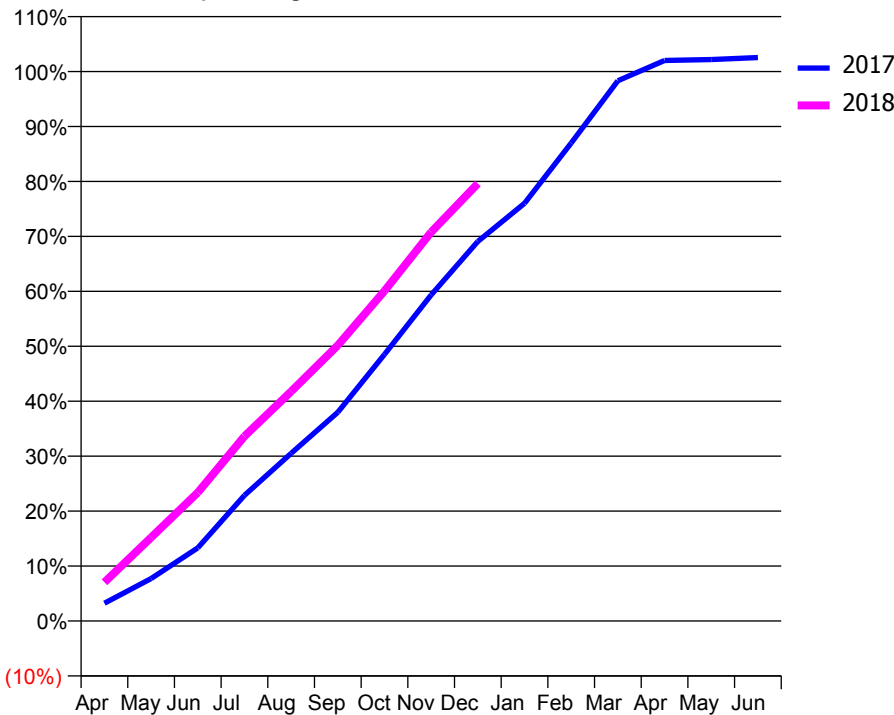
### ACCESS\*

Patients seen in 24 months	Total	Change since previous quarter
Quarter ending December 2016	4,583	
Quarter ending March 2017	4,939	↑
Quarter ending June 2017	5,278	↑
Quarter ending September 2017	5,574	↑
Quarter ending December 2017	5,908	↑
<b>Variance since December 2016</b>	<b>28.9%</b>	<b>↑</b>



### ACTIVITY

Cumulative percentage of contracted UDA delivered 2017 & 2018



Month	Adjusted Scheduled Activity (UDA)	
	2017	2018
April	687	1,427
May	1,635	3,080
June	2,820	4,737
July	4,846	6,810
August	6,462	8,463
September	8,045	10,164
October	10,275	12,171
November	12,567	14,335
December	14,631	16,127
January	16,102	
February	18,425	
March	20,823	
April	21,602	
May	21,639	
June	21,719	

### QUALITY

	Quantity	Base Number	Contract	LHB	Wales
% of FP17s for the same patient ID Re-attending within 3 months - Children	93	1,143	8.1%	7.2%	11.0%
% of FP17s for the same patient ID Re-attending within 3 months - Adults	810	5,359	15.1%	13.6%	16.1%
% of FP17s for the same patient ID Re-attending between 3 & 9 months - Children	580	1,143	50.7%	54.4%	58.9%
% of FP17s for the same patient ID Re-attending between 3 & 9 months - Adults	2,717	5,359	50.7%	53.5%	55.2%
% of FP17s for Band 1 Urgent Courses	516	6,135	8.4%	9.1%	9.0%
% of FP17s Relating to Free Repair or Replacements	55	6,135	0.9%	0.7%	0.7%
% of FP17s Relating to Continuations	24	6,135	0.4%	0.7%	0.8%
% of Patients satisfied with the dentistry they have received	42	42	100.0%	92.5%	91.9%
% of Patients satisfied with the time they had to wait for an appointment	39	42	92.9%	90.3%	87.9%

\* This is based on patients treated on this contract for their most recent course of treatment. Figures in italics indicate the base number of FP17s or Patient Questionnaire responses are less than 100. N/A is shown where the base number of responses is less than 10 during the period. % is calculated as Quantity/Base number\*100

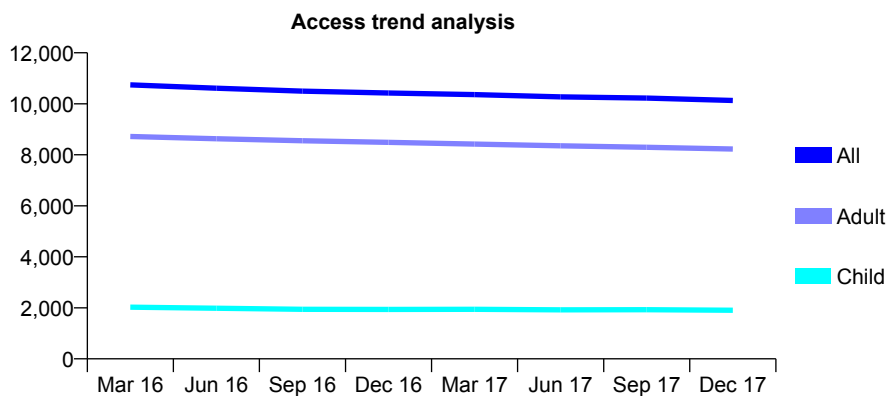
## 7A5 - Vital Signs At a Glance Contract Report for 142638/0003 - December 2017

Name or company name	The Goodwin Partnership Limited
Contract type name	GDS Contract
Purpose of contract	General
Contract start date	01/04/2009
Contract end date	

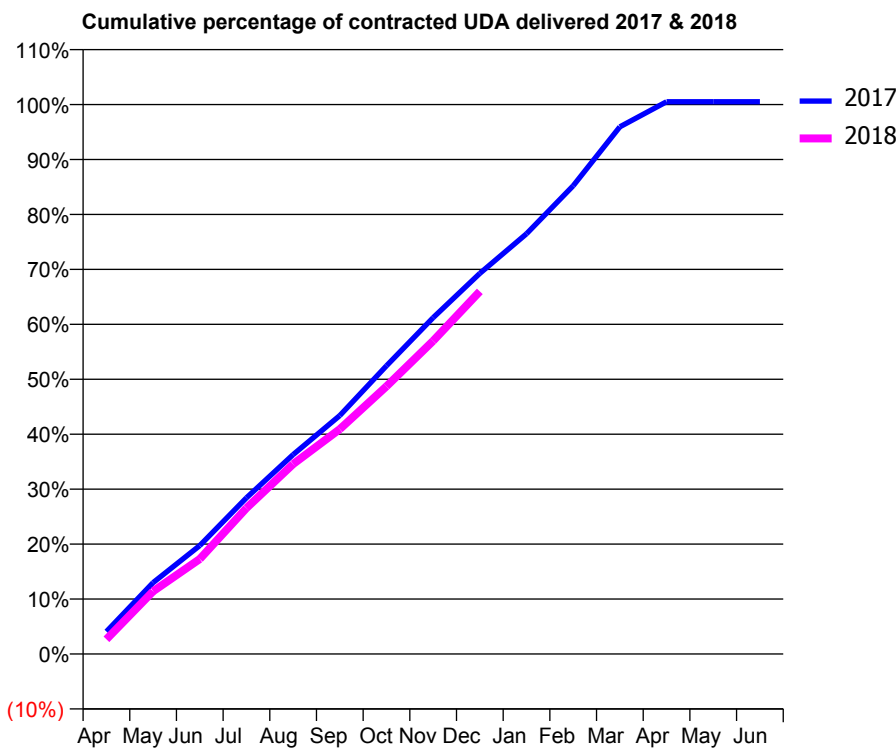
17/18 Contracted general activity (UDA)	31,894
Carry forward general activity (UDA)	0
17/18 Contracted orthodontic activity (UOA)	0
Carry forward orthodontic activity (UOA)	0
Baseline contract value	£773,346.50

### ACCESS\*

Patients seen in 24 months	Total	Change since previous quarter
Quarter ending December 2016	10,422	
Quarter ending March 2017	10,360	→
Quarter ending June 2017	10,272	→
Quarter ending September 2017	10,224	→
Quarter ending December 2017	10,133	→
<b>Variance since December 2016</b>	<b>(2.8%)</b>	<b>↓</b>



### ACTIVITY



Month	Adjusted Scheduled Activity (UDA)	
	2017	2018
April	1,301	854
May	4,146	3,640
June	6,299	5,516
July	9,066	8,469
August	11,572	11,024
September	13,845	13,051
October	16,732	15,540
November	19,526	18,177
December	22,092	21,045
January	24,389	
February	27,176	
March	30,601	
April	32,051	
May	32,056	
June	32,052	

### QUALITY

	Quantity	Base Number	Contract	LHB	Wales
% of FP17s for the same patient ID Re-attending within 3 months - Children	152	2,008	7.6%	7.2%	11.0%
% of FP17s for the same patient ID Re-attending within 3 months - Adults	1,324	9,300	14.2%	13.6%	16.1%
% of FP17s for the same patient ID Re-attending between 3 & 9 months - Children	1,000	2,008	49.8%	54.4%	58.9%
% of FP17s for the same patient ID Re-attending between 3 & 9 months - Adults	5,257	9,300	56.5%	53.5%	55.2%
% of FP17s for Band 1 Urgent Courses	802	10,636	7.5%	9.1%	9.0%
% of FP17s Relating to Free Repair or Replacements	85	10,636	0.8%	0.7%	0.7%
% of FP17s Relating to Continuations	78	10,636	0.7%	0.7%	0.8%
% of Patients satisfied with the dentistry they have received	57	64	89.1%	92.5%	91.9%
% of Patients satisfied with the time they had to wait for an appointment	61	64	95.3%	90.3%	87.9%

\* This is based on patients treated on this contract for their most recent course of treatment. Figures in italics indicate the base number of FP17s or Patient Questionnaire responses are less than 100. N/A is shown where the base number of responses is less than 10 during the period. % is calculated as Quantity/Base number\*100

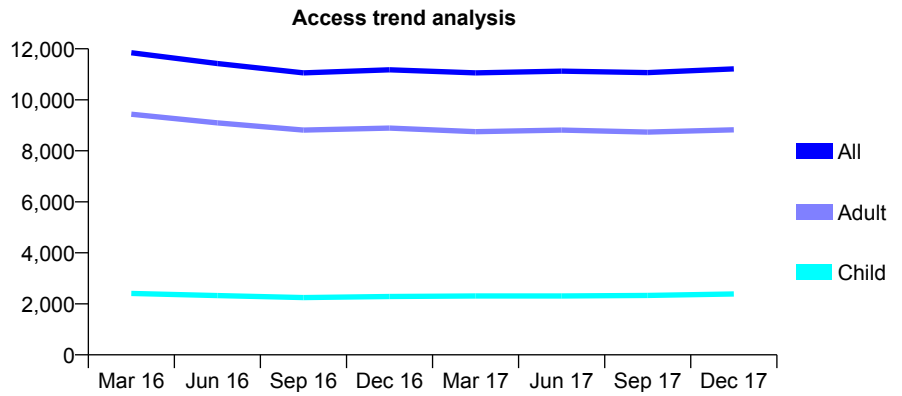
## 7A5 - Vital Signs At a Glance Contract Report for 158194/0018 - December 2017

Name or company name	Denticare Ltd
Contract type name	GDS Contract
Purpose of contract	General
Contract start date	01/12/2007
Contract end date	

17/18 Contracted general activity (UDA)	40,000
Carry forward general activity (UDA)	0
17/18 Contracted orthodontic activity (UOA)	0
Carry forward orthodontic activity (UOA)	0
Baseline contract value	£969,588.00

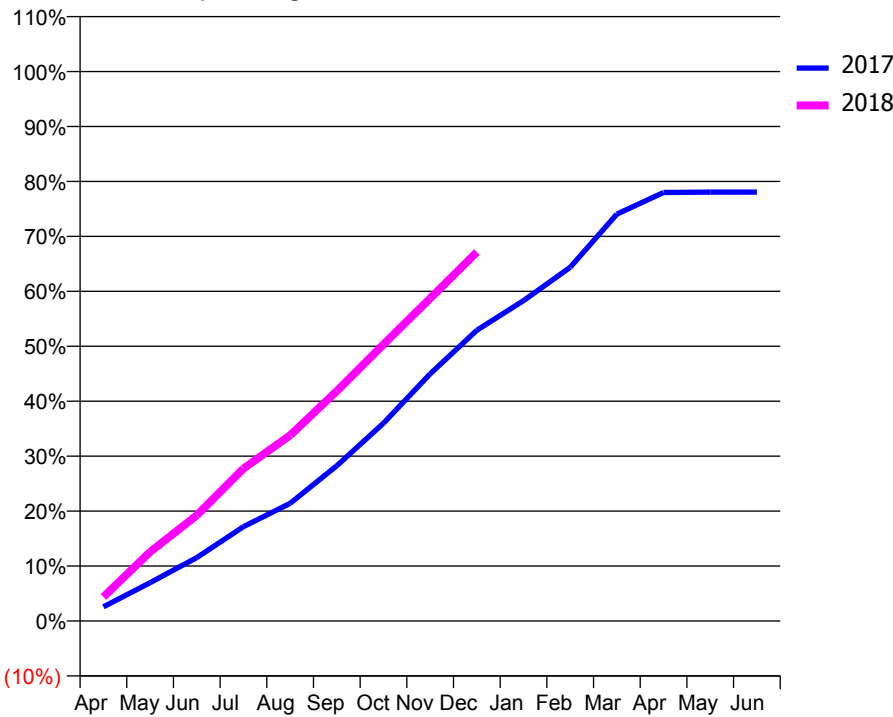
### ACCESS\*

Patients seen in 24 months	Total	Change since previous quarter
Quarter ending December 2016	11,174	
Quarter ending March 2017	11,058	↓
Quarter ending June 2017	11,123	→
Quarter ending September 2017	11,065	→
Quarter ending December 2017	11,211	→
<b>Variance since December 2016</b>	<b>0.3%</b>	<b>→</b>



### ACTIVITY

Cumulative percentage of contracted UDA delivered 2017 & 2018



Month	Adjusted Scheduled Activity (UDA)	
	2017	2018
April	1,082	1,753
May	2,928	5,037
June	4,835	7,694
July	7,193	11,099
August	8,973	13,516
September	11,843	16,741
October	15,080	20,140
November	18,846	23,484
December	22,171	26,850
January	24,429	
February	26,973	
March	31,031	
April	32,677	
May	32,703	
June	32,707	

### QUALITY

	Quantity	Base Number	Contract	LHB	Wales
% of FP17s for the same patient ID Re-attending within 3 months - Children	168	2,694	6.2%	7.2%	11.0%
% of FP17s for the same patient ID Re-attending within 3 months - Adults	1,105	10,010	11.0%	13.6%	16.1%
% of FP17s for the same patient ID Re-attending between 3 & 9 months - Children	1,630	2,694	60.5%	54.4%	58.9%
% of FP17s for the same patient ID Re-attending between 3 & 9 months - Adults	5,874	10,010	58.7%	53.5%	55.2%
% of FP17s for Band 1 Urgent Courses	590	12,000	4.9%	9.1%	9.0%
% of FP17s Relating to Free Repair or Replacements	83	12,000	0.7%	0.7%	0.7%
% of FP17s Relating to Continuations	173	12,000	1.4%	0.7%	0.8%
% of Patients satisfied with the dentistry they have received	62	72	86.1%	92.5%	91.9%
% of Patients satisfied with the time they had to wait for an appointment	62	72	86.1%	90.3%	87.9%

\* This is based on patients treated on this contract for their most recent course of treatment. Figures in italics indicate the base number of FP17s or Patient Questionnaire responses are less than 100. N/A is shown where the base number of responses is less than 10 during the period. % is calculated as Quantity/Base number\*100

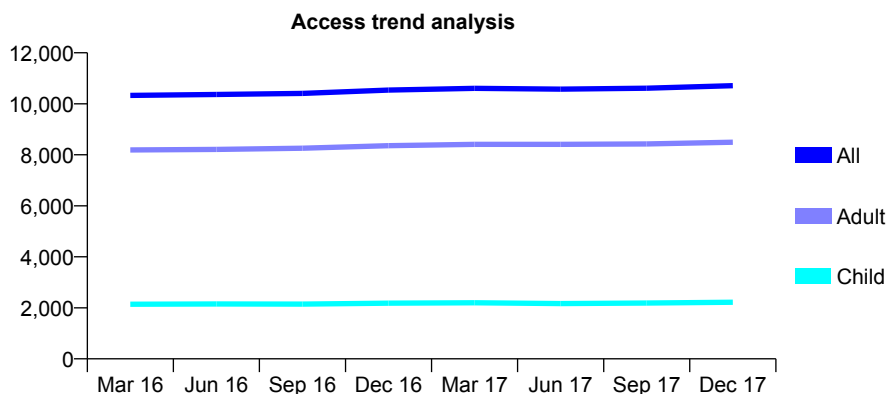
## 7A5 - Vital Signs At a Glance Contract Report for 178551/0001 - December 2017

Name or company name	Bryant Dental Practice Limited
Contract type name	GDS Contract
Purpose of contract	General
Contract start date	01/04/2008
Contract end date	

17/18 Contracted general activity (UDA)	37,793
Carry forward general activity (UDA)	1,556
17/18 Contracted orthodontic activity (UOA)	0
Carry forward orthodontic activity (UOA)	0
Baseline contract value	£869,650.65

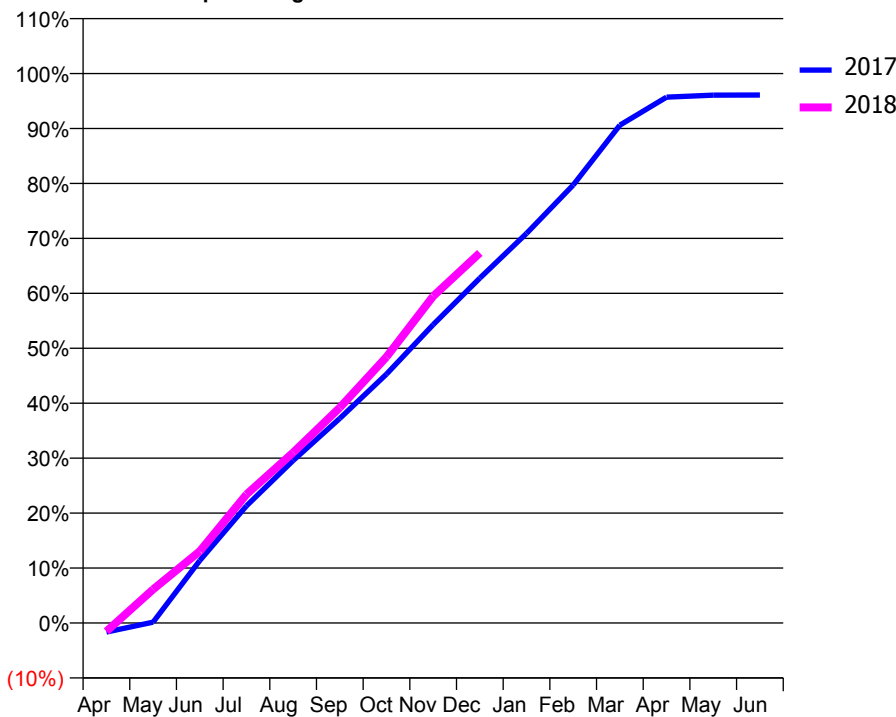
### ACCESS\*

Patients seen in 24 months	Total	Change since previous quarter
Quarter ending December 2016	10,540	
Quarter ending March 2017	10,607	→
Quarter ending June 2017	10,576	→
Quarter ending September 2017	10,610	→
Quarter ending December 2017	10,713	→
<b>Variance since December 2016</b>	<b>1.6%</b>	<b>→</b>



### ACTIVITY

**Cumulative percentage of contracted UDA delivered 2017 & 2018**



Month	Adjusted Scheduled Activity (UDA)	
	2017	2018
April	-660	-583
May	61	2,318
June	4,508	4,938
July	8,450	8,844
August	11,718	11,723
September	14,760	14,819
October	17,952	18,304
November	21,523	22,473
December	24,882	25,453
January	28,096	
February	31,590	
March	35,915	
April	37,936	
May	38,077	
June	38,081	

### QUALITY

	Quantity	Base Number	Contract	LHB	Wales
% of FP17s for the same patient ID Re-attending within 3 months - Children	235	2,242	10.5%	7.2%	11.0%
% of FP17s for the same patient ID Re-attending within 3 months - Adults	1,643	8,895	18.5%	13.6%	16.1%
% of FP17s for the same patient ID Re-attending between 3 & 9 months - Children	1,021	2,242	45.5%	54.4%	58.9%
% of FP17s for the same patient ID Re-attending between 3 & 9 months - Adults	4,321	8,895	48.6%	53.5%	55.2%
% of FP17s for Band 1 Urgent Courses	1,195	10,386	11.5%	9.1%	9.0%
% of FP17s Relating to Free Repair or Replacements	136	10,386	1.3%	0.7%	0.7%
% of FP17s Relating to Continuations	61	10,386	0.6%	0.7%	0.8%
% of Patients satisfied with the dentistry they have received	56	60	93.3%	92.5%	91.9%
% of Patients satisfied with the time they had to wait for an appointment	54	60	90.0%	90.3%	87.9%

\* This is based on patients treated on this contract for their most recent course of treatment. Figures in italics indicate the base number of FP17s or Patient Questionnaire responses are less than 100. N/A is shown where the base number of responses is less than 10 during the period. % is calculated as Quantity/Base number\*100

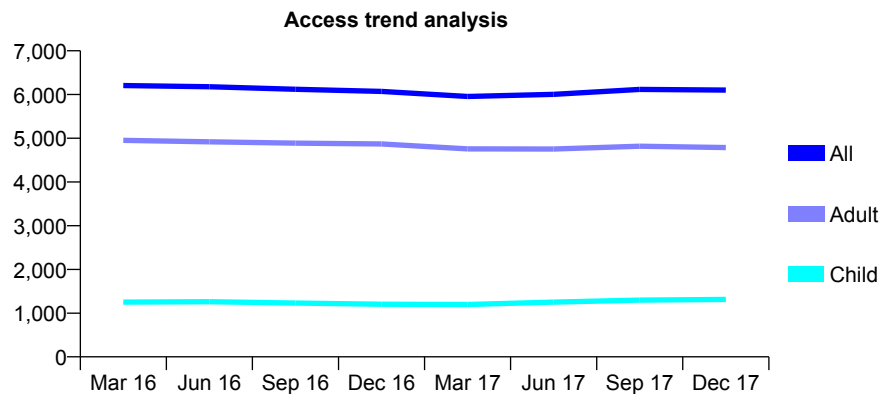
## 7A5 - Vital Signs At a Glance Contract Report for 178756/0001 - December 2017

Name or company name	N Khan Awal and Associates Ltd
Contract type name	GDS Contract
Purpose of contract	General
Contract start date	01/01/2010
Contract end date	

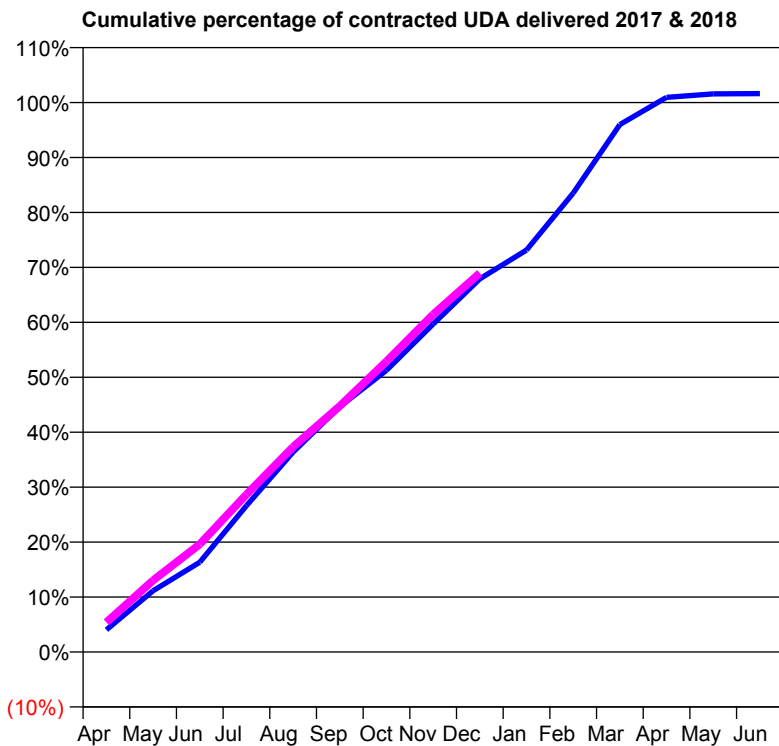
17/18 Contracted general activity (UDA)	20,969
Carry forward general activity (UDA)	-341
17/18 Contracted orthodontic activity (UOA)	0
Carry forward orthodontic activity (UOA)	0
Baseline contract value	£452,526.48

### ACCESS\*

Patients seen in 24 months	Total	Change since previous quarter
Quarter ending December 2016	6,072	
Quarter ending March 2017	5,954	↓
Quarter ending June 2017	6,004	→
Quarter ending September 2017	6,116	→
Quarter ending December 2017	6,102	→
<b>Variance since December 2016</b>	<b>0.5%</b>	<b>→</b>



### ACTIVITY



Month	Adjusted Scheduled Activity (UDA)	
	2017	2018
April	848	1,131
May	2,341	2,736
June	3,426	4,116
July	5,586	6,014
August	7,631	7,829
September	9,361	9,385
October	10,752	11,090
November	12,514	12,880
December	14,242	14,457
January	15,341	
February	17,512	
March	20,127	
April	21,166	
May	21,298	
June	21,310	

### QUALITY

	Quantity	Base Number	Contract	LHB	Wales
% of FP17s for the same patient ID Re-attending within 3 months - Children	78	1,386	5.6%	7.2%	11.0%
% of FP17s for the same patient ID Re-attending within 3 months - Adults	690	5,449	12.7%	13.6%	16.1%
% of FP17s for the same patient ID Re-attending between 3 & 9 months - Children	801	1,386	57.8%	54.4%	58.9%
% of FP17s for the same patient ID Re-attending between 3 & 9 months - Adults	3,358	5,449	61.6%	53.5%	55.2%
% of FP17s for Band 1 Urgent Courses	461	6,354	7.3%	9.1%	9.0%
% of FP17s Relating to Free Repair or Replacements	73	6,354	1.1%	0.7%	0.7%
% of FP17s Relating to Continuations	45	6,354	0.7%	0.7%	0.8%
% of Patients satisfied with the dentistry they have received	35	37	94.6%	92.5%	91.9%
% of Patients satisfied with the time they had to wait for an appointment	36	37	97.3%	90.3%	87.9%

\* This is based on patients treated on this contract for their most recent course of treatment. Figures in italics indicate the base number of FP17s or Patient Questionnaire responses are less than 100. N/A is shown where the base number of responses is less than 10 during the period. % is calculated as Quantity/Base number\*100

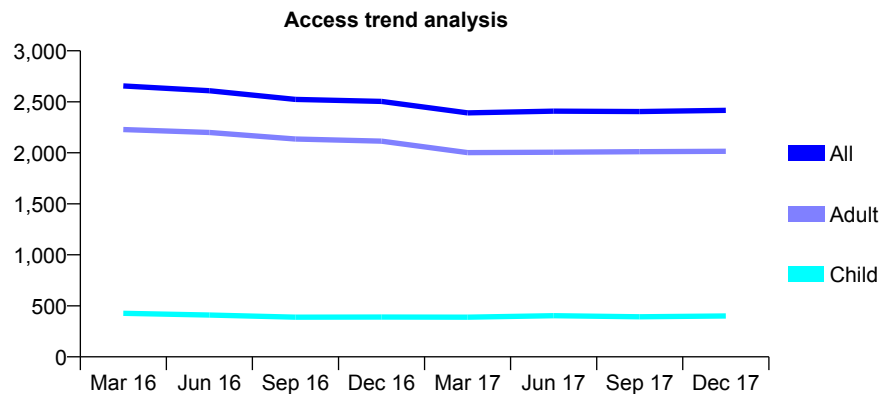
## 7A5 - Vital Signs At a Glance Contract Report for 180416/0001 - December 2017

Name or company name	Croft Practice Limited
Contract type name	GDS Contract
Purpose of contract	General
Contract start date	01/04/2009
Contract end date	

17/18 Contracted general activity (UDA)	8,558
Carry forward general activity (UDA)	-108
17/18 Contracted orthodontic activity (UOA)	0
Carry forward orthodontic activity (UOA)	0
Baseline contract value	£206,425.66

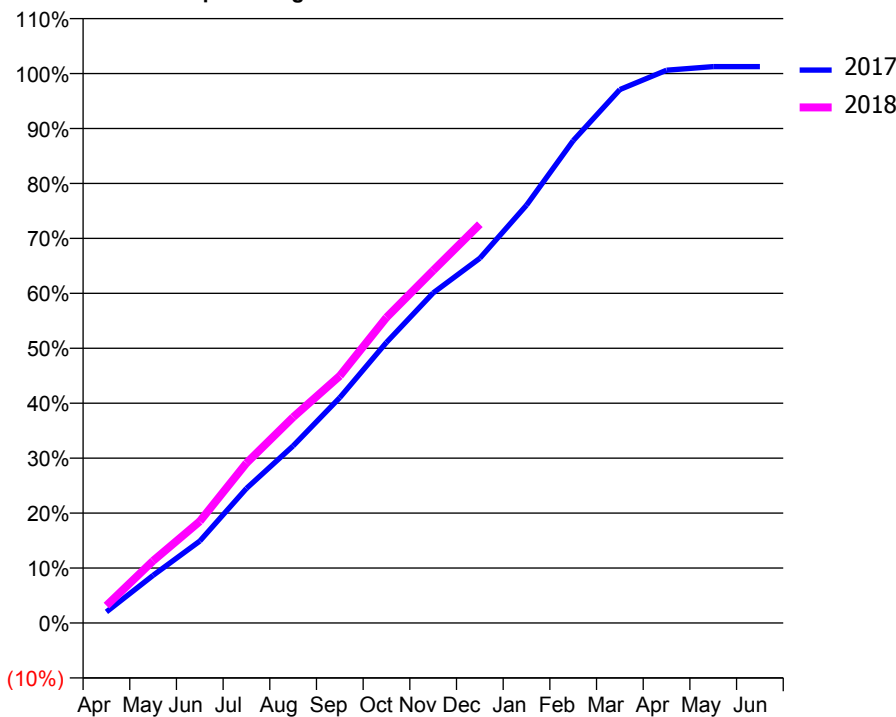
### ACCESS\*

Patients seen in 24 months	Total	Change since previous quarter
Quarter ending December 2016	2,504	
Quarter ending March 2017	2,391	↓
Quarter ending June 2017	2,409	→
Quarter ending September 2017	2,404	→
Quarter ending December 2017	2,416	→
<b>Variance since December 2016</b>	<b>(3.5%)</b>	<b>↓</b>



### ACTIVITY

Cumulative percentage of contracted UDA delivered 2017 & 2018



Month	Adjusted Scheduled Activity (UDA)	
	2017	2018
April	173	270
May	743	969
June	1,277	1,584
July	2,096	2,490
August	2,759	3,206
September	3,511	3,850
October	4,370	4,759
November	5,141	5,489
December	5,682	6,210
January	6,507	
February	7,512	
March	8,308	
April	8,608	
May	8,666	
June	8,666	

### QUALITY

	Quantity	Base Number	Contract	LHB	Wales
% of FP17s for the same patient ID Re-attending within 3 months - Children	24	411	5.8%	7.2%	11.0%
% of FP17s for the same patient ID Re-attending within 3 months - Adults	209	2,095	10.0%	13.6%	16.1%
% of FP17s for the same patient ID Re-attending between 3 & 9 months - Children	226	411	55.0%	54.4%	58.9%
% of FP17s for the same patient ID Re-attending between 3 & 9 months - Adults	1,172	2,095	55.9%	53.5%	55.2%
% of FP17s for Band 1 Urgent Courses	69	2,386	2.9%	9.1%	9.0%
% of FP17s Relating to Free Repair or Replacements	6	2,386	0.3%	0.7%	0.7%
% of FP17s Relating to Continuations	27	2,386	1.1%	0.7%	0.8%
% of Patients satisfied with the dentistry they have received	34	34	100.0%	92.5%	91.9%
% of Patients satisfied with the time they had to wait for an appointment	33	34	97.1%	90.3%	87.9%

\* This is based on patients treated on this contract for their most recent course of treatment. Figures in italics indicate the base number of FP17s or Patient Questionnaire responses are less than 100. N/A is shown where the base number of responses is less than 10 during the period. % is calculated as Quantity/Base number\*100

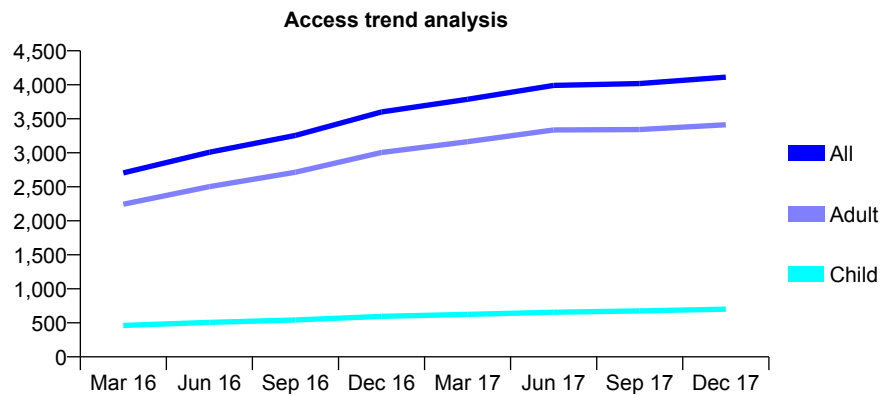
## 7A5 - Vital Signs At a Glance Contract Report for 181927/0001 - December 2017

Name or company name	Jamshad & Daraie
Contract type name	GDS Contract
Purpose of contract	General
Contract start date	01/07/2015
Contract end date	

17/18 Contracted general activity (UDA)	12,245
Carry forward general activity (UDA)	-3
17/18 Contracted orthodontic activity (UOA)	0
Carry forward orthodontic activity (UOA)	0
Baseline contract value	£312,753.31

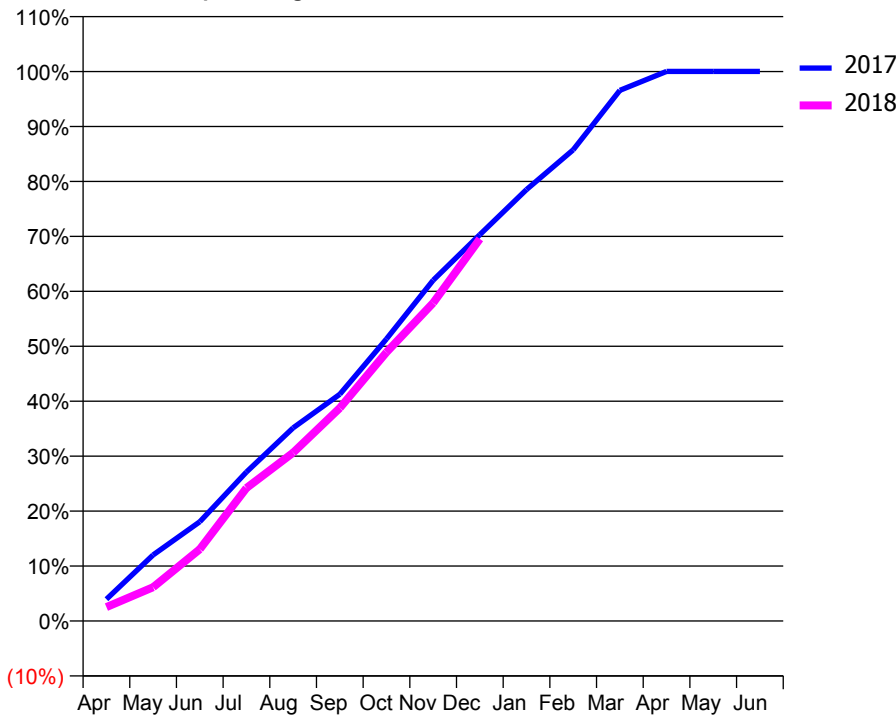
### ACCESS\*

Patients seen in 24 months	Total	Change since previous quarter
Quarter ending December 2016	3,600	
Quarter ending March 2017	3,787	↑
Quarter ending June 2017	3,992	↑
Quarter ending September 2017	4,018	→
Quarter ending December 2017	4,113	↑
<b>Variance since December 2016</b>	<b>14.2%</b>	<b>↑</b>



### ACTIVITY

Cumulative percentage of contracted UDA delivered 2017 & 2018



Month	Adjusted Scheduled Activity (UDA)	
	2017	2018
April	485	311
May	1,471	752
June	2,214	1,601
July	3,321	2,965
August	4,303	3,751
September	5,053	4,748
October	6,286	5,988
November	7,594	7,087
December	8,610	8,514
January	9,616	
February	10,500	
March	11,824	
April	12,248	
May	12,248	
June	12,248	

### QUALITY

	Quantity	Base Number	Contract	LHB	Wales
% of FP17s for the same patient ID Re-attending within 3 months - Children	18	581	3.1%	7.2%	11.0%
% of FP17s for the same patient ID Re-attending within 3 months - Adults	146	2,891	5.1%	13.6%	16.1%
% of FP17s for the same patient ID Re-attending between 3 & 9 months - Children	232	581	39.9%	54.4%	58.9%
% of FP17s for the same patient ID Re-attending between 3 & 9 months - Adults	1,492	2,891	51.6%	53.5%	55.2%
% of FP17s for Band 1 Urgent Courses	71	3,331	2.1%	9.1%	9.0%
% of FP17s Relating to Free Repair or Replacements	5	3,331	0.2%	0.7%	0.7%
% of FP17s Relating to Continuations	12	3,331	0.4%	0.7%	0.8%
% of Patients satisfied with the dentistry they have received	17	23	73.9%	92.5%	91.9%
% of Patients satisfied with the time they had to wait for an appointment	19	23	82.6%	90.3%	87.9%

\* This is based on patients treated on this contract for their most recent course of treatment. Figures in italics indicate the base number of FP17s or Patient Questionnaire responses are less than 100. N/A is shown where the base number of responses is less than 10 during the period. % is calculated as Quantity/Base number\*100



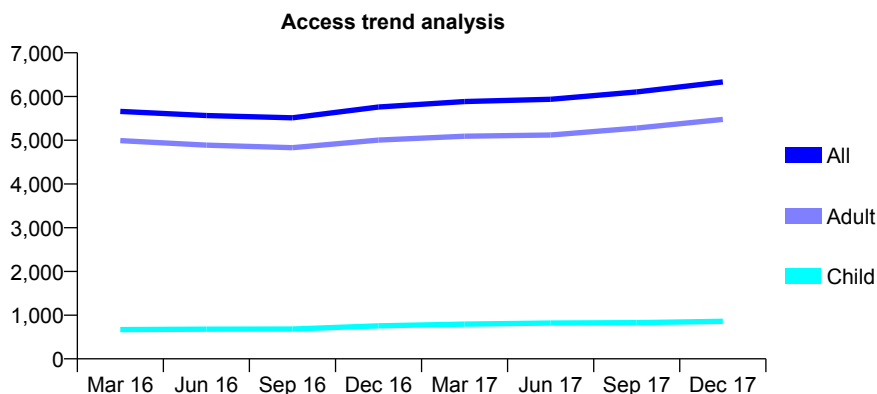
## 7A5 - Vital Signs At a Glance Contract Report for 197955/0001 - December 2017

Name or company name	United Dental Ltd
Contract type name	GDS Contract
Purpose of contract	General
Contract start date	01/01/2012
Contract end date	

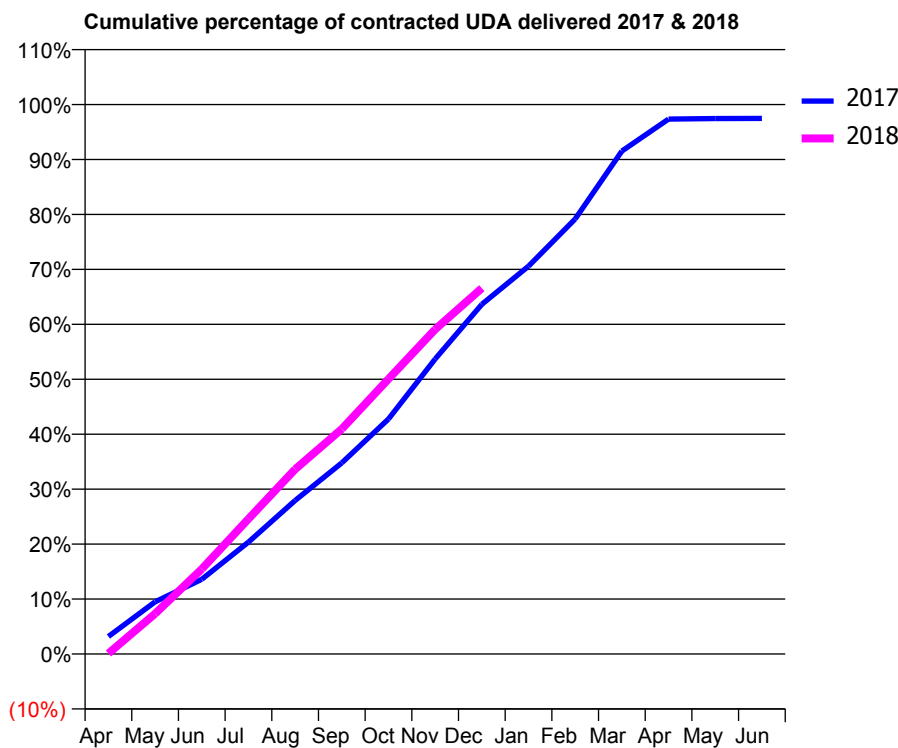
17/18 Contracted general activity (UDA)	21,500
Carry forward general activity (UDA)	546
17/18 Contracted orthodontic activity (UOA)	0
Carry forward orthodontic activity (UOA)	0
Baseline contract value	£515,536.71

### ACCESS\*

Patients seen in 24 months	Total	Change since previous quarter
Quarter ending December 2016	5,759	
Quarter ending March 2017	5,886	↑
Quarter ending June 2017	5,937	→
Quarter ending September 2017	6,104	↑
Quarter ending December 2017	6,335	↑
<b>Variance since December 2016</b>	<b>10.0%</b>	<b>↑</b>



### ACTIVITY



Month	Adjusted Scheduled Activity (UDA)	
	2017	2018
April	684	25
May	2,044	1,579
June	2,924	3,324
July	4,381	5,290
August	6,008	7,230
September	7,480	8,802
October	9,195	10,762
November	11,544	12,704
December	13,681	14,315
January	15,174	
February	17,020	
March	19,679	
April	20,931	
May	20,952	
June	20,954	

### QUALITY

	Quantity	Base Number	Contract	LHB	Wales
% of FP17s for the same patient ID Re-attending within 3 months - Children	55	942	5.8%	7.2%	11.0%
% of FP17s for the same patient ID Re-attending within 3 months - Adults	916	6,072	15.1%	13.6%	16.1%
% of FP17s for the same patient ID Re-attending between 3 & 9 months - Children	533	942	56.6%	54.4%	58.9%
% of FP17s for the same patient ID Re-attending between 3 & 9 months - Adults	2,968	6,072	48.9%	53.5%	55.2%
% of FP17s for Band 1 Urgent Courses	603	6,570	9.2%	9.1%	9.0%
% of FP17s Relating to Free Repair or Replacements	118	6,570	1.8%	0.7%	0.7%
% of FP17s Relating to Continuations	93	6,570	1.4%	0.7%	0.8%
% of Patients satisfied with the dentistry they have received	40	40	100.0%	92.5%	91.9%
% of Patients satisfied with the time they had to wait for an appointment	38	40	95.0%	90.3%	87.9%

\* This is based on patients treated on this contract for their most recent course of treatment. Figures in italics indicate the base number of FP17s or Patient Questionnaire responses are less than 100. N/A is shown where the base number of responses is less than 10 during the period. % is calculated as Quantity/Base number\*100

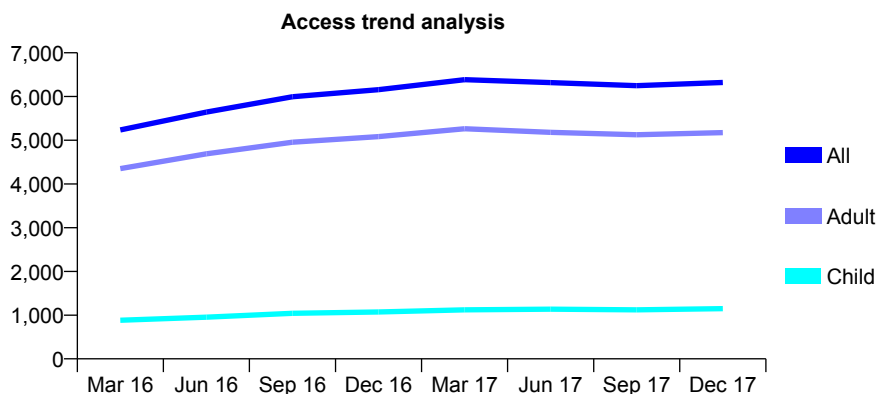
## 7A5 - Vital Signs At a Glance Contract Report for 197955/0002 - December 2017

Name or company name	United Dental Ltd
Contract type name	GDS Contract
Purpose of contract	General
Contract start date	01/04/2015
Contract end date	

17/18 Contracted general activity (UDA)	21,500
Carry forward general activity (UDA)	860
17/18 Contracted orthodontic activity (UOA)	0
Carry forward orthodontic activity (UOA)	0
Baseline contract value	£515,536.70

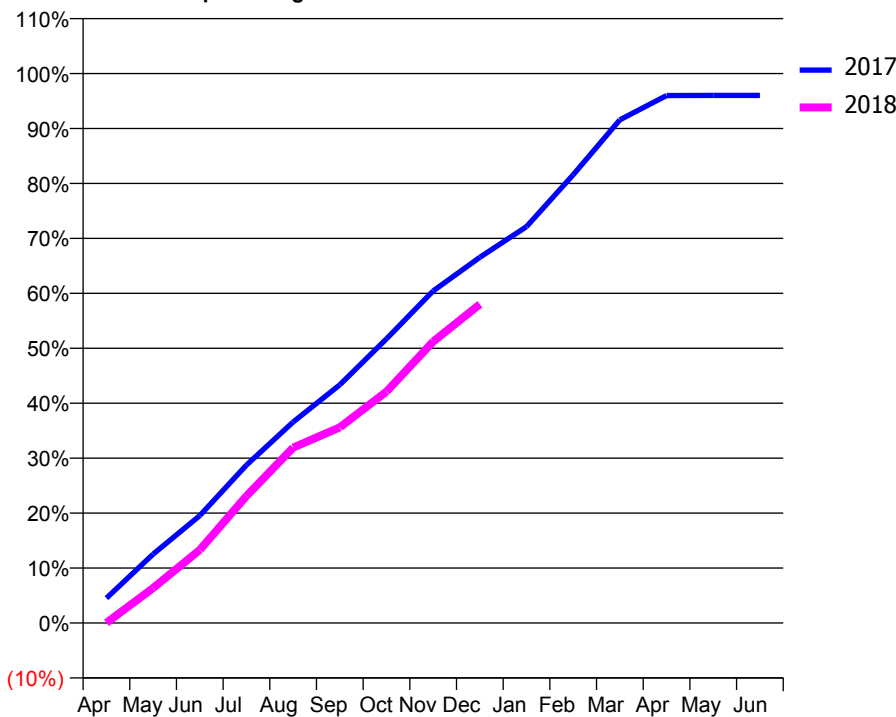
### ACCESS\*

Patients seen in 24 months	Total	Change since previous quarter
Quarter ending December 2016	6,157	
Quarter ending March 2017	6,384	↑
Quarter ending June 2017	6,317	↓
Quarter ending September 2017	6,247	↓
Quarter ending December 2017	6,322	→
<b>Variance since December 2016</b>	<b>2.7%</b>	<b>↑</b>



### ACTIVITY

Cumulative percentage of contracted UDA delivered 2017 & 2018



Month	Adjusted Scheduled Activity (UDA)	
	2017	2018
April	972	10
May	2,693	1,369
June	4,202	2,862
July	6,180	4,970
August	7,867	6,866
September	9,321	7,656
October	11,122	9,055
November	12,995	11,011
December	14,310	12,472
January	15,506	
February	17,537	
March	19,690	
April	20,640	
May	20,640	
June	20,640	

### QUALITY

	Quantity	Base Number	Contract	LHB	Wales
% of FP17s for the same patient ID Re-attending within 3 months - Children	49	1,250	3.9%	7.2%	11.0%
% of FP17s for the same patient ID Re-attending within 3 months - Adults	547	5,443	10.0%	13.6%	16.1%
% of FP17s for the same patient ID Re-attending between 3 & 9 months - Children	807	1,250	64.6%	54.4%	58.9%
% of FP17s for the same patient ID Re-attending between 3 & 9 months - Adults	3,088	5,443	56.7%	53.5%	55.2%
% of FP17s for Band 1 Urgent Courses	352	6,337	5.6%	9.1%	9.0%
% of FP17s Relating to Free Repair or Replacements	61	6,337	1.0%	0.7%	0.7%
% of FP17s Relating to Continuations	41	6,337	0.6%	0.7%	0.8%
% of Patients satisfied with the dentistry they have received	51	55	92.7%	92.5%	91.9%
% of Patients satisfied with the time they had to wait for an appointment	53	55	96.4%	90.3%	87.9%

\* This is based on patients treated on this contract for their most recent course of treatment. Figures in italics indicate the base number of FP17s or Patient Questionnaire responses are less than 100. N/A is shown where the base number of responses is less than 10 during the period. % is calculated as Quantity/Base number\*100

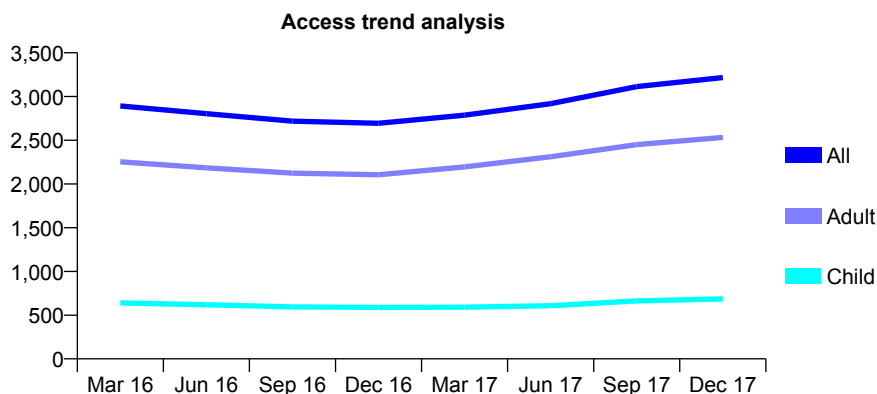
## 7A5 - Vital Signs At a Glance Contract Report for 199915/0001 - December 2017

Name or company name	IDH 441 to 444 Ltd
Contract type name	GDS Contract
Purpose of contract	General
Contract start date	04/04/2008
Contract end date	

17/18 Contracted general activity (UDA)	7,333
Carry forward general activity (UDA)	0
17/18 Contracted orthodontic activity (UOA)	0
Carry forward orthodontic activity (UOA)	0
Baseline contract value	£197,699.93

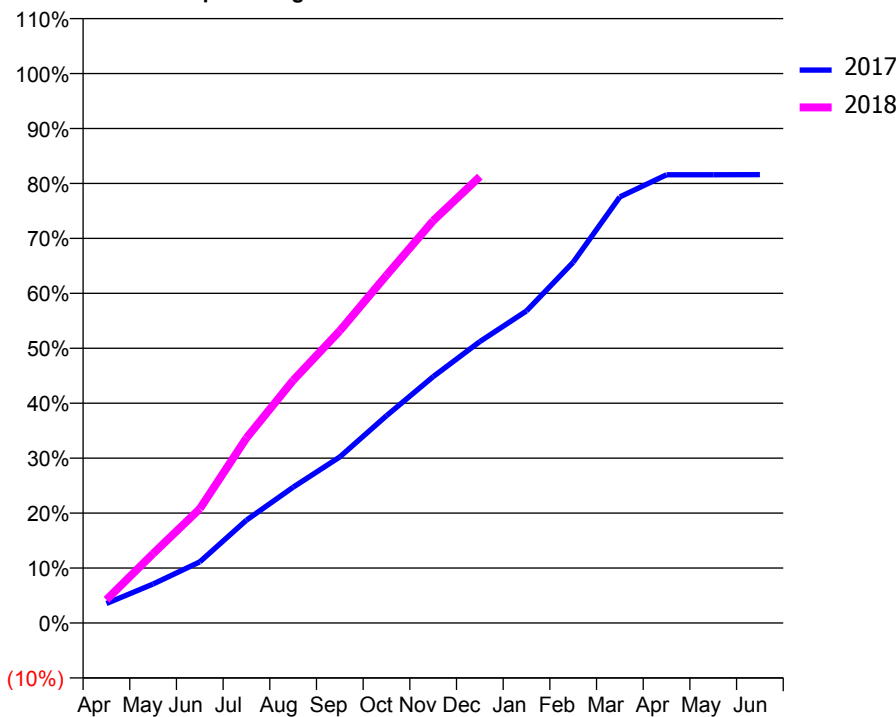
### ACCESS\*

Patients seen in 24 months	Total	Change since previous quarter
Quarter ending December 2016	2,694	
Quarter ending March 2017	2,787	↑
Quarter ending June 2017	2,918	↑
Quarter ending September 2017	3,113	↑
Quarter ending December 2017	3,217	↑
<b>Variance since December 2016</b>	<b>19.4%</b>	<b>↑</b>



### ACTIVITY

Cumulative percentage of contracted UDA delivered 2017 & 2018



Month	Adjusted Scheduled Activity (UDA)	
	2017	2018
April	302	310
May	600	926
June	944	1,525
July	1,587	2,469
August	2,094	3,238
September	2,560	3,900
October	3,197	4,640
November	3,799	5,367
December	4,339	5,956
January	4,813	
February	5,564	
March	6,571	
April	6,912	
May	6,911	
June	6,914	

### QUALITY

	Quantity	Base Number	Contract	LHB	Wales
% of FP17s for the same patient ID Re-attending within 3 months - Children	22	595	3.7%	7.2%	11.0%
% of FP17s for the same patient ID Re-attending within 3 months - Adults	126	2,128	5.9%	13.6%	16.1%
% of FP17s for the same patient ID Re-attending between 3 & 9 months - Children	242	595	40.7%	54.4%	58.9%
% of FP17s for the same patient ID Re-attending between 3 & 9 months - Adults	930	2,128	43.7%	53.5%	55.2%
% of FP17s for Band 1 Urgent Courses	106	2,580	4.1%	9.1%	9.0%
% of FP17s Relating to Free Repair or Replacements	9	2,580	0.3%	0.7%	0.7%
% of FP17s Relating to Continuations	10	2,580	0.4%	0.7%	0.8%
% of Patients satisfied with the dentistry they have received	17	19	89.5%	92.5%	91.9%
% of Patients satisfied with the time they had to wait for an appointment	17	19	89.5%	90.3%	87.9%

\* This is based on patients treated on this contract for their most recent course of treatment. Figures in italics indicate the base number of FP17s or Patient Questionnaire responses are less than 100. N/A is shown where the base number of responses is less than 10 during the period. % is calculated as Quantity/Base number\*100

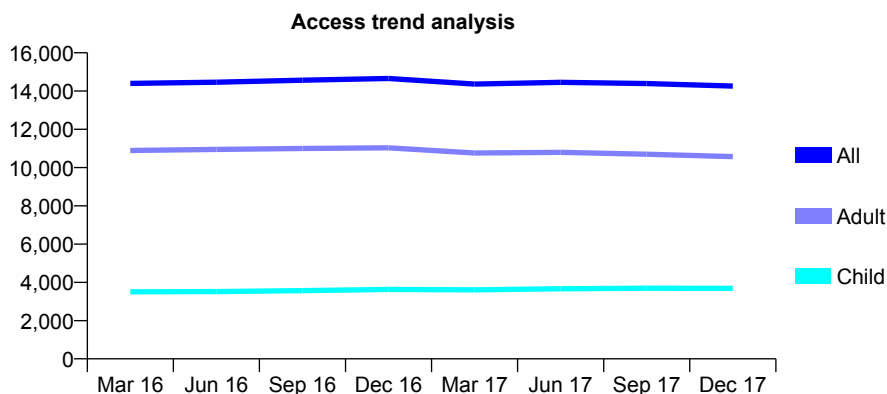
## 7A5 - Vital Signs At a Glance Contract Report for 199915/0002 - December 2017

Name or company name	IDH 441 to 444 Ltd
Contract type name	GDS Contract
Purpose of contract	General
Contract start date	04/04/2008
Contract end date	

17/18 Contracted general activity (UDA)	32,667
Carry forward general activity (UDA)	0
17/18 Contracted orthodontic activity (UOA)	0
Carry forward orthodontic activity (UOA)	0
Baseline contract value	£767,829.18

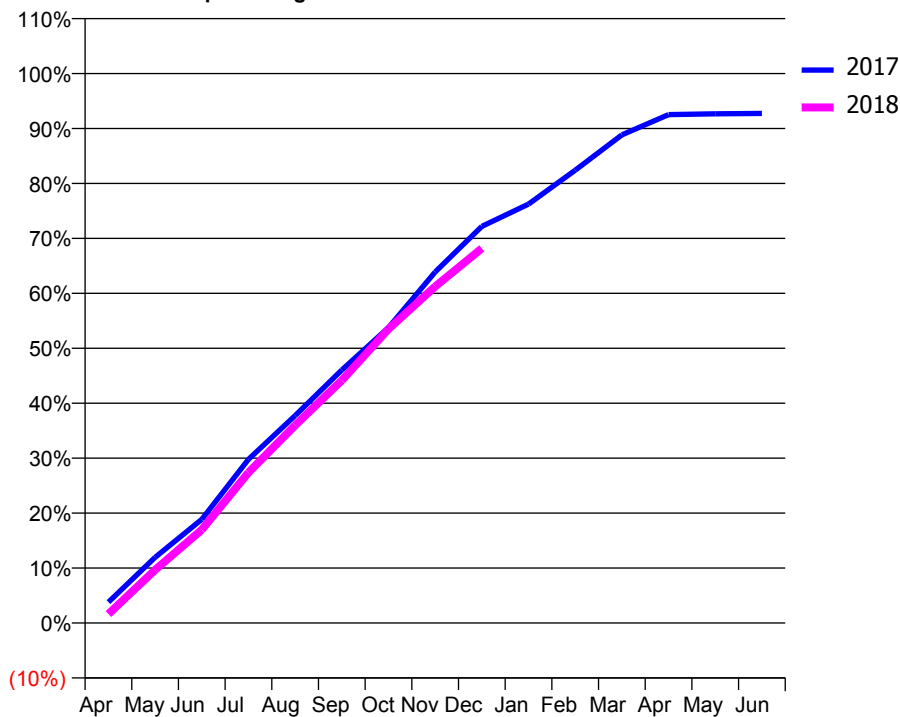
### ACCESS\*

Patients seen in 24 months	Total	Change since previous quarter
Quarter ending December 2016	14,661	
Quarter ending March 2017	14,365	↓
Quarter ending June 2017	14,455	→
Quarter ending September 2017	14,395	→
Quarter ending December 2017	14,258	→
<b>Variance since December 2016</b>	<b>(2.7%)</b>	<b>↓</b>



### ACTIVITY

Cumulative percentage of contracted UDA delivered 2017 & 2018



Month	Adjusted Scheduled Activity (UDA)	
	2017	2018
April	1,308	538
May	4,129	3,160
June	6,514	5,541
July	10,282	8,944
August	13,031	11,750
September	15,891	14,422
October	18,561	17,473
November	22,048	20,008
December	24,918	22,269
January	26,317	
February	28,442	
March	30,663	
April	31,933	
May	31,988	
June	32,010	

### QUALITY

	Quantity	Base Number	Contract	LHB	Wales
% of FP17s for the same patient ID Re-attending within 3 months - Children	72	2,979	2.4%	7.2%	11.0%
% of FP17s for the same patient ID Re-attending within 3 months - Adults	555	8,047	6.9%	13.6%	16.1%
% of FP17s for the same patient ID Re-attending between 3 & 9 months - Children	1,175	2,979	39.4%	54.4%	58.9%
% of FP17s for the same patient ID Re-attending between 3 & 9 months - Adults	3,054	8,047	38.0%	53.5%	55.2%
% of FP17s for Band 1 Urgent Courses	488	10,516	4.6%	9.1%	9.0%
% of FP17s Relating to Free Repair or Replacements	51	10,516	0.5%	0.7%	0.7%
% of FP17s Relating to Continuations	49	10,516	0.5%	0.7%	0.8%
% of Patients satisfied with the dentistry they have received	55	62	88.7%	92.5%	91.9%
% of Patients satisfied with the time they had to wait for an appointment	50	62	80.6%	90.3%	87.9%

\* This is based on patients treated on this contract for their most recent course of treatment. Figures in italics indicate the base number of FP17s or Patient Questionnaire responses are less than 100. N/A is shown where the base number of responses is less than 10 during the period. % is calculated as Quantity/Base number\*100

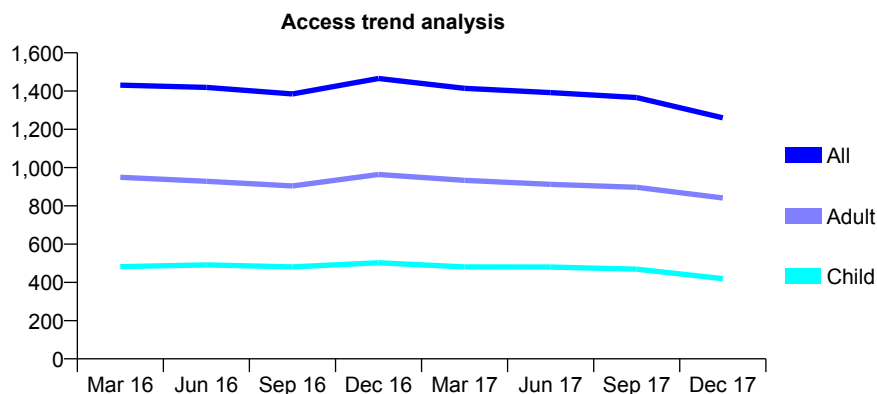
## 7A5 - Vital Signs At a Glance Contract Report for 228826/0002 - December 2017

Name or company name	MRS JA DAVIES
Contract type name	GDS Contract
Purpose of contract	General
Contract start date	01/04/2012
Contract end date	31/10/2017

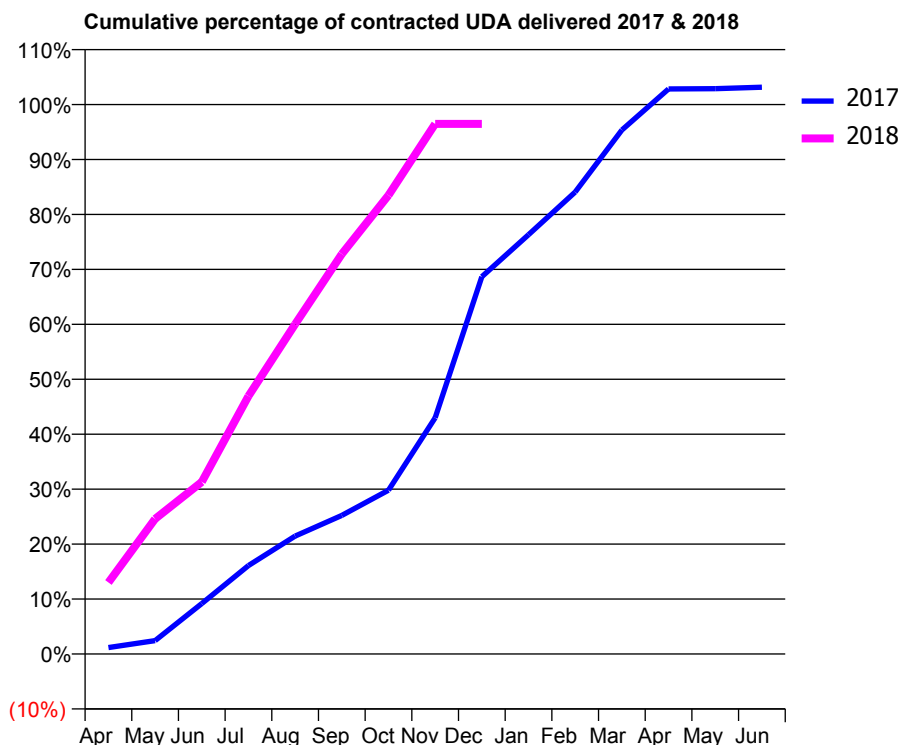
17/18 Contracted general activity (UDA)	2,850
Carry forward general activity (UDA)	-153
17/18 Contracted orthodontic activity (UOA)	0
Carry forward orthodontic activity (UOA)	0
Baseline contract value	£76,490.21

### ACCESS\*

Patients seen in 24 months	Total	Change since previous quarter
Quarter ending December 2016	1,466	
Quarter ending March 2017	1,414	↓
Quarter ending June 2017	1,392	↓
Quarter ending September 2017	1,366	↓
Quarter ending December 2017	1,260	↓
<b>Variance since December 2016</b>	<b>(14.1%)</b>	<b>↓</b>



### ACTIVITY



Month	Adjusted Scheduled Activity (UDA)	
	2017	2018
April	58	371
May	119	701
June	448	892
July	787	1,338
August	1,049	1,711
September	1,232	2,074
October	1,457	2,380
November	2,100	2,750
December	3,355	2,750
January	3,729	
February	4,108	
March	4,659	
April	5,024	
May	5,027	
June	5,039	

### QUALITY

	Quantity	Base Number	Contract	LHB	Wales
% of FP17s for the same patient ID Re-attending within 3 months - Children	21	292	7.2%	7.2%	11.0%
% of FP17s for the same patient ID Re-attending within 3 months - Adults	76	576	13.2%	13.6%	16.1%
% of FP17s for the same patient ID Re-attending between 3 & 9 months - Children	98	292	33.6%	54.4%	58.9%
% of FP17s for the same patient ID Re-attending between 3 & 9 months - Adults	207	576	35.9%	53.5%	55.2%
% of FP17s for Band 1 Urgent Courses	75	784	9.6%	9.1%	9.0%
% of FP17s Relating to Free Repair or Replacements	0	784	0.0%	0.7%	0.7%
% of FP17s Relating to Continuations	11	784	1.4%	0.7%	0.8%
% of Patients satisfied with the dentistry they have received	5	5	N/A	92.5%	91.9%
% of Patients satisfied with the time they had to wait for an appointment	5	5	N/A	90.3%	87.9%

\* This is based on patients treated on this contract for their most recent course of treatment. Figures in italics indicate the base number of FP17s or Patient Questionnaire responses are less than 100. N/A is shown where the base number of responses is less than 10 during the period. % is calculated as Quantity/Base number\*100

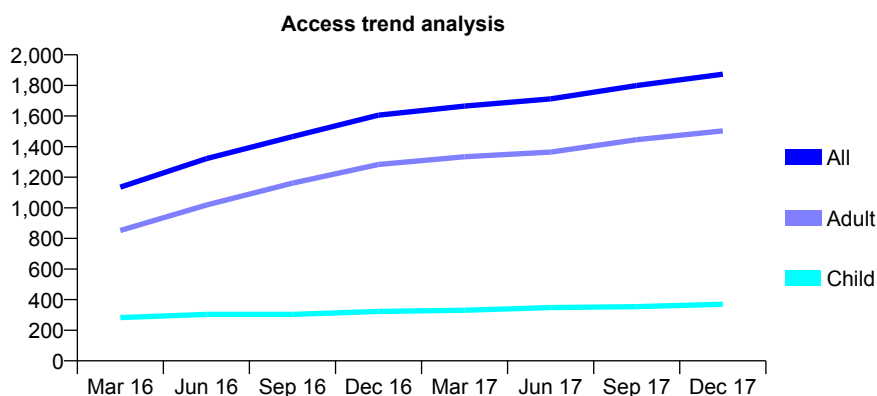
## 7A5 - Vital Signs At a Glance Contract Report for 239186/0001 - December 2017

Name or company name	MR NA WILSON
Contract type name	GDS Contract
Purpose of contract	General
Contract start date	01/04/2006
Contract end date	

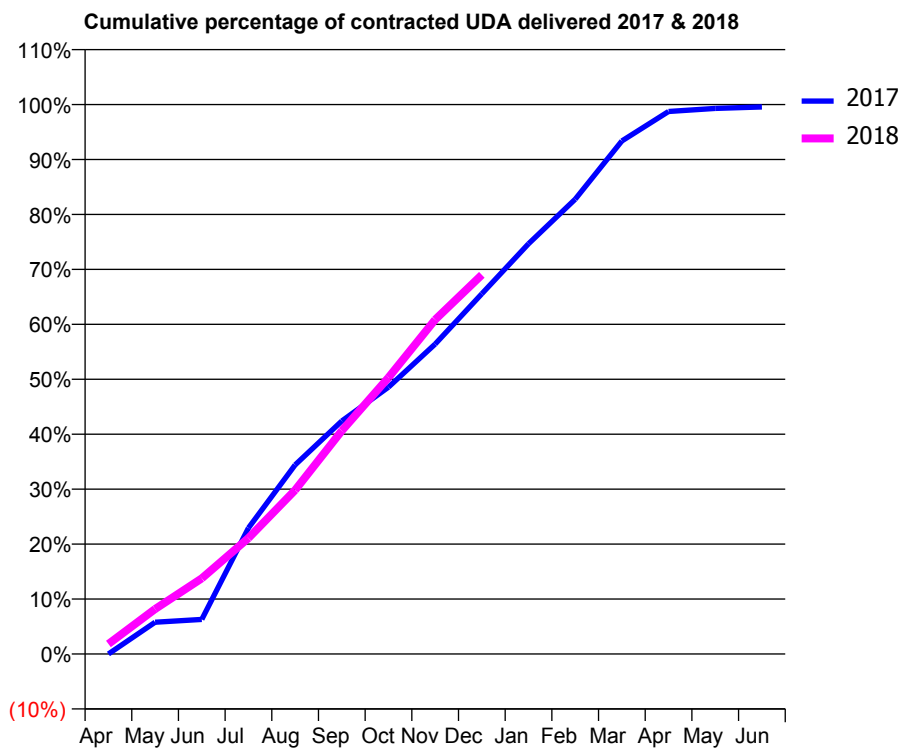
17/18 Contracted general activity (UDA)	6,200
Carry forward general activity (UDA)	28
17/18 Contracted orthodontic activity (UOA)	0
Carry forward orthodontic activity (UOA)	0
Baseline contract value	£110,865.50

### ACCESS\*

Patients seen in 24 months	Total	Change since previous quarter
Quarter ending December 2016	1,606	
Quarter ending March 2017	1,665	↑
Quarter ending June 2017	1,712	↑
Quarter ending September 2017	1,799	↑
Quarter ending December 2017	1,873	↑
<b>Variance since December 2016</b>	<b>16.6%</b>	<b>↑</b>



### ACTIVITY



Month	Adjusted Scheduled Activity (UDA)	
	2017	2018
April	0	113
May	359	507
June	391	854
July	1,422	1,309
August	2,134	1,850
September	2,629	2,519
October	3,011	3,120
November	3,498	3,772
December	4,065	4,278
January	4,628	
February	5,132	
March	5,788	
April	6,122	
May	6,155	
June	6,172	

### QUALITY

	Quantity	Base Number	Contract	LHB	Wales
% of FP17s for the same patient ID Re-attending within 3 months - Children	56	432	13.0%	7.2%	11.0%
% of FP17s for the same patient ID Re-attending within 3 months - Adults	421	1,636	25.7%	13.6%	16.1%
% of FP17s for the same patient ID Re-attending between 3 & 9 months - Children	247	432	57.2%	54.4%	58.9%
% of FP17s for the same patient ID Re-attending between 3 & 9 months - Adults	672	1,636	41.1%	53.5%	55.2%
% of FP17s for Band 1 Urgent Courses	355	1,919	18.5%	9.1%	9.0%
% of FP17s Relating to Free Repair or Replacements	20	1,919	1.0%	0.7%	0.7%
% of FP17s Relating to Continuations	4	1,919	0.2%	0.7%	0.8%
% of Patients satisfied with the dentistry they have received	6	7	N/A	92.5%	91.9%
% of Patients satisfied with the time they had to wait for an appointment	6	7	N/A	90.3%	87.9%

\* This is based on patients treated on this contract for their most recent course of treatment. Figures in italics indicate the base number of FP17s or Patient Questionnaire responses are less than 100. N/A is shown where the base number of responses is less than 10 during the period. % is calculated as Quantity/Base number\*100

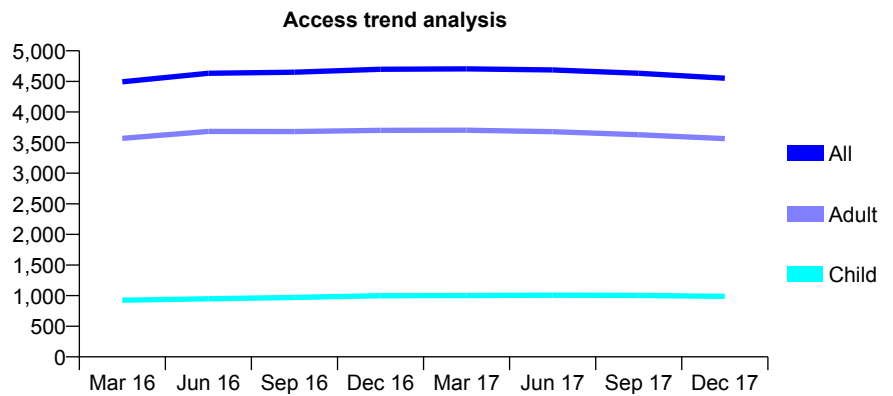
## 7A5 - Vital Signs At a Glance Contract Report for 245682/0001 - December 2017

Name or company name	MR M NEWLAND
Contract type name	GDS Contract
Purpose of contract	General
Contract start date	01/11/2008
Contract end date	

17/18 Contracted general activity (UDA)	12,425
Carry forward general activity (UDA)	-479
17/18 Contracted orthodontic activity (UOA)	0
Carry forward orthodontic activity (UOA)	0
Baseline contract value	£300,853.34

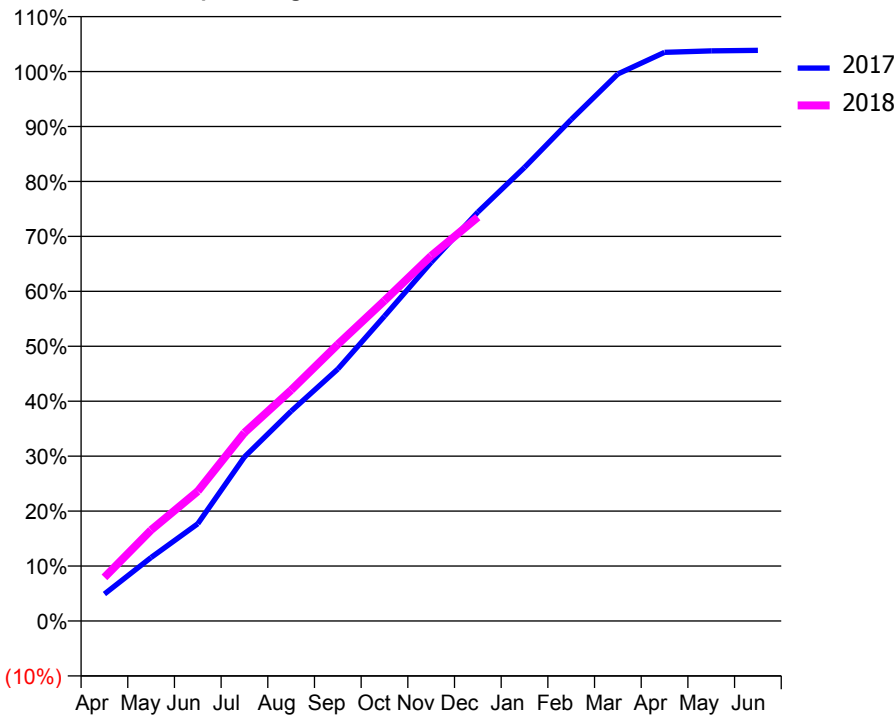
### ACCESS\*

Patients seen in 24 months	Total	Change since previous quarter
Quarter ending December 2016	4,699	
Quarter ending March 2017	4,704	→
Quarter ending June 2017	4,687	→
Quarter ending September 2017	4,632	↓
Quarter ending December 2017	4,553	↓
<b>Variance since December 2016</b>	<b>(3.1%)</b>	<b>↓</b>



### ACTIVITY

Cumulative percentage of contracted UDA delivered 2017 & 2018



Month	Adjusted Scheduled Activity (UDA)	
	2017	2018
April	609	988
May	1,435	2,059
June	2,201	2,934
July	3,710	4,258
August	4,745	5,221
September	5,696	6,255
October	6,893	7,243
November	8,108	8,257
December	9,247	9,130
January	10,255	
February	11,338	
March	12,369	
April	12,857	
May	12,890	
June	12,904	

### QUALITY

	Quantity	Base Number	Contract	LHB	Wales
% of FP17s for the same patient ID Re-attending within 3 months - Children	65	1,120	5.8%	7.2%	11.0%
% of FP17s for the same patient ID Re-attending within 3 months - Adults	375	3,840	9.8%	13.6%	16.1%
% of FP17s for the same patient ID Re-attending between 3 & 9 months - Children	634	1,120	56.6%	54.4%	58.9%
% of FP17s for the same patient ID Re-attending between 3 & 9 months - Adults	1,993	3,840	51.9%	53.5%	55.2%
% of FP17s for Band 1 Urgent Courses	310	4,739	6.5%	9.1%	9.0%
% of FP17s Relating to Free Repair or Replacements	16	4,739	0.3%	0.7%	0.7%
% of FP17s Relating to Continuations	22	4,739	0.5%	0.7%	0.8%
% of Patients satisfied with the dentistry they have received	44	44	100.0%	92.5%	91.9%
% of Patients satisfied with the time they had to wait for an appointment	39	44	88.6%	90.3%	87.9%

\* This is based on patients treated on this contract for their most recent course of treatment. Figures in italics indicate the base number of FP17s or Patient Questionnaire responses are less than 100. N/A is shown where the base number of responses is less than 10 during the period. % is calculated as Quantity/Base number\*100

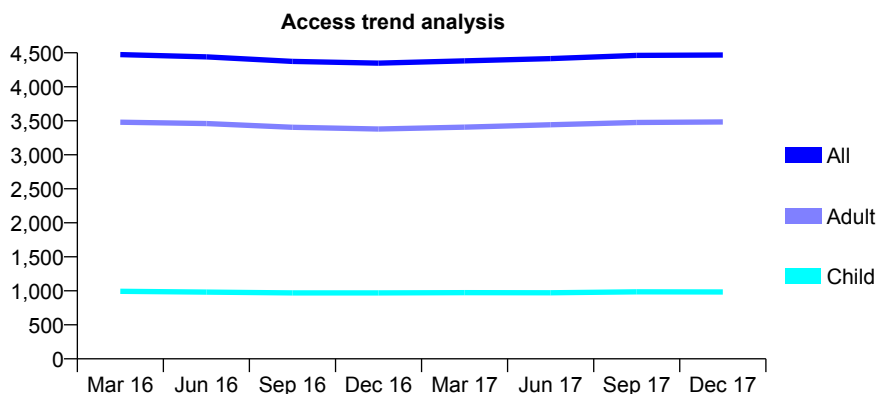
## 7A5 - Vital Signs At a Glance Contract Report for 324035/0001 - December 2017

Name or company name	MR PS JOHN
Contract type name	GDS Contract
Purpose of contract	General and Orthodontic
Contract start date	01/04/2006
Contract end date	

17/18 Contracted general activity (UDA)	15,844
Carry forward general activity (UDA)	0
17/18 Contracted orthodontic activity (UOA)	447
Carry forward orthodontic activity (UOA)	0
Baseline contract value	£382,755.03

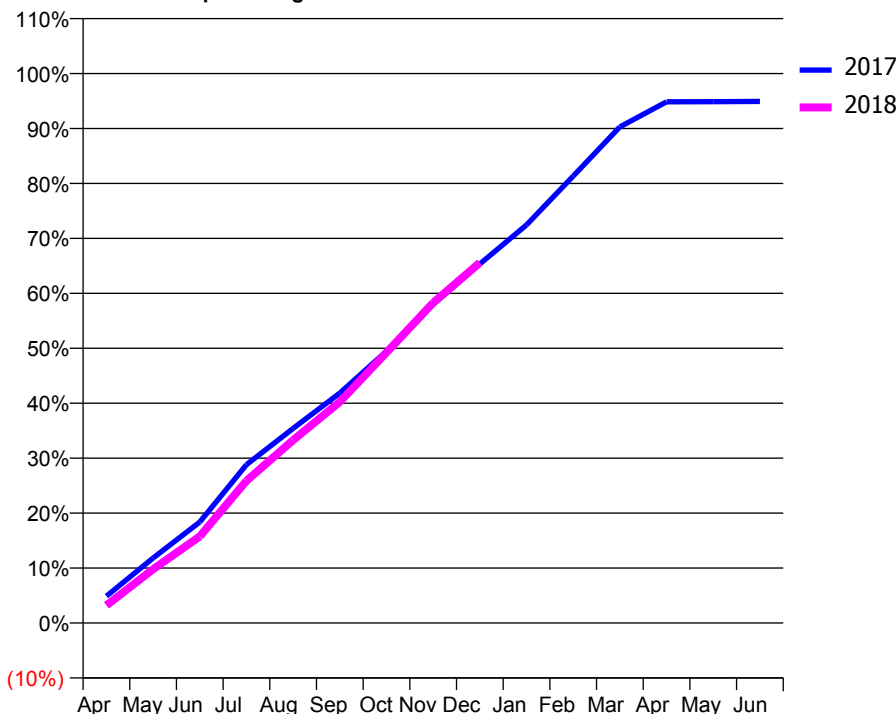
### ACCESS\*

Patients seen in 24 months	Total	Change since previous quarter
Quarter ending December 2016	4,348	
Quarter ending March 2017	4,381	→
Quarter ending June 2017	4,414	→
Quarter ending September 2017	4,461	→
Quarter ending December 2017	4,467	→
<b>Variance since December 2016</b>	<b>2.7%</b>	<b>↑</b>



### ACTIVITY

Cumulative percentage of contracted UDA delivered 2017 & 2018



Month	Adjusted Scheduled Activity (UDA)	
	2017	2018
April	775	510
May	1,875	1,550
June	2,911	2,498
July	4,568	4,102
August	5,612	5,273
September	6,632	6,376
October	7,837	7,799
November	9,192	9,234
December	10,353	10,392
January	11,479	
February	12,886	
March	14,306	
April	15,028	
May	15,032	
June	15,038	

### QUALITY

	Quantity	Base Number	Contract	LHB	Wales
% of FP17s for the same patient ID Re-attending within 3 months - Children	71	1,235	5.7%	7.2%	11.0%
% of FP17s for the same patient ID Re-attending within 3 months - Adults	491	4,684	10.5%	13.6%	16.1%
% of FP17s for the same patient ID Re-attending between 3 & 9 months - Children	861	1,235	69.7%	54.4%	58.9%
% of FP17s for the same patient ID Re-attending between 3 & 9 months - Adults	3,454	4,684	73.7%	53.5%	55.2%
% of FP17s for Band 1 Urgent Courses	311	5,558	5.6%	9.1%	9.0%
% of FP17s Relating to Free Repair or Replacements	0	5,558	0.0%	0.7%	0.7%
% of FP17s Relating to Continuations	39	5,558	0.7%	0.7%	0.8%
% of Patients satisfied with the dentistry they have received	32	34	94.1%	92.5%	91.9%
% of Patients satisfied with the time they had to wait for an appointment	30	34	88.2%	90.3%	87.9%

\* This is based on patients treated on this contract for their most recent course of treatment. Figures in italics indicate the base number of FP17s or Patient Questionnaire responses are less than 100. N/A is shown where the base number of responses is less than 10 during the period. % is calculated as Quantity/Base number\*100



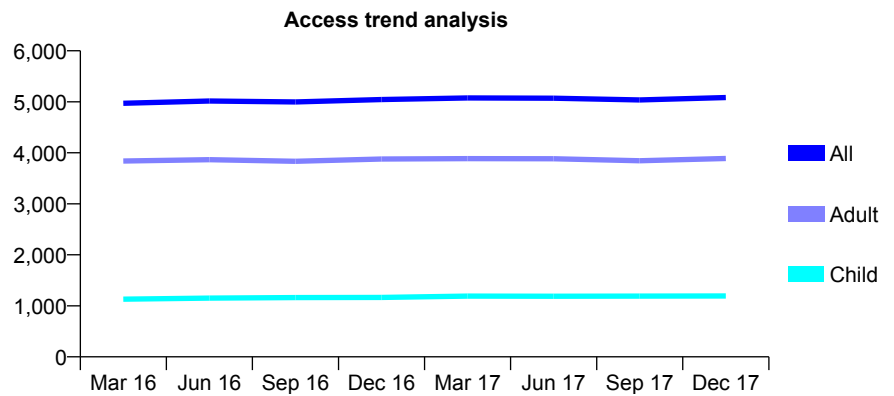
## 7A5 - Vital Signs At a Glance Contract Report for 324590/0001 - December 2017

Name or company name	MRS JM GRIFFITHS
Contract type name	GDS Contract
Purpose of contract	General
Contract start date	01/04/2006
Contract end date	

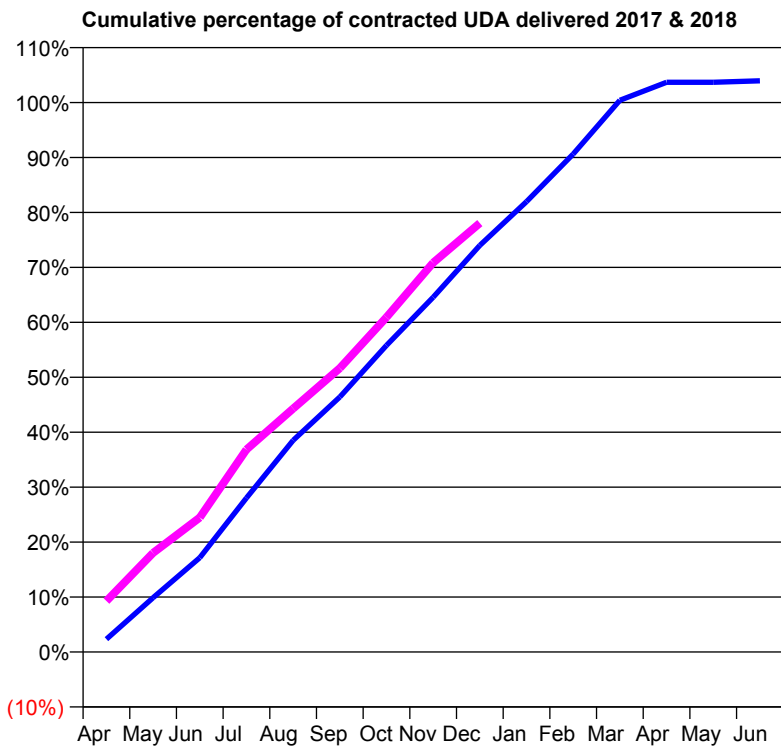
17/18 Contracted general activity (UDA)	13,388
Carry forward general activity (UDA)	-588
17/18 Contracted orthodontic activity (UOA)	0
Carry forward orthodontic activity (UOA)	0
Baseline contract value	£371,975.83

### ACCESS\*

Patients seen in 24 months	Total	Change since previous quarter
Quarter ending December 2016	5,044	
Quarter ending March 2017	5,075	→
Quarter ending June 2017	5,071	→
Quarter ending September 2017	5,036	→
Quarter ending December 2017	5,083	→
<b>Variance since December 2016</b>	<b>0.8%</b>	<b>→</b>



### ACTIVITY



Month	Adjusted Scheduled Activity (UDA)	
	2017	2018
April	349	1,243
May	1,473	2,414
June	2,555	3,278
July	4,171	4,932
August	5,731	5,929
September	6,904	6,915
October	8,300	8,155
November	9,603	9,484
December	11,007	10,451
January	12,194	
February	13,480	
March	14,935	
April	15,424	
May	15,424	
June	15,464	

### QUALITY

	Quantity	Base Number	Contract	LHB	Wales
% of FP17s for the same patient ID Re-attending within 3 months - Children	88	1,149	7.7%	7.2%	11.0%
% of FP17s for the same patient ID Re-attending within 3 months - Adults	461	3,824	12.1%	13.6%	16.1%
% of FP17s for the same patient ID Re-attending between 3 & 9 months - Children	623	1,149	54.2%	54.4%	58.9%
% of FP17s for the same patient ID Re-attending between 3 & 9 months - Adults	2,233	3,824	58.4%	53.5%	55.2%
% of FP17s for Band 1 Urgent Courses	418	4,700	8.9%	9.1%	9.0%
% of FP17s Relating to Free Repair or Replacements	15	4,700	0.3%	0.7%	0.7%
% of FP17s Relating to Continuations	38	4,700	0.8%	0.7%	0.8%
% of Patients satisfied with the dentistry they have received	36	36	100.0%	92.5%	91.9%
% of Patients satisfied with the time they had to wait for an appointment	35	36	97.2%	90.3%	87.9%

\* This is based on patients treated on this contract for their most recent course of treatment. Figures in italics indicate the base number of FP17s or Patient Questionnaire responses are less than 100. N/A is shown where the base number of responses is less than 10 during the period. % is calculated as Quantity/Base number\*100

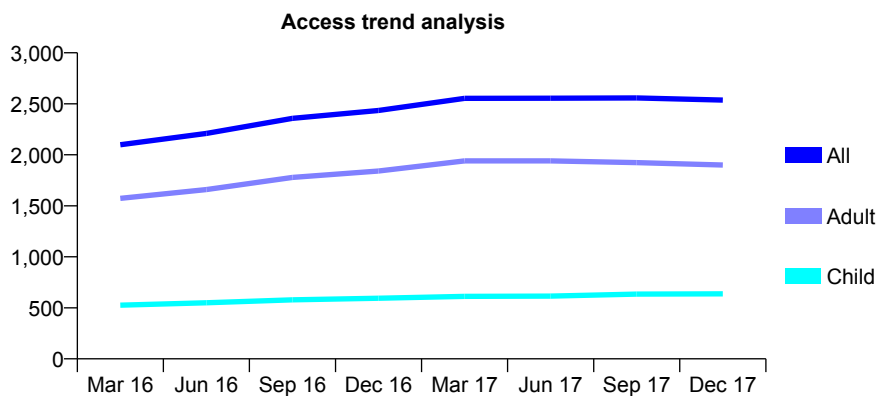
## 7A5 - Vital Signs At a Glance Contract Report for 377023/0001 - December 2017

Name or company name	MISS CL DAVIES
Contract type name	GDS Contract
Purpose of contract	General
Contract start date	01/04/2015
Contract end date	

17/18 Contracted general activity (UDA)	9,166
Carry forward general activity (UDA)	86
17/18 Contracted orthodontic activity (UOA)	0
Carry forward orthodontic activity (UOA)	0
Baseline contract value	£179,616.22

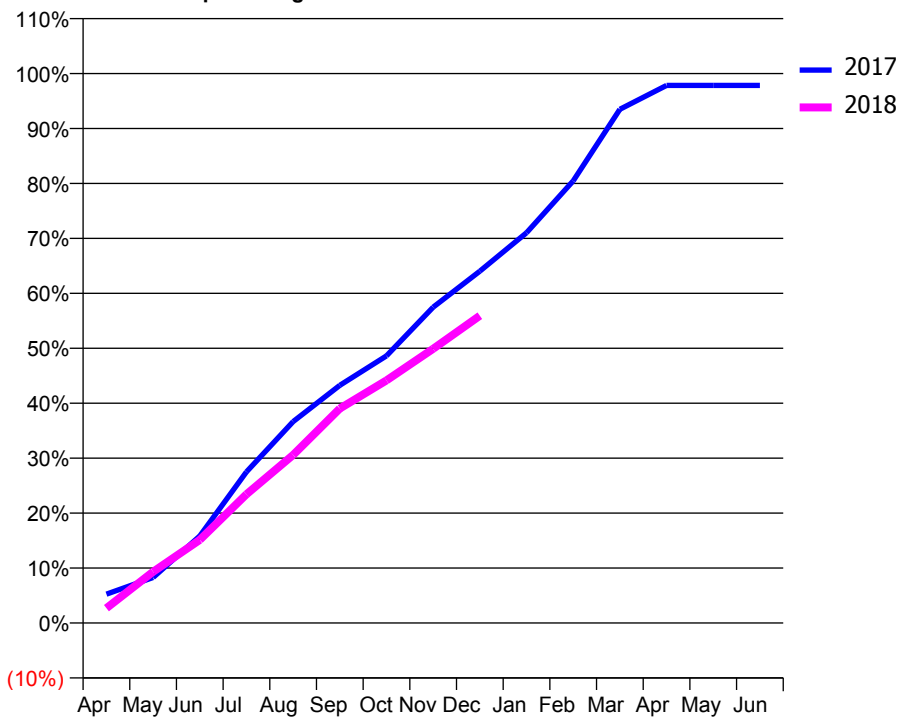
### ACCESS\*

Patients seen in 24 months	Total	Change since previous quarter
Quarter ending December 2016	2,435	
Quarter ending March 2017	2,554	↑
Quarter ending June 2017	2,555	→
Quarter ending September 2017	2,557	→
Quarter ending December 2017	2,537	→
<b>Variance since December 2016</b>	<b>4.2%</b>	<b>↑</b>



### ACTIVITY

Cumulative percentage of contracted UDA delivered 2017 & 2018



Month	Adjusted Scheduled Activity (UDA)	
	2017	2018
April	481	247
May	759	854
June	1,450	1,386
July	2,522	2,147
August	3,359	2,803
September	3,964	3,578
October	4,457	4,048
November	5,269	4,574
December	5,868	5,127
January	6,509	
February	7,375	
March	8,569	
April	8,967	
May	8,967	
June	8,968	

### QUALITY

	Quantity	Base Number	Contract	LHB	Wales
% of FP17s for the same patient ID Re-attending within 3 months - Children	54	731	7.4%	7.2%	11.0%
% of FP17s for the same patient ID Re-attending within 3 months - Adults	219	2,089	10.5%	13.6%	16.1%
% of FP17s for the same patient ID Re-attending between 3 & 9 months - Children	423	731	57.9%	54.4%	58.9%
% of FP17s for the same patient ID Re-attending between 3 & 9 months - Adults	1,306	2,089	62.5%	53.5%	55.2%
% of FP17s for Band 1 Urgent Courses	158	2,651	6.0%	9.1%	9.0%
% of FP17s Relating to Free Repair or Replacements	3	2,651	0.1%	0.7%	0.7%
% of FP17s Relating to Continuations	41	2,651	1.5%	0.7%	0.8%
% of Patients satisfied with the dentistry they have received	16	17	94.1%	92.5%	91.9%
% of Patients satisfied with the time they had to wait for an appointment	17	17	100.0%	90.3%	87.9%

\* This is based on patients treated on this contract for their most recent course of treatment. Figures in italics indicate the base number of FP17s or Patient Questionnaire responses are less than 100. N/A is shown where the base number of responses is less than 10 during the period. % is calculated as Quantity/Base number\*100

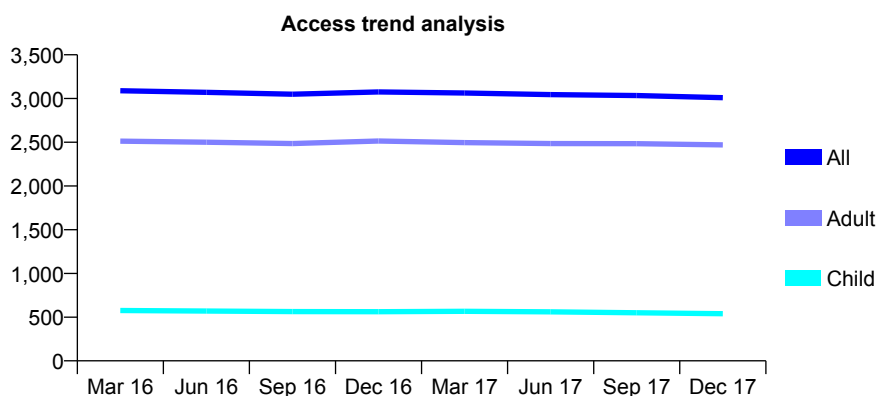
## 7A5 - Vital Signs At a Glance Contract Report for 573531/0001 - December 2017

Name or company name	MR PB JAMES
Contract type name	GDS Contract
Purpose of contract	General
Contract start date	01/04/2006
Contract end date	

17/18 Contracted general activity (UDA)	8,000
Carry forward general activity (UDA)	-166
17/18 Contracted orthodontic activity (UOA)	0
Carry forward orthodontic activity (UOA)	0
Baseline contract value	£193,309.78

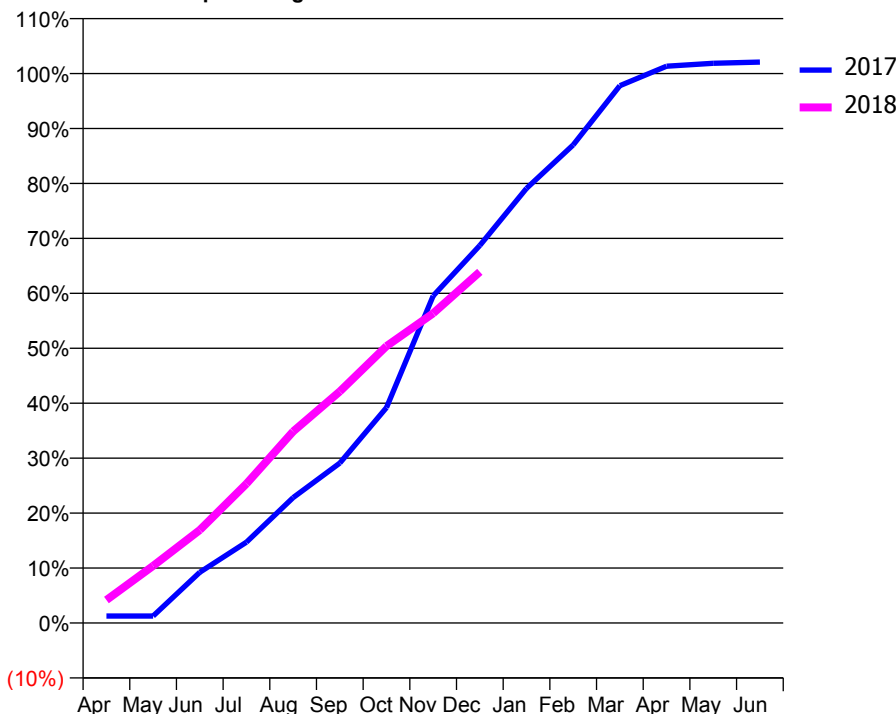
### ACCESS\*

Patients seen in 24 months	Total	Change since previous quarter
Quarter ending December 2016	3,076	
Quarter ending March 2017	3,063	→
Quarter ending June 2017	3,045	→
Quarter ending September 2017	3,034	→
Quarter ending December 2017	3,009	→
<b>Variance since December 2016</b>	<b>(2.2%)</b>	<b>↓</b>



### ACTIVITY

**Cumulative percentage of contracted UDA delivered 2017 & 2018**



**Adjusted Scheduled Activity (UDA)**

Month	2017	2018
April	101	334
May	101	832
June	738	1,354
July	1,177	2,027
August	1,826	2,788
September	2,329	3,371
October	3,136	4,031
November	4,763	4,509
December	5,497	5,112
January	6,328	
February	6,961	
March	7,823	
April	8,106	
May	8,150	
June	8,166	

### QUALITY

	Quantity	Base Number	Contract	LHB	Wales
% of FP17s for the same patient ID Re-attending within 3 months - Children	23	535	4.3%	7.2%	11.0%
% of FP17s for the same patient ID Re-attending within 3 months - Adults	223	1,815	12.3%	13.6%	16.1%
% of FP17s for the same patient ID Re-attending between 3 & 9 months - Children	343	535	64.1%	54.4%	58.9%
% of FP17s for the same patient ID Re-attending between 3 & 9 months - Adults	460	1,815	25.3%	53.5%	55.2%
% of FP17s for Band 1 Urgent Courses	98	2,234	4.4%	9.1%	9.0%
% of FP17s Relating to Free Repair or Replacements	8	2,234	0.4%	0.7%	0.7%
% of FP17s Relating to Continuations	22	2,234	1.0%	0.7%	0.8%
% of Patients satisfied with the dentistry they have received	73	77	94.8%	92.5%	91.9%
% of Patients satisfied with the time they had to wait for an appointment	73	77	94.8%	90.3%	87.9%

\* This is based on patients treated on this contract for their most recent course of treatment. Figures in italics indicate the base number of FP17s or Patient Questionnaire responses are less than 100. N/A is shown where the base number of responses is less than 10 during the period. % is calculated as Quantity/Base number\*100

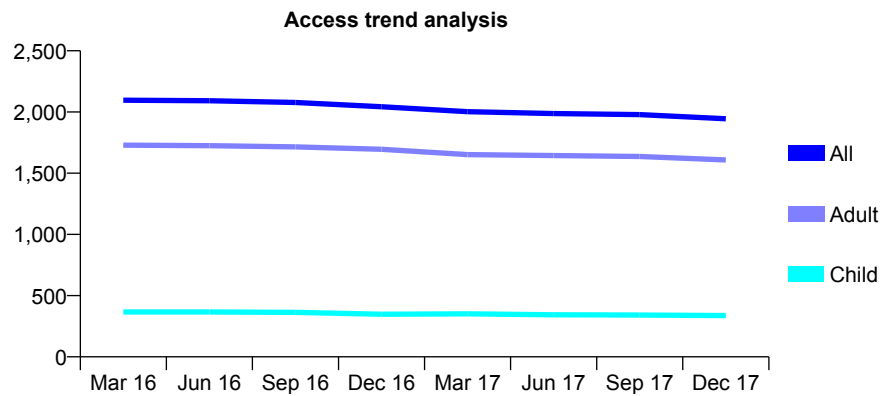
## 7A5 - Vital Signs At a Glance Contract Report for 625485/0004 - December 2017

Name or company name	MISS D ADAMS
Contract type name	GDS Contract
Purpose of contract	General
Contract start date	14/06/2010
Contract end date	

17/18 Contracted general activity (UDA)	5,350
Carry forward general activity (UDA)	225
17/18 Contracted orthodontic activity (UOA)	0
Carry forward orthodontic activity (UOA)	0
Baseline contract value	£132,729.38

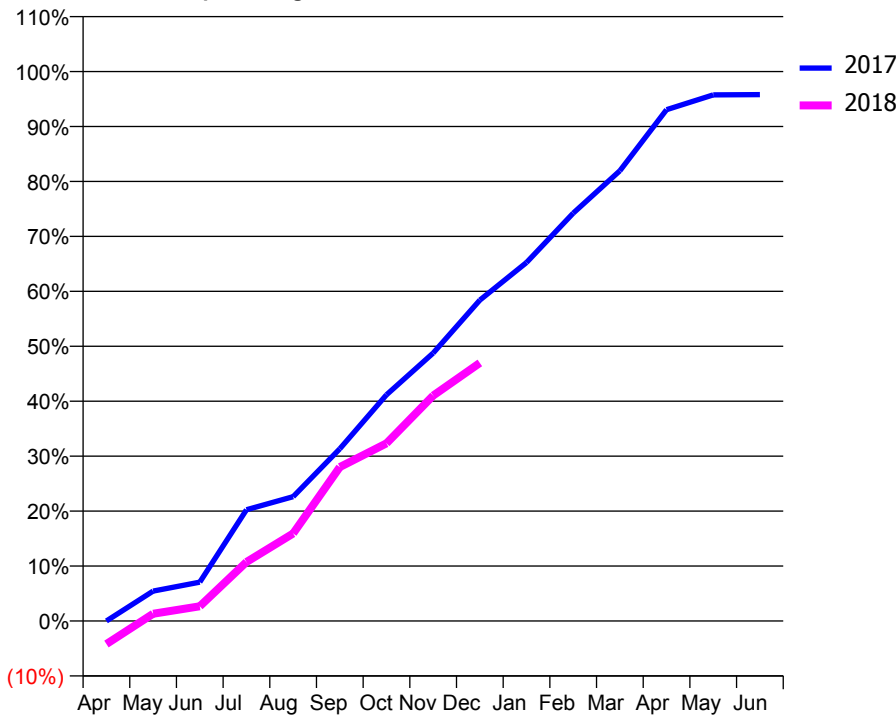
### ACCESS\*

Patients seen in 24 months	Total	Change since previous quarter
Quarter ending December 2016	2,043	
Quarter ending March 2017	2,003	↓
Quarter ending June 2017	1,988	→
Quarter ending September 2017	1,979	→
Quarter ending December 2017	1,945	↓
<b>Variance since December 2016</b>	<b>(4.8%)</b>	<b>↓</b>



### ACTIVITY

Cumulative percentage of contracted UDA delivered 2017 & 2018



Month	Adjusted Scheduled Activity (UDA)	
	2017	2018
April	0	-225
May	292	71
June	378	143
July	1,084	575
August	1,210	852
September	1,676	1,499
October	2,203	1,730
November	2,609	2,195
December	3,124	2,513
January	3,491	
February	3,971	
March	4,383	
April	4,979	
May	5,122	
June	5,125	

### QUALITY

	Quantity	Base Number	Contract	LHB	Wales
% of FP17s for the same patient ID Re-attending within 3 months - Children	43	415	10.4%	7.2%	11.0%
% of FP17s for the same patient ID Re-attending within 3 months - Adults	170	1,567	10.8%	13.6%	16.1%
% of FP17s for the same patient ID Re-attending between 3 & 9 months - Children	258	415	62.2%	54.4%	58.9%
% of FP17s for the same patient ID Re-attending between 3 & 9 months - Adults	619	1,567	39.5%	53.5%	55.2%
% of FP17s for Band 1 Urgent Courses	68	1,579	4.3%	9.1%	9.0%
% of FP17s Relating to Free Repair or Replacements	2	1,579	0.1%	0.7%	0.7%
% of FP17s Relating to Continuations	12	1,579	0.8%	0.7%	0.8%
% of Patients satisfied with the dentistry they have received	22	23	95.7%	92.5%	91.9%
% of Patients satisfied with the time they had to wait for an appointment	23	23	100.0%	90.3%	87.9%

\* This is based on patients treated on this contract for their most recent course of treatment. Figures in italics indicate the base number of FP17s or Patient Questionnaire responses are less than 100. N/A is shown where the base number of responses is less than 10 during the period. % is calculated as Quantity/Base number\*100

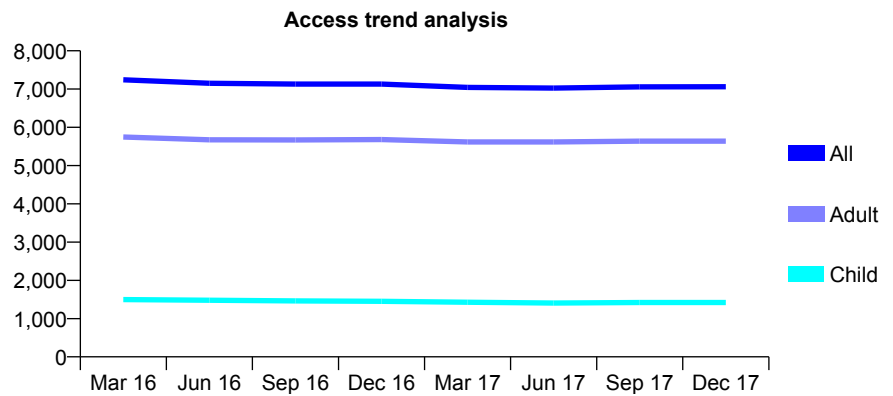
## 7A5 - Vital Signs At a Glance Contract Report for 688312/0001 - December 2017

Name or company name	MR G BLINMAN
Contract type name	GDS Contract
Purpose of contract	General
Contract start date	01/10/2013
Contract end date	

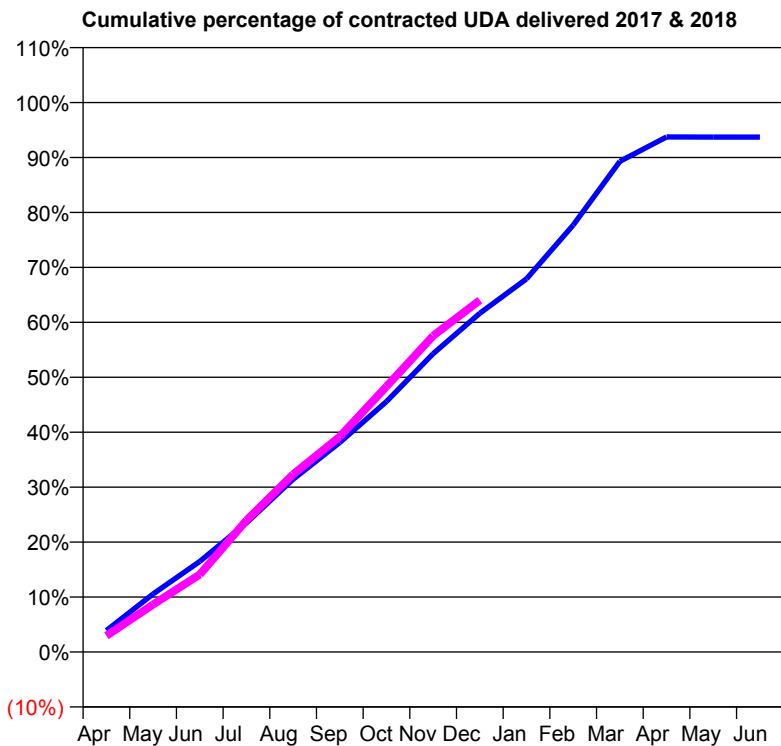
17/18 Contracted general activity (UDA)	23,138
Carry forward general activity (UDA)	0
17/18 Contracted orthodontic activity (UOA)	0
Carry forward orthodontic activity (UOA)	0
Baseline contract value	£562,809.30

### ACCESS\*

Patients seen in 24 months	Total	Change since previous quarter
Quarter ending December 2016	7,132	
Quarter ending March 2017	7,043	↓
Quarter ending June 2017	7,025	→
Quarter ending September 2017	7,057	→
Quarter ending December 2017	7,061	→
<b>Variance since December 2016</b>	<b>(1.0%)</b>	→



### ACTIVITY



Month	Adjusted Scheduled Activity (UDA)	
	2017	2018
April	946	683
May	2,550	2,002
June	3,979	3,266
July	5,673	5,544
August	7,586	7,481
September	9,204	9,074
October	11,003	11,182
November	13,107	13,316
December	14,882	14,812
January	16,392	
February	18,753	
March	21,553	
April	22,623	
May	22,617	
June	22,618	

### QUALITY

	Quantity	Base Number	Contract	LHB	Wales
% of FP17s for the same patient ID Re-attending within 3 months - Children	144	1,651	8.7%	7.2%	11.0%
% of FP17s for the same patient ID Re-attending within 3 months - Adults	785	6,384	12.3%	13.6%	16.1%
% of FP17s for the same patient ID Re-attending between 3 & 9 months - Children	980	1,651	59.4%	54.4%	58.9%
% of FP17s for the same patient ID Re-attending between 3 & 9 months - Adults	4,057	6,384	63.5%	53.5%	55.2%
% of FP17s for Band 1 Urgent Courses	502	7,552	6.6%	9.1%	9.0%
% of FP17s Relating to Free Repair or Replacements	93	7,552	1.2%	0.7%	0.7%
% of FP17s Relating to Continuations	41	7,552	0.5%	0.7%	0.8%
% of Patients satisfied with the dentistry they have received	49	52	94.2%	92.5%	91.9%
% of Patients satisfied with the time they had to wait for an appointment	49	52	94.2%	90.3%	87.9%

\* This is based on patients treated on this contract for their most recent course of treatment. Figures in italics indicate the base number of FP17s or Patient Questionnaire responses are less than 100. N/A is shown where the base number of responses is less than 10 during the period. % is calculated as Quantity/Base number\*100

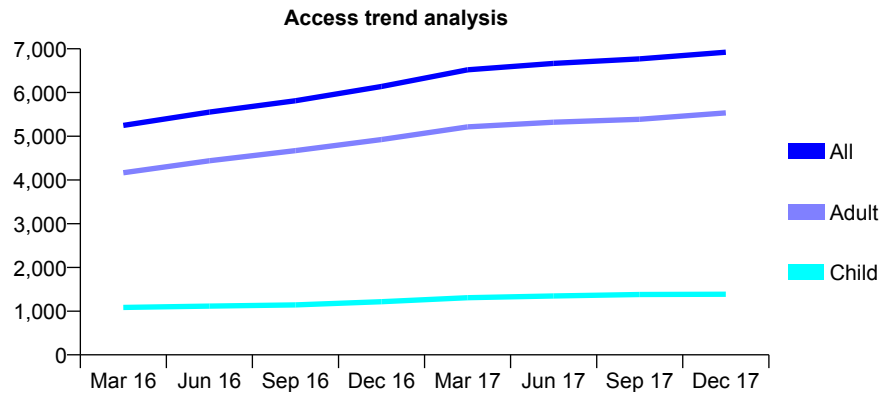
## 7A5 - Vital Signs At a Glance Contract Report for 741841/0003 - December 2017

Name or company name	MRS S CHAUDHRY
Contract type name	GDS Contract
Purpose of contract	General
Contract start date	01/04/2015
Contract end date	

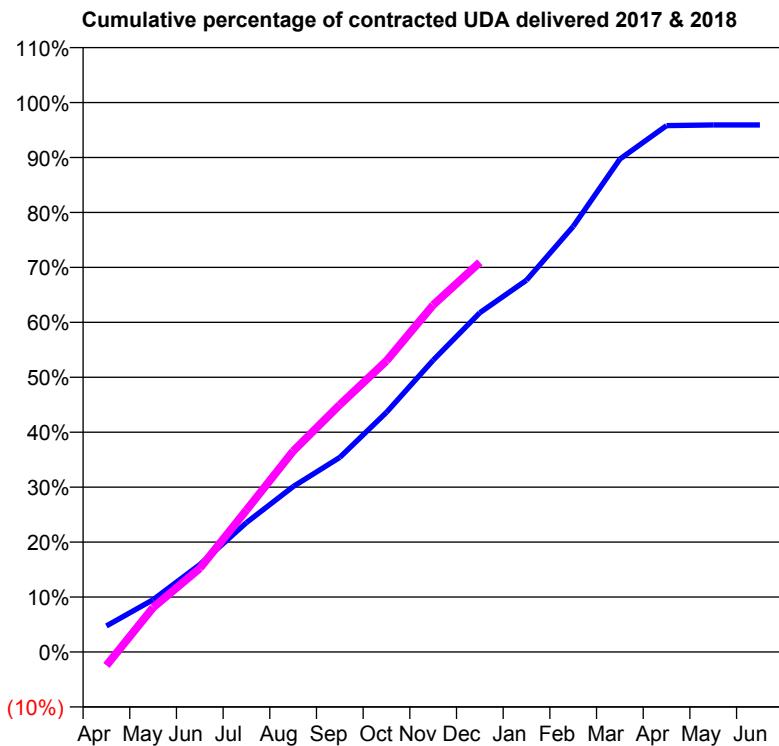
17/18 Contracted general activity (UDA)	19,746
Carry forward general activity (UDA)	842
17/18 Contracted orthodontic activity (UOA)	0
Carry forward orthodontic activity (UOA)	0
Baseline contract value	£481,963.52

### ACCESS\*

Patients seen in 24 months	Total	Change since previous quarter
Quarter ending December 2016	6,137	
Quarter ending March 2017	6,520	↑
Quarter ending June 2017	6,667	↑
Quarter ending September 2017	6,769	→
Quarter ending December 2017	6,922	↑
<b>Variance since December 2016</b>	<b>12.8%</b>	<b>↑</b>



### ACTIVITY



Month	Adjusted Scheduled Activity (UDA)	
	2017	2018
April	981	-484
May	1,965	1,596
June	3,284	3,008
July	4,861	5,100
August	6,217	7,218
September	7,311	8,886
October	9,005	10,462
November	10,967	12,469
December	12,750	14,002
January	13,971	
February	15,988	
March	18,522	
April	19,777	
May	19,802	
June	19,804	

### QUALITY

	Quantity	Base Number	Contract	LHB	Wales
% of FP17s for the same patient ID Re-attending within 3 months - Children	92	1,697	5.4%	7.2%	11.0%
% of FP17s for the same patient ID Re-attending within 3 months - Adults	611	6,332	9.6%	13.6%	16.1%
% of FP17s for the same patient ID Re-attending between 3 & 9 months - Children	1,143	1,697	67.4%	54.4%	58.9%
% of FP17s for the same patient ID Re-attending between 3 & 9 months - Adults	3,803	6,332	60.1%	53.5%	55.2%
% of FP17s for Band 1 Urgent Courses	317	7,609	4.2%	9.1%	9.0%
% of FP17s Relating to Free Repair or Replacements	31	7,609	0.4%	0.7%	0.7%
% of FP17s Relating to Continuations	49	7,609	0.6%	0.7%	0.8%
% of Patients satisfied with the dentistry they have received	27	30	90.0%	92.5%	91.9%
% of Patients satisfied with the time they had to wait for an appointment	27	30	90.0%	90.3%	87.9%

\* This is based on patients treated on this contract for their most recent course of treatment. Figures in italics indicate the base number of FP17s or Patient Questionnaire responses are less than 100. N/A is shown where the base number of responses is less than 10 during the period. % is calculated as Quantity/Base number\*100

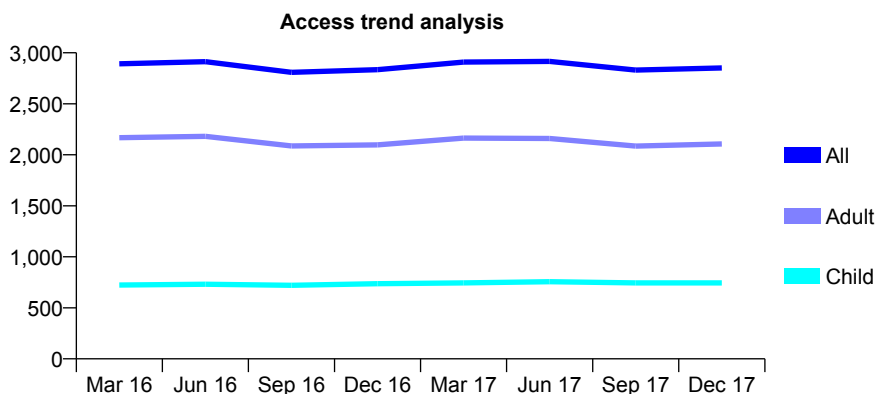
## 7A5 - Vital Signs At a Glance Contract Report for 767158/0001 - December 2017

Name or company name	MR H WILDING
Contract type name	GDS Contract
Purpose of contract	General
Contract start date	01/04/2006
Contract end date	

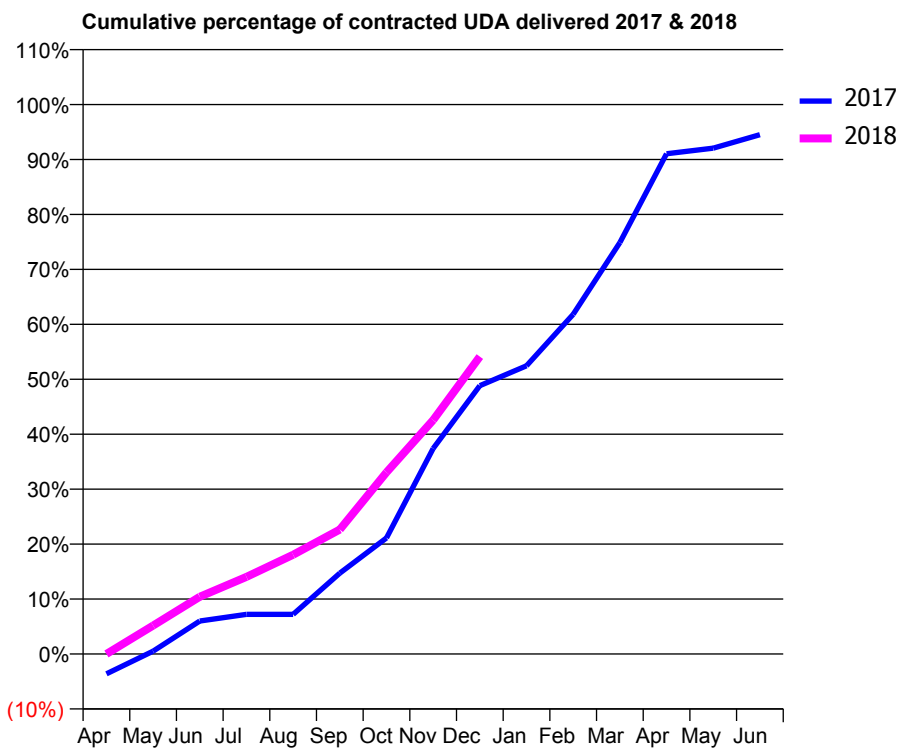
17/18 Contracted general activity (UDA)	5,600
Carry forward general activity (UDA)	0
17/18 Contracted orthodontic activity (UOA)	0
Carry forward orthodontic activity (UOA)	0
Baseline contract value	£135,791.09

### ACCESS\*

Patients seen in 24 months	Total	Change since previous quarter
Quarter ending December 2016	2,834	
Quarter ending March 2017	2,909	↑
Quarter ending June 2017	2,916	→
Quarter ending September 2017	2,831	↓
Quarter ending December 2017	2,852	→
<b>Variance since December 2016</b>	<b>0.6%</b>	<b>→</b>



### ACTIVITY



Month	Adjusted Scheduled Activity (UDA)	
	2017	2018
April	-203	0
May	29	291
June	336	584
July	404	786
August	404	1,011
September	824	1,269
October	1,183	1,851
November	2,094	2,384
December	2,735	3,031
January	2,937	
February	3,462	
March	4,193	
April	5,098	
May	5,155	
June	5,292	

### QUALITY

	Quantity	Base Number	Contract	LHB	Wales
% of FP17s for the same patient ID Re-attending within 3 months - Children	50	702	7.1%	7.2%	11.0%
% of FP17s for the same patient ID Re-attending within 3 months - Adults	161	1,703	9.5%	13.6%	16.1%
% of FP17s for the same patient ID Re-attending between 3 & 9 months - Children	293	702	41.7%	54.4%	58.9%
% of FP17s for the same patient ID Re-attending between 3 & 9 months - Adults	641	1,703	37.6%	53.5%	55.2%
% of FP17s for Band 1 Urgent Courses	100	1,908	5.2%	9.1%	9.0%
% of FP17s Relating to Free Repair or Replacements	14	1,908	0.7%	0.7%	0.7%
% of FP17s Relating to Continuations	17	1,908	0.9%	0.7%	0.8%
% of Patients satisfied with the dentistry they have received	16	19	84.2%	92.5%	91.9%
% of Patients satisfied with the time they had to wait for an appointment	17	19	89.5%	90.3%	87.9%

\* This is based on patients treated on this contract for their most recent course of treatment. Figures in italics indicate the base number of FP17s or Patient Questionnaire responses are less than 100. N/A is shown where the base number of responses is less than 10 during the period. % is calculated as Quantity/Base number\*100

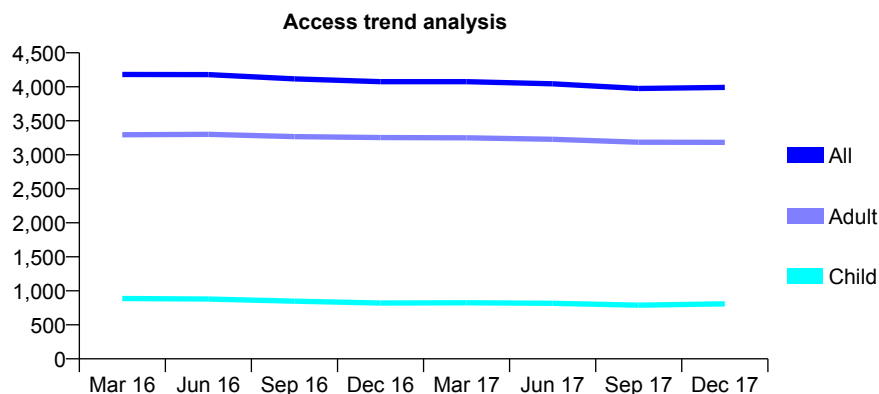
## 7A5 - Vital Signs At a Glance Contract Report for 830763/0005 - December 2017

Name or company name	MR L ROBERTS
Contract type name	GDS Contract
Purpose of contract	General
Contract start date	01/10/2013
Contract end date	

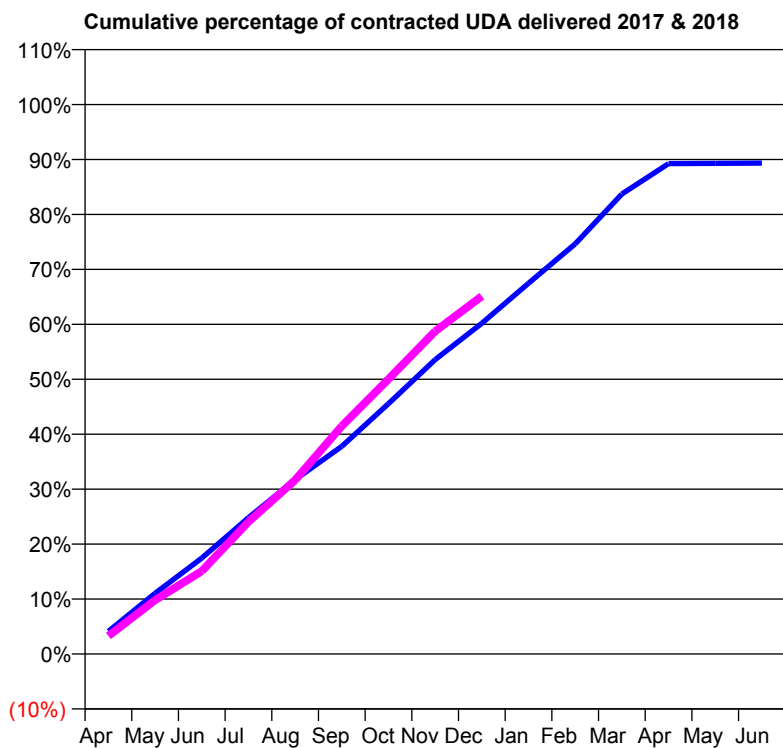
17/18 Contracted general activity (UDA)	13,400
Carry forward general activity (UDA)	0
17/18 Contracted orthodontic activity (UOA)	0
Carry forward orthodontic activity (UOA)	0
Baseline contract value	£324,341.15

### ACCESS\*

Patients seen in 24 months	Total	Change since previous quarter
Quarter ending December 2016	4,075	
Quarter ending March 2017	4,075	→
Quarter ending June 2017	4,044	→
Quarter ending September 2017	3,975	↓
Quarter ending December 2017	3,991	→
<b>Variance since December 2016</b>	<b>(2.1%)</b>	<b>↓</b>



### ACTIVITY



Month	Adjusted Scheduled Activity (UDA)	
	2017	2018
April	572	441
May	1,525	1,315
June	2,408	2,021
July	3,425	3,225
August	4,379	4,243
September	5,217	5,560
October	6,286	6,703
November	7,394	7,870
December	8,307	8,727
January	9,310	
February	10,300	
March	11,553	
April	12,315	
May	12,321	
June	12,328	

### QUALITY

	Quantity	Base Number	Contract	LHB	Wales
% of FP17s for the same patient ID Re-attending within 3 months - Children	62	820	7.6%	7.2%	11.0%
% of FP17s for the same patient ID Re-attending within 3 months - Adults	454	3,550	12.8%	13.6%	16.1%
% of FP17s for the same patient ID Re-attending between 3 & 9 months - Children	423	820	51.6%	54.4%	58.9%
% of FP17s for the same patient ID Re-attending between 3 & 9 months - Adults	2,059	3,550	58.0%	53.5%	55.2%
% of FP17s for Band 1 Urgent Courses	200	3,993	5.0%	9.1%	9.0%
% of FP17s Relating to Free Repair or Replacements	52	3,993	1.3%	0.7%	0.7%
% of FP17s Relating to Continuations	32	3,993	0.8%	0.7%	0.8%
% of Patients satisfied with the dentistry they have received	21	22	95.5%	92.5%	91.9%
% of Patients satisfied with the time they had to wait for an appointment	20	22	90.9%	90.3%	87.9%

\* This is based on patients treated on this contract for their most recent course of treatment. Figures in italics indicate the base number of FP17s or Patient Questionnaire responses are less than 100. N/A is shown where the base number of responses is less than 10 during the period. % is calculated as Quantity/Base number\*100



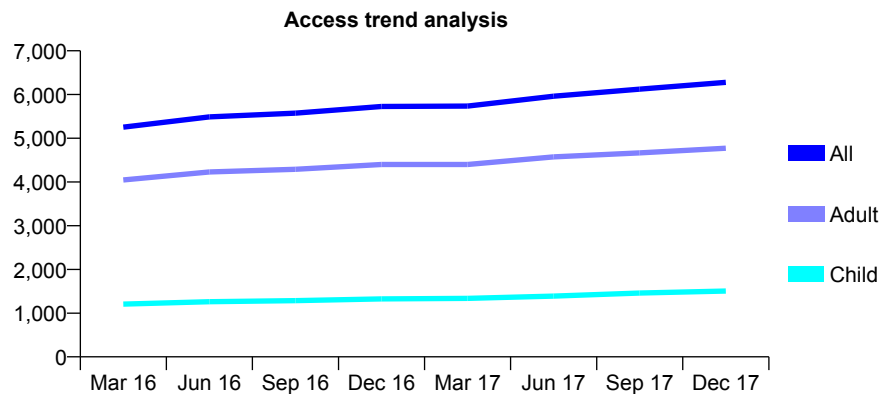
## 7A5 - Vital Signs At a Glance Contract Report for 885630/0001 - December 2017

Name or company name	MRS P SOOD
Contract type name	GDS Contract
Purpose of contract	General
Contract start date	15/09/2013
Contract end date	

17/18 Contracted general activity (UDA)	21,284
Carry forward general activity (UDA)	-897
17/18 Contracted orthodontic activity (UOA)	0
Carry forward orthodontic activity (UOA)	0
Baseline contract value	£495,650.31

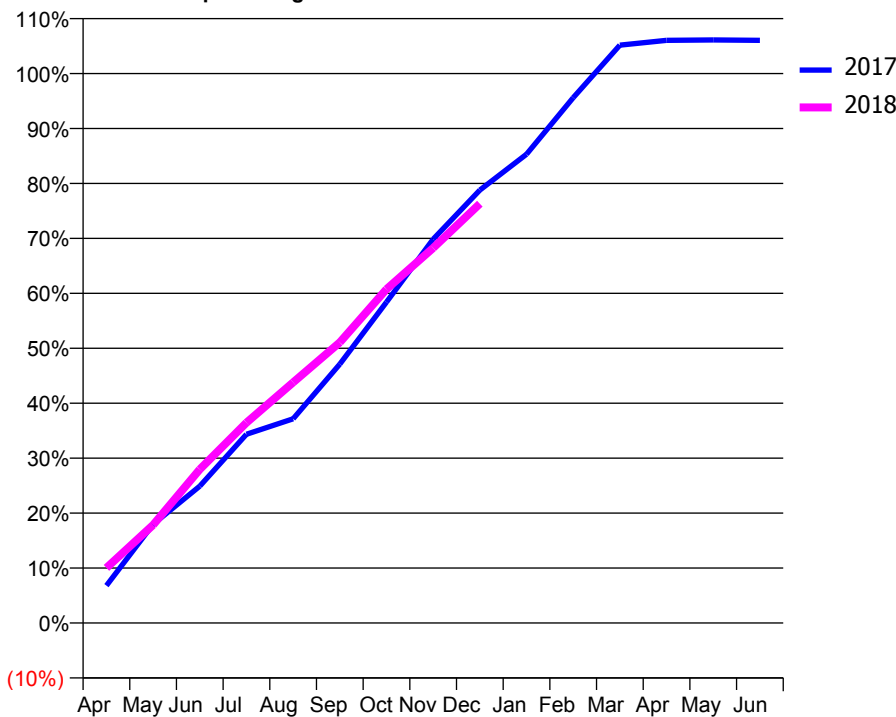
### ACCESS\*

Patients seen in 24 months	Total	Change since previous quarter
Quarter ending December 2016	5,726	
Quarter ending March 2017	5,737	→
Quarter ending June 2017	5,961	↑
Quarter ending September 2017	6,123	↑
Quarter ending December 2017	6,279	↑
<b>Variance since December 2016</b>	<b>9.7%</b>	<b>↑</b>



### ACTIVITY

**Cumulative percentage of contracted UDA delivered 2017 & 2018**



Month	Adjusted Scheduled Activity (UDA)	
	2017	2018
April	1,355	2,134
May	3,576	3,797
June	4,956	5,951
July	6,831	7,760
August	7,392	9,320
September	9,369	10,870
October	11,615	12,932
November	13,894	14,529
December	15,669	16,240
January	16,969	
February	19,015	
March	20,917	
April	21,087	
May	21,102	
June	21,089	

### QUALITY

	Quantity	Base Number	Contract	LHB	Wales
% of FP17s for the same patient ID Re-attending within 3 months - Children	88	1,682	5.2%	7.2%	11.0%
% of FP17s for the same patient ID Re-attending within 3 months - Adults	563	5,255	10.7%	13.6%	16.1%
% of FP17s for the same patient ID Re-attending between 3 & 9 months - Children	953	1,682	56.7%	54.4%	58.9%
% of FP17s for the same patient ID Re-attending between 3 & 9 months - Adults	2,994	5,255	57.0%	53.5%	55.2%
% of FP17s for Band 1 Urgent Courses	399	6,871	5.8%	9.1%	9.0%
% of FP17s Relating to Free Repair or Replacements	47	6,871	0.7%	0.7%	0.7%
% of FP17s Relating to Continuations	27	6,871	0.4%	0.7%	0.8%
% of Patients satisfied with the dentistry they have received	38	44	86.4%	92.5%	91.9%
% of Patients satisfied with the time they had to wait for an appointment	39	44	88.6%	90.3%	87.9%

\* This is based on patients treated on this contract for their most recent course of treatment. Figures in italics indicate the base number of FP17s or Patient Questionnaire responses are less than 100. N/A is shown where the base number of responses is less than 10 during the period. % is calculated as Quantity/Base number\*100

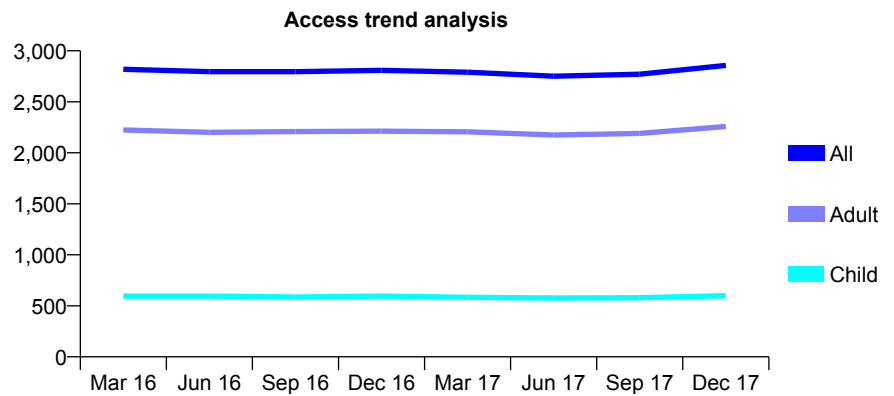
## 7A5 - Vital Signs At a Glance Contract Report for 925845/0001 - December 2017

Name or company name	MR TM DIN
Contract type name	GDS Contract
Purpose of contract	General
Contract start date	01/04/2006
Contract end date	

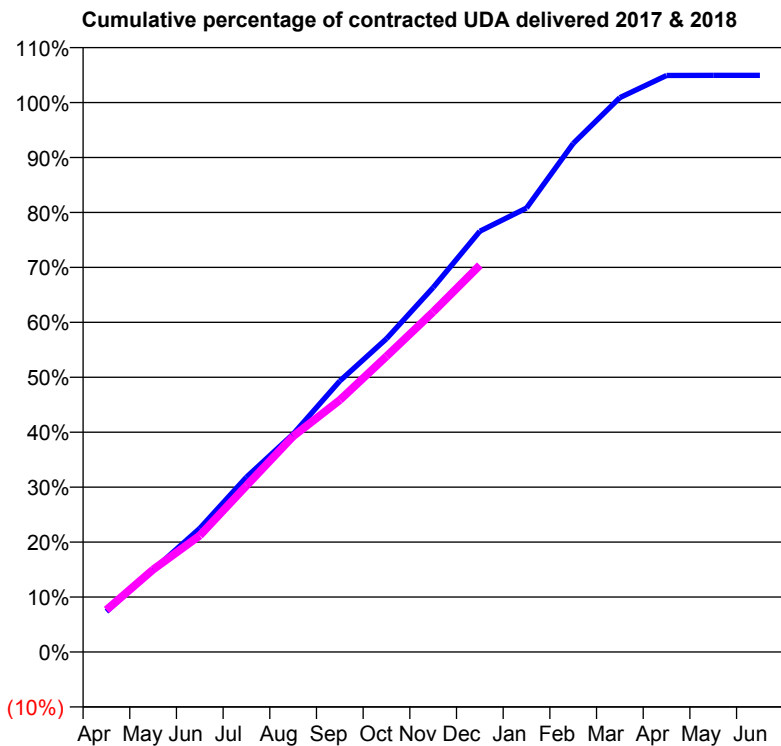
17/18 Contracted general activity (UDA)	7,558
Carry forward general activity (UDA)	-374
17/18 Contracted orthodontic activity (UOA)	0
Carry forward orthodontic activity (UOA)	0
Baseline contract value	£182,681.80

### ACCESS\*

Patients seen in 24 months	Total	Change since previous quarter
Quarter ending December 2016	2,808	
Quarter ending March 2017	2,790	→
Quarter ending June 2017	2,751	↓
Quarter ending September 2017	2,770	→
Quarter ending December 2017	2,857	↑
<b>Variance since December 2016</b>	<b>1.7%</b>	<b>→</b>



### ACTIVITY



Month	Adjusted Scheduled Activity (UDA)	
	2017	2018
April	556	579
May	1,130	1,134
June	1,701	1,602
July	2,405	2,287
August	2,997	2,967
September	3,727	3,466
October	4,309	4,068
November	5,013	4,677
December	5,787	5,319
January	6,107	
February	6,994	
March	7,626	
April	7,930	
May	7,932	
June	7,932	

### QUALITY

	Quantity	Base Number	Contract	LHB	Wales
% of FP17s for the same patient ID Re-attending within 3 months - Children	20	644	3.1%	7.2%	11.0%
% of FP17s for the same patient ID Re-attending within 3 months - Adults	236	2,297	10.3%	13.6%	16.1%
% of FP17s for the same patient ID Re-attending between 3 & 9 months - Children	434	644	67.4%	54.4%	58.9%
% of FP17s for the same patient ID Re-attending between 3 & 9 months - Adults	1,110	2,297	48.3%	53.5%	55.2%
% of FP17s for Band 1 Urgent Courses	120	2,739	4.4%	9.1%	9.0%
% of FP17s Relating to Free Repair or Replacements	14	2,739	0.5%	0.7%	0.7%
% of FP17s Relating to Continuations	16	2,739	0.6%	0.7%	0.8%
% of Patients satisfied with the dentistry they have received	30	33	90.9%	92.5%	91.9%
% of Patients satisfied with the time they had to wait for an appointment	26	33	78.8%	90.3%	87.9%

\* This is based on patients treated on this contract for their most recent course of treatment. Figures in italics indicate the base number of FP17s or Patient Questionnaire responses are less than 100. N/A is shown where the base number of responses is less than 10 during the period. % is calculated as Quantity/Base number\*100

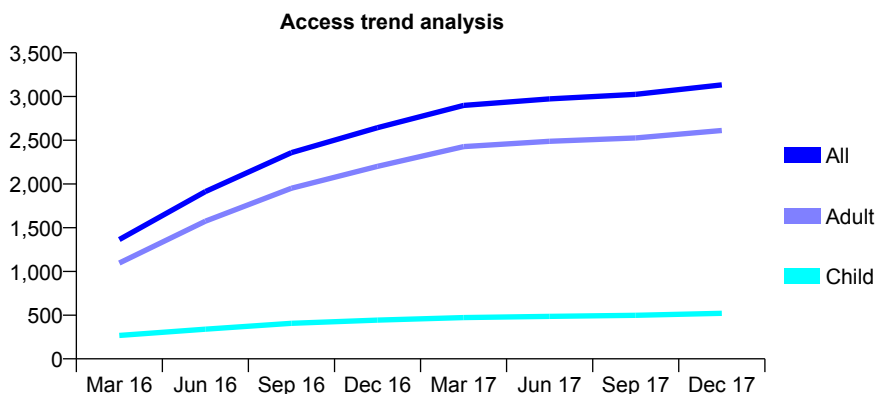
## 7A5 - Vital Signs At a Glance Contract Report for 976245/0001 - December 2017

Name or company name	MR PJ JONES
Contract type name	GDS Contract
Purpose of contract	General
Contract start date	16/11/2015
Contract end date	

17/18 Contracted general activity (UDA)	9,182
Carry forward general activity (UDA)	-125
17/18 Contracted orthodontic activity (UOA)	0
Carry forward orthodontic activity (UOA)	0
Baseline contract value	£250,018.52

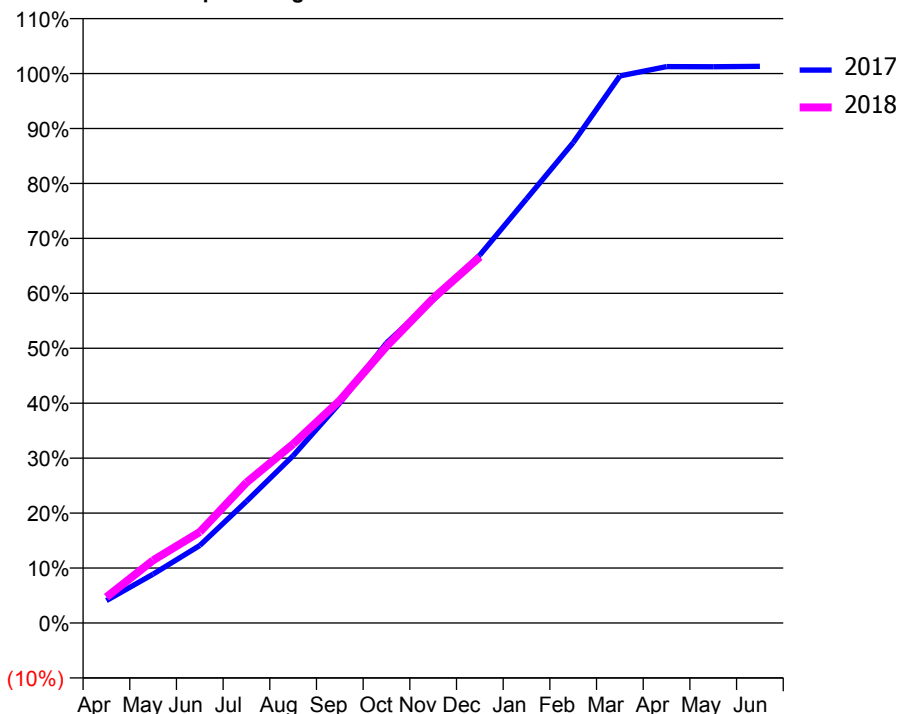
### ACCESS\*

Patients seen in 24 months	Total	Change since previous quarter
Quarter ending December 2016	2,644	
Quarter ending March 2017	2,899	↑
Quarter ending June 2017	2,973	↑
Quarter ending September 2017	3,025	→
Quarter ending December 2017	3,133	↑
<b>Variance since December 2016</b>	<b>18.5%</b>	<b>↑</b>



### ACTIVITY

**Cumulative percentage of contracted UDA delivered 2017 & 2018**



**Adjusted Scheduled Activity (UDA)**

Month	2017	2018
April	396	434
May	860	1,049
June	1,365	1,521
July	2,141	2,346
August	2,942	2,992
September	3,868	3,721
October	4,928	4,622
November	5,686	5,424
December	6,471	6,117
January	7,459	
February	8,449	
March	9,622	
April	9,786	
May	9,783	
June	9,790	

### QUALITY

	Quantity	Base Number	Contract	LHB	Wales
% of FP17s for the same patient ID Re-attending within 3 months - Children	35	544	6.4%	7.2%	11.0%
% of FP17s for the same patient ID Re-attending within 3 months - Adults	190	2,524	7.5%	13.6%	16.1%
% of FP17s for the same patient ID Re-attending between 3 & 9 months - Children	321	544	59.0%	54.4%	58.9%
% of FP17s for the same patient ID Re-attending between 3 & 9 months - Adults	1,593	2,524	63.1%	53.5%	55.2%
% of FP17s for Band 1 Urgent Courses	205	2,958	6.9%	9.1%	9.0%
% of FP17s Relating to Free Repair or Replacements	19	2,958	0.6%	0.7%	0.7%
% of FP17s Relating to Continuations	3	2,958	0.1%	0.7%	0.8%
% of Patients satisfied with the dentistry they have received	23	24	95.8%	92.5%	91.9%
% of Patients satisfied with the time they had to wait for an appointment	22	24	91.7%	90.3%	87.9%

\* This is based on patients treated on this contract for their most recent course of treatment. Figures in italics indicate the base number of FP17s or Patient Questionnaire responses are less than 100. N/A is shown where the base number of responses is less than 10 during the period. % is calculated as Quantity/Base number\*100

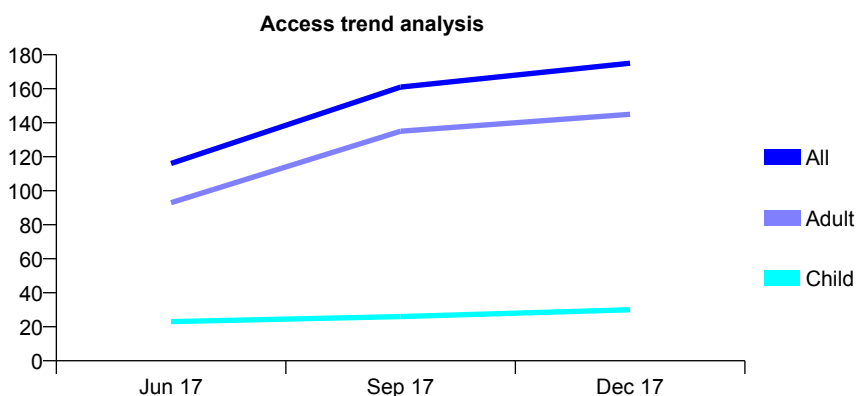
## 7A6 - Vital Signs At a Glance Contract Report for 100360/0000 - December 2017

Name or company name	Blackwood Dental Centre.
Contract type name	PDS Contract
Purpose of contract	General
Contract start date	01/04/2017
Contract end date	31/03/2019

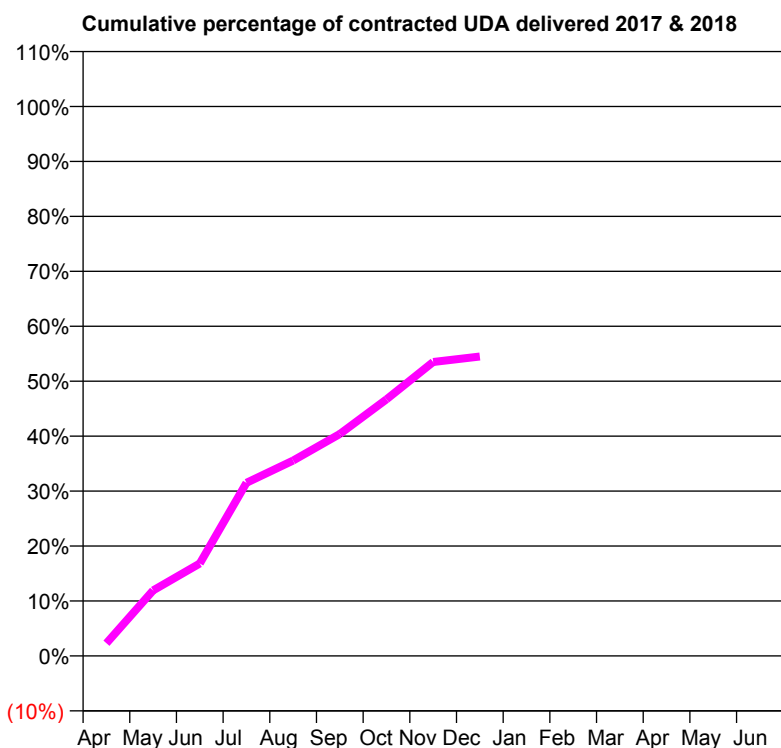
17/18 Contracted general activity (UDA)	1,600
Carry forward general activity (UDA)	0
17/18 Contracted orthodontic activity (UOA)	0
Carry forward orthodontic activity (UOA)	0
Baseline contract value	£42,199.04

### ACCESS\*

Patients seen in 24 months	Total	Change since previous quarter
Quarter ending December 2016	0	
Quarter ending March 2017	0	
Quarter ending June 2017	116	↑
Quarter ending September 2017	161	↑
Quarter ending December 2017	175	↑
<b>Variance since December 2016</b>	N/A	



### ACTIVITY



Month	Adjusted Scheduled Activity (UDA)	
	2017	2018
April	0	37
May	0	191
June	0	269
July	0	504
August	0	569
September	0	646
October	0	747
November	0	856
December	0	872
January	0	
February	0	
March	0	
April	0	
May	0	
June	0	

### QUALITY

	Quantity	Base Number	Contract	LHB	Wales
% of FP17s for the same patient ID Re-attending within 3 months - Children	2	37	5.4%	8.5%	11.0%
% of FP17s for the same patient ID Re-attending within 3 months - Adults	13	205	6.3%	14.9%	16.1%
% of FP17s for the same patient ID Re-attending between 3 & 9 months - Children	1	37	2.7%	58.4%	58.9%
% of FP17s for the same patient ID Re-attending between 3 & 9 months - Adults	4	205	2.0%	55.1%	55.2%
% of FP17s for Band 1 Urgent Courses	9	242	3.7%	9.2%	9.0%
% of FP17s Relating to Free Repair or Replacements	0	242	0.0%	0.8%	0.7%
% of FP17s Relating to Continuations	2	242	0.8%	0.7%	0.8%
% of Patients satisfied with the dentistry they have received	1	1	N/A	91.6%	91.9%
% of Patients satisfied with the time they had to wait for an appointment	1	1	N/A	87.9%	87.9%

\* This is based on patients treated on this contract for their most recent course of treatment. Figures in italics indicate the base number of FP17s or Patient Questionnaire responses are less than 100. N/A is shown where the base number of responses is less than 10 during the period. % is calculated as Quantity/Base number\*100

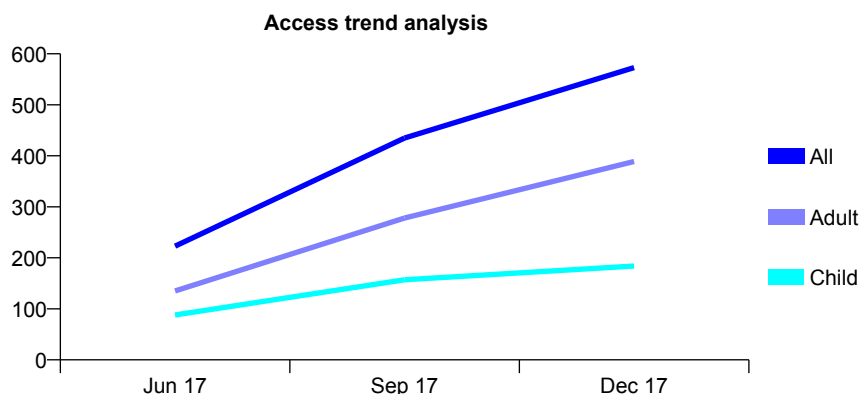
## 7A6 - Vital Signs At a Glance Contract Report for 100361/0000 - December 2017

Name or company name	Ali Jahanfar & Regina Appah
Contract type name	PDS Contract
Purpose of contract	General
Contract start date	01/04/2017
Contract end date	31/03/2019

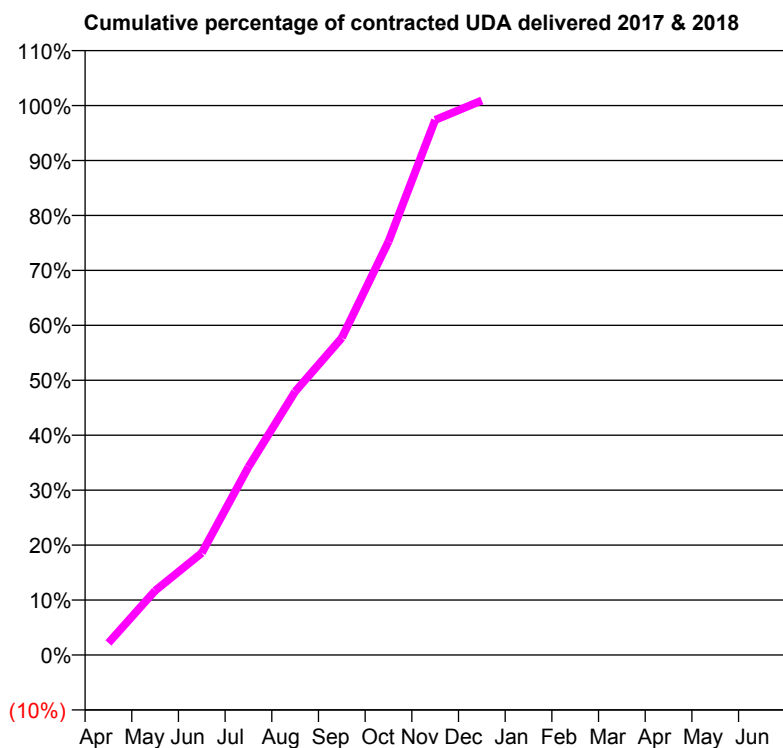
17/18 Contracted general activity (UDA)	1,600
Carry forward general activity (UDA)	0
17/18 Contracted orthodontic activity (UOA)	0
Carry forward orthodontic activity (UOA)	0
Baseline contract value	£42,199.04

### ACCESS\*

Patients seen in 24 months	Total	Change since previous quarter
Quarter ending December 2016	0	
Quarter ending March 2017	0	
Quarter ending June 2017	223	↑
Quarter ending September 2017	435	↑
Quarter ending December 2017	573	↑
<b>Variance since December 2016</b>	N/A	



### ACTIVITY



Month	Adjusted Scheduled Activity (UDA)	
	2017	2018
April	0	35
May	0	187
June	0	297
July	0	548
August	0	767
September	0	923
October	0	1,204
November	0	1,558
December	0	1,615
January	0	
February	0	
March	0	
April	0	
May	0	
June	0	

### QUALITY

	Quantity	Base Number	Contract	LHB	Wales
% of FP17s for the same patient ID Re-attending within 3 months - Children	0	241	0.0%	8.5%	11.0%
% of FP17s for the same patient ID Re-attending within 3 months - Adults	4	482	0.8%	14.9%	16.1%
% of FP17s for the same patient ID Re-attending between 3 & 9 months - Children	9	241	3.7%	58.4%	58.9%
% of FP17s for the same patient ID Re-attending between 3 & 9 months - Adults	10	482	2.1%	55.1%	55.2%
% of FP17s for Band 1 Urgent Courses	9	723	1.2%	9.2%	9.0%
% of FP17s Relating to Free Repair or Replacements	2	723	0.3%	0.8%	0.7%
% of FP17s Relating to Continuations	1	723	0.1%	0.7%	0.8%
% of Patients satisfied with the dentistry they have received	0	0	N/A	91.6%	91.9%
% of Patients satisfied with the time they had to wait for an appointment	0	0	N/A	87.9%	87.9%

\* This is based on patients treated on this contract for their most recent course of treatment. Figures in italics indicate the base number of FP17s or Patient Questionnaire responses are less than 100. N/A is shown where the base number of responses is less than 10 during the period. % is calculated as Quantity/Base number\*100

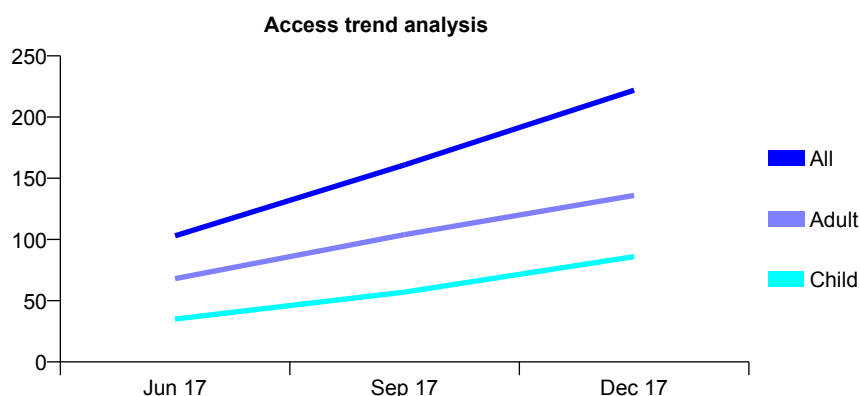
## 7A6 - Vital Signs At a Glance Contract Report for 100362/0000 - December 2017

Name or company name	Cwmbran Dental Spa
Contract type name	PDS Contract
Purpose of contract	General
Contract start date	01/04/2017
Contract end date	31/03/2019

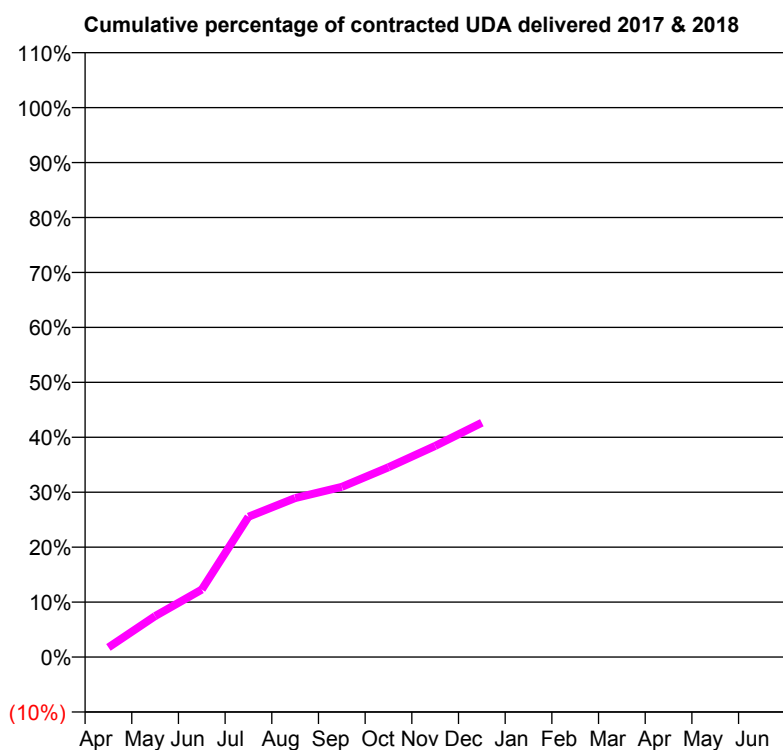
17/18 Contracted general activity (UDA)	1,600
Carry forward general activity (UDA)	0
17/18 Contracted orthodontic activity (UOA)	0
Carry forward orthodontic activity (UOA)	0
Baseline contract value	£42,199.04

### ACCESS\*

Patients seen in 24 months	Total	Change since previous quarter
Quarter ending December 2016	0	
Quarter ending March 2017	0	
Quarter ending June 2017	103	↑
Quarter ending September 2017	161	↑
Quarter ending December 2017	222	↑
<b>Variance since December 2016</b>	N/A	



### ACTIVITY



Month	Adjusted Scheduled Activity (UDA)	
	2017	2018
April	0	28
May	0	119
June	0	197
July	0	409
August	0	463
September	0	496
October	0	553
November	0	615
December	0	682
January	0	
February	0	
March	0	
April	0	
May	0	
June	0	

### QUALITY

	Quantity	Base Number	Contract	LHB	Wales
% of FP17s for the same patient ID Re-attending within 3 months - Children	0	109	0.0%	8.5%	11.0%
% of FP17s for the same patient ID Re-attending within 3 months - Adults	11	218	5.0%	14.9%	16.1%
% of FP17s for the same patient ID Re-attending between 3 & 9 months - Children	2	109	1.8%	58.4%	58.9%
% of FP17s for the same patient ID Re-attending between 3 & 9 months - Adults	4	218	1.8%	55.1%	55.2%
% of FP17s for Band 1 Urgent Courses	57	327	17.4%	9.2%	9.0%
% of FP17s Relating to Free Repair or Replacements	1	327	0.3%	0.8%	0.7%
% of FP17s Relating to Continuations	3	327	0.9%	0.7%	0.8%
% of Patients satisfied with the dentistry they have received	0	0	N/A	91.6%	91.9%
% of Patients satisfied with the time they had to wait for an appointment	0	0	N/A	87.9%	87.9%

\* This is based on patients treated on this contract for their most recent course of treatment. Figures in italics indicate the base number of FP17s or Patient Questionnaire responses are less than 100. N/A is shown where the base number of responses is less than 10 during the period. % is calculated as Quantity/Base number\*100

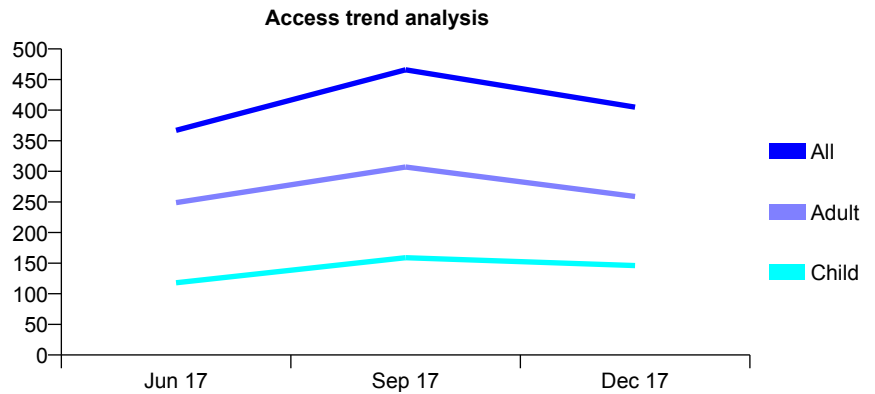
## 7A6 - Vital Signs At a Glance Contract Report for 100363/0000 - December 2017

Name or company name	Grove Surgery Ltd
Contract type name	PDS Contract
Purpose of contract	General
Contract start date	01/04/2017
Contract end date	31/03/2019

17/18 Contracted general activity (UDA)	1,600
Carry forward general activity (UDA)	0
17/18 Contracted orthodontic activity (UOA)	0
Carry forward orthodontic activity (UOA)	0
Baseline contract value	£42,199.04

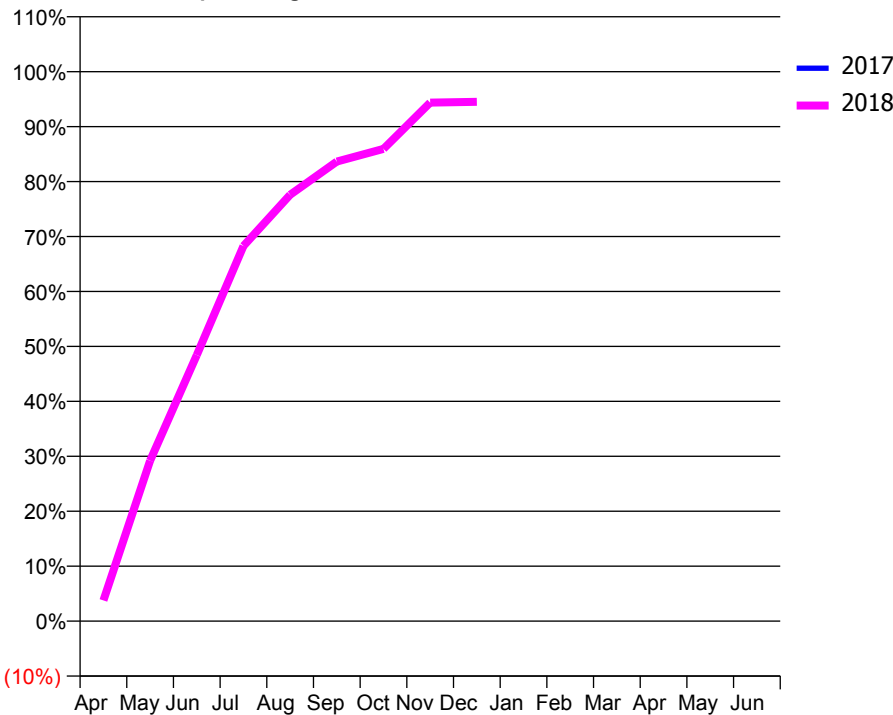
### ACCESS\*

Patients seen in 24 months	Total	Change since previous quarter
Quarter ending December 2016	0	
Quarter ending March 2017	0	
Quarter ending June 2017	367	↑
Quarter ending September 2017	466	↑
Quarter ending December 2017	405	↓
<b>Variance since December 2016</b>	N/A	



### ACTIVITY

Cumulative percentage of contracted UDA delivered 2017 & 2018



Month	Adjusted Scheduled Activity (UDA)	
	2017	2018
April	0	60
May	0	467
June	0	775
July	0	1,092
August	0	1,241
September	0	1,338
October	0	1,375
November	0	1,510
December	0	1,512
January	0	
February	0	
March	0	
April	0	
May	0	
June	0	

### QUALITY

	Quantity	Base Number	Contract	LHB	Wales
% of FP17s for the same patient ID Re-attending within 3 months - Children	4	210	1.9%	8.5%	11.0%
% of FP17s for the same patient ID Re-attending within 3 months - Adults	36	461	7.8%	14.9%	16.1%
% of FP17s for the same patient ID Re-attending between 3 & 9 months - Children	2	210	1.0%	58.4%	58.9%
% of FP17s for the same patient ID Re-attending between 3 & 9 months - Adults	7	461	1.5%	55.1%	55.2%
% of FP17s for Band 1 Urgent Courses	115	671	17.1%	9.2%	9.0%
% of FP17s Relating to Free Repair or Replacements	0	671	0.0%	0.8%	0.7%
% of FP17s Relating to Continuations	2	671	0.3%	0.7%	0.8%
% of Patients satisfied with the dentistry they have received	1	2	N/A	91.6%	91.9%
% of Patients satisfied with the time they had to wait for an appointment	2	2	N/A	87.9%	87.9%

\* This is based on patients treated on this contract for their most recent course of treatment. Figures in italics indicate the base number of FP17s or Patient Questionnaire responses are less than 100. N/A is shown where the base number of responses is less than 10 during the period. % is calculated as Quantity/Base number\*100

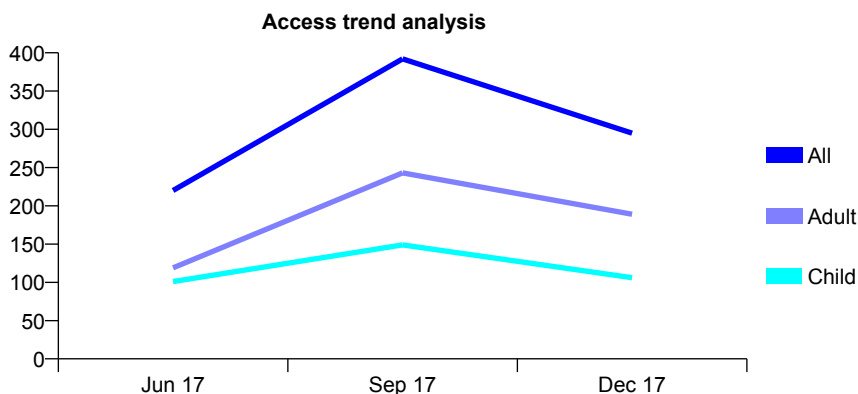
## 7A6 - Vital Signs At a Glance Contract Report for 100364/0000 - December 2017

Name or company name	MR JD COOK
Contract type name	PDS Contract
Purpose of contract	General
Contract start date	01/04/2017
Contract end date	31/03/2019

17/18 Contracted general activity (UDA)	1,600
Carry forward general activity (UDA)	0
17/18 Contracted orthodontic activity (UOA)	0
Carry forward orthodontic activity (UOA)	0
Baseline contract value	£42,199.04

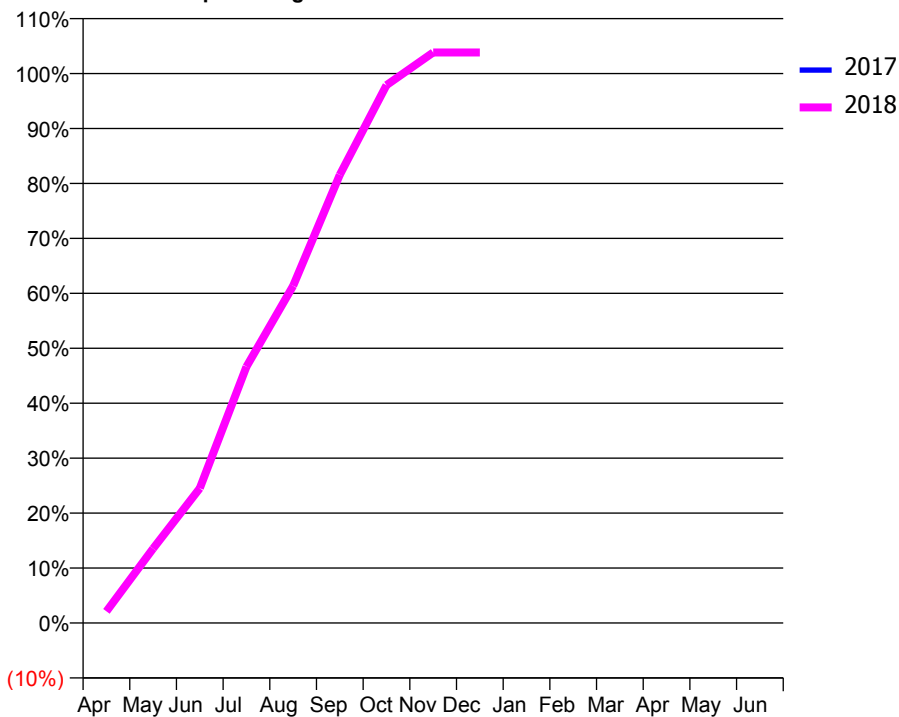
### ACCESS\*

Patients seen in 24 months	Total	Change since previous quarter
Quarter ending December 2016	0	
Quarter ending March 2017	0	
Quarter ending June 2017	220	↑
Quarter ending September 2017	392	↑
Quarter ending December 2017	295	↓
<b>Variance since December 2016</b>	N/A	



### ACTIVITY

Cumulative percentage of contracted UDA delivered 2017 & 2018



Month	Adjusted Scheduled Activity (UDA)	
	2017	2018
April	0	34
May	0	217
June	0	392
July	0	747
August	0	982
September	0	1,305
October	0	1,566
November	0	1,661
December	0	1,661
January	0	
February	0	
March	0	
April	0	
May	0	
June	0	

### QUALITY

	Quantity	Base Number	Contract	LHB	Wales
% of FP17s for the same patient ID Re-attending within 3 months - Children	3	203	1.5%	8.5%	11.0%
% of FP17s for the same patient ID Re-attending within 3 months - Adults	11	375	2.9%	14.9%	16.1%
% of FP17s for the same patient ID Re-attending between 3 & 9 months - Children	19	203	9.4%	58.4%	58.9%
% of FP17s for the same patient ID Re-attending between 3 & 9 months - Adults	14	375	3.7%	55.1%	55.2%
% of FP17s for Band 1 Urgent Courses	56	578	9.7%	9.2%	9.0%
% of FP17s Relating to Free Repair or Replacements	3	578	0.5%	0.8%	0.7%
% of FP17s Relating to Continuations	2	578	0.3%	0.7%	0.8%
% of Patients satisfied with the dentistry they have received	5	5	N/A	91.6%	91.9%
% of Patients satisfied with the time they had to wait for an appointment	5	5	N/A	87.9%	87.9%

\* This is based on patients treated on this contract for their most recent course of treatment. Figures in italics indicate the base number of FP17s or Patient Questionnaire responses are less than 100. N/A is shown where the base number of responses is less than 10 during the period. % is calculated as Quantity/Base number\*100



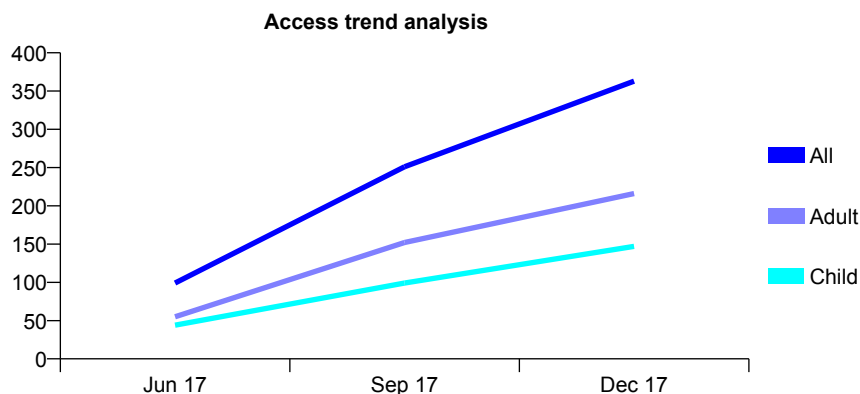
## 7A6 - Vital Signs At a Glance Contract Report for 100366/0000 - December 2017

Name or company name	Newport Dental Care Partnership
Contract type name	PDS Contract
Purpose of contract	General
Contract start date	01/04/2017
Contract end date	31/03/2019

17/18 Contracted general activity (UDA)	1,600
Carry forward general activity (UDA)	0
17/18 Contracted orthodontic activity (UOA)	0
Carry forward orthodontic activity (UOA)	0
Baseline contract value	£42,199.04

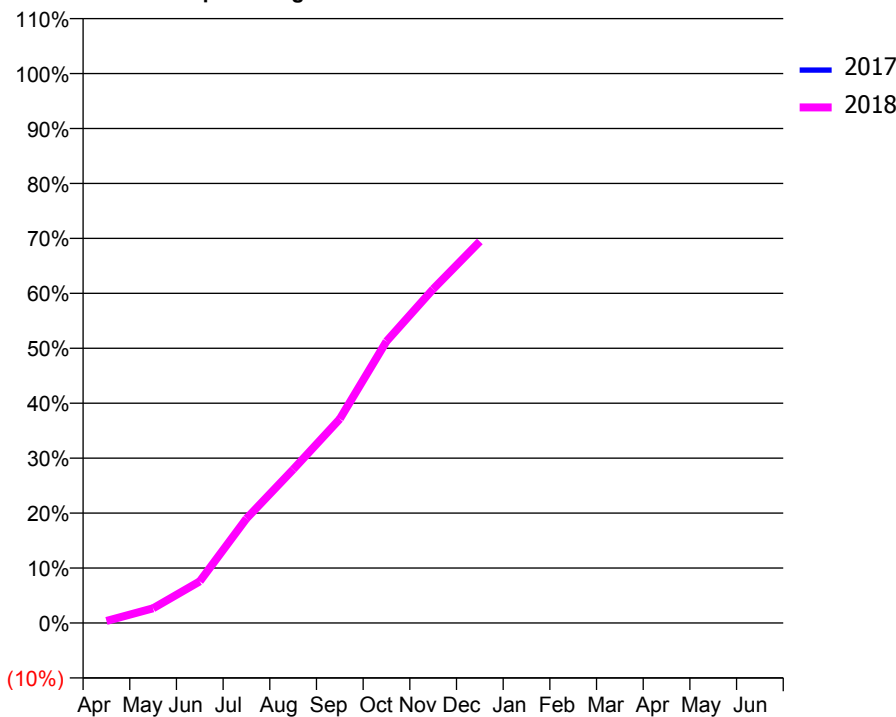
### ACCESS\*

Patients seen in 24 months	Total	Change since previous quarter
Quarter ending December 2016	0	
Quarter ending March 2017	0	
Quarter ending June 2017	99	↑
Quarter ending September 2017	251	↑
Quarter ending December 2017	363	↑
<b>Variance since December 2016</b>	N/A	



### ACTIVITY

Cumulative percentage of contracted UDA delivered 2017 & 2018



Month	Adjusted Scheduled Activity (UDA)	
	2017	2018
April	0	6
May	0	43
June	0	121
July	0	304
August	0	447
September	0	594
October	0	820
November	0	972
December	0	1,111
January	0	
February	0	
March	0	
April	0	
May	0	
June	0	

### QUALITY

	Quantity	Base Number	Contract	LHB	Wales
% of FP17s for the same patient ID Re-attending within 3 months - Children	0	166	0.0%	8.5%	11.0%
% of FP17s for the same patient ID Re-attending within 3 months - Adults	1	248	0.4%	14.9%	16.1%
% of FP17s for the same patient ID Re-attending between 3 & 9 months - Children	0	166	0.0%	58.4%	58.9%
% of FP17s for the same patient ID Re-attending between 3 & 9 months - Adults	0	248	0.0%	55.1%	55.2%
% of FP17s for Band 1 Urgent Courses	5	414	1.2%	9.2%	9.0%
% of FP17s Relating to Free Repair or Replacements	0	414	0.0%	0.8%	0.7%
% of FP17s Relating to Continuations	0	414	0.0%	0.7%	0.8%
% of Patients satisfied with the dentistry they have received	1	1	N/A	91.6%	91.9%
% of Patients satisfied with the time they had to wait for an appointment	1	1	N/A	87.9%	87.9%

\* This is based on patients treated on this contract for their most recent course of treatment. Figures in italics indicate the base number of FP17s or Patient Questionnaire responses are less than 100. N/A is shown where the base number of responses is less than 10 during the period. % is calculated as Quantity/Base number\*100

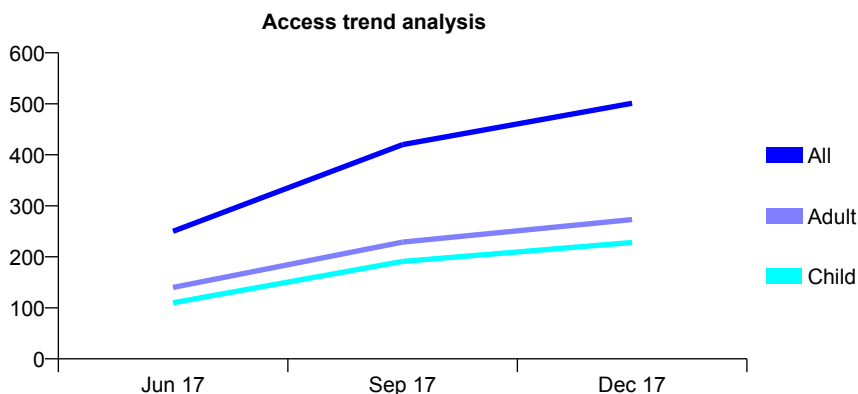
## 7A6 - Vital Signs At a Glance Contract Report for 100379/0000 - December 2017

Name or company name	MR S BAKER
Contract type name	GDS Contract
Purpose of contract	General
Contract start date	22/03/2017
Contract end date	

17/18 Contracted general activity (UDA)	1,715
Carry forward general activity (UDA)	27
17/18 Contracted orthodontic activity (UOA)	0
Carry forward orthodontic activity (UOA)	0
Baseline contract value	£73,767.36

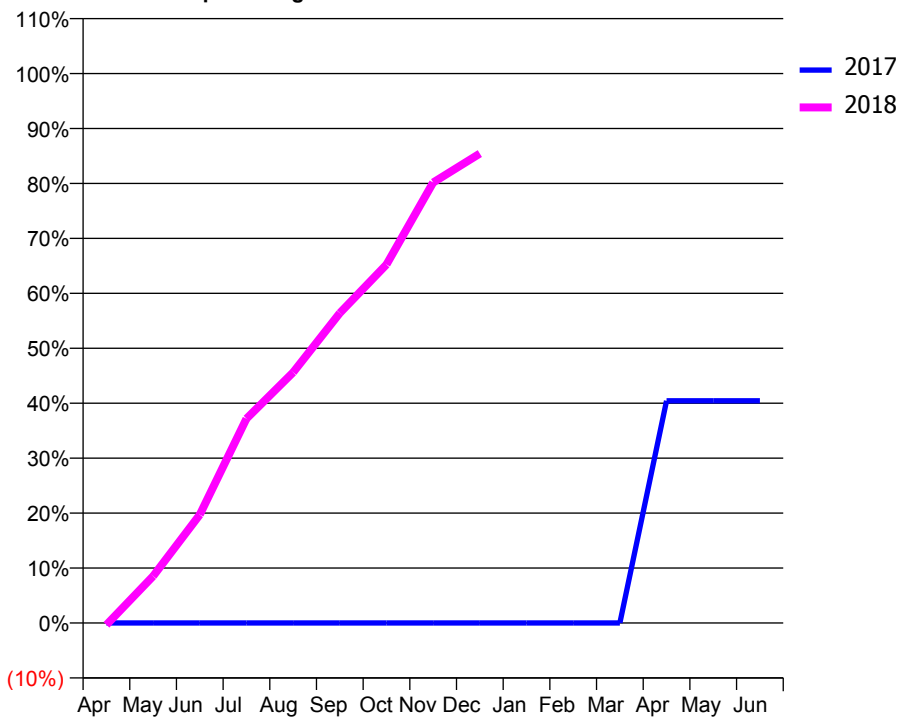
### ACCESS\*

Patients seen in 24 months	Total	Change since previous quarter
Quarter ending December 2016	0	
Quarter ending March 2017	0	
Quarter ending June 2017	250	↑
Quarter ending September 2017	420	↑
Quarter ending December 2017	501	↑
<b>Variance since December 2016</b>	N/A	



### ACTIVITY

Cumulative percentage of contracted UDA delivered 2017 & 2018



Month	Adjusted Scheduled Activity (UDA)	
	2017	2018
April	0	-6
May	0	146
June	0	338
July	0	638
August	0	782
September	0	967
October	0	1,119
November	0	1,375
December	0	1,465
January	0	
February	0	
March	0	
April	19	
May	19	
June	19	

### QUALITY

	Quantity	Base Number	Contract	LHB	Wales
% of FP17s for the same patient ID Re-attending within 3 months - Children	11	290	3.8%	8.5%	11.0%
% of FP17s for the same patient ID Re-attending within 3 months - Adults	55	414	13.3%	14.9%	16.1%
% of FP17s for the same patient ID Re-attending between 3 & 9 months - Children	40	290	13.8%	58.4%	58.9%
% of FP17s for the same patient ID Re-attending between 3 & 9 months - Adults	75	414	18.1%	55.1%	55.2%
% of FP17s for Band 1 Urgent Courses	46	686	6.7%	9.2%	9.0%
% of FP17s Relating to Free Repair or Replacements	3	686	0.4%	0.8%	0.7%
% of FP17s Relating to Continuations	4	686	0.6%	0.7%	0.8%
% of Patients satisfied with the dentistry they have received	1	1	N/A	91.6%	91.9%
% of Patients satisfied with the time they had to wait for an appointment	1	1	N/A	87.9%	87.9%

\* This is based on patients treated on this contract for their most recent course of treatment. Figures in italics indicate the base number of FP17s or Patient Questionnaire responses are less than 100. N/A is shown where the base number of responses is less than 10 during the period. % is calculated as Quantity/Base number\*100

## 7A6 - Vital Signs At a Glance Contract Report for 100502/0000 - December 2017


Name or company name	MR JW REES
Contract type name	GDS Contract
Purpose of contract	General
Contract start date	06/11/2017
Contract end date	

17/18 Contracted general activity (UDA)	713
Carry forward general activity (UDA)	0
17/18 Contracted orthodontic activity (UOA)	0
Carry forward orthodontic activity (UOA)	0
Baseline contract value	£17,751.28

### ACCESS\*

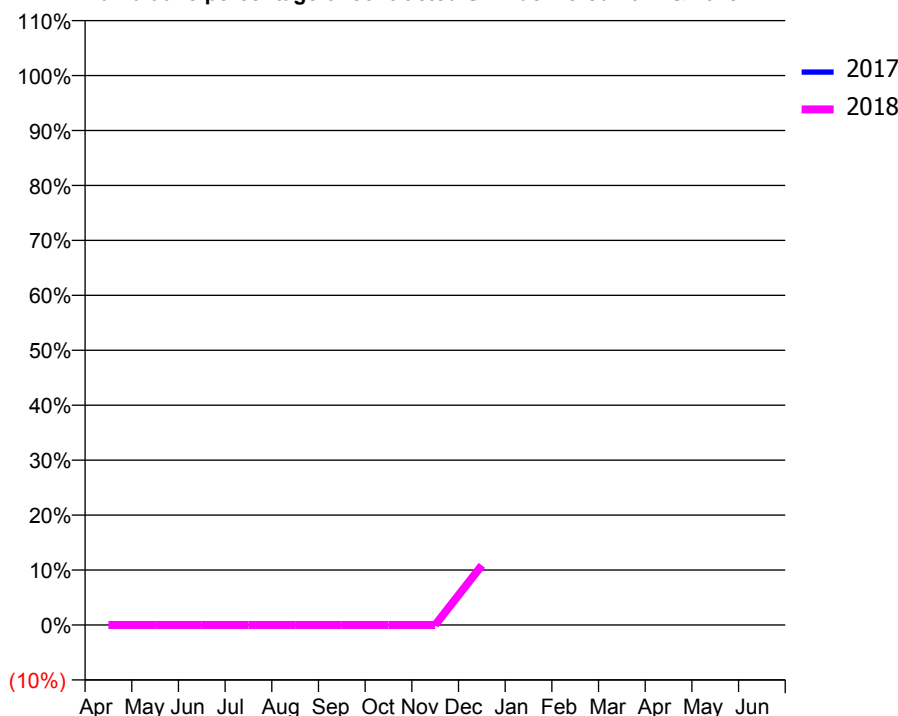
Patients seen in 24 months	Total	Change since previous quarter
Quarter ending December 2016	0	
Quarter ending March 2017	0	
Quarter ending June 2017	0	
Quarter ending September 2017	0	
Quarter ending December 2017	42	↑
<b>Variance since December 2016</b>	N/A	

### Access trend analysis



### ACTIVITY

#### Cumulative percentage of contracted UDA delivered 2017 & 2018



#### Adjusted Scheduled Activity (UDA)

Month	2017	2018
April	0	0
May	0	0
June	0	0
July	0	0
August	0	0
September	0	0
October	0	0
November	0	0
December	0	77
January	0	
February	0	
March	0	
April	0	
May	0	
June	0	

### QUALITY

	Quantity	Base Number	Contract	LHB	Wales
% of FP17s for the same patient ID Re-attending within 3 months - Children	0	25	0.0%	8.5%	11.0%
% of FP17s for the same patient ID Re-attending within 3 months - Adults	1	22	4.5%	14.9%	16.1%
% of FP17s for the same patient ID Re-attending between 3 & 9 months - Children	0	25	0.0%	58.4%	58.9%
% of FP17s for the same patient ID Re-attending between 3 & 9 months - Adults	0	22	0.0%	55.1%	55.2%
% of FP17s for Band 1 Urgent Courses	7	47	14.9%	9.2%	9.0%
% of FP17s Relating to Free Repair or Replacements	0	47	0.0%	0.8%	0.7%
% of FP17s Relating to Continuations	0	47	0.0%	0.7%	0.8%
% of Patients satisfied with the dentistry they have received	0	0	N/A	91.6%	91.9%
% of Patients satisfied with the time they had to wait for an appointment	0	0	N/A	87.9%	87.9%

\* This is based on patients treated on this contract for their most recent course of treatment. Figures in italics indicate the base number of FP17s or Patient Questionnaire responses are less than 100. N/A is shown where the base number of responses is less than 10 during the period. % is calculated as Quantity/Base number\*100

## 7A6 - Vital Signs At a Glance Contract Report for 100530/0000 - December 2017


Name or company name	Ali Jahanfar & Regina Appah
Contract type name	PDS Contract
Purpose of contract	General
Contract start date	01/11/2017
Contract end date	31/10/2019

17/18 Contracted general activity (UDA)	1,202
Carry forward general activity (UDA)	0
17/18 Contracted orthodontic activity (UOA)	0
Carry forward orthodontic activity (UOA)	0
Baseline contract value	£31,250.00

### ACCESS\*

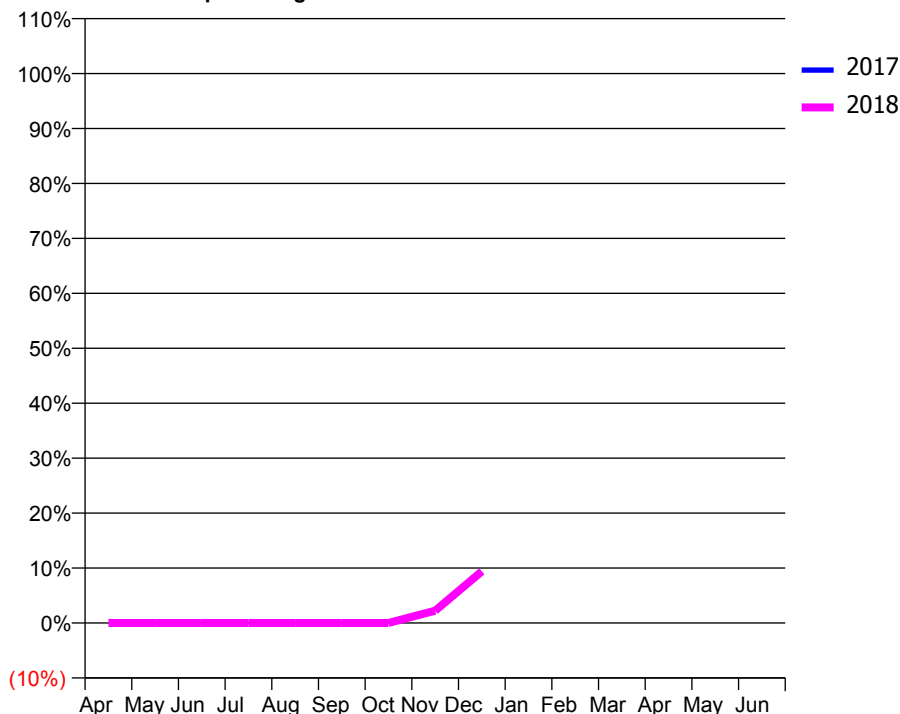
Patients seen in 24 months	Total	Change since previous quarter
Quarter ending December 2016	0	
Quarter ending March 2017	0	
Quarter ending June 2017	0	
Quarter ending September 2017	0	
Quarter ending December 2017	118	↑
Variance since December 2016	N/A	

### Access trend analysis



### ACTIVITY

#### Cumulative percentage of contracted UDA delivered 2017 & 2018



Month	Adjusted Scheduled Activity (UDA)	
	2017	2018
April	0	0
May	0	0
June	0	0
July	0	0
August	0	0
September	0	0
October	0	0
November	0	27
December	0	113
January	0	
February	0	
March	0	
April	0	
May	0	
June	0	

### QUALITY

	Quantity	Base Number	Contract	LHB	Wales
% of FP17s for the same patient ID Re-attending within 3 months - Children	0	31	0.0%	8.5%	11.0%
% of FP17s for the same patient ID Re-attending within 3 months - Adults	0	46	0.0%	14.9%	16.1%
% of FP17s for the same patient ID Re-attending between 3 & 9 months - Children	0	31	0.0%	58.4%	58.9%
% of FP17s for the same patient ID Re-attending between 3 & 9 months - Adults	0	46	0.0%	55.1%	55.2%
% of FP17s for Band 1 Urgent Courses	0	77	0.0%	9.2%	9.0%
% of FP17s Relating to Free Repair or Replacements	0	77	0.0%	0.8%	0.7%
% of FP17s Relating to Continuations	0	77	0.0%	0.7%	0.8%
% of Patients satisfied with the dentistry they have received	0	0	N/A	91.6%	91.9%
% of Patients satisfied with the time they had to wait for an appointment	0	0	N/A	87.9%	87.9%

\* This is based on patients treated on this contract for their most recent course of treatment. Figures in italics indicate the base number of FP17s or Patient Questionnaire responses are less than 100. N/A is shown where the base number of responses is less than 10 during the period. % is calculated as Quantity/Base number\*100

## 7A6 - Vital Signs At a Glance Contract Report for 100539/0000 - December 2017


Name or company name	Blackwood Dental Centre.
Contract type name	PDS Contract
Purpose of contract	General
Contract start date	13/11/2017
Contract end date	12/11/2019

17/18 Contracted general activity (UDA)	950
Carry forward general activity (UDA)	0
17/18 Contracted orthodontic activity (UOA)	0
Carry forward orthodontic activity (UOA)	0
Baseline contract value	£47,500.00

### ACCESS\*

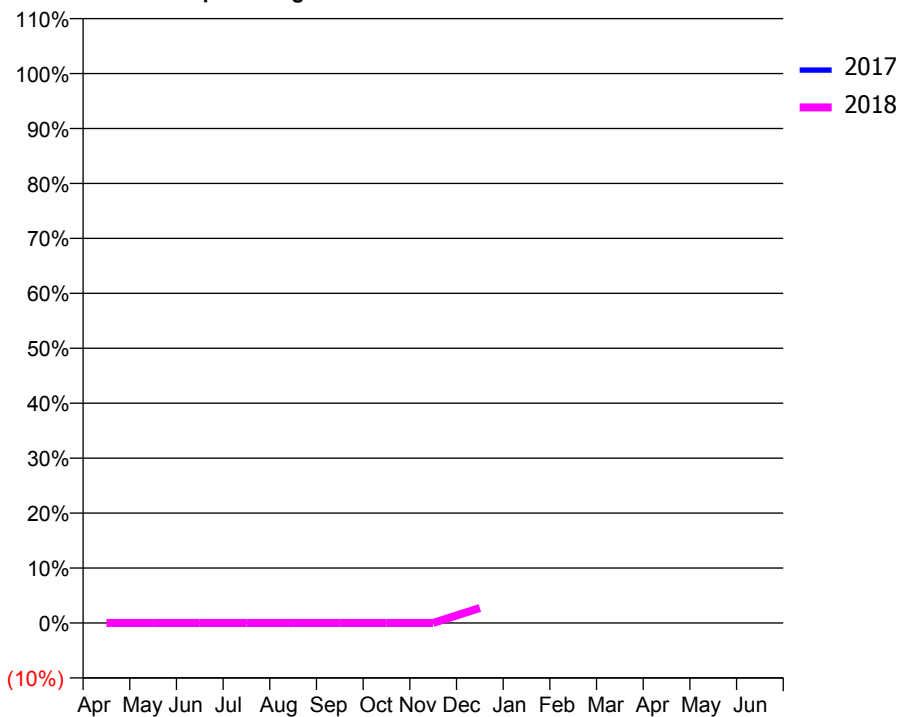
Patients seen in 24 months	Total	Change since previous quarter
Quarter ending December 2016	0	
Quarter ending March 2017	0	
Quarter ending June 2017	0	
Quarter ending September 2017	0	
Quarter ending December 2017	15	↑
Variance since December 2016	N/A	

### Access trend analysis



### ACTIVITY

#### Cumulative percentage of contracted UDA delivered 2017 & 2018



Month	Adjusted Scheduled Activity (UDA)	
	2017	2018
April	0	0
May	0	0
June	0	0
July	0	0
August	0	0
September	0	0
October	0	0
November	0	0
December	0	26
January	0	
February	0	
March	0	
April	0	
May	0	
June	0	

### QUALITY

	Quantity	Base Number	Contract	LHB	Wales
% of FP17s for the same patient ID Re-attending within 3 months - Children	0	0	N/A	8.5%	11.0%
% of FP17s for the same patient ID Re-attending within 3 months - Adults	0	13	0.0%	14.9%	16.1%
% of FP17s for the same patient ID Re-attending between 3 & 9 months - Children	0	0	N/A	58.4%	58.9%
% of FP17s for the same patient ID Re-attending between 3 & 9 months - Adults	0	13	0.0%	55.1%	55.2%
% of FP17s for Band 1 Urgent Courses	0	13	0.0%	9.2%	9.0%
% of FP17s Relating to Free Repair or Replacements	0	13	0.0%	0.8%	0.7%
% of FP17s Relating to Continuations	0	13	0.0%	0.7%	0.8%
% of Patients satisfied with the dentistry they have received	0	0	N/A	91.6%	91.9%
% of Patients satisfied with the time they had to wait for an appointment	0	0	N/A	87.9%	87.9%

\* This is based on patients treated on this contract for their most recent course of treatment. Figures in italics indicate the base number of FP17s or Patient Questionnaire responses are less than 100. N/A is shown where the base number of responses is less than 10 during the period. % is calculated as Quantity/Base number\*100

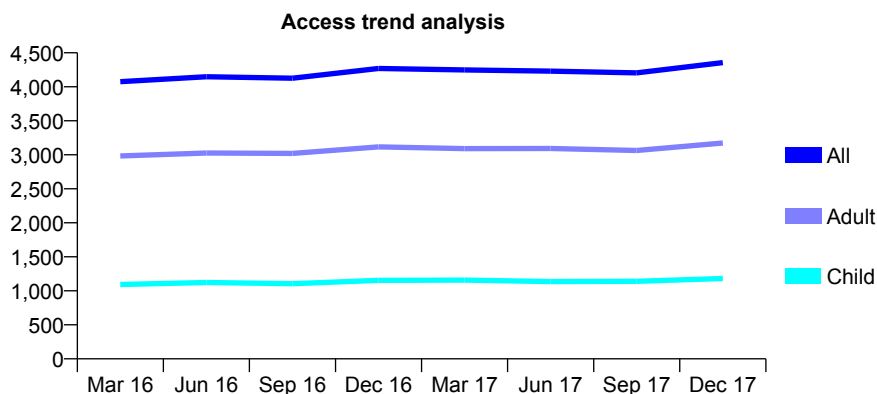
## 7A6 - Vital Signs At a Glance Contract Report for 101281/0135 - December 2017

Name or company name	OASIS DENTAL CARE LTD
Contract type name	GDS Contract
Purpose of contract	General
Contract start date	01/04/2006
Contract end date	

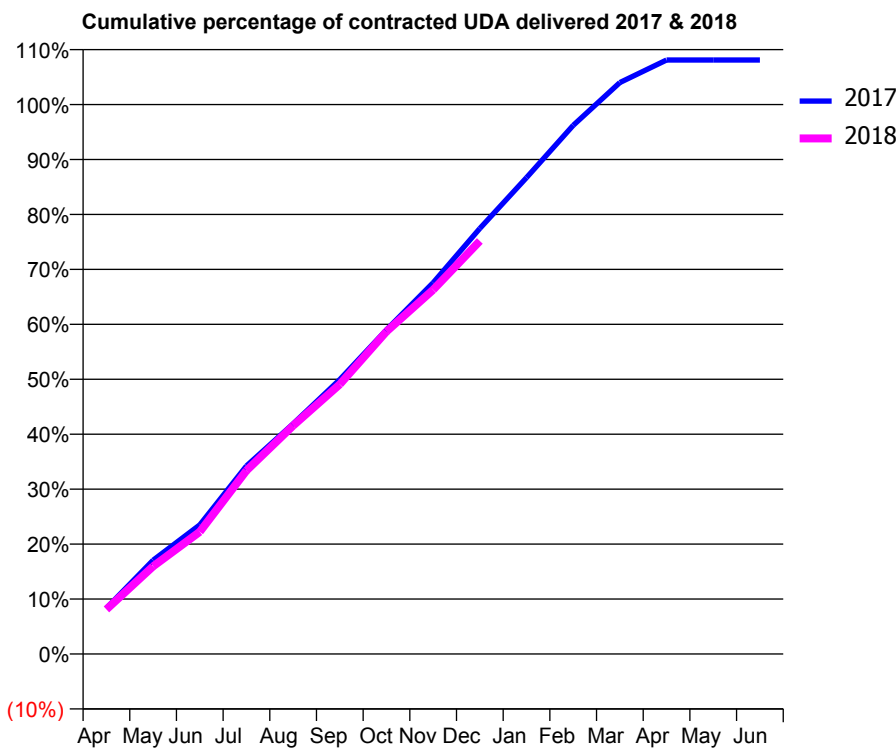
17/18 Contracted general activity (UDA)	16,432
Carry forward general activity (UDA)	-822
17/18 Contracted orthodontic activity (UOA)	0
Carry forward orthodontic activity (UOA)	0
Baseline contract value	£407,632.01

### ACCESS\*

Patients seen in 24 months	Total	Change since previous quarter
Quarter ending December 2016	4,269	
Quarter ending March 2017	4,248	→
Quarter ending June 2017	4,230	→
Quarter ending September 2017	4,204	→
Quarter ending December 2017	4,355	↑
<b>Variance since December 2016</b>	2.0%	↑



### ACTIVITY



Month	Adjusted Scheduled Activity (UDA)	
	2017	2018
April	1,374	1,334
May	2,806	2,623
June	3,861	3,653
July	5,624	5,485
August	6,883	6,830
September	8,209	8,064
October	9,697	9,642
November	11,104	10,894
December	12,726	12,353
January	14,244	
February	15,807	
March	17,088	
April	17,761	
May	17,762	
June	17,762	

### QUALITY

	Quantity	Base Number	Contract	LHB	Wales
% of FP17s for the same patient ID Re-attending within 3 months - Children	98	1,396	7.0%	8.5%	11.0%
% of FP17s for the same patient ID Re-attending within 3 months - Adults	520	3,874	13.4%	14.9%	16.1%
% of FP17s for the same patient ID Re-attending between 3 & 9 months - Children	969	1,396	69.4%	58.4%	58.9%
% of FP17s for the same patient ID Re-attending between 3 & 9 months - Adults	2,559	3,874	66.1%	55.1%	55.2%
% of FP17s for Band 1 Urgent Courses	305	5,006	6.1%	9.2%	9.0%
% of FP17s Relating to Free Repair or Replacements	59	5,006	1.2%	0.8%	0.7%
% of FP17s Relating to Continuations	61	5,006	1.2%	0.7%	0.8%
% of Patients satisfied with the dentistry they have received	9	13	69.2%	91.6%	91.9%
% of Patients satisfied with the time they had to wait for an appointment	10	13	76.9%	87.9%	87.9%

\* This is based on patients treated on this contract for their most recent course of treatment. Figures in italics indicate the base number of FP17s or Patient Questionnaire responses are less than 100. N/A is shown where the base number of responses is less than 10 during the period. % is calculated as Quantity/Base number\*100

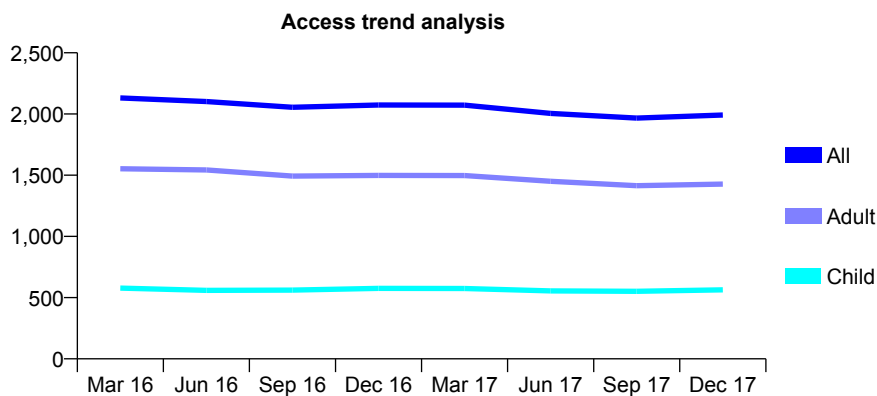
## 7A6 - Vital Signs At a Glance Contract Report for 101281/0136 - December 2017

Name or company name	OASIS DENTAL CARE LTD
Contract type name	GDS Contract
Purpose of contract	General
Contract start date	01/04/2006
Contract end date	

17/18 Contracted general activity (UDA)	6,487
Carry forward general activity (UDA)	-88
17/18 Contracted orthodontic activity (UOA)	0
Carry forward orthodontic activity (UOA)	0
Baseline contract value	£163,548.31

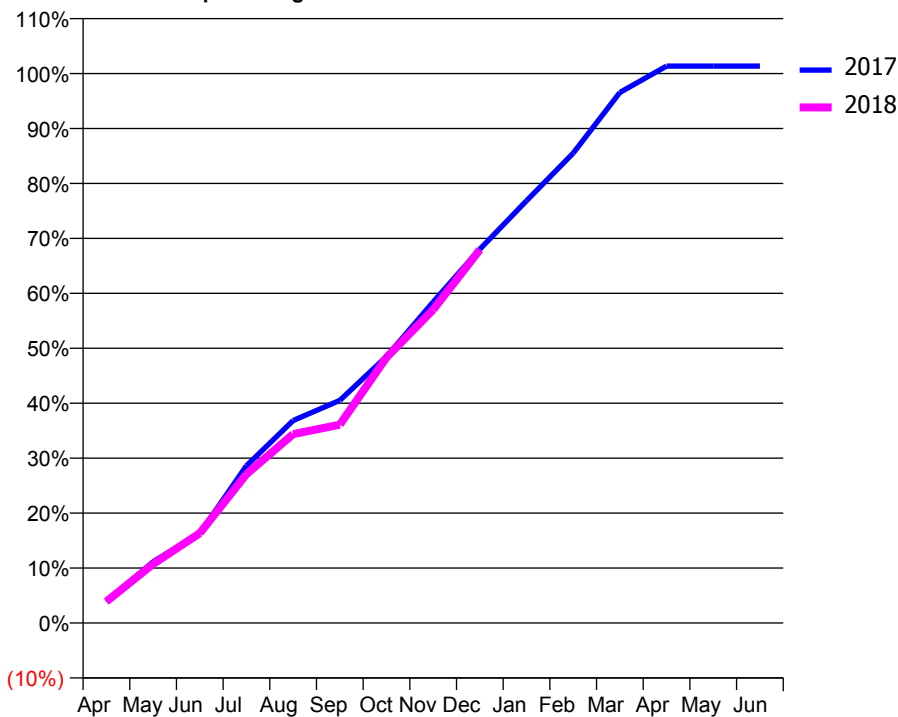
### ACCESS\*

Patients seen in 24 months	Total	Change since previous quarter
Quarter ending December 2016	2,074	
Quarter ending March 2017	2,072	→
Quarter ending June 2017	2,005	↓
Quarter ending September 2017	1,967	↓
Quarter ending December 2017	1,992	→
<b>Variance since December 2016</b>	<b>(4.0%)</b>	<b>↓</b>



### ACTIVITY

Cumulative percentage of contracted UDA delivered 2017 & 2018



Month	Adjusted Scheduled Activity (UDA)	
	2017	2018
April	252	255
May	724	697
June	1,059	1,061
July	1,857	1,758
August	2,390	2,230
September	2,629	2,341
October	3,147	3,135
November	3,789	3,698
December	4,413	4,407
January	4,985	
February	5,547	
March	6,263	
April	6,575	
May	6,575	
June	6,575	

### QUALITY

	Quantity	Base Number	Contract	LHB	Wales
% of FP17s for the same patient ID Re-attending within 3 months - Children	51	651	7.8%	8.5%	11.0%
% of FP17s for the same patient ID Re-attending within 3 months - Adults	313	1,695	18.5%	14.9%	16.1%
% of FP17s for the same patient ID Re-attending between 3 & 9 months - Children	431	651	66.2%	58.4%	58.9%
% of FP17s for the same patient ID Re-attending between 3 & 9 months - Adults	1,036	1,695	61.1%	55.1%	55.2%
% of FP17s for Band 1 Urgent Courses	185	2,221	8.3%	9.2%	9.0%
% of FP17s Relating to Free Repair or Replacements	13	2,221	0.6%	0.8%	0.7%
% of FP17s Relating to Continuations	22	2,221	1.0%	0.7%	0.8%
% of Patients satisfied with the dentistry they have received	15	17	88.2%	91.6%	91.9%
% of Patients satisfied with the time they had to wait for an appointment	15	17	88.2%	87.9%	87.9%

\* This is based on patients treated on this contract for their most recent course of treatment. Figures in italics indicate the base number of FP17s or Patient Questionnaire responses are less than 100. N/A is shown where the base number of responses is less than 10 during the period. % is calculated as Quantity/Base number\*100

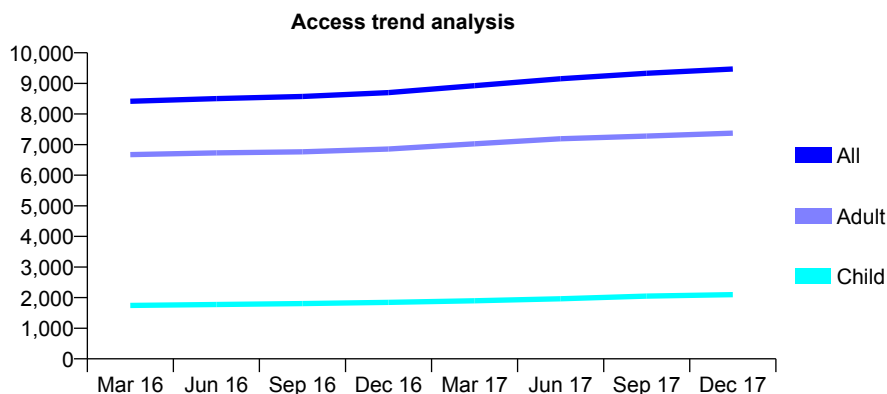
## 7A6 - Vital Signs At a Glance Contract Report for 101281/0160 - December 2017

Name or company name	OASIS DENTAL CARE LTD
Contract type name	GDS Contract
Purpose of contract	General
Contract start date	01/09/2006
Contract end date	

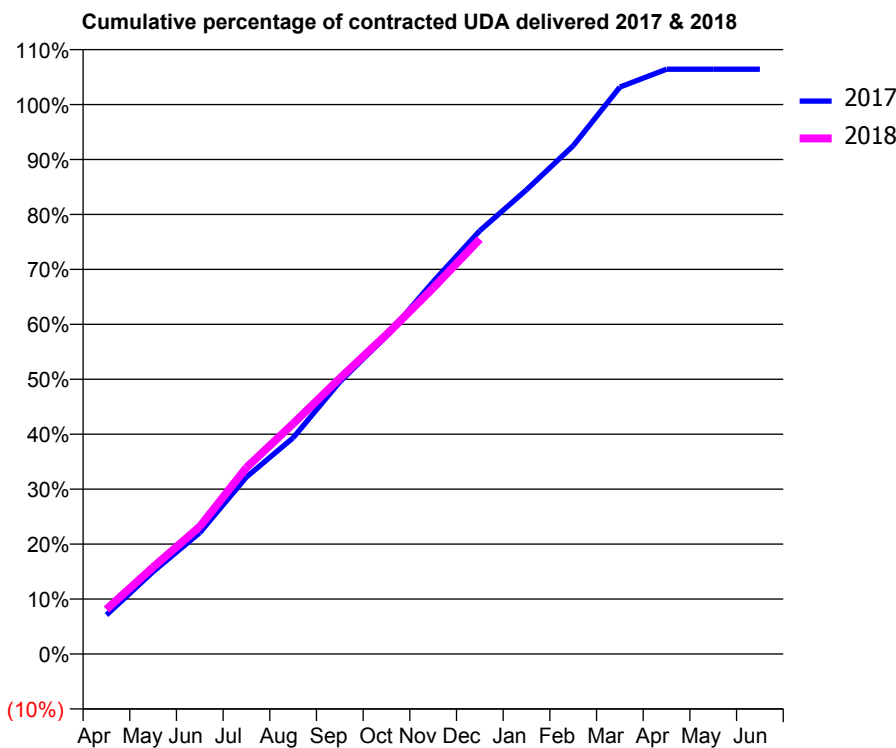
17/18 Contracted general activity (UDA)	25,813
Carry forward general activity (UDA)	-1,291
17/18 Contracted orthodontic activity (UOA)	0
Carry forward orthodontic activity (UOA)	0
Baseline contract value	£592,076.27

### ACCESS\*

Patients seen in 24 months	Total	Change since previous quarter
Quarter ending December 2016	8,701	
Quarter ending March 2017	8,924	↑
Quarter ending June 2017	9,154	↑
Quarter ending September 2017	9,329	→
Quarter ending December 2017	9,470	→
<b>Variance since December 2016</b>	<b>8.8%</b>	<b>↑</b>



### ACTIVITY



Month	Adjusted Scheduled Activity (UDA)	
	2017	2018
April	1,834	2,092
May	3,867	4,080
June	5,696	5,984
July	8,315	8,762
August	10,156	10,821
September	12,789	12,952
October	14,937	15,004
November	17,494	17,191
December	19,882	19,489
January	21,807	
February	23,877	
March	26,632	
April	27,469	
May	27,471	
June	27,472	

### QUALITY

	Quantity	Base Number	Contract	LHB	Wales
% of FP17s for the same patient ID Re-attending within 3 months - Children	145	2,359	6.1%	8.5%	11.0%
% of FP17s for the same patient ID Re-attending within 3 months - Adults	1,331	8,589	15.5%	14.9%	16.1%
% of FP17s for the same patient ID Re-attending between 3 & 9 months - Children	1,404	2,359	59.5%	58.4%	58.9%
% of FP17s for the same patient ID Re-attending between 3 & 9 months - Adults	5,035	8,589	58.6%	55.1%	55.2%
% of FP17s for Band 1 Urgent Courses	966	10,463	9.2%	9.2%	9.0%
% of FP17s Relating to Free Repair or Replacements	39	10,463	0.4%	0.8%	0.7%
% of FP17s Relating to Continuations	174	10,463	1.7%	0.7%	0.8%
% of Patients satisfied with the dentistry they have received	17	20	85.0%	91.6%	91.9%
% of Patients satisfied with the time they had to wait for an appointment	17	20	85.0%	87.9%	87.9%

\* This is based on patients treated on this contract for their most recent course of treatment. Figures in italics indicate the base number of FP17s or Patient Questionnaire responses are less than 100. N/A is shown where the base number of responses is less than 10 during the period. % is calculated as Quantity/Base number\*100



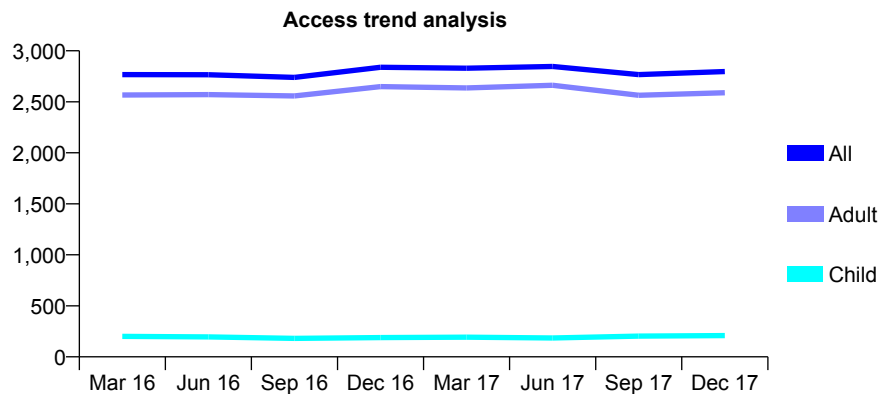
## 7A6 - Vital Signs At a Glance Contract Report for 107123/0006 - December 2017

Name or company name	Aneurin Bevan Health Board (Out of Hours)
Contract type name	GDS Contract
Purpose of contract	General
Contract start date	01/04/2013
Contract end date	

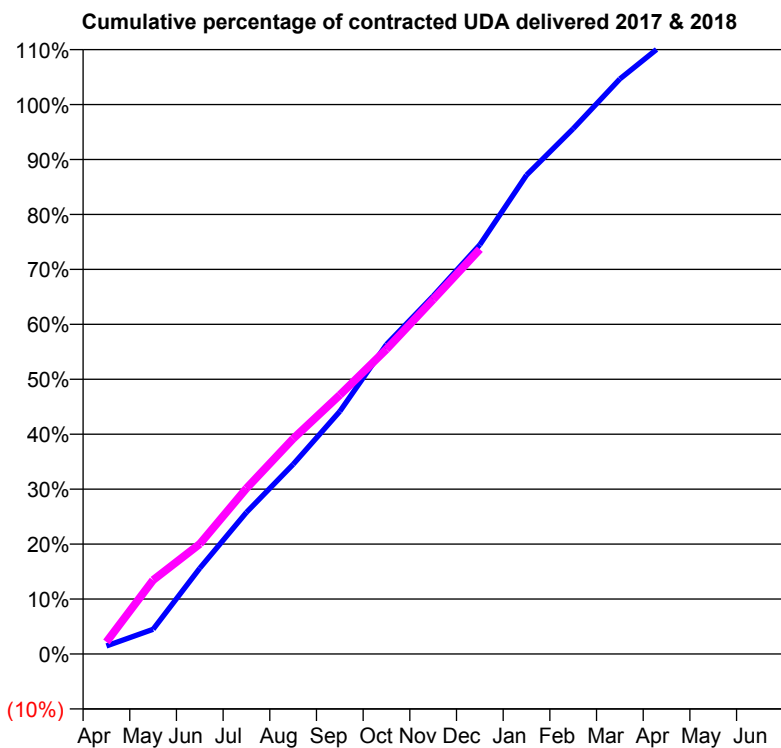
17/18 Contracted general activity (UDA)	3,777
Carry forward general activity (UDA)	0
17/18 Contracted orthodontic activity (UOA)	0
Carry forward orthodontic activity (UOA)	0
Baseline contract value	£372,439.20

### ACCESS\*

Patients seen in 24 months	Total	Change since previous quarter
Quarter ending December 2016	2,838	
Quarter ending March 2017	2,829	→
Quarter ending June 2017	2,847	→
Quarter ending September 2017	2,767	↓
Quarter ending December 2017	2,797	→
<b>Variance since December 2016</b>	<b>(1.4%)</b>	<b>↓</b>



### ACTIVITY



Month	Adjusted Scheduled Activity (UDA)	
	2017	2018
April	55	83
May	170	509
June	590	757
July	974	1,139
August	1,304	1,479
September	1,667	1,781
October	2,128	2,095
November	2,460	2,437
December	2,813	2,782
January	3,292	
February	3,611	
March	3,953	
April	4,210	
May	4,218	
June	4,219	

### QUALITY

	Quantity	Base Number	Contract	LHB	Wales
% of FP17s for the same patient ID Re-attending within 3 months - Children	2	296	0.7%	8.5%	11.0%
% of FP17s for the same patient ID Re-attending within 3 months - Adults	62	2,227	2.8%	14.9%	16.1%
% of FP17s for the same patient ID Re-attending between 3 & 9 months - Children	3	296	1.0%	58.4%	58.9%
% of FP17s for the same patient ID Re-attending between 3 & 9 months - Adults	43	2,227	1.9%	55.1%	55.2%
% of FP17s for Band 1 Urgent Courses	2,293	2,300	99.7%	9.2%	9.0%
% of FP17s Relating to Free Repair or Replacements	0	2,300	0.0%	0.8%	0.7%
% of FP17s Relating to Continuations	0	2,300	0.0%	0.7%	0.8%
% of Patients satisfied with the dentistry they have received	2	3	N/A	91.6%	91.9%
% of Patients satisfied with the time they had to wait for an appointment	3	3	N/A	87.9%	87.9%

\* This is based on patients treated on this contract for their most recent course of treatment. Figures in italics indicate the base number of FP17s or Patient Questionnaire responses are less than 100. N/A is shown where the base number of responses is less than 10 during the period. % is calculated as Quantity/Base number\*100

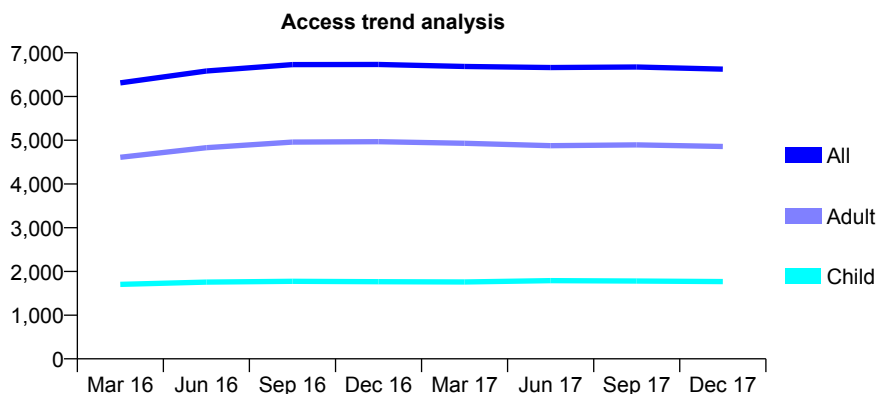
## 7A6 - Vital Signs At a Glance Contract Report for 110779/0001 - December 2017

Name or company name	Crown Cottage Dental Care
Contract type name	GDS Contract
Purpose of contract	General
Contract start date	01/11/2012
Contract end date	

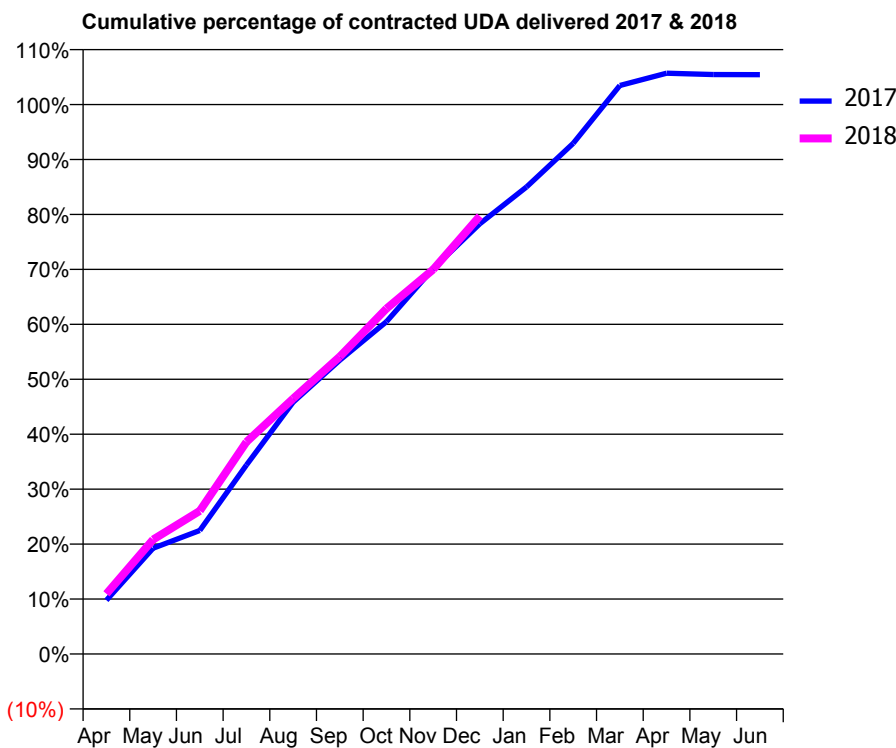
17/18 Contracted general activity (UDA)	19,208
Carry forward general activity (UDA)	-960
17/18 Contracted orthodontic activity (UOA)	0
Carry forward orthodontic activity (UOA)	0
Baseline contract value	£667,270.80

### ACCESS\*

Patients seen in 24 months	Total	Change since previous quarter
Quarter ending December 2016	6,733	
Quarter ending March 2017	6,687	→
Quarter ending June 2017	6,664	→
Quarter ending September 2017	6,675	→
Quarter ending December 2017	6,627	→
<b>Variance since December 2016</b>	<b>(1.6%)</b>	<b>↓</b>



### ACTIVITY



Month	Adjusted Scheduled Activity (UDA)	
	2017	2018
April	1,879	2,105
May	3,697	4,002
June	4,317	5,006
July	6,609	7,416
August	8,801	8,926
September	10,273	10,396
October	11,618	12,075
November	13,472	13,439
December	15,042	15,309
January	16,324	
February	17,850	
March	19,874	
April	20,300	
May	20,253	
June	20,252	

### QUALITY

	Quantity	Base Number	Contract	LHB	Wales
% of FP17s for the same patient ID Re-attending within 3 months - Children	83	1,919	4.3%	8.5%	11.0%
% of FP17s for the same patient ID Re-attending within 3 months - Adults	402	5,070	7.9%	14.9%	16.1%
% of FP17s for the same patient ID Re-attending between 3 & 9 months - Children	1,089	1,919	56.7%	58.4%	58.9%
% of FP17s for the same patient ID Re-attending between 3 & 9 months - Adults	3,023	5,070	59.6%	55.1%	55.2%
% of FP17s for Band 1 Urgent Courses	323	6,809	4.7%	9.2%	9.0%
% of FP17s Relating to Free Repair or Replacements	32	6,809	0.5%	0.8%	0.7%
% of FP17s Relating to Continuations	16	6,809	0.2%	0.7%	0.8%
% of Patients satisfied with the dentistry they have received	19	20	95.0%	91.6%	91.9%
% of Patients satisfied with the time they had to wait for an appointment	19	20	95.0%	87.9%	87.9%

\* This is based on patients treated on this contract for their most recent course of treatment. Figures in italics indicate the base number of FP17s or Patient Questionnaire responses are less than 100. N/A is shown where the base number of responses is less than 10 during the period. % is calculated as Quantity/Base number\*100

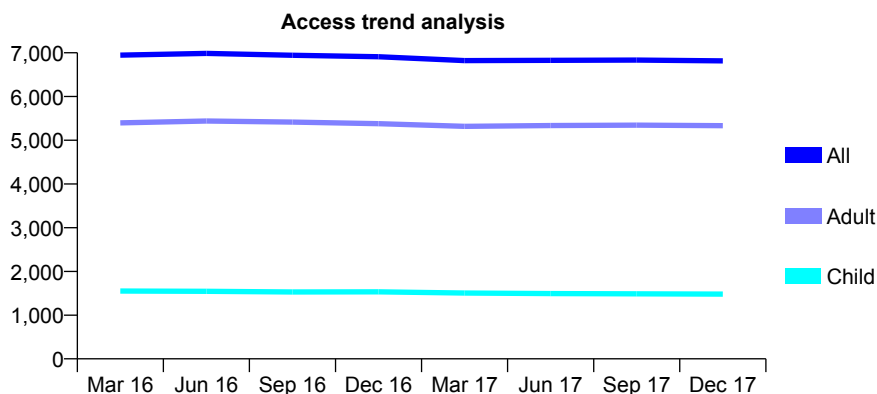
## 7A6 - Vital Signs At a Glance Contract Report for 115770/0001 - December 2017

Name or company name	Thomas and Stroud Dental Surgery
Contract type name	GDS Contract
Purpose of contract	General
Contract start date	01/12/2009
Contract end date	

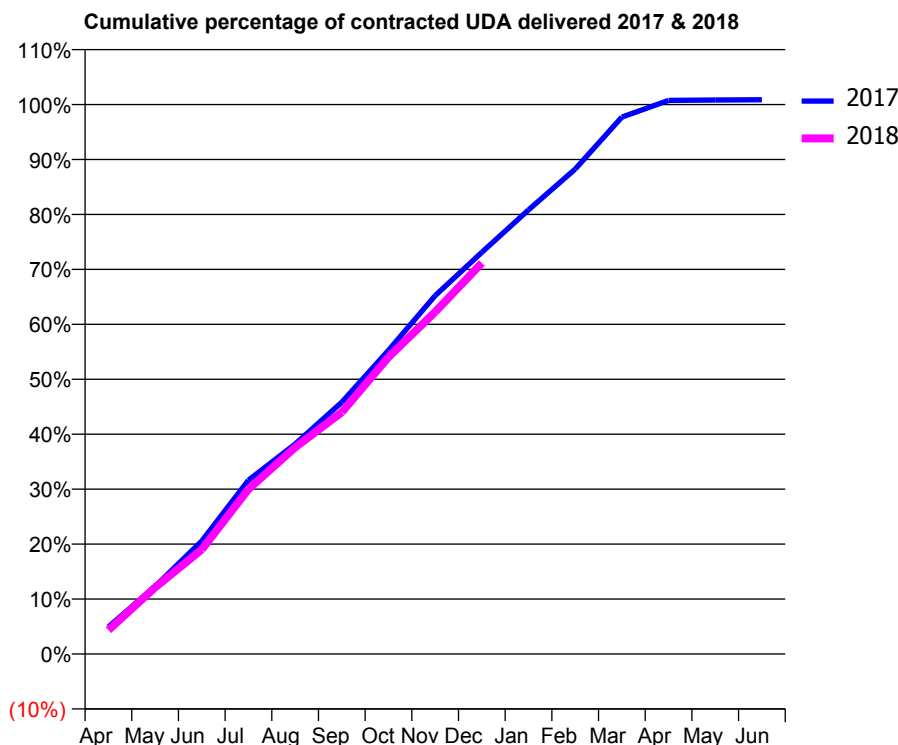
17/18 Contracted general activity (UDA)	17,876
Carry forward general activity (UDA)	-154
17/18 Contracted orthodontic activity (UOA)	0
Carry forward orthodontic activity (UOA)	0
Baseline contract value	£589,369.22

### ACCESS\*

Patients seen in 24 months	Total	Change since previous quarter
Quarter ending December 2016	6,910	
Quarter ending March 2017	6,822	↓
Quarter ending June 2017	6,827	→
Quarter ending September 2017	6,833	→
Quarter ending December 2017	6,815	→
<b>Variance since December 2016</b>	<b>(1.4%)</b>	<b>↓</b>



### ACTIVITY



Month	Adjusted Scheduled Activity (UDA)	
	2017	2018
April	868	777
May	2,164	2,167
June	3,617	3,397
July	5,560	5,363
August	6,717	6,720
September	8,053	7,865
October	9,714	9,659
November	11,462	11,130
December	12,851	12,722
January	14,204	
February	15,509	
March	17,175	
April	17,708	
May	17,721	
June	17,730	

### QUALITY

	Quantity	Base Number	Contract	LHB	Wales
% of FP17s for the same patient ID Re-attending within 3 months - Children	71	1,660	4.3%	8.5%	11.0%
% of FP17s for the same patient ID Re-attending within 3 months - Adults	598	5,595	10.7%	14.9%	16.1%
% of FP17s for the same patient ID Re-attending between 3 & 9 months - Children	952	1,660	57.3%	58.4%	58.9%
% of FP17s for the same patient ID Re-attending between 3 & 9 months - Adults	2,879	5,595	51.5%	55.1%	55.2%
% of FP17s for Band 1 Urgent Courses	361	6,956	5.2%	9.2%	9.0%
% of FP17s Relating to Free Repair or Replacements	50	6,956	0.7%	0.8%	0.7%
% of FP17s Relating to Continuations	38	6,956	0.5%	0.7%	0.8%
% of Patients satisfied with the dentistry they have received	18	19	94.7%	91.6%	91.9%
% of Patients satisfied with the time they had to wait for an appointment	15	19	78.9%	87.9%	87.9%

\* This is based on patients treated on this contract for their most recent course of treatment. Figures in italics indicate the base number of FP17s or Patient Questionnaire responses are less than 100. N/A is shown where the base number of responses is less than 10 during the period. % is calculated as Quantity/Base number\*100

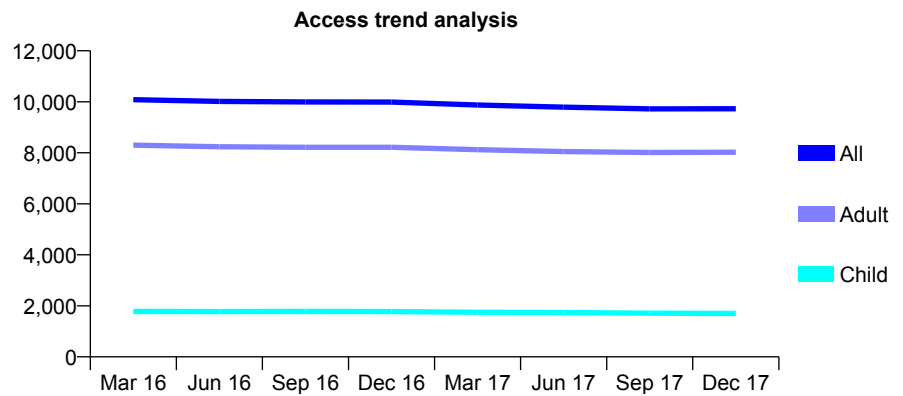
## 7A6 - Vital Signs At a Glance Contract Report for 120693/0001 - December 2017

Name or company name	Bethcar Dental Practice
Contract type name	GDS Contract
Purpose of contract	General
Contract start date	01/04/2014
Contract end date	

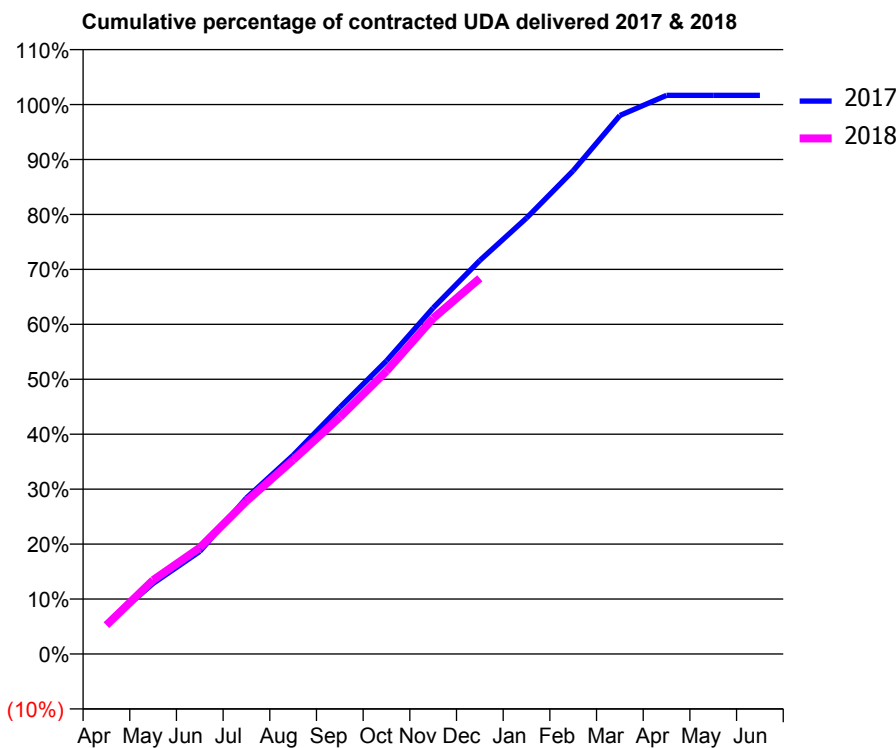
17/18 Contracted general activity (UDA)	35,900
Carry forward general activity (UDA)	-590
17/18 Contracted orthodontic activity (UOA)	0
Carry forward orthodontic activity (UOA)	0
Baseline contract value	£798,037.57

### ACCESS\*

Patients seen in 24 months	Total	Change since previous quarter
Quarter ending December 2016	9,992	
Quarter ending March 2017	9,872	↓
Quarter ending June 2017	9,789	→
Quarter ending September 2017	9,721	→
Quarter ending December 2017	9,727	→
<b>Variance since December 2016</b>	<b>(2.7%)</b>	<b>↓</b>



### ACTIVITY



Month	Adjusted Scheduled Activity (UDA)	
	2017	2018
April	1,933	1,883
May	4,534	4,831
June	6,594	6,950
July	10,028	9,989
August	12,769	12,676
September	15,845	15,465
October	18,829	18,478
November	22,231	21,928
December	25,281	24,543
January	28,010	
February	31,047	
March	34,591	
April	35,885	
May	35,889	
June	35,890	

### QUALITY

	Quantity	Base Number	Contract	LHB	Wales
% of FP17s for the same patient ID Re-attending within 3 months - Children	168	2,050	8.2%	8.5%	11.0%
% of FP17s for the same patient ID Re-attending within 3 months - Adults	1,542	10,021	15.4%	14.9%	16.1%
% of FP17s for the same patient ID Re-attending between 3 & 9 months - Children	1,325	2,050	64.6%	58.4%	58.9%
% of FP17s for the same patient ID Re-attending between 3 & 9 months - Adults	6,581	10,021	65.7%	55.1%	55.2%
% of FP17s for Band 1 Urgent Courses	707	11,454	6.2%	9.2%	9.0%
% of FP17s Relating to Free Repair or Replacements	107	11,454	0.9%	0.8%	0.7%
% of FP17s Relating to Continuations	124	11,454	1.1%	0.7%	0.8%
% of Patients satisfied with the dentistry they have received	46	48	95.8%	91.6%	91.9%
% of Patients satisfied with the time they had to wait for an appointment	45	48	93.8%	87.9%	87.9%

\* This is based on patients treated on this contract for their most recent course of treatment. Figures in italics indicate the base number of FP17s or Patient Questionnaire responses are less than 100. N/A is shown where the base number of responses is less than 10 during the period. % is calculated as Quantity/Base number\*100

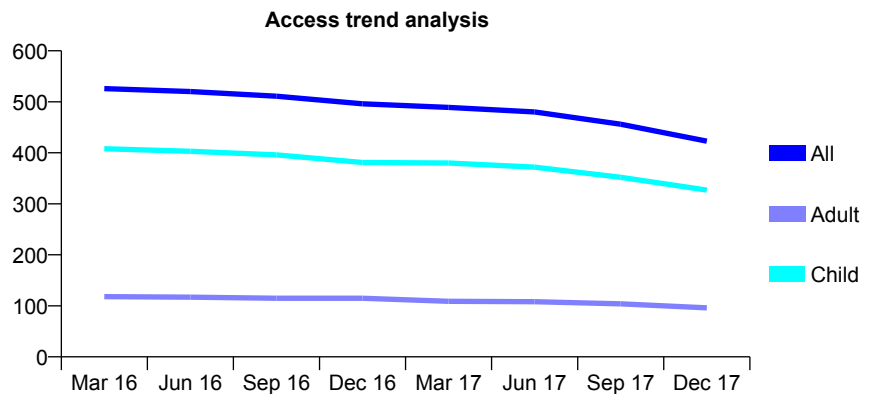
## 7A6 - Vital Signs At a Glance Contract Report for 126160/0001 - December 2017

Name or company name	Justin M Roberts Ltd
Contract type name	GDS Contract
Purpose of contract	General
Contract start date	01/04/2012
Contract end date	

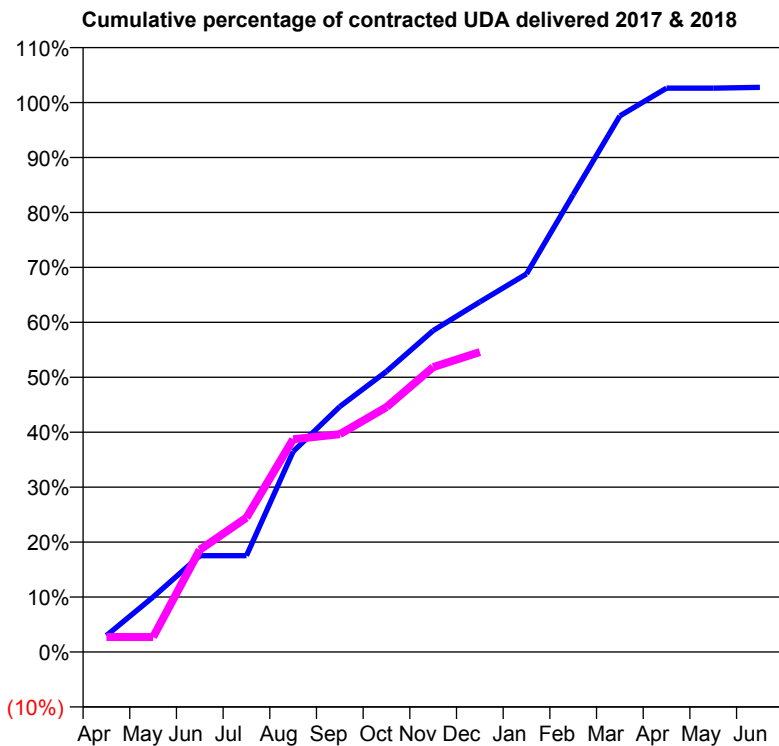
17/18 Contracted general activity (UDA)	770
Carry forward general activity (UDA)	-21
17/18 Contracted orthodontic activity (UOA)	0
Carry forward orthodontic activity (UOA)	0
Baseline contract value	£22,928.09

### ACCESS\*

Patients seen in 24 months	Total	Change since previous quarter
Quarter ending December 2016	496	
Quarter ending March 2017	489	↓
Quarter ending June 2017	480	↓
Quarter ending September 2017	456	↓
Quarter ending December 2017	423	↓
<b>Variance since December 2016</b>	<b>(14.7%)</b>	<b>↓</b>



### ACTIVITY



Month	Adjusted Scheduled Activity (UDA)	
	2017	2018
April	23	21
May	77	21
June	135	143
July	135	188
August	281	298
September	344	305
October	393	343
November	450	399
December	491	420
January	530	
February	641	
March	751	
April	790	
May	790	
June	791	

### QUALITY

	Quantity	Base Number	Contract	LHB	Wales
% of FP17s for the same patient ID Re-attending within 3 months - Children	20	279	7.2%	8.5%	11.0%
% of FP17s for the same patient ID Re-attending within 3 months - Adults	3	37	8.1%	14.9%	16.1%
% of FP17s for the same patient ID Re-attending between 3 & 9 months - Children	119	279	42.7%	58.4%	58.9%
% of FP17s for the same patient ID Re-attending between 3 & 9 months - Adults	13	37	35.1%	55.1%	55.2%
% of FP17s for Band 1 Urgent Courses	2	295	0.7%	9.2%	9.0%
% of FP17s Relating to Free Repair or Replacements	0	295	0.0%	0.8%	0.7%
% of FP17s Relating to Continuations	4	295	1.4%	0.7%	0.8%
% of Patients satisfied with the dentistry they have received	0	0	N/A	91.6%	91.9%
% of Patients satisfied with the time they had to wait for an appointment	0	0	N/A	87.9%	87.9%

\* This is based on patients treated on this contract for their most recent course of treatment. Figures in italics indicate the base number of FP17s or Patient Questionnaire responses are less than 100. N/A is shown where the base number of responses is less than 10 during the period. % is calculated as Quantity/Base number\*100

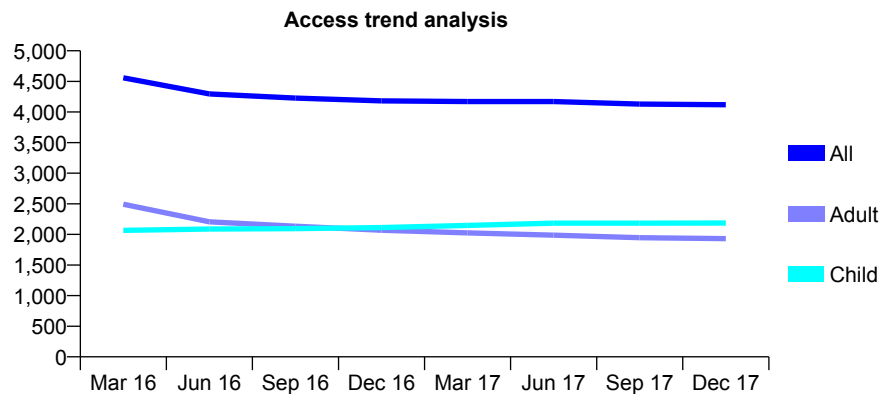
## 7A6 - Vital Signs At a Glance Contract Report for 126314/0001 - December 2017

Name or company name	Sunnycourt Ltd
Contract type name	GDS Contract
Purpose of contract	General
Contract start date	01/01/2011
Contract end date	

17/18 Contracted general activity (UDA)	13,222
Carry forward general activity (UDA)	-264
17/18 Contracted orthodontic activity (UOA)	0
Carry forward orthodontic activity (UOA)	0
Baseline contract value	£315,670.77

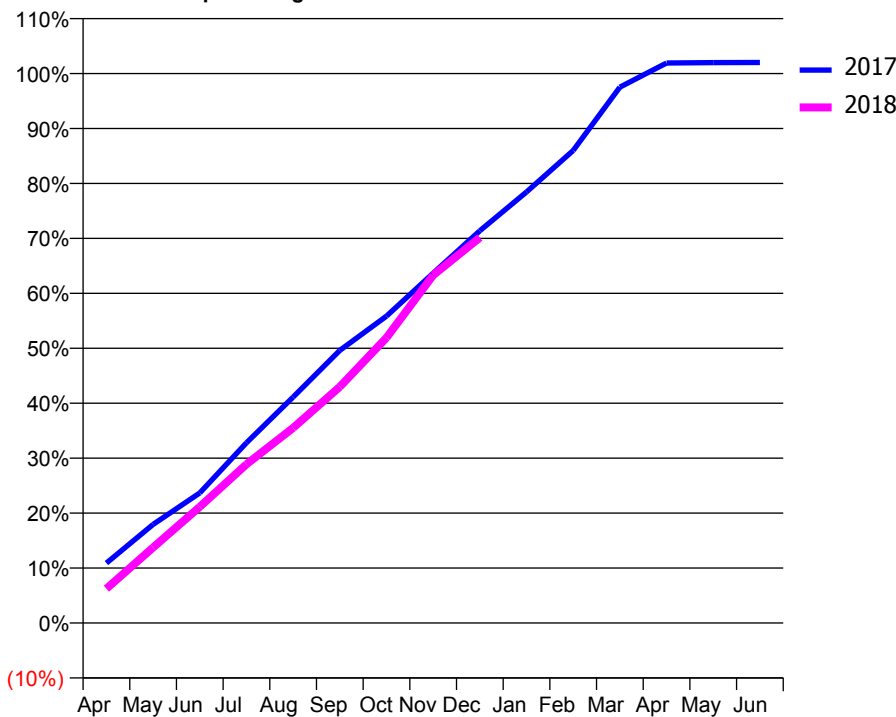
### ACCESS\*

Patients seen in 24 months	Total	Change since previous quarter
Quarter ending December 2016	4,182	
Quarter ending March 2017	4,171	→
Quarter ending June 2017	4,172	→
Quarter ending September 2017	4,130	↓
Quarter ending December 2017	4,119	→
<b>Variance since December 2016</b>	<b>(1.5%)</b>	<b>↓</b>



### ACTIVITY

Cumulative percentage of contracted UDA delivered 2017 & 2018



Month	Adjusted Scheduled Activity (UDA)	
	2017	2018
April	1,443	825
May	2,372	1,819
June	3,130	2,795
July	4,337	3,819
August	5,436	4,695
September	6,561	5,685
October	7,384	6,864
November	8,419	8,371
December	9,438	9,274
January	10,373	
February	11,369	
March	12,894	
April	13,473	
May	13,483	
June	13,486	

### QUALITY

	Quantity	Base Number	Contract	LHB	Wales
% of FP17s for the same patient ID Re-attending within 3 months - Children	174	2,574	6.8%	8.5%	11.0%
% of FP17s for the same patient ID Re-attending within 3 months - Adults	288	1,781	16.2%	14.9%	16.1%
% of FP17s for the same patient ID Re-attending between 3 & 9 months - Children	1,514	2,574	58.8%	58.4%	58.9%
% of FP17s for the same patient ID Re-attending between 3 & 9 months - Adults	897	1,781	50.4%	55.1%	55.2%
% of FP17s for Band 1 Urgent Courses	215	4,129	5.2%	9.2%	9.0%
% of FP17s Relating to Free Repair or Replacements	1	4,129	0.0%	0.8%	0.7%
% of FP17s Relating to Continuations	3	4,129	0.1%	0.7%	0.8%
% of Patients satisfied with the dentistry they have received	7	7	N/A	91.6%	91.9%
% of Patients satisfied with the time they had to wait for an appointment	7	7	N/A	87.9%	87.9%

\* This is based on patients treated on this contract for their most recent course of treatment. Figures in italics indicate the base number of FP17s or Patient Questionnaire responses are less than 100. N/A is shown where the base number of responses is less than 10 during the period. % is calculated as Quantity/Base number\*100

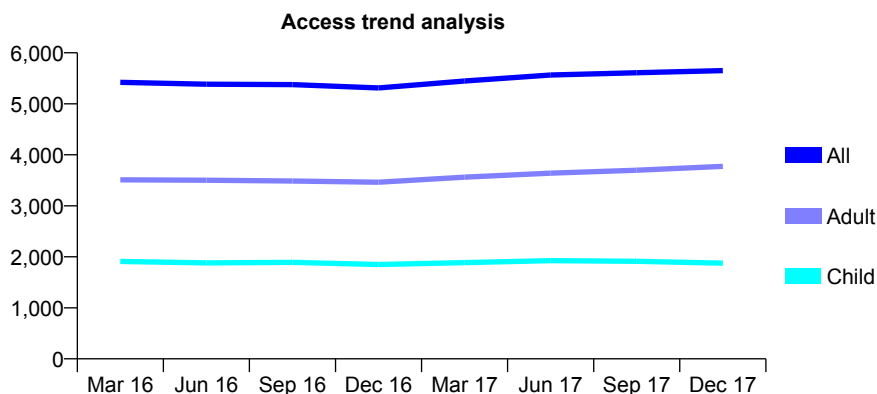
## 7A6 - Vital Signs At a Glance Contract Report for 128112/0001 - December 2017

Name or company name	Malpas Dental Practice Limited
Contract type name	GDS Contract
Purpose of contract	General
Contract start date	01/08/2010
Contract end date	

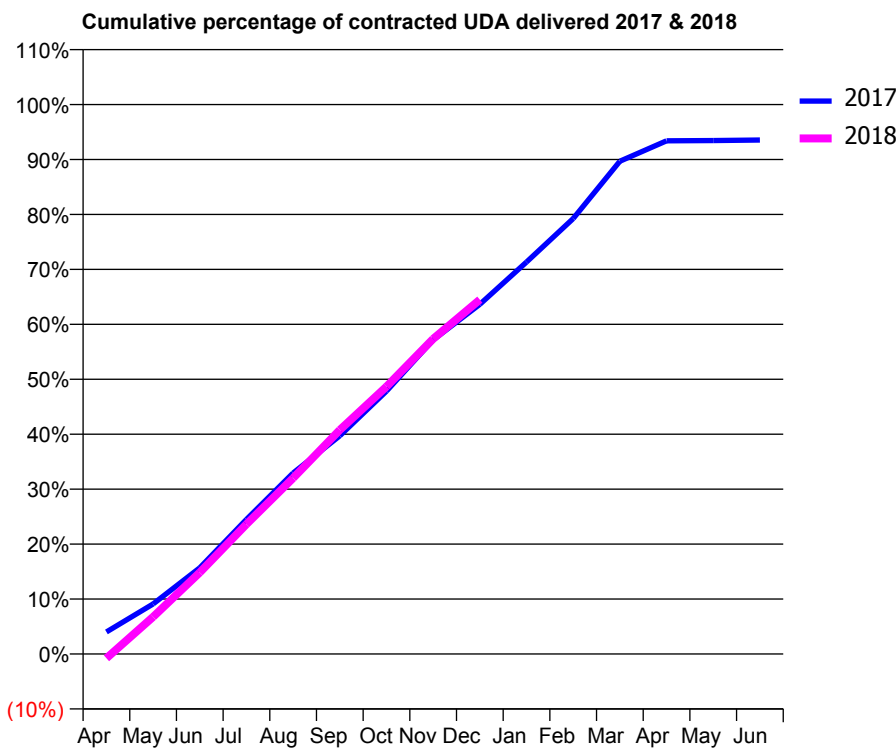
17/18 Contracted general activity (UDA)	16,705
Carry forward general activity (UDA)	835
17/18 Contracted orthodontic activity (UOA)	0
Carry forward orthodontic activity (UOA)	0
Baseline contract value	£532,093.01

### ACCESS\*

Patients seen in 24 months	Total	Change since previous quarter
Quarter ending December 2016	5,312	
Quarter ending March 2017	5,448	↑
Quarter ending June 2017	5,565	↑
Quarter ending September 2017	5,610	→
Quarter ending December 2017	5,650	→
<b>Variance since December 2016</b>	<b>6.4%</b>	<b>↑</b>



### ACTIVITY



Month	Adjusted Scheduled Activity (UDA)	
	2017	2018
April	670	-132
May	1,520	1,128
June	2,622	2,479
July	4,093	3,946
August	5,503	5,350
September	6,636	6,813
October	7,992	8,131
November	9,549	9,579
December	10,632	10,774
January	11,914	
February	13,236	
March	14,980	
April	15,600	
May	15,609	
June	15,624	

### QUALITY

	Quantity	Base Number	Contract	LHB	Wales
% of FP17s for the same patient ID Re-attending within 3 months - Children	152	2,264	6.7%	8.5%	11.0%
% of FP17s for the same patient ID Re-attending within 3 months - Adults	673	4,828	13.9%	14.9%	16.1%
% of FP17s for the same patient ID Re-attending between 3 & 9 months - Children	1,633	2,264	72.1%	58.4%	58.9%
% of FP17s for the same patient ID Re-attending between 3 & 9 months - Adults	3,237	4,828	67.0%	55.1%	55.2%
% of FP17s for Band 1 Urgent Courses	389	6,759	5.8%	9.2%	9.0%
% of FP17s Relating to Free Repair or Replacements	31	6,759	0.5%	0.8%	0.7%
% of FP17s Relating to Continuations	14	6,759	0.2%	0.7%	0.8%
% of Patients satisfied with the dentistry they have received	14	16	87.5%	91.6%	91.9%
% of Patients satisfied with the time they had to wait for an appointment	14	16	87.5%	87.9%	87.9%

\* This is based on patients treated on this contract for their most recent course of treatment. Figures in italics indicate the base number of FP17s or Patient Questionnaire responses are less than 100. N/A is shown where the base number of responses is less than 10 during the period. % is calculated as Quantity/Base number\*100

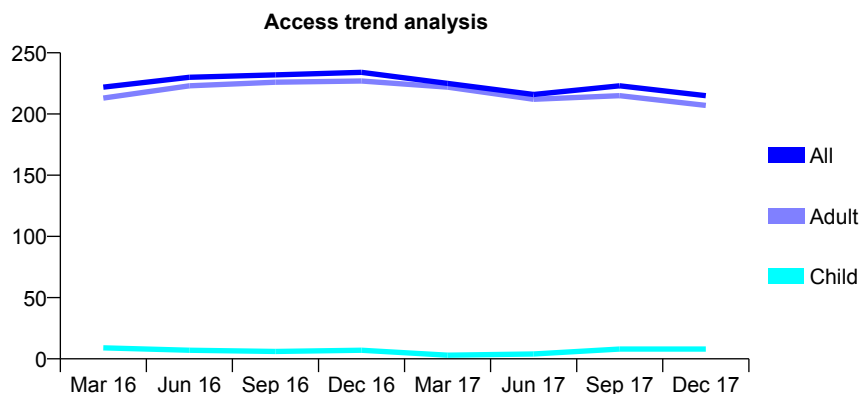
## 7A6 - Vital Signs At a Glance Contract Report for 128112/0002 - December 2017

Name or company name	Malpas Dental Practice Limited
Contract type name	PDS Contract
Purpose of contract	General
Contract start date	19/11/2012
Contract end date	31/03/2018

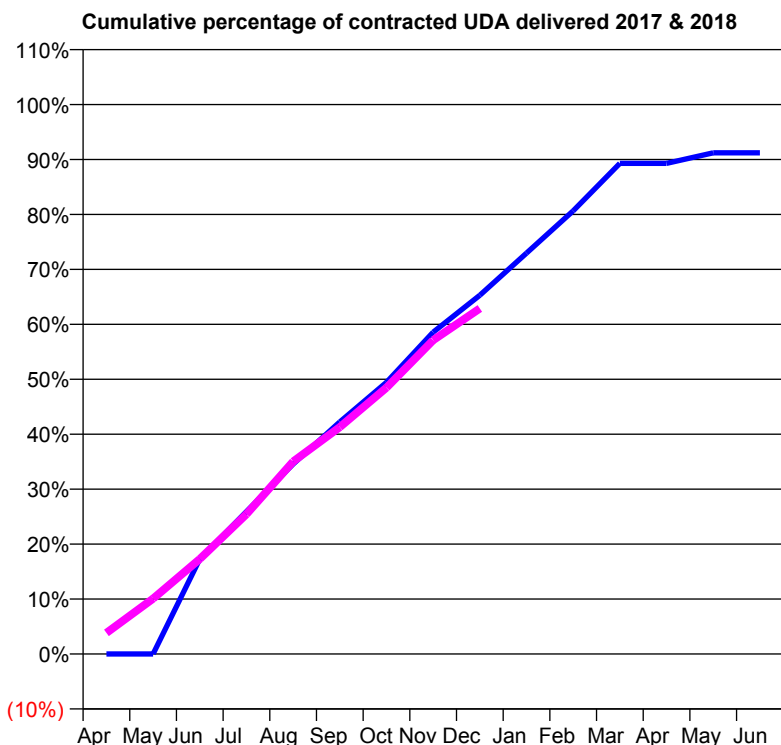
17/18 Contracted general activity (UDA)	250
Carry forward general activity (UDA)	0
17/18 Contracted orthodontic activity (UOA)	0
Carry forward orthodontic activity (UOA)	0
Baseline contract value	£12,313.81

### ACCESS\*

Patients seen in 24 months	Total	Change since previous quarter
Quarter ending December 2016	234	
Quarter ending March 2017	225	↓
Quarter ending June 2017	216	↓
Quarter ending September 2017	223	↑
Quarter ending December 2017	215	↓
<b>Variance since December 2016</b>	<b>(8.1%)</b>	<b>↓</b>



### ACTIVITY



Month	Adjusted Scheduled Activity (UDA)	
	2017	2018
April	0	10
May	0	25
June	43	43
July	65	64
August	86	88
September	106	103
October	124	121
November	146	143
December	163	157
January	182	
February	202	
March	223	
April	223	
May	228	
June	228	

### QUALITY

	Quantity	Base Number	Contract	LHB	Wales
% of FP17s for the same patient ID Re-attending within 3 months - Children	0	9	0.0%	8.5%	11.0%
% of FP17s for the same patient ID Re-attending within 3 months - Adults	1	126	0.8%	14.9%	16.1%
% of FP17s for the same patient ID Re-attending between 3 & 9 months - Children	0	9	0.0%	58.4%	58.9%
% of FP17s for the same patient ID Re-attending between 3 & 9 months - Adults	0	126	0.0%	55.1%	55.2%
% of FP17s for Band 1 Urgent Courses	131	131	100.0%	9.2%	9.0%
% of FP17s Relating to Free Repair or Replacements	0	131	0.0%	0.8%	0.7%
% of FP17s Relating to Continuations	0	131	0.0%	0.7%	0.8%
% of Patients satisfied with the dentistry they have received	0	0	N/A	91.6%	91.9%
% of Patients satisfied with the time they had to wait for an appointment	0	0	N/A	87.9%	87.9%

\* This is based on patients treated on this contract for their most recent course of treatment. Figures in italics indicate the base number of FP17s or Patient Questionnaire responses are less than 100. N/A is shown where the base number of responses is less than 10 during the period. % is calculated as Quantity/Base number\*100



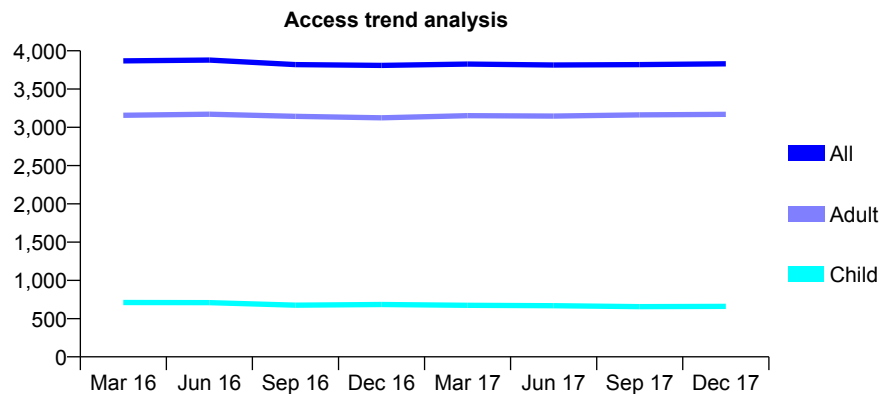
## 7A6 - Vital Signs At a Glance Contract Report for 128600/0001 - December 2017

Name or company name	Llanyrafon Dental Practice Ltd
Contract type name	GDS Contract
Purpose of contract	General
Contract start date	01/04/2012
Contract end date	

17/18 Contracted general activity (UDA)	10,780
Carry forward general activity (UDA)	-117
17/18 Contracted orthodontic activity (UOA)	0
Carry forward orthodontic activity (UOA)	0
Baseline contract value	£268,745.84

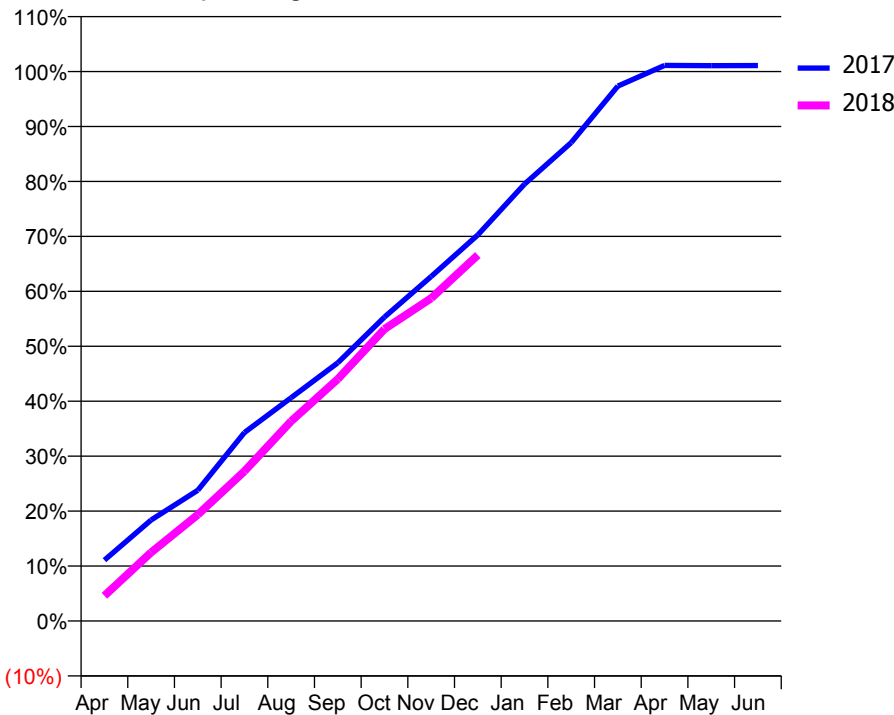
### ACCESS\*

Patients seen in 24 months	Total	Change since previous quarter
Quarter ending December 2016	3,809	
Quarter ending March 2017	3,826	→
Quarter ending June 2017	3,814	→
Quarter ending September 2017	3,819	→
Quarter ending December 2017	3,830	→
<b>Variance since December 2016</b>	<b>0.6%</b>	<b>→</b>



### ACTIVITY

Cumulative percentage of contracted UDA delivered 2017 & 2018



Month	Adjusted Scheduled Activity (UDA)	
	2017	2018
April	1,193	496
May	1,982	1,347
June	2,565	2,086
July	3,697	2,940
August	4,380	3,920
September	5,066	4,747
October	5,962	5,728
November	6,758	6,332
December	7,575	7,178
January	8,572	
February	9,386	
March	10,495	
April	10,900	
May	10,893	
June	10,897	

### QUALITY

	Quantity	Base Number	Contract	LHB	Wales
% of FP17s for the same patient ID Re-attending within 3 months - Children	14	717	2.0%	8.5%	11.0%
% of FP17s for the same patient ID Re-attending within 3 months - Adults	144	3,147	4.6%	14.9%	16.1%
% of FP17s for the same patient ID Re-attending between 3 & 9 months - Children	461	717	64.3%	58.4%	58.9%
% of FP17s for the same patient ID Re-attending between 3 & 9 months - Adults	2,034	3,147	64.6%	55.1%	55.2%
% of FP17s for Band 1 Urgent Courses	63	3,650	1.7%	9.2%	9.0%
% of FP17s Relating to Free Repair or Replacements	10	3,650	0.3%	0.8%	0.7%
% of FP17s Relating to Continuations	2	3,650	0.1%	0.7%	0.8%
% of Patients satisfied with the dentistry they have received	14	16	87.5%	91.6%	91.9%
% of Patients satisfied with the time they had to wait for an appointment	16	16	100.0%	87.9%	87.9%

\* This is based on patients treated on this contract for their most recent course of treatment. Figures in italics indicate the base number of FP17s or Patient Questionnaire responses are less than 100. N/A is shown where the base number of responses is less than 10 during the period. % is calculated as Quantity/Base number\*100

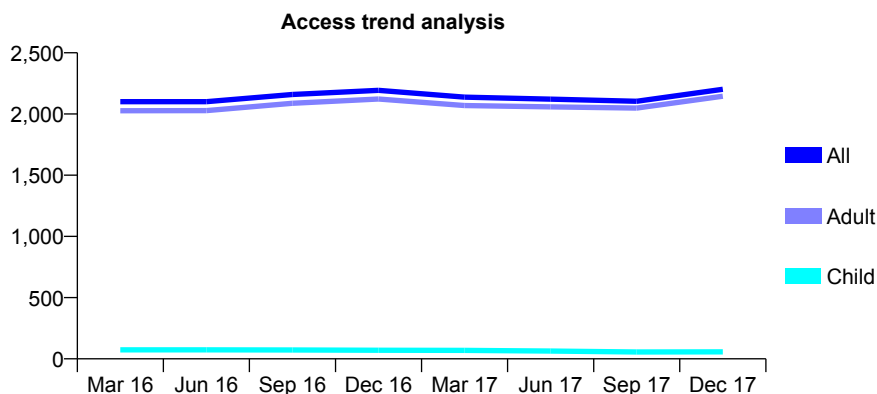
## 7A6 - Vital Signs At a Glance Contract Report for 128945/0001 - December 2017

Name or company name	Devon Place Limited
Contract type name	PDS Contract
Purpose of contract	General
Contract start date	01/04/2012
Contract end date	31/03/2018

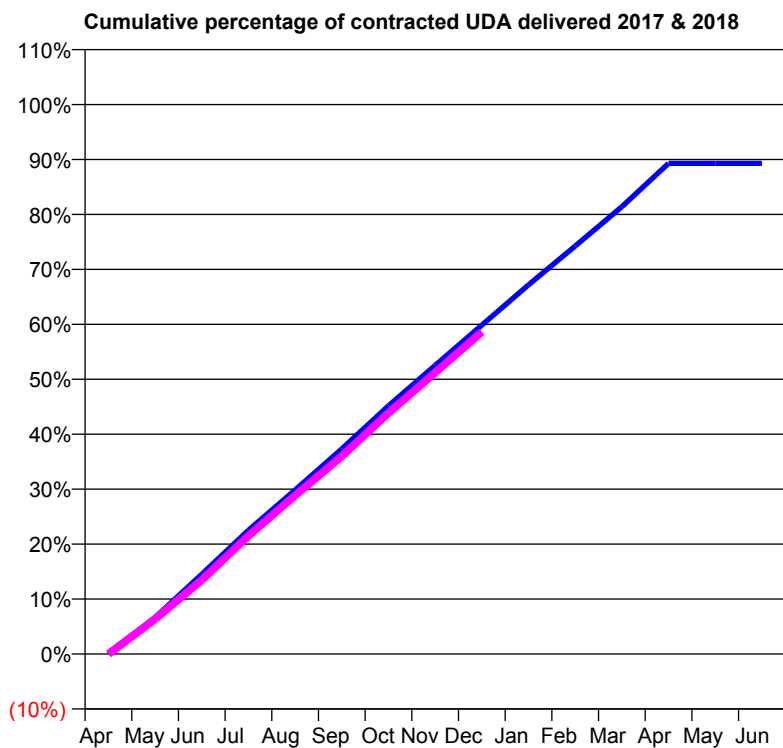
17/18 Contracted general activity (UDA)	3,095
Carry forward general activity (UDA)	0
17/18 Contracted orthodontic activity (UOA)	0
Carry forward orthodontic activity (UOA)	0
Baseline contract value	£81,108.52

### ACCESS\*

Patients seen in 24 months	Total	Change since previous quarter
Quarter ending December 2016	2,193	
Quarter ending March 2017	2,138	↓
Quarter ending June 2017	2,122	→
Quarter ending September 2017	2,104	→
Quarter ending December 2017	2,202	↑
<b>Variance since December 2016</b>	0.4%	→



### ACTIVITY



Month	Adjusted Scheduled Activity (UDA)	
	2017	2018
April	0	0
May	206	197
June	450	417
July	697	667
August	924	893
September	1,156	1,115
October	1,398	1,358
November	1,626	1,586
December	1,853	1,815
January	2,079	
February	2,298	
March	2,520	
April	2,763	
May	2,763	
June	2,763	

### QUALITY

	Quantity	Base Number	Contract	LHB	Wales
% of FP17s for the same patient ID Re-attending within 3 months - Children	4	51	7.8%	8.5%	11.0%
% of FP17s for the same patient ID Re-attending within 3 months - Adults	101	1,663	6.1%	14.9%	16.1%
% of FP17s for the same patient ID Re-attending between 3 & 9 months - Children	2	51	3.9%	58.4%	58.9%
% of FP17s for the same patient ID Re-attending between 3 & 9 months - Adults	53	1,663	3.2%	55.1%	55.2%
% of FP17s for Band 1 Urgent Courses	1,506	1,514	99.5%	9.2%	9.0%
% of FP17s Relating to Free Repair or Replacements	0	1,514	0.0%	0.8%	0.7%
% of FP17s Relating to Continuations	0	1,514	0.0%	0.7%	0.8%
% of Patients satisfied with the dentistry they have received	2	2	N/A	91.6%	91.9%
% of Patients satisfied with the time they had to wait for an appointment	2	2	N/A	87.9%	87.9%

\* This is based on patients treated on this contract for their most recent course of treatment. Figures in italics indicate the base number of FP17s or Patient Questionnaire responses are less than 100. N/A is shown where the base number of responses is less than 10 during the period. % is calculated as Quantity/Base number\*100

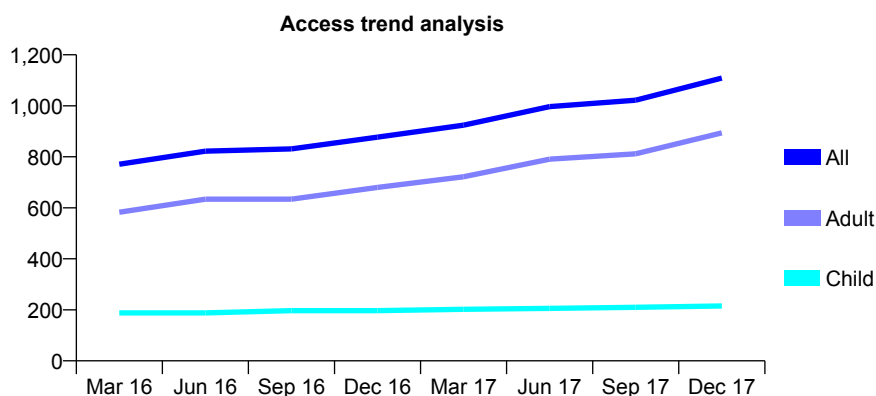
## 7A6 - Vital Signs At a Glance Contract Report for 128945/0002 - December 2017

Name or company name	Devon Place Limited
Contract type name	GDS Contract
Purpose of contract	General
Contract start date	01/04/2012
Contract end date	

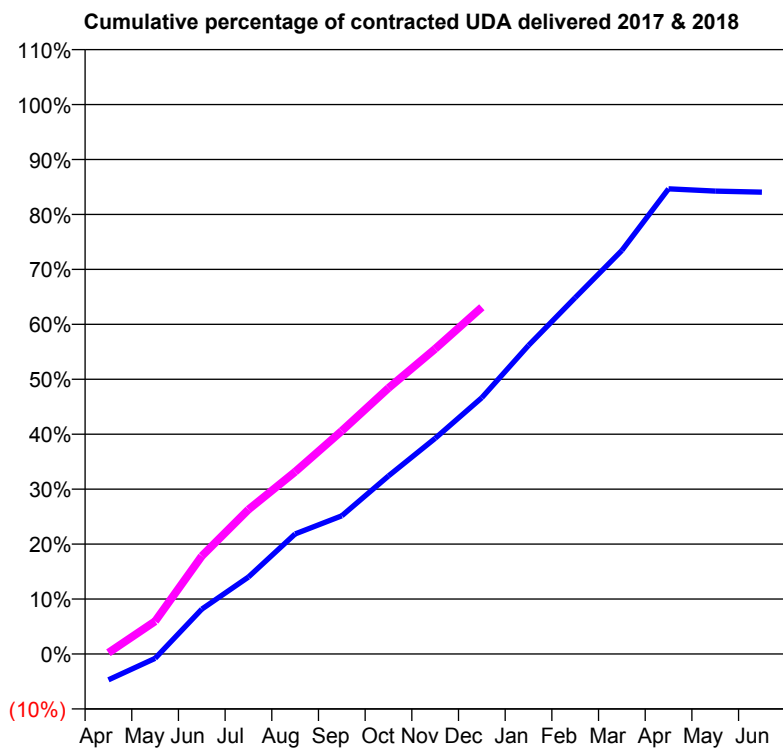
17/18 Contracted general activity (UDA)	3,767
Carry forward general activity (UDA)	0
17/18 Contracted orthodontic activity (UOA)	0
Carry forward orthodontic activity (UOA)	0
Baseline contract value	£94,014.56

### ACCESS\*

Patients seen in 24 months	Total	Change since previous quarter
Quarter ending December 2016	877	
Quarter ending March 2017	924	↑
Quarter ending June 2017	997	↑
Quarter ending September 2017	1,022	↑
Quarter ending December 2017	1,109	↑
<b>Variance since December 2016</b>	<b>26.5%</b>	<b>↑</b>



### ACTIVITY



Month	Adjusted Scheduled Activity (UDA)	
	2017	2018
April	-178	9
May	-31	224
June	308	672
July	528	990
August	823	1,249
September	947	1,530
October	1,221	1,823
November	1,478	2,092
December	1,758	2,378
January	2,116	
February	2,443	
March	2,767	
April	3,189	
May	3,173	
June	3,166	

### QUALITY

	Quantity	Base Number	Contract	LHB	Wales
% of FP17s for the same patient ID Re-attending within 3 months - Children	26	303	8.6%	8.5%	11.0%
% of FP17s for the same patient ID Re-attending within 3 months - Adults	124	997	12.4%	14.9%	16.1%
% of FP17s for the same patient ID Re-attending between 3 & 9 months - Children	201	303	66.3%	58.4%	58.9%
% of FP17s for the same patient ID Re-attending between 3 & 9 months - Adults	575	997	57.7%	55.1%	55.2%
% of FP17s for Band 1 Urgent Courses	78	1,127	6.9%	9.2%	9.0%
% of FP17s Relating to Free Repair or Replacements	7	1,127	0.6%	0.8%	0.7%
% of FP17s Relating to Continuations	0	1,127	0.0%	0.7%	0.8%
% of Patients satisfied with the dentistry they have received	4	4	N/A	91.6%	91.9%
% of Patients satisfied with the time they had to wait for an appointment	4	4	N/A	87.9%	87.9%

\* This is based on patients treated on this contract for their most recent course of treatment. Figures in italics indicate the base number of FP17s or Patient Questionnaire responses are less than 100. N/A is shown where the base number of responses is less than 10 during the period. % is calculated as Quantity/Base number\*100

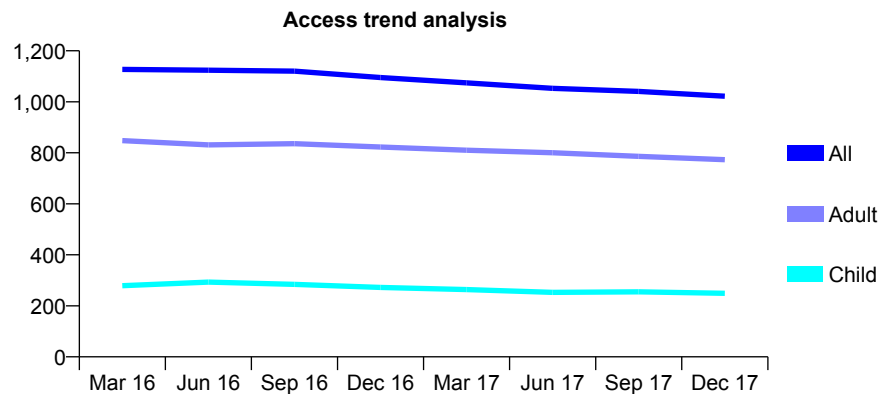
## 7A6 - Vital Signs At a Glance Contract Report for 130389/0001 - December 2017

Name or company name	Aneurin Bevan Health Board
Contract type name	GDS Contract
Purpose of contract	General
Contract start date	18/07/2006
Contract end date	

17/18 Contracted general activity (UDA)	4,000
Carry forward general activity (UDA)	0
17/18 Contracted orthodontic activity (UOA)	0
Carry forward orthodontic activity (UOA)	0
Baseline contract value	£111,021.62

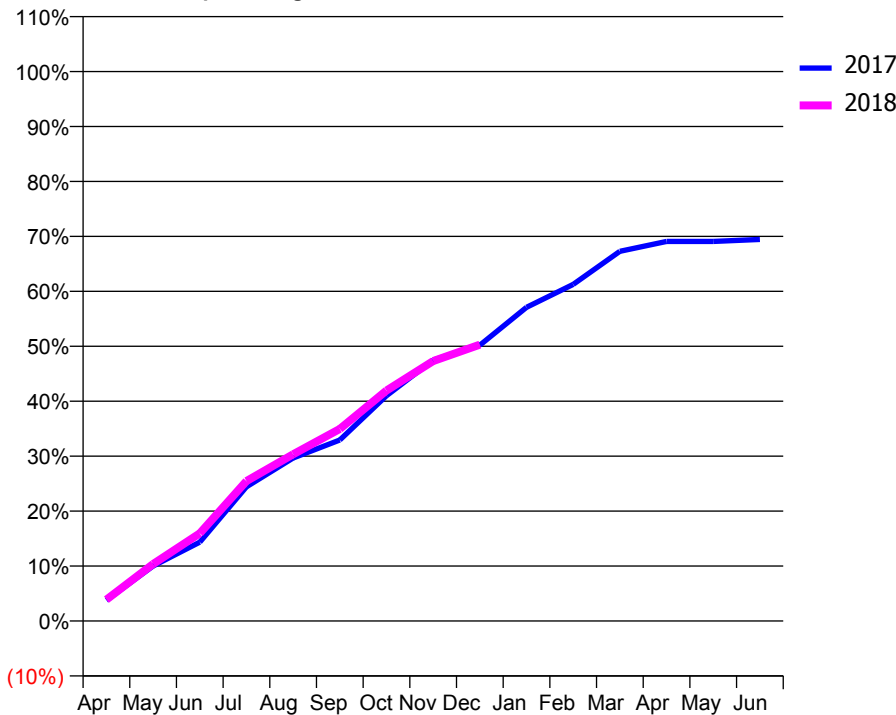
### ACCESS\*

Patients seen in 24 months	Total	Change since previous quarter
Quarter ending December 2016	1,095	
Quarter ending March 2017	1,074	↓
Quarter ending June 2017	1,053	↓
Quarter ending September 2017	1,041	↓
Quarter ending December 2017	1,022	↓
<b>Variance since December 2016</b>	<b>(6.7%)</b>	<b>↓</b>



### ACTIVITY

Cumulative percentage of contracted UDA delivered 2017 & 2018



Month	Adjusted Scheduled Activity (UDA)	
	2017	2018
April	151	156
May	401	415
June	574	638
July	977	1,019
August	1,186	1,214
September	1,318	1,398
October	1,640	1,678
November	1,899	1,892
December	2,008	2,011
January	2,283	
February	2,450	
March	2,691	
April	2,763	
May	2,763	
June	2,777	

### QUALITY

	Quantity	Base Number	Contract	LHB	Wales
% of FP17s for the same patient ID Re-attending within 3 months - Children	26	203	12.8%	8.5%	11.0%
% of FP17s for the same patient ID Re-attending within 3 months - Adults	103	659	15.6%	14.9%	16.1%
% of FP17s for the same patient ID Re-attending between 3 & 9 months - Children	55	203	27.1%	58.4%	58.9%
% of FP17s for the same patient ID Re-attending between 3 & 9 months - Adults	229	659	34.7%	55.1%	55.2%
% of FP17s for Band 1 Urgent Courses	77	824	9.3%	9.2%	9.0%
% of FP17s Relating to Free Repair or Replacements	16	824	1.9%	0.8%	0.7%
% of FP17s Relating to Continuations	11	824	1.3%	0.7%	0.8%
% of Patients satisfied with the dentistry they have received	5	6	N/A	91.6%	91.9%
% of Patients satisfied with the time they had to wait for an appointment	4	6	N/A	87.9%	87.9%

\* This is based on patients treated on this contract for their most recent course of treatment. Figures in italics indicate the base number of FP17s or Patient Questionnaire responses are less than 100. N/A is shown where the base number of responses is less than 10 during the period. % is calculated as Quantity/Base number\*100

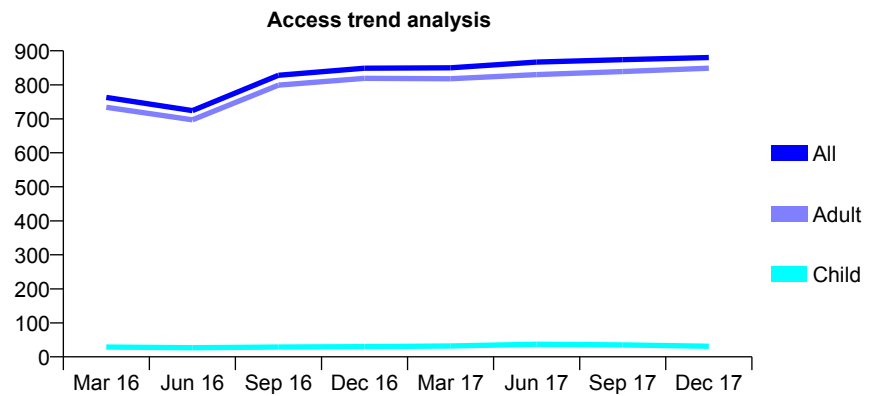
## 7A6 - Vital Signs At a Glance Contract Report for 130389/0002 - December 2017

Name or company name	Aneurin Bevan Health Board
Contract type name	GDS Contract
Purpose of contract	General
Contract start date	01/06/2007
Contract end date	

17/18 Contracted general activity (UDA)	4,000
Carry forward general activity (UDA)	0
17/18 Contracted orthodontic activity (UOA)	0
Carry forward orthodontic activity (UOA)	0
Baseline contract value	£145,223.22

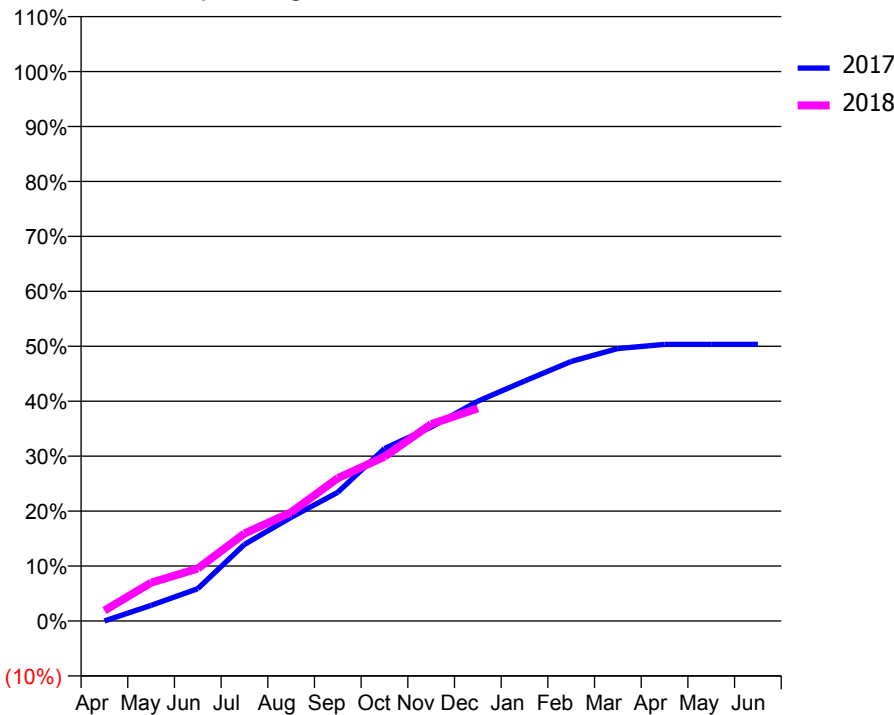
### ACCESS\*

Patients seen in 24 months	Total	Change since previous quarter
Quarter ending December 2016	849	
Quarter ending March 2017	850	→
Quarter ending June 2017	867	↑
Quarter ending September 2017	874	→
Quarter ending December 2017	880	→
<b>Variance since December 2016</b>	<b>3.7%</b>	<b>↑</b>



### ACTIVITY

Cumulative percentage of contracted UDA delivered 2017 & 2018



Month	Adjusted Scheduled Activity (UDA)	
	2017	2018
April	0	76
May	114	279
June	235	382
July	557	637
August	755	791
September	938	1,040
October	1,255	1,196
November	1,412	1,433
December	1,600	1,548
January	1,746	
February	1,889	
March	1,983	
April	2,013	
May	2,013	
June	2,013	

### QUALITY

	Quantity	Base Number	Contract	LHB	Wales
% of FP17s for the same patient ID Re-attending within 3 months - Children	3	20	15.0%	8.5%	11.0%
% of FP17s for the same patient ID Re-attending within 3 months - Adults	51	568	9.0%	14.9%	16.1%
% of FP17s for the same patient ID Re-attending between 3 & 9 months - Children	3	20	15.0%	58.4%	58.9%
% of FP17s for the same patient ID Re-attending between 3 & 9 months - Adults	115	568	20.2%	55.1%	55.2%
% of FP17s for Band 1 Urgent Courses	55	568	9.7%	9.2%	9.0%
% of FP17s Relating to Free Repair or Replacements	0	568	0.0%	0.8%	0.7%
% of FP17s Relating to Continuations	2	568	0.4%	0.7%	0.8%
% of Patients satisfied with the dentistry they have received	2	3	N/A	91.6%	91.9%
% of Patients satisfied with the time they had to wait for an appointment	2	3	N/A	87.9%	87.9%

\* This is based on patients treated on this contract for their most recent course of treatment. Figures in italics indicate the base number of FP17s or Patient Questionnaire responses are less than 100. N/A is shown where the base number of responses is less than 10 during the period. % is calculated as Quantity/Base number\*100

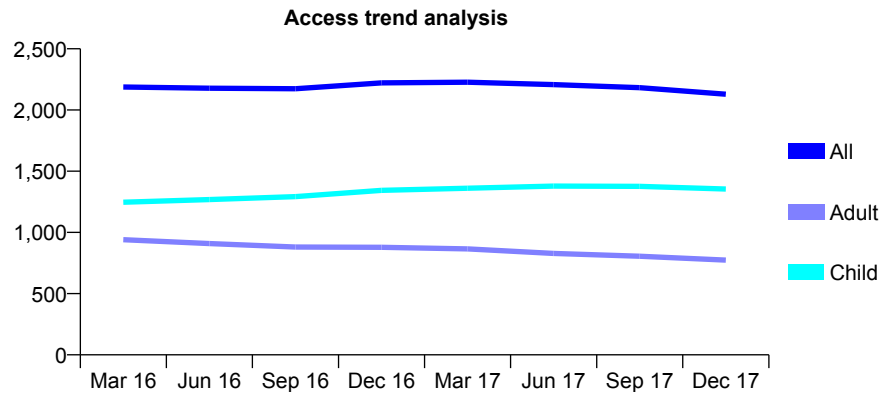
## 7A6 - Vital Signs At a Glance Contract Report for 133248/0001 - December 2017

Name or company name	Hilltop View Ltd
Contract type name	GDS Contract
Purpose of contract	General
Contract start date	01/04/2011
Contract end date	

17/18 Contracted general activity (UDA)	6,100
Carry forward general activity (UDA)	0
17/18 Contracted orthodontic activity (UOA)	0
Carry forward orthodontic activity (UOA)	0
Baseline contract value	£157,461.16

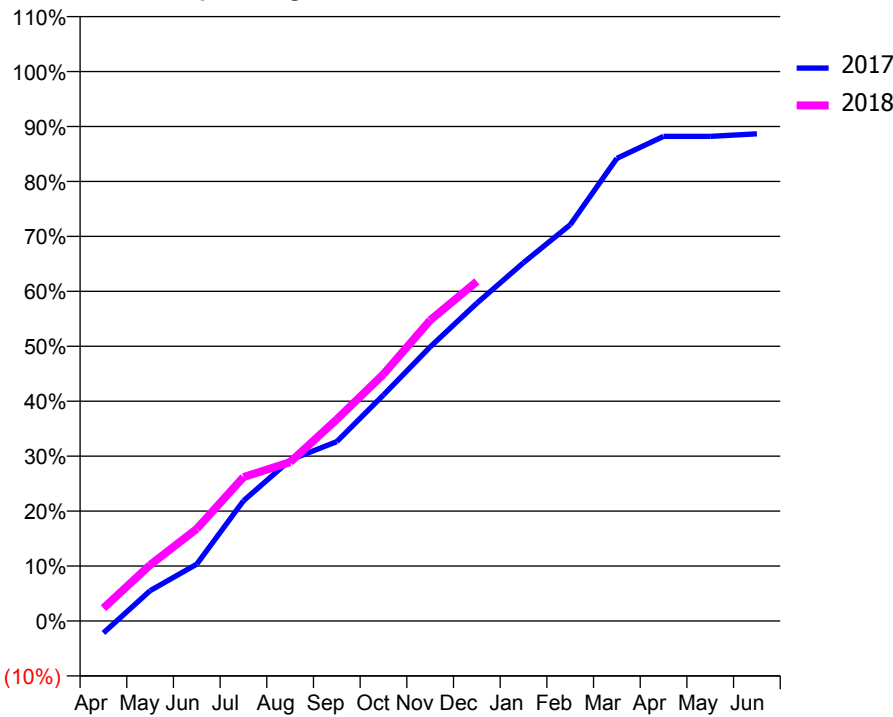
### ACCESS\*

Patients seen in 24 months	Total	Change since previous quarter
Quarter ending December 2016	2,222	
Quarter ending March 2017	2,227	→
Quarter ending June 2017	2,207	→
Quarter ending September 2017	2,182	↓
Quarter ending December 2017	2,129	↓
<b>Variance since December 2016</b>	<b>(4.2%)</b>	<b>↓</b>



### ACTIVITY

Cumulative percentage of contracted UDA delivered 2017 & 2018



Month	Adjusted Scheduled Activity (UDA)	
	2017	2018
April	-142	143
May	358	623
June	673	1,024
July	1,421	1,598
August	1,905	1,764
September	2,123	2,239
October	2,675	2,741
November	3,242	3,338
December	3,760	3,770
January	4,239	
February	4,687	
March	5,473	
April	5,732	
May	5,733	
June	5,762	

### QUALITY

	Quantity	Base Number	Contract	LHB	Wales
% of FP17s for the same patient ID Re-attending within 3 months - Children	74	1,212	6.1%	8.5%	11.0%
% of FP17s for the same patient ID Re-attending within 3 months - Adults	134	692	19.4%	14.9%	16.1%
% of FP17s for the same patient ID Re-attending between 3 & 9 months - Children	571	1,212	47.1%	58.4%	58.9%
% of FP17s for the same patient ID Re-attending between 3 & 9 months - Adults	365	692	52.7%	55.1%	55.2%
% of FP17s for Band 1 Urgent Courses	164	1,789	9.2%	9.2%	9.0%
% of FP17s Relating to Free Repair or Replacements	0	1,789	0.0%	0.8%	0.7%
% of FP17s Relating to Continuations	25	1,789	1.4%	0.7%	0.8%
% of Patients satisfied with the dentistry they have received	2	3	N/A	91.6%	91.9%
% of Patients satisfied with the time they had to wait for an appointment	1	3	N/A	87.9%	87.9%

\* This is based on patients treated on this contract for their most recent course of treatment. Figures in italics indicate the base number of FP17s or Patient Questionnaire responses are less than 100. N/A is shown where the base number of responses is less than 10 during the period. % is calculated as Quantity/Base number\*100

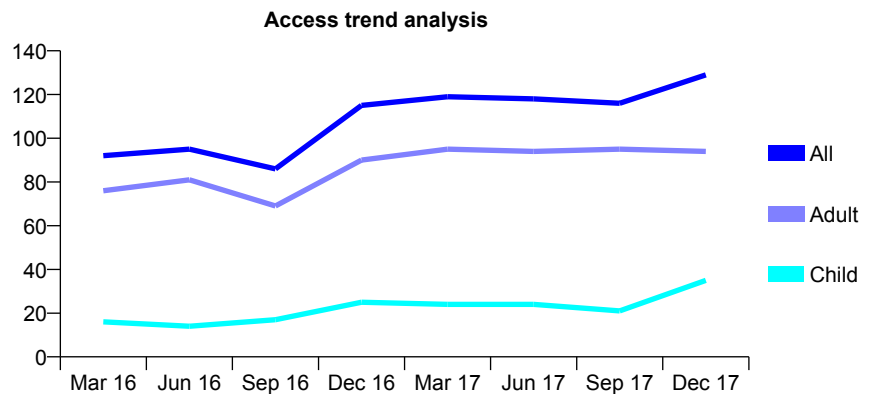
## 7A6 - Vital Signs At a Glance Contract Report for 133523/0002 - December 2017

Name or company name	Gateway OHS Limited
Contract type name	PDS Contract
Purpose of contract	General
Contract start date	01/07/2010
Contract end date	31/03/2018

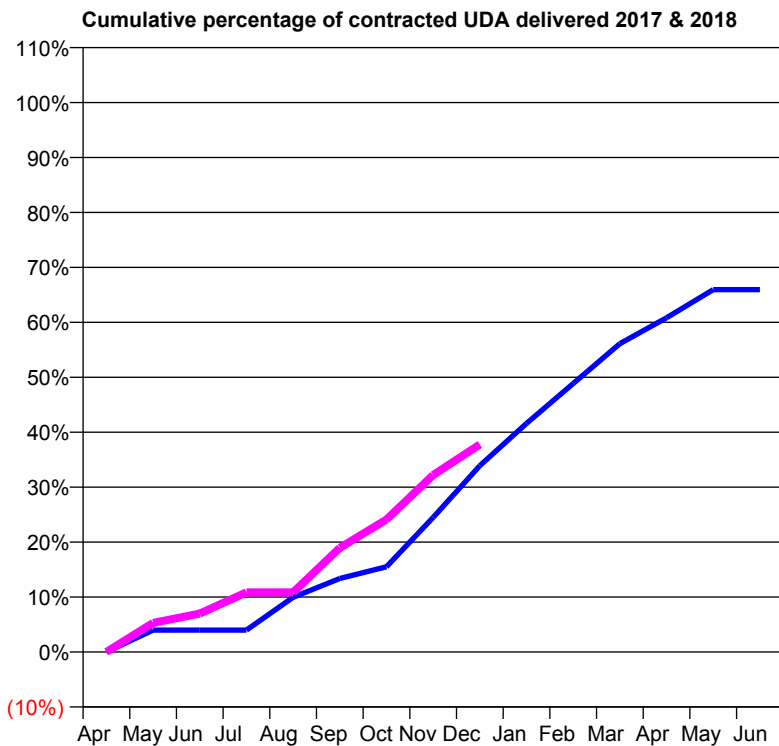
17/18 Contracted general activity (UDA)	702
Carry forward general activity (UDA)	0
17/18 Contracted orthodontic activity (UOA)	0
Carry forward orthodontic activity (UOA)	0
Baseline contract value	£84,830.13

### ACCESS\*

Patients seen in 24 months	Total	Change since previous quarter
Quarter ending December 2016	115	
Quarter ending March 2017	119	↑
Quarter ending June 2017	118	→
Quarter ending September 2017	116	↓
Quarter ending December 2017	129	↑
<b>Variance since December 2016</b>	<b>12.2%</b>	<b>↑</b>



### ACTIVITY



Month	Adjusted Scheduled Activity (UDA)	
	2017	2018
April	0	0
May	28	37
June	28	49
July	28	76
August	70	76
September	94	133
October	109	169
November	172	226
December	238	265
January	292	
February	343	
March	394	
April	427	
May	463	
June	463	

### QUALITY

	Quantity	Base Number	Contract	LHB	Wales
% of FP17s for the same patient ID Re-attending within 3 months - Children	0	39	0.0%	8.5%	11.0%
% of FP17s for the same patient ID Re-attending within 3 months - Adults	1	90	1.1%	14.9%	16.1%
% of FP17s for the same patient ID Re-attending between 3 & 9 months - Children	0	39	0.0%	58.4%	58.9%
% of FP17s for the same patient ID Re-attending between 3 & 9 months - Adults	2	90	2.2%	55.1%	55.2%
% of FP17s for Band 1 Urgent Courses	1	103	1.0%	9.2%	9.0%
% of FP17s Relating to Free Repair or Replacements	1	103	1.0%	0.8%	0.7%
% of FP17s Relating to Continuations	0	103	0.0%	0.7%	0.8%
% of Patients satisfied with the dentistry they have received	1	1	N/A	91.6%	91.9%
% of Patients satisfied with the time they had to wait for an appointment	1	1	N/A	87.9%	87.9%

\* This is based on patients treated on this contract for their most recent course of treatment. Figures in italics indicate the base number of FP17s or Patient Questionnaire responses are less than 100. N/A is shown where the base number of responses is less than 10 during the period. % is calculated as Quantity/Base number\*100

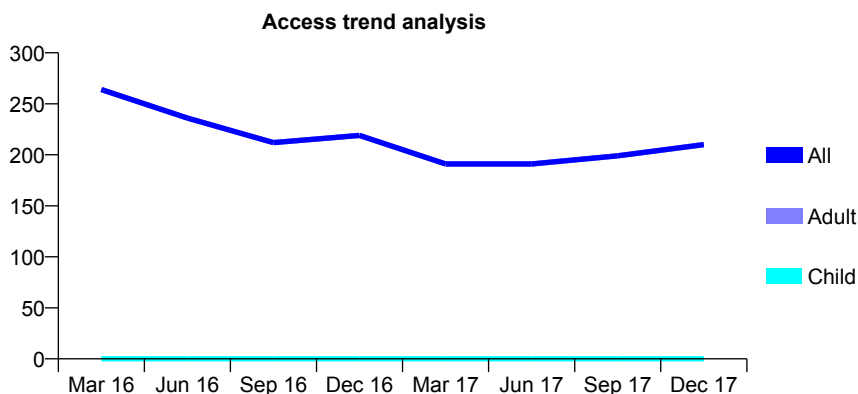
## 7A6 - Vital Signs At a Glance Contract Report for 133523/0005 - December 2017

Name or company name	Gateway OHS Limited
Contract type name	PDS Contract
Purpose of contract	General
Contract start date	01/07/2010
Contract end date	13/02/2018

17/18 Contracted general activity (UDA)	523
Carry forward general activity (UDA)	0
17/18 Contracted orthodontic activity (UOA)	0
Carry forward orthodontic activity (UOA)	0
Baseline contract value	£18,576.99

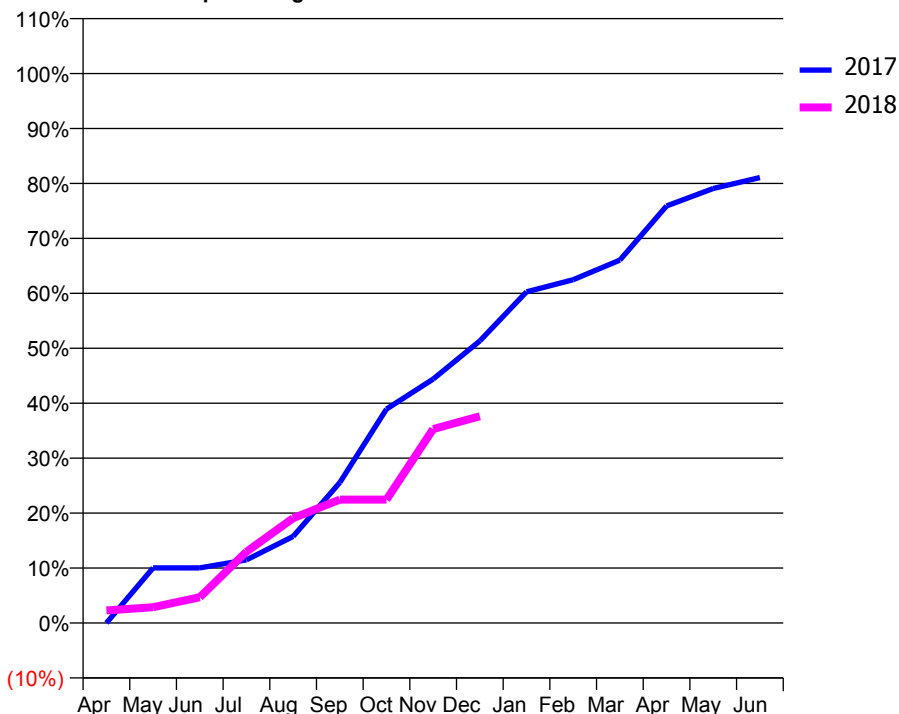
### ACCESS\*

Patients seen in 24 months	Total	Change since previous quarter
Quarter ending December 2016	219	
Quarter ending March 2017	191	↓
Quarter ending June 2017	191	→
Quarter ending September 2017	199	↑
Quarter ending December 2017	210	↑
<b>Variance since December 2016</b>	<b>(4.1%)</b>	<b>↓</b>



### ACTIVITY

Cumulative percentage of contracted UDA delivered 2017 & 2018



Month	Adjusted Scheduled Activity (UDA)	
	2017	2018
April	0	12
May	60	15
June	60	25
July	69	68
August	95	100
September	153	117
October	234	117
November	266	185
December	308	197
January	362	
February	375	
March	396	
April	455	
May	474	
June	486	

### QUALITY

	Quantity	Base Number	Contract	LHB	Wales
% of FP17s for the same patient ID Re-attending within 3 months - Children	0	0	N/A	8.5%	11.0%
% of FP17s for the same patient ID Re-attending within 3 months - Adults	13	136	9.6%	14.9%	16.1%
% of FP17s for the same patient ID Re-attending between 3 & 9 months - Children	0	0	N/A	58.4%	58.9%
% of FP17s for the same patient ID Re-attending between 3 & 9 months - Adults	15	136	11.0%	55.1%	55.2%
% of FP17s for Band 1 Urgent Courses	66	100	66.0%	9.2%	9.0%
% of FP17s Relating to Free Repair or Replacements	0	100	0.0%	0.8%	0.7%
% of FP17s Relating to Continuations	0	100	0.0%	0.7%	0.8%
% of Patients satisfied with the dentistry they have received	1	1	N/A	91.6%	91.9%
% of Patients satisfied with the time they had to wait for an appointment	0	1	N/A	87.9%	87.9%

\* This is based on patients treated on this contract for their most recent course of treatment. Figures in italics indicate the base number of FP17s or Patient Questionnaire responses are less than 100. N/A is shown where the base number of responses is less than 10 during the period. % is calculated as Quantity/Base number\*100



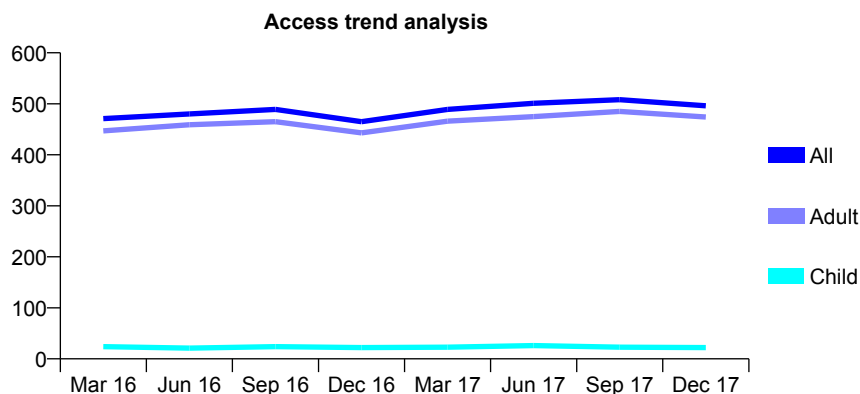
## 7A6 - Vital Signs At a Glance Contract Report for 133523/0007 - December 2017

Name or company name	Gateway OHS Limited
Contract type name	PDS Contract
Purpose of contract	General
Contract start date	01/04/2011
Contract end date	31/03/2018

17/18 Contracted general activity (UDA)	562
Carry forward general activity (UDA)	0
17/18 Contracted orthodontic activity (UOA)	0
Carry forward orthodontic activity (UOA)	0
Baseline contract value	£25,499.98

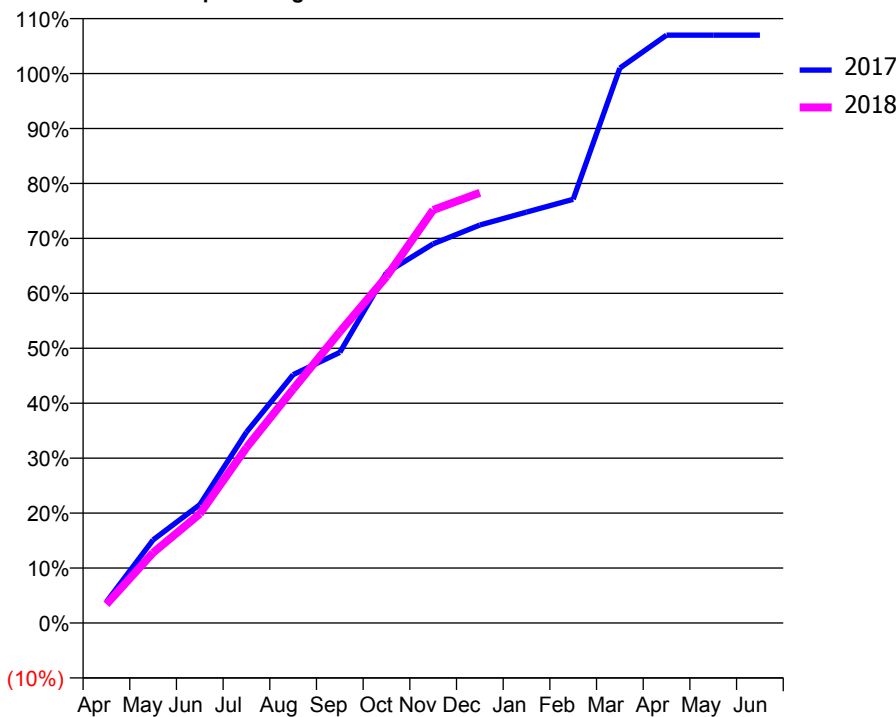
### ACCESS\*

Patients seen in 24 months	Total	Change since previous quarter
Quarter ending December 2016	465	
Quarter ending March 2017	489	↑
Quarter ending June 2017	501	↑
Quarter ending September 2017	508	→
Quarter ending December 2017	496	↓
<b>Variance since December 2016</b>	<b>6.7%</b>	<b>↑</b>



### ACTIVITY

Cumulative percentage of contracted UDA delivered 2017 & 2018



Month	Adjusted Scheduled Activity (UDA)	
	2017	2018
April	22	19
May	85	72
June	121	112
July	195	179
August	254	239
September	277	298
October	358	354
November	388	422
December	407	440
January	420	
February	433	
March	568	
April	601	
May	601	
June	601	

### QUALITY

	Quantity	Base Number	Contract	LHB	Wales
% of FP17s for the same patient ID Re-attending within 3 months - Children	0	16	0.0%	8.5%	11.0%
% of FP17s for the same patient ID Re-attending within 3 months - Adults	11	351	3.1%	14.9%	16.1%
% of FP17s for the same patient ID Re-attending between 3 & 9 months - Children	0	16	0.0%	58.4%	58.9%
% of FP17s for the same patient ID Re-attending between 3 & 9 months - Adults	3	351	0.9%	55.1%	55.2%
% of FP17s for Band 1 Urgent Courses	316	339	93.2%	9.2%	9.0%
% of FP17s Relating to Free Repair or Replacements	0	339	0.0%	0.8%	0.7%
% of FP17s Relating to Continuations	0	339	0.0%	0.7%	0.8%
% of Patients satisfied with the dentistry they have received	0	0	N/A	91.6%	91.9%
% of Patients satisfied with the time they had to wait for an appointment	0	0	N/A	87.9%	87.9%

\* This is based on patients treated on this contract for their most recent course of treatment. Figures in italics indicate the base number of FP17s or Patient Questionnaire responses are less than 100. N/A is shown where the base number of responses is less than 10 during the period. % is calculated as Quantity/Base number\*100

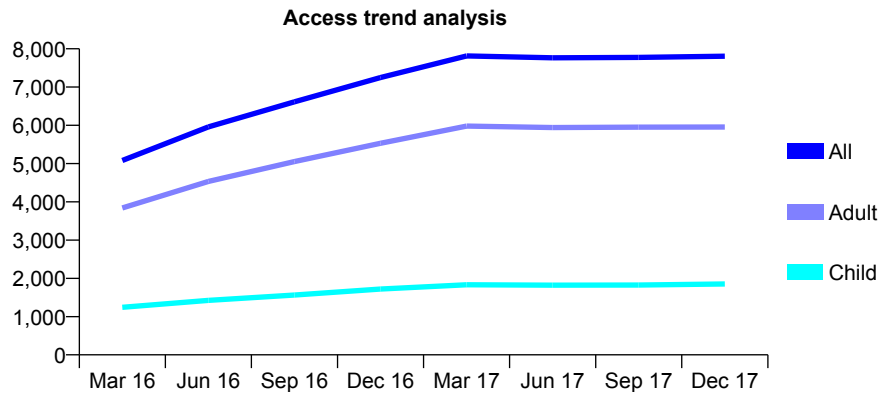
## 7A6 - Vital Signs At a Glance Contract Report for 133523/0008 - December 2017

Name or company name	Gateway OHS Limited
Contract type name	GDS Contract
Purpose of contract	General
Contract start date	01/04/2015
Contract end date	

17/18 Contracted general activity (UDA)	20,225
Carry forward general activity (UDA)	0
17/18 Contracted orthodontic activity (UOA)	0
Carry forward orthodontic activity (UOA)	0
Baseline contract value	£577,837.10

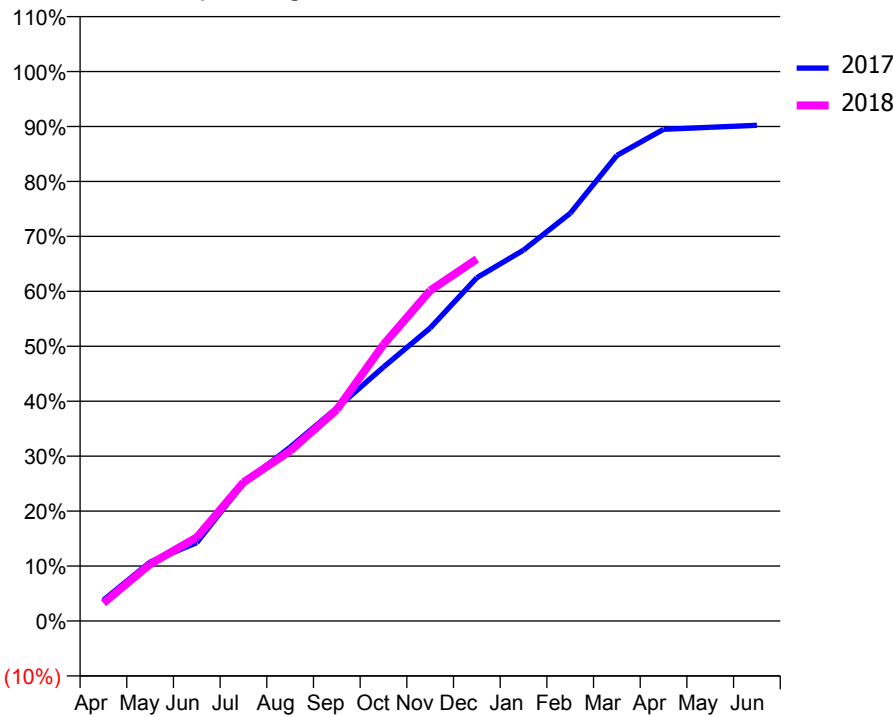
### ACCESS\*

Patients seen in 24 months	Total	Change since previous quarter
Quarter ending December 2016	7,249	
Quarter ending March 2017	7,812	↑
Quarter ending June 2017	7,764	→
Quarter ending September 2017	7,776	→
Quarter ending December 2017	7,807	→
<b>Variance since December 2016</b>	<b>7.7%</b>	<b>↑</b>



### ACTIVITY

Cumulative percentage of contracted UDA delivered 2017 & 2018



Month	Adjusted Scheduled Activity (UDA)	
	2017	2018
April	852	662
May	2,414	2,095
June	3,203	3,079
July	5,638	5,109
August	7,108	6,260
September	8,711	7,783
October	10,388	10,178
November	11,983	12,164
December	14,037	13,322
January	15,169	
February	16,673	
March	19,042	
April	20,108	
May	20,193	
June	20,270	

### QUALITY

	Quantity	Base Number	Contract	LHB	Wales
% of FP17s for the same patient ID Re-attending within 3 months - Children	86	1,520	5.7%	8.5%	11.0%
% of FP17s for the same patient ID Re-attending within 3 months - Adults	776	5,438	14.3%	14.9%	16.1%
% of FP17s for the same patient ID Re-attending between 3 & 9 months - Children	449	1,520	29.5%	58.4%	58.9%
% of FP17s for the same patient ID Re-attending between 3 & 9 months - Adults	2,073	5,438	38.1%	55.1%	55.2%
% of FP17s for Band 1 Urgent Courses	784	6,454	12.1%	9.2%	9.0%
% of FP17s Relating to Free Repair or Replacements	82	6,454	1.3%	0.8%	0.7%
% of FP17s Relating to Continuations	15	6,454	0.2%	0.7%	0.8%
% of Patients satisfied with the dentistry they have received	32	34	94.1%	91.6%	91.9%
% of Patients satisfied with the time they had to wait for an appointment	28	34	82.4%	87.9%	87.9%

\* This is based on patients treated on this contract for their most recent course of treatment. Figures in italics indicate the base number of FP17s or Patient Questionnaire responses are less than 100. N/A is shown where the base number of responses is less than 10 during the period. % is calculated as Quantity/Base number\*100

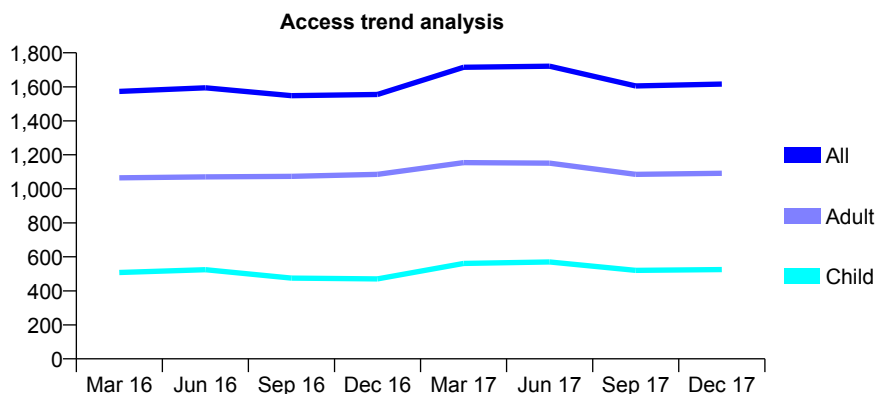
## 7A6 - Vital Signs At a Glance Contract Report for 140309/0001 - December 2017

Name or company name	A & M Jones Healthcare Ltd
Contract type name	GDS Contract
Purpose of contract	General
Contract start date	01/03/2012
Contract end date	

17/18 Contracted general activity (UDA)	5,854
Carry forward general activity (UDA)	-112
17/18 Contracted orthodontic activity (UOA)	0
Carry forward orthodontic activity (UOA)	0
Baseline contract value	£198,119.58

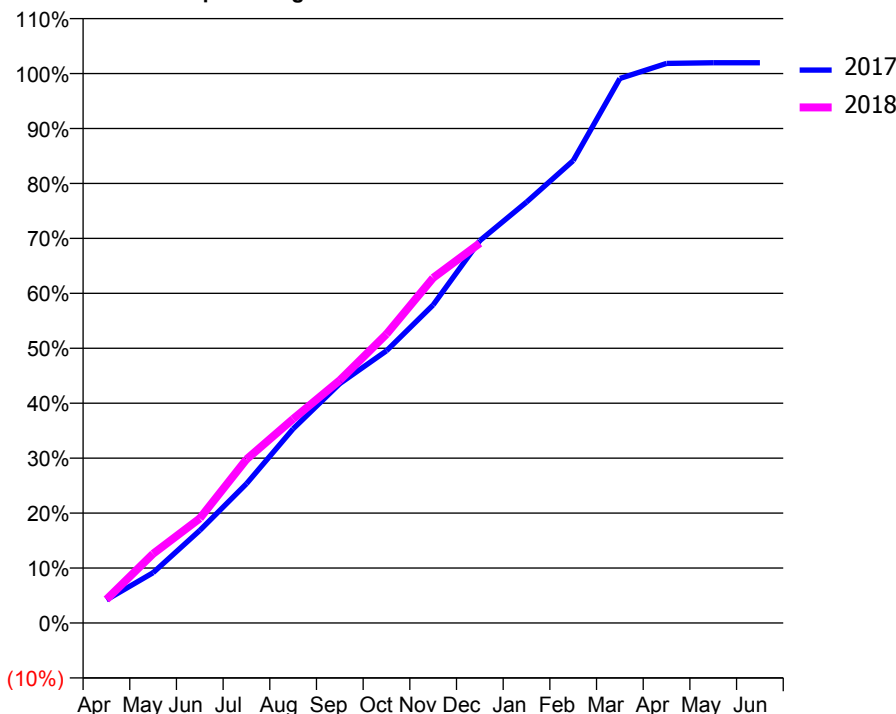
### ACCESS\*

Patients seen in 24 months	Total	Change since previous quarter
Quarter ending December 2016	1,555	
Quarter ending March 2017	1,715	↑
Quarter ending June 2017	1,721	→
Quarter ending September 2017	1,605	↓
Quarter ending December 2017	1,616	→
<b>Variance since December 2016</b>	<b>3.9%</b>	<b>↑</b>



### ACTIVITY

Cumulative percentage of contracted UDA delivered 2017 & 2018



Month	Adjusted Scheduled Activity (UDA)	
	2017	2018
April	242	250
May	527	737
June	970	1,114
July	1,458	1,743
August	2,034	2,174
September	2,506	2,587
October	2,851	3,078
November	3,331	3,677
December	4,004	4,046
January	4,407	
February	4,842	
March	5,701	
April	5,860	
May	5,866	
June	5,866	

### QUALITY

	Quantity	Base Number	Contract	LHB	Wales
% of FP17s for the same patient ID Re-attending within 3 months - Children	16	618	2.6%	8.5%	11.0%
% of FP17s for the same patient ID Re-attending within 3 months - Adults	117	1,137	10.3%	14.9%	16.1%
% of FP17s for the same patient ID Re-attending between 3 & 9 months - Children	270	618	43.7%	58.4%	58.9%
% of FP17s for the same patient ID Re-attending between 3 & 9 months - Adults	462	1,137	40.6%	55.1%	55.2%
% of FP17s for Band 1 Urgent Courses	156	1,684	9.3%	9.2%	9.0%
% of FP17s Relating to Free Repair or Replacements	7	1,684	0.4%	0.8%	0.7%
% of FP17s Relating to Continuations	13	1,684	0.8%	0.7%	0.8%
% of Patients satisfied with the dentistry they have received	2	2	N/A	91.6%	91.9%
% of Patients satisfied with the time they had to wait for an appointment	2	2	N/A	87.9%	87.9%

\* This is based on patients treated on this contract for their most recent course of treatment. Figures in italics indicate the base number of FP17s or Patient Questionnaire responses are less than 100. N/A is shown where the base number of responses is less than 10 during the period. % is calculated as Quantity/Base number\*100

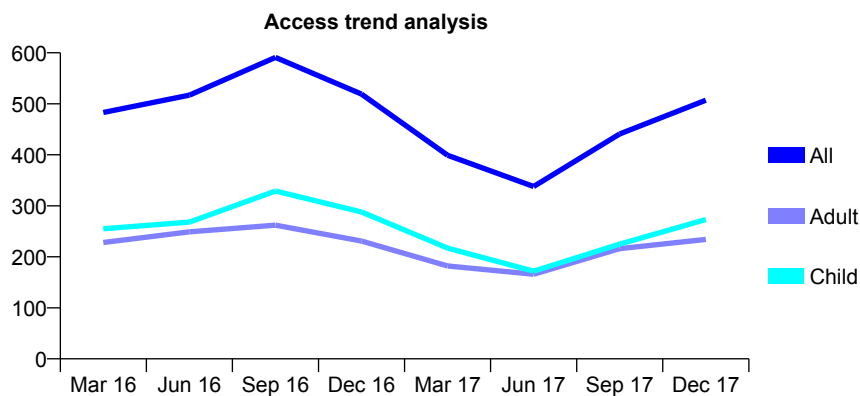
## 7A6 - Vital Signs At a Glance Contract Report for 140309/0002 - December 2017

Name or company name	N D Solutions Limited
Contract type name	GDS Contract
Purpose of contract	General
Contract start date	01/03/2012
Contract end date	

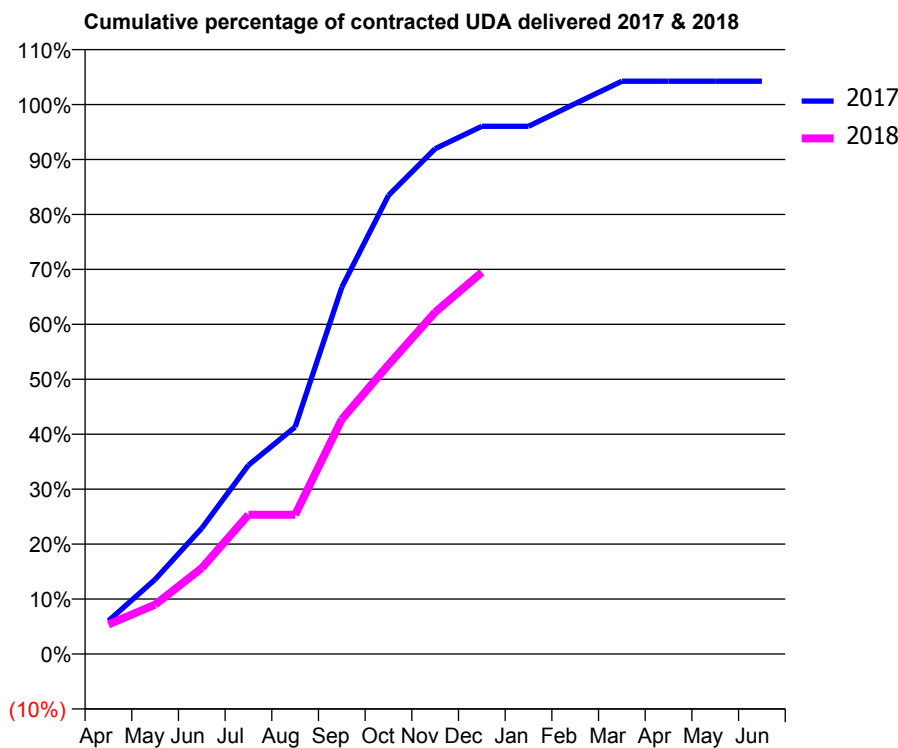
17/18 Contracted general activity (UDA)	1,364
Carry forward general activity (UDA)	-56
17/18 Contracted orthodontic activity (UOA)	0
Carry forward orthodontic activity (UOA)	0
Baseline contract value	£30,515.21

### ACCESS\*

Patients seen in 24 months	Total	Change since previous quarter
Quarter ending December 2016	519	
Quarter ending March 2017	399	↓
Quarter ending June 2017	338	↓
Quarter ending September 2017	441	↑
Quarter ending December 2017	507	↑
<b>Variance since December 2016</b>	<b>(2.3%)</b>	<b>↓</b>



### ACTIVITY



Month	Adjusted Scheduled Activity (UDA)	
	2017	2018
April	79	73
May	178	123
June	301	213
July	452	346
August	543	346
September	877	583
October	1,097	718
November	1,208	849
December	1,262	948
January	1,262	
February	1,316	
March	1,370	
April	1,370	
May	1,370	
June	1,370	

### QUALITY

	Quantity	Base Number	Contract	LHB	Wales
% of FP17s for the same patient ID Re-attending within 3 months - Children	23	297	7.7%	8.5%	11.0%
% of FP17s for the same patient ID Re-attending within 3 months - Adults	28	222	12.6%	14.9%	16.1%
% of FP17s for the same patient ID Re-attending between 3 & 9 months - Children	127	297	42.8%	58.4%	58.9%
% of FP17s for the same patient ID Re-attending between 3 & 9 months - Adults	62	222	27.9%	55.1%	55.2%
% of FP17s for Band 1 Urgent Courses	38	519	7.3%	9.2%	9.0%
% of FP17s Relating to Free Repair or Replacements	1	519	0.2%	0.8%	0.7%
% of FP17s Relating to Continuations	4	519	0.8%	0.7%	0.8%
% of Patients satisfied with the dentistry they have received	0	0	N/A	91.6%	91.9%
% of Patients satisfied with the time they had to wait for an appointment	0	0	N/A	87.9%	87.9%

\* This is based on patients treated on this contract for their most recent course of treatment. Figures in italics indicate the base number of FP17s or Patient Questionnaire responses are less than 100. N/A is shown where the base number of responses is less than 10 during the period. % is calculated as Quantity/Base number\*100

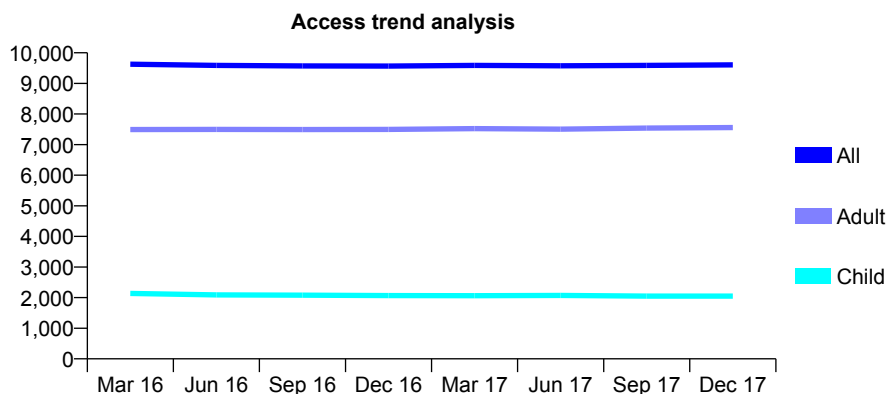
## 7A6 - Vital Signs At a Glance Contract Report for 142638/0001 - December 2017

Name or company name	The Goodwin Partnership Limited
Contract type name	GDS Contract
Purpose of contract	General
Contract start date	01/04/2009
Contract end date	

17/18 Contracted general activity (UDA)	26,856
Carry forward general activity (UDA)	-224
17/18 Contracted orthodontic activity (UOA)	0
Carry forward orthodontic activity (UOA)	0
Baseline contract value	£672,860.93

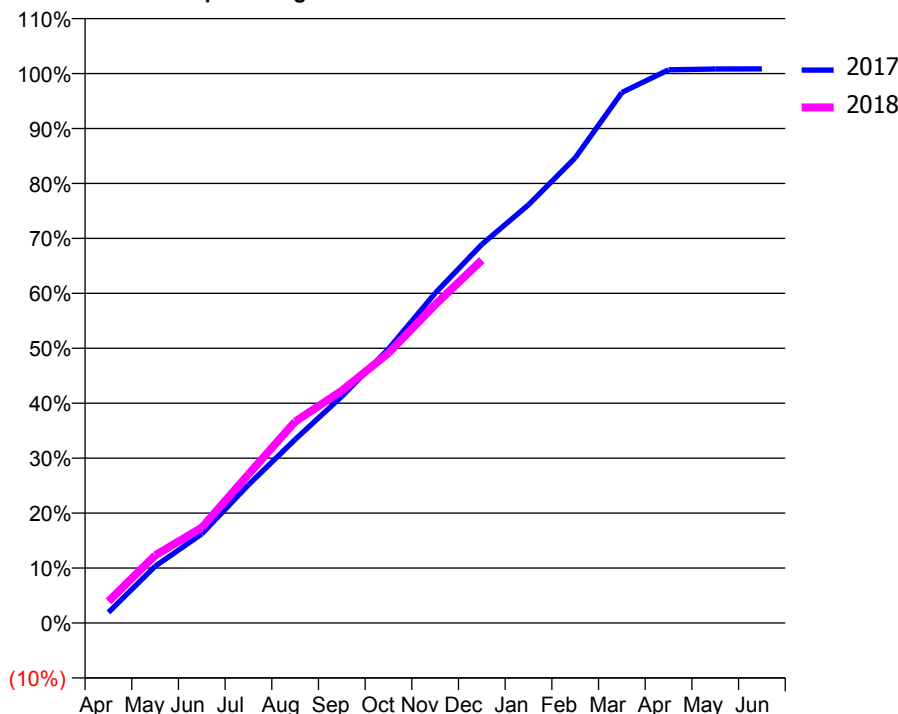
### ACCESS\*

Patients seen in 24 months	Total	Change since previous quarter
Quarter ending December 2016	9,565	
Quarter ending March 2017	9,589	→
Quarter ending June 2017	9,577	→
Quarter ending September 2017	9,590	→
Quarter ending December 2017	9,607	→
<b>Variance since December 2016</b>	<b>0.4%</b>	<b>→</b>



### ACTIVITY

**Cumulative percentage of contracted UDA delivered 2017 & 2018**



Month	Adjusted Scheduled Activity (UDA)	
	2017	2018
April	518	1,060
May	2,771	3,309
June	4,354	4,661
July	6,758	7,270
August	8,969	9,845
September	11,074	11,353
October	13,399	13,191
November	16,122	15,560
December	18,505	17,738
January	20,439	
February	22,738	
March	25,930	
April	27,035	
May	27,078	
June	27,080	

### QUALITY

	Quantity	Base Number	Contract	LHB	Wales
% of FP17s for the same patient ID Re-attending within 3 months - Children	150	2,002	7.5%	8.5%	11.0%
% of FP17s for the same patient ID Re-attending within 3 months - Adults	1,063	8,019	13.3%	14.9%	16.1%
% of FP17s for the same patient ID Re-attending between 3 & 9 months - Children	1,068	2,002	53.3%	58.4%	58.9%
% of FP17s for the same patient ID Re-attending between 3 & 9 months - Adults	4,590	8,019	57.2%	55.1%	55.2%
% of FP17s for Band 1 Urgent Courses	612	9,485	6.5%	9.2%	9.0%
% of FP17s Relating to Free Repair or Replacements	78	9,485	0.8%	0.8%	0.7%
% of FP17s Relating to Continuations	49	9,485	0.5%	0.7%	0.8%
% of Patients satisfied with the dentistry they have received	34	34	100.0%	91.6%	91.9%
% of Patients satisfied with the time they had to wait for an appointment	33	34	97.1%	87.9%	87.9%

\* This is based on patients treated on this contract for their most recent course of treatment. Figures in italics indicate the base number of FP17s or Patient Questionnaire responses are less than 100. N/A is shown where the base number of responses is less than 10 during the period. % is calculated as Quantity/Base number\*100

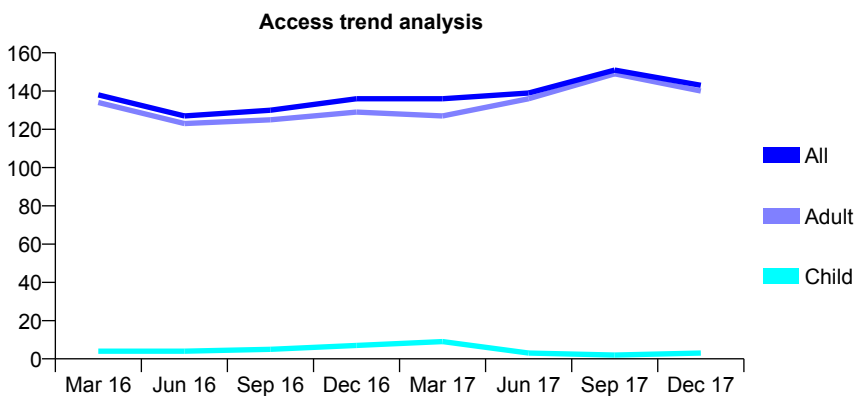
## 7A6 - Vital Signs At a Glance Contract Report for 142638/0002 - December 2017

Name or company name	The Goodwin Partnership Limited
Contract type name	GDS Contract
Purpose of contract	General
Contract start date	01/04/2009
Contract end date	

17/18 Contracted general activity (UDA)	180
Carry forward general activity (UDA)	0
17/18 Contracted orthodontic activity (UOA)	0
Carry forward orthodontic activity (UOA)	0
Baseline contract value	£10,554.18

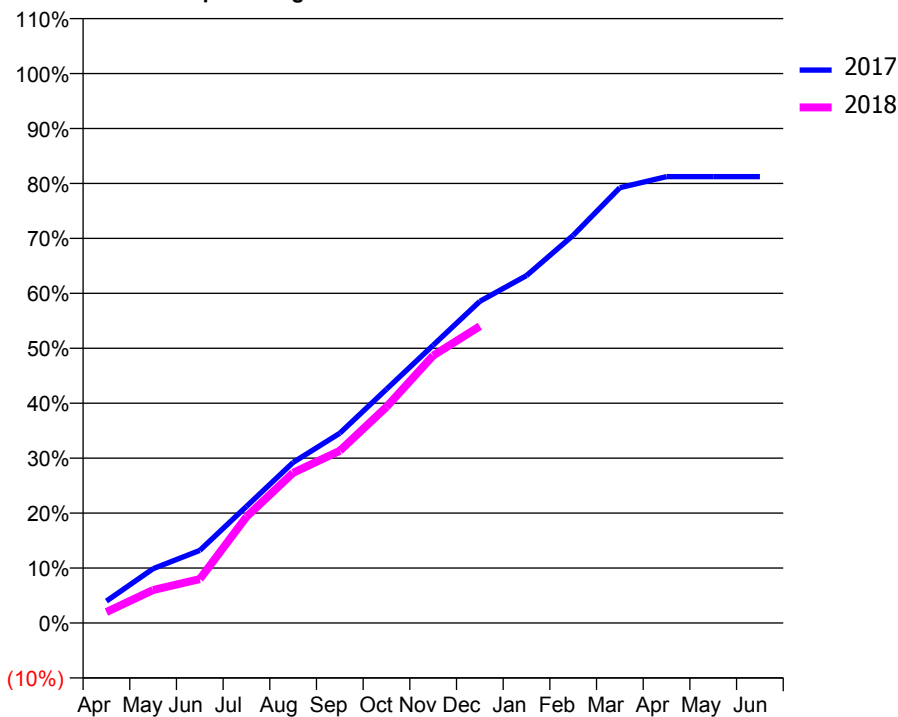
### ACCESS\*

Patients seen in 24 months	Total	Change since previous quarter
Quarter ending December 2016	136	
Quarter ending March 2017	136	→
Quarter ending June 2017	139	↑
Quarter ending September 2017	151	↑
Quarter ending December 2017	143	↓
<b>Variance since December 2016</b>	5.1%	↑



### ACTIVITY

Cumulative percentage of contracted UDA delivered 2017 & 2018



Adjusted Scheduled Activity (UDA)

Month	2017	2018
April	7	4
May	18	11
June	24	14
July	38	35
August	53	49
September	62	56
October	77	71
November	91	88
December	105	97
January	114	
February	127	
March	143	
April	146	
May	146	
June	146	

### QUALITY

	Quantity	Base Number	Contract	LHB	Wales
% of FP17s for the same patient ID Re-attending within 3 months - Children	0	1	0.0%	8.5%	11.0%
% of FP17s for the same patient ID Re-attending within 3 months - Adults	1	83	1.2%	14.9%	16.1%
% of FP17s for the same patient ID Re-attending between 3 & 9 months - Children	0	1	0.0%	58.4%	58.9%
% of FP17s for the same patient ID Re-attending between 3 & 9 months - Adults	0	83	0.0%	55.1%	55.2%
% of FP17s for Band 1 Urgent Courses	81	81	100.0%	9.2%	9.0%
% of FP17s Relating to Free Repair or Replacements	0	81	0.0%	0.8%	0.7%
% of FP17s Relating to Continuations	0	81	0.0%	0.7%	0.8%
% of Patients satisfied with the dentistry they have received	0	0	N/A	91.6%	91.9%
% of Patients satisfied with the time they had to wait for an appointment	0	0	N/A	87.9%	87.9%

\* This is based on patients treated on this contract for their most recent course of treatment. Figures in italics indicate the base number of FP17s or Patient Questionnaire responses are less than 100. N/A is shown where the base number of responses is less than 10 during the period. % is calculated as Quantity/Base number\*100

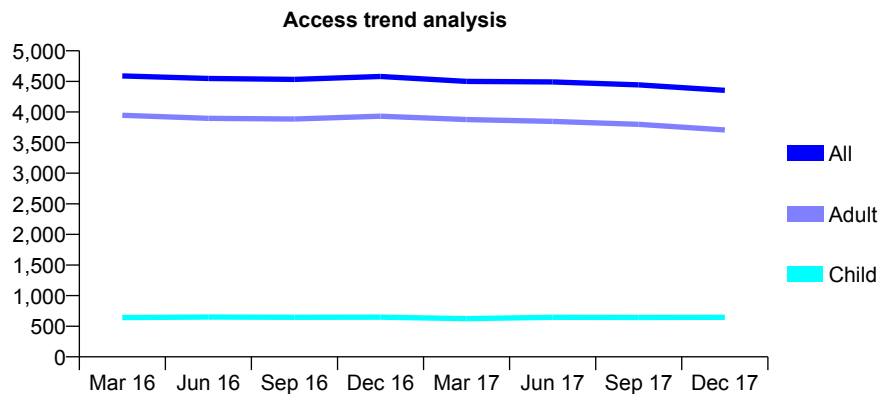
## 7A6 - Vital Signs At a Glance Contract Report for 144096/0001 - December 2017

Name or company name	Dalegrade Limited
Contract type name	GDS Contract
Purpose of contract	General
Contract start date	01/04/2010
Contract end date	

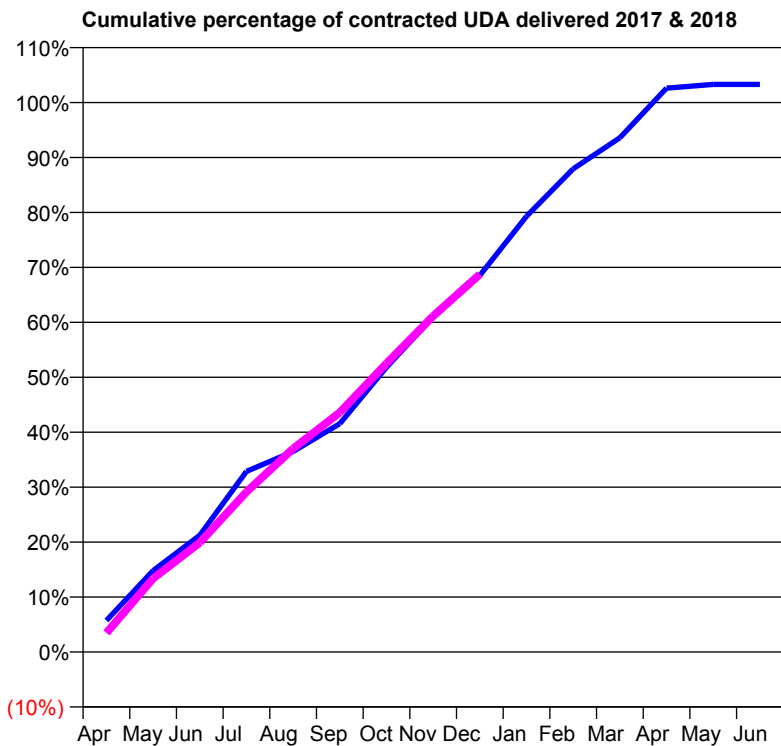
17/18 Contracted general activity (UDA)	13,320
Carry forward general activity (UDA)	-437
17/18 Contracted orthodontic activity (UOA)	0
Carry forward orthodontic activity (UOA)	0
Baseline contract value	£396,292.58

### ACCESS\*

Patients seen in 24 months	Total	Change since previous quarter
Quarter ending December 2016	4,580	
Quarter ending March 2017	4,500	↓
Quarter ending June 2017	4,492	→
Quarter ending September 2017	4,443	↓
Quarter ending December 2017	4,353	↓
<b>Variance since December 2016</b>	<b>(5.0%)</b>	<b>↓</b>



### ACTIVITY



Month	Adjusted Scheduled Activity (UDA)	
	2017	2018
April	766	463
May	1,973	1,783
June	2,831	2,652
July	4,379	3,879
August	4,861	4,932
September	5,536	5,807
October	6,904	6,996
November	8,118	8,143
December	9,131	9,156
January	10,563	
February	11,712	
March	12,467	
April	13,669	
May	13,757	
June	13,757	

### QUALITY

	Quantity	Base Number	Contract	LHB	Wales
% of FP17s for the same patient ID Re-attending within 3 months - Children	55	728	7.6%	8.5%	11.0%
% of FP17s for the same patient ID Re-attending within 3 months - Adults	730	4,488	16.3%	14.9%	16.1%
% of FP17s for the same patient ID Re-attending between 3 & 9 months - Children	387	728	53.2%	58.4%	58.9%
% of FP17s for the same patient ID Re-attending between 3 & 9 months - Adults	2,502	4,488	55.7%	55.1%	55.2%
% of FP17s for Band 1 Urgent Courses	524	4,563	11.5%	9.2%	9.0%
% of FP17s Relating to Free Repair or Replacements	25	4,563	0.5%	0.8%	0.7%
% of FP17s Relating to Continuations	55	4,563	1.2%	0.7%	0.8%
% of Patients satisfied with the dentistry they have received	25	28	89.3%	91.6%	91.9%
% of Patients satisfied with the time they had to wait for an appointment	25	28	89.3%	87.9%	87.9%

\* This is based on patients treated on this contract for their most recent course of treatment. Figures in italics indicate the base number of FP17s or Patient Questionnaire responses are less than 100. N/A is shown where the base number of responses is less than 10 during the period. % is calculated as Quantity/Base number\*100

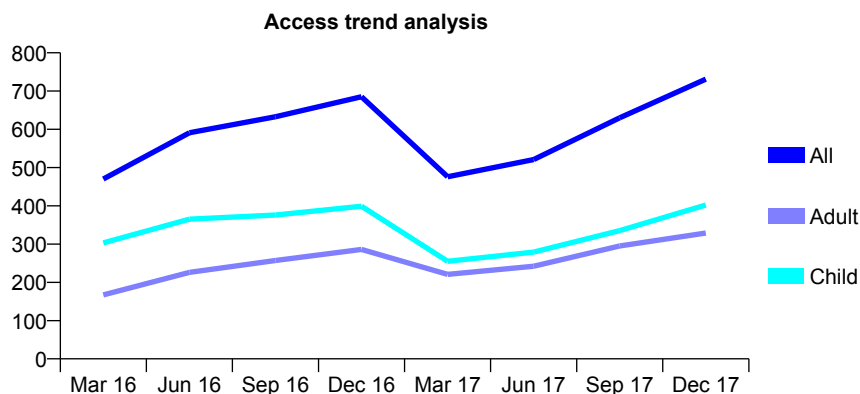
## 7A6 - Vital Signs At a Glance Contract Report for 144363/0001 - December 2017

Name or company name	Harj Consultancy Ltd
Contract type name	GDS Contract
Purpose of contract	General
Contract start date	01/10/2015
Contract end date	

17/18 Contracted general activity (UDA)	3,717
Carry forward general activity (UDA)	-81
17/18 Contracted orthodontic activity (UOA)	0
Carry forward orthodontic activity (UOA)	0
Baseline contract value	£90,839.57

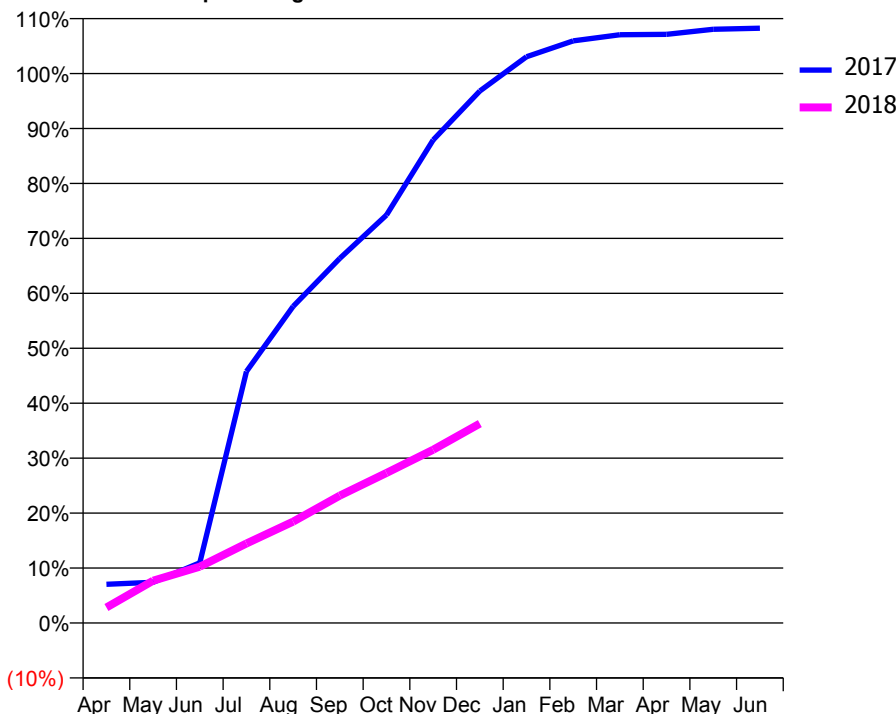
### ACCESS\*

Patients seen in 24 months	Total	Change since previous quarter
Quarter ending December 2016	685	
Quarter ending March 2017	476	↓
Quarter ending June 2017	521	↑
Quarter ending September 2017	630	↑
Quarter ending December 2017	731	↑
<b>Variance since December 2016</b>	<b>6.7%</b>	<b>↑</b>



### ACTIVITY

Cumulative percentage of contracted UDA delivered 2017 & 2018



Month	Adjusted Scheduled Activity (UDA)	
	2017	2018
April	114	105
May	120	286
June	177	381
July	740	538
August	932	686
September	1,073	862
October	1,200	1,015
November	1,422	1,172
December	1,565	1,349
January	1,666	
February	1,713	
March	1,731	
April	1,732	
May	1,747	
June	1,750	

### QUALITY

	Quantity	Base Number	Contract	LHB	Wales
% of FP17s for the same patient ID Re-attending within 3 months - Children	27	474	5.7%	8.5%	11.0%
% of FP17s for the same patient ID Re-attending within 3 months - Adults	22	281	7.8%	14.9%	16.1%
% of FP17s for the same patient ID Re-attending between 3 & 9 months - Children	176	474	37.1%	58.4%	58.9%
% of FP17s for the same patient ID Re-attending between 3 & 9 months - Adults	102	281	36.3%	55.1%	55.2%
% of FP17s for Band 1 Urgent Courses	26	751	3.5%	9.2%	9.0%
% of FP17s Relating to Free Repair or Replacements	0	751	0.0%	0.8%	0.7%
% of FP17s Relating to Continuations	0	751	0.0%	0.7%	0.8%
% of Patients satisfied with the dentistry they have received	0	0	N/A	91.6%	91.9%
% of Patients satisfied with the time they had to wait for an appointment	0	0	N/A	87.9%	87.9%

\* This is based on patients treated on this contract for their most recent course of treatment. Figures in italics indicate the base number of FP17s or Patient Questionnaire responses are less than 100. N/A is shown where the base number of responses is less than 10 during the period. % is calculated as Quantity/Base number\*100



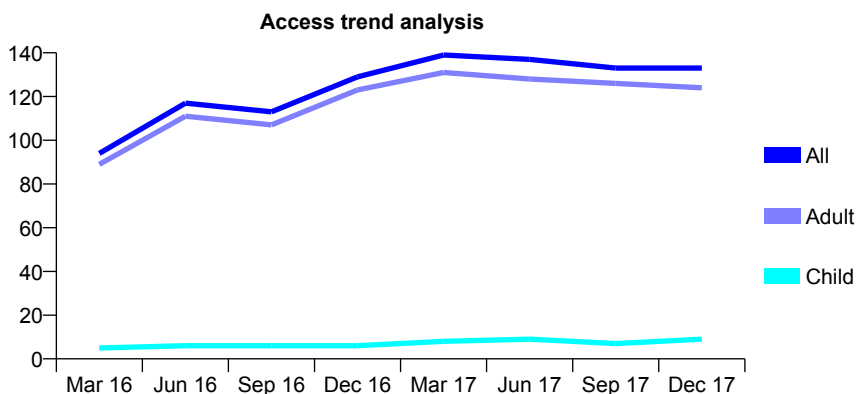
## 7A6 - Vital Signs At a Glance Contract Report for 146048/0001 - December 2017

Name or company name	Kensington Court Anaesthetic Clinic
Contract type name	PDS Contract
Purpose of contract	General
Contract start date	01/04/2006
Contract end date	31/03/2018

17/18 Contracted general activity (UDA)	450
Carry forward general activity (UDA)	19
17/18 Contracted orthodontic activity (UOA)	0
Carry forward orthodontic activity (UOA)	0
Baseline contract value	£35,075.70

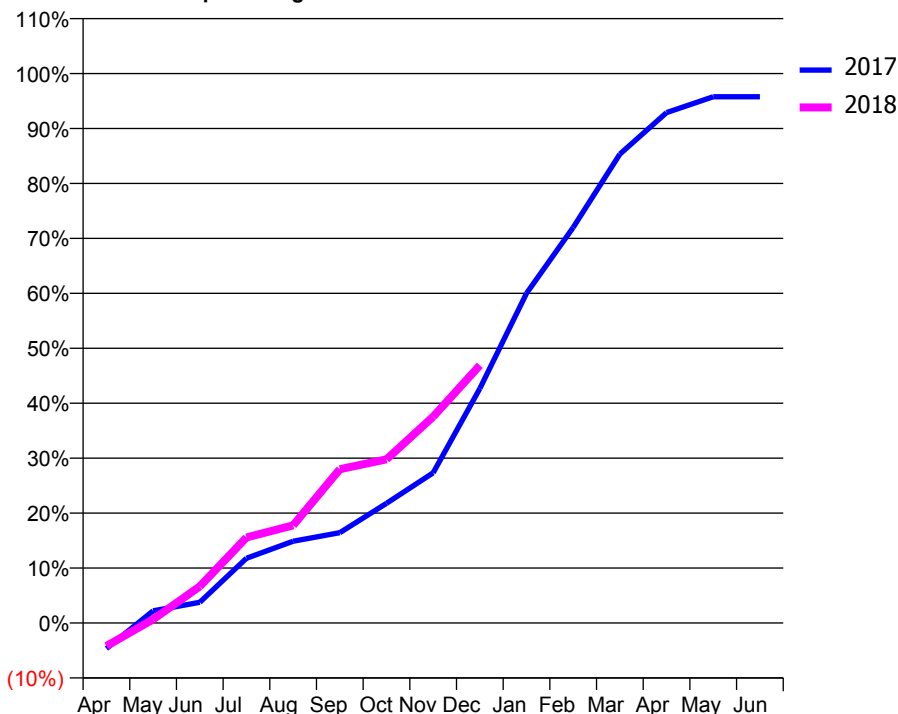
### ACCESS\*

Patients seen in 24 months	Total	Change since previous quarter
Quarter ending December 2016	129	
Quarter ending March 2017	139	↑
Quarter ending June 2017	137	↓
Quarter ending September 2017	133	↓
Quarter ending December 2017	133	→
<b>Variance since December 2016</b>	<b>3.1%</b>	<b>↑</b>



### ACTIVITY

Cumulative percentage of contracted UDA delivered 2017 & 2018



Adjusted Scheduled Activity (UDA)

Month	2017	2018
April	-21	-19
May	10	3
June	17	30
July	53	70
August	67	80
September	74	126
October	98	134
November	123	169
December	192	211
January	270	
February	324	
March	384	
April	418	
May	431	
June	431	

### QUALITY

	Quantity	Base Number	Contract	LHB	Wales
% of FP17s for the same patient ID Re-attending within 3 months - Children	2	13	15.4%	8.5%	11.0%
% of FP17s for the same patient ID Re-attending within 3 months - Adults	8	97	8.2%	14.9%	16.1%
% of FP17s for the same patient ID Re-attending between 3 & 9 months - Children	0	13	0.0%	58.4%	58.9%
% of FP17s for the same patient ID Re-attending between 3 & 9 months - Adults	5	97	5.2%	55.1%	55.2%
% of FP17s for Band 1 Urgent Courses	0	92	0.0%	9.2%	9.0%
% of FP17s Relating to Free Repair or Replacements	0	92	0.0%	0.8%	0.7%
% of FP17s Relating to Continuations	0	92	0.0%	0.7%	0.8%
% of Patients satisfied with the dentistry they have received	0	0	N/A	91.6%	91.9%
% of Patients satisfied with the time they had to wait for an appointment	0	0	N/A	87.9%	87.9%

\* This is based on patients treated on this contract for their most recent course of treatment. Figures in italics indicate the base number of FP17s or Patient Questionnaire responses are less than 100. N/A is shown where the base number of responses is less than 10 during the period. % is calculated as Quantity/Base number\*100

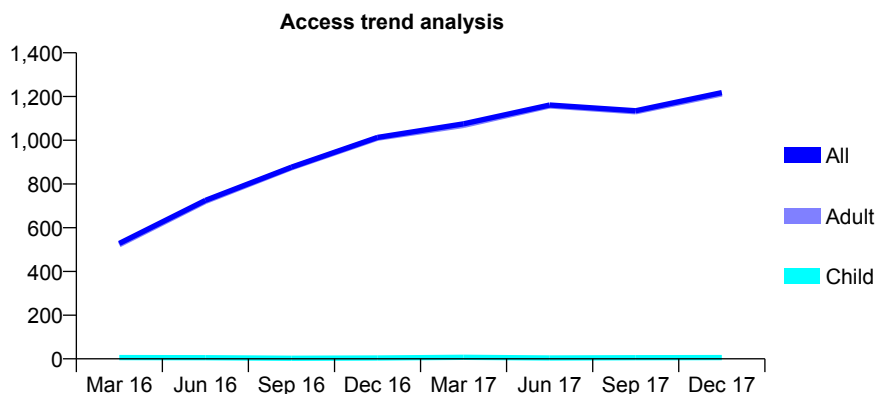
## 7A6 - Vital Signs At a Glance Contract Report for 146048/0004 - December 2017

Name or company name	Kensington Court Anaesthetic Clinic
Contract type name	PDS Contract
Purpose of contract	General
Contract start date	01/04/2014
Contract end date	31/03/2018

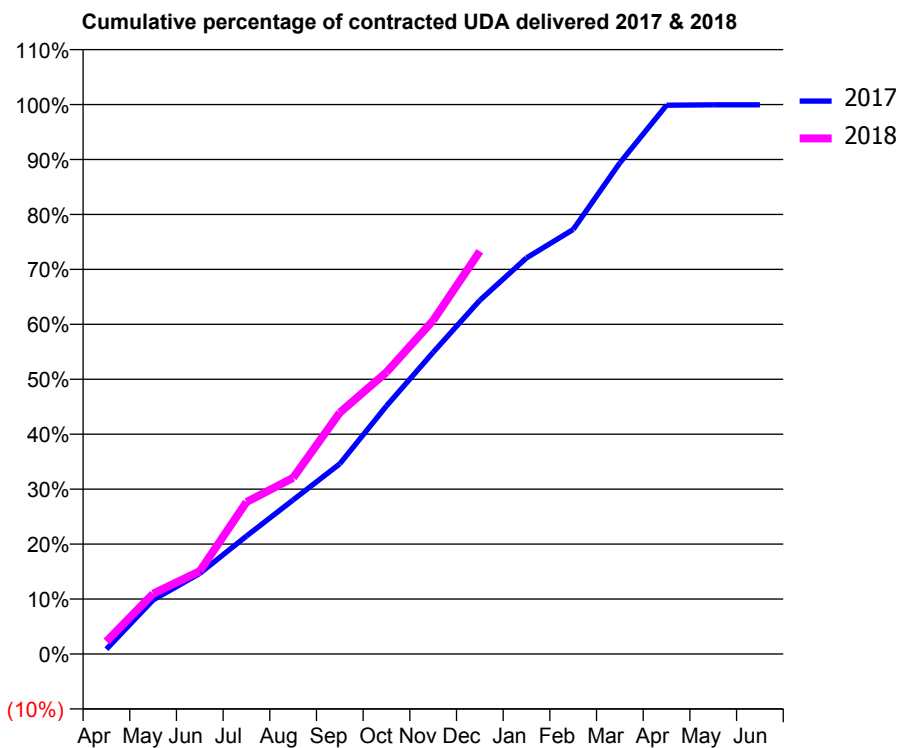
17/18 Contracted general activity (UDA)	3,016
Carry forward general activity (UDA)	0
17/18 Contracted orthodontic activity (UOA)	0
Carry forward orthodontic activity (UOA)	0
Baseline contract value	£224,663.80

### ACCESS\*

Patients seen in 24 months	Total	Change since previous quarter
Quarter ending December 2016	1,013	
Quarter ending March 2017	1,075	↑
Quarter ending June 2017	1,161	↑
Quarter ending September 2017	1,135	↓
Quarter ending December 2017	1,218	↑
<b>Variance since December 2016</b>	<b>20.2%</b>	<b>↑</b>



### ACTIVITY



Month	Adjusted Scheduled Activity (UDA)	
	2017	2018
April	29	69
May	325	331
June	484	455
July	708	834
August	925	967
September	1,142	1,325
October	1,490	1,547
November	1,812	1,831
December	2,124	2,211
January	2,379	
February	2,549	
March	2,950	
April	3,296	
May	3,298	
June	3,298	

### QUALITY

	Quantity	Base Number	Contract	LHB	Wales
% of FP17s for the same patient ID Re-attending within 3 months - Children	0	11	0.0%	8.5%	11.0%
% of FP17s for the same patient ID Re-attending within 3 months - Adults	2	924	0.2%	14.9%	16.1%
% of FP17s for the same patient ID Re-attending between 3 & 9 months - Children	0	11	0.0%	58.4%	58.9%
% of FP17s for the same patient ID Re-attending between 3 & 9 months - Adults	4	924	0.4%	55.1%	55.2%
% of FP17s for Band 1 Urgent Courses	0	804	0.0%	9.2%	9.0%
% of FP17s Relating to Free Repair or Replacements	0	804	0.0%	0.8%	0.7%
% of FP17s Relating to Continuations	0	804	0.0%	0.7%	0.8%
% of Patients satisfied with the dentistry they have received	0	0	N/A	91.6%	91.9%
% of Patients satisfied with the time they had to wait for an appointment	0	0	N/A	87.9%	87.9%

\* This is based on patients treated on this contract for their most recent course of treatment. Figures in italics indicate the base number of FP17s or Patient Questionnaire responses are less than 100. N/A is shown where the base number of responses is less than 10 during the period. % is calculated as Quantity/Base number\*100

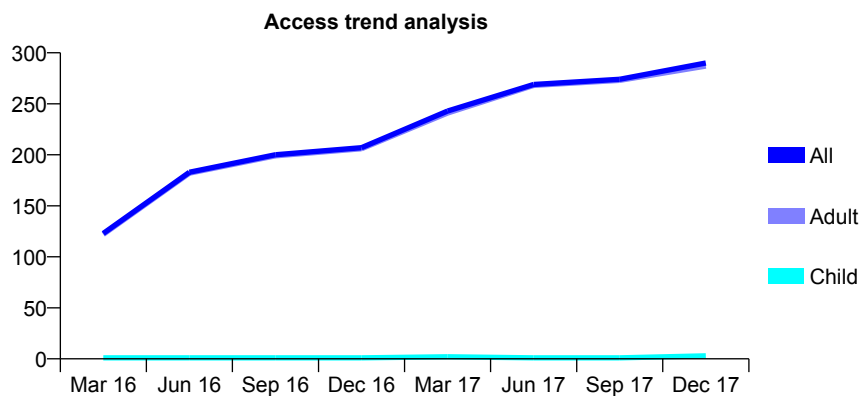
## 7A6 - Vital Signs At a Glance Contract Report for 146048/0008 - December 2017

Name or company name	Kensington Court Anaesthetic Clinic
Contract type name	PDS Contract
Purpose of contract	General
Contract start date	01/04/2015
Contract end date	31/03/2018

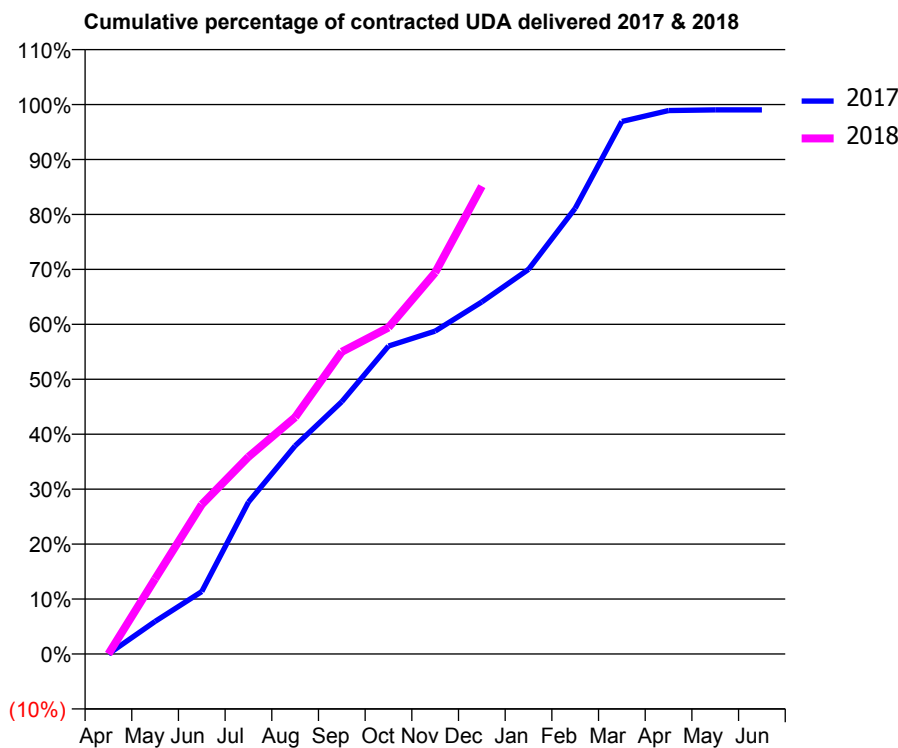
17/18 Contracted general activity (UDA)	680
Carry forward general activity (UDA)	0
17/18 Contracted orthodontic activity (UOA)	0
Carry forward orthodontic activity (UOA)	0
Baseline contract value	£70,669.19

### ACCESS\*

Patients seen in 24 months	Total	Change since previous quarter
Quarter ending December 2016	207	
Quarter ending March 2017	243	↑
Quarter ending June 2017	269	↑
Quarter ending September 2017	274	→
Quarter ending December 2017	290	↑
<b>Variance since December 2016</b>	<b>40.1%</b>	<b>↑</b>



### ACTIVITY



Month	Adjusted Scheduled Activity (UDA)	
	2017	2018
April	0	0
May	48	93
June	92	185
July	224	244
August	307	293
September	372	374
October	454	404
November	476	472
December	519	579
January	567	
February	657	
March	785	
April	801	
May	802	
June	802	

### QUALITY

	Quantity	Base Number	Contract	LHB	Wales
% of FP17s for the same patient ID Re-attending within 3 months - Children	0	6	0.0%	8.5%	11.0%
% of FP17s for the same patient ID Re-attending within 3 months - Adults	13	236	5.5%	14.9%	16.1%
% of FP17s for the same patient ID Re-attending between 3 & 9 months - Children	0	6	0.0%	58.4%	58.9%
% of FP17s for the same patient ID Re-attending between 3 & 9 months - Adults	6	236	2.5%	55.1%	55.2%
% of FP17s for Band 1 Urgent Courses	0	237	0.0%	9.2%	9.0%
% of FP17s Relating to Free Repair or Replacements	0	237	0.0%	0.8%	0.7%
% of FP17s Relating to Continuations	0	237	0.0%	0.7%	0.8%
% of Patients satisfied with the dentistry they have received	0	0	N/A	91.6%	91.9%
% of Patients satisfied with the time they had to wait for an appointment	0	0	N/A	87.9%	87.9%

\* This is based on patients treated on this contract for their most recent course of treatment. Figures in italics indicate the base number of FP17s or Patient Questionnaire responses are less than 100. N/A is shown where the base number of responses is less than 10 during the period. % is calculated as Quantity/Base number\*100

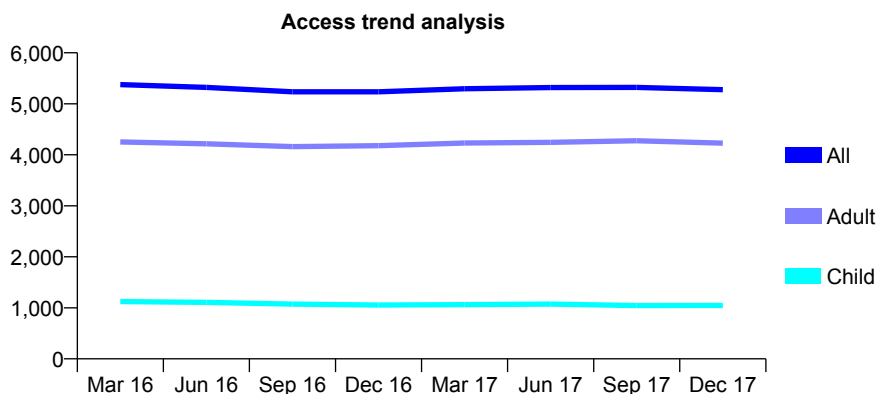
## 7A6 - Vital Signs At a Glance Contract Report for 148881/0001 - December 2017

Name or company name	N Malik & K Partridge
Contract type name	GDS Contract
Purpose of contract	General
Contract start date	01/11/2011
Contract end date	

17/18 Contracted general activity (UDA)	18,124
Carry forward general activity (UDA)	664
17/18 Contracted orthodontic activity (UOA)	0
Carry forward orthodontic activity (UOA)	0
Baseline contract value	£446,440.90

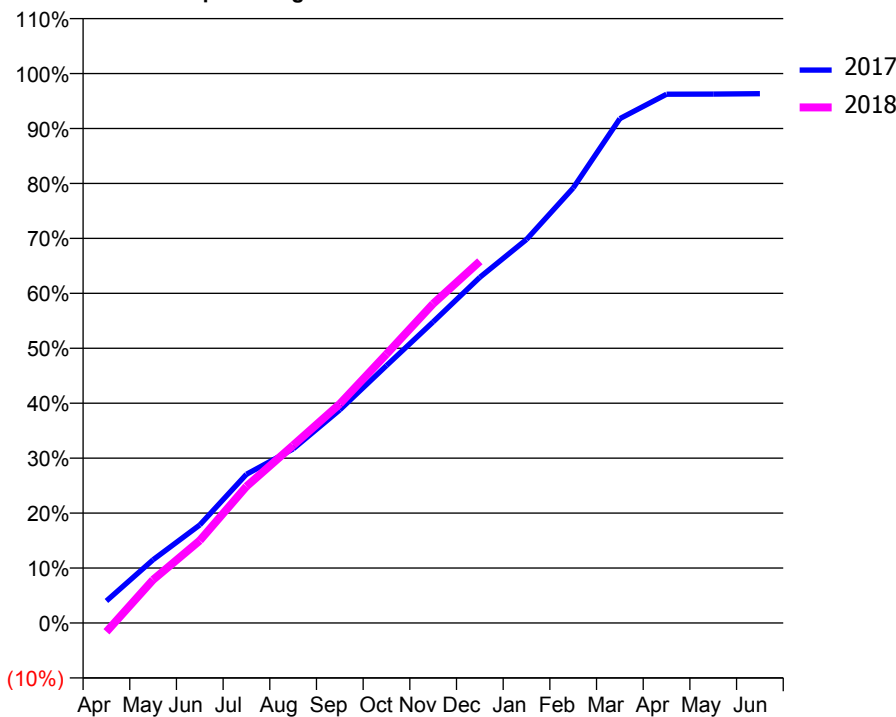
### ACCESS\*

Patients seen in 24 months	Total	Change since previous quarter
Quarter ending December 2016	5,234	
Quarter ending March 2017	5,295	→
Quarter ending June 2017	5,318	→
Quarter ending September 2017	5,321	→
Quarter ending December 2017	5,277	→
<b>Variance since December 2016</b>	<b>0.8%</b>	<b>→</b>



### ACTIVITY

Cumulative percentage of contracted UDA delivered 2017 & 2018



Month	Adjusted Scheduled Activity (UDA)	
	2017	2018
April	729	-294
May	2,088	1,429
June	3,233	2,718
July	4,908	4,505
August	5,741	5,859
September	7,029	7,230
October	8,489	8,869
November	9,933	10,532
December	11,400	11,930
January	12,650	
February	14,348	
March	16,638	
April	17,440	
May	17,447	
June	17,460	

### QUALITY

	Quantity	Base Number	Contract	LHB	Wales
% of FP17s for the same patient ID Re-attending within 3 months - Children	139	1,213	11.5%	8.5%	11.0%
% of FP17s for the same patient ID Re-attending within 3 months - Adults	721	4,674	15.4%	14.9%	16.1%
% of FP17s for the same patient ID Re-attending between 3 & 9 months - Children	699	1,213	57.6%	58.4%	58.9%
% of FP17s for the same patient ID Re-attending between 3 & 9 months - Adults	2,740	4,674	58.6%	55.1%	55.2%
% of FP17s for Band 1 Urgent Courses	510	5,601	9.1%	9.2%	9.0%
% of FP17s Relating to Free Repair or Replacements	98	5,601	1.7%	0.8%	0.7%
% of FP17s Relating to Continuations	45	5,601	0.8%	0.7%	0.8%
% of Patients satisfied with the dentistry they have received	16	18	88.9%	91.6%	91.9%
% of Patients satisfied with the time they had to wait for an appointment	16	18	88.9%	87.9%	87.9%

\* This is based on patients treated on this contract for their most recent course of treatment. Figures in italics indicate the base number of FP17s or Patient Questionnaire responses are less than 100. N/A is shown where the base number of responses is less than 10 during the period. % is calculated as Quantity/Base number\*100

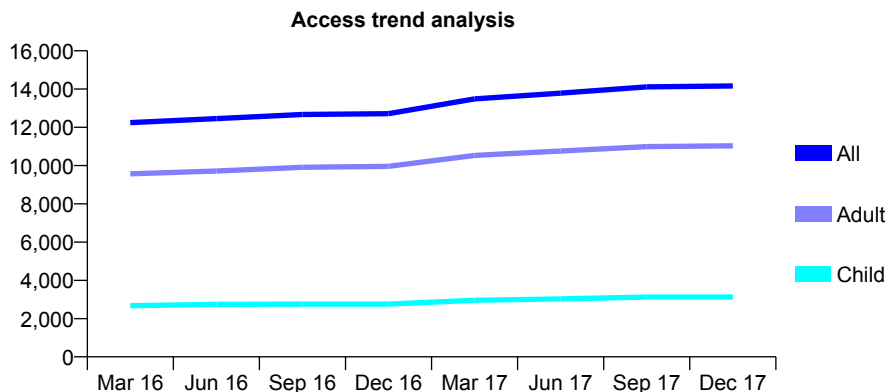
## 7A6 - Vital Signs At a Glance Contract Report for 154245/0003 - December 2017

Name or company name	Restore Dental Group
Contract type name	GDS Contract
Purpose of contract	General
Contract start date	01/04/2013
Contract end date	

17/18 Contracted general activity (UDA)	40,460
Carry forward general activity (UDA)	571
17/18 Contracted orthodontic activity (UOA)	0
Carry forward orthodontic activity (UOA)	0
Baseline contract value	£1,037,903.88

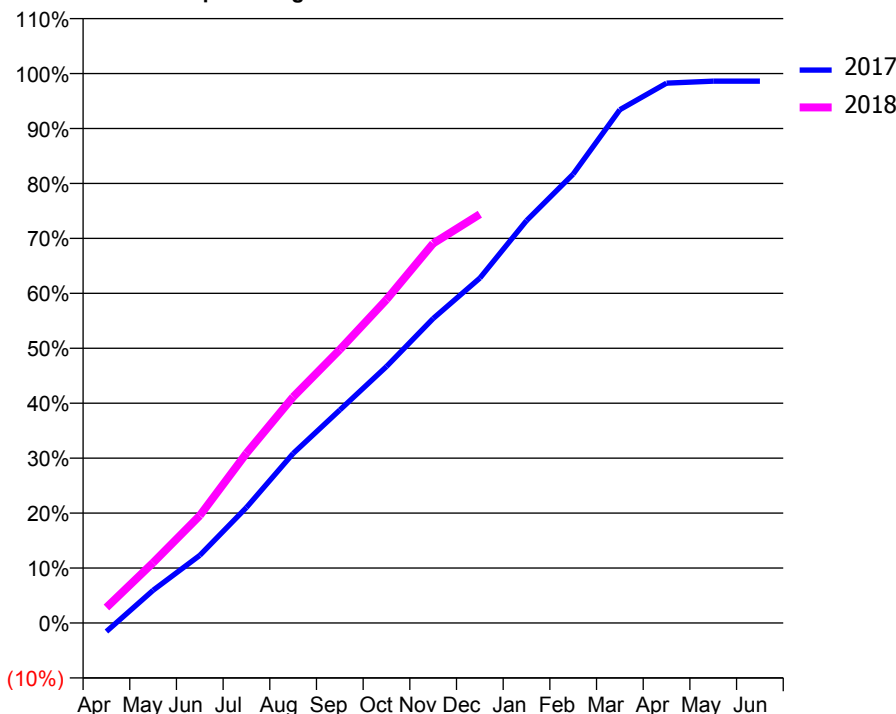
### ACCESS\*

Patients seen in 24 months	Total	Change since previous quarter
Quarter ending December 2016	12,716	
Quarter ending March 2017	13,488	↑
Quarter ending June 2017	13,785	↑
Quarter ending September 2017	14,115	↑
Quarter ending December 2017	14,164	→
<b>Variance since December 2016</b>	<b>11.4%</b>	<b>↑</b>



### ACTIVITY

Cumulative percentage of contracted UDA delivered 2017 & 2018



Month	Adjusted Scheduled Activity (UDA)	
	2017	2018
April	-641	1,144
May	2,458	4,445
June	5,072	7,907
July	8,661	12,500
August	12,713	16,648
September	15,969	20,131
October	19,221	23,819
November	22,827	27,945
December	25,856	30,103
January	30,162	
February	33,644	
March	38,475	
April	40,466	
May	40,613	
June	40,617	

### QUALITY

	Quantity	Base Number	Contract	LHB	Wales
% of FP17s for the same patient ID Re-attending within 3 months - Children	241	3,534	6.8%	8.5%	11.0%
% of FP17s for the same patient ID Re-attending within 3 months - Adults	1,757	13,195	13.3%	14.9%	16.1%
% of FP17s for the same patient ID Re-attending between 3 & 9 months - Children	2,058	3,534	58.2%	58.4%	58.9%
% of FP17s for the same patient ID Re-attending between 3 & 9 months - Adults	7,972	13,195	60.4%	55.1%	55.2%
% of FP17s for Band 1 Urgent Courses	1,296	15,729	8.2%	9.2%	9.0%
% of FP17s Relating to Free Repair or Replacements	151	15,729	1.0%	0.8%	0.7%
% of FP17s Relating to Continuations	151	15,729	1.0%	0.7%	0.8%
% of Patients satisfied with the dentistry they have received	30	32	93.8%	91.6%	91.9%
% of Patients satisfied with the time they had to wait for an appointment	26	32	81.3%	87.9%	87.9%

\* This is based on patients treated on this contract for their most recent course of treatment. Figures in italics indicate the base number of FP17s or Patient Questionnaire responses are less than 100. N/A is shown where the base number of responses is less than 10 during the period. % is calculated as Quantity/Base number\*100

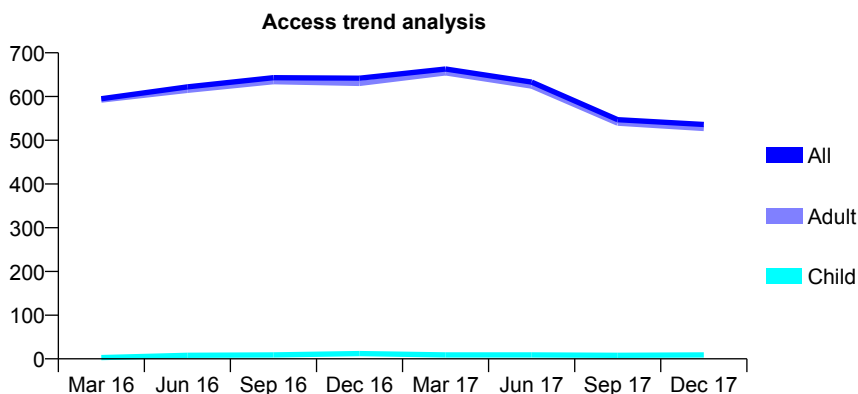
## 7A6 - Vital Signs At a Glance Contract Report for 154245/0004 - December 2017

Name or company name	Restore Dental Group
Contract type name	GDS Contract
Purpose of contract	General
Contract start date	01/04/2013
Contract end date	

17/18 Contracted general activity (UDA)	912
Carry forward general activity (UDA)	0
17/18 Contracted orthodontic activity (UOA)	0
Carry forward orthodontic activity (UOA)	0
Baseline contract value	£53,405.57

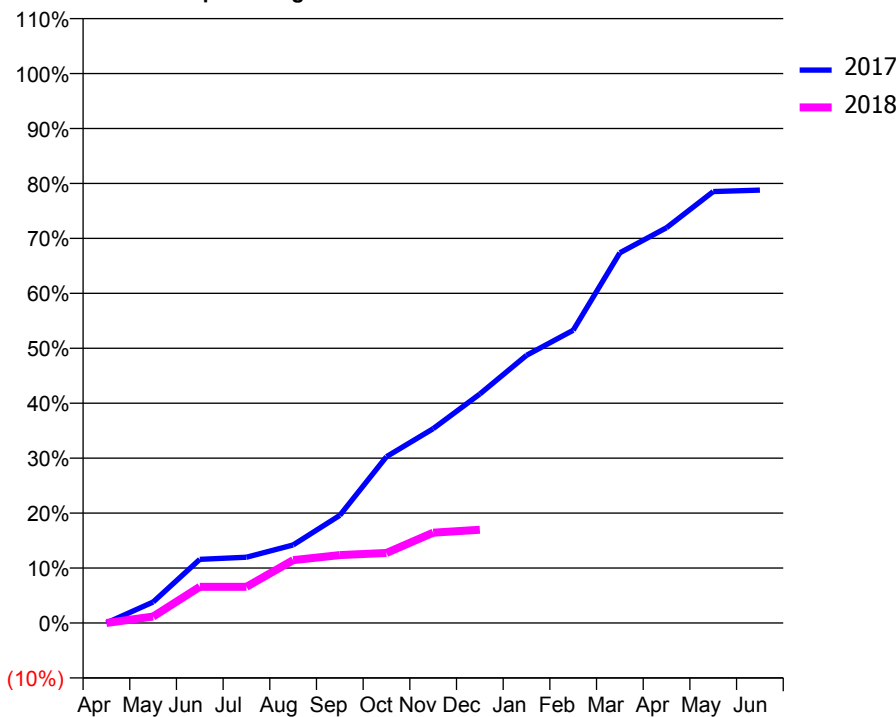
### ACCESS\*

Patients seen in 24 months	Total	Change since previous quarter
Quarter ending December 2016	642	
Quarter ending March 2017	663	↑
Quarter ending June 2017	633	↓
Quarter ending September 2017	547	↓
Quarter ending December 2017	536	↓
<b>Variance since December 2016</b>	<b>(16.5%)</b>	<b>↓</b>



### ACTIVITY

Cumulative percentage of contracted UDA delivered 2017 & 2018



Month	Adjusted Scheduled Activity (UDA)	
	2017	2018
April	0	0
May	35	11
June	106	60
July	109	60
August	130	104
September	179	113
October	276	116
November	323	150
December	380	155
January	444	
February	486	
March	614	
April	656	
May	716	
June	718	

### QUALITY

	Quantity	Base Number	Contract	LHB	Wales
% of FP17s for the same patient ID Re-attending within 3 months - Children	0	9	0.0%	8.5%	11.0%
% of FP17s for the same patient ID Re-attending within 3 months - Adults	10	264	3.8%	14.9%	16.1%
% of FP17s for the same patient ID Re-attending between 3 & 9 months - Children	0	9	0.0%	58.4%	58.9%
% of FP17s for the same patient ID Re-attending between 3 & 9 months - Adults	12	264	4.5%	55.1%	55.2%
% of FP17s for Band 1 Urgent Courses	186	186	100.0%	9.2%	9.0%
% of FP17s Relating to Free Repair or Replacements	0	186	0.0%	0.8%	0.7%
% of FP17s Relating to Continuations	0	186	0.0%	0.7%	0.8%
% of Patients satisfied with the dentistry they have received	0	0	N/A	91.6%	91.9%
% of Patients satisfied with the time they had to wait for an appointment	0	0	N/A	87.9%	87.9%

\* This is based on patients treated on this contract for their most recent course of treatment. Figures in italics indicate the base number of FP17s or Patient Questionnaire responses are less than 100. N/A is shown where the base number of responses is less than 10 during the period. % is calculated as Quantity/Base number\*100

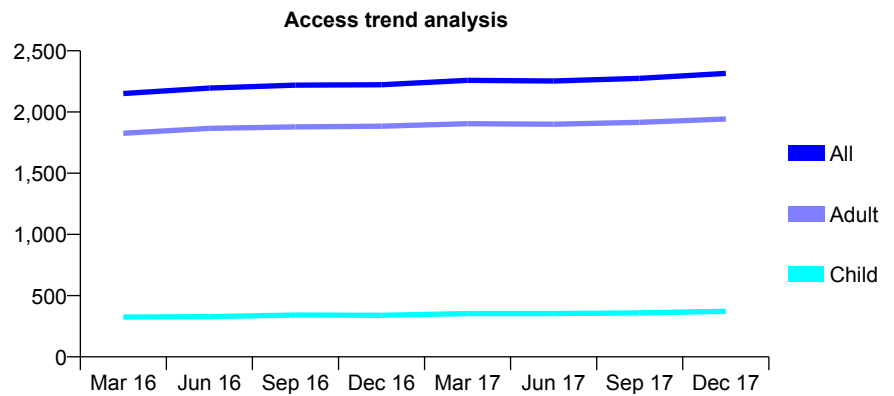
## 7A6 - Vital Signs At a Glance Contract Report for 156566/0001 - December 2017

Name or company name	Blackwood Dental Centre.
Contract type name	GDS Contract
Purpose of contract	General
Contract start date	04/09/2014
Contract end date	

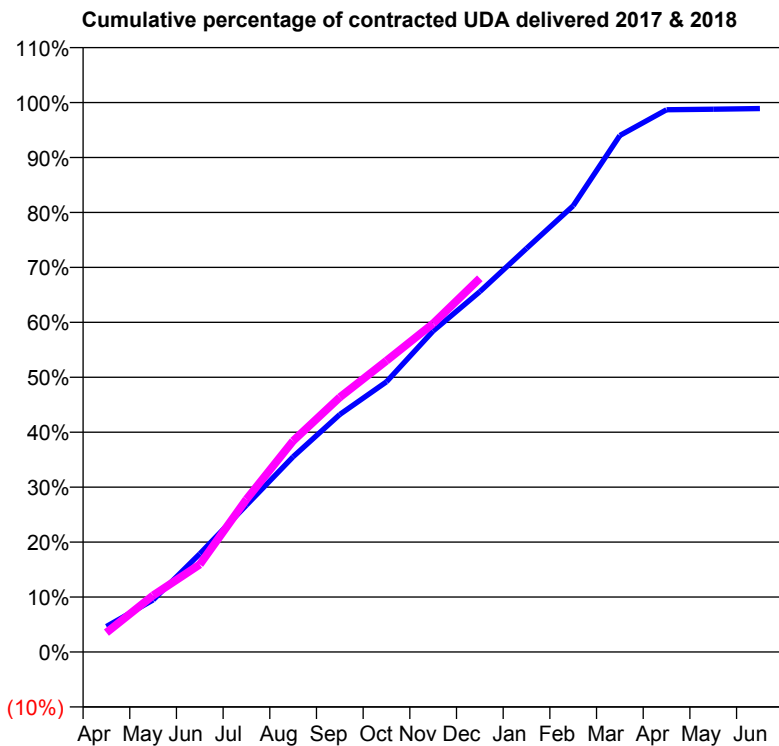
17/18 Contracted general activity (UDA)	7,346
Carry forward general activity (UDA)	80
17/18 Contracted orthodontic activity (UOA)	0
Carry forward orthodontic activity (UOA)	0
Baseline contract value	£174,325.62

### ACCESS\*

Patients seen in 24 months	Total	Change since previous quarter
Quarter ending December 2016	2,223	
Quarter ending March 2017	2,259	→
Quarter ending June 2017	2,253	→
Quarter ending September 2017	2,275	→
Quarter ending December 2017	2,315	→
<b>Variance since December 2016</b>	<b>4.1%</b>	<b>↑</b>



### ACTIVITY



Month	Adjusted Scheduled Activity (UDA)	
	2017	2018
April	341	259
May	697	757
June	1,313	1,170
July	1,964	2,042
August	2,611	2,823
September	3,176	3,405
October	3,612	3,894
November	4,291	4,391
December	4,817	4,995
January	5,394	
February	5,966	
March	6,906	
April	7,250	
May	7,256	
June	7,266	

### QUALITY

	Quantity	Base Number	Contract	LHB	Wales
% of FP17s for the same patient ID Re-attending within 3 months - Children	13	386	3.4%	8.5%	11.0%
% of FP17s for the same patient ID Re-attending within 3 months - Adults	236	2,075	11.4%	14.9%	16.1%
% of FP17s for the same patient ID Re-attending between 3 & 9 months - Children	234	386	60.6%	58.4%	58.9%
% of FP17s for the same patient ID Re-attending between 3 & 9 months - Adults	1,206	2,075	58.1%	55.1%	55.2%
% of FP17s for Band 1 Urgent Courses	157	2,342	6.7%	9.2%	9.0%
% of FP17s Relating to Free Repair or Replacements	11	2,342	0.5%	0.8%	0.7%
% of FP17s Relating to Continuations	32	2,342	1.4%	0.7%	0.8%
% of Patients satisfied with the dentistry they have received	21	22	95.5%	91.6%	91.9%
% of Patients satisfied with the time they had to wait for an appointment	21	22	95.5%	87.9%	87.9%

\* This is based on patients treated on this contract for their most recent course of treatment. Figures in italics indicate the base number of FP17s or Patient Questionnaire responses are less than 100. N/A is shown where the base number of responses is less than 10 during the period. % is calculated as Quantity/Base number\*100

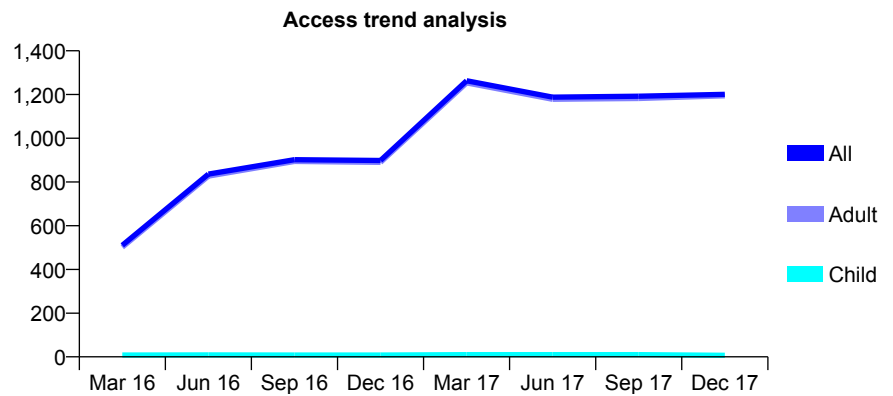
## 7A6 - Vital Signs At a Glance Contract Report for 156566/0002 - December 2017

Name or company name	Blackwood Dental Centre.
Contract type name	PDS Contract
Purpose of contract	General
Contract start date	04/09/2014
Contract end date	31/03/2018

17/18 Contracted general activity (UDA)	3,016
Carry forward general activity (UDA)	0
17/18 Contracted orthodontic activity (UOA)	0
Carry forward orthodontic activity (UOA)	0
Baseline contract value	£224,663.80

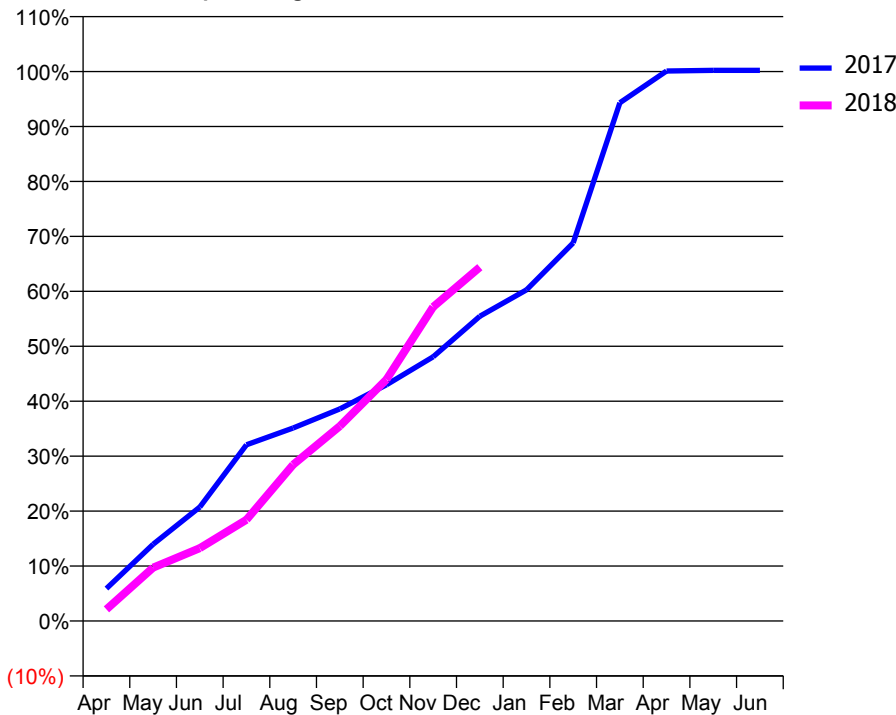
### ACCESS\*

Patients seen in 24 months	Total	Change since previous quarter
Quarter ending December 2016	898	
Quarter ending March 2017	1,263	↑
Quarter ending June 2017	1,188	↓
Quarter ending September 2017	1,192	→
Quarter ending December 2017	1,201	→
<b>Variance since December 2016</b>	<b>33.7%</b>	<b>↑</b>



### ACTIVITY

Cumulative percentage of contracted UDA delivered 2017 & 2018



Month	Adjusted Scheduled Activity (UDA)	
	2017	2018
April	195	64
May	461	293
June	684	400
July	1,058	556
August	1,159	858
September	1,274	1,070
October	1,419	1,326
November	1,587	1,724
December	1,830	1,942
January	1,989	
February	2,271	
March	3,112	
April	3,303	
May	3,307	
June	3,307	

### QUALITY

	Quantity	Base Number	Contract	LHB	Wales
% of FP17s for the same patient ID Re-attending within 3 months - Children	0	7	0.0%	8.5%	11.0%
% of FP17s for the same patient ID Re-attending within 3 months - Adults	10	836	1.2%	14.9%	16.1%
% of FP17s for the same patient ID Re-attending between 3 & 9 months - Children	0	7	0.0%	58.4%	58.9%
% of FP17s for the same patient ID Re-attending between 3 & 9 months - Adults	10	836	1.2%	55.1%	55.2%
% of FP17s for Band 1 Urgent Courses	0	764	0.0%	9.2%	9.0%
% of FP17s Relating to Free Repair or Replacements	0	764	0.0%	0.8%	0.7%
% of FP17s Relating to Continuations	0	764	0.0%	0.7%	0.8%
% of Patients satisfied with the dentistry they have received	12	14	85.7%	91.6%	91.9%
% of Patients satisfied with the time they had to wait for an appointment	8	14	57.1%	87.9%	87.9%

\* This is based on patients treated on this contract for their most recent course of treatment. Figures in italics indicate the base number of FP17s or Patient Questionnaire responses are less than 100. N/A is shown where the base number of responses is less than 10 during the period. % is calculated as Quantity/Base number\*100



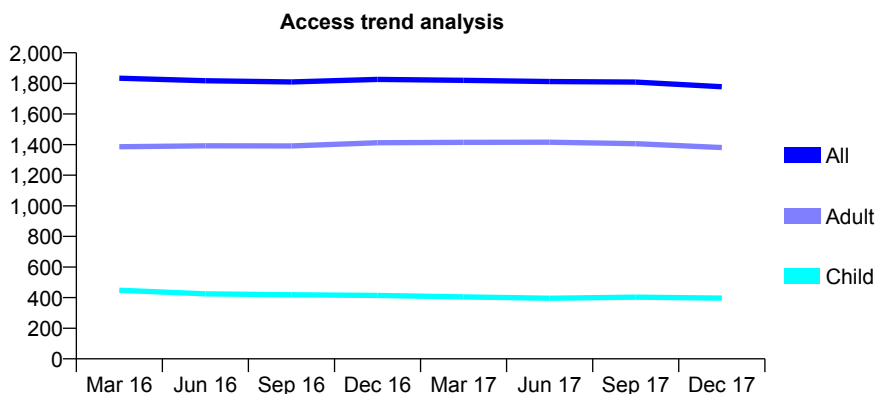
## 7A6 - Vital Signs At a Glance Contract Report for 157392/0002 - December 2017

Name or company name	Plant & Thomas
Contract type name	GDS Contract
Purpose of contract	General
Contract start date	01/05/2010
Contract end date	

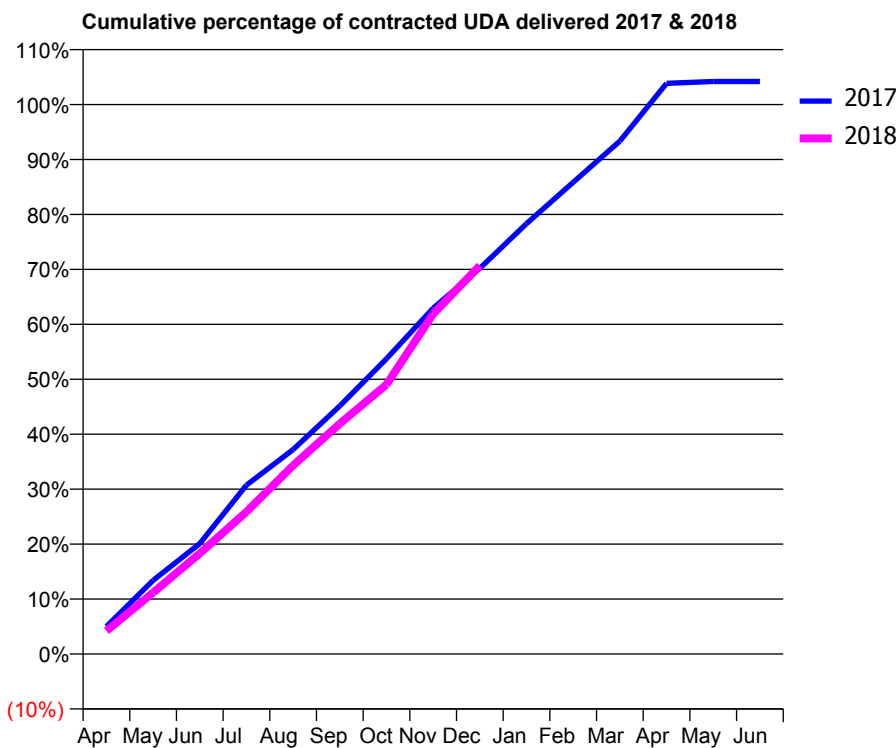
17/18 Contracted general activity (UDA)	5,111
Carry forward general activity (UDA)	-215
17/18 Contracted orthodontic activity (UOA)	0
Carry forward orthodontic activity (UOA)	0
Baseline contract value	£136,839.78

### ACCESS\*

Patients seen in 24 months	Total	Change since previous quarter
Quarter ending December 2016	1,826	
Quarter ending March 2017	1,820	→
Quarter ending June 2017	1,812	→
Quarter ending September 2017	1,809	→
Quarter ending December 2017	1,778	↓
<b>Variance since December 2016</b>	<b>(2.6%)</b>	<b>↓</b>



### ACTIVITY



Month	Adjusted Scheduled Activity (UDA)	
	2017	2018
April	256	215
May	686	572
June	1,027	936
July	1,571	1,322
August	1,902	1,754
September	2,307	2,143
October	2,747	2,506
November	3,217	3,164
December	3,588	3,612
January	4,004	
February	4,387	
March	4,771	
April	5,308	
May	5,325	
June	5,326	

### QUALITY

	Quantity	Base Number	Contract	LHB	Wales
% of FP17s for the same patient ID Re-attending within 3 months - Children	13	459	2.8%	8.5%	11.0%
% of FP17s for the same patient ID Re-attending within 3 months - Adults	231	1,759	13.1%	14.9%	16.1%
% of FP17s for the same patient ID Re-attending between 3 & 9 months - Children	293	459	63.8%	58.4%	58.9%
% of FP17s for the same patient ID Re-attending between 3 & 9 months - Adults	1,118	1,759	63.6%	55.1%	55.2%
% of FP17s for Band 1 Urgent Courses	178	1,929	9.2%	9.2%	9.0%
% of FP17s Relating to Free Repair or Replacements	12	1,929	0.6%	0.8%	0.7%
% of FP17s Relating to Continuations	14	1,929	0.7%	0.7%	0.8%
% of Patients satisfied with the dentistry they have received	5	5	N/A	91.6%	91.9%
% of Patients satisfied with the time they had to wait for an appointment	5	5	N/A	87.9%	87.9%

\* This is based on patients treated on this contract for their most recent course of treatment. Figures in italics indicate the base number of FP17s or Patient Questionnaire responses are less than 100. N/A is shown where the base number of responses is less than 10 during the period. % is calculated as Quantity/Base number\*100

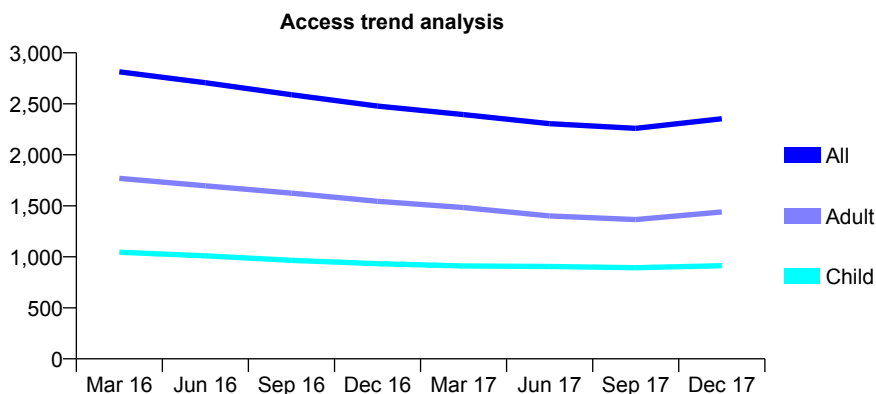
## 7A6 - Vital Signs At a Glance Contract Report for 157406/0001 - December 2017

Name or company name	TFL Care Limited
Contract type name	GDS Contract
Purpose of contract	General
Contract start date	01/06/2013
Contract end date	

17/18 Contracted general activity (UDA)	6,635
Carry forward general activity (UDA)	0
17/18 Contracted orthodontic activity (UOA)	0
Carry forward orthodontic activity (UOA)	0
Baseline contract value	£165,556.90

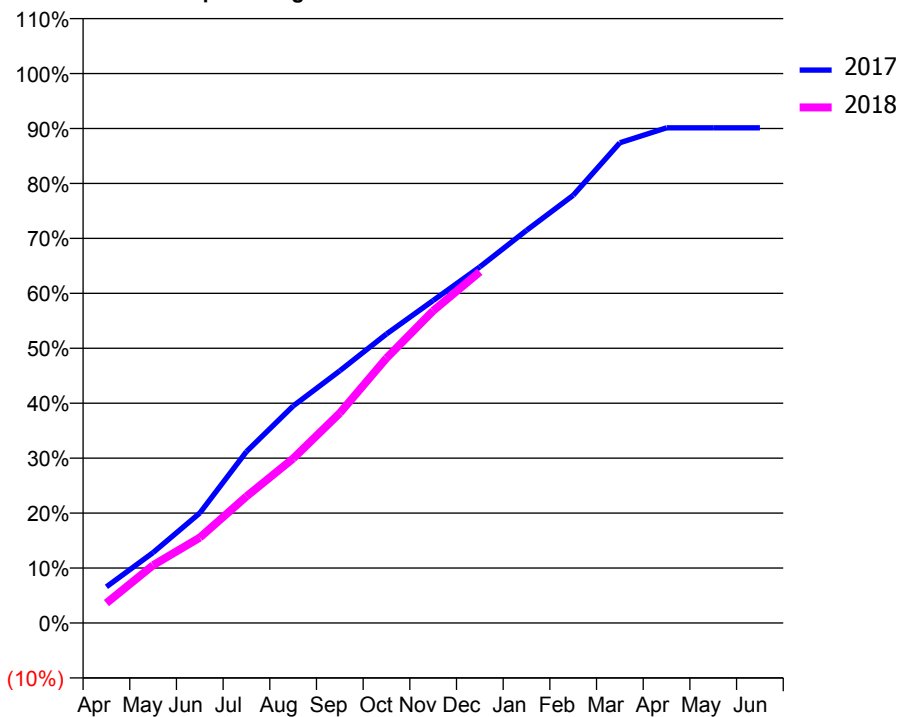
### ACCESS\*

Patients seen in 24 months	Total	Change since previous quarter
Quarter ending December 2016	2,478	
Quarter ending March 2017	2,394	↓
Quarter ending June 2017	2,305	↓
Quarter ending September 2017	2,259	↓
Quarter ending December 2017	2,353	↑
<b>Variance since December 2016</b>	<b>(5.0%)</b>	<b>↓</b>



### ACTIVITY

Cumulative percentage of contracted UDA delivered 2017 & 2018



Adjusted Scheduled Activity (UDA)

Month	2017	2018
April	461	240
May	897	698
June	1,400	1,032
July	2,183	1,529
August	2,764	1,985
September	3,213	2,535
October	3,682	3,199
November	4,107	3,770
December	4,535	4,241
January	5,001	
February	5,449	
March	6,116	
April	6,306	
May	6,306	
June	6,306	

### QUALITY

	Quantity	Base Number	Contract	LHB	Wales
% of FP17s for the same patient ID Re-attending within 3 months - Children	109	1,172	9.3%	8.5%	11.0%
% of FP17s for the same patient ID Re-attending within 3 months - Adults	214	1,504	14.2%	14.9%	16.1%
% of FP17s for the same patient ID Re-attending between 3 & 9 months - Children	790	1,172	67.4%	58.4%	58.9%
% of FP17s for the same patient ID Re-attending between 3 & 9 months - Adults	806	1,504	53.6%	55.1%	55.2%
% of FP17s for Band 1 Urgent Courses	295	2,565	11.5%	9.2%	9.0%
% of FP17s Relating to Free Repair or Replacements	15	2,565	0.6%	0.8%	0.7%
% of FP17s Relating to Continuations	0	2,565	0.0%	0.7%	0.8%
% of Patients satisfied with the dentistry they have received	15	21	71.4%	91.6%	91.9%
% of Patients satisfied with the time they had to wait for an appointment	19	21	90.5%	87.9%	87.9%

\* This is based on patients treated on this contract for their most recent course of treatment. Figures in italics indicate the base number of FP17s or Patient Questionnaire responses are less than 100. N/A is shown where the base number of responses is less than 10 during the period. % is calculated as Quantity/Base number\*100

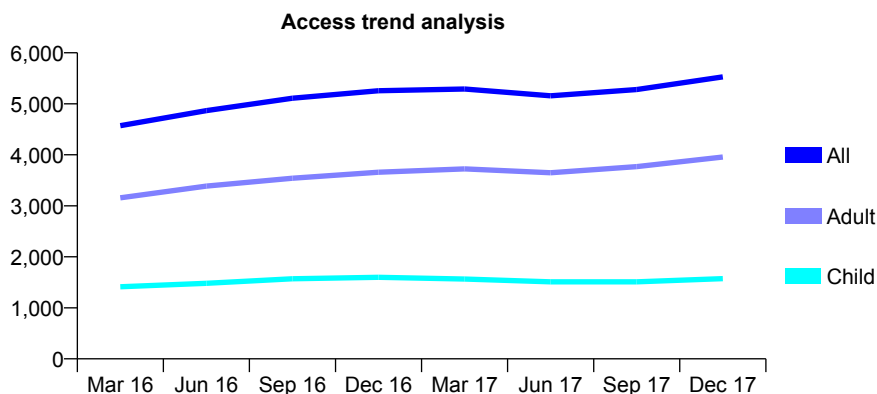
## 7A6 - Vital Signs At a Glance Contract Report for 159905/0001 - December 2017

Name or company name	Grove Surgery Ltd
Contract type name	GDS Contract
Purpose of contract	General
Contract start date	01/04/2015
Contract end date	

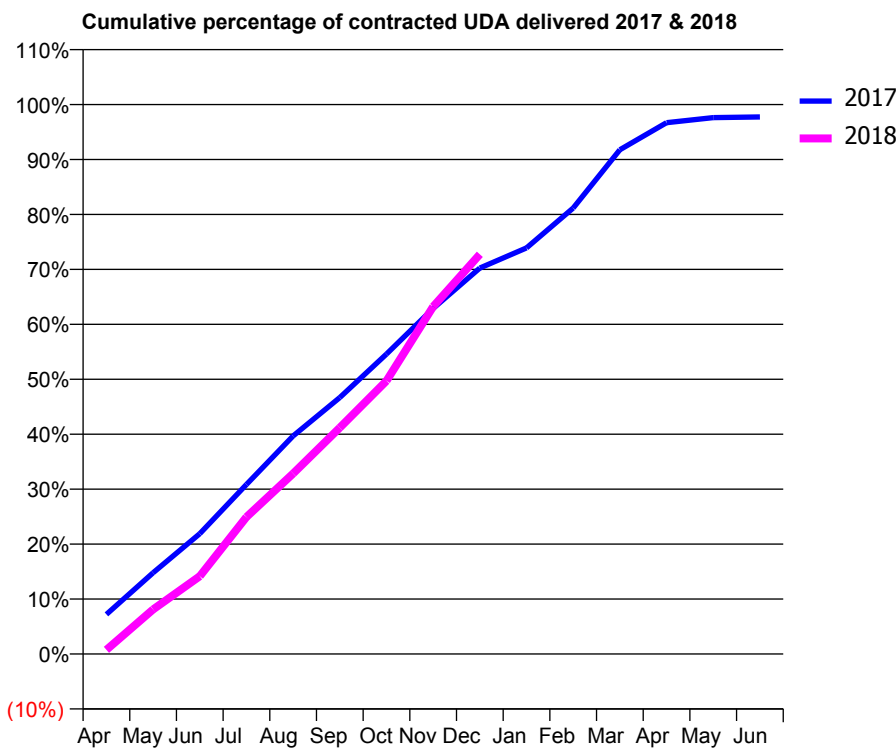
17/18 Contracted general activity (UDA)	15,226
Carry forward general activity (UDA)	346
17/18 Contracted orthodontic activity (UOA)	0
Carry forward orthodontic activity (UOA)	0
Baseline contract value	£389,760.81

### ACCESS\*

Patients seen in 24 months	Total	Change since previous quarter
Quarter ending December 2016	5,257	
Quarter ending March 2017	5,289	→
Quarter ending June 2017	5,158	↓
Quarter ending September 2017	5,280	↑
Quarter ending December 2017	5,529	↑
<b>Variance since December 2016</b>	<b>5.2%</b>	<b>↑</b>



### ACTIVITY



Month	Adjusted Scheduled Activity (UDA)	
	2017	2018
April	1,100	115
May	2,251	1,236
June	3,334	2,156
July	4,699	3,797
August	6,041	5,001
September	7,109	6,271
October	8,313	7,570
November	9,575	9,627
December	10,693	11,075
January	11,253	
February	12,358	
March	13,970	
April	14,721	
May	14,863	
June	14,880	

### QUALITY

	Quantity	Base Number	Contract	LHB	Wales
% of FP17s for the same patient ID Re-attending within 3 months - Children	88	1,682	5.2%	8.5%	11.0%
% of FP17s for the same patient ID Re-attending within 3 months - Adults	442	4,381	10.1%	14.9%	16.1%
% of FP17s for the same patient ID Re-attending between 3 & 9 months - Children	944	1,682	56.1%	58.4%	58.9%
% of FP17s for the same patient ID Re-attending between 3 & 9 months - Adults	2,435	4,381	55.6%	55.1%	55.2%
% of FP17s for Band 1 Urgent Courses	428	5,692	7.5%	9.2%	9.0%
% of FP17s Relating to Free Repair or Replacements	35	5,692	0.6%	0.8%	0.7%
% of FP17s Relating to Continuations	31	5,692	0.5%	0.7%	0.8%
% of Patients satisfied with the dentistry they have received	22	24	91.7%	91.6%	91.9%
% of Patients satisfied with the time they had to wait for an appointment	22	24	91.7%	87.9%	87.9%

\* This is based on patients treated on this contract for their most recent course of treatment. Figures in italics indicate the base number of FP17s or Patient Questionnaire responses are less than 100. N/A is shown where the base number of responses is less than 10 during the period. % is calculated as Quantity/Base number\*100

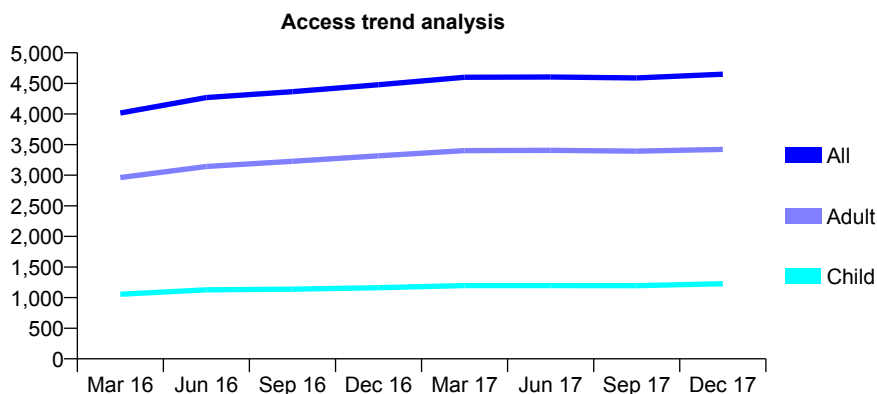
## 7A6 - Vital Signs At a Glance Contract Report for 159905/0002 - December 2017

Name or company name	Grove Surgery Ltd
Contract type name	GDS Contract
Purpose of contract	General
Contract start date	01/04/2015
Contract end date	

17/18 Contracted general activity (UDA)	14,764
Carry forward general activity (UDA)	494
17/18 Contracted orthodontic activity (UOA)	0
Carry forward orthodontic activity (UOA)	0
Baseline contract value	£402,988.61

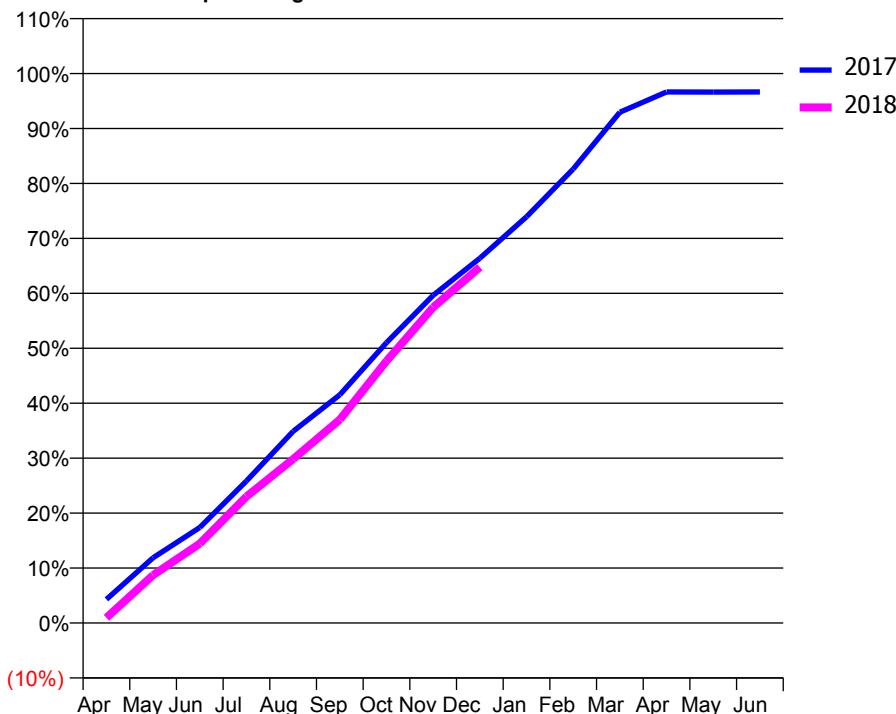
### ACCESS\*

Patients seen in 24 months	Total	Change since previous quarter
Quarter ending December 2016	4,478	
Quarter ending March 2017	4,601	↑
Quarter ending June 2017	4,604	→
Quarter ending September 2017	4,590	→
Quarter ending December 2017	4,650	→
<b>Variance since December 2016</b>	<b>3.8%</b>	<b>↑</b>



### ACTIVITY

Cumulative percentage of contracted UDA delivered 2017 & 2018



Month	Adjusted Scheduled Activity (UDA)	
	2017	2018
April	635	142
May	1,753	1,287
June	2,567	2,135
July	3,816	3,397
August	5,151	4,406
September	6,132	5,466
October	7,533	7,037
November	8,804	8,482
December	9,800	9,561
January	10,914	
February	12,198	
March	13,725	
April	14,270	
May	14,264	
June	14,270	

### QUALITY

	Quantity	Base Number	Contract	LHB	Wales
% of FP17s for the same patient ID Re-attending within 3 months - Children	60	1,340	4.5%	8.5%	11.0%
% of FP17s for the same patient ID Re-attending within 3 months - Adults	474	3,844	12.3%	14.9%	16.1%
% of FP17s for the same patient ID Re-attending between 3 & 9 months - Children	782	1,340	58.4%	58.4%	58.9%
% of FP17s for the same patient ID Re-attending between 3 & 9 months - Adults	2,422	3,844	63.0%	55.1%	55.2%
% of FP17s for Band 1 Urgent Courses	311	4,939	6.3%	9.2%	9.0%
% of FP17s Relating to Free Repair or Replacements	38	4,939	0.8%	0.8%	0.7%
% of FP17s Relating to Continuations	24	4,939	0.5%	0.7%	0.8%
% of Patients satisfied with the dentistry they have received	14	14	100.0%	91.6%	91.9%
% of Patients satisfied with the time they had to wait for an appointment	12	14	85.7%	87.9%	87.9%

\* This is based on patients treated on this contract for their most recent course of treatment. Figures in italics indicate the base number of FP17s or Patient Questionnaire responses are less than 100. N/A is shown where the base number of responses is less than 10 during the period. % is calculated as Quantity/Base number\*100

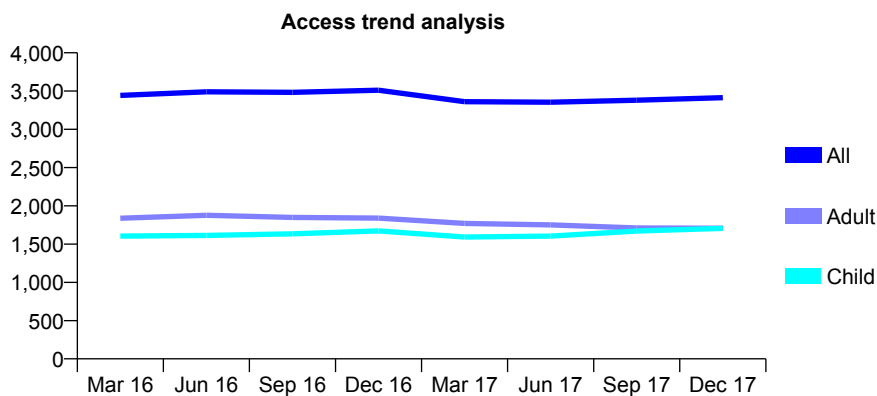
## 7A6 - Vital Signs At a Glance Contract Report for 160563/0001 - December 2017

Name or company name	L Smart
Contract type name	GDS Contract
Purpose of contract	General
Contract start date	01/01/2011
Contract end date	

17/18 Contracted general activity (UDA)	15,205
Carry forward general activity (UDA)	667
17/18 Contracted orthodontic activity (UOA)	0
Carry forward orthodontic activity (UOA)	0
Baseline contract value	£306,293.54

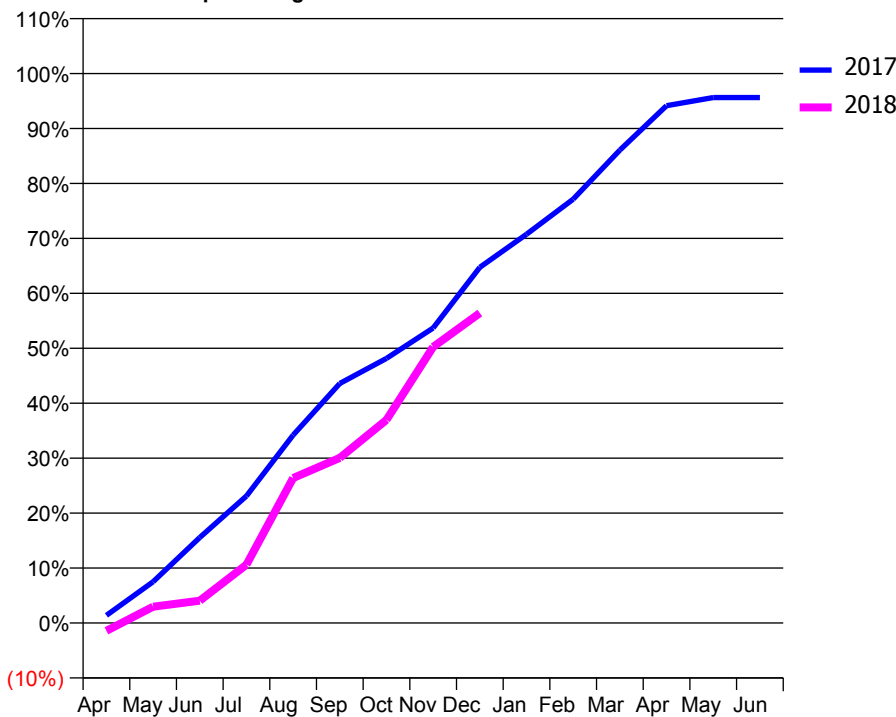
### ACCESS\*

Patients seen in 24 months	Total	Change since previous quarter
Quarter ending December 2016	3,511	
Quarter ending March 2017	3,362	↓
Quarter ending June 2017	3,355	→
Quarter ending September 2017	3,381	→
Quarter ending December 2017	3,413	→
<b>Variance since December 2016</b>	<b>(2.8%)</b>	<b>↓</b>



### ACTIVITY

Cumulative percentage of contracted UDA delivered 2017 & 2018



Month	Adjusted Scheduled Activity (UDA)	
	2017	2018
April	211	-221
May	1,142	450
June	2,367	618
July	3,514	1,615
August	5,201	4,014
September	6,629	4,569
October	7,321	5,621
November	8,165	7,639
December	9,842	8,579
January	10,756	
February	11,727	
March	13,084	
April	14,313	
May	14,538	
June	14,538	

### QUALITY

	Quantity	Base Number	Contract	LHB	Wales
% of FP17s for the same patient ID Re-attending within 3 months - Children	96	1,847	5.2%	8.5%	11.0%
% of FP17s for the same patient ID Re-attending within 3 months - Adults	269	1,644	16.4%	14.9%	16.1%
% of FP17s for the same patient ID Re-attending between 3 & 9 months - Children	1,048	1,847	56.7%	58.4%	58.9%
% of FP17s for the same patient ID Re-attending between 3 & 9 months - Adults	878	1,644	53.4%	55.1%	55.2%
% of FP17s for Band 1 Urgent Courses	8	3,087	0.3%	9.2%	9.0%
% of FP17s Relating to Free Repair or Replacements	3	3,087	0.1%	0.8%	0.7%
% of FP17s Relating to Continuations	4	3,087	0.1%	0.7%	0.8%
% of Patients satisfied with the dentistry they have received	6	7	N/A	91.6%	91.9%
% of Patients satisfied with the time they had to wait for an appointment	7	7	N/A	87.9%	87.9%

\* This is based on patients treated on this contract for their most recent course of treatment. Figures in italics indicate the base number of FP17s or Patient Questionnaire responses are less than 100. N/A is shown where the base number of responses is less than 10 during the period. % is calculated as Quantity/Base number\*100

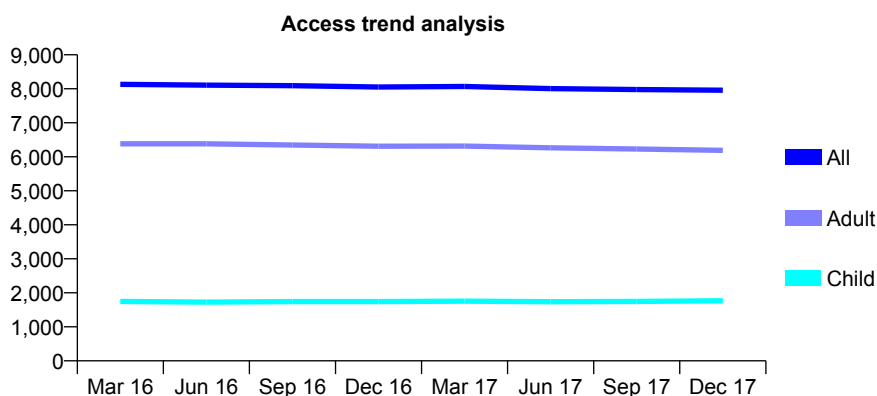
## 7A6 - Vital Signs At a Glance Contract Report for 161551/0001 - December 2017

Name or company name	Masonoak Ltd & Sunnyleigh Ltd
Contract type name	GDS Contract
Purpose of contract	General
Contract start date	01/12/2012
Contract end date	

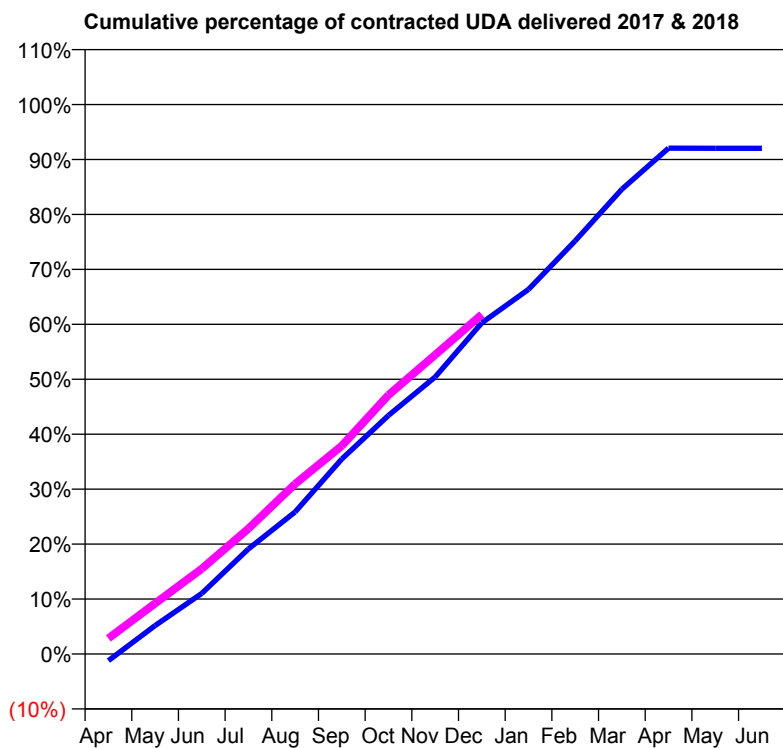
17/18 Contracted general activity (UDA)	22,053
Carry forward general activity (UDA)	0
17/18 Contracted orthodontic activity (UOA)	0
Carry forward orthodontic activity (UOA)	0
Baseline contract value	£504,894.14

### ACCESS\*

Patients seen in 24 months	Total	Change since previous quarter
Quarter ending December 2016	8,053	
Quarter ending March 2017	8,068	→
Quarter ending June 2017	8,006	→
Quarter ending September 2017	7,979	→
Quarter ending December 2017	7,959	→
<b>Variance since December 2016</b>	<b>(1.2%)</b>	<b>↓</b>



### ACTIVITY



Month	Adjusted Scheduled Activity (UDA)	
	2017	2018
April	-270	626
May	1,141	2,029
June	2,434	3,423
July	4,222	5,035
August	5,703	6,823
September	7,825	8,356
October	9,576	10,398
November	11,118	12,004
December	13,292	13,630
January	14,634	
February	16,581	
March	18,654	
April	20,300	
May	20,298	
June	20,298	

### QUALITY

	Quantity	Base Number	Contract	LHB	Wales
% of FP17s for the same patient ID Re-attending within 3 months - Children	153	1,775	8.6%	8.5%	11.0%
% of FP17s for the same patient ID Re-attending within 3 months - Adults	1,093	6,356	17.2%	14.9%	16.1%
% of FP17s for the same patient ID Re-attending between 3 & 9 months - Children	887	1,775	50.0%	58.4%	58.9%
% of FP17s for the same patient ID Re-attending between 3 & 9 months - Adults	3,181	6,356	50.0%	55.1%	55.2%
% of FP17s for Band 1 Urgent Courses	792	7,325	10.8%	9.2%	9.0%
% of FP17s Relating to Free Repair or Replacements	45	7,325	0.6%	0.8%	0.7%
% of FP17s Relating to Continuations	157	7,325	2.1%	0.7%	0.8%
% of Patients satisfied with the dentistry they have received	31	34	91.2%	91.6%	91.9%
% of Patients satisfied with the time they had to wait for an appointment	30	34	88.2%	87.9%	87.9%

\* This is based on patients treated on this contract for their most recent course of treatment. Figures in italics indicate the base number of FP17s or Patient Questionnaire responses are less than 100. N/A is shown where the base number of responses is less than 10 during the period. % is calculated as Quantity/Base number\*100

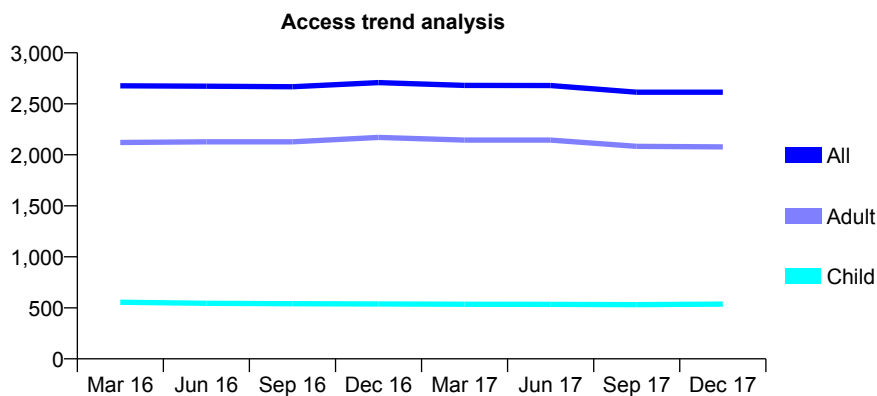
## 7A6 - Vital Signs At a Glance Contract Report for 162442/0001 - December 2017

Name or company name	M J Dental Services Ltd
Contract type name	GDS Contract
Purpose of contract	General
Contract start date	01/07/2013
Contract end date	

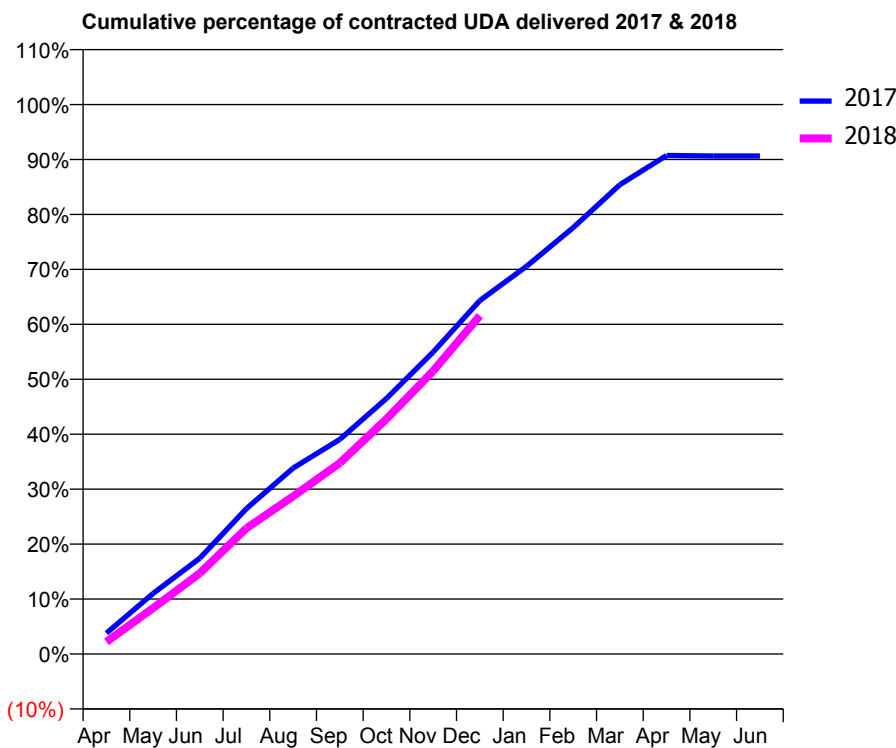
17/18 Contracted general activity (UDA)	9,545
Carry forward general activity (UDA)	0
17/18 Contracted orthodontic activity (UOA)	0
Carry forward orthodontic activity (UOA)	0
Baseline contract value	£240,843.11

### ACCESS\*

Patients seen in 24 months	Total	Change since previous quarter
Quarter ending December 2016	2,708	
Quarter ending March 2017	2,680	↓
Quarter ending June 2017	2,679	→
Quarter ending September 2017	2,614	↓
Quarter ending December 2017	2,614	→
<b>Variance since December 2016</b>	<b>(3.5%)</b>	<b>↓</b>



### ACTIVITY



Month	Adjusted Scheduled Activity (UDA)	
	2017	2018
April	382	211
May	1,108	799
June	1,751	1,402
July	2,659	2,184
August	3,400	2,739
September	3,924	3,319
October	4,673	4,082
November	5,521	4,916
December	6,461	5,877
January	7,088	
February	7,796	
March	8,582	
April	9,114	
May	9,104	
June	9,104	

### QUALITY

	Quantity	Base Number	Contract	LHB	Wales
% of FP17s for the same patient ID Re-attending within 3 months - Children	96	619	15.5%	8.5%	11.0%
% of FP17s for the same patient ID Re-attending within 3 months - Adults	495	2,479	20.0%	14.9%	16.1%
% of FP17s for the same patient ID Re-attending between 3 & 9 months - Children	280	619	45.2%	58.4%	58.9%
% of FP17s for the same patient ID Re-attending between 3 & 9 months - Adults	1,281	2,479	51.7%	55.1%	55.2%
% of FP17s for Band 1 Urgent Courses	343	2,907	11.8%	9.2%	9.0%
% of FP17s Relating to Free Repair or Replacements	58	2,907	2.0%	0.8%	0.7%
% of FP17s Relating to Continuations	17	2,907	0.6%	0.7%	0.8%
% of Patients satisfied with the dentistry they have received	7	8	N/A	91.6%	91.9%
% of Patients satisfied with the time they had to wait for an appointment	6	8	N/A	87.9%	87.9%

\* This is based on patients treated on this contract for their most recent course of treatment. Figures in italics indicate the base number of FP17s or Patient Questionnaire responses are less than 100. N/A is shown where the base number of responses is less than 10 during the period. % is calculated as Quantity/Base number\*100

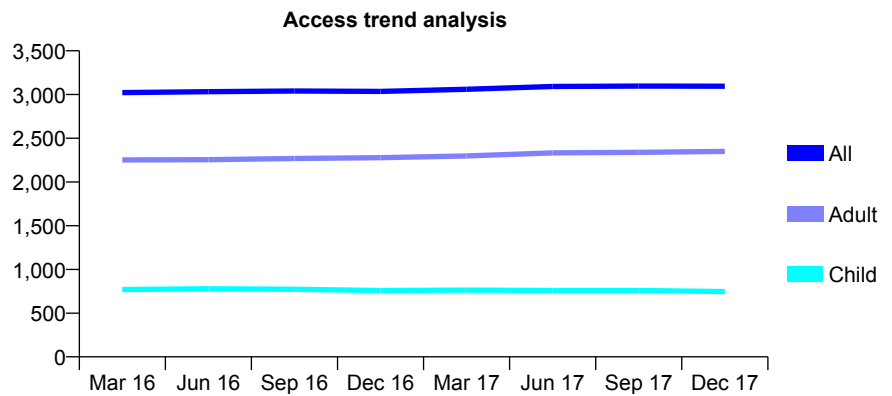
## 7A6 - Vital Signs At a Glance Contract Report for 170135/0001 - December 2017

Name or company name	Abertridwr Dental Surgery
Contract type name	GDS Contract
Purpose of contract	General
Contract start date	01/12/2011
Contract end date	

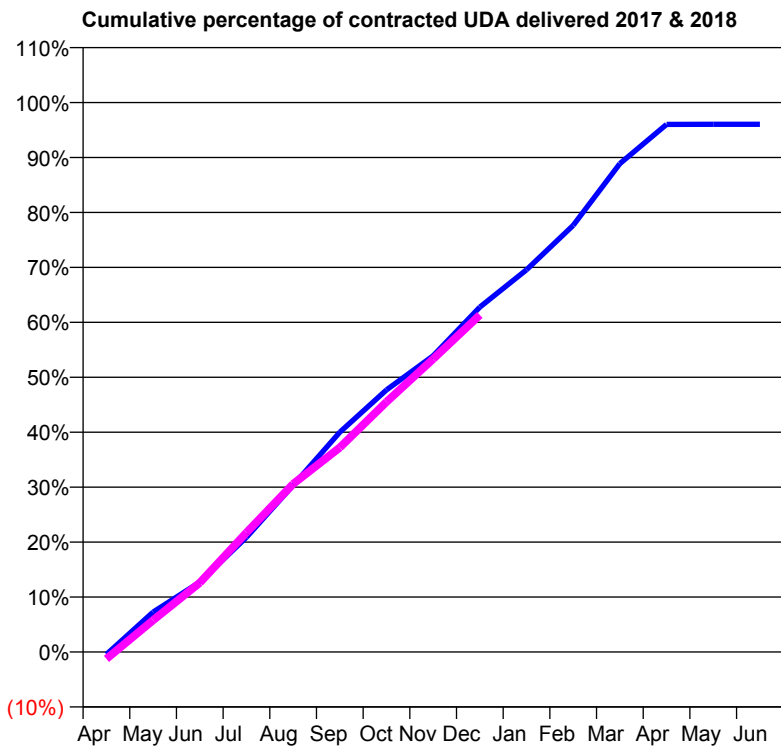
17/18 Contracted general activity (UDA)	11,984
Carry forward general activity (UDA)	474
17/18 Contracted orthodontic activity (UOA)	0
Carry forward orthodontic activity (UOA)	0
Baseline contract value	£306,535.23

### ACCESS\*

Patients seen in 24 months	Total	Change since previous quarter
Quarter ending December 2016	3,036	
Quarter ending March 2017	3,060	→
Quarter ending June 2017	3,092	→
Quarter ending September 2017	3,097	→
Quarter ending December 2017	3,095	→
<b>Variance since December 2016</b>	<b>1.9%</b>	<b>→</b>



### ACTIVITY



Month	Adjusted Scheduled Activity (UDA)	
	2017	2018
April	-53	-154
May	870	694
June	1,525	1,511
July	2,503	2,605
August	3,637	3,665
September	4,795	4,460
October	5,717	5,454
November	6,460	6,391
December	7,521	7,351
January	8,336	
February	9,306	
March	10,650	
April	11,505	
May	11,509	
June	11,510	

### QUALITY

	Quantity	Base Number	Contract	LHB	Wales
% of FP17s for the same patient ID Re-attending within 3 months - Children	66	815	8.1%	8.5%	11.0%
% of FP17s for the same patient ID Re-attending within 3 months - Adults	350	2,517	13.9%	14.9%	16.1%
% of FP17s for the same patient ID Re-attending between 3 & 9 months - Children	467	815	57.3%	58.4%	58.9%
% of FP17s for the same patient ID Re-attending between 3 & 9 months - Adults	1,368	2,517	54.4%	55.1%	55.2%
% of FP17s for Band 1 Urgent Courses	253	3,052	8.3%	9.2%	9.0%
% of FP17s Relating to Free Repair or Replacements	25	3,052	0.8%	0.8%	0.7%
% of FP17s Relating to Continuations	26	3,052	0.9%	0.7%	0.8%
% of Patients satisfied with the dentistry they have received	6	7	N/A	91.6%	91.9%
% of Patients satisfied with the time they had to wait for an appointment	6	7	N/A	87.9%	87.9%

\* This is based on patients treated on this contract for their most recent course of treatment. Figures in italics indicate the base number of FP17s or Patient Questionnaire responses are less than 100. N/A is shown where the base number of responses is less than 10 during the period. % is calculated as Quantity/Base number\*100



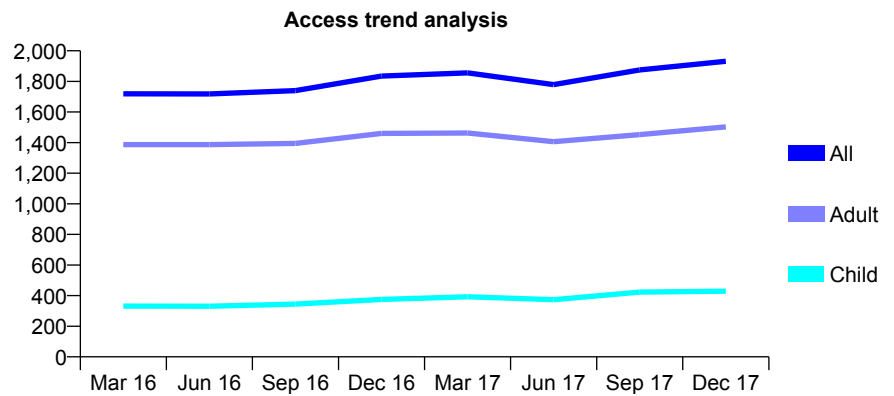
## 7A6 - Vital Signs At a Glance Contract Report for 175242/0001 - December 2017

Name or company name	Gupta & Gupta Limited
Contract type name	GDS Contract
Purpose of contract	General
Contract start date	01/06/2013
Contract end date	

17/18 Contracted general activity (UDA)	5,278
Carry forward general activity (UDA)	-216
17/18 Contracted orthodontic activity (UOA)	0
Carry forward orthodontic activity (UOA)	0
Baseline contract value	£132,559.22

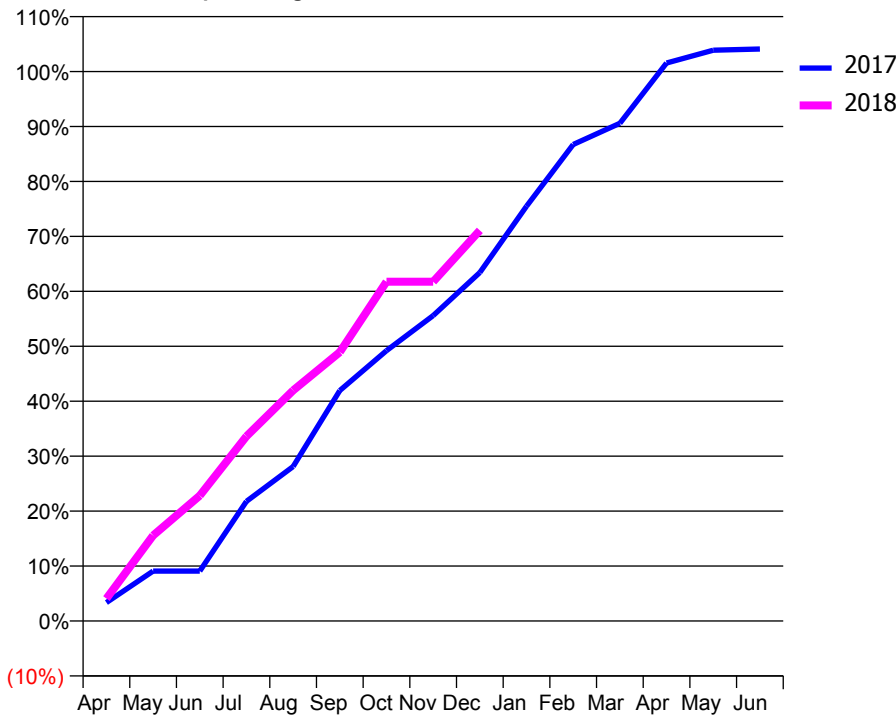
### ACCESS\*

Patients seen in 24 months	Total	Change since previous quarter
Quarter ending December 2016	1,835	
Quarter ending March 2017	1,856	→
Quarter ending June 2017	1,779	↓
Quarter ending September 2017	1,875	↑
Quarter ending December 2017	1,932	↑
<b>Variance since December 2016</b>	<b>5.3%</b>	<b>↑</b>



### ACTIVITY

Cumulative percentage of contracted UDA delivered 2017 & 2018



Month	Adjusted Scheduled Activity (UDA)	
	2017	2018
April	178	216
May	480	822
June	480	1,205
July	1,150	1,775
August	1,484	2,215
September	2,213	2,583
October	2,597	3,259
November	2,934	3,259
December	3,347	3,752
January	3,984	
February	4,577	
March	4,781	
April	5,359	
May	5,482	
June	5,494	

### QUALITY

	Quantity	Base Number	Contract	LHB	Wales
% of FP17s for the same patient ID Re-attending within 3 months - Children	33	470	7.0%	8.5%	11.0%
% of FP17s for the same patient ID Re-attending within 3 months - Adults	132	1,417	9.3%	14.9%	16.1%
% of FP17s for the same patient ID Re-attending between 3 & 9 months - Children	286	470	60.9%	58.4%	58.9%
% of FP17s for the same patient ID Re-attending between 3 & 9 months - Adults	548	1,417	38.7%	55.1%	55.2%
% of FP17s for Band 1 Urgent Courses	54	1,609	3.4%	9.2%	9.0%
% of FP17s Relating to Free Repair or Replacements	4	1,609	0.2%	0.8%	0.7%
% of FP17s Relating to Continuations	1	1,609	0.1%	0.7%	0.8%
% of Patients satisfied with the dentistry they have received	5	7	N/A	91.6%	91.9%
% of Patients satisfied with the time they had to wait for an appointment	5	7	N/A	87.9%	87.9%

\* This is based on patients treated on this contract for their most recent course of treatment. Figures in italics indicate the base number of FP17s or Patient Questionnaire responses are less than 100. N/A is shown where the base number of responses is less than 10 during the period. % is calculated as Quantity/Base number\*100

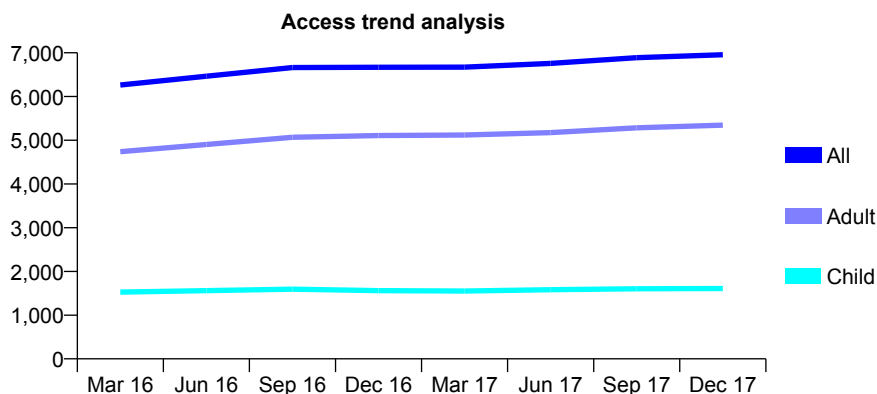
## 7A6 - Vital Signs At a Glance Contract Report for 176222/0001 - December 2017

Name or company name	Mr C Hall
Contract type name	GDS Contract
Purpose of contract	General
Contract start date	01/10/2014
Contract end date	

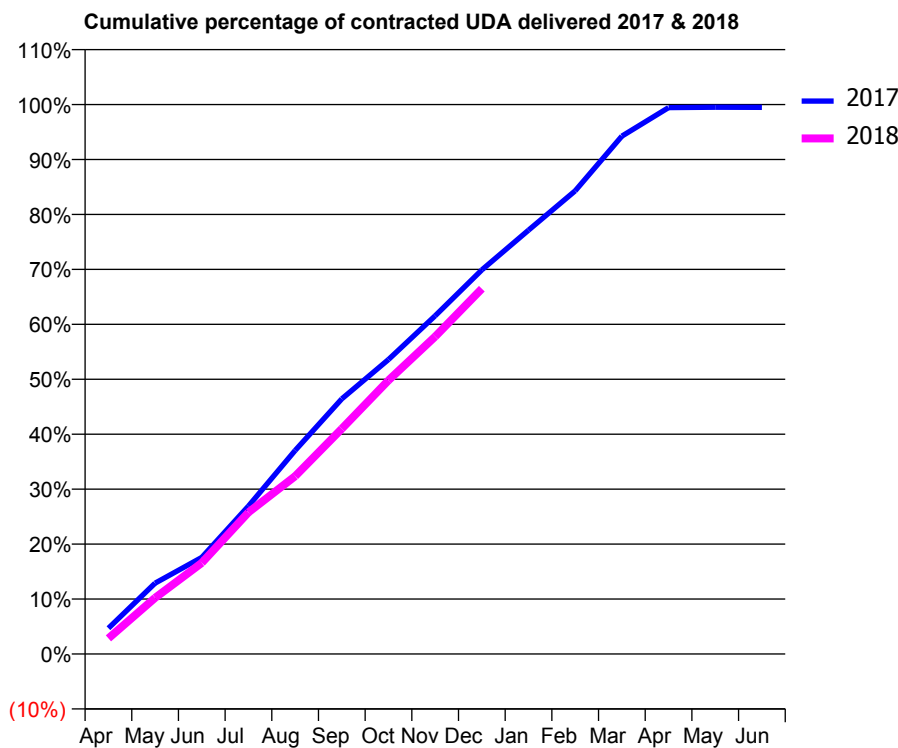
17/18 Contracted general activity (UDA)	21,150
Carry forward general activity (UDA)	102
17/18 Contracted orthodontic activity (UOA)	0
Carry forward orthodontic activity (UOA)	0
Baseline contract value	£554,269.08

### ACCESS\*

Patients seen in 24 months	Total	Change since previous quarter
Quarter ending December 2016	6,668	
Quarter ending March 2017	6,671	→
Quarter ending June 2017	6,758	→
Quarter ending September 2017	6,888	→
Quarter ending December 2017	6,955	→
<b>Variance since December 2016</b>	<b>4.3%</b>	<b>↑</b>



### ACTIVITY



Month	Adjusted Scheduled Activity (UDA)	
	2017	2018
April	925	604
May	2,535	2,165
June	3,456	3,507
July	5,291	5,455
August	7,280	6,846
September	9,123	8,669
October	10,530	10,532
November	12,096	12,219
December	13,737	14,058
January	15,159	
February	16,562	
March	18,517	
April	19,539	
May	19,551	
June	19,548	

### QUALITY

	Quantity	Base Number	Contract	LHB	Wales
% of FP17s for the same patient ID Re-attending within 3 months - Children	72	1,821	4.0%	8.5%	11.0%
% of FP17s for the same patient ID Re-attending within 3 months - Adults	440	5,218	8.4%	14.9%	16.1%
% of FP17s for the same patient ID Re-attending between 3 & 9 months - Children	1,076	1,821	59.1%	58.4%	58.9%
% of FP17s for the same patient ID Re-attending between 3 & 9 months - Adults	2,679	5,218	51.3%	55.1%	55.2%
% of FP17s for Band 1 Urgent Courses	456	6,633	6.9%	9.2%	9.0%
% of FP17s Relating to Free Repair or Replacements	26	6,633	0.4%	0.8%	0.7%
% of FP17s Relating to Continuations	9	6,633	0.1%	0.7%	0.8%
% of Patients satisfied with the dentistry they have received	15	15	100.0%	91.6%	91.9%
% of Patients satisfied with the time they had to wait for an appointment	15	15	100.0%	87.9%	87.9%

\* This is based on patients treated on this contract for their most recent course of treatment. Figures in italics indicate the base number of FP17s or Patient Questionnaire responses are less than 100. N/A is shown where the base number of responses is less than 10 during the period. % is calculated as Quantity/Base number\*100

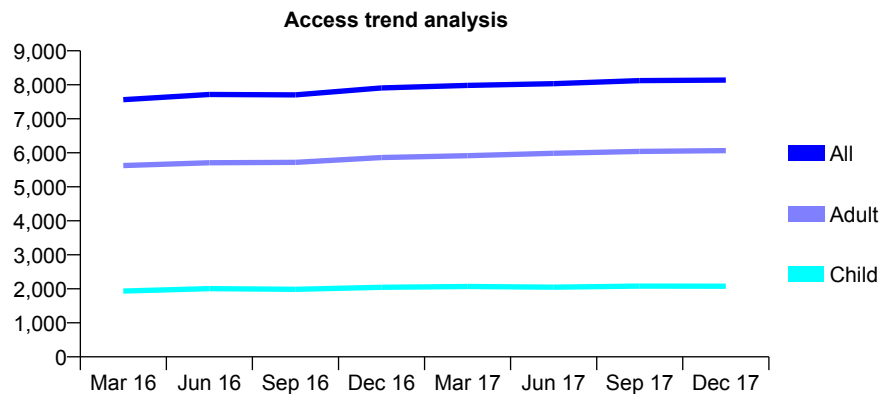
## 7A6 - Vital Signs At a Glance Contract Report for 177822/0001 - December 2017

Name or company name	Beaufort Park Dental Care Ltd
Contract type name	GDS Contract
Purpose of contract	General
Contract start date	01/12/2010
Contract end date	

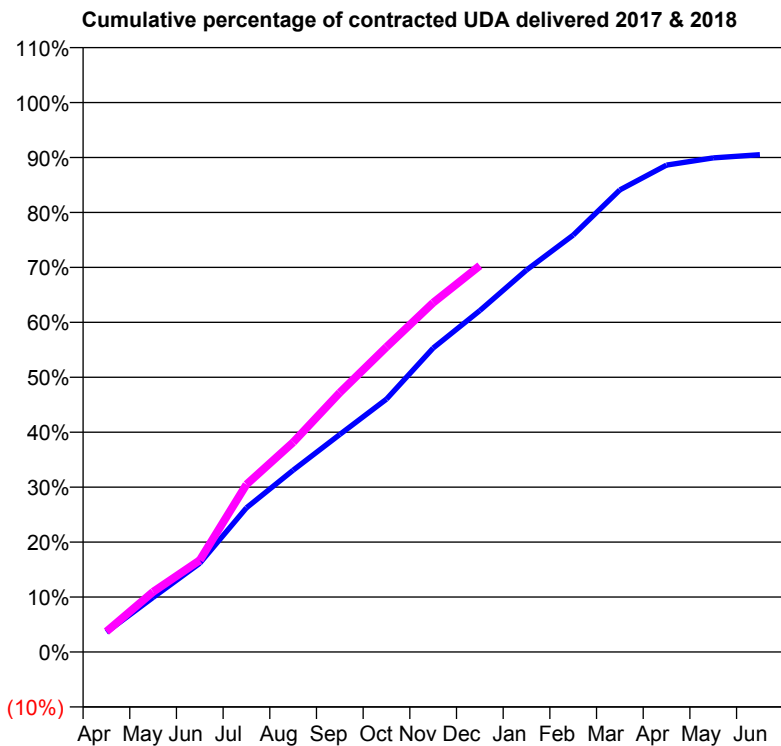
17/18 Contracted general activity (UDA)	22,070
Carry forward general activity (UDA)	0
17/18 Contracted orthodontic activity (UOA)	0
Carry forward orthodontic activity (UOA)	0
Baseline contract value	£590,424.21

### ACCESS\*

Patients seen in 24 months	Total	Change since previous quarter
Quarter ending December 2016	7,908	
Quarter ending March 2017	7,984	→
Quarter ending June 2017	8,035	→
Quarter ending September 2017	8,123	→
Quarter ending December 2017	8,141	→
<b>Variance since December 2016</b>	<b>2.9%</b>	<b>↑</b>



### ACTIVITY



Month	Adjusted Scheduled Activity (UDA)	
	2017	2018
April	878	821
May	2,417	2,416
June	3,927	3,686
July	6,383	6,730
August	8,049	8,420
September	9,629	10,418
October	11,190	12,250
November	13,452	14,027
December	15,112	15,520
January	16,904	
February	18,454	
March	20,454	
April	21,548	
May	21,869	
June	22,012	

### QUALITY

	Quantity	Base Number	Contract	LHB	Wales
% of FP17s for the same patient ID Re-attending within 3 months - Children	129	2,190	5.9%	8.5%	11.0%
% of FP17s for the same patient ID Re-attending within 3 months - Adults	717	6,266	11.4%	14.9%	16.1%
% of FP17s for the same patient ID Re-attending between 3 & 9 months - Children	1,244	2,190	56.8%	58.4%	58.9%
% of FP17s for the same patient ID Re-attending between 3 & 9 months - Adults	3,363	6,266	53.7%	55.1%	55.2%
% of FP17s for Band 1 Urgent Courses	473	7,716	6.1%	9.2%	9.0%
% of FP17s Relating to Free Repair or Replacements	68	7,716	0.9%	0.8%	0.7%
% of FP17s Relating to Continuations	59	7,716	0.8%	0.7%	0.8%
% of Patients satisfied with the dentistry they have received	25	28	89.3%	91.6%	91.9%
% of Patients satisfied with the time they had to wait for an appointment	26	28	92.9%	87.9%	87.9%

\* This is based on patients treated on this contract for their most recent course of treatment. Figures in italics indicate the base number of FP17s or Patient Questionnaire responses are less than 100. N/A is shown where the base number of responses is less than 10 during the period. % is calculated as Quantity/Base number\*100

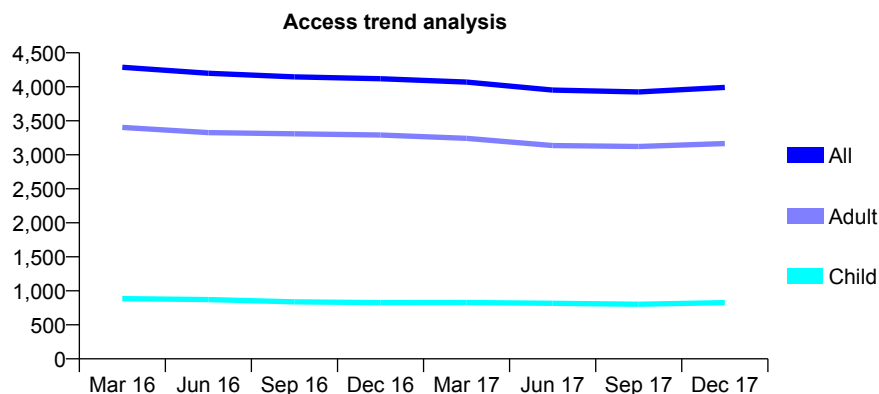
## 7A6 - Vital Signs At a Glance Contract Report for 180025/0001 - December 2017

Name or company name	Dr James Thomas & Dr Iman Mehdi
Contract type name	GDS Contract
Purpose of contract	General
Contract start date	01/02/2009
Contract end date	

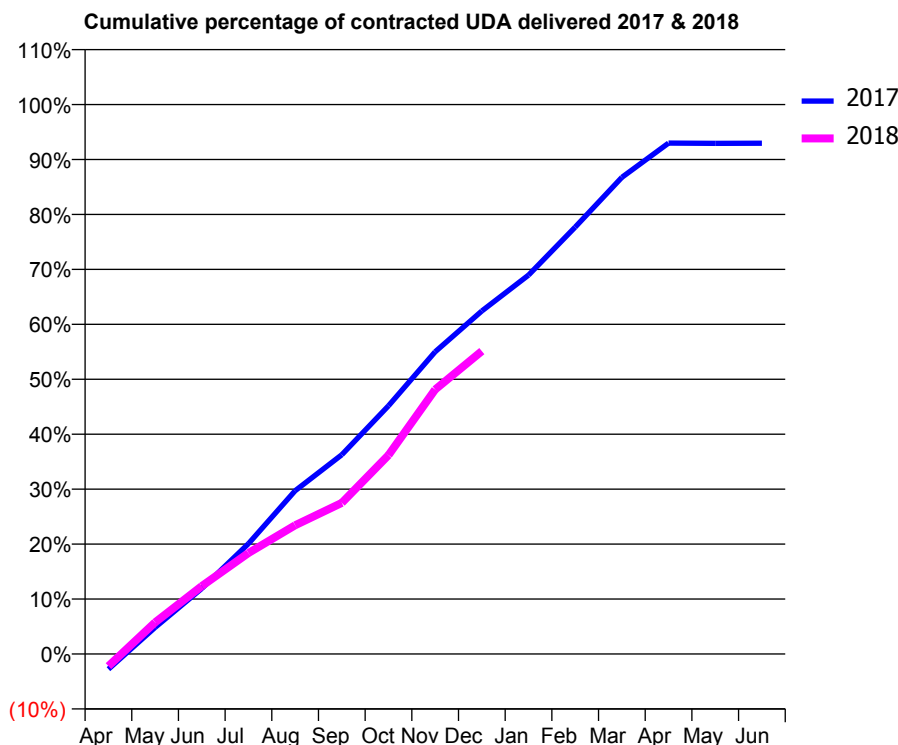
17/18 Contracted general activity (UDA)	14,481
Carry forward general activity (UDA)	520
17/18 Contracted orthodontic activity (UOA)	0
Carry forward orthodontic activity (UOA)	0
Baseline contract value	£355,598.76

### ACCESS\*

Patients seen in 24 months	Total	Change since previous quarter
Quarter ending December 2016	4,118	
Quarter ending March 2017	4,070	↓
Quarter ending June 2017	3,952	↓
Quarter ending September 2017	3,925	→
Quarter ending December 2017	3,992	→
<b>Variance since December 2016</b>	<b>(3.1%)</b>	<b>↓</b>



### ACTIVITY



Month	Adjusted Scheduled Activity (UDA)	
	2017	2018
April	-403	-323
May	702	834
June	1,726	1,792
July	2,907	2,661
August	4,302	3,393
September	5,251	3,983
October	6,543	5,243
November	7,965	6,971
December	9,041	7,981
January	9,987	
February	11,250	
March	12,560	
April	13,464	
May	13,457	
June	13,461	

### QUALITY

	Quantity	Base Number	Contract	LHB	Wales
% of FP17s for the same patient ID Re-attending within 3 months - Children	81	799	10.1%	8.5%	11.0%
% of FP17s for the same patient ID Re-attending within 3 months - Adults	496	3,143	15.8%	14.9%	16.1%
% of FP17s for the same patient ID Re-attending between 3 & 9 months - Children	399	799	49.9%	58.4%	58.9%
% of FP17s for the same patient ID Re-attending between 3 & 9 months - Adults	1,522	3,143	48.4%	55.1%	55.2%
% of FP17s for Band 1 Urgent Courses	566	3,592	15.8%	9.2%	9.0%
% of FP17s Relating to Free Repair or Replacements	32	3,592	0.9%	0.8%	0.7%
% of FP17s Relating to Continuations	62	3,592	1.7%	0.7%	0.8%
% of Patients satisfied with the dentistry they have received	11	13	84.6%	91.6%	91.9%
% of Patients satisfied with the time they had to wait for an appointment	11	13	84.6%	87.9%	87.9%

\* This is based on patients treated on this contract for their most recent course of treatment. Figures in italics indicate the base number of FP17s or Patient Questionnaire responses are less than 100. N/A is shown where the base number of responses is less than 10 during the period. % is calculated as Quantity/Base number\*100

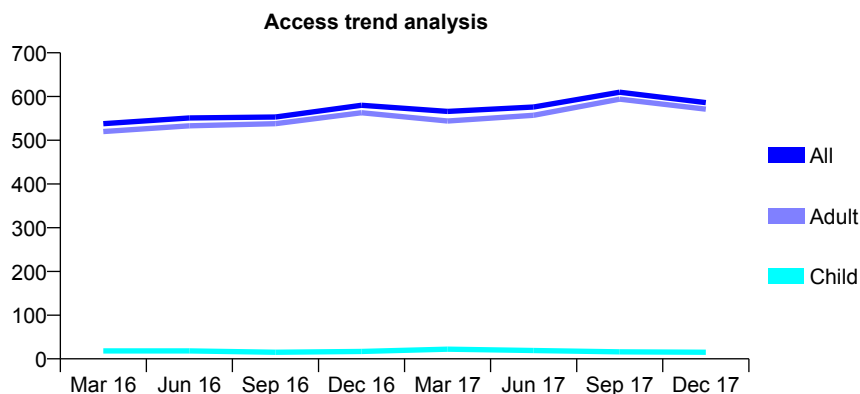
## 7A6 - Vital Signs At a Glance Contract Report for 180025/0002 - December 2017

Name or company name	Dr James Thomas & Dr Iman Mehdi
Contract type name	GDS Contract
Purpose of contract	General
Contract start date	01/02/2009
Contract end date	

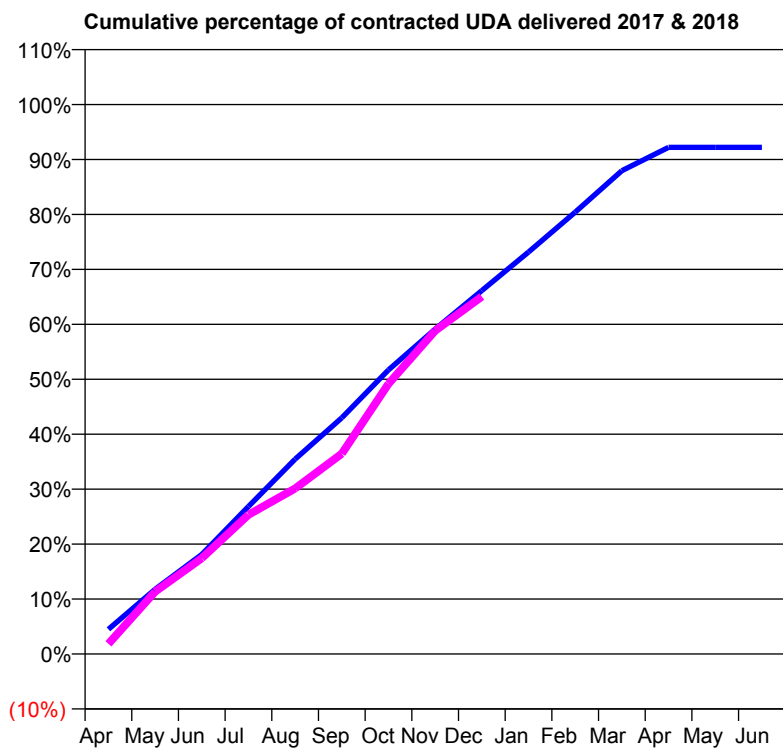
17/18 Contracted general activity (UDA)	907
Carry forward general activity (UDA)	0
17/18 Contracted orthodontic activity (UOA)	0
Carry forward orthodontic activity (UOA)	0
Baseline contract value	£32,272.33

### ACCESS\*

Patients seen in 24 months	Total	Change since previous quarter
Quarter ending December 2016	580	
Quarter ending March 2017	566	↓
Quarter ending June 2017	576	→
Quarter ending September 2017	610	↑
Quarter ending December 2017	586	↓
<b>Variance since December 2016</b>	1.0%	→



### ACTIVITY



Month	Adjusted Scheduled Activity (UDA)	
	2017	2018
April	41	17
May	107	103
June	164	158
July	244	230
August	322	273
September	390	331
October	469	446
November	536	534
December	600	590
January	663	
February	729	
March	798	
April	836	
May	836	
June	836	

### QUALITY

	Quantity	Base Number	Contract	LHB	Wales
% of FP17s for the same patient ID Re-attending within 3 months - Children	1	16	6.3%	8.5%	11.0%
% of FP17s for the same patient ID Re-attending within 3 months - Adults	27	511	5.3%	14.9%	16.1%
% of FP17s for the same patient ID Re-attending between 3 & 9 months - Children	0	16	0.0%	58.4%	58.9%
% of FP17s for the same patient ID Re-attending between 3 & 9 months - Adults	13	511	2.5%	55.1%	55.2%
% of FP17s for Band 1 Urgent Courses	493	495	99.6%	9.2%	9.0%
% of FP17s Relating to Free Repair or Replacements	0	495	0.0%	0.8%	0.7%
% of FP17s Relating to Continuations	0	495	0.0%	0.7%	0.8%
% of Patients satisfied with the dentistry they have received	0	0	N/A	91.6%	91.9%
% of Patients satisfied with the time they had to wait for an appointment	0	0	N/A	87.9%	87.9%

\* This is based on patients treated on this contract for their most recent course of treatment. Figures in italics indicate the base number of FP17s or Patient Questionnaire responses are less than 100. N/A is shown where the base number of responses is less than 10 during the period. % is calculated as Quantity/Base number\*100

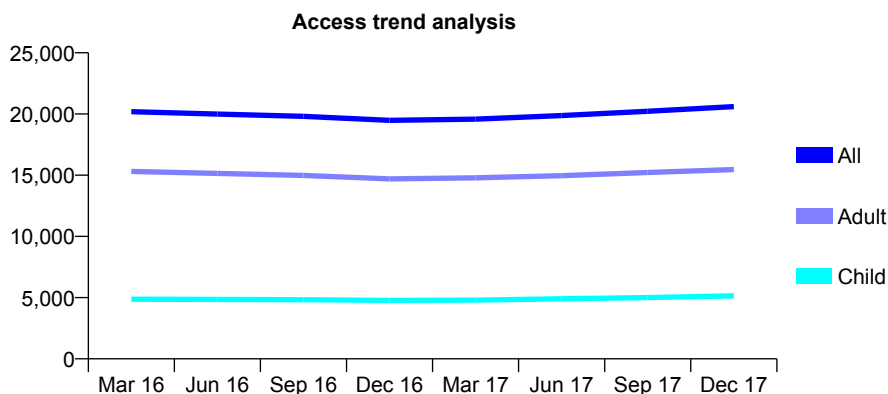
## 7A6 - Vital Signs At a Glance Contract Report for 181641/0001 - December 2017

Name or company name	Noblecourt Ltd & Northberry Ltd
Contract type name	GDS Contract
Purpose of contract	General
Contract start date	13/09/2011
Contract end date	

17/18 Contracted general activity (UDA)	52,702
Carry forward general activity (UDA)	-291
17/18 Contracted orthodontic activity (UOA)	0
Carry forward orthodontic activity (UOA)	0
Baseline contract value	£1,685,859.50

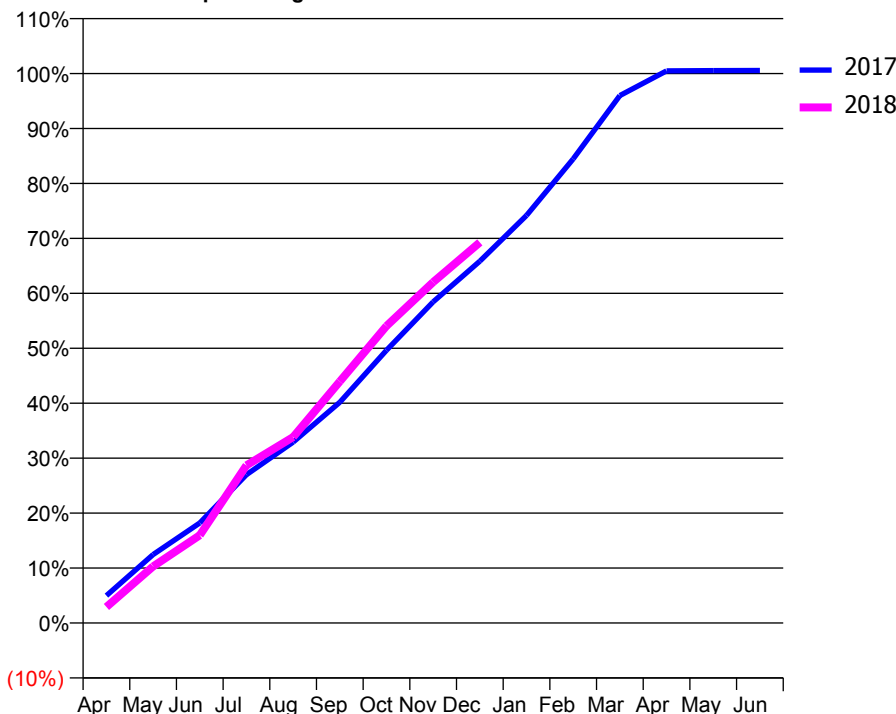
### ACCESS\*

Patients seen in 24 months	Total	Change since previous quarter
Quarter ending December 2016	19,479	
Quarter ending March 2017	19,581	→
Quarter ending June 2017	19,870	→
Quarter ending September 2017	20,223	→
Quarter ending December 2017	20,604	→
<b>Variance since December 2016</b>	<b>5.8%</b>	<b>↑</b>



### ACTIVITY

Cumulative percentage of contracted UDA delivered 2017 & 2018



Month	Adjusted Scheduled Activity (UDA)	
	2017	2018
April	2,624	1,545
May	6,565	5,430
June	9,599	8,423
July	14,228	15,126
August	17,345	17,836
September	21,172	23,171
October	26,163	28,484
November	30,801	32,701
December	34,699	36,510
January	39,087	
February	44,514	
March	50,591	
April	52,960	
May	52,975	
June	52,993	

### QUALITY

	Quantity	Base Number	Contract	LHB	Wales
% of FP17s for the same patient ID Re-attending within 3 months - Children	370	5,293	7.0%	8.5%	11.0%
% of FP17s for the same patient ID Re-attending within 3 months - Adults	2,113	15,332	13.8%	14.9%	16.1%
% of FP17s for the same patient ID Re-attending between 3 & 9 months - Children	2,725	5,293	51.5%	58.4%	58.9%
% of FP17s for the same patient ID Re-attending between 3 & 9 months - Adults	7,727	15,332	50.4%	55.1%	55.2%
% of FP17s for Band 1 Urgent Courses	1,744	19,503	8.9%	9.2%	9.0%
% of FP17s Relating to Free Repair or Replacements	117	19,503	0.6%	0.8%	0.7%
% of FP17s Relating to Continuations	70	19,503	0.4%	0.7%	0.8%
% of Patients satisfied with the dentistry they have received	47	49	95.9%	91.6%	91.9%
% of Patients satisfied with the time they had to wait for an appointment	42	49	85.7%	87.9%	87.9%

\* This is based on patients treated on this contract for their most recent course of treatment. Figures in italics indicate the base number of FP17s or Patient Questionnaire responses are less than 100. N/A is shown where the base number of responses is less than 10 during the period. % is calculated as Quantity/Base number\*100

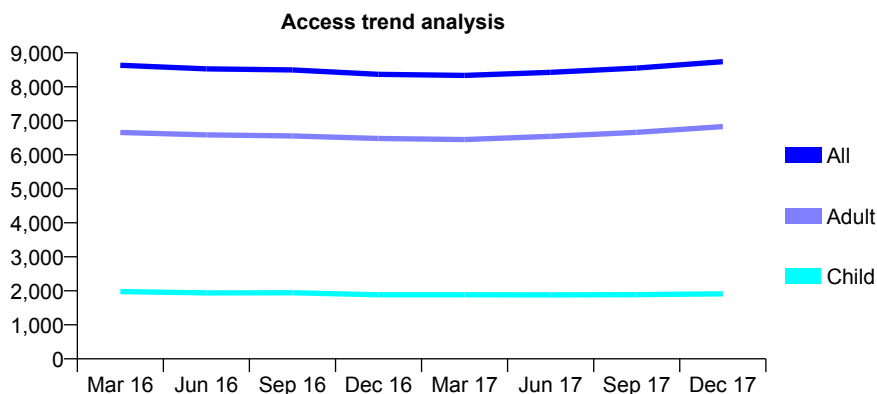
## 7A6 - Vital Signs At a Glance Contract Report for 183350/0001 - December 2017

Name or company name	Crosskeys Dental Practice Limited
Contract type name	GDS Contract
Purpose of contract	General
Contract start date	01/06/2013
Contract end date	

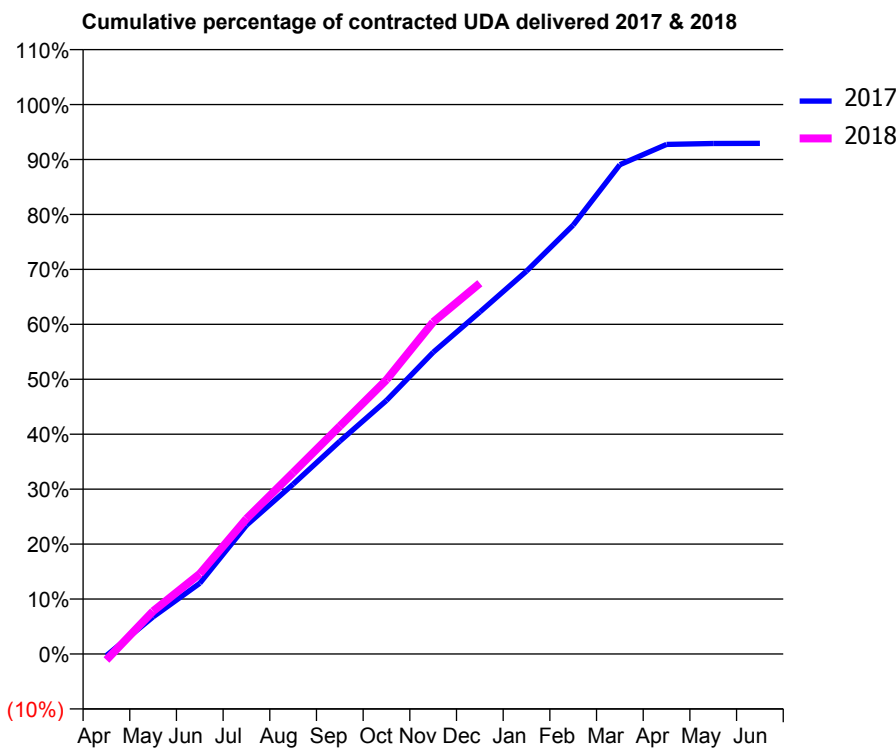
17/18 Contracted general activity (UDA)	28,668
Carry forward general activity (UDA)	1,433
17/18 Contracted orthodontic activity (UOA)	0
Carry forward orthodontic activity (UOA)	0
Baseline contract value	£714,521.80

### ACCESS\*

Patients seen in 24 months	Total	Change since previous quarter
Quarter ending December 2016	8,365	
Quarter ending March 2017	8,335	→
Quarter ending June 2017	8,424	→
Quarter ending September 2017	8,550	→
Quarter ending December 2017	8,740	↑
<b>Variance since December 2016</b>	<b>4.5%</b>	<b>↑</b>



### ACTIVITY



Month	Adjusted Scheduled Activity (UDA)	
	2017	2018
April	-88	-317
May	1,941	2,235
June	3,694	4,185
July	6,716	7,059
August	8,856	9,466
September	11,098	11,889
October	13,229	14,308
November	15,736	17,320
December	17,843	19,341
January	19,974	
February	22,377	
March	25,532	
April	26,585	
May	26,634	
June	26,640	

### QUALITY

	Quantity	Base Number	Contract	LHB	Wales
% of FP17s for the same patient ID Re-attending within 3 months - Children	152	2,333	6.5%	8.5%	11.0%
% of FP17s for the same patient ID Re-attending within 3 months - Adults	988	8,192	12.1%	14.9%	16.1%
% of FP17s for the same patient ID Re-attending between 3 & 9 months - Children	1,683	2,333	72.1%	58.4%	58.9%
% of FP17s for the same patient ID Re-attending between 3 & 9 months - Adults	5,408	8,192	66.0%	55.1%	55.2%
% of FP17s for Band 1 Urgent Courses	926	9,978	9.3%	9.2%	9.0%
% of FP17s Relating to Free Repair or Replacements	64	9,978	0.6%	0.8%	0.7%
% of FP17s Relating to Continuations	40	9,978	0.4%	0.7%	0.8%
% of Patients satisfied with the dentistry they have received	28	32	87.5%	91.6%	91.9%
% of Patients satisfied with the time they had to wait for an appointment	30	32	93.8%	87.9%	87.9%

\* This is based on patients treated on this contract for their most recent course of treatment. Figures in italics indicate the base number of FP17s or Patient Questionnaire responses are less than 100. N/A is shown where the base number of responses is less than 10 during the period. % is calculated as Quantity/Base number\*100

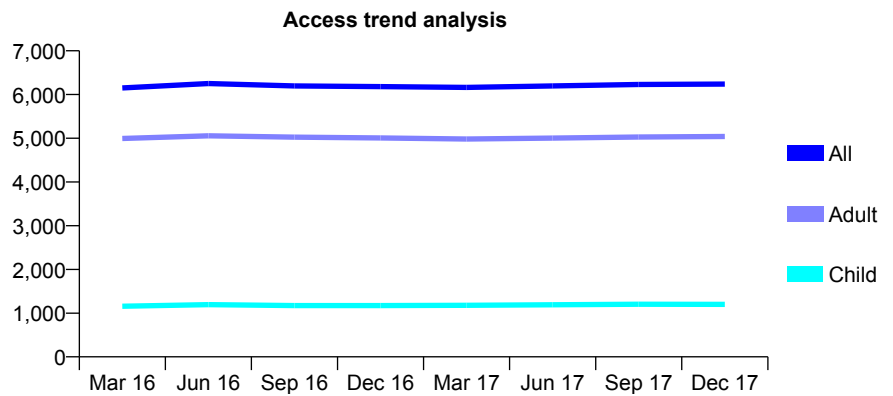
## 7A6 - Vital Signs At a Glance Contract Report for 187933/0001 - December 2017

Name or company name	NDP Services Ltd
Contract type name	GDS Contract
Purpose of contract	General
Contract start date	01/10/2010
Contract end date	

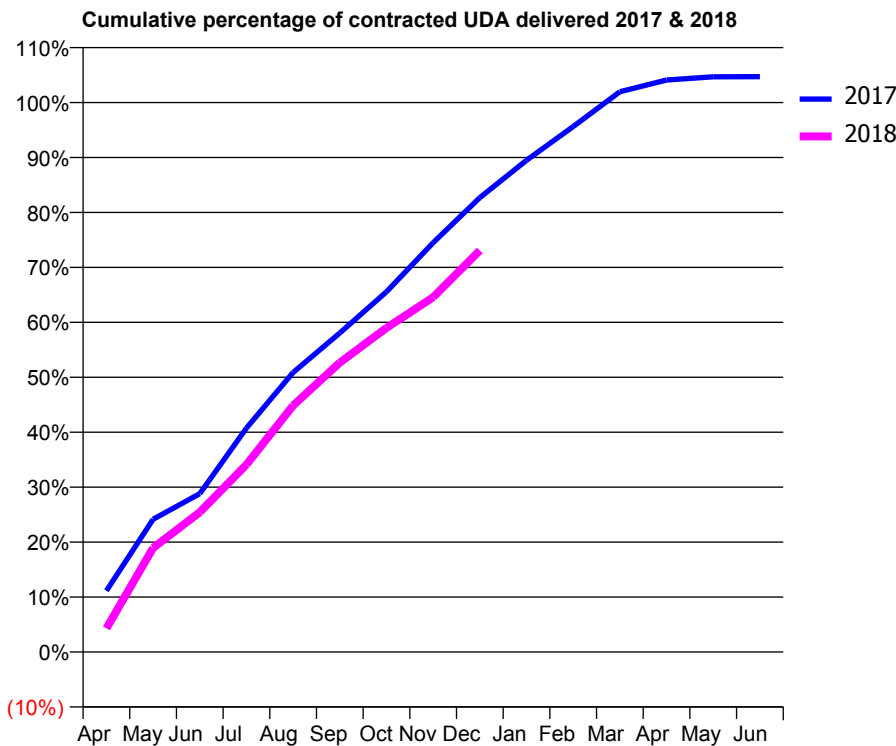
17/18 Contracted general activity (UDA)	23,252
Carry forward general activity (UDA)	-1,001
17/18 Contracted orthodontic activity (UOA)	0
Carry forward orthodontic activity (UOA)	0
Baseline contract value	£613,321.10

### ACCESS\*

Patients seen in 24 months	Total	Change since previous quarter
Quarter ending December 2016	6,182	
Quarter ending March 2017	6,162	→
Quarter ending June 2017	6,195	→
Quarter ending September 2017	6,231	→
Quarter ending December 2017	6,239	→
<b>Variance since December 2016</b>	<b>0.9%</b>	<b>→</b>



### ACTIVITY



Month	Adjusted Scheduled Activity (UDA)	
	2017	2018
April	2,375	1,001
May	5,145	4,405
June	6,141	5,916
July	8,680	7,933
August	10,837	10,433
September	12,367	12,245
October	13,964	13,714
November	15,871	15,014
December	17,617	16,992
January	19,065	
February	20,370	
March	21,721	
April	22,177	
May	22,300	
June	22,305	

### QUALITY

	Quantity	Base Number	Contract	LHB	Wales
% of FP17s for the same patient ID Re-attending within 3 months - Children	145	1,393	10.4%	8.5%	11.0%
% of FP17s for the same patient ID Re-attending within 3 months - Adults	1,615	6,792	23.8%	14.9%	16.1%
% of FP17s for the same patient ID Re-attending between 3 & 9 months - Children	781	1,393	56.1%	58.4%	58.9%
% of FP17s for the same patient ID Re-attending between 3 & 9 months - Adults	3,579	6,792	52.7%	55.1%	55.2%
% of FP17s for Band 1 Urgent Courses	983	7,886	12.5%	9.2%	9.0%
% of FP17s Relating to Free Repair or Replacements	146	7,886	1.9%	0.8%	0.7%
% of FP17s Relating to Continuations	55	7,886	0.7%	0.7%	0.8%
% of Patients satisfied with the dentistry they have received	31	32	96.9%	91.6%	91.9%
% of Patients satisfied with the time they had to wait for an appointment	29	32	90.6%	87.9%	87.9%

\* This is based on patients treated on this contract for their most recent course of treatment. Figures in italics indicate the base number of FP17s or Patient Questionnaire responses are less than 100. N/A is shown where the base number of responses is less than 10 during the period. % is calculated as Quantity/Base number\*100



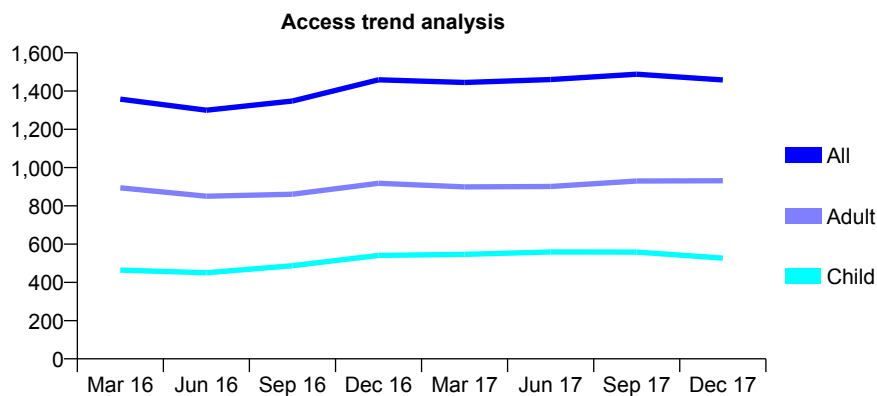
## 7A6 - Vital Signs At a Glance Contract Report for 188069/0001 - December 2017

Name or company name	Rowancrown Ltd
Contract type name	GDS Contract
Purpose of contract	General
Contract start date	01/03/2012
Contract end date	

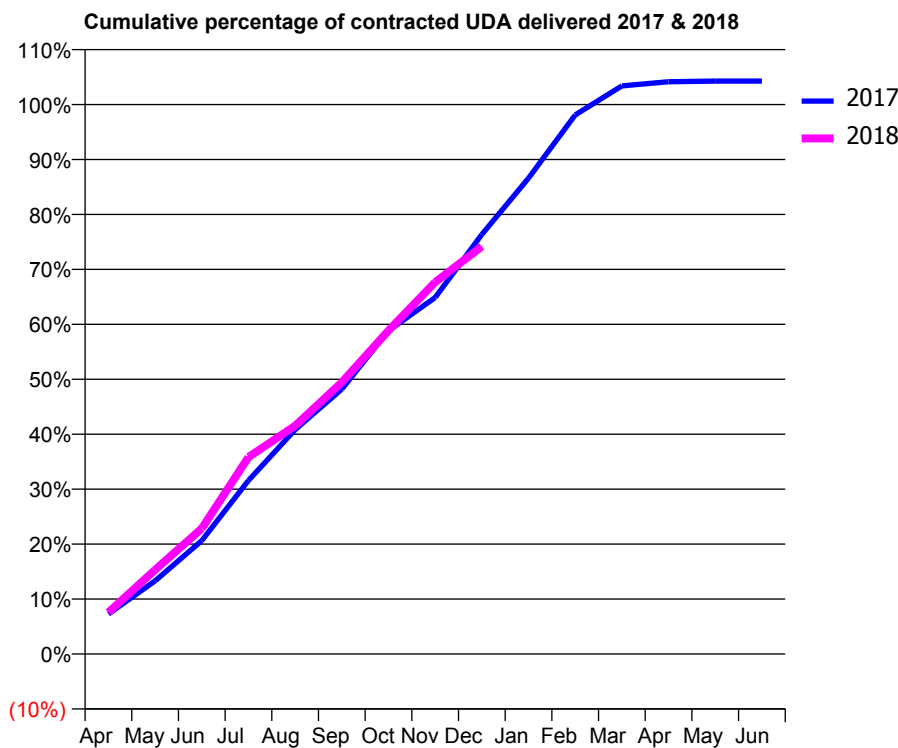
17/18 Contracted general activity (UDA)	4,687
Carry forward general activity (UDA)	-190
17/18 Contracted orthodontic activity (UOA)	0
Carry forward orthodontic activity (UOA)	0
Baseline contract value	£128,435.03

### ACCESS\*

Patients seen in 24 months	Total	Change since previous quarter
Quarter ending December 2016	1,459	
Quarter ending March 2017	1,445	→
Quarter ending June 2017	1,460	→
Quarter ending September 2017	1,488	→
Quarter ending December 2017	1,458	↓
<b>Variance since December 2016</b>	<b>(0.1%)</b>	<b>→</b>



### ACTIVITY



Month	Adjusted Scheduled Activity (UDA)	
	2017	2018
April	326	356
May	595	718
June	922	1,070
July	1,411	1,680
August	1,824	1,947
September	2,154	2,317
October	2,628	2,758
November	2,898	3,172
December	3,411	3,476
January	3,868	
February	4,382	
March	4,618	
April	4,652	
May	4,657	
June	4,657	

### QUALITY

	Quantity	Base Number	Contract	LHB	Wales
% of FP17s for the same patient ID Re-attending within 3 months - Children	34	663	5.1%	8.5%	11.0%
% of FP17s for the same patient ID Re-attending within 3 months - Adults	106	1,013	10.5%	14.9%	16.1%
% of FP17s for the same patient ID Re-attending between 3 & 9 months - Children	309	663	46.6%	58.4%	58.9%
% of FP17s for the same patient ID Re-attending between 3 & 9 months - Adults	359	1,013	35.4%	55.1%	55.2%
% of FP17s for Band 1 Urgent Courses	210	1,639	12.8%	9.2%	9.0%
% of FP17s Relating to Free Repair or Replacements	4	1,639	0.2%	0.8%	0.7%
% of FP17s Relating to Continuations	6	1,639	0.4%	0.7%	0.8%
% of Patients satisfied with the dentistry they have received	1	2	N/A	91.6%	91.9%
% of Patients satisfied with the time they had to wait for an appointment	1	2	N/A	87.9%	87.9%

\* This is based on patients treated on this contract for their most recent course of treatment. Figures in italics indicate the base number of FP17s or Patient Questionnaire responses are less than 100. N/A is shown where the base number of responses is less than 10 during the period. % is calculated as Quantity/Base number\*100

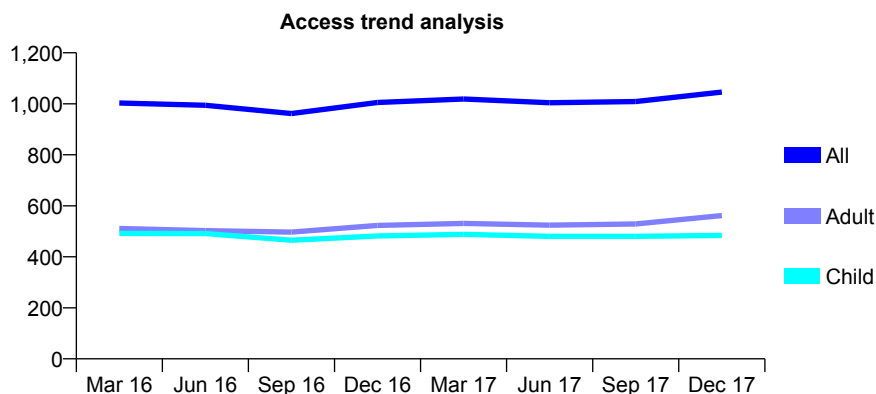
## 7A6 - Vital Signs At a Glance Contract Report for 190195/0009 - December 2017

Name or company name	Xeon Smiles UK Ltd
Contract type name	GDS Contract
Purpose of contract	General
Contract start date	01/04/2012
Contract end date	

17/18 Contracted general activity (UDA)	2,325
Carry forward general activity (UDA)	-72
17/18 Contracted orthodontic activity (UOA)	0
Carry forward orthodontic activity (UOA)	0
Baseline contract value	£57,226.35

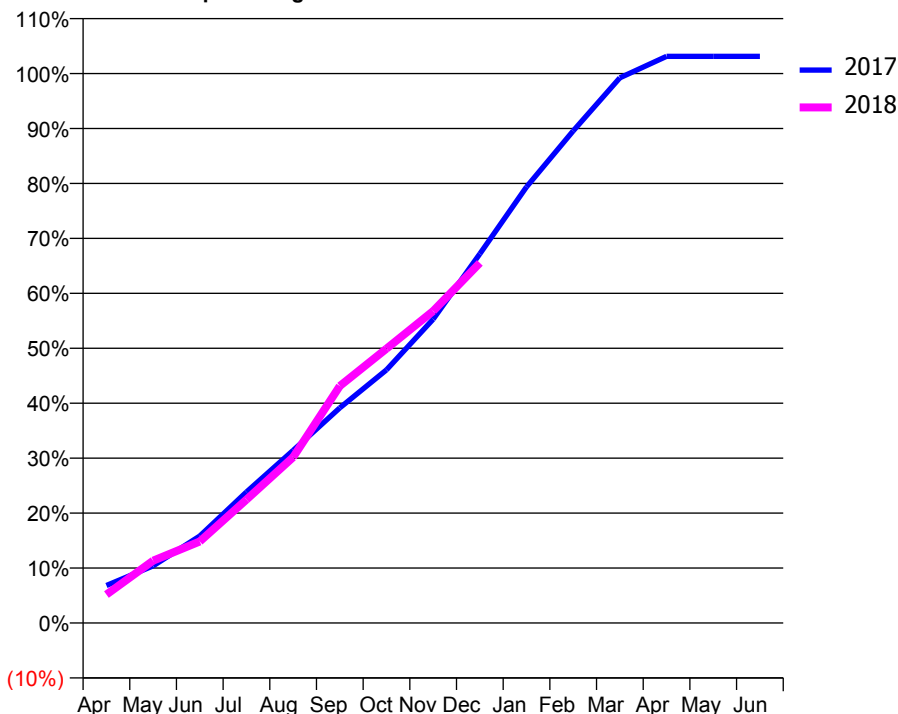
### ACCESS\*

Patients seen in 24 months	Total	Change since previous quarter
Quarter ending December 2016	1,005	
Quarter ending March 2017	1,019	→
Quarter ending June 2017	1,004	↓
Quarter ending September 2017	1,009	→
Quarter ending December 2017	1,046	↑
<b>Variance since December 2016</b>	<b>4.1%</b>	<b>↑</b>



### ACTIVITY

**Cumulative percentage of contracted UDA delivered 2017 & 2018**



Month	Adjusted Scheduled Activity (UDA)	
	2017	2018
April	159	120
May	242	264
June	368	345
July	554	522
August	730	702
September	910	1,003
October	1,071	1,161
November	1,286	1,320
December	1,562	1,523
January	1,845	
February	2,082	
March	2,307	
April	2,397	
May	2,397	
June	2,397	

### QUALITY

	Quantity	Base Number	Contract	LHB	Wales
% of FP17s for the same patient ID Re-attending within 3 months - Children	46	514	8.9%	8.5%	11.0%
% of FP17s for the same patient ID Re-attending within 3 months - Adults	53	494	10.7%	14.9%	16.1%
% of FP17s for the same patient ID Re-attending between 3 & 9 months - Children	310	514	60.3%	58.4%	58.9%
% of FP17s for the same patient ID Re-attending between 3 & 9 months - Adults	301	494	60.9%	55.1%	55.2%
% of FP17s for Band 1 Urgent Courses	68	958	7.1%	9.2%	9.0%
% of FP17s Relating to Free Repair or Replacements	1	958	0.1%	0.8%	0.7%
% of FP17s Relating to Continuations	0	958	0.0%	0.7%	0.8%
% of Patients satisfied with the dentistry they have received	2	2	N/A	91.6%	91.9%
% of Patients satisfied with the time they had to wait for an appointment	1	2	N/A	87.9%	87.9%

\* This is based on patients treated on this contract for their most recent course of treatment. Figures in italics indicate the base number of FP17s or Patient Questionnaire responses are less than 100. N/A is shown where the base number of responses is less than 10 during the period. % is calculated as Quantity/Base number\*100

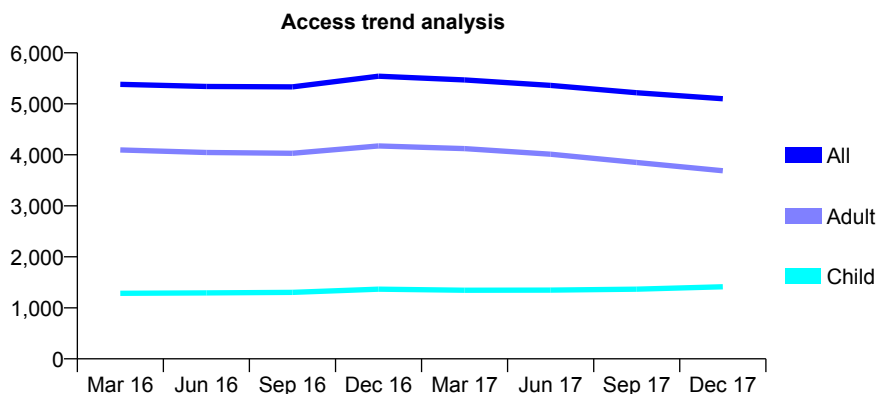
## 7A6 - Vital Signs At a Glance Contract Report for 190195/0012 - December 2017

Name or company name	Xeon Smiles UK Ltd
Contract type name	GDS Contract
Purpose of contract	General
Contract start date	01/04/2012
Contract end date	

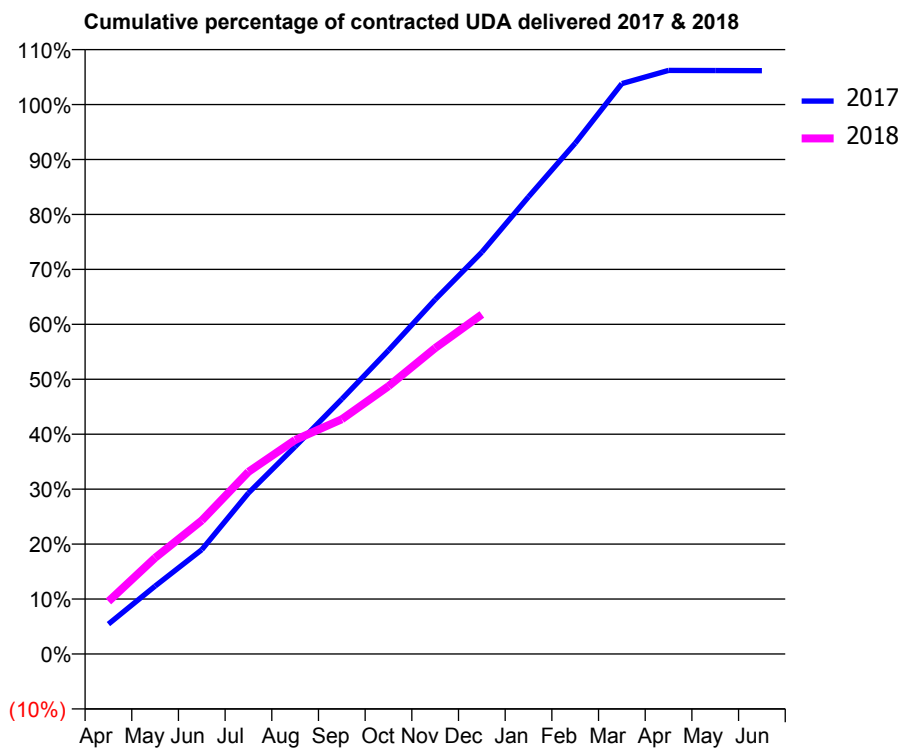
17/18 Contracted general activity (UDA)	18,856
Carry forward general activity (UDA)	-943
17/18 Contracted orthodontic activity (UOA)	0
Carry forward orthodontic activity (UOA)	0
Baseline contract value	£457,269.37

### ACCESS\*

Patients seen in 24 months	Total	Change since previous quarter
Quarter ending December 2016	5,541	
Quarter ending March 2017	5,467	↓
Quarter ending June 2017	5,360	↓
Quarter ending September 2017	5,216	↓
Quarter ending December 2017	5,100	↓
<b>Variance since December 2016</b>	<b>(8.0%)</b>	↓



### ACTIVITY



Month	Adjusted Scheduled Activity (UDA)	
	2017	2018
April	1,029	1,804
May	2,333	3,302
June	3,583	4,585
July	5,527	6,251
August	7,118	7,344
September	8,745	8,055
October	10,423	9,191
November	12,166	10,501
December	13,790	11,650
January	15,687	
February	17,525	
March	19,571	
April	20,028	
May	20,023	
June	20,017	

### QUALITY

	Quantity	Base Number	Contract	LHB	Wales
% of FP17s for the same patient ID Re-attending within 3 months - Children	159	1,511	10.5%	8.5%	11.0%
% of FP17s for the same patient ID Re-attending within 3 months - Adults	523	3,670	14.3%	14.9%	16.1%
% of FP17s for the same patient ID Re-attending between 3 & 9 months - Children	851	1,511	56.3%	58.4%	58.9%
% of FP17s for the same patient ID Re-attending between 3 & 9 months - Adults	2,446	3,670	66.6%	55.1%	55.2%
% of FP17s for Band 1 Urgent Courses	380	5,007	7.6%	9.2%	9.0%
% of FP17s Relating to Free Repair or Replacements	72	5,007	1.4%	0.8%	0.7%
% of FP17s Relating to Continuations	15	5,007	0.3%	0.7%	0.8%
% of Patients satisfied with the dentistry they have received	12	14	85.7%	91.6%	91.9%
% of Patients satisfied with the time they had to wait for an appointment	12	14	85.7%	87.9%	87.9%

\* This is based on patients treated on this contract for their most recent course of treatment. Figures in italics indicate the base number of FP17s or Patient Questionnaire responses are less than 100. N/A is shown where the base number of responses is less than 10 during the period. % is calculated as Quantity/Base number\*100

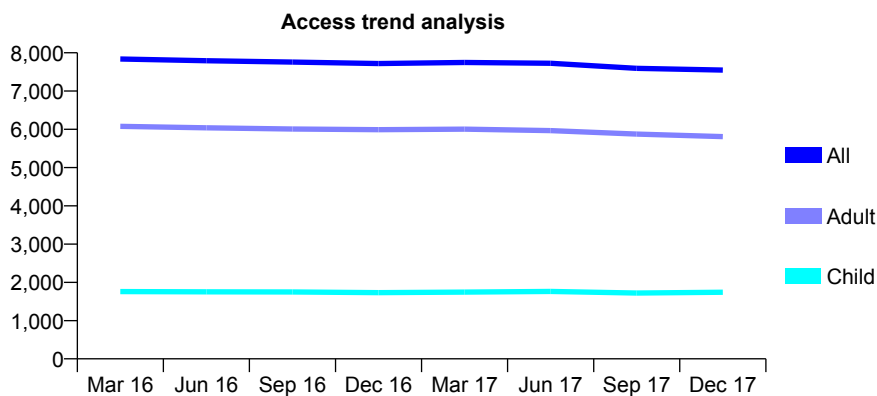
## 7A6 - Vital Signs At a Glance Contract Report for 190195/0014 - December 2017

Name or company name	Xeon Smiles UK Ltd
Contract type name	GDS Contract
Purpose of contract	General
Contract start date	01/04/2012
Contract end date	

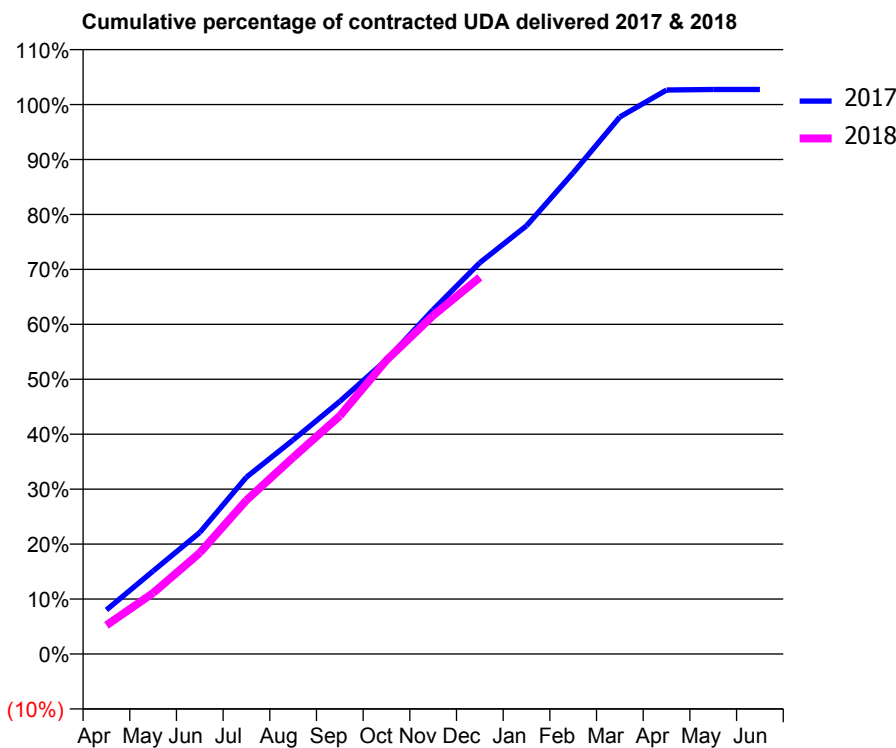
17/18 Contracted general activity (UDA)	24,172
Carry forward general activity (UDA)	-662
17/18 Contracted orthodontic activity (UOA)	0
Carry forward orthodontic activity (UOA)	0
Baseline contract value	£646,514.22

### ACCESS\*

Patients seen in 24 months	Total	Change since previous quarter
Quarter ending December 2016	7,719	
Quarter ending March 2017	7,747	→
Quarter ending June 2017	7,728	→
Quarter ending September 2017	7,595	↓
Quarter ending December 2017	7,550	→
<b>Variance since December 2016</b>	<b>(2.2%)</b>	<b>↓</b>



### ACTIVITY



Month	Adjusted Scheduled Activity (UDA)	
	2017	2018
April	1,937	1,264
May	3,650	2,684
June	5,348	4,451
July	7,783	6,766
August	9,417	8,652
September	11,113	10,471
October	12,945	12,924
November	15,150	14,892
December	17,213	16,567
January	18,840	
February	21,167	
March	23,622	
April	24,807	
May	24,833	
June	24,834	

### QUALITY

	Quantity	Base Number	Contract	LHB	Wales
% of FP17s for the same patient ID Re-attending within 3 months - Children	82	1,748	4.7%	8.5%	11.0%
% of FP17s for the same patient ID Re-attending within 3 months - Adults	600	5,687	10.6%	14.9%	16.1%
% of FP17s for the same patient ID Re-attending between 3 & 9 months - Children	1,007	1,748	57.6%	58.4%	58.9%
% of FP17s for the same patient ID Re-attending between 3 & 9 months - Adults	3,530	5,687	62.1%	55.1%	55.2%
% of FP17s for Band 1 Urgent Courses	263	7,001	3.8%	9.2%	9.0%
% of FP17s Relating to Free Repair or Replacements	41	7,001	0.6%	0.8%	0.7%
% of FP17s Relating to Continuations	8	7,001	0.1%	0.7%	0.8%
% of Patients satisfied with the dentistry they have received	21	24	87.5%	91.6%	91.9%
% of Patients satisfied with the time they had to wait for an appointment	18	24	75.0%	87.9%	87.9%

\* This is based on patients treated on this contract for their most recent course of treatment. Figures in italics indicate the base number of FP17s or Patient Questionnaire responses are less than 100. N/A is shown where the base number of responses is less than 10 during the period. % is calculated as Quantity/Base number\*100

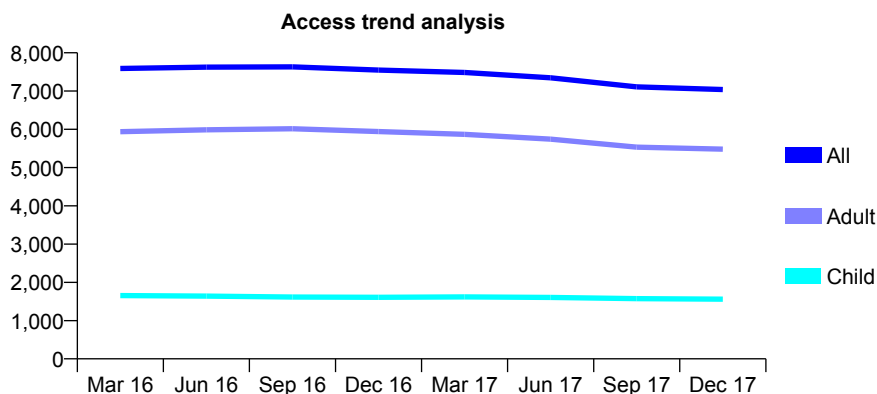
## 7A6 - Vital Signs At a Glance Contract Report for 190195/0015 - December 2017

Name or company name	Xeon Smiles UK Ltd
Contract type name	GDS Contract
Purpose of contract	General
Contract start date	01/04/2012
Contract end date	

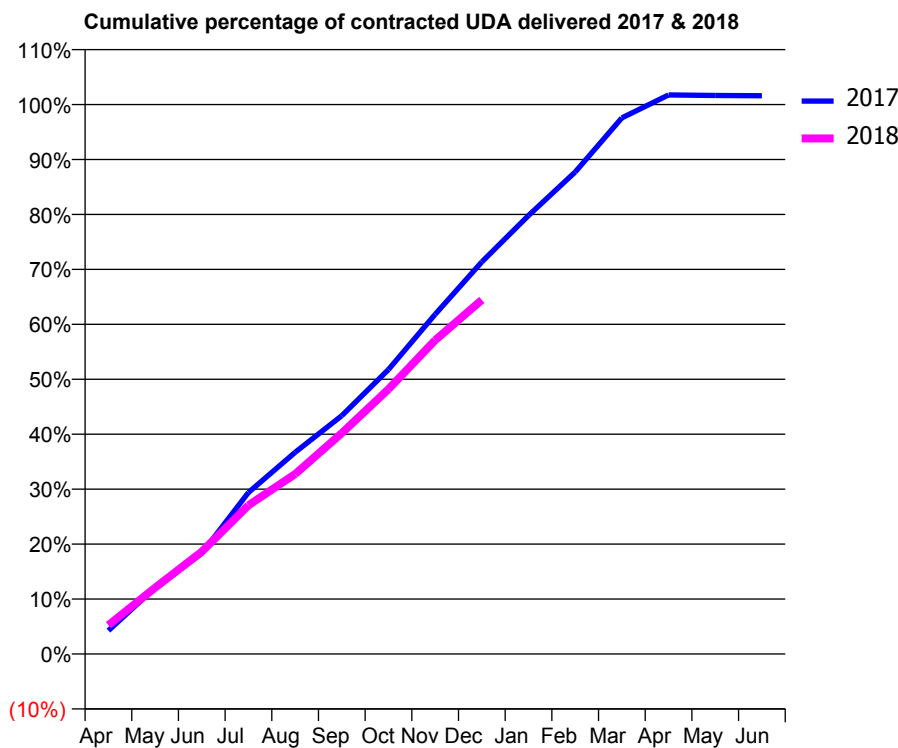
17/18 Contracted general activity (UDA)	24,572
Carry forward general activity (UDA)	-393
17/18 Contracted orthodontic activity (UOA)	0
Carry forward orthodontic activity (UOA)	0
Baseline contract value	£668,791.20

### ACCESS\*

Patients seen in 24 months	Total	Change since previous quarter
Quarter ending December 2016	7,548	
Quarter ending March 2017	7,487	→
Quarter ending June 2017	7,348	↓
Quarter ending September 2017	7,108	↓
Quarter ending December 2017	7,040	→
<b>Variance since December 2016</b>	<b>(6.7%)</b>	<b>↓</b>



### ACTIVITY



Month	Adjusted Scheduled Activity (UDA)	
	2017	2018
April	1,049	1,290
May	2,969	2,967
June	4,507	4,576
July	7,222	6,653
August	9,020	8,048
September	10,657	9,879
October	12,719	11,843
November	15,191	14,033
December	17,531	15,835
January	19,611	
February	21,554	
March	23,976	
April	24,998	
May	24,975	
June	24,965	

### QUALITY

	Quantity	Base Number	Contract	LHB	Wales
% of FP17s for the same patient ID Re-attending within 3 months - Children	132	1,699	7.8%	8.5%	11.0%
% of FP17s for the same patient ID Re-attending within 3 months - Adults	836	5,686	14.7%	14.9%	16.1%
% of FP17s for the same patient ID Re-attending between 3 & 9 months - Children	1,025	1,699	60.3%	58.4%	58.9%
% of FP17s for the same patient ID Re-attending between 3 & 9 months - Adults	3,254	5,686	57.2%	55.1%	55.2%
% of FP17s for Band 1 Urgent Courses	701	6,992	10.0%	9.2%	9.0%
% of FP17s Relating to Free Repair or Replacements	80	6,992	1.1%	0.8%	0.7%
% of FP17s Relating to Continuations	25	6,992	0.4%	0.7%	0.8%
% of Patients satisfied with the dentistry they have received	28	34	82.4%	91.6%	91.9%
% of Patients satisfied with the time they had to wait for an appointment	32	34	94.1%	87.9%	87.9%

\* This is based on patients treated on this contract for their most recent course of treatment. Figures in italics indicate the base number of FP17s or Patient Questionnaire responses are less than 100. N/A is shown where the base number of responses is less than 10 during the period. % is calculated as Quantity/Base number\*100

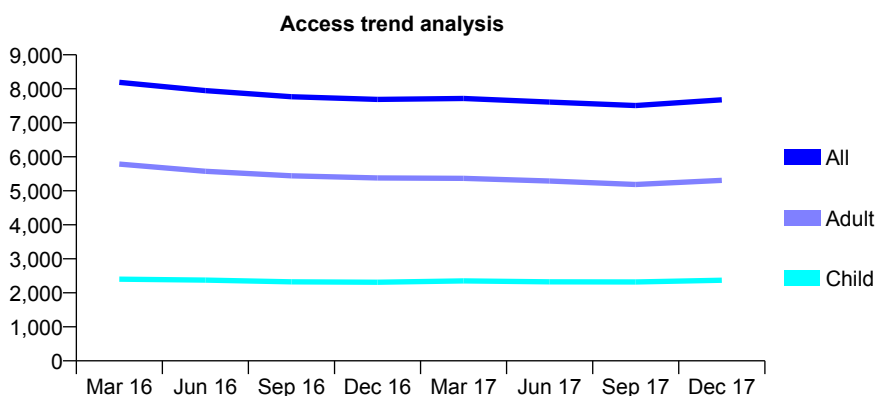
## 7A6 - Vital Signs At a Glance Contract Report for 190195/0020 - December 2017

Name or company name	Xeon Smiles UK Ltd
Contract type name	GDS Contract
Purpose of contract	General
Contract start date	18/07/2012
Contract end date	31/03/2018

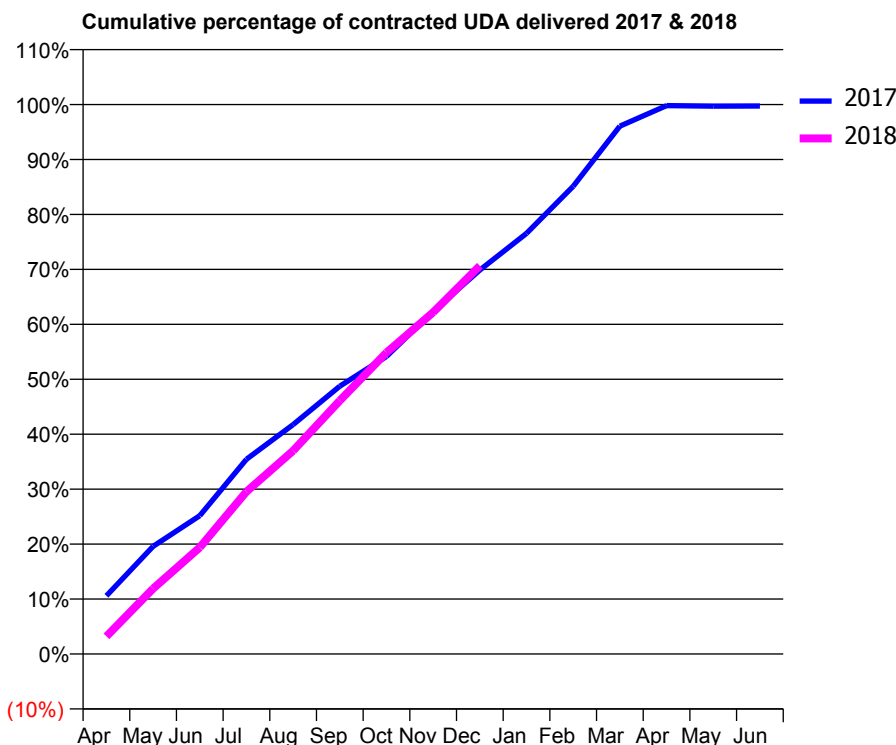
17/18 Contracted general activity (UDA)	20,705
Carry forward general activity (UDA)	57
17/18 Contracted orthodontic activity (UOA)	0
Carry forward orthodontic activity (UOA)	0
Baseline contract value	£540,970.97

### ACCESS\*

Patients seen in 24 months	Total	Change since previous quarter
Quarter ending December 2016	7,690	
Quarter ending March 2017	7,717	→
Quarter ending June 2017	7,609	↓
Quarter ending September 2017	7,507	↓
Quarter ending December 2017	7,677	↑
<b>Variance since December 2016</b>	<b>(0.2%)</b>	<b>→</b>



### ACTIVITY



Month	Adjusted Scheduled Activity (UDA)	
	2017	2018
April	2,194	668
May	4,056	2,462
June	5,213	4,017
July	7,338	6,117
August	8,647	7,660
September	10,092	9,550
October	11,210	11,357
November	12,910	12,874
December	14,468	14,628
January	15,848	
February	17,624	
March	19,887	
April	20,661	
May	20,643	
June	20,648	

### QUALITY

	Quantity	Base Number	Contract	LHB	Wales
% of FP17s for the same patient ID Re-attending within 3 months - Children	136	2,505	5.4%	8.5%	11.0%
% of FP17s for the same patient ID Re-attending within 3 months - Adults	536	5,517	9.7%	14.9%	16.1%
% of FP17s for the same patient ID Re-attending between 3 & 9 months - Children	1,453	2,505	58.0%	58.4%	58.9%
% of FP17s for the same patient ID Re-attending between 3 & 9 months - Adults	2,986	5,517	54.1%	55.1%	55.2%
% of FP17s for Band 1 Urgent Courses	588	7,674	7.7%	9.2%	9.0%
% of FP17s Relating to Free Repair or Replacements	36	7,674	0.5%	0.8%	0.7%
% of FP17s Relating to Continuations	5	7,674	0.1%	0.7%	0.8%
% of Patients satisfied with the dentistry they have received	26	28	92.9%	91.6%	91.9%
% of Patients satisfied with the time they had to wait for an appointment	22	28	78.6%	87.9%	87.9%

\* This is based on patients treated on this contract for their most recent course of treatment. Figures in italics indicate the base number of FP17s or Patient Questionnaire responses are less than 100. N/A is shown where the base number of responses is less than 10 during the period. % is calculated as Quantity/Base number\*100

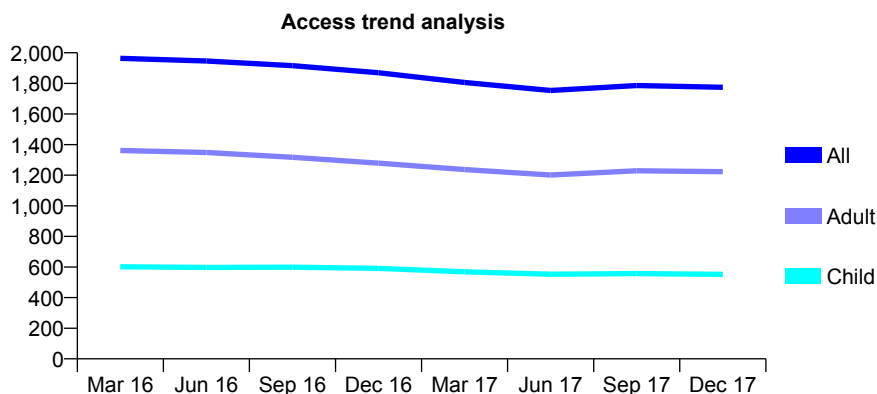
## 7A6 - Vital Signs At a Glance Contract Report for 190535/0001 - December 2017

Name or company name	Cwmbran Dental Spa
Contract type name	GDS Contract
Purpose of contract	General
Contract start date	01/04/2012
Contract end date	

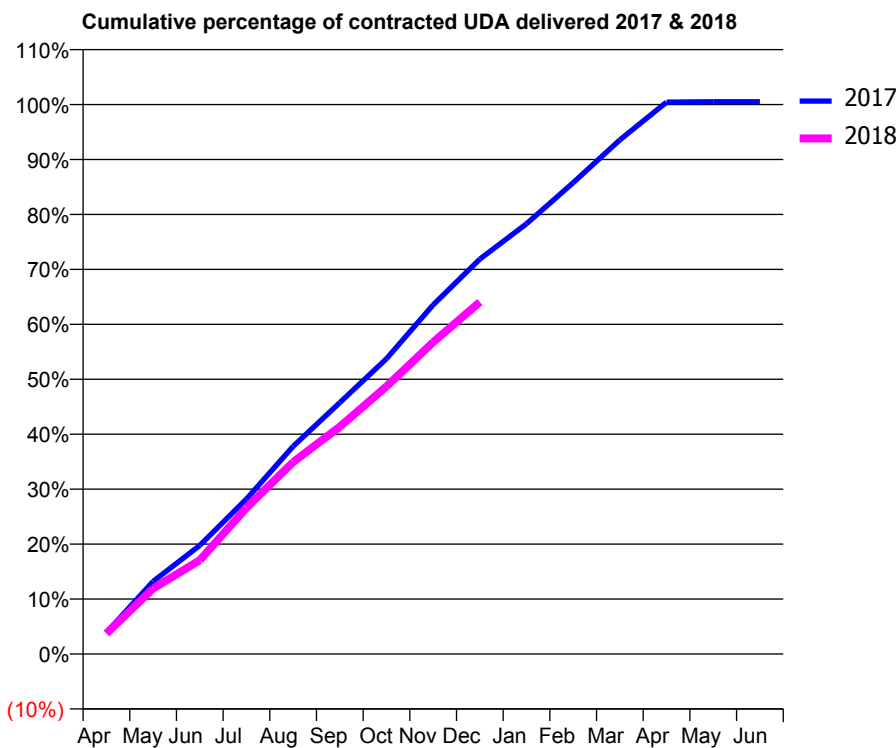
17/18 Contracted general activity (UDA)	6,082
Carry forward general activity (UDA)	-29
17/18 Contracted orthodontic activity (UOA)	0
Carry forward orthodontic activity (UOA)	0
Baseline contract value	£151,679.50

### ACCESS\*

Patients seen in 24 months	Total	Change since previous quarter
Quarter ending December 2016	1,870	
Quarter ending March 2017	1,806	↓
Quarter ending June 2017	1,754	↓
Quarter ending September 2017	1,786	→
Quarter ending December 2017	1,775	→
<b>Variance since December 2016</b>	<b>(5.1%)</b>	<b>↓</b>



### ACTIVITY



Month	Adjusted Scheduled Activity (UDA)	
	2017	2018
April	229	226
May	770	725
June	1,152	1,038
July	1,645	1,618
August	2,205	2,124
September	2,668	2,515
October	3,134	2,962
November	3,705	3,451
December	4,191	3,896
January	4,567	
February	5,002	
March	5,457	
April	5,857	
May	5,861	
June	5,861	

### QUALITY

	Quantity	Base Number	Contract	LHB	Wales
% of FP17s for the same patient ID Re-attending within 3 months - Children	28	681	4.1%	8.5%	11.0%
% of FP17s for the same patient ID Re-attending within 3 months - Adults	181	1,457	12.4%	14.9%	16.1%
% of FP17s for the same patient ID Re-attending between 3 & 9 months - Children	389	681	57.1%	58.4%	58.9%
% of FP17s for the same patient ID Re-attending between 3 & 9 months - Adults	840	1,457	57.7%	55.1%	55.2%
% of FP17s for Band 1 Urgent Courses	106	2,005	5.3%	9.2%	9.0%
% of FP17s Relating to Free Repair or Replacements	14	2,005	0.7%	0.8%	0.7%
% of FP17s Relating to Continuations	9	2,005	0.4%	0.7%	0.8%
% of Patients satisfied with the dentistry they have received	5	5	N/A	91.6%	91.9%
% of Patients satisfied with the time they had to wait for an appointment	5	5	N/A	87.9%	87.9%

\* This is based on patients treated on this contract for their most recent course of treatment. Figures in italics indicate the base number of FP17s or Patient Questionnaire responses are less than 100. N/A is shown where the base number of responses is less than 10 during the period. % is calculated as Quantity/Base number\*100

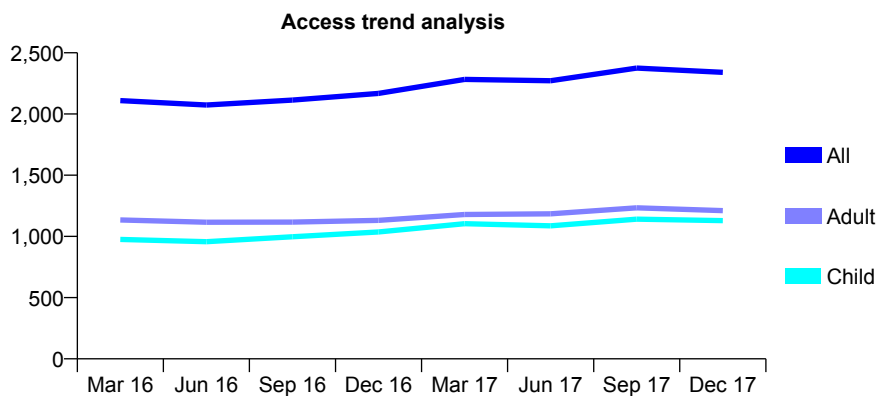
## 7A6 - Vital Signs At a Glance Contract Report for 194034/0001 - December 2017

Name or company name	Melin Ltd
Contract type name	GDS Contract
Purpose of contract	General and Orthodontic
Contract start date	01/03/2011
Contract end date	

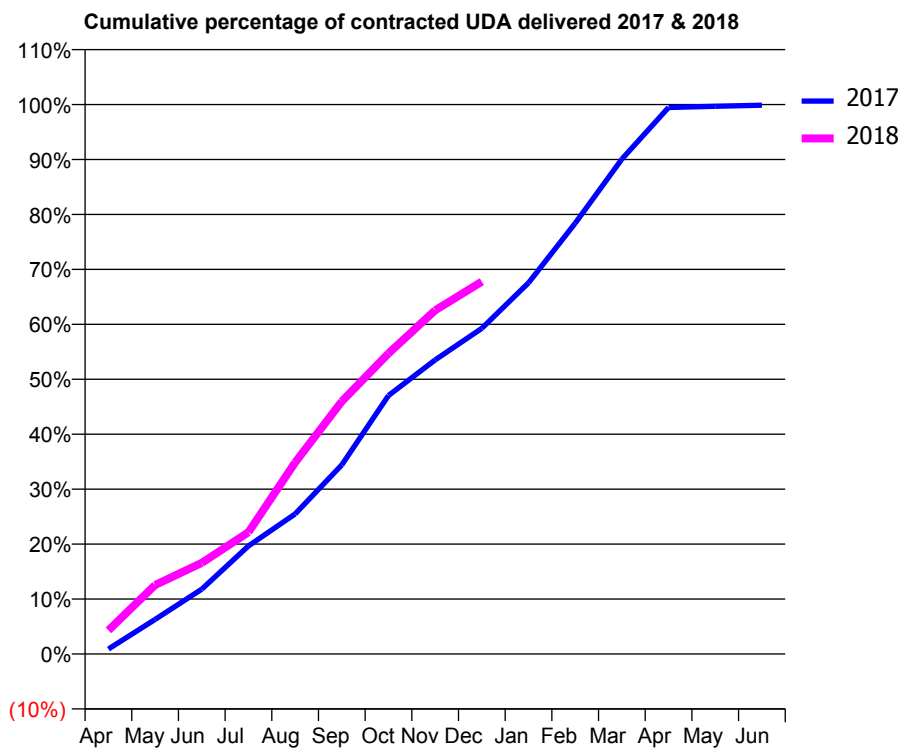
17/18 Contracted general activity (UDA)	7,446
Carry forward general activity (UDA)	11
17/18 Contracted orthodontic activity (UOA)	1,881
Carry forward orthodontic activity (UOA)	-59
Baseline contract value	£285,418.93

### ACCESS\*

Patients seen in 24 months	Total	Change since previous quarter
Quarter ending December 2016	2,168	
Quarter ending March 2017	2,283	↑
Quarter ending June 2017	2,272	→
Quarter ending September 2017	2,375	↑
Quarter ending December 2017	2,340	↓
<b>Variance since December 2016</b>	<b>7.9%</b>	<b>↑</b>



### ACTIVITY



Month	Adjusted Scheduled Activity (UDA)	
	2017	2018
April	74	321
May	508	935
June	954	1,234
July	1,588	1,651
August	2,058	2,596
September	2,778	3,423
October	3,797	4,073
November	4,321	4,658
December	4,784	5,045
January	5,451	
February	6,327	
March	7,270	
April	8,028	
May	8,045	
June	8,060	

### QUALITY

	Quantity	Base Number	Contract	LHB	Wales
% of FP17s for the same patient ID Re-attending within 3 months - Children	256	1,748	14.6%	8.5%	11.0%
% of FP17s for the same patient ID Re-attending within 3 months - Adults	297	1,602	18.5%	14.9%	16.1%
% of FP17s for the same patient ID Re-attending between 3 & 9 months - Children	1,059	1,748	60.6%	58.4%	58.9%
% of FP17s for the same patient ID Re-attending between 3 & 9 months - Adults	1,002	1,602	62.5%	55.1%	55.2%
% of FP17s for Band 1 Urgent Courses	150	2,725	5.5%	9.2%	9.0%
% of FP17s Relating to Free Repair or Replacements	6	2,725	0.2%	0.8%	0.7%
% of FP17s Relating to Continuations	5	2,725	0.2%	0.7%	0.8%
% of Patients satisfied with the dentistry they have received	5	6	N/A	91.6%	91.9%
% of Patients satisfied with the time they had to wait for an appointment	6	6	N/A	87.9%	87.9%

\* This is based on patients treated on this contract for their most recent course of treatment. Figures in italics indicate the base number of FP17s or Patient Questionnaire responses are less than 100. N/A is shown where the base number of responses is less than 10 during the period. % is calculated as Quantity/Base number\*100



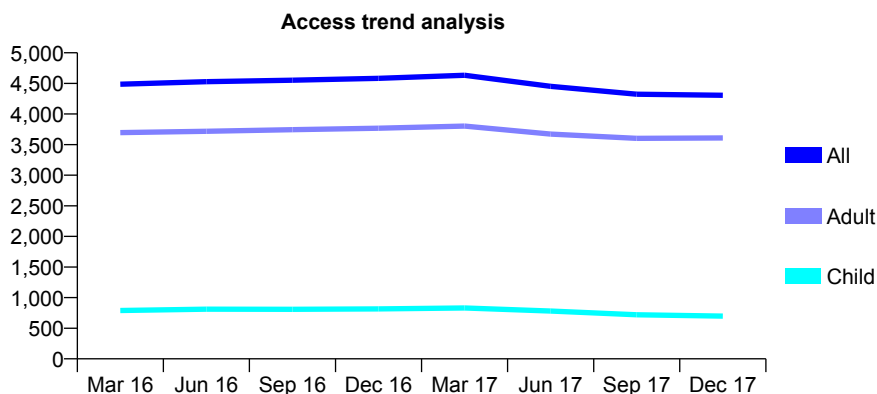
## 7A6 - Vital Signs At a Glance Contract Report for 197599/0001 - December 2017

Name or company name	Ali Jahanfar & Regina Appah
Contract type name	GDS Contract
Purpose of contract	General
Contract start date	01/12/2009
Contract end date	

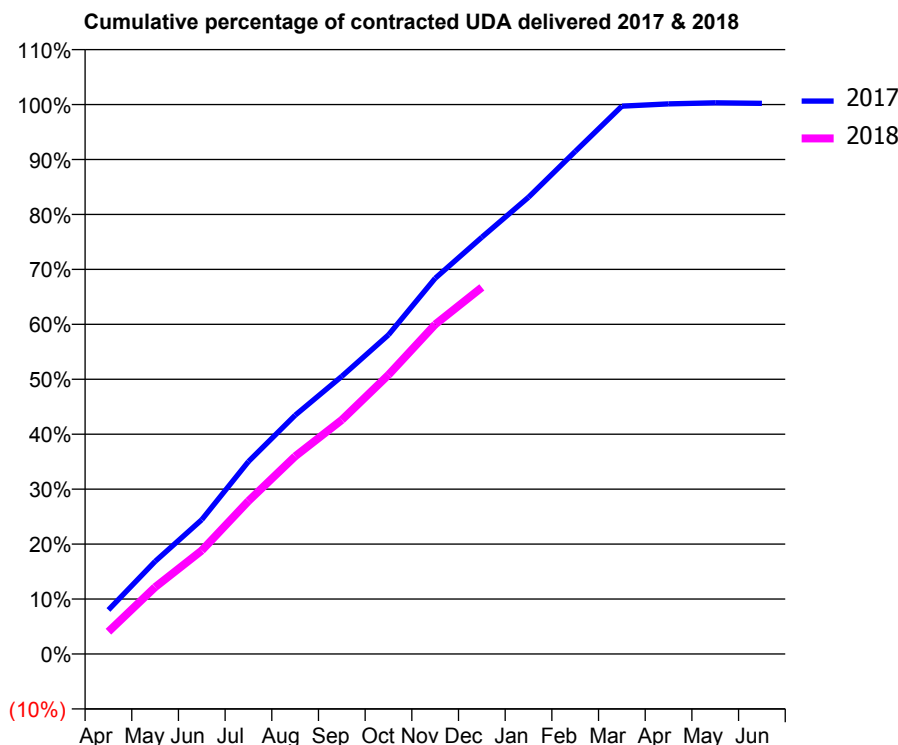
17/18 Contracted general activity (UDA)	13,299
Carry forward general activity (UDA)	-29
17/18 Contracted orthodontic activity (UOA)	0
Carry forward orthodontic activity (UOA)	0
Baseline contract value	£306,631.98

### ACCESS\*

Patients seen in 24 months	Total	Change since previous quarter
Quarter ending December 2016	4,583	
Quarter ending March 2017	4,633	→
Quarter ending June 2017	4,453	↓
Quarter ending September 2017	4,323	↓
Quarter ending December 2017	4,307	→
<b>Variance since December 2016</b>	<b>(6.0%)</b>	<b>↓</b>



### ACTIVITY



Month	Adjusted Scheduled Activity (UDA)	
	2017	2018
April	1,067	541
May	2,242	1,618
June	3,253	2,506
July	4,657	3,704
August	5,778	4,783
September	6,722	5,665
October	7,724	6,758
November	9,092	7,976
December	10,087	8,875
January	11,056	
February	12,162	
March	13,258	
April	13,315	
May	13,339	
June	13,327	

### QUALITY

	Quantity	Base Number	Contract	LHB	Wales
% of FP17s for the same patient ID Re-attending within 3 months - Children	47	647	7.3%	8.5%	11.0%
% of FP17s for the same patient ID Re-attending within 3 months - Adults	548	3,719	14.7%	14.9%	16.1%
% of FP17s for the same patient ID Re-attending between 3 & 9 months - Children	345	647	53.3%	58.4%	58.9%
% of FP17s for the same patient ID Re-attending between 3 & 9 months - Adults	1,940	3,719	52.2%	55.1%	55.2%
% of FP17s for Band 1 Urgent Courses	414	4,317	9.6%	9.2%	9.0%
% of FP17s Relating to Free Repair or Replacements	83	4,317	1.9%	0.8%	0.7%
% of FP17s Relating to Continuations	55	4,317	1.3%	0.7%	0.8%
% of Patients satisfied with the dentistry they have received	18	18	100.0%	91.6%	91.9%
% of Patients satisfied with the time they had to wait for an appointment	17	18	94.4%	87.9%	87.9%

\* This is based on patients treated on this contract for their most recent course of treatment. Figures in italics indicate the base number of FP17s or Patient Questionnaire responses are less than 100. N/A is shown where the base number of responses is less than 10 during the period. % is calculated as Quantity/Base number\*100

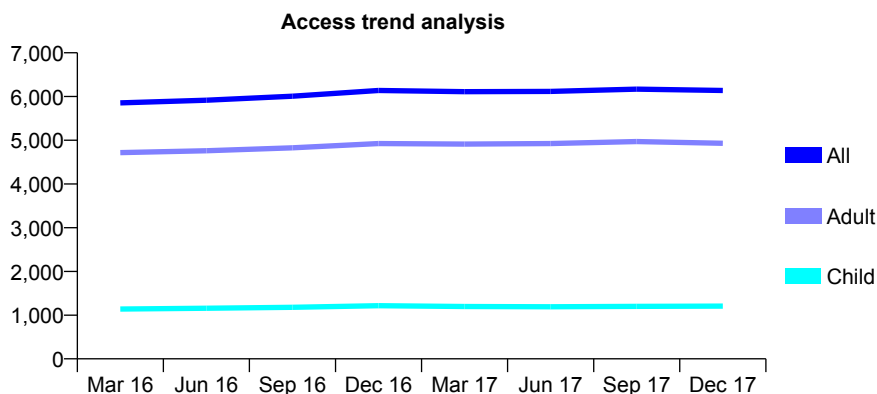
## 7A6 - Vital Signs At a Glance Contract Report for 199273/0001 - December 2017

Name or company name	Risca Dental Practice Limited
Contract type name	GDS Contract
Purpose of contract	General
Contract start date	01/09/2012
Contract end date	

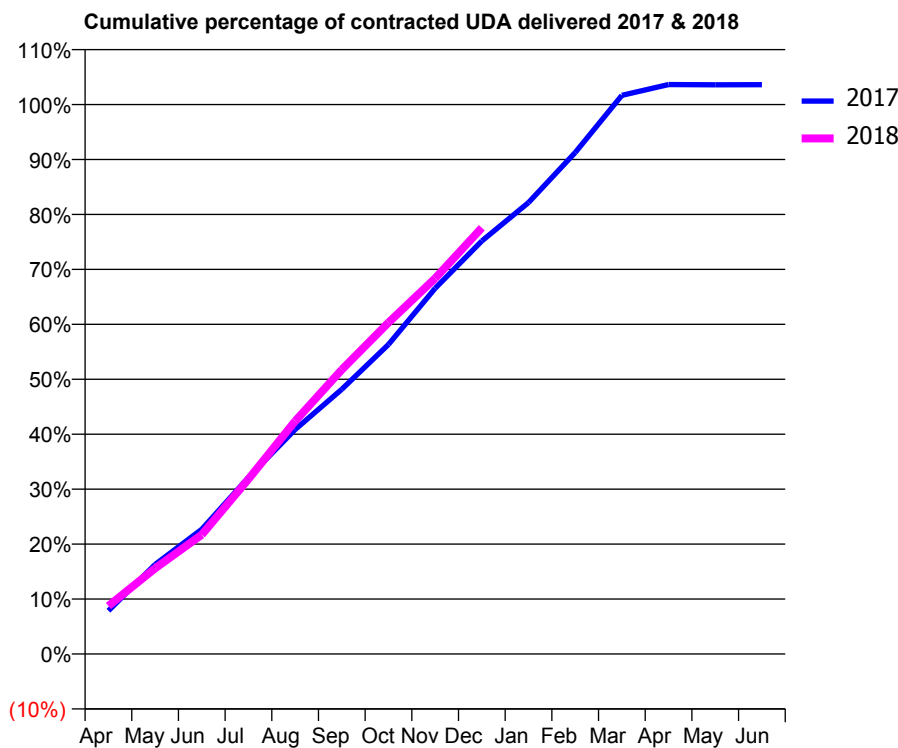
17/18 Contracted general activity (UDA)	18,412
Carry forward general activity (UDA)	-665
17/18 Contracted orthodontic activity (UOA)	0
Carry forward orthodontic activity (UOA)	0
Baseline contract value	£469,613.70

### ACCESS\*

Patients seen in 24 months	Total	Change since previous quarter
Quarter ending December 2016	6,138	
Quarter ending March 2017	6,110	→
Quarter ending June 2017	6,117	→
Quarter ending September 2017	6,169	→
Quarter ending December 2017	6,137	→
<b>Variance since December 2016</b>	<b>(0.0%)</b>	→



### ACTIVITY



Month	Adjusted Scheduled Activity (UDA)	
	2017	2018
April	1,449	1,613
May	3,002	2,870
June	4,178	3,997
July	5,918	5,860
August	7,522	7,806
September	8,870	9,528
October	10,374	11,107
November	12,251	12,589
December	13,841	14,282
January	15,125	
February	16,800	
March	18,720	
April	19,079	
May	19,073	
June	19,077	

### QUALITY

	Quantity	Base Number	Contract	LHB	Wales
% of FP17s for the same patient ID Re-attending within 3 months - Children	86	1,349	6.4%	8.5%	11.0%
% of FP17s for the same patient ID Re-attending within 3 months - Adults	830	5,286	15.7%	14.9%	16.1%
% of FP17s for the same patient ID Re-attending between 3 & 9 months - Children	812	1,349	60.2%	58.4%	58.9%
% of FP17s for the same patient ID Re-attending between 3 & 9 months - Adults	2,667	5,286	50.5%	55.1%	55.2%
% of FP17s for Band 1 Urgent Courses	725	6,472	11.2%	9.2%	9.0%
% of FP17s Relating to Free Repair or Replacements	30	6,472	0.5%	0.8%	0.7%
% of FP17s Relating to Continuations	36	6,472	0.6%	0.7%	0.8%
% of Patients satisfied with the dentistry they have received	14	15	93.3%	91.6%	91.9%
% of Patients satisfied with the time they had to wait for an appointment	15	15	100.0%	87.9%	87.9%

\* This is based on patients treated on this contract for their most recent course of treatment. Figures in italics indicate the base number of FP17s or Patient Questionnaire responses are less than 100. N/A is shown where the base number of responses is less than 10 during the period. % is calculated as Quantity/Base number\*100

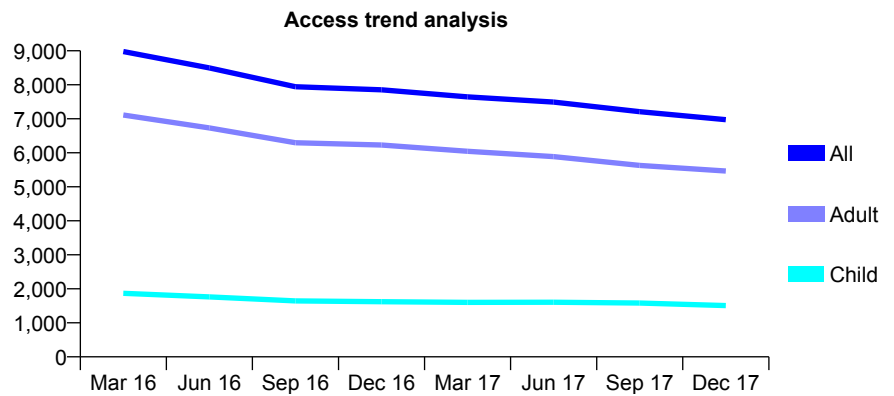
## 7A6 - Vital Signs At a Glance Contract Report for 199915/0004 - December 2017

Name or company name	IDH 441 to 444 Ltd
Contract type name	GDS Contract
Purpose of contract	General
Contract start date	01/04/2010
Contract end date	

17/18 Contracted general activity (UDA)	24,500
Carry forward general activity (UDA)	0
17/18 Contracted orthodontic activity (UOA)	0
Carry forward orthodontic activity (UOA)	0
Baseline contract value	£593,938.43

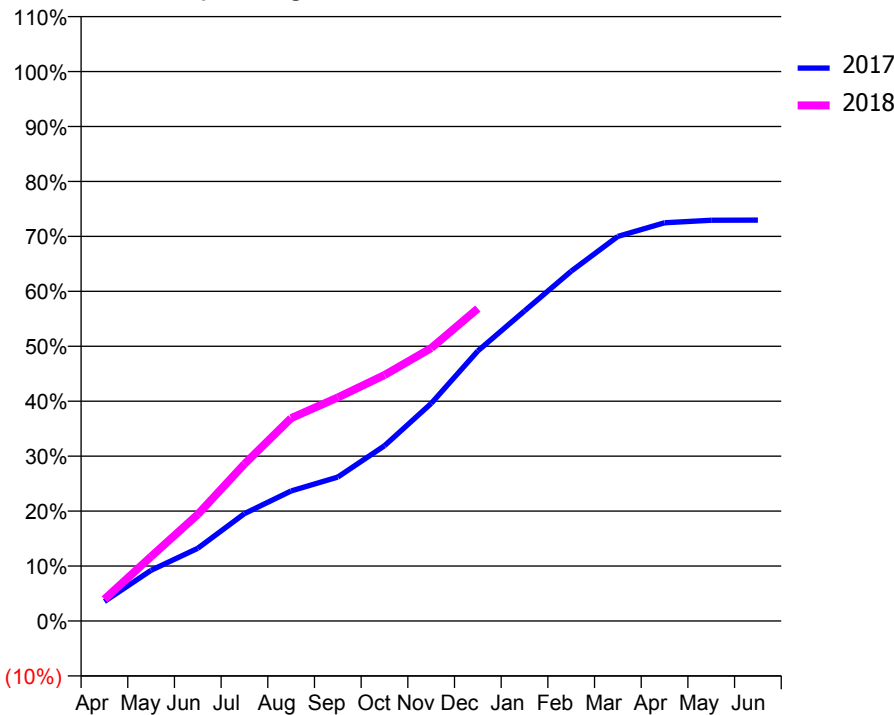
### ACCESS\*

Patients seen in 24 months	Total	Change since previous quarter
Quarter ending December 2016	7,851	
Quarter ending March 2017	7,646	↓
Quarter ending June 2017	7,491	↓
Quarter ending September 2017	7,211	↓
Quarter ending December 2017	6,973	↓
<b>Variance since December 2016</b>	<b>(11.2%)</b>	<b>↓</b>



### ACTIVITY

Cumulative percentage of contracted UDA delivered 2017 & 2018



Month	Adjusted Scheduled Activity (UDA)	
	2017	2018
April	956	970
May	2,489	2,874
June	3,566	4,753
July	5,264	7,001
August	6,377	9,045
September	7,058	9,968
October	8,591	10,964
November	10,665	12,170
December	13,241	13,932
January	15,202	
February	17,151	
March	18,855	
April	19,524	
May	19,645	
June	19,651	

### QUALITY

	Quantity	Base Number	Contract	LHB	Wales
% of FP17s for the same patient ID Re-attending within 3 months - Children	45	1,285	3.5%	8.5%	11.0%
% of FP17s for the same patient ID Re-attending within 3 months - Adults	269	4,331	6.2%	14.9%	16.1%
% of FP17s for the same patient ID Re-attending between 3 & 9 months - Children	618	1,285	48.1%	58.4%	58.9%
% of FP17s for the same patient ID Re-attending between 3 & 9 months - Adults	2,090	4,331	48.3%	55.1%	55.2%
% of FP17s for Band 1 Urgent Courses	88	5,326	1.7%	9.2%	9.0%
% of FP17s Relating to Free Repair or Replacements	41	5,326	0.8%	0.8%	0.7%
% of FP17s Relating to Continuations	39	5,326	0.7%	0.7%	0.8%
% of Patients satisfied with the dentistry they have received	36	40	90.0%	91.6%	91.9%
% of Patients satisfied with the time they had to wait for an appointment	27	40	67.5%	87.9%	87.9%

\* This is based on patients treated on this contract for their most recent course of treatment. Figures in italics indicate the base number of FP17s or Patient Questionnaire responses are less than 100. N/A is shown where the base number of responses is less than 10 during the period. % is calculated as Quantity/Base number\*100

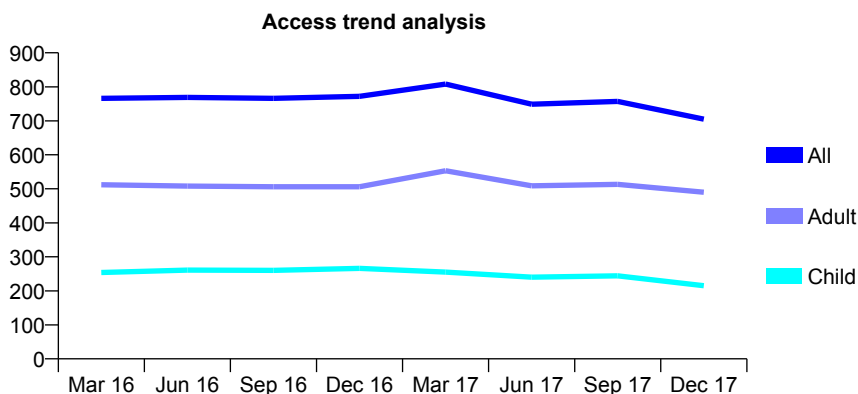
## 7A6 - Vital Signs At a Glance Contract Report for 215473/0001 - December 2017

Name or company name	MR JW REES
Contract type name	GDS Contract
Purpose of contract	General
Contract start date	01/04/2006
Contract end date	03/11/2017

17/18 Contracted general activity (UDA)	1,047
Carry forward general activity (UDA)	-18
17/18 Contracted orthodontic activity (UOA)	0
Carry forward orthodontic activity (UOA)	0
Baseline contract value	£26,076.20

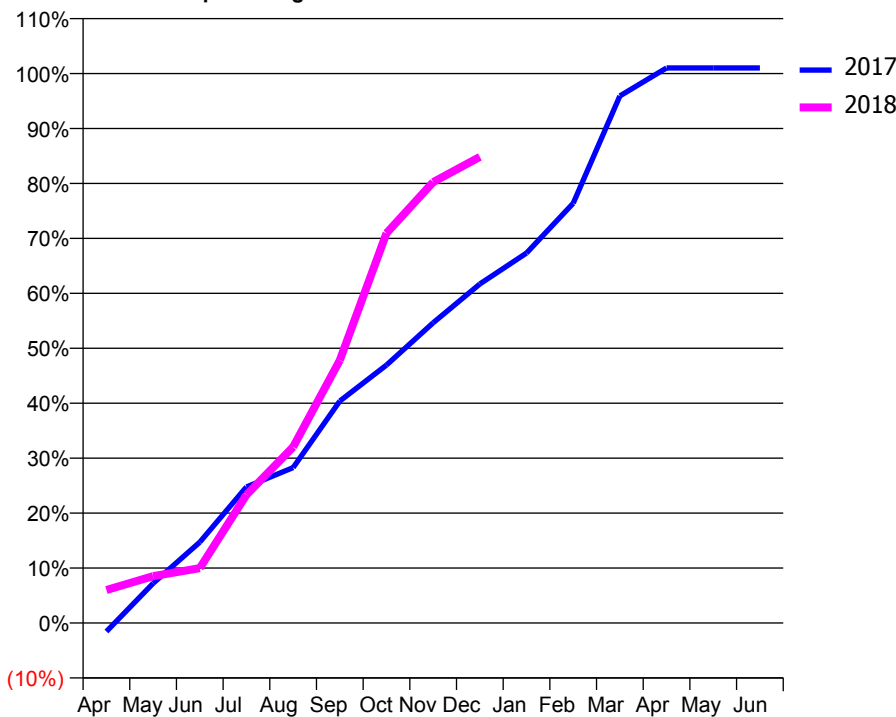
### ACCESS\*

Patients seen in 24 months	Total	Change since previous quarter
Quarter ending December 2016	772	
Quarter ending March 2017	808	↑
Quarter ending June 2017	749	↓
Quarter ending September 2017	757	→
Quarter ending December 2017	705	↓
<b>Variance since December 2016</b>	<b>(8.7%)</b>	<b>↓</b>



### ACTIVITY

Cumulative percentage of contracted UDA delivered 2017 & 2018



Month	Adjusted Scheduled Activity (UDA)	
	2017	2018
April	-28	63
May	128	89
June	260	105
July	438	244
August	500	336
September	714	501
October	831	743
November	967	840
December	1,092	888
January	1,191	
February	1,351	
March	1,697	
April	1,787	
May	1,787	
June	1,787	

### QUALITY

	Quantity	Base Number	Contract	LHB	Wales
% of FP17s for the same patient ID Re-attending within 3 months - Children	6	215	2.8%	8.5%	11.0%
% of FP17s for the same patient ID Re-attending within 3 months - Adults	18	281	6.4%	14.9%	16.1%
% of FP17s for the same patient ID Re-attending between 3 & 9 months - Children	115	215	53.5%	58.4%	58.9%
% of FP17s for the same patient ID Re-attending between 3 & 9 months - Adults	117	281	41.6%	55.1%	55.2%
% of FP17s for Band 1 Urgent Courses	11	460	2.4%	9.2%	9.0%
% of FP17s Relating to Free Repair or Replacements	0	460	0.0%	0.8%	0.7%
% of FP17s Relating to Continuations	0	460	0.0%	0.7%	0.8%
% of Patients satisfied with the dentistry they have received	1	1	N/A	91.6%	91.9%
% of Patients satisfied with the time they had to wait for an appointment	1	1	N/A	87.9%	87.9%

\* This is based on patients treated on this contract for their most recent course of treatment. Figures in italics indicate the base number of FP17s or Patient Questionnaire responses are less than 100. N/A is shown where the base number of responses is less than 10 during the period. % is calculated as Quantity/Base number\*100

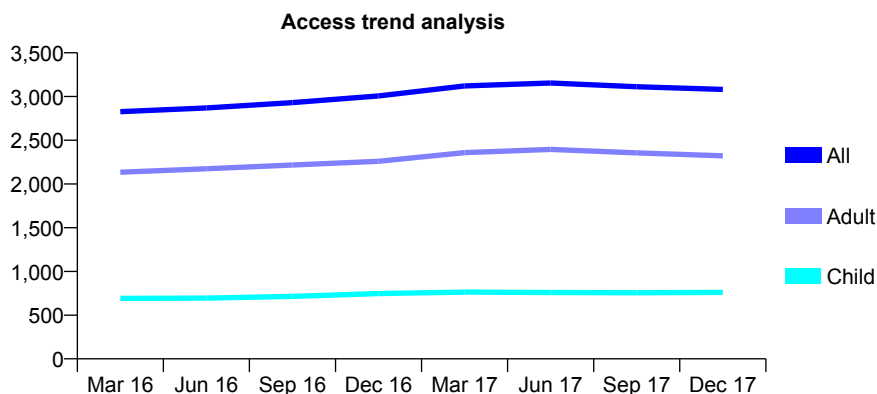
## 7A6 - Vital Signs At a Glance Contract Report for 220566/0001 - December 2017

Name or company name	MR EH CRONIN
Contract type name	GDS Contract
Purpose of contract	General
Contract start date	01/10/2007
Contract end date	

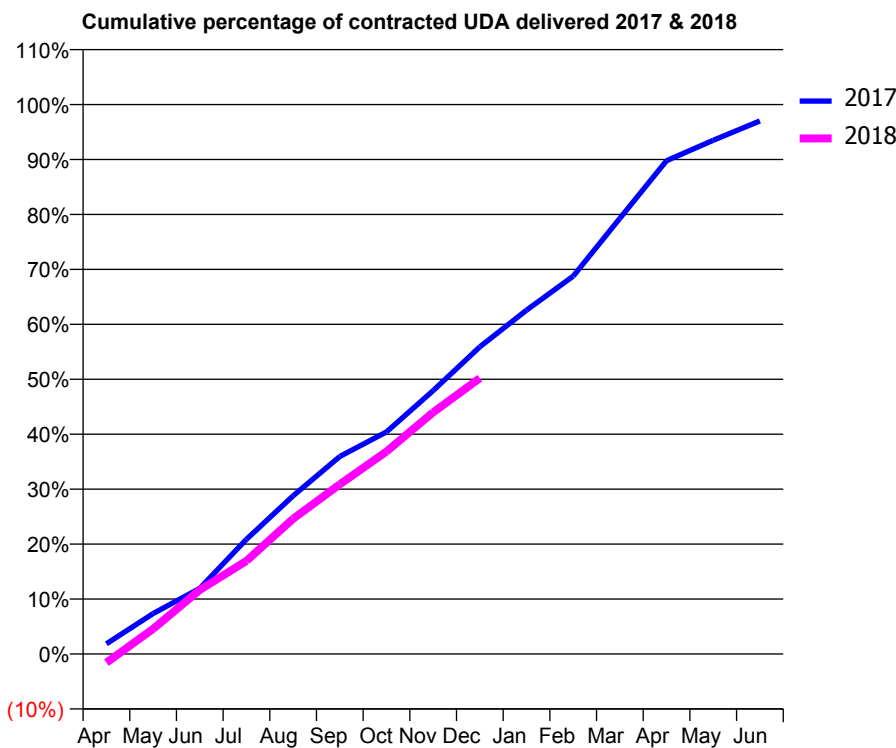
17/18 Contracted general activity (UDA)	9,166
Carry forward general activity (UDA)	146
17/18 Contracted orthodontic activity (UOA)	0
Carry forward orthodontic activity (UOA)	0
Baseline contract value	£230,645.23

### ACCESS\*

Patients seen in 24 months	Total	Change since previous quarter
Quarter ending December 2016	3,006	
Quarter ending March 2017	3,121	↑
Quarter ending June 2017	3,154	→
Quarter ending September 2017	3,112	↓
Quarter ending December 2017	3,082	→
<b>Variance since December 2016</b>	<b>2.5%</b>	<b>↑</b>



### ACTIVITY



Month	Adjusted Scheduled Activity (UDA)	
	2017	2018
April	170	-146
May	676	420
June	1,095	1,068
July	1,914	1,554
August	2,639	2,257
September	3,294	2,830
October	3,705	3,379
November	4,394	4,031
December	5,124	4,601
January	5,735	
February	6,303	
March	7,268	
April	8,229	
May	8,568	
June	8,891	

### QUALITY

	Quantity	Base Number	Contract	LHB	Wales
% of FP17s for the same patient ID Re-attending within 3 months - Children	57	707	8.1%	8.5%	11.0%
% of FP17s for the same patient ID Re-attending within 3 months - Adults	417	2,175	19.2%	14.9%	16.1%
% of FP17s for the same patient ID Re-attending between 3 & 9 months - Children	328	707	46.4%	58.4%	58.9%
% of FP17s for the same patient ID Re-attending between 3 & 9 months - Adults	843	2,175	38.8%	55.1%	55.2%
% of FP17s for Band 1 Urgent Courses	260	2,441	10.7%	9.2%	9.0%
% of FP17s Relating to Free Repair or Replacements	19	2,441	0.8%	0.8%	0.7%
% of FP17s Relating to Continuations	56	2,441	2.3%	0.7%	0.8%
% of Patients satisfied with the dentistry they have received	11	12	91.7%	91.6%	91.9%
% of Patients satisfied with the time they had to wait for an appointment	11	12	91.7%	87.9%	87.9%

\* This is based on patients treated on this contract for their most recent course of treatment. Figures in italics indicate the base number of FP17s or Patient Questionnaire responses are less than 100. N/A is shown where the base number of responses is less than 10 during the period. % is calculated as Quantity/Base number\*100

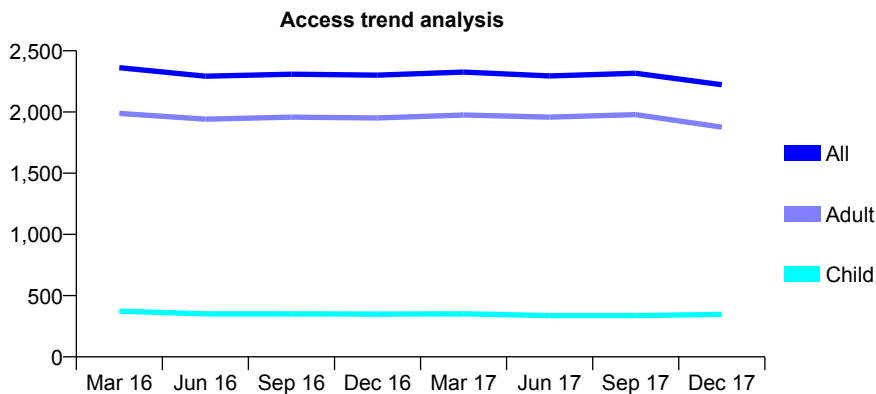
## 7A6 - Vital Signs At a Glance Contract Report for 234567/0001 - December 2017

Name or company name	MR PA HAWKINS
Contract type name	GDS Contract
Purpose of contract	General
Contract start date	01/04/2006
Contract end date	

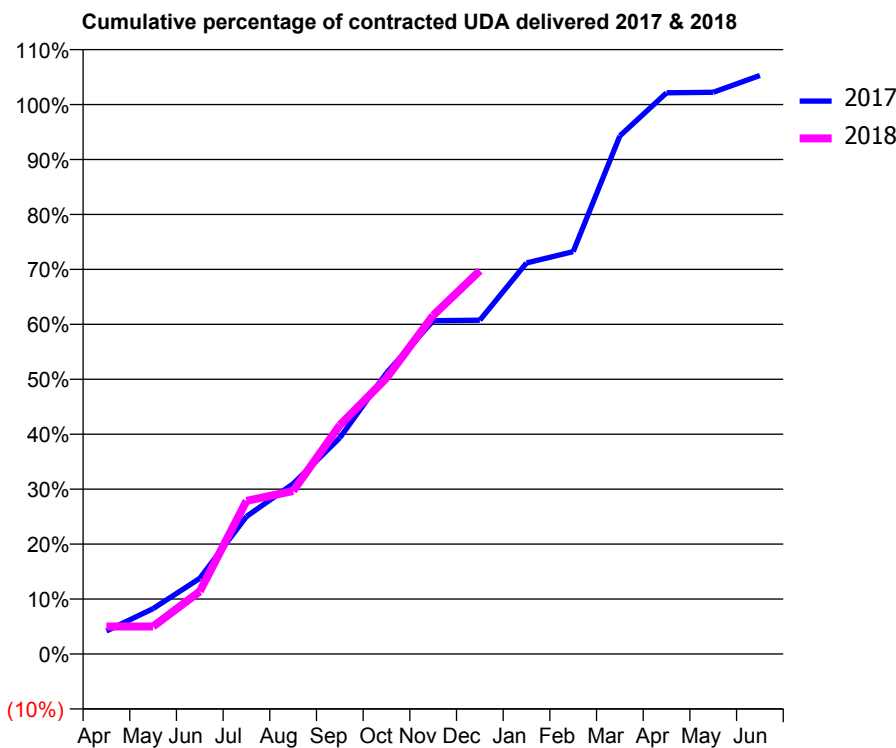
17/18 Contracted general activity (UDA)	5,678
Carry forward general activity (UDA)	-284
17/18 Contracted orthodontic activity (UOA)	0
Carry forward orthodontic activity (UOA)	0
Baseline contract value	£141,863.06

### ACCESS\*

Patients seen in 24 months	Total	Change since previous quarter
Quarter ending December 2016	2,301	
Quarter ending March 2017	2,326	→
Quarter ending June 2017	2,295	↓
Quarter ending September 2017	2,316	→
Quarter ending December 2017	2,223	↓
<b>Variance since December 2016</b>	<b>(3.4%)</b>	<b>↓</b>



### ACTIVITY



Month	Adjusted Scheduled Activity (UDA)	
	2017	2018
April	237	284
May	470	284
June	782	648
July	1,422	1,582
August	1,759	1,684
September	2,234	2,366
October	2,904	2,851
November	3,444	3,499
December	3,449	3,960
January	4,041	
February	4,157	
March	5,354	
April	5,799	
May	5,804	
June	5,978	

### QUALITY

	Quantity	Base Number	Contract	LHB	Wales
% of FP17s for the same patient ID Re-attending within 3 months - Children	19	353	5.4%	8.5%	11.0%
% of FP17s for the same patient ID Re-attending within 3 months - Adults	272	1,874	14.5%	14.9%	16.1%
% of FP17s for the same patient ID Re-attending between 3 & 9 months - Children	180	353	51.0%	58.4%	58.9%
% of FP17s for the same patient ID Re-attending between 3 & 9 months - Adults	790	1,874	42.2%	55.1%	55.2%
% of FP17s for Band 1 Urgent Courses	239	1,905	12.5%	9.2%	9.0%
% of FP17s Relating to Free Repair or Replacements	18	1,905	0.9%	0.8%	0.7%
% of FP17s Relating to Continuations	11	1,905	0.6%	0.7%	0.8%
% of Patients satisfied with the dentistry they have received	6	7	N/A	91.6%	91.9%
% of Patients satisfied with the time they had to wait for an appointment	4	7	N/A	87.9%	87.9%

\* This is based on patients treated on this contract for their most recent course of treatment. Figures in italics indicate the base number of FP17s or Patient Questionnaire responses are less than 100. N/A is shown where the base number of responses is less than 10 during the period. % is calculated as Quantity/Base number\*100

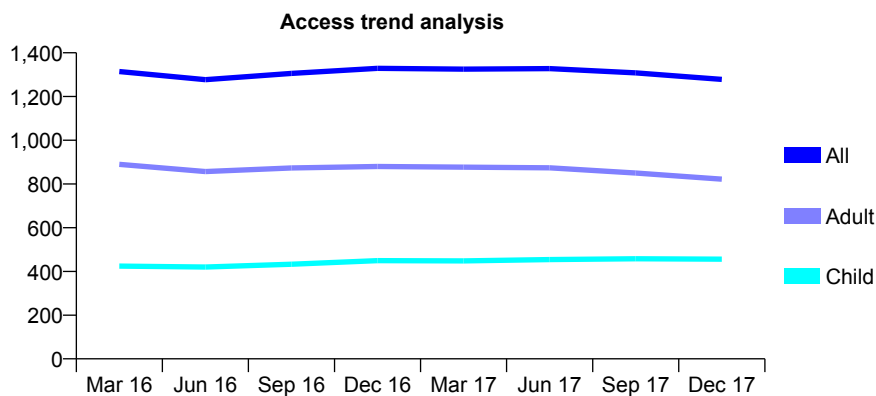
## 7A6 - Vital Signs At a Glance Contract Report for 245941/0001 - December 2017

Name or company name	MR KR HASTINGS
Contract type name	GDS Contract
Purpose of contract	General
Contract start date	01/04/2006
Contract end date	

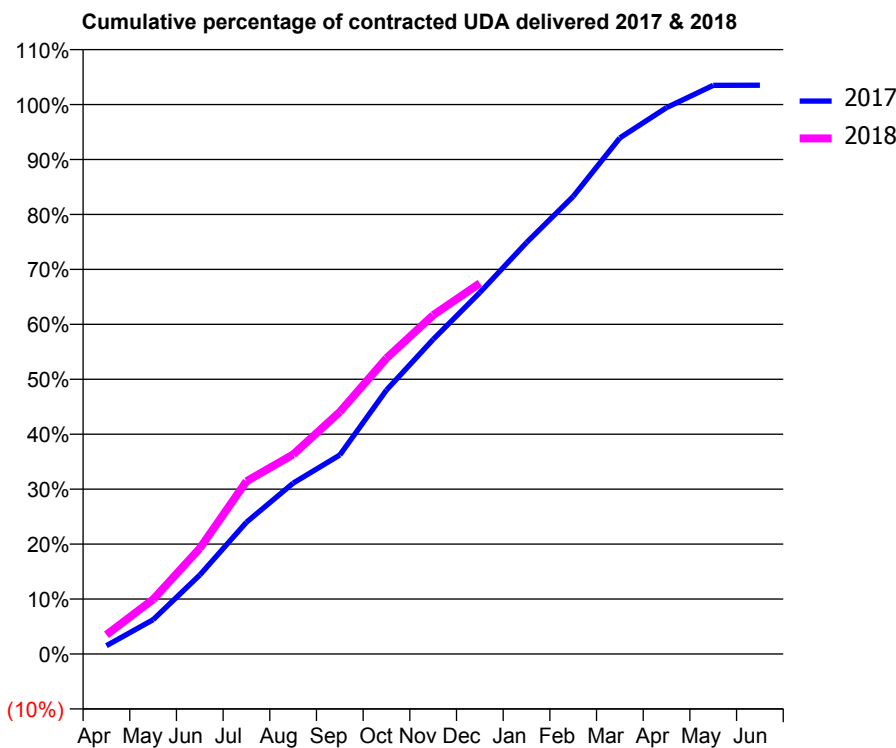
17/18 Contracted general activity (UDA)	3,433
Carry forward general activity (UDA)	-120
17/18 Contracted orthodontic activity (UOA)	0
Carry forward orthodontic activity (UOA)	0
Baseline contract value	£95,045.03

### ACCESS\*

Patients seen in 24 months	Total	Change since previous quarter
Quarter ending December 2016	1,329	
Quarter ending March 2017	1,325	→
Quarter ending June 2017	1,328	→
Quarter ending September 2017	1,308	↓
Quarter ending December 2017	1,278	↓
<b>Variance since December 2016</b>	<b>(3.8%)</b>	<b>↓</b>



### ACTIVITY



Month	Adjusted Scheduled Activity (UDA)	
	2017	2018
April	52	120
May	215	341
June	494	660
July	824	1,079
August	1,068	1,247
September	1,243	1,513
October	1,649	1,848
November	1,966	2,117
December	2,258	2,316
January	2,571	
February	2,859	
March	3,224	
April	3,413	
May	3,552	
June	3,553	

### QUALITY

	Quantity	Base Number	Contract	LHB	Wales
% of FP17s for the same patient ID Re-attending within 3 months - Children	27	368	7.3%	8.5%	11.0%
% of FP17s for the same patient ID Re-attending within 3 months - Adults	124	617	20.1%	14.9%	16.1%
% of FP17s for the same patient ID Re-attending between 3 & 9 months - Children	123	368	33.4%	58.4%	58.9%
% of FP17s for the same patient ID Re-attending between 3 & 9 months - Adults	160	617	25.9%	55.1%	55.2%
% of FP17s for Band 1 Urgent Courses	150	876	17.1%	9.2%	9.0%
% of FP17s Relating to Free Repair or Replacements	1	876	0.1%	0.8%	0.7%
% of FP17s Relating to Continuations	0	876	0.0%	0.7%	0.8%
% of Patients satisfied with the dentistry they have received	1	1	N/A	91.6%	91.9%
% of Patients satisfied with the time they had to wait for an appointment	1	1	N/A	87.9%	87.9%

\* This is based on patients treated on this contract for their most recent course of treatment. Figures in italics indicate the base number of FP17s or Patient Questionnaire responses are less than 100. N/A is shown where the base number of responses is less than 10 during the period. % is calculated as Quantity/Base number\*100

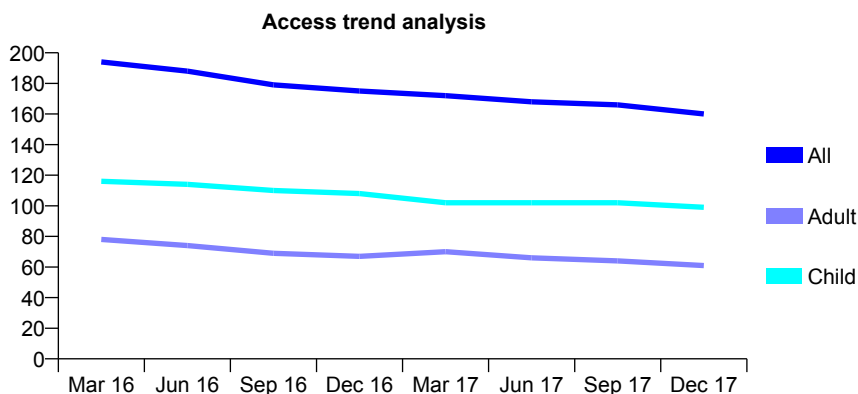
## 7A6 - Vital Signs At a Glance Contract Report for 254088/0001 - December 2017

Name or company name	MR SG LODGE
Contract type name	GDS Contract
Purpose of contract	General
Contract start date	01/04/2006
Contract end date	

17/18 Contracted general activity (UDA)	216
Carry forward general activity (UDA)	0
17/18 Contracted orthodontic activity (UOA)	0
Carry forward orthodontic activity (UOA)	0
Baseline contract value	£4,979.78

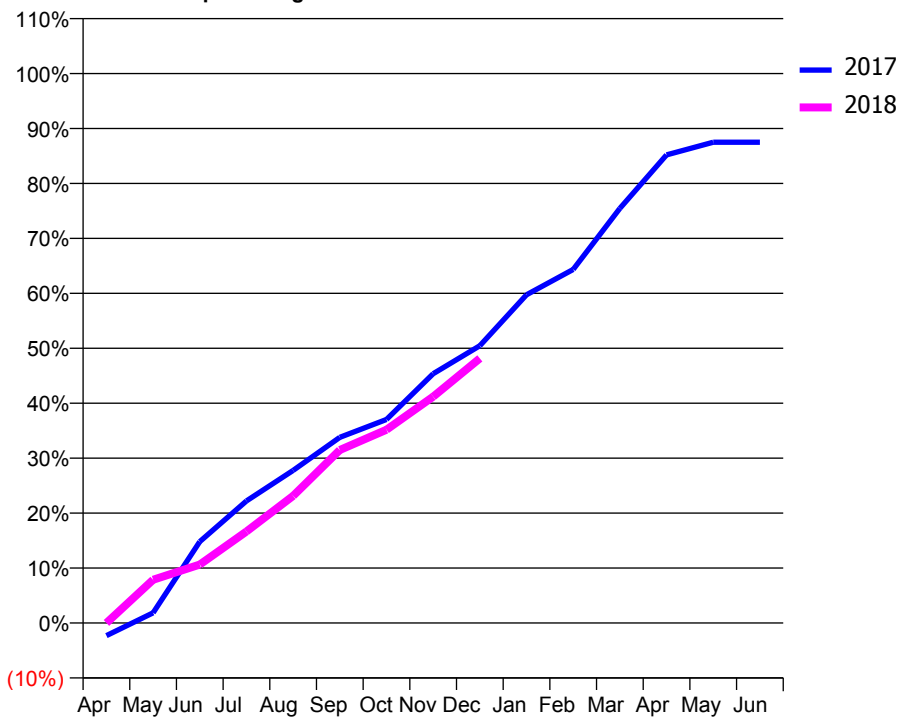
### ACCESS\*

Patients seen in 24 months	Total	Change since previous quarter
Quarter ending December 2016	175	
Quarter ending March 2017	172	↓
Quarter ending June 2017	168	↓
Quarter ending September 2017	166	↓
Quarter ending December 2017	160	↓
<b>Variance since December 2016</b>	<b>(8.6%)</b>	<b>↓</b>



### ACTIVITY

**Cumulative percentage of contracted UDA delivered 2017 & 2018**



Month	Adjusted Scheduled Activity (UDA)	
	2017	2018
April	-5	0
May	4	17
June	32	23
July	48	36
August	60	50
September	73	68
October	80	76
November	98	89
December	109	104
January	129	
February	139	
March	163	
April	184	
May	189	
June	189	

### QUALITY

	Quantity	Base Number	Contract	LHB	Wales
% of FP17s for the same patient ID Re-attending within 3 months - Children	2	83	2.4%	8.5%	11.0%
% of FP17s for the same patient ID Re-attending within 3 months - Adults	0	42	0.0%	14.9%	16.1%
% of FP17s for the same patient ID Re-attending between 3 & 9 months - Children	25	83	30.1%	58.4%	58.9%
% of FP17s for the same patient ID Re-attending between 3 & 9 months - Adults	20	42	47.6%	55.1%	55.2%
% of FP17s for Band 1 Urgent Courses	0	99	0.0%	9.2%	9.0%
% of FP17s Relating to Free Repair or Replacements	0	99	0.0%	0.8%	0.7%
% of FP17s Relating to Continuations	0	99	0.0%	0.7%	0.8%
% of Patients satisfied with the dentistry they have received	0	0	N/A	91.6%	91.9%
% of Patients satisfied with the time they had to wait for an appointment	0	0	N/A	87.9%	87.9%

\* This is based on patients treated on this contract for their most recent course of treatment. Figures in italics indicate the base number of FP17s or Patient Questionnaire responses are less than 100. N/A is shown where the base number of responses is less than 10 during the period. % is calculated as Quantity/Base number\*100



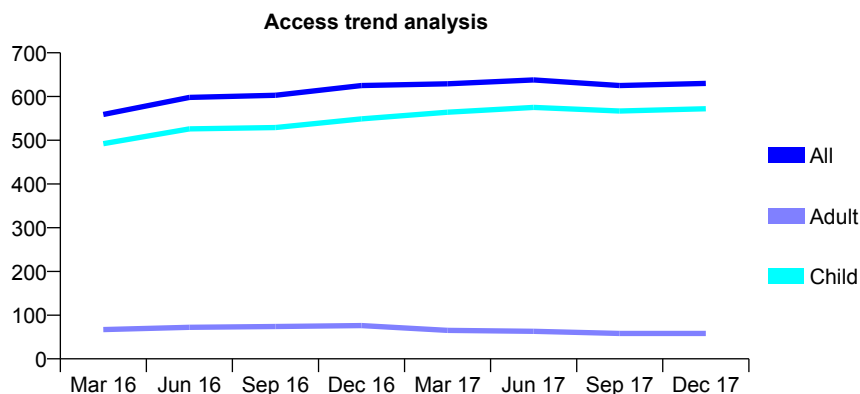
## 7A6 - Vital Signs At a Glance Contract Report for 264555/0001 - December 2017

Name or company name	MR BA BRUNSWICK
Contract type name	GDS Contract
Purpose of contract	General
Contract start date	01/09/2008
Contract end date	

17/18 Contracted general activity (UDA)	1,041
Carry forward general activity (UDA)	-5
17/18 Contracted orthodontic activity (UOA)	0
Carry forward orthodontic activity (UOA)	0
Baseline contract value	£26,816.41

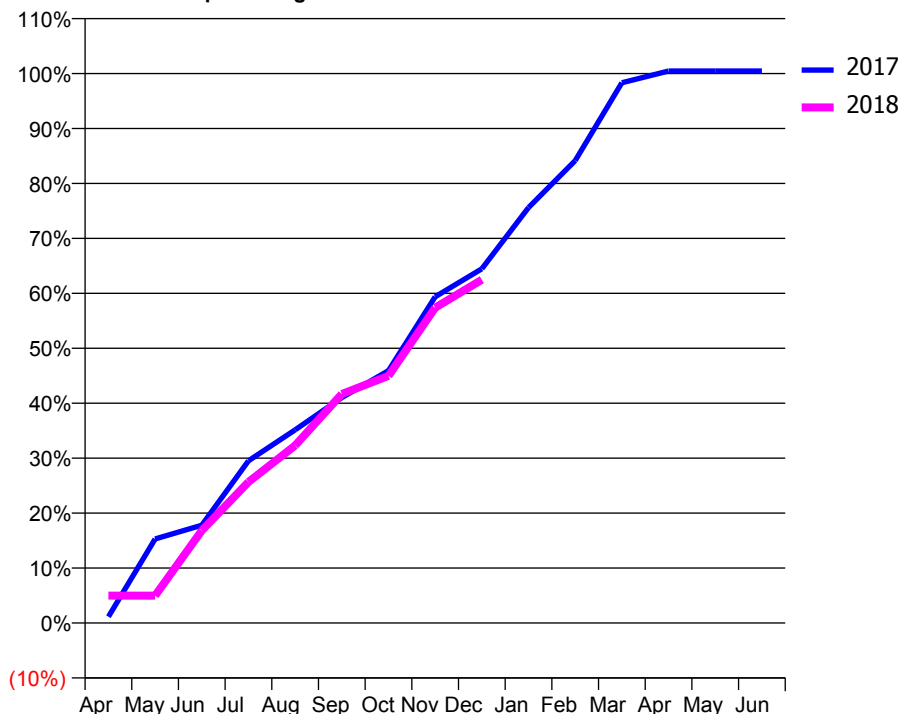
### ACCESS\*

Patients seen in 24 months	Total	Change since previous quarter
Quarter ending December 2016	625	
Quarter ending March 2017	629	→
Quarter ending June 2017	638	→
Quarter ending September 2017	625	↓
Quarter ending December 2017	630	→
<b>Variance since December 2016</b>	<b>0.8%</b>	<b>→</b>



### ACTIVITY

Cumulative percentage of contracted UDA delivered 2017 & 2018



Month	Adjusted Scheduled Activity (UDA)	
	2017	2018
April	12	52
May	159	52
June	185	175
July	307	267
August	366	336
September	427	434
October	478	468
November	618	597
December	671	650
January	787	
February	876	
March	1,024	
April	1,046	
May	1,046	
June	1,046	

### QUALITY

	Quantity	Base Number	Contract	LHB	Wales
% of FP17s for the same patient ID Re-attending within 3 months - Children	11	528	2.1%	8.5%	11.0%
% of FP17s for the same patient ID Re-attending within 3 months - Adults	0	20	0.0%	14.9%	16.1%
% of FP17s for the same patient ID Re-attending between 3 & 9 months - Children	359	528	68.0%	58.4%	58.9%
% of FP17s for the same patient ID Re-attending between 3 & 9 months - Adults	13	20	65.0%	55.1%	55.2%
% of FP17s for Band 1 Urgent Courses	7	532	1.3%	9.2%	9.0%
% of FP17s Relating to Free Repair or Replacements	0	532	0.0%	0.8%	0.7%
% of FP17s Relating to Continuations	1	532	0.2%	0.7%	0.8%
% of Patients satisfied with the dentistry they have received	0	0	N/A	91.6%	91.9%
% of Patients satisfied with the time they had to wait for an appointment	0	0	N/A	87.9%	87.9%

\* This is based on patients treated on this contract for their most recent course of treatment. Figures in italics indicate the base number of FP17s or Patient Questionnaire responses are less than 100. N/A is shown where the base number of responses is less than 10 during the period. % is calculated as Quantity/Base number\*100

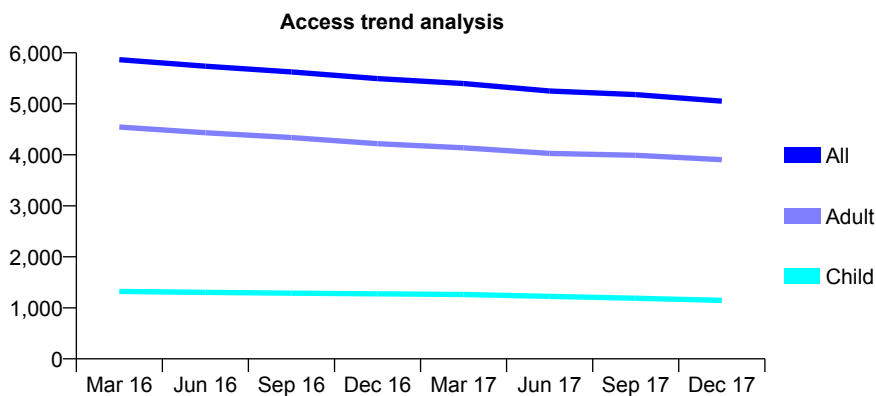
## 7A6 - Vital Signs At a Glance Contract Report for 269727/0002 - December 2017

Name or company name	Newport Dental Care Partnership
Contract type name	GDS Contract
Purpose of contract	General
Contract start date	01/08/2011
Contract end date	

17/18 Contracted general activity (UDA)	15,746
Carry forward general activity (UDA)	453
17/18 Contracted orthodontic activity (UOA)	0
Carry forward orthodontic activity (UOA)	0
Baseline contract value	£391,548.93

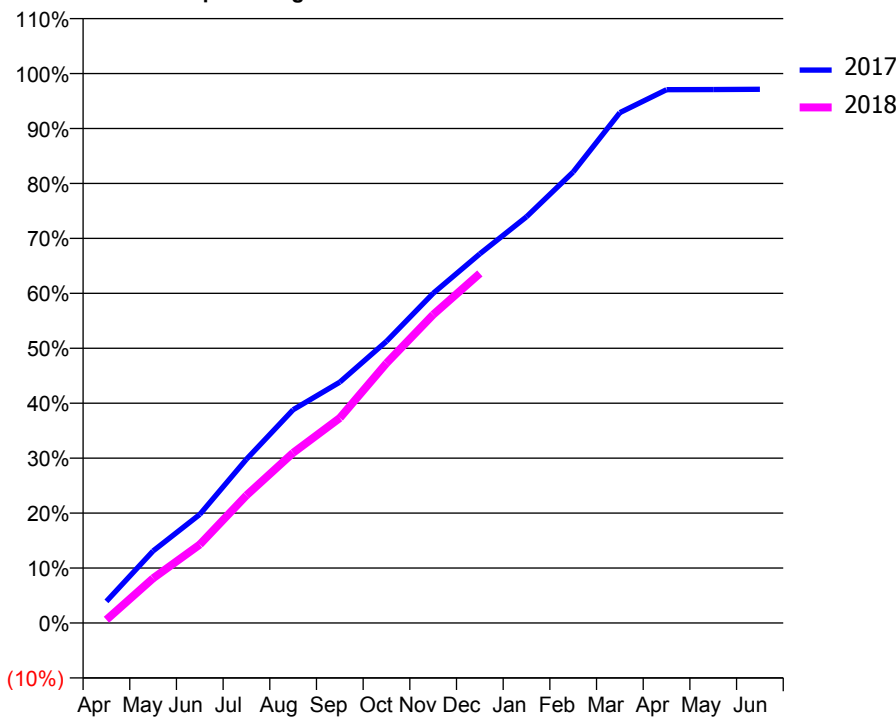
### ACCESS\*

Patients seen in 24 months	Total	Change since previous quarter
Quarter ending December 2016	5,494	
Quarter ending March 2017	5,398	↓
Quarter ending June 2017	5,251	↓
Quarter ending September 2017	5,180	↓
Quarter ending December 2017	5,051	↓
<b>Variance since December 2016</b>	<b>(8.1%)</b>	<b>↓</b>



### ACTIVITY

Cumulative percentage of contracted UDA delivered 2017 & 2018



Month	Adjusted Scheduled Activity (UDA)	
	2017	2018
April	620	95
May	2,065	1,282
June	3,112	2,249
July	4,695	3,658
August	6,111	4,879
September	6,901	5,875
October	8,071	7,445
November	9,447	8,837
December	10,577	10,016
January	11,641	
February	12,925	
March	14,626	
April	15,284	
May	15,288	
June	15,293	

### QUALITY

	Quantity	Base Number	Contract	LHB	Wales
% of FP17s for the same patient ID Re-attending within 3 months - Children	72	1,141	6.3%	8.5%	11.0%
% of FP17s for the same patient ID Re-attending within 3 months - Adults	446	3,817	11.7%	14.9%	16.1%
% of FP17s for the same patient ID Re-attending between 3 & 9 months - Children	606	1,141	53.1%	58.4%	58.9%
% of FP17s for the same patient ID Re-attending between 3 & 9 months - Adults	1,863	3,817	48.8%	55.1%	55.2%
% of FP17s for Band 1 Urgent Courses	328	4,678	7.0%	9.2%	9.0%
% of FP17s Relating to Free Repair or Replacements	40	4,678	0.9%	0.8%	0.7%
% of FP17s Relating to Continuations	87	4,678	1.9%	0.7%	0.8%
% of Patients satisfied with the dentistry they have received	18	18	100.0%	91.6%	91.9%
% of Patients satisfied with the time they had to wait for an appointment	14	18	77.8%	87.9%	87.9%

\* This is based on patients treated on this contract for their most recent course of treatment. Figures in italics indicate the base number of FP17s or Patient Questionnaire responses are less than 100. N/A is shown where the base number of responses is less than 10 during the period. % is calculated as Quantity/Base number\*100

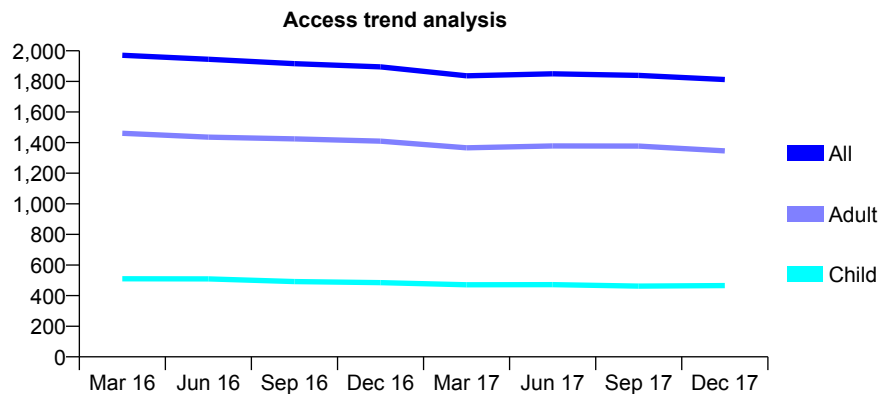
## 7A6 - Vital Signs At a Glance Contract Report for 297437/0001 - December 2017

Name or company name	MR TD WYSOME
Contract type name	GDS Contract
Purpose of contract	General
Contract start date	01/04/2012
Contract end date	

17/18 Contracted general activity (UDA)	6,800
Carry forward general activity (UDA)	0
17/18 Contracted orthodontic activity (UOA)	0
Carry forward orthodontic activity (UOA)	0
Baseline contract value	£244,824.79

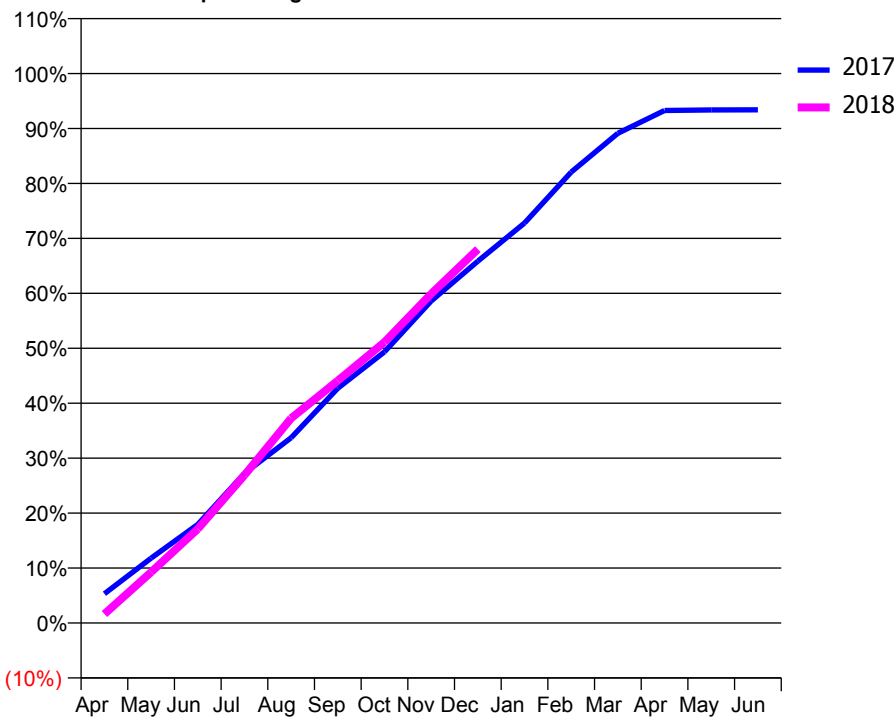
### ACCESS\*

Patients seen in 24 months	Total	Change since previous quarter
Quarter ending December 2016	1,895	
Quarter ending March 2017	1,837	↓
Quarter ending June 2017	1,850	→
Quarter ending September 2017	1,839	→
Quarter ending December 2017	1,812	↓
<b>Variance since December 2016</b>	<b>(4.4%)</b>	<b>↓</b>



### ACTIVITY

Cumulative percentage of contracted UDA delivered 2017 & 2018



Month	Adjusted Scheduled Activity (UDA)	
	2017	2018
April	376	111
May	836	629
June	1,270	1,164
July	1,929	1,828
August	2,387	2,534
September	3,025	3,000
October	3,494	3,476
November	4,149	4,073
December	4,663	4,626
January	5,154	
February	5,811	
March	6,310	
April	6,605	
May	6,612	
June	6,614	

### QUALITY

	Quantity	Base Number	Contract	LHB	Wales
% of FP17s for the same patient ID Re-attending within 3 months - Children	15	464	3.2%	8.5%	11.0%
% of FP17s for the same patient ID Re-attending within 3 months - Adults	211	1,306	16.2%	14.9%	16.1%
% of FP17s for the same patient ID Re-attending between 3 & 9 months - Children	208	464	44.8%	58.4%	58.9%
% of FP17s for the same patient ID Re-attending between 3 & 9 months - Adults	631	1,306	48.3%	55.1%	55.2%
% of FP17s for Band 1 Urgent Courses	104	1,672	6.2%	9.2%	9.0%
% of FP17s Relating to Free Repair or Replacements	7	1,672	0.4%	0.8%	0.7%
% of FP17s Relating to Continuations	6	1,672	0.4%	0.7%	0.8%
% of Patients satisfied with the dentistry they have received	8	9	N/A	91.6%	91.9%
% of Patients satisfied with the time they had to wait for an appointment	9	9	N/A	87.9%	87.9%

\* This is based on patients treated on this contract for their most recent course of treatment. Figures in italics indicate the base number of FP17s or Patient Questionnaire responses are less than 100. N/A is shown where the base number of responses is less than 10 during the period. % is calculated as Quantity/Base number\*100

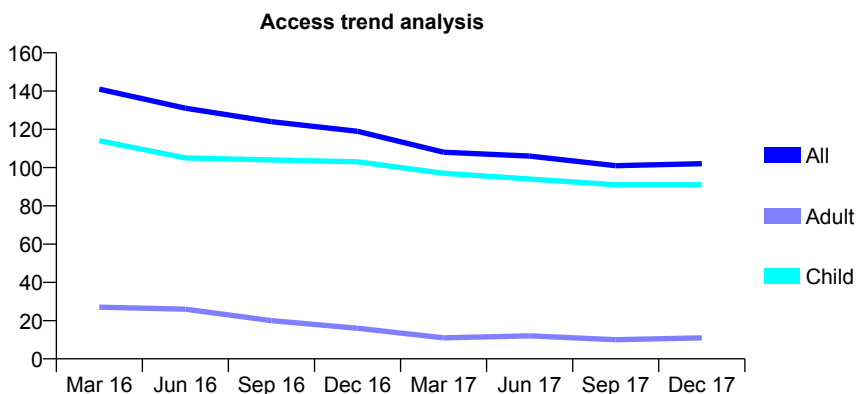
## 7A6 - Vital Signs At a Glance Contract Report for 302627/0002 - December 2017

Name or company name	MR RD ISAAC
Contract type name	GDS Contract
Purpose of contract	General
Contract start date	08/09/2013
Contract end date	

17/18 Contracted general activity (UDA)	200
Carry forward general activity (UDA)	0
17/18 Contracted orthodontic activity (UOA)	0
Carry forward orthodontic activity (UOA)	0
Baseline contract value	£4,347.21

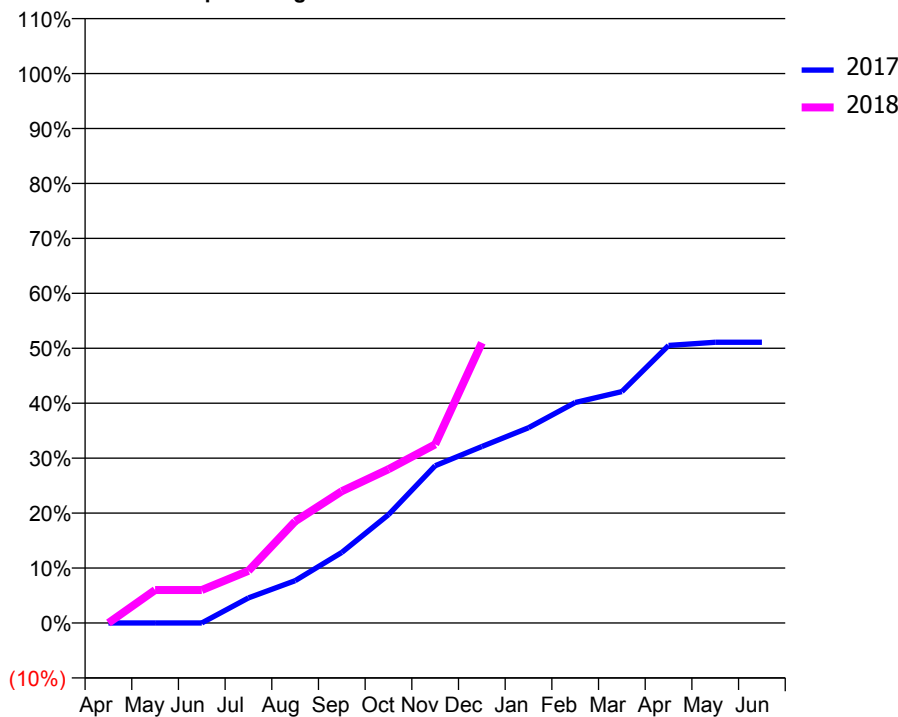
### ACCESS\*

Patients seen in 24 months	Total	Change since previous quarter
Quarter ending December 2016	119	
Quarter ending March 2017	108	↓
Quarter ending June 2017	106	↓
Quarter ending September 2017	101	↓
Quarter ending December 2017	102	→
<b>Variance since December 2016</b>	<b>(14.3%)</b>	<b>↓</b>



### ACTIVITY

Cumulative percentage of contracted UDA delivered 2017 & 2018



Adjusted Scheduled Activity (UDA)

Month	2017	2018
April	0	0
May	0	12
June	0	12
July	16	19
August	27	37
September	45	48
October	69	56
November	100	65
December	112	102
January	124	
February	140	
March	147	
April	177	
May	179	
June	179	

### QUALITY

	Quantity	Base Number	Contract	LHB	Wales
% of FP17s for the same patient ID Re-attending within 3 months - Children	5	120	4.2%	8.5%	11.0%
% of FP17s for the same patient ID Re-attending within 3 months - Adults	0	4	0.0%	14.9%	16.1%
% of FP17s for the same patient ID Re-attending between 3 & 9 months - Children	76	120	63.3%	58.4%	58.9%
% of FP17s for the same patient ID Re-attending between 3 & 9 months - Adults	3	4	75.0%	55.1%	55.2%
% of FP17s for Band 1 Urgent Courses	0	96	0.0%	9.2%	9.0%
% of FP17s Relating to Free Repair or Replacements	0	96	0.0%	0.8%	0.7%
% of FP17s Relating to Continuations	0	96	0.0%	0.7%	0.8%
% of Patients satisfied with the dentistry they have received	0	0	N/A	91.6%	91.9%
% of Patients satisfied with the time they had to wait for an appointment	0	0	N/A	87.9%	87.9%

\* This is based on patients treated on this contract for their most recent course of treatment. Figures in italics indicate the base number of FP17s or Patient Questionnaire responses are less than 100. N/A is shown where the base number of responses is less than 10 during the period. % is calculated as Quantity/Base number\*100

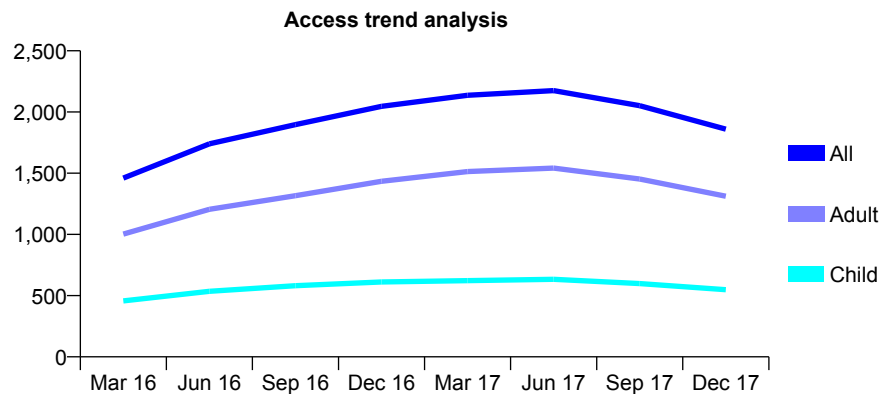
## 7A6 - Vital Signs At a Glance Contract Report for 309966/0002 - December 2017

Name or company name	MR SJ PARRY
Contract type name	GDS Contract
Purpose of contract	General
Contract start date	06/07/2015
Contract end date	

17/18 Contracted general activity (UDA)	8,000
Carry forward general activity (UDA)	0
17/18 Contracted orthodontic activity (UOA)	0
Carry forward orthodontic activity (UOA)	0
Baseline contract value	£297,910.60

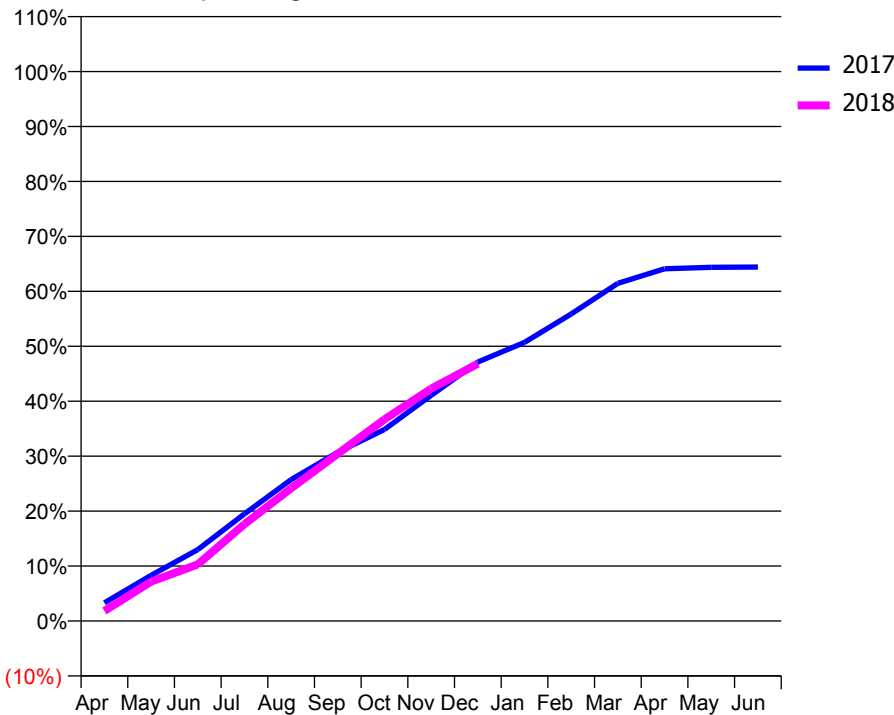
### ACCESS\*

Patients seen in 24 months	Total	Change since previous quarter
Quarter ending December 2016	2,046	
Quarter ending March 2017	2,137	↑
Quarter ending June 2017	2,175	→
Quarter ending September 2017	2,052	↓
Quarter ending December 2017	1,860	↓
<b>Variance since December 2016</b>	<b>(9.1%)</b>	<b>↓</b>



### ACTIVITY

Cumulative percentage of contracted UDA delivered 2017 & 2018



Month	Adjusted Scheduled Activity (UDA)	
	2017	2018
April	278	147
May	696	573
June	1,090	825
July	1,633	1,410
August	2,156	1,932
September	2,574	2,436
October	2,922	2,936
November	3,442	3,384
December	3,951	3,745
January	4,251	
February	4,683	
March	5,151	
April	5,372	
May	5,395	
June	5,399	

### QUALITY

	Quantity	Base Number	Contract	LHB	Wales
% of FP17s for the same patient ID Re-attending within 3 months - Children	28	354	7.9%	8.5%	11.0%
% of FP17s for the same patient ID Re-attending within 3 months - Adults	215	998	21.5%	14.9%	16.1%
% of FP17s for the same patient ID Re-attending between 3 & 9 months - Children	104	354	29.4%	58.4%	58.9%
% of FP17s for the same patient ID Re-attending between 3 & 9 months - Adults	369	998	37.0%	55.1%	55.2%
% of FP17s for Band 1 Urgent Courses	61	1,257	4.9%	9.2%	9.0%
% of FP17s Relating to Free Repair or Replacements	8	1,257	0.6%	0.8%	0.7%
% of FP17s Relating to Continuations	2	1,257	0.2%	0.7%	0.8%
% of Patients satisfied with the dentistry they have received	9	10	90.0%	91.6%	91.9%
% of Patients satisfied with the time they had to wait for an appointment	7	10	70.0%	87.9%	87.9%

\* This is based on patients treated on this contract for their most recent course of treatment. Figures in italics indicate the base number of FP17s or Patient Questionnaire responses are less than 100. N/A is shown where the base number of responses is less than 10 during the period. % is calculated as Quantity/Base number\*100

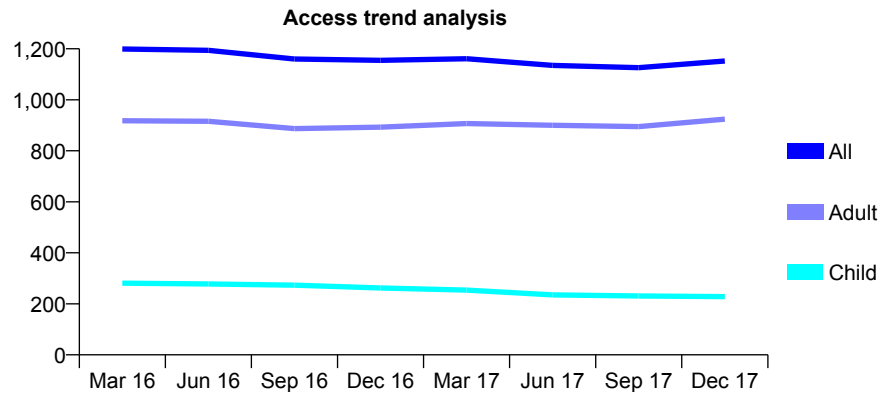
## 7A6 - Vital Signs At a Glance Contract Report for 326429/0003 - December 2017

Name or company name	MR AJ MATTHEWS
Contract type name	GDS Contract
Purpose of contract	General
Contract start date	01/04/2006
Contract end date	

17/18 Contracted general activity (UDA)	4,372
Carry forward general activity (UDA)	219
17/18 Contracted orthodontic activity (UOA)	0
Carry forward orthodontic activity (UOA)	0
Baseline contract value	£108,255.65

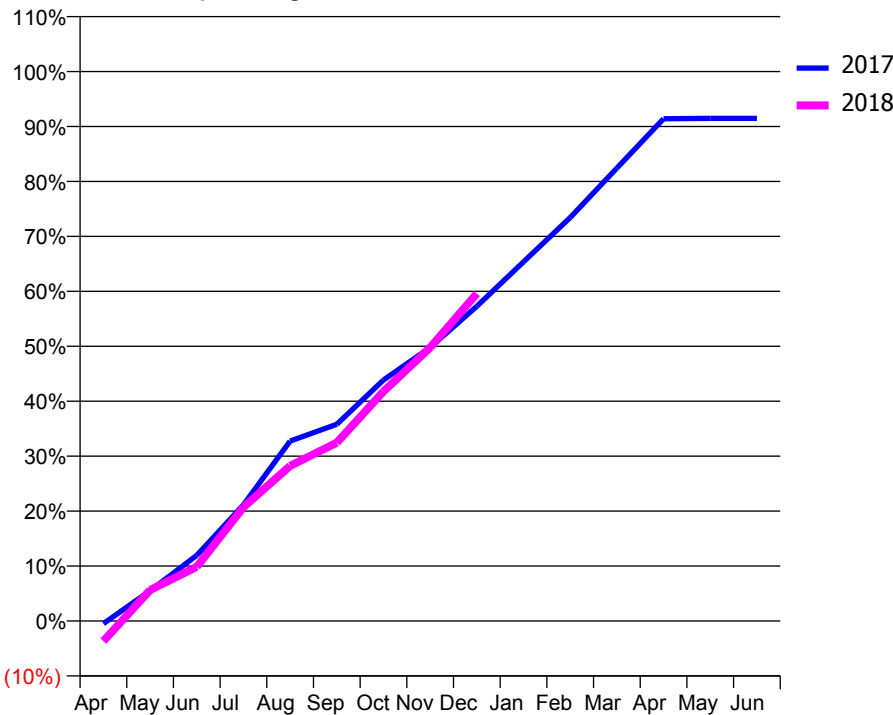
### ACCESS\*

Patients seen in 24 months	Total	Change since previous quarter
Quarter ending December 2016	1,155	
Quarter ending March 2017	1,161	→
Quarter ending June 2017	1,135	↓
Quarter ending September 2017	1,126	→
Quarter ending December 2017	1,152	↑
<b>Variance since December 2016</b>	<b>(0.3%)</b>	<b>→</b>



### ACTIVITY

Cumulative percentage of contracted UDA delivered 2017 & 2018



Month	Adjusted Scheduled Activity (UDA)	
	2017	2018
April	-22	-160
May	241	246
June	523	431
July	925	905
August	1,431	1,235
September	1,565	1,419
October	1,918	1,827
November	2,177	2,175
December	2,504	2,605
January	2,858	
February	3,210	
March	3,604	
April	3,996	
May	3,999	
June	3,999	

### QUALITY

	Quantity	Base Number	Contract	LHB	Wales
% of FP17s for the same patient ID Re-attending within 3 months - Children	14	246	5.7%	8.5%	11.0%
% of FP17s for the same patient ID Re-attending within 3 months - Adults	229	1,122	20.4%	14.9%	16.1%
% of FP17s for the same patient ID Re-attending between 3 & 9 months - Children	139	246	56.5%	58.4%	58.9%
% of FP17s for the same patient ID Re-attending between 3 & 9 months - Adults	563	1,122	50.2%	55.1%	55.2%
% of FP17s for Band 1 Urgent Courses	219	1,253	17.5%	9.2%	9.0%
% of FP17s Relating to Free Repair or Replacements	8	1,253	0.6%	0.8%	0.7%
% of FP17s Relating to Continuations	19	1,253	1.5%	0.7%	0.8%
% of Patients satisfied with the dentistry they have received	4	4	N/A	91.6%	91.9%
% of Patients satisfied with the time they had to wait for an appointment	4	4	N/A	87.9%	87.9%

\* This is based on patients treated on this contract for their most recent course of treatment. Figures in italics indicate the base number of FP17s or Patient Questionnaire responses are less than 100. N/A is shown where the base number of responses is less than 10 during the period. % is calculated as Quantity/Base number\*100

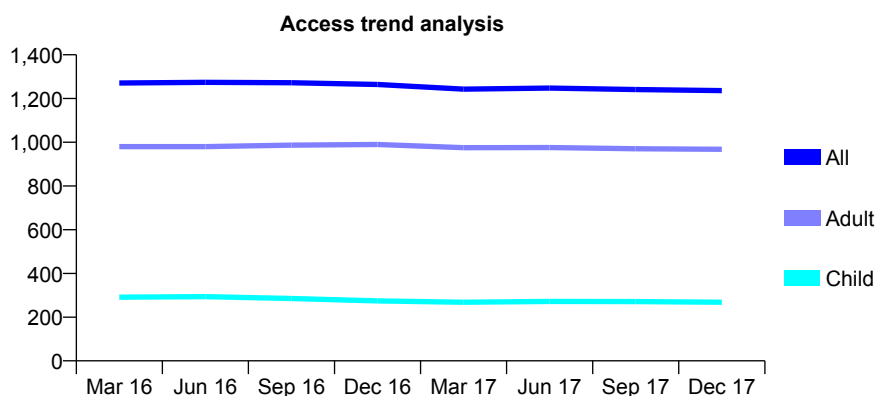
## 7A6 - Vital Signs At a Glance Contract Report for 327190/0001 - December 2017

Name or company name	MR AV JONES
Contract type name	GDS Contract
Purpose of contract	General
Contract start date	01/04/2006
Contract end date	

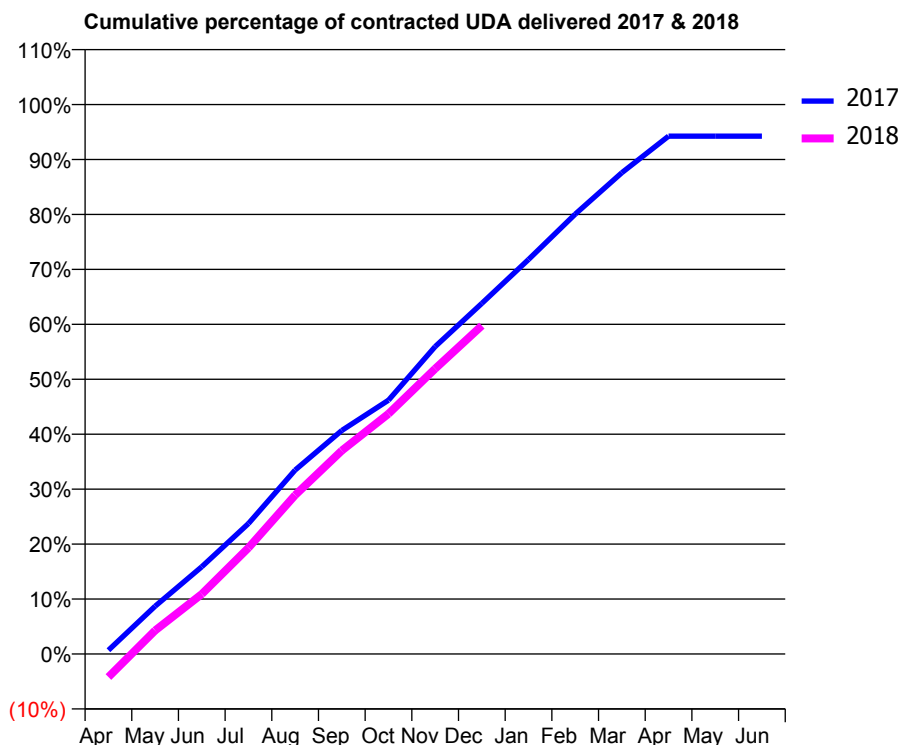
17/18 Contracted general activity (UDA)	5,103
Carry forward general activity (UDA)	255
17/18 Contracted orthodontic activity (UOA)	0
Carry forward orthodontic activity (UOA)	0
Baseline contract value	£126,601.23

### ACCESS\*

Patients seen in 24 months	Total	Change since previous quarter
Quarter ending December 2016	1,264	
Quarter ending March 2017	1,243	↓
Quarter ending June 2017	1,248	→
Quarter ending September 2017	1,241	→
Quarter ending December 2017	1,236	→
<b>Variance since December 2016</b>	<b>(2.2%)</b>	<b>↓</b>



### ACTIVITY



Month	Adjusted Scheduled Activity (UDA)	
	2017	2018
April	35	-215
May	443	219
June	810	556
July	1,212	986
August	1,709	1,476
September	2,076	1,889
October	2,357	2,231
November	2,855	2,649
December	3,256	3,049
January	3,664	
February	4,084	
March	4,470	
April	4,809	
May	4,809	
June	4,809	

### QUALITY

	Quantity	Base Number	Contract	LHB	Wales
% of FP17s for the same patient ID Re-attending within 3 months - Children	30	352	8.5%	8.5%	11.0%
% of FP17s for the same patient ID Re-attending within 3 months - Adults	170	1,185	14.3%	14.9%	16.1%
% of FP17s for the same patient ID Re-attending between 3 & 9 months - Children	208	352	59.1%	58.4%	58.9%
% of FP17s for the same patient ID Re-attending between 3 & 9 months - Adults	745	1,185	62.9%	55.1%	55.2%
% of FP17s for Band 1 Urgent Courses	140	1,429	9.8%	9.2%	9.0%
% of FP17s Relating to Free Repair or Replacements	0	1,429	0.0%	0.8%	0.7%
% of FP17s Relating to Continuations	14	1,429	1.0%	0.7%	0.8%
% of Patients satisfied with the dentistry they have received	8	8	N/A	91.6%	91.9%
% of Patients satisfied with the time they had to wait for an appointment	8	8	N/A	87.9%	87.9%

\* This is based on patients treated on this contract for their most recent course of treatment. Figures in italics indicate the base number of FP17s or Patient Questionnaire responses are less than 100. N/A is shown where the base number of responses is less than 10 during the period. % is calculated as Quantity/Base number\*100

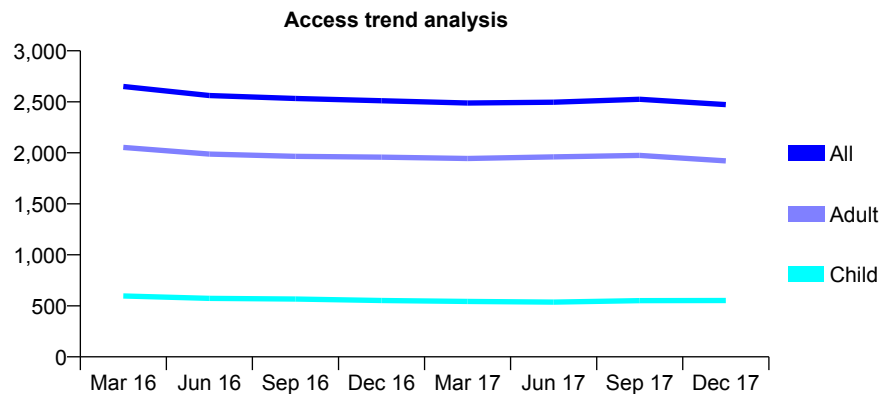
## 7A6 - Vital Signs At a Glance Contract Report for 332151/0001 - December 2017

Name or company name	MISS LA GRIFFITHS
Contract type name	GDS Contract
Purpose of contract	General
Contract start date	01/04/2006
Contract end date	

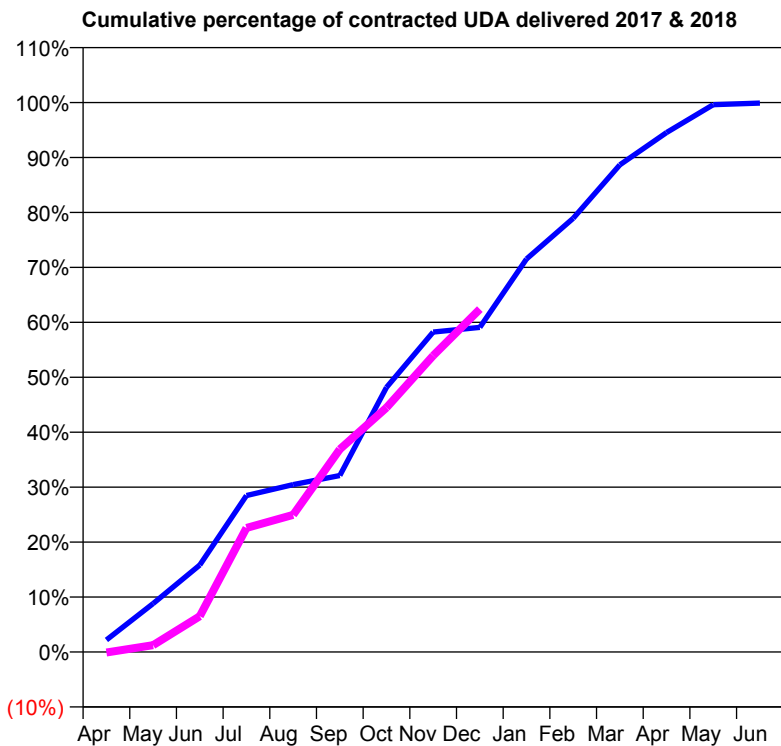
17/18 Contracted general activity (UDA)	5,896
Carry forward general activity (UDA)	6
17/18 Contracted orthodontic activity (UOA)	0
Carry forward orthodontic activity (UOA)	0
Baseline contract value	£145,815.64

### ACCESS\*

Patients seen in 24 months	Total	Change since previous quarter
Quarter ending December 2016	2,510	
Quarter ending March 2017	2,488	→
Quarter ending June 2017	2,496	→
Quarter ending September 2017	2,525	→
Quarter ending December 2017	2,473	↓
<b>Variance since December 2016</b>	<b>(1.5%)</b>	<b>↓</b>



### ACTIVITY



Month	Adjusted Scheduled Activity (UDA)	
	2017	2018
April	129	-6
May	521	74
June	933	385
July	1,679	1,331
August	1,797	1,471
September	1,893	2,175
October	2,840	2,622
November	3,434	3,180
December	3,483	3,679
January	4,217	
February	4,654	
March	5,227	
April	5,573	
May	5,872	
June	5,890	

### QUALITY

	Quantity	Base Number	Contract	LHB	Wales
% of FP17s for the same patient ID Re-attending within 3 months - Children	45	606	7.4%	8.5%	11.0%
% of FP17s for the same patient ID Re-attending within 3 months - Adults	231	1,968	11.7%	14.9%	16.1%
% of FP17s for the same patient ID Re-attending between 3 & 9 months - Children	341	606	56.3%	58.4%	58.9%
% of FP17s for the same patient ID Re-attending between 3 & 9 months - Adults	973	1,968	49.4%	55.1%	55.2%
% of FP17s for Band 1 Urgent Courses	161	2,181	7.4%	9.2%	9.0%
% of FP17s Relating to Free Repair or Replacements	10	2,181	0.5%	0.8%	0.7%
% of FP17s Relating to Continuations	6	2,181	0.3%	0.7%	0.8%
% of Patients satisfied with the dentistry they have received	6	7	N/A	91.6%	91.9%
% of Patients satisfied with the time they had to wait for an appointment	6	7	N/A	87.9%	87.9%

\* This is based on patients treated on this contract for their most recent course of treatment. Figures in italics indicate the base number of FP17s or Patient Questionnaire responses are less than 100. N/A is shown where the base number of responses is less than 10 during the period. % is calculated as Quantity/Base number\*100



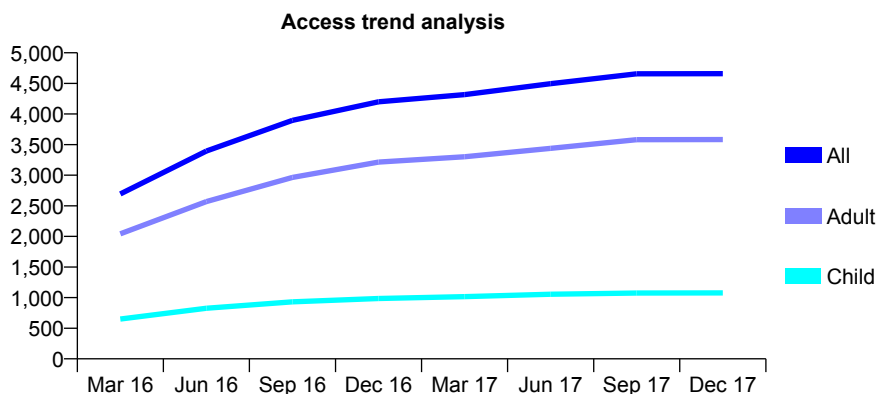
## 7A6 - Vital Signs At a Glance Contract Report for 349593/0001 - December 2017

Name or company name	MR DJ SRIVASTAVA
Contract type name	GDS Contract
Purpose of contract	General
Contract start date	01/10/2015
Contract end date	

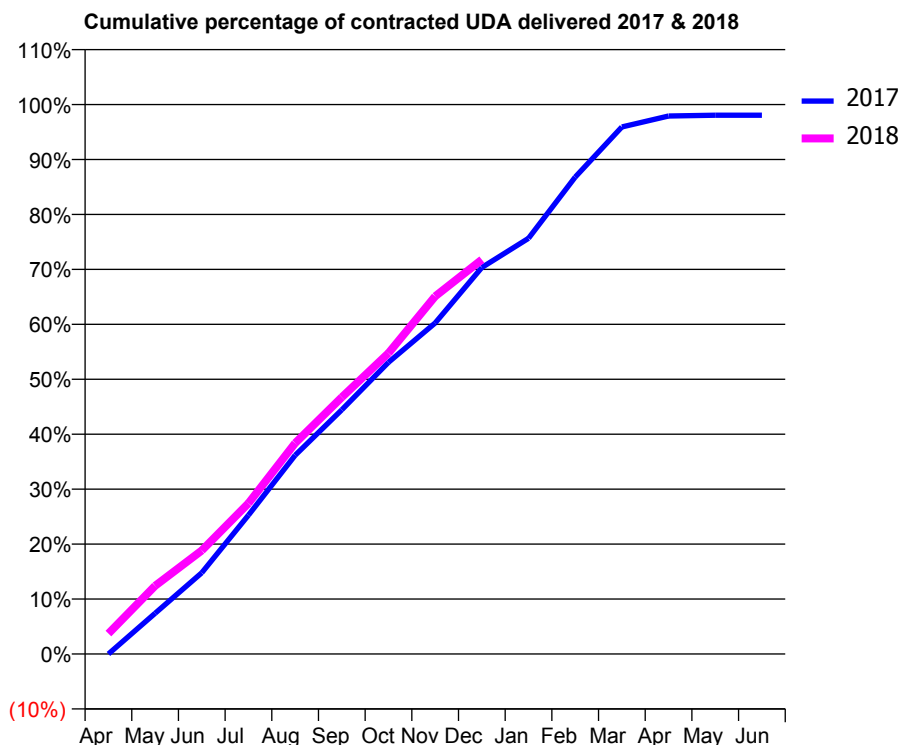
17/18 Contracted general activity (UDA)	13,141
Carry forward general activity (UDA)	-53
17/18 Contracted orthodontic activity (UOA)	0
Carry forward orthodontic activity (UOA)	0
Baseline contract value	£360,253.00

### ACCESS\*

Patients seen in 24 months	Total	Change since previous quarter
Quarter ending December 2016	4,200	
Quarter ending March 2017	4,317	↑
Quarter ending June 2017	4,495	↑
Quarter ending September 2017	4,657	↑
Quarter ending December 2017	4,660	→
<b>Variance since December 2016</b>	<b>11.0%</b>	<b>↑</b>



### ACTIVITY



Month	Adjusted Scheduled Activity (UDA)	
	2017	2018
April	0	490
May	1,055	1,631
June	2,105	2,478
July	3,597	3,607
August	5,149	5,043
September	6,325	6,141
October	7,555	7,195
November	8,574	8,553
December	10,010	9,430
January	10,768	
February	12,352	
March	13,653	
April	13,935	
May	13,955	
June	13,956	

### QUALITY

	Quantity	Base Number	Contract	LHB	Wales
% of FP17s for the same patient ID Re-attending within 3 months - Children	75	1,192	6.3%	8.5%	11.0%
% of FP17s for the same patient ID Re-attending within 3 months - Adults	347	3,367	10.3%	14.9%	16.1%
% of FP17s for the same patient ID Re-attending between 3 & 9 months - Children	674	1,192	56.5%	58.4%	58.9%
% of FP17s for the same patient ID Re-attending between 3 & 9 months - Adults	1,778	3,367	52.8%	55.1%	55.2%
% of FP17s for Band 1 Urgent Courses	203	4,414	4.6%	9.2%	9.0%
% of FP17s Relating to Free Repair or Replacements	71	4,414	1.6%	0.8%	0.7%
% of FP17s Relating to Continuations	25	4,414	0.6%	0.7%	0.8%
% of Patients satisfied with the dentistry they have received	13	13	100.0%	91.6%	91.9%
% of Patients satisfied with the time they had to wait for an appointment	12	13	92.3%	87.9%	87.9%

\* This is based on patients treated on this contract for their most recent course of treatment. Figures in italics indicate the base number of FP17s or Patient Questionnaire responses are less than 100. N/A is shown where the base number of responses is less than 10 during the period. % is calculated as Quantity/Base number\*100

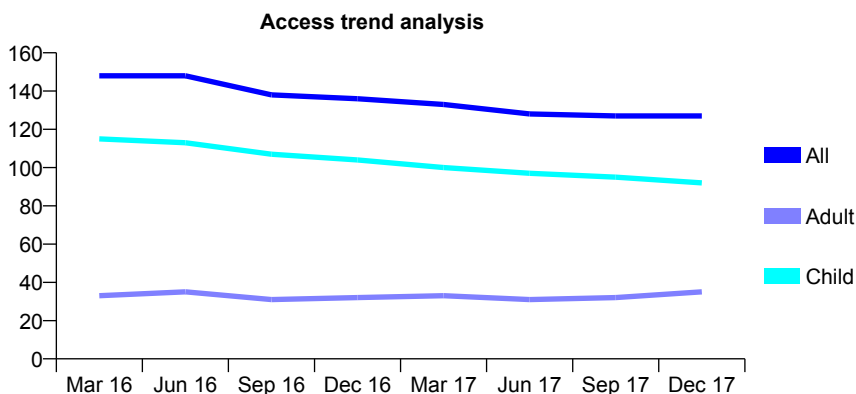
## 7A6 - Vital Signs At a Glance Contract Report for 566705/0001 - December 2017

Name or company name	MR MR BREEZE
Contract type name	GDS Contract
Purpose of contract	General
Contract start date	01/04/2006
Contract end date	

17/18 Contracted general activity (UDA)	270
Carry forward general activity (UDA)	0
17/18 Contracted orthodontic activity (UOA)	0
Carry forward orthodontic activity (UOA)	0
Baseline contract value	£5,704.82

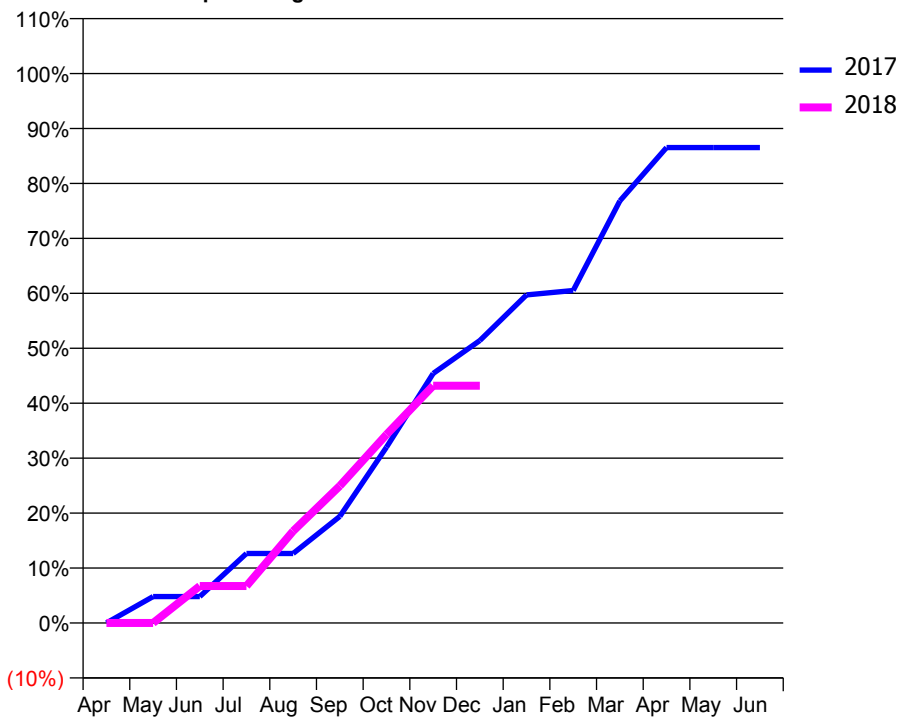
### ACCESS\*

Patients seen in 24 months	Total	Change since previous quarter
Quarter ending December 2016	136	
Quarter ending March 2017	133	↓
Quarter ending June 2017	128	↓
Quarter ending September 2017	127	→
Quarter ending December 2017	127	→
<b>Variance since December 2016</b>	<b>(6.6%)</b>	<b>↓</b>



### ACTIVITY

**Cumulative percentage of contracted UDA delivered 2017 & 2018**



**Adjusted Scheduled Activity (UDA)**

Month	2017	2018
April	0	0
May	13	0
June	13	18
July	34	18
August	34	45
September	52	67
October	86	93
November	123	117
December	139	117
January	161	
February	163	
March	207	
April	234	
May	234	
June	234	

### QUALITY

	Quantity	Base Number	Contract	LHB	Wales
% of FP17s for the same patient ID Re-attending within 3 months - Children	6	91	6.6%	8.5%	11.0%
% of FP17s for the same patient ID Re-attending within 3 months - Adults	0	13	0.0%	14.9%	16.1%
% of FP17s for the same patient ID Re-attending between 3 & 9 months - Children	48	91	52.7%	58.4%	58.9%
% of FP17s for the same patient ID Re-attending between 3 & 9 months - Adults	5	13	38.5%	55.1%	55.2%
% of FP17s for Band 1 Urgent Courses	3	86	3.5%	9.2%	9.0%
% of FP17s Relating to Free Repair or Replacements	0	86	0.0%	0.8%	0.7%
% of FP17s Relating to Continuations	0	86	0.0%	0.7%	0.8%
% of Patients satisfied with the dentistry they have received	1	1	N/A	91.6%	91.9%
% of Patients satisfied with the time they had to wait for an appointment	1	1	N/A	87.9%	87.9%

\* This is based on patients treated on this contract for their most recent course of treatment. Figures in italics indicate the base number of FP17s or Patient Questionnaire responses are less than 100. N/A is shown where the base number of responses is less than 10 during the period. % is calculated as Quantity/Base number\*100

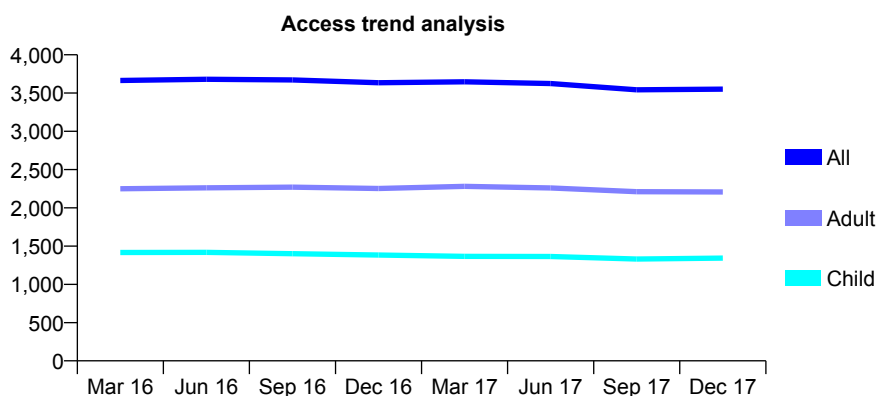
## 7A6 - Vital Signs At a Glance Contract Report for 577650/0001 - December 2017

Name or company name	MISS SD WILKINS
Contract type name	GDS Contract
Purpose of contract	General
Contract start date	01/04/2006
Contract end date	

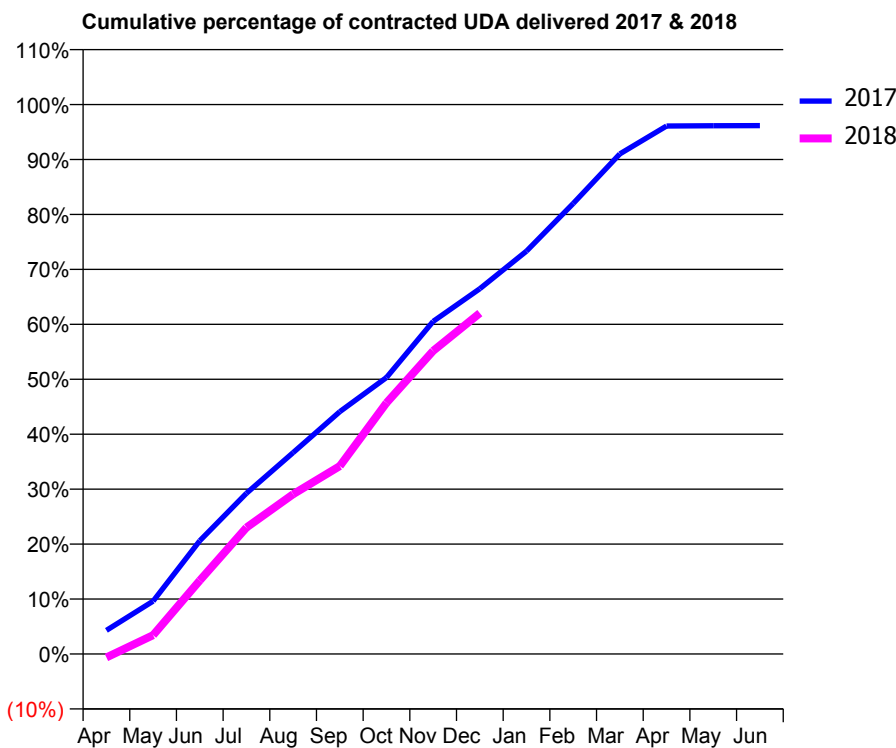
17/18 Contracted general activity (UDA)	13,571
Carry forward general activity (UDA)	521
17/18 Contracted orthodontic activity (UOA)	0
Carry forward orthodontic activity (UOA)	0
Baseline contract value	£322,404.21

### ACCESS\*

Patients seen in 24 months	Total	Change since previous quarter
Quarter ending December 2016	3,635	
Quarter ending March 2017	3,647	→
Quarter ending June 2017	3,624	→
Quarter ending September 2017	3,542	↓
Quarter ending December 2017	3,551	→
<b>Variance since December 2016</b>	<b>(2.3%)</b>	<b>↓</b>



### ACTIVITY



Month	Adjusted Scheduled Activity (UDA)	
	2017	2018
April	584	-86
May	1,305	467
June	2,798	1,815
July	3,972	3,125
August	4,973	3,946
September	5,986	4,640
October	6,830	6,204
November	8,214	7,486
December	9,021	8,420
January	9,952	
February	11,126	
March	12,351	
April	13,041	
May	13,048	
June	13,050	

### QUALITY

	Quantity	Base Number	Contract	LHB	Wales
% of FP17s for the same patient ID Re-attending within 3 months - Children	123	1,832	6.7%	8.5%	11.0%
% of FP17s for the same patient ID Re-attending within 3 months - Adults	456	2,907	15.7%	14.9%	16.1%
% of FP17s for the same patient ID Re-attending between 3 & 9 months - Children	1,230	1,832	67.1%	58.4%	58.9%
% of FP17s for the same patient ID Re-attending between 3 & 9 months - Adults	1,861	2,907	64.0%	55.1%	55.2%
% of FP17s for Band 1 Urgent Courses	220	4,452	4.9%	9.2%	9.0%
% of FP17s Relating to Free Repair or Replacements	65	4,452	1.5%	0.8%	0.7%
% of FP17s Relating to Continuations	63	4,452	1.4%	0.7%	0.8%
% of Patients satisfied with the dentistry they have received	8	8	N/A	91.6%	91.9%
% of Patients satisfied with the time they had to wait for an appointment	8	8	N/A	87.9%	87.9%

\* This is based on patients treated on this contract for their most recent course of treatment. Figures in italics indicate the base number of FP17s or Patient Questionnaire responses are less than 100. N/A is shown where the base number of responses is less than 10 during the period. % is calculated as Quantity/Base number\*100

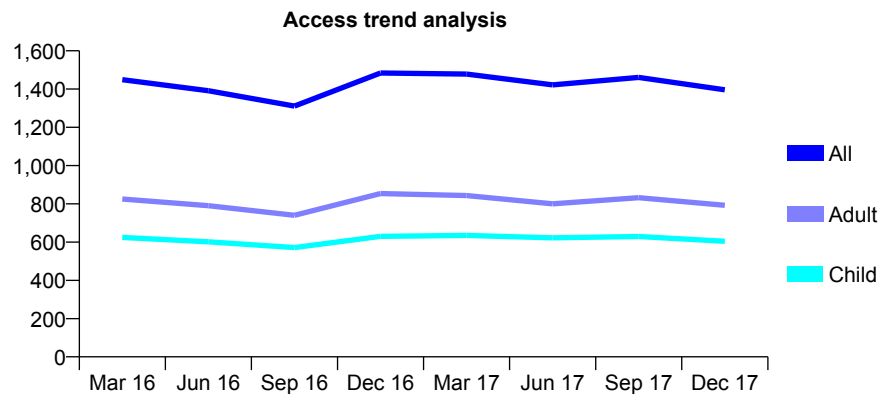
## 7A6 - Vital Signs At a Glance Contract Report for 629251/0002 - December 2017

Name or company name	MR PL DAVIES
Contract type name	GDS Contract
Purpose of contract	General
Contract start date	01/04/2006
Contract end date	

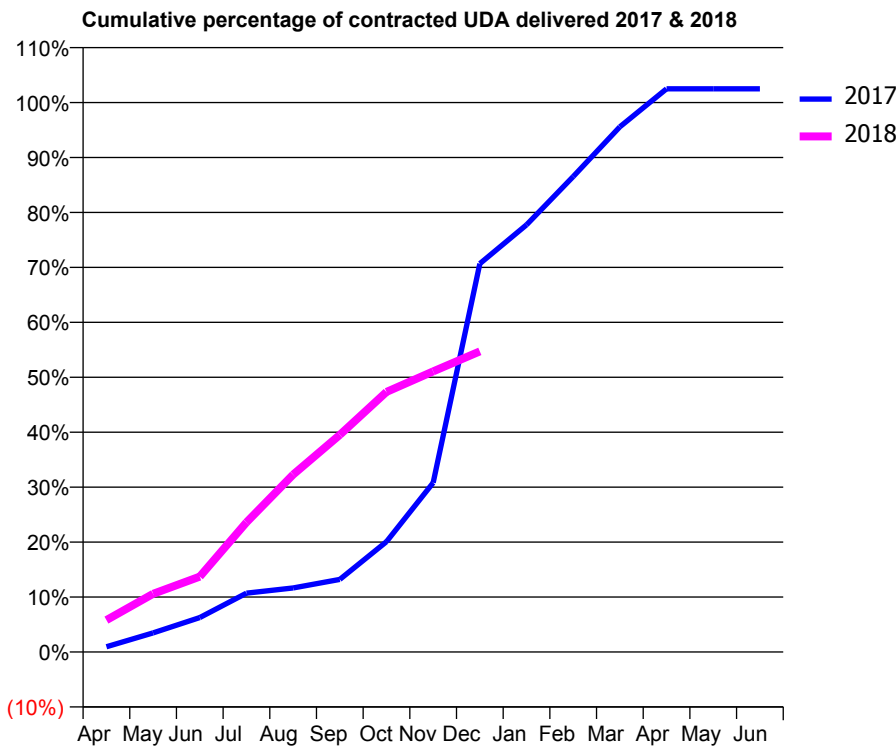
17/18 Contracted general activity (UDA)	4,494
Carry forward general activity (UDA)	-102
17/18 Contracted orthodontic activity (UOA)	0
Carry forward orthodontic activity (UOA)	0
Baseline contract value	£120,086.24

### ACCESS\*

Patients seen in 24 months	Total	Change since previous quarter
Quarter ending December 2016	1,484	
Quarter ending March 2017	1,478	→
Quarter ending June 2017	1,422	↓
Quarter ending September 2017	1,461	↑
Quarter ending December 2017	1,396	↓
<b>Variance since December 2016</b>	<b>(5.9%)</b>	<b>↓</b>



### ACTIVITY



Month	Adjusted Scheduled Activity (UDA)	
	2017	2018
April	39	261
May	142	476
June	257	617
July	438	1,060
August	478	1,451
September	541	1,776
October	823	2,128
November	1,262	2,295
December	2,893	2,458
January	3,183	
February	3,542	
March	3,913	
April	4,196	
May	4,196	
June	4,196	

### QUALITY

	Quantity	Base Number	Contract	LHB	Wales
% of FP17s for the same patient ID Re-attending within 3 months - Children	20	446	4.5%	8.5%	11.0%
% of FP17s for the same patient ID Re-attending within 3 months - Adults	61	526	11.6%	14.9%	16.1%
% of FP17s for the same patient ID Re-attending between 3 & 9 months - Children	84	446	18.8%	58.4%	58.9%
% of FP17s for the same patient ID Re-attending between 3 & 9 months - Adults	177	526	33.7%	55.1%	55.2%
% of FP17s for Band 1 Urgent Courses	87	888	9.8%	9.2%	9.0%
% of FP17s Relating to Free Repair or Replacements	0	888	0.0%	0.8%	0.7%
% of FP17s Relating to Continuations	0	888	0.0%	0.7%	0.8%
% of Patients satisfied with the dentistry they have received	7	7	N/A	91.6%	91.9%
% of Patients satisfied with the time they had to wait for an appointment	7	7	N/A	87.9%	87.9%

\* This is based on patients treated on this contract for their most recent course of treatment. Figures in italics indicate the base number of FP17s or Patient Questionnaire responses are less than 100. N/A is shown where the base number of responses is less than 10 during the period. % is calculated as Quantity/Base number\*100

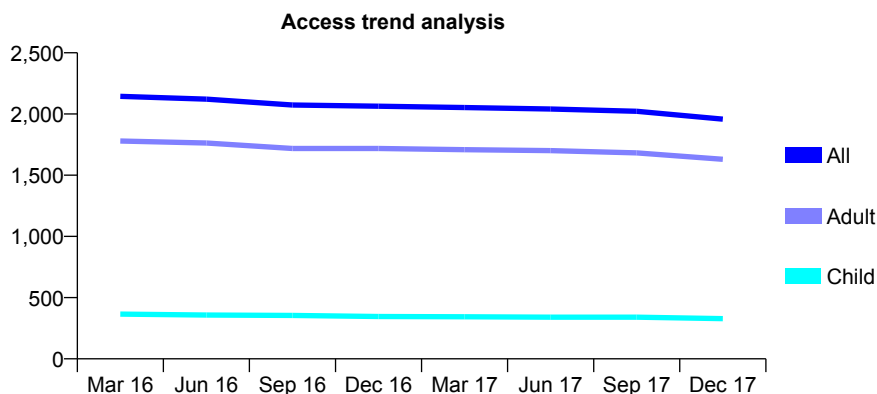
## 7A6 - Vital Signs At a Glance Contract Report for 641642/0001 - December 2017

Name or company name	MR DS YOUNG
Contract type name	GDS Contract
Purpose of contract	General
Contract start date	01/04/2006
Contract end date	

17/18 Contracted general activity (UDA)	5,885
Carry forward general activity (UDA)	-294
17/18 Contracted orthodontic activity (UOA)	0
Carry forward orthodontic activity (UOA)	0
Baseline contract value	£176,992.77

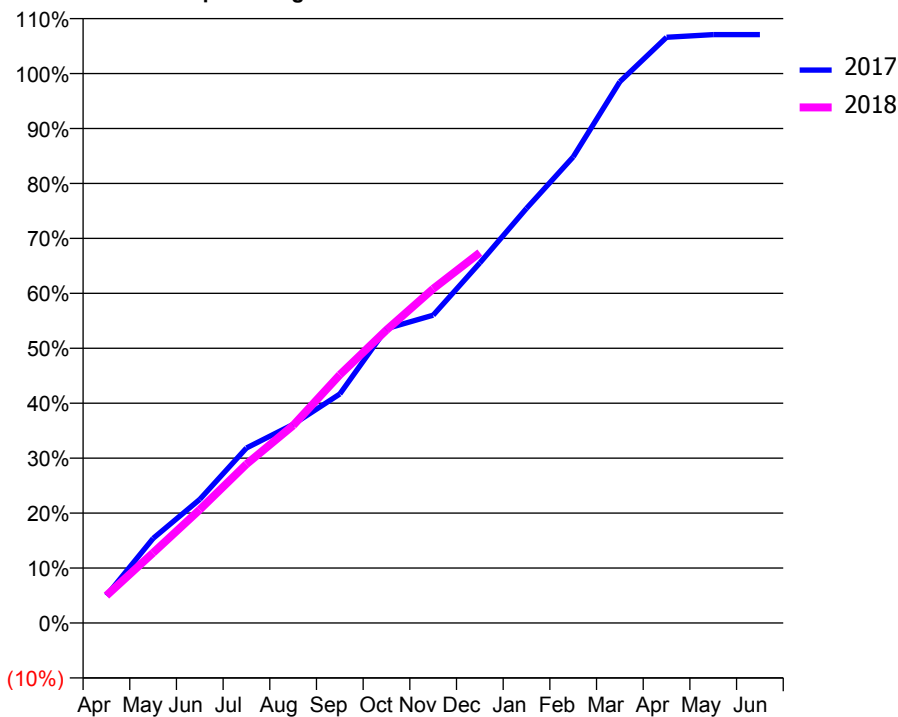
### ACCESS\*

Patients seen in 24 months	Total	Change since previous quarter
Quarter ending December 2016	2,064	
Quarter ending March 2017	2,053	→
Quarter ending June 2017	2,041	→
Quarter ending September 2017	2,022	→
Quarter ending December 2017	1,958	↓
<b>Variance since December 2016</b>	<b>(5.1%)</b>	<b>↓</b>



### ACTIVITY

**Cumulative percentage of contracted UDA delivered 2017 & 2018**



Month	Adjusted Scheduled Activity (UDA)	
	2017	2018
April	294	294
May	906	752
June	1,325	1,215
July	1,875	1,701
August	2,127	2,115
September	2,453	2,658
October	3,152	3,138
November	3,297	3,580
December	3,857	3,966
January	4,441	
February	4,993	
March	5,797	
April	6,273	
May	6,301	
June	6,301	

### QUALITY

	Quantity	Base Number	Contract	LHB	Wales
% of FP17s for the same patient ID Re-attending within 3 months - Children	10	285	3.5%	8.5%	11.0%
% of FP17s for the same patient ID Re-attending within 3 months - Adults	130	1,531	8.5%	14.9%	16.1%
% of FP17s for the same patient ID Re-attending between 3 & 9 months - Children	97	285	34.0%	58.4%	58.9%
% of FP17s for the same patient ID Re-attending between 3 & 9 months - Adults	690	1,531	45.1%	55.1%	55.2%
% of FP17s for Band 1 Urgent Courses	125	1,595	7.8%	9.2%	9.0%
% of FP17s Relating to Free Repair or Replacements	9	1,595	0.6%	0.8%	0.7%
% of FP17s Relating to Continuations	6	1,595	0.4%	0.7%	0.8%
% of Patients satisfied with the dentistry they have received	3	3	N/A	91.6%	91.9%
% of Patients satisfied with the time they had to wait for an appointment	2	3	N/A	87.9%	87.9%

\* This is based on patients treated on this contract for their most recent course of treatment. Figures in italics indicate the base number of FP17s or Patient Questionnaire responses are less than 100. N/A is shown where the base number of responses is less than 10 during the period. % is calculated as Quantity/Base number\*100

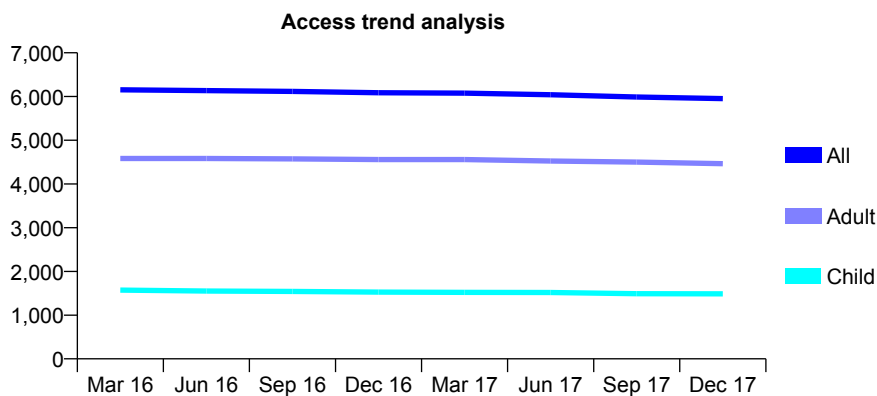
## 7A6 - Vital Signs At a Glance Contract Report for 643246/0001 - December 2017

Name or company name	MR RD WILLNER
Contract type name	GDS Contract
Purpose of contract	General
Contract start date	01/04/2006
Contract end date	

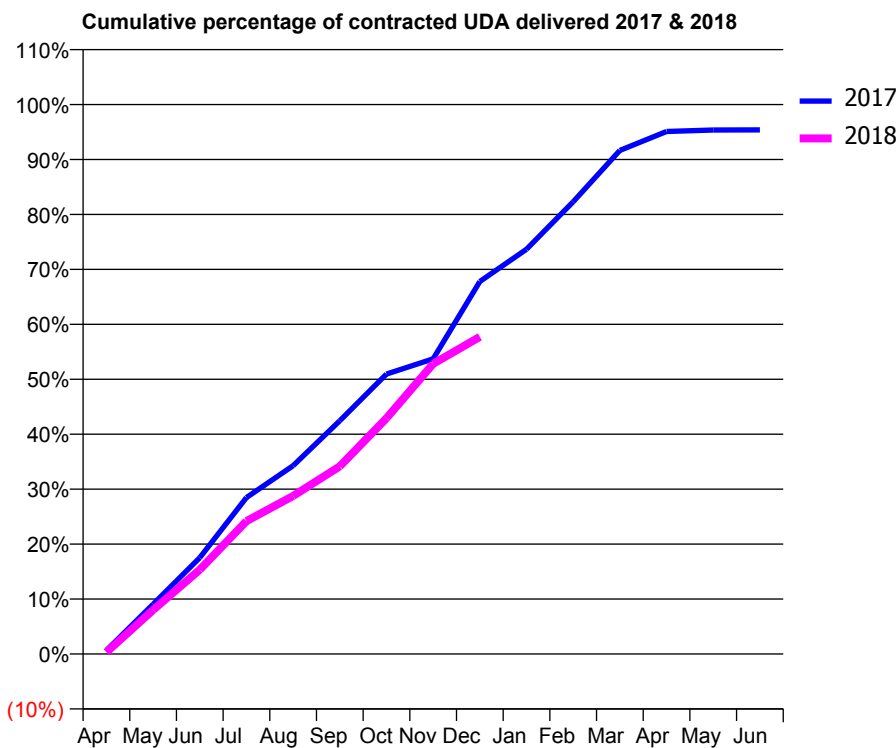
17/18 Contracted general activity (UDA)	20,810
Carry forward general activity (UDA)	705
17/18 Contracted orthodontic activity (UOA)	0
Carry forward orthodontic activity (UOA)	0
Baseline contract value	£541,075.64

### ACCESS\*

Patients seen in 24 months	Total	Change since previous quarter
Quarter ending December 2016	6,086	
Quarter ending March 2017	6,078	→
Quarter ending June 2017	6,041	→
Quarter ending September 2017	5,990	→
Quarter ending December 2017	5,953	→
<b>Variance since December 2016</b>	<b>(2.2%)</b>	<b>↓</b>



### ACTIVITY



Month	Adjusted Scheduled Activity (UDA)	
	2017	2018
April	141	68
May	1,888	1,668
June	3,647	3,193
July	5,928	5,033
August	7,133	5,988
September	8,836	7,109
October	10,601	8,929
November	11,176	10,993
December	14,109	12,011
January	15,328	
February	17,127	
March	19,070	
April	19,790	
May	19,846	
June	19,847	

### QUALITY

	Quantity	Base Number	Contract	LHB	Wales
% of FP17s for the same patient ID Re-attending within 3 months - Children	92	1,673	5.5%	8.5%	11.0%
% of FP17s for the same patient ID Re-attending within 3 months - Adults	685	5,043	13.6%	14.9%	16.1%
% of FP17s for the same patient ID Re-attending between 3 & 9 months - Children	1,117	1,673	66.8%	58.4%	58.9%
% of FP17s for the same patient ID Re-attending between 3 & 9 months - Adults	3,266	5,043	64.8%	55.1%	55.2%
% of FP17s for Band 1 Urgent Courses	442	6,353	7.0%	9.2%	9.0%
% of FP17s Relating to Free Repair or Replacements	35	6,353	0.6%	0.8%	0.7%
% of FP17s Relating to Continuations	77	6,353	1.2%	0.7%	0.8%
% of Patients satisfied with the dentistry they have received	18	19	94.7%	91.6%	91.9%
% of Patients satisfied with the time they had to wait for an appointment	18	19	94.7%	87.9%	87.9%

\* This is based on patients treated on this contract for their most recent course of treatment. Figures in italics indicate the base number of FP17s or Patient Questionnaire responses are less than 100. N/A is shown where the base number of responses is less than 10 during the period. % is calculated as Quantity/Base number\*100

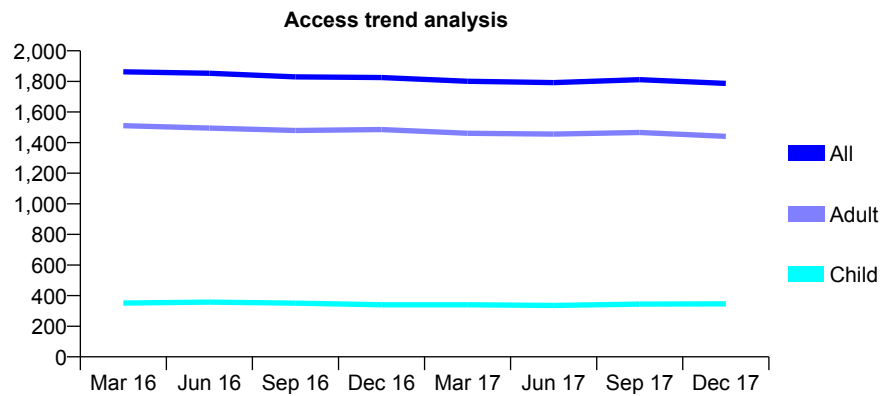
## 7A6 - Vital Signs At a Glance Contract Report for 674605/0001 - December 2017

Name or company name	MRS LM PLANT
Contract type name	GDS Contract
Purpose of contract	General
Contract start date	01/04/2006
Contract end date	

17/18 Contracted general activity (UDA)	4,829
Carry forward general activity (UDA)	36
17/18 Contracted orthodontic activity (UOA)	0
Carry forward orthodontic activity (UOA)	0
Baseline contract value	£111,017.79

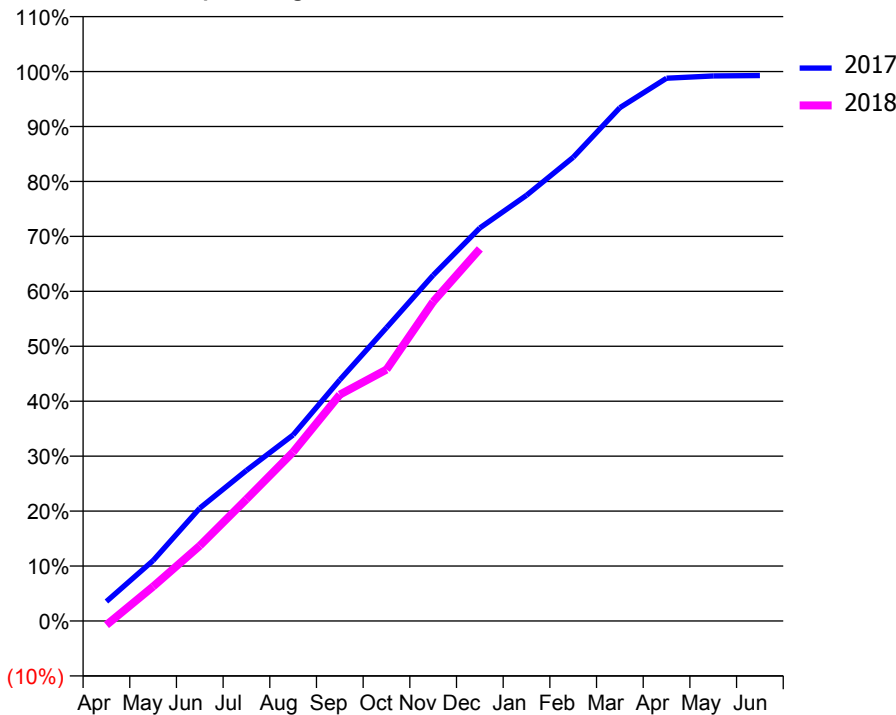
### ACCESS\*

Patients seen in 24 months	Total	Change since previous quarter
Quarter ending December 2016	1,825	
Quarter ending March 2017	1,801	↓
Quarter ending June 2017	1,792	→
Quarter ending September 2017	1,811	→
Quarter ending December 2017	1,787	↓
<b>Variance since December 2016</b>	<b>(2.1%)</b>	<b>↓</b>



### ACTIVITY

**Cumulative percentage of contracted UDA delivered 2017 & 2018**



Month	Adjusted Scheduled Activity (UDA)	
	2017	2018
April	172	-36
May	531	303
June	992	662
July	1,323	1,070
August	1,635	1,485
September	2,119	1,989
October	2,578	2,209
November	3,039	2,806
December	3,454	3,270
January	3,741	
February	4,075	
March	4,511	
April	4,770	
May	4,790	
June	4,793	

### QUALITY

	Quantity	Base Number	Contract	LHB	Wales
% of FP17s for the same patient ID Re-attending within 3 months - Children	19	352	5.4%	8.5%	11.0%
% of FP17s for the same patient ID Re-attending within 3 months - Adults	141	1,581	8.9%	14.9%	16.1%
% of FP17s for the same patient ID Re-attending between 3 & 9 months - Children	174	352	49.4%	58.4%	58.9%
% of FP17s for the same patient ID Re-attending between 3 & 9 months - Adults	846	1,581	53.5%	55.1%	55.2%
% of FP17s for Band 1 Urgent Courses	150	1,792	8.4%	9.2%	9.0%
% of FP17s Relating to Free Repair or Replacements	16	1,792	0.9%	0.8%	0.7%
% of FP17s Relating to Continuations	3	1,792	0.2%	0.7%	0.8%
% of Patients satisfied with the dentistry they have received	7	7	N/A	91.6%	91.9%
% of Patients satisfied with the time they had to wait for an appointment	7	7	N/A	87.9%	87.9%

\* This is based on patients treated on this contract for their most recent course of treatment. Figures in italics indicate the base number of FP17s or Patient Questionnaire responses are less than 100. N/A is shown where the base number of responses is less than 10 during the period. % is calculated as Quantity/Base number\*100

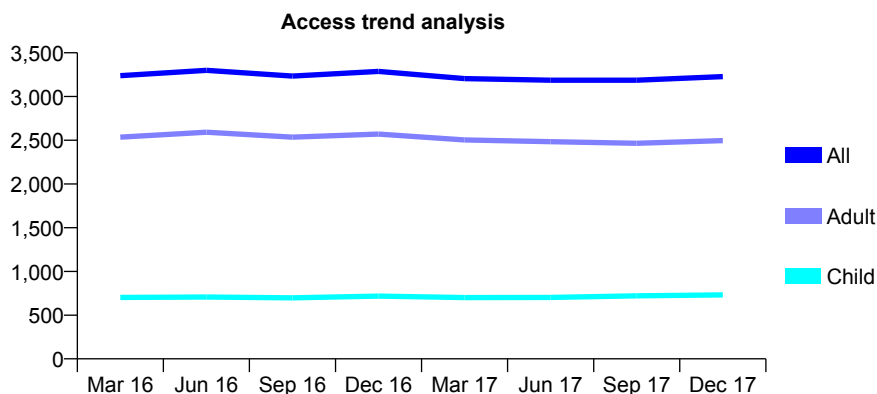
## 7A6 - Vital Signs At a Glance Contract Report for 680400/0001 - December 2017

Name or company name	MR MA GLADSON
Contract type name	GDS Contract
Purpose of contract	General
Contract start date	01/04/2006
Contract end date	

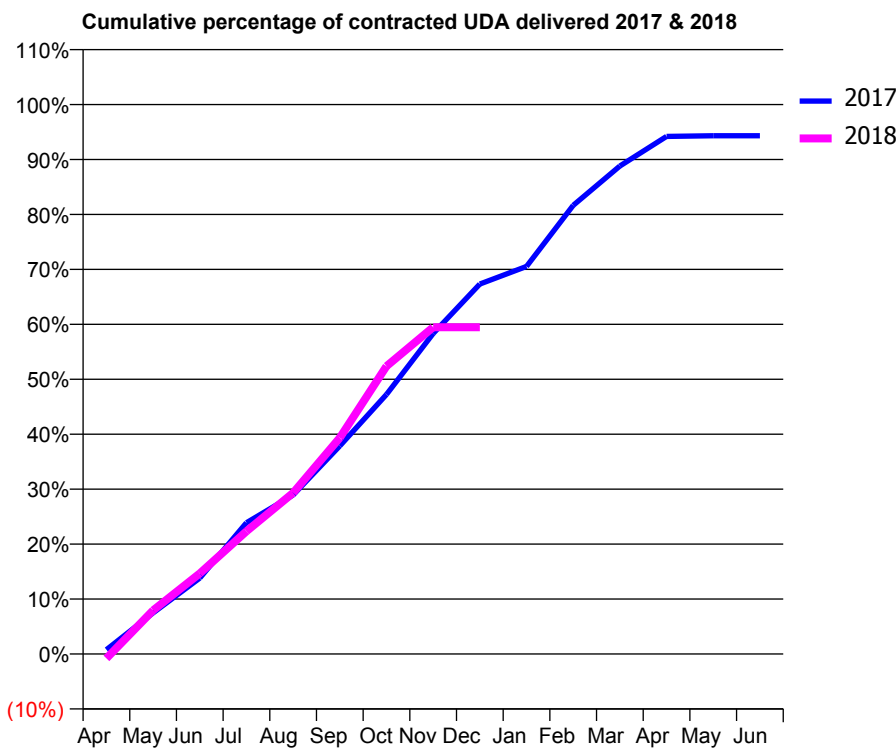
17/18 Contracted general activity (UDA)	7,920
Carry forward general activity (UDA)	304
17/18 Contracted orthodontic activity (UOA)	0
Carry forward orthodontic activity (UOA)	0
Baseline contract value	£243,516.60

### ACCESS\*

Patients seen in 24 months	Total	Change since previous quarter
Quarter ending December 2016	3,287	
Quarter ending March 2017	3,205	↓
Quarter ending June 2017	3,186	→
Quarter ending September 2017	3,186	→
Quarter ending December 2017	3,228	→
<b>Variance since December 2016</b>	<b>(1.8%)</b>	<b>↓</b>



### ACTIVITY



Month	Adjusted Scheduled Activity (UDA)	
	2017	2018
April	63	-65
May	594	629
June	1,095	1,162
July	1,892	1,768
August	2,291	2,323
September	2,999	3,116
October	3,741	4,149
November	4,620	4,710
December	5,333	4,710
January	5,586	
February	6,467	
March	7,033	
April	7,461	
May	7,469	
June	7,469	

### QUALITY

	Quantity	Base Number	Contract	LHB	Wales
% of FP17s for the same patient ID Re-attending within 3 months - Children	42	524	8.0%	8.5%	11.0%
% of FP17s for the same patient ID Re-attending within 3 months - Adults	385	1,982	19.4%	14.9%	16.1%
% of FP17s for the same patient ID Re-attending between 3 & 9 months - Children	124	524	23.7%	58.4%	58.9%
% of FP17s for the same patient ID Re-attending between 3 & 9 months - Adults	503	1,982	25.4%	55.1%	55.2%
% of FP17s for Band 1 Urgent Courses	514	2,245	22.9%	9.2%	9.0%
% of FP17s Relating to Free Repair or Replacements	46	2,245	2.0%	0.8%	0.7%
% of FP17s Relating to Continuations	56	2,245	2.5%	0.7%	0.8%
% of Patients satisfied with the dentistry they have received	19	20	95.0%	91.6%	91.9%
% of Patients satisfied with the time they had to wait for an appointment	20	20	100.0%	87.9%	87.9%

\* This is based on patients treated on this contract for their most recent course of treatment. Figures in italics indicate the base number of FP17s or Patient Questionnaire responses are less than 100. N/A is shown where the base number of responses is less than 10 during the period. % is calculated as Quantity/Base number\*100



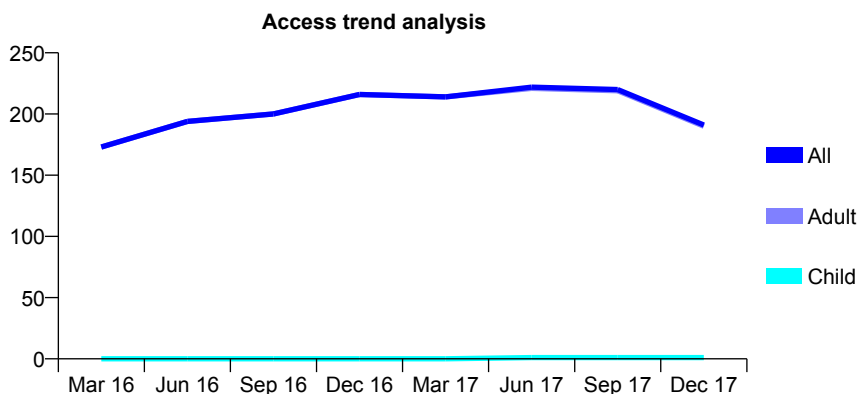
## 7A6 - Vital Signs At a Glance Contract Report for 680400/0002 - December 2017

Name or company name	MR MA GLADSON
Contract type name	PDS Contract
Purpose of contract	General
Contract start date	01/06/2007
Contract end date	31/03/2020

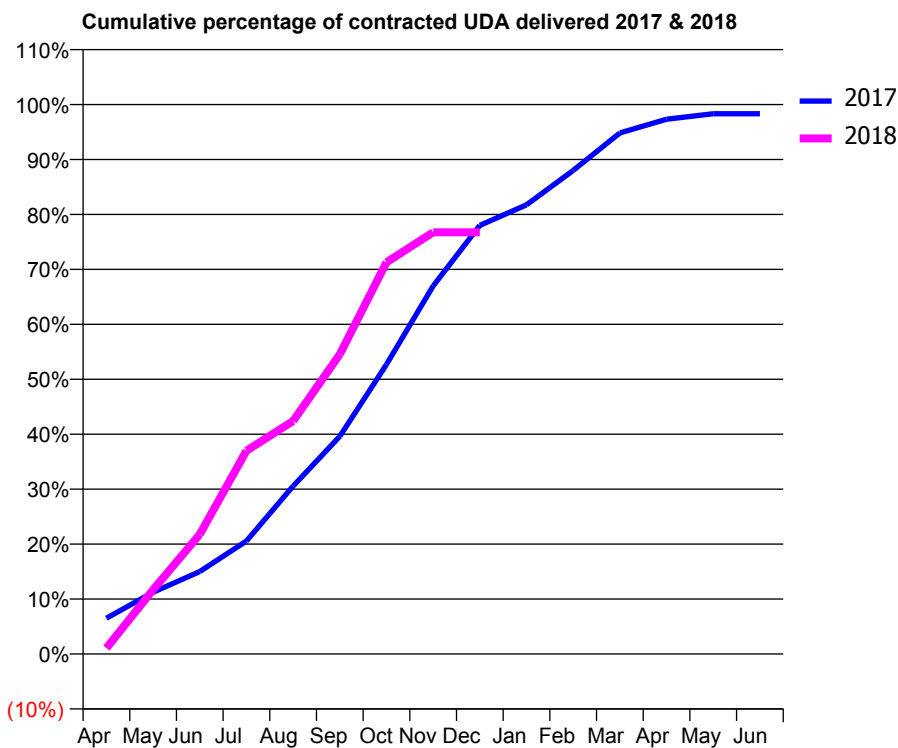
17/18 Contracted general activity (UDA)	480
Carry forward general activity (UDA)	0
17/18 Contracted orthodontic activity (UOA)	0
Carry forward orthodontic activity (UOA)	0
Baseline contract value	£14,220.33

### ACCESS\*

Patients seen in 24 months	Total	Change since previous quarter
Quarter ending December 2016	216	
Quarter ending March 2017	214	→
Quarter ending June 2017	222	↑
Quarter ending September 2017	220	→
Quarter ending December 2017	191	↓
<b>Variance since December 2016</b>	<b>(11.6%)</b>	<b>↓</b>



### ACTIVITY



Month	Adjusted Scheduled Activity (UDA)	
	2017	2018
April	47	5
May	81	56
June	108	105
July	148	178
August	220	204
September	285	262
October	379	342
November	482	368
December	562	368
January	589	
February	634	
March	683	
April	701	
May	708	
June	708	

### QUALITY

	Quantity	Base Number	Contract	LHB	Wales
% of FP17s for the same patient ID Re-attending within 3 months - Children	0	1	0.0%	8.5%	11.0%
% of FP17s for the same patient ID Re-attending within 3 months - Adults	5	104	4.8%	14.9%	16.1%
% of FP17s for the same patient ID Re-attending between 3 & 9 months - Children	0	1	0.0%	58.4%	58.9%
% of FP17s for the same patient ID Re-attending between 3 & 9 months - Adults	13	104	12.5%	55.1%	55.2%
% of FP17s for Band 1 Urgent Courses	7	93	7.5%	9.2%	9.0%
% of FP17s Relating to Free Repair or Replacements	0	93	0.0%	0.8%	0.7%
% of FP17s Relating to Continuations	0	93	0.0%	0.7%	0.8%
% of Patients satisfied with the dentistry they have received	0	0	N/A	91.6%	91.9%
% of Patients satisfied with the time they had to wait for an appointment	0	0	N/A	87.9%	87.9%

\* This is based on patients treated on this contract for their most recent course of treatment. Figures in italics indicate the base number of FP17s or Patient Questionnaire responses are less than 100. N/A is shown where the base number of responses is less than 10 during the period. % is calculated as Quantity/Base number\*100

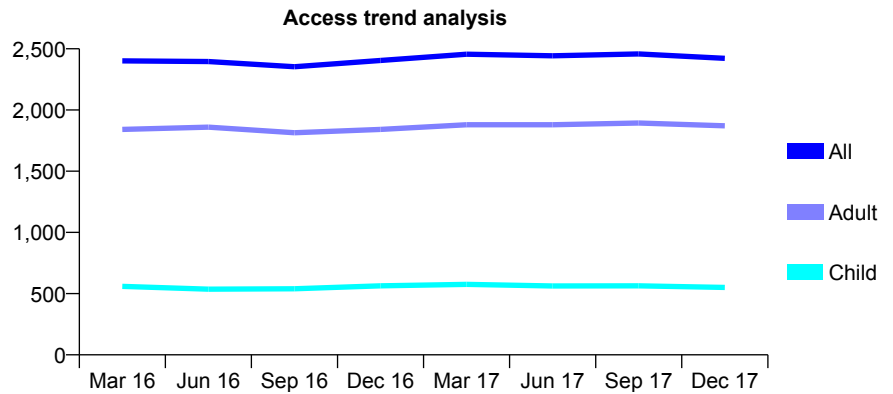
## 7A6 - Vital Signs At a Glance Contract Report for 729604/0001 - December 2017

Name or company name	MR RE COLLINS
Contract type name	GDS Contract
Purpose of contract	General
Contract start date	01/04/2006
Contract end date	

17/18 Contracted general activity (UDA)	6,819
Carry forward general activity (UDA)	-286
17/18 Contracted orthodontic activity (UOA)	0
Carry forward orthodontic activity (UOA)	0
Baseline contract value	£170,105.16

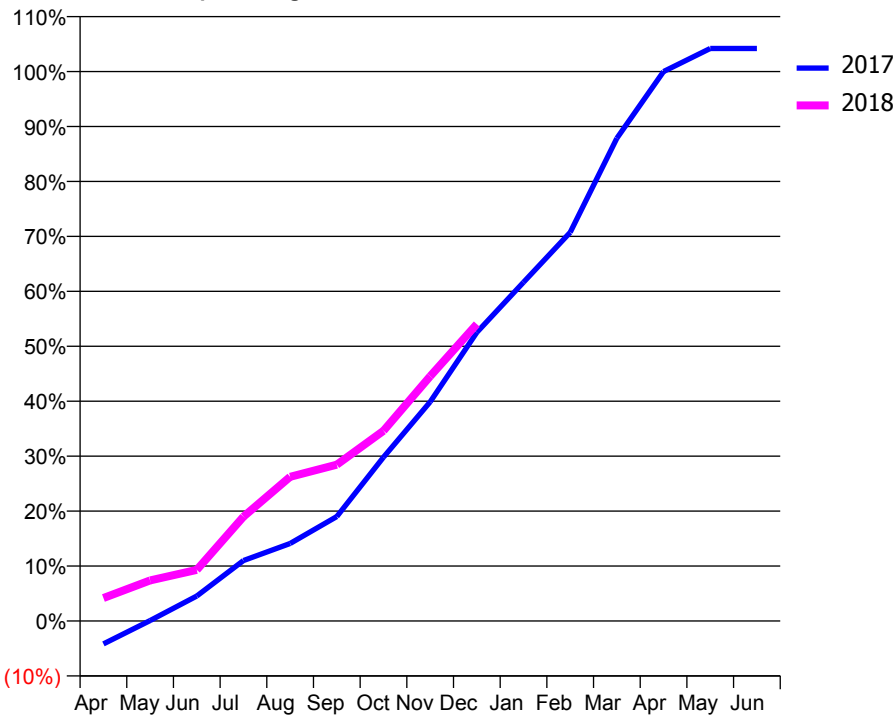
### ACCESS\*

Patients seen in 24 months	Total	Change since previous quarter
Quarter ending December 2016	2,405	
Quarter ending March 2017	2,456	↑
Quarter ending June 2017	2,443	→
Quarter ending September 2017	2,458	→
Quarter ending December 2017	2,422	↓
<b>Variance since December 2016</b>	<b>0.7%</b>	<b>→</b>



### ACTIVITY

Cumulative percentage of contracted UDA delivered 2017 & 2018



Month	Adjusted Scheduled Activity (UDA)	
	2017	2018
April	-286	286
May	5	503
June	310	635
July	750	1,295
August	963	1,790
September	1,296	1,941
October	2,033	2,361
November	2,720	3,038
December	3,581	3,684
January	4,204	
February	4,822	
March	5,991	
April	6,818	
May	7,105	
June	7,105	

### QUALITY

	Quantity	Base Number	Contract	LHB	Wales
% of FP17s for the same patient ID Re-attending within 3 months - Children	11	342	3.2%	8.5%	11.0%
% of FP17s for the same patient ID Re-attending within 3 months - Adults	51	1,216	4.2%	14.9%	16.1%
% of FP17s for the same patient ID Re-attending between 3 & 9 months - Children	78	342	22.8%	58.4%	58.9%
% of FP17s for the same patient ID Re-attending between 3 & 9 months - Adults	413	1,216	34.0%	55.1%	55.2%
% of FP17s for Band 1 Urgent Courses	2	1,218	0.2%	9.2%	9.0%
% of FP17s Relating to Free Repair or Replacements	8	1,218	0.7%	0.8%	0.7%
% of FP17s Relating to Continuations	1	1,218	0.1%	0.7%	0.8%
% of Patients satisfied with the dentistry they have received	4	4	N/A	91.6%	91.9%
% of Patients satisfied with the time they had to wait for an appointment	3	4	N/A	87.9%	87.9%

\* This is based on patients treated on this contract for their most recent course of treatment. Figures in italics indicate the base number of FP17s or Patient Questionnaire responses are less than 100. N/A is shown where the base number of responses is less than 10 during the period. % is calculated as Quantity/Base number\*100

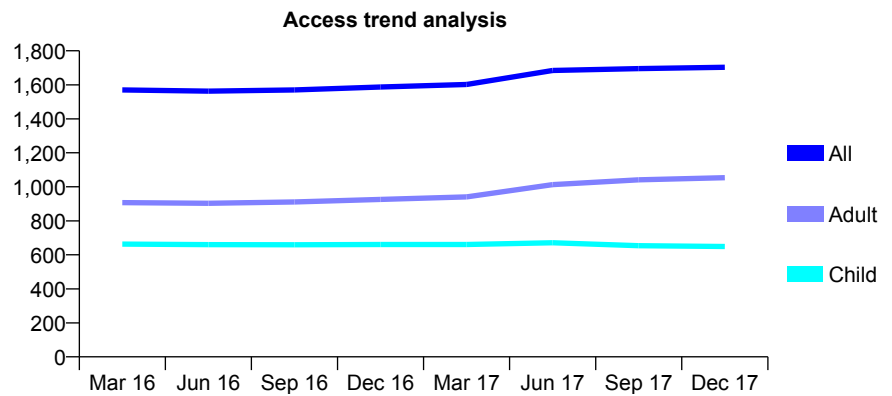
## 7A6 - Vital Signs At a Glance Contract Report for 738239/0001 - December 2017

Name or company name	Angel Way Dental Care
Contract type name	GDS Contract
Purpose of contract	General
Contract start date	01/04/2006
Contract end date	

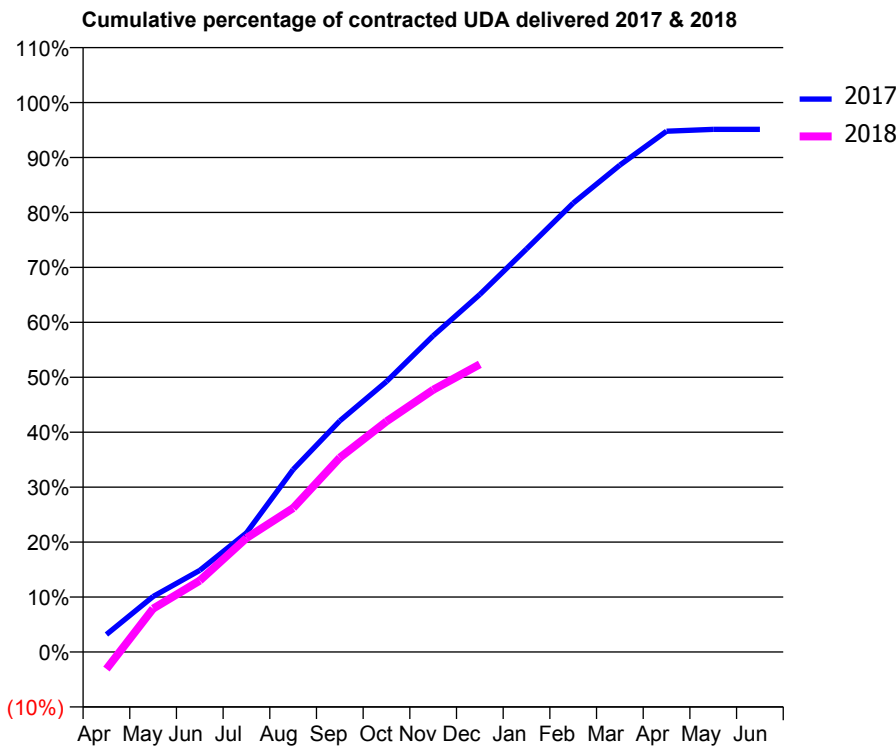
17/18 Contracted general activity (UDA)	6,374
Carry forward general activity (UDA)	312
17/18 Contracted orthodontic activity (UOA)	0
Carry forward orthodontic activity (UOA)	0
Baseline contract value	£187,684.84

### ACCESS\*

Patients seen in 24 months	Total	Change since previous quarter
Quarter ending December 2016	1,587	
Quarter ending March 2017	1,602	→
Quarter ending June 2017	1,684	↑
Quarter ending September 2017	1,695	→
Quarter ending December 2017	1,703	→
<b>Variance since December 2016</b>	<b>7.3%</b>	<b>↑</b>



### ACTIVITY



Month	Adjusted Scheduled Activity (UDA)	
	2017	2018
April	203	-199
May	645	504
June	947	829
July	1,382	1,322
August	2,116	1,669
September	2,681	2,254
October	3,138	2,675
November	3,668	3,041
December	4,148	3,337
January	4,674	
February	5,207	
March	5,648	
April	6,041	
May	6,063	
June	6,062	

### QUALITY

	Quantity	Base Number	Contract	LHB	Wales
% of FP17s for the same patient ID Re-attending within 3 months - Children	42	678	6.2%	8.5%	11.0%
% of FP17s for the same patient ID Re-attending within 3 months - Adults	132	975	13.5%	14.9%	16.1%
% of FP17s for the same patient ID Re-attending between 3 & 9 months - Children	333	678	49.1%	58.4%	58.9%
% of FP17s for the same patient ID Re-attending between 3 & 9 months - Adults	394	975	40.4%	55.1%	55.2%
% of FP17s for Band 1 Urgent Courses	24	1,481	1.6%	9.2%	9.0%
% of FP17s Relating to Free Repair or Replacements	6	1,481	0.4%	0.8%	0.7%
% of FP17s Relating to Continuations	8	1,481	0.5%	0.7%	0.8%
% of Patients satisfied with the dentistry they have received	5	6	N/A	91.6%	91.9%
% of Patients satisfied with the time they had to wait for an appointment	6	6	N/A	87.9%	87.9%

\* This is based on patients treated on this contract for their most recent course of treatment. Figures in italics indicate the base number of FP17s or Patient Questionnaire responses are less than 100. N/A is shown where the base number of responses is less than 10 during the period. % is calculated as Quantity/Base number\*100

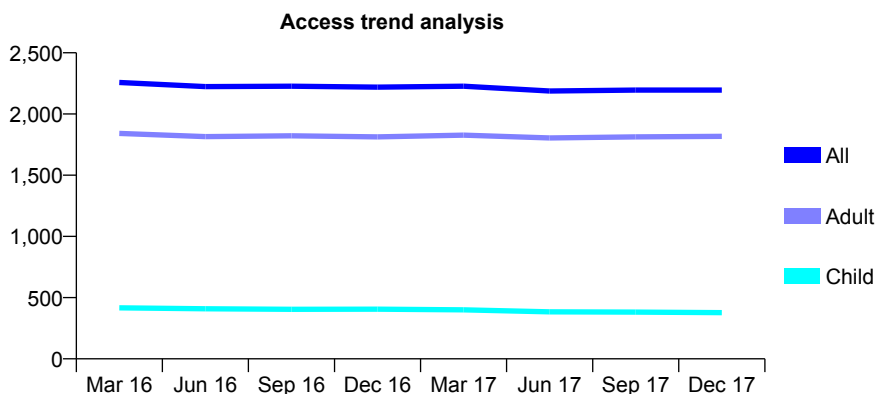
## 7A6 - Vital Signs At a Glance Contract Report for 742481/0001 - December 2017

Name or company name	MISS J WOODWARD
Contract type name	GDS Contract
Purpose of contract	General
Contract start date	01/04/2006
Contract end date	

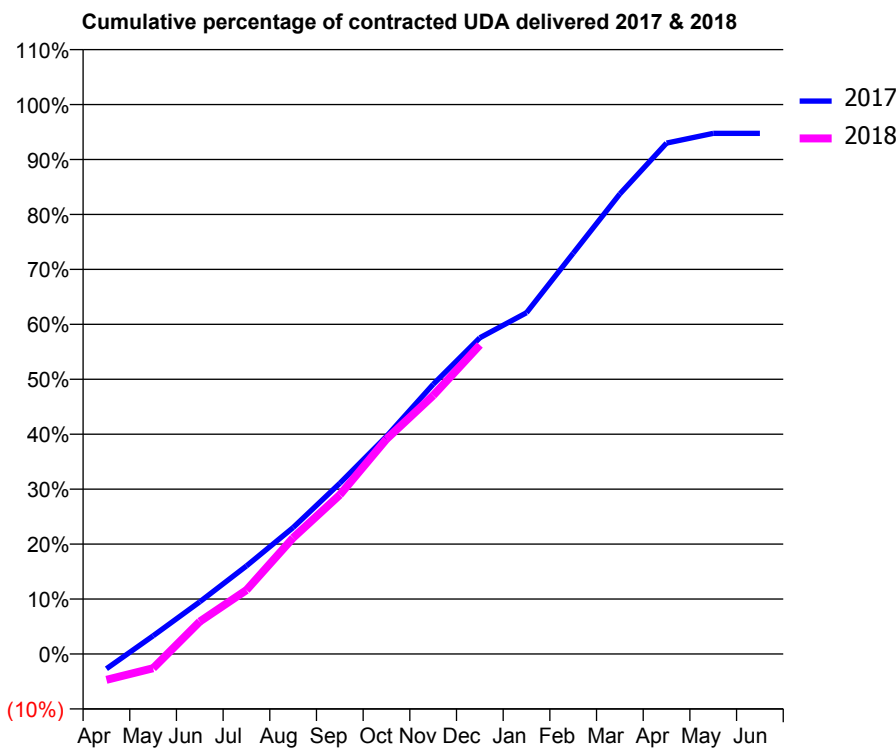
17/18 Contracted general activity (UDA)	6,911
Carry forward general activity (UDA)	362
17/18 Contracted orthodontic activity (UOA)	0
Carry forward orthodontic activity (UOA)	0
Baseline contract value	£145,908.88

### ACCESS\*

Patients seen in 24 months	Total	Change since previous quarter
Quarter ending December 2016	2,219	
Quarter ending March 2017	2,227	→
Quarter ending June 2017	2,188	↓
Quarter ending September 2017	2,195	→
Quarter ending December 2017	2,195	→
<b>Variance since December 2016</b>	<b>(1.1%)</b>	<b>↓</b>



### ACTIVITY



Month	Adjusted Scheduled Activity (UDA)	
	2017	2018
April	-186	-326
May	229	-180
June	657	408
July	1,108	805
August	1,591	1,462
September	2,148	2,002
October	2,738	2,703
November	3,392	3,251
December	3,976	3,886
January	4,293	
February	5,040	
March	5,787	
April	6,425	
May	6,548	
June	6,549	

### QUALITY

	Quantity	Base Number	Contract	LHB	Wales
% of FP17s for the same patient ID Re-attending within 3 months - Children	32	435	7.4%	8.5%	11.0%
% of FP17s for the same patient ID Re-attending within 3 months - Adults	271	1,750	15.5%	14.9%	16.1%
% of FP17s for the same patient ID Re-attending between 3 & 9 months - Children	290	435	66.7%	58.4%	58.9%
% of FP17s for the same patient ID Re-attending between 3 & 9 months - Adults	645	1,750	36.9%	55.1%	55.2%
% of FP17s for Band 1 Urgent Courses	126	1,882	6.7%	9.2%	9.0%
% of FP17s Relating to Free Repair or Replacements	18	1,882	1.0%	0.8%	0.7%
% of FP17s Relating to Continuations	42	1,882	2.2%	0.7%	0.8%
% of Patients satisfied with the dentistry they have received	10	12	83.3%	91.6%	91.9%
% of Patients satisfied with the time they had to wait for an appointment	9	12	75.0%	87.9%	87.9%

\* This is based on patients treated on this contract for their most recent course of treatment. Figures in italics indicate the base number of FP17s or Patient Questionnaire responses are less than 100. N/A is shown where the base number of responses is less than 10 during the period. % is calculated as Quantity/Base number\*100

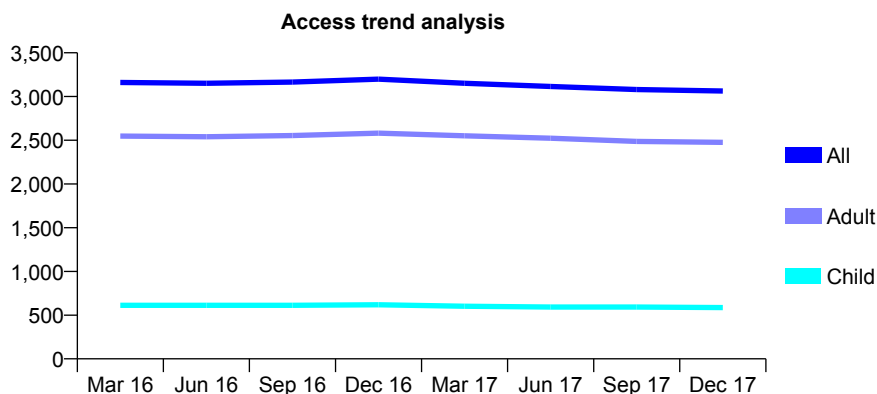
## 7A6 - Vital Signs At a Glance Contract Report for 767077/0001 - December 2017

Name or company name	MISS N MAHMOOD
Contract type name	GDS Contract
Purpose of contract	General
Contract start date	01/04/2006
Contract end date	

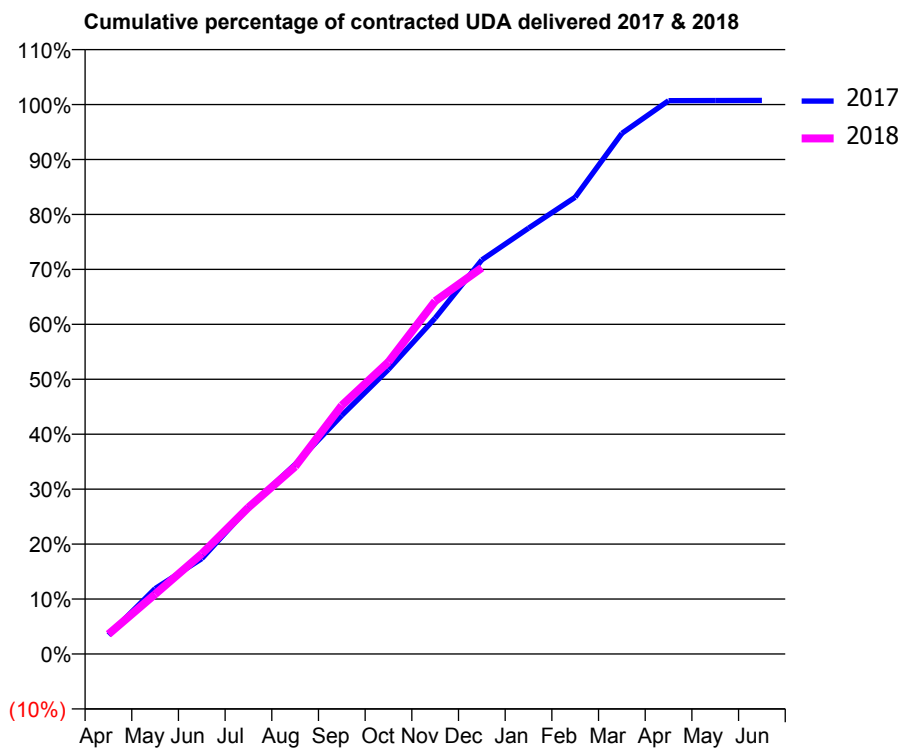
17/18 Contracted general activity (UDA)	10,435
Carry forward general activity (UDA)	-79
17/18 Contracted orthodontic activity (UOA)	0
Carry forward orthodontic activity (UOA)	0
Baseline contract value	£247,588.46

### ACCESS\*

Patients seen in 24 months	Total	Change since previous quarter
Quarter ending December 2016	3,199	
Quarter ending March 2017	3,152	↓
Quarter ending June 2017	3,115	↓
Quarter ending September 2017	3,080	↓
Quarter ending December 2017	3,063	→
<b>Variance since December 2016</b>	<b>(4.3%)</b>	<b>↓</b>



### ACTIVITY



Month	Adjusted Scheduled Activity (UDA)	
	2017	2018
April	360	375
May	1,242	1,137
June	1,811	1,902
July	2,780	2,784
August	3,603	3,558
September	4,531	4,721
October	5,404	5,548
November	6,380	6,701
December	7,484	7,335
January	8,086	
February	8,674	
March	9,888	
April	10,509	
May	10,511	
June	10,514	

### QUALITY

	Quantity	Base Number	Contract	LHB	Wales
% of FP17s for the same patient ID Re-attending within 3 months - Children	24	712	3.4%	8.5%	11.0%
% of FP17s for the same patient ID Re-attending within 3 months - Adults	283	3,056	9.3%	14.9%	16.1%
% of FP17s for the same patient ID Re-attending between 3 & 9 months - Children	536	712	75.3%	58.4%	58.9%
% of FP17s for the same patient ID Re-attending between 3 & 9 months - Adults	2,117	3,056	69.3%	55.1%	55.2%
% of FP17s for Band 1 Urgent Courses	194	3,529	5.5%	9.2%	9.0%
% of FP17s Relating to Free Repair or Replacements	19	3,529	0.5%	0.8%	0.7%
% of FP17s Relating to Continuations	20	3,529	0.6%	0.7%	0.8%
% of Patients satisfied with the dentistry they have received	12	13	92.3%	91.6%	91.9%
% of Patients satisfied with the time they had to wait for an appointment	12	13	92.3%	87.9%	87.9%

\* This is based on patients treated on this contract for their most recent course of treatment. Figures in italics indicate the base number of FP17s or Patient Questionnaire responses are less than 100. N/A is shown where the base number of responses is less than 10 during the period. % is calculated as Quantity/Base number\*100

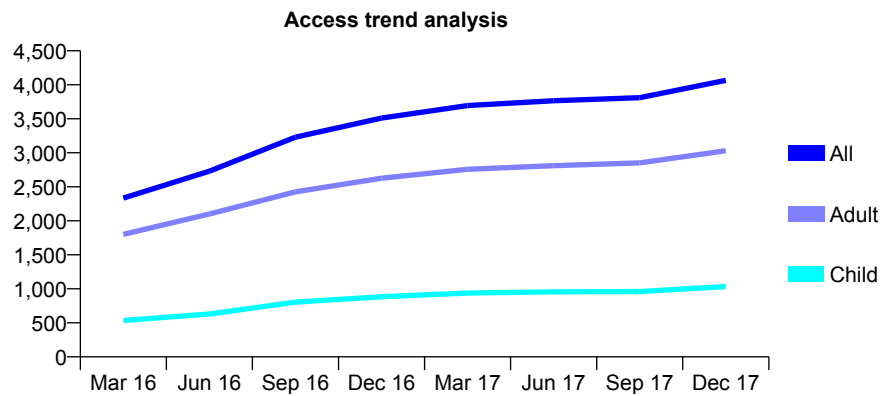
## 7A6 - Vital Signs At a Glance Contract Report for 782572/0001 - December 2017

Name or company name	MR JD COOK
Contract type name	GDS Contract
Purpose of contract	General
Contract start date	01/08/2010
Contract end date	

17/18 Contracted general activity (UDA)	13,868
Carry forward general activity (UDA)	-693
17/18 Contracted orthodontic activity (UOA)	0
Carry forward orthodontic activity (UOA)	0
Baseline contract value	£299,062.74

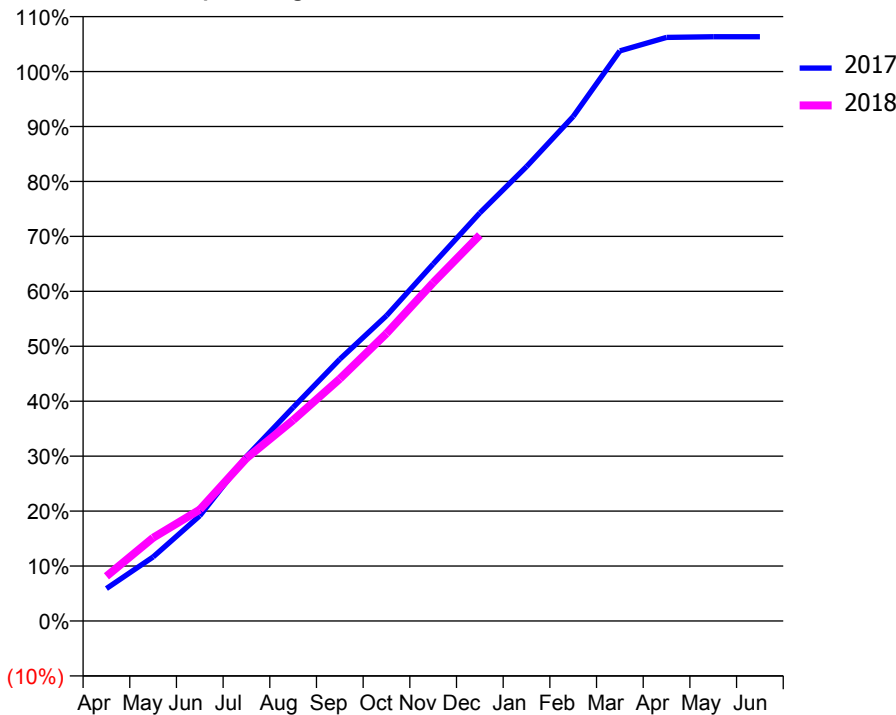
### ACCESS\*

Patients seen in 24 months	Total	Change since previous quarter
Quarter ending December 2016	3,511	
Quarter ending March 2017	3,696	↑
Quarter ending June 2017	3,765	→
Quarter ending September 2017	3,811	→
Quarter ending December 2017	4,065	↑
<b>Variance since December 2016</b>	<b>15.8%</b>	<b>↑</b>



### ACTIVITY

Cumulative percentage of contracted UDA delivered 2017 & 2018



Month	Adjusted Scheduled Activity (UDA)	
	2017	2018
April	820	1,128
May	1,616	2,101
June	2,656	2,811
July	4,152	4,107
August	5,389	5,070
September	6,607	6,114
October	7,705	7,257
November	9,012	8,541
December	10,301	9,742
January	11,467	
February	12,734	
March	14,387	
April	14,728	
May	14,744	
June	14,744	

### QUALITY

	Quantity	Base Number	Contract	LHB	Wales
% of FP17s for the same patient ID Re-attending within 3 months - Children	116	1,315	8.8%	8.5%	11.0%
% of FP17s for the same patient ID Re-attending within 3 months - Adults	475	3,567	13.3%	14.9%	16.1%
% of FP17s for the same patient ID Re-attending between 3 & 9 months - Children	856	1,315	65.1%	58.4%	58.9%
% of FP17s for the same patient ID Re-attending between 3 & 9 months - Adults	2,069	3,567	58.0%	55.1%	55.2%
% of FP17s for Band 1 Urgent Courses	475	4,731	10.0%	9.2%	9.0%
% of FP17s Relating to Free Repair or Replacements	25	4,731	0.5%	0.8%	0.7%
% of FP17s Relating to Continuations	26	4,731	0.5%	0.7%	0.8%
% of Patients satisfied with the dentistry they have received	20	20	100.0%	91.6%	91.9%
% of Patients satisfied with the time they had to wait for an appointment	20	20	100.0%	87.9%	87.9%

\* This is based on patients treated on this contract for their most recent course of treatment. Figures in italics indicate the base number of FP17s or Patient Questionnaire responses are less than 100. N/A is shown where the base number of responses is less than 10 during the period. % is calculated as Quantity/Base number\*100

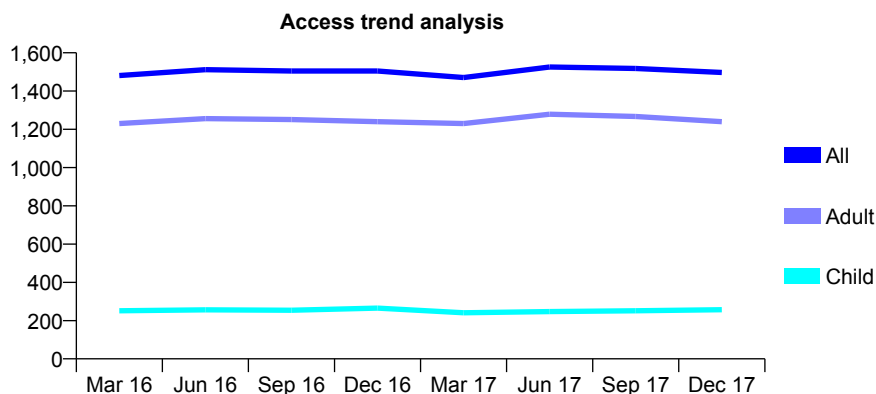
## 7A6 - Vital Signs At a Glance Contract Report for 801933/0002 - December 2017

Name or company name	MR LH RICH
Contract type name	GDS Contract
Purpose of contract	General
Contract start date	06/05/2013
Contract end date	

17/18 Contracted general activity (UDA)	4,550
Carry forward general activity (UDA)	228
17/18 Contracted orthodontic activity (UOA)	0
Carry forward orthodontic activity (UOA)	0
Baseline contract value	£99,960.17

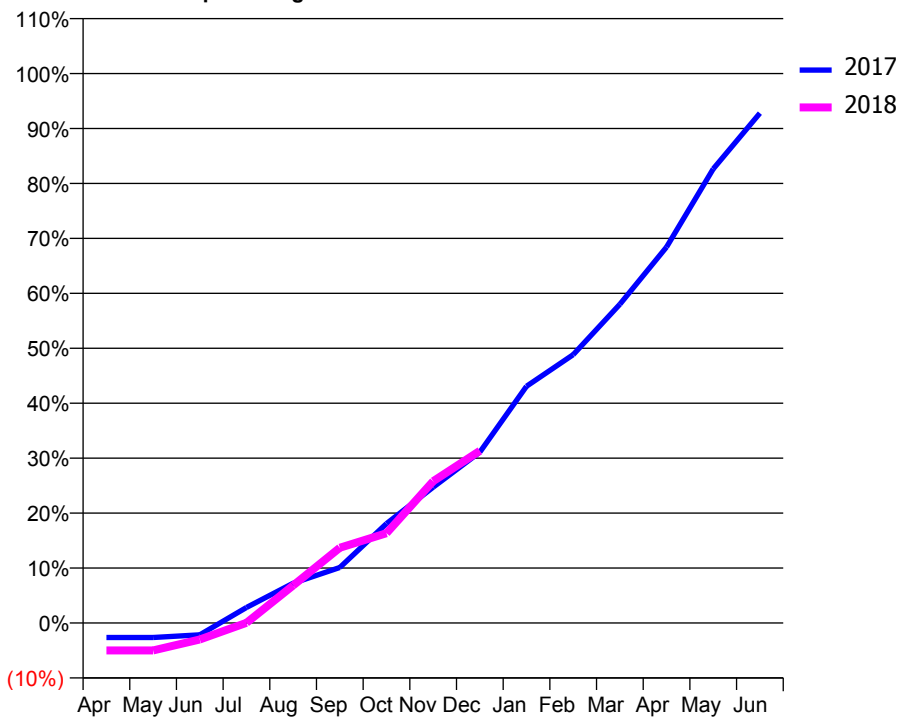
### ACCESS\*

Patients seen in 24 months	Total	Change since previous quarter
Quarter ending December 2016	1,505	
Quarter ending March 2017	1,471	↓
Quarter ending June 2017	1,526	↑
Quarter ending September 2017	1,518	→
Quarter ending December 2017	1,497	↓
<b>Variance since December 2016</b>	<b>(0.5%)</b>	→



### ACTIVITY

Cumulative percentage of contracted UDA delivered 2017 & 2018



Month	Adjusted Scheduled Activity (UDA)	
	2017	2018
April	-121	-228
May	-121	-228
June	-99	-137
July	128	2
August	329	311
September	460	623
October	824	744
November	1,125	1,174
December	1,415	1,426
January	1,961	
February	2,223	
March	2,640	
April	3,113	
May	3,760	
June	4,222	

### QUALITY

	Quantity	Base Number	Contract	LHB	Wales
% of FP17s for the same patient ID Re-attending within 3 months - Children	7	198	3.5%	8.5%	11.0%
% of FP17s for the same patient ID Re-attending within 3 months - Adults	114	1,052	10.8%	14.9%	16.1%
% of FP17s for the same patient ID Re-attending between 3 & 9 months - Children	61	198	30.8%	58.4%	58.9%
% of FP17s for the same patient ID Re-attending between 3 & 9 months - Adults	421	1,052	40.0%	55.1%	55.2%
% of FP17s for Band 1 Urgent Courses	0	715	0.0%	9.2%	9.0%
% of FP17s Relating to Free Repair or Replacements	11	715	1.5%	0.8%	0.7%
% of FP17s Relating to Continuations	0	715	0.0%	0.7%	0.8%
% of Patients satisfied with the dentistry they have received	8	9	N/A	91.6%	91.9%
% of Patients satisfied with the time they had to wait for an appointment	7	9	N/A	87.9%	87.9%

\* This is based on patients treated on this contract for their most recent course of treatment. Figures in italics indicate the base number of FP17s or Patient Questionnaire responses are less than 100. N/A is shown where the base number of responses is less than 10 during the period. % is calculated as Quantity/Base number\*100

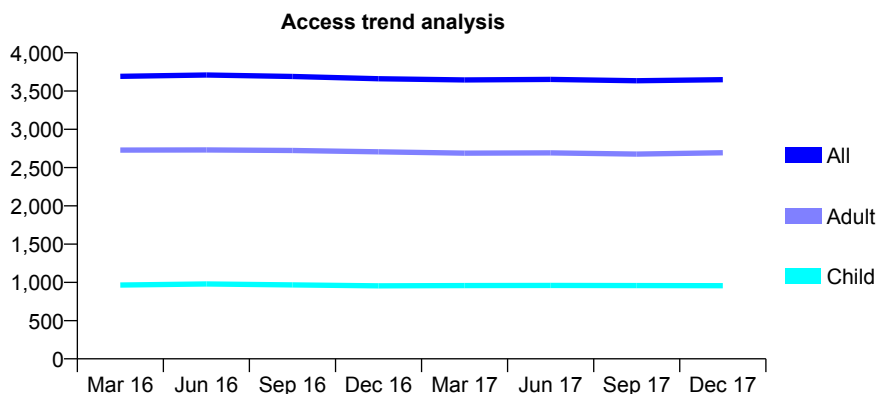
## 7A6 - Vital Signs At a Glance Contract Report for 919896/0001 - December 2017

Name or company name	MR DW EDWARDS
Contract type name	GDS Contract
Purpose of contract	General
Contract start date	01/04/2006
Contract end date	

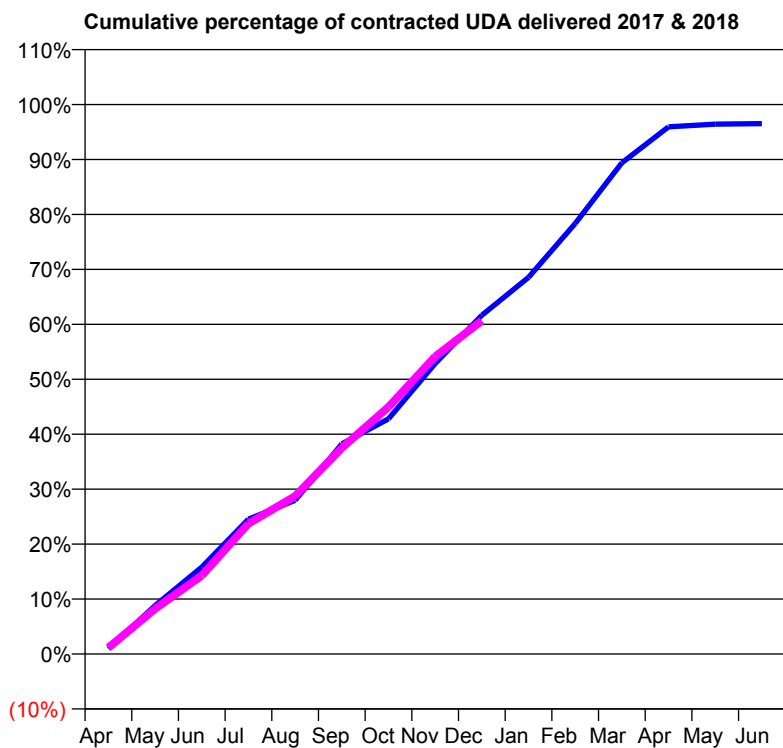
17/18 Contracted general activity (UDA)	11,339
Carry forward general activity (UDA)	0
17/18 Contracted orthodontic activity (UOA)	0
Carry forward orthodontic activity (UOA)	0
Baseline contract value	£261,249.02

### ACCESS\*

Patients seen in 24 months	Total	Change since previous quarter
Quarter ending December 2016	3,661	
Quarter ending March 2017	3,646	→
Quarter ending June 2017	3,652	→
Quarter ending September 2017	3,634	→
Quarter ending December 2017	3,649	→
<b>Variance since December 2016</b>	<b>(0.3%)</b>	<b>→</b>



### ACTIVITY



Month	Adjusted Scheduled Activity (UDA)	
	2017	2018
April	110	132
May	1,001	934
June	1,794	1,620
July	2,782	2,691
August	3,172	3,257
September	4,336	4,252
October	4,854	5,097
November	5,995	6,137
December	6,990	6,879
January	7,772	
February	8,883	
March	10,136	
April	10,879	
May	10,933	
June	10,945	

### QUALITY

	Quantity	Base Number	Contract	LHB	Wales
% of FP17s for the same patient ID Re-attending within 3 months - Children	71	1,203	5.9%	8.5%	11.0%
% of FP17s for the same patient ID Re-attending within 3 months - Adults	370	3,120	11.9%	14.9%	16.1%
% of FP17s for the same patient ID Re-attending between 3 & 9 months - Children	833	1,203	69.2%	58.4%	58.9%
% of FP17s for the same patient ID Re-attending between 3 & 9 months - Adults	1,755	3,120	56.3%	55.1%	55.2%
% of FP17s for Band 1 Urgent Courses	253	3,952	6.4%	9.2%	9.0%
% of FP17s Relating to Free Repair or Replacements	20	3,952	0.5%	0.8%	0.7%
% of FP17s Relating to Continuations	53	3,952	1.3%	0.7%	0.8%
% of Patients satisfied with the dentistry they have received	12	12	100.0%	91.6%	91.9%
% of Patients satisfied with the time they had to wait for an appointment	11	12	91.7%	87.9%	87.9%

\* This is based on patients treated on this contract for their most recent course of treatment. Figures in italics indicate the base number of FP17s or Patient Questionnaire responses are less than 100. N/A is shown where the base number of responses is less than 10 during the period. % is calculated as Quantity/Base number\*100



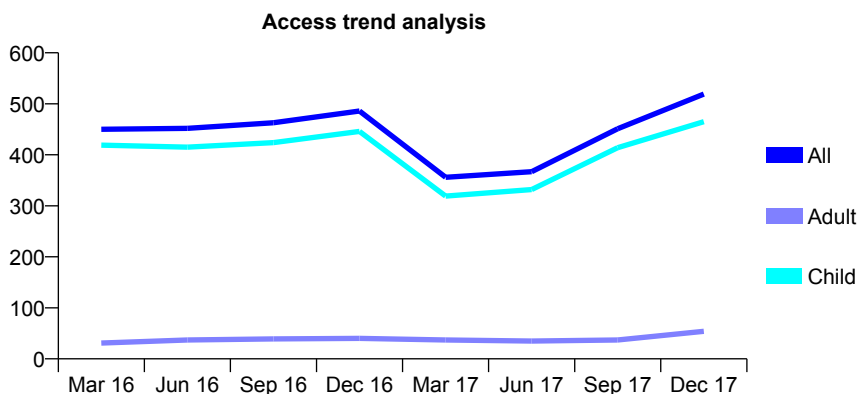
## 7A6 - Vital Signs At a Glance Contract Report for 929018/0001 - December 2017

Name or company name	Skyrunner Limited
Contract type name	GDS Contract
Purpose of contract	General
Contract start date	01/04/2006
Contract end date	

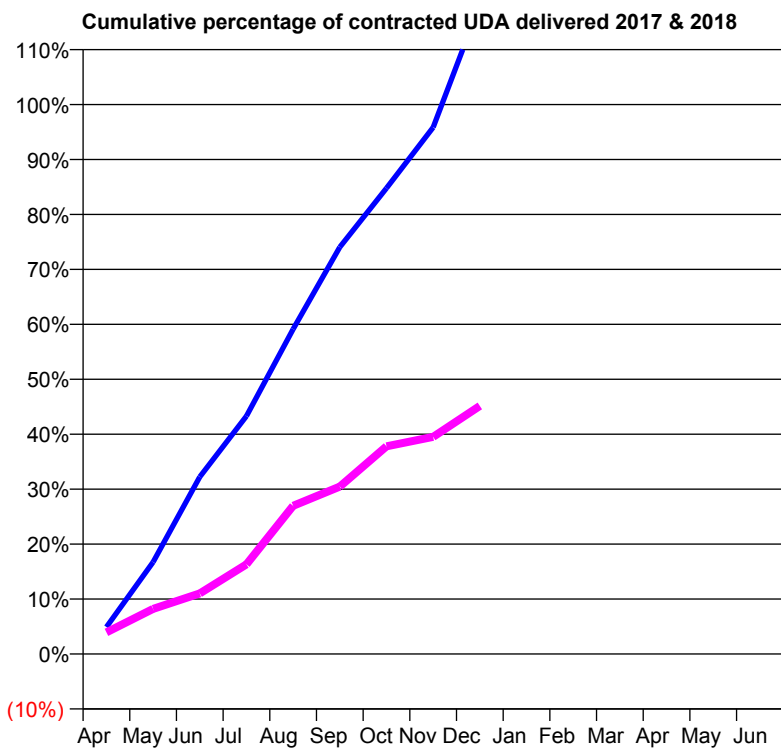
17/18 Contracted general activity (UDA)	1,569
Carry forward general activity (UDA)	-29
17/18 Contracted orthodontic activity (UOA)	0
Carry forward orthodontic activity (UOA)	0
Baseline contract value	£44,931.89

### ACCESS\*

Patients seen in 24 months	Total	Change since previous quarter
Quarter ending December 2016	486	
Quarter ending March 2017	356	↓
Quarter ending June 2017	367	↑
Quarter ending September 2017	451	↑
Quarter ending December 2017	519	↑
<b>Variance since December 2016</b>	<b>6.8%</b>	<b>↑</b>



### ACTIVITY



Month	Adjusted Scheduled Activity (UDA)	
	2017	2018
April	28	62
May	95	129
June	183	173
July	246	256
August	336	423
September	421	478
October	482	593
November	545	620
December	672	708
January	764	
February	769	
March	776	
April	777	
May	778	
June	778	

### QUALITY

	Quantity	Base Number	Contract	LHB	Wales
% of FP17s for the same patient ID Re-attending within 3 months - Children	25	516	4.8%	8.5%	11.0%
% of FP17s for the same patient ID Re-attending within 3 months - Adults	1	22	4.5%	14.9%	16.1%
% of FP17s for the same patient ID Re-attending between 3 & 9 months - Children	232	516	45.0%	58.4%	58.9%
% of FP17s for the same patient ID Re-attending between 3 & 9 months - Adults	10	22	45.5%	55.1%	55.2%
% of FP17s for Band 1 Urgent Courses	2	536	0.4%	9.2%	9.0%
% of FP17s Relating to Free Repair or Replacements	0	536	0.0%	0.8%	0.7%
% of FP17s Relating to Continuations	0	536	0.0%	0.7%	0.8%
% of Patients satisfied with the dentistry they have received	0	0	N/A	91.6%	91.9%
% of Patients satisfied with the time they had to wait for an appointment	0	0	N/A	87.9%	87.9%

\* This is based on patients treated on this contract for their most recent course of treatment. Figures in italics indicate the base number of FP17s or Patient Questionnaire responses are less than 100. N/A is shown where the base number of responses is less than 10 during the period. % is calculated as Quantity/Base number\*100

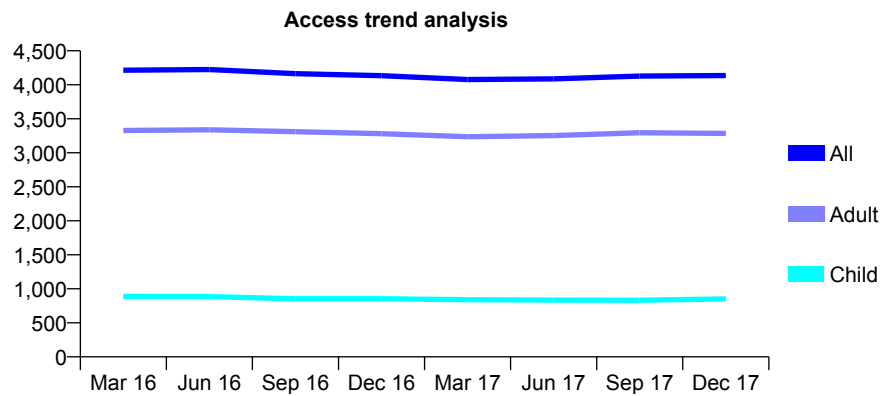
## 7A6 - Vital Signs At a Glance Contract Report for 952346/0001 - December 2017

Name or company name	MISS MH STANTON
Contract type name	GDS Contract
Purpose of contract	General
Contract start date	01/04/2006
Contract end date	

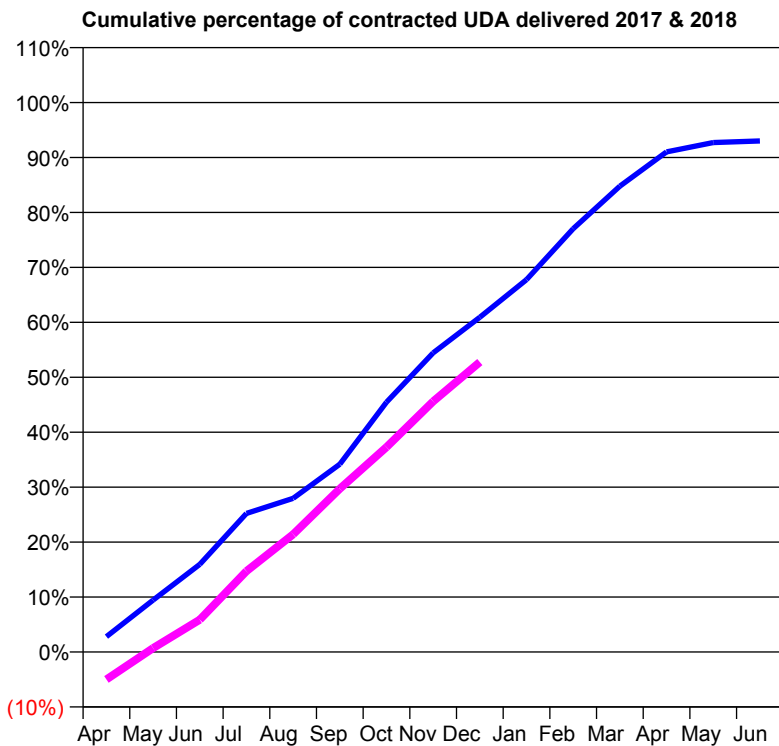
17/18 Contracted general activity (UDA)	14,876
Carry forward general activity (UDA)	744
17/18 Contracted orthodontic activity (UOA)	0
Carry forward orthodontic activity (UOA)	0
Baseline contract value	£443,431.13

### ACCESS\*

Patients seen in 24 months	Total	Change since previous quarter
Quarter ending December 2016	4,135	
Quarter ending March 2017	4,077	↓
Quarter ending June 2017	4,087	→
Quarter ending September 2017	4,128	→
Quarter ending December 2017	4,137	→
<b>Variance since December 2016</b>	<b>0.0%</b>	<b>→</b>



### ACTIVITY



Month	Adjusted Scheduled Activity (UDA)	
	2017	2018
April	418	-744
May	1,404	108
June	2,374	876
July	3,753	2,190
August	4,160	3,187
September	5,086	4,419
October	6,763	5,548
November	8,100	6,785
December	9,062	7,851
January	10,082	
February	11,458	
March	12,612	
April	13,541	
May	13,792	
June	13,835	

### QUALITY

	Quantity	Base Number	Contract	LHB	Wales
% of FP17s for the same patient ID Re-attending within 3 months - Children	79	969	8.2%	8.5%	11.0%
% of FP17s for the same patient ID Re-attending within 3 months - Adults	707	3,984	17.7%	14.9%	16.1%
% of FP17s for the same patient ID Re-attending between 3 & 9 months - Children	585	969	60.4%	58.4%	58.9%
% of FP17s for the same patient ID Re-attending between 3 & 9 months - Adults	2,254	3,984	56.6%	55.1%	55.2%
% of FP17s for Band 1 Urgent Courses	379	4,437	8.5%	9.2%	9.0%
% of FP17s Relating to Free Repair or Replacements	61	4,437	1.4%	0.8%	0.7%
% of FP17s Relating to Continuations	48	4,437	1.1%	0.7%	0.8%
% of Patients satisfied with the dentistry they have received	21	23	91.3%	91.6%	91.9%
% of Patients satisfied with the time they had to wait for an appointment	22	23	95.7%	87.9%	87.9%

\* This is based on patients treated on this contract for their most recent course of treatment. Figures in italics indicate the base number of FP17s or Patient Questionnaire responses are less than 100. N/A is shown where the base number of responses is less than 10 during the period. % is calculated as Quantity/Base number\*100

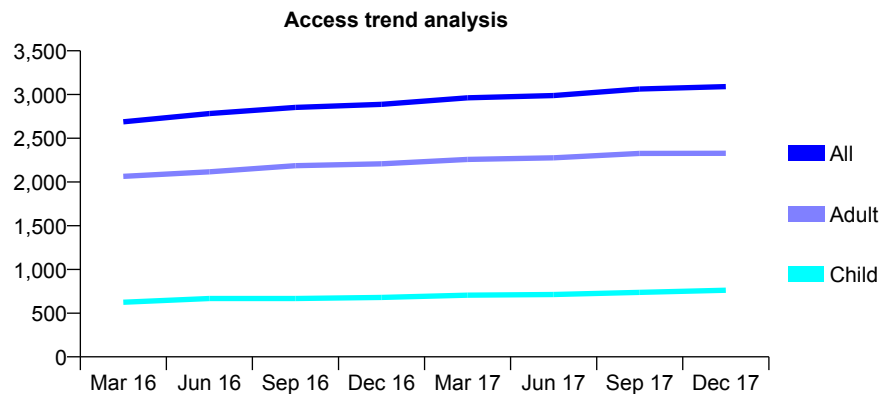
## 7A6 - Vital Signs At a Glance Contract Report for 965332/0001 - December 2017

Name or company name	94 Dental
Contract type name	GDS Contract
Purpose of contract	General
Contract start date	01/04/2011
Contract end date	

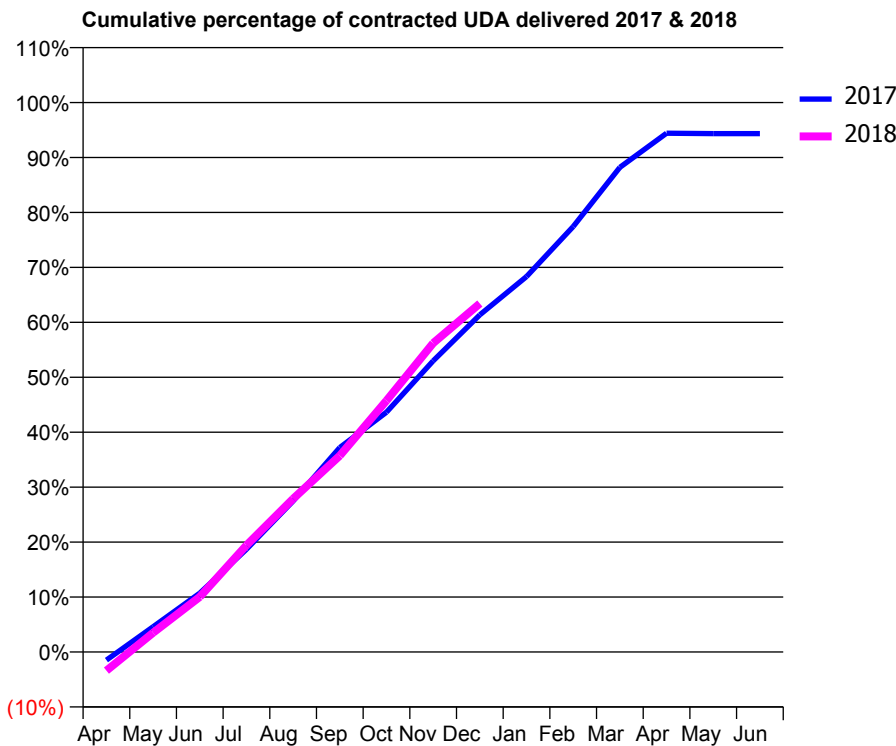
17/18 Contracted general activity (UDA)	10,011
Carry forward general activity (UDA)	567
17/18 Contracted orthodontic activity (UOA)	0
Carry forward orthodontic activity (UOA)	0
Baseline contract value	£243,592.70

### ACCESS\*

Patients seen in 24 months	Total	Change since previous quarter
Quarter ending December 2016	2,887	
Quarter ending March 2017	2,963	↑
Quarter ending June 2017	2,989	→
Quarter ending September 2017	3,063	↑
Quarter ending December 2017	3,090	→
<b>Variance since December 2016</b>	<b>7.0%</b>	<b>↑</b>



### ACTIVITY



Month	Adjusted Scheduled Activity (UDA)	
	2017	2018
April	-148	-340
May	460	351
June	1,073	1,005
July	1,873	1,944
August	2,752	2,793
September	3,726	3,577
October	4,369	4,580
November	5,303	5,627
December	6,142	6,348
January	6,839	
February	7,751	
March	8,828	
April	9,450	
May	9,444	
June	9,444	

### QUALITY

	Quantity	Base Number	Contract	LHB	Wales
% of FP17s for the same patient ID Re-attending within 3 months - Children	44	949	4.6%	8.5%	11.0%
% of FP17s for the same patient ID Re-attending within 3 months - Adults	248	2,732	9.1%	14.9%	16.1%
% of FP17s for the same patient ID Re-attending between 3 & 9 months - Children	720	949	75.9%	58.4%	58.9%
% of FP17s for the same patient ID Re-attending between 3 & 9 months - Adults	1,942	2,732	71.1%	55.1%	55.2%
% of FP17s for Band 1 Urgent Courses	282	3,450	8.2%	9.2%	9.0%
% of FP17s Relating to Free Repair or Replacements	16	3,450	0.5%	0.8%	0.7%
% of FP17s Relating to Continuations	11	3,450	0.3%	0.7%	0.8%
% of Patients satisfied with the dentistry they have received	10	11	90.9%	91.6%	91.9%
% of Patients satisfied with the time they had to wait for an appointment	9	11	81.8%	87.9%	87.9%

\* This is based on patients treated on this contract for their most recent course of treatment. Figures in italics indicate the base number of FP17s or Patient Questionnaire responses are less than 100. N/A is shown where the base number of responses is less than 10 during the period. % is calculated as Quantity/Base number\*100

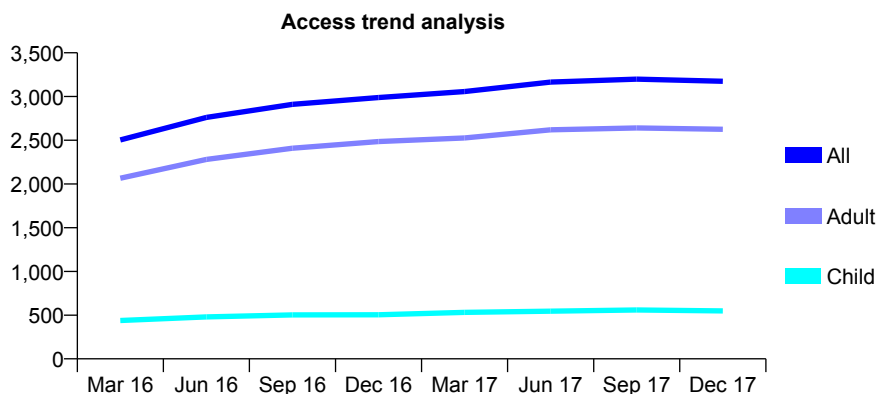
## 7A6 - Vital Signs At a Glance Contract Report for 972665/0001 - December 2017

Name or company name	Incisive Oral Solutions Limited
Contract type name	GDS Contract
Purpose of contract	General
Contract start date	01/07/2015
Contract end date	

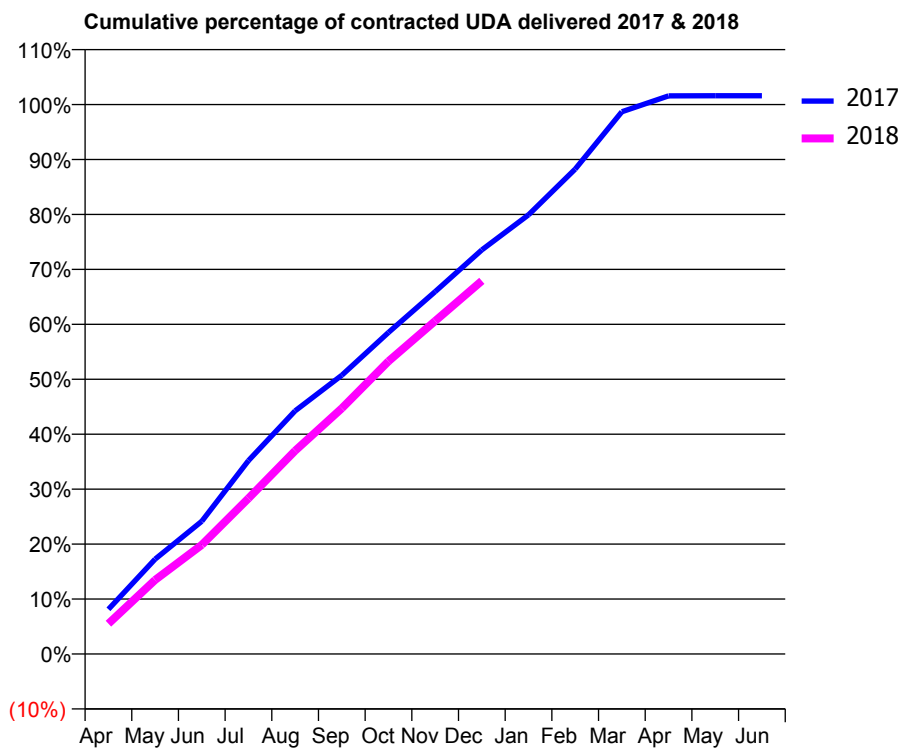
17/18 Contracted general activity (UDA)	10,765
Carry forward general activity (UDA)	-172
17/18 Contracted orthodontic activity (UOA)	0
Carry forward orthodontic activity (UOA)	0
Baseline contract value	£252,476.46

### ACCESS\*

Patients seen in 24 months	Total	Change since previous quarter
Quarter ending December 2016	2,989	
Quarter ending March 2017	3,057	↑
Quarter ending June 2017	3,165	↑
Quarter ending September 2017	3,199	→
Quarter ending December 2017	3,174	→
<b>Variance since December 2016</b>	<b>6.2%</b>	<b>↑</b>



### ACTIVITY



Month	Adjusted Scheduled Activity (UDA)	
	2017	2018
April	877	594
May	1,860	1,452
June	2,601	2,138
July	3,788	3,051
August	4,763	3,982
September	5,461	4,812
October	6,299	5,735
November	7,099	6,526
December	7,916	7,310
January	8,604	
February	9,501	
March	10,624	
April	10,934	
May	10,935	
June	10,937	

### QUALITY

	Quantity	Base Number	Contract	LHB	Wales
% of FP17s for the same patient ID Re-attending within 3 months - Children	42	677	6.2%	8.5%	11.0%
% of FP17s for the same patient ID Re-attending within 3 months - Adults	305	3,200	9.5%	14.9%	16.1%
% of FP17s for the same patient ID Re-attending between 3 & 9 months - Children	464	677	68.5%	58.4%	58.9%
% of FP17s for the same patient ID Re-attending between 3 & 9 months - Adults	2,175	3,200	68.0%	55.1%	55.2%
% of FP17s for Band 1 Urgent Courses	253	3,729	6.8%	9.2%	9.0%
% of FP17s Relating to Free Repair or Replacements	27	3,729	0.7%	0.8%	0.7%
% of FP17s Relating to Continuations	30	3,729	0.8%	0.7%	0.8%
% of Patients satisfied with the dentistry they have received	12	12	100.0%	91.6%	91.9%
% of Patients satisfied with the time they had to wait for an appointment	11	12	91.7%	87.9%	87.9%

\* This is based on patients treated on this contract for their most recent course of treatment. Figures in italics indicate the base number of FP17s or Patient Questionnaire responses are less than 100. N/A is shown where the base number of responses is less than 10 during the period. % is calculated as Quantity/Base number\*100

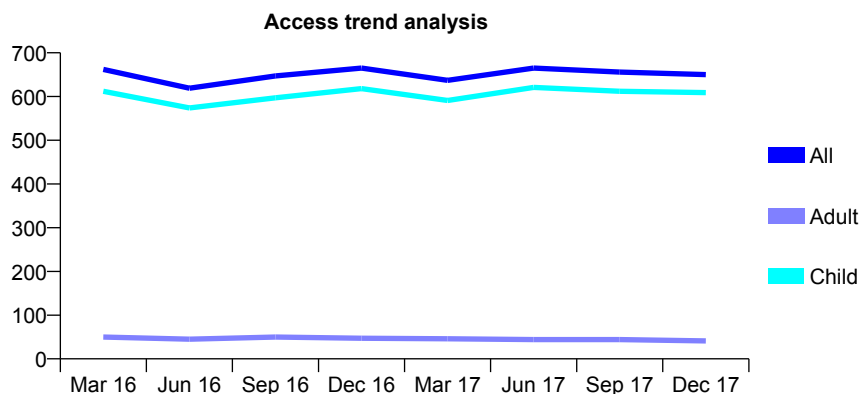
## 7A6 - Vital Signs At a Glance Contract Report for 980625/0001 - December 2017

Name or company name	MR PJ EVANS
Contract type name	GDS Contract
Purpose of contract	General
Contract start date	01/04/2006
Contract end date	

17/18 Contracted general activity (UDA)	1,756
Carry forward general activity (UDA)	-30
17/18 Contracted orthodontic activity (UOA)	0
Carry forward orthodontic activity (UOA)	0
Baseline contract value	£47,728.26

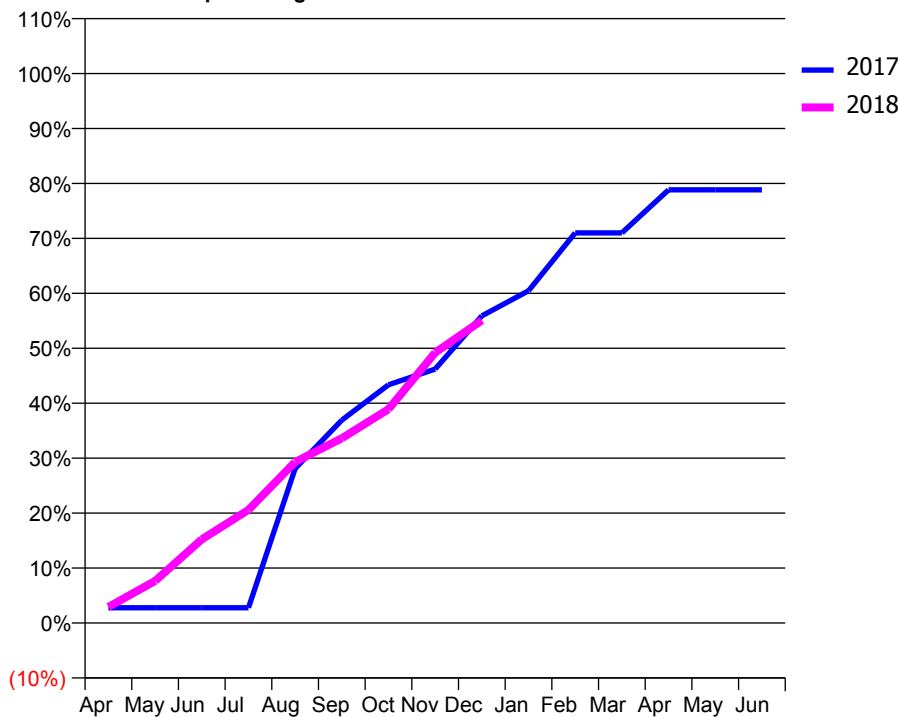
### ACCESS\*

Patients seen in 24 months	Total	Change since previous quarter
Quarter ending December 2016	665	
Quarter ending March 2017	637	↓
Quarter ending June 2017	665	↑
Quarter ending September 2017	656	↓
Quarter ending December 2017	650	→
<b>Variance since December 2016</b>	<b>(2.3%)</b>	<b>↓</b>



### ACTIVITY

Cumulative percentage of contracted UDA delivered 2017 & 2018



Month	Adjusted Scheduled Activity (UDA)	
	2017	2018
April	49	51
May	49	134
June	49	268
July	49	362
August	494	515
September	648	591
October	761	683
November	811	864
December	982	967
January	1,062	
February	1,247	
March	1,247	
April	1,384	
May	1,384	
June	1,384	

### QUALITY

	Quantity	Base Number	Contract	LHB	Wales
% of FP17s for the same patient ID Re-attending within 3 months - Children	47	785	6.0%	8.5%	11.0%
% of FP17s for the same patient ID Re-attending within 3 months - Adults	0	1	0.0%	14.9%	16.1%
% of FP17s for the same patient ID Re-attending between 3 & 9 months - Children	533	785	67.9%	58.4%	58.9%
% of FP17s for the same patient ID Re-attending between 3 & 9 months - Adults	1	1	100.0%	55.1%	55.2%
% of FP17s for Band 1 Urgent Courses	15	677	2.2%	9.2%	9.0%
% of FP17s Relating to Free Repair or Replacements	0	677	0.0%	0.8%	0.7%
% of FP17s Relating to Continuations	5	677	0.7%	0.7%	0.8%
% of Patients satisfied with the dentistry they have received	0	0	N/A	91.6%	91.9%
% of Patients satisfied with the time they had to wait for an appointment	0	0	N/A	87.9%	87.9%

\* This is based on patients treated on this contract for their most recent course of treatment. Figures in italics indicate the base number of FP17s or Patient Questionnaire responses are less than 100. N/A is shown where the base number of responses is less than 10 during the period. % is calculated as Quantity/Base number\*100

## 7A7 - Vital Signs At a Glance Contract Report for 100133/0000 - December 2017

Name or company name	Powys Local Health Board
Contract type name	PDS Contract
Purpose of contract	General
Contract start date	01/05/2016
Contract end date	31/03/2020

17/18 Contracted general activity (UDA)	3,000
Carry forward general activity (UDA)	0
17/18 Contracted orthodontic activity (UOA)	0
Carry forward orthodontic activity (UOA)	0
Baseline contract value	£0.00

### ACCESS\*

Patients seen in 24 months	Total	Change since previous quarter
Quarter ending December 2016	0	
Quarter ending March 2017	0	
Quarter ending June 2017	0	
Quarter ending September 2017	0	
Quarter ending December 2017	1	↑
<b>Variance since December 2016</b>	N/A	

### Access trend analysis



### ACTIVITY

Cumulative percentage of contracted UDA delivered 2017 & 2018



Month	Adjusted Scheduled Activity (UDA)	
	2017	2018
April	0	0
May	0	0
June	0	0
July	0	0
August	0	0
September	0	0
October	0	0
November	0	0
December	0	3
January	0	
February	0	
March	0	
April	0	
May	0	
June	0	

### QUALITY

	Quantity	Base Number	Contract	LHB	Wales
% of FP17s for the same patient ID Re-attending within 3 months - Children	0	0	N/A	7.9%	11.0%
% of FP17s for the same patient ID Re-attending within 3 months - Adults	0	1	0.0%	13.7%	16.1%
% of FP17s for the same patient ID Re-attending between 3 & 9 months - Children	0	0	N/A	53.7%	58.9%
% of FP17s for the same patient ID Re-attending between 3 & 9 months - Adults	0	1	0.0%	51.8%	55.2%
% of FP17s for Band 1 Urgent Courses	0	1	0.0%	10.1%	9.0%
% of FP17s Relating to Free Repair or Replacements	0	1	0.0%	0.6%	0.7%
% of FP17s Relating to Continuations	0	1	0.0%	1.2%	0.8%
% of Patients satisfied with the dentistry they have received	0	0	N/A	90.7%	91.9%
% of Patients satisfied with the time they had to wait for an appointment	0	0	N/A	85.6%	87.9%

\* This is based on patients treated on this contract for their most recent course of treatment. Figures in italics indicate the base number of FP17s or Patient Questionnaire responses are less than 100. N/A is shown where the base number of responses is less than 10 during the period. % is calculated as Quantity/Base number\*100

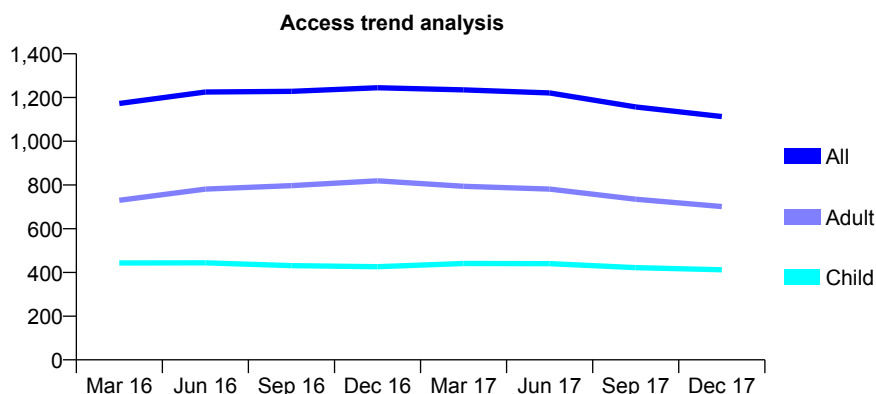
## 7A7 - Vital Signs At a Glance Contract Report for 108820/0001 - December 2017

Name or company name	The Severnside Limited Partnership
Contract type name	GDS Contract
Purpose of contract	General
Contract start date	27/10/2013
Contract end date	

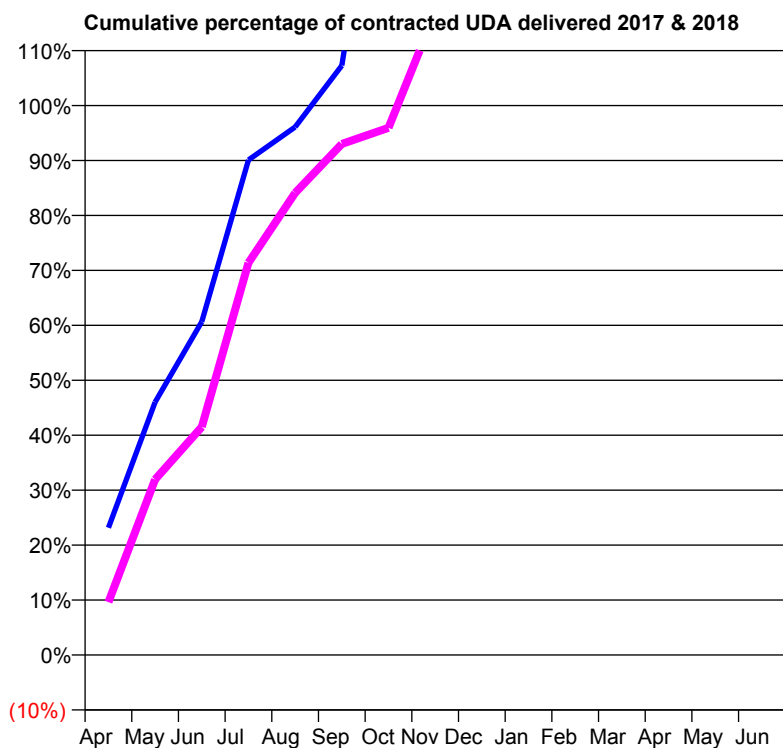
17/18 Contracted general activity (UDA)	1,268
Carry forward general activity (UDA)	0
17/18 Contracted orthodontic activity (UOA)	0
Carry forward orthodontic activity (UOA)	0
Baseline contract value	£36,349.57

### ACCESS\*

Patients seen in 24 months	Total	Change since previous quarter
Quarter ending December 2016	1,245	
Quarter ending March 2017	1,235	→
Quarter ending June 2017	1,221	↓
Quarter ending September 2017	1,157	↓
Quarter ending December 2017	1,113	↓
<b>Variance since December 2016</b>	<b>(10.6%)</b>	<b>↓</b>



### ACTIVITY



Month	Adjusted Scheduled Activity (UDA)	
	2017	2018
April	294	122
May	584	405
June	769	526
July	1,142	905
August	1,218	1,066
September	1,360	1,179
October	2,018	1,216
November	2,334	1,483
December	2,491	1,582
January	2,681	
February	2,848	
March	3,284	
April	3,383	
May	3,383	
June	3,383	

### QUALITY

	Quantity	Base Number	Contract	LHB	Wales
% of FP17s for the same patient ID Re-attending within 3 months - Children	25	421	5.9%	7.9%	11.0%
% of FP17s for the same patient ID Re-attending within 3 months - Adults	83	554	15.0%	13.7%	16.1%
% of FP17s for the same patient ID Re-attending between 3 & 9 months - Children	257	421	61.0%	53.7%	58.9%
% of FP17s for the same patient ID Re-attending between 3 & 9 months - Adults	284	554	51.3%	51.8%	55.2%
% of FP17s for Band 1 Urgent Courses	18	919	2.0%	10.1%	9.0%
% of FP17s Relating to Free Repair or Replacements	0	919	0.0%	0.6%	0.7%
% of FP17s Relating to Continuations	28	919	3.0%	1.2%	0.8%
% of Patients satisfied with the dentistry they have received	13	16	81.3%	90.7%	91.9%
% of Patients satisfied with the time they had to wait for an appointment	12	16	75.0%	85.6%	87.9%

\* This is based on patients treated on this contract for their most recent course of treatment. Figures in italics indicate the base number of FP17s or Patient Questionnaire responses are less than 100. N/A is shown where the base number of responses is less than 10 during the period. % is calculated as Quantity/Base number\*100

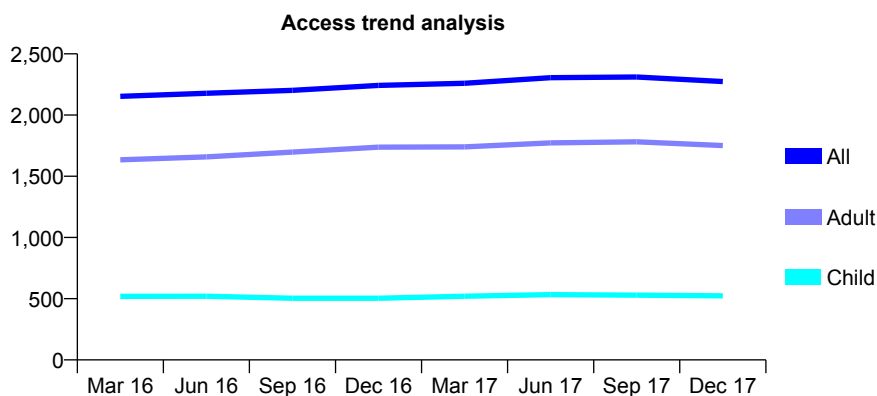
## 7A7 - Vital Signs At a Glance Contract Report for 111155/0001 - December 2017

Name or company name	Professor St John Crean, ME Northmore ar
Contract type name	GDS Contract
Purpose of contract	General
Contract start date	20/09/2013
Contract end date	

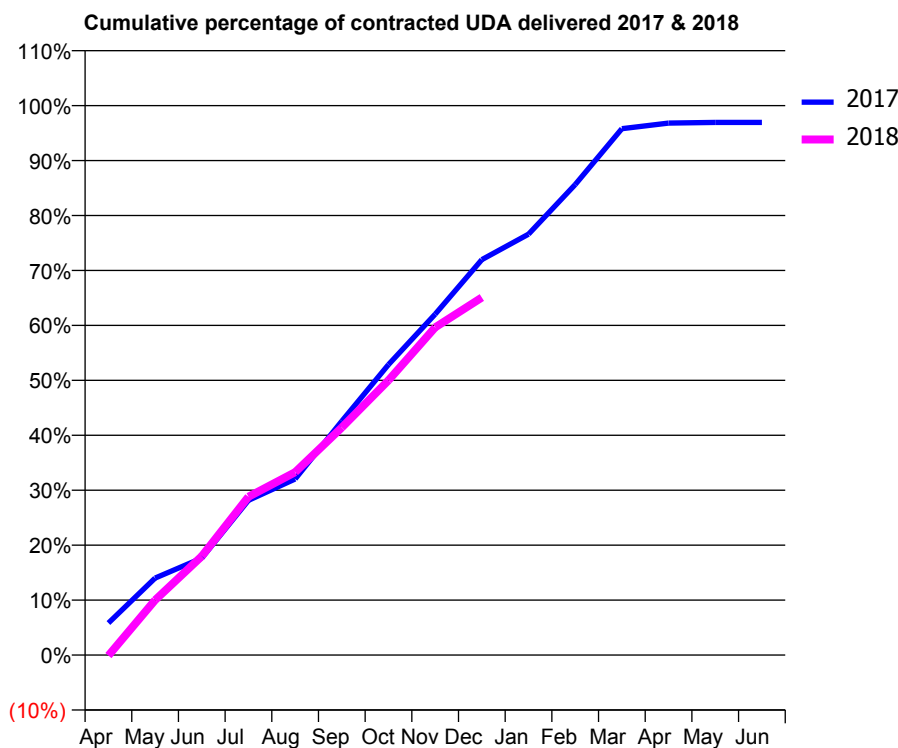
17/18 Contracted general activity (UDA)	6,730
Carry forward general activity (UDA)	207
17/18 Contracted orthodontic activity (UOA)	0
Carry forward orthodontic activity (UOA)	0
Baseline contract value	£151,384.07

### ACCESS\*

Patients seen in 24 months	Total	Change since previous quarter
Quarter ending December 2016	2,242	
Quarter ending March 2017	2,260	→
Quarter ending June 2017	2,306	↑
Quarter ending September 2017	2,311	→
Quarter ending December 2017	2,274	↓
<b>Variance since December 2016</b>	<b>1.4%</b>	<b>→</b>



### ACTIVITY



Month	Adjusted Scheduled Activity (UDA)	
	2017	2018
April	392	-8
May	942	673
June	1,188	1,211
July	1,895	1,940
August	2,157	2,239
September	2,866	2,787
October	3,558	3,365
November	4,176	4,014
December	4,842	4,380
January	5,156	
February	5,762	
March	6,448	
April	6,516	
May	6,523	
June	6,523	

### QUALITY

	Quantity	Base Number	Contract	LHB	Wales
% of FP17s for the same patient ID Re-attending within 3 months - Children	32	546	5.9%	7.9%	11.0%
% of FP17s for the same patient ID Re-attending within 3 months - Adults	300	1,725	17.4%	13.7%	16.1%
% of FP17s for the same patient ID Re-attending between 3 & 9 months - Children	345	546	63.2%	53.7%	58.9%
% of FP17s for the same patient ID Re-attending between 3 & 9 months - Adults	946	1,725	54.8%	51.8%	55.2%
% of FP17s for Band 1 Urgent Courses	209	2,233	9.4%	10.1%	9.0%
% of FP17s Relating to Free Repair or Replacements	5	2,233	0.2%	0.6%	0.7%
% of FP17s Relating to Continuations	32	2,233	1.4%	1.2%	0.8%
% of Patients satisfied with the dentistry they have received	47	52	90.4%	90.7%	91.9%
% of Patients satisfied with the time they had to wait for an appointment	45	52	86.5%	85.6%	87.9%

\* This is based on patients treated on this contract for their most recent course of treatment. Figures in italics indicate the base number of FP17s or Patient Questionnaire responses are less than 100. N/A is shown where the base number of responses is less than 10 during the period. % is calculated as Quantity/Base number\*100



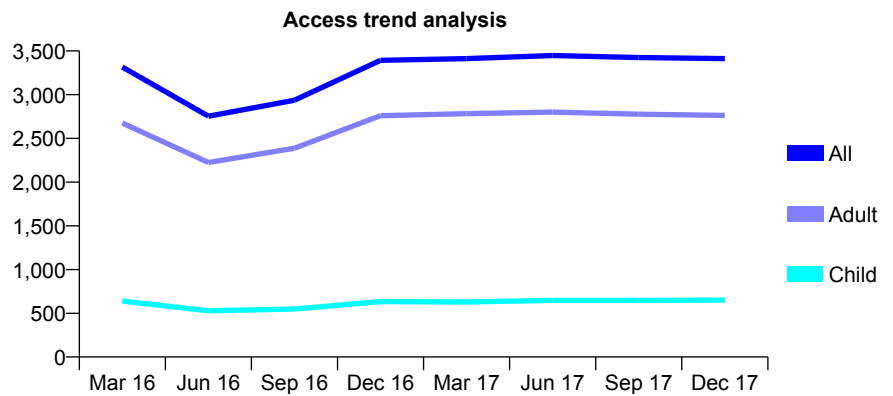
## 7A7 - Vital Signs At a Glance Contract Report for 116068/0001 - December 2017

Name or company name	River Wye Dental Practice Partnership
Contract type name	GDS Contract
Purpose of contract	General
Contract start date	01/02/2014
Contract end date	

17/18 Contracted general activity (UDA)	8,785
Carry forward general activity (UDA)	360
17/18 Contracted orthodontic activity (UOA)	0
Carry forward orthodontic activity (UOA)	0
Baseline contract value	£222,085.75

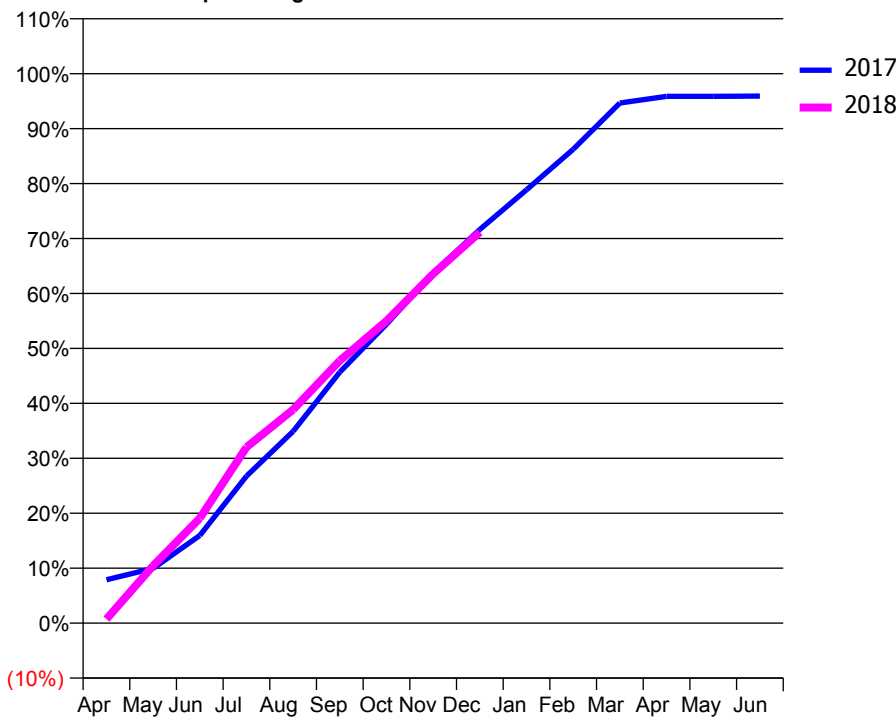
### ACCESS\*

Patients seen in 24 months	Total	Change since previous quarter
Quarter ending December 2016	3,392	
Quarter ending March 2017	3,412	→
Quarter ending June 2017	3,448	→
Quarter ending September 2017	3,424	→
Quarter ending December 2017	3,413	→
<b>Variance since December 2016</b>	<b>0.6%</b>	<b>→</b>



### ACTIVITY

Cumulative percentage of contracted UDA delivered 2017 & 2018



Month	Adjusted Scheduled Activity (UDA)	
	2017	2018
April	694	64
May	875	917
June	1,402	1,676
July	2,351	2,812
August	3,066	3,414
September	4,014	4,197
October	4,779	4,832
November	5,598	5,584
December	6,294	6,250
January	6,928	
February	7,575	
March	8,315	
April	8,421	
May	8,421	
June	8,425	

### QUALITY

	Quantity	Base Number	Contract	LHB	Wales
% of FP17s for the same patient ID Re-attending within 3 months - Children	41	717	5.7%	7.9%	11.0%
% of FP17s for the same patient ID Re-attending within 3 months - Adults	391	3,145	12.4%	13.7%	16.1%
% of FP17s for the same patient ID Re-attending between 3 & 9 months - Children	422	717	58.9%	53.7%	58.9%
% of FP17s for the same patient ID Re-attending between 3 & 9 months - Adults	1,942	3,145	61.7%	51.8%	55.2%
% of FP17s for Band 1 Urgent Courses	357	3,800	9.4%	10.1%	9.0%
% of FP17s Relating to Free Repair or Replacements	7	3,800	0.2%	0.6%	0.7%
% of FP17s Relating to Continuations	44	3,800	1.2%	1.2%	0.8%
% of Patients satisfied with the dentistry they have received	66	69	95.7%	90.7%	91.9%
% of Patients satisfied with the time they had to wait for an appointment	61	69	88.4%	85.6%	87.9%

\* This is based on patients treated on this contract for their most recent course of treatment. Figures in italics indicate the base number of FP17s or Patient Questionnaire responses are less than 100. N/A is shown where the base number of responses is less than 10 during the period. % is calculated as Quantity/Base number\*100

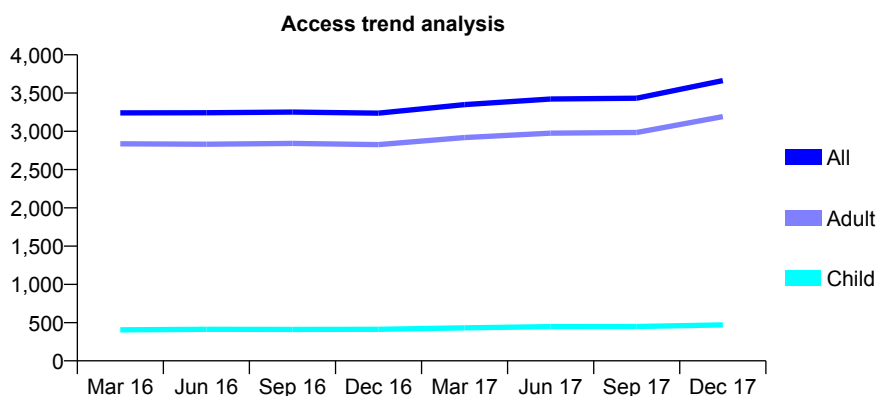
## 7A7 - Vital Signs At a Glance Contract Report for 126896/0001 - December 2017

Name or company name	H Sobhani & P Dusza/Llanidloes Dental Pr
Contract type name	GDS Contract
Purpose of contract	General
Contract start date	01/01/2009
Contract end date	

17/18 Contracted general activity (UDA)	15,000
Carry forward general activity (UDA)	233
17/18 Contracted orthodontic activity (UOA)	0
Carry forward orthodontic activity (UOA)	0
Baseline contract value	£432,829.60

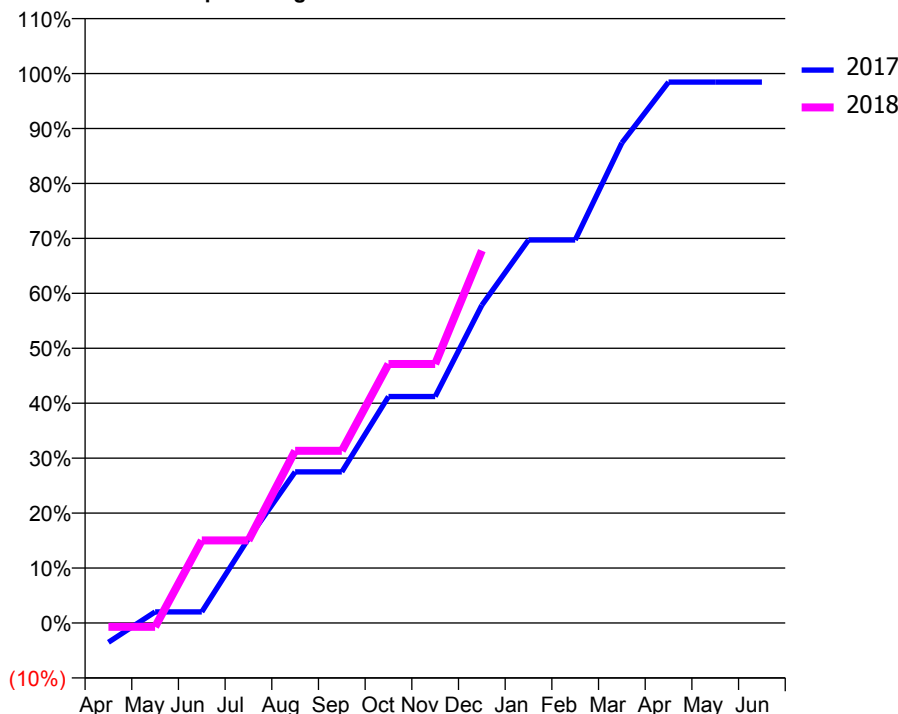
### ACCESS\*

Patients seen in 24 months	Total	Change since previous quarter
Quarter ending December 2016	3,238	
Quarter ending March 2017	3,349	↑
Quarter ending June 2017	3,423	↑
Quarter ending September 2017	3,432	→
Quarter ending December 2017	3,663	↑
<b>Variance since December 2016</b>	<b>13.1%</b>	<b>↑</b>



### ACTIVITY

Cumulative percentage of contracted UDA delivered 2017 & 2018



Month	Adjusted Scheduled Activity (UDA)	
	2017	2018
April	-528	-108
May	304	-108
June	304	2,254
July	2,305	2,254
August	4,126	4,699
September	4,126	4,699
October	6,181	7,071
November	6,181	7,071
December	8,676	10,163
January	10,456	
February	10,456	
March	13,105	
April	14,767	
May	14,767	
June	14,767	

### QUALITY

	Quantity	Base Number	Contract	LHB	Wales
% of FP17s for the same patient ID Re-attending within 3 months - Children	19	531	3.6%	7.9%	11.0%
% of FP17s for the same patient ID Re-attending within 3 months - Adults	370	3,650	10.1%	13.7%	16.1%
% of FP17s for the same patient ID Re-attending between 3 & 9 months - Children	303	531	57.1%	53.7%	58.9%
% of FP17s for the same patient ID Re-attending between 3 & 9 months - Adults	2,196	3,650	60.2%	51.8%	55.2%
% of FP17s for Band 1 Urgent Courses	291	3,631	8.0%	10.1%	9.0%
% of FP17s Relating to Free Repair or Replacements	27	3,631	0.7%	0.6%	0.7%
% of FP17s Relating to Continuations	16	3,631	0.4%	1.2%	0.8%
% of Patients satisfied with the dentistry they have received	30	34	88.2%	90.7%	91.9%
% of Patients satisfied with the time they had to wait for an appointment	30	34	88.2%	85.6%	87.9%

\* This is based on patients treated on this contract for their most recent course of treatment. Figures in italics indicate the base number of FP17s or Patient Questionnaire responses are less than 100. N/A is shown where the base number of responses is less than 10 during the period. % is calculated as Quantity/Base number\*100

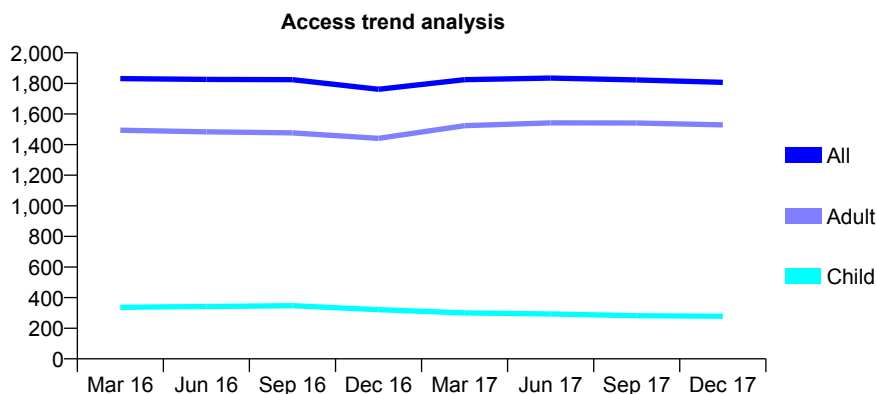
## 7A7 - Vital Signs At a Glance Contract Report for 128287/0001 - December 2017

Name or company name	AGS & P Powell-Main
Contract type name	GDS Contract
Purpose of contract	General
Contract start date	01/11/2006
Contract end date	

17/18 Contracted general activity (UDA)	6,672
Carry forward general activity (UDA)	0
17/18 Contracted orthodontic activity (UOA)	0
Carry forward orthodontic activity (UOA)	0
Baseline contract value	£172,290.52

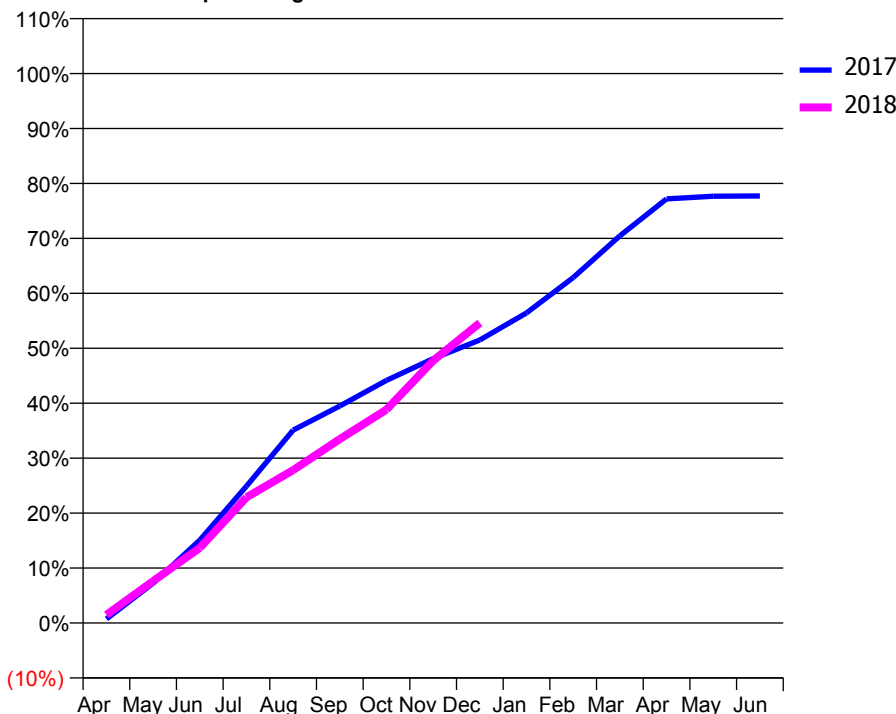
### ACCESS\*

Patients seen in 24 months	Total	Change since previous quarter
Quarter ending December 2016	1,762	
Quarter ending March 2017	1,824	↑
Quarter ending June 2017	1,835	→
Quarter ending September 2017	1,823	→
Quarter ending December 2017	1,807	→
<b>Variance since December 2016</b>	<b>2.6%</b>	<b>↑</b>



### ACTIVITY

Cumulative percentage of contracted UDA delivered 2017 & 2018



Month	Adjusted Scheduled Activity (UDA)	
	2017	2018
April	49	99
May	484	509
June	1,006	912
July	1,662	1,526
August	2,342	1,857
September	2,636	2,234
October	2,945	2,591
November	3,210	3,185
December	3,437	3,644
January	3,765	
February	4,194	
March	4,700	
April	5,150	
May	5,182	
June	5,185	

### QUALITY

	Quantity	Base Number	Contract	LHB	Wales
% of FP17s for the same patient ID Re-attending within 3 months - Children	30	321	9.3%	7.9%	11.0%
% of FP17s for the same patient ID Re-attending within 3 months - Adults	221	1,643	13.5%	13.7%	16.1%
% of FP17s for the same patient ID Re-attending between 3 & 9 months - Children	153	321	47.7%	53.7%	58.9%
% of FP17s for the same patient ID Re-attending between 3 & 9 months - Adults	819	1,643	49.8%	51.8%	55.2%
% of FP17s for Band 1 Urgent Courses	194	1,773	10.9%	10.1%	9.0%
% of FP17s Relating to Free Repair or Replacements	18	1,773	1.0%	0.6%	0.7%
% of FP17s Relating to Continuations	11	1,773	0.6%	1.2%	0.8%
% of Patients satisfied with the dentistry they have received	43	45	95.6%	90.7%	91.9%
% of Patients satisfied with the time they had to wait for an appointment	41	45	91.1%	85.6%	87.9%

\* This is based on patients treated on this contract for their most recent course of treatment. Figures in italics indicate the base number of FP17s or Patient Questionnaire responses are less than 100. N/A is shown where the base number of responses is less than 10 during the period. % is calculated as Quantity/Base number\*100

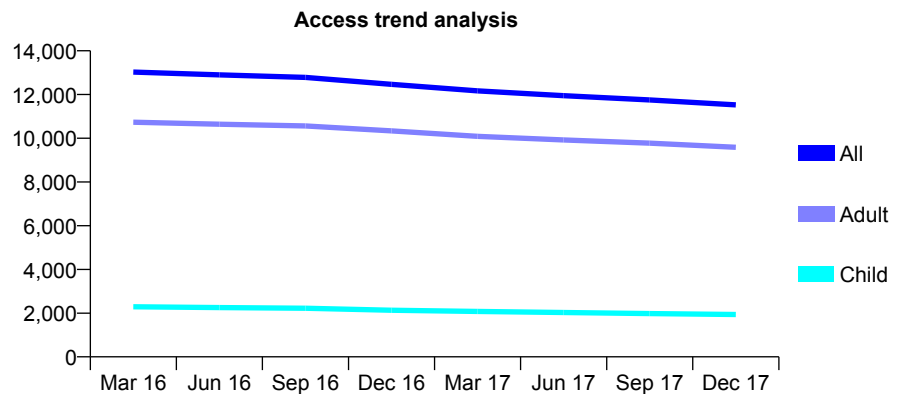
## 7A7 - Vital Signs At a Glance Contract Report for 131431/0001 - December 2017

Name or company name	Severn Street Dental Practice
Contract type name	GDS Contract
Purpose of contract	General
Contract start date	01/04/2006
Contract end date	

17/18 Contracted general activity (UDA)	40,407
Carry forward general activity (UDA)	535
17/18 Contracted orthodontic activity (UOA)	0
Carry forward orthodontic activity (UOA)	0
Baseline contract value	£1,039,774.20

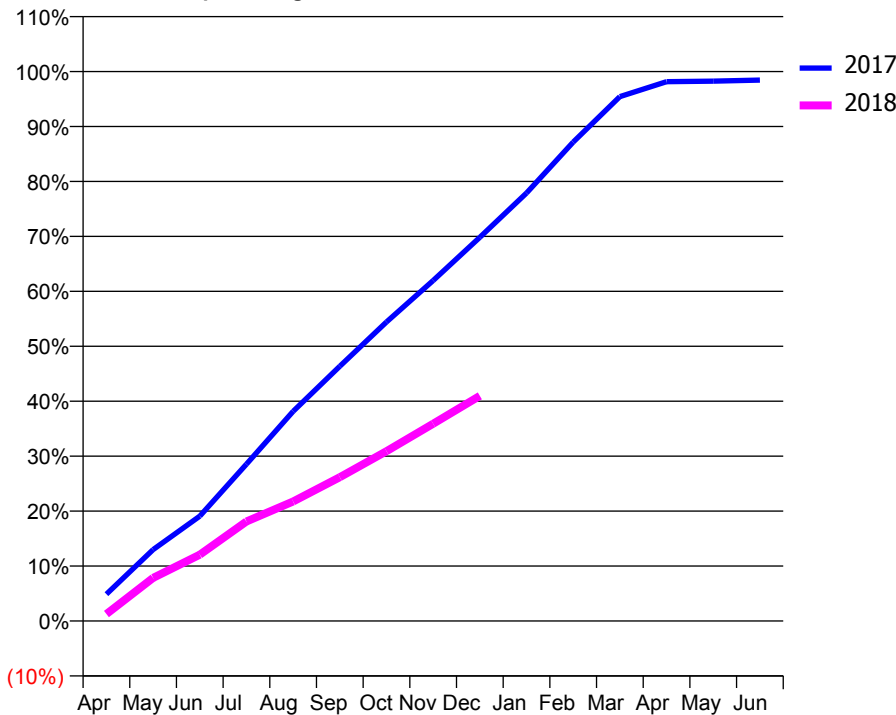
### ACCESS\*

Patients seen in 24 months	Total	Change since previous quarter
Quarter ending December 2016	12,468	
Quarter ending March 2017	12,167	↓
Quarter ending June 2017	11,950	↓
Quarter ending September 2017	11,753	↓
Quarter ending December 2017	11,525	↓
<b>Variance since December 2016</b>	<b>(7.6%)</b>	<b>↓</b>



### ACTIVITY

Cumulative percentage of contracted UDA delivered 2017 & 2018



Month	Adjusted Scheduled Activity (UDA)	
	2017	2018
April	1,688	516
May	4,485	3,174
June	6,589	4,878
July	9,848	7,316
August	13,164	8,795
September	15,998	10,575
October	18,781	12,485
November	21,379	14,510
December	24,099	16,554
January	26,876	
February	30,071	
March	32,929	
April	33,870	
May	33,901	
June	33,972	

### QUALITY

	Quantity	Base Number	Contract	LHB	Wales
% of FP17s for the same patient ID Re-attending within 3 months - Children	108	1,576	6.9%	7.9%	11.0%
% of FP17s for the same patient ID Re-attending within 3 months - Adults	1,314	7,396	17.8%	13.7%	16.1%
% of FP17s for the same patient ID Re-attending between 3 & 9 months - Children	771	1,576	48.9%	53.7%	58.9%
% of FP17s for the same patient ID Re-attending between 3 & 9 months - Adults	3,166	7,396	42.8%	51.8%	55.2%
% of FP17s for Band 1 Urgent Courses	1,521	8,533	17.8%	10.1%	9.0%
% of FP17s Relating to Free Repair or Replacements	74	8,533	0.9%	0.6%	0.7%
% of FP17s Relating to Continuations	90	8,533	1.1%	1.2%	0.8%
% of Patients satisfied with the dentistry they have received	229	266	86.1%	90.7%	91.9%
% of Patients satisfied with the time they had to wait for an appointment	205	266	77.1%	85.6%	87.9%

\* This is based on patients treated on this contract for their most recent course of treatment. Figures in italics indicate the base number of FP17s or Patient Questionnaire responses are less than 100. N/A is shown where the base number of responses is less than 10 during the period. % is calculated as Quantity/Base number\*100

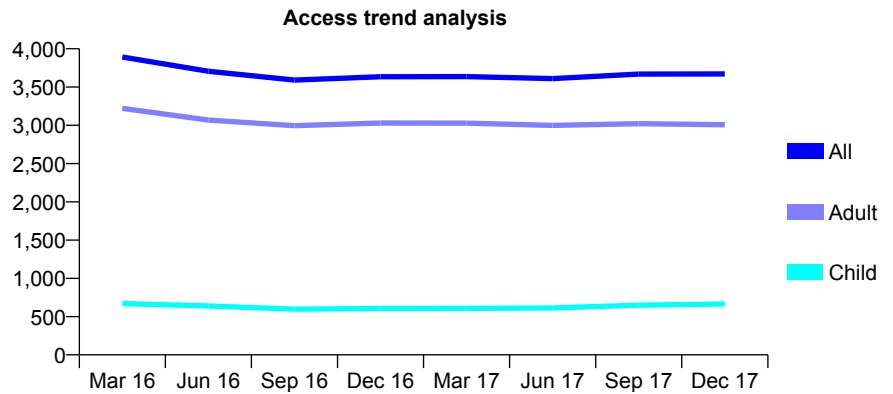
## 7A7 - Vital Signs At a Glance Contract Report for 140961/0001 - December 2017

Name or company name	Integrated Dental Holdings
Contract type name	GDS Contract
Purpose of contract	General
Contract start date	01/09/2008
Contract end date	

17/18 Contracted general activity (UDA)	11,500
Carry forward general activity (UDA)	0
17/18 Contracted orthodontic activity (UOA)	0
Carry forward orthodontic activity (UOA)	0
Baseline contract value	£292,210.36

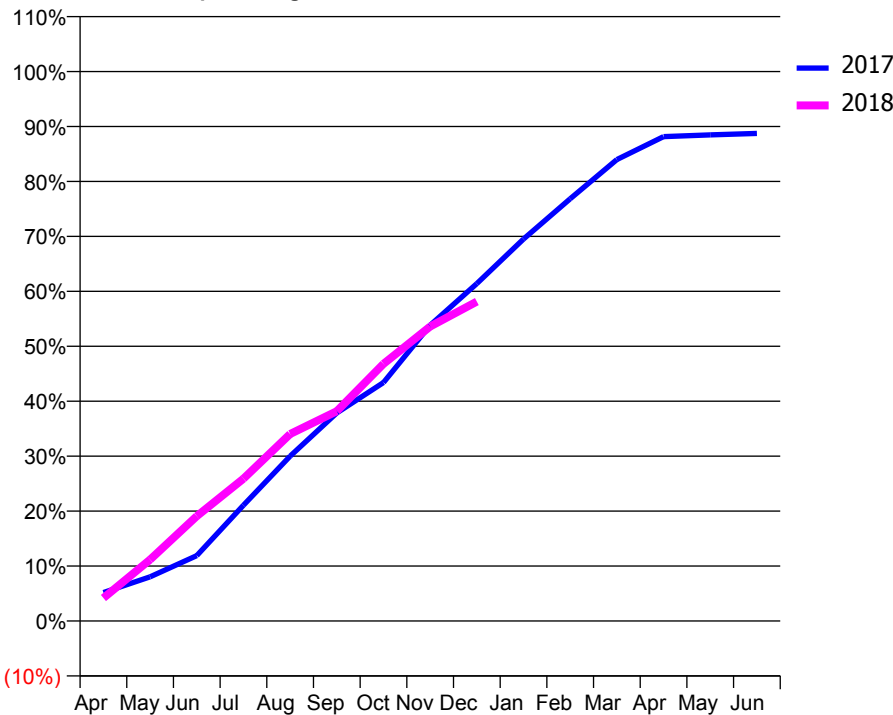
### ACCESS\*

Patients seen in 24 months	Total	Change since previous quarter
Quarter ending December 2016	3,635	
Quarter ending March 2017	3,636	→
Quarter ending June 2017	3,611	→
Quarter ending September 2017	3,670	→
Quarter ending December 2017	3,672	→
<b>Variance since December 2016</b>	<b>1.0%</b>	<b>→</b>



### ACTIVITY

Cumulative percentage of contracted UDA delivered 2017 & 2018



Month	Adjusted Scheduled Activity (UDA)	
	2017	2018
April	622	481
May	965	1,285
June	1,429	2,196
July	2,528	2,978
August	3,601	3,915
September	4,544	4,391
October	5,209	5,381
November	6,459	6,165
December	7,369	6,686
January	8,342	
February	9,221	
March	10,077	
April	10,577	
May	10,616	
June	10,649	

### QUALITY

	Quantity	Base Number	Contract	LHB	Wales
% of FP17s for the same patient ID Re-attending within 3 months - Children	24	603	4.0%	7.9%	11.0%
% of FP17s for the same patient ID Re-attending within 3 months - Adults	291	2,863	10.2%	13.7%	16.1%
% of FP17s for the same patient ID Re-attending between 3 & 9 months - Children	313	603	51.9%	53.7%	58.9%
% of FP17s for the same patient ID Re-attending between 3 & 9 months - Adults	1,543	2,863	53.9%	51.8%	55.2%
% of FP17s for Band 1 Urgent Courses	189	3,248	5.8%	10.1%	9.0%
% of FP17s Relating to Free Repair or Replacements	11	3,248	0.3%	0.6%	0.7%
% of FP17s Relating to Continuations	44	3,248	1.4%	1.2%	0.8%
% of Patients satisfied with the dentistry they have received	46	50	92.0%	90.7%	91.9%
% of Patients satisfied with the time they had to wait for an appointment	42	50	84.0%	85.6%	87.9%

\* This is based on patients treated on this contract for their most recent course of treatment. Figures in italics indicate the base number of FP17s or Patient Questionnaire responses are less than 100. N/A is shown where the base number of responses is less than 10 during the period. % is calculated as Quantity/Base number\*100

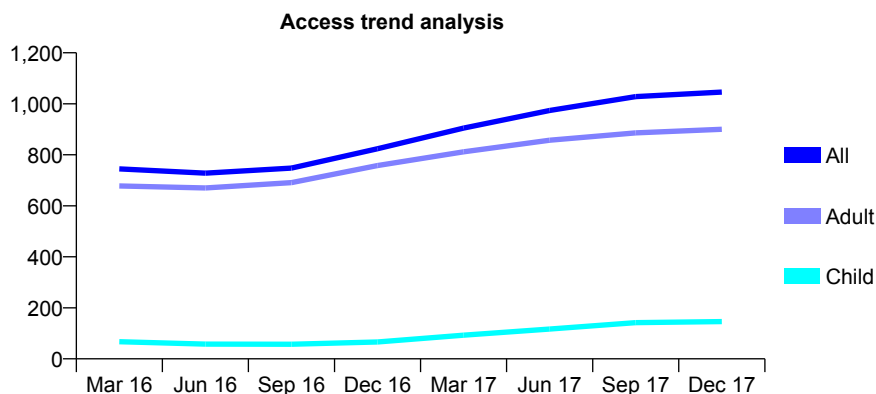
## 7A7 - Vital Signs At a Glance Contract Report for 154431/0001 - December 2017

Name or company name	Powys Local Health Board
Contract type name	PDS Contract
Purpose of contract	General
Contract start date	01/09/2010
Contract end date	31/08/2020

17/18 Contracted general activity (UDA)	1,600
Carry forward general activity (UDA)	0
17/18 Contracted orthodontic activity (UOA)	0
Carry forward orthodontic activity (UOA)	0
Baseline contract value	£0.00

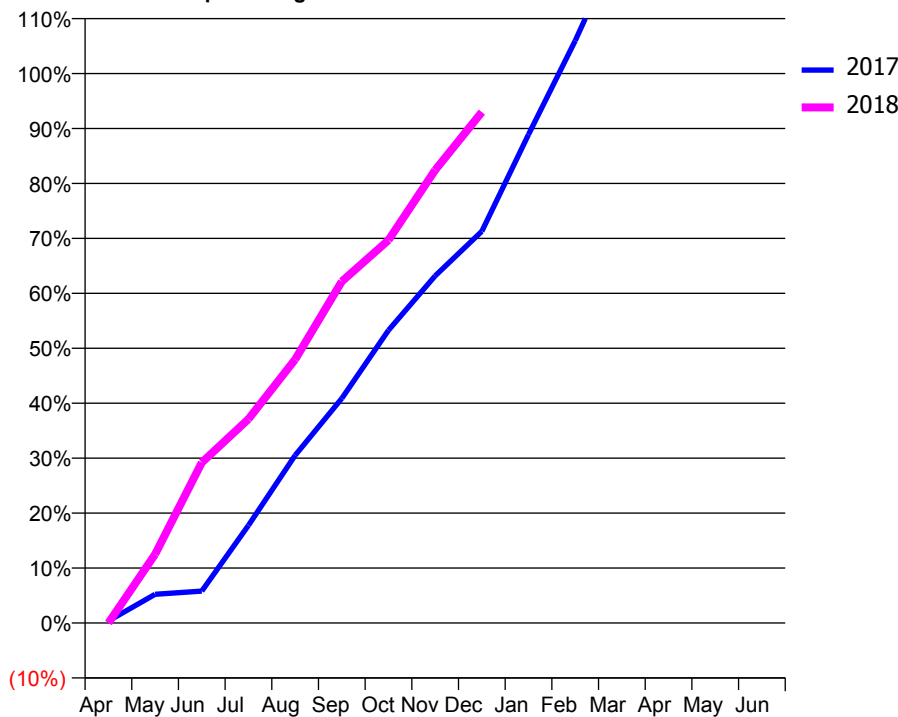
### ACCESS\*

Patients seen in 24 months	Total	Change since previous quarter
Quarter ending December 2016	824	
Quarter ending March 2017	905	↑
Quarter ending June 2017	974	↑
Quarter ending September 2017	1,028	↑
Quarter ending December 2017	1,046	→
<b>Variance since December 2016</b>	<b>26.9%</b>	<b>↑</b>



### ACTIVITY

Cumulative percentage of contracted UDA delivered 2017 & 2018



Month	Adjusted Scheduled Activity (UDA)	
	2017	2018
April	6	0
May	84	200
June	93	467
July	285	594
August	488	767
September	654	995
October	853	1,115
November	1,011	1,319
December	1,140	1,488
January	1,422	
February	1,695	
March	1,991	
April	2,077	
May	2,225	
June	2,250	

### QUALITY

	Quantity	Base Number	Contract	LHB	Wales
% of FP17s for the same patient ID Re-attending within 3 months - Children	4	118	3.4%	7.9%	11.0%
% of FP17s for the same patient ID Re-attending within 3 months - Adults	91	677	13.4%	13.7%	16.1%
% of FP17s for the same patient ID Re-attending between 3 & 9 months - Children	9	118	7.6%	53.7%	58.9%
% of FP17s for the same patient ID Re-attending between 3 & 9 months - Adults	134	677	19.8%	51.8%	55.2%
% of FP17s for Band 1 Urgent Courses	243	693	35.1%	10.1%	9.0%
% of FP17s Relating to Free Repair or Replacements	3	693	0.4%	0.6%	0.7%
% of FP17s Relating to Continuations	1	693	0.1%	1.2%	0.8%
% of Patients satisfied with the dentistry they have received	17	17	100.0%	90.7%	91.9%
% of Patients satisfied with the time they had to wait for an appointment	15	17	88.2%	85.6%	87.9%

\* This is based on patients treated on this contract for their most recent course of treatment. Figures in italics indicate the base number of FP17s or Patient Questionnaire responses are less than 100. N/A is shown where the base number of responses is less than 10 during the period. % is calculated as Quantity/Base number\*100

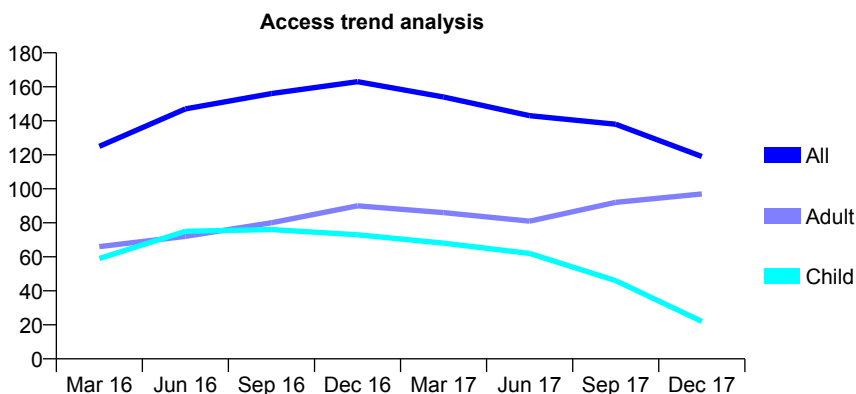
## 7A7 - Vital Signs At a Glance Contract Report for 154431/0002 - December 2017

Name or company name	Powys Local Health Board
Contract type name	PDS Contract
Purpose of contract	General
Contract start date	01/08/2011
Contract end date	31/07/2021

17/18 Contracted general activity (UDA)	350
Carry forward general activity (UDA)	0
17/18 Contracted orthodontic activity (UOA)	0
Carry forward orthodontic activity (UOA)	0
Baseline contract value	£0.00

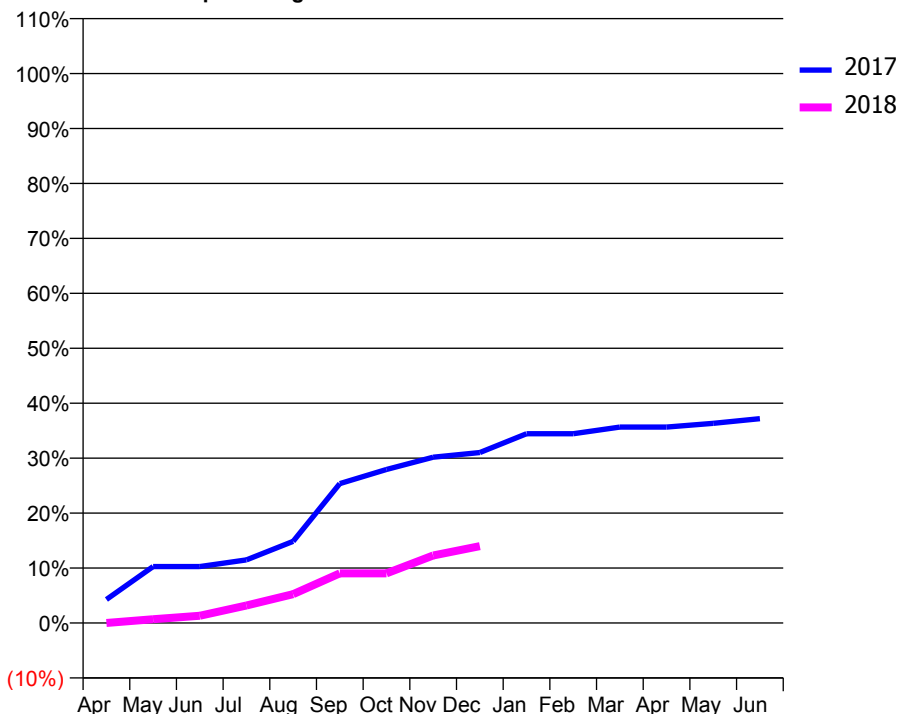
### ACCESS\*

Patients seen in 24 months	Total	Change since previous quarter
Quarter ending December 2016	163	
Quarter ending March 2017	154	↓
Quarter ending June 2017	143	↓
Quarter ending September 2017	138	↓
Quarter ending December 2017	119	↓
<b>Variance since December 2016</b>	<b>(27.0%)</b>	<b>↓</b>



### ACTIVITY

Cumulative percentage of contracted UDA delivered 2017 & 2018



Adjusted Scheduled Activity (UDA)

Month	2017	2018
April	15	0
May	36	2
June	36	5
July	40	11
August	52	18
September	89	32
October	98	32
November	106	43
December	109	49
January	121	
February	121	
March	125	
April	125	
May	127	
June	130	

### QUALITY

	Quantity	Base Number	Contract	LHB	Wales
% of FP17s for the same patient ID Re-attending within 3 months - Children	0	2	0.0%	7.9%	11.0%
% of FP17s for the same patient ID Re-attending within 3 months - Adults	0	54	0.0%	13.7%	16.1%
% of FP17s for the same patient ID Re-attending between 3 & 9 months - Children	0	2	0.0%	53.7%	58.9%
% of FP17s for the same patient ID Re-attending between 3 & 9 months - Adults	1	54	1.9%	51.8%	55.2%
% of FP17s for Band 1 Urgent Courses	32	37	86.5%	10.1%	9.0%
% of FP17s Relating to Free Repair or Replacements	0	37	0.0%	0.6%	0.7%
% of FP17s Relating to Continuations	0	37	0.0%	1.2%	0.8%
% of Patients satisfied with the dentistry they have received	0	0	N/A	90.7%	91.9%
% of Patients satisfied with the time they had to wait for an appointment	0	0	N/A	85.6%	87.9%

\* This is based on patients treated on this contract for their most recent course of treatment. Figures in italics indicate the base number of FP17s or Patient Questionnaire responses are less than 100. N/A is shown where the base number of responses is less than 10 during the period. % is calculated as Quantity/Base number\*100

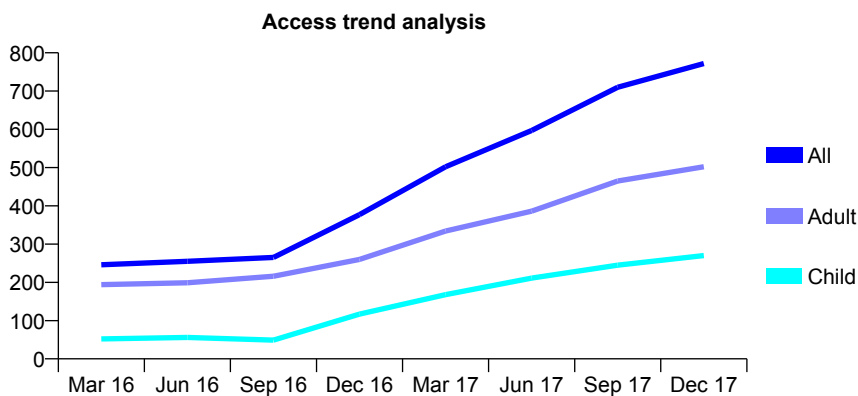
## 7A7 - Vital Signs At a Glance Contract Report for 154431/0003 - December 2017

Name or company name	Powys Local Health Board
Contract type name	PDS Contract
Purpose of contract	General
Contract start date	01/08/2011
Contract end date	31/07/2021

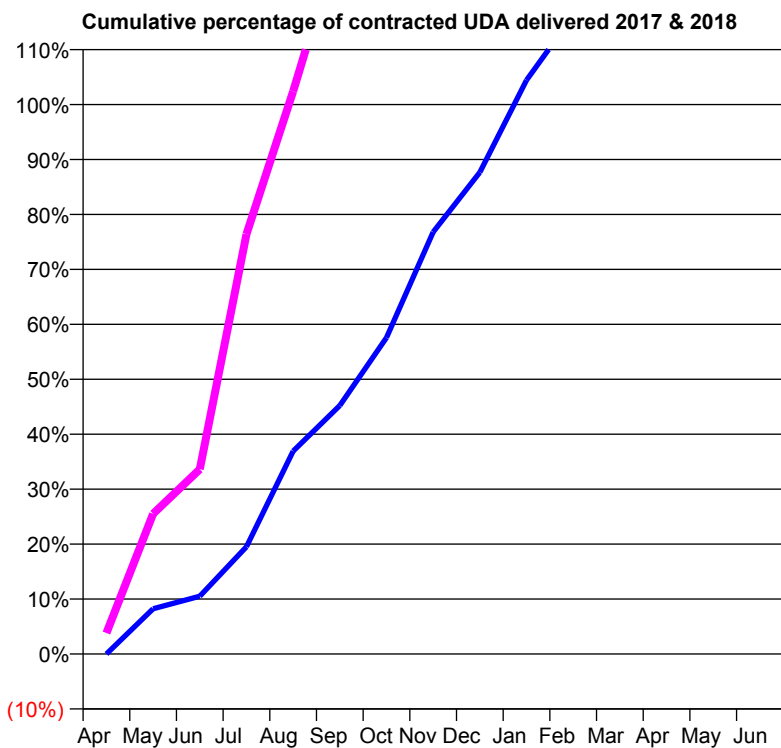
17/18 Contracted general activity (UDA)	700
Carry forward general activity (UDA)	0
17/18 Contracted orthodontic activity (UOA)	0
Carry forward orthodontic activity (UOA)	0
Baseline contract value	£0.00

### ACCESS\*

Patients seen in 24 months	Total	Change since previous quarter
Quarter ending December 2016	377	
Quarter ending March 2017	502	↑
Quarter ending June 2017	597	↑
Quarter ending September 2017	710	↑
Quarter ending December 2017	772	↑
<b>Variance since December 2016</b>	<b>104.8%</b>	<b>↑</b>



### ACTIVITY



Month	Adjusted Scheduled Activity (UDA)	
	2017	2018
April	0	27
May	58	179
June	74	235
July	137	535
August	258	717
September	317	913
October	403	970
November	538	1,138
December	614	1,278
January	731	
February	813	
March	1,116	
April	1,199	
May	1,220	
June	1,217	

### QUALITY

	Quantity	Base Number	Contract	LHB	Wales
% of FP17s for the same patient ID Re-attending within 3 months - Children	16	202	7.9%	7.9%	11.0%
% of FP17s for the same patient ID Re-attending within 3 months - Adults	50	414	12.1%	13.7%	16.1%
% of FP17s for the same patient ID Re-attending between 3 & 9 months - Children	25	202	12.4%	53.7%	58.9%
% of FP17s for the same patient ID Re-attending between 3 & 9 months - Adults	62	414	15.0%	51.8%	55.2%
% of FP17s for Band 1 Urgent Courses	161	565	28.5%	10.1%	9.0%
% of FP17s Relating to Free Repair or Replacements	0	565	0.0%	0.6%	0.7%
% of FP17s Relating to Continuations	0	565	0.0%	1.2%	0.8%
% of Patients satisfied with the dentistry they have received	10	11	90.9%	90.7%	91.9%
% of Patients satisfied with the time they had to wait for an appointment	10	11	90.9%	85.6%	87.9%

\* This is based on patients treated on this contract for their most recent course of treatment. Figures in italics indicate the base number of FP17s or Patient Questionnaire responses are less than 100. N/A is shown where the base number of responses is less than 10 during the period. % is calculated as Quantity/Base number\*100



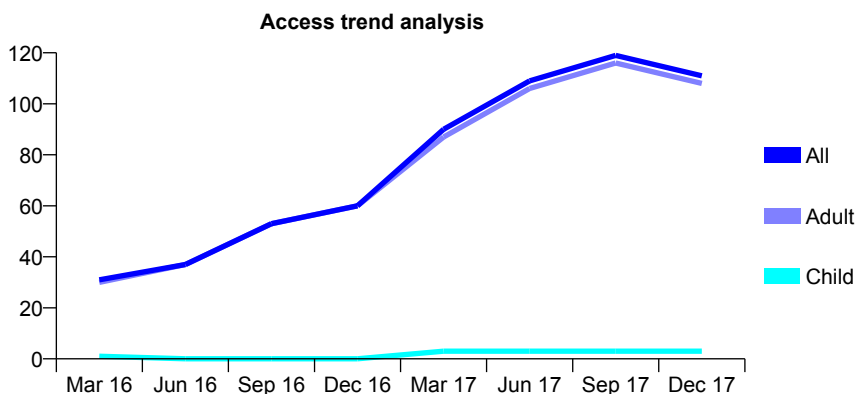
## 7A7 - Vital Signs At a Glance Contract Report for 154431/0004 - December 2017

Name or company name	Powys Local Health Board
Contract type name	GDS Contract
Purpose of contract	General
Contract start date	24/10/2011
Contract end date	

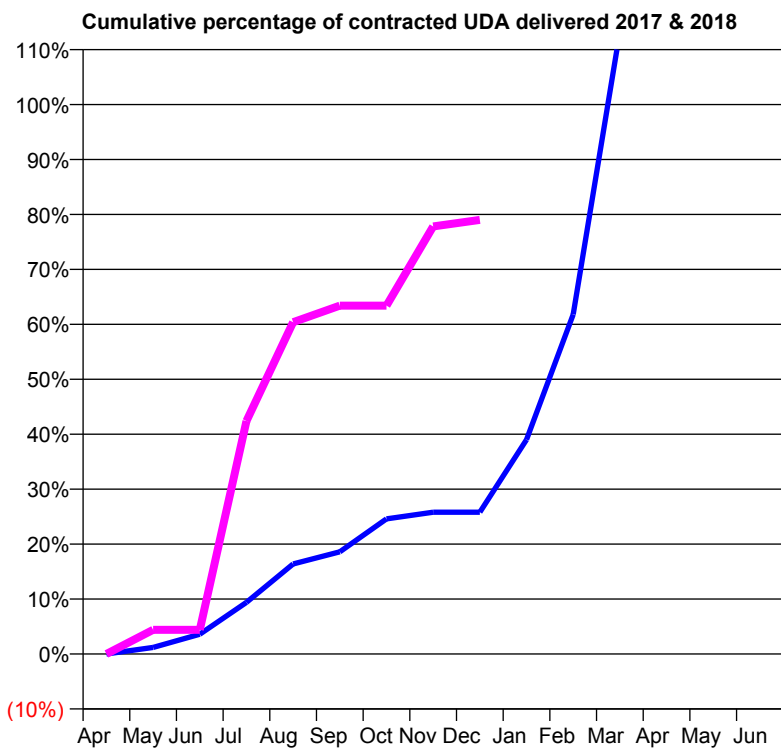
17/18 Contracted general activity (UDA)	100
Carry forward general activity (UDA)	0
17/18 Contracted orthodontic activity (UOA)	0
Carry forward orthodontic activity (UOA)	0
Baseline contract value	£0.00

### ACCESS\*

Patients seen in 24 months	Total	Change since previous quarter
Quarter ending December 2016	60	
Quarter ending March 2017	90	↑
Quarter ending June 2017	109	↑
Quarter ending September 2017	119	↑
Quarter ending December 2017	111	↓
<b>Variance since December 2016</b>	<b>85.0%</b>	<b>↑</b>



### ACTIVITY



Month	Adjusted Scheduled Activity (UDA)	
	2017	2018
April	0	0
May	1	4
June	4	4
July	9	42
August	16	60
September	19	63
October	25	63
November	26	78
December	26	79
January	39	
February	62	
March	113	
April	114	
May	145	
June	151	

### QUALITY

	Quantity	Base Number	Contract	LHB	Wales
% of FP17s for the same patient ID Re-attending within 3 months - Children	0	0	N/A	7.9%	11.0%
% of FP17s for the same patient ID Re-attending within 3 months - Adults	0	72	0.0%	13.7%	16.1%
% of FP17s for the same patient ID Re-attending between 3 & 9 months - Children	0	0	N/A	53.7%	58.9%
% of FP17s for the same patient ID Re-attending between 3 & 9 months - Adults	1	72	1.4%	51.8%	55.2%
% of FP17s for Band 1 Urgent Courses	46	56	82.1%	10.1%	9.0%
% of FP17s Relating to Free Repair or Replacements	0	56	0.0%	0.6%	0.7%
% of FP17s Relating to Continuations	0	56	0.0%	1.2%	0.8%
% of Patients satisfied with the dentistry they have received	0	0	N/A	90.7%	91.9%
% of Patients satisfied with the time they had to wait for an appointment	0	0	N/A	85.6%	87.9%

\* This is based on patients treated on this contract for their most recent course of treatment. Figures in italics indicate the base number of FP17s or Patient Questionnaire responses are less than 100. N/A is shown where the base number of responses is less than 10 during the period. % is calculated as Quantity/Base number\*100

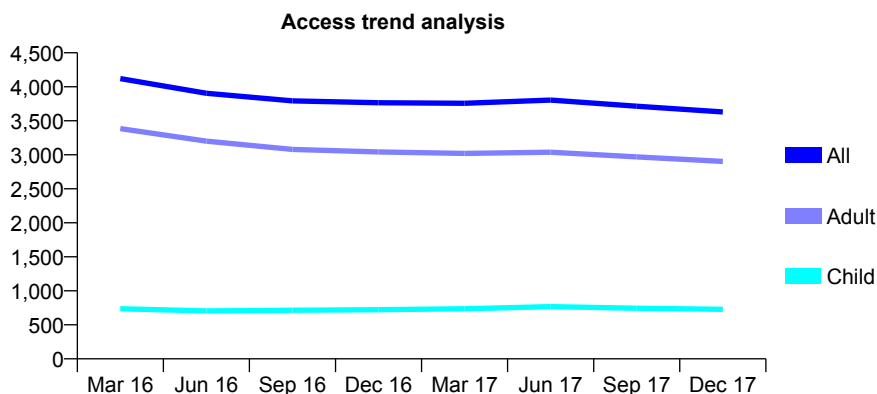
## 7A7 - Vital Signs At a Glance Contract Report for 158194/0003 - December 2017

Name or company name	Denticare Ltd
Contract type name	GDS Contract
Purpose of contract	General
Contract start date	01/04/2006
Contract end date	

17/18 Contracted general activity (UDA)	12,000
Carry forward general activity (UDA)	0
17/18 Contracted orthodontic activity (UOA)	0
Carry forward orthodontic activity (UOA)	0
Baseline contract value	£304,878.10

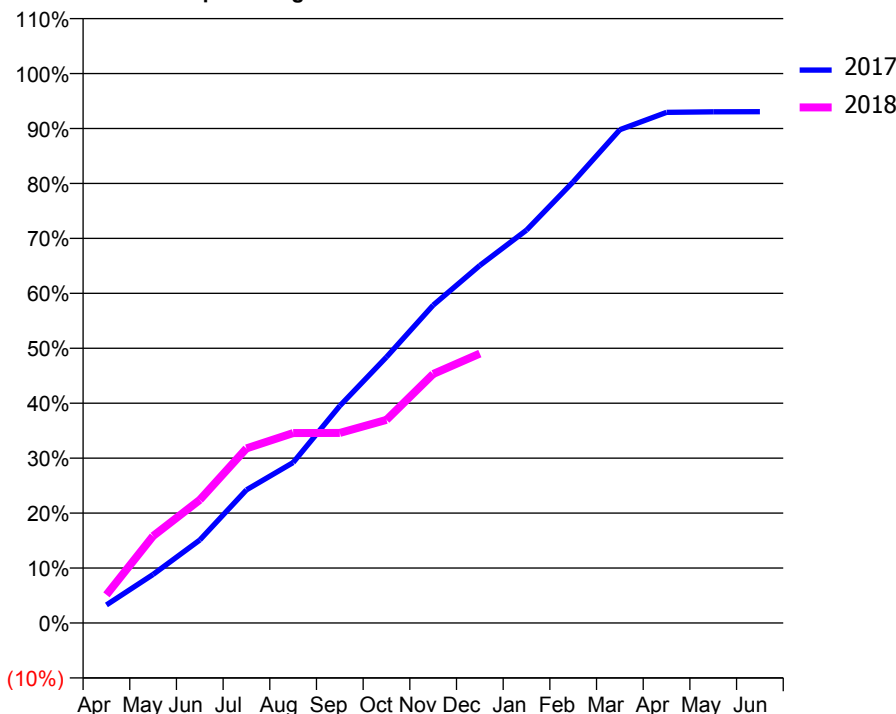
### ACCESS\*

Patients seen in 24 months	Total	Change since previous quarter
Quarter ending December 2016	3,766	
Quarter ending March 2017	3,757	→
Quarter ending June 2017	3,805	→
Quarter ending September 2017	3,714	↓
Quarter ending December 2017	3,631	↓
<b>Variance since December 2016</b>	<b>(3.6%)</b>	<b>↓</b>



### ACTIVITY

Cumulative percentage of contracted UDA delivered 2017 & 2018



Month	Adjusted Scheduled Activity (UDA)	
	2017	2018
April	395	616
May	1,060	1,900
June	1,811	2,688
July	2,907	3,814
August	3,503	4,148
September	4,741	4,152
October	5,809	4,437
November	6,941	5,437
December	7,810	5,883
January	8,581	
February	9,635	
March	10,774	
April	11,152	
May	11,165	
June	11,166	

### QUALITY

	Quantity	Base Number	Contract	LHB	Wales
% of FP17s for the same patient ID Re-attending within 3 months - Children	37	651	5.7%	7.9%	11.0%
% of FP17s for the same patient ID Re-attending within 3 months - Adults	292	2,414	12.1%	13.7%	16.1%
% of FP17s for the same patient ID Re-attending between 3 & 9 months - Children	422	651	64.8%	53.7%	58.9%
% of FP17s for the same patient ID Re-attending between 3 & 9 months - Adults	1,253	2,414	51.9%	51.8%	55.2%
% of FP17s for Band 1 Urgent Courses	192	2,891	6.6%	10.1%	9.0%
% of FP17s Relating to Free Repair or Replacements	8	2,891	0.3%	0.6%	0.7%
% of FP17s Relating to Continuations	37	2,891	1.3%	1.2%	0.8%
% of Patients satisfied with the dentistry they have received	58	61	95.1%	90.7%	91.9%
% of Patients satisfied with the time they had to wait for an appointment	49	61	80.3%	85.6%	87.9%

\* This is based on patients treated on this contract for their most recent course of treatment. Figures in italics indicate the base number of FP17s or Patient Questionnaire responses are less than 100. N/A is shown where the base number of responses is less than 10 during the period. % is calculated as Quantity/Base number\*100

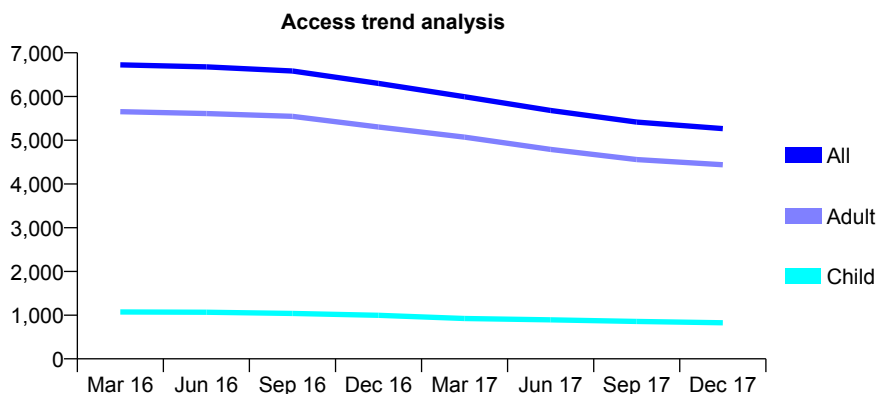
## 7A7 - Vital Signs At a Glance Contract Report for 158194/0004 - December 2017

Name or company name	Denticare Ltd
Contract type name	GDS Contract
Purpose of contract	General
Contract start date	01/04/2006
Contract end date	

17/18 Contracted general activity (UDA)	16,000
Carry forward general activity (UDA)	0
17/18 Contracted orthodontic activity (UOA)	0
Carry forward orthodontic activity (UOA)	0
Baseline contract value	£406,508.54

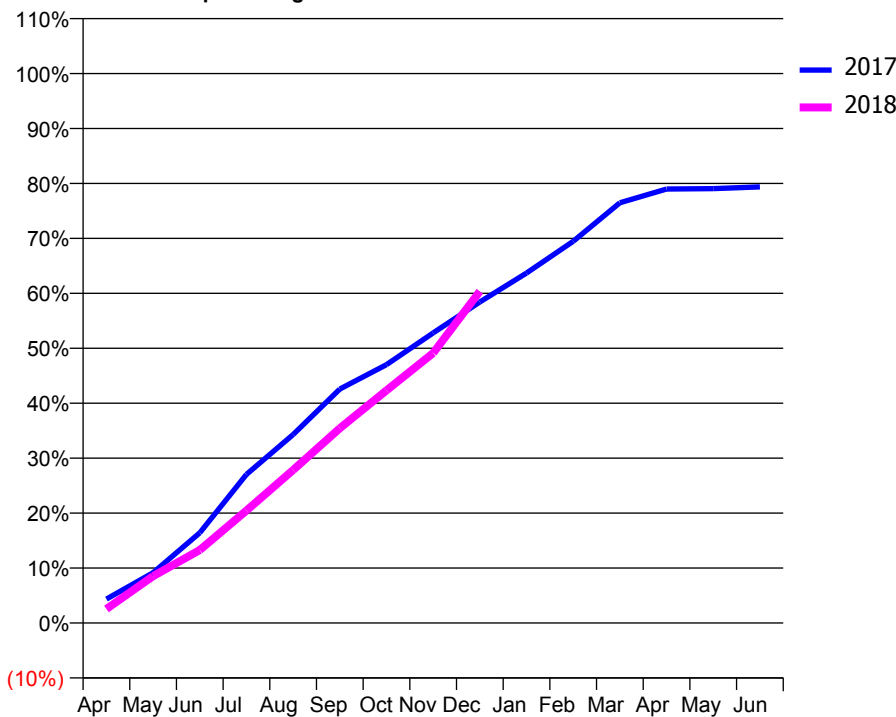
### ACCESS\*

Patients seen in 24 months	Total	Change since previous quarter
Quarter ending December 2016	6,300	
Quarter ending March 2017	5,994	↓
Quarter ending June 2017	5,680	↓
Quarter ending September 2017	5,415	↓
Quarter ending December 2017	5,265	↓
<b>Variance since December 2016</b>	<b>(16.4%)</b>	<b>↓</b>



### ACTIVITY

Cumulative percentage of contracted UDA delivered 2017 & 2018



Month	Adjusted Scheduled Activity (UDA)	
	2017	2018
April	761	410
May	1,605	1,364
June	2,874	2,126
July	4,732	3,274
August	6,003	4,454
September	7,450	5,671
October	8,227	6,775
November	9,237	7,861
December	10,224	9,660
January	11,145	
February	12,156	
March	13,382	
April	13,822	
May	13,833	
June	13,887	

### QUALITY

	Quantity	Base Number	Contract	LHB	Wales
% of FP17s for the same patient ID Re-attending within 3 months - Children	22	722	3.0%	7.9%	11.0%
% of FP17s for the same patient ID Re-attending within 3 months - Adults	342	3,849	8.9%	13.7%	16.1%
% of FP17s for the same patient ID Re-attending between 3 & 9 months - Children	245	722	33.9%	53.7%	58.9%
% of FP17s for the same patient ID Re-attending between 3 & 9 months - Adults	1,460	3,849	37.9%	51.8%	55.2%
% of FP17s for Band 1 Urgent Courses	109	4,349	2.5%	10.1%	9.0%
% of FP17s Relating to Free Repair or Replacements	20	4,349	0.5%	0.6%	0.7%
% of FP17s Relating to Continuations	60	4,349	1.4%	1.2%	0.8%
% of Patients satisfied with the dentistry they have received	73	79	92.4%	90.7%	91.9%
% of Patients satisfied with the time they had to wait for an appointment	60	79	75.9%	85.6%	87.9%

\* This is based on patients treated on this contract for their most recent course of treatment. Figures in italics indicate the base number of FP17s or Patient Questionnaire responses are less than 100. N/A is shown where the base number of responses is less than 10 during the period. % is calculated as Quantity/Base number\*100

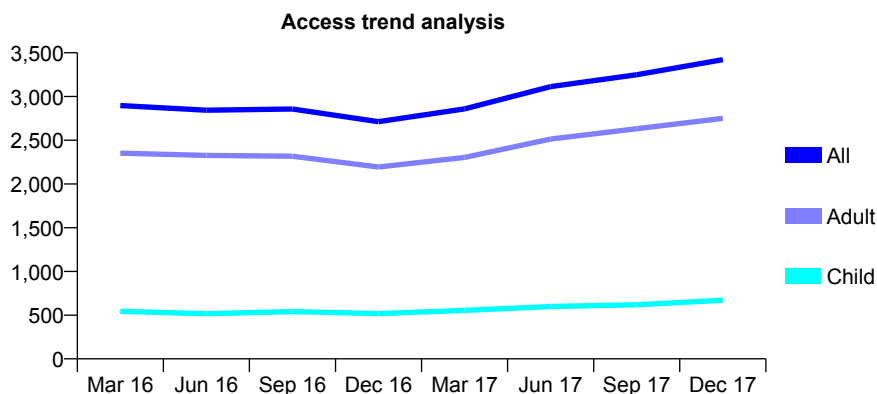
## 7A7 - Vital Signs At a Glance Contract Report for 158194/0010 - December 2017

Name or company name	Denticare Ltd
Contract type name	GDS Contract
Purpose of contract	General
Contract start date	01/04/2006
Contract end date	

17/18 Contracted general activity (UDA)	9,500
Carry forward general activity (UDA)	0
17/18 Contracted orthodontic activity (UOA)	0
Carry forward orthodontic activity (UOA)	0
Baseline contract value	£241,361.83

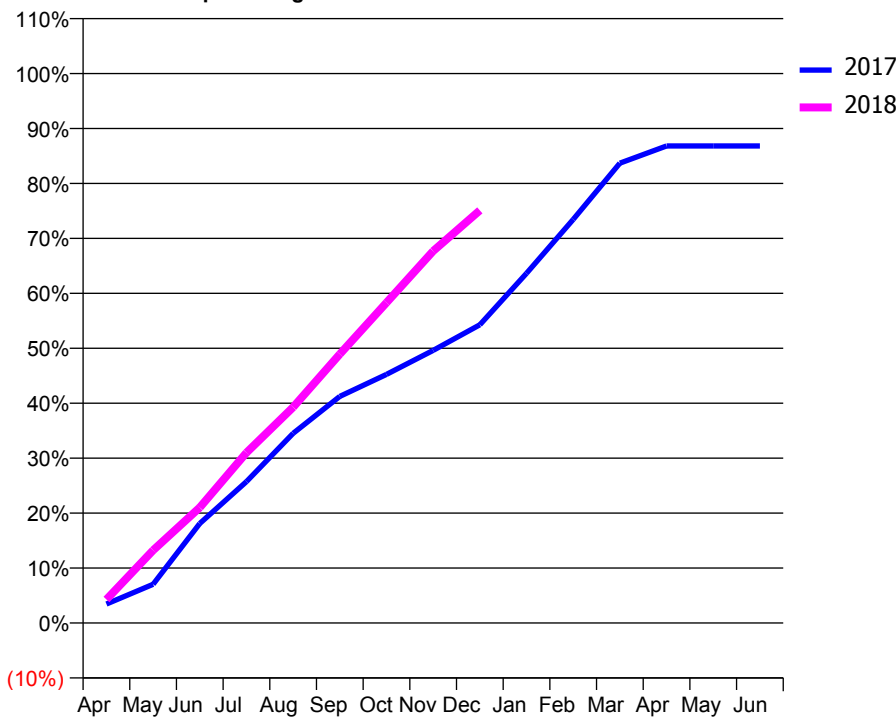
### ACCESS\*

Patients seen in 24 months	Total	Change since previous quarter
Quarter ending December 2016	2,712	
Quarter ending March 2017	2,858	↑
Quarter ending June 2017	3,113	↑
Quarter ending September 2017	3,249	↑
Quarter ending December 2017	3,421	↑
<b>Variance since December 2016</b>	<b>26.1%</b>	<b>↑</b>



### ACTIVITY

Cumulative percentage of contracted UDA delivered 2017 & 2018



Month	Adjusted Scheduled Activity (UDA)	
	2017	2018
April	329	408
May	671	1,257
June	1,722	1,997
July	2,445	2,946
August	3,279	3,730
September	3,918	4,648
October	4,298	5,538
November	4,713	6,431
December	5,155	7,134
January	6,045	
February	6,978	
March	7,951	
April	8,247	
May	8,247	
June	8,247	

### QUALITY

	Quantity	Base Number	Contract	LHB	Wales
% of FP17s for the same patient ID Re-attending within 3 months - Children	36	731	4.9%	7.9%	11.0%
% of FP17s for the same patient ID Re-attending within 3 months - Adults	437	3,081	14.2%	13.7%	16.1%
% of FP17s for the same patient ID Re-attending between 3 & 9 months - Children	414	731	56.6%	53.7%	58.9%
% of FP17s for the same patient ID Re-attending between 3 & 9 months - Adults	1,407	3,081	45.7%	51.8%	55.2%
% of FP17s for Band 1 Urgent Courses	375	3,646	10.3%	10.1%	9.0%
% of FP17s Relating to Free Repair or Replacements	25	3,646	0.7%	0.6%	0.7%
% of FP17s Relating to Continuations	64	3,646	1.8%	1.2%	0.8%
% of Patients satisfied with the dentistry they have received	57	61	93.4%	90.7%	91.9%
% of Patients satisfied with the time they had to wait for an appointment	57	61	93.4%	85.6%	87.9%

\* This is based on patients treated on this contract for their most recent course of treatment. Figures in italics indicate the base number of FP17s or Patient Questionnaire responses are less than 100. N/A is shown where the base number of responses is less than 10 during the period. % is calculated as Quantity/Base number\*100

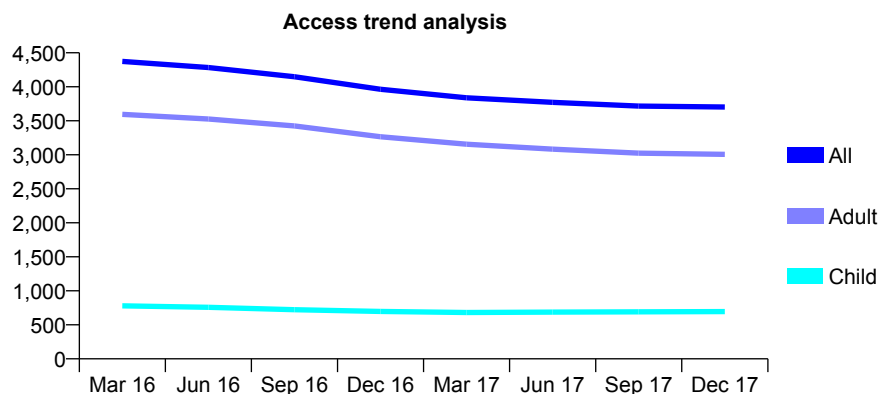
## 7A7 - Vital Signs At a Glance Contract Report for 158194/0022 - December 2017

Name or company name	Denticare Ltd
Contract type name	GDS Contract
Purpose of contract	General
Contract start date	15/12/2008
Contract end date	

17/18 Contracted general activity (UDA)	11,000
Carry forward general activity (UDA)	0
17/18 Contracted orthodontic activity (UOA)	0
Carry forward orthodontic activity (UOA)	0
Baseline contract value	£279,471.59

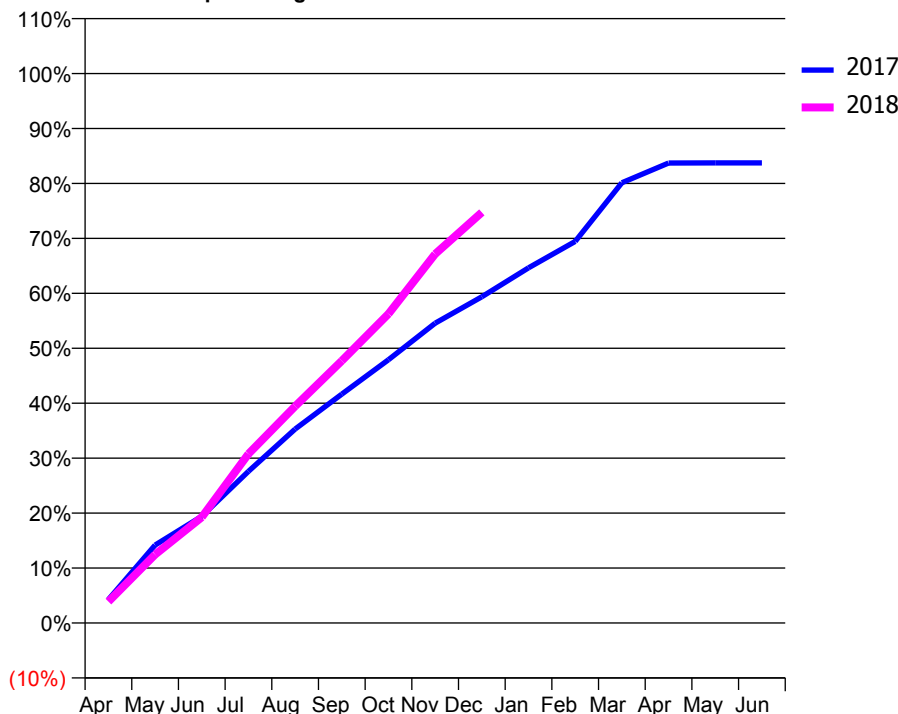
### ACCESS\*

Patients seen in 24 months	Total	Change since previous quarter
Quarter ending December 2016	3,964	
Quarter ending March 2017	3,838	↓
Quarter ending June 2017	3,771	↓
Quarter ending September 2017	3,716	↓
Quarter ending December 2017	3,702	→
<b>Variance since December 2016</b>	<b>(6.6%)</b>	<b>↓</b>



### ACTIVITY

Cumulative percentage of contracted UDA delivered 2017 & 2018



Adjusted Scheduled Activity (UDA)

Month	2017	2018
April	472	429
May	1,560	1,370
June	2,136	2,117
July	3,037	3,385
August	3,882	4,339
September	4,582	5,248
October	5,270	6,188
November	6,003	7,389
December	6,530	8,221
January	7,109	
February	7,640	
March	8,814	
April	9,209	
May	9,210	
June	9,210	

### QUALITY

	Quantity	Base Number	Contract	LHB	Wales
% of FP17s for the same patient ID Re-attending within 3 months - Children	33	784	4.2%	7.9%	11.0%
% of FP17s for the same patient ID Re-attending within 3 months - Adults	436	3,407	12.8%	13.7%	16.1%
% of FP17s for the same patient ID Re-attending between 3 & 9 months - Children	378	784	48.2%	53.7%	58.9%
% of FP17s for the same patient ID Re-attending between 3 & 9 months - Adults	1,331	3,407	39.1%	51.8%	55.2%
% of FP17s for Band 1 Urgent Courses	262	4,013	6.5%	10.1%	9.0%
% of FP17s Relating to Free Repair or Replacements	14	4,013	0.3%	0.6%	0.7%
% of FP17s Relating to Continuations	106	4,013	2.6%	1.2%	0.8%
% of Patients satisfied with the dentistry they have received	101	109	92.7%	90.7%	91.9%
% of Patients satisfied with the time they had to wait for an appointment	93	109	85.3%	85.6%	87.9%

\* This is based on patients treated on this contract for their most recent course of treatment. Figures in italics indicate the base number of FP17s or Patient Questionnaire responses are less than 100. N/A is shown where the base number of responses is less than 10 during the period. % is calculated as Quantity/Base number\*100

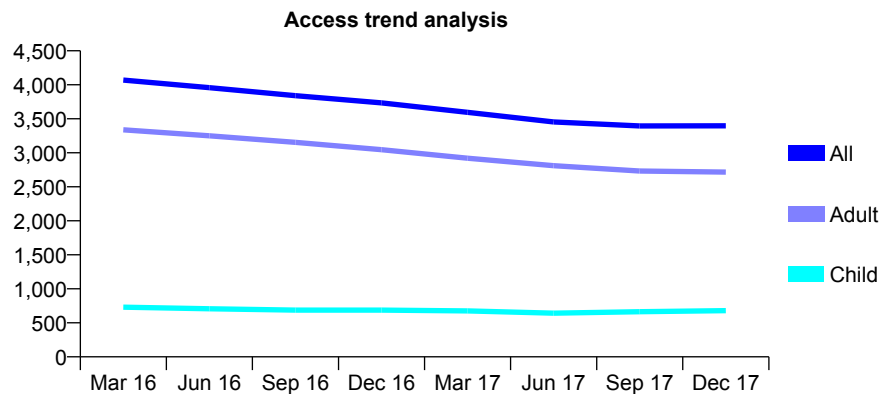
## 7A7 - Vital Signs At a Glance Contract Report for 158194/0024 - December 2017

Name or company name	Denticare Ltd
Contract type name	GDS Contract
Purpose of contract	General
Contract start date	01/07/2009
Contract end date	

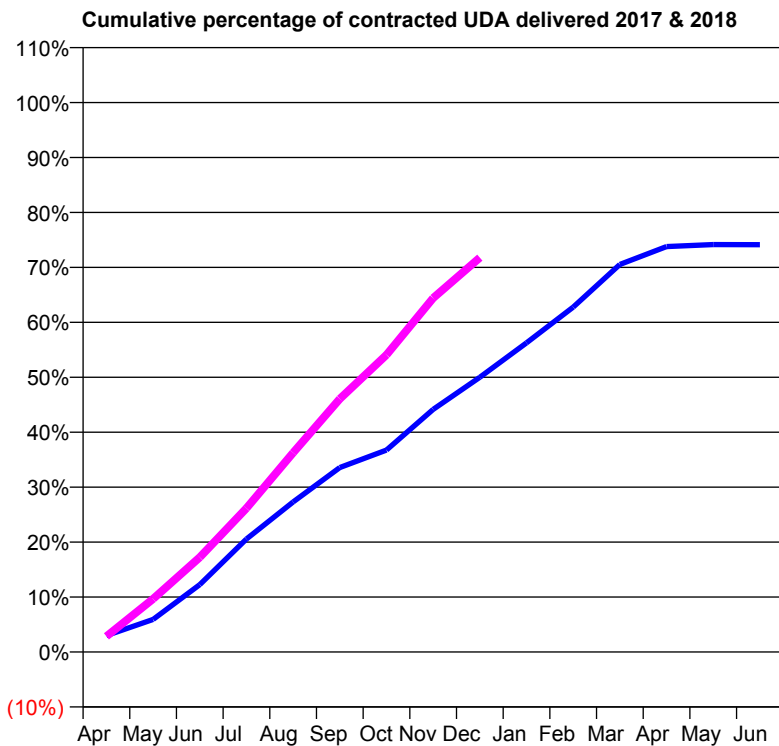
17/18 Contracted general activity (UDA)	10,000
Carry forward general activity (UDA)	0
17/18 Contracted orthodontic activity (UOA)	0
Carry forward orthodontic activity (UOA)	0
Baseline contract value	£254,058.48

### ACCESS\*

Patients seen in 24 months	Total	Change since previous quarter
Quarter ending December 2016	3,734	
Quarter ending March 2017	3,596	↓
Quarter ending June 2017	3,453	↓
Quarter ending September 2017	3,395	↓
Quarter ending December 2017	3,397	→
<b>Variance since December 2016</b>	<b>(9.0%)</b>	<b>↓</b>



### ACTIVITY



Month	Adjusted Scheduled Activity (UDA)	
	2017	2018
April	361	285
May	711	967
June	1,471	1,725
July	2,467	2,617
August	3,277	3,627
September	4,029	4,607
October	4,409	5,409
November	5,298	6,442
December	6,001	7,176
January	6,752	
February	7,533	
March	8,463	
April	8,853	
May	8,898	
June	8,895	

### QUALITY

	Quantity	Base Number	Contract	LHB	Wales
% of FP17s for the same patient ID Re-attending within 3 months - Children	45	776	5.8%	7.9%	11.0%
% of FP17s for the same patient ID Re-attending within 3 months - Adults	530	3,483	15.2%	13.7%	16.1%
% of FP17s for the same patient ID Re-attending between 3 & 9 months - Children	420	776	54.1%	53.7%	58.9%
% of FP17s for the same patient ID Re-attending between 3 & 9 months - Adults	2,063	3,483	59.2%	51.8%	55.2%
% of FP17s for Band 1 Urgent Courses	340	4,050	8.4%	10.1%	9.0%
% of FP17s Relating to Free Repair or Replacements	57	4,050	1.4%	0.6%	0.7%
% of FP17s Relating to Continuations	93	4,050	2.3%	1.2%	0.8%
% of Patients satisfied with the dentistry they have received	73	84	86.9%	90.7%	91.9%
% of Patients satisfied with the time they had to wait for an appointment	70	84	83.3%	85.6%	87.9%

\* This is based on patients treated on this contract for their most recent course of treatment. Figures in italics indicate the base number of FP17s or Patient Questionnaire responses are less than 100. N/A is shown where the base number of responses is less than 10 during the period. % is calculated as Quantity/Base number\*100

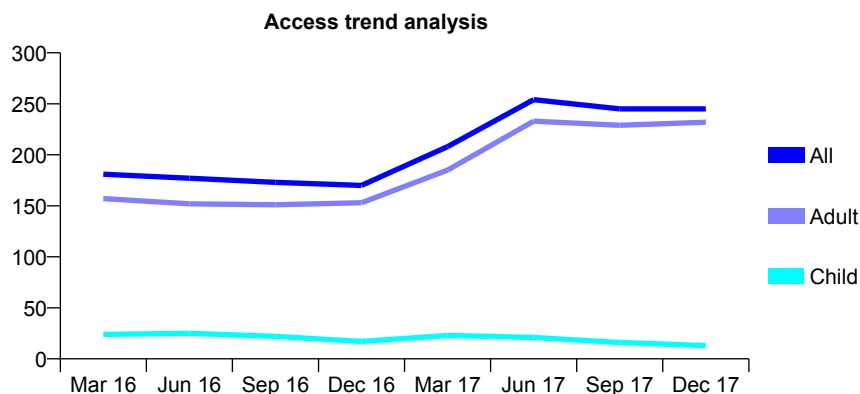
## 7A7 - Vital Signs At a Glance Contract Report for 158194/0026 - December 2017

Name or company name	Denticare Ltd
Contract type name	PDS Contract
Purpose of contract	General
Contract start date	01/11/2010
Contract end date	31/10/2020

17/18 Contracted general activity (UDA)	638
Carry forward general activity (UDA)	0
17/18 Contracted orthodontic activity (UOA)	0
Carry forward orthodontic activity (UOA)	0
Baseline contract value	£69,023.88

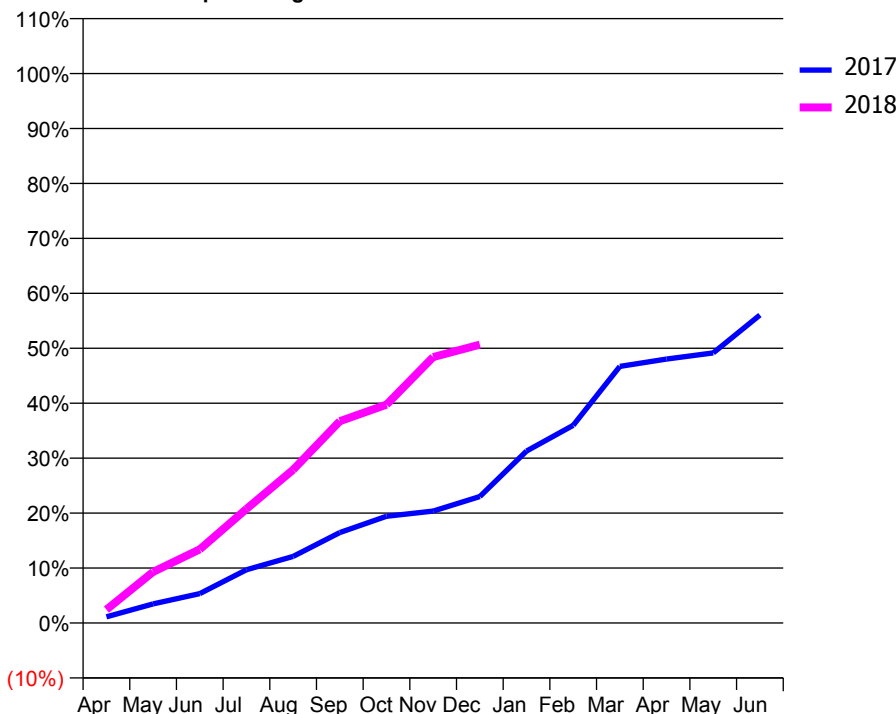
### ACCESS\*

Patients seen in 24 months	Total	Change since previous quarter
Quarter ending December 2016	170	
Quarter ending March 2017	208	↑
Quarter ending June 2017	254	↑
Quarter ending September 2017	245	↓
Quarter ending December 2017	245	→
<b>Variance since December 2016</b>	<b>44.1%</b>	<b>↑</b>



### ACTIVITY

Cumulative percentage of contracted UDA delivered 2017 & 2018



Month	Adjusted Scheduled Activity (UDA)	
	2017	2018
April	7	16
May	22	59
June	34	86
July	62	132
August	77	178
September	105	234
October	124	254
November	130	309
December	147	323
January	200	
February	230	
March	298	
April	306	
May	314	
June	358	

### QUALITY

	Quantity	Base Number	Contract	LHB	Wales
% of FP17s for the same patient ID Re-attending within 3 months - Children	0	39	0.0%	7.9%	11.0%
% of FP17s for the same patient ID Re-attending within 3 months - Adults	8	320	2.5%	13.7%	16.1%
% of FP17s for the same patient ID Re-attending between 3 & 9 months - Children	1	39	2.6%	53.7%	58.9%
% of FP17s for the same patient ID Re-attending between 3 & 9 months - Adults	1	320	0.3%	51.8%	55.2%
% of FP17s for Band 1 Urgent Courses	275	277	99.3%	10.1%	9.0%
% of FP17s Relating to Free Repair or Replacements	0	277	0.0%	0.6%	0.7%
% of FP17s Relating to Continuations	0	277	0.0%	1.2%	0.8%
% of Patients satisfied with the dentistry they have received	5	5	N/A	90.7%	91.9%
% of Patients satisfied with the time they had to wait for an appointment	5	5	N/A	85.6%	87.9%

\* This is based on patients treated on this contract for their most recent course of treatment. Figures in italics indicate the base number of FP17s or Patient Questionnaire responses are less than 100. N/A is shown where the base number of responses is less than 10 during the period. % is calculated as Quantity/Base number\*100

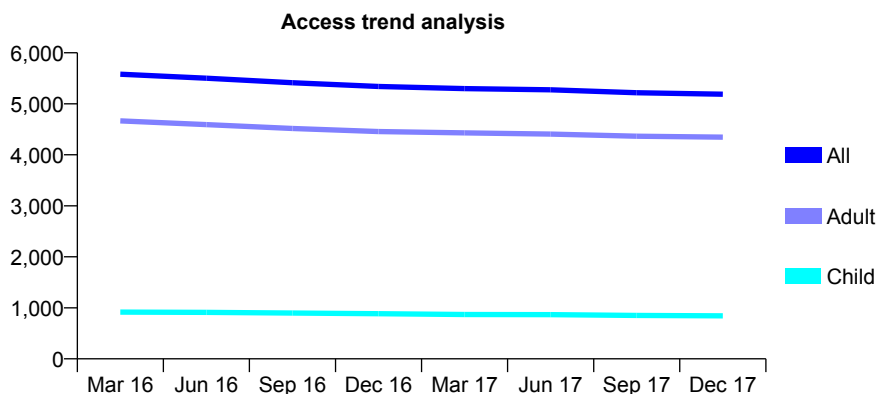
## 7A7 - Vital Signs At a Glance Contract Report for 193267/0001 - December 2017

Name or company name	Dr DG Evans and Dr JC Evans
Contract type name	GDS Contract
Purpose of contract	General
Contract start date	01/04/2006
Contract end date	

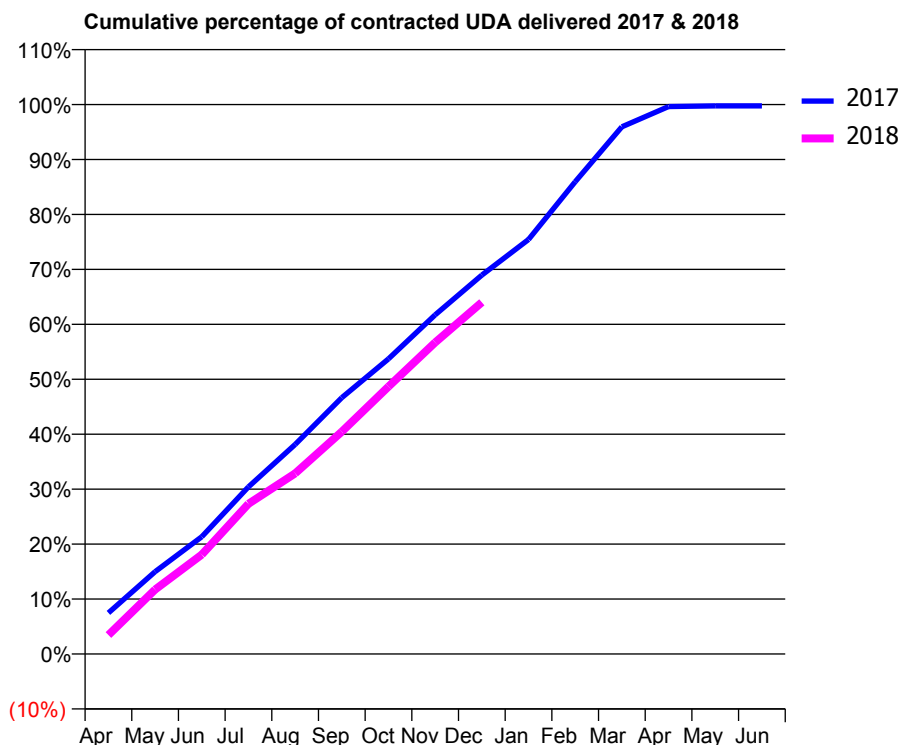
17/18 Contracted general activity (UDA)	15,417
Carry forward general activity (UDA)	37
17/18 Contracted orthodontic activity (UOA)	0
Carry forward orthodontic activity (UOA)	0
Baseline contract value	£391,767.27

### ACCESS\*

Patients seen in 24 months	Total	Change since previous quarter
Quarter ending December 2016	5,341	
Quarter ending March 2017	5,298	→
Quarter ending June 2017	5,274	→
Quarter ending September 2017	5,216	↓
Quarter ending December 2017	5,189	→
<b>Variance since December 2016</b>	<b>(2.8%)</b>	<b>↓</b>



### ACTIVITY



Month	Adjusted Scheduled Activity (UDA)	
	2017	2018
April	1,153	531
May	2,310	1,809
June	3,291	2,790
July	4,689	4,215
August	5,878	5,068
September	7,194	6,239
October	8,281	7,505
November	9,516	8,742
December	10,632	9,866
January	11,631	
February	13,250	
March	14,790	
April	15,361	
May	15,380	
June	15,380	

### QUALITY

	Quantity	Base Number	Contract	LHB	Wales
% of FP17s for the same patient ID Re-attending within 3 months - Children	57	906	6.3%	7.9%	11.0%
% of FP17s for the same patient ID Re-attending within 3 months - Adults	778	5,000	15.6%	13.7%	16.1%
% of FP17s for the same patient ID Re-attending between 3 & 9 months - Children	540	906	59.6%	53.7%	58.9%
% of FP17s for the same patient ID Re-attending between 3 & 9 months - Adults	3,011	5,000	60.2%	51.8%	55.2%
% of FP17s for Band 1 Urgent Courses	616	5,605	11.0%	10.1%	9.0%
% of FP17s Relating to Free Repair or Replacements	54	5,605	1.0%	0.6%	0.7%
% of FP17s Relating to Continuations	57	5,605	1.0%	1.2%	0.8%
% of Patients satisfied with the dentistry they have received	115	120	95.8%	90.7%	91.9%
% of Patients satisfied with the time they had to wait for an appointment	113	120	94.2%	85.6%	87.9%

\* This is based on patients treated on this contract for their most recent course of treatment. Figures in italics indicate the base number of FP17s or Patient Questionnaire responses are less than 100. N/A is shown where the base number of responses is less than 10 during the period. % is calculated as Quantity/Base number\*100



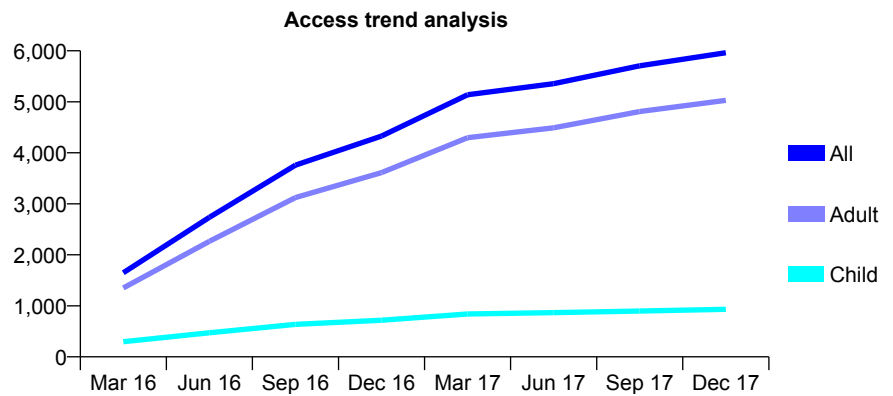
## 7A7 - Vital Signs At a Glance Contract Report for 208248/0002 - December 2017

Name or company name	The Martin Partnership
Contract type name	GDS Contract
Purpose of contract	General
Contract start date	21/12/2015
Contract end date	

17/18 Contracted general activity (UDA)	16,364
Carry forward general activity (UDA)	-105
17/18 Contracted orthodontic activity (UOA)	0
Carry forward orthodontic activity (UOA)	0
Baseline contract value	£406,922.83

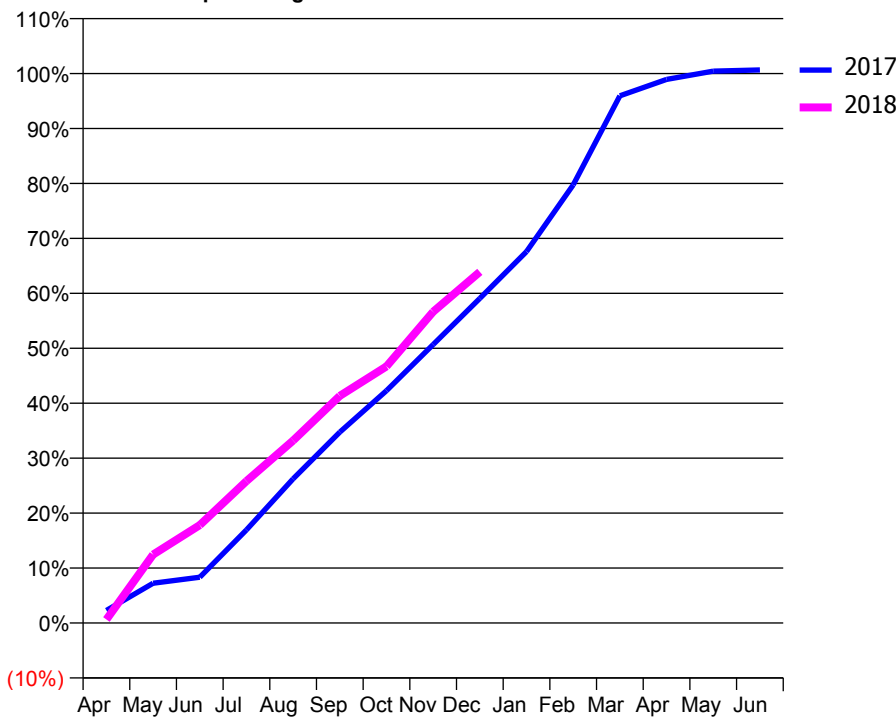
### ACCESS\*

Patients seen in 24 months	Total	Change since previous quarter
Quarter ending December 2016	4,329	
Quarter ending March 2017	5,139	↑
Quarter ending June 2017	5,356	↑
Quarter ending September 2017	5,707	↑
Quarter ending December 2017	5,961	↑
<b>Variance since December 2016</b>	<b>37.7%</b>	<b>↑</b>



### ACTIVITY

Cumulative percentage of contracted UDA delivered 2017 & 2018



Month	Adjusted Scheduled Activity (UDA)	
	2017	2018
April	375	105
May	1,185	2,040
June	1,366	2,918
July	2,773	4,228
August	4,297	5,435
September	5,683	6,765
October	6,920	7,641
November	8,292	9,272
December	9,667	10,459
January	11,060	
February	13,045	
March	15,700	
April	16,189	
May	16,435	
June	16,469	

### QUALITY

	Quantity	Base Number	Contract	LHB	Wales
% of FP17s for the same patient ID Re-attending within 3 months - Children	19	753	2.5%	7.9%	11.0%
% of FP17s for the same patient ID Re-attending within 3 months - Adults	406	4,357	9.3%	13.7%	16.1%
% of FP17s for the same patient ID Re-attending between 3 & 9 months - Children	326	753	43.3%	53.7%	58.9%
% of FP17s for the same patient ID Re-attending between 3 & 9 months - Adults	2,095	4,357	48.1%	51.8%	55.2%
% of FP17s for Band 1 Urgent Courses	361	4,828	7.5%	10.1%	9.0%
% of FP17s Relating to Free Repair or Replacements	35	4,828	0.7%	0.6%	0.7%
% of FP17s Relating to Continuations	25	4,828	0.5%	1.2%	0.8%
% of Patients satisfied with the dentistry they have received	86	96	89.6%	90.7%	91.9%
% of Patients satisfied with the time they had to wait for an appointment	87	96	90.6%	85.6%	87.9%

\* This is based on patients treated on this contract for their most recent course of treatment. Figures in italics indicate the base number of FP17s or Patient Questionnaire responses are less than 100. N/A is shown where the base number of responses is less than 10 during the period. % is calculated as Quantity/Base number\*100

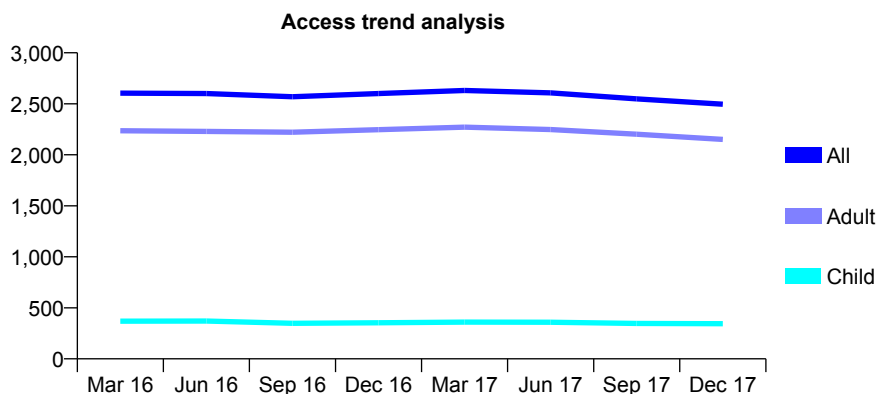
## 7A7 - Vital Signs At a Glance Contract Report for 218812/0001 - December 2017

Name or company name	MR JD ROBERTS-JAMES
Contract type name	GDS Contract
Purpose of contract	General
Contract start date	01/04/2006
Contract end date	

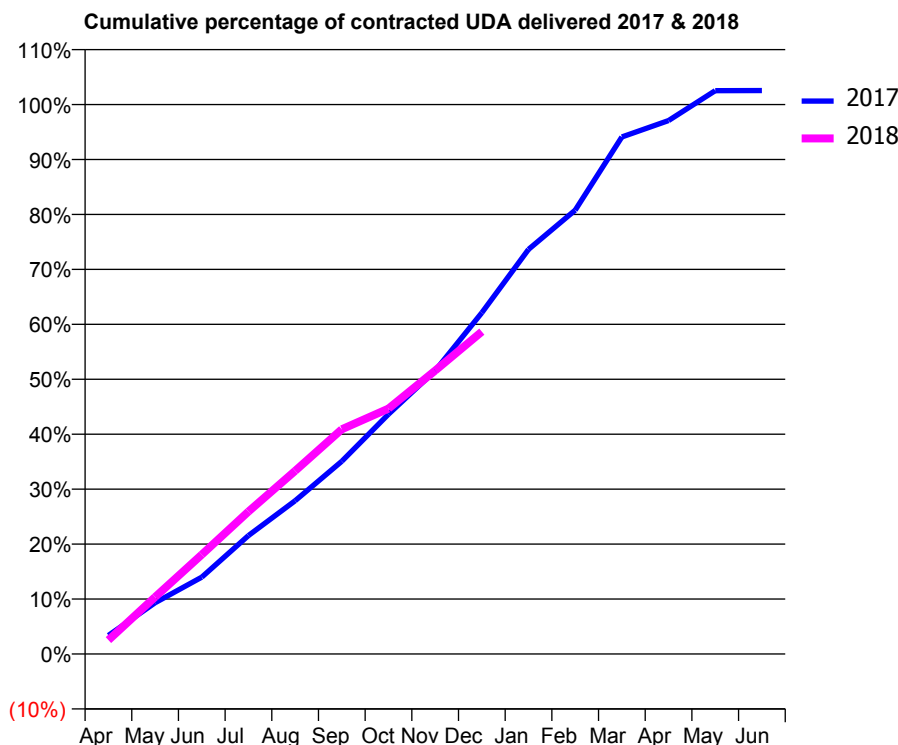
17/18 Contracted general activity (UDA)	7,456
Carry forward general activity (UDA)	-189
17/18 Contracted orthodontic activity (UOA)	0
Carry forward orthodontic activity (UOA)	0
Baseline contract value	£190,428.81

### ACCESS\*

Patients seen in 24 months	Total	Change since previous quarter
Quarter ending December 2016	2,601	
Quarter ending March 2017	2,631	→
Quarter ending June 2017	2,607	→
Quarter ending September 2017	2,549	↓
Quarter ending December 2017	2,496	↓
<b>Variance since December 2016</b>	<b>(4.0%)</b>	<b>↓</b>



### ACTIVITY



Month	Adjusted Scheduled Activity (UDA)	
	2017	2018
April	252	189
May	695	773
June	1,042	1,349
July	1,607	1,933
August	2,080	2,485
September	2,615	3,049
October	3,255	3,330
November	3,844	3,847
December	4,631	4,374
January	5,491	
February	6,022	
March	7,015	
April	7,238	
May	7,644	
June	7,645	

### QUALITY

	Quantity	Base Number	Contract	LHB	Wales
% of FP17s for the same patient ID Re-attending within 3 months - Children	27	367	7.4%	7.9%	11.0%
% of FP17s for the same patient ID Re-attending within 3 months - Adults	269	2,043	13.2%	13.7%	16.1%
% of FP17s for the same patient ID Re-attending between 3 & 9 months - Children	243	367	66.2%	53.7%	58.9%
% of FP17s for the same patient ID Re-attending between 3 & 9 months - Adults	1,197	2,043	58.6%	51.8%	55.2%
% of FP17s for Band 1 Urgent Courses	91	2,086	4.4%	10.1%	9.0%
% of FP17s Relating to Free Repair or Replacements	8	2,086	0.4%	0.6%	0.7%
% of FP17s Relating to Continuations	22	2,086	1.1%	1.2%	0.8%
% of Patients satisfied with the dentistry they have received	66	70	94.3%	90.7%	91.9%
% of Patients satisfied with the time they had to wait for an appointment	60	70	85.7%	85.6%	87.9%

\* This is based on patients treated on this contract for their most recent course of treatment. Figures in italics indicate the base number of FP17s or Patient Questionnaire responses are less than 100. N/A is shown where the base number of responses is less than 10 during the period. % is calculated as Quantity/Base number\*100

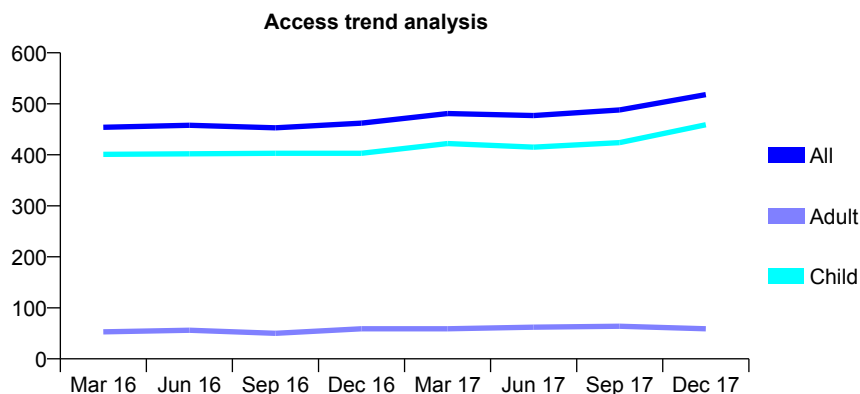
## 7A7 - Vital Signs At a Glance Contract Report for 565350/0001 - December 2017

Name or company name	MR CA HIMSWORTH
Contract type name	GDS Contract
Purpose of contract	General
Contract start date	01/04/2006
Contract end date	

17/18 Contracted general activity (UDA)	1,250
Carry forward general activity (UDA)	8
17/18 Contracted orthodontic activity (UOA)	0
Carry forward orthodontic activity (UOA)	0
Baseline contract value	£36,550.21

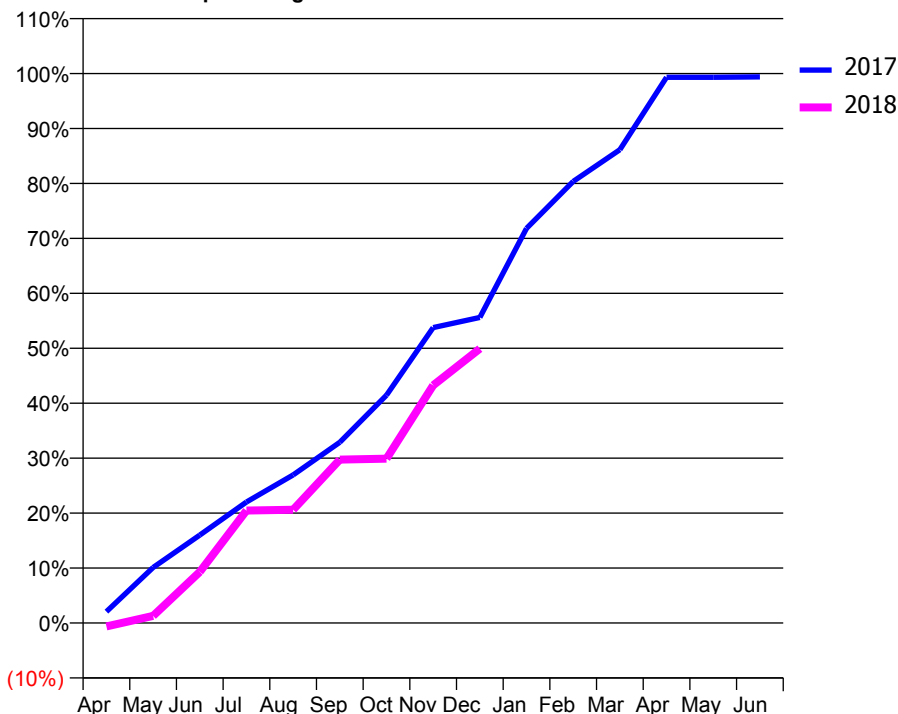
### ACCESS\*

Patients seen in 24 months	Total	Change since previous quarter
Quarter ending December 2016	462	
Quarter ending March 2017	481	↑
Quarter ending June 2017	477	→
Quarter ending September 2017	488	↑
Quarter ending December 2017	518	↑
<b>Variance since December 2016</b>	<b>12.1%</b>	<b>↑</b>



### ACTIVITY

Cumulative percentage of contracted UDA delivered 2017 & 2018



Month	Adjusted Scheduled Activity (UDA)	
	2017	2018
April	26	-8
May	126	16
June	200	116
July	275	256
August	337	258
September	411	372
October	518	374
November	672	541
December	695	624
January	898	
February	1,004	
March	1,077	
April	1,241	
May	1,241	
June	1,242	

### QUALITY

	Quantity	Base Number	Contract	LHB	Wales
% of FP17s for the same patient ID Re-attending within 3 months - Children	60	590	10.2%	7.9%	11.0%
% of FP17s for the same patient ID Re-attending within 3 months - Adults	0	1	0.0%	13.7%	16.1%
% of FP17s for the same patient ID Re-attending between 3 & 9 months - Children	338	590	57.3%	53.7%	58.9%
% of FP17s for the same patient ID Re-attending between 3 & 9 months - Adults	0	1	0.0%	51.8%	55.2%
% of FP17s for Band 1 Urgent Courses	27	483	5.6%	10.1%	9.0%
% of FP17s Relating to Free Repair or Replacements	0	483	0.0%	0.6%	0.7%
% of FP17s Relating to Continuations	0	483	0.0%	1.2%	0.8%
% of Patients satisfied with the dentistry they have received	5	6	N/A	90.7%	91.9%
% of Patients satisfied with the time they had to wait for an appointment	3	6	N/A	85.6%	87.9%

\* This is based on patients treated on this contract for their most recent course of treatment. Figures in italics indicate the base number of FP17s or Patient Questionnaire responses are less than 100. N/A is shown where the base number of responses is less than 10 during the period. % is calculated as Quantity/Base number\*100

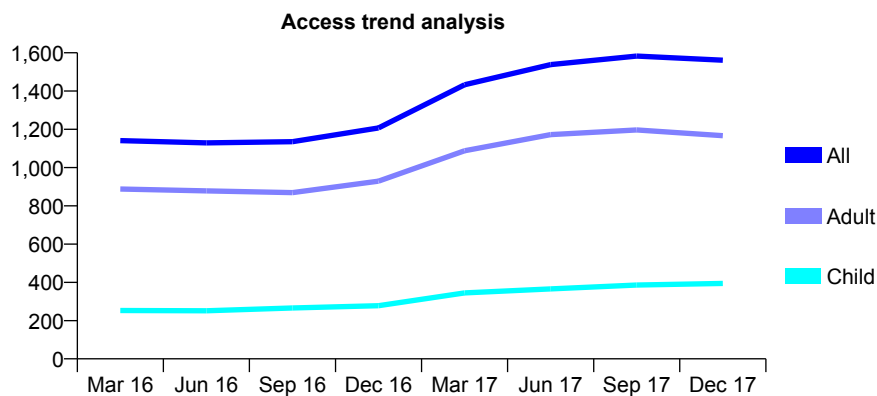
## 7A7 - Vital Signs At a Glance Contract Report for 659193/0002 - December 2017

Name or company name	T&C Ichim
Contract type name	GDS Contract
Purpose of contract	General
Contract start date	03/05/2014
Contract end date	

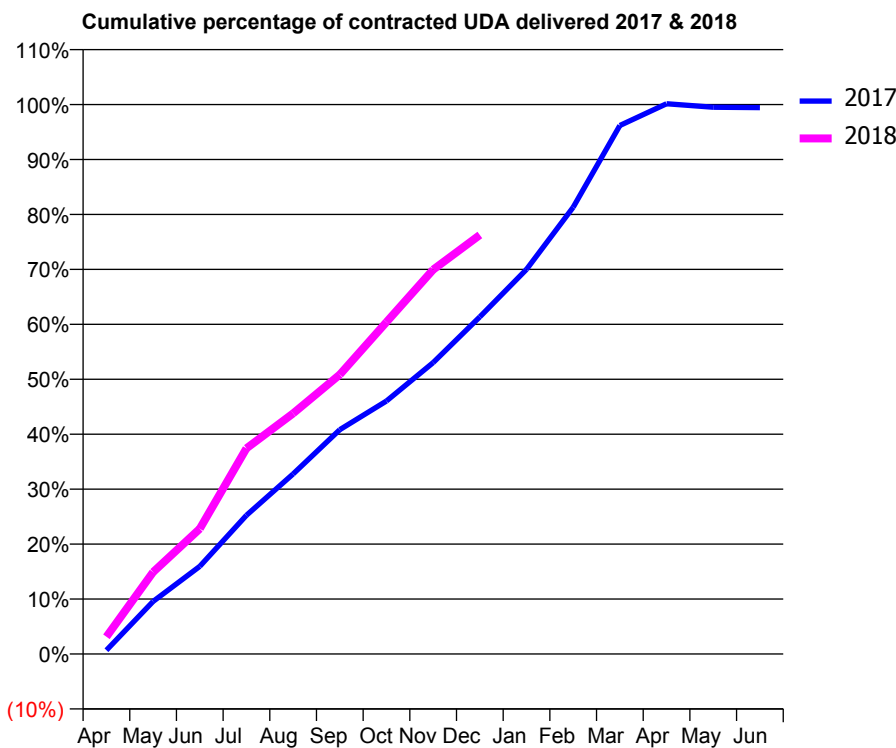
17/18 Contracted general activity (UDA)	3,370
Carry forward general activity (UDA)	19
17/18 Contracted orthodontic activity (UOA)	0
Carry forward orthodontic activity (UOA)	0
Baseline contract value	£78,774.00

### ACCESS\*

Patients seen in 24 months	Total	Change since previous quarter
Quarter ending December 2016	1,207	
Quarter ending March 2017	1,433	↑
Quarter ending June 2017	1,538	↑
Quarter ending September 2017	1,583	↑
Quarter ending December 2017	1,561	↓
<b>Variance since December 2016</b>	<b>29.3%</b>	<b>↑</b>



### ACTIVITY



Month	Adjusted Scheduled Activity (UDA)	
	2017	2018
April	23	106
May	323	502
June	538	768
July	851	1,261
August	1,104	1,476
September	1,376	1,714
October	1,551	2,036
November	1,787	2,357
December	2,068	2,570
January	2,359	
February	2,740	
March	3,241	
April	3,375	
May	3,353	
June	3,351	

### QUALITY

	Quantity	Base Number	Contract	LHB	Wales
% of FP17s for the same patient ID Re-attending within 3 months - Children	11	340	3.2%	7.9%	11.0%
% of FP17s for the same patient ID Re-attending within 3 months - Adults	53	943	5.6%	13.7%	16.1%
% of FP17s for the same patient ID Re-attending between 3 & 9 months - Children	151	340	44.4%	53.7%	58.9%
% of FP17s for the same patient ID Re-attending between 3 & 9 months - Adults	468	943	49.6%	51.8%	55.2%
% of FP17s for Band 1 Urgent Courses	19	1,226	1.5%	10.1%	9.0%
% of FP17s Relating to Free Repair or Replacements	6	1,226	0.5%	0.6%	0.7%
% of FP17s Relating to Continuations	0	1,226	0.0%	1.2%	0.8%
% of Patients satisfied with the dentistry they have received	21	22	95.5%	90.7%	91.9%
% of Patients satisfied with the time they had to wait for an appointment	21	22	95.5%	85.6%	87.9%

\* This is based on patients treated on this contract for their most recent course of treatment. Figures in italics indicate the base number of FP17s or Patient Questionnaire responses are less than 100. N/A is shown where the base number of responses is less than 10 during the period. % is calculated as Quantity/Base number\*100

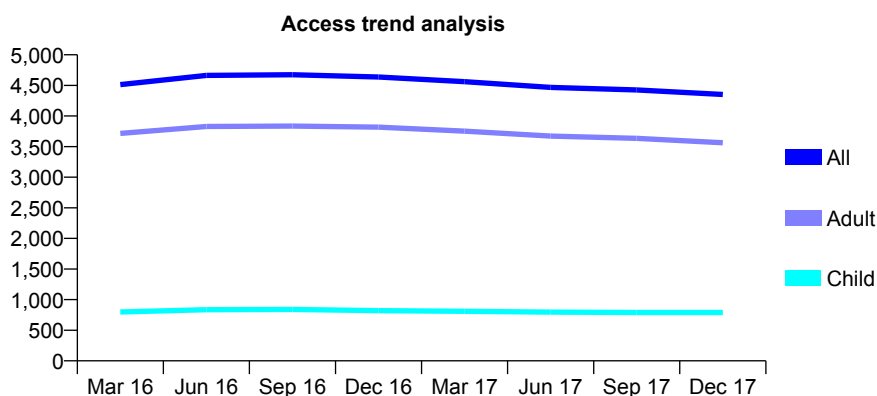
## 7A7 - Vital Signs At a Glance Contract Report for 689823/0001 - December 2017

Name or company name	MR J CHARRO
Contract type name	GDS Contract
Purpose of contract	General
Contract start date	01/04/2006
Contract end date	

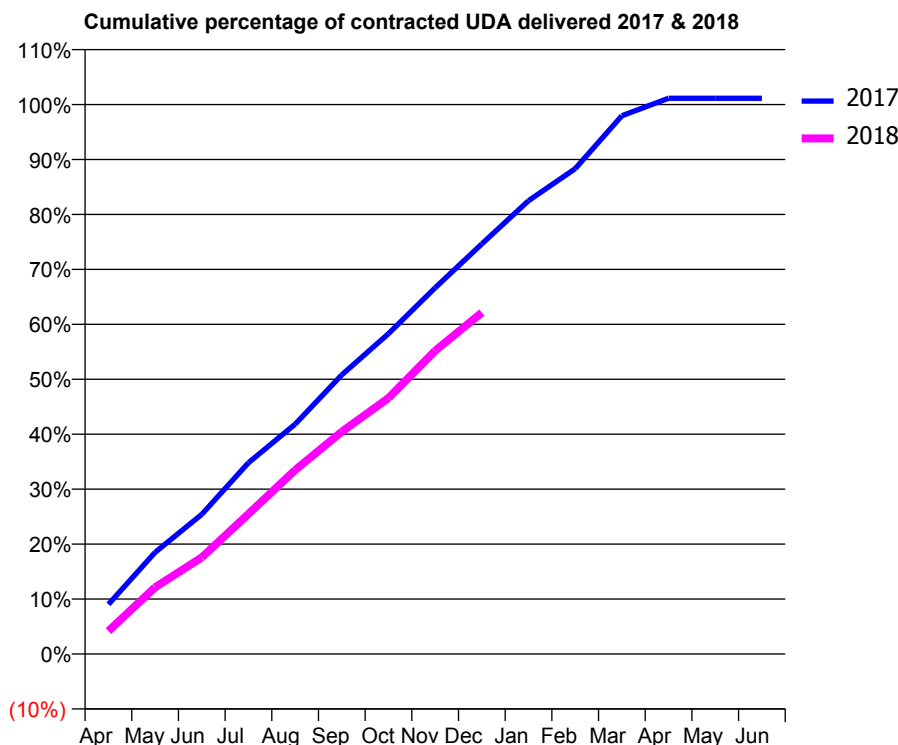
17/18 Contracted general activity (UDA)	14,000
Carry forward general activity (UDA)	-158
17/18 Contracted orthodontic activity (UOA)	0
Carry forward orthodontic activity (UOA)	0
Baseline contract value	£409,344.12

### ACCESS\*

Patients seen in 24 months	Total	Change since previous quarter
Quarter ending December 2016	4,637	
Quarter ending March 2017	4,561	↓
Quarter ending June 2017	4,468	↓
Quarter ending September 2017	4,425	→
Quarter ending December 2017	4,352	↓
<b>Variance since December 2016</b>	<b>(6.1%)</b>	<b>↓</b>



### ACTIVITY



Month	Adjusted Scheduled Activity (UDA)	
	2017	2018
April	1,266	586
May	2,591	1,699
June	3,559	2,463
July	4,873	3,569
August	5,856	4,688
September	7,112	5,664
October	8,162	6,520
November	9,331	7,727
December	10,450	8,698
January	11,548	
February	12,364	
March	13,714	
April	14,158	
May	14,158	
June	14,158	

### QUALITY

	Quantity	Base Number	Contract	LHB	Wales
% of FP17s for the same patient ID Re-attending within 3 months - Children	53	902	5.9%	7.9%	11.0%
% of FP17s for the same patient ID Re-attending within 3 months - Adults	624	4,390	14.2%	13.7%	16.1%
% of FP17s for the same patient ID Re-attending between 3 & 9 months - Children	632	902	70.1%	53.7%	58.9%
% of FP17s for the same patient ID Re-attending between 3 & 9 months - Adults	3,220	4,390	73.3%	51.8%	55.2%
% of FP17s for Band 1 Urgent Courses	438	5,057	8.7%	10.1%	9.0%
% of FP17s Relating to Free Repair or Replacements	10	5,057	0.2%	0.6%	0.7%
% of FP17s Relating to Continuations	58	5,057	1.1%	1.2%	0.8%
% of Patients satisfied with the dentistry they have received	95	106	89.6%	90.7%	91.9%
% of Patients satisfied with the time they had to wait for an appointment	96	106	90.6%	85.6%	87.9%

\* This is based on patients treated on this contract for their most recent course of treatment. Figures in italics indicate the base number of FP17s or Patient Questionnaire responses are less than 100. N/A is shown where the base number of responses is less than 10 during the period. % is calculated as Quantity/Base number\*100

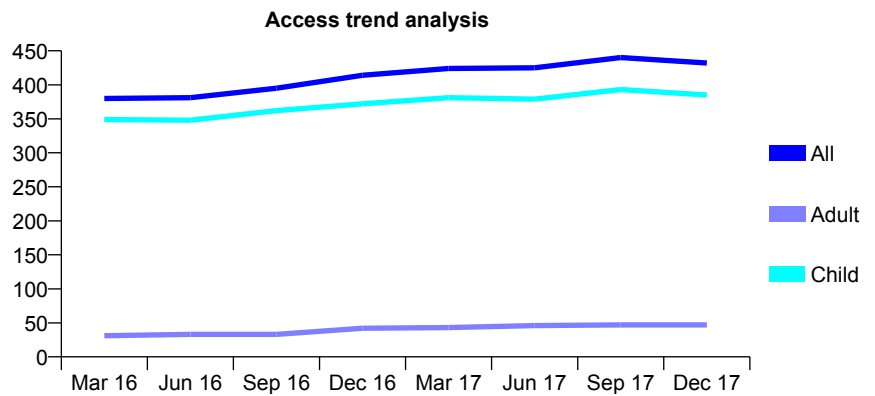
## 7A7 - Vital Signs At a Glance Contract Report for 762938/0001 - December 2017

Name or company name	MISS G DAVIES
Contract type name	PDS Contract
Purpose of contract	General
Contract start date	01/04/2012
Contract end date	31/03/2018

17/18 Contracted general activity (UDA)	700
Carry forward general activity (UDA)	0
17/18 Contracted orthodontic activity (UOA)	0
Carry forward orthodontic activity (UOA)	0
Baseline contract value	£26,554.20

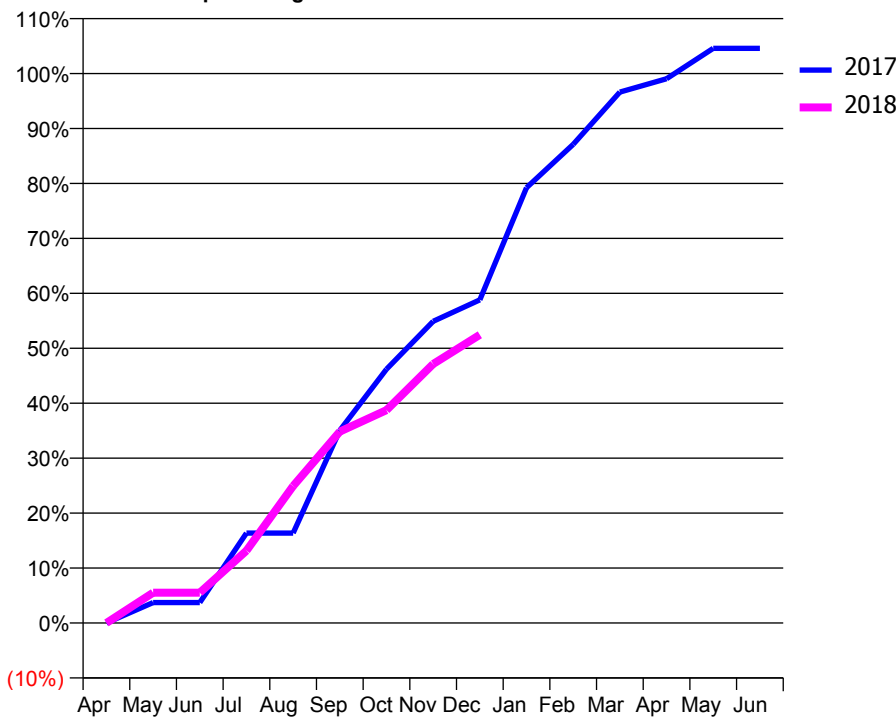
### ACCESS\*

Patients seen in 24 months	Total	Change since previous quarter
Quarter ending December 2016	414	
Quarter ending March 2017	424	↑
Quarter ending June 2017	425	→
Quarter ending September 2017	440	↑
Quarter ending December 2017	432	↓
<b>Variance since December 2016</b>	<b>4.3%</b>	<b>↑</b>



### ACTIVITY

Cumulative percentage of contracted UDA delivered 2017 & 2018



Month	Adjusted Scheduled Activity (UDA)	
	2017	2018
April	0	0
May	26	39
June	26	39
July	115	92
August	115	175
September	245	244
October	323	271
November	384	330
December	412	367
January	555	
February	610	
March	676	
April	693	
May	732	
June	732	

### QUALITY

	Quantity	Base Number	Contract	LHB	Wales
% of FP17s for the same patient ID Re-attending within 3 months - Children	39	293	13.3%	7.9%	11.0%
% of FP17s for the same patient ID Re-attending within 3 months - Adults	2	16	12.5%	13.7%	16.1%
% of FP17s for the same patient ID Re-attending between 3 & 9 months - Children	100	293	34.1%	53.7%	58.9%
% of FP17s for the same patient ID Re-attending between 3 & 9 months - Adults	8	16	50.0%	51.8%	55.2%
% of FP17s for Band 1 Urgent Courses	16	262	6.1%	10.1%	9.0%
% of FP17s Relating to Free Repair or Replacements	0	262	0.0%	0.6%	0.7%
% of FP17s Relating to Continuations	0	262	0.0%	1.2%	0.8%
% of Patients satisfied with the dentistry they have received	3	3	N/A	90.7%	91.9%
% of Patients satisfied with the time they had to wait for an appointment	2	3	N/A	85.6%	87.9%

\* This is based on patients treated on this contract for their most recent course of treatment. Figures in italics indicate the base number of FP17s or Patient Questionnaire responses are less than 100. N/A is shown where the base number of responses is less than 10 during the period. % is calculated as Quantity/Base number\*100

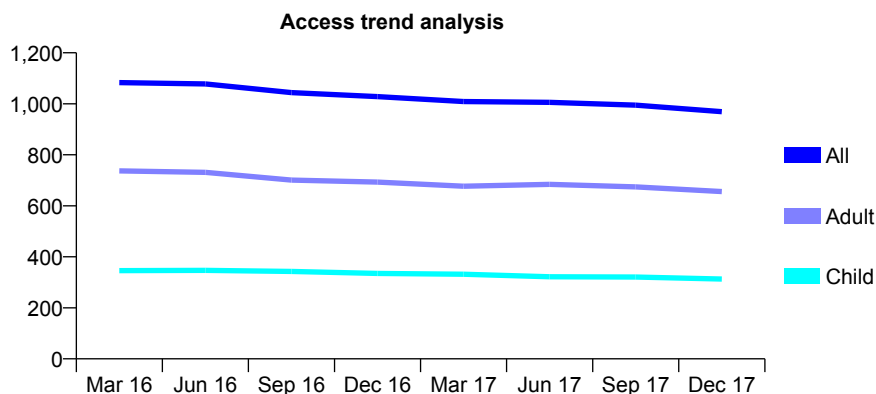
## 7A7 - Vital Signs At a Glance Contract Report for 809748/0001 - December 2017

Name or company name	MR MS QUAYLE
Contract type name	GDS Contract
Purpose of contract	General
Contract start date	24/06/2013
Contract end date	

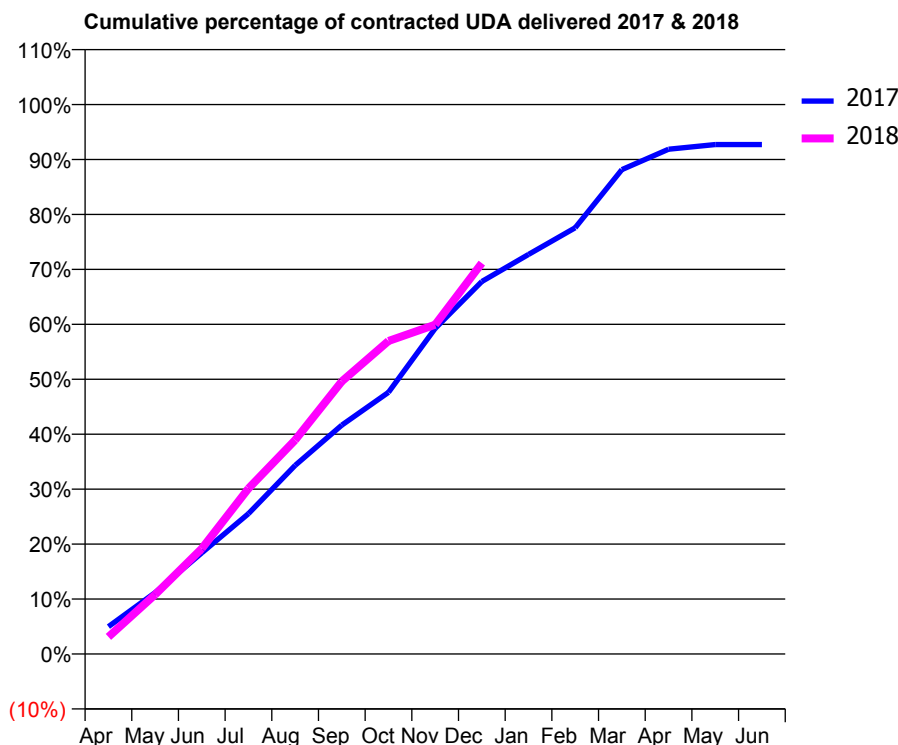
17/18 Contracted general activity (UDA)	2,495
Carry forward general activity (UDA)	0
17/18 Contracted orthodontic activity (UOA)	0
Carry forward orthodontic activity (UOA)	0
Baseline contract value	£60,128.58

### ACCESS\*

Patients seen in 24 months	Total	Change since previous quarter
Quarter ending December 2016	1,028	
Quarter ending March 2017	1,009	↓
Quarter ending June 2017	1,006	→
Quarter ending September 2017	995	↓
Quarter ending December 2017	969	↓
<b>Variance since December 2016</b>	<b>(5.7%)</b>	<b>↓</b>



### ACTIVITY



Month	Adjusted Scheduled Activity (UDA)	
	2017	2018
April	150	78
May	335	270
June	551	478
July	765	751
August	1,028	971
September	1,248	1,238
October	1,426	1,421
November	1,774	1,495
December	2,030	1,775
January	2,178	
February	2,323	
March	2,640	
April	2,752	
May	2,777	
June	2,777	

### QUALITY

	Quantity	Base Number	Contract	LHB	Wales
% of FP17s for the same patient ID Re-attending within 3 months - Children	21	353	5.9%	7.9%	11.0%
% of FP17s for the same patient ID Re-attending within 3 months - Adults	155	747	20.7%	13.7%	16.1%
% of FP17s for the same patient ID Re-attending between 3 & 9 months - Children	223	353	63.2%	53.7%	58.9%
% of FP17s for the same patient ID Re-attending between 3 & 9 months - Adults	395	747	52.9%	51.8%	55.2%
% of FP17s for Band 1 Urgent Courses	94	1,032	9.1%	10.1%	9.0%
% of FP17s Relating to Free Repair or Replacements	10	1,032	1.0%	0.6%	0.7%
% of FP17s Relating to Continuations	1	1,032	0.1%	1.2%	0.8%
% of Patients satisfied with the dentistry they have received	21	28	75.0%	90.7%	91.9%
% of Patients satisfied with the time they had to wait for an appointment	28	28	100.0%	85.6%	87.9%

\* This is based on patients treated on this contract for their most recent course of treatment. Figures in italics indicate the base number of FP17s or Patient Questionnaire responses are less than 100. N/A is shown where the base number of responses is less than 10 during the period. % is calculated as Quantity/Base number\*100

## 7A7 - Vital Signs At a Glance Contract Report for 830887/0002 - December 2017

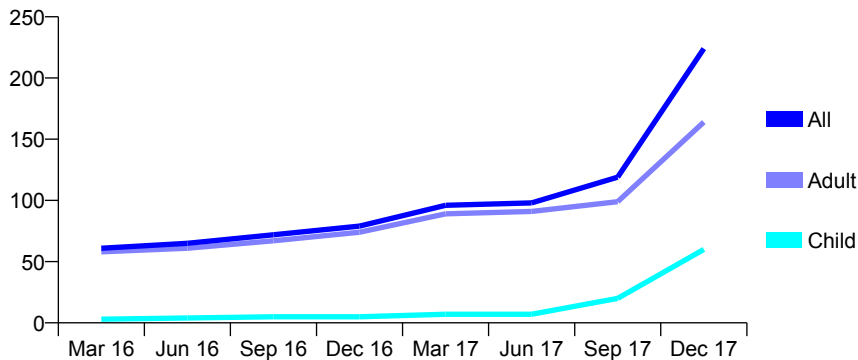
Name or company name	Newtown Dental Clinic
Contract type name	PDS Contract
Purpose of contract	General
Contract start date	02/01/2011
Contract end date	01/01/2021

17/18 Contracted general activity (UDA)	100
Carry forward general activity (UDA)	0
17/18 Contracted orthodontic activity (UOA)	0
Carry forward orthodontic activity (UOA)	0
Baseline contract value	£0.00

### ACCESS\*

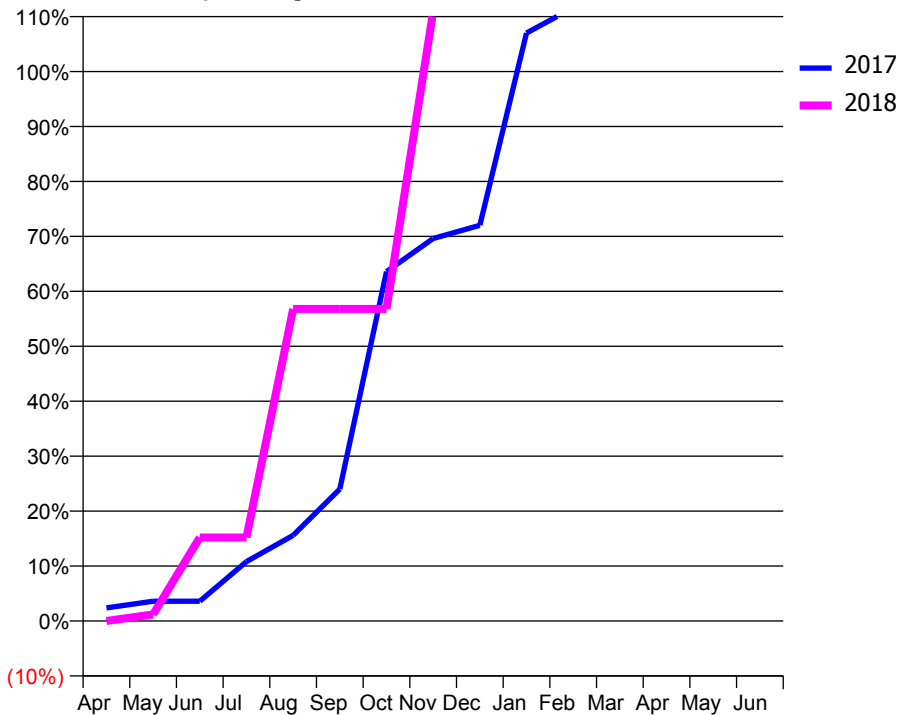
Patients seen in 24 months	Total	Change since previous quarter
Quarter ending December 2016	79	
Quarter ending March 2017	96	↑
Quarter ending June 2017	98	↑
Quarter ending September 2017	119	↑
Quarter ending December 2017	224	↑
<b>Variance since December 2016</b>	<b>183.5%</b>	<b>↑</b>

### Access trend analysis



### ACTIVITY

#### Cumulative percentage of contracted UDA delivered 2017 & 2018



Month	Adjusted Scheduled Activity (UDA)	
	2017	2018
April	2	0
May	4	1
June	4	15
July	11	15
August	16	57
September	24	57
October	64	57
November	70	111
December	72	252
January	107	
February	112	
March	124	
April	128	
May	129	
June	134	

### QUALITY

	Quantity	Base Number	Contract	LHB	Wales
% of FP17s for the same patient ID Re-attending within 3 months - Children	0	60	0.0%	7.9%	11.0%
% of FP17s for the same patient ID Re-attending within 3 months - Adults	3	133	2.3%	13.7%	16.1%
% of FP17s for the same patient ID Re-attending between 3 & 9 months - Children	2	60	3.3%	53.7%	58.9%
% of FP17s for the same patient ID Re-attending between 3 & 9 months - Adults	1	133	0.8%	51.8%	55.2%
% of FP17s for Band 1 Urgent Courses	90	183	49.2%	10.1%	9.0%
% of FP17s Relating to Free Repair or Replacements	0	183	0.0%	0.6%	0.7%
% of FP17s Relating to Continuations	0	183	0.0%	1.2%	0.8%
% of Patients satisfied with the dentistry they have received	0	0	N/A	90.7%	91.9%
% of Patients satisfied with the time they had to wait for an appointment	0	0	N/A	85.6%	87.9%

\* This is based on patients treated on this contract for their most recent course of treatment. Figures in italics indicate the base number of FP17s or Patient Questionnaire responses are less than 100. N/A is shown where the base number of responses is less than 10 during the period. % is calculated as Quantity/Base number\*100



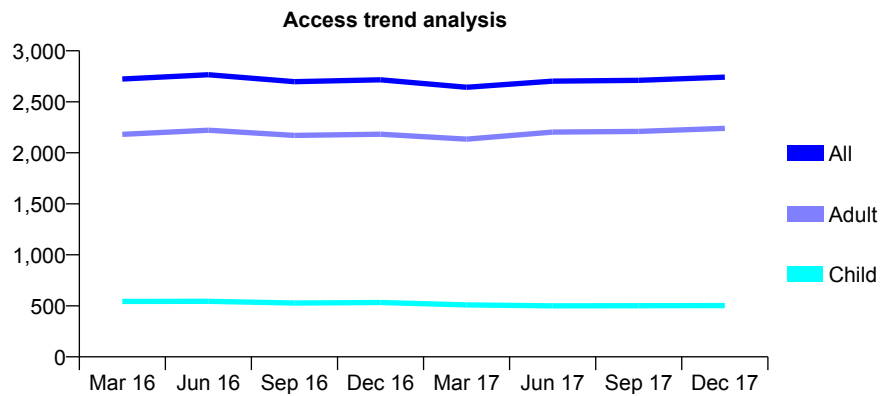
## 7A7 - Vital Signs At a Glance Contract Report for 849324/0001 - December 2017

Name or company name	MISS S FAWAZ
Contract type name	GDS Contract
Purpose of contract	General
Contract start date	01/04/2006
Contract end date	

17/18 Contracted general activity (UDA)	8,000
Carry forward general activity (UDA)	0
17/18 Contracted orthodontic activity (UOA)	0
Carry forward orthodontic activity (UOA)	0
Baseline contract value	£200,834.54

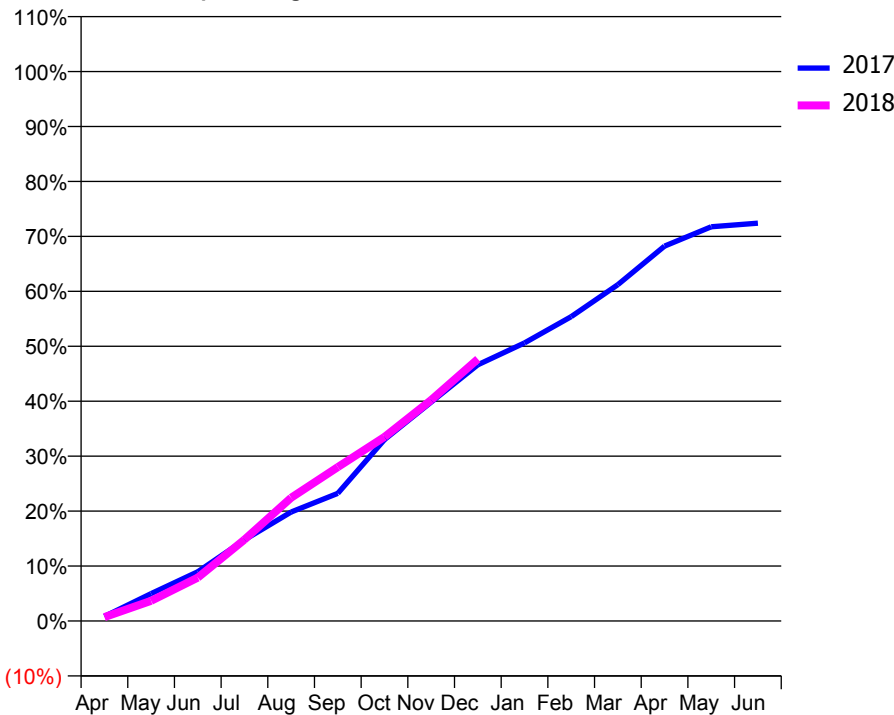
### ACCESS\*

Patients seen in 24 months	Total	Change since previous quarter
Quarter ending December 2016	2,716	
Quarter ending March 2017	2,643	↓
Quarter ending June 2017	2,703	↑
Quarter ending September 2017	2,711	→
Quarter ending December 2017	2,742	→
<b>Variance since December 2016</b>	<b>1.0%</b>	<b>→</b>



### ACTIVITY

Cumulative percentage of contracted UDA delivered 2017 & 2018



Month	Adjusted Scheduled Activity (UDA)	
	2017	2018
April	67	58
May	398	294
June	717	632
July	1,182	1,184
August	1,587	1,795
September	1,858	2,241
October	2,641	2,680
November	3,186	3,217
December	3,730	3,814
January	4,049	
February	4,431	
March	4,898	
April	5,458	
May	5,740	
June	5,792	

### QUALITY

	Quantity	Base Number	Contract	LHB	Wales
% of FP17s for the same patient ID Re-attending within 3 months - Children	13	398	3.3%	7.9%	11.0%
% of FP17s for the same patient ID Re-attending within 3 months - Adults	196	2,007	9.8%	13.7%	16.1%
% of FP17s for the same patient ID Re-attending between 3 & 9 months - Children	162	398	40.7%	53.7%	58.9%
% of FP17s for the same patient ID Re-attending between 3 & 9 months - Adults	918	2,007	45.7%	51.8%	55.2%
% of FP17s for Band 1 Urgent Courses	188	2,080	9.0%	10.1%	9.0%
% of FP17s Relating to Free Repair or Replacements	12	2,080	0.6%	0.6%	0.7%
% of FP17s Relating to Continuations	10	2,080	0.5%	1.2%	0.8%
% of Patients satisfied with the dentistry they have received	56	64	87.5%	90.7%	91.9%
% of Patients satisfied with the time they had to wait for an appointment	54	64	84.4%	85.6%	87.9%

\* This is based on patients treated on this contract for their most recent course of treatment. Figures in italics indicate the base number of FP17s or Patient Questionnaire responses are less than 100. N/A is shown where the base number of responses is less than 10 during the period. % is calculated as Quantity/Base number\*100

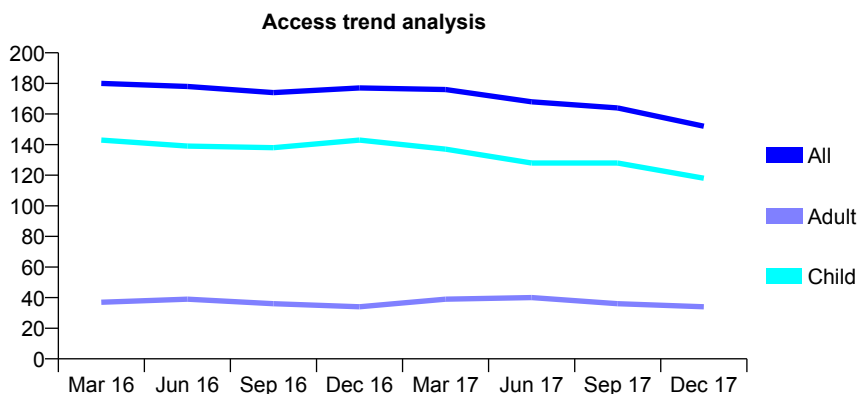
## 7A7 - Vital Signs At a Glance Contract Report for 915645/0001 - December 2017

Name or company name	MISS SE GRIFFITHS
Contract type name	GDS Contract
Purpose of contract	General
Contract start date	01/04/2006
Contract end date	

17/18 Contracted general activity (UDA)	250
Carry forward general activity (UDA)	0
17/18 Contracted orthodontic activity (UOA)	0
Carry forward orthodontic activity (UOA)	0
Baseline contract value	£6,150.40

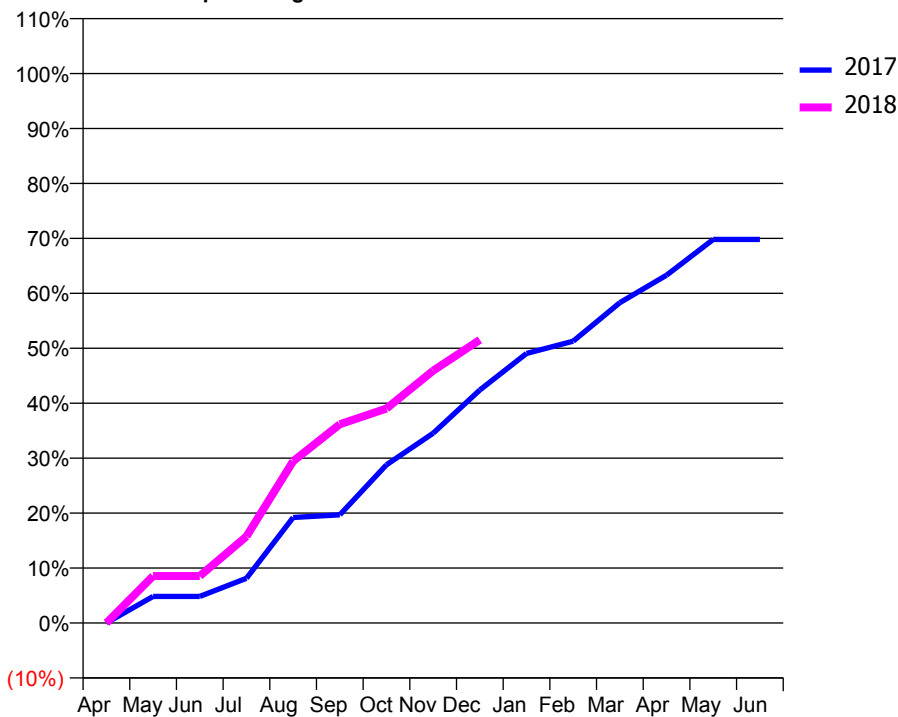
### ACCESS\*

Patients seen in 24 months	Total	Change since previous quarter
Quarter ending December 2016	177	
Quarter ending March 2017	176	→
Quarter ending June 2017	168	↓
Quarter ending September 2017	164	↓
Quarter ending December 2017	152	↓
<b>Variance since December 2016</b>	<b>(14.1%)</b>	<b>↓</b>



### ACTIVITY

**Cumulative percentage of contracted UDA delivered 2017 & 2018**



Month	Adjusted Scheduled Activity (UDA)	
	2017	2018
April	0	0
May	19	21
June	19	21
July	33	39
August	77	74
September	79	90
October	115	98
November	138	115
December	170	129
January	196	
February	205	
March	233	
April	253	
May	279	
June	279	

### QUALITY

	Quantity	Base Number	Contract	LHB	Wales
% of FP17s for the same patient ID Re-attending within 3 months - Children	5	134	3.7%	7.9%	11.0%
% of FP17s for the same patient ID Re-attending within 3 months - Adults	0	12	0.0%	13.7%	16.1%
% of FP17s for the same patient ID Re-attending between 3 & 9 months - Children	84	134	62.7%	53.7%	58.9%
% of FP17s for the same patient ID Re-attending between 3 & 9 months - Adults	9	12	75.0%	51.8%	55.2%
% of FP17s for Band 1 Urgent Courses	9	112	8.0%	10.1%	9.0%
% of FP17s Relating to Free Repair or Replacements	0	112	0.0%	0.6%	0.7%
% of FP17s Relating to Continuations	0	112	0.0%	1.2%	0.8%
% of Patients satisfied with the dentistry they have received	1	1	N/A	90.7%	91.9%
% of Patients satisfied with the time they had to wait for an appointment	1	1	N/A	85.6%	87.9%

\* This is based on patients treated on this contract for their most recent course of treatment. Figures in italics indicate the base number of FP17s or Patient Questionnaire responses are less than 100. N/A is shown where the base number of responses is less than 10 during the period. % is calculated as Quantity/Base number\*100

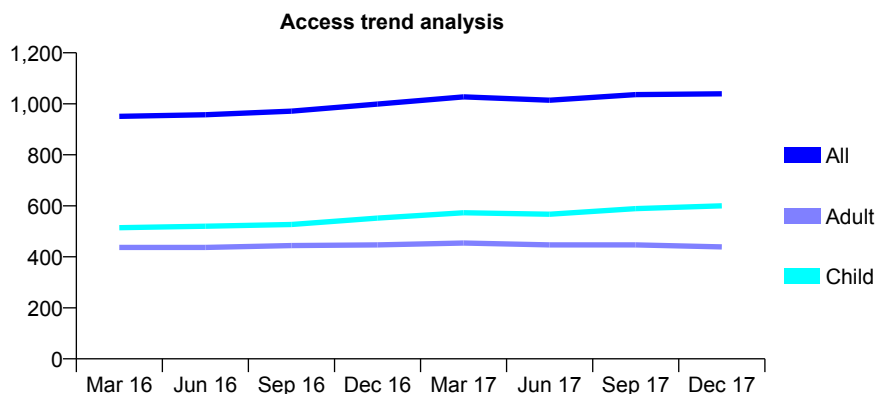
## 7A7 - Vital Signs At a Glance Contract Report for 964948/0001 - December 2017

Name or company name	MR WJ JENKINS
Contract type name	GDS Contract
Purpose of contract	General
Contract start date	25/10/2013
Contract end date	

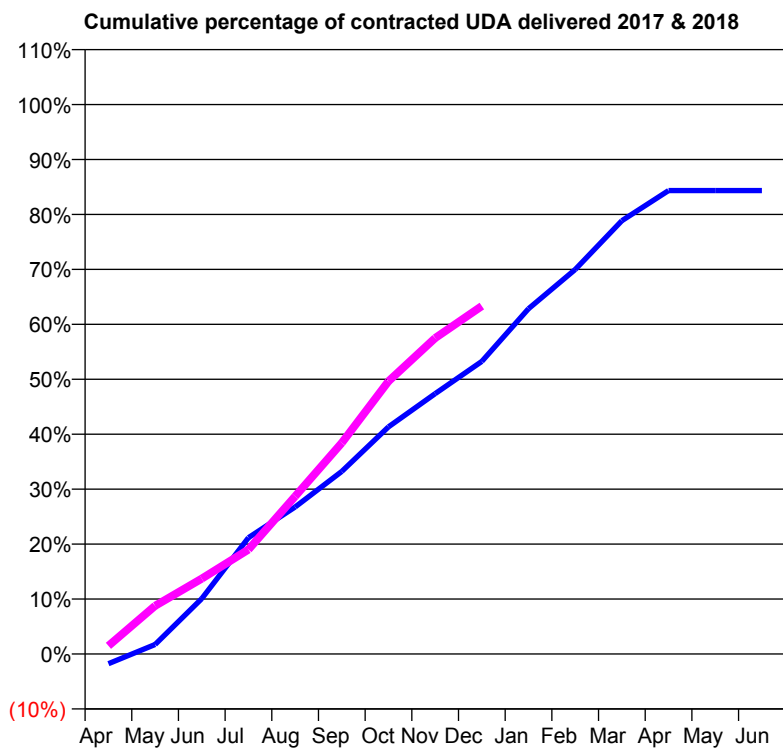
17/18 Contracted general activity (UDA)	2,700
Carry forward general activity (UDA)	0
17/18 Contracted orthodontic activity (UOA)	0
Carry forward orthodontic activity (UOA)	0
Baseline contract value	£79,339.66

### ACCESS\*

Patients seen in 24 months	Total	Change since previous quarter
Quarter ending December 2016	999	
Quarter ending March 2017	1,027	↑
Quarter ending June 2017	1,014	↓
Quarter ending September 2017	1,036	↑
Quarter ending December 2017	1,039	→
<b>Variance since December 2016</b>	<b>4.0%</b>	<b>↑</b>



### ACTIVITY



Month	Adjusted Scheduled Activity (UDA)	
	2017	2018
April	-48	40
May	47	237
June	272	370
July	572	513
August	722	775
September	897	1,037
October	1,116	1,340
November	1,279	1,552
December	1,438	1,710
January	1,697	
February	1,890	
March	2,129	
April	2,277	
May	2,277	
June	2,277	

### QUALITY

	Quantity	Base Number	Contract	LHB	Wales
% of FP17s for the same patient ID Re-attending within 3 months - Children	55	752	7.3%	7.9%	11.0%
% of FP17s for the same patient ID Re-attending within 3 months - Adults	67	451	14.9%	13.7%	16.1%
% of FP17s for the same patient ID Re-attending between 3 & 9 months - Children	510	752	67.8%	53.7%	58.9%
% of FP17s for the same patient ID Re-attending between 3 & 9 months - Adults	277	451	61.4%	51.8%	55.2%
% of FP17s for Band 1 Urgent Courses	110	1,122	9.8%	10.1%	9.0%
% of FP17s Relating to Free Repair or Replacements	0	1,122	0.0%	0.6%	0.7%
% of FP17s Relating to Continuations	13	1,122	1.2%	1.2%	0.8%
% of Patients satisfied with the dentistry they have received	11	11	100.0%	90.7%	91.9%
% of Patients satisfied with the time they had to wait for an appointment	11	11	100.0%	85.6%	87.9%

\* This is based on patients treated on this contract for their most recent course of treatment. Figures in italics indicate the base number of FP17s or Patient Questionnaire responses are less than 100. N/A is shown where the base number of responses is less than 10 during the period. % is calculated as Quantity/Base number\*100

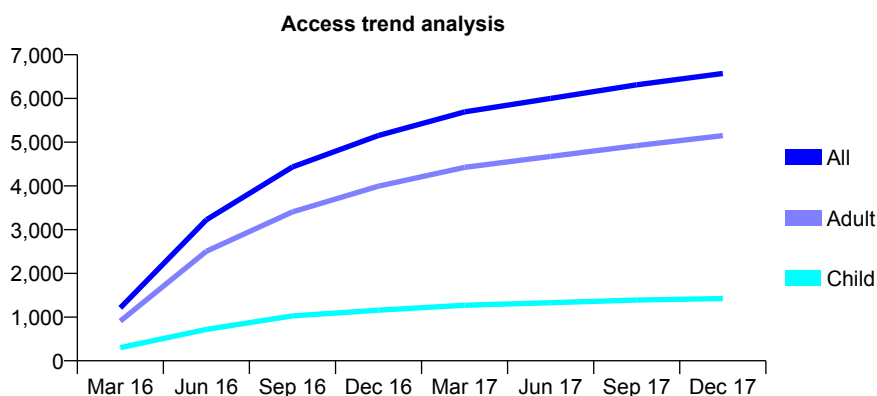
## Q44 - Vital Signs At a Glance Contract Report for 100008/0000 - December 2017

Name or company name	Raby Road Dental Centre
Contract type name	GDS Contract
Purpose of contract	General
Contract start date	01/02/2016
Contract end date	

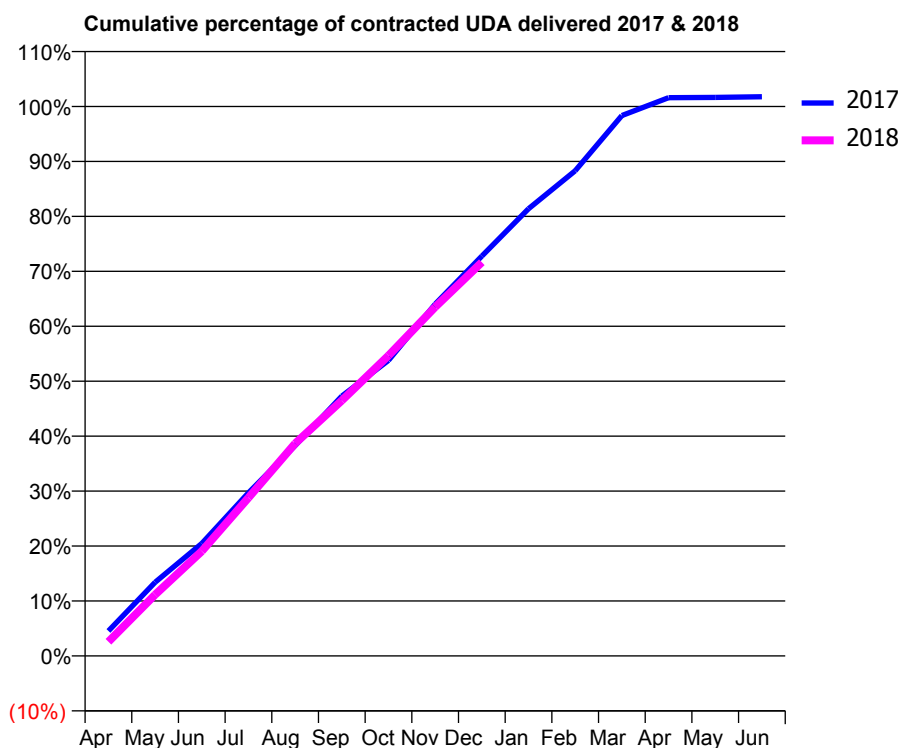
17/18 Contracted general activity (UDA)	19,145
Carry forward general activity (UDA)	0
17/18 Contracted orthodontic activity (UOA)	0
Carry forward orthodontic activity (UOA)	0
Baseline contract value	£547,430.85

### ACCESS\*

Patients seen in 24 months	Total	Change since previous quarter
Quarter ending December 2016	5,154	
Quarter ending March 2017	5,693	↑
Quarter ending June 2017	6,002	↑
Quarter ending September 2017	6,311	↑
Quarter ending December 2017	6,571	↑
<b>Variance since December 2016</b>	<b>27.5%</b>	<b>↑</b>



### ACTIVITY



Month	Adjusted Scheduled Activity (UDA)	
	2017	2018
April	873	495
May	2,568	2,136
June	3,919	3,651
July	5,682	5,513
August	7,329	7,401
September	9,055	8,897
October	10,296	10,464
November	12,256	12,157
December	13,930	13,715
January	15,580	
February	16,904	
March	18,826	
April	19,450	
May	19,458	
June	19,483	

### QUALITY

	Quantity	Base Number	Contract	AT	Region	England
% of FP17s for the same patient ID Re-attending within 3 months - Children	138	1,547	8.9%	12.1%	12.9%	12.0%
% of FP17s for the same patient ID Re-attending within 3 months - Adults	818	5,568	14.7%	17.0%	16.5%	15.9%
% of FP17s for the same patient ID Re-attending between 3 & 9 months - Children	855	1,547	55.3%	57.5%	59.6%	58.0%
% of FP17s for the same patient ID Re-attending between 3 & 9 months - Adults	3,096	5,568	55.6%	51.2%	52.8%	50.5%
% of FP17s for Band 1 Urgent Courses	658	6,820	9.6%	9.6%	9.1%	9.0%
% of FP17s Relating to Free Repair or Replacements	57	6,820	0.8%	1.1%	1.0%	0.8%
% of FP17s Relating to Continuations	71	6,820	1.0%	1.3%	1.2%	1.1%
% of Patients satisfied with the dentistry they have received	23	23	100.0%	92.1%	91.6%	91.5%
% of Patients satisfied with the time they had to wait for an appointment	23	23	100.0%	90.8%	88.3%	87.9%

\* This is based on patients treated on this contract for their most recent course of treatment. Figures in italics indicate the base number of FP17s or Patient Questionnaire responses are less than 100. N/A is shown where the base number of responses is less than 10 during the period. % is calculated as Quantity/Base number\*100

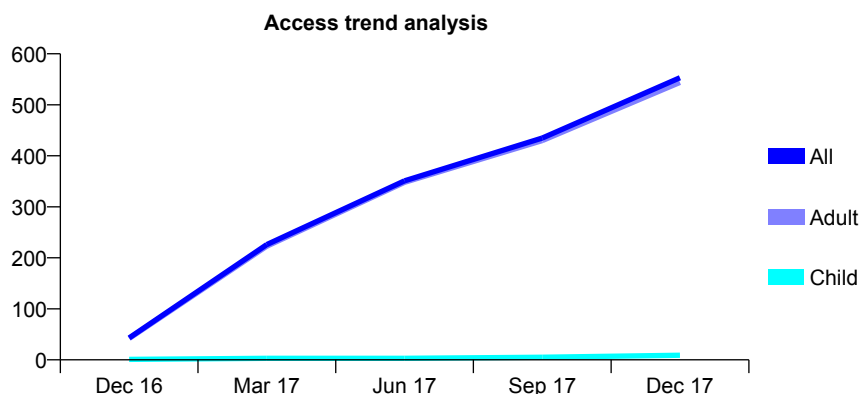
## Q44 - Vital Signs At a Glance Contract Report for 100122/0000 - December 2017

Name or company name	The Old Surgery Dental Practice Ltd
Contract type name	PDS Contract
Purpose of contract	General
Contract start date	01/12/2016
Contract end date	30/11/2019

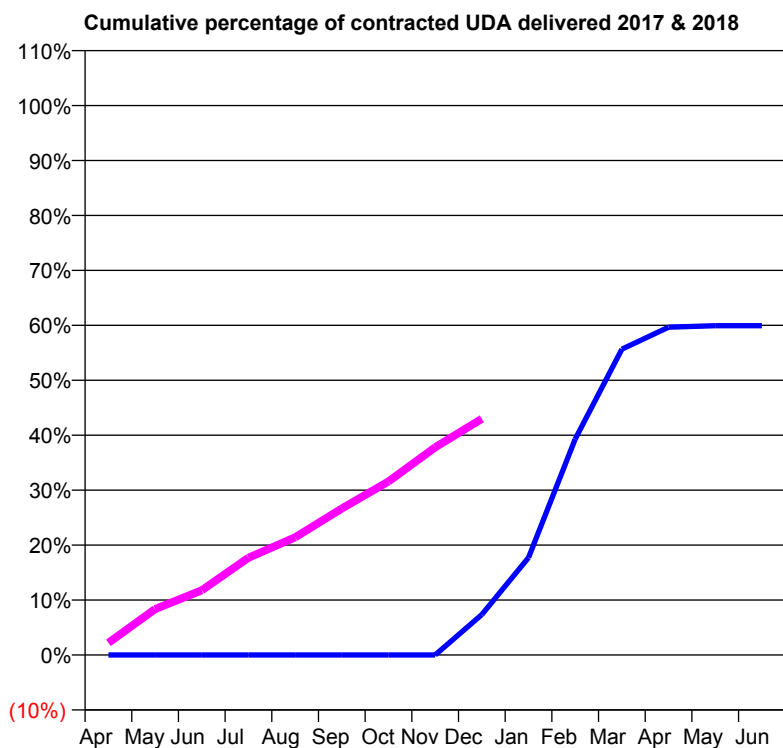
17/18 Contracted general activity (UDA)	3,300
Carry forward general activity (UDA)	0
17/18 Contracted orthodontic activity (UOA)	0
Carry forward orthodontic activity (UOA)	0
Baseline contract value	£176,146.44

### ACCESS\*

Patients seen in 24 months	Total	Change since previous quarter
Quarter ending December 2016	43	
Quarter ending March 2017	226	↑
Quarter ending June 2017	351	↑
Quarter ending September 2017	435	↑
Quarter ending December 2017	553	↑
<b>Variance since December 2016</b>	<b>1186.0%</b>	<b>↑</b>



### ACTIVITY



Month	Adjusted Scheduled Activity (UDA)	
	2017	2018
April	0	73
May	0	276
June	0	389
July	0	584
August	0	707
September	0	880
October	0	1,042
November	0	1,247
December	81	1,419
January	195	
February	432	
March	612	
April	656	
May	659	
June	659	

### QUALITY

	Quantity	Base Number	Contract	AT	Region	England
% of FP17s for the same patient ID Re-attending within 3 months - Children	0	9	0.0%	12.1%	12.9%	12.0%
% of FP17s for the same patient ID Re-attending within 3 months - Adults	3	547	0.5%	17.0%	16.5%	15.9%
% of FP17s for the same patient ID Re-attending between 3 & 9 months - Children	0	9	0.0%	57.5%	59.6%	58.0%
% of FP17s for the same patient ID Re-attending between 3 & 9 months - Adults	0	547	0.0%	51.2%	52.8%	50.5%
% of FP17s for Band 1 Urgent Courses	0	537	0.0%	9.6%	9.1%	9.0%
% of FP17s Relating to Free Repair or Replacements	0	537	0.0%	1.1%	1.0%	0.8%
% of FP17s Relating to Continuations	3	537	0.6%	1.3%	1.2%	1.1%
% of Patients satisfied with the dentistry they have received	1	1	N/A	92.1%	91.6%	91.5%
% of Patients satisfied with the time they had to wait for an appointment	1	1	N/A	90.8%	88.3%	87.9%

\* This is based on patients treated on this contract for their most recent course of treatment. Figures in italics indicate the base number of FP17s or Patient Questionnaire responses are less than 100. N/A is shown where the base number of responses is less than 10 during the period. % is calculated as Quantity/Base number\*100

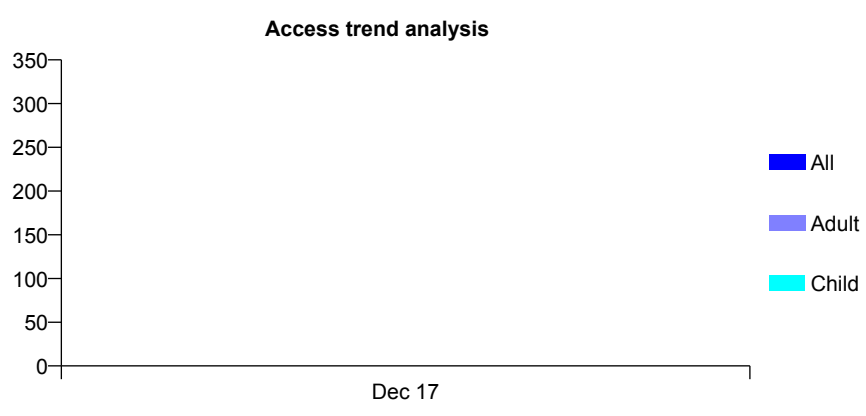
## Q44 - Vital Signs At a Glance Contract Report for 100521/0000 - December 2017

Name or company name	Wirral Community Trust
Contract type name	PDS Contract
Purpose of contract	General
Contract start date	01/10/2017
Contract end date	30/09/2022

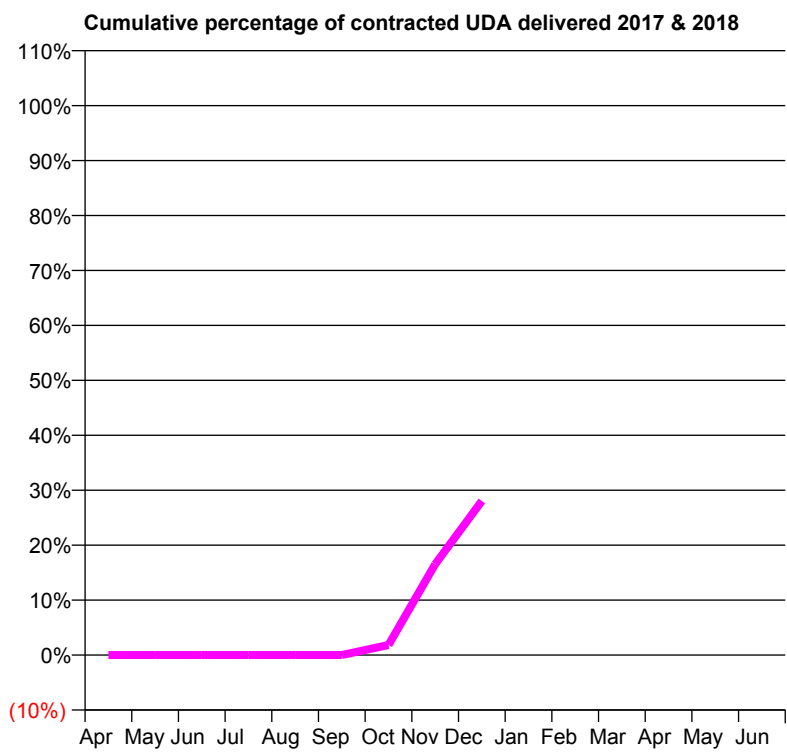
17/18 Contracted general activity (UDA)	2,678
Carry forward general activity (UDA)	0
17/18 Contracted orthodontic activity (UOA)	0
Carry forward orthodontic activity (UOA)	0
Baseline contract value	£81,625.16

### ACCESS\*

Patients seen in 24 months	Total	Change since previous quarter
Quarter ending December 2016	0	
Quarter ending March 2017	0	
Quarter ending June 2017	0	
Quarter ending September 2017	0	
Quarter ending December 2017	301	↑
<b>Variance since December 2016</b>	N/A	



### ACTIVITY



Month	Adjusted Scheduled Activity (UDA)	
	2017	2018
April	0	0
May	0	0
June	0	0
July	0	0
August	0	0
September	0	0
October	0	49
November	0	443
December	0	751
January	0	
February	0	
March	0	
April	0	
May	0	
June	0	

### QUALITY

	Quantity	Base Number	Contract	AT	Region	England
% of FP17s for the same patient ID Re-attending within 3 months - Children	7	169	4.1%	12.1%	12.9%	12.0%
% of FP17s for the same patient ID Re-attending within 3 months - Adults	5	169	3.0%	17.0%	16.5%	15.9%
% of FP17s for the same patient ID Re-attending between 3 & 9 months - Children	0	169	0.0%	57.5%	59.6%	58.0%
% of FP17s for the same patient ID Re-attending between 3 & 9 months - Adults	0	169	0.0%	51.2%	52.8%	50.5%
% of FP17s for Band 1 Urgent Courses	23	338	6.8%	9.6%	9.1%	9.0%
% of FP17s Relating to Free Repair or Replacements	3	338	0.9%	1.1%	1.0%	0.8%
% of FP17s Relating to Continuations	1	338	0.3%	1.3%	1.2%	1.1%
% of Patients satisfied with the dentistry they have received	0	0	N/A	92.1%	91.6%	91.5%
% of Patients satisfied with the time they had to wait for an appointment	0	0	N/A	90.8%	88.3%	87.9%

\* This is based on patients treated on this contract for their most recent course of treatment. Figures in italics indicate the base number of FP17s or Patient Questionnaire responses are less than 100. N/A is shown where the base number of responses is less than 10 during the period. % is calculated as Quantity/Base number\*100

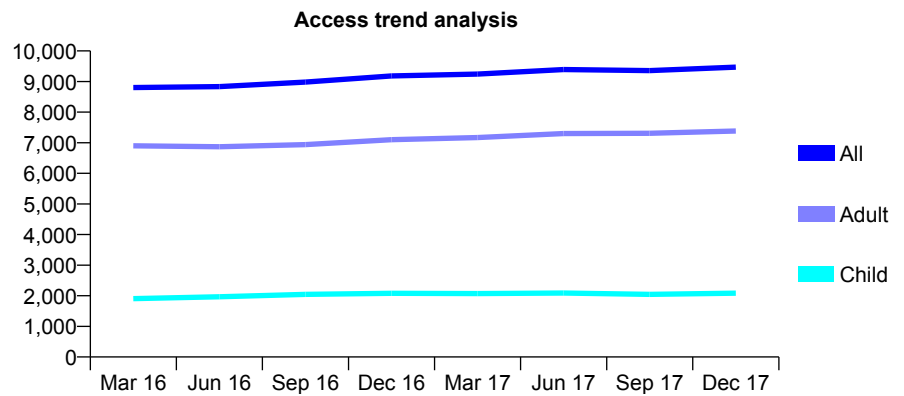
## Q44 - Vital Signs At a Glance Contract Report for 101281/0067 - December 2017

Name or company name	OASIS DENTAL CARE LTD
Contract type name	GDS Contract
Purpose of contract	General
Contract start date	01/04/2006
Contract end date	

17/18 Contracted general activity (UDA)	30,922
Carry forward general activity (UDA)	0
17/18 Contracted orthodontic activity (UOA)	0
Carry forward orthodontic activity (UOA)	0
Baseline contract value	£670,832.24

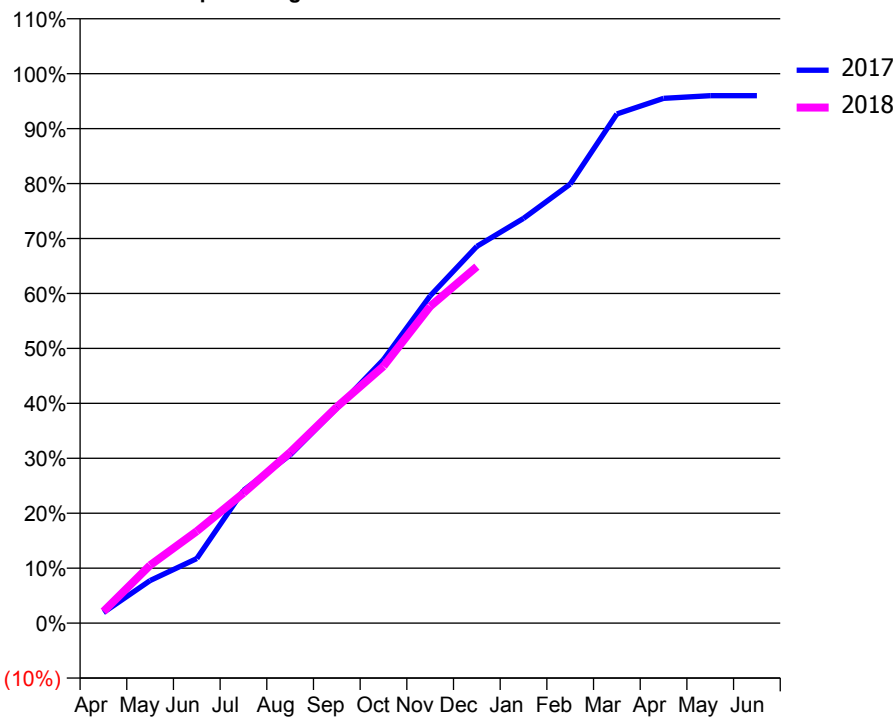
### ACCESS\*

Patients seen in 24 months	Total	Change since previous quarter
Quarter ending December 2016	9,182	
Quarter ending March 2017	9,242	→
Quarter ending June 2017	9,390	→
Quarter ending September 2017	9,358	→
Quarter ending December 2017	9,469	→
<b>Variance since December 2016</b>	<b>3.1%</b>	<b>↑</b>



### ACTIVITY

Cumulative percentage of contracted UDA delivered 2017 & 2018



Month	Adjusted Scheduled Activity (UDA)	
	2017	2018
April	596	659
May	2,397	3,262
June	3,634	5,173
July	7,468	7,317
August	9,470	9,615
September	12,102	12,165
October	14,835	14,459
November	18,419	17,825
December	21,200	20,062
January	22,775	
February	24,703	
March	28,655	
April	29,534	
May	29,680	
June	29,680	

### QUALITY

	Quantity	Base Number	Contract	AT	Region	England
% of FP17s for the same patient ID Re-attending within 3 months - Children	418	2,801	14.9%	12.1%	12.9%	12.0%
% of FP17s for the same patient ID Re-attending within 3 months - Adults	1,356	8,388	16.2%	17.0%	16.5%	15.9%
% of FP17s for the same patient ID Re-attending between 3 & 9 months - Children	1,791	2,801	63.9%	57.5%	59.6%	58.0%
% of FP17s for the same patient ID Re-attending between 3 & 9 months - Adults	4,990	8,388	59.5%	51.2%	52.8%	50.5%
% of FP17s for Band 1 Urgent Courses	1,059	10,675	9.9%	9.6%	9.1%	9.0%
% of FP17s Relating to Free Repair or Replacements	140	10,675	1.3%	1.1%	1.0%	0.8%
% of FP17s Relating to Continuations	68	10,675	0.6%	1.3%	1.2%	1.1%
% of Patients satisfied with the dentistry they have received	11	14	78.6%	92.1%	91.6%	91.5%
% of Patients satisfied with the time they had to wait for an appointment	13	14	92.9%	90.8%	88.3%	87.9%

\* This is based on patients treated on this contract for their most recent course of treatment. Figures in italics indicate the base number of FP17s or Patient Questionnaire responses are less than 100. N/A is shown where the base number of responses is less than 10 during the period. % is calculated as Quantity/Base number\*100

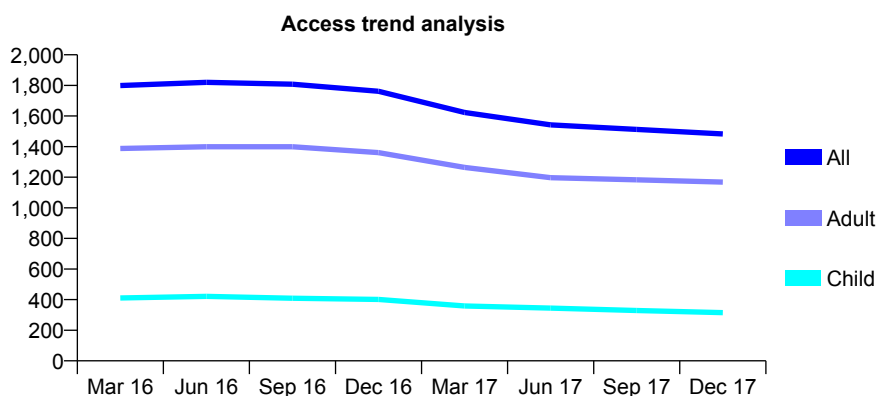
## Q44 - Vital Signs At a Glance Contract Report for 101281/0083 - December 2017

Name or company name	OASIS DENTAL CARE LTD
Contract type name	PDS Contract
Purpose of contract	General
Contract start date	01/04/2006
Contract end date	31/03/2020

17/18 Contracted general activity (UDA)	5,676
Carry forward general activity (UDA)	0
17/18 Contracted orthodontic activity (UOA)	0
Carry forward orthodontic activity (UOA)	0
Baseline contract value	£135,475.46

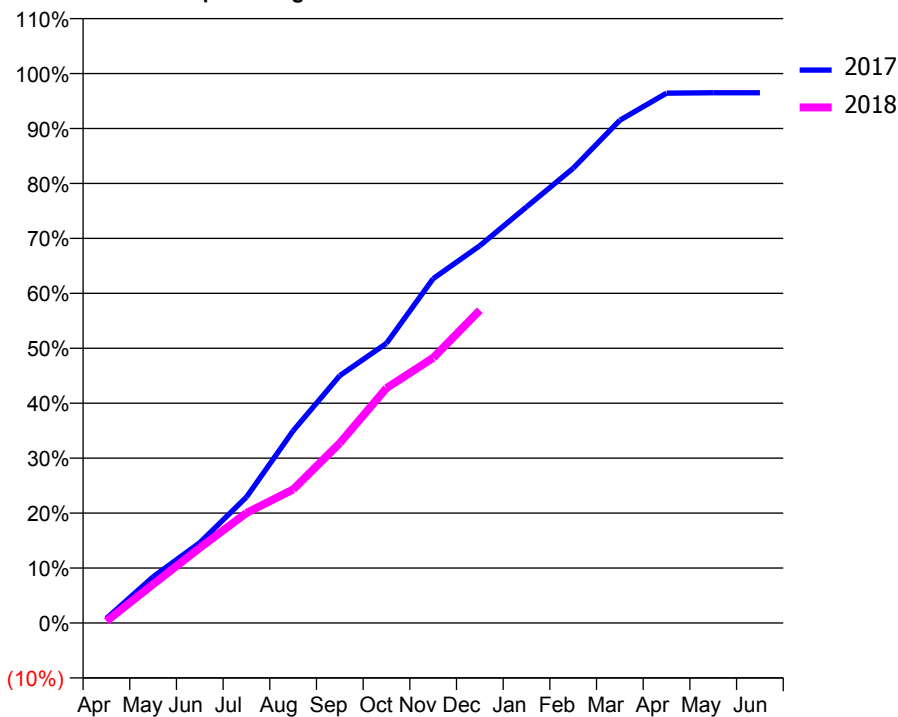
### ACCESS\*

Patients seen in 24 months	Total	Change since previous quarter
Quarter ending December 2016	1,762	
Quarter ending March 2017	1,623	↓
Quarter ending June 2017	1,542	↓
Quarter ending September 2017	1,512	↓
Quarter ending December 2017	1,483	↓
<b>Variance since December 2016</b>	<b>(15.8%)</b>	<b>↓</b>



### ACTIVITY

**Cumulative percentage of contracted UDA delivered 2017 & 2018**



Month	Adjusted Scheduled Activity (UDA)	
	2017	2018
April	47	19
May	478	400
June	829	776
July	1,301	1,137
August	1,985	1,379
September	2,556	1,859
October	2,889	2,426
November	3,558	2,740
December	3,897	3,231
January	4,298	
February	4,697	
March	5,194	
April	5,474	
May	5,477	
June	5,478	

### QUALITY

	Quantity	Base Number	Contract	AT	Region	England
% of FP17s for the same patient ID Re-attending within 3 months - Children	24	350	6.9%	12.1%	12.9%	12.0%
% of FP17s for the same patient ID Re-attending within 3 months - Adults	217	1,248	17.4%	17.0%	16.5%	15.9%
% of FP17s for the same patient ID Re-attending between 3 & 9 months - Children	187	350	53.4%	57.5%	59.6%	58.0%
% of FP17s for the same patient ID Re-attending between 3 & 9 months - Adults	588	1,248	47.1%	51.2%	52.8%	50.5%
% of FP17s for Band 1 Urgent Courses	141	1,454	9.7%	9.6%	9.1%	9.0%
% of FP17s Relating to Free Repair or Replacements	13	1,454	0.9%	1.1%	1.0%	0.8%
% of FP17s Relating to Continuations	46	1,454	3.2%	1.3%	1.2%	1.1%
% of Patients satisfied with the dentistry they have received	2	2	N/A	92.1%	91.6%	91.5%
% of Patients satisfied with the time they had to wait for an appointment	2	2	N/A	90.8%	88.3%	87.9%

\* This is based on patients treated on this contract for their most recent course of treatment. Figures in italics indicate the base number of FP17s or Patient Questionnaire responses are less than 100. N/A is shown where the base number of responses is less than 10 during the period. % is calculated as Quantity/Base number\*100



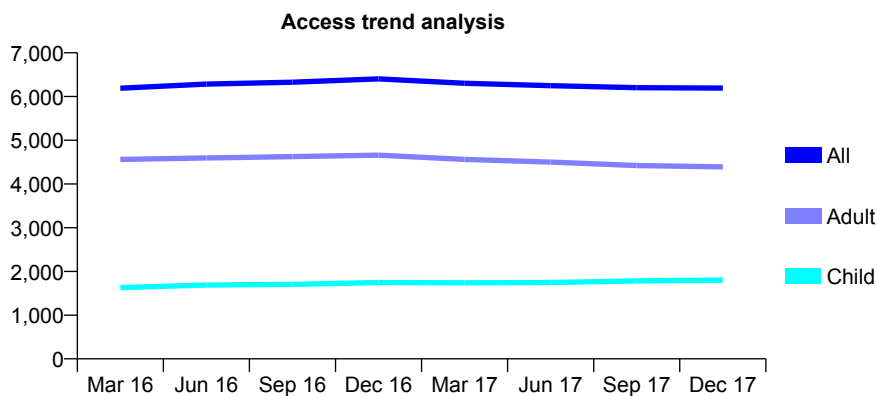
## Q44 - Vital Signs At a Glance Contract Report for 101338/0024 - December 2017

Name or company name	Whitecross Dental Care Limited
Contract type name	GDS Contract
Purpose of contract	General
Contract start date	01/04/2006
Contract end date	

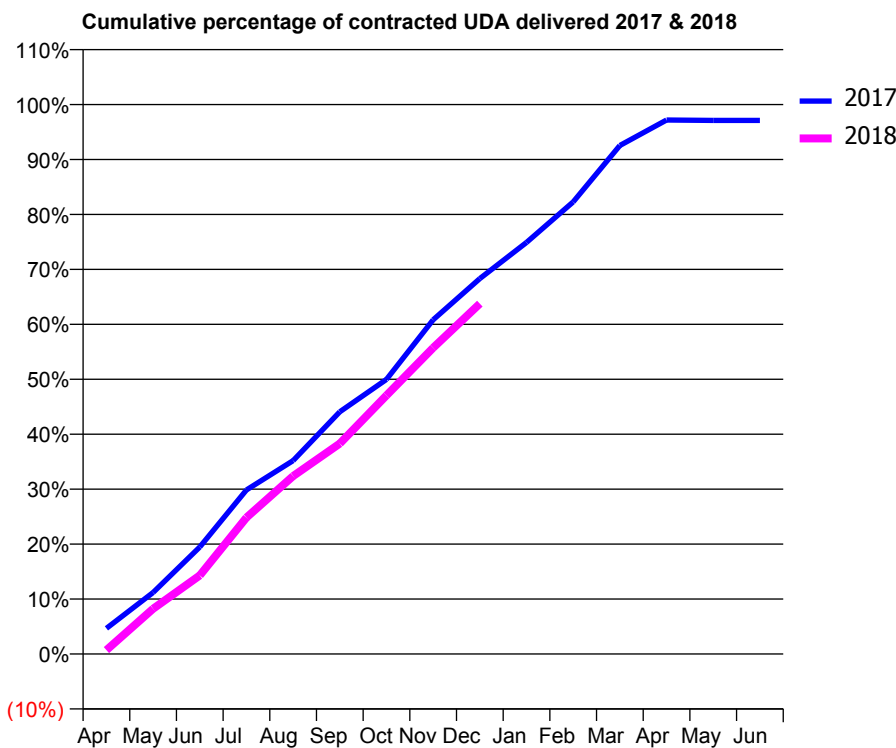
17/18 Contracted general activity (UDA)	15,042
Carry forward general activity (UDA)	435
17/18 Contracted orthodontic activity (UOA)	0
Carry forward orthodontic activity (UOA)	0
Baseline contract value	£456,810.61

### ACCESS\*

Patients seen in 24 months	Total	Change since previous quarter
Quarter ending December 2016	6,404	
Quarter ending March 2017	6,302	↓
Quarter ending June 2017	6,248	→
Quarter ending September 2017	6,203	→
Quarter ending December 2017	6,194	→
<b>Variance since December 2016</b>	<b>(3.3%)</b>	<b>↓</b>



### ACTIVITY



Month	Adjusted Scheduled Activity (UDA)	
	2017	2018
April	701	107
May	1,684	1,238
June	2,929	2,150
July	4,490	3,735
August	5,293	4,872
September	6,630	5,761
October	7,519	7,078
November	9,150	8,384
December	10,278	9,593
January	11,266	
February	12,378	
March	13,920	
April	14,619	
May	14,607	
June	14,607	

### QUALITY

	Quantity	Base Number	Contract	AT	Region	England
% of FP17s for the same patient ID Re-attending within 3 months - Children	131	1,655	7.9%	12.1%	12.9%	12.0%
% of FP17s for the same patient ID Re-attending within 3 months - Adults	512	3,743	13.7%	17.0%	16.5%	15.9%
% of FP17s for the same patient ID Re-attending between 3 & 9 months - Children	725	1,655	43.8%	57.5%	59.6%	58.0%
% of FP17s for the same patient ID Re-attending between 3 & 9 months - Adults	1,417	3,743	37.9%	51.2%	52.8%	50.5%
% of FP17s for Band 1 Urgent Courses	489	5,110	9.6%	9.6%	9.1%	9.0%
% of FP17s Relating to Free Repair or Replacements	40	5,110	0.8%	1.1%	1.0%	0.8%
% of FP17s Relating to Continuations	95	5,110	1.9%	1.3%	1.2%	1.1%
% of Patients satisfied with the dentistry they have received	6	7	N/A	92.1%	91.6%	91.5%
% of Patients satisfied with the time they had to wait for an appointment	6	7	N/A	90.8%	88.3%	87.9%

\* This is based on patients treated on this contract for their most recent course of treatment. Figures in italics indicate the base number of FP17s or Patient Questionnaire responses are less than 100. N/A is shown where the base number of responses is less than 10 during the period. % is calculated as Quantity/Base number\*100

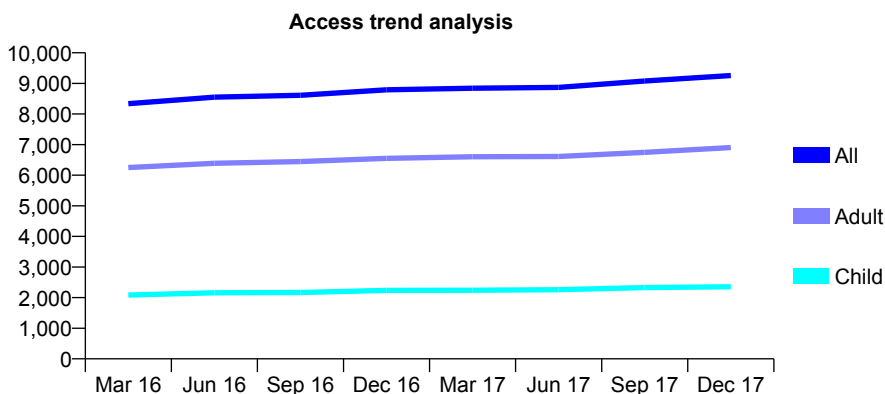
## Q44 - Vital Signs At a Glance Contract Report for 101370/0022 - December 2017

Name or company name	Petrie Tucker and Partners Ltd
Contract type name	GDS Contract
Purpose of contract	General
Contract start date	01/04/2006
Contract end date	

17/18 Contracted general activity (UDA)	24,920
Carry forward general activity (UDA)	0
17/18 Contracted orthodontic activity (UOA)	0
Carry forward orthodontic activity (UOA)	0
Baseline contract value	£724,326.02

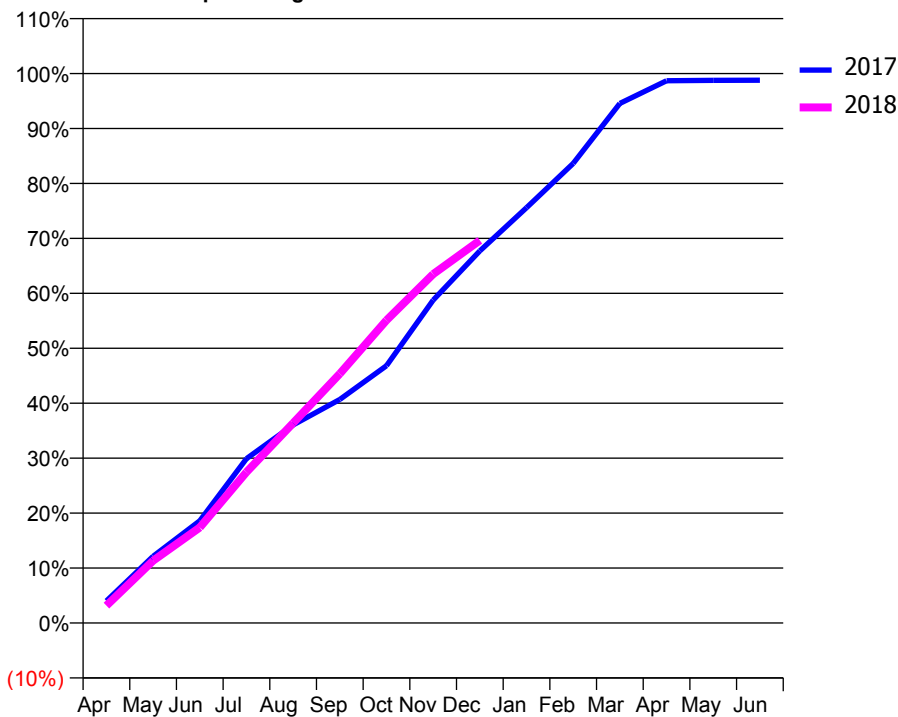
### ACCESS\*

Patients seen in 24 months	Total	Change since previous quarter
Quarter ending December 2016	8,792	
Quarter ending March 2017	8,845	→
Quarter ending June 2017	8,871	→
Quarter ending September 2017	9,079	↑
Quarter ending December 2017	9,259	→
<b>Variance since December 2016</b>	<b>5.3%</b>	<b>↑</b>



### ACTIVITY

**Cumulative percentage of contracted UDA delivered 2017 & 2018**



Month	Adjusted Scheduled Activity (UDA)	
	2017	2018
April	1,003	791
May	3,028	2,829
June	4,636	4,335
July	7,450	6,844
August	8,985	9,065
September	10,137	11,308
October	11,667	13,733
November	14,643	15,821
December	16,876	17,352
January	18,836	
February	20,842	
March	23,564	
April	24,590	
May	24,610	
June	24,618	

### QUALITY

	Quantity	Base Number	Contract	AT	Region	England
% of FP17s for the same patient ID Re-attending within 3 months - Children	111	2,276	4.9%	12.1%	12.9%	12.0%
% of FP17s for the same patient ID Re-attending within 3 months - Adults	665	6,293	10.6%	17.0%	16.5%	15.9%
% of FP17s for the same patient ID Re-attending between 3 & 9 months - Children	1,134	2,276	49.8%	57.5%	59.6%	58.0%
% of FP17s for the same patient ID Re-attending between 3 & 9 months - Adults	2,909	6,293	46.2%	51.2%	52.8%	50.5%
% of FP17s for Band 1 Urgent Courses	418	8,126	5.1%	9.6%	9.1%	9.0%
% of FP17s Relating to Free Repair or Replacements	57	8,126	0.7%	1.1%	1.0%	0.8%
% of FP17s Relating to Continuations	146	8,126	1.8%	1.3%	1.2%	1.1%
% of Patients satisfied with the dentistry they have received	17	17	100.0%	92.1%	91.6%	91.5%
% of Patients satisfied with the time they had to wait for an appointment	17	17	100.0%	90.8%	88.3%	87.9%

\* This is based on patients treated on this contract for their most recent course of treatment. Figures in italics indicate the base number of FP17s or Patient Questionnaire responses are less than 100. N/A is shown where the base number of responses is less than 10 during the period. % is calculated as Quantity/Base number\*100

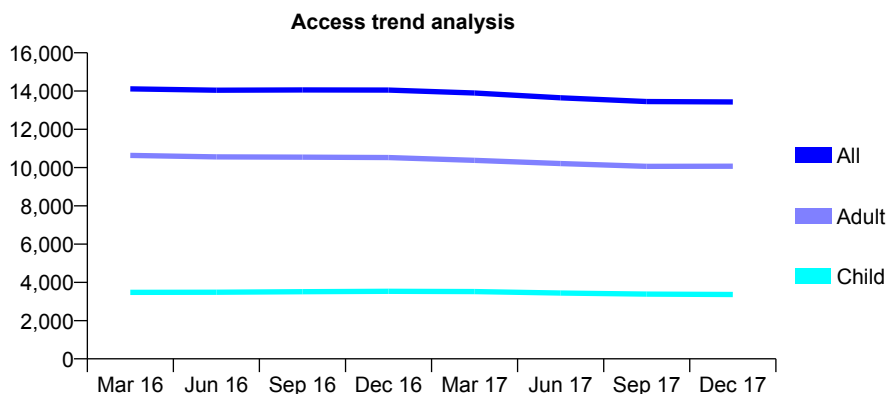
## Q44 - Vital Signs At a Glance Contract Report for 101370/0086 - December 2017

Name or company name	Petrie Tucker and Partners Ltd
Contract type name	GDS Contract
Purpose of contract	General
Contract start date	01/04/2007
Contract end date	

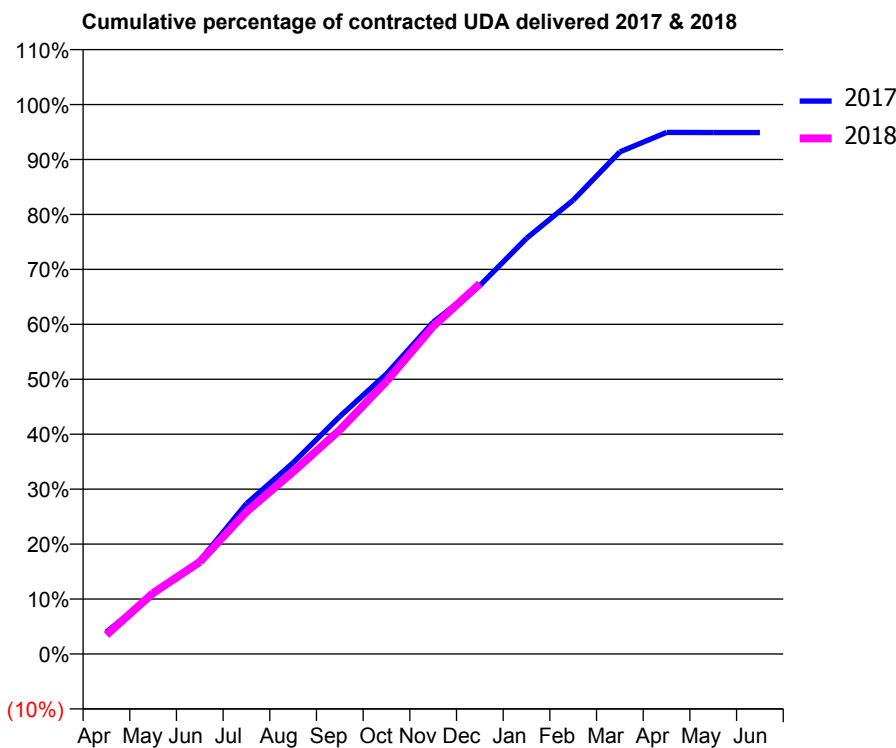
17/18 Contracted general activity (UDA)	41,938
Carry forward general activity (UDA)	0
17/18 Contracted orthodontic activity (UOA)	0
Carry forward orthodontic activity (UOA)	0
Baseline contract value	£1,150,174.09

### ACCESS\*

Patients seen in 24 months	Total	Change since previous quarter
Quarter ending December 2016	14,054	
Quarter ending March 2017	13,895	↓
Quarter ending June 2017	13,648	↓
Quarter ending September 2017	13,449	↓
Quarter ending December 2017	13,433	→
<b>Variance since December 2016</b>	<b>(4.4%)</b>	<b>↓</b>



### ACTIVITY



Month	Adjusted Scheduled Activity (UDA)	
	2017	2018
April	1,686	1,460
May	4,567	4,656
June	7,128	7,031
July	11,472	10,852
August	14,594	13,904
September	18,130	17,100
October	21,376	20,818
November	25,330	25,009
December	28,124	28,255
January	31,724	
February	34,637	
March	38,317	
April	39,806	
May	39,797	
June	39,796	

### QUALITY

	Quantity	Base Number	Contract	AT	Region	England
% of FP17s for the same patient ID Re-attending within 3 months - Children	276	3,628	7.6%	12.1%	12.9%	12.0%
% of FP17s for the same patient ID Re-attending within 3 months - Adults	1,598	10,468	15.3%	17.0%	16.5%	15.9%
% of FP17s for the same patient ID Re-attending between 3 & 9 months - Children	2,099	3,628	57.9%	57.5%	59.6%	58.0%
% of FP17s for the same patient ID Re-attending between 3 & 9 months - Adults	5,587	10,468	53.4%	51.2%	52.8%	50.5%
% of FP17s for Band 1 Urgent Courses	1,411	13,391	10.5%	9.6%	9.1%	9.0%
% of FP17s Relating to Free Repair or Replacements	44	13,391	0.3%	1.1%	1.0%	0.8%
% of FP17s Relating to Continuations	260	13,391	1.9%	1.3%	1.2%	1.1%
% of Patients satisfied with the dentistry they have received	17	19	89.5%	92.1%	91.6%	91.5%
% of Patients satisfied with the time they had to wait for an appointment	17	19	89.5%	90.8%	88.3%	87.9%

\* This is based on patients treated on this contract for their most recent course of treatment. Figures in italics indicate the base number of FP17s or Patient Questionnaire responses are less than 100. N/A is shown where the base number of responses is less than 10 during the period. % is calculated as Quantity/Base number\*100

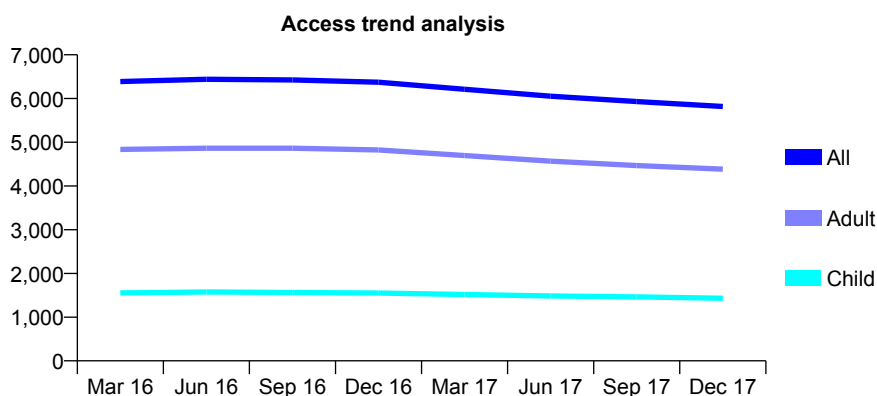
## Q44 - Vital Signs At a Glance Contract Report for 101370/0088 - December 2017

Name or company name	Petrie Tucker and Partners Ltd
Contract type name	GDS Contract
Purpose of contract	General
Contract start date	01/04/2007
Contract end date	

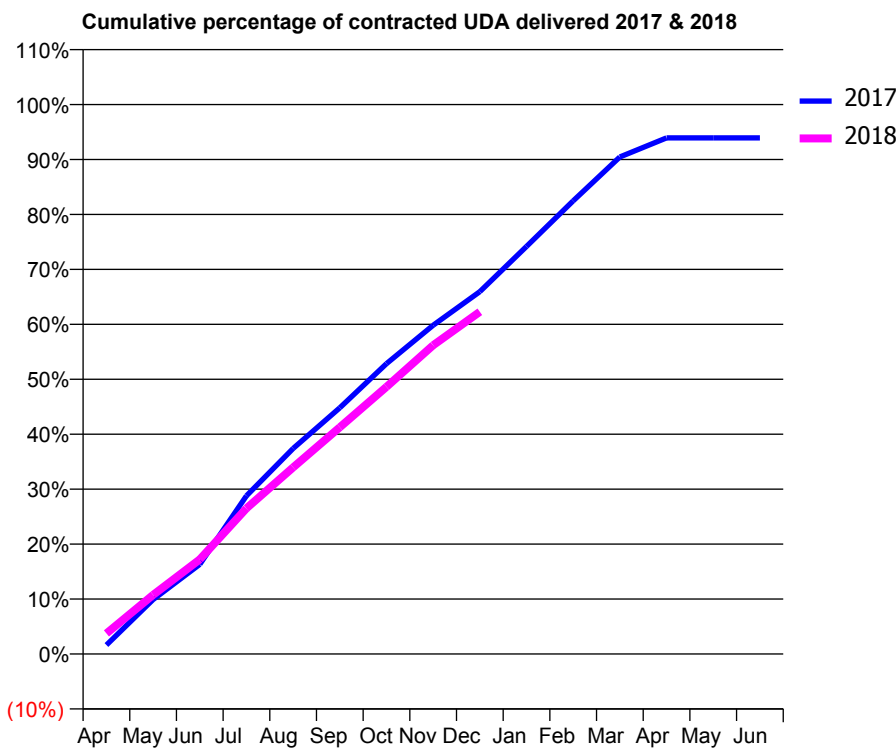
17/18 Contracted general activity (UDA)	20,438
Carry forward general activity (UDA)	0
17/18 Contracted orthodontic activity (UOA)	0
Carry forward orthodontic activity (UOA)	0
Baseline contract value	£633,925.84

### ACCESS\*

Patients seen in 24 months	Total	Change since previous quarter
Quarter ending December 2016	6,374	
Quarter ending March 2017	6,213	↓
Quarter ending June 2017	6,052	↓
Quarter ending September 2017	5,930	↓
Quarter ending December 2017	5,817	↓
<b>Variance since December 2016</b>	<b>(8.7%)</b>	<b>↓</b>



### ACTIVITY



Month	Adjusted Scheduled Activity (UDA)	
	2017	2018
April	336	768
May	2,028	2,202
June	3,334	3,520
July	5,885	5,420
August	7,645	6,943
September	9,156	8,435
October	10,801	9,938
November	12,227	11,485
December	13,479	12,728
January	15,161	
February	16,853	
March	18,485	
April	19,196	
May	19,197	
June	19,195	

### QUALITY

	Quantity	Base Number	Contract	AT	Region	England
% of FP17s for the same patient ID Re-attending within 3 months - Children	73	1,293	5.6%	12.1%	12.9%	12.0%
% of FP17s for the same patient ID Re-attending within 3 months - Adults	419	3,516	11.9%	17.0%	16.5%	15.9%
% of FP17s for the same patient ID Re-attending between 3 & 9 months - Children	575	1,293	44.5%	57.5%	59.6%	58.0%
% of FP17s for the same patient ID Re-attending between 3 & 9 months - Adults	1,446	3,516	41.1%	51.2%	52.8%	50.5%
% of FP17s for Band 1 Urgent Courses	323	4,579	7.1%	9.6%	9.1%	9.0%
% of FP17s Relating to Free Repair or Replacements	16	4,579	0.3%	1.1%	1.0%	0.8%
% of FP17s Relating to Continuations	40	4,579	0.9%	1.3%	1.2%	1.1%
% of Patients satisfied with the dentistry they have received	6	7	N/A	92.1%	91.6%	91.5%
% of Patients satisfied with the time they had to wait for an appointment	5	7	N/A	90.8%	88.3%	87.9%

\* This is based on patients treated on this contract for their most recent course of treatment. Figures in italics indicate the base number of FP17s or Patient Questionnaire responses are less than 100. N/A is shown where the base number of responses is less than 10 during the period. % is calculated as Quantity/Base number\*100

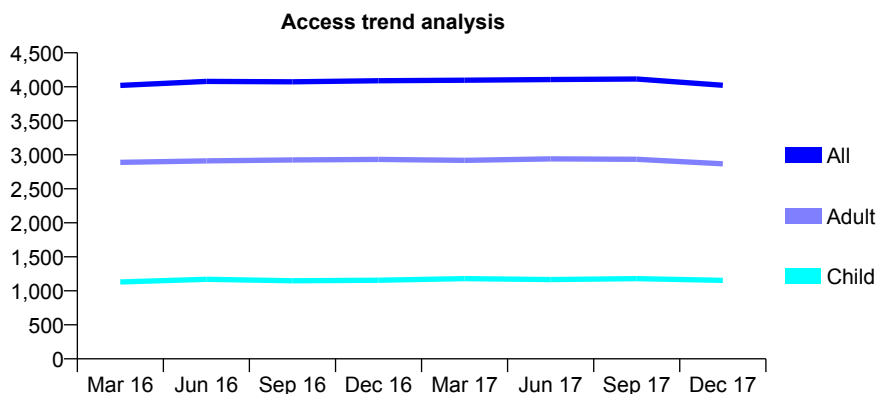
## Q44 - Vital Signs At a Glance Contract Report for 101370/0089 - December 2017

Name or company name	Petrie Tucker and Partners Ltd
Contract type name	GDS Contract
Purpose of contract	General
Contract start date	01/04/2007
Contract end date	

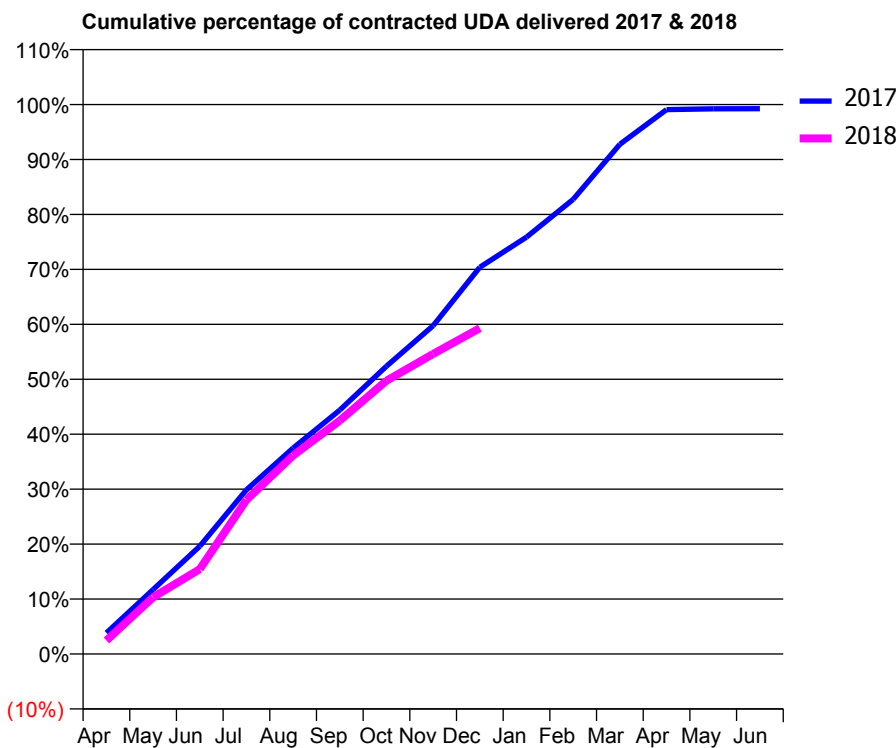
17/18 Contracted general activity (UDA)	14,509
Carry forward general activity (UDA)	110
17/18 Contracted orthodontic activity (UOA)	0
Carry forward orthodontic activity (UOA)	0
Baseline contract value	£449,822.66

### ACCESS\*

Patients seen in 24 months	Total	Change since previous quarter
Quarter ending December 2016	4,089	
Quarter ending March 2017	4,097	→
Quarter ending June 2017	4,107	→
Quarter ending September 2017	4,114	→
Quarter ending December 2017	4,022	↓
<b>Variance since December 2016</b>	<b>(1.6%)</b>	<b>↓</b>



### ACTIVITY



Month	Adjusted Scheduled Activity (UDA)	
	2017	2018
April	557	357
May	1,704	1,496
June	2,846	2,243
July	4,336	4,068
August	5,439	5,240
September	6,441	6,163
October	7,599	7,215
November	8,670	7,925
December	10,212	8,602
January	11,009	
February	12,006	
March	13,457	
April	14,373	
May	14,395	
June	14,399	

### QUALITY

	Quantity	Base Number	Contract	AT	Region	England
% of FP17s for the same patient ID Re-attending within 3 months - Children	55	1,032	5.3%	12.1%	12.9%	12.0%
% of FP17s for the same patient ID Re-attending within 3 months - Adults	325	2,516	12.9%	17.0%	16.5%	15.9%
% of FP17s for the same patient ID Re-attending between 3 & 9 months - Children	482	1,032	46.7%	57.5%	59.6%	58.0%
% of FP17s for the same patient ID Re-attending between 3 & 9 months - Adults	1,140	2,516	45.3%	51.2%	52.8%	50.5%
% of FP17s for Band 1 Urgent Courses	239	3,303	7.2%	9.6%	9.1%	9.0%
% of FP17s Relating to Free Repair or Replacements	19	3,303	0.6%	1.1%	1.0%	0.8%
% of FP17s Relating to Continuations	51	3,303	1.5%	1.3%	1.2%	1.1%
% of Patients satisfied with the dentistry they have received	4	4	N/A	92.1%	91.6%	91.5%
% of Patients satisfied with the time they had to wait for an appointment	4	4	N/A	90.8%	88.3%	87.9%

\* This is based on patients treated on this contract for their most recent course of treatment. Figures in italics indicate the base number of FP17s or Patient Questionnaire responses are less than 100. N/A is shown where the base number of responses is less than 10 during the period. % is calculated as Quantity/Base number\*100

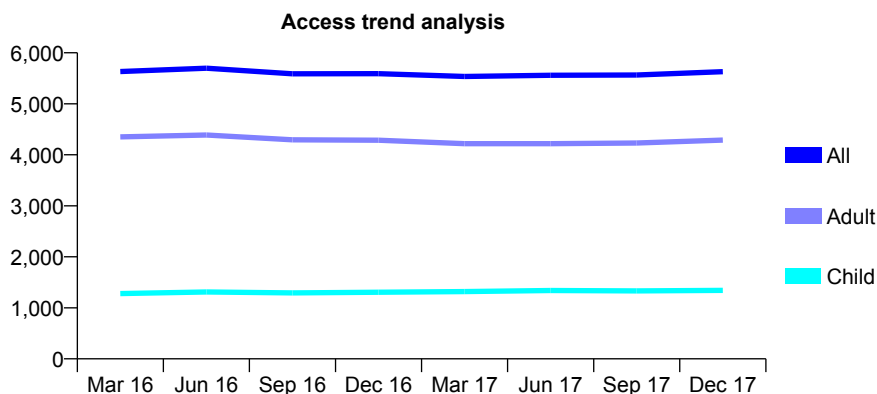
## Q44 - Vital Signs At a Glance Contract Report for 101370/0134 - December 2017

Name or company name	Petrie Tucker & Partners Ltd
Contract type name	GDS Contract
Purpose of contract	General
Contract start date	01/04/2012
Contract end date	

17/18 Contracted general activity (UDA)	19,300
Carry forward general activity (UDA)	539
17/18 Contracted orthodontic activity (UOA)	0
Carry forward orthodontic activity (UOA)	0
Baseline contract value	£598,569.47

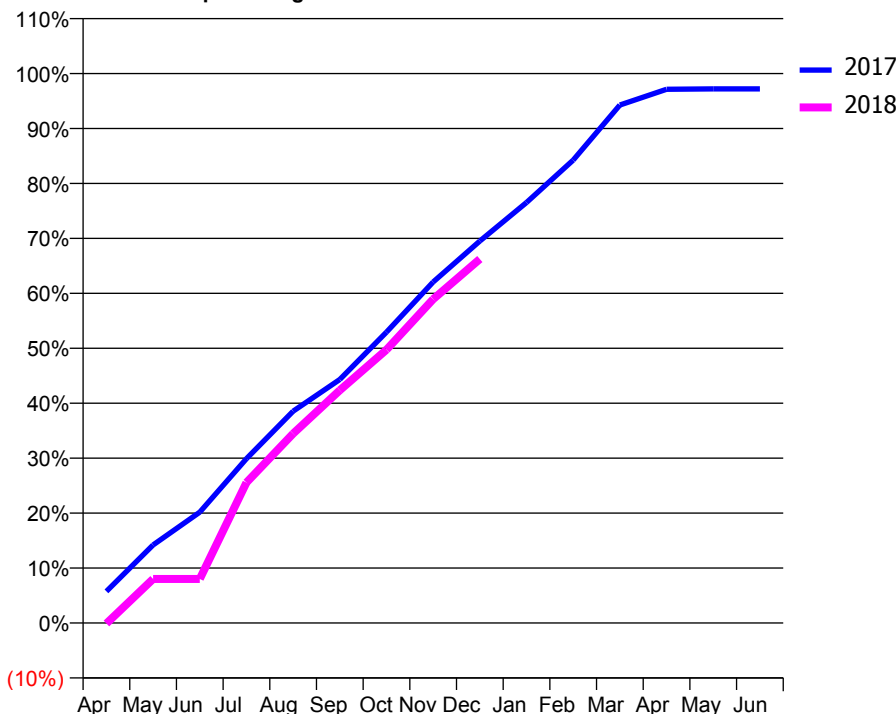
### ACCESS\*

Patients seen in 24 months	Total	Change since previous quarter
Quarter ending December 2016	5,590	
Quarter ending March 2017	5,535	→
Quarter ending June 2017	5,559	→
Quarter ending September 2017	5,565	→
Quarter ending December 2017	5,630	→
<b>Variance since December 2016</b>	<b>0.7%</b>	<b>→</b>



### ACTIVITY

Cumulative percentage of contracted UDA delivered 2017 & 2018



Month	Adjusted Scheduled Activity (UDA)	
	2017	2018
April	1,110	-19
May	2,741	1,550
June	3,895	1,550
July	5,771	4,934
August	7,439	6,651
September	8,555	8,176
October	10,219	9,598
November	11,979	11,374
December	13,414	12,785
January	14,769	
February	16,259	
March	18,191	
April	18,746	
May	18,761	
June	18,761	

### QUALITY

	Quantity	Base Number	Contract	AT	Region	England
% of FP17s for the same patient ID Re-attending within 3 months - Children	109	1,411	7.7%	12.1%	12.9%	12.0%
% of FP17s for the same patient ID Re-attending within 3 months - Adults	673	4,032	16.7%	17.0%	16.5%	15.9%
% of FP17s for the same patient ID Re-attending between 3 & 9 months - Children	789	1,411	55.9%	57.5%	59.6%	58.0%
% of FP17s for the same patient ID Re-attending between 3 & 9 months - Adults	1,767	4,032	43.8%	51.2%	52.8%	50.5%
% of FP17s for Band 1 Urgent Courses	404	5,240	7.7%	9.6%	9.1%	9.0%
% of FP17s Relating to Free Repair or Replacements	48	5,240	0.9%	1.1%	1.0%	0.8%
% of FP17s Relating to Continuations	156	5,240	3.0%	1.3%	1.2%	1.1%
% of Patients satisfied with the dentistry they have received	13	13	100.0%	92.1%	91.6%	91.5%
% of Patients satisfied with the time they had to wait for an appointment	12	13	92.3%	90.8%	88.3%	87.9%

\* This is based on patients treated on this contract for their most recent course of treatment. Figures in italics indicate the base number of FP17s or Patient Questionnaire responses are less than 100. N/A is shown where the base number of responses is less than 10 during the period. % is calculated as Quantity/Base number\*100

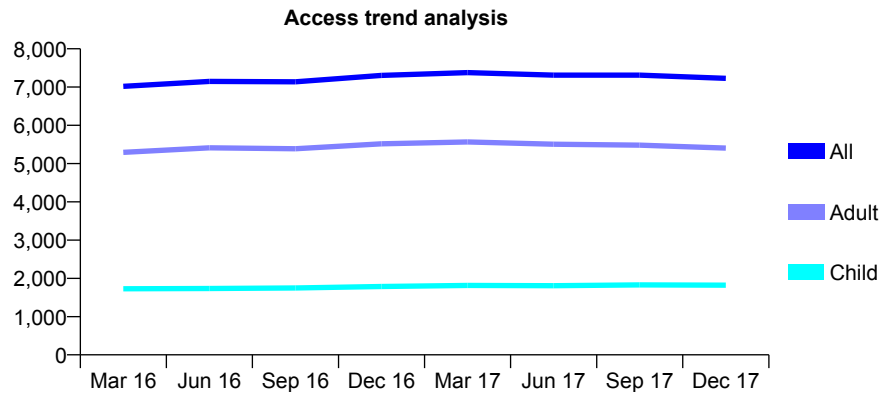
## Q44 - Vital Signs At a Glance Contract Report for 101435/0087 - December 2017

Name or company name	IDH Limited
Contract type name	GDS Contract
Purpose of contract	General
Contract start date	25/02/2008
Contract end date	

17/18 Contracted general activity (UDA)	20,000
Carry forward general activity (UDA)	0
17/18 Contracted orthodontic activity (UOA)	0
Carry forward orthodontic activity (UOA)	0
Baseline contract value	£533,600.00

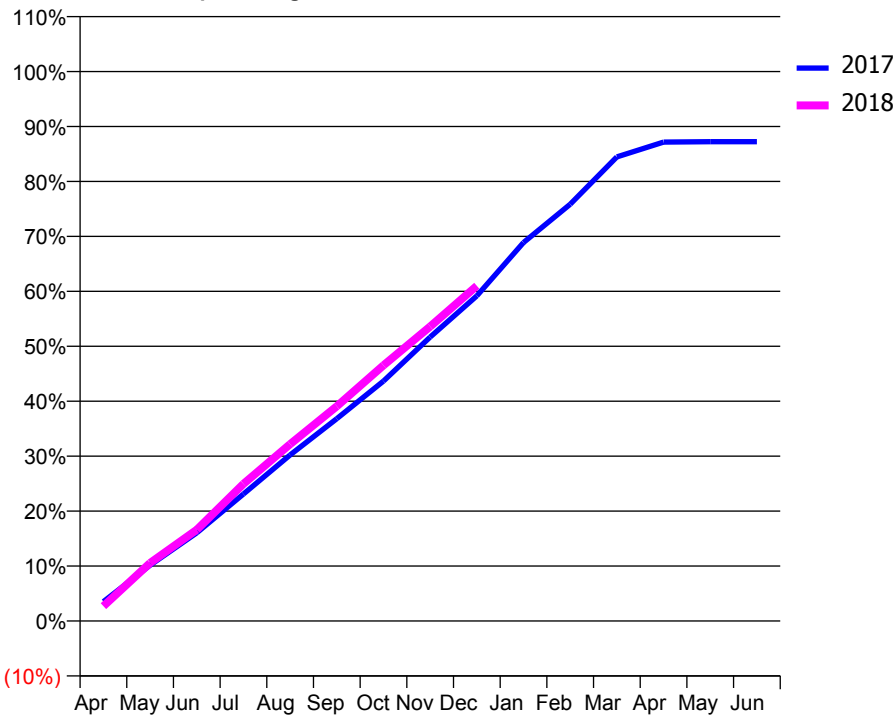
### ACCESS\*

Patients seen in 24 months	Total	Change since previous quarter
Quarter ending December 2016	7,304	
Quarter ending March 2017	7,379	→
Quarter ending June 2017	7,312	→
Quarter ending September 2017	7,311	→
Quarter ending December 2017	7,228	↓
<b>Variance since December 2016</b>	<b>(1.0%)</b>	<b>↓</b>



### ACTIVITY

Cumulative percentage of contracted UDA delivered 2017 & 2018



Month	Adjusted Scheduled Activity (UDA)	
	2017	2018
April	749	541
May	2,148	2,115
June	3,397	3,324
July	4,895	4,994
August	6,399	6,436
September	7,800	7,817
October	9,247	9,307
November	10,946	10,721
December	12,531	12,200
January	14,588	
February	16,063	
March	17,886	
April	18,459	
May	18,470	
June	18,471	

### QUALITY

	Quantity	Base Number	Contract	AT	Region	England
% of FP17s for the same patient ID Re-attending within 3 months - Children	77	1,522	5.1%	12.1%	12.9%	12.0%
% of FP17s for the same patient ID Re-attending within 3 months - Adults	447	4,094	10.9%	17.0%	16.5%	15.9%
% of FP17s for the same patient ID Re-attending between 3 & 9 months - Children	707	1,522	46.5%	57.5%	59.6%	58.0%
% of FP17s for the same patient ID Re-attending between 3 & 9 months - Adults	1,794	4,094	43.8%	51.2%	52.8%	50.5%
% of FP17s for Band 1 Urgent Courses	365	5,399	6.8%	9.6%	9.1%	9.0%
% of FP17s Relating to Free Repair or Replacements	47	5,399	0.9%	1.1%	1.0%	0.8%
% of FP17s Relating to Continuations	86	5,399	1.6%	1.3%	1.2%	1.1%
% of Patients satisfied with the dentistry they have received	11	11	100.0%	92.1%	91.6%	91.5%
% of Patients satisfied with the time they had to wait for an appointment	11	11	100.0%	90.8%	88.3%	87.9%

\* This is based on patients treated on this contract for their most recent course of treatment. Figures in italics indicate the base number of FP17s or Patient Questionnaire responses are less than 100. N/A is shown where the base number of responses is less than 10 during the period. % is calculated as Quantity/Base number\*100

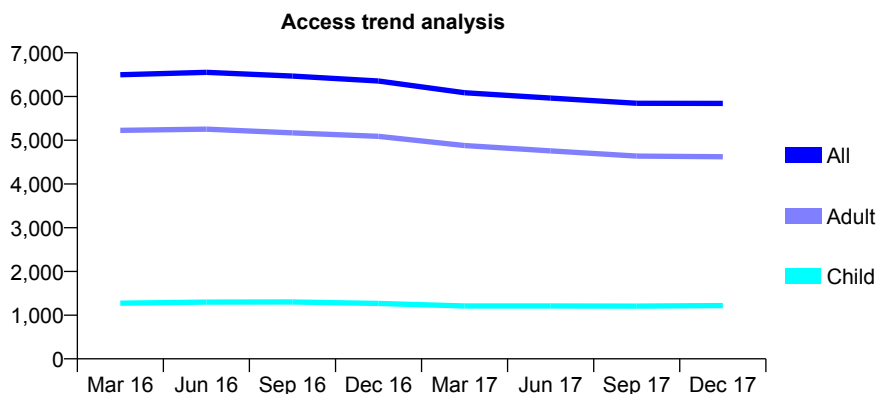
## Q44 - Vital Signs At a Glance Contract Report for 101435/0093 - December 2017

Name or company name	IDH Limited
Contract type name	GDS Contract
Purpose of contract	General
Contract start date	01/04/2008
Contract end date	

17/18 Contracted general activity (UDA)	17,614
Carry forward general activity (UDA)	0
17/18 Contracted orthodontic activity (UOA)	0
Carry forward orthodontic activity (UOA)	0
Baseline contract value	£430,062.33

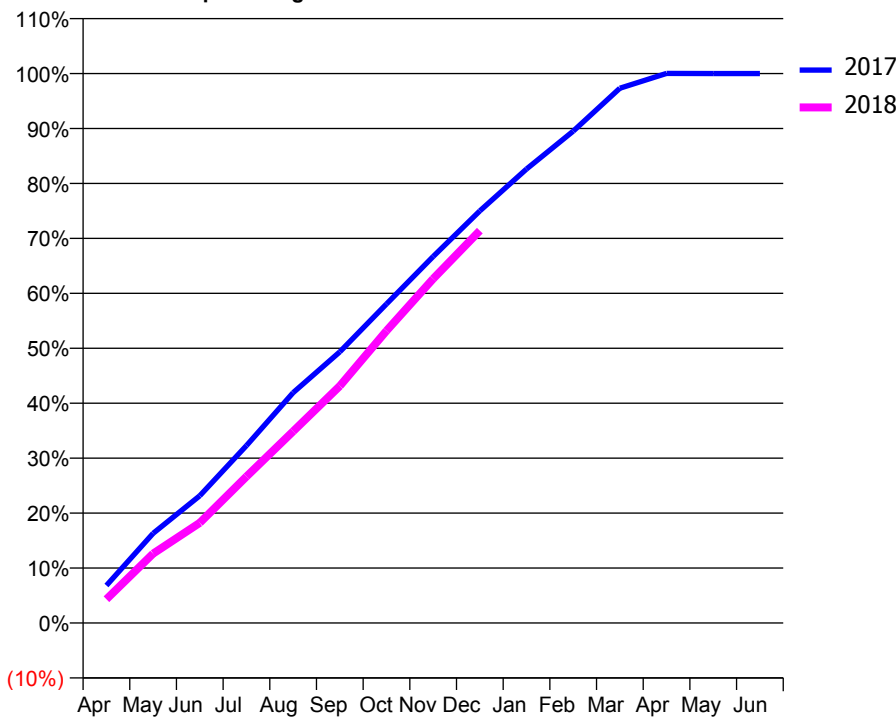
### ACCESS\*

Patients seen in 24 months	Total	Change since previous quarter
Quarter ending December 2016	6,356	
Quarter ending March 2017	6,087	↓
Quarter ending June 2017	5,965	↓
Quarter ending September 2017	5,845	↓
Quarter ending December 2017	5,843	→
<b>Variance since December 2016</b>	<b>(8.1%)</b>	<b>↓</b>



### ACTIVITY

Cumulative percentage of contracted UDA delivered 2017 & 2018



Month	Adjusted Scheduled Activity (UDA)	
	2017	2018
April	1,206	764
May	2,883	2,223
June	4,090	3,212
July	5,706	4,696
August	7,406	6,144
September	8,719	7,598
October	10,255	9,369
November	11,783	11,032
December	13,248	12,578
January	14,594	
February	15,811	
March	17,195	
April	17,669	
May	17,666	
June	17,666	

### QUALITY

	Quantity	Base Number	Contract	AT	Region	England
% of FP17s for the same patient ID Re-attending within 3 months - Children	97	1,365	7.1%	12.1%	12.9%	12.0%
% of FP17s for the same patient ID Re-attending within 3 months - Adults	605	4,315	14.0%	17.0%	16.5%	15.9%
% of FP17s for the same patient ID Re-attending between 3 & 9 months - Children	719	1,365	52.7%	57.5%	59.6%	58.0%
% of FP17s for the same patient ID Re-attending between 3 & 9 months - Adults	1,855	4,315	43.0%	51.2%	52.8%	50.5%
% of FP17s for Band 1 Urgent Courses	326	5,485	5.9%	9.6%	9.1%	9.0%
% of FP17s Relating to Free Repair or Replacements	38	5,485	0.7%	1.1%	1.0%	0.8%
% of FP17s Relating to Continuations	162	5,485	3.0%	1.3%	1.2%	1.1%
% of Patients satisfied with the dentistry they have received	2	2	N/A	92.1%	91.6%	91.5%
% of Patients satisfied with the time they had to wait for an appointment	2	2	N/A	90.8%	88.3%	87.9%

\* This is based on patients treated on this contract for their most recent course of treatment. Figures in italics indicate the base number of FP17s or Patient Questionnaire responses are less than 100. N/A is shown where the base number of responses is less than 10 during the period. % is calculated as Quantity/Base number\*100



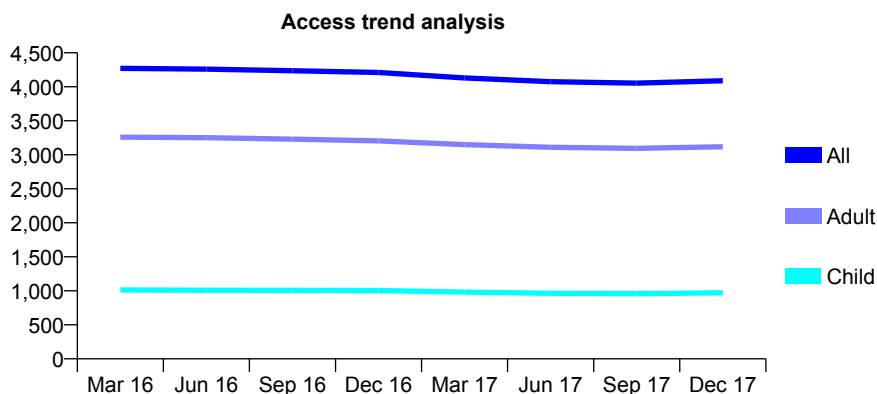
## Q44 - Vital Signs At a Glance Contract Report for 102059/0001 - December 2017

Name or company name	Chester Road Dental Practice
Contract type name	GDS Contract
Purpose of contract	General
Contract start date	01/01/2011
Contract end date	

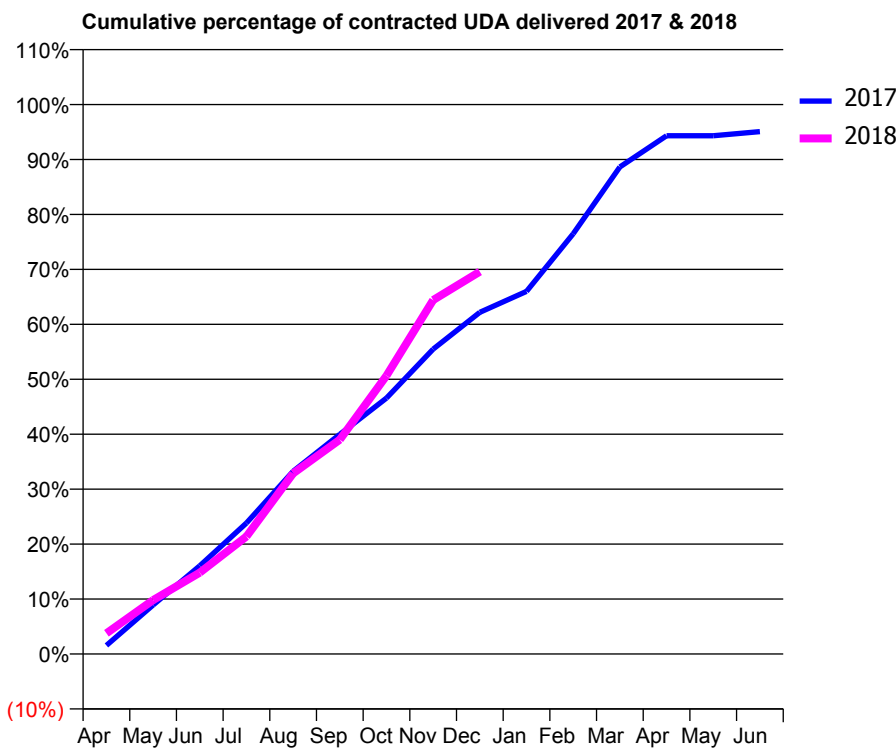
17/18 Contracted general activity (UDA)	8,313
Carry forward general activity (UDA)	0
17/18 Contracted orthodontic activity (UOA)	0
Carry forward orthodontic activity (UOA)	0
Baseline contract value	£241,964.34

### ACCESS\*

Patients seen in 24 months	Total	Change since previous quarter
Quarter ending December 2016	4,210	
Quarter ending March 2017	4,131	↓
Quarter ending June 2017	4,075	↓
Quarter ending September 2017	4,054	→
Quarter ending December 2017	4,090	→
<b>Variance since December 2016</b>	<b>(2.9%)</b>	<b>↓</b>



### ACTIVITY



Month	Adjusted Scheduled Activity (UDA)	
	2017	2018
April	130	313
May	741	815
June	1,334	1,232
July	1,982	1,779
August	2,765	2,732
September	3,323	3,243
October	3,873	4,211
November	4,613	5,356
December	5,170	5,786
January	5,486	
February	6,357	
March	7,367	
April	7,840	
May	7,840	
June	7,902	

### QUALITY

	Quantity	Base Number	Contract	AT	Region	England
% of FP17s for the same patient ID Re-attending within 3 months - Children	81	936	8.7%	12.1%	12.9%	12.0%
% of FP17s for the same patient ID Re-attending within 3 months - Adults	469	2,856	16.4%	17.0%	16.5%	15.9%
% of FP17s for the same patient ID Re-attending between 3 & 9 months - Children	496	936	53.0%	57.5%	59.6%	58.0%
% of FP17s for the same patient ID Re-attending between 3 & 9 months - Adults	1,280	2,856	44.8%	51.2%	52.8%	50.5%
% of FP17s for Band 1 Urgent Courses	388	3,125	12.4%	9.6%	9.1%	9.0%
% of FP17s Relating to Free Repair or Replacements	48	3,125	1.5%	1.1%	1.0%	0.8%
% of FP17s Relating to Continuations	43	3,125	1.4%	1.3%	1.2%	1.1%
% of Patients satisfied with the dentistry they have received	20	21	95.2%	92.1%	91.6%	91.5%
% of Patients satisfied with the time they had to wait for an appointment	17	21	81.0%	90.8%	88.3%	87.9%

\* This is based on patients treated on this contract for their most recent course of treatment. Figures in italics indicate the base number of FP17s or Patient Questionnaire responses are less than 100. N/A is shown where the base number of responses is less than 10 during the period. % is calculated as Quantity/Base number\*100

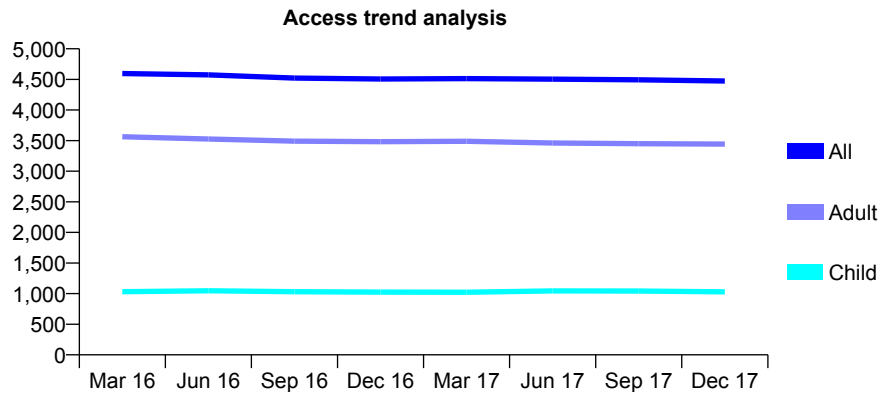
## Q44 - Vital Signs At a Glance Contract Report for 102172/0001 - December 2017

Name or company name	Crystal Dental Clinic Ltd
Contract type name	GDS Contract
Purpose of contract	General
Contract start date	01/05/2011
Contract end date	

17/18 Contracted general activity (UDA)	13,705
Carry forward general activity (UDA)	427
17/18 Contracted orthodontic activity (UOA)	0
Carry forward orthodontic activity (UOA)	0
Baseline contract value	£369,884.04

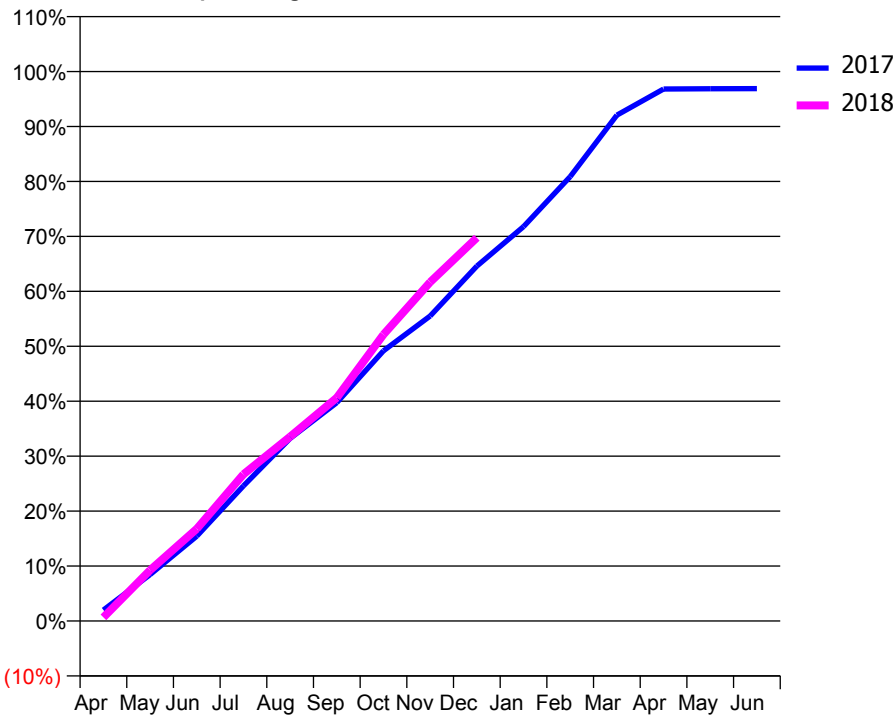
### ACCESS\*

Patients seen in 24 months	Total	Change since previous quarter
Quarter ending December 2016	4,507	
Quarter ending March 2017	4,513	→
Quarter ending June 2017	4,504	→
Quarter ending September 2017	4,493	→
Quarter ending December 2017	4,473	→
<b>Variance since December 2016</b>	<b>(0.8%)</b>	→



### ACTIVITY

Cumulative percentage of contracted UDA delivered 2017 & 2018



Month	Adjusted Scheduled Activity (UDA)	
	2017	2018
April	274	93
May	1,160	1,270
June	2,116	2,300
July	3,369	3,658
August	4,556	4,597
September	5,445	5,569
October	6,739	7,147
November	7,609	8,453
December	8,851	9,559
January	9,835	
February	11,083	
March	12,618	
April	13,268	
May	13,276	
June	13,278	

### QUALITY

	Quantity	Base Number	Contract	AT	Region	England
% of FP17s for the same patient ID Re-attending within 3 months - Children	79	1,239	6.4%	12.1%	12.9%	12.0%
% of FP17s for the same patient ID Re-attending within 3 months - Adults	700	4,493	15.6%	17.0%	16.5%	15.9%
% of FP17s for the same patient ID Re-attending between 3 & 9 months - Children	777	1,239	62.7%	57.5%	59.6%	58.0%
% of FP17s for the same patient ID Re-attending between 3 & 9 months - Adults	2,809	4,493	62.5%	51.2%	52.8%	50.5%
% of FP17s for Band 1 Urgent Courses	286	5,417	5.3%	9.6%	9.1%	9.0%
% of FP17s Relating to Free Repair or Replacements	74	5,417	1.4%	1.1%	1.0%	0.8%
% of FP17s Relating to Continuations	52	5,417	1.0%	1.3%	1.2%	1.1%
% of Patients satisfied with the dentistry they have received	8	9	N/A	92.1%	91.6%	91.5%
% of Patients satisfied with the time they had to wait for an appointment	9	9	N/A	90.8%	88.3%	87.9%

\* This is based on patients treated on this contract for their most recent course of treatment. Figures in italics indicate the base number of FP17s or Patient Questionnaire responses are less than 100. N/A is shown where the base number of responses is less than 10 during the period. % is calculated as Quantity/Base number\*100

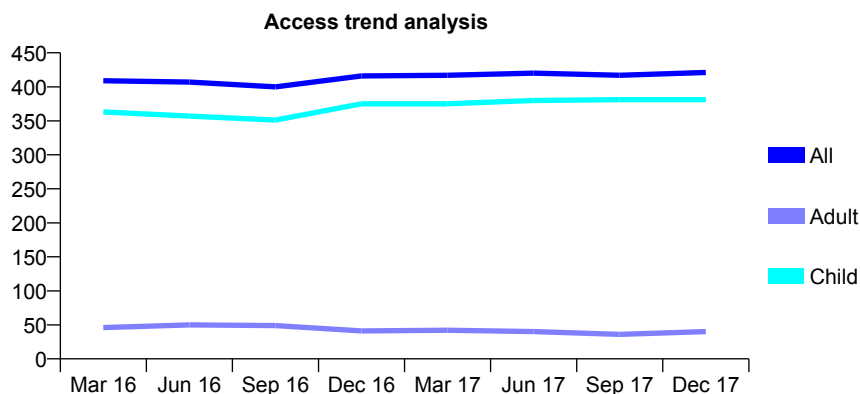
## Q44 - Vital Signs At a Glance Contract Report for 103292/0001 - December 2017

Name or company name	Baran & Hull Ltd
Contract type name	GDS Contract
Purpose of contract	General
Contract start date	01/04/2011
Contract end date	

17/18 Contracted general activity (UDA)	1,000
Carry forward general activity (UDA)	0
17/18 Contracted orthodontic activity (UOA)	0
Carry forward orthodontic activity (UOA)	0
Baseline contract value	£25,449.11

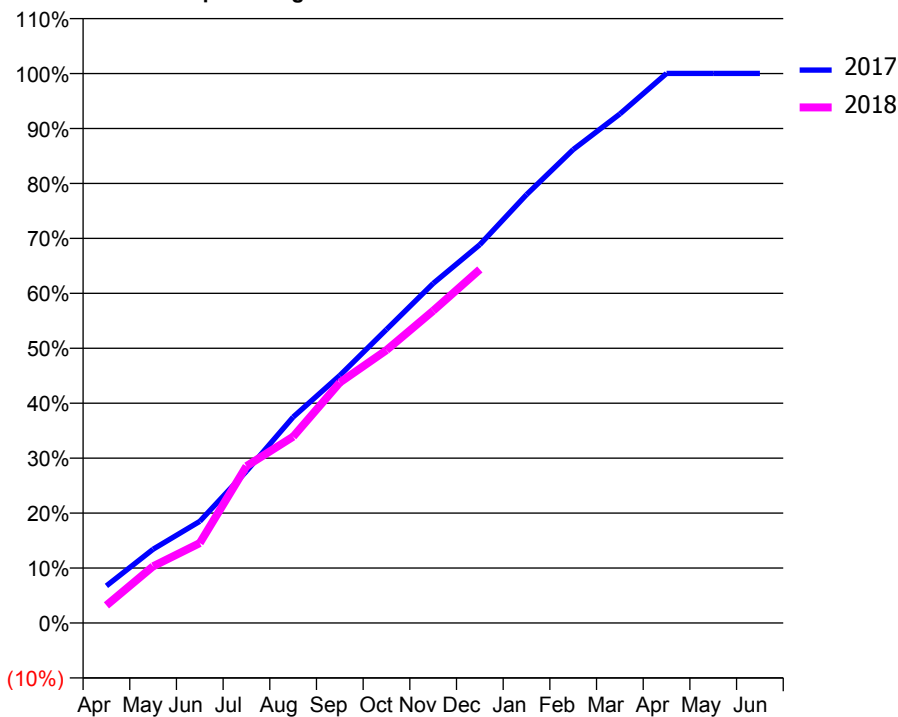
### ACCESS\*

Patients seen in 24 months	Total	Change since previous quarter
Quarter ending December 2016	416	
Quarter ending March 2017	417	→
Quarter ending June 2017	420	→
Quarter ending September 2017	417	→
Quarter ending December 2017	421	→
<b>Variance since December 2016</b>	<b>1.2%</b>	<b>→</b>



### ACTIVITY

Cumulative percentage of contracted UDA delivered 2017 & 2018



Month	Adjusted Scheduled Activity (UDA)	
	2017	2018
April	68	32
May	135	103
June	186	146
July	278	286
August	377	339
September	453	438
October	537	497
November	621	568
December	692	643
January	783	
February	866	
March	931	
April	1,005	
May	1,005	
June	1,005	

### QUALITY

	Quantity	Base Number	Contract	AT	Region	England
% of FP17s for the same patient ID Re-attending within 3 months - Children	83	601	13.8%	12.1%	12.9%	12.0%
% of FP17s for the same patient ID Re-attending within 3 months - Adults	0	0	N/A	17.0%	16.5%	15.9%
% of FP17s for the same patient ID Re-attending between 3 & 9 months - Children	423	601	70.4%	57.5%	59.6%	58.0%
% of FP17s for the same patient ID Re-attending between 3 & 9 months - Adults	0	0	N/A	51.2%	52.8%	50.5%
% of FP17s for Band 1 Urgent Courses	12	552	2.2%	9.6%	9.1%	9.0%
% of FP17s Relating to Free Repair or Replacements	0	552	0.0%	1.1%	1.0%	0.8%
% of FP17s Relating to Continuations	0	552	0.0%	1.3%	1.2%	1.1%
% of Patients satisfied with the dentistry they have received	1	1	N/A	92.1%	91.6%	91.5%
% of Patients satisfied with the time they had to wait for an appointment	1	1	N/A	90.8%	88.3%	87.9%

\* This is based on patients treated on this contract for their most recent course of treatment. Figures in italics indicate the base number of FP17s or Patient Questionnaire responses are less than 100. N/A is shown where the base number of responses is less than 10 during the period. % is calculated as Quantity/Base number\*100

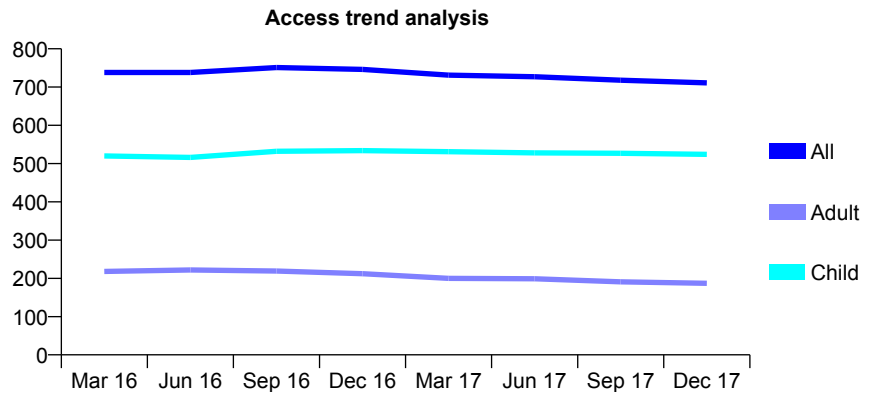
## Q44 - Vital Signs At a Glance Contract Report for 103306/0001 - December 2017

Name or company name	PD Dental Care Ltd
Contract type name	GDS Contract
Purpose of contract	General
Contract start date	01/05/2011
Contract end date	

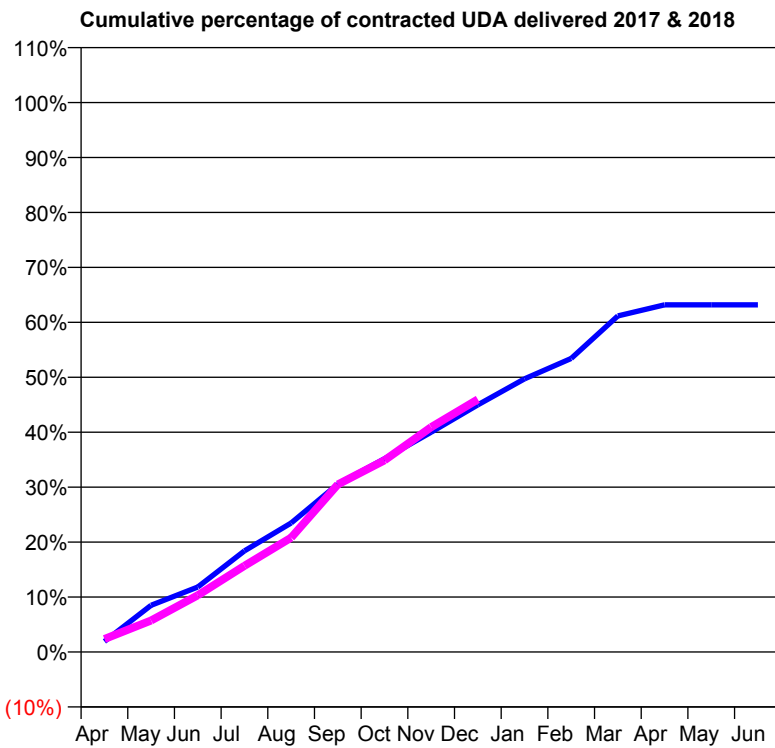
17/18 Contracted general activity (UDA)	2,648
Carry forward general activity (UDA)	0
17/18 Contracted orthodontic activity (UOA)	0
Carry forward orthodontic activity (UOA)	0
Baseline contract value	£67,528.28

### ACCESS\*

Patients seen in 24 months	Total	Change since previous quarter
Quarter ending December 2016	746	
Quarter ending March 2017	731	↓
Quarter ending June 2017	727	→
Quarter ending September 2017	718	↓
Quarter ending December 2017	711	→
<b>Variance since December 2016</b>	<b>(4.7%)</b>	<b>↓</b>



### ACTIVITY



Month	Adjusted Scheduled Activity (UDA)	
	2017	2018
April	51	62
May	225	152
June	313	273
July	488	415
August	622	551
September	809	808
October	931	924
November	1,059	1,084
December	1,191	1,218
January	1,316	
February	1,415	
March	1,620	
April	1,673	
May	1,673	
June	1,673	

### QUALITY

	Quantity	Base Number	Contract	AT	Region	England
% of FP17s for the same patient ID Re-attending within 3 months - Children	65	724	9.0%	12.1%	12.9%	12.0%
% of FP17s for the same patient ID Re-attending within 3 months - Adults	12	148	8.1%	17.0%	16.5%	15.9%
% of FP17s for the same patient ID Re-attending between 3 & 9 months - Children	511	724	70.6%	57.5%	59.6%	58.0%
% of FP17s for the same patient ID Re-attending between 3 & 9 months - Adults	107	148	72.3%	51.2%	52.8%	50.5%
% of FP17s for Band 1 Urgent Courses	23	824	2.8%	9.6%	9.1%	9.0%
% of FP17s Relating to Free Repair or Replacements	1	824	0.1%	1.1%	1.0%	0.8%
% of FP17s Relating to Continuations	1	824	0.1%	1.3%	1.2%	1.1%
% of Patients satisfied with the dentistry they have received	1	1	N/A	92.1%	91.6%	91.5%
% of Patients satisfied with the time they had to wait for an appointment	0	1	N/A	90.8%	88.3%	87.9%

\* This is based on patients treated on this contract for their most recent course of treatment. Figures in italics indicate the base number of FP17s or Patient Questionnaire responses are less than 100. N/A is shown where the base number of responses is less than 10 during the period. % is calculated as Quantity/Base number\*100

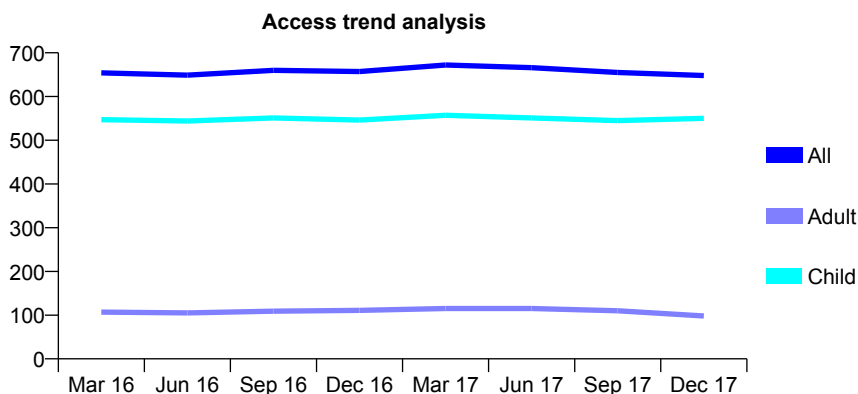
## Q44 - Vital Signs At a Glance Contract Report for 104892/0001 - December 2017

Name or company name	The King Street Dental Practice Ltd
Contract type name	GDS Contract
Purpose of contract	General
Contract start date	01/04/2007
Contract end date	

17/18 Contracted general activity (UDA)	1,644
Carry forward general activity (UDA)	0
17/18 Contracted orthodontic activity (UOA)	0
Carry forward orthodontic activity (UOA)	0
Baseline contract value	£35,304.69

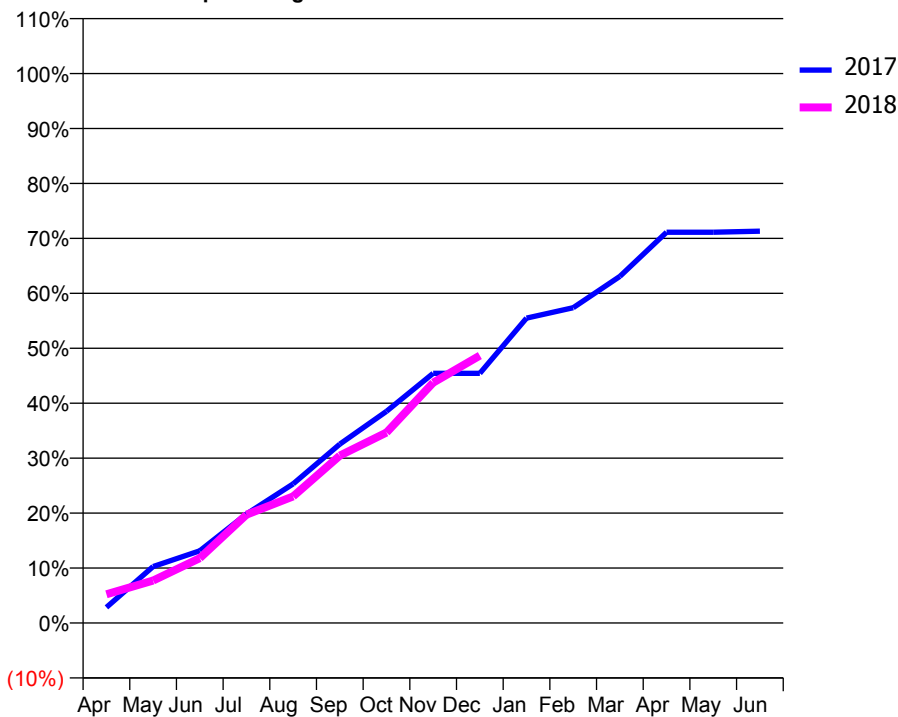
### ACCESS\*

Patients seen in 24 months	Total	Change since previous quarter
Quarter ending December 2016	657	
Quarter ending March 2017	672	↑
Quarter ending June 2017	666	→
Quarter ending September 2017	655	↓
Quarter ending December 2017	648	↓
<b>Variance since December 2016</b>	<b>(1.4%)</b>	<b>↓</b>



### ACTIVITY

Cumulative percentage of contracted UDA delivered 2017 & 2018



Month	Adjusted Scheduled Activity (UDA)	
	2017	2018
April	47	86
May	169	127
June	216	194
July	326	324
August	416	379
September	535	501
October	633	570
November	747	719
December	747	800
January	912	
February	943	
March	1,037	
April	1,169	
May	1,169	
June	1,172	

### QUALITY

	Quantity	Base Number	Contract	AT	Region	England
% of FP17s for the same patient ID Re-attending within 3 months - Children	72	754	9.5%	12.1%	12.9%	12.0%
% of FP17s for the same patient ID Re-attending within 3 months - Adults	4	33	12.1%	17.0%	16.5%	15.9%
% of FP17s for the same patient ID Re-attending between 3 & 9 months - Children	448	754	59.4%	57.5%	59.6%	58.0%
% of FP17s for the same patient ID Re-attending between 3 & 9 months - Adults	19	33	57.6%	51.2%	52.8%	50.5%
% of FP17s for Band 1 Urgent Courses	1	680	0.1%	9.6%	9.1%	9.0%
% of FP17s Relating to Free Repair or Replacements	0	680	0.0%	1.1%	1.0%	0.8%
% of FP17s Relating to Continuations	0	680	0.0%	1.3%	1.2%	1.1%
% of Patients satisfied with the dentistry they have received	1	1	N/A	92.1%	91.6%	91.5%
% of Patients satisfied with the time they had to wait for an appointment	1	1	N/A	90.8%	88.3%	87.9%

\* This is based on patients treated on this contract for their most recent course of treatment. Figures in italics indicate the base number of FP17s or Patient Questionnaire responses are less than 100. N/A is shown where the base number of responses is less than 10 during the period. % is calculated as Quantity/Base number\*100

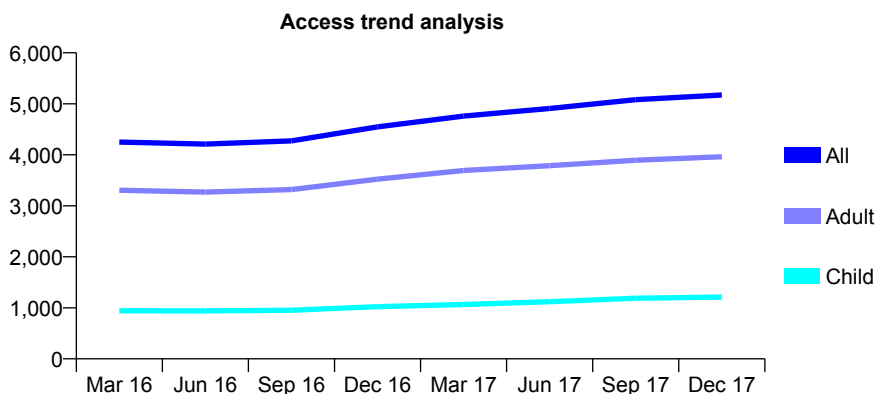
## Q44 - Vital Signs At a Glance Contract Report for 105120/0001 - December 2017

Name or company name	Handforth Dental Practice LLP
Contract type name	GDS Contract
Purpose of contract	General
Contract start date	01/06/2007
Contract end date	

17/18 Contracted general activity (UDA)	16,767
Carry forward general activity (UDA)	1,087
17/18 Contracted orthodontic activity (UOA)	0
Carry forward orthodontic activity (UOA)	0
Baseline contract value	£417,336.34

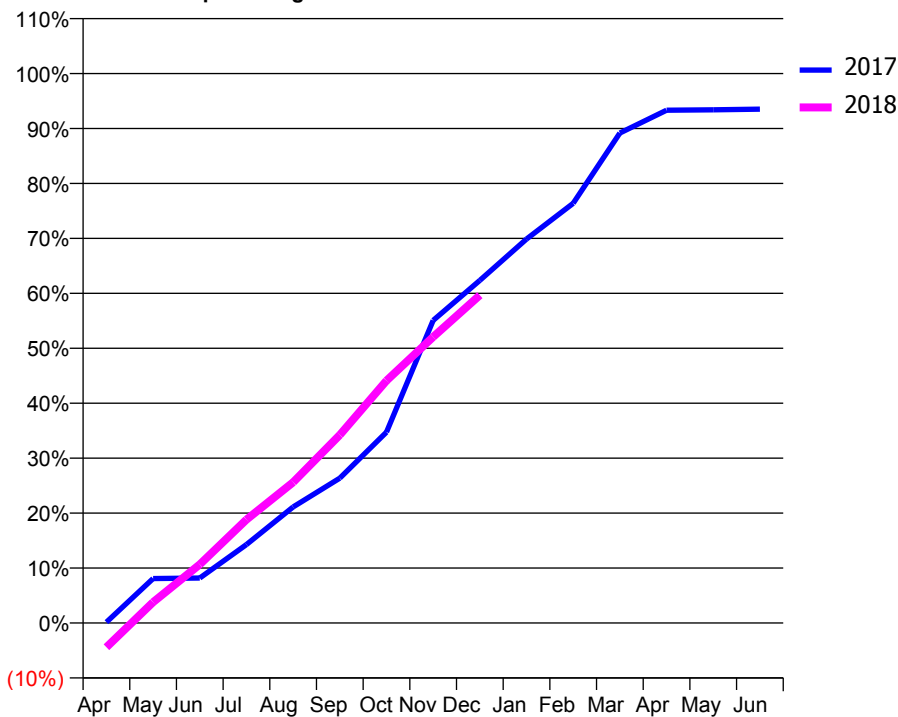
### ACCESS\*

Patients seen in 24 months	Total	Change since previous quarter
Quarter ending December 2016	4,548	
Quarter ending March 2017	4,759	↑
Quarter ending June 2017	4,908	↑
Quarter ending September 2017	5,081	↑
Quarter ending December 2017	5,172	→
<b>Variance since December 2016</b>	<b>13.7%</b>	<b>↑</b>



### ACTIVITY

Cumulative percentage of contracted UDA delivered 2017 & 2018



Month	Adjusted Scheduled Activity (UDA)	
	2017	2018
April	25	-744
May	1,356	637
June	1,375	1,787
July	2,396	3,157
August	3,541	4,295
September	4,419	5,738
October	5,824	7,395
November	9,233	8,731
December	10,456	10,001
January	11,715	
February	12,808	
March	14,953	
April	15,646	
May	15,661	
June	15,680	

### QUALITY

	Quantity	Base Number	Contract	AT	Region	England
% of FP17s for the same patient ID Re-attending within 3 months - Children	152	1,436	10.6%	12.1%	12.9%	12.0%
% of FP17s for the same patient ID Re-attending within 3 months - Adults	731	4,354	16.8%	17.0%	16.5%	15.9%
% of FP17s for the same patient ID Re-attending between 3 & 9 months - Children	805	1,436	56.1%	57.5%	59.6%	58.0%
% of FP17s for the same patient ID Re-attending between 3 & 9 months - Adults	2,428	4,354	55.8%	51.2%	52.8%	50.5%
% of FP17s for Band 1 Urgent Courses	422	5,491	7.7%	9.6%	9.1%	9.0%
% of FP17s Relating to Free Repair or Replacements	110	5,491	2.0%	1.1%	1.0%	0.8%
% of FP17s Relating to Continuations	169	5,491	3.1%	1.3%	1.2%	1.1%
% of Patients satisfied with the dentistry they have received	13	14	92.9%	92.1%	91.6%	91.5%
% of Patients satisfied with the time they had to wait for an appointment	13	14	92.9%	90.8%	88.3%	87.9%

\* This is based on patients treated on this contract for their most recent course of treatment. Figures in italics indicate the base number of FP17s or Patient Questionnaire responses are less than 100. N/A is shown where the base number of responses is less than 10 during the period. % is calculated as Quantity/Base number\*100

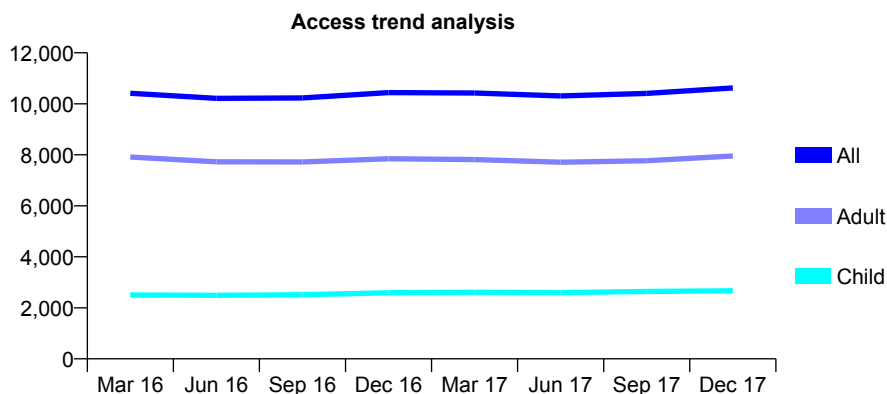
## Q44 - Vital Signs At a Glance Contract Report for 105902/0001 - December 2017

Name or company name	MAC Dental Centre Ltd
Contract type name	GDS Contract
Purpose of contract	General
Contract start date	01/05/2011
Contract end date	

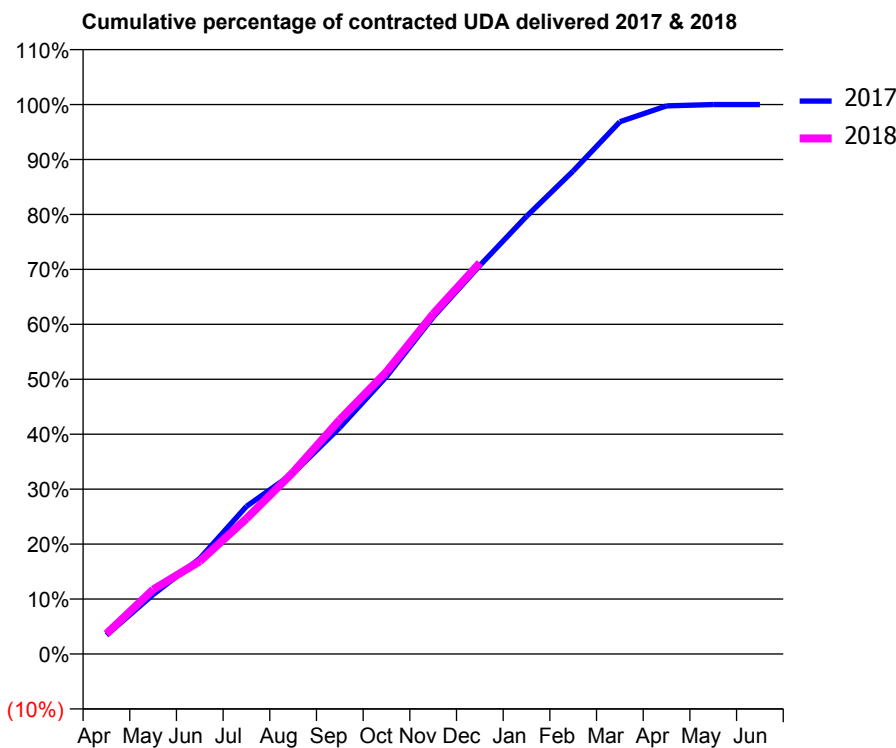
17/18 Contracted general activity (UDA)	34,000
Carry forward general activity (UDA)	0
17/18 Contracted orthodontic activity (UOA)	0
Carry forward orthodontic activity (UOA)	0
Baseline contract value	£787,940.71

### ACCESS\*

Patients seen in 24 months	Total	Change since previous quarter
Quarter ending December 2016	10,438	
Quarter ending March 2017	10,426	→
Quarter ending June 2017	10,307	↓
Quarter ending September 2017	10,407	→
Quarter ending December 2017	10,623	↑
<b>Variance since December 2016</b>	<b>1.8%</b>	<b>→</b>



### ACTIVITY



Month	Adjusted Scheduled Activity (UDA)	
	2017	2018
April	1,182	1,249
May	3,723	3,989
June	5,991	5,738
July	9,258	8,376
August	11,325	11,247
September	14,190	14,501
October	17,387	17,465
November	21,115	21,046
December	24,346	24,206
January	27,431	
February	30,272	
March	33,357	
April	34,349	
May	34,431	
June	34,436	

### QUALITY

	Quantity	Base Number	Contract	AT	Region	England
% of FP17s for the same patient ID Re-attending within 3 months - Children	216	3,131	6.9%	12.1%	12.9%	12.0%
% of FP17s for the same patient ID Re-attending within 3 months - Adults	1,285	8,792	14.6%	17.0%	16.5%	15.9%
% of FP17s for the same patient ID Re-attending between 3 & 9 months - Children	1,966	3,131	62.8%	57.5%	59.6%	58.0%
% of FP17s for the same patient ID Re-attending between 3 & 9 months - Adults	4,690	8,792	53.3%	51.2%	52.8%	50.5%
% of FP17s for Band 1 Urgent Courses	795	11,448	6.9%	9.6%	9.1%	9.0%
% of FP17s Relating to Free Repair or Replacements	245	11,448	2.1%	1.1%	1.0%	0.8%
% of FP17s Relating to Continuations	91	11,448	0.8%	1.3%	1.2%	1.1%
% of Patients satisfied with the dentistry they have received	14	14	100.0%	92.1%	91.6%	91.5%
% of Patients satisfied with the time they had to wait for an appointment	12	14	85.7%	90.8%	88.3%	87.9%

\* This is based on patients treated on this contract for their most recent course of treatment. Figures in italics indicate the base number of FP17s or Patient Questionnaire responses are less than 100. N/A is shown where the base number of responses is less than 10 during the period. % is calculated as Quantity/Base number\*100

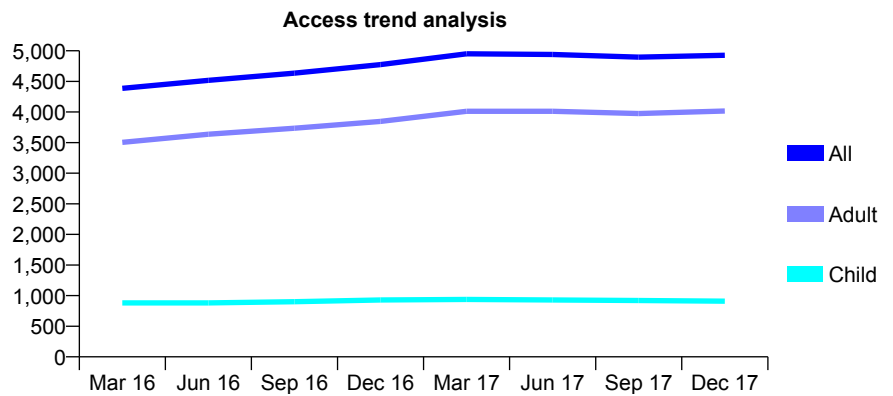
## Q44 - Vital Signs At a Glance Contract Report for 106690/0001 - December 2017

Name or company name	Mary Samuel, Sankey Street Dental Practic
Contract type name	GDS Contract
Purpose of contract	General
Contract start date	01/04/2014
Contract end date	

17/18 Contracted general activity (UDA)	14,090
Carry forward general activity (UDA)	0
17/18 Contracted orthodontic activity (UOA)	0
Carry forward orthodontic activity (UOA)	0
Baseline contract value	£305,673.19

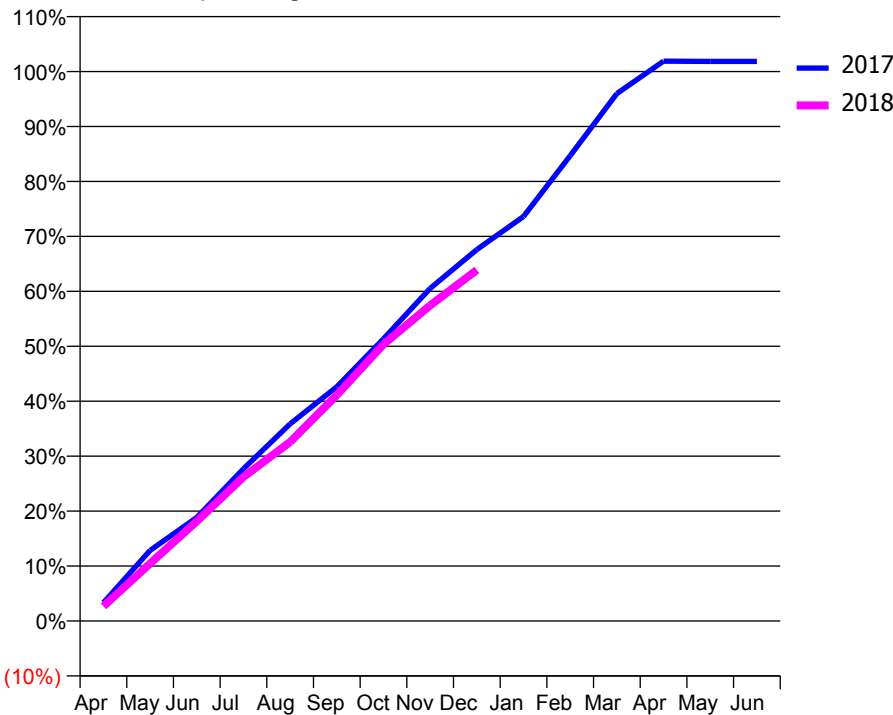
### ACCESS\*

Patients seen in 24 months	Total	Change since previous quarter
Quarter ending December 2016	4,775	
Quarter ending March 2017	4,951	↑
Quarter ending June 2017	4,941	→
Quarter ending September 2017	4,897	→
Quarter ending December 2017	4,926	→
<b>Variance since December 2016</b>	<b>3.2%</b>	<b>↑</b>



### ACTIVITY

Cumulative percentage of contracted UDA delivered 2017 & 2018



Month	Adjusted Scheduled Activity (UDA)	
	2017	2018
April	469	376
May	1,810	1,474
June	2,654	2,555
July	3,903	3,694
August	5,054	4,589
September	6,007	5,795
October	7,237	7,093
November	8,531	8,091
December	9,525	9,002
January	10,372	
February	11,933	
March	13,523	
April	14,357	
May	14,349	
June	14,349	

### QUALITY

	Quantity	Base Number	Contract	AT	Region	England
% of FP17s for the same patient ID Re-attending within 3 months - Children	54	929	5.8%	12.1%	12.9%	12.0%
% of FP17s for the same patient ID Re-attending within 3 months - Adults	581	3,870	15.0%	17.0%	16.5%	15.9%
% of FP17s for the same patient ID Re-attending between 3 & 9 months - Children	522	929	56.2%	57.5%	59.6%	58.0%
% of FP17s for the same patient ID Re-attending between 3 & 9 months - Adults	1,884	3,870	48.7%	51.2%	52.8%	50.5%
% of FP17s for Band 1 Urgent Courses	336	4,053	8.3%	9.6%	9.1%	9.0%
% of FP17s Relating to Free Repair or Replacements	56	4,053	1.4%	1.1%	1.0%	0.8%
% of FP17s Relating to Continuations	13	4,053	0.3%	1.3%	1.2%	1.1%
% of Patients satisfied with the dentistry they have received	3	4	N/A	92.1%	91.6%	91.5%
% of Patients satisfied with the time they had to wait for an appointment	4	4	N/A	90.8%	88.3%	87.9%

\* This is based on patients treated on this contract for their most recent course of treatment. Figures in italics indicate the base number of FP17s or Patient Questionnaire responses are less than 100. N/A is shown where the base number of responses is less than 10 during the period. % is calculated as Quantity/Base number\*100



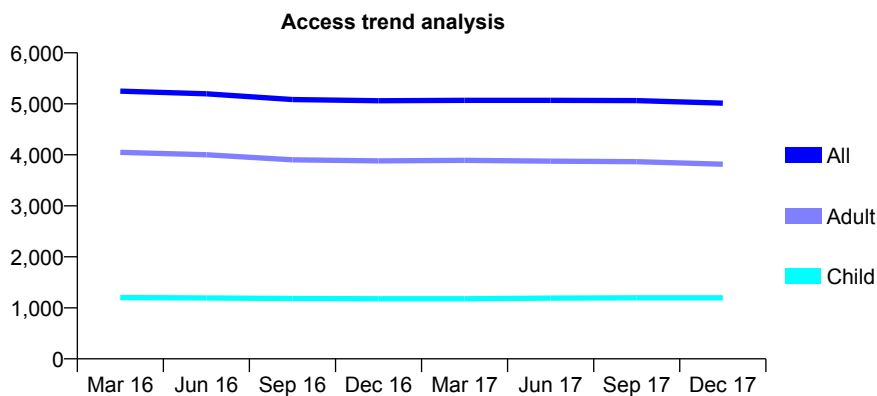
## Q44 - Vital Signs At a Glance Contract Report for 106976/0001 - December 2017

Name or company name	Greasby Dental Centre
Contract type name	GDS Contract
Purpose of contract	General
Contract start date	01/08/2009
Contract end date	

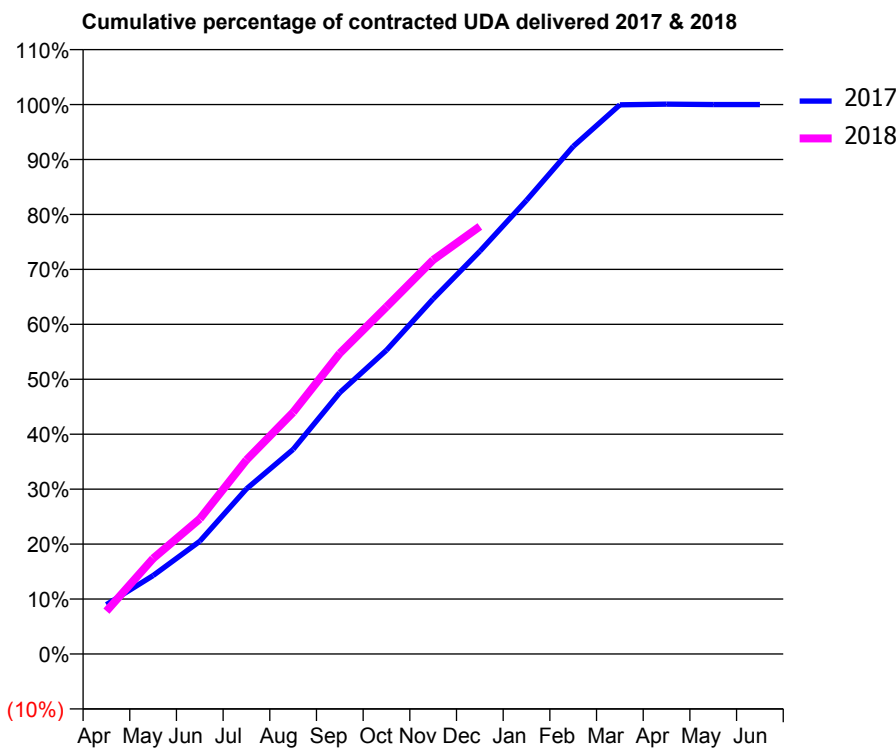
17/18 Contracted general activity (UDA)	14,380
Carry forward general activity (UDA)	0
17/18 Contracted orthodontic activity (UOA)	0
Carry forward orthodontic activity (UOA)	0
Baseline contract value	£393,763.83

### ACCESS\*

Patients seen in 24 months	Total	Change since previous quarter
Quarter ending December 2016	5,060	
Quarter ending March 2017	5,069	→
Quarter ending June 2017	5,068	→
Quarter ending September 2017	5,062	→
Quarter ending December 2017	5,012	→
<b>Variance since December 2016</b>	<b>(0.9%)</b>	→



### ACTIVITY



Month	Adjusted Scheduled Activity (UDA)	
	2017	2018
April	1,316	1,124
May	2,090	2,502
June	3,005	3,536
July	4,398	5,078
August	5,453	6,325
September	6,965	7,870
October	8,095	9,084
November	9,462	10,314
December	10,731	11,189
January	12,087	
February	13,521	
March	14,632	
April	14,648	
May	14,638	
June	14,639	

### QUALITY

	Quantity	Base Number	Contract	AT	Region	England
% of FP17s for the same patient ID Re-attending within 3 months - Children	81	1,275	6.4%	12.1%	12.9%	12.0%
% of FP17s for the same patient ID Re-attending within 3 months - Adults	722	4,087	17.7%	17.0%	16.5%	15.9%
% of FP17s for the same patient ID Re-attending between 3 & 9 months - Children	780	1,275	61.2%	57.5%	59.6%	58.0%
% of FP17s for the same patient ID Re-attending between 3 & 9 months - Adults	2,075	4,087	50.8%	51.2%	52.8%	50.5%
% of FP17s for Band 1 Urgent Courses	456	5,352	8.5%	9.6%	9.1%	9.0%
% of FP17s Relating to Free Repair or Replacements	106	5,352	2.0%	1.1%	1.0%	0.8%
% of FP17s Relating to Continuations	68	5,352	1.3%	1.3%	1.2%	1.1%
% of Patients satisfied with the dentistry they have received	6	7	N/A	92.1%	91.6%	91.5%
% of Patients satisfied with the time they had to wait for an appointment	7	7	N/A	90.8%	88.3%	87.9%

\* This is based on patients treated on this contract for their most recent course of treatment. Figures in italics indicate the base number of FP17s or Patient Questionnaire responses are less than 100. N/A is shown where the base number of responses is less than 10 during the period. % is calculated as Quantity/Base number\*100

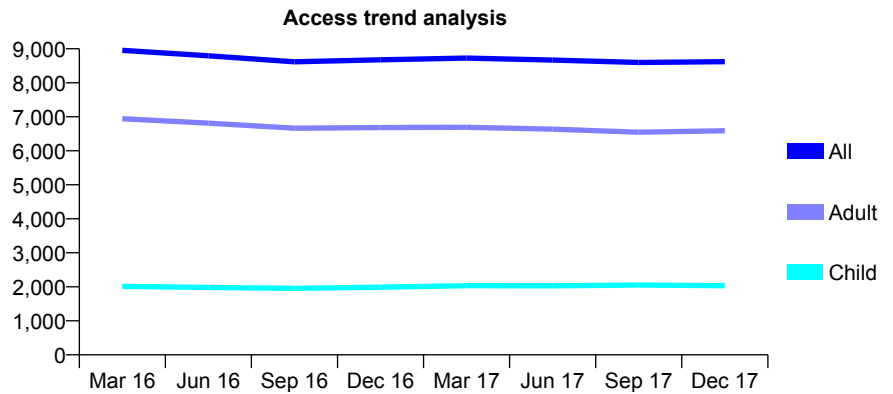
## Q44 - Vital Signs At a Glance Contract Report for 107271/0001 - December 2017

Name or company name	Pooltown Dental
Contract type name	GDS Contract
Purpose of contract	General
Contract start date	01/04/2009
Contract end date	

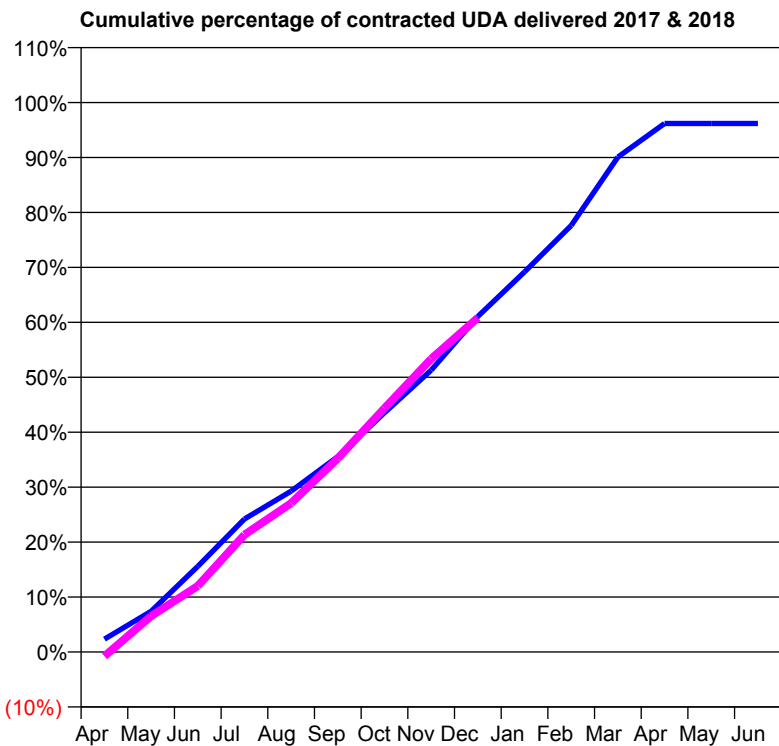
17/18 Contracted general activity (UDA)	23,695
Carry forward general activity (UDA)	903
17/18 Contracted orthodontic activity (UOA)	0
Carry forward orthodontic activity (UOA)	0
Baseline contract value	£706,358.11

### ACCESS\*

Patients seen in 24 months	Total	Change since previous quarter
Quarter ending December 2016	8,677	
Quarter ending March 2017	8,727	→
Quarter ending June 2017	8,668	→
Quarter ending September 2017	8,597	→
Quarter ending December 2017	8,623	→
<b>Variance since December 2016</b>	<b>(0.6%)</b>	→



### ACTIVITY



Month	Adjusted Scheduled Activity (UDA)	
	2017	2018
April	553	-184
May	1,755	1,550
June	3,695	2,847
July	5,737	5,059
August	6,935	6,419
September	8,429	8,354
October	10,318	10,516
November	12,153	12,643
December	14,470	14,415
January	16,389	
February	18,391	
March	21,341	
April	22,788	
May	22,789	
June	22,792	

### QUALITY

	Quantity	Base Number	Contract	AT	Region	England
% of FP17s for the same patient ID Re-attending within 3 months - Children	199	2,052	9.7%	12.1%	12.9%	12.0%
% of FP17s for the same patient ID Re-attending within 3 months - Adults	1,330	6,050	22.0%	17.0%	16.5%	15.9%
% of FP17s for the same patient ID Re-attending between 3 & 9 months - Children	1,065	2,052	51.9%	57.5%	59.6%	58.0%
% of FP17s for the same patient ID Re-attending between 3 & 9 months - Adults	2,036	6,050	33.7%	51.2%	52.8%	50.5%
% of FP17s for Band 1 Urgent Courses	1,385	7,473	18.5%	9.6%	9.1%	9.0%
% of FP17s Relating to Free Repair or Replacements	50	7,473	0.7%	1.1%	1.0%	0.8%
% of FP17s Relating to Continuations	132	7,473	1.8%	1.3%	1.2%	1.1%
% of Patients satisfied with the dentistry they have received	11	13	84.6%	92.1%	91.6%	91.5%
% of Patients satisfied with the time they had to wait for an appointment	13	13	100.0%	90.8%	88.3%	87.9%

\* This is based on patients treated on this contract for their most recent course of treatment. Figures in italics indicate the base number of FP17s or Patient Questionnaire responses are less than 100. N/A is shown where the base number of responses is less than 10 during the period. % is calculated as Quantity/Base number\*100

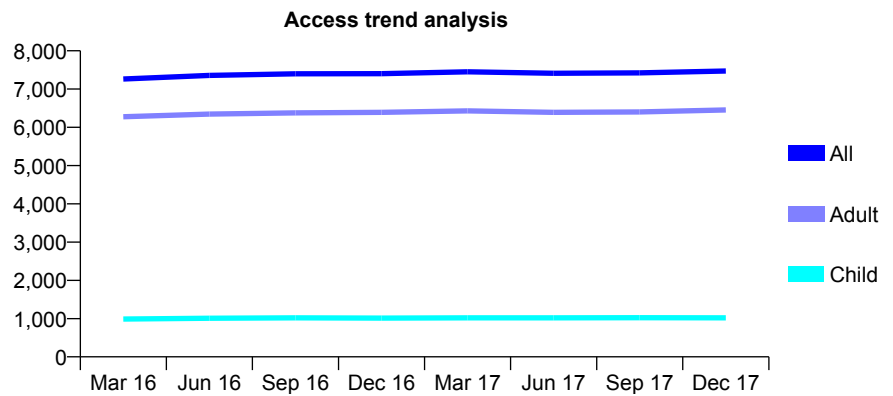
## Q44 - Vital Signs At a Glance Contract Report for 107468/0001 - December 2017

Name or company name	Foregate Street Dental Clinic
Contract type name	GDS Contract
Purpose of contract	General
Contract start date	01/04/2009
Contract end date	

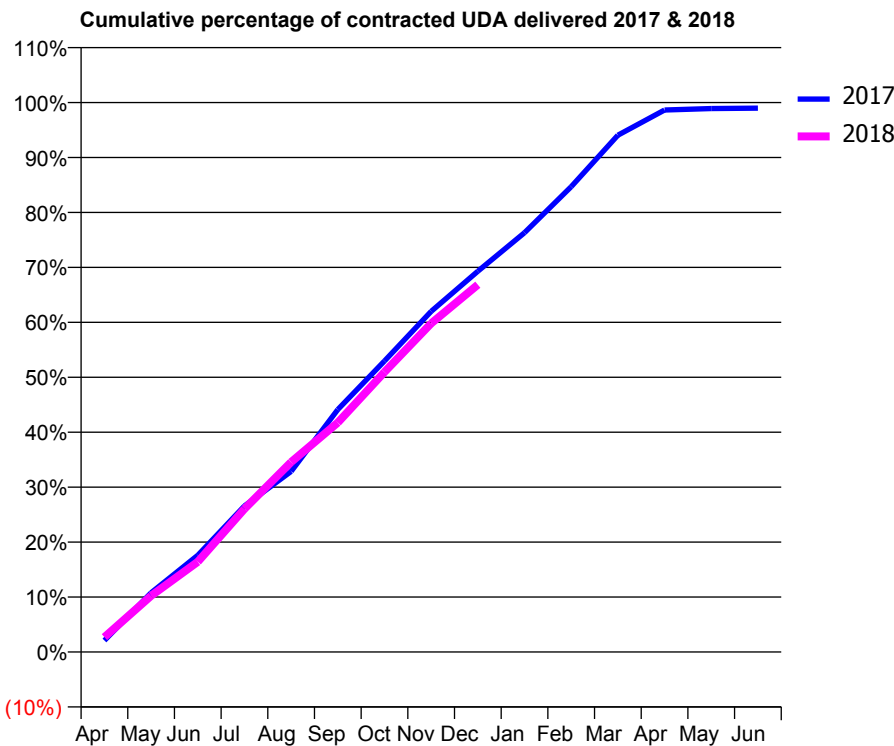
17/18 Contracted general activity (UDA)	24,100
Carry forward general activity (UDA)	0
17/18 Contracted orthodontic activity (UOA)	0
Carry forward orthodontic activity (UOA)	0
Baseline contract value	£579,029.13

### ACCESS\*

Patients seen in 24 months	Total	Change since previous quarter
Quarter ending December 2016	7,403	
Quarter ending March 2017	7,452	→
Quarter ending June 2017	7,412	→
Quarter ending September 2017	7,424	→
Quarter ending December 2017	7,473	→
<b>Variance since December 2016</b>	<b>0.9%</b>	<b>→</b>



### ACTIVITY



Month	Adjusted Scheduled Activity (UDA)	
	2017	2018
April	508	653
May	2,598	2,466
June	4,244	3,959
July	6,405	6,278
August	7,920	8,329
September	10,637	10,062
October	12,766	12,276
November	14,942	14,412
December	16,701	16,110
January	18,389	
February	20,409	
March	22,668	
April	23,772	
May	23,832	
June	23,850	

### QUALITY

	Quantity	Base Number	Contract	AT	Region	England
% of FP17s for the same patient ID Re-attending within 3 months - Children	77	1,135	6.8%	12.1%	12.9%	12.0%
% of FP17s for the same patient ID Re-attending within 3 months - Adults	1,374	7,632	18.0%	17.0%	16.5%	15.9%
% of FP17s for the same patient ID Re-attending between 3 & 9 months - Children	691	1,135	60.9%	57.5%	59.6%	58.0%
% of FP17s for the same patient ID Re-attending between 3 & 9 months - Adults	4,353	7,632	57.0%	51.2%	52.8%	50.5%
% of FP17s for Band 1 Urgent Courses	864	8,271	10.4%	9.6%	9.1%	9.0%
% of FP17s Relating to Free Repair or Replacements	116	8,271	1.4%	1.1%	1.0%	0.8%
% of FP17s Relating to Continuations	66	8,271	0.8%	1.3%	1.2%	1.1%
% of Patients satisfied with the dentistry they have received	15	15	100.0%	92.1%	91.6%	91.5%
% of Patients satisfied with the time they had to wait for an appointment	15	15	100.0%	90.8%	88.3%	87.9%

\* This is based on patients treated on this contract for their most recent course of treatment. Figures in italics indicate the base number of FP17s or Patient Questionnaire responses are less than 100. N/A is shown where the base number of responses is less than 10 during the period. % is calculated as Quantity/Base number\*100

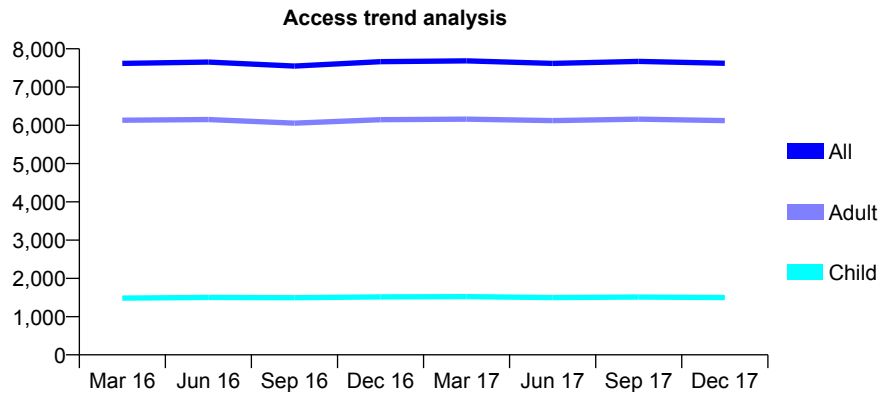
## Q44 - Vital Signs At a Glance Contract Report for 107689/0001 - December 2017

Name or company name	Glencairn Dental Practice
Contract type name	GDS Contract
Purpose of contract	General
Contract start date	01/08/2006
Contract end date	

17/18 Contracted general activity (UDA)	21,897
Carry forward general activity (UDA)	0
17/18 Contracted orthodontic activity (UOA)	0
Carry forward orthodontic activity (UOA)	0
Baseline contract value	£605,011.52

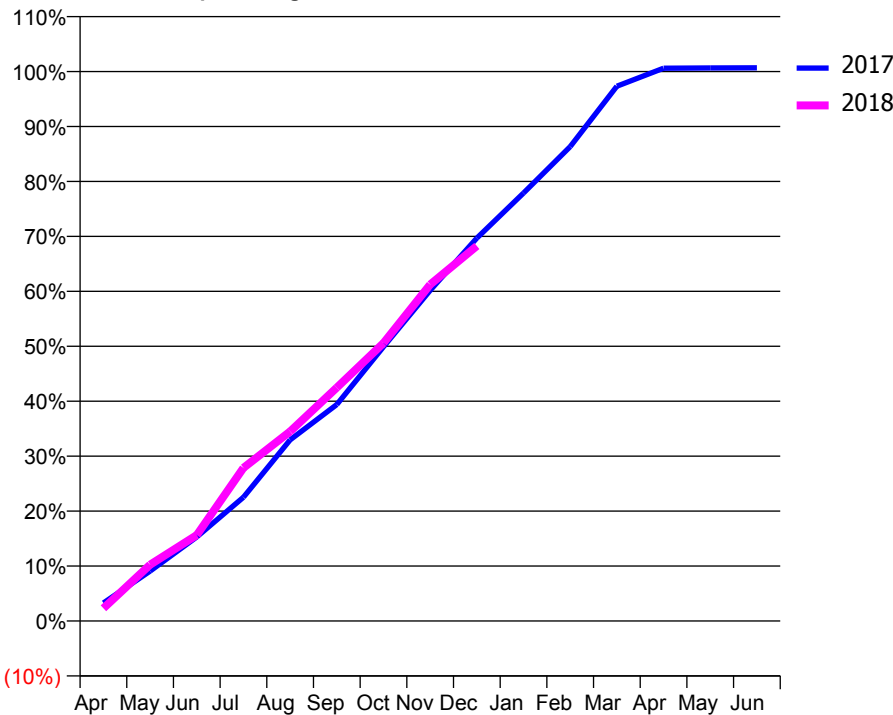
### ACCESS\*

Patients seen in 24 months	Total	Change since previous quarter
Quarter ending December 2016	7,664	
Quarter ending March 2017	7,684	→
Quarter ending June 2017	7,620	→
Quarter ending September 2017	7,672	→
Quarter ending December 2017	7,621	→
<b>Variance since December 2016</b>	<b>(0.6%)</b>	→



### ACTIVITY

Cumulative percentage of contracted UDA delivered 2017 & 2018



Month	2017	2018
April	732	508
May	2,032	2,247
June	3,416	3,423
July	5,035	6,100
August	7,363	7,554
September	8,800	9,302
October	11,146	11,075
November	13,437	13,408
December	15,565	14,945
January	17,396	
February	19,282	
March	21,735	
April	22,466	
May	22,480	
June	22,483	

### QUALITY

	Quantity	Base Number	Contract	AT	Region	England
% of FP17s for the same patient ID Re-attending within 3 months - Children	241	1,893	12.7%	12.1%	12.9%	12.0%
% of FP17s for the same patient ID Re-attending within 3 months - Adults	1,319	6,904	19.1%	17.0%	16.5%	15.9%
% of FP17s for the same patient ID Re-attending between 3 & 9 months - Children	1,140	1,893	60.2%	57.5%	59.6%	58.0%
% of FP17s for the same patient ID Re-attending between 3 & 9 months - Adults	3,829	6,904	55.5%	51.2%	52.8%	50.5%
% of FP17s for Band 1 Urgent Courses	942	8,056	11.7%	9.6%	9.1%	9.0%
% of FP17s Relating to Free Repair or Replacements	316	8,056	3.9%	1.1%	1.0%	0.8%
% of FP17s Relating to Continuations	134	8,056	1.7%	1.3%	1.2%	1.1%
% of Patients satisfied with the dentistry they have received	16	17	94.1%	92.1%	91.6%	91.5%
% of Patients satisfied with the time they had to wait for an appointment	17	17	100.0%	90.8%	88.3%	87.9%

\* This is based on patients treated on this contract for their most recent course of treatment. Figures in italics indicate the base number of FP17s or Patient Questionnaire responses are less than 100. N/A is shown where the base number of responses is less than 10 during the period. % is calculated as Quantity/Base number\*100

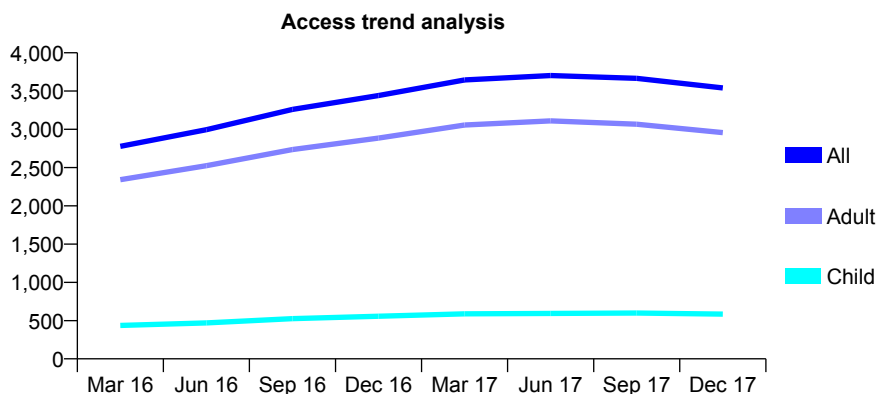
## Q44 - Vital Signs At a Glance Contract Report for 108170/0001 - December 2017

Name or company name	Kingsway Dental Practice
Contract type name	GDS Contract
Purpose of contract	General
Contract start date	01/07/2015
Contract end date	

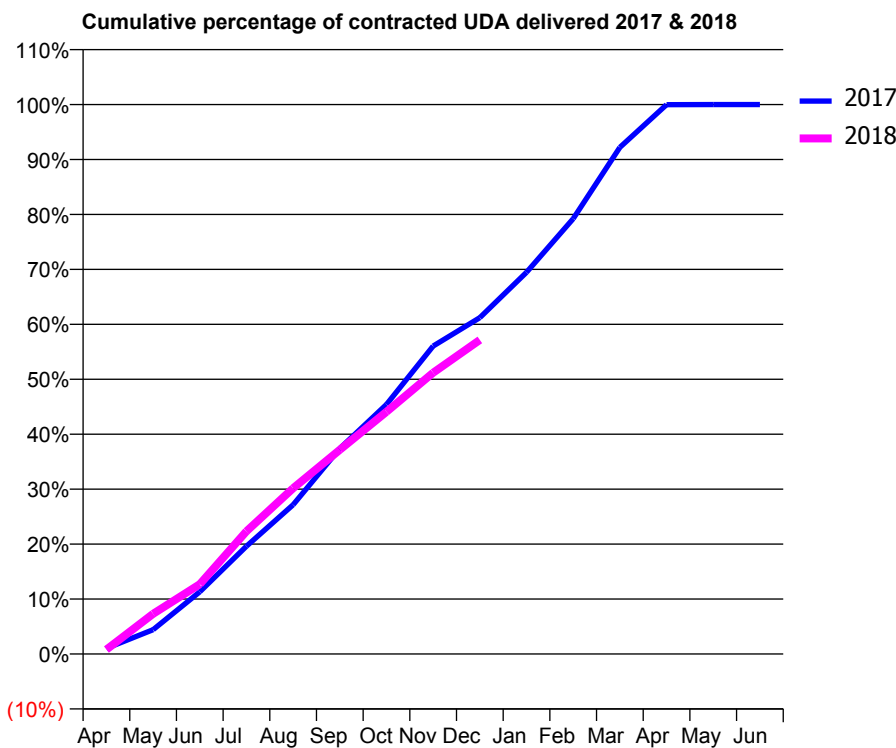
17/18 Contracted general activity (UDA)	12,770
Carry forward general activity (UDA)	0
17/18 Contracted orthodontic activity (UOA)	0
Carry forward orthodontic activity (UOA)	0
Baseline contract value	£304,531.92

### ACCESS\*

Patients seen in 24 months	Total	Change since previous quarter
Quarter ending December 2016	3,442	
Quarter ending March 2017	3,645	↑
Quarter ending June 2017	3,703	→
Quarter ending September 2017	3,666	→
Quarter ending December 2017	3,541	↓
<b>Variance since December 2016</b>	<b>2.9%</b>	<b>↑</b>



### ACTIVITY



Month	Adjusted Scheduled Activity (UDA)	
	2017	2018
April	131	103
May	571	934
June	1,457	1,621
July	2,523	2,851
August	3,494	3,853
September	4,809	4,746
October	5,840	5,631
November	7,205	6,536
December	7,870	7,299
January	8,932	
February	10,185	
March	11,856	
April	12,853	
May	12,856	
June	12,857	

### QUALITY

	Quantity	Base Number	Contract	AT	Region	England
% of FP17s for the same patient ID Re-attending within 3 months - Children	54	648	8.3%	12.1%	12.9%	12.0%
% of FP17s for the same patient ID Re-attending within 3 months - Adults	636	3,399	18.7%	17.0%	16.5%	15.9%
% of FP17s for the same patient ID Re-attending between 3 & 9 months - Children	389	648	60.0%	57.5%	59.6%	58.0%
% of FP17s for the same patient ID Re-attending between 3 & 9 months - Adults	2,047	3,399	60.2%	51.2%	52.8%	50.5%
% of FP17s for Band 1 Urgent Courses	302	3,591	8.4%	9.6%	9.1%	9.0%
% of FP17s Relating to Free Repair or Replacements	39	3,591	1.1%	1.1%	1.0%	0.8%
% of FP17s Relating to Continuations	60	3,591	1.7%	1.3%	1.2%	1.1%
% of Patients satisfied with the dentistry they have received	14	15	93.3%	92.1%	91.6%	91.5%
% of Patients satisfied with the time they had to wait for an appointment	12	15	80.0%	90.8%	88.3%	87.9%

\* This is based on patients treated on this contract for their most recent course of treatment. Figures in italics indicate the base number of FP17s or Patient Questionnaire responses are less than 100. N/A is shown where the base number of responses is less than 10 during the period. % is calculated as Quantity/Base number\*100

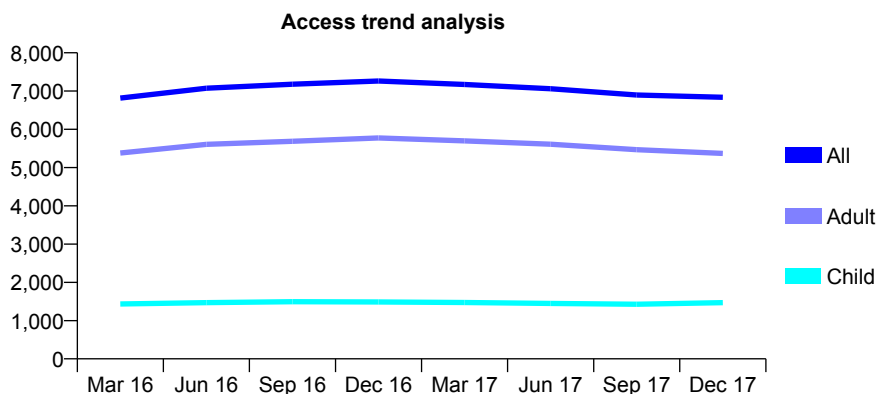
## Q44 - Vital Signs At a Glance Contract Report for 108960/0001 - December 2017

Name or company name	Harbour Dental Practice
Contract type name	GDS Contract
Purpose of contract	General
Contract start date	01/01/2014
Contract end date	

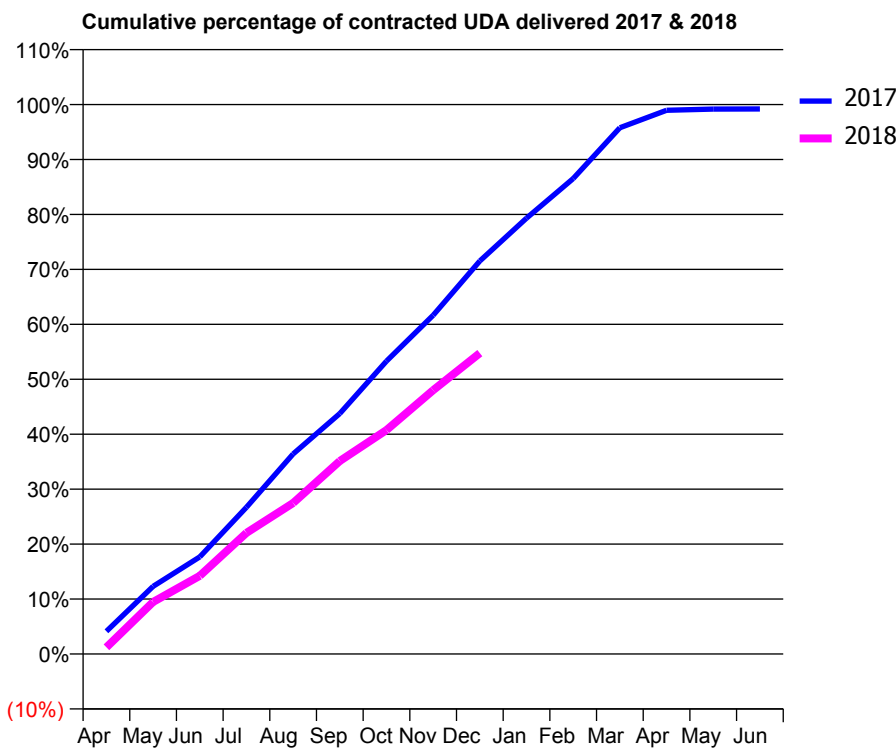
17/18 Contracted general activity (UDA)	20,753
Carry forward general activity (UDA)	170
17/18 Contracted orthodontic activity (UOA)	0
Carry forward orthodontic activity (UOA)	0
Baseline contract value	£613,240.48

### ACCESS\*

Patients seen in 24 months	Total	Change since previous quarter
Quarter ending December 2016	7,262	
Quarter ending March 2017	7,171	↓
Quarter ending June 2017	7,061	↓
Quarter ending September 2017	6,896	↓
Quarter ending December 2017	6,839	→
<b>Variance since December 2016</b>	<b>(5.8%)</b>	<b>↓</b>



### ACTIVITY



Month	Adjusted Scheduled Activity (UDA)	
	2017	2018
April	860	255
May	2,557	1,968
June	3,669	2,956
July	5,544	4,577
August	7,559	5,704
September	9,081	7,288
October	11,064	8,457
November	12,794	9,962
December	14,844	11,366
January	16,461	
February	17,956	
March	19,873	
April	20,533	
May	20,581	
June	20,583	

### QUALITY

	Quantity	Base Number	Contract	AT	Region	England
% of FP17s for the same patient ID Re-attending within 3 months - Children	172	1,600	10.8%	12.1%	12.9%	12.0%
% of FP17s for the same patient ID Re-attending within 3 months - Adults	1,188	5,762	20.6%	17.0%	16.5%	15.9%
% of FP17s for the same patient ID Re-attending between 3 & 9 months - Children	908	1,600	56.8%	57.5%	59.6%	58.0%
% of FP17s for the same patient ID Re-attending between 3 & 9 months - Adults	3,071	5,762	53.3%	51.2%	52.8%	50.5%
% of FP17s for Band 1 Urgent Courses	796	6,232	12.8%	9.6%	9.1%	9.0%
% of FP17s Relating to Free Repair or Replacements	63	6,232	1.0%	1.1%	1.0%	0.8%
% of FP17s Relating to Continuations	154	6,232	2.5%	1.3%	1.2%	1.1%
% of Patients satisfied with the dentistry they have received	14	14	100.0%	92.1%	91.6%	91.5%
% of Patients satisfied with the time they had to wait for an appointment	10	14	71.4%	90.8%	88.3%	87.9%

\* This is based on patients treated on this contract for their most recent course of treatment. Figures in italics indicate the base number of FP17s or Patient Questionnaire responses are less than 100. N/A is shown where the base number of responses is less than 10 during the period. % is calculated as Quantity/Base number\*100

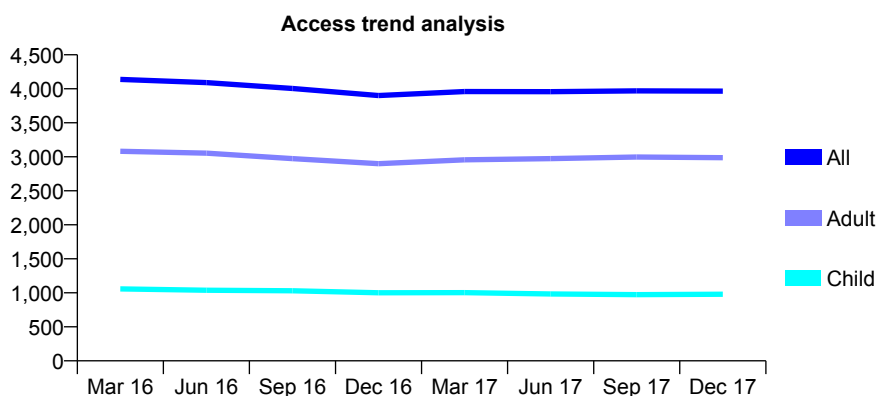
## Q44 - Vital Signs At a Glance Contract Report for 109363/0001 - December 2017

Name or company name	Dane Bank House Dental Practice
Contract type name	GDS Contract
Purpose of contract	General
Contract start date	01/04/2014
Contract end date	

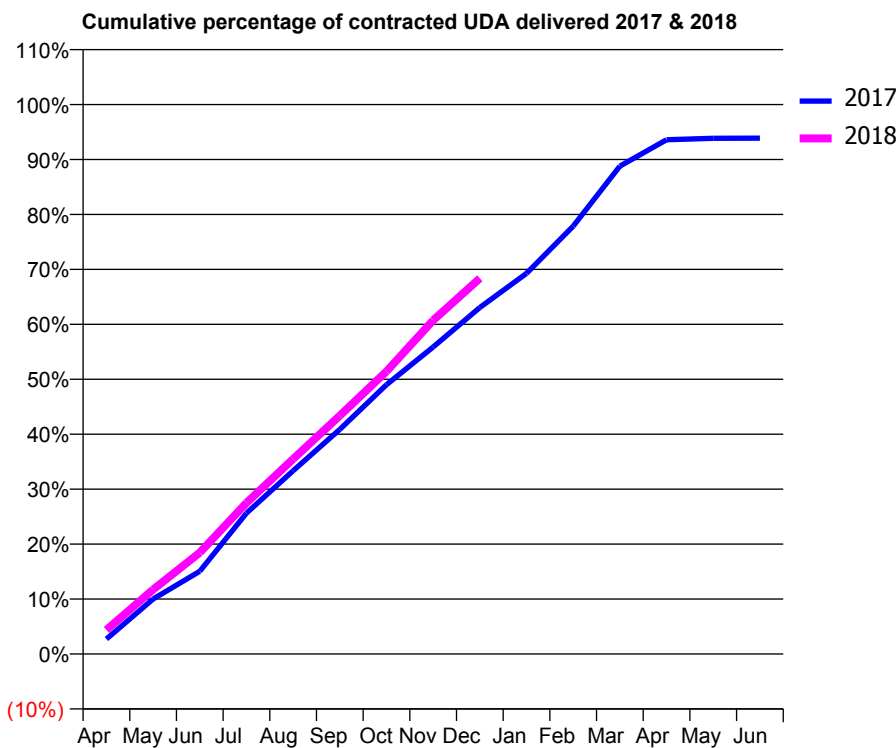
17/18 Contracted general activity (UDA)	13,460
Carry forward general activity (UDA)	0
17/18 Contracted orthodontic activity (UOA)	0
Carry forward orthodontic activity (UOA)	0
Baseline contract value	£320,479.92

### ACCESS\*

Patients seen in 24 months	Total	Change since previous quarter
Quarter ending December 2016	3,900	
Quarter ending March 2017	3,959	→
Quarter ending June 2017	3,958	→
Quarter ending September 2017	3,970	→
Quarter ending December 2017	3,966	→
<b>Variance since December 2016</b>	<b>1.7%</b>	<b>→</b>



### ACTIVITY



Month	Adjusted Scheduled Activity (UDA)	
	2017	2018
April	369	590
May	1,349	1,580
June	2,028	2,483
July	3,452	3,702
August	4,490	4,776
September	5,501	5,838
October	6,596	6,924
November	7,521	8,174
December	8,487	9,203
January	9,325	
February	10,480	
March	11,950	
April	12,597	
May	12,632	
June	12,637	

### QUALITY

	Quantity	Base Number	Contract	AT	Region	England
% of FP17s for the same patient ID Re-attending within 3 months - Children	42	1,182	3.6%	12.1%	12.9%	12.0%
% of FP17s for the same patient ID Re-attending within 3 months - Adults	347	3,233	10.7%	17.0%	16.5%	15.9%
% of FP17s for the same patient ID Re-attending between 3 & 9 months - Children	832	1,182	70.4%	57.5%	59.6%	58.0%
% of FP17s for the same patient ID Re-attending between 3 & 9 months - Adults	2,116	3,233	65.5%	51.2%	52.8%	50.5%
% of FP17s for Band 1 Urgent Courses	136	4,127	3.3%	9.6%	9.1%	9.0%
% of FP17s Relating to Free Repair or Replacements	78	4,127	1.9%	1.1%	1.0%	0.8%
% of FP17s Relating to Continuations	51	4,127	1.2%	1.3%	1.2%	1.1%
% of Patients satisfied with the dentistry they have received	7	8	N/A	92.1%	91.6%	91.5%
% of Patients satisfied with the time they had to wait for an appointment	8	8	N/A	90.8%	88.3%	87.9%

\* This is based on patients treated on this contract for their most recent course of treatment. Figures in italics indicate the base number of FP17s or Patient Questionnaire responses are less than 100. N/A is shown where the base number of responses is less than 10 during the period. % is calculated as Quantity/Base number\*100

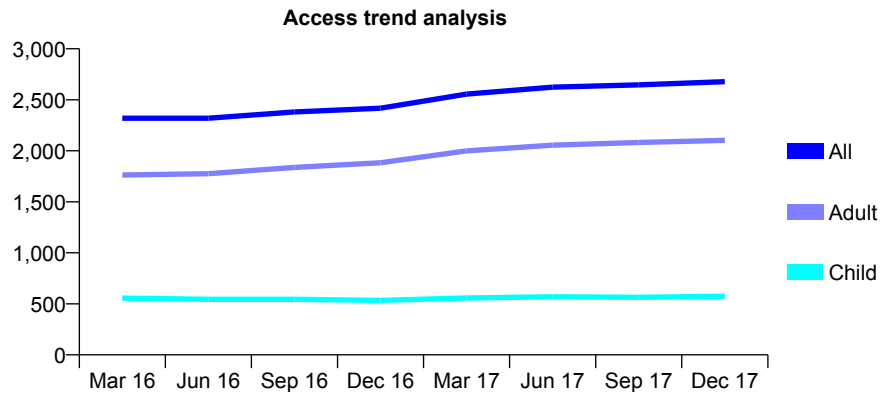
## Q44 - Vital Signs At a Glance Contract Report for 109479/0001 - December 2017

Name or company name	Dental Care Neston
Contract type name	GDS Contract
Purpose of contract	General
Contract start date	16/05/2013
Contract end date	

17/18 Contracted general activity (UDA)	7,195
Carry forward general activity (UDA)	0
17/18 Contracted orthodontic activity (UOA)	0
Carry forward orthodontic activity (UOA)	0
Baseline contract value	£205,618.17

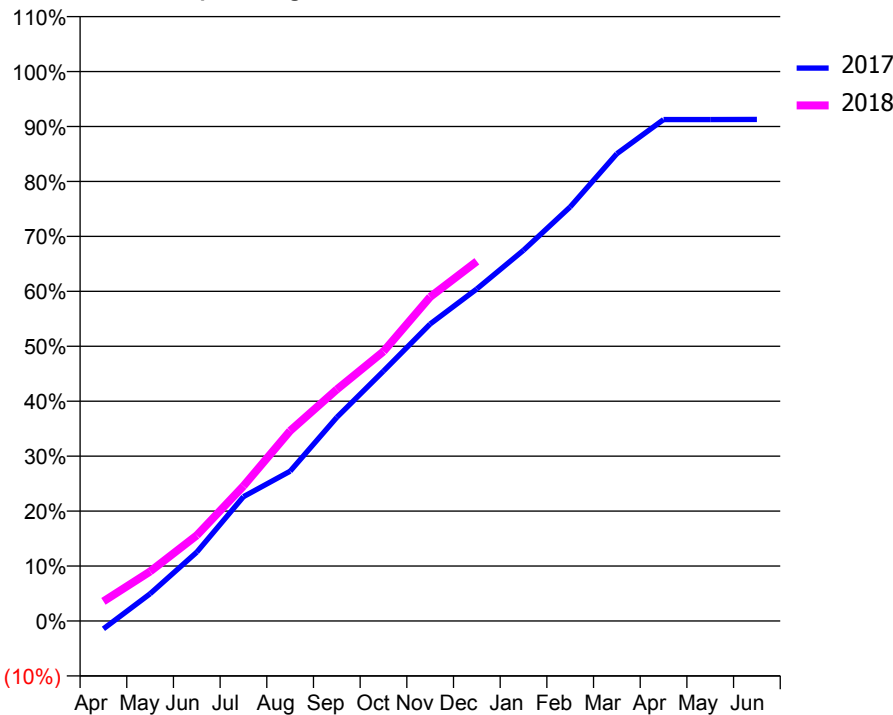
### ACCESS\*

Patients seen in 24 months	Total	Change since previous quarter
Quarter ending December 2016	2,417	
Quarter ending March 2017	2,556	↑
Quarter ending June 2017	2,624	↑
Quarter ending September 2017	2,646	→
Quarter ending December 2017	2,678	→
<b>Variance since December 2016</b>	<b>10.8%</b>	<b>↑</b>



### ACTIVITY

Cumulative percentage of contracted UDA delivered 2017 & 2018



Month	Adjusted Scheduled Activity (UDA)	
	2017	2018
April	-104	258
May	357	648
June	902	1,122
July	1,629	1,767
August	1,961	2,491
September	2,667	3,032
October	3,272	3,529
November	3,889	4,244
December	4,348	4,710
January	4,855	
February	5,423	
March	6,119	
April	6,566	
May	6,566	
June	6,567	

### QUALITY

	Quantity	Base Number	Contract	AT	Region	England
% of FP17s for the same patient ID Re-attending within 3 months - Children	80	743	10.8%	12.1%	12.9%	12.0%
% of FP17s for the same patient ID Re-attending within 3 months - Adults	406	2,453	16.6%	17.0%	16.5%	15.9%
% of FP17s for the same patient ID Re-attending between 3 & 9 months - Children	479	743	64.5%	57.5%	59.6%	58.0%
% of FP17s for the same patient ID Re-attending between 3 & 9 months - Adults	1,530	2,453	62.4%	51.2%	52.8%	50.5%
% of FP17s for Band 1 Urgent Courses	224	2,508	8.9%	9.6%	9.1%	9.0%
% of FP17s Relating to Free Repair or Replacements	14	2,508	0.6%	1.1%	1.0%	0.8%
% of FP17s Relating to Continuations	15	2,508	0.6%	1.3%	1.2%	1.1%
% of Patients satisfied with the dentistry they have received	6	6	N/A	92.1%	91.6%	91.5%
% of Patients satisfied with the time they had to wait for an appointment	4	6	N/A	90.8%	88.3%	87.9%

\* This is based on patients treated on this contract for their most recent course of treatment. Figures in italics indicate the base number of FP17s or Patient Questionnaire responses are less than 100. N/A is shown where the base number of responses is less than 10 during the period. % is calculated as Quantity/Base number\*100



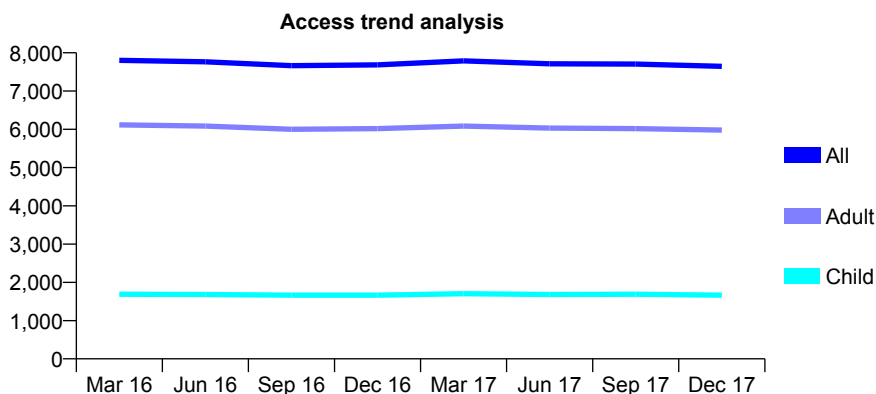
## Q44 - Vital Signs At a Glance Contract Report for 109886/0001 - December 2017

Name or company name	Eastham Dental Practice
Contract type name	GDS Contract
Purpose of contract	General
Contract start date	01/04/2006
Contract end date	

17/18 Contracted general activity (UDA)	22,917
Carry forward general activity (UDA)	0
17/18 Contracted orthodontic activity (UOA)	0
Carry forward orthodontic activity (UOA)	0
Baseline contract value	£674,535.89

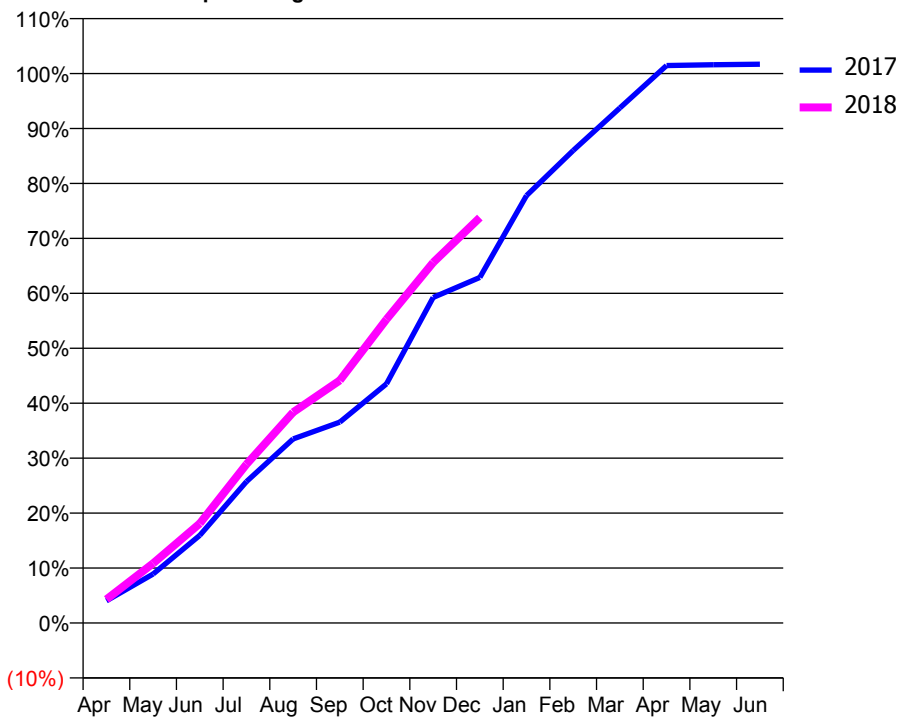
### ACCESS\*

Patients seen in 24 months	Total	Change since previous quarter
Quarter ending December 2016	7,683	
Quarter ending March 2017	7,788	→
Quarter ending June 2017	7,713	→
Quarter ending September 2017	7,705	→
Quarter ending December 2017	7,645	→
<b>Variance since December 2016</b>	<b>(0.5%)</b>	→



### ACTIVITY

Cumulative percentage of contracted UDA delivered 2017 & 2018



Month	Adjusted Scheduled Activity (UDA)	
	2017	2018
April	928	988
May	2,043	2,489
June	3,655	4,153
July	5,899	6,618
August	7,678	8,788
September	8,377	10,119
October	9,976	12,664
November	13,580	15,035
December	14,412	16,908
January	17,828	
February	19,706	
March	21,479	
April	23,248	
May	23,282	
June	23,305	

### QUALITY

	Quantity	Base Number	Contract	AT	Region	England
% of FP17s for the same patient ID Re-attending within 3 months - Children	142	1,892	7.5%	12.1%	12.9%	12.0%
% of FP17s for the same patient ID Re-attending within 3 months - Adults	1,095	6,916	15.8%	17.0%	16.5%	15.9%
% of FP17s for the same patient ID Re-attending between 3 & 9 months - Children	1,204	1,892	63.6%	57.5%	59.6%	58.0%
% of FP17s for the same patient ID Re-attending between 3 & 9 months - Adults	4,258	6,916	61.6%	51.2%	52.8%	50.5%
% of FP17s for Band 1 Urgent Courses	765	7,676	10.0%	9.6%	9.1%	9.0%
% of FP17s Relating to Free Repair or Replacements	121	7,676	1.6%	1.1%	1.0%	0.8%
% of FP17s Relating to Continuations	143	7,676	1.9%	1.3%	1.2%	1.1%
% of Patients satisfied with the dentistry they have received	24	24	100.0%	92.1%	91.6%	91.5%
% of Patients satisfied with the time they had to wait for an appointment	22	24	91.7%	90.8%	88.3%	87.9%

\* This is based on patients treated on this contract for their most recent course of treatment. Figures in italics indicate the base number of FP17s or Patient Questionnaire responses are less than 100. N/A is shown where the base number of responses is less than 10 during the period. % is calculated as Quantity/Base number\*100

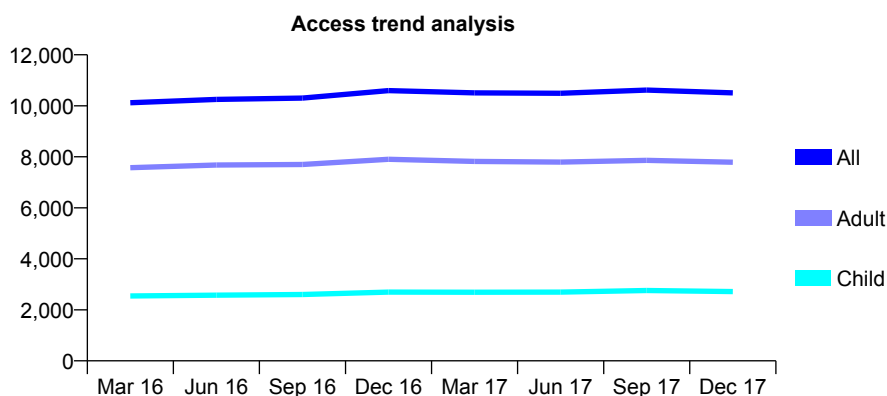
## Q44 - Vital Signs At a Glance Contract Report for 111236/0001 - December 2017

Name or company name	Padgate (No 1) Limited
Contract type name	GDS Contract
Purpose of contract	General
Contract start date	01/11/2007
Contract end date	

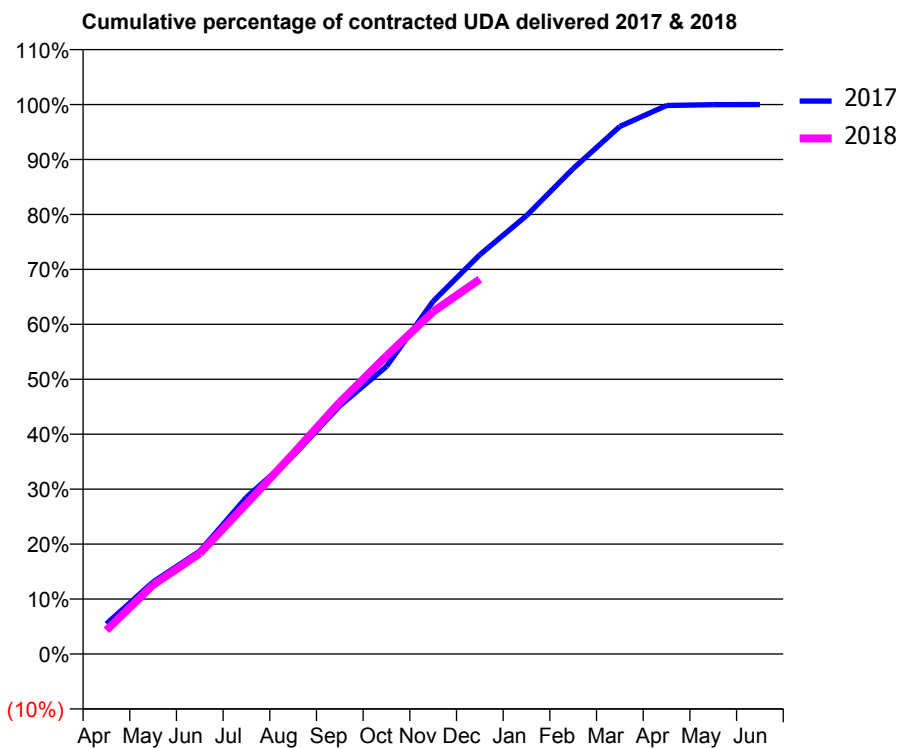
17/18 Contracted general activity (UDA)	28,655
Carry forward general activity (UDA)	0
17/18 Contracted orthodontic activity (UOA)	0
Carry forward orthodontic activity (UOA)	0
Baseline contract value	£810,060.03

### ACCESS\*

Patients seen in 24 months	Total	Change since previous quarter
Quarter ending December 2016	10,597	
Quarter ending March 2017	10,508	→
Quarter ending June 2017	10,489	→
Quarter ending September 2017	10,615	→
Quarter ending December 2017	10,505	↓
<b>Variance since December 2016</b>	<b>(0.9%)</b>	→



### ACTIVITY



Month	Adjusted Scheduled Activity (UDA)	
	2017	2018
April	1,602	1,242
May	3,816	3,606
June	5,455	5,237
July	8,305	7,833
August	10,505	10,445
September	13,151	13,132
October	15,237	15,544
November	18,694	17,851
December	21,157	19,547
January	23,225	
February	25,719	
March	27,953	
April	29,067	
May	29,105	
June	29,116	

### QUALITY

	Quantity	Base Number	Contract	AT	Region	England
% of FP17s for the same patient ID Re-attending within 3 months - Children	128	2,471	5.2%	12.1%	12.9%	12.0%
% of FP17s for the same patient ID Re-attending within 3 months - Adults	766	6,805	11.3%	17.0%	16.5%	15.9%
% of FP17s for the same patient ID Re-attending between 3 & 9 months - Children	1,137	2,471	46.0%	57.5%	59.6%	58.0%
% of FP17s for the same patient ID Re-attending between 3 & 9 months - Adults	3,074	6,805	45.2%	51.2%	52.8%	50.5%
% of FP17s for Band 1 Urgent Courses	439	8,713	5.0%	9.6%	9.1%	9.0%
% of FP17s Relating to Free Repair or Replacements	71	8,713	0.8%	1.1%	1.0%	0.8%
% of FP17s Relating to Continuations	183	8,713	2.1%	1.3%	1.2%	1.1%
% of Patients satisfied with the dentistry they have received	12	13	92.3%	92.1%	91.6%	91.5%
% of Patients satisfied with the time they had to wait for an appointment	10	13	76.9%	90.8%	88.3%	87.9%

\* This is based on patients treated on this contract for their most recent course of treatment. Figures in italics indicate the base number of FP17s or Patient Questionnaire responses are less than 100. N/A is shown where the base number of responses is less than 10 during the period. % is calculated as Quantity/Base number\*100

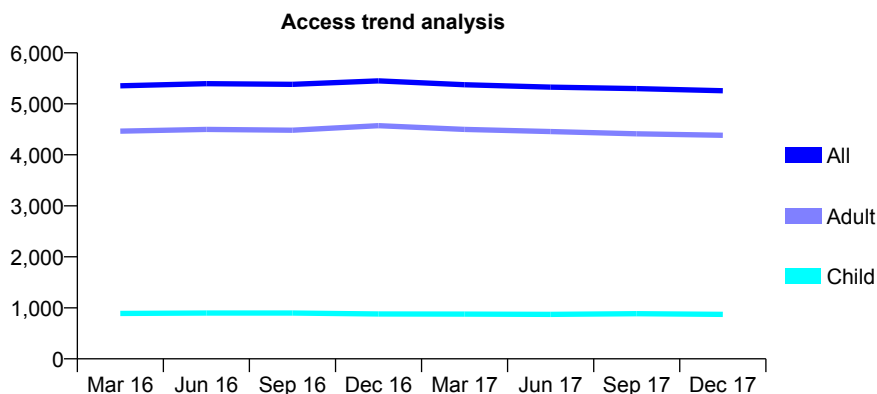
## Q44 - Vital Signs At a Glance Contract Report for 114162/0001 - December 2017

Name or company name	Bankhouse Dental Practice
Contract type name	GDS Contract
Purpose of contract	General
Contract start date	01/04/2009
Contract end date	

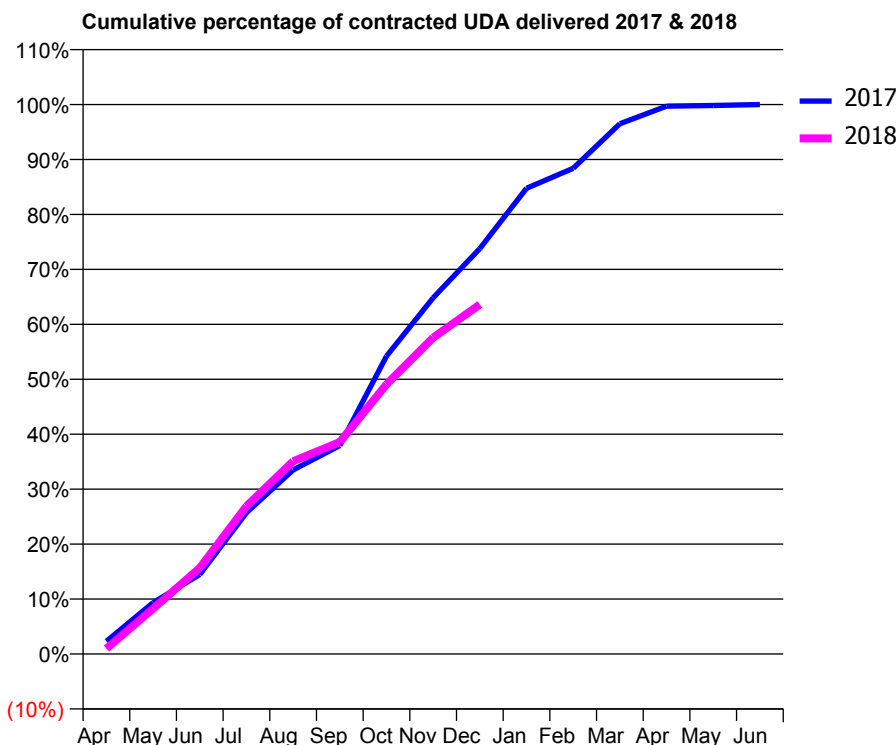
17/18 Contracted general activity (UDA)	13,669
Carry forward general activity (UDA)	0
17/18 Contracted orthodontic activity (UOA)	0
Carry forward orthodontic activity (UOA)	0
Baseline contract value	£325,140.92

### ACCESS\*

Patients seen in 24 months	Total	Change since previous quarter
Quarter ending December 2016	5,450	
Quarter ending March 2017	5,375	↓
Quarter ending June 2017	5,326	→
Quarter ending September 2017	5,298	→
Quarter ending December 2017	5,256	→
<b>Variance since December 2016</b>	<b>(3.6%)</b>	<b>↓</b>



### ACTIVITY



Month	Adjusted Scheduled Activity (UDA)	
	2017	2018
April	320	134
May	1,294	1,131
June	2,004	2,141
July	3,556	3,676
August	4,634	4,793
September	5,251	5,274
October	7,499	6,710
November	8,972	7,869
December	10,208	8,696
January	11,727	
February	12,230	
March	13,354	
April	13,797	
May	13,814	
June	13,837	

### QUALITY

	Quantity	Base Number	Contract	AT	Region	England
% of FP17s for the same patient ID Re-attending within 3 months - Children	56	821	6.8%	12.1%	12.9%	12.0%
% of FP17s for the same patient ID Re-attending within 3 months - Adults	460	3,723	12.4%	17.0%	16.5%	15.9%
% of FP17s for the same patient ID Re-attending between 3 & 9 months - Children	392	821	47.7%	57.5%	59.6%	58.0%
% of FP17s for the same patient ID Re-attending between 3 & 9 months - Adults	1,678	3,723	45.1%	51.2%	52.8%	50.5%
% of FP17s for Band 1 Urgent Courses	397	3,755	10.6%	9.6%	9.1%	9.0%
% of FP17s Relating to Free Repair or Replacements	10	3,755	0.3%	1.1%	1.0%	0.8%
% of FP17s Relating to Continuations	51	3,755	1.4%	1.3%	1.2%	1.1%
% of Patients satisfied with the dentistry they have received	19	19	100.0%	92.1%	91.6%	91.5%
% of Patients satisfied with the time they had to wait for an appointment	19	19	100.0%	90.8%	88.3%	87.9%

\* This is based on patients treated on this contract for their most recent course of treatment. Figures in italics indicate the base number of FP17s or Patient Questionnaire responses are less than 100. N/A is shown where the base number of responses is less than 10 during the period. % is calculated as Quantity/Base number\*100

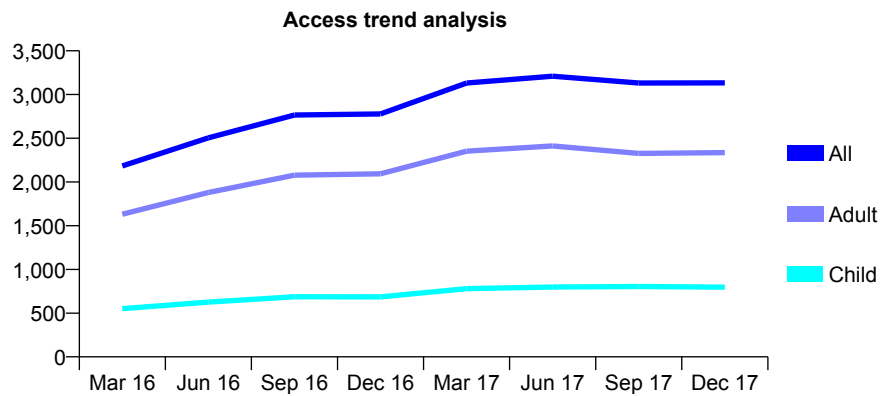
## Q44 - Vital Signs At a Glance Contract Report for 115819/0001 - December 2017

Name or company name	Cotswold Dental Practice
Contract type name	GDS Contract
Purpose of contract	General
Contract start date	01/07/2015
Contract end date	

17/18 Contracted general activity (UDA)	9,974
Carry forward general activity (UDA)	157
17/18 Contracted orthodontic activity (UOA)	0
Carry forward orthodontic activity (UOA)	0
Baseline contract value	£303,628.50

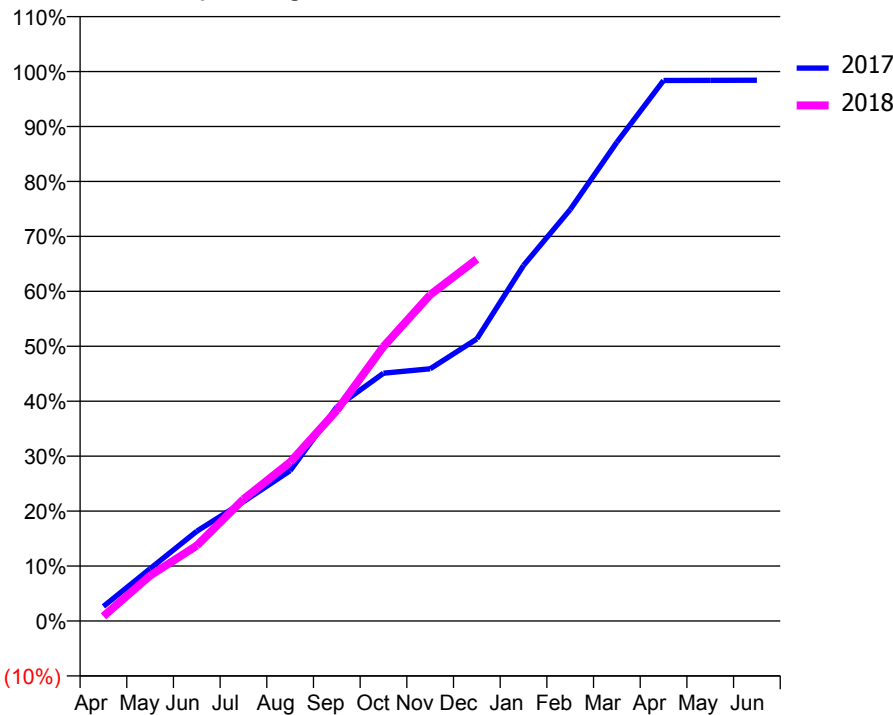
### ACCESS\*

Patients seen in 24 months	Total	Change since previous quarter
Quarter ending December 2016	2,778	
Quarter ending March 2017	3,132	↑
Quarter ending June 2017	3,210	↑
Quarter ending September 2017	3,131	↓
Quarter ending December 2017	3,133	→
<b>Variance since December 2016</b>	<b>12.8%</b>	<b>↑</b>



### ACTIVITY

Cumulative percentage of contracted UDA delivered 2017 & 2018



Month	Adjusted Scheduled Activity (UDA)	
	2017	2018
April	266	86
May	951	824
June	1,630	1,368
July	2,166	2,212
August	2,728	2,884
September	3,885	3,822
October	4,498	4,982
November	4,579	5,922
December	5,120	6,567
January	6,453	
February	7,469	
March	8,689	
April	9,811	
May	9,813	
June	9,817	

### QUALITY

	Quantity	Base Number	Contract	AT	Region	England
% of FP17s for the same patient ID Re-attending within 3 months - Children	106	852	12.4%	12.1%	12.9%	12.0%
% of FP17s for the same patient ID Re-attending within 3 months - Adults	546	2,325	23.5%	17.0%	16.5%	15.9%
% of FP17s for the same patient ID Re-attending between 3 & 9 months - Children	381	852	44.7%	57.5%	59.6%	58.0%
% of FP17s for the same patient ID Re-attending between 3 & 9 months - Adults	822	2,325	35.4%	51.2%	52.8%	50.5%
% of FP17s for Band 1 Urgent Courses	378	2,727	13.9%	9.6%	9.1%	9.0%
% of FP17s Relating to Free Repair or Replacements	49	2,727	1.8%	1.1%	1.0%	0.8%
% of FP17s Relating to Continuations	101	2,727	3.7%	1.3%	1.2%	1.1%
% of Patients satisfied with the dentistry they have received	4	5	N/A	92.1%	91.6%	91.5%
% of Patients satisfied with the time they had to wait for an appointment	4	5	N/A	90.8%	88.3%	87.9%

\* This is based on patients treated on this contract for their most recent course of treatment. Figures in italics indicate the base number of FP17s or Patient Questionnaire responses are less than 100. N/A is shown where the base number of responses is less than 10 during the period. % is calculated as Quantity/Base number\*100

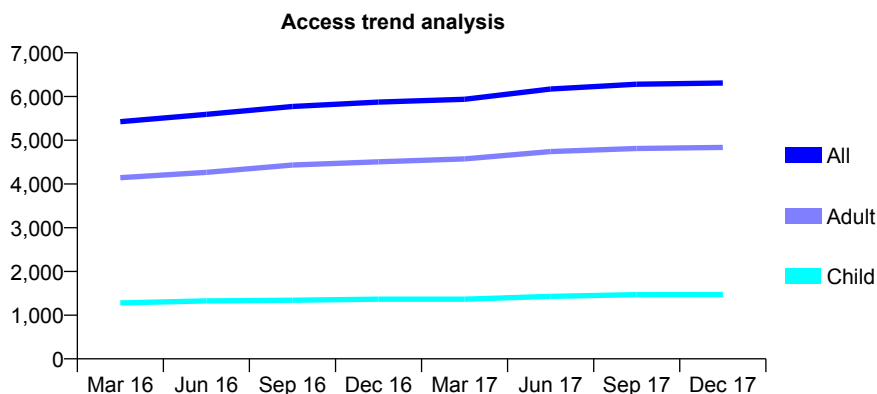
## Q44 - Vital Signs At a Glance Contract Report for 116203/0001 - December 2017

Name or company name	Paddock Dental Practice
Contract type name	GDS Contract
Purpose of contract	General
Contract start date	01/04/2014
Contract end date	

17/18 Contracted general activity (UDA)	16,250
Carry forward general activity (UDA)	0
17/18 Contracted orthodontic activity (UOA)	0
Carry forward orthodontic activity (UOA)	0
Baseline contract value	£423,352.95

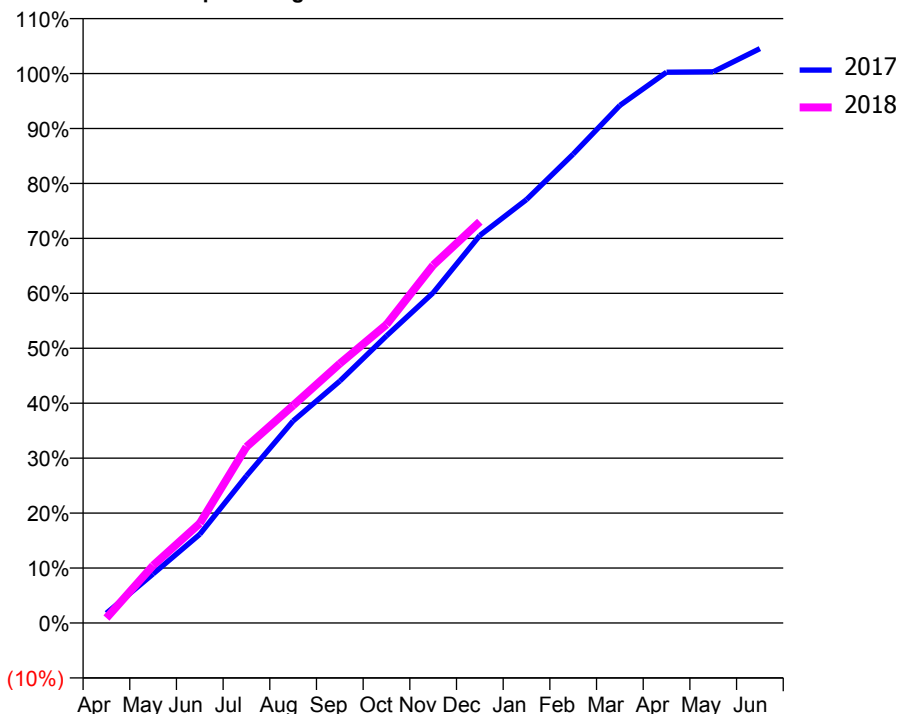
### ACCESS\*

Patients seen in 24 months	Total	Change since previous quarter
Quarter ending December 2016	5,872	
Quarter ending March 2017	5,938	→
Quarter ending June 2017	6,172	↑
Quarter ending September 2017	6,281	→
Quarter ending December 2017	6,308	→
<b>Variance since December 2016</b>	<b>7.4%</b>	<b>↑</b>



### ACTIVITY

Cumulative percentage of contracted UDA delivered 2017 & 2018



Month	Adjusted Scheduled Activity (UDA)	
	2017	2018
April	289	149
May	1,454	1,702
June	2,623	2,946
July	4,350	5,210
August	5,975	6,435
September	7,154	7,673
October	8,491	8,829
November	9,766	10,581
December	11,462	11,866
January	12,523	
February	13,867	
March	15,305	
April	16,287	
May	16,302	
June	16,985	

### QUALITY

	Quantity	Base Number	Contract	AT	Region	England
% of FP17s for the same patient ID Re-attending within 3 months - Children	139	1,928	7.2%	12.1%	12.9%	12.0%
% of FP17s for the same patient ID Re-attending within 3 months - Adults	769	5,516	13.9%	17.0%	16.5%	15.9%
% of FP17s for the same patient ID Re-attending between 3 & 9 months - Children	1,211	1,928	62.8%	57.5%	59.6%	58.0%
% of FP17s for the same patient ID Re-attending between 3 & 9 months - Adults	2,806	5,516	50.9%	51.2%	52.8%	50.5%
% of FP17s for Band 1 Urgent Courses	977	6,672	14.6%	9.6%	9.1%	9.0%
% of FP17s Relating to Free Repair or Replacements	73	6,672	1.1%	1.1%	1.0%	0.8%
% of FP17s Relating to Continuations	68	6,672	1.0%	1.3%	1.2%	1.1%
% of Patients satisfied with the dentistry they have received	6	6	N/A	92.1%	91.6%	91.5%
% of Patients satisfied with the time they had to wait for an appointment	6	6	N/A	90.8%	88.3%	87.9%

\* This is based on patients treated on this contract for their most recent course of treatment. Figures in italics indicate the base number of FP17s or Patient Questionnaire responses are less than 100. N/A is shown where the base number of responses is less than 10 during the period. % is calculated as Quantity/Base number\*100

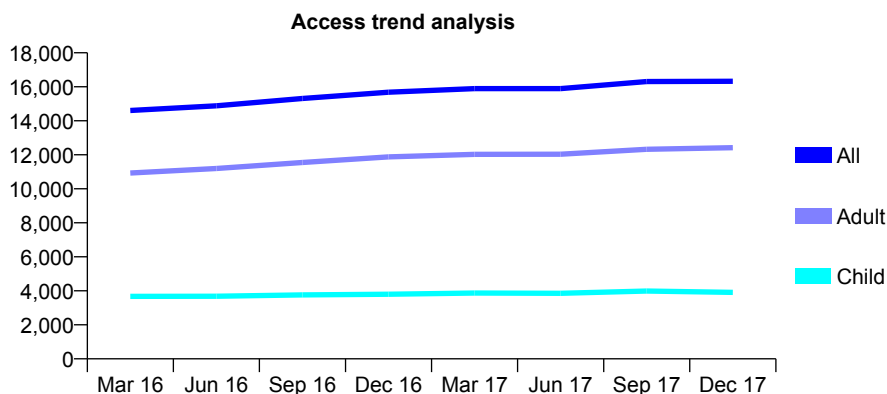
## Q44 - Vital Signs At a Glance Contract Report for 116777/0001 - December 2017

Name or company name	Alchemy Dental Practice
Contract type name	GDS Contract
Purpose of contract	General
Contract start date	01/07/2008
Contract end date	

17/18 Contracted general activity (UDA)	36,546
Carry forward general activity (UDA)	0
17/18 Contracted orthodontic activity (UOA)	0
Carry forward orthodontic activity (UOA)	0
Baseline contract value	£981,586.24

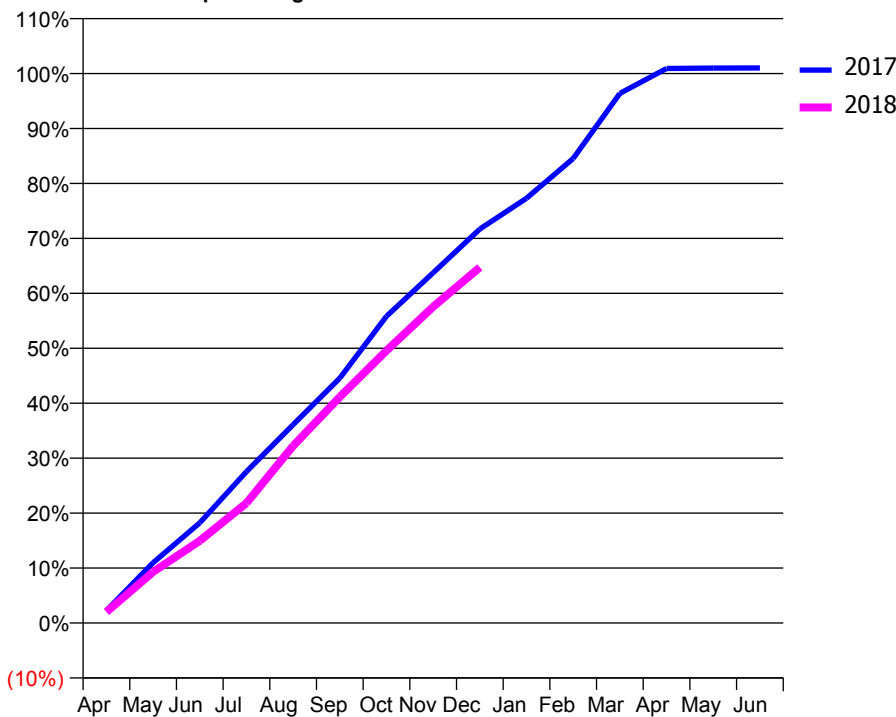
### ACCESS\*

Patients seen in 24 months	Total	Change since previous quarter
Quarter ending December 2016	15,681	
Quarter ending March 2017	15,893	→
Quarter ending June 2017	15,895	→
Quarter ending September 2017	16,311	↑
Quarter ending December 2017	16,329	→
<b>Variance since December 2016</b>	<b>4.1%</b>	<b>↑</b>



### ACTIVITY

Cumulative percentage of contracted UDA delivered 2017 & 2018



Month	Adjusted Scheduled Activity (UDA)	
	2017	2018
April	832	732
May	4,013	3,402
June	6,669	5,465
July	10,074	7,982
August	13,193	11,785
September	16,290	15,035
October	20,404	18,114
November	23,295	21,028
December	26,206	23,653
January	28,253	
February	30,895	
March	35,226	
April	36,881	
May	36,905	
June	36,911	

### QUALITY

	Quantity	Base Number	Contract	AT	Region	England
% of FP17s for the same patient ID Re-attending within 3 months - Children	257	3,377	7.6%	12.1%	12.9%	12.0%
% of FP17s for the same patient ID Re-attending within 3 months - Adults	1,433	9,912	14.5%	17.0%	16.5%	15.9%
% of FP17s for the same patient ID Re-attending between 3 & 9 months - Children	1,573	3,377	46.6%	57.5%	59.6%	58.0%
% of FP17s for the same patient ID Re-attending between 3 & 9 months - Adults	3,965	9,912	40.0%	51.2%	52.8%	50.5%
% of FP17s for Band 1 Urgent Courses	1,642	11,170	14.7%	9.6%	9.1%	9.0%
% of FP17s Relating to Free Repair or Replacements	45	11,170	0.4%	1.1%	1.0%	0.8%
% of FP17s Relating to Continuations	95	11,170	0.9%	1.3%	1.2%	1.1%
% of Patients satisfied with the dentistry they have received	47	50	94.0%	92.1%	91.6%	91.5%
% of Patients satisfied with the time they had to wait for an appointment	47	50	94.0%	90.8%	88.3%	87.9%

\* This is based on patients treated on this contract for their most recent course of treatment. Figures in italics indicate the base number of FP17s or Patient Questionnaire responses are less than 100. N/A is shown where the base number of responses is less than 10 during the period. % is calculated as Quantity/Base number\*100

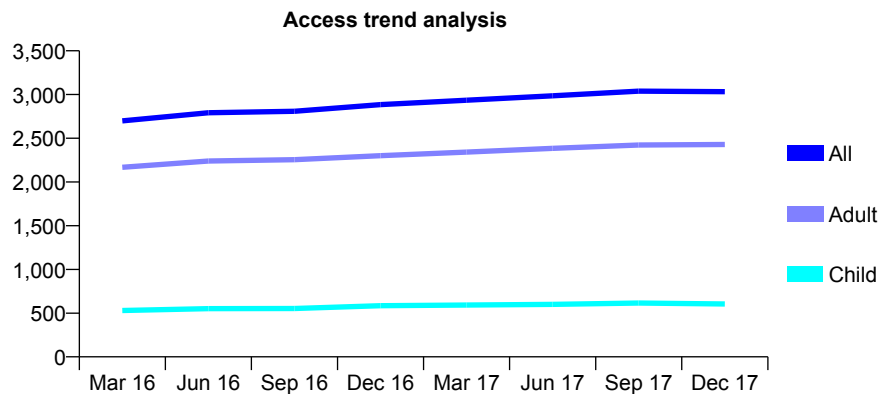
## Q44 - Vital Signs At a Glance Contract Report for 120650/0001 - December 2017

Name or company name	Silk Dental Care Ltd
Contract type name	GDS Contract
Purpose of contract	General
Contract start date	01/04/2011
Contract end date	

17/18 Contracted general activity (UDA)	10,173
Carry forward general activity (UDA)	0
17/18 Contracted orthodontic activity (UOA)	0
Carry forward orthodontic activity (UOA)	0
Baseline contract value	£215,993.44

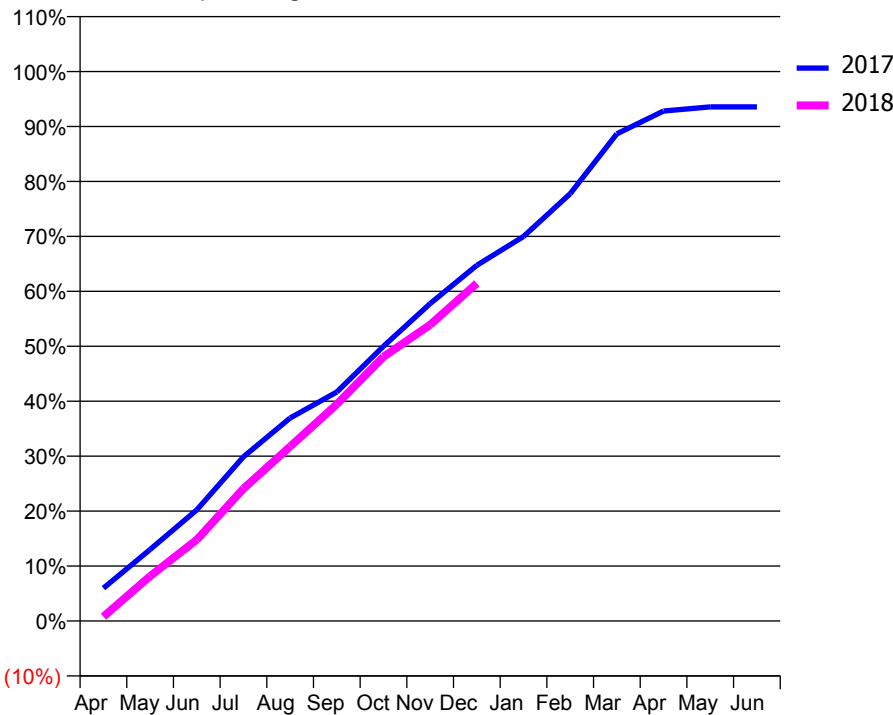
### ACCESS\*

Patients seen in 24 months	Total	Change since previous quarter
Quarter ending December 2016	2,885	
Quarter ending March 2017	2,935	→
Quarter ending June 2017	2,985	→
Quarter ending September 2017	3,039	→
Quarter ending December 2017	3,033	→
<b>Variance since December 2016</b>	<b>5.1%</b>	<b>↑</b>



### ACTIVITY

Cumulative percentage of contracted UDA delivered 2017 & 2018



Month	Adjusted Scheduled Activity (UDA)	
	2017	2018
April	607	80
May	1,325	831
June	2,057	1,506
July	3,040	2,451
August	3,759	3,230
September	4,239	4,012
October	5,087	4,891
November	5,876	5,484
December	6,585	6,251
January	7,120	
February	7,911	
March	9,019	
April	9,442	
May	9,518	
June	9,519	

### QUALITY

	Quantity	Base Number	Contract	AT	Region	England
% of FP17s for the same patient ID Re-attending within 3 months - Children	35	652	5.4%	12.1%	12.9%	12.0%
% of FP17s for the same patient ID Re-attending within 3 months - Adults	254	2,262	11.2%	17.0%	16.5%	15.9%
% of FP17s for the same patient ID Re-attending between 3 & 9 months - Children	414	652	63.5%	57.5%	59.6%	58.0%
% of FP17s for the same patient ID Re-attending between 3 & 9 months - Adults	1,011	2,262	44.7%	51.2%	52.8%	50.5%
% of FP17s for Band 1 Urgent Courses	135	2,725	5.0%	9.6%	9.1%	9.0%
% of FP17s Relating to Free Repair or Replacements	17	2,725	0.6%	1.1%	1.0%	0.8%
% of FP17s Relating to Continuations	29	2,725	1.1%	1.3%	1.2%	1.1%
% of Patients satisfied with the dentistry they have received	8	13	61.5%	92.1%	91.6%	91.5%
% of Patients satisfied with the time they had to wait for an appointment	10	13	76.9%	90.8%	88.3%	87.9%

\* This is based on patients treated on this contract for their most recent course of treatment. Figures in italics indicate the base number of FP17s or Patient Questionnaire responses are less than 100. N/A is shown where the base number of responses is less than 10 during the period. % is calculated as Quantity/Base number\*100

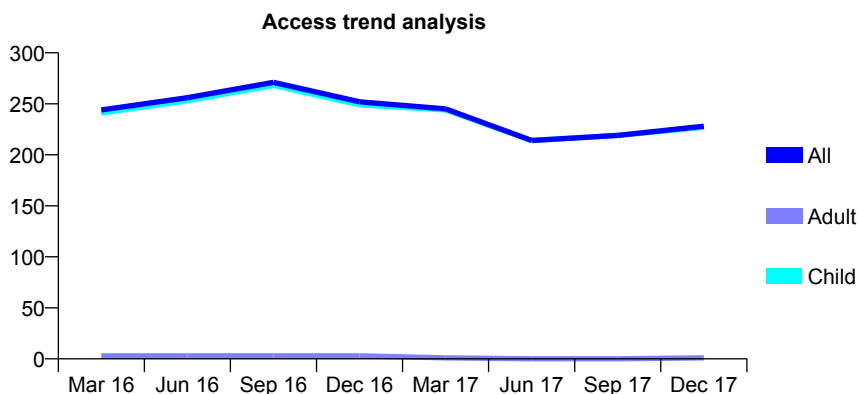
## Q44 - Vital Signs At a Glance Contract Report for 127213/0001 - December 2017

Name or company name	Wirral Community NHS Trust
Contract type name	PDS Contract
Purpose of contract	General
Contract start date	01/04/2015
Contract end date	31/03/2018

17/18 Contracted general activity (UDA)	4,000
Carry forward general activity (UDA)	0
17/18 Contracted orthodontic activity (UOA)	0
Carry forward orthodontic activity (UOA)	0
Baseline contract value	£801,963.01

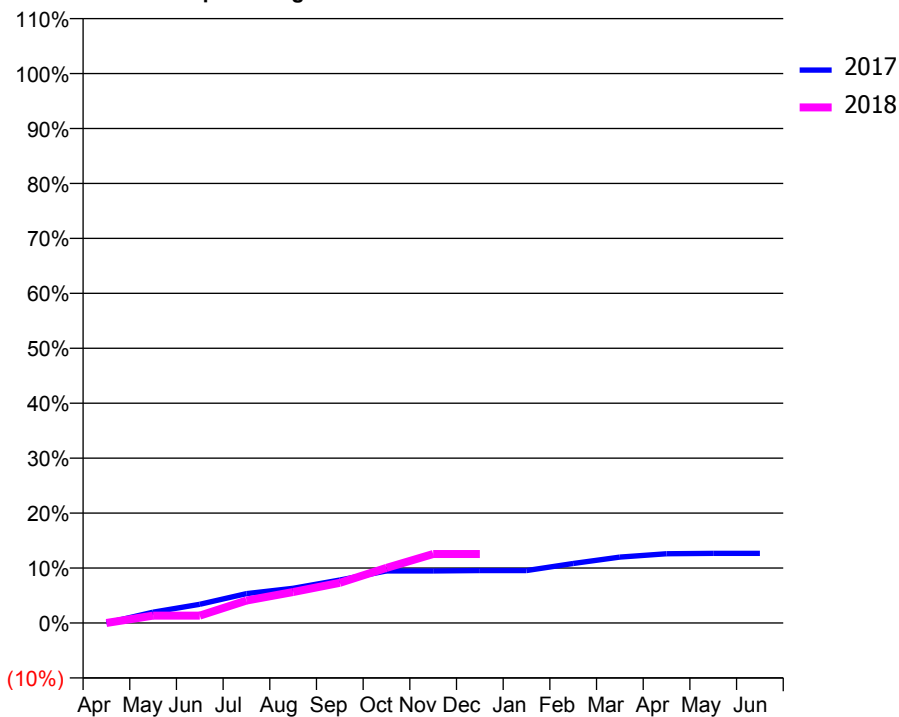
### ACCESS\*

Patients seen in 24 months	Total	Change since previous quarter
Quarter ending December 2016	252	
Quarter ending March 2017	245	↓
Quarter ending June 2017	214	↓
Quarter ending September 2017	219	↑
Quarter ending December 2017	228	↑
<b>Variance since December 2016</b>	<b>(9.5%)</b>	<b>↓</b>



### ACTIVITY

Cumulative percentage of contracted UDA delivered 2017 & 2018



Month	Adjusted Scheduled Activity (UDA)	
	2017	2018
April	0	0
May	79	54
June	136	54
July	214	164
August	253	226
September	313	293
October	379	401
November	379	502
December	382	502
January	382	
February	433	
March	480	
April	504	
May	507	
June	507	

### QUALITY

	Quantity	Base Number	Contract	AT	Region	England
% of FP17s for the same patient ID Re-attending within 3 months - Children	2	191	1.0%	12.1%	12.9%	12.0%
% of FP17s for the same patient ID Re-attending within 3 months - Adults	0	1	0.0%	17.0%	16.5%	15.9%
% of FP17s for the same patient ID Re-attending between 3 & 9 months - Children	1	191	0.5%	57.5%	59.6%	58.0%
% of FP17s for the same patient ID Re-attending between 3 & 9 months - Adults	0	1	0.0%	51.2%	52.8%	50.5%
% of FP17s for Band 1 Urgent Courses	0	182	0.0%	9.6%	9.1%	9.0%
% of FP17s Relating to Free Repair or Replacements	0	182	0.0%	1.1%	1.0%	0.8%
% of FP17s Relating to Continuations	0	182	0.0%	1.3%	1.2%	1.1%
% of Patients satisfied with the dentistry they have received	0	0	N/A	92.1%	91.6%	91.5%
% of Patients satisfied with the time they had to wait for an appointment	0	0	N/A	90.8%	88.3%	87.9%

\* This is based on patients treated on this contract for their most recent course of treatment. Figures in italics indicate the base number of FP17s or Patient Questionnaire responses are less than 100. N/A is shown where the base number of responses is less than 10 during the period. % is calculated as Quantity/Base number\*100



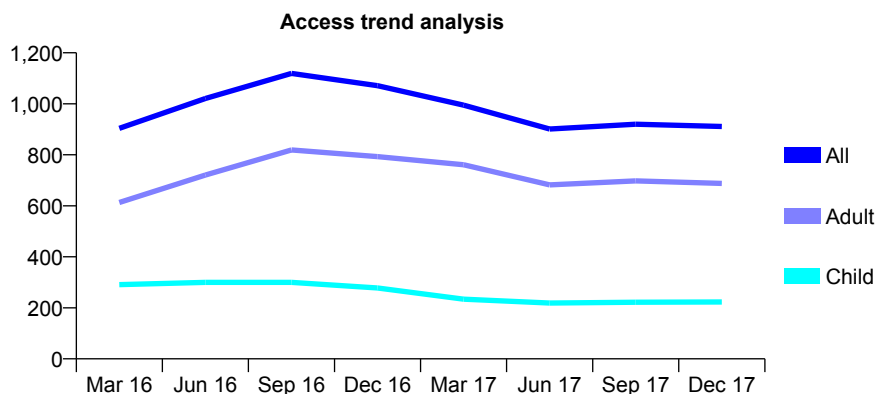
## Q44 - Vital Signs At a Glance Contract Report for 127213/0007 - December 2017

Name or company name	Wirral Community NHS Trust
Contract type name	PDS Contract
Purpose of contract	General
Contract start date	01/04/2015
Contract end date	31/03/2018

17/18 Contracted general activity (UDA)	6,500
Carry forward general activity (UDA)	0
17/18 Contracted orthodontic activity (UOA)	0
Carry forward orthodontic activity (UOA)	0
Baseline contract value	£1,318,416.31

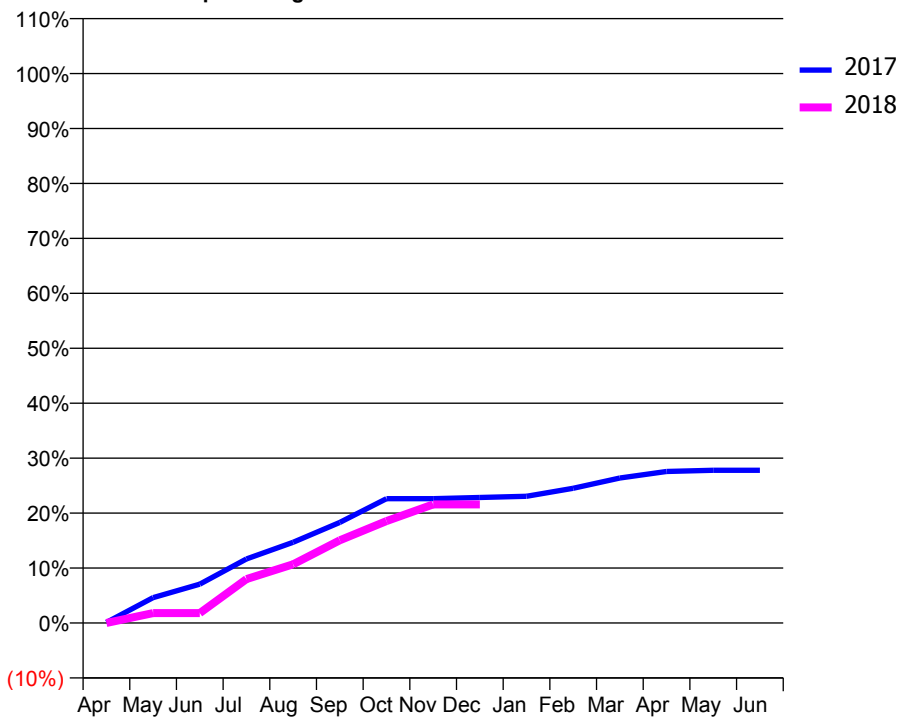
### ACCESS\*

Patients seen in 24 months	Total	Change since previous quarter
Quarter ending December 2016	1,071	
Quarter ending March 2017	995	↓
Quarter ending June 2017	901	↓
Quarter ending September 2017	920	↑
Quarter ending December 2017	911	→
<b>Variance since December 2016</b>	<b>(14.9%)</b>	<b>↓</b>



### ACTIVITY

Cumulative percentage of contracted UDA delivered 2017 & 2018



Month	Adjusted Scheduled Activity (UDA)	
	2017	2018
April	7	0
May	300	118
June	459	118
July	758	520
August	956	694
September	1,190	978
October	1,471	1,206
November	1,471	1,404
December	1,485	1,404
January	1,500	
February	1,594	
March	1,716	
April	1,792	
May	1,806	
June	1,806	

### QUALITY

	Quantity	Base Number	Contract	AT	Region	England
% of FP17s for the same patient ID Re-attending within 3 months - Children	9	232	3.9%	12.1%	12.9%	12.0%
% of FP17s for the same patient ID Re-attending within 3 months - Adults	31	449	6.9%	17.0%	16.5%	15.9%
% of FP17s for the same patient ID Re-attending between 3 & 9 months - Children	30	232	12.9%	57.5%	59.6%	58.0%
% of FP17s for the same patient ID Re-attending between 3 & 9 months - Adults	89	449	19.8%	51.2%	52.8%	50.5%
% of FP17s for Band 1 Urgent Courses	55	623	8.8%	9.6%	9.1%	9.0%
% of FP17s Relating to Free Repair or Replacements	0	623	0.0%	1.1%	1.0%	0.8%
% of FP17s Relating to Continuations	1	623	0.2%	1.3%	1.2%	1.1%
% of Patients satisfied with the dentistry they have received	0	0	N/A	92.1%	91.6%	91.5%
% of Patients satisfied with the time they had to wait for an appointment	0	0	N/A	90.8%	88.3%	87.9%

\* This is based on patients treated on this contract for their most recent course of treatment. Figures in italics indicate the base number of FP17s or Patient Questionnaire responses are less than 100. N/A is shown where the base number of responses is less than 10 during the period. % is calculated as Quantity/Base number\*100

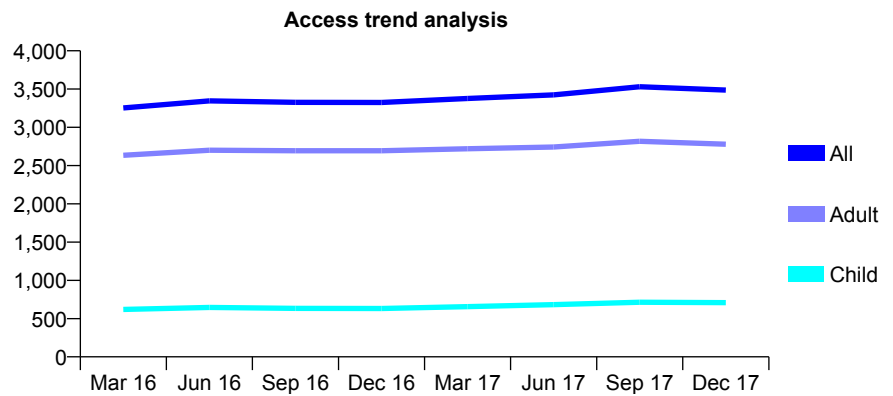
## Q44 - Vital Signs At a Glance Contract Report for 128104/0001 - December 2017

Name or company name	FELDENT LIMITED
Contract type name	GDS Contract
Purpose of contract	General
Contract start date	01/10/2011
Contract end date	

17/18 Contracted general activity (UDA)	11,129
Carry forward general activity (UDA)	158
17/18 Contracted orthodontic activity (UOA)	0
Carry forward orthodontic activity (UOA)	0
Baseline contract value	£270,136.25

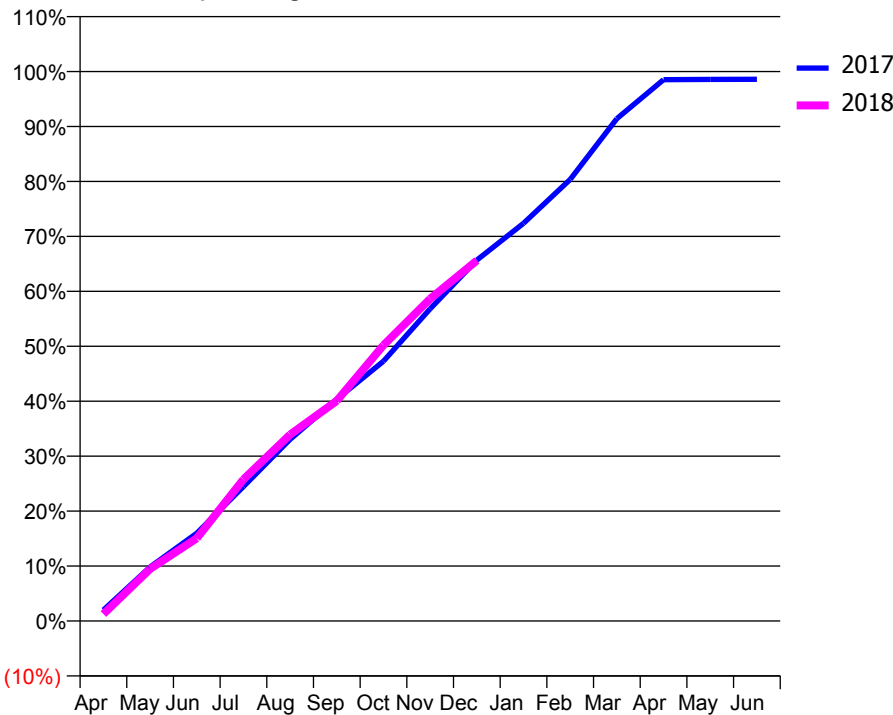
### ACCESS\*

Patients seen in 24 months	Total	Change since previous quarter
Quarter ending December 2016	3,325	
Quarter ending March 2017	3,377	→
Quarter ending June 2017	3,424	→
Quarter ending September 2017	3,530	↑
Quarter ending December 2017	3,487	↓
<b>Variance since December 2016</b>	<b>4.9%</b>	<b>↑</b>



### ACTIVITY

Cumulative percentage of contracted UDA delivered 2017 & 2018



Month	Adjusted Scheduled Activity (UDA)	
	2017	2018
April	224	141
May	1,096	1,053
June	1,779	1,675
July	2,724	2,869
August	3,680	3,776
September	4,491	4,461
October	5,261	5,587
November	6,323	6,527
December	7,310	7,302
January	8,055	
February	8,943	
March	10,175	
April	10,964	
May	10,968	
June	10,971	

### QUALITY

	Quantity	Base Number	Contract	AT	Region	England
% of FP17s for the same patient ID Re-attending within 3 months - Children	51	740	6.9%	12.1%	12.9%	12.0%
% of FP17s for the same patient ID Re-attending within 3 months - Adults	573	3,166	18.1%	17.0%	16.5%	15.9%
% of FP17s for the same patient ID Re-attending between 3 & 9 months - Children	437	740	59.1%	57.5%	59.6%	58.0%
% of FP17s for the same patient ID Re-attending between 3 & 9 months - Adults	1,848	3,166	58.4%	51.2%	52.8%	50.5%
% of FP17s for Band 1 Urgent Courses	267	3,093	8.6%	9.6%	9.1%	9.0%
% of FP17s Relating to Free Repair or Replacements	16	3,093	0.5%	1.1%	1.0%	0.8%
% of FP17s Relating to Continuations	70	3,093	2.3%	1.3%	1.2%	1.1%
% of Patients satisfied with the dentistry they have received	5	8	N/A	92.1%	91.6%	91.5%
% of Patients satisfied with the time they had to wait for an appointment	7	8	N/A	90.8%	88.3%	87.9%

\* This is based on patients treated on this contract for their most recent course of treatment. Figures in italics indicate the base number of FP17s or Patient Questionnaire responses are less than 100. N/A is shown where the base number of responses is less than 10 during the period. % is calculated as Quantity/Base number\*100

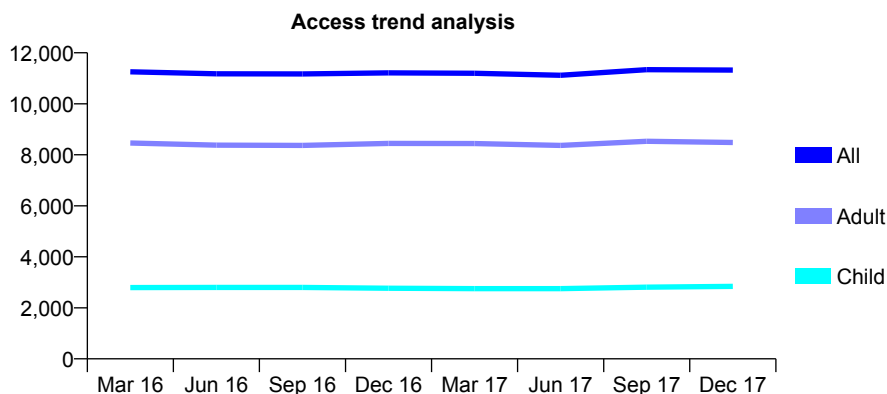
## Q44 - Vital Signs At a Glance Contract Report for 133930/0001 - December 2017

Name or company name	Gidman & Waywell
Contract type name	GDS Contract
Purpose of contract	General
Contract start date	01/04/2009
Contract end date	

17/18 Contracted general activity (UDA)	34,947
Carry forward general activity (UDA)	0
17/18 Contracted orthodontic activity (UOA)	0
Carry forward orthodontic activity (UOA)	0
Baseline contract value	£1,024,773.57

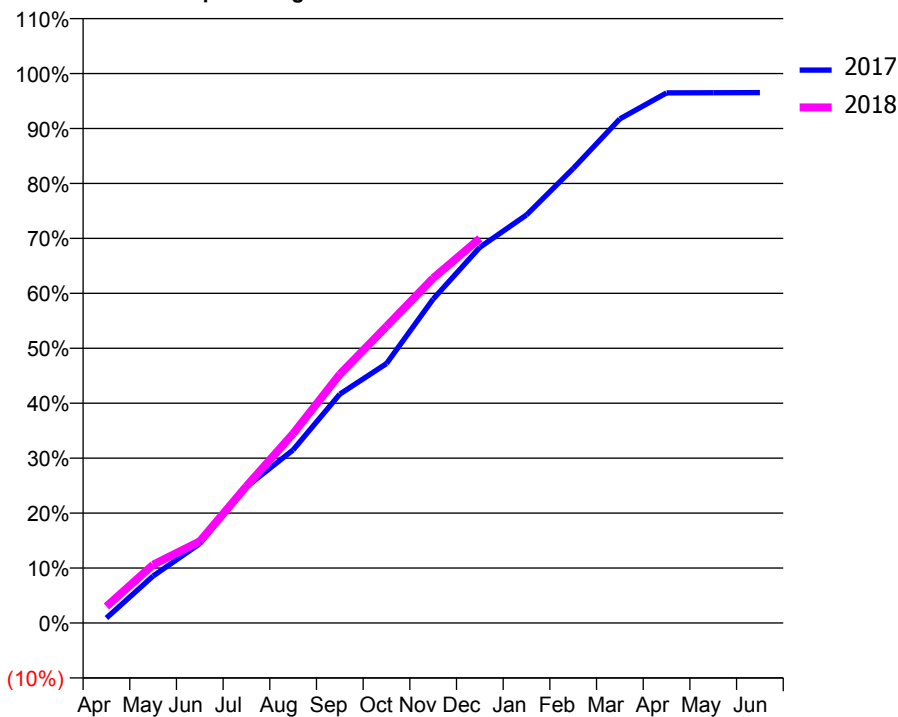
### ACCESS\*

Patients seen in 24 months	Total	Change since previous quarter
Quarter ending December 2016	11,215	
Quarter ending March 2017	11,196	→
Quarter ending June 2017	11,118	→
Quarter ending September 2017	11,339	→
Quarter ending December 2017	11,323	→
<b>Variance since December 2016</b>	<b>1.0%</b>	<b>→</b>



### ACTIVITY

Cumulative percentage of contracted UDA delivered 2017 & 2018



Month	Adjusted Scheduled Activity (UDA)	
	2017	2018
April	318	1,059
May	2,987	3,707
June	5,054	5,194
July	8,665	8,704
August	11,016	12,047
September	14,556	15,824
October	16,498	18,865
November	20,606	21,932
December	23,892	24,459
January	25,953	
February	28,904	
March	32,058	
April	33,713	
May	33,725	
June	33,728	

### QUALITY

	Quantity	Base Number	Contract	AT	Region	England
% of FP17s for the same patient ID Re-attending within 3 months - Children	422	3,071	13.7%	12.1%	12.9%	12.0%
% of FP17s for the same patient ID Re-attending within 3 months - Adults	1,989	8,579	23.2%	17.0%	16.5%	15.9%
% of FP17s for the same patient ID Re-attending between 3 & 9 months - Children	1,363	3,071	44.4%	57.5%	59.6%	58.0%
% of FP17s for the same patient ID Re-attending between 3 & 9 months - Adults	3,514	8,579	41.0%	51.2%	52.8%	50.5%
% of FP17s for Band 1 Urgent Courses	1,633	10,943	14.9%	9.6%	9.1%	9.0%
% of FP17s Relating to Free Repair or Replacements	145	10,943	1.3%	1.1%	1.0%	0.8%
% of FP17s Relating to Continuations	290	10,943	2.7%	1.3%	1.2%	1.1%
% of Patients satisfied with the dentistry they have received	5	7	N/A	92.1%	91.6%	91.5%
% of Patients satisfied with the time they had to wait for an appointment	7	7	N/A	90.8%	88.3%	87.9%

\* This is based on patients treated on this contract for their most recent course of treatment. Figures in italics indicate the base number of FP17s or Patient Questionnaire responses are less than 100. N/A is shown where the base number of responses is less than 10 during the period. % is calculated as Quantity/Base number\*100

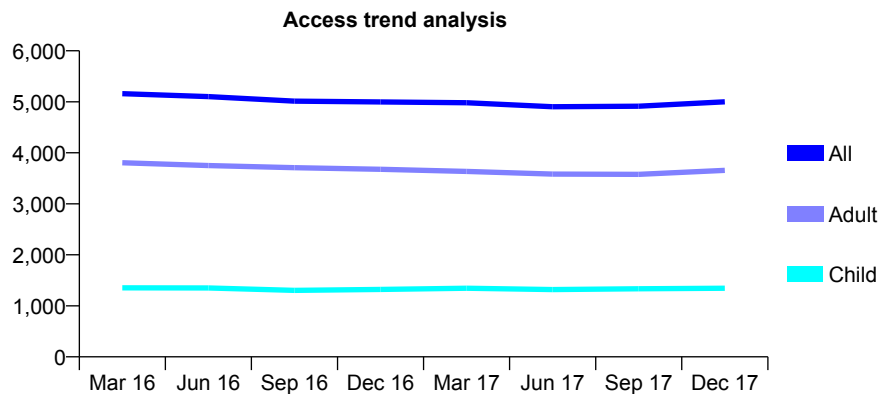
## Q44 - Vital Signs At a Glance Contract Report for 134848/0001 - December 2017

Name or company name	Balls Road Dental Practice
Contract type name	GDS Contract
Purpose of contract	General
Contract start date	01/04/2006
Contract end date	

17/18 Contracted general activity (UDA)	14,640
Carry forward general activity (UDA)	222
17/18 Contracted orthodontic activity (UOA)	0
Carry forward orthodontic activity (UOA)	0
Baseline contract value	£427,699.50

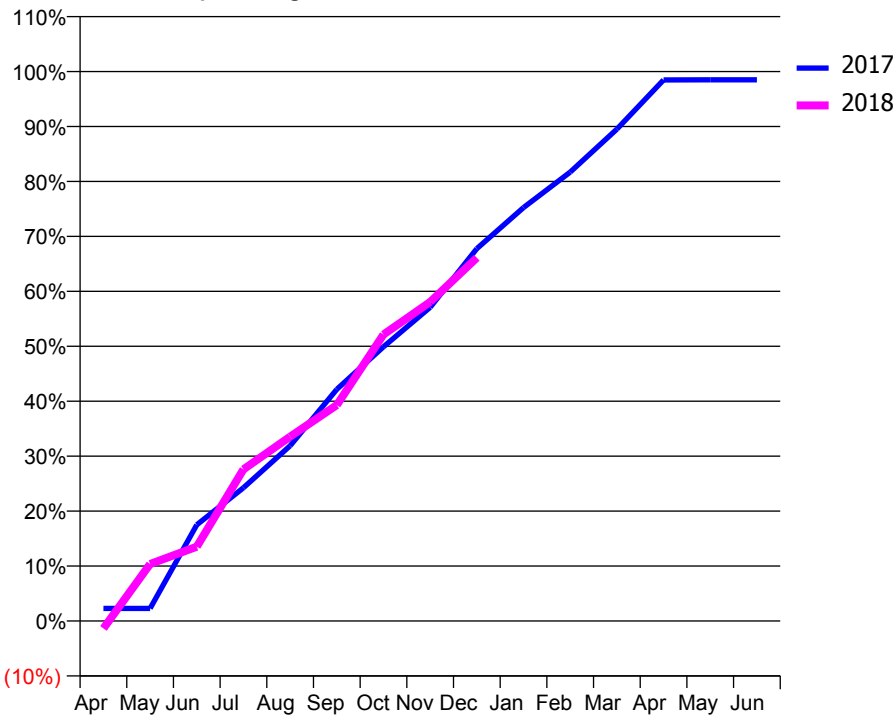
### ACCESS\*

Patients seen in 24 months	Total	Change since previous quarter
Quarter ending December 2016	4,998	
Quarter ending March 2017	4,981	→
Quarter ending June 2017	4,904	↓
Quarter ending September 2017	4,914	→
Quarter ending December 2017	5,000	→
<b>Variance since December 2016</b>	<b>0.0%</b>	<b>→</b>



### ACTIVITY

Cumulative percentage of contracted UDA delivered 2017 & 2018



Month	Adjusted Scheduled Activity (UDA)	
	2017	2018
April	335	-200
May	335	1,517
June	2,562	1,982
July	3,549	4,040
August	4,669	4,913
September	6,173	5,754
October	7,305	7,634
November	8,357	8,501
December	9,920	9,680
January	11,014	
February	11,960	
March	13,103	
April	14,414	
May	14,418	
June	14,418	

### QUALITY

	Quantity	Base Number	Contract	AT	Region	England
% of FP17s for the same patient ID Re-attending within 3 months - Children	162	1,798	9.0%	12.1%	12.9%	12.0%
% of FP17s for the same patient ID Re-attending within 3 months - Adults	622	4,233	14.7%	17.0%	16.5%	15.9%
% of FP17s for the same patient ID Re-attending between 3 & 9 months - Children	1,131	1,798	62.9%	57.5%	59.6%	58.0%
% of FP17s for the same patient ID Re-attending between 3 & 9 months - Adults	2,520	4,233	59.5%	51.2%	52.8%	50.5%
% of FP17s for Band 1 Urgent Courses	387	4,977	7.8%	9.6%	9.1%	9.0%
% of FP17s Relating to Free Repair or Replacements	14	4,977	0.3%	1.1%	1.0%	0.8%
% of FP17s Relating to Continuations	48	4,977	1.0%	1.3%	1.2%	1.1%
% of Patients satisfied with the dentistry they have received	6	6	N/A	92.1%	91.6%	91.5%
% of Patients satisfied with the time they had to wait for an appointment	5	6	N/A	90.8%	88.3%	87.9%

\* This is based on patients treated on this contract for their most recent course of treatment. Figures in italics indicate the base number of FP17s or Patient Questionnaire responses are less than 100. N/A is shown where the base number of responses is less than 10 during the period. % is calculated as Quantity/Base number\*100

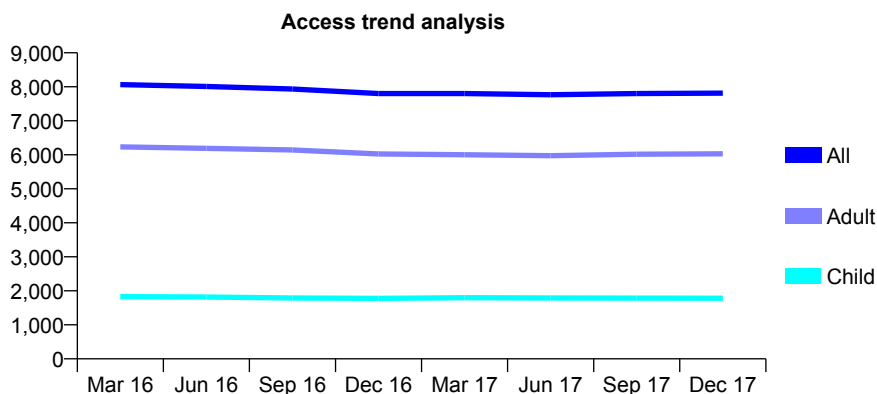
## Q44 - Vital Signs At a Glance Contract Report for 135550/0001 - December 2017

Name or company name	Upton Dental Practice Limited
Contract type name	GDS Contract
Purpose of contract	General
Contract start date	01/04/2011
Contract end date	

17/18 Contracted general activity (UDA)	23,980
Carry forward general activity (UDA)	0
17/18 Contracted orthodontic activity (UOA)	0
Carry forward orthodontic activity (UOA)	0
Baseline contract value	£699,853.67

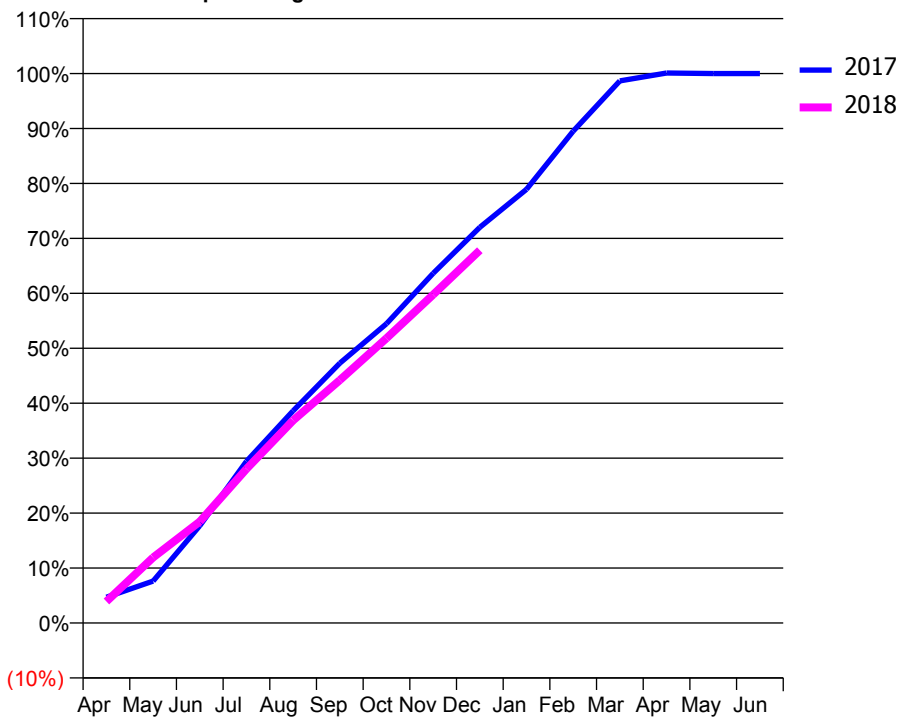
### ACCESS\*

Patients seen in 24 months	Total	Change since previous quarter
Quarter ending December 2016	7,803	
Quarter ending March 2017	7,802	→
Quarter ending June 2017	7,765	→
Quarter ending September 2017	7,803	→
Quarter ending December 2017	7,812	→
<b>Variance since December 2016</b>	<b>0.1%</b>	<b>→</b>



### ACTIVITY

Cumulative percentage of contracted UDA delivered 2017 & 2018



### QUALITY

	Quantity	Base Number	Contract	AT	Region	England
% of FP17s for the same patient ID Re-attending within 3 months - Children	124	1,485	8.4%	12.1%	12.9%	12.0%
% of FP17s for the same patient ID Re-attending within 3 months - Adults	989	5,773	17.1%	17.0%	16.5%	15.9%
% of FP17s for the same patient ID Re-attending between 3 & 9 months - Children	625	1,485	42.1%	57.5%	59.6%	58.0%
% of FP17s for the same patient ID Re-attending between 3 & 9 months - Adults	2,659	5,773	46.1%	51.2%	52.8%	50.5%
% of FP17s for Band 1 Urgent Courses	751	7,112	10.6%	9.6%	9.1%	9.0%
% of FP17s Relating to Free Repair or Replacements	105	7,112	1.5%	1.1%	1.0%	0.8%
% of FP17s Relating to Continuations	111	7,112	1.6%	1.3%	1.2%	1.1%
% of Patients satisfied with the dentistry they have received	13	16	81.3%	92.1%	91.6%	91.5%
% of Patients satisfied with the time they had to wait for an appointment	14	16	87.5%	90.8%	88.3%	87.9%

\* This is based on patients treated on this contract for their most recent course of treatment. Figures in italics indicate the base number of FP17s or Patient Questionnaire responses are less than 100. N/A is shown where the base number of responses is less than 10 during the period. % is calculated as Quantity/Base number\*100

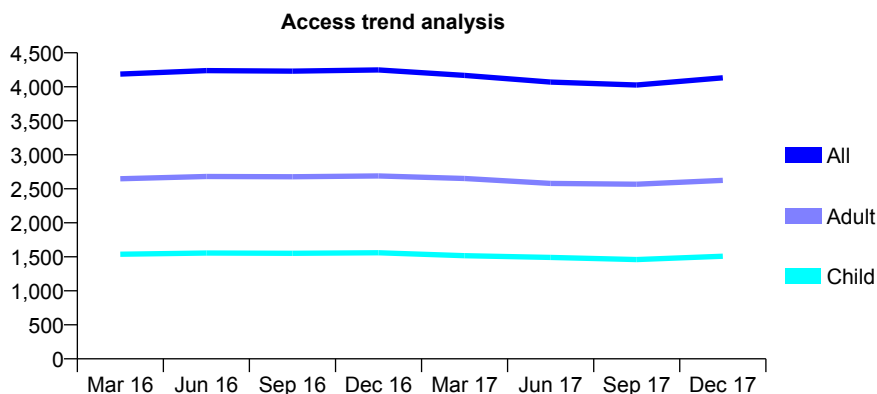
## Q44 - Vital Signs At a Glance Contract Report for 136646/0001 - December 2017

Name or company name	Victoria Street Dental Practice Ltd
Contract type name	GDS Contract
Purpose of contract	General
Contract start date	01/05/2011
Contract end date	

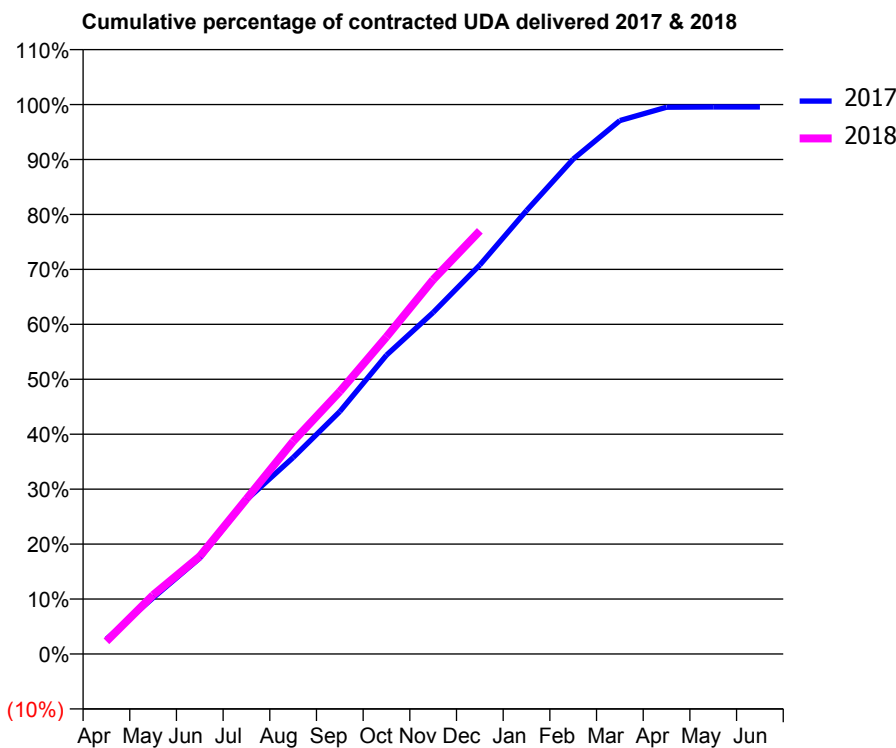
17/18 Contracted general activity (UDA)	12,551
Carry forward general activity (UDA)	55
17/18 Contracted orthodontic activity (UOA)	0
Carry forward orthodontic activity (UOA)	0
Baseline contract value	£402,119.51

### ACCESS\*

Patients seen in 24 months	Total	Change since previous quarter
Quarter ending December 2016	4,248	
Quarter ending March 2017	4,167	↓
Quarter ending June 2017	4,070	↓
Quarter ending September 2017	4,026	↓
Quarter ending December 2017	4,132	↑
<b>Variance since December 2016</b>	<b>(2.7%)</b>	<b>↓</b>



### ACTIVITY



Month	Adjusted Scheduled Activity (UDA)	
	2017	2018
April	338	292
May	1,285	1,347
June	2,192	2,230
July	3,524	3,540
August	4,489	4,855
September	5,539	5,995
October	6,827	7,243
November	7,802	8,552
December	8,885	9,667
January	10,130	
February	11,305	
March	12,185	
April	12,489	
May	12,496	
June	12,496	

### QUALITY

	Quantity	Base Number	Contract	AT	Region	England
% of FP17s for the same patient ID Re-attending within 3 months - Children	130	1,646	7.9%	12.1%	12.9%	12.0%
% of FP17s for the same patient ID Re-attending within 3 months - Adults	454	2,504	18.1%	17.0%	16.5%	15.9%
% of FP17s for the same patient ID Re-attending between 3 & 9 months - Children	927	1,646	56.3%	57.5%	59.6%	58.0%
% of FP17s for the same patient ID Re-attending between 3 & 9 months - Adults	1,217	2,504	48.6%	51.2%	52.8%	50.5%
% of FP17s for Band 1 Urgent Courses	319	4,055	7.9%	9.6%	9.1%	9.0%
% of FP17s Relating to Free Repair or Replacements	15	4,055	0.4%	1.1%	1.0%	0.8%
% of FP17s Relating to Continuations	19	4,055	0.5%	1.3%	1.2%	1.1%
% of Patients satisfied with the dentistry they have received	8	9	N/A	92.1%	91.6%	91.5%
% of Patients satisfied with the time they had to wait for an appointment	9	9	N/A	90.8%	88.3%	87.9%

\* This is based on patients treated on this contract for their most recent course of treatment. Figures in italics indicate the base number of FP17s or Patient Questionnaire responses are less than 100. N/A is shown where the base number of responses is less than 10 during the period. % is calculated as Quantity/Base number\*100

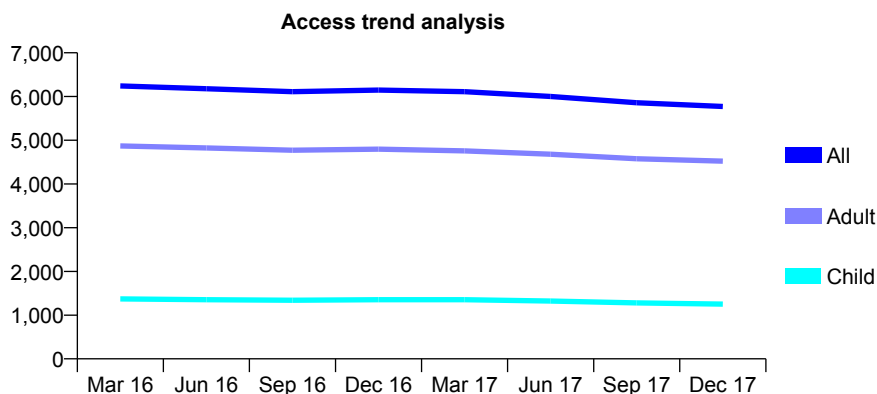
## Q44 - Vital Signs At a Glance Contract Report for 137030/0001 - December 2017

Name or company name	C & V Gillespie
Contract type name	GDS Contract
Purpose of contract	General
Contract start date	01/01/2011
Contract end date	

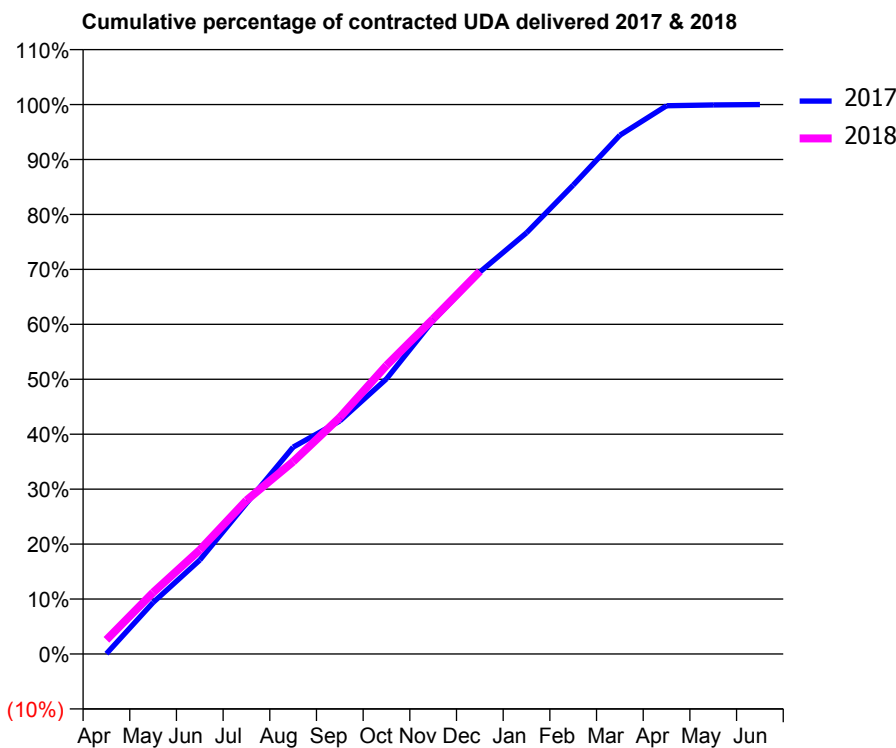
17/18 Contracted general activity (UDA)	18,300
Carry forward general activity (UDA)	0
17/18 Contracted orthodontic activity (UOA)	0
Carry forward orthodontic activity (UOA)	0
Baseline contract value	£436,463.59

### ACCESS\*

Patients seen in 24 months	Total	Change since previous quarter
Quarter ending December 2016	6,149	
Quarter ending March 2017	6,110	→
Quarter ending June 2017	6,000	↓
Quarter ending September 2017	5,859	↓
Quarter ending December 2017	5,773	↓
<b>Variance since December 2016</b>	<b>(6.1%)</b>	<b>↓</b>



### ACTIVITY



Month	Adjusted Scheduled Activity (UDA)	
	2017	2018
April	9	475
May	1,724	2,051
June	3,141	3,466
July	5,039	5,120
August	6,915	6,406
September	7,788	7,880
October	9,197	9,611
November	11,147	11,162
December	12,769	12,743
January	14,079	
February	15,671	
March	17,339	
April	18,325	
May	18,353	
June	18,366	

### QUALITY

	Quantity	Base Number	Contract	AT	Region	England
% of FP17s for the same patient ID Re-attending within 3 months - Children	143	1,607	8.9%	12.1%	12.9%	12.0%
% of FP17s for the same patient ID Re-attending within 3 months - Adults	968	5,761	16.8%	17.0%	16.5%	15.9%
% of FP17s for the same patient ID Re-attending between 3 & 9 months - Children	1,125	1,607	70.0%	57.5%	59.6%	58.0%
% of FP17s for the same patient ID Re-attending between 3 & 9 months - Adults	3,648	5,761	63.3%	51.2%	52.8%	50.5%
% of FP17s for Band 1 Urgent Courses	460	6,897	6.7%	9.6%	9.1%	9.0%
% of FP17s Relating to Free Repair or Replacements	54	6,897	0.8%	1.1%	1.0%	0.8%
% of FP17s Relating to Continuations	76	6,897	1.1%	1.3%	1.2%	1.1%
% of Patients satisfied with the dentistry they have received	13	15	86.7%	92.1%	91.6%	91.5%
% of Patients satisfied with the time they had to wait for an appointment	14	15	93.3%	90.8%	88.3%	87.9%

\* This is based on patients treated on this contract for their most recent course of treatment. Figures in italics indicate the base number of FP17s or Patient Questionnaire responses are less than 100. N/A is shown where the base number of responses is less than 10 during the period. % is calculated as Quantity/Base number\*100

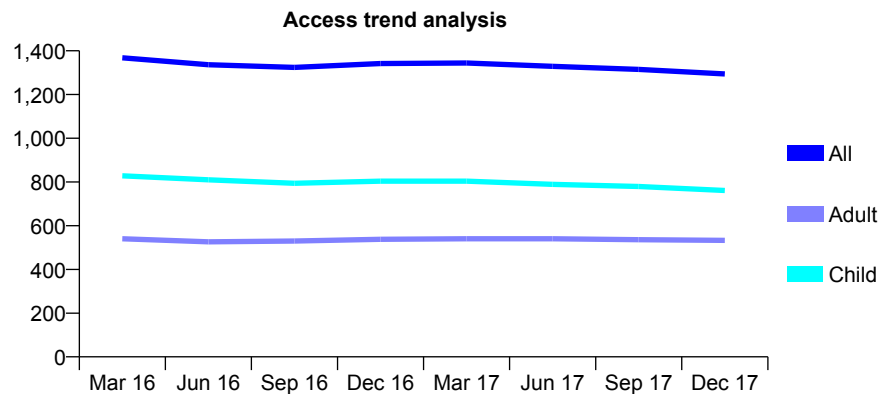
## Q44 - Vital Signs At a Glance Contract Report for 137111/0001 - December 2017

Name or company name	Gaskell Avenue Dental Practice Ltd
Contract type name	GDS Contract
Purpose of contract	General
Contract start date	01/09/2011
Contract end date	

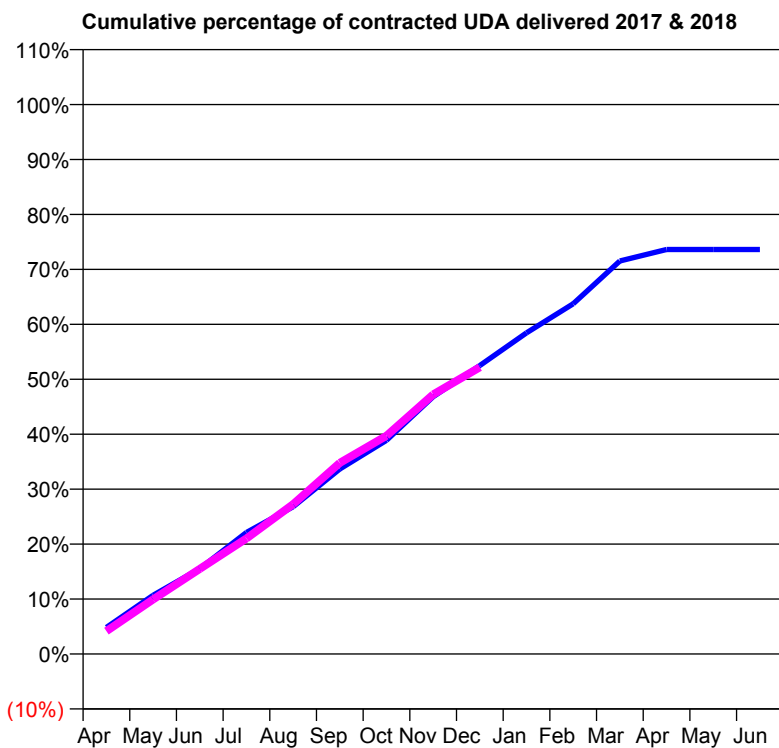
17/18 Contracted general activity (UDA)	7,000
Carry forward general activity (UDA)	0
17/18 Contracted orthodontic activity (UOA)	0
Carry forward orthodontic activity (UOA)	0
Baseline contract value	£175,339.26

### ACCESS\*

Patients seen in 24 months	Total	Change since previous quarter
Quarter ending December 2016	1,342	
Quarter ending March 2017	1,344	→
Quarter ending June 2017	1,329	↓
Quarter ending September 2017	1,315	↓
Quarter ending December 2017	1,294	↓
<b>Variance since December 2016</b>	<b>(3.6%)</b>	<b>↓</b>



### ACTIVITY



Month	Adjusted Scheduled Activity (UDA)	
	2017	2018
April	338	292
May	748	695
June	1,089	1,085
July	1,548	1,472
August	1,876	1,908
September	2,356	2,435
October	2,722	2,779
November	3,278	3,307
December	3,674	3,653
January	4,092	
February	4,461	
March	5,006	
April	5,153	
May	5,153	
June	5,153	

### QUALITY

	Quantity	Base Number	Contract	AT	Region	England
% of FP17s for the same patient ID Re-attending within 3 months - Children	150	1,040	14.4%	12.1%	12.9%	12.0%
% of FP17s for the same patient ID Re-attending within 3 months - Adults	147	550	26.7%	17.0%	16.5%	15.9%
% of FP17s for the same patient ID Re-attending between 3 & 9 months - Children	680	1,040	65.4%	57.5%	59.6%	58.0%
% of FP17s for the same patient ID Re-attending between 3 & 9 months - Adults	287	550	52.2%	51.2%	52.8%	50.5%
% of FP17s for Band 1 Urgent Courses	87	1,526	5.7%	9.6%	9.1%	9.0%
% of FP17s Relating to Free Repair or Replacements	1	1,526	0.1%	1.1%	1.0%	0.8%
% of FP17s Relating to Continuations	1	1,526	0.1%	1.3%	1.2%	1.1%
% of Patients satisfied with the dentistry they have received	5	6	N/A	92.1%	91.6%	91.5%
% of Patients satisfied with the time they had to wait for an appointment	6	6	N/A	90.8%	88.3%	87.9%

\* This is based on patients treated on this contract for their most recent course of treatment. Figures in italics indicate the base number of FP17s or Patient Questionnaire responses are less than 100. N/A is shown where the base number of responses is less than 10 during the period. % is calculated as Quantity/Base number\*100



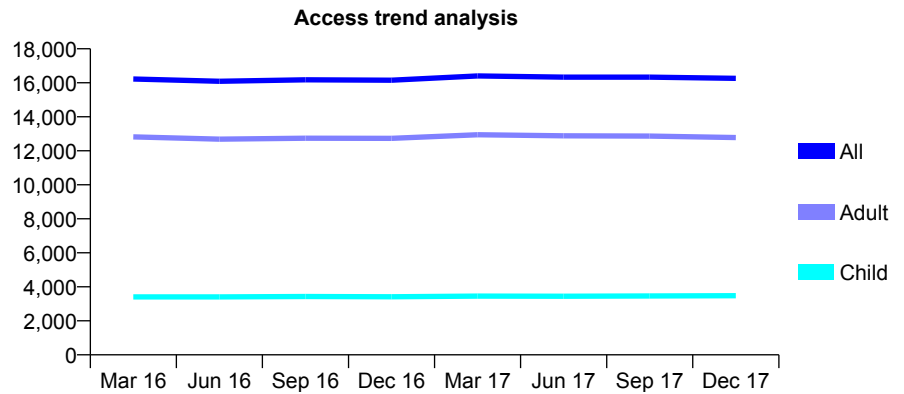
## Q44 - Vital Signs At a Glance Contract Report for 138126/0001 - December 2017

Name or company name	Congleton Dental Centre
Contract type name	GDS Contract
Purpose of contract	General
Contract start date	01/04/2010
Contract end date	

17/18 Contracted general activity (UDA)	47,500
Carry forward general activity (UDA)	0
17/18 Contracted orthodontic activity (UOA)	0
Carry forward orthodontic activity (UOA)	0
Baseline contract value	£1,381,615.00

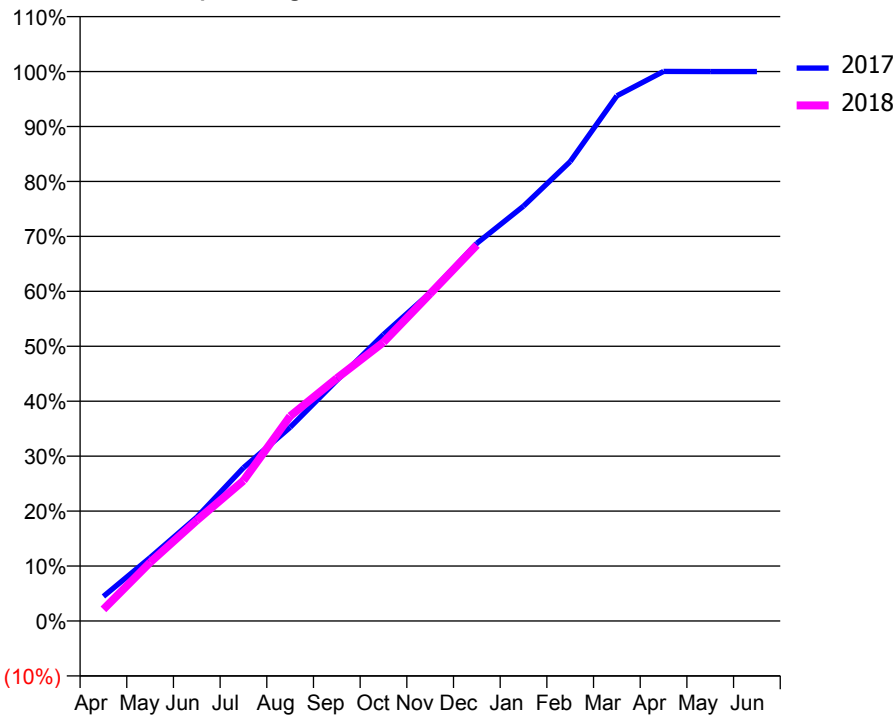
### ACCESS\*

Patients seen in 24 months	Total	Change since previous quarter
Quarter ending December 2016	16,153	
Quarter ending March 2017	16,401	→
Quarter ending June 2017	16,330	→
Quarter ending September 2017	16,334	→
Quarter ending December 2017	16,261	→
<b>Variance since December 2016</b>	<b>0.7%</b>	<b>→</b>



### ACTIVITY

Cumulative percentage of contracted UDA delivered 2017 & 2018



Month	Adjusted Scheduled Activity (UDA)	
	2017	2018
April	2,165	1,006
May	5,570	5,070
June	9,126	8,692
July	13,479	12,128
August	17,028	17,708
September	21,159	20,979
October	25,187	24,093
November	28,855	28,297
December	33,206	32,495
January	36,480	
February	40,393	
March	46,166	
April	48,314	
May	48,309	
June	48,308	

### QUALITY

	Quantity	Base Number	Contract	AT	Region	England
% of FP17s for the same patient ID Re-attending within 3 months - Children	342	4,325	7.9%	12.1%	12.9%	12.0%
% of FP17s for the same patient ID Re-attending within 3 months - Adults	2,507	16,103	15.6%	17.0%	16.5%	15.9%
% of FP17s for the same patient ID Re-attending between 3 & 9 months - Children	2,902	4,325	67.1%	57.5%	59.6%	58.0%
% of FP17s for the same patient ID Re-attending between 3 & 9 months - Adults	10,450	16,103	64.9%	51.2%	52.8%	50.5%
% of FP17s for Band 1 Urgent Courses	1,300	19,313	6.7%	9.6%	9.1%	9.0%
% of FP17s Relating to Free Repair or Replacements	148	19,313	0.8%	1.1%	1.0%	0.8%
% of FP17s Relating to Continuations	245	19,313	1.3%	1.3%	1.2%	1.1%
% of Patients satisfied with the dentistry they have received	42	47	89.4%	92.1%	91.6%	91.5%
% of Patients satisfied with the time they had to wait for an appointment	43	47	91.5%	90.8%	88.3%	87.9%

\* This is based on patients treated on this contract for their most recent course of treatment. Figures in italics indicate the base number of FP17s or Patient Questionnaire responses are less than 100. N/A is shown where the base number of responses is less than 10 during the period. % is calculated as Quantity/Base number\*100

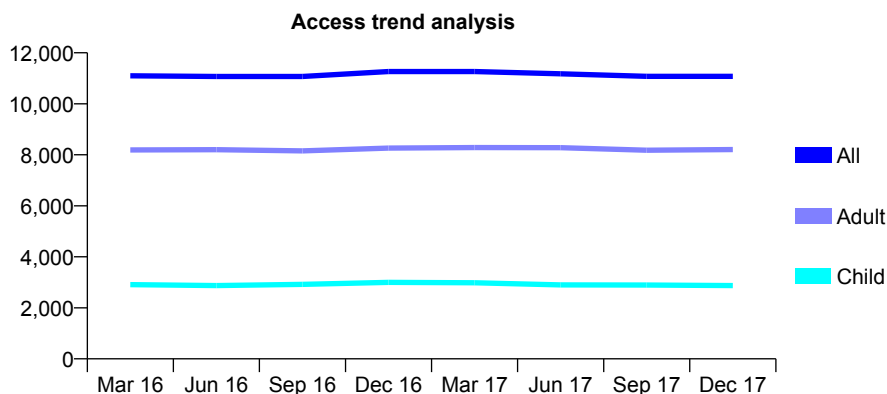
## Q44 - Vital Signs At a Glance Contract Report for 138665/0001 - December 2017

Name or company name	Johnson & Whitehouse
Contract type name	GDS Contract
Purpose of contract	General
Contract start date	01/04/2009
Contract end date	

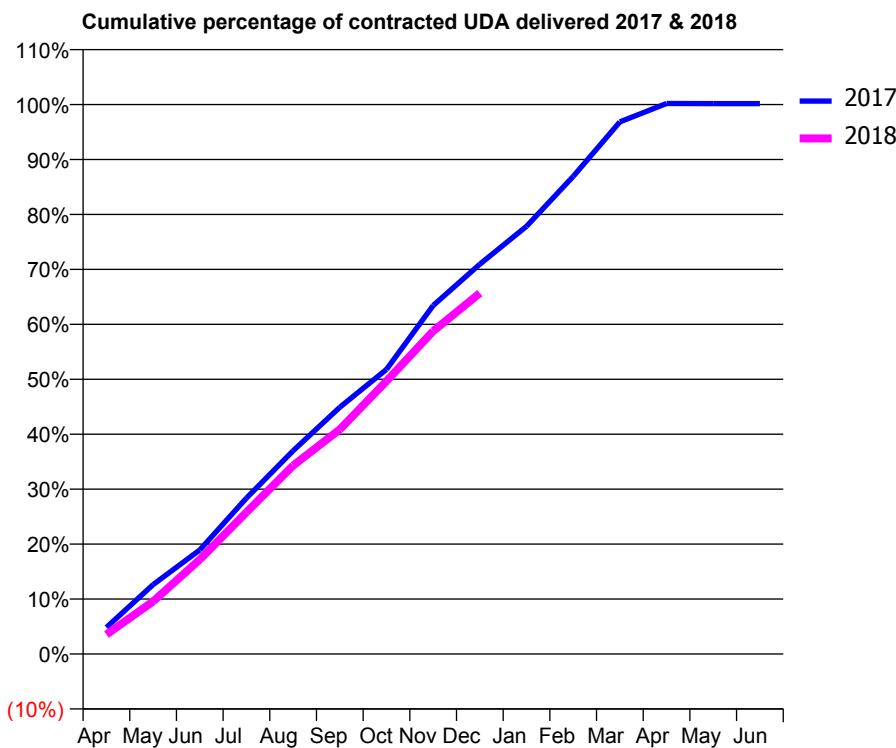
17/18 Contracted general activity (UDA)	32,052
Carry forward general activity (UDA)	0
17/18 Contracted orthodontic activity (UOA)	0
Carry forward orthodontic activity (UOA)	0
Baseline contract value	£967,088.73

### ACCESS\*

Patients seen in 24 months	Total	Change since previous quarter
Quarter ending December 2016	11,264	
Quarter ending March 2017	11,264	→
Quarter ending June 2017	11,179	→
Quarter ending September 2017	11,075	→
Quarter ending December 2017	11,077	→
<b>Variance since December 2016</b>	<b>(1.7%)</b>	<b>↓</b>



### ACTIVITY



Month	Adjusted Scheduled Activity (UDA)	
	2017	2018
April	1,548	1,137
May	4,052	3,071
June	6,074	5,508
July	9,095	8,269
August	11,855	10,992
September	14,393	13,099
October	16,602	15,916
November	20,325	18,838
December	22,740	21,053
January	24,948	
February	27,856	
March	31,040	
April	32,108	
May	32,105	
June	32,103	

### QUALITY

	Quantity	Base Number	Contract	AT	Region	England
% of FP17s for the same patient ID Re-attending within 3 months - Children	503	2,963	17.0%	12.1%	12.9%	12.0%
% of FP17s for the same patient ID Re-attending within 3 months - Adults	1,711	8,284	20.7%	17.0%	16.5%	15.9%
% of FP17s for the same patient ID Re-attending between 3 & 9 months - Children	1,306	2,963	44.1%	57.5%	59.6%	58.0%
% of FP17s for the same patient ID Re-attending between 3 & 9 months - Adults	3,315	8,284	40.0%	51.2%	52.8%	50.5%
% of FP17s for Band 1 Urgent Courses	1,017	10,440	9.7%	9.6%	9.1%	9.0%
% of FP17s Relating to Free Repair or Replacements	158	10,440	1.5%	1.1%	1.0%	0.8%
% of FP17s Relating to Continuations	160	10,440	1.5%	1.3%	1.2%	1.1%
% of Patients satisfied with the dentistry they have received	20	22	90.9%	92.1%	91.6%	91.5%
% of Patients satisfied with the time they had to wait for an appointment	21	22	95.5%	90.8%	88.3%	87.9%

\* This is based on patients treated on this contract for their most recent course of treatment. Figures in italics indicate the base number of FP17s or Patient Questionnaire responses are less than 100. N/A is shown where the base number of responses is less than 10 during the period. % is calculated as Quantity/Base number\*100

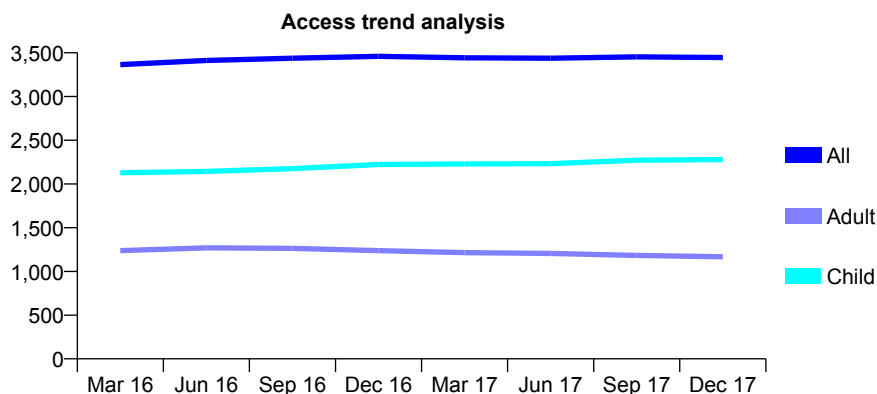
## Q44 - Vital Signs At a Glance Contract Report for 138681/0001 - December 2017

Name or company name	The Old Surgery Dental Practice Ltd
Contract type name	GDS Contract
Purpose of contract	General
Contract start date	01/04/2011
Contract end date	

17/18 Contracted general activity (UDA)	8,539
Carry forward general activity (UDA)	0
17/18 Contracted orthodontic activity (UOA)	0
Carry forward orthodontic activity (UOA)	0
Baseline contract value	£448,799.37

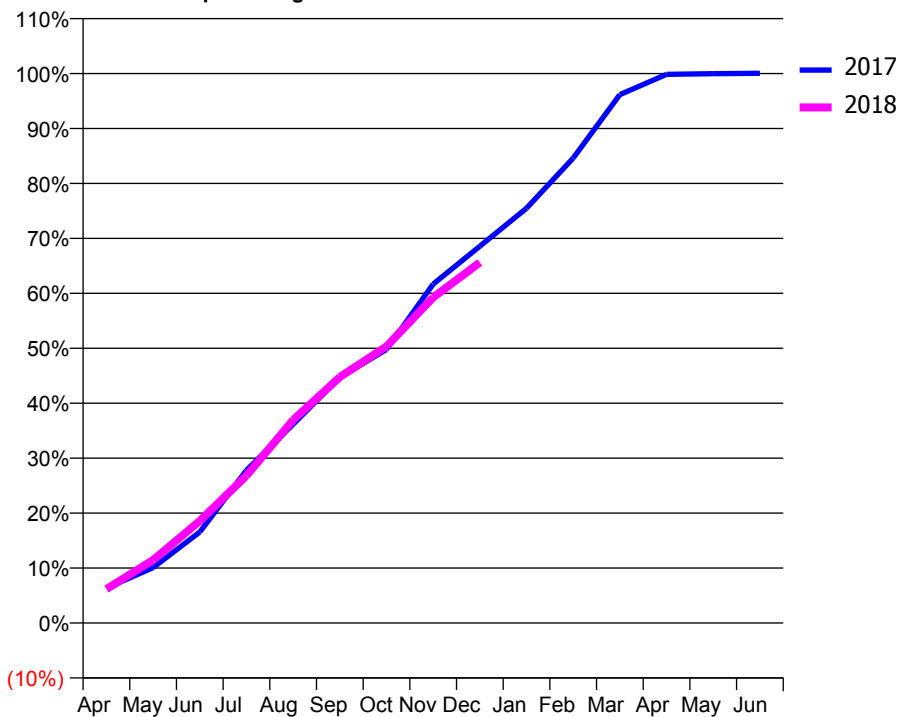
### ACCESS\*

Patients seen in 24 months	Total	Change since previous quarter
Quarter ending December 2016	3,460	
Quarter ending March 2017	3,443	→
Quarter ending June 2017	3,438	→
Quarter ending September 2017	3,454	→
Quarter ending December 2017	3,446	→
<b>Variance since December 2016</b>	<b>(0.4%)</b>	→



### ACTIVITY

Cumulative percentage of contracted UDA delivered 2017 & 2018



Month	Adjusted Scheduled Activity (UDA)	
	2017	2018
April	543	527
May	861	979
June	1,415	1,586
July	2,374	2,292
August	3,088	3,154
September	3,816	3,821
October	4,251	4,299
November	5,267	5,058
December	5,855	5,602
January	6,445	
February	7,225	
March	8,211	
April	8,526	
May	8,536	
June	8,543	

### QUALITY

	Quantity	Base Number	Contract	AT	Region	England
% of FP17s for the same patient ID Re-attending within 3 months - Children	176	2,366	7.4%	12.1%	12.9%	12.0%
% of FP17s for the same patient ID Re-attending within 3 months - Adults	163	951	17.1%	17.0%	16.5%	15.9%
% of FP17s for the same patient ID Re-attending between 3 & 9 months - Children	1,203	2,366	50.8%	57.5%	59.6%	58.0%
% of FP17s for the same patient ID Re-attending between 3 & 9 months - Adults	449	951	47.2%	51.2%	52.8%	50.5%
% of FP17s for Band 1 Urgent Courses	271	3,162	8.6%	9.6%	9.1%	9.0%
% of FP17s Relating to Free Repair or Replacements	0	3,162	0.0%	1.1%	1.0%	0.8%
% of FP17s Relating to Continuations	0	3,162	0.0%	1.3%	1.2%	1.1%
% of Patients satisfied with the dentistry they have received	4	5	N/A	92.1%	91.6%	91.5%
% of Patients satisfied with the time they had to wait for an appointment	5	5	N/A	90.8%	88.3%	87.9%

\* This is based on patients treated on this contract for their most recent course of treatment. Figures in italics indicate the base number of FP17s or Patient Questionnaire responses are less than 100. N/A is shown where the base number of responses is less than 10 during the period. % is calculated as Quantity/Base number\*100

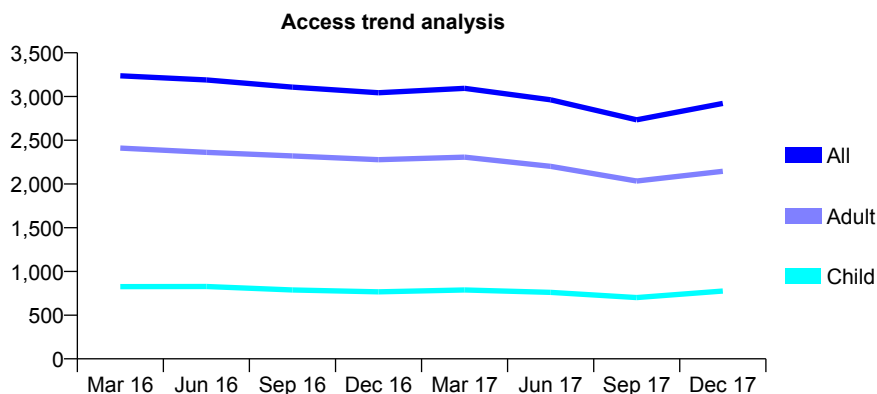
## Q44 - Vital Signs At a Glance Contract Report for 138711/0001 - December 2017

Name or company name	Warren Drive Dental Practice
Contract type name	GDS Contract
Purpose of contract	General
Contract start date	01/04/2006
Contract end date	

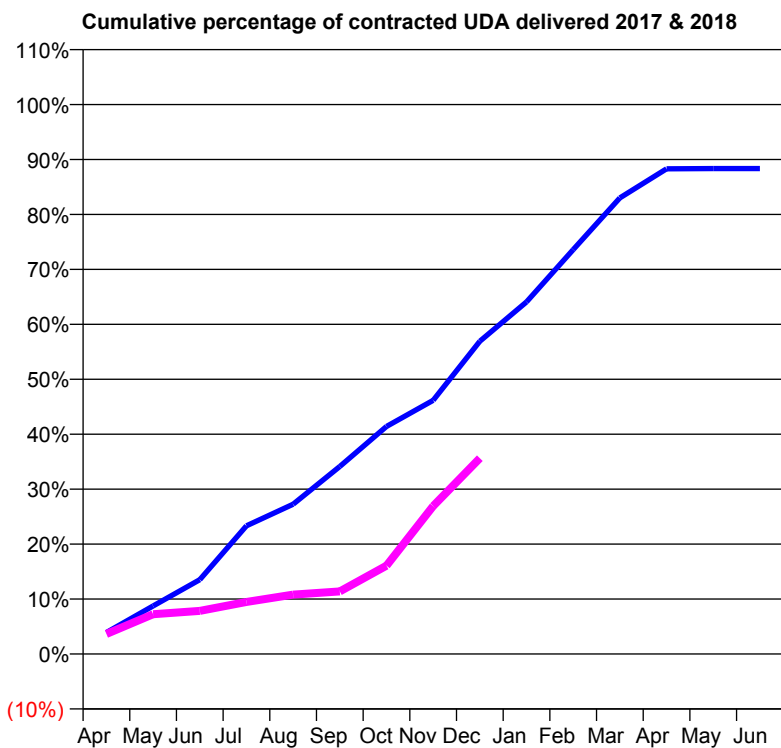
17/18 Contracted general activity (UDA)	8,407
Carry forward general activity (UDA)	0
17/18 Contracted orthodontic activity (UOA)	0
Carry forward orthodontic activity (UOA)	0
Baseline contract value	£260,631.13

### ACCESS\*

Patients seen in 24 months	Total	Change since previous quarter
Quarter ending December 2016	3,044	
Quarter ending March 2017	3,093	→
Quarter ending June 2017	2,962	↓
Quarter ending September 2017	2,734	↓
Quarter ending December 2017	2,921	↑
<b>Variance since December 2016</b>	<b>(4.0%)</b>	<b>↓</b>



### ACTIVITY



Adjusted Scheduled Activity (UDA)		
Month	2017	2018
April	329	307
May	735	609
June	1,138	660
July	1,961	796
August	2,293	909
September	2,870	957
October	3,481	1,351
November	3,881	2,264
December	4,784	2,995
January	5,387	
February	6,187	
March	6,979	
April	7,423	
May	7,427	
June	7,427	

### QUALITY

	Quantity	Base Number	Contract	AT	Region	England
% of FP17s for the same patient ID Re-attending within 3 months - Children	65	795	8.2%	12.1%	12.9%	12.0%
% of FP17s for the same patient ID Re-attending within 3 months - Adults	361	2,032	17.8%	17.0%	16.5%	15.9%
% of FP17s for the same patient ID Re-attending between 3 & 9 months - Children	350	795	44.0%	57.5%	59.6%	58.0%
% of FP17s for the same patient ID Re-attending between 3 & 9 months - Adults	799	2,032	39.3%	51.2%	52.8%	50.5%
% of FP17s for Band 1 Urgent Courses	574	2,175	26.4%	9.6%	9.1%	9.0%
% of FP17s Relating to Free Repair or Replacements	2	2,175	0.1%	1.1%	1.0%	0.8%
% of FP17s Relating to Continuations	27	2,175	1.2%	1.3%	1.2%	1.1%
% of Patients satisfied with the dentistry they have received	1	4	N/A	92.1%	91.6%	91.5%
% of Patients satisfied with the time they had to wait for an appointment	3	4	N/A	90.8%	88.3%	87.9%

\* This is based on patients treated on this contract for their most recent course of treatment. Figures in italics indicate the base number of FP17s or Patient Questionnaire responses are less than 100. N/A is shown where the base number of responses is less than 10 during the period. % is calculated as Quantity/Base number\*100

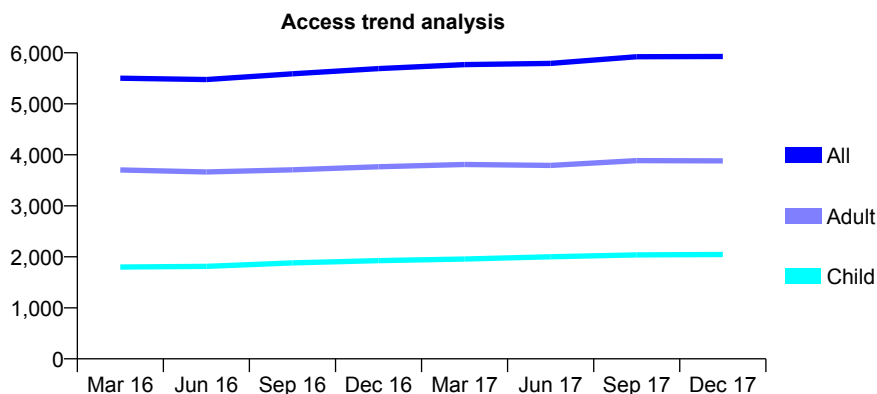
## Q44 - Vital Signs At a Glance Contract Report for 139467/0001 - December 2017

Name or company name	Sandon Dental Practice
Contract type name	GDS Contract
Purpose of contract	General
Contract start date	01/01/2011
Contract end date	

17/18 Contracted general activity (UDA)	11,145
Carry forward general activity (UDA)	0
17/18 Contracted orthodontic activity (UOA)	0
Carry forward orthodontic activity (UOA)	0
Baseline contract value	£267,807.87

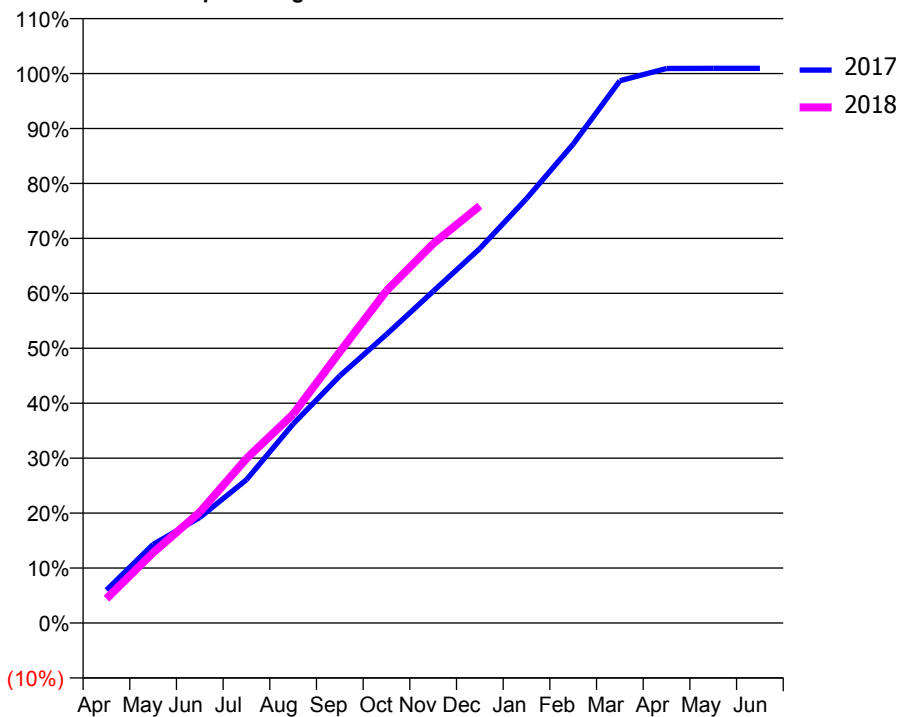
### ACCESS\*

Patients seen in 24 months	Total	Change since previous quarter
Quarter ending December 2016	5,691	
Quarter ending March 2017	5,769	→
Quarter ending June 2017	5,791	→
Quarter ending September 2017	5,924	↑
Quarter ending December 2017	5,928	→
<b>Variance since December 2016</b>	<b>4.2%</b>	<b>↑</b>



### ACTIVITY

Cumulative percentage of contracted UDA delivered 2017 & 2018



Month	Adjusted Scheduled Activity (UDA)	
	2017	2018
April	666	495
May	1,595	1,426
June	2,139	2,250
July	2,905	3,336
August	4,036	4,237
September	5,013	5,500
October	5,854	6,738
November	6,728	7,693
December	7,597	8,462
January	8,608	
February	9,712	
March	10,998	
April	11,248	
May	11,249	
June	11,250	

### QUALITY

	Quantity	Base Number	Contract	AT	Region	England
% of FP17s for the same patient ID Re-attending within 3 months - Children	197	2,243	8.8%	12.1%	12.9%	12.0%
% of FP17s for the same patient ID Re-attending within 3 months - Adults	503	3,487	14.4%	17.0%	16.5%	15.9%
% of FP17s for the same patient ID Re-attending between 3 & 9 months - Children	1,351	2,243	60.2%	57.5%	59.6%	58.0%
% of FP17s for the same patient ID Re-attending between 3 & 9 months - Adults	1,605	3,487	46.0%	51.2%	52.8%	50.5%
% of FP17s for Band 1 Urgent Courses	483	4,842	10.0%	9.6%	9.1%	9.0%
% of FP17s Relating to Free Repair or Replacements	4	4,842	0.1%	1.1%	1.0%	0.8%
% of FP17s Relating to Continuations	61	4,842	1.3%	1.3%	1.2%	1.1%
% of Patients satisfied with the dentistry they have received	6	6	N/A	92.1%	91.6%	91.5%
% of Patients satisfied with the time they had to wait for an appointment	6	6	N/A	90.8%	88.3%	87.9%

\* This is based on patients treated on this contract for their most recent course of treatment. Figures in italics indicate the base number of FP17s or Patient Questionnaire responses are less than 100. N/A is shown where the base number of responses is less than 10 during the period. % is calculated as Quantity/Base number\*100

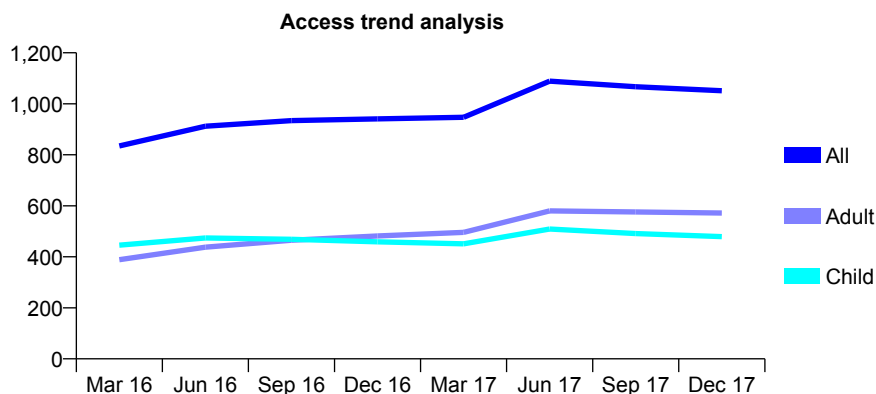
## Q44 - Vital Signs At a Glance Contract Report for 140678/0001 - December 2017

Name or company name	Allen House Dental Practice
Contract type name	GDS Contract
Purpose of contract	General
Contract start date	01/07/2015
Contract end date	

17/18 Contracted general activity (UDA)	2,821
Carry forward general activity (UDA)	0
17/18 Contracted orthodontic activity (UOA)	0
Carry forward orthodontic activity (UOA)	0
Baseline contract value	£85,866.28

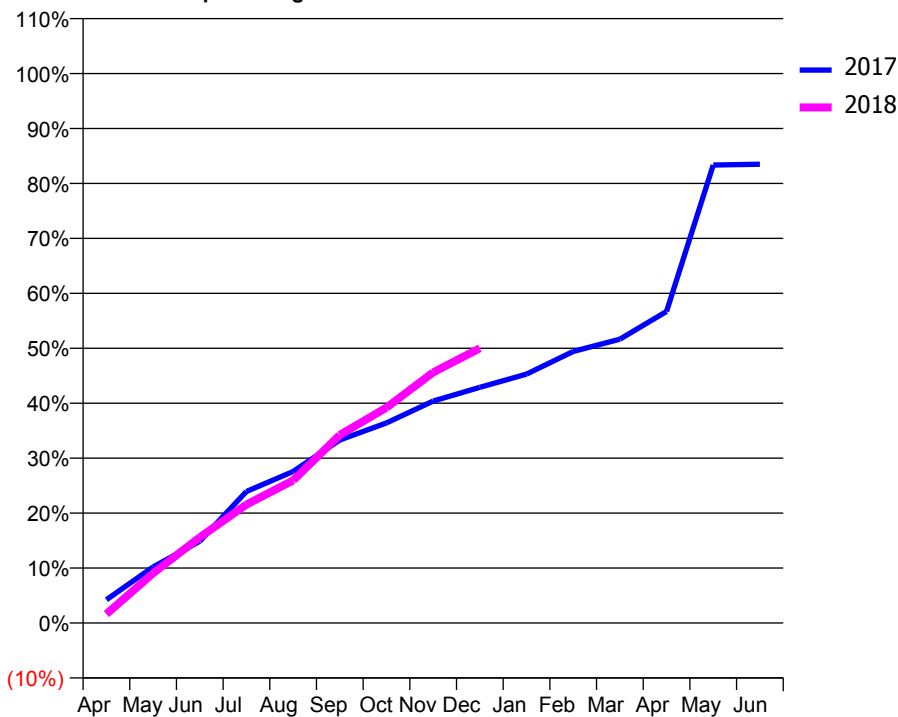
### ACCESS\*

Patients seen in 24 months	Total	Change since previous quarter
Quarter ending December 2016	941	
Quarter ending March 2017	947	→
Quarter ending June 2017	1,089	↑
Quarter ending September 2017	1,067	↓
Quarter ending December 2017	1,051	↓
<b>Variance since December 2016</b>	<b>11.7%</b>	<b>↑</b>



### ACTIVITY

Cumulative percentage of contracted UDA delivered 2017 & 2018



Month	Adjusted Scheduled Activity (UDA)	
	2017	2018
April	120	46
May	288	256
June	420	440
July	676	608
August	778	732
September	940	966
October	1,027	1,106
November	1,139	1,287
December	1,210	1,411
January	1,278	
February	1,394	
March	1,457	
April	1,599	
May	2,351	
June	2,355	

### QUALITY

	Quantity	Base Number	Contract	AT	Region	England
% of FP17s for the same patient ID Re-attending within 3 months - Children	57	877	6.5%	12.1%	12.9%	12.0%
% of FP17s for the same patient ID Re-attending within 3 months - Adults	56	595	9.4%	17.0%	16.5%	15.9%
% of FP17s for the same patient ID Re-attending between 3 & 9 months - Children	558	877	63.6%	57.5%	59.6%	58.0%
% of FP17s for the same patient ID Re-attending between 3 & 9 months - Adults	303	595	50.9%	51.2%	52.8%	50.5%
% of FP17s for Band 1 Urgent Courses	38	908	4.2%	9.6%	9.1%	9.0%
% of FP17s Relating to Free Repair or Replacements	1	908	0.1%	1.1%	1.0%	0.8%
% of FP17s Relating to Continuations	0	908	0.0%	1.3%	1.2%	1.1%
% of Patients satisfied with the dentistry they have received	2	2	N/A	92.1%	91.6%	91.5%
% of Patients satisfied with the time they had to wait for an appointment	2	2	N/A	90.8%	88.3%	87.9%

\* This is based on patients treated on this contract for their most recent course of treatment. Figures in italics indicate the base number of FP17s or Patient Questionnaire responses are less than 100. N/A is shown where the base number of responses is less than 10 during the period. % is calculated as Quantity/Base number\*100

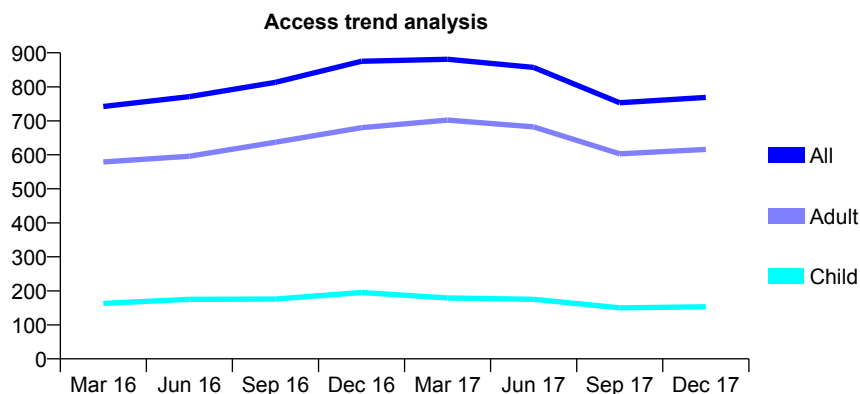
## Q44 - Vital Signs At a Glance Contract Report for 141305/0016 - December 2017

Name or company name	East Cheshire NHS Trust
Contract type name	PDS Contract
Purpose of contract	General
Contract start date	01/04/2015
Contract end date	31/03/2018

17/18 Contracted general activity (UDA)	4,150
Carry forward general activity (UDA)	0
17/18 Contracted orthodontic activity (UOA)	0
Carry forward orthodontic activity (UOA)	0
Baseline contract value	£789,268.88

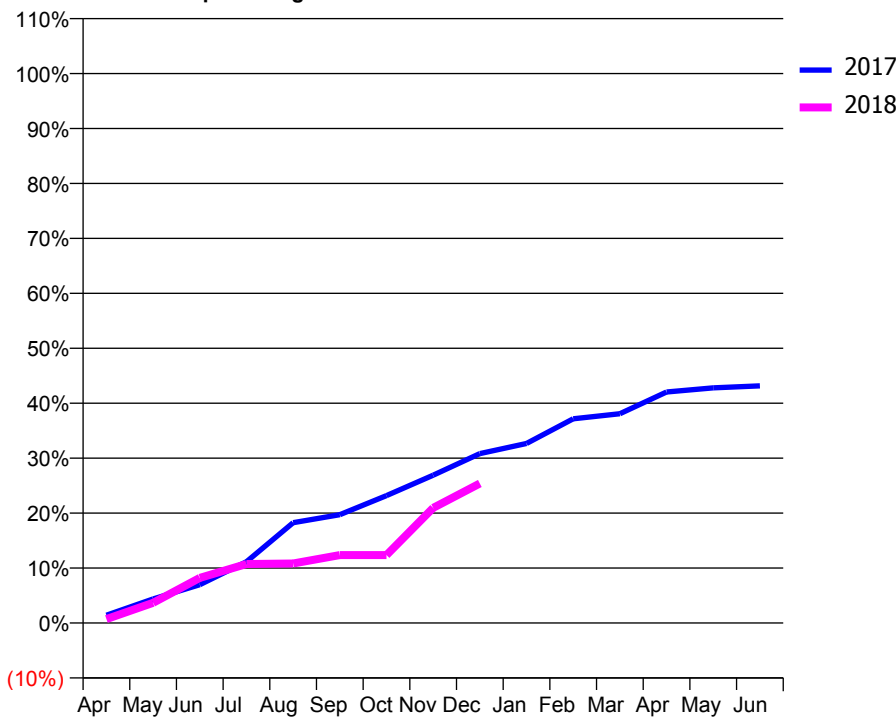
### ACCESS\*

Patients seen in 24 months	Total	Change since previous quarter
Quarter ending December 2016	875	
Quarter ending March 2017	881	→
Quarter ending June 2017	857	↓
Quarter ending September 2017	753	↓
Quarter ending December 2017	769	↑
<b>Variance since December 2016</b>	<b>(12.1%)</b>	<b>↓</b>



### ACTIVITY

Cumulative percentage of contracted UDA delivered 2017 & 2018



Month	Adjusted Scheduled Activity (UDA)	
	2017	2018
April	59	30
May	182	153
June	290	340
July	463	445
August	758	449
September	818	513
October	962	513
November	1,117	870
December	1,279	1,054
January	1,356	
February	1,542	
March	1,580	
April	1,745	
May	1,776	
June	1,791	

### QUALITY

	Quantity	Base Number	Contract	AT	Region	England
% of FP17s for the same patient ID Re-attending within 3 months - Children	9	130	6.9%	12.1%	12.9%	12.0%
% of FP17s for the same patient ID Re-attending within 3 months - Adults	48	436	11.0%	17.0%	16.5%	15.9%
% of FP17s for the same patient ID Re-attending between 3 & 9 months - Children	24	130	18.5%	57.5%	59.6%	58.0%
% of FP17s for the same patient ID Re-attending between 3 & 9 months - Adults	103	436	23.6%	51.2%	52.8%	50.5%
% of FP17s for Band 1 Urgent Courses	27	485	5.6%	9.6%	9.1%	9.0%
% of FP17s Relating to Free Repair or Replacements	1	485	0.2%	1.1%	1.0%	0.8%
% of FP17s Relating to Continuations	5	485	1.0%	1.3%	1.2%	1.1%
% of Patients satisfied with the dentistry they have received	0	0	N/A	92.1%	91.6%	91.5%
% of Patients satisfied with the time they had to wait for an appointment	0	0	N/A	90.8%	88.3%	87.9%

\* This is based on patients treated on this contract for their most recent course of treatment. Figures in italics indicate the base number of FP17s or Patient Questionnaire responses are less than 100. N/A is shown where the base number of responses is less than 10 during the period. % is calculated as Quantity/Base number\*100

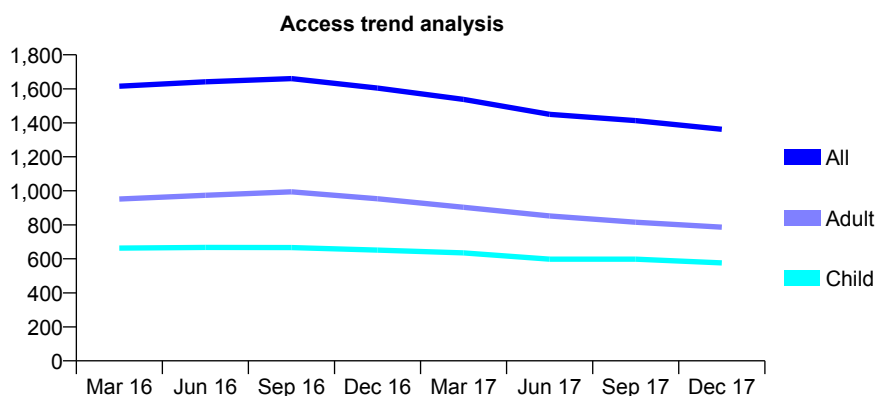
## Q44 - Vital Signs At a Glance Contract Report for 141380/0001 - December 2017

Name or company name	Jackson & Lax
Contract type name	GDS Contract
Purpose of contract	General
Contract start date	01/04/2009
Contract end date	

17/18 Contracted general activity (UDA)	5,081
Carry forward general activity (UDA)	0
17/18 Contracted orthodontic activity (UOA)	0
Carry forward orthodontic activity (UOA)	0
Baseline contract value	£131,179.58

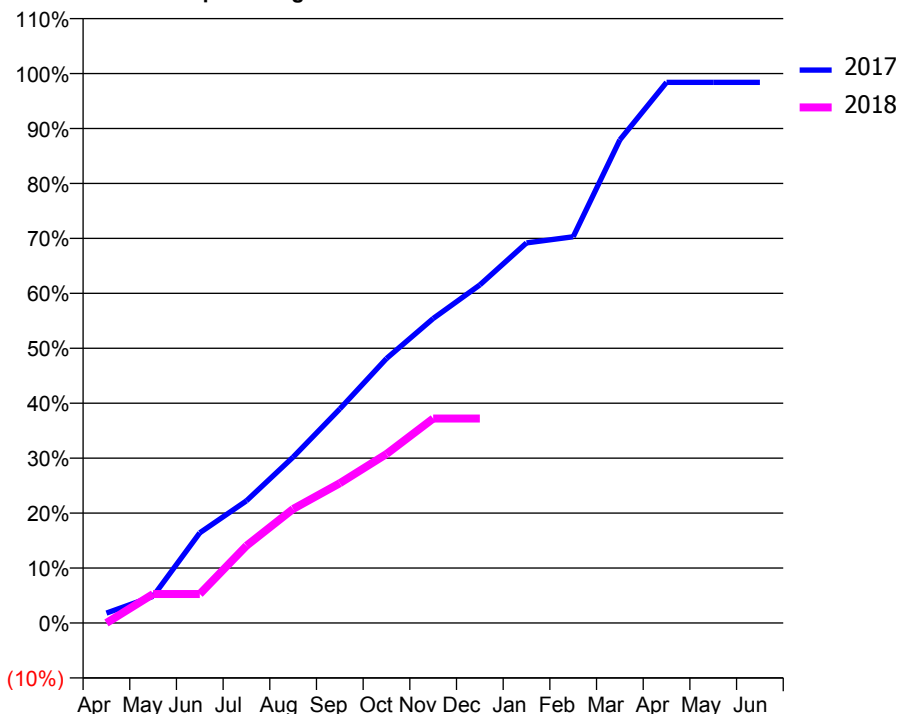
### ACCESS\*

Patients seen in 24 months	Total	Change since previous quarter
Quarter ending December 2016	1,604	
Quarter ending March 2017	1,538	↓
Quarter ending June 2017	1,450	↓
Quarter ending September 2017	1,413	↓
Quarter ending December 2017	1,362	↓
<b>Variance since December 2016</b>	<b>(15.1%)</b>	<b>↓</b>



### ACTIVITY

Cumulative percentage of contracted UDA delivered 2017 & 2018



Month	Adjusted Scheduled Activity (UDA)	
	2017	2018
April	90	0
May	244	268
June	821	268
July	1,113	714
August	1,510	1,055
September	1,948	1,293
October	2,407	1,563
November	2,770	1,891
December	3,077	1,891
January	3,458	
February	3,515	
March	4,396	
April	4,919	
May	4,919	
June	4,919	

### QUALITY

	Quantity	Base Number	Contract	AT	Region	England
% of FP17s for the same patient ID Re-attending within 3 months - Children	39	552	7.1%	12.1%	12.9%	12.0%
% of FP17s for the same patient ID Re-attending within 3 months - Adults	49	472	10.4%	17.0%	16.5%	15.9%
% of FP17s for the same patient ID Re-attending between 3 & 9 months - Children	361	552	65.4%	57.5%	59.6%	58.0%
% of FP17s for the same patient ID Re-attending between 3 & 9 months - Adults	264	472	55.9%	51.2%	52.8%	50.5%
% of FP17s for Band 1 Urgent Courses	43	887	4.8%	9.6%	9.1%	9.0%
% of FP17s Relating to Free Repair or Replacements	0	887	0.0%	1.1%	1.0%	0.8%
% of FP17s Relating to Continuations	19	887	2.1%	1.3%	1.2%	1.1%
% of Patients satisfied with the dentistry they have received	2	2	N/A	92.1%	91.6%	91.5%
% of Patients satisfied with the time they had to wait for an appointment	1	2	N/A	90.8%	88.3%	87.9%

\* This is based on patients treated on this contract for their most recent course of treatment. Figures in italics indicate the base number of FP17s or Patient Questionnaire responses are less than 100. N/A is shown where the base number of responses is less than 10 during the period. % is calculated as Quantity/Base number\*100



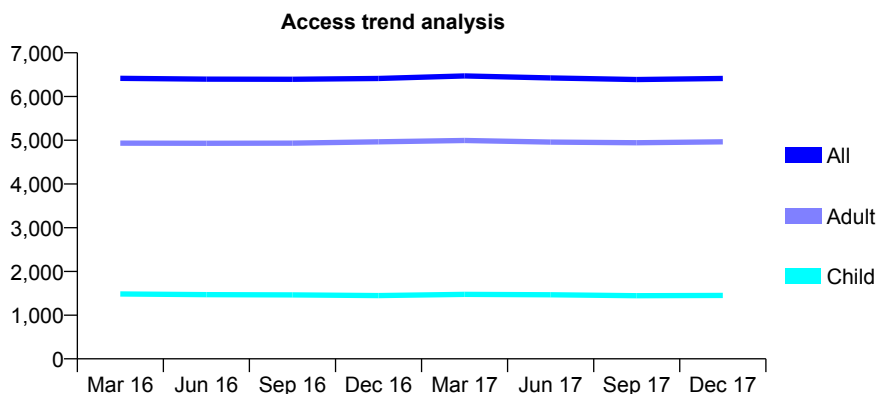
## Q44 - Vital Signs At a Glance Contract Report for 142239/0001 - December 2017

Name or company name	Banks House Dental Practice
Contract type name	GDS Contract
Purpose of contract	General
Contract start date	01/04/2006
Contract end date	

17/18 Contracted general activity (UDA)	18,342
Carry forward general activity (UDA)	71
17/18 Contracted orthodontic activity (UOA)	0
Carry forward orthodontic activity (UOA)	0
Baseline contract value	£535,828.68

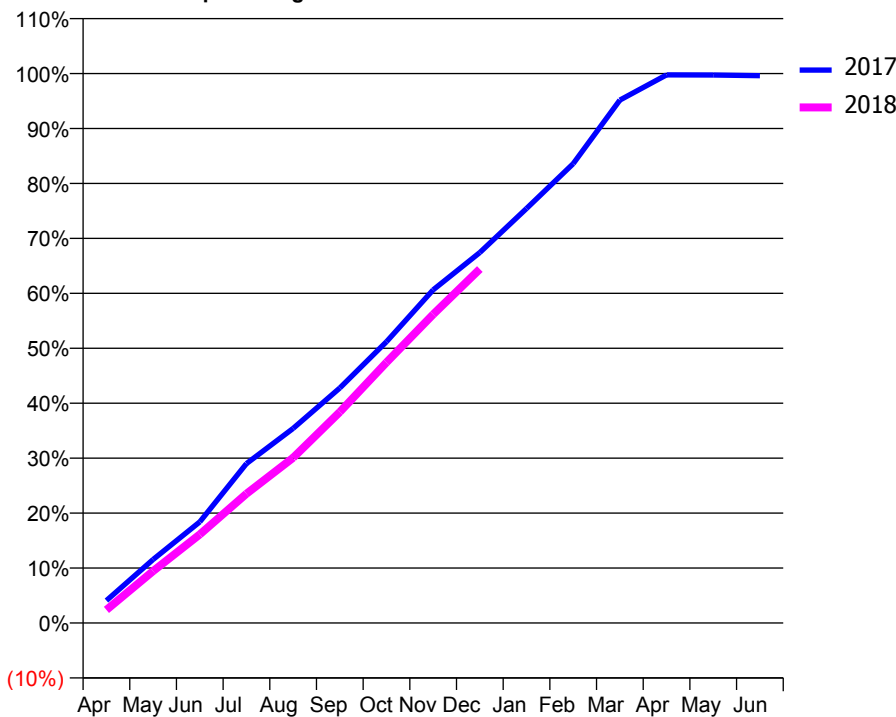
### ACCESS\*

Patients seen in 24 months	Total	Change since previous quarter
Quarter ending December 2016	6,413	
Quarter ending March 2017	6,471	→
Quarter ending June 2017	6,424	→
Quarter ending September 2017	6,387	→
Quarter ending December 2017	6,413	→
<b>Variance since December 2016</b>	<b>0.0%</b>	<b>→</b>



### ACTIVITY

Cumulative percentage of contracted UDA delivered 2017 & 2018



Month	Adjusted Scheduled Activity (UDA)	
	2017	2018
April	751	439
May	2,120	1,735
June	3,378	2,956
July	5,322	4,315
August	6,495	5,515
September	7,846	7,044
October	9,389	8,698
November	11,121	10,304
December	12,367	11,817
January	13,836	
February	15,332	
March	17,453	
April	18,297	
May	18,290	
June	18,271	

### QUALITY

	Quantity	Base Number	Contract	AT	Region	England
% of FP17s for the same patient ID Re-attending within 3 months - Children	246	1,690	14.6%	12.1%	12.9%	12.0%
% of FP17s for the same patient ID Re-attending within 3 months - Adults	490	4,007	12.2%	17.0%	16.5%	15.9%
% of FP17s for the same patient ID Re-attending between 3 & 9 months - Children	955	1,690	56.5%	57.5%	59.6%	58.0%
% of FP17s for the same patient ID Re-attending between 3 & 9 months - Adults	1,399	4,007	34.9%	51.2%	52.8%	50.5%
% of FP17s for Band 1 Urgent Courses	333	5,396	6.2%	9.6%	9.1%	9.0%
% of FP17s Relating to Free Repair or Replacements	116	5,396	2.1%	1.1%	1.0%	0.8%
% of FP17s Relating to Continuations	26	5,396	0.5%	1.3%	1.2%	1.1%
% of Patients satisfied with the dentistry they have received	12	12	100.0%	92.1%	91.6%	91.5%
% of Patients satisfied with the time they had to wait for an appointment	11	12	91.7%	90.8%	88.3%	87.9%

\* This is based on patients treated on this contract for their most recent course of treatment. Figures in italics indicate the base number of FP17s or Patient Questionnaire responses are less than 100. N/A is shown where the base number of responses is less than 10 during the period. % is calculated as Quantity/Base number\*100

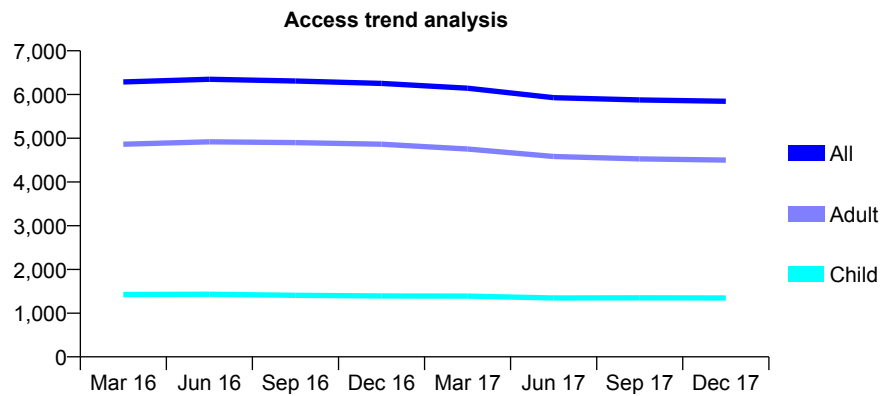
## Q44 - Vital Signs At a Glance Contract Report for 143243/0001 - December 2017

Name or company name	IDH Ltd
Contract type name	GDS Contract
Purpose of contract	General
Contract start date	01/07/2008
Contract end date	

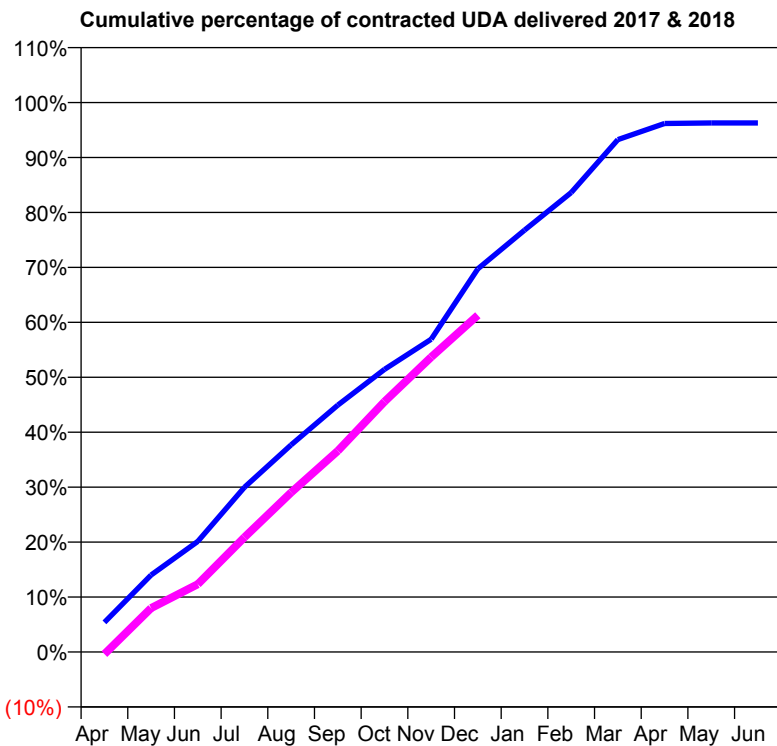
17/18 Contracted general activity (UDA)	16,035
Carry forward general activity (UDA)	598
17/18 Contracted orthodontic activity (UOA)	0
Carry forward orthodontic activity (UOA)	0
Baseline contract value	£460,092.24

### ACCESS\*

Patients seen in 24 months	Total	Change since previous quarter
Quarter ending December 2016	6,253	
Quarter ending March 2017	6,143	↓
Quarter ending June 2017	5,929	↓
Quarter ending September 2017	5,876	→
Quarter ending December 2017	5,846	→
<b>Variance since December 2016</b>	<b>(6.5%)</b>	<b>↓</b>



### ACTIVITY



Month	Adjusted Scheduled Activity (UDA)	
	2017	2018
April	867	-64
May	2,248	1,282
June	3,228	1,981
July	4,809	3,350
August	6,045	4,657
September	7,204	5,870
October	8,246	7,306
November	9,126	8,604
December	11,183	9,828
January	12,310	
February	13,407	
March	14,950	
April	15,422	
May	15,437	
June	15,437	

### QUALITY

	Quantity	Base Number	Contract	AT	Region	England
% of FP17s for the same patient ID Re-attending within 3 months - Children	86	1,274	6.8%	12.1%	12.9%	12.0%
% of FP17s for the same patient ID Re-attending within 3 months - Adults	609	4,007	15.2%	17.0%	16.5%	15.9%
% of FP17s for the same patient ID Re-attending between 3 & 9 months - Children	699	1,274	54.9%	57.5%	59.6%	58.0%
% of FP17s for the same patient ID Re-attending between 3 & 9 months - Adults	1,824	4,007	45.5%	51.2%	52.8%	50.5%
% of FP17s for Band 1 Urgent Courses	383	5,071	7.6%	9.6%	9.1%	9.0%
% of FP17s Relating to Free Repair or Replacements	29	5,071	0.6%	1.1%	1.0%	0.8%
% of FP17s Relating to Continuations	137	5,071	2.7%	1.3%	1.2%	1.1%
% of Patients satisfied with the dentistry they have received	2	3	N/A	92.1%	91.6%	91.5%
% of Patients satisfied with the time they had to wait for an appointment	2	3	N/A	90.8%	88.3%	87.9%

\* This is based on patients treated on this contract for their most recent course of treatment. Figures in italics indicate the base number of FP17s or Patient Questionnaire responses are less than 100. N/A is shown where the base number of responses is less than 10 during the period. % is calculated as Quantity/Base number\*100

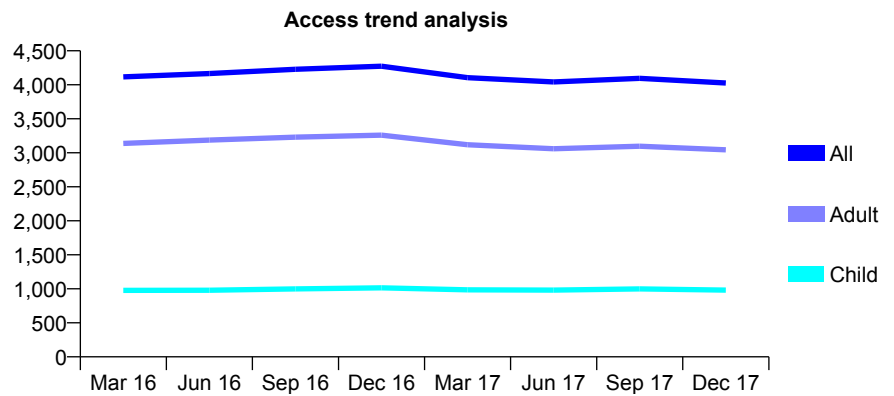
## Q44 - Vital Signs At a Glance Contract Report for 143243/0002 - December 2017

Name or company name	IDH Ltd
Contract type name	GDS Contract
Purpose of contract	General
Contract start date	01/07/2008
Contract end date	

17/18 Contracted general activity (UDA)	12,500
Carry forward general activity (UDA)	0
17/18 Contracted orthodontic activity (UOA)	0
Carry forward orthodontic activity (UOA)	0
Baseline contract value	£314,987.13

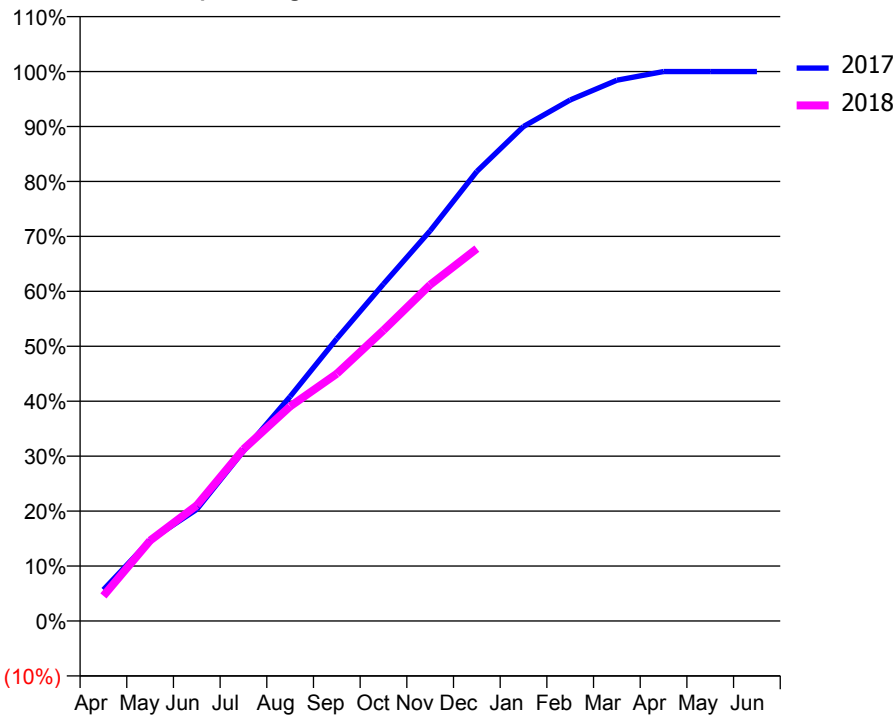
### ACCESS\*

Patients seen in 24 months	Total	Change since previous quarter
Quarter ending December 2016	4,274	
Quarter ending March 2017	4,104	↓
Quarter ending June 2017	4,042	↓
Quarter ending September 2017	4,096	→
Quarter ending December 2017	4,026	↓
<b>Variance since December 2016</b>	<b>(5.8%)</b>	<b>↓</b>



### ACTIVITY

Cumulative percentage of contracted UDA delivered 2017 & 2018



Month	Adjusted Scheduled Activity (UDA)	
	2017	2018
April	722	573
May	1,864	1,831
June	2,580	2,632
July	3,928	3,907
August	5,187	4,882
September	6,525	5,625
October	7,788	6,613
November	9,015	7,649
December	10,389	8,471
January	11,426	
February	12,040	
March	12,494	
April	12,694	
May	12,696	
June	12,696	

### QUALITY

	Quantity	Base Number	Contract	AT	Region	England
% of FP17s for the same patient ID Re-attending within 3 months - Children	69	1,127	6.1%	12.1%	12.9%	12.0%
% of FP17s for the same patient ID Re-attending within 3 months - Adults	383	3,113	12.3%	17.0%	16.5%	15.9%
% of FP17s for the same patient ID Re-attending between 3 & 9 months - Children	657	1,127	58.3%	57.5%	59.6%	58.0%
% of FP17s for the same patient ID Re-attending between 3 & 9 months - Adults	1,776	3,113	57.1%	51.2%	52.8%	50.5%
% of FP17s for Band 1 Urgent Courses	378	4,142	9.1%	9.6%	9.1%	9.0%
% of FP17s Relating to Free Repair or Replacements	35	4,142	0.8%	1.1%	1.0%	0.8%
% of FP17s Relating to Continuations	57	4,142	1.4%	1.3%	1.2%	1.1%
% of Patients satisfied with the dentistry they have received	5	5	N/A	92.1%	91.6%	91.5%
% of Patients satisfied with the time they had to wait for an appointment	5	5	N/A	90.8%	88.3%	87.9%

\* This is based on patients treated on this contract for their most recent course of treatment. Figures in italics indicate the base number of FP17s or Patient Questionnaire responses are less than 100. N/A is shown where the base number of responses is less than 10 during the period. % is calculated as Quantity/Base number\*100

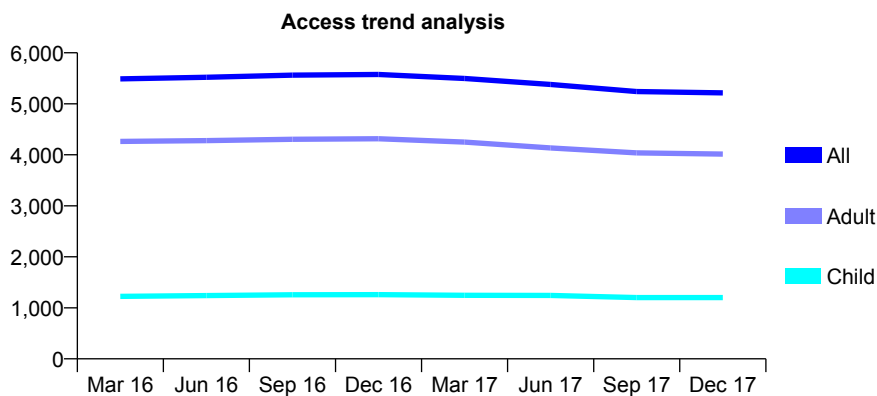
## Q44 - Vital Signs At a Glance Contract Report for 143243/0003 - December 2017

Name or company name	IDH Ltd
Contract type name	GDS Contract
Purpose of contract	General
Contract start date	01/07/2008
Contract end date	

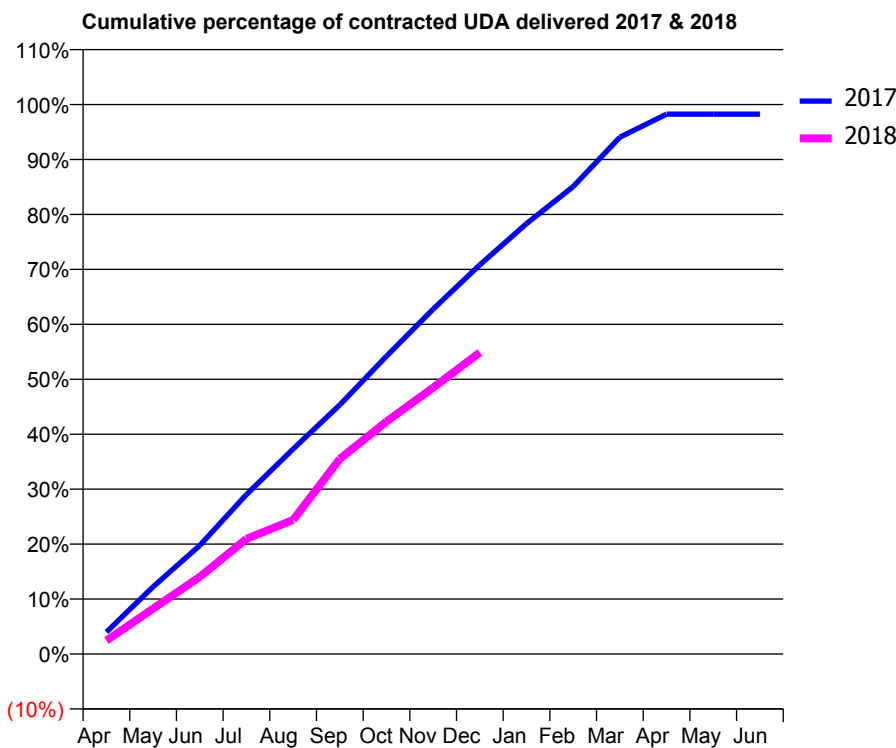
17/18 Contracted general activity (UDA)	15,700
Carry forward general activity (UDA)	274
17/18 Contracted orthodontic activity (UOA)	0
Carry forward orthodontic activity (UOA)	0
Baseline contract value	£443,389.02

### ACCESS\*

Patients seen in 24 months	Total	Change since previous quarter
Quarter ending December 2016	5,574	
Quarter ending March 2017	5,496	↓
Quarter ending June 2017	5,379	↓
Quarter ending September 2017	5,241	↓
Quarter ending December 2017	5,214	→
<b>Variance since December 2016</b>	<b>(6.5%)</b>	<b>↓</b>



### ACTIVITY



Month	Adjusted Scheduled Activity (UDA)	
	2017	2018
April	627	381
May	1,922	1,296
June	3,105	2,205
July	4,559	3,291
August	5,857	3,830
September	7,119	5,576
October	8,511	6,642
November	9,856	7,610
December	11,121	8,617
January	12,297	
February	13,356	
March	14,765	
April	15,426	
May	15,426	
June	15,426	

### QUALITY

	Quantity	Base Number	Contract	AT	Region	England
% of FP17s for the same patient ID Re-attending within 3 months - Children	80	1,280	6.3%	12.1%	12.9%	12.0%
% of FP17s for the same patient ID Re-attending within 3 months - Adults	602	3,569	16.9%	17.0%	16.5%	15.9%
% of FP17s for the same patient ID Re-attending between 3 & 9 months - Children	805	1,280	62.9%	57.5%	59.6%	58.0%
% of FP17s for the same patient ID Re-attending between 3 & 9 months - Adults	1,666	3,569	46.7%	51.2%	52.8%	50.5%
% of FP17s for Band 1 Urgent Courses	458	4,605	9.9%	9.6%	9.1%	9.0%
% of FP17s Relating to Free Repair or Replacements	52	4,605	1.1%	1.1%	1.0%	0.8%
% of FP17s Relating to Continuations	100	4,605	2.2%	1.3%	1.2%	1.1%
% of Patients satisfied with the dentistry they have received	20	20	100.0%	92.1%	91.6%	91.5%
% of Patients satisfied with the time they had to wait for an appointment	19	20	95.0%	90.8%	88.3%	87.9%

\* This is based on patients treated on this contract for their most recent course of treatment. Figures in italics indicate the base number of FP17s or Patient Questionnaire responses are less than 100. N/A is shown where the base number of responses is less than 10 during the period. % is calculated as Quantity/Base number\*100

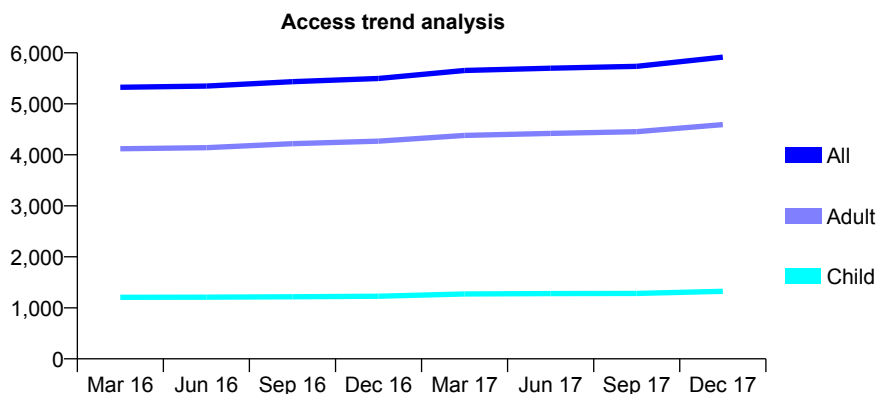
## Q44 - Vital Signs At a Glance Contract Report for 143243/0004 - December 2017

Name or company name	IDH Ltd
Contract type name	GDS Contract
Purpose of contract	General
Contract start date	01/07/2008
Contract end date	

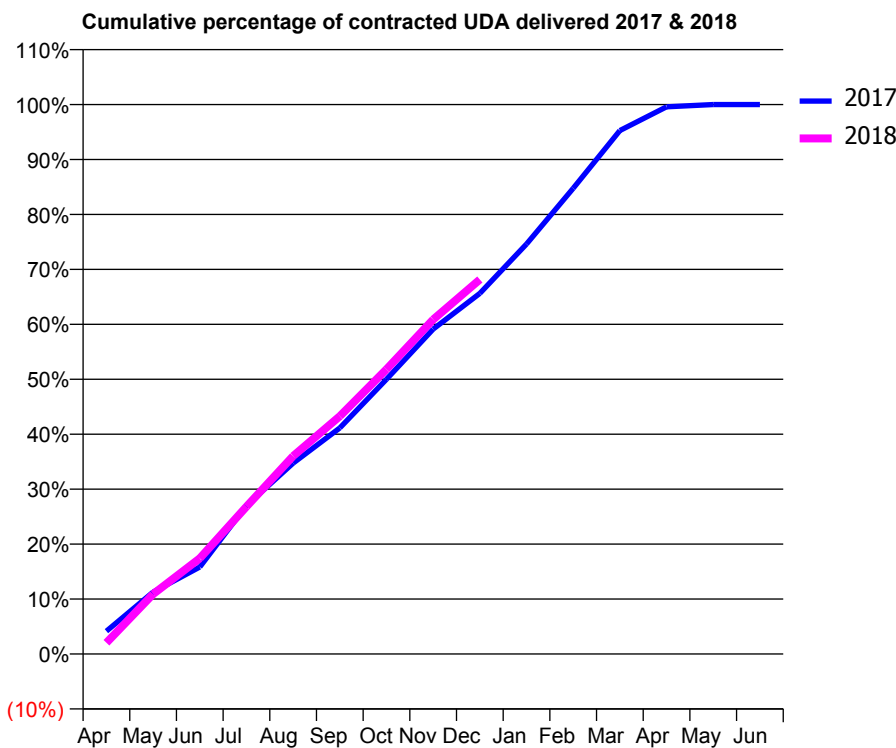
17/18 Contracted general activity (UDA)	17,095
Carry forward general activity (UDA)	0
17/18 Contracted orthodontic activity (UOA)	0
Carry forward orthodontic activity (UOA)	0
Baseline contract value	£367,821.61

### ACCESS\*

Patients seen in 24 months	Total	Change since previous quarter
Quarter ending December 2016	5,496	
Quarter ending March 2017	5,653	↑
Quarter ending June 2017	5,699	→
Quarter ending September 2017	5,735	→
Quarter ending December 2017	5,916	↑
<b>Variance since December 2016</b>	<b>7.6%</b>	<b>↑</b>



### ACTIVITY



Month	Adjusted Scheduled Activity (UDA)	
	2017	2018
April	717	349
May	1,940	1,866
June	2,725	2,978
July	4,652	4,587
August	5,981	6,157
September	7,081	7,397
October	8,606	8,859
November	10,177	10,408
December	11,297	11,651
January	12,842	
February	14,586	
March	16,395	
April	17,139	
May	17,211	
June	17,212	

### QUALITY

	Quantity	Base Number	Contract	AT	Region	England
% of FP17s for the same patient ID Re-attending within 3 months - Children	69	1,382	5.0%	12.1%	12.9%	12.0%
% of FP17s for the same patient ID Re-attending within 3 months - Adults	518	4,491	11.5%	17.0%	16.5%	15.9%
% of FP17s for the same patient ID Re-attending between 3 & 9 months - Children	799	1,382	57.8%	57.5%	59.6%	58.0%
% of FP17s for the same patient ID Re-attending between 3 & 9 months - Adults	2,467	4,491	54.9%	51.2%	52.8%	50.5%
% of FP17s for Band 1 Urgent Courses	363	5,524	6.6%	9.6%	9.1%	9.0%
% of FP17s Relating to Free Repair or Replacements	59	5,524	1.1%	1.1%	1.0%	0.8%
% of FP17s Relating to Continuations	75	5,524	1.4%	1.3%	1.2%	1.1%
% of Patients satisfied with the dentistry they have received	12	14	85.7%	92.1%	91.6%	91.5%
% of Patients satisfied with the time they had to wait for an appointment	10	14	71.4%	90.8%	88.3%	87.9%

\* This is based on patients treated on this contract for their most recent course of treatment. Figures in italics indicate the base number of FP17s or Patient Questionnaire responses are less than 100. N/A is shown where the base number of responses is less than 10 during the period. % is calculated as Quantity/Base number\*100

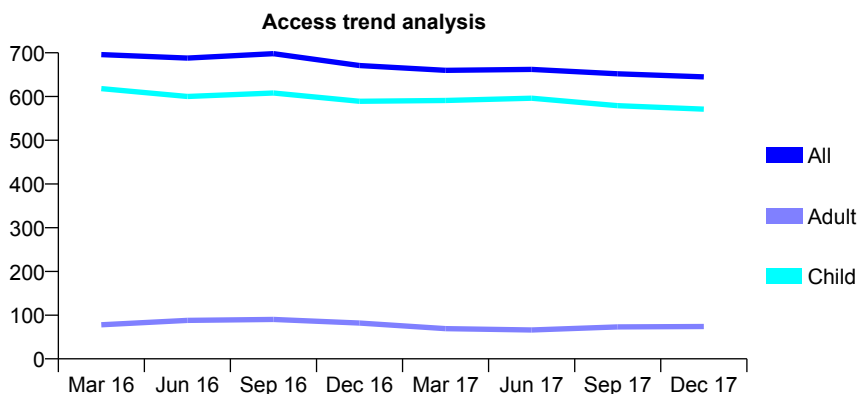
## Q44 - Vital Signs At a Glance Contract Report for 144606/0001 - December 2017

Name or company name	Rock House Dental Practice
Contract type name	GDS Contract
Purpose of contract	General
Contract start date	01/11/2011
Contract end date	

17/18 Contracted general activity (UDA)	1,498
Carry forward general activity (UDA)	0
17/18 Contracted orthodontic activity (UOA)	0
Carry forward orthodontic activity (UOA)	0
Baseline contract value	£38,485.41

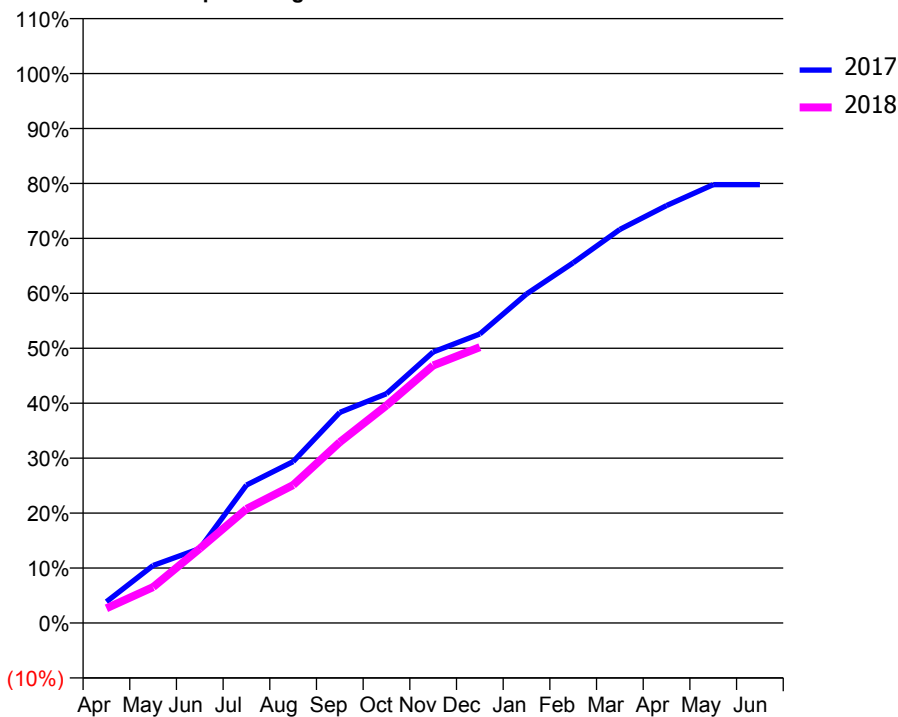
### ACCESS\*

Patients seen in 24 months	Total	Change since previous quarter
Quarter ending December 2016	671	
Quarter ending March 2017	660	↓
Quarter ending June 2017	662	→
Quarter ending September 2017	652	↓
Quarter ending December 2017	645	↓
<b>Variance since December 2016</b>	<b>(3.9%)</b>	<b>↓</b>



### ACTIVITY

Cumulative percentage of contracted UDA delivered 2017 & 2018



Month	Adjusted Scheduled Activity (UDA)	
	2017	2018
April	58	40
May	157	98
June	203	203
July	376	311
August	440	376
September	574	493
October	625	593
November	739	702
December	788	752
January	897	
February	982	
March	1,073	
April	1,138	
May	1,195	
June	1,195	

### QUALITY

	Quantity	Base Number	Contract	AT	Region	England
% of FP17s for the same patient ID Re-attending within 3 months - Children	43	678	6.3%	12.1%	12.9%	12.0%
% of FP17s for the same patient ID Re-attending within 3 months - Adults	0	0	N/A	17.0%	16.5%	15.9%
% of FP17s for the same patient ID Re-attending between 3 & 9 months - Children	416	678	61.4%	57.5%	59.6%	58.0%
% of FP17s for the same patient ID Re-attending between 3 & 9 months - Adults	0	0	N/A	51.2%	52.8%	50.5%
% of FP17s for Band 1 Urgent Courses	0	594	0.0%	9.6%	9.1%	9.0%
% of FP17s Relating to Free Repair or Replacements	0	594	0.0%	1.1%	1.0%	0.8%
% of FP17s Relating to Continuations	15	594	2.5%	1.3%	1.2%	1.1%
% of Patients satisfied with the dentistry they have received	5	5	N/A	92.1%	91.6%	91.5%
% of Patients satisfied with the time they had to wait for an appointment	5	5	N/A	90.8%	88.3%	87.9%

\* This is based on patients treated on this contract for their most recent course of treatment. Figures in italics indicate the base number of FP17s or Patient Questionnaire responses are less than 100. N/A is shown where the base number of responses is less than 10 during the period. % is calculated as Quantity/Base number\*100

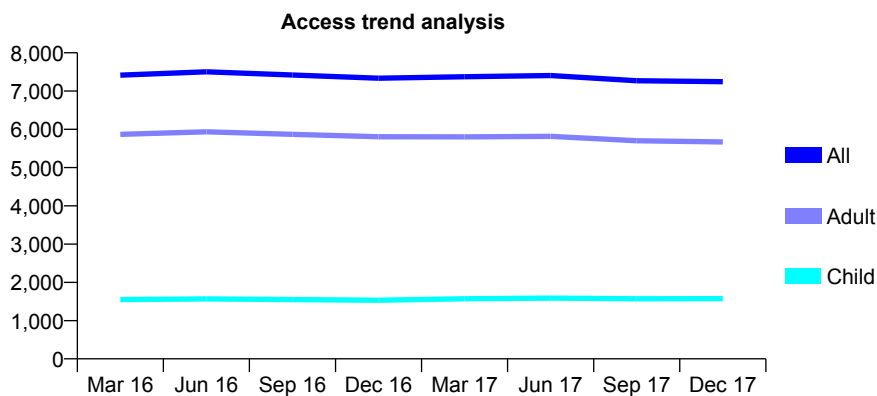
## Q44 - Vital Signs At a Glance Contract Report for 144673/0001 - December 2017

Name or company name	WK Dent Limited
Contract type name	GDS Contract
Purpose of contract	General
Contract start date	01/04/2010
Contract end date	

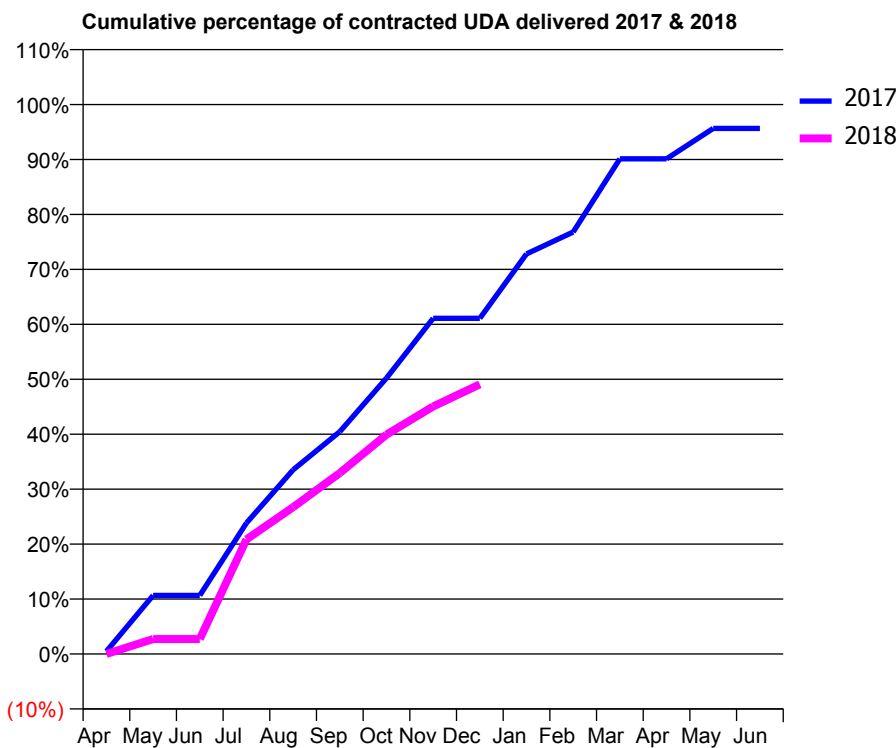
17/18 Contracted general activity (UDA)	24,500
Carry forward general activity (UDA)	0
17/18 Contracted orthodontic activity (UOA)	0
Carry forward orthodontic activity (UOA)	0
Baseline contract value	£538,952.37

### ACCESS\*

Patients seen in 24 months	Total	Change since previous quarter
Quarter ending December 2016	7,337	
Quarter ending March 2017	7,374	→
Quarter ending June 2017	7,406	→
Quarter ending September 2017	7,270	↓
Quarter ending December 2017	7,244	→
<b>Variance since December 2016</b>	<b>(1.3%)</b>	<b>↓</b>



### ACTIVITY



Month	Adjusted Scheduled Activity (UDA)	
	2017	2018
April	122	0
May	2,615	671
June	2,615	671
July	5,841	5,109
August	8,214	6,552
September	9,914	8,073
October	12,307	9,784
November	14,970	11,036
December	14,970	12,024
January	17,839	
February	18,816	
March	22,080	
April	22,080	
May	23,435	
June	23,435	

### QUALITY

	Quantity	Base Number	Contract	AT	Region	England
% of FP17s for the same patient ID Re-attending within 3 months - Children	106	1,639	6.5%	12.1%	12.9%	12.0%
% of FP17s for the same patient ID Re-attending within 3 months - Adults	907	5,952	15.2%	17.0%	16.5%	15.9%
% of FP17s for the same patient ID Re-attending between 3 & 9 months - Children	1,234	1,639	75.3%	57.5%	59.6%	58.0%
% of FP17s for the same patient ID Re-attending between 3 & 9 months - Adults	4,143	5,952	69.6%	51.2%	52.8%	50.5%
% of FP17s for Band 1 Urgent Courses	316	6,860	4.6%	9.6%	9.1%	9.0%
% of FP17s Relating to Free Repair or Replacements	40	6,860	0.6%	1.1%	1.0%	0.8%
% of FP17s Relating to Continuations	21	6,860	0.3%	1.3%	1.2%	1.1%
% of Patients satisfied with the dentistry they have received	11	12	91.7%	92.1%	91.6%	91.5%
% of Patients satisfied with the time they had to wait for an appointment	9	12	75.0%	90.8%	88.3%	87.9%

\* This is based on patients treated on this contract for their most recent course of treatment. Figures in italics indicate the base number of FP17s or Patient Questionnaire responses are less than 100. N/A is shown where the base number of responses is less than 10 during the period. % is calculated as Quantity/Base number\*100

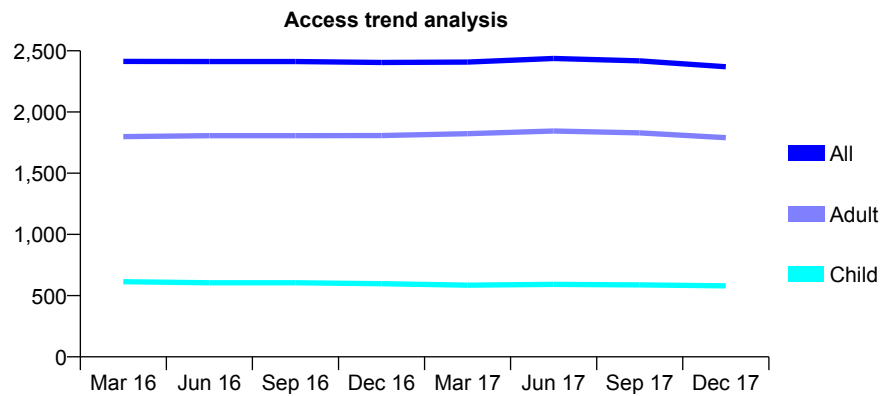
## Q44 - Vital Signs At a Glance Contract Report for 145378/0001 - December 2017

Name or company name	Medinox Ltd
Contract type name	GDS Contract
Purpose of contract	General
Contract start date	01/01/2007
Contract end date	

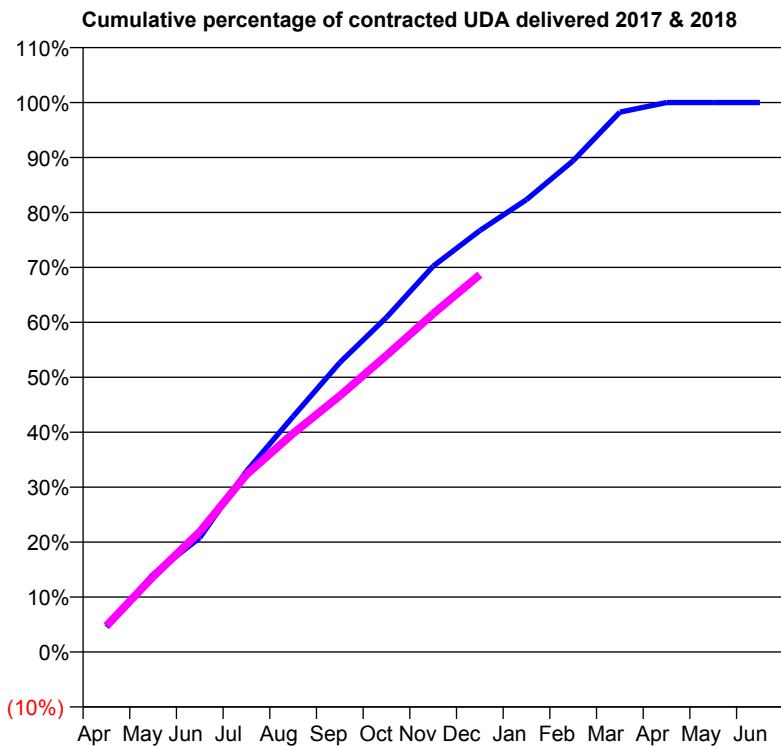
17/18 Contracted general activity (UDA)	8,631
Carry forward general activity (UDA)	0
17/18 Contracted orthodontic activity (UOA)	0
Carry forward orthodontic activity (UOA)	0
Baseline contract value	£207,572.67

### ACCESS\*

Patients seen in 24 months	Total	Change since previous quarter
Quarter ending December 2016	2,405	
Quarter ending March 2017	2,408	→
Quarter ending June 2017	2,437	→
Quarter ending September 2017	2,418	→
Quarter ending December 2017	2,370	↓
<b>Variance since December 2016</b>	<b>(1.5%)</b>	<b>↓</b>



### ACTIVITY



Month	Adjusted Scheduled Activity (UDA)	
	2017	2018
April	401	410
May	1,244	1,184
June	1,832	1,887
July	2,894	2,786
August	3,772	3,434
September	4,636	4,025
October	5,359	4,660
November	6,179	5,313
December	6,750	5,927
January	7,246	
February	7,868	
March	8,647	
April	8,800	
May	8,801	
June	8,801	

### QUALITY

	Quantity	Base Number	Contract	AT	Region	England
% of FP17s for the same patient ID Re-attending within 3 months - Children	44	672	6.5%	12.1%	12.9%	12.0%
% of FP17s for the same patient ID Re-attending within 3 months - Adults	328	2,065	15.9%	17.0%	16.5%	15.9%
% of FP17s for the same patient ID Re-attending between 3 & 9 months - Children	436	672	64.9%	57.5%	59.6%	58.0%
% of FP17s for the same patient ID Re-attending between 3 & 9 months - Adults	1,125	2,065	54.5%	51.2%	52.8%	50.5%
% of FP17s for Band 1 Urgent Courses	163	2,661	6.1%	9.6%	9.1%	9.0%
% of FP17s Relating to Free Repair or Replacements	19	2,661	0.7%	1.1%	1.0%	0.8%
% of FP17s Relating to Continuations	48	2,661	1.8%	1.3%	1.2%	1.1%
% of Patients satisfied with the dentistry they have received	7	7	N/A	92.1%	91.6%	91.5%
% of Patients satisfied with the time they had to wait for an appointment	7	7	N/A	90.8%	88.3%	87.9%

\* This is based on patients treated on this contract for their most recent course of treatment. Figures in italics indicate the base number of FP17s or Patient Questionnaire responses are less than 100. N/A is shown where the base number of responses is less than 10 during the period. % is calculated as Quantity/Base number\*100



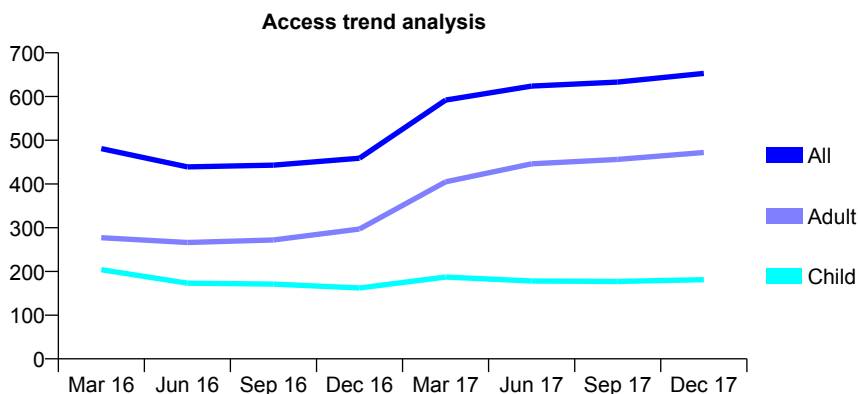
## Q44 - Vital Signs At a Glance Contract Report for 146951/0001 - December 2017

Name or company name	Chester Smiles
Contract type name	GDS Contract
Purpose of contract	General
Contract start date	01/04/2014
Contract end date	

17/18 Contracted general activity (UDA)	1,400
Carry forward general activity (UDA)	56
17/18 Contracted orthodontic activity (UOA)	0
Carry forward orthodontic activity (UOA)	0
Baseline contract value	£29,916.49

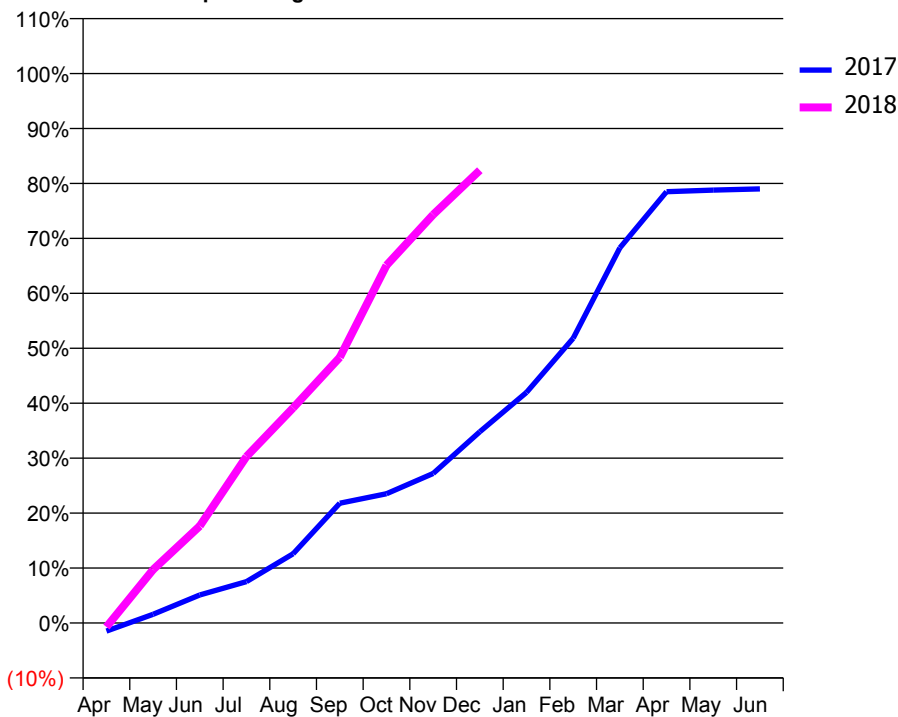
### ACCESS\*

Patients seen in 24 months	Total	Change since previous quarter
Quarter ending December 2016	459	
Quarter ending March 2017	592	↑
Quarter ending June 2017	624	↑
Quarter ending September 2017	633	→
Quarter ending December 2017	653	↑
<b>Variance since December 2016</b>	<b>42.3%</b>	<b>↑</b>



### ACTIVITY

Cumulative percentage of contracted UDA delivered 2017 & 2018



Month	Adjusted Scheduled Activity (UDA)	
	2017	2018
April	-21	-10
May	22	136
June	71	247
July	106	424
August	177	548
September	305	677
October	329	911
November	381	1,040
December	487	1,154
January	588	
February	725	
March	956	
April	1,099	
May	1,103	
June	1,106	

### QUALITY

	Quantity	Base Number	Contract	AT	Region	England
% of FP17s for the same patient ID Re-attending within 3 months - Children	20	228	8.8%	12.1%	12.9%	12.0%
% of FP17s for the same patient ID Re-attending within 3 months - Adults	80	503	15.9%	17.0%	16.5%	15.9%
% of FP17s for the same patient ID Re-attending between 3 & 9 months - Children	119	228	52.2%	57.5%	59.6%	58.0%
% of FP17s for the same patient ID Re-attending between 3 & 9 months - Adults	175	503	34.8%	51.2%	52.8%	50.5%
% of FP17s for Band 1 Urgent Courses	23	658	3.5%	9.6%	9.1%	9.0%
% of FP17s Relating to Free Repair or Replacements	0	658	0.0%	1.1%	1.0%	0.8%
% of FP17s Relating to Continuations	32	658	4.9%	1.3%	1.2%	1.1%
% of Patients satisfied with the dentistry they have received	1	1	N/A	92.1%	91.6%	91.5%
% of Patients satisfied with the time they had to wait for an appointment	1	1	N/A	90.8%	88.3%	87.9%

\* This is based on patients treated on this contract for their most recent course of treatment. Figures in italics indicate the base number of FP17s or Patient Questionnaire responses are less than 100. N/A is shown where the base number of responses is less than 10 during the period. % is calculated as Quantity/Base number\*100

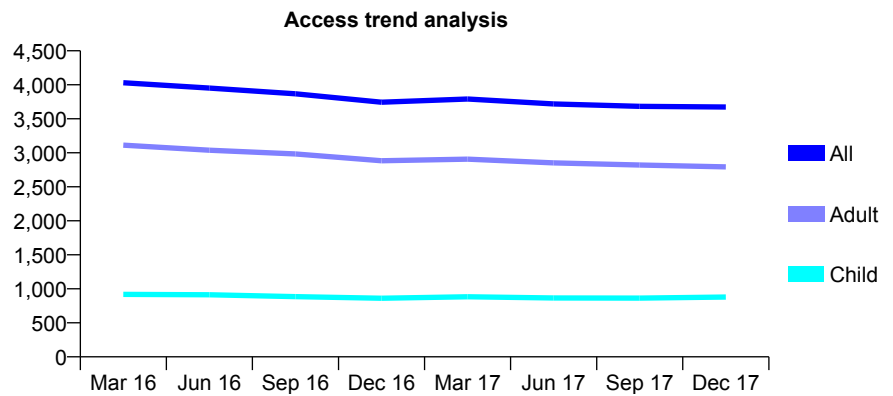
## Q44 - Vital Signs At a Glance Contract Report for 146986/0001 - December 2017

Name or company name	Middlewich Street Dental Practice Ltd
Contract type name	GDS Contract
Purpose of contract	General
Contract start date	01/06/2011
Contract end date	

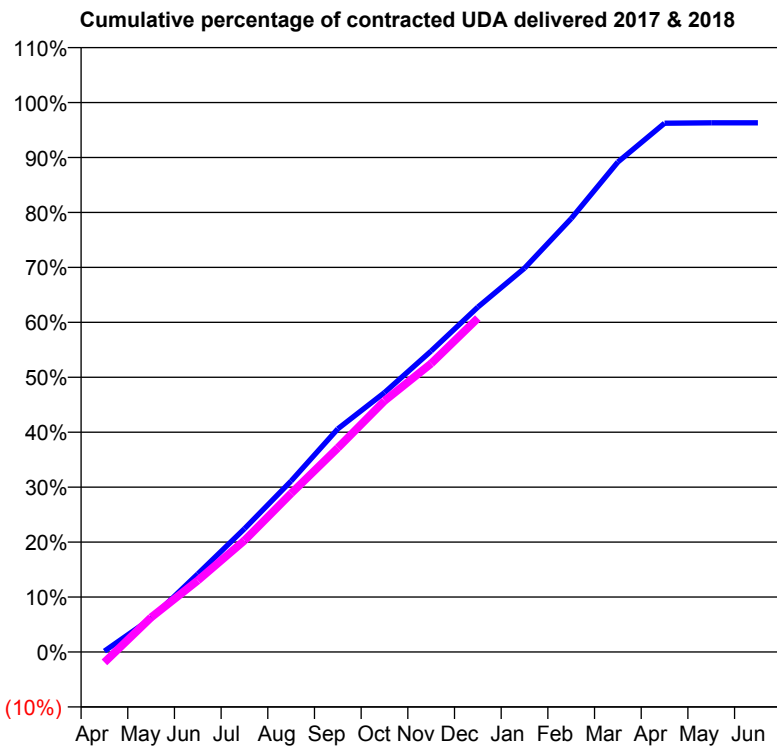
17/18 Contracted general activity (UDA)	12,106
Carry forward general activity (UDA)	449
17/18 Contracted orthodontic activity (UOA)	0
Carry forward orthodontic activity (UOA)	0
Baseline contract value	£346,699.13

### ACCESS\*

Patients seen in 24 months	Total	Change since previous quarter
Quarter ending December 2016	3,745	
Quarter ending March 2017	3,791	→
Quarter ending June 2017	3,718	↓
Quarter ending September 2017	3,683	→
Quarter ending December 2017	3,674	→
<b>Variance since December 2016</b>	<b>(1.9%)</b>	<b>↓</b>



### ACTIVITY



Month	Adjusted Scheduled Activity (UDA)	
	2017	2018
April	19	-230
May	738	762
June	1,721	1,577
July	2,717	2,457
August	3,767	3,496
September	4,917	4,496
October	5,716	5,532
November	6,632	6,356
December	7,599	7,355
January	8,455	
February	9,548	
March	10,795	
April	11,648	
May	11,657	
June	11,657	

### QUALITY

	Quantity	Base Number	Contract	AT	Region	England
% of FP17s for the same patient ID Re-attending within 3 months - Children	88	968	9.1%	12.1%	12.9%	12.0%
% of FP17s for the same patient ID Re-attending within 3 months - Adults	358	3,165	11.3%	17.0%	16.5%	15.9%
% of FP17s for the same patient ID Re-attending between 3 & 9 months - Children	532	968	55.0%	57.5%	59.6%	58.0%
% of FP17s for the same patient ID Re-attending between 3 & 9 months - Adults	1,942	3,165	61.4%	51.2%	52.8%	50.5%
% of FP17s for Band 1 Urgent Courses	164	3,699	4.4%	9.6%	9.1%	9.0%
% of FP17s Relating to Free Repair or Replacements	22	3,699	0.6%	1.1%	1.0%	0.8%
% of FP17s Relating to Continuations	17	3,699	0.5%	1.3%	1.2%	1.1%
% of Patients satisfied with the dentistry they have received	7	7	N/A	92.1%	91.6%	91.5%
% of Patients satisfied with the time they had to wait for an appointment	6	7	N/A	90.8%	88.3%	87.9%

\* This is based on patients treated on this contract for their most recent course of treatment. Figures in italics indicate the base number of FP17s or Patient Questionnaire responses are less than 100. N/A is shown where the base number of responses is less than 10 during the period. % is calculated as Quantity/Base number\*100

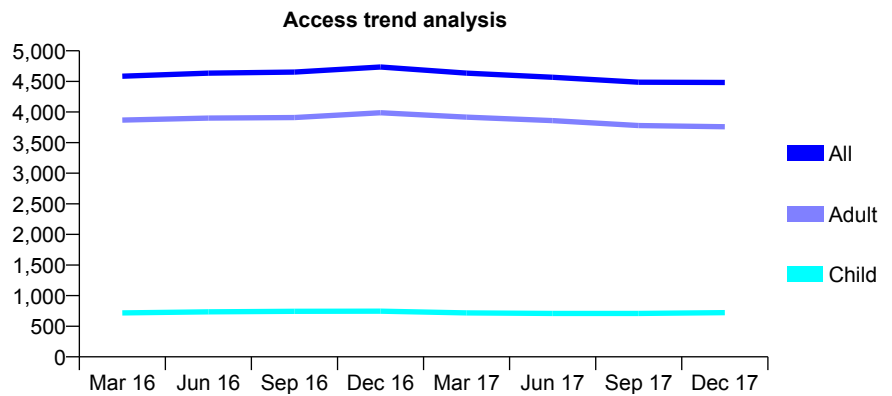
## Q44 - Vital Signs At a Glance Contract Report for 147079/0001 - December 2017

Name or company name	McTooth Limited
Contract type name	GDS Contract
Purpose of contract	General
Contract start date	01/08/2010
Contract end date	

17/18 Contracted general activity (UDA)	13,128
Carry forward general activity (UDA)	0
17/18 Contracted orthodontic activity (UOA)	0
Carry forward orthodontic activity (UOA)	0
Baseline contract value	£321,268.49

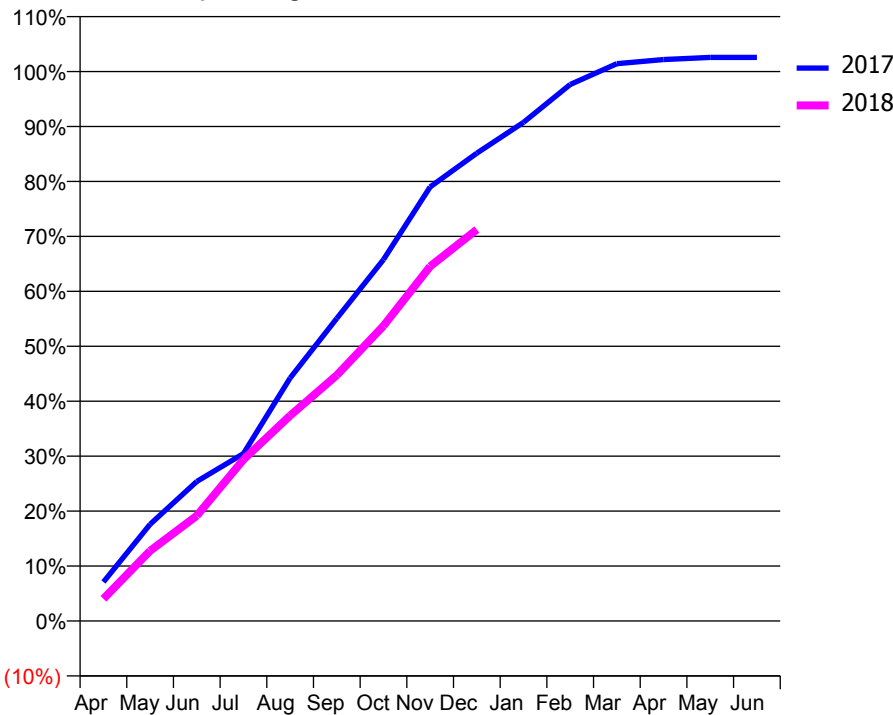
### ACCESS\*

Patients seen in 24 months	Total	Change since previous quarter
Quarter ending December 2016	4,736	
Quarter ending March 2017	4,634	↓
Quarter ending June 2017	4,568	↓
Quarter ending September 2017	4,487	↓
Quarter ending December 2017	4,483	→
<b>Variance since December 2016</b>	<b>(5.3%)</b>	<b>↓</b>



### ACTIVITY

Cumulative percentage of contracted UDA delivered 2017 & 2018



Month	Adjusted Scheduled Activity (UDA)	
	2017	2018
April	952	529
May	2,357	1,678
June	3,402	2,514
July	4,079	3,855
August	5,924	4,907
September	7,376	5,873
October	8,806	7,053
November	10,579	8,472
December	11,402	9,353
January	12,152	
February	13,075	
March	13,583	
April	13,683	
May	13,734	
June	13,736	

### QUALITY

	Quantity	Base Number	Contract	AT	Region	England
% of FP17s for the same patient ID Re-attending within 3 months - Children	50	799	6.3%	12.1%	12.9%	12.0%
% of FP17s for the same patient ID Re-attending within 3 months - Adults	404	3,867	10.4%	17.0%	16.5%	15.9%
% of FP17s for the same patient ID Re-attending between 3 & 9 months - Children	409	799	51.2%	57.5%	59.6%	58.0%
% of FP17s for the same patient ID Re-attending between 3 & 9 months - Adults	2,081	3,867	53.8%	51.2%	52.8%	50.5%
% of FP17s for Band 1 Urgent Courses	378	4,610	8.2%	9.6%	9.1%	9.0%
% of FP17s Relating to Free Repair or Replacements	13	4,610	0.3%	1.1%	1.0%	0.8%
% of FP17s Relating to Continuations	19	4,610	0.4%	1.3%	1.2%	1.1%
% of Patients satisfied with the dentistry they have received	15	16	93.8%	92.1%	91.6%	91.5%
% of Patients satisfied with the time they had to wait for an appointment	15	16	93.8%	90.8%	88.3%	87.9%

\* This is based on patients treated on this contract for their most recent course of treatment. Figures in italics indicate the base number of FP17s or Patient Questionnaire responses are less than 100. N/A is shown where the base number of responses is less than 10 during the period. % is calculated as Quantity/Base number\*100

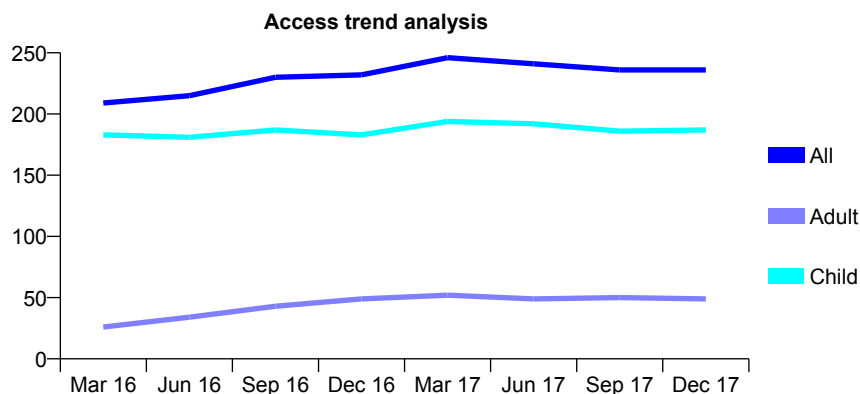
## Q44 - Vital Signs At a Glance Contract Report for 148059/0001 - December 2017

Name or company name	Globe Dental Practice
Contract type name	GDS Contract
Purpose of contract	General
Contract start date	01/06/2015
Contract end date	

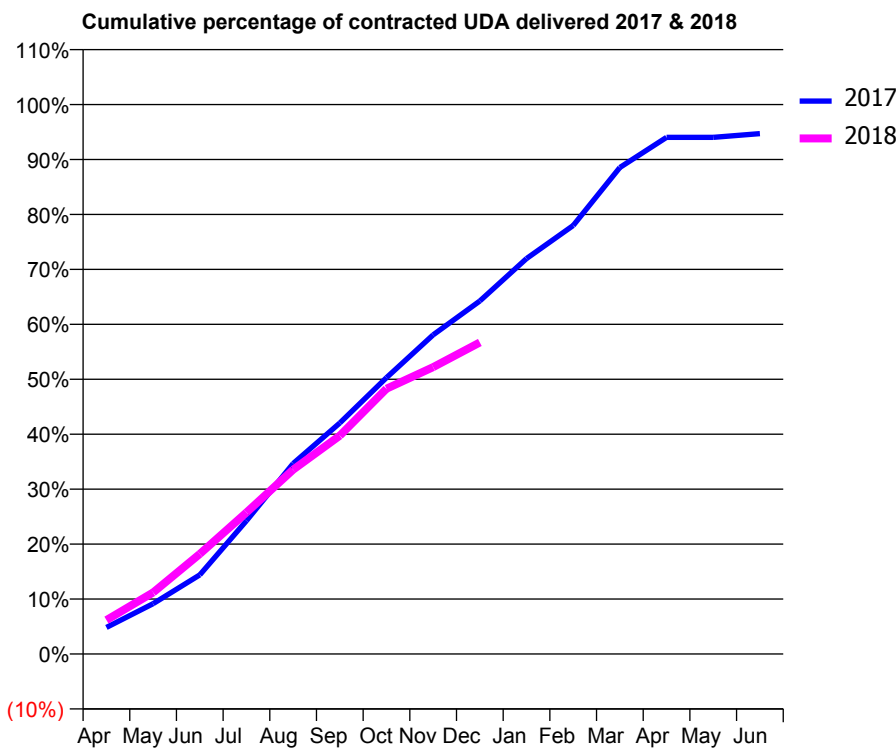
17/18 Contracted general activity (UDA)	1,299
Carry forward general activity (UDA)	0
17/18 Contracted orthodontic activity (UOA)	0
Carry forward orthodontic activity (UOA)	0
Baseline contract value	£30,743.77

### ACCESS\*

Patients seen in 24 months	Total	Change since previous quarter
Quarter ending December 2016	232	
Quarter ending March 2017	246	↑
Quarter ending June 2017	241	↓
Quarter ending September 2017	236	↓
Quarter ending December 2017	236	→
<b>Variance since December 2016</b>	<b>1.7%</b>	<b>→</b>



### ACTIVITY



Month	Adjusted Scheduled Activity (UDA)	
	2017	2018
April	63	80
May	119	145
June	187	237
July	315	335
August	450	436
September	546	516
October	653	627
November	755	678
December	835	736
January	935	
February	1,013	
March	1,150	
April	1,221	
May	1,221	
June	1,230	

### QUALITY

	Quantity	Base Number	Contract	AT	Region	England
% of FP17s for the same patient ID Re-attending within 3 months - Children	52	287	18.1%	12.1%	12.9%	12.0%
% of FP17s for the same patient ID Re-attending within 3 months - Adults	9	27	33.3%	17.0%	16.5%	15.9%
% of FP17s for the same patient ID Re-attending between 3 & 9 months - Children	169	287	58.9%	57.5%	59.6%	58.0%
% of FP17s for the same patient ID Re-attending between 3 & 9 months - Adults	14	27	51.9%	51.2%	52.8%	50.5%
% of FP17s for Band 1 Urgent Courses	7	298	2.3%	9.6%	9.1%	9.0%
% of FP17s Relating to Free Repair or Replacements	0	298	0.0%	1.1%	1.0%	0.8%
% of FP17s Relating to Continuations	2	298	0.7%	1.3%	1.2%	1.1%
% of Patients satisfied with the dentistry they have received	0	0	N/A	92.1%	91.6%	91.5%
% of Patients satisfied with the time they had to wait for an appointment	0	0	N/A	90.8%	88.3%	87.9%

\* This is based on patients treated on this contract for their most recent course of treatment. Figures in italics indicate the base number of FP17s or Patient Questionnaire responses are less than 100. N/A is shown where the base number of responses is less than 10 during the period. % is calculated as Quantity/Base number\*100

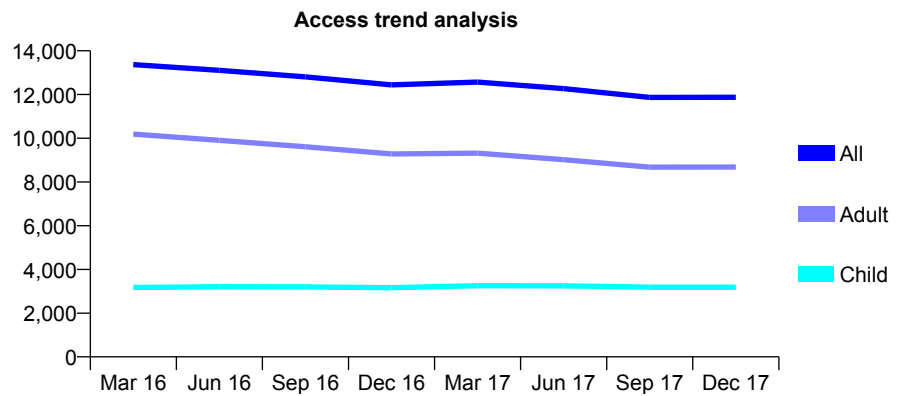
## Q44 - Vital Signs At a Glance Contract Report for 150428/0001 - December 2017

Name or company name	The Parks Dental Partnership
Contract type name	Pilot Contract
Purpose of contract	General
Contract start date	01/04/2011
Contract end date	

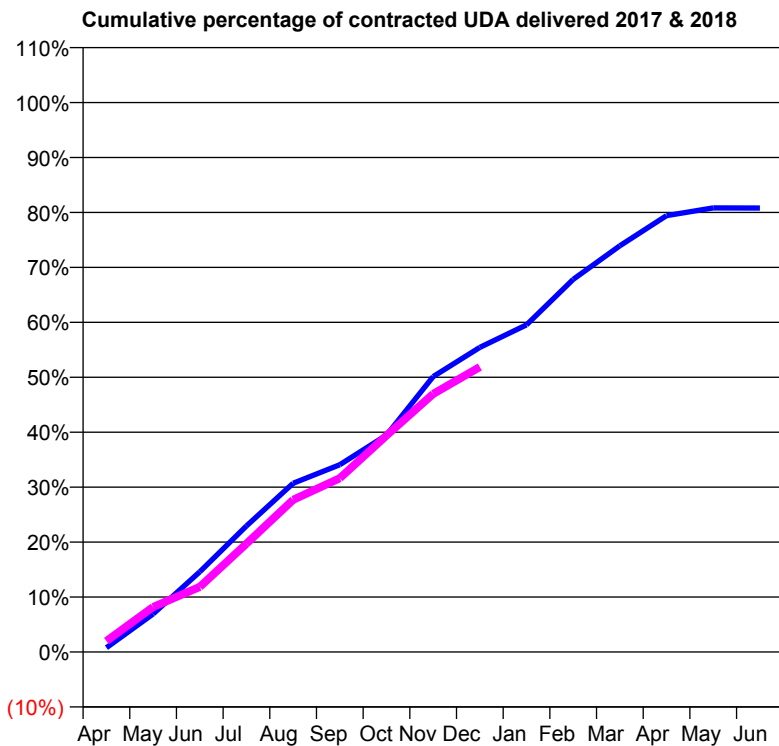
17/18 Contracted general activity (UDA)	39,868
Carry forward general activity (UDA)	0
17/18 Contracted orthodontic activity (UOA)	0
Carry forward orthodontic activity (UOA)	0
Baseline contract value	£1,206,060.09

### ACCESS\*

Patients seen in 24 months	Total	Change since previous quarter
Quarter ending December 2016	12,444	
Quarter ending March 2017	12,568	→
Quarter ending June 2017	12,268	↓
Quarter ending September 2017	11,867	↓
Quarter ending December 2017	11,874	→
<b>Variance since December 2016</b>	<b>(4.6%)</b>	<b>↓</b>



### ACTIVITY



Month	Adjusted Scheduled Activity (UDA)	
	2017	2018
April	319	801
May	2,765	3,265
June	5,818	4,727
July	9,150	7,865
August	12,244	11,041
September	13,583	12,610
October	15,731	15,711
November	19,987	18,727
December	22,101	20,678
January	23,733	
February	27,038	
March	29,472	
April	31,659	
May	32,224	
June	32,211	

### QUALITY

	Quantity	Base Number	Contract	AT	Region	England
% of FP17s for the same patient ID Re-attending within 3 months - Children	153	2,581	5.9%	12.1%	12.9%	12.0%
% of FP17s for the same patient ID Re-attending within 3 months - Adults	814	6,730	12.1%	17.0%	16.5%	15.9%
% of FP17s for the same patient ID Re-attending between 3 & 9 months - Children	892	2,581	34.6%	57.5%	59.6%	58.0%
% of FP17s for the same patient ID Re-attending between 3 & 9 months - Adults	2,647	6,730	39.3%	51.2%	52.8%	50.5%
% of FP17s for Band 1 Urgent Courses	69	7,901	0.9%	9.6%	9.1%	9.0%
% of FP17s Relating to Free Repair or Replacements	87	7,901	1.1%	1.1%	1.0%	0.8%
% of FP17s Relating to Continuations	170	7,901	2.2%	1.3%	1.2%	1.1%
% of Patients satisfied with the dentistry they have received	12	13	92.3%	92.1%	91.6%	91.5%
% of Patients satisfied with the time they had to wait for an appointment	9	13	69.2%	90.8%	88.3%	87.9%

\* This is based on patients treated on this contract for their most recent course of treatment. Figures in italics indicate the base number of FP17s or Patient Questionnaire responses are less than 100. N/A is shown where the base number of responses is less than 10 during the period. % is calculated as Quantity/Base number\*100

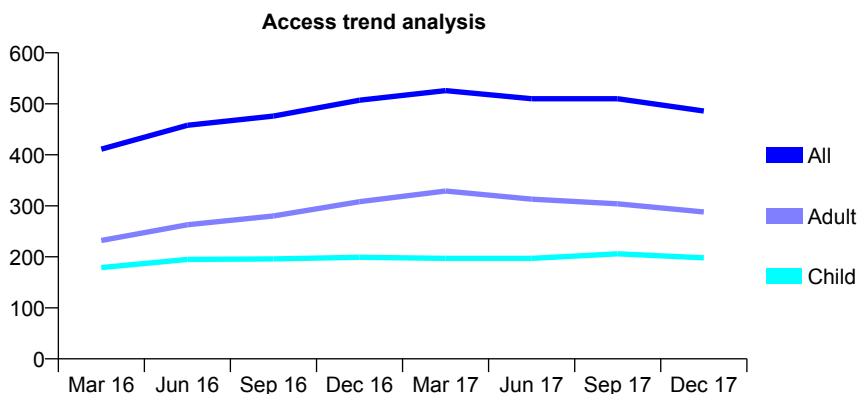
## Q44 - Vital Signs At a Glance Contract Report for 150533/0001 - December 2017

Name or company name	Smiles by Design Limited
Contract type name	GDS Contract
Purpose of contract	General
Contract start date	01/04/2015
Contract end date	30/11/2017

17/18 Contracted general activity (UDA)	1,676
Carry forward general activity (UDA)	0
17/18 Contracted orthodontic activity (UOA)	0
Carry forward orthodontic activity (UOA)	0
Baseline contract value	£35,842.50

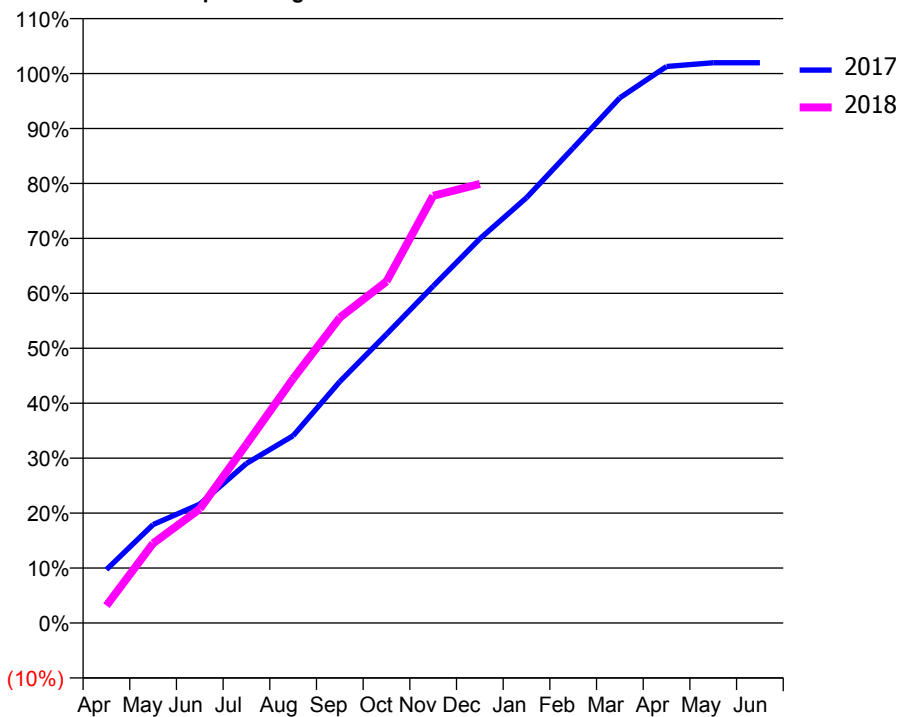
### ACCESS\*

Patients seen in 24 months	Total	Change since previous quarter
Quarter ending December 2016	507	
Quarter ending March 2017	526	↑
Quarter ending June 2017	510	↓
Quarter ending September 2017	510	→
Quarter ending December 2017	486	↓
<b>Variance since December 2016</b>	<b>(4.1%)</b>	<b>↓</b>



### ACTIVITY

Cumulative percentage of contracted UDA delivered 2017 & 2018



Month	Adjusted Scheduled Activity (UDA)	
	2017	2018
April	250	53
May	461	243
June	557	348
July	748	545
August	878	745
September	1,132	931
October	1,353	1,042
November	1,579	1,303
December	1,801	1,339
January	1,993	
February	2,226	
March	2,461	
April	2,608	
May	2,625	
June	2,625	

### QUALITY

	Quantity	Base Number	Contract	AT	Region	England
% of FP17s for the same patient ID Re-attending within 3 months - Children	22	242	9.1%	12.1%	12.9%	12.0%
% of FP17s for the same patient ID Re-attending within 3 months - Adults	88	323	27.2%	17.0%	16.5%	15.9%
% of FP17s for the same patient ID Re-attending between 3 & 9 months - Children	128	242	52.9%	57.5%	59.6%	58.0%
% of FP17s for the same patient ID Re-attending between 3 & 9 months - Adults	157	323	48.6%	51.2%	52.8%	50.5%
% of FP17s for Band 1 Urgent Courses	11	522	2.1%	9.6%	9.1%	9.0%
% of FP17s Relating to Free Repair or Replacements	0	522	0.0%	1.1%	1.0%	0.8%
% of FP17s Relating to Continuations	2	522	0.4%	1.3%	1.2%	1.1%
% of Patients satisfied with the dentistry they have received	1	1	N/A	92.1%	91.6%	91.5%
% of Patients satisfied with the time they had to wait for an appointment	1	1	N/A	90.8%	88.3%	87.9%

\* This is based on patients treated on this contract for their most recent course of treatment. Figures in italics indicate the base number of FP17s or Patient Questionnaire responses are less than 100. N/A is shown where the base number of responses is less than 10 during the period. % is calculated as Quantity/Base number\*100

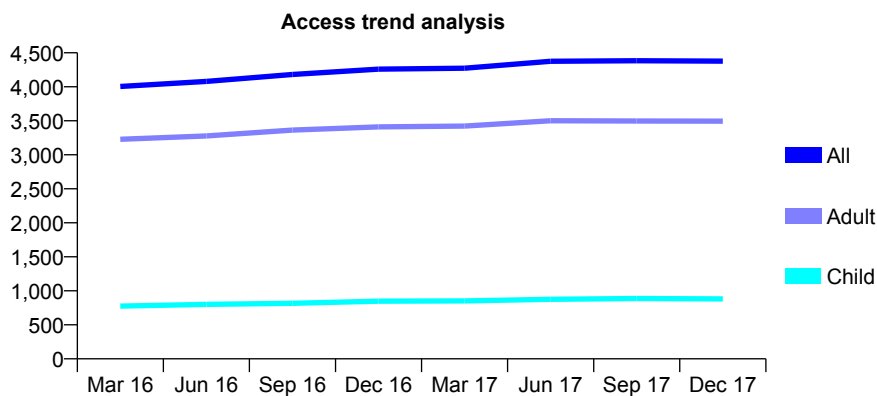
## Q44 - Vital Signs At a Glance Contract Report for 150541/0001 - December 2017

Name or company name	Glenside Dental Practice
Contract type name	GDS Contract
Purpose of contract	General
Contract start date	01/04/2009
Contract end date	

17/18 Contracted general activity (UDA)	8,800
Carry forward general activity (UDA)	0
17/18 Contracted orthodontic activity (UOA)	0
Carry forward orthodontic activity (UOA)	0
Baseline contract value	£254,301.38

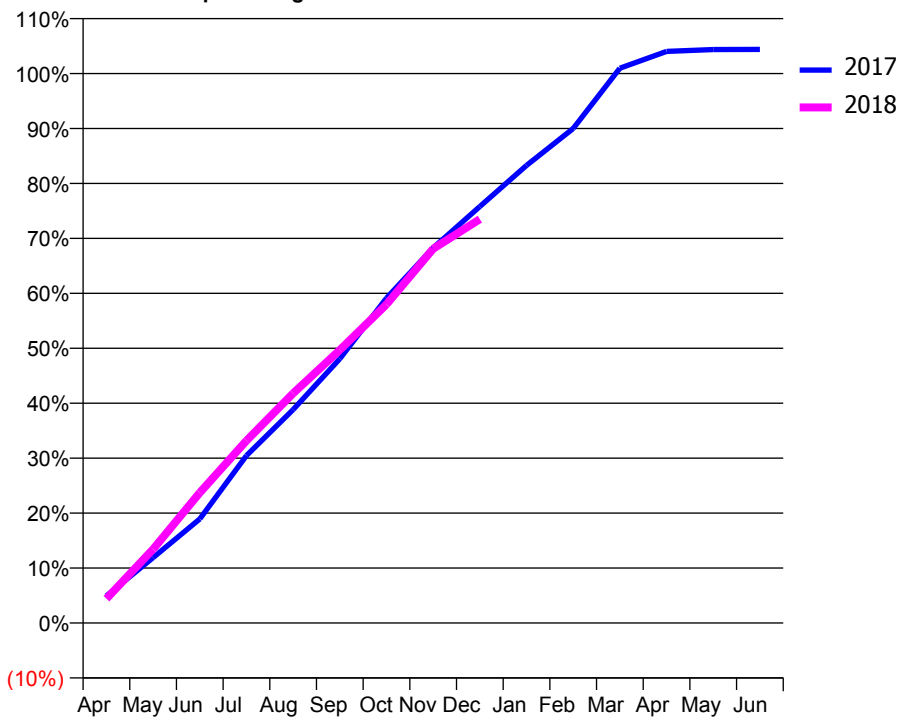
### ACCESS\*

Patients seen in 24 months	Total	Change since previous quarter
Quarter ending December 2016	4,259	
Quarter ending March 2017	4,274	→
Quarter ending June 2017	4,375	↑
Quarter ending September 2017	4,384	→
Quarter ending December 2017	4,378	→
<b>Variance since December 2016</b>	<b>2.8%</b>	<b>↑</b>



### ACTIVITY

Cumulative percentage of contracted UDA delivered 2017 & 2018



Month	Adjusted Scheduled Activity (UDA)	
	2017	2018
April	443	391
May	1,069	1,182
June	1,700	2,087
July	2,734	2,921
August	3,485	3,679
September	4,317	4,372
October	5,308	5,103
November	6,129	5,993
December	6,804	6,468
January	7,474	
February	8,077	
March	9,062	
April	9,337	
May	9,368	
June	9,369	

### QUALITY

	Quantity	Base Number	Contract	AT	Region	England
% of FP17s for the same patient ID Re-attending within 3 months - Children	69	953	7.2%	12.1%	12.9%	12.0%
% of FP17s for the same patient ID Re-attending within 3 months - Adults	481	3,640	13.2%	17.0%	16.5%	15.9%
% of FP17s for the same patient ID Re-attending between 3 & 9 months - Children	552	953	57.9%	57.5%	59.6%	58.0%
% of FP17s for the same patient ID Re-attending between 3 & 9 months - Adults	2,101	3,640	57.7%	51.2%	52.8%	50.5%
% of FP17s for Band 1 Urgent Courses	478	3,686	13.0%	9.6%	9.1%	9.0%
% of FP17s Relating to Free Repair or Replacements	34	3,686	0.9%	1.1%	1.0%	0.8%
% of FP17s Relating to Continuations	3	3,686	0.1%	1.3%	1.2%	1.1%
% of Patients satisfied with the dentistry they have received	12	13	92.3%	92.1%	91.6%	91.5%
% of Patients satisfied with the time they had to wait for an appointment	12	13	92.3%	90.8%	88.3%	87.9%

\* This is based on patients treated on this contract for their most recent course of treatment. Figures in italics indicate the base number of FP17s or Patient Questionnaire responses are less than 100. N/A is shown where the base number of responses is less than 10 during the period. % is calculated as Quantity/Base number\*100

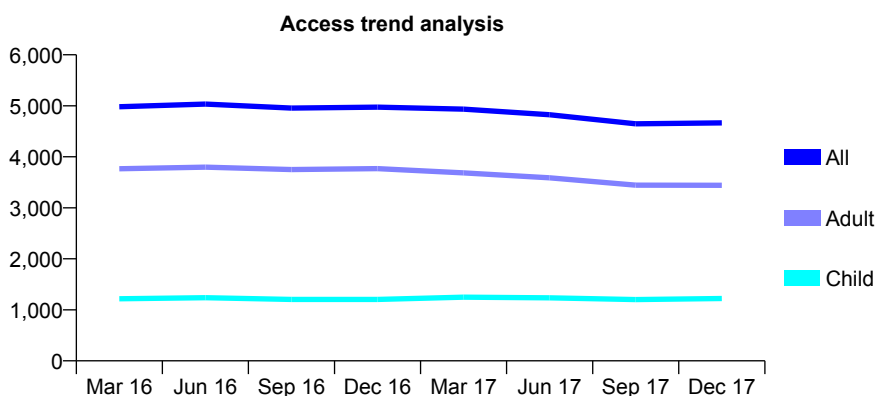
## Q44 - Vital Signs At a Glance Contract Report for 151300/0001 - December 2017

Name or company name	Saltney Dental Practice
Contract type name	GDS Contract
Purpose of contract	General
Contract start date	01/04/2009
Contract end date	

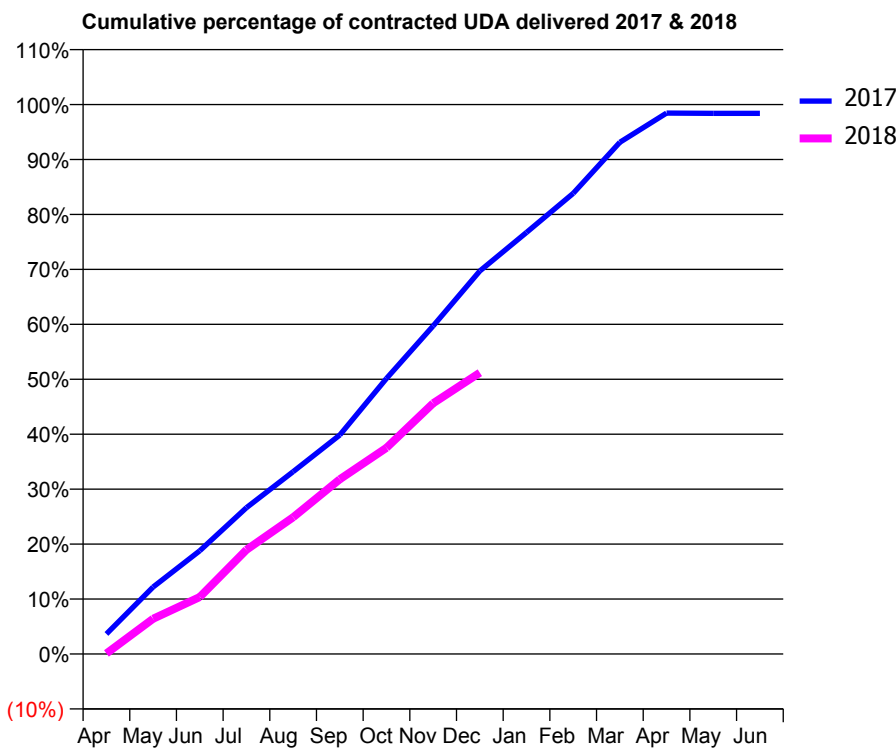
17/18 Contracted general activity (UDA)	14,000
Carry forward general activity (UDA)	225
17/18 Contracted orthodontic activity (UOA)	0
Carry forward orthodontic activity (UOA)	0
Baseline contract value	£324,198.10

### ACCESS\*

Patients seen in 24 months	Total	Change since previous quarter
Quarter ending December 2016	4,973	
Quarter ending March 2017	4,934	→
Quarter ending June 2017	4,824	↓
Quarter ending September 2017	4,646	↓
Quarter ending December 2017	4,665	→
<b>Variance since December 2016</b>	<b>(6.2%)</b>	<b>↓</b>



### ACTIVITY



Month	Adjusted Scheduled Activity (UDA)	
	2017	2018
April	511	14
May	1,706	900
June	2,631	1,452
July	3,730	2,657
August	4,646	3,485
September	5,581	4,452
October	7,021	5,254
November	8,359	6,390
December	9,760	7,166
January	10,741	
February	11,738	
March	13,039	
April	13,782	
May	13,775	
June	13,775	

### QUALITY

	Quantity	Base Number	Contract	AT	Region	England
% of FP17s for the same patient ID Re-attending within 3 months - Children	65	1,037	6.3%	12.1%	12.9%	12.0%
% of FP17s for the same patient ID Re-attending within 3 months - Adults	317	2,860	11.1%	17.0%	16.5%	15.9%
% of FP17s for the same patient ID Re-attending between 3 & 9 months - Children	470	1,037	45.3%	57.5%	59.6%	58.0%
% of FP17s for the same patient ID Re-attending between 3 & 9 months - Adults	1,346	2,860	47.1%	51.2%	52.8%	50.5%
% of FP17s for Band 1 Urgent Courses	453	3,636	12.5%	9.6%	9.1%	9.0%
% of FP17s Relating to Free Repair or Replacements	11	3,636	0.3%	1.1%	1.0%	0.8%
% of FP17s Relating to Continuations	5	3,636	0.1%	1.3%	1.2%	1.1%
% of Patients satisfied with the dentistry they have received	11	11	100.0%	92.1%	91.6%	91.5%
% of Patients satisfied with the time they had to wait for an appointment	10	11	90.9%	90.8%	88.3%	87.9%

\* This is based on patients treated on this contract for their most recent course of treatment. Figures in italics indicate the base number of FP17s or Patient Questionnaire responses are less than 100. N/A is shown where the base number of responses is less than 10 during the period. % is calculated as Quantity/Base number\*100



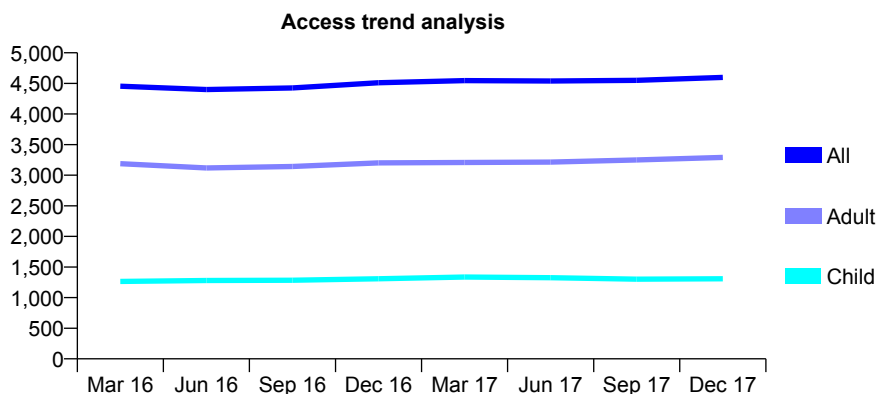
## Q44 - Vital Signs At a Glance Contract Report for 151718/0001 - December 2017

Name or company name	Xeon Smiles UK Ltd
Contract type name	PDS Contract
Purpose of contract	General
Contract start date	01/04/2009
Contract end date	31/03/2020

17/18 Contracted general activity (UDA)	12,000
Carry forward general activity (UDA)	129
17/18 Contracted orthodontic activity (UOA)	0
Carry forward orthodontic activity (UOA)	0
Baseline contract value	£286,177.22

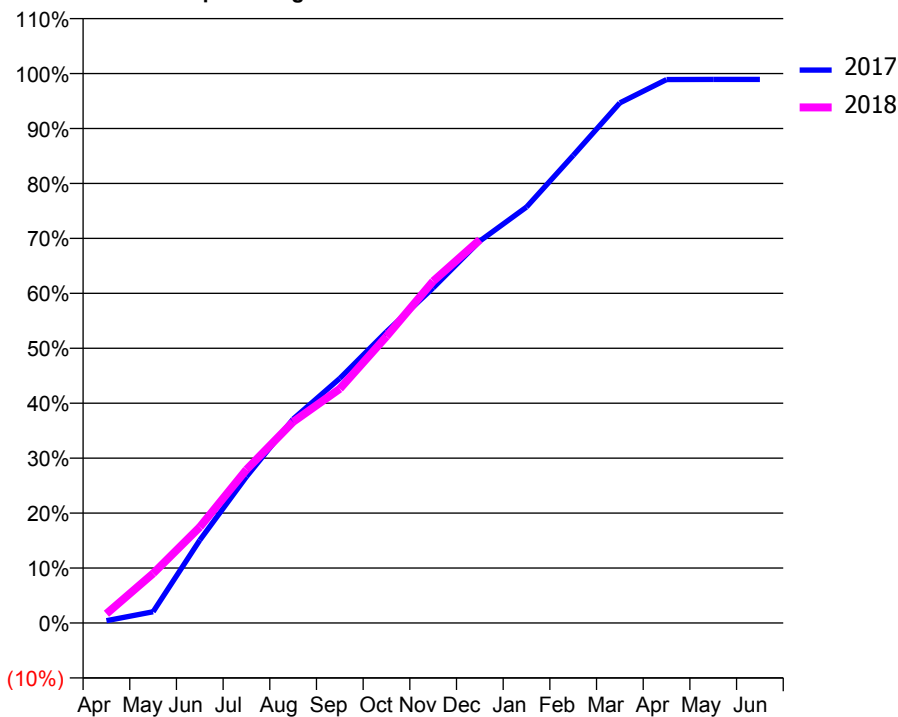
### ACCESS\*

Patients seen in 24 months	Total	Change since previous quarter
Quarter ending December 2016	4,511	
Quarter ending March 2017	4,545	→
Quarter ending June 2017	4,540	→
Quarter ending September 2017	4,551	→
Quarter ending December 2017	4,599	→
<b>Variance since December 2016</b>	<b>2.0%</b>	<b>→</b>



### ACTIVITY

Cumulative percentage of contracted UDA delivered 2017 & 2018



Month	Adjusted Scheduled Activity (UDA)	
	2017	2018
April	50	202
May	247	1,082
June	1,811	2,096
July	3,195	3,351
August	4,453	4,392
September	5,341	5,114
October	6,362	6,258
November	7,321	7,466
December	8,340	8,372
January	9,084	
February	10,212	
March	11,359	
April	11,869	
May	11,871	
June	11,871	

### QUALITY

	Quantity	Base Number	Contract	AT	Region	England
% of FP17s for the same patient ID Re-attending within 3 months - Children	134	1,594	8.4%	12.1%	12.9%	12.0%
% of FP17s for the same patient ID Re-attending within 3 months - Adults	434	3,354	12.9%	17.0%	16.5%	15.9%
% of FP17s for the same patient ID Re-attending between 3 & 9 months - Children	1,110	1,594	69.6%	57.5%	59.6%	58.0%
% of FP17s for the same patient ID Re-attending between 3 & 9 months - Adults	1,738	3,354	51.8%	51.2%	52.8%	50.5%
% of FP17s for Band 1 Urgent Courses	342	4,705	7.3%	9.6%	9.1%	9.0%
% of FP17s Relating to Free Repair or Replacements	41	4,705	0.9%	1.1%	1.0%	0.8%
% of FP17s Relating to Continuations	45	4,705	1.0%	1.3%	1.2%	1.1%
% of Patients satisfied with the dentistry they have received	3	3	N/A	92.1%	91.6%	91.5%
% of Patients satisfied with the time they had to wait for an appointment	1	3	N/A	90.8%	88.3%	87.9%

\* This is based on patients treated on this contract for their most recent course of treatment. Figures in italics indicate the base number of FP17s or Patient Questionnaire responses are less than 100. N/A is shown where the base number of responses is less than 10 during the period. % is calculated as Quantity/Base number\*100

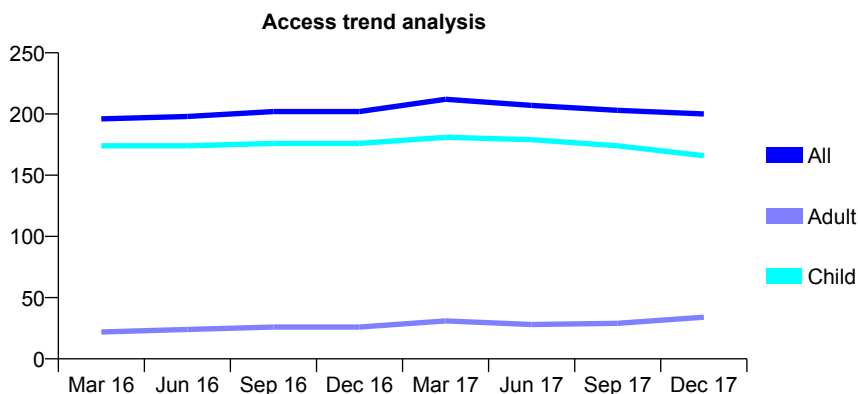
## Q44 - Vital Signs At a Glance Contract Report for 151955/0001 - December 2017

Name or company name	Redcliffe Dental Practice
Contract type name	PDS Contract
Purpose of contract	General
Contract start date	01/08/2014
Contract end date	31/07/2024

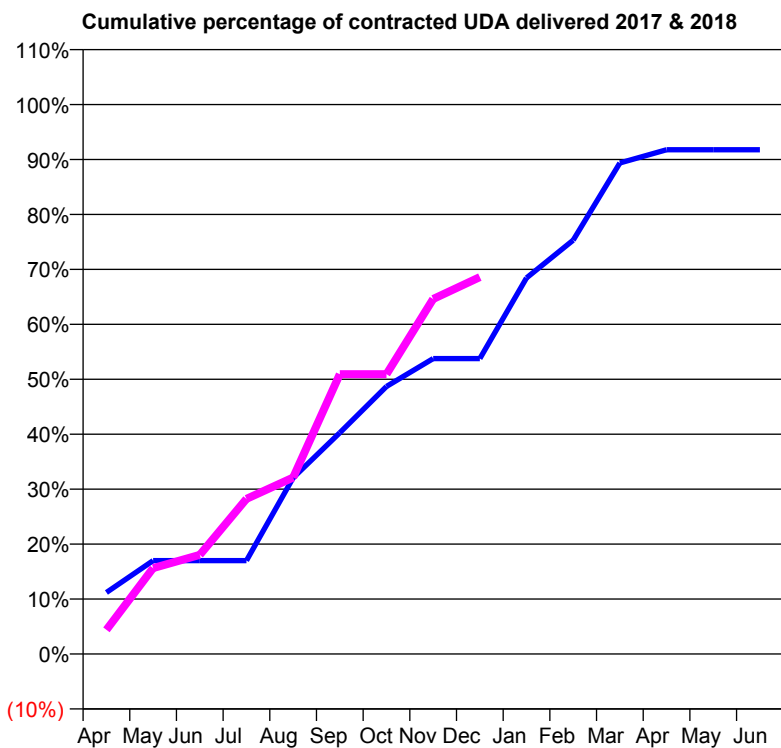
17/18 Contracted general activity (UDA)	500
Carry forward general activity (UDA)	0
17/18 Contracted orthodontic activity (UOA)	0
Carry forward orthodontic activity (UOA)	0
Baseline contract value	£13,524.09

### ACCESS\*

Patients seen in 24 months	Total	Change since previous quarter
Quarter ending December 2016	202	
Quarter ending March 2017	212	↑
Quarter ending June 2017	207	↓
Quarter ending September 2017	203	↓
Quarter ending December 2017	200	↓
<b>Variance since December 2016</b>	<b>(1.0%)</b>	→



### ACTIVITY



Month	Adjusted Scheduled Activity (UDA)	
	2017	2018
April	56	22
May	85	78
June	85	90
July	85	141
August	160	161
September	201	255
October	243	255
November	269	323
December	269	343
January	342	
February	377	
March	447	
April	459	
May	459	
June	459	

### QUALITY

	Quantity	Base Number	Contract	AT	Region	England
% of FP17s for the same patient ID Re-attending within 3 months - Children	24	225	10.7%	12.1%	12.9%	12.0%
% of FP17s for the same patient ID Re-attending within 3 months - Adults	2	9	22.2%	17.0%	16.5%	15.9%
% of FP17s for the same patient ID Re-attending between 3 & 9 months - Children	152	225	67.6%	57.5%	59.6%	58.0%
% of FP17s for the same patient ID Re-attending between 3 & 9 months - Adults	5	9	55.6%	51.2%	52.8%	50.5%
% of FP17s for Band 1 Urgent Courses	10	226	4.4%	9.6%	9.1%	9.0%
% of FP17s Relating to Free Repair or Replacements	0	226	0.0%	1.1%	1.0%	0.8%
% of FP17s Relating to Continuations	1	226	0.4%	1.3%	1.2%	1.1%
% of Patients satisfied with the dentistry they have received	1	1	N/A	92.1%	91.6%	91.5%
% of Patients satisfied with the time they had to wait for an appointment	1	1	N/A	90.8%	88.3%	87.9%

\* This is based on patients treated on this contract for their most recent course of treatment. Figures in italics indicate the base number of FP17s or Patient Questionnaire responses are less than 100. N/A is shown where the base number of responses is less than 10 during the period. % is calculated as Quantity/Base number\*100

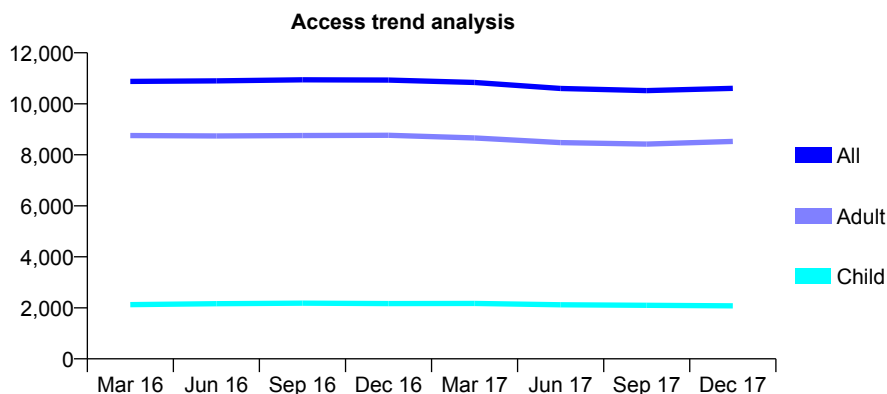
## Q44 - Vital Signs At a Glance Contract Report for 152528/0001 - December 2017

Name or company name	Northgate Dental Health
Contract type name	GDS Contract
Purpose of contract	General
Contract start date	01/04/2014
Contract end date	

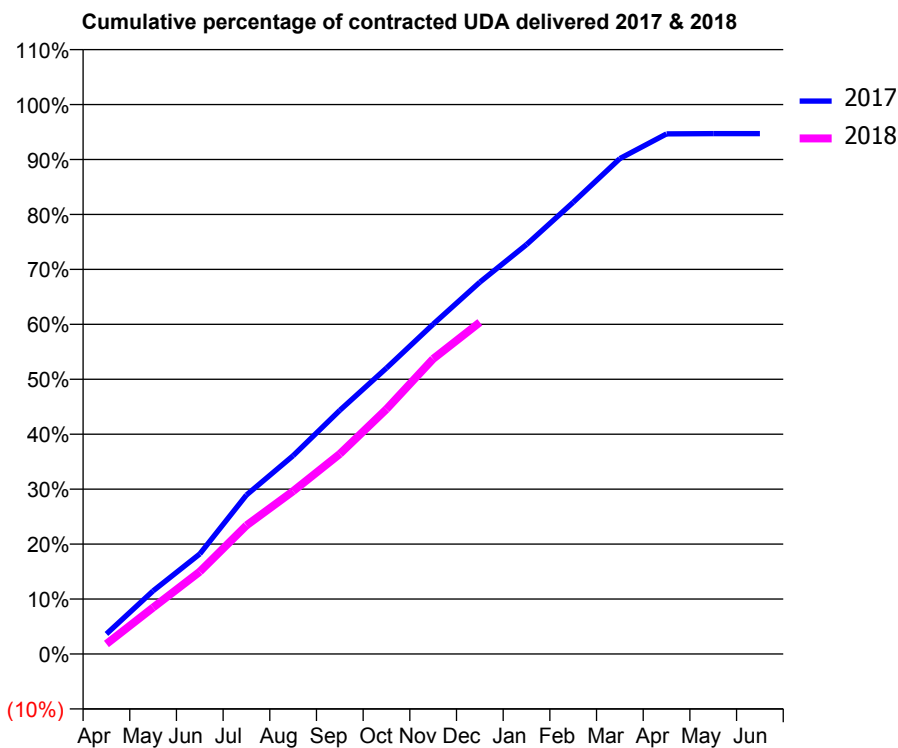
17/18 Contracted general activity (UDA)	28,330
Carry forward general activity (UDA)	0
17/18 Contracted orthodontic activity (UOA)	0
Carry forward orthodontic activity (UOA)	0
Baseline contract value	£675,670.50

### ACCESS\*

Patients seen in 24 months	Total	Change since previous quarter
Quarter ending December 2016	10,933	
Quarter ending March 2017	10,839	→
Quarter ending June 2017	10,600	↓
Quarter ending September 2017	10,518	→
Quarter ending December 2017	10,604	→
<b>Variance since December 2016</b>	<b>(3.0%)</b>	<b>↓</b>



### ACTIVITY



Month	Adjusted Scheduled Activity (UDA)	
	2017	2018
April	1,107	516
May	3,486	2,399
June	5,524	4,247
July	8,777	6,634
August	10,949	8,399
September	13,448	10,316
October	15,782	12,626
November	18,204	15,216
December	20,526	17,098
January	22,598	
February	24,932	
March	27,350	
April	28,705	
May	28,724	
June	28,726	

### QUALITY

	Quantity	Base Number	Contract	AT	Region	England
% of FP17s for the same patient ID Re-attending within 3 months - Children	164	1,925	8.5%	12.1%	12.9%	12.0%
% of FP17s for the same patient ID Re-attending within 3 months - Adults	1,297	7,311	17.7%	17.0%	16.5%	15.9%
% of FP17s for the same patient ID Re-attending between 3 & 9 months - Children	1,023	1,925	53.1%	57.5%	59.6%	58.0%
% of FP17s for the same patient ID Re-attending between 3 & 9 months - Adults	3,119	7,311	42.7%	51.2%	52.8%	50.5%
% of FP17s for Band 1 Urgent Courses	1,246	8,555	14.6%	9.6%	9.1%	9.0%
% of FP17s Relating to Free Repair or Replacements	59	8,555	0.7%	1.1%	1.0%	0.8%
% of FP17s Relating to Continuations	152	8,555	1.8%	1.3%	1.2%	1.1%
% of Patients satisfied with the dentistry they have received	11	12	91.7%	92.1%	91.6%	91.5%
% of Patients satisfied with the time they had to wait for an appointment	11	12	91.7%	90.8%	88.3%	87.9%

\* This is based on patients treated on this contract for their most recent course of treatment. Figures in italics indicate the base number of FP17s or Patient Questionnaire responses are less than 100. N/A is shown where the base number of responses is less than 10 during the period. % is calculated as Quantity/Base number\*100

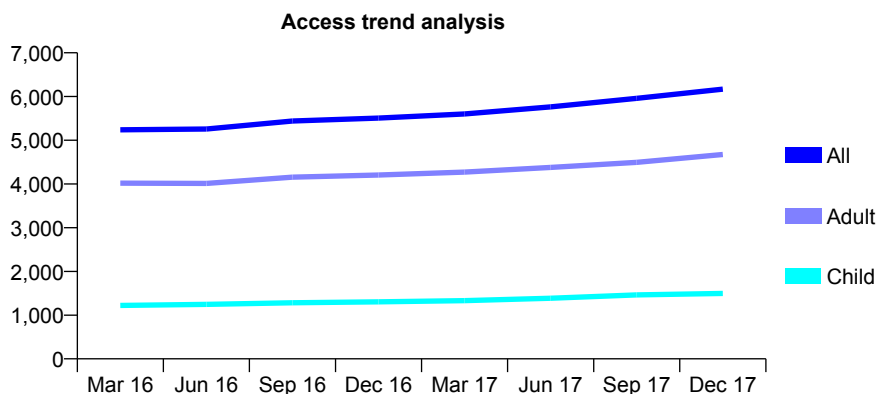
## Q44 - Vital Signs At a Glance Contract Report for 152730/0001 - December 2017

Name or company name	PJS CARE LTD
Contract type name	GDS Contract
Purpose of contract	General
Contract start date	01/04/2011
Contract end date	

17/18 Contracted general activity (UDA)	15,554
Carry forward general activity (UDA)	55
17/18 Contracted orthodontic activity (UOA)	0
Carry forward orthodontic activity (UOA)	0
Baseline contract value	£431,044.26

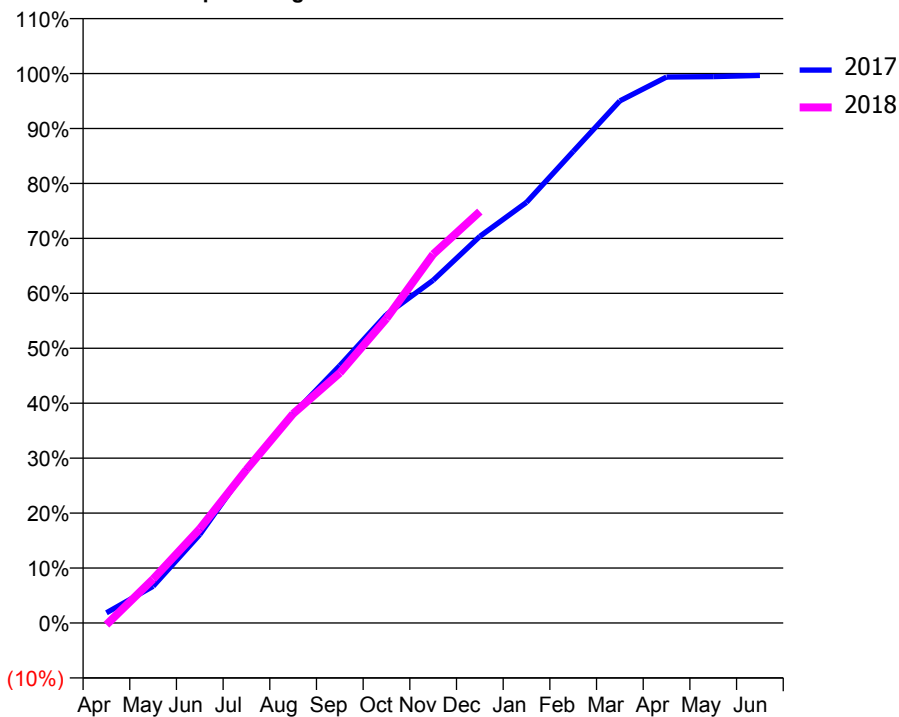
### ACCESS\*

Patients seen in 24 months	Total	Change since previous quarter
Quarter ending December 2016	5,507	
Quarter ending March 2017	5,603	→
Quarter ending June 2017	5,764	↑
Quarter ending September 2017	5,957	↑
Quarter ending December 2017	6,169	↑
<b>Variance since December 2016</b>	<b>12.0%</b>	<b>↑</b>



### ACTIVITY

Cumulative percentage of contracted UDA delivered 2017 & 2018



Month	Adjusted Scheduled Activity (UDA)	
	2017	2018
April	289	-52
May	1,041	1,243
June	2,505	2,666
July	4,361	4,341
August	5,918	5,926
September	7,288	7,079
October	8,730	8,618
November	9,701	10,437
December	10,946	11,648
January	11,906	
February	13,350	
March	14,778	
April	15,455	
May	15,465	
June	15,499	

### QUALITY

	Quantity	Base Number	Contract	AT	Region	England
% of FP17s for the same patient ID Re-attending within 3 months - Children	173	1,981	8.7%	12.1%	12.9%	12.0%
% of FP17s for the same patient ID Re-attending within 3 months - Adults	618	4,808	12.9%	17.0%	16.5%	15.9%
% of FP17s for the same patient ID Re-attending between 3 & 9 months - Children	1,131	1,981	57.1%	57.5%	59.6%	58.0%
% of FP17s for the same patient ID Re-attending between 3 & 9 months - Adults	2,048	4,808	42.6%	51.2%	52.8%	50.5%
% of FP17s for Band 1 Urgent Courses	586	5,962	9.8%	9.6%	9.1%	9.0%
% of FP17s Relating to Free Repair or Replacements	56	5,962	0.9%	1.1%	1.0%	0.8%
% of FP17s Relating to Continuations	21	5,962	0.4%	1.3%	1.2%	1.1%
% of Patients satisfied with the dentistry they have received	10	10	100.0%	92.1%	91.6%	91.5%
% of Patients satisfied with the time they had to wait for an appointment	9	10	90.0%	90.8%	88.3%	87.9%

\* This is based on patients treated on this contract for their most recent course of treatment. Figures in italics indicate the base number of FP17s or Patient Questionnaire responses are less than 100. N/A is shown where the base number of responses is less than 10 during the period. % is calculated as Quantity/Base number\*100

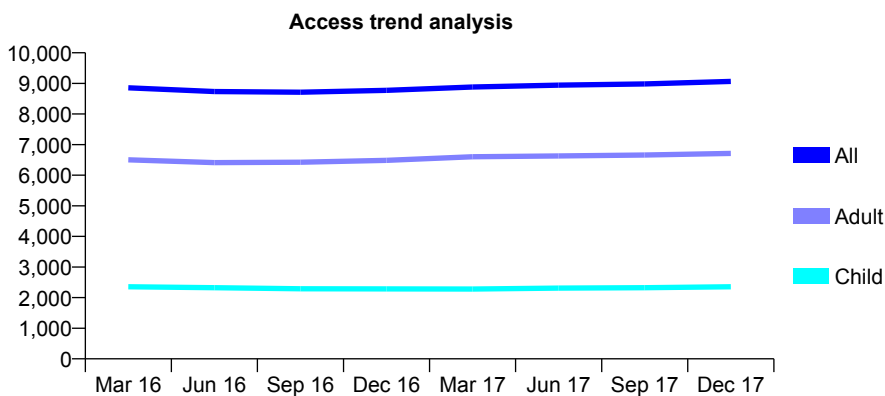
## Q44 - Vital Signs At a Glance Contract Report for 152730/0002 - December 2017

Name or company name	PJS CARE LTD
Contract type name	GDS Contract
Purpose of contract	General
Contract start date	01/04/2011
Contract end date	

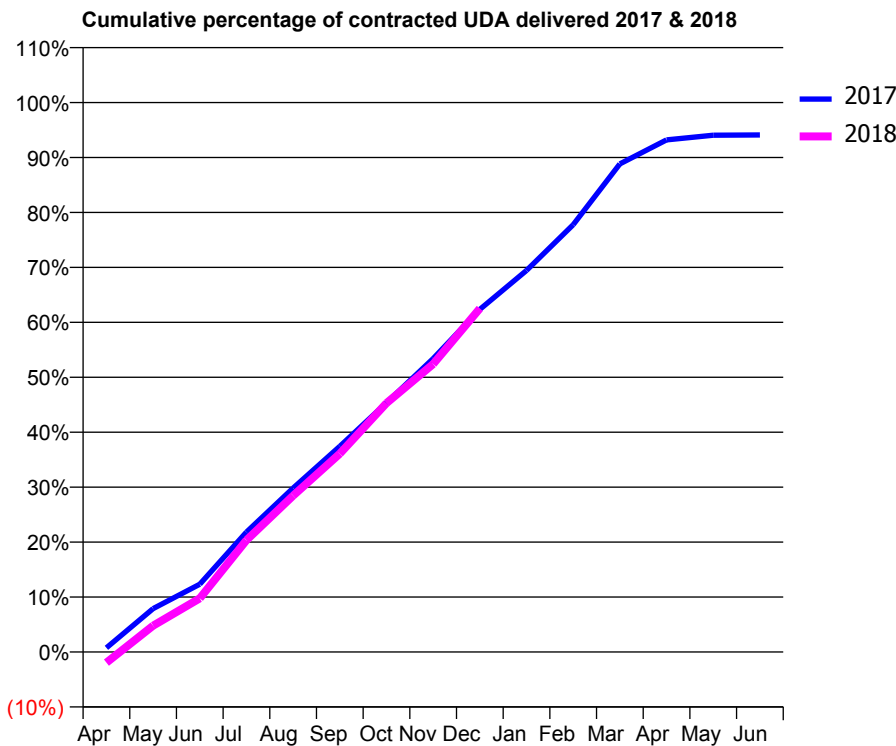
17/18 Contracted general activity (UDA)	26,924
Carry forward general activity (UDA)	1,374
17/18 Contracted orthodontic activity (UOA)	0
Carry forward orthodontic activity (UOA)	0
Baseline contract value	£834,719.44

### ACCESS\*

Patients seen in 24 months	Total	Change since previous quarter
Quarter ending December 2016	8,773	
Quarter ending March 2017	8,882	→
Quarter ending June 2017	8,943	→
Quarter ending September 2017	8,984	→
Quarter ending December 2017	9,066	→
<b>Variance since December 2016</b>	<b>3.3%</b>	<b>↑</b>



### ACTIVITY



Month	Adjusted Scheduled Activity (UDA)	
	2017	2018
April	205	-526
May	2,124	1,293
June	3,322	2,632
July	5,874	5,481
August	8,035	7,660
September	10,081	9,719
October	12,217	12,194
November	14,379	14,107
December	16,786	16,832
January	18,697	
February	20,937	
March	23,918	
April	25,090	
May	25,319	
June	25,337	

### QUALITY

	Quantity	Base Number	Contract	AT	Region	England
% of FP17s for the same patient ID Re-attending within 3 months - Children	284	2,717	10.5%	12.1%	12.9%	12.0%
% of FP17s for the same patient ID Re-attending within 3 months - Adults	1,145	6,605	17.3%	17.0%	16.5%	15.9%
% of FP17s for the same patient ID Re-attending between 3 & 9 months - Children	1,244	2,717	45.8%	57.5%	59.6%	58.0%
% of FP17s for the same patient ID Re-attending between 3 & 9 months - Adults	2,612	6,605	39.5%	51.2%	52.8%	50.5%
% of FP17s for Band 1 Urgent Courses	1,008	8,247	12.2%	9.6%	9.1%	9.0%
% of FP17s Relating to Free Repair or Replacements	81	8,247	1.0%	1.1%	1.0%	0.8%
% of FP17s Relating to Continuations	47	8,247	0.6%	1.3%	1.2%	1.1%
% of Patients satisfied with the dentistry they have received	18	18	100.0%	92.1%	91.6%	91.5%
% of Patients satisfied with the time they had to wait for an appointment	17	18	94.4%	90.8%	88.3%	87.9%

\* This is based on patients treated on this contract for their most recent course of treatment. Figures in italics indicate the base number of FP17s or Patient Questionnaire responses are less than 100. N/A is shown where the base number of responses is less than 10 during the period. % is calculated as Quantity/Base number\*100

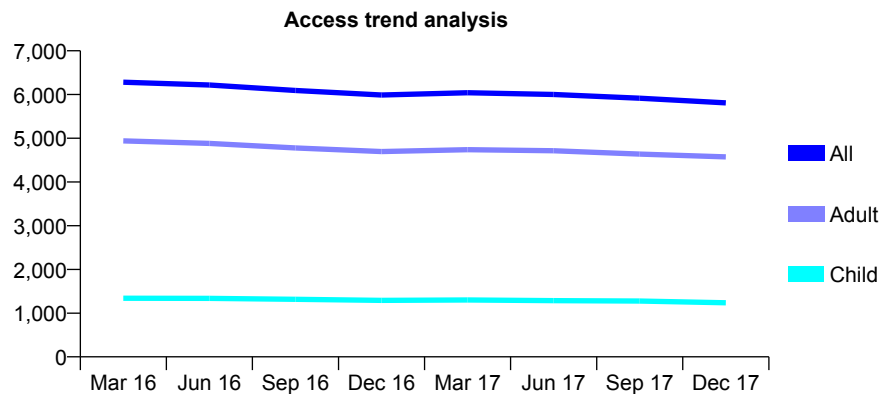
## Q44 - Vital Signs At a Glance Contract Report for 156558/0001 - December 2017

Name or company name	Wentworth Practice Ltd
Contract type name	GDS Contract
Purpose of contract	General
Contract start date	12/07/2008
Contract end date	

17/18 Contracted general activity (UDA)	17,605
Carry forward general activity (UDA)	0
17/18 Contracted orthodontic activity (UOA)	0
Carry forward orthodontic activity (UOA)	0
Baseline contract value	£462,513.06

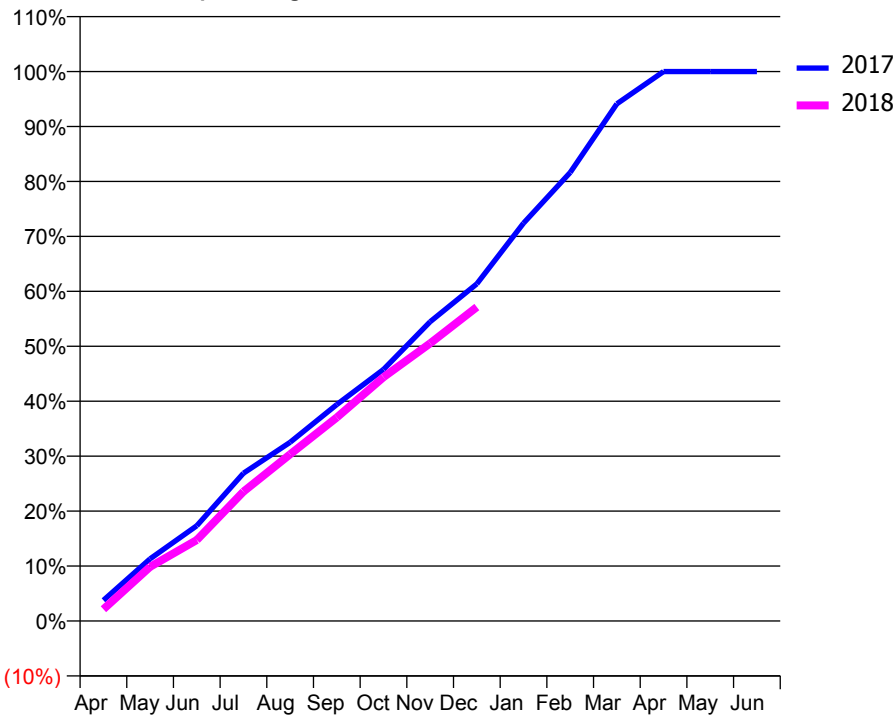
### ACCESS\*

Patients seen in 24 months	Total	Change since previous quarter
Quarter ending December 2016	5,990	
Quarter ending March 2017	6,041	→
Quarter ending June 2017	6,000	→
Quarter ending September 2017	5,915	↓
Quarter ending December 2017	5,810	↓
<b>Variance since December 2016</b>	<b>(3.0%)</b>	<b>↓</b>



### ACTIVITY

Cumulative percentage of contracted UDA delivered 2017 & 2018



Month	Adjusted Scheduled Activity (UDA)	
	2017	2018
April	668	378
May	2,012	1,739
June	3,080	2,596
July	4,778	4,146
August	5,777	5,344
September	6,997	6,519
October	8,129	7,813
November	9,670	8,897
December	10,896	10,059
January	12,856	
February	14,495	
March	16,715	
April	17,754	
May	17,756	
June	17,757	

### QUALITY

	Quantity	Base Number	Contract	AT	Region	England
% of FP17s for the same patient ID Re-attending within 3 months - Children	94	1,288	7.3%	12.1%	12.9%	12.0%
% of FP17s for the same patient ID Re-attending within 3 months - Adults	927	4,970	18.7%	17.0%	16.5%	15.9%
% of FP17s for the same patient ID Re-attending between 3 & 9 months - Children	740	1,288	57.5%	57.5%	59.6%	58.0%
% of FP17s for the same patient ID Re-attending between 3 & 9 months - Adults	2,742	4,970	55.2%	51.2%	52.8%	50.5%
% of FP17s for Band 1 Urgent Courses	617	5,815	10.6%	9.6%	9.1%	9.0%
% of FP17s Relating to Free Repair or Replacements	69	5,815	1.2%	1.1%	1.0%	0.8%
% of FP17s Relating to Continuations	135	5,815	2.3%	1.3%	1.2%	1.1%
% of Patients satisfied with the dentistry they have received	18	22	81.8%	92.1%	91.6%	91.5%
% of Patients satisfied with the time they had to wait for an appointment	21	22	95.5%	90.8%	88.3%	87.9%

\* This is based on patients treated on this contract for their most recent course of treatment. Figures in italics indicate the base number of FP17s or Patient Questionnaire responses are less than 100. N/A is shown where the base number of responses is less than 10 during the period. % is calculated as Quantity/Base number\*100

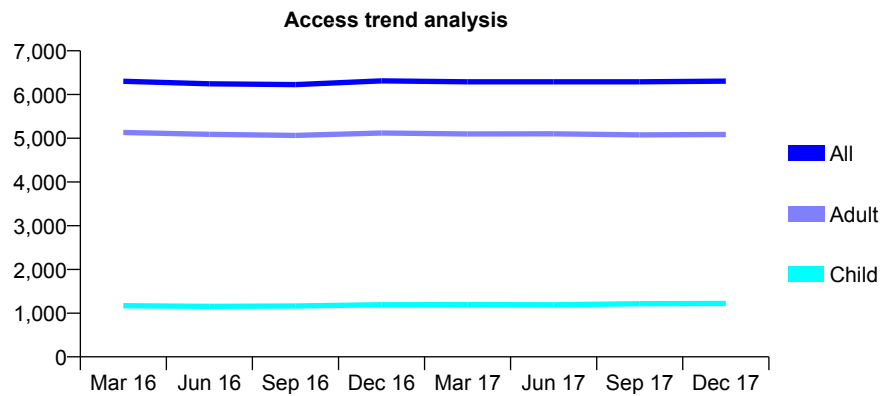
## Q44 - Vital Signs At a Glance Contract Report for 156647/0001 - December 2017

Name or company name	Hosside Dental Partnership
Contract type name	GDS Contract
Purpose of contract	General
Contract start date	26/04/2013
Contract end date	

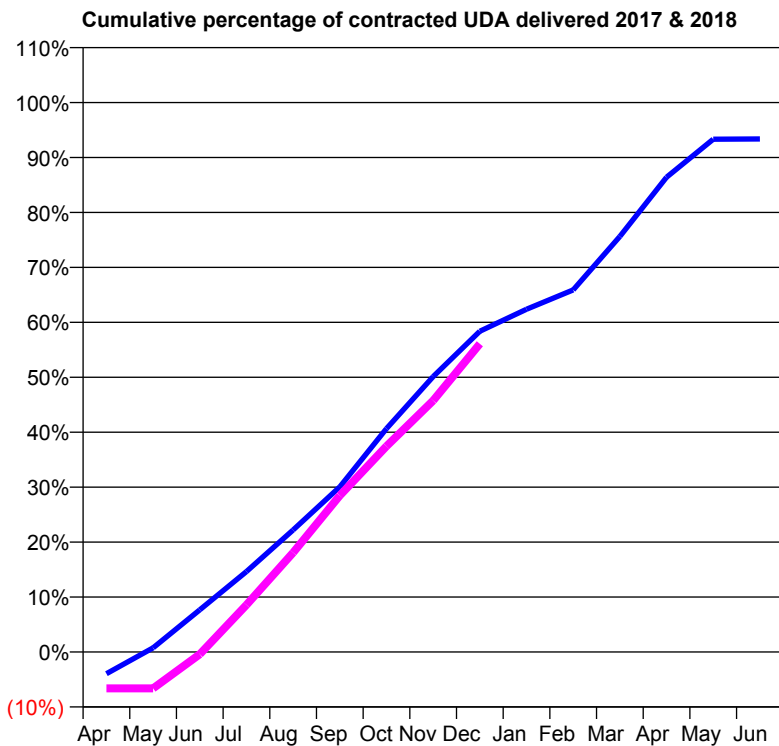
17/18 Contracted general activity (UDA)	19,498
Carry forward general activity (UDA)	1,295
17/18 Contracted orthodontic activity (UOA)	0
Carry forward orthodontic activity (UOA)	0
Baseline contract value	£533,669.07

### ACCESS\*

Patients seen in 24 months	Total	Change since previous quarter
Quarter ending December 2016	6,311	
Quarter ending March 2017	6,290	→
Quarter ending June 2017	6,291	→
Quarter ending September 2017	6,292	→
Quarter ending December 2017	6,307	→
<b>Variance since December 2016</b>	<b>(0.1%)</b>	→



### ACTIVITY



Month	Adjusted Scheduled Activity (UDA)	
	2017	2018
April	-775	-1,295
May	149	-1,295
June	1,496	-83
July	2,857	1,673
August	4,333	3,527
September	5,859	5,554
October	7,928	7,303
November	9,775	8,922
December	11,380	10,938
January	12,161	
February	12,848	
March	14,746	
April	16,848	
May	18,196	
June	18,203	

### QUALITY

	Quantity	Base Number	Contract	AT	Region	England
% of FP17s for the same patient ID Re-attending within 3 months - Children	67	1,526	4.4%	12.1%	12.9%	12.0%
% of FP17s for the same patient ID Re-attending within 3 months - Adults	751	6,106	12.3%	17.0%	16.5%	15.9%
% of FP17s for the same patient ID Re-attending between 3 & 9 months - Children	1,032	1,526	67.6%	57.5%	59.6%	58.0%
% of FP17s for the same patient ID Re-attending between 3 & 9 months - Adults	3,724	6,106	61.0%	51.2%	52.8%	50.5%
% of FP17s for Band 1 Urgent Courses	455	5,552	8.2%	9.6%	9.1%	9.0%
% of FP17s Relating to Free Repair or Replacements	58	5,552	1.0%	1.1%	1.0%	0.8%
% of FP17s Relating to Continuations	68	5,552	1.2%	1.3%	1.2%	1.1%
% of Patients satisfied with the dentistry they have received	11	11	100.0%	92.1%	91.6%	91.5%
% of Patients satisfied with the time they had to wait for an appointment	11	11	100.0%	90.8%	88.3%	87.9%

\* This is based on patients treated on this contract for their most recent course of treatment. Figures in italics indicate the base number of FP17s or Patient Questionnaire responses are less than 100. N/A is shown where the base number of responses is less than 10 during the period. % is calculated as Quantity/Base number\*100

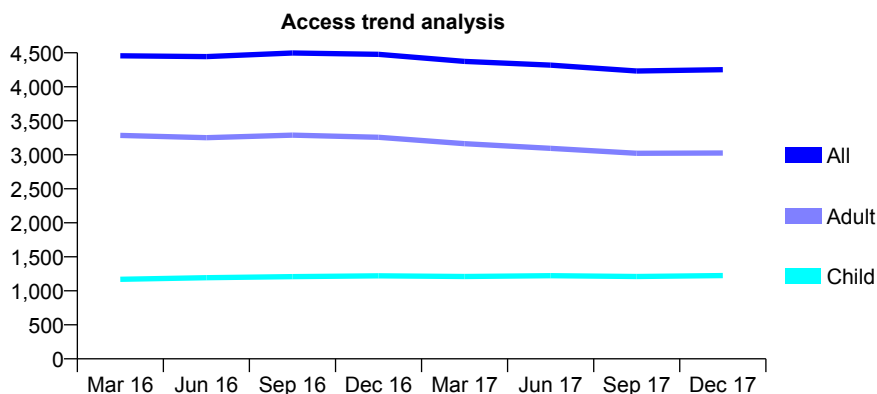
## Q44 - Vital Signs At a Glance Contract Report for 157384/0001 - December 2017

Name or company name	Fearnhead Dental Surgery
Contract type name	GDS Contract
Purpose of contract	General
Contract start date	01/11/2011
Contract end date	

17/18 Contracted general activity (UDA)	12,385
Carry forward general activity (UDA)	0
17/18 Contracted orthodontic activity (UOA)	0
Carry forward orthodontic activity (UOA)	0
Baseline contract value	£376,732.03

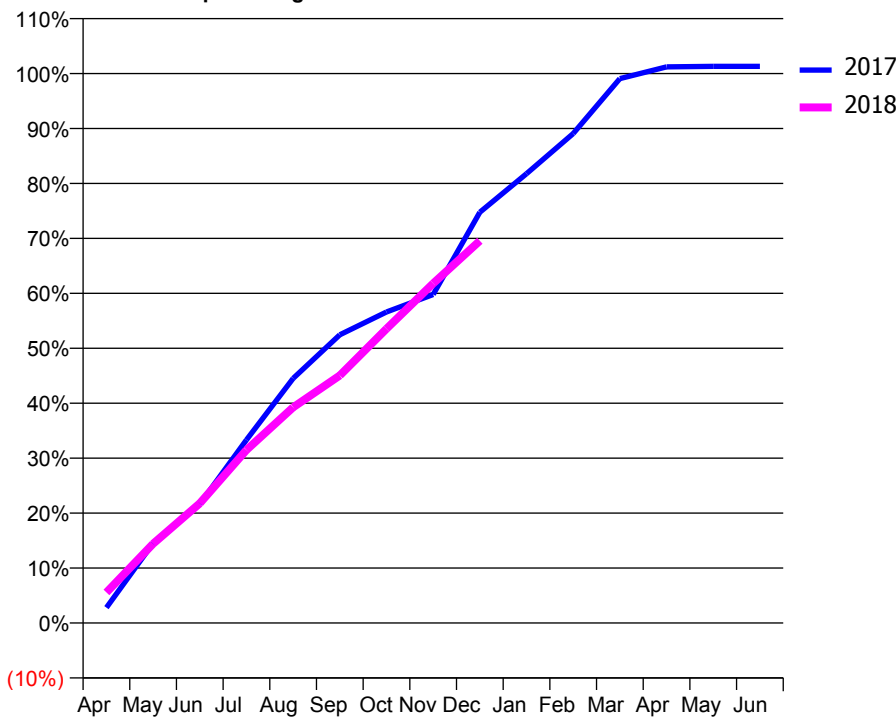
### ACCESS\*

Patients seen in 24 months	Total	Change since previous quarter
Quarter ending December 2016	4,478	
Quarter ending March 2017	4,374	↓
Quarter ending June 2017	4,319	↓
Quarter ending September 2017	4,233	↓
Quarter ending December 2017	4,252	→
<b>Variance since December 2016</b>	<b>(5.0%)</b>	<b>↓</b>



### ACTIVITY

Cumulative percentage of contracted UDA delivered 2017 & 2018



Month	Adjusted Scheduled Activity (UDA)	
	2017	2018
April	348	689
May	1,799	1,786
June	2,681	2,698
July	4,129	3,900
August	5,513	4,861
September	6,495	5,578
October	7,012	6,631
November	7,405	7,654
December	9,259	8,614
January	10,127	
February	11,033	
March	12,270	
April	12,535	
May	12,546	
June	12,545	

### QUALITY

	Quantity	Base Number	Contract	AT	Region	England
% of FP17s for the same patient ID Re-attending within 3 months - Children	89	1,218	7.3%	12.1%	12.9%	12.0%
% of FP17s for the same patient ID Re-attending within 3 months - Adults	400	2,868	13.9%	17.0%	16.5%	15.9%
% of FP17s for the same patient ID Re-attending between 3 & 9 months - Children	563	1,218	46.2%	57.5%	59.6%	58.0%
% of FP17s for the same patient ID Re-attending between 3 & 9 months - Adults	1,281	2,868	44.7%	51.2%	52.8%	50.5%
% of FP17s for Band 1 Urgent Courses	302	3,960	7.6%	9.6%	9.1%	9.0%
% of FP17s Relating to Free Repair or Replacements	32	3,960	0.8%	1.1%	1.0%	0.8%
% of FP17s Relating to Continuations	71	3,960	1.8%	1.3%	1.2%	1.1%
% of Patients satisfied with the dentistry they have received	9	9	N/A	92.1%	91.6%	91.5%
% of Patients satisfied with the time they had to wait for an appointment	8	9	N/A	90.8%	88.3%	87.9%

\* This is based on patients treated on this contract for their most recent course of treatment. Figures in italics indicate the base number of FP17s or Patient Questionnaire responses are less than 100. N/A is shown where the base number of responses is less than 10 during the period. % is calculated as Quantity/Base number\*100



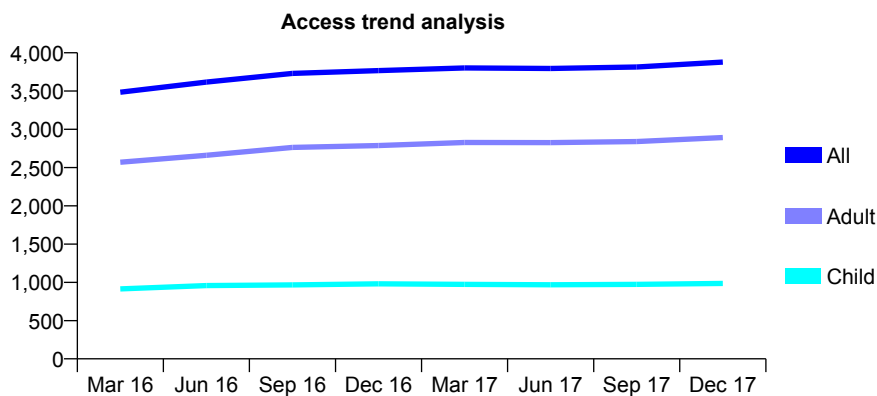
## Q44 - Vital Signs At a Glance Contract Report for 158712/0001 - December 2017

Name or company name	Bollington Dental Practice Limited
Contract type name	GDS Contract
Purpose of contract	General
Contract start date	01/10/2014
Contract end date	

17/18 Contracted general activity (UDA)	8,980
Carry forward general activity (UDA)	0
17/18 Contracted orthodontic activity (UOA)	0
Carry forward orthodontic activity (UOA)	0
Baseline contract value	£281,313.05

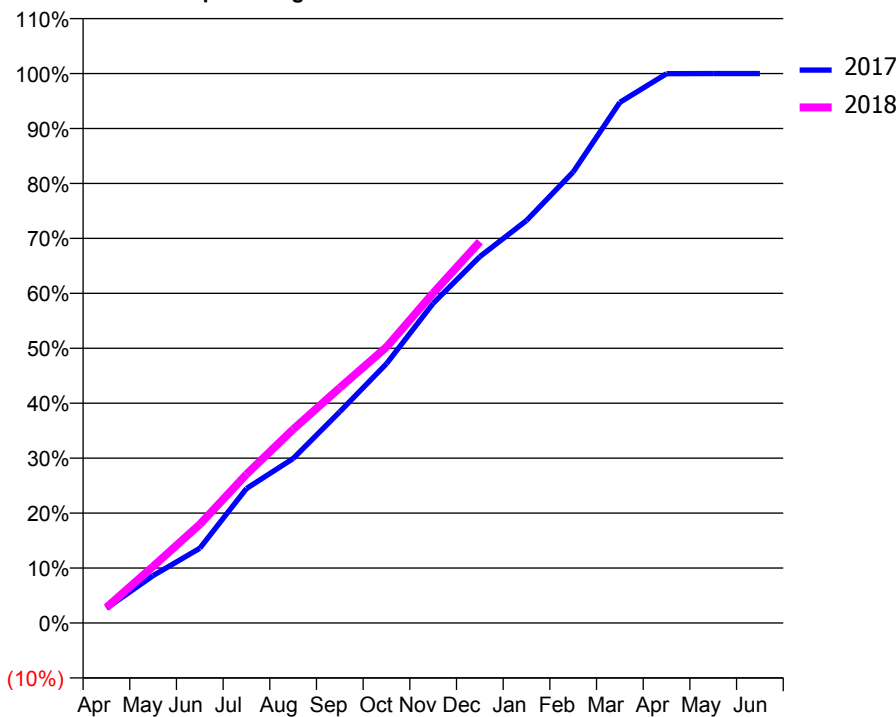
### ACCESS\*

Patients seen in 24 months	Total	Change since previous quarter
Quarter ending December 2016	3,768	
Quarter ending March 2017	3,802	→
Quarter ending June 2017	3,795	→
Quarter ending September 2017	3,814	→
Quarter ending December 2017	3,878	→
<b>Variance since December 2016</b>	<b>2.9%</b>	<b>↑</b>



### ACTIVITY

Cumulative percentage of contracted UDA delivered 2017 & 2018



Month	Adjusted Scheduled Activity (UDA)	
	2017	2018
April	244	253
May	784	924
June	1,235	1,612
July	2,220	2,431
August	2,716	3,166
September	3,490	3,845
October	4,283	4,510
November	5,280	5,392
December	6,051	6,231
January	6,648	
February	7,449	
March	8,599	
April	9,073	
May	9,075	
June	9,076	

### QUALITY

	Quantity	Base Number	Contract	AT	Region	England
% of FP17s for the same patient ID Re-attending within 3 months - Children	69	1,066	6.5%	12.1%	12.9%	12.0%
% of FP17s for the same patient ID Re-attending within 3 months - Adults	376	2,393	15.7%	17.0%	16.5%	15.9%
% of FP17s for the same patient ID Re-attending between 3 & 9 months - Children	623	1,066	58.4%	57.5%	59.6%	58.0%
% of FP17s for the same patient ID Re-attending between 3 & 9 months - Adults	593	2,393	24.8%	51.2%	52.8%	50.5%
% of FP17s for Band 1 Urgent Courses	331	3,251	10.2%	9.6%	9.1%	9.0%
% of FP17s Relating to Free Repair or Replacements	36	3,251	1.1%	1.1%	1.0%	0.8%
% of FP17s Relating to Continuations	28	3,251	0.9%	1.3%	1.2%	1.1%
% of Patients satisfied with the dentistry they have received	8	9	N/A	92.1%	91.6%	91.5%
% of Patients satisfied with the time they had to wait for an appointment	9	9	N/A	90.8%	88.3%	87.9%

\* This is based on patients treated on this contract for their most recent course of treatment. Figures in italics indicate the base number of FP17s or Patient Questionnaire responses are less than 100. N/A is shown where the base number of responses is less than 10 during the period. % is calculated as Quantity/Base number\*100

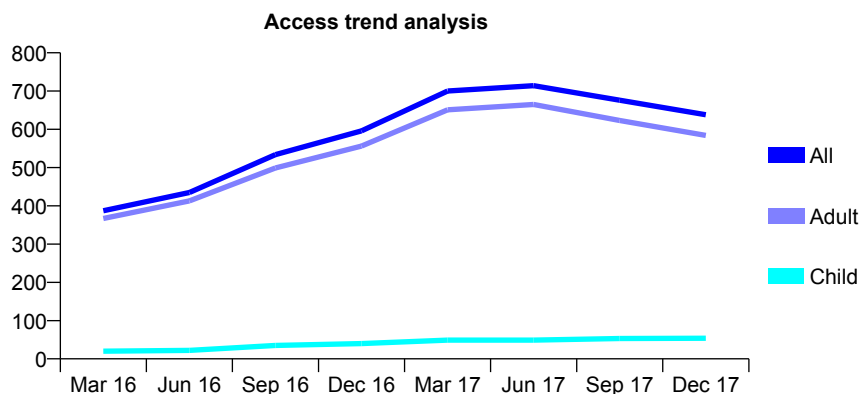
## Q44 - Vital Signs At a Glance Contract Report for 160059/0014 - December 2017

Name or company name	REVIVE DENTAL CARE LIMITED
Contract type name	PDS Contract
Purpose of contract	General
Contract start date	01/04/2015
Contract end date	31/03/2018

17/18 Contracted general activity (UDA)	15,000
Carry forward general activity (UDA)	0
17/18 Contracted orthodontic activity (UOA)	0
Carry forward orthodontic activity (UOA)	0
Baseline contract value	£402,077.62

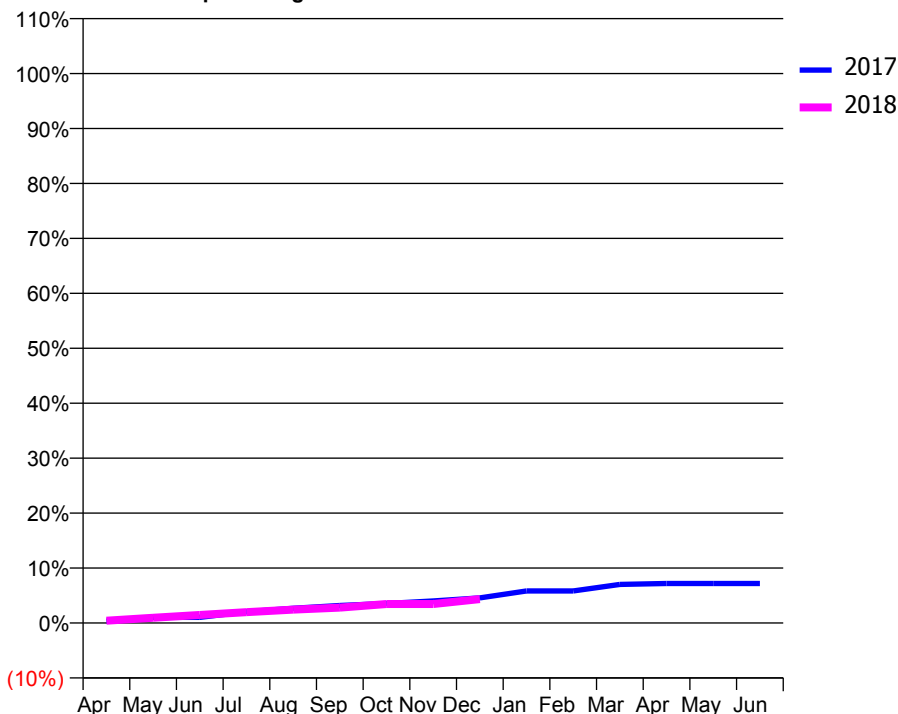
### ACCESS\*

Patients seen in 24 months	Total	Change since previous quarter
Quarter ending December 2016	596	
Quarter ending March 2017	700	↑
Quarter ending June 2017	714	↑
Quarter ending September 2017	676	↓
Quarter ending December 2017	638	↓
<b>Variance since December 2016</b>	7.0%	↑



### ACTIVITY

Cumulative percentage of contracted UDA delivered 2017 & 2018



Month	Adjusted Scheduled Activity (UDA)	
	2017	2018
April	52	64
May	154	143
June	154	220
July	308	298
August	403	365
September	478	421
October	534	518
November	604	518
December	685	654
January	877	
February	877	
March	1,052	
April	1,080	
May	1,080	
June	1,080	

### QUALITY

	Quantity	Base Number	Contract	AT	Region	England
% of FP17s for the same patient ID Re-attending within 3 months - Children	1	88	1.1%	12.1%	12.9%	12.0%
% of FP17s for the same patient ID Re-attending within 3 months - Adults	7	562	1.2%	17.0%	16.5%	15.9%
% of FP17s for the same patient ID Re-attending between 3 & 9 months - Children	0	88	0.0%	57.5%	59.6%	58.0%
% of FP17s for the same patient ID Re-attending between 3 & 9 months - Adults	5	562	0.9%	51.2%	52.8%	50.5%
% of FP17s for Band 1 Urgent Courses	626	626	100.0%	9.6%	9.1%	9.0%
% of FP17s Relating to Free Repair or Replacements	0	626	0.0%	1.1%	1.0%	0.8%
% of FP17s Relating to Continuations	0	626	0.0%	1.3%	1.2%	1.1%
% of Patients satisfied with the dentistry they have received	0	0	N/A	92.1%	91.6%	91.5%
% of Patients satisfied with the time they had to wait for an appointment	0	0	N/A	90.8%	88.3%	87.9%

\* This is based on patients treated on this contract for their most recent course of treatment. Figures in italics indicate the base number of FP17s or Patient Questionnaire responses are less than 100. N/A is shown where the base number of responses is less than 10 during the period. % is calculated as Quantity/Base number\*100

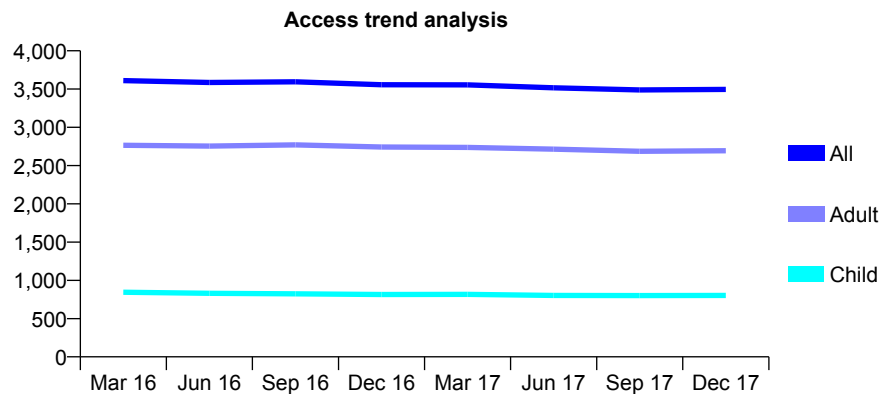
## Q44 - Vital Signs At a Glance Contract Report for 160075/0001 - December 2017

Name or company name	Arrowe Park Dental Practice
Contract type name	GDS Contract
Purpose of contract	General
Contract start date	01/11/2012
Contract end date	

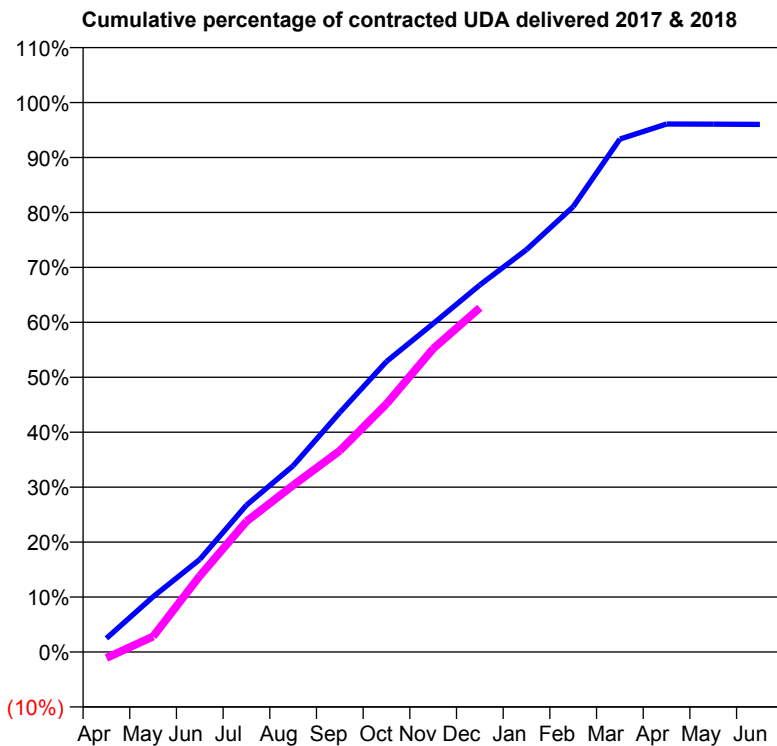
17/18 Contracted general activity (UDA)	13,875
Carry forward general activity (UDA)	552
17/18 Contracted orthodontic activity (UOA)	0
Carry forward orthodontic activity (UOA)	0
Baseline contract value	£405,344.98

### ACCESS\*

Patients seen in 24 months	Total	Change since previous quarter
Quarter ending December 2016	3,557	
Quarter ending March 2017	3,554	→
Quarter ending June 2017	3,517	↓
Quarter ending September 2017	3,488	→
Quarter ending December 2017	3,496	→
<b>Variance since December 2016</b>	<b>(1.7%)</b>	<b>↓</b>



### ACTIVITY



Month	Adjusted Scheduled Activity (UDA)	
	2017	2018
April	344	-155
May	1,394	392
June	2,338	1,920
July	3,707	3,299
August	4,704	4,210
September	6,049	5,084
October	7,336	6,264
November	8,291	7,659
December	9,266	8,690
January	10,160	
February	11,245	
March	12,951	
April	13,333	
May	13,328	
June	13,323	

### QUALITY

	Quantity	Base Number	Contract	AT	Region	England
% of FP17s for the same patient ID Re-attending within 3 months - Children	59	778	7.6%	12.1%	12.9%	12.0%
% of FP17s for the same patient ID Re-attending within 3 months - Adults	561	2,985	18.8%	17.0%	16.5%	15.9%
% of FP17s for the same patient ID Re-attending between 3 & 9 months - Children	425	778	54.6%	57.5%	59.6%	58.0%
% of FP17s for the same patient ID Re-attending between 3 & 9 months - Adults	1,691	2,985	56.6%	51.2%	52.8%	50.5%
% of FP17s for Band 1 Urgent Courses	162	3,609	4.5%	9.6%	9.1%	9.0%
% of FP17s Relating to Free Repair or Replacements	95	3,609	2.6%	1.1%	1.0%	0.8%
% of FP17s Relating to Continuations	58	3,609	1.6%	1.3%	1.2%	1.1%
% of Patients satisfied with the dentistry they have received	10	10	100.0%	92.1%	91.6%	91.5%
% of Patients satisfied with the time they had to wait for an appointment	10	10	100.0%	90.8%	88.3%	87.9%

\* This is based on patients treated on this contract for their most recent course of treatment. Figures in italics indicate the base number of FP17s or Patient Questionnaire responses are less than 100. N/A is shown where the base number of responses is less than 10 during the period. % is calculated as Quantity/Base number\*100

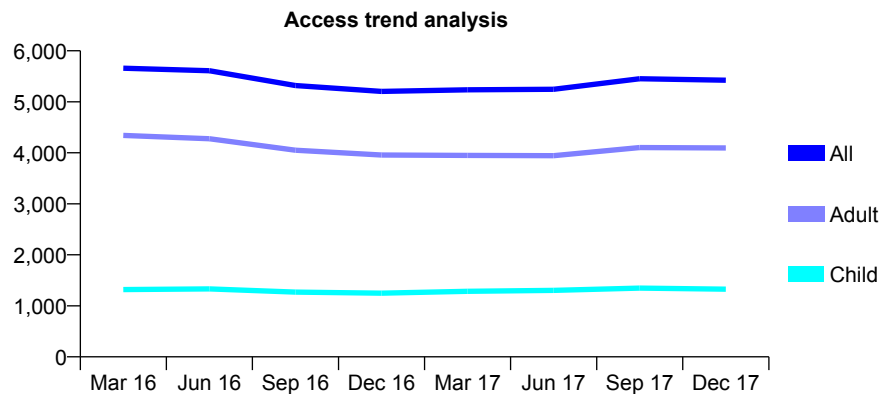
## Q44 - Vital Signs At a Glance Contract Report for 160849/0001 - December 2017

Name or company name	Abbotts and Ward
Contract type name	GDS Contract
Purpose of contract	General
Contract start date	01/05/2013
Contract end date	

17/18 Contracted general activity (UDA)	17,000
Carry forward general activity (UDA)	454
17/18 Contracted orthodontic activity (UOA)	0
Carry forward orthodontic activity (UOA)	0
Baseline contract value	£410,279.46

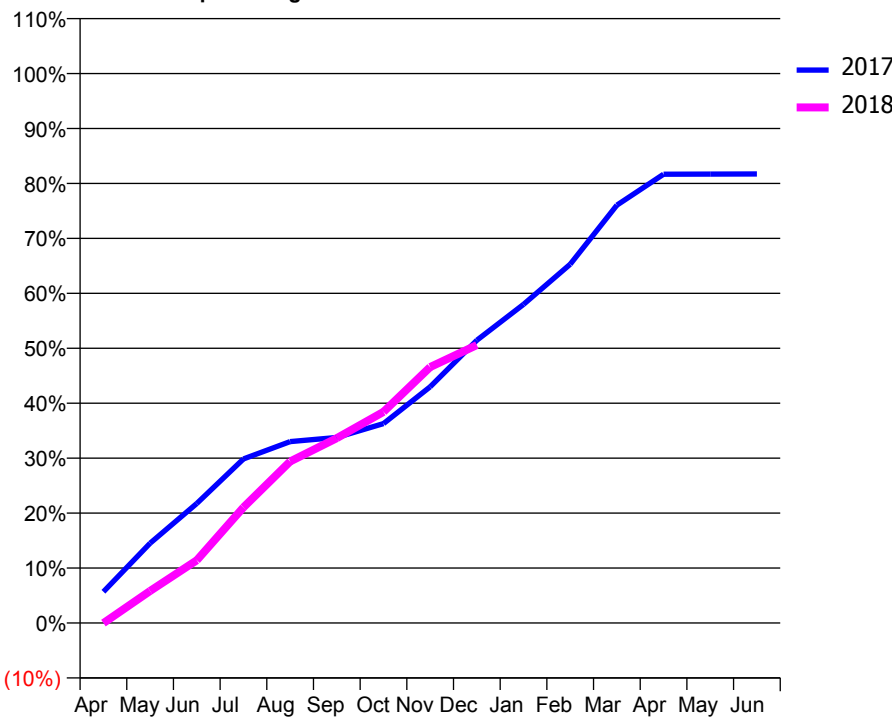
### ACCESS\*

Patients seen in 24 months	Total	Change since previous quarter
Quarter ending December 2016	5,204	
Quarter ending March 2017	5,235	→
Quarter ending June 2017	5,247	→
Quarter ending September 2017	5,451	↑
Quarter ending December 2017	5,423	→
<b>Variance since December 2016</b>	<b>4.2%</b>	<b>↑</b>



### ACTIVITY

Cumulative percentage of contracted UDA delivered 2017 & 2018



Month	Adjusted Scheduled Activity (UDA)	
	2017	2018
April	967	-6
May	2,471	990
June	3,700	1,942
July	5,075	3,579
August	5,612	4,997
September	5,741	5,719
October	6,169	6,531
November	7,309	7,920
December	8,746	8,598
January	9,857	
February	11,098	
March	12,926	
April	13,885	
May	13,887	
June	13,891	

### QUALITY

	Quantity	Base Number	Contract	AT	Region	England
% of FP17s for the same patient ID Re-attending within 3 months - Children	136	1,846	7.4%	12.1%	12.9%	12.0%
% of FP17s for the same patient ID Re-attending within 3 months - Adults	836	5,214	16.0%	17.0%	16.5%	15.9%
% of FP17s for the same patient ID Re-attending between 3 & 9 months - Children	944	1,846	51.1%	57.5%	59.6%	58.0%
% of FP17s for the same patient ID Re-attending between 3 & 9 months - Adults	2,731	5,214	52.4%	51.2%	52.8%	50.5%
% of FP17s for Band 1 Urgent Courses	525	5,073	10.3%	9.6%	9.1%	9.0%
% of FP17s Relating to Free Repair or Replacements	25	5,073	0.5%	1.1%	1.0%	0.8%
% of FP17s Relating to Continuations	28	5,073	0.6%	1.3%	1.2%	1.1%
% of Patients satisfied with the dentistry they have received	10	11	90.9%	92.1%	91.6%	91.5%
% of Patients satisfied with the time they had to wait for an appointment	10	11	90.9%	90.8%	88.3%	87.9%

\* This is based on patients treated on this contract for their most recent course of treatment. Figures in italics indicate the base number of FP17s or Patient Questionnaire responses are less than 100. N/A is shown where the base number of responses is less than 10 during the period. % is calculated as Quantity/Base number\*100

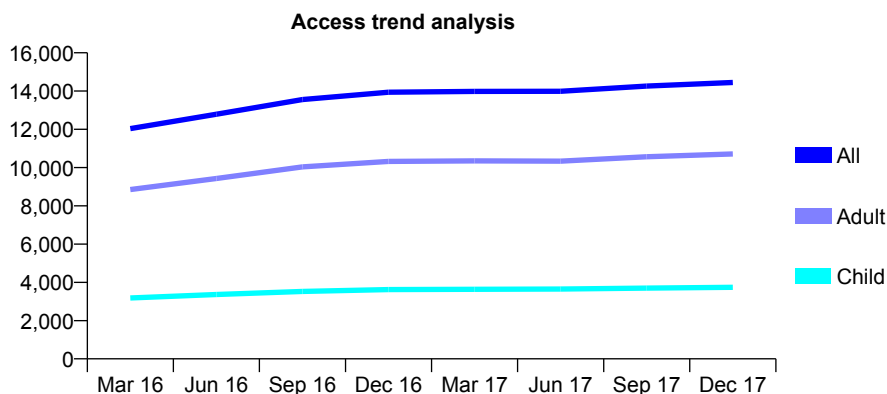
## Q44 - Vital Signs At a Glance Contract Report for 161152/0001 - December 2017

Name or company name	Martins Lane Dental Practice
Contract type name	GDS Contract
Purpose of contract	General
Contract start date	01/01/2015
Contract end date	

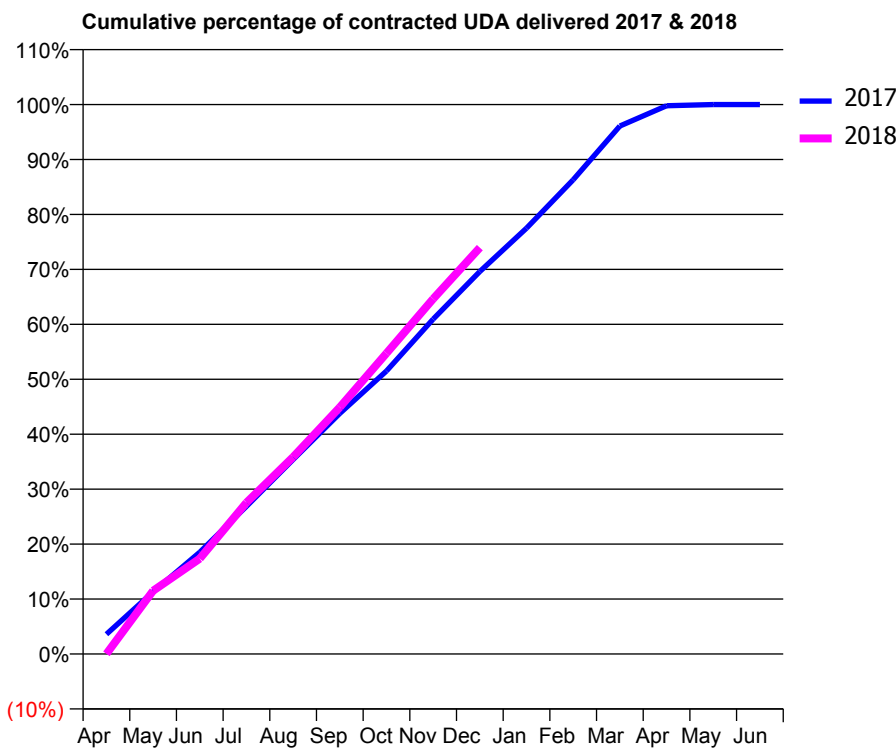
17/18 Contracted general activity (UDA)	40,962
Carry forward general activity (UDA)	0
17/18 Contracted orthodontic activity (UOA)	0
Carry forward orthodontic activity (UOA)	0
Baseline contract value	£1,269,917.08

### ACCESS\*

Patients seen in 24 months	Total	Change since previous quarter
Quarter ending December 2016	13,941	
Quarter ending March 2017	13,981	→
Quarter ending June 2017	13,990	→
Quarter ending September 2017	14,261	→
Quarter ending December 2017	14,450	→
<b>Variance since December 2016</b>	<b>3.7%</b>	<b>↑</b>



### ACTIVITY



Month	Adjusted Scheduled Activity (UDA)	
	2017	2018
April	1,503	16
May	4,729	4,715
June	7,737	7,114
July	11,225	11,288
August	14,779	14,684
September	18,290	18,390
October	21,514	22,423
November	25,458	26,477
December	29,070	30,289
January	32,363	
February	36,044	
March	40,128	
April	41,668	
May	41,763	
June	41,763	

### QUALITY

	Quantity	Base Number	Contract	AT	Region	England
% of FP17s for the same patient ID Re-attending within 3 months - Children	359	3,459	10.4%	12.1%	12.9%	12.0%
% of FP17s for the same patient ID Re-attending within 3 months - Adults	1,945	9,629	20.2%	17.0%	16.5%	15.9%
% of FP17s for the same patient ID Re-attending between 3 & 9 months - Children	1,508	3,459	43.6%	57.5%	59.6%	58.0%
% of FP17s for the same patient ID Re-attending between 3 & 9 months - Adults	3,580	9,629	37.2%	51.2%	52.8%	50.5%
% of FP17s for Band 1 Urgent Courses	860	11,783	7.3%	9.6%	9.1%	9.0%
% of FP17s Relating to Free Repair or Replacements	141	11,783	1.2%	1.1%	1.0%	0.8%
% of FP17s Relating to Continuations	390	11,783	3.3%	1.3%	1.2%	1.1%
% of Patients satisfied with the dentistry they have received	19	19	100.0%	92.1%	91.6%	91.5%
% of Patients satisfied with the time they had to wait for an appointment	16	19	84.2%	90.8%	88.3%	87.9%

\* This is based on patients treated on this contract for their most recent course of treatment. Figures in italics indicate the base number of FP17s or Patient Questionnaire responses are less than 100. N/A is shown where the base number of responses is less than 10 during the period. % is calculated as Quantity/Base number\*100

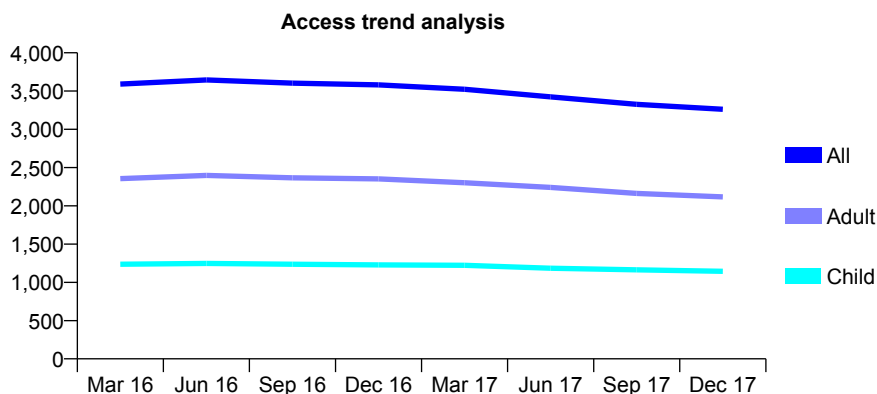
## Q44 - Vital Signs At a Glance Contract Report for 161195/0001 - December 2017

Name or company name	Toft Road Dental Surgery
Contract type name	GDS Contract
Purpose of contract	General
Contract start date	01/06/2014
Contract end date	

17/18 Contracted general activity (UDA)	7,912
Carry forward general activity (UDA)	0
17/18 Contracted orthodontic activity (UOA)	0
Carry forward orthodontic activity (UOA)	0
Baseline contract value	£190,941.02

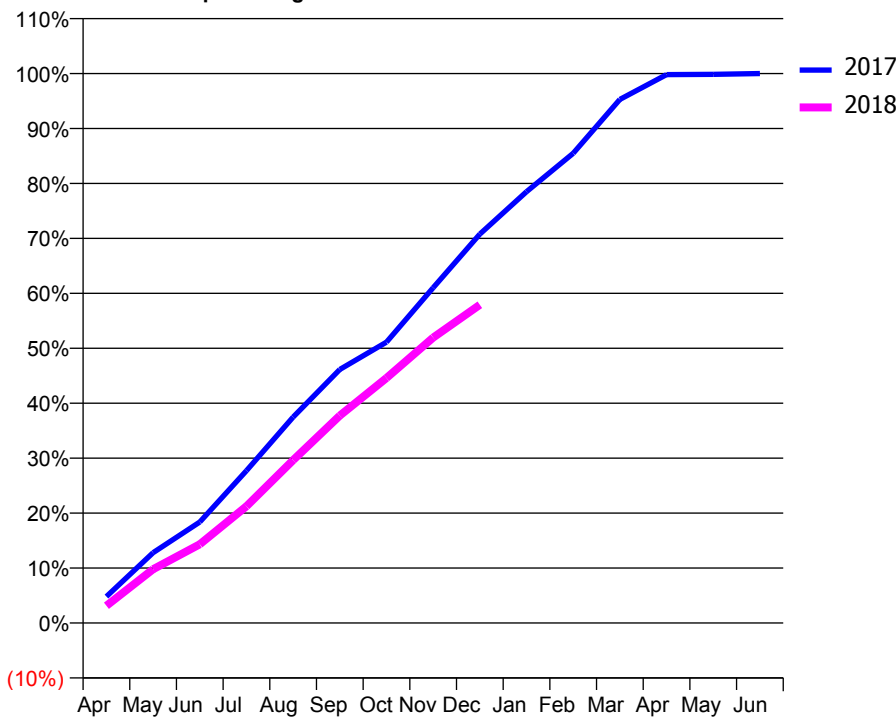
### ACCESS\*

Patients seen in 24 months	Total	Change since previous quarter
Quarter ending December 2016	3,580	
Quarter ending March 2017	3,523	↓
Quarter ending June 2017	3,424	↓
Quarter ending September 2017	3,326	↓
Quarter ending December 2017	3,262	↓
<b>Variance since December 2016</b>	<b>(8.9%)</b>	<b>↓</b>



### ACTIVITY

Cumulative percentage of contracted UDA delivered 2017 & 2018



Adjusted Scheduled Activity (UDA)

Month	2017	2018
April	387	248
May	1,029	774
June	1,476	1,133
July	2,226	1,681
August	3,011	2,346
September	3,705	2,987
October	4,106	3,528
November	4,900	4,111
December	5,684	4,581
January	6,303	
February	6,864	
March	7,652	
April	8,015	
May	8,018	
June	8,031	

### QUALITY

	Quantity	Base Number	Contract	AT	Region	England
% of FP17s for the same patient ID Re-attending within 3 months - Children	96	1,291	7.4%	12.1%	12.9%	12.0%
% of FP17s for the same patient ID Re-attending within 3 months - Adults	228	1,768	12.9%	17.0%	16.5%	15.9%
% of FP17s for the same patient ID Re-attending between 3 & 9 months - Children	828	1,291	64.1%	57.5%	59.6%	58.0%
% of FP17s for the same patient ID Re-attending between 3 & 9 months - Adults	1,051	1,768	59.4%	51.2%	52.8%	50.5%
% of FP17s for Band 1 Urgent Courses	212	2,819	7.5%	9.6%	9.1%	9.0%
% of FP17s Relating to Free Repair or Replacements	11	2,819	0.4%	1.1%	1.0%	0.8%
% of FP17s Relating to Continuations	3	2,819	0.1%	1.3%	1.2%	1.1%
% of Patients satisfied with the dentistry they have received	5	5	N/A	92.1%	91.6%	91.5%
% of Patients satisfied with the time they had to wait for an appointment	4	5	N/A	90.8%	88.3%	87.9%

\* This is based on patients treated on this contract for their most recent course of treatment. Figures in italics indicate the base number of FP17s or Patient Questionnaire responses are less than 100. N/A is shown where the base number of responses is less than 10 during the period. % is calculated as Quantity/Base number\*100

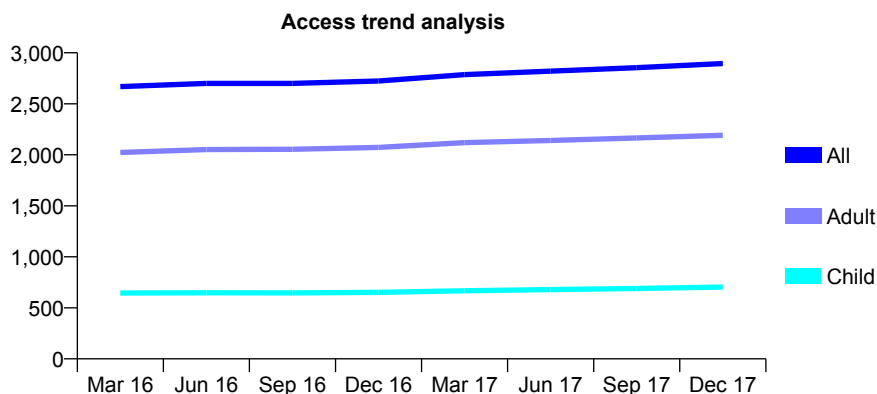
## Q44 - Vital Signs At a Glance Contract Report for 161535/0001 - December 2017

Name or company name	Orchard Dental Practice
Contract type name	GDS Contract
Purpose of contract	General
Contract start date	01/05/2013
Contract end date	

17/18 Contracted general activity (UDA)	7,200
Carry forward general activity (UDA)	20
17/18 Contracted orthodontic activity (UOA)	0
Carry forward orthodontic activity (UOA)	0
Baseline contract value	£210,322.99

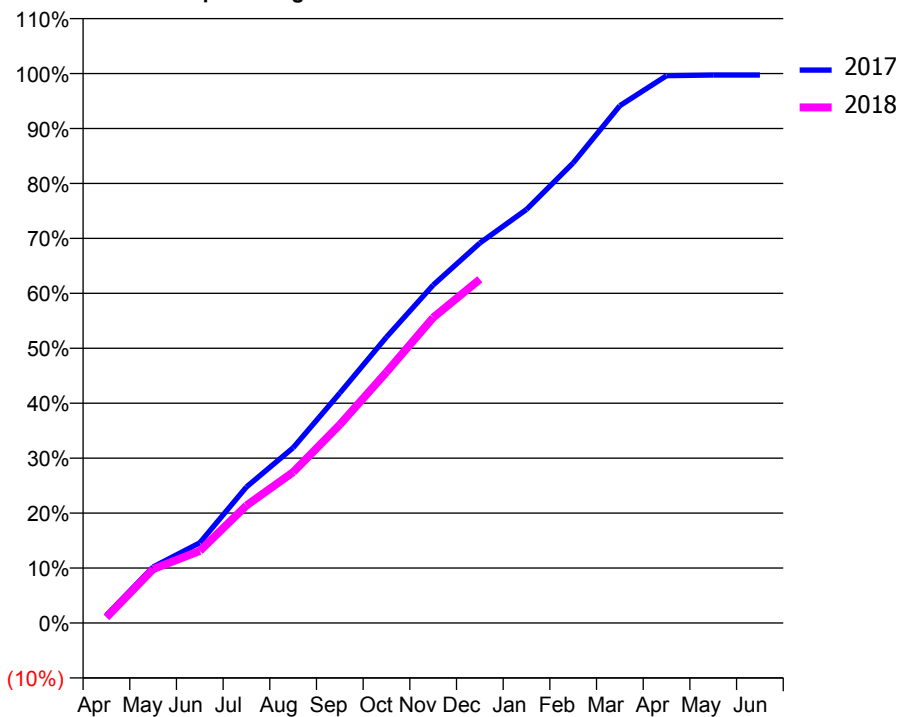
### ACCESS\*

Patients seen in 24 months	Total	Change since previous quarter
Quarter ending December 2016	2,723	
Quarter ending March 2017	2,786	↑
Quarter ending June 2017	2,820	→
Quarter ending September 2017	2,854	→
Quarter ending December 2017	2,895	→
<b>Variance since December 2016</b>	<b>6.3%</b>	<b>↑</b>



### ACTIVITY

Cumulative percentage of contracted UDA delivered 2017 & 2018



Month	Adjusted Scheduled Activity (UDA)	
	2017	2018
April	103	74
May	734	706
June	1,051	944
July	1,783	1,540
August	2,297	1,977
September	3,013	2,599
October	3,746	3,287
November	4,428	4,002
December	4,979	4,504
January	5,419	
February	6,029	
March	6,779	
April	7,171	
May	7,180	
June	7,180	

### QUALITY

	Quantity	Base Number	Contract	AT	Region	England
% of FP17s for the same patient ID Re-attending within 3 months - Children	141	877	16.1%	12.1%	12.9%	12.0%
% of FP17s for the same patient ID Re-attending within 3 months - Adults	252	2,190	11.5%	17.0%	16.5%	15.9%
% of FP17s for the same patient ID Re-attending between 3 & 9 months - Children	471	877	53.7%	57.5%	59.6%	58.0%
% of FP17s for the same patient ID Re-attending between 3 & 9 months - Adults	1,293	2,190	59.0%	51.2%	52.8%	50.5%
% of FP17s for Band 1 Urgent Courses	171	2,260	7.6%	9.6%	9.1%	9.0%
% of FP17s Relating to Free Repair or Replacements	8	2,260	0.4%	1.1%	1.0%	0.8%
% of FP17s Relating to Continuations	1	2,260	0.0%	1.3%	1.2%	1.1%
% of Patients satisfied with the dentistry they have received	3	3	N/A	92.1%	91.6%	91.5%
% of Patients satisfied with the time they had to wait for an appointment	3	3	N/A	90.8%	88.3%	87.9%

\* This is based on patients treated on this contract for their most recent course of treatment. Figures in italics indicate the base number of FP17s or Patient Questionnaire responses are less than 100. N/A is shown where the base number of responses is less than 10 during the period. % is calculated as Quantity/Base number\*100

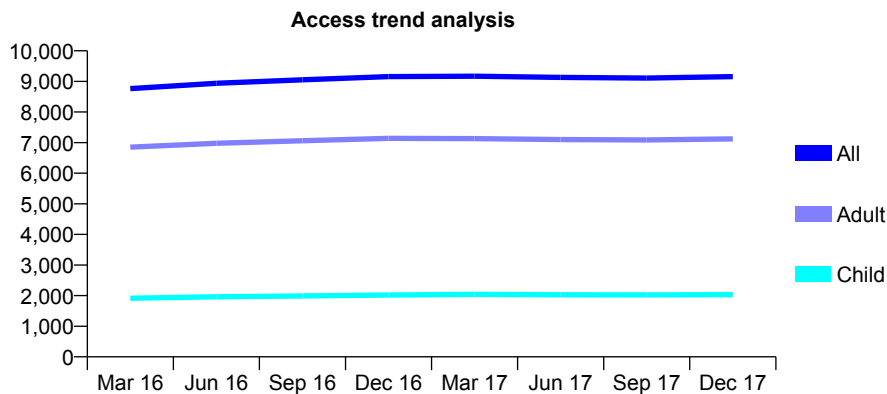
## Q44 - Vital Signs At a Glance Contract Report for 162396/0001 - December 2017

Name or company name	PHOENIX DENTAL PRACTICE LIMITED
Contract type name	GDS Contract
Purpose of contract	General
Contract start date	01/10/2011
Contract end date	

17/18 Contracted general activity (UDA)	25,819
Carry forward general activity (UDA)	417
17/18 Contracted orthodontic activity (UOA)	0
Carry forward orthodontic activity (UOA)	0
Baseline contract value	£690,450.23

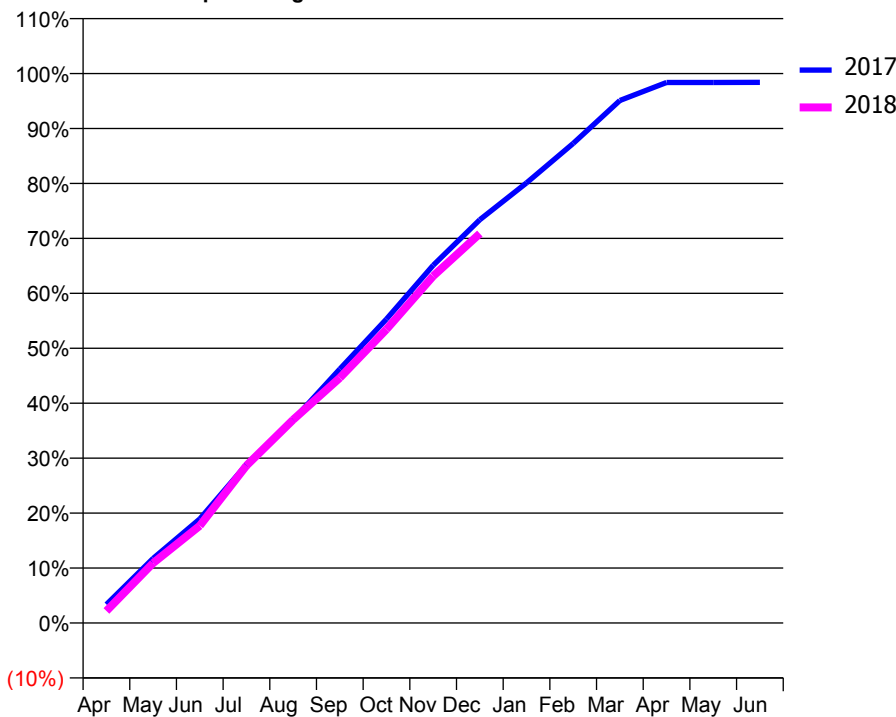
### ACCESS\*

Patients seen in 24 months	Total	Change since previous quarter
Quarter ending December 2016	9,159	
Quarter ending March 2017	9,169	→
Quarter ending June 2017	9,130	→
Quarter ending September 2017	9,111	→
Quarter ending December 2017	9,158	→
<b>Variance since December 2016</b>	<b>(0.0%)</b>	→



### ACTIVITY

Cumulative percentage of contracted UDA delivered 2017 & 2018



Month	Adjusted Scheduled Activity (UDA)	
	2017	2018
April	874	565
May	3,036	2,817
June	4,891	4,568
July	7,450	7,396
August	9,537	9,550
September	11,934	11,521
October	14,284	13,799
November	16,805	16,298
December	18,953	18,301
January	20,680	
February	22,533	
March	24,552	
April	25,395	
May	25,400	
June	25,402	

### QUALITY

	Quantity	Base Number	Contract	AT	Region	England
% of FP17s for the same patient ID Re-attending within 3 months - Children	103	2,147	4.8%	12.1%	12.9%	12.0%
% of FP17s for the same patient ID Re-attending within 3 months - Adults	1,026	7,555	13.6%	17.0%	16.5%	15.9%
% of FP17s for the same patient ID Re-attending between 3 & 9 months - Children	1,277	2,147	59.5%	57.5%	59.6%	58.0%
% of FP17s for the same patient ID Re-attending between 3 & 9 months - Adults	4,164	7,555	55.1%	51.2%	52.8%	50.5%
% of FP17s for Band 1 Urgent Courses	777	9,282	8.4%	9.6%	9.1%	9.0%
% of FP17s Relating to Free Repair or Replacements	99	9,282	1.1%	1.1%	1.0%	0.8%
% of FP17s Relating to Continuations	138	9,282	1.5%	1.3%	1.2%	1.1%
% of Patients satisfied with the dentistry they have received	21	22	95.5%	92.1%	91.6%	91.5%
% of Patients satisfied with the time they had to wait for an appointment	19	22	86.4%	90.8%	88.3%	87.9%

\* This is based on patients treated on this contract for their most recent course of treatment. Figures in italics indicate the base number of FP17s or Patient Questionnaire responses are less than 100. N/A is shown where the base number of responses is less than 10 during the period. % is calculated as Quantity/Base number\*100



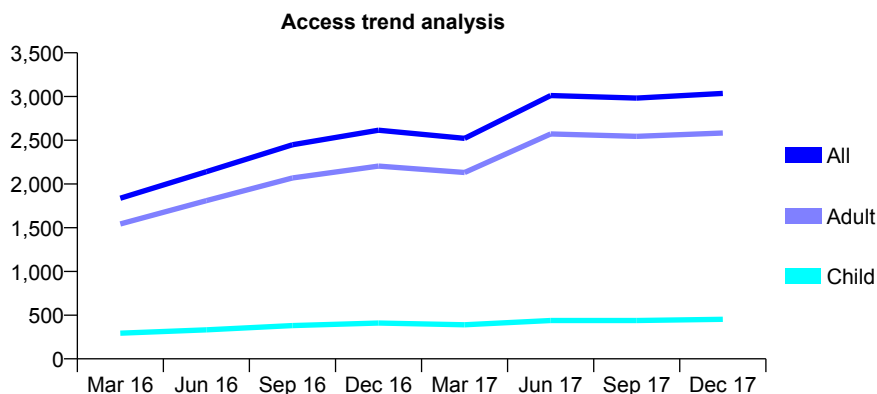
## Q44 - Vital Signs At a Glance Contract Report for 165956/0001 - December 2017

Name or company name	Park House Dental Practice
Contract type name	GDS Contract
Purpose of contract	General
Contract start date	06/07/2015
Contract end date	

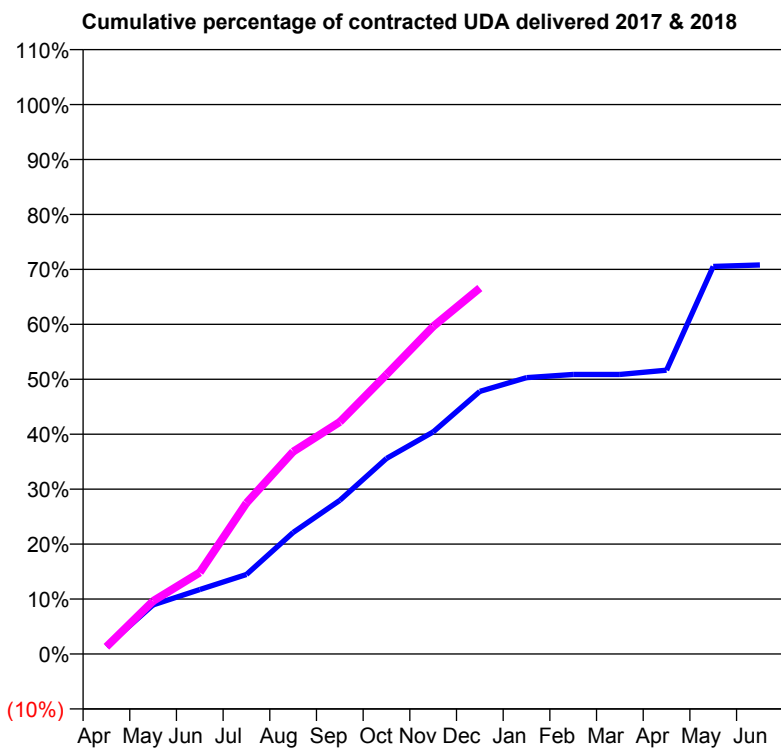
17/18 Contracted general activity (UDA)	12,118
Carry forward general activity (UDA)	0
17/18 Contracted orthodontic activity (UOA)	0
Carry forward orthodontic activity (UOA)	0
Baseline contract value	£291,096.78

### ACCESS\*

Patients seen in 24 months	Total	Change since previous quarter
Quarter ending December 2016	2,614	
Quarter ending March 2017	2,521	↓
Quarter ending June 2017	3,011	↑
Quarter ending September 2017	2,983	→
Quarter ending December 2017	3,035	→
<b>Variance since December 2016</b>	<b>16.1%</b>	<b>↑</b>



### ACTIVITY



Month	Adjusted Scheduled Activity (UDA)	
	2017	2018
April	166	160
May	1,084	1,170
June	1,422	1,798
July	1,755	3,329
August	2,681	4,464
September	3,388	5,117
October	4,312	6,163
November	4,897	7,224
December	5,791	8,070
January	6,094	
February	6,166	
March	6,166	
April	6,261	
May	8,548	
June	8,581	

### QUALITY

	Quantity	Base Number	Contract	AT	Region	England
% of FP17s for the same patient ID Re-attending within 3 months - Children	85	676	12.6%	12.1%	12.9%	12.0%
% of FP17s for the same patient ID Re-attending within 3 months - Adults	556	3,591	15.5%	17.0%	16.5%	15.9%
% of FP17s for the same patient ID Re-attending between 3 & 9 months - Children	304	676	45.0%	57.5%	59.6%	58.0%
% of FP17s for the same patient ID Re-attending between 3 & 9 months - Adults	1,586	3,591	44.2%	51.2%	52.8%	50.5%
% of FP17s for Band 1 Urgent Courses	274	3,219	8.5%	9.6%	9.1%	9.0%
% of FP17s Relating to Free Repair or Replacements	55	3,219	1.7%	1.1%	1.0%	0.8%
% of FP17s Relating to Continuations	40	3,219	1.2%	1.3%	1.2%	1.1%
% of Patients satisfied with the dentistry they have received	9	9	N/A	92.1%	91.6%	91.5%
% of Patients satisfied with the time they had to wait for an appointment	9	9	N/A	90.8%	88.3%	87.9%

\* This is based on patients treated on this contract for their most recent course of treatment. Figures in italics indicate the base number of FP17s or Patient Questionnaire responses are less than 100. N/A is shown where the base number of responses is less than 10 during the period. % is calculated as Quantity/Base number\*100

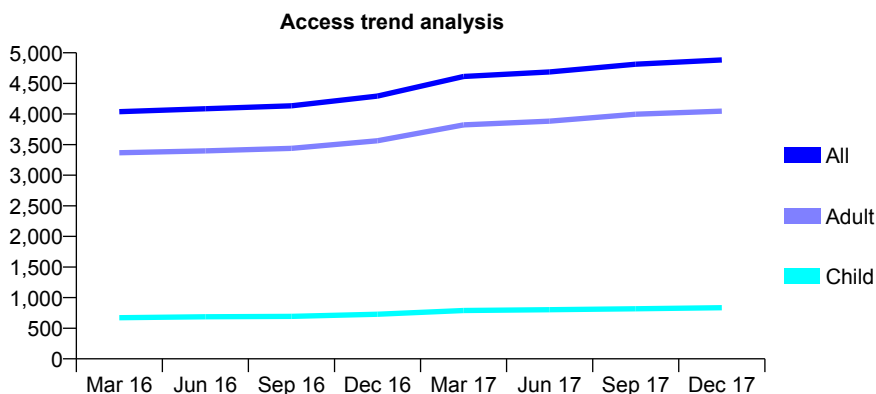
## Q44 - Vital Signs At a Glance Contract Report for 166693/0001 - December 2017

Name or company name	Roe Street Dental Practice
Contract type name	GDS Contract
Purpose of contract	General
Contract start date	01/10/2013
Contract end date	

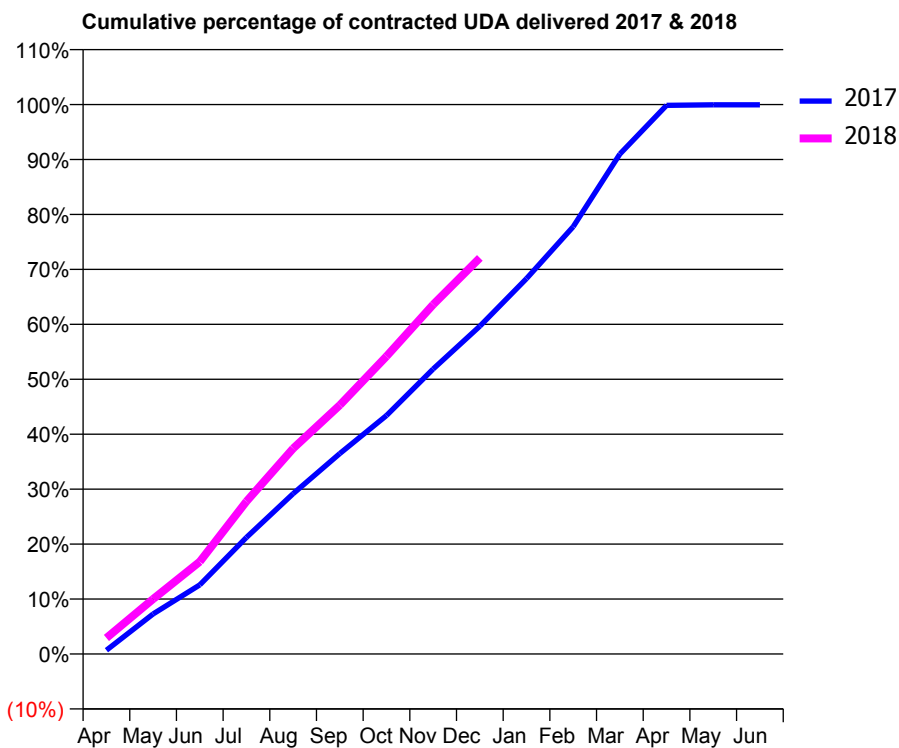
17/18 Contracted general activity (UDA)	14,952
Carry forward general activity (UDA)	0
17/18 Contracted orthodontic activity (UOA)	0
Carry forward orthodontic activity (UOA)	0
Baseline contract value	£407,785.53

### ACCESS\*

Patients seen in 24 months	Total	Change since previous quarter
Quarter ending December 2016	4,292	
Quarter ending March 2017	4,613	↑
Quarter ending June 2017	4,687	→
Quarter ending September 2017	4,814	↑
Quarter ending December 2017	4,883	→
<b>Variance since December 2016</b>	<b>13.8%</b>	<b>↑</b>



### ACTIVITY



Month	Adjusted Scheduled Activity (UDA)	
	2017	2018
April	103	437
May	1,090	1,498
June	1,880	2,512
July	3,172	4,152
August	4,365	5,594
September	5,456	6,772
October	6,489	8,099
November	7,754	9,509
December	8,919	10,780
January	10,214	
February	11,627	
March	13,603	
April	14,929	
May	14,943	
June	14,944	

### QUALITY

	Quantity	Base Number	Contract	AT	Region	England
% of FP17s for the same patient ID Re-attending within 3 months - Children	166	1,144	14.5%	12.1%	12.9%	12.0%
% of FP17s for the same patient ID Re-attending within 3 months - Adults	1,101	5,469	20.1%	17.0%	16.5%	15.9%
% of FP17s for the same patient ID Re-attending between 3 & 9 months - Children	716	1,144	62.6%	57.5%	59.6%	58.0%
% of FP17s for the same patient ID Re-attending between 3 & 9 months - Adults	3,386	5,469	61.9%	51.2%	52.8%	50.5%
% of FP17s for Band 1 Urgent Courses	708	6,112	11.6%	9.6%	9.1%	9.0%
% of FP17s Relating to Free Repair or Replacements	73	6,112	1.2%	1.1%	1.0%	0.8%
% of FP17s Relating to Continuations	61	6,112	1.0%	1.3%	1.2%	1.1%
% of Patients satisfied with the dentistry they have received	12	13	92.3%	92.1%	91.6%	91.5%
% of Patients satisfied with the time they had to wait for an appointment	13	13	100.0%	90.8%	88.3%	87.9%

\* This is based on patients treated on this contract for their most recent course of treatment. Figures in italics indicate the base number of FP17s or Patient Questionnaire responses are less than 100. N/A is shown where the base number of responses is less than 10 during the period. % is calculated as Quantity/Base number\*100

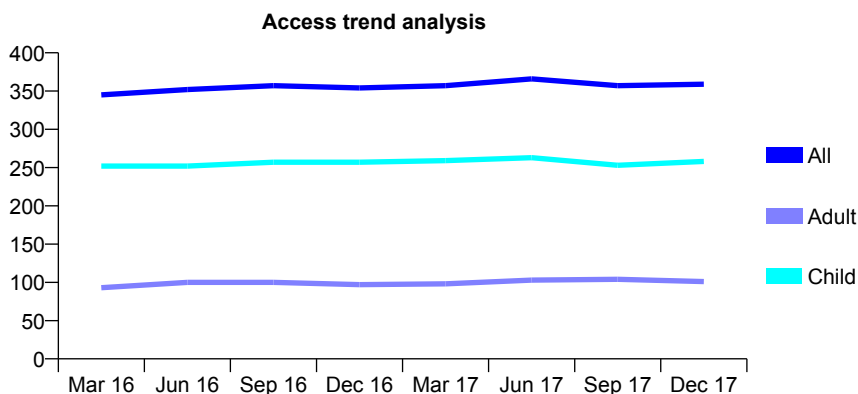
## Q44 - Vital Signs At a Glance Contract Report for 168440/0001 - December 2017

Name or company name	John Sullivan Dental Practice Ltd
Contract type name	GDS Contract
Purpose of contract	General
Contract start date	01/05/2010
Contract end date	

17/18 Contracted general activity (UDA)	1,000
Carry forward general activity (UDA)	0
17/18 Contracted orthodontic activity (UOA)	0
Carry forward orthodontic activity (UOA)	0
Baseline contract value	£21,062.86

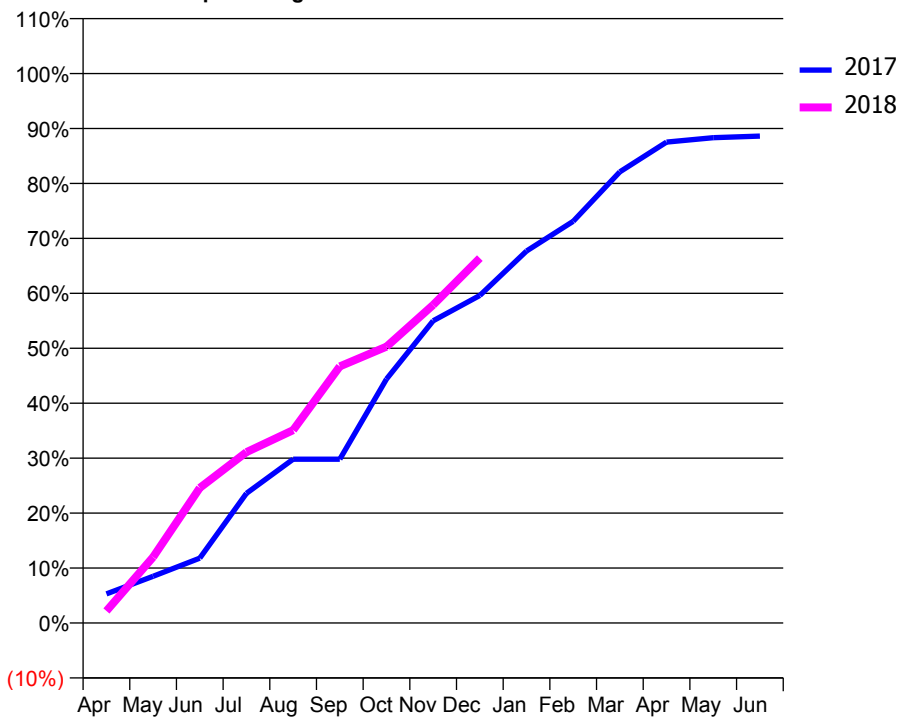
### ACCESS\*

Patients seen in 24 months	Total	Change since previous quarter
Quarter ending December 2016	354	
Quarter ending March 2017	357	→
Quarter ending June 2017	366	↑
Quarter ending September 2017	357	↓
Quarter ending December 2017	359	→
<b>Variance since December 2016</b>	<b>1.4%</b>	<b>→</b>



### ACTIVITY

Cumulative percentage of contracted UDA delivered 2017 & 2018



Month	Adjusted Scheduled Activity (UDA)	
	2017	2018
April	53	22
May	85	120
June	118	246
July	236	311
August	298	351
September	298	467
October	444	503
November	550	579
December	596	664
January	677	
February	731	
March	821	
April	875	
May	883	
June	886	

### QUALITY

	Quantity	Base Number	Contract	AT	Region	England
% of FP17s for the same patient ID Re-attending within 3 months - Children	11	263	4.2%	12.1%	12.9%	12.0%
% of FP17s for the same patient ID Re-attending within 3 months - Adults	2	67	3.0%	17.0%	16.5%	15.9%
% of FP17s for the same patient ID Re-attending between 3 & 9 months - Children	147	263	55.9%	57.5%	59.6%	58.0%
% of FP17s for the same patient ID Re-attending between 3 & 9 months - Adults	27	67	40.3%	51.2%	52.8%	50.5%
% of FP17s for Band 1 Urgent Courses	0	303	0.0%	9.6%	9.1%	9.0%
% of FP17s Relating to Free Repair or Replacements	0	303	0.0%	1.1%	1.0%	0.8%
% of FP17s Relating to Continuations	0	303	0.0%	1.3%	1.2%	1.1%
% of Patients satisfied with the dentistry they have received	0	0	N/A	92.1%	91.6%	91.5%
% of Patients satisfied with the time they had to wait for an appointment	0	0	N/A	90.8%	88.3%	87.9%

\* This is based on patients treated on this contract for their most recent course of treatment. Figures in italics indicate the base number of FP17s or Patient Questionnaire responses are less than 100. N/A is shown where the base number of responses is less than 10 during the period. % is calculated as Quantity/Base number\*100

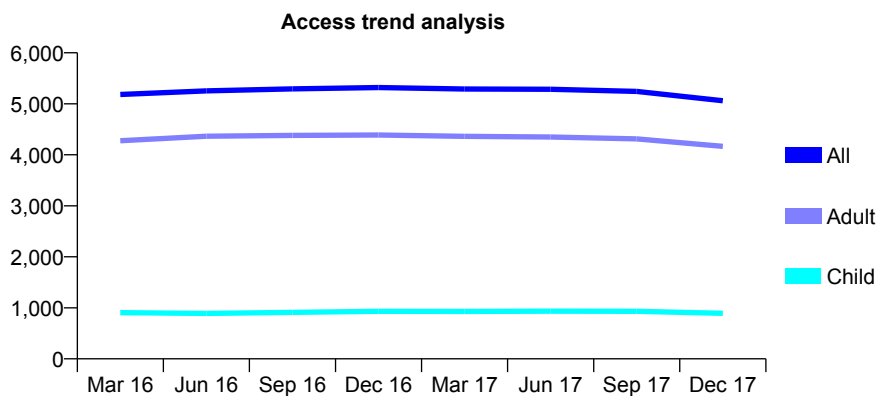
## Q44 - Vital Signs At a Glance Contract Report for 169633/0001 - December 2017

Name or company name	Chester Dental Clinic
Contract type name	GDS Contract
Purpose of contract	General
Contract start date	01/04/2011
Contract end date	

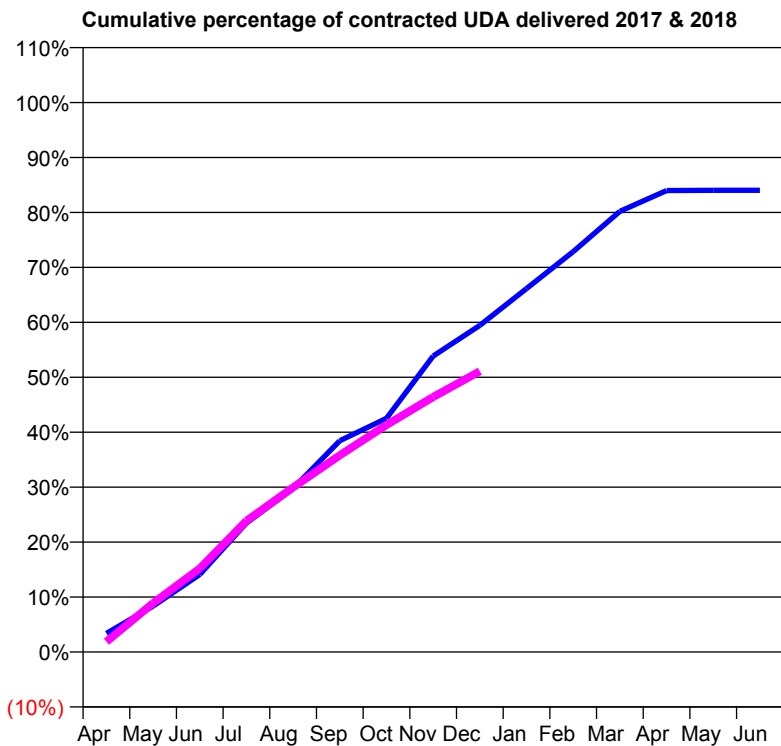
17/18 Contracted general activity (UDA)	19,750
Carry forward general activity (UDA)	0
17/18 Contracted orthodontic activity (UOA)	0
Carry forward orthodontic activity (UOA)	0
Baseline contract value	£507,102.43

### ACCESS\*

Patients seen in 24 months	Total	Change since previous quarter
Quarter ending December 2016	5,319	
Quarter ending March 2017	5,291	→
Quarter ending June 2017	5,284	→
Quarter ending September 2017	5,243	→
Quarter ending December 2017	5,060	↓
<b>Variance since December 2016</b>	<b>(4.9%)</b>	<b>↓</b>



### ACTIVITY



Month	Adjusted Scheduled Activity (UDA)	
	2017	2018
April	668	370
May	1,650	1,755
June	2,785	3,001
July	4,639	4,715
August	5,882	5,919
September	7,593	7,074
October	8,398	8,160
November	10,635	9,164
December	11,742	10,093
January	13,061	
February	14,388	
March	15,836	
April	16,584	
May	16,597	
June	16,595	

### QUALITY

	Quantity	Base Number	Contract	AT	Region	England
% of FP17s for the same patient ID Re-attending within 3 months - Children	75	801	9.4%	12.1%	12.9%	12.0%
% of FP17s for the same patient ID Re-attending within 3 months - Adults	673	3,547	19.0%	17.0%	16.5%	15.9%
% of FP17s for the same patient ID Re-attending between 3 & 9 months - Children	408	801	50.9%	57.5%	59.6%	58.0%
% of FP17s for the same patient ID Re-attending between 3 & 9 months - Adults	1,549	3,547	43.7%	51.2%	52.8%	50.5%
% of FP17s for Band 1 Urgent Courses	508	4,039	12.6%	9.6%	9.1%	9.0%
% of FP17s Relating to Free Repair or Replacements	42	4,039	1.0%	1.1%	1.0%	0.8%
% of FP17s Relating to Continuations	51	4,039	1.3%	1.3%	1.2%	1.1%
% of Patients satisfied with the dentistry they have received	7	9	N/A	92.1%	91.6%	91.5%
% of Patients satisfied with the time they had to wait for an appointment	8	9	N/A	90.8%	88.3%	87.9%

\* This is based on patients treated on this contract for their most recent course of treatment. Figures in italics indicate the base number of FP17s or Patient Questionnaire responses are less than 100. N/A is shown where the base number of responses is less than 10 during the period. % is calculated as Quantity/Base number\*100

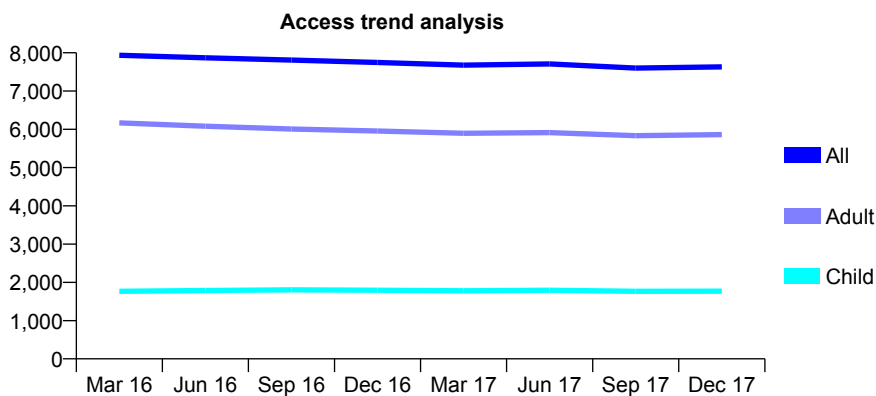
## Q44 - Vital Signs At a Glance Contract Report for 171336/0001 - December 2017

Name or company name	Westborne Dental Practice
Contract type name	GDS Contract
Purpose of contract	General
Contract start date	01/04/2006
Contract end date	

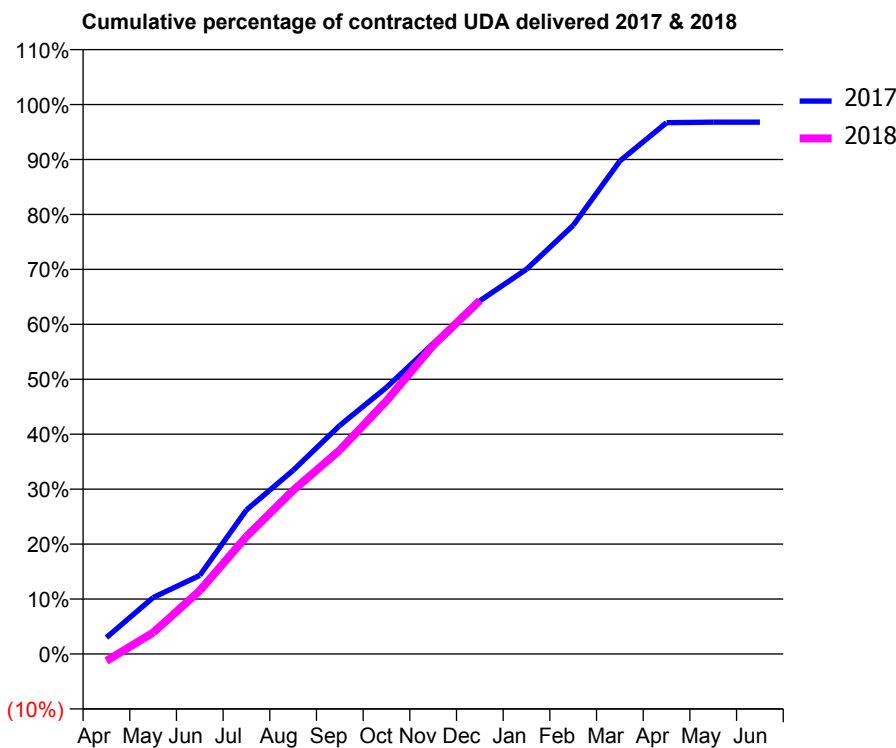
17/18 Contracted general activity (UDA)	25,485
Carry forward general activity (UDA)	815
17/18 Contracted orthodontic activity (UOA)	0
Carry forward orthodontic activity (UOA)	0
Baseline contract value	£790,092.36

### ACCESS\*

Patients seen in 24 months	Total	Change since previous quarter
Quarter ending December 2016	7,746	
Quarter ending March 2017	7,676	→
Quarter ending June 2017	7,710	→
Quarter ending September 2017	7,600	↓
Quarter ending December 2017	7,633	→
<b>Variance since December 2016</b>	<b>(1.5%)</b>	<b>↓</b>



### ACTIVITY



Month	Adjusted Scheduled Activity (UDA)	
	2017	2018
April	766	-326
May	2,619	991
June	3,644	2,942
July	6,680	5,451
August	8,520	7,592
September	10,605	9,460
October	12,366	11,742
November	14,395	14,311
December	16,381	16,391
January	17,843	
February	19,881	
March	22,868	
April	24,644	
May	24,670	
June	24,670	

### QUALITY

	Quantity	Base Number	Contract	AT	Region	England
% of FP17s for the same patient ID Re-attending within 3 months - Children	229	2,442	9.4%	12.1%	12.9%	12.0%
% of FP17s for the same patient ID Re-attending within 3 months - Adults	1,647	7,121	23.1%	17.0%	16.5%	15.9%
% of FP17s for the same patient ID Re-attending between 3 & 9 months - Children	1,624	2,442	66.5%	57.5%	59.6%	58.0%
% of FP17s for the same patient ID Re-attending between 3 & 9 months - Adults	3,683	7,121	51.7%	51.2%	52.8%	50.5%
% of FP17s for Band 1 Urgent Courses	1,338	8,393	15.9%	9.6%	9.1%	9.0%
% of FP17s Relating to Free Repair or Replacements	119	8,393	1.4%	1.1%	1.0%	0.8%
% of FP17s Relating to Continuations	56	8,393	0.7%	1.3%	1.2%	1.1%
% of Patients satisfied with the dentistry they have received	15	15	100.0%	92.1%	91.6%	91.5%
% of Patients satisfied with the time they had to wait for an appointment	15	15	100.0%	90.8%	88.3%	87.9%

\* This is based on patients treated on this contract for their most recent course of treatment. Figures in italics indicate the base number of FP17s or Patient Questionnaire responses are less than 100. N/A is shown where the base number of responses is less than 10 during the period. % is calculated as Quantity/Base number\*100

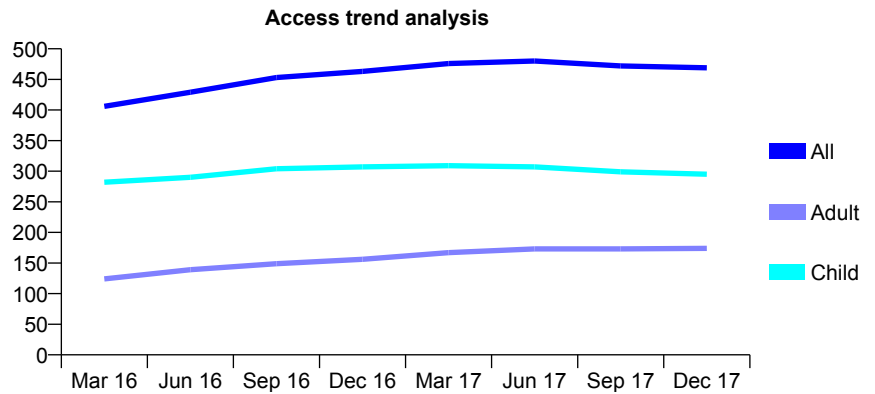
## Q44 - Vital Signs At a Glance Contract Report for 173053/0001 - December 2017

Name or company name	Chester Road Dental Care Ltd
Contract type name	GDS Contract
Purpose of contract	General
Contract start date	01/07/2015
Contract end date	

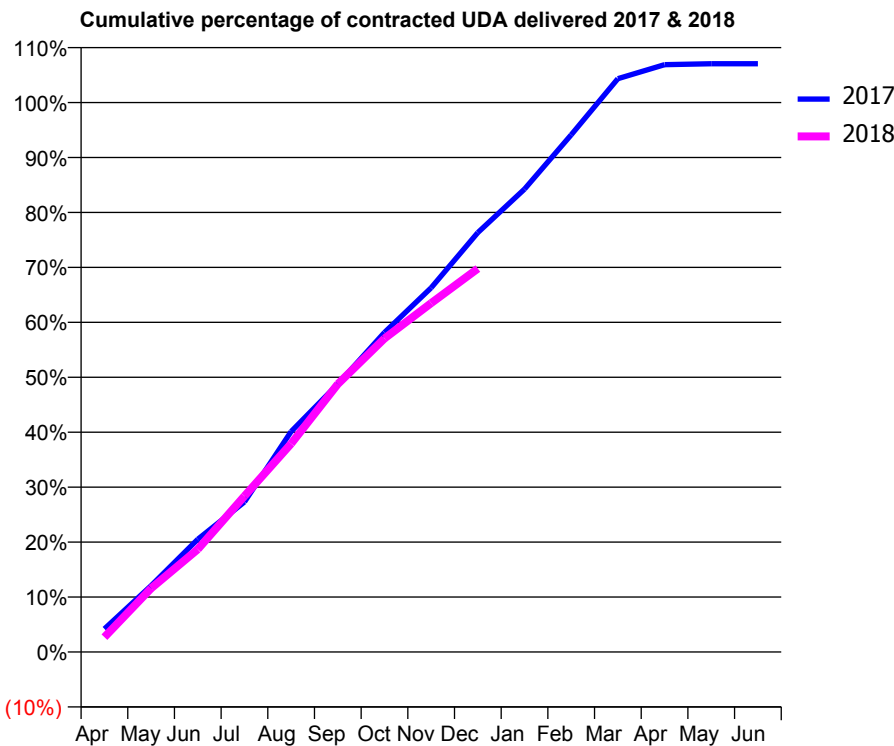
17/18 Contracted general activity (UDA)	1,149
Carry forward general activity (UDA)	0
17/18 Contracted orthodontic activity (UOA)	0
Carry forward orthodontic activity (UOA)	0
Baseline contract value	£24,292.87

### ACCESS\*

Patients seen in 24 months	Total	Change since previous quarter
Quarter ending December 2016	463	
Quarter ending March 2017	476	↑
Quarter ending June 2017	480	→
Quarter ending September 2017	472	↓
Quarter ending December 2017	469	→
<b>Variance since December 2016</b>	<b>1.3%</b>	<b>→</b>



### ACTIVITY



Month	Adjusted Scheduled Activity (UDA)	
	2017	2018
April	49	31
May	141	133
June	241	215
July	320	326
August	470	436
September	571	560
October	682	656
November	777	730
December	895	802
January	987	
February	1,103	
March	1,223	
April	1,253	
May	1,255	
June	1,255	

### QUALITY

	Quantity	Base Number	Contract	AT	Region	England
% of FP17s for the same patient ID Re-attending within 3 months - Children	33	378	8.7%	12.1%	12.9%	12.0%
% of FP17s for the same patient ID Re-attending within 3 months - Adults	37	179	20.7%	17.0%	16.5%	15.9%
% of FP17s for the same patient ID Re-attending between 3 & 9 months - Children	292	378	77.2%	57.5%	59.6%	58.0%
% of FP17s for the same patient ID Re-attending between 3 & 9 months - Adults	118	179	65.9%	51.2%	52.8%	50.5%
% of FP17s for Band 1 Urgent Courses	14	529	2.6%	9.6%	9.1%	9.0%
% of FP17s Relating to Free Repair or Replacements	0	529	0.0%	1.1%	1.0%	0.8%
% of FP17s Relating to Continuations	3	529	0.6%	1.3%	1.2%	1.1%
% of Patients satisfied with the dentistry they have received	10	10	100.0%	92.1%	91.6%	91.5%
% of Patients satisfied with the time they had to wait for an appointment	9	10	90.0%	90.8%	88.3%	87.9%

\* This is based on patients treated on this contract for their most recent course of treatment. Figures in italics indicate the base number of FP17s or Patient Questionnaire responses are less than 100. N/A is shown where the base number of responses is less than 10 during the period. % is calculated as Quantity/Base number\*100

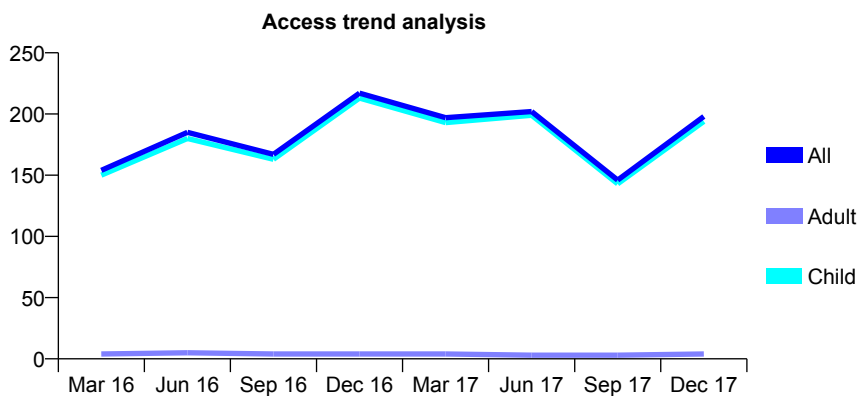
## Q44 - Vital Signs At a Glance Contract Report for 174343/0002 - December 2017

Name or company name	Bridgewater Community Healthcare NHS F
Contract type name	PDS Contract
Purpose of contract	General
Contract start date	01/04/2015
Contract end date	31/03/2018

17/18 Contracted general activity (UDA)	3,000
Carry forward general activity (UDA)	0
17/18 Contracted orthodontic activity (UOA)	0
Carry forward orthodontic activity (UOA)	0
Baseline contract value	£601,730.30

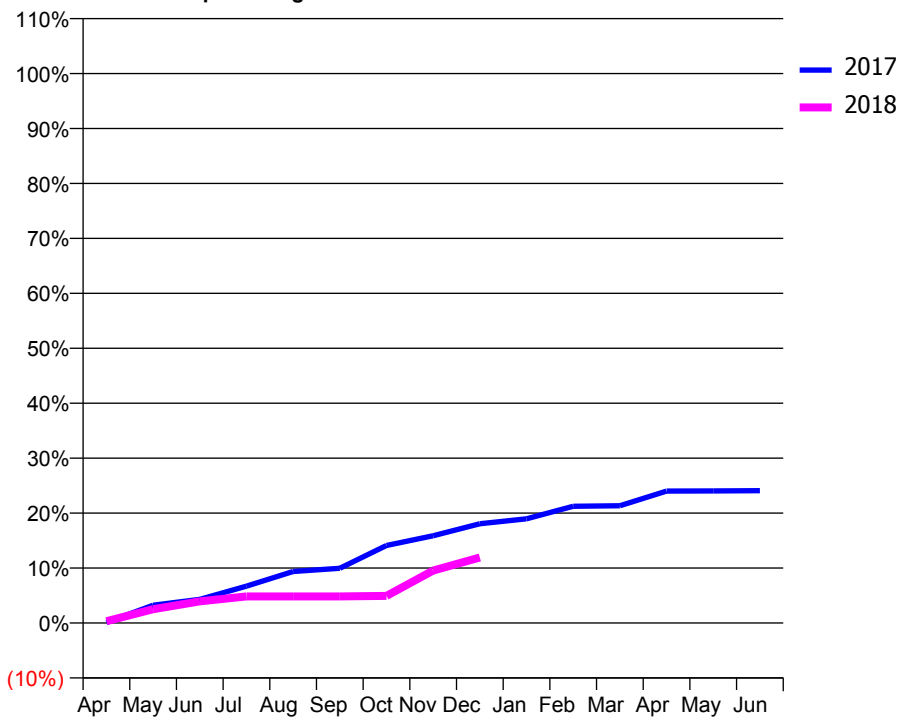
### ACCESS\*

Patients seen in 24 months	Total	Change since previous quarter
Quarter ending December 2016	217	
Quarter ending March 2017	197	↓
Quarter ending June 2017	202	↑
Quarter ending September 2017	146	↓
Quarter ending December 2017	198	↑
<b>Variance since December 2016</b>	<b>(8.8%)</b>	<b>↓</b>



### ACTIVITY

Cumulative percentage of contracted UDA delivered 2017 & 2018



Month	Adjusted Scheduled Activity (UDA)	
	2017	2018
April	3	10
May	97	75
June	129	118
July	201	145
August	281	145
September	299	145
October	423	148
November	476	286
December	542	358
January	569	
February	637	
March	640	
April	720	
May	721	
June	722	

### QUALITY

	Quantity	Base Number	Contract	AT	Region	England
% of FP17s for the same patient ID Re-attending within 3 months - Children	3	197	1.5%	12.1%	12.9%	12.0%
% of FP17s for the same patient ID Re-attending within 3 months - Adults	0	2	0.0%	17.0%	16.5%	15.9%
% of FP17s for the same patient ID Re-attending between 3 & 9 months - Children	1	197	0.5%	57.5%	59.6%	58.0%
% of FP17s for the same patient ID Re-attending between 3 & 9 months - Adults	0	2	0.0%	51.2%	52.8%	50.5%
% of FP17s for Band 1 Urgent Courses	3	169	1.8%	9.6%	9.1%	9.0%
% of FP17s Relating to Free Repair or Replacements	0	169	0.0%	1.1%	1.0%	0.8%
% of FP17s Relating to Continuations	0	169	0.0%	1.3%	1.2%	1.1%
% of Patients satisfied with the dentistry they have received	0	0	N/A	92.1%	91.6%	91.5%
% of Patients satisfied with the time they had to wait for an appointment	0	0	N/A	90.8%	88.3%	87.9%

\* This is based on patients treated on this contract for their most recent course of treatment. Figures in italics indicate the base number of FP17s or Patient Questionnaire responses are less than 100. N/A is shown where the base number of responses is less than 10 during the period. % is calculated as Quantity/Base number\*100

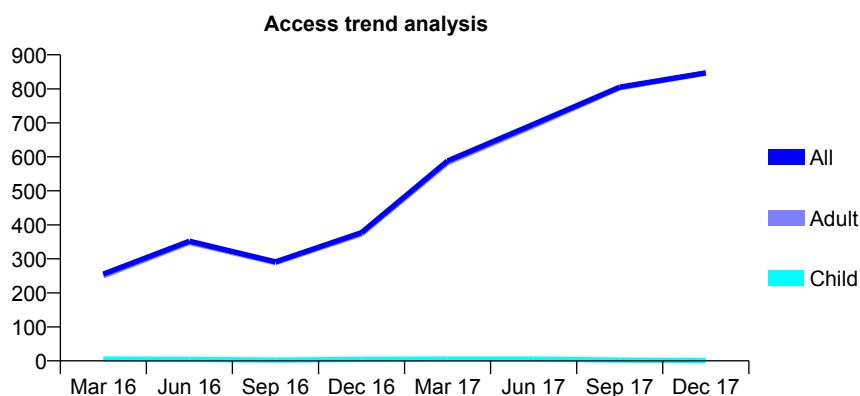
## Q44 - Vital Signs At a Glance Contract Report for 174343/0012 - December 2017

Name or company name	Bridgewater Community Healthcare NHS F
Contract type name	PDS Contract
Purpose of contract	General
Contract start date	01/07/2015
Contract end date	30/06/2018

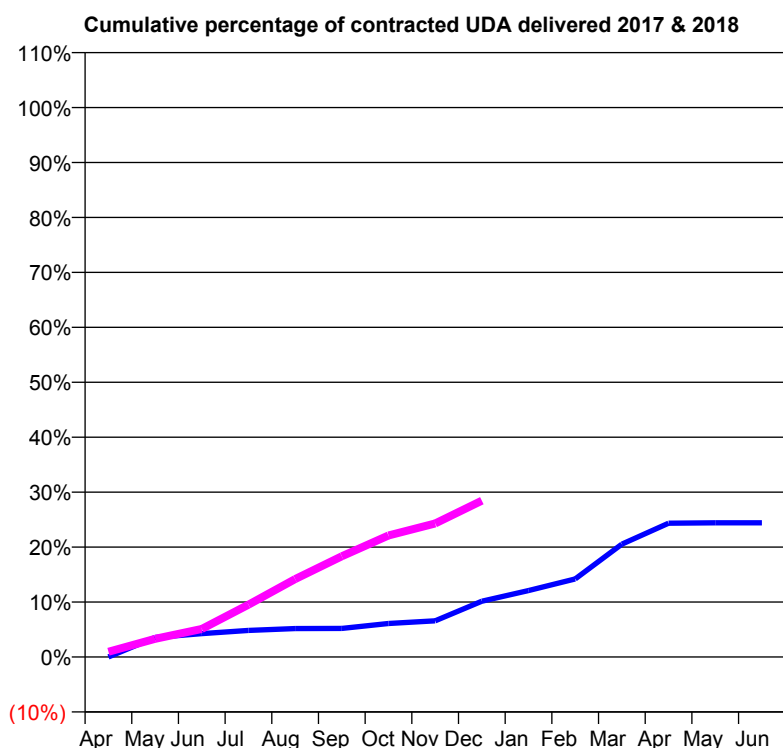
17/18 Contracted general activity (UDA)	6,600
Carry forward general activity (UDA)	0
17/18 Contracted orthodontic activity (UOA)	0
Carry forward orthodontic activity (UOA)	0
Baseline contract value	£361,244.60

### ACCESS\*

Patients seen in 24 months	Total	Change since previous quarter
Quarter ending December 2016	377	
Quarter ending March 2017	588	↑
Quarter ending June 2017	696	↑
Quarter ending September 2017	805	↑
Quarter ending December 2017	847	↑
<b>Variance since December 2016</b>	<b>124.7%</b>	<b>↑</b>



### ACTIVITY



Month	Adjusted Scheduled Activity (UDA)	
	2017	2018
April	0	64
May	234	218
June	281	337
July	319	629
August	341	936
September	344	1,210
October	402	1,460
November	435	1,604
December	670	1,878
January	798	
February	938	
March	1,355	
April	1,607	
May	1,611	
June	1,611	

### QUALITY

	Quantity	Base Number	Contract	AT	Region	England
% of FP17s for the same patient ID Re-attending within 3 months - Children	0	4	0.0%	12.1%	12.9%	12.0%
% of FP17s for the same patient ID Re-attending within 3 months - Adults	14	881	1.6%	17.0%	16.5%	15.9%
% of FP17s for the same patient ID Re-attending between 3 & 9 months - Children	0	4	0.0%	57.5%	59.6%	58.0%
% of FP17s for the same patient ID Re-attending between 3 & 9 months - Adults	1	881	0.1%	51.2%	52.8%	50.5%
% of FP17s for Band 1 Urgent Courses	5	759	0.7%	9.6%	9.1%	9.0%
% of FP17s Relating to Free Repair or Replacements	0	759	0.0%	1.1%	1.0%	0.8%
% of FP17s Relating to Continuations	2	759	0.3%	1.3%	1.2%	1.1%
% of Patients satisfied with the dentistry they have received	1	1	N/A	92.1%	91.6%	91.5%
% of Patients satisfied with the time they had to wait for an appointment	1	1	N/A	90.8%	88.3%	87.9%

\* This is based on patients treated on this contract for their most recent course of treatment. Figures in italics indicate the base number of FP17s or Patient Questionnaire responses are less than 100. N/A is shown where the base number of responses is less than 10 during the period. % is calculated as Quantity/Base number\*100



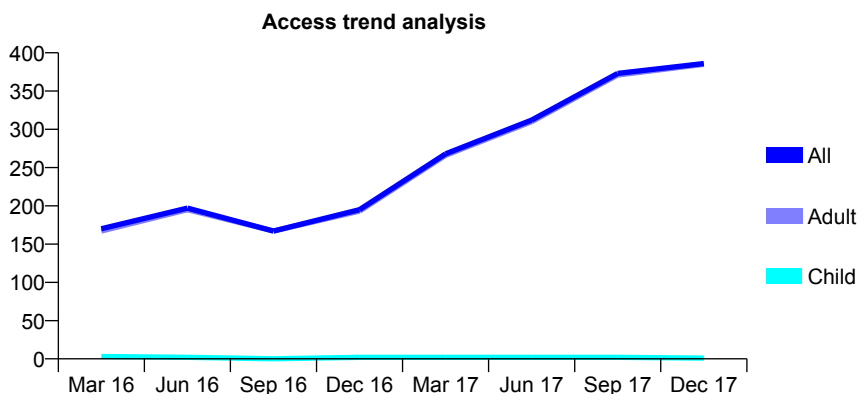
## Q44 - Vital Signs At a Glance Contract Report for 174343/0013 - December 2017

Name or company name	Bridgewater Community Healthcare NHS F
Contract type name	PDS Contract
Purpose of contract	General
Contract start date	01/07/2015
Contract end date	30/06/2018

17/18 Contracted general activity (UDA)	2,850
Carry forward general activity (UDA)	0
17/18 Contracted orthodontic activity (UOA)	0
Carry forward orthodontic activity (UOA)	0
Baseline contract value	£154,819.11

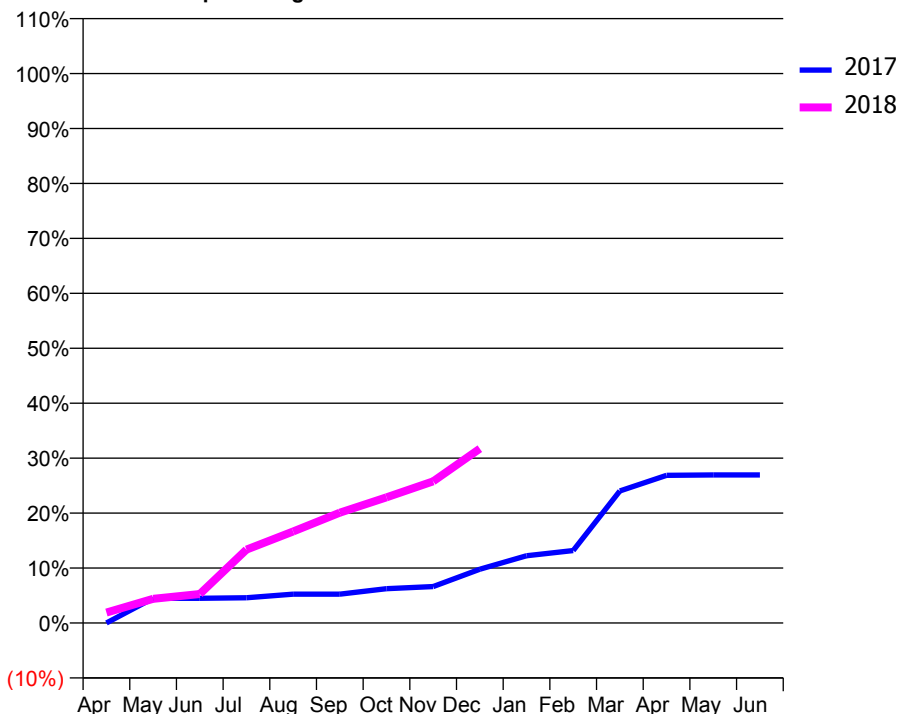
### ACCESS\*

Patients seen in 24 months	Total	Change since previous quarter
Quarter ending December 2016	195	
Quarter ending March 2017	268	↑
Quarter ending June 2017	312	↑
Quarter ending September 2017	373	↑
Quarter ending December 2017	386	↑
<b>Variance since December 2016</b>	<b>97.9%</b>	<b>↑</b>



### ACTIVITY

Cumulative percentage of contracted UDA delivered 2017 & 2018



Month	Adjusted Scheduled Activity (UDA)	
	2017	2018
April	0	54
May	128	125
June	128	150
July	131	381
August	150	475
September	150	573
October	178	652
November	189	735
December	279	905
January	349	
February	376	
March	685	
April	766	
May	768	
June	768	

### QUALITY

	Quantity	Base Number	Contract	AT	Region	England
% of FP17s for the same patient ID Re-attending within 3 months - Children	0	3	0.0%	12.1%	12.9%	12.0%
% of FP17s for the same patient ID Re-attending within 3 months - Adults	4	420	1.0%	17.0%	16.5%	15.9%
% of FP17s for the same patient ID Re-attending between 3 & 9 months - Children	0	3	0.0%	57.5%	59.6%	58.0%
% of FP17s for the same patient ID Re-attending between 3 & 9 months - Adults	0	420	0.0%	51.2%	52.8%	50.5%
% of FP17s for Band 1 Urgent Courses	3	350	0.9%	9.6%	9.1%	9.0%
% of FP17s Relating to Free Repair or Replacements	0	350	0.0%	1.1%	1.0%	0.8%
% of FP17s Relating to Continuations	0	350	0.0%	1.3%	1.2%	1.1%
% of Patients satisfied with the dentistry they have received	1	1	N/A	92.1%	91.6%	91.5%
% of Patients satisfied with the time they had to wait for an appointment	1	1	N/A	90.8%	88.3%	87.9%

\* This is based on patients treated on this contract for their most recent course of treatment. Figures in italics indicate the base number of FP17s or Patient Questionnaire responses are less than 100. N/A is shown where the base number of responses is less than 10 during the period. % is calculated as Quantity/Base number\*100

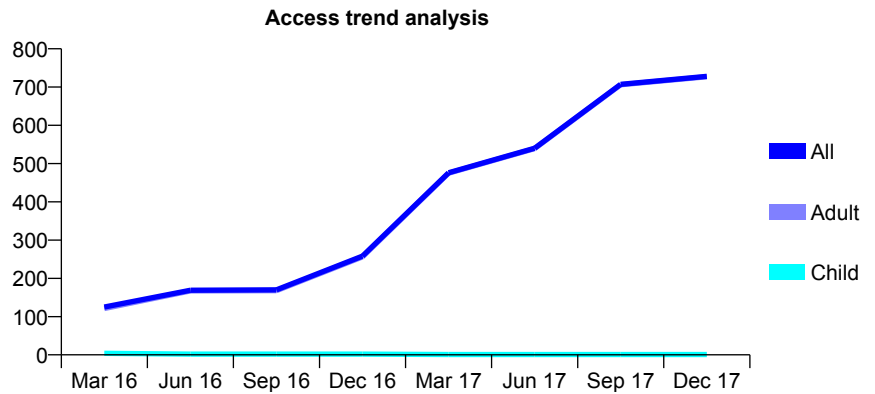
## Q44 - Vital Signs At a Glance Contract Report for 174343/0014 - December 2017

Name or company name	Bridgewater Community Healthcare NHS F
Contract type name	PDS Contract
Purpose of contract	General
Contract start date	01/07/2015
Contract end date	30/06/2018

17/18 Contracted general activity (UDA)	3,450
Carry forward general activity (UDA)	0
17/18 Contracted orthodontic activity (UOA)	0
Carry forward orthodontic activity (UOA)	0
Baseline contract value	£190,943.57

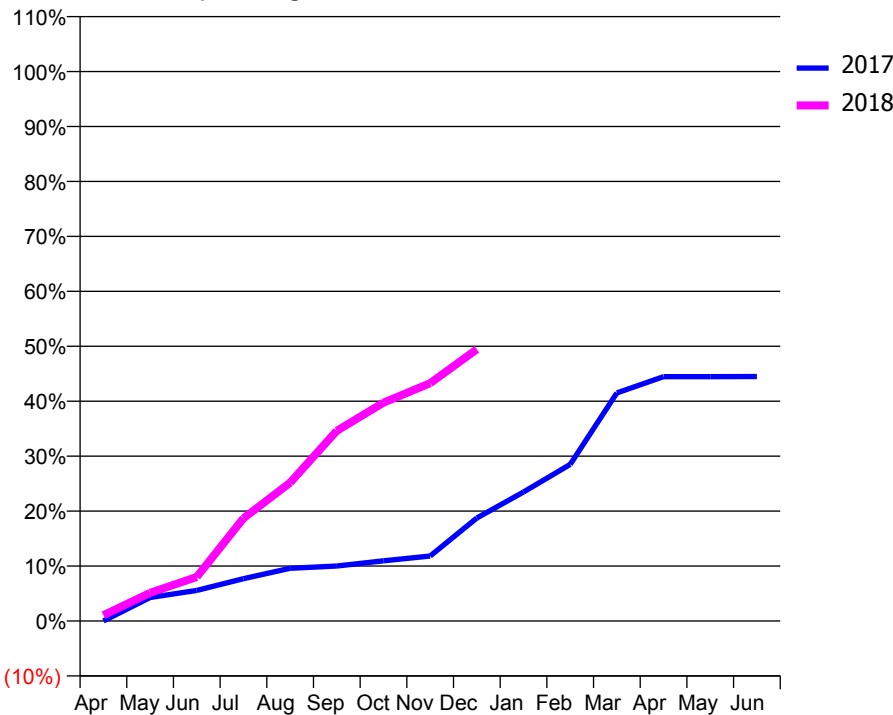
### ACCESS\*

Patients seen in 24 months	Total	Change since previous quarter
Quarter ending December 2016	258	
Quarter ending March 2017	476	↑
Quarter ending June 2017	540	↑
Quarter ending September 2017	707	↑
Quarter ending December 2017	728	↑
<b>Variance since December 2016</b>	<b>182.2%</b>	<b>↑</b>



### ACTIVITY

Cumulative percentage of contracted UDA delivered 2017 & 2018



Month	Adjusted Scheduled Activity (UDA)	
	2017	2018
April	0	36
May	148	177
June	192	277
July	266	645
August	331	868
September	345	1,194
October	378	1,371
November	408	1,493
December	647	1,706
January	810	
February	983	
March	1,432	
April	1,534	
May	1,534	
June	1,535	

### QUALITY

	Quantity	Base Number	Contract	AT	Region	England
% of FP17s for the same patient ID Re-attending within 3 months - Children	0	2	0.0%	12.1%	12.9%	12.0%
% of FP17s for the same patient ID Re-attending within 3 months - Adults	3	850	0.4%	17.0%	16.5%	15.9%
% of FP17s for the same patient ID Re-attending between 3 & 9 months - Children	0	2	0.0%	57.5%	59.6%	58.0%
% of FP17s for the same patient ID Re-attending between 3 & 9 months - Adults	2	850	0.2%	51.2%	52.8%	50.5%
% of FP17s for Band 1 Urgent Courses	1	716	0.1%	9.6%	9.1%	9.0%
% of FP17s Relating to Free Repair or Replacements	0	716	0.0%	1.1%	1.0%	0.8%
% of FP17s Relating to Continuations	1	716	0.1%	1.3%	1.2%	1.1%
% of Patients satisfied with the dentistry they have received	4	4	N/A	92.1%	91.6%	91.5%
% of Patients satisfied with the time they had to wait for an appointment	3	4	N/A	90.8%	88.3%	87.9%

\* This is based on patients treated on this contract for their most recent course of treatment. Figures in italics indicate the base number of FP17s or Patient Questionnaire responses are less than 100. N/A is shown where the base number of responses is less than 10 during the period. % is calculated as Quantity/Base number\*100

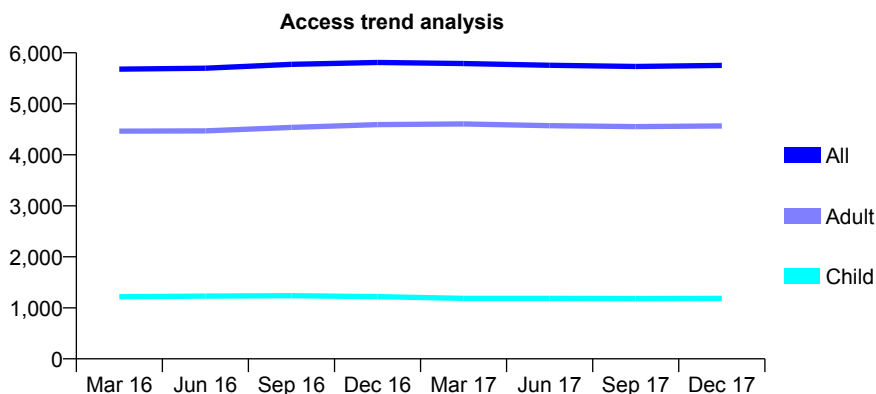
## Q44 - Vital Signs At a Glance Contract Report for 175889/0001 - December 2017

Name or company name	Holmlands Dental Practice
Contract type name	GDS Contract
Purpose of contract	General
Contract start date	01/04/2006
Contract end date	

17/18 Contracted general activity (UDA)	18,200
Carry forward general activity (UDA)	0
17/18 Contracted orthodontic activity (UOA)	0
Carry forward orthodontic activity (UOA)	0
Baseline contract value	£541,275.76

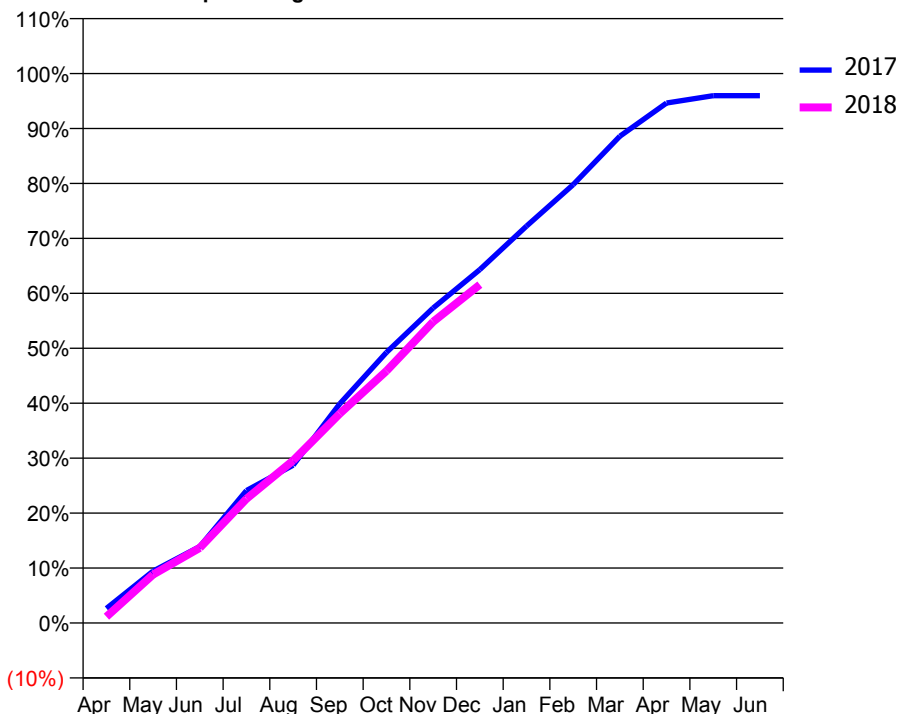
### ACCESS\*

Patients seen in 24 months	Total	Change since previous quarter
Quarter ending December 2016	5,810	
Quarter ending March 2017	5,790	→
Quarter ending June 2017	5,756	→
Quarter ending September 2017	5,732	→
Quarter ending December 2017	5,752	→
<b>Variance since December 2016</b>	<b>(1.0%)</b>	→



### ACTIVITY

Cumulative percentage of contracted UDA delivered 2017 & 2018



Month	Adjusted Scheduled Activity (UDA)	
	2017	2018
April	505	210
May	1,797	1,603
June	2,645	2,487
July	4,580	4,116
August	5,455	5,381
September	7,583	6,936
October	9,358	8,351
November	10,894	9,979
December	12,222	11,209
January	13,724	
February	15,159	
March	16,830	
April	17,978	
May	18,231	
June	18,231	

### QUALITY

	Quantity	Base Number	Contract	AT	Region	England
% of FP17s for the same patient ID Re-attending within 3 months - Children	111	1,159	9.6%	12.1%	12.9%	12.0%
% of FP17s for the same patient ID Re-attending within 3 months - Adults	614	4,082	15.0%	17.0%	16.5%	15.9%
% of FP17s for the same patient ID Re-attending between 3 & 9 months - Children	598	1,159	51.6%	57.5%	59.6%	58.0%
% of FP17s for the same patient ID Re-attending between 3 & 9 months - Adults	1,751	4,082	42.9%	51.2%	52.8%	50.5%
% of FP17s for Band 1 Urgent Courses	741	4,774	15.5%	9.6%	9.1%	9.0%
% of FP17s Relating to Free Repair or Replacements	23	4,774	0.5%	1.1%	1.0%	0.8%
% of FP17s Relating to Continuations	108	4,774	2.3%	1.3%	1.2%	1.1%
% of Patients satisfied with the dentistry they have received	22	23	95.7%	92.1%	91.6%	91.5%
% of Patients satisfied with the time they had to wait for an appointment	23	23	100.0%	90.8%	88.3%	87.9%

\* This is based on patients treated on this contract for their most recent course of treatment. Figures in italics indicate the base number of FP17s or Patient Questionnaire responses are less than 100. N/A is shown where the base number of responses is less than 10 during the period. % is calculated as Quantity/Base number\*100

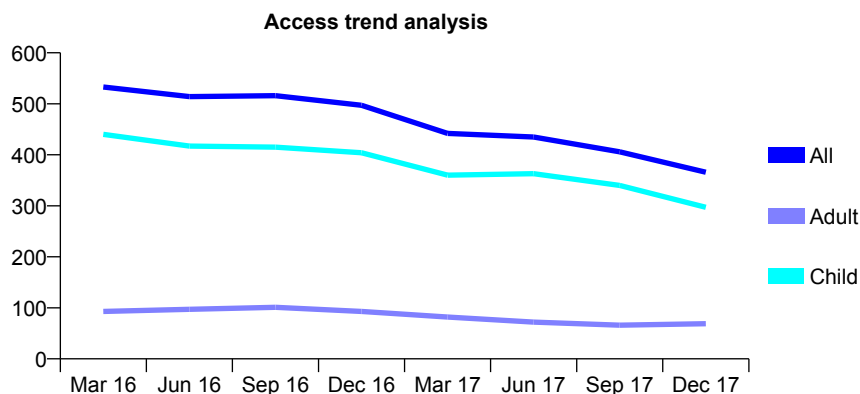
## Q44 - Vital Signs At a Glance Contract Report for 176699/0001 - December 2017

Name or company name	Brunner Court Dental Practice
Contract type name	GDS Contract
Purpose of contract	General
Contract start date	01/11/2014
Contract end date	

17/18 Contracted general activity (UDA)	1,606
Carry forward general activity (UDA)	0
17/18 Contracted orthodontic activity (UOA)	0
Carry forward orthodontic activity (UOA)	0
Baseline contract value	£39,657.35

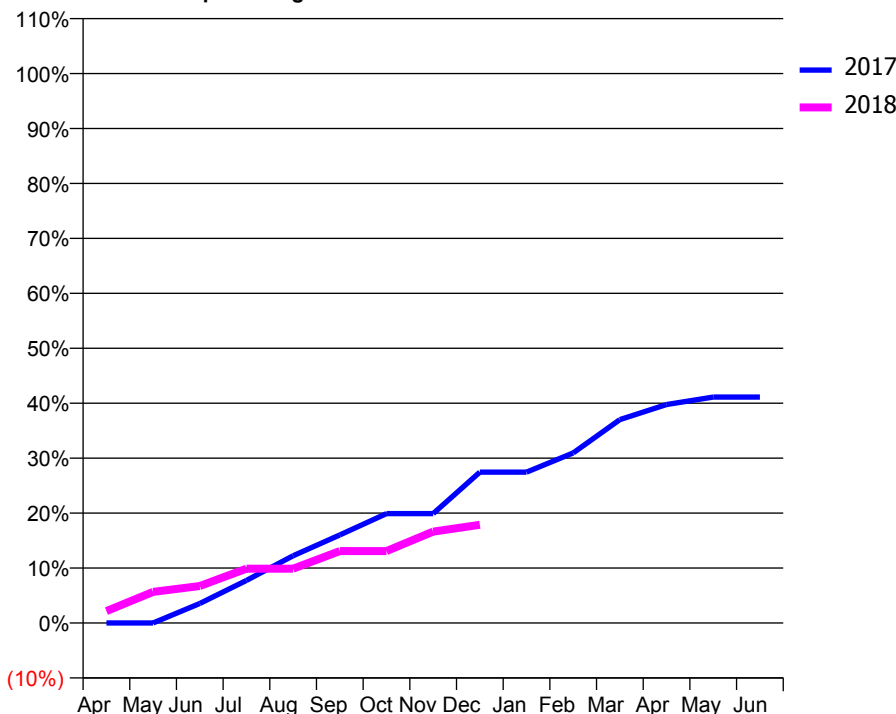
### ACCESS\*

Patients seen in 24 months	Total	Change since previous quarter
Quarter ending December 2016	497	
Quarter ending March 2017	442	↓
Quarter ending June 2017	435	↓
Quarter ending September 2017	406	↓
Quarter ending December 2017	366	↓
<b>Variance since December 2016</b>	<b>(26.4%)</b>	<b>↓</b>



### ACTIVITY

Cumulative percentage of contracted UDA delivered 2017 & 2018



Month	Adjusted Scheduled Activity (UDA)	
	2017	2018
April	0	35
May	0	91
June	57	108
July	125	159
August	197	159
September	258	210
October	320	210
November	320	267
December	441	287
January	441	
February	497	
March	594	
April	638	
May	660	
June	660	

### QUALITY

	Quantity	Base Number	Contract	AT	Region	England
% of FP17s for the same patient ID Re-attending within 3 months - Children	12	293	4.1%	12.1%	12.9%	12.0%
% of FP17s for the same patient ID Re-attending within 3 months - Adults	2	25	8.0%	17.0%	16.5%	15.9%
% of FP17s for the same patient ID Re-attending between 3 & 9 months - Children	200	293	68.3%	57.5%	59.6%	58.0%
% of FP17s for the same patient ID Re-attending between 3 & 9 months - Adults	17	25	68.0%	51.2%	52.8%	50.5%
% of FP17s for Band 1 Urgent Courses	1	280	0.4%	9.6%	9.1%	9.0%
% of FP17s Relating to Free Repair or Replacements	0	280	0.0%	1.1%	1.0%	0.8%
% of FP17s Relating to Continuations	2	280	0.7%	1.3%	1.2%	1.1%
% of Patients satisfied with the dentistry they have received	0	0	N/A	92.1%	91.6%	91.5%
% of Patients satisfied with the time they had to wait for an appointment	0	0	N/A	90.8%	88.3%	87.9%

\* This is based on patients treated on this contract for their most recent course of treatment. Figures in italics indicate the base number of FP17s or Patient Questionnaire responses are less than 100. N/A is shown where the base number of responses is less than 10 during the period. % is calculated as Quantity/Base number\*100

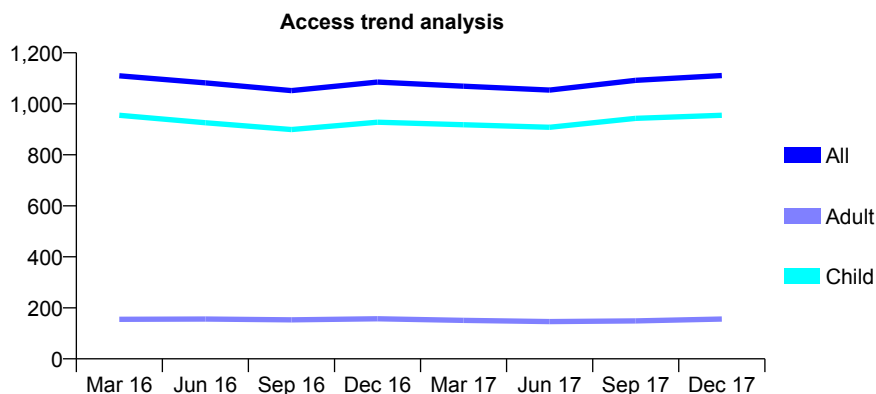
## Q44 - Vital Signs At a Glance Contract Report for 177482/0001 - December 2017

Name or company name	Moody Terrace Dental Practice Ltd
Contract type name	GDS Contract
Purpose of contract	General
Contract start date	01/01/2008
Contract end date	

17/18 Contracted general activity (UDA)	4,000
Carry forward general activity (UDA)	0
17/18 Contracted orthodontic activity (UOA)	0
Carry forward orthodontic activity (UOA)	0
Baseline contract value	£84,455.24

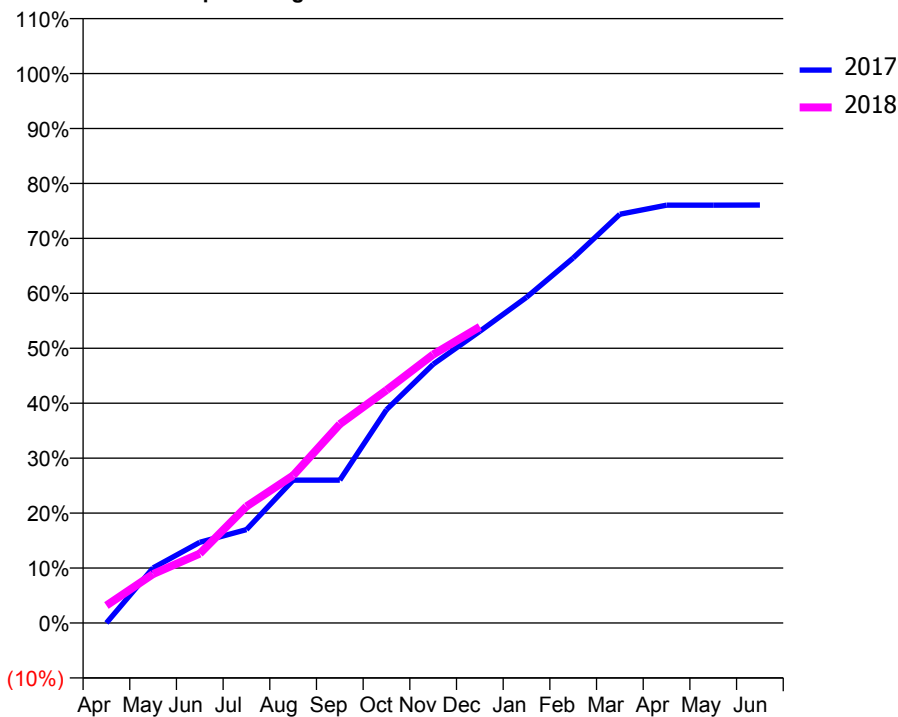
### ACCESS\*

Patients seen in 24 months	Total	Change since previous quarter
Quarter ending December 2016	1,085	
Quarter ending March 2017	1,069	↓
Quarter ending June 2017	1,054	↓
Quarter ending September 2017	1,092	↑
Quarter ending December 2017	1,111	→
<b>Variance since December 2016</b>	<b>2.4%</b>	<b>↑</b>



### ACTIVITY

Cumulative percentage of contracted UDA delivered 2017 & 2018



Month	Adjusted Scheduled Activity (UDA)	
	2017	2018
April	0	127
May	402	357
June	587	505
July	680	849
August	1,040	1,074
September	1,040	1,448
October	1,552	1,695
November	1,884	1,955
December	2,124	2,156
January	2,370	
February	2,658	
March	2,975	
April	3,042	
May	3,042	
June	3,043	

### QUALITY

	Quantity	Base Number	Contract	AT	Region	England
% of FP17s for the same patient ID Re-attending within 3 months - Children	95	1,290	7.4%	12.1%	12.9%	12.0%
% of FP17s for the same patient ID Re-attending within 3 months - Adults	12	80	15.0%	17.0%	16.5%	15.9%
% of FP17s for the same patient ID Re-attending between 3 & 9 months - Children	877	1,290	68.0%	57.5%	59.6%	58.0%
% of FP17s for the same patient ID Re-attending between 3 & 9 months - Adults	53	80	66.3%	51.2%	52.8%	50.5%
% of FP17s for Band 1 Urgent Courses	47	1,283	3.7%	9.6%	9.1%	9.0%
% of FP17s Relating to Free Repair or Replacements	0	1,283	0.0%	1.1%	1.0%	0.8%
% of FP17s Relating to Continuations	0	1,283	0.0%	1.3%	1.2%	1.1%
% of Patients satisfied with the dentistry they have received	0	0	N/A	92.1%	91.6%	91.5%
% of Patients satisfied with the time they had to wait for an appointment	0	0	N/A	90.8%	88.3%	87.9%

\* This is based on patients treated on this contract for their most recent course of treatment. Figures in italics indicate the base number of FP17s or Patient Questionnaire responses are less than 100. N/A is shown where the base number of responses is less than 10 during the period. % is calculated as Quantity/Base number\*100

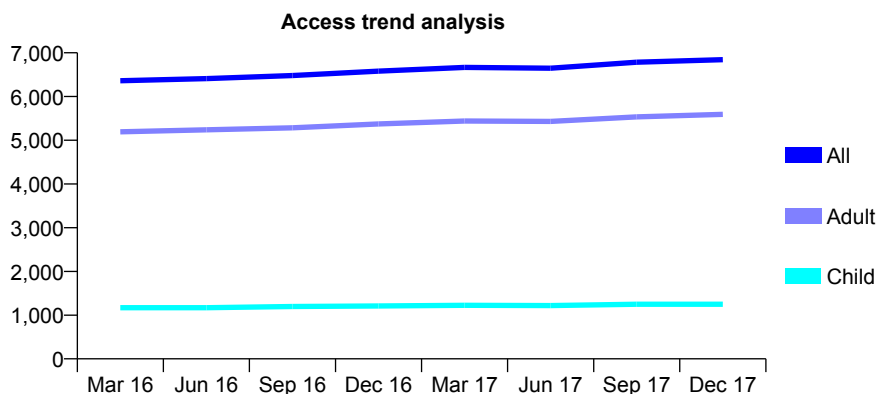
## Q44 - Vital Signs At a Glance Contract Report for 181331/0001 - December 2017

Name or company name	Prenton Dental Practice
Contract type name	GDS Contract
Purpose of contract	General
Contract start date	01/04/2006
Contract end date	

17/18 Contracted general activity (UDA)	21,341
Carry forward general activity (UDA)	0
17/18 Contracted orthodontic activity (UOA)	0
Carry forward orthodontic activity (UOA)	0
Baseline contract value	£649,325.65

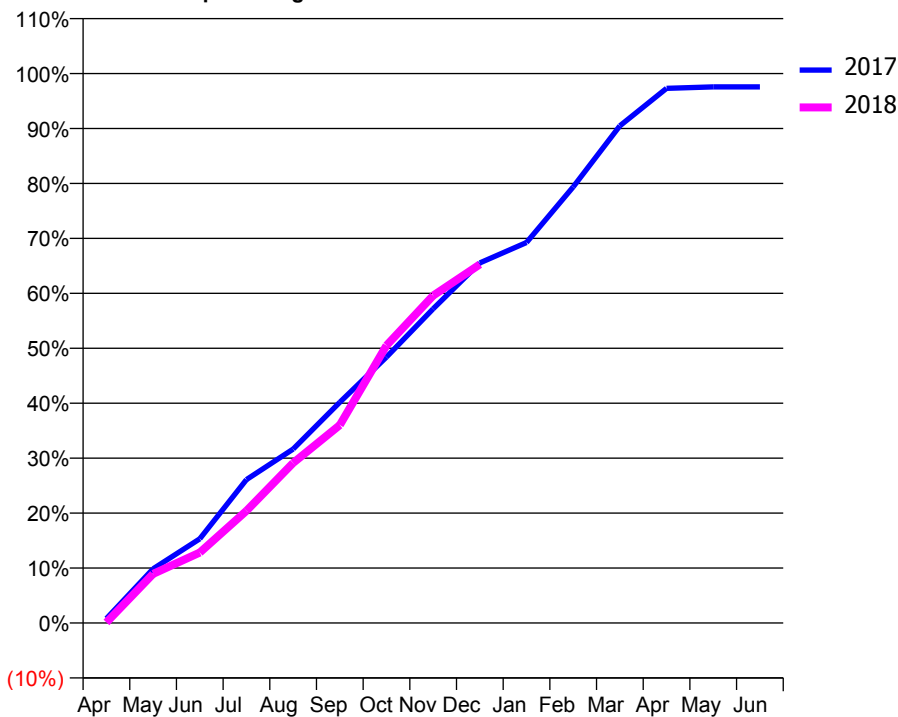
### ACCESS\*

Patients seen in 24 months	Total	Change since previous quarter
Quarter ending December 2016	6,581	
Quarter ending March 2017	6,666	→
Quarter ending June 2017	6,648	→
Quarter ending September 2017	6,784	↑
Quarter ending December 2017	6,843	→
<b>Variance since December 2016</b>	<b>4.0%</b>	<b>↑</b>



### ACTIVITY

Cumulative percentage of contracted UDA delivered 2017 & 2018



Month	Adjusted Scheduled Activity (UDA)	
	2017	2018
April	175	25
May	2,106	1,907
June	3,270	2,739
July	5,568	4,360
August	6,756	6,219
September	8,571	7,688
October	10,328	10,778
November	12,202	12,717
December	13,987	13,928
January	14,780	
February	16,938	
March	19,309	
April	20,764	
May	20,823	
June	20,824	

### QUALITY

	Quantity	Base Number	Contract	AT	Region	England
% of FP17s for the same patient ID Re-attending within 3 months - Children	153	1,398	10.9%	12.1%	12.9%	12.0%
% of FP17s for the same patient ID Re-attending within 3 months - Adults	1,489	6,518	22.8%	17.0%	16.5%	15.9%
% of FP17s for the same patient ID Re-attending between 3 & 9 months - Children	740	1,398	52.9%	57.5%	59.6%	58.0%
% of FP17s for the same patient ID Re-attending between 3 & 9 months - Adults	2,782	6,518	42.7%	51.2%	52.8%	50.5%
% of FP17s for Band 1 Urgent Courses	1,160	6,573	17.6%	9.6%	9.1%	9.0%
% of FP17s Relating to Free Repair or Replacements	86	6,573	1.3%	1.1%	1.0%	0.8%
% of FP17s Relating to Continuations	54	6,573	0.8%	1.3%	1.2%	1.1%
% of Patients satisfied with the dentistry they have received	24	27	88.9%	92.1%	91.6%	91.5%
% of Patients satisfied with the time they had to wait for an appointment	24	27	88.9%	90.8%	88.3%	87.9%

\* This is based on patients treated on this contract for their most recent course of treatment. Figures in italics indicate the base number of FP17s or Patient Questionnaire responses are less than 100. N/A is shown where the base number of responses is less than 10 during the period. % is calculated as Quantity/Base number\*100

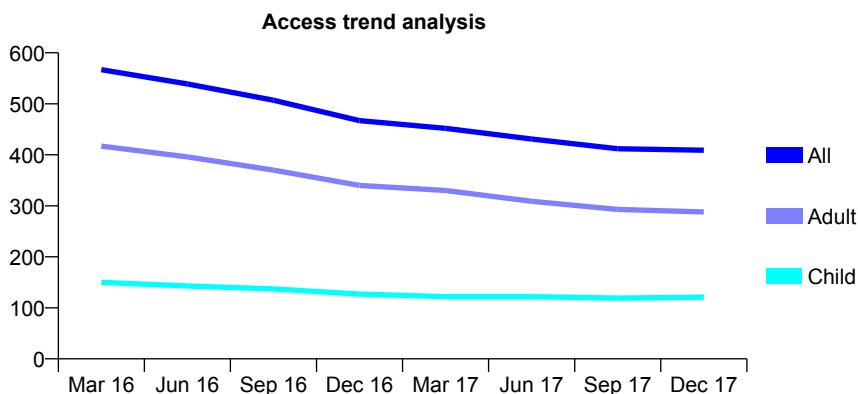
## Q44 - Vital Signs At a Glance Contract Report for 185248/0001 - December 2017

Name or company name	Cheshire Centre of Dental Excellence
Contract type name	GDS Contract
Purpose of contract	General
Contract start date	01/06/2010
Contract end date	

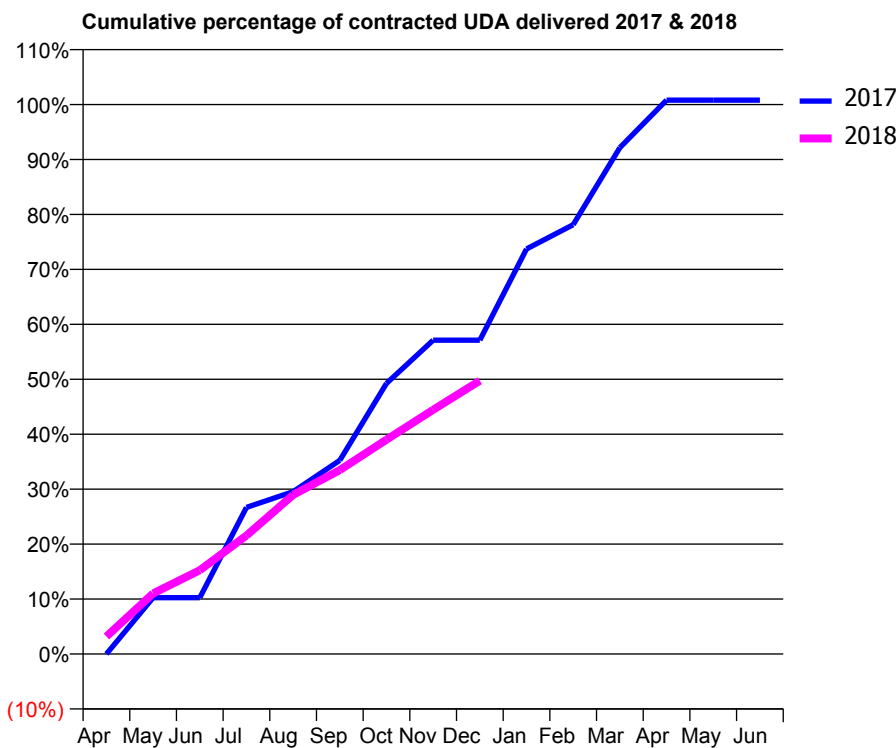
17/18 Contracted general activity (UDA)	1,380
Carry forward general activity (UDA)	0
17/18 Contracted orthodontic activity (UOA)	0
Carry forward orthodontic activity (UOA)	0
Baseline contract value	£37,019.40

### ACCESS\*

Patients seen in 24 months	Total	Change since previous quarter
Quarter ending December 2016	467	
Quarter ending March 2017	452	↓
Quarter ending June 2017	431	↓
Quarter ending September 2017	412	↓
Quarter ending December 2017	409	→
<b>Variance since December 2016</b>	<b>(12.4%)</b>	<b>↓</b>



### ACTIVITY



Month	Adjusted Scheduled Activity (UDA)	
	2017	2018
April	0	44
May	144	152
June	144	210
July	376	297
August	416	400
September	496	462
October	694	538
November	804	613
December	804	686
January	1,038	
February	1,100	
March	1,297	
April	1,419	
May	1,419	
June	1,419	

### QUALITY

	Quantity	Base Number	Contract	AT	Region	England
% of FP17s for the same patient ID Re-attending within 3 months - Children	13	133	9.8%	12.1%	12.9%	12.0%
% of FP17s for the same patient ID Re-attending within 3 months - Adults	37	260	14.2%	17.0%	16.5%	15.9%
% of FP17s for the same patient ID Re-attending between 3 & 9 months - Children	54	133	40.6%	57.5%	59.6%	58.0%
% of FP17s for the same patient ID Re-attending between 3 & 9 months - Adults	143	260	55.0%	51.2%	52.8%	50.5%
% of FP17s for Band 1 Urgent Courses	12	355	3.4%	9.6%	9.1%	9.0%
% of FP17s Relating to Free Repair or Replacements	0	355	0.0%	1.1%	1.0%	0.8%
% of FP17s Relating to Continuations	19	355	5.4%	1.3%	1.2%	1.1%
% of Patients satisfied with the dentistry they have received	2	2	N/A	92.1%	91.6%	91.5%
% of Patients satisfied with the time they had to wait for an appointment	2	2	N/A	90.8%	88.3%	87.9%

\* This is based on patients treated on this contract for their most recent course of treatment. Figures in italics indicate the base number of FP17s or Patient Questionnaire responses are less than 100. N/A is shown where the base number of responses is less than 10 during the period. % is calculated as Quantity/Base number\*100

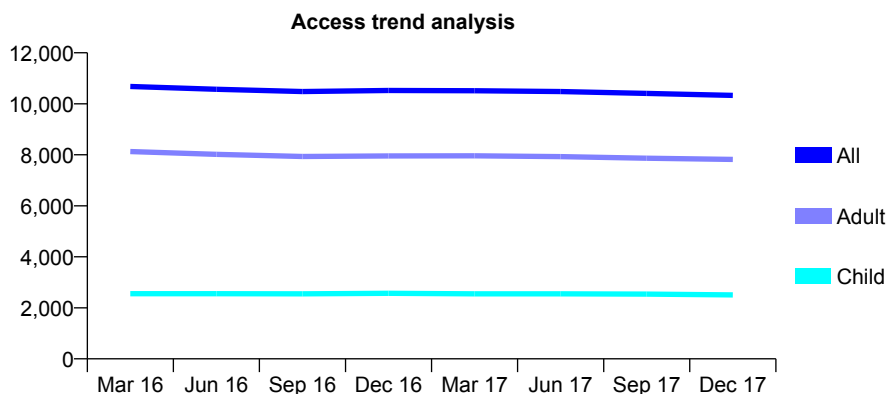
## Q44 - Vital Signs At a Glance Contract Report for 185620/0001 - December 2017

Name or company name	Xeon Smiles UK Ltd
Contract type name	PDS Contract
Purpose of contract	General
Contract start date	01/04/2009
Contract end date	31/03/2020

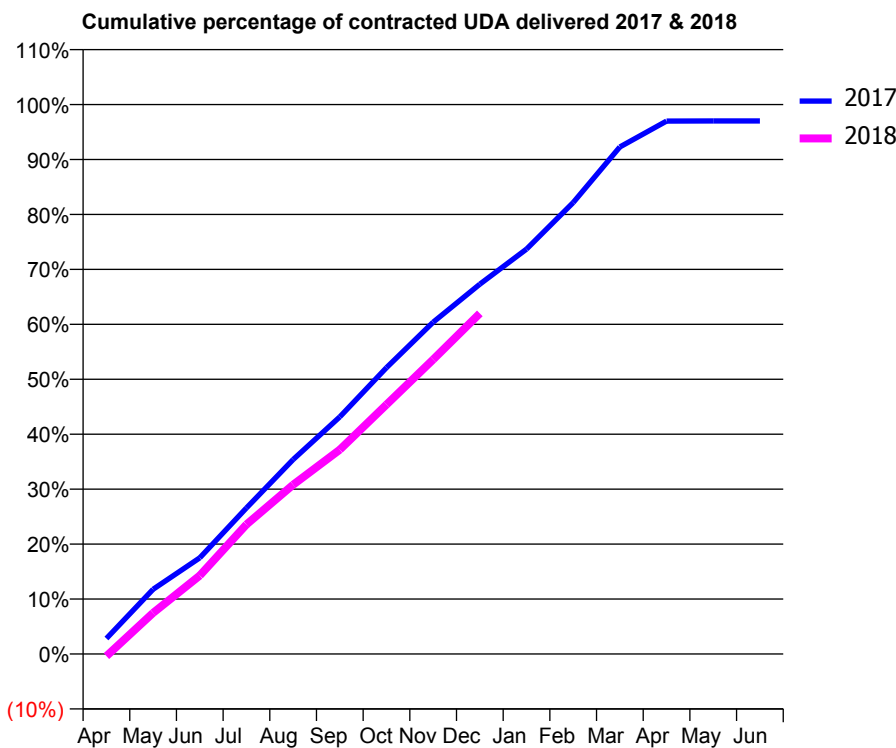
17/18 Contracted general activity (UDA)	32,798
Carry forward general activity (UDA)	980
17/18 Contracted orthodontic activity (UOA)	0
Carry forward orthodontic activity (UOA)	0
Baseline contract value	£837,916.42

### ACCESS\*

Patients seen in 24 months	Total	Change since previous quarter
Quarter ending December 2016	10,525	
Quarter ending March 2017	10,510	→
Quarter ending June 2017	10,482	→
Quarter ending September 2017	10,407	→
Quarter ending December 2017	10,330	→
<b>Variance since December 2016</b>	<b>(1.9%)</b>	<b>↓</b>



### ACTIVITY



Month	Adjusted Scheduled Activity (UDA)	
	2017	2018
April	924	-131
May	3,864	2,453
June	5,746	4,681
July	8,720	7,731
August	11,610	10,108
September	14,159	12,200
October	17,092	14,884
November	19,806	17,579
December	22,073	20,328
January	24,167	
February	26,943	
March	30,263	
April	31,805	
May	31,819	
June	31,818	

### QUALITY

	Quantity	Base Number	Contract	AT	Region	England
% of FP17s for the same patient ID Re-attending within 3 months - Children	299	2,997	10.0%	12.1%	12.9%	12.0%
% of FP17s for the same patient ID Re-attending within 3 months - Adults	1,360	8,480	16.0%	17.0%	16.5%	15.9%
% of FP17s for the same patient ID Re-attending between 3 & 9 months - Children	1,968	2,997	65.7%	57.5%	59.6%	58.0%
% of FP17s for the same patient ID Re-attending between 3 & 9 months - Adults	4,748	8,480	56.0%	51.2%	52.8%	50.5%
% of FP17s for Band 1 Urgent Courses	750	10,784	7.0%	9.6%	9.1%	9.0%
% of FP17s Relating to Free Repair or Replacements	181	10,784	1.7%	1.1%	1.0%	0.8%
% of FP17s Relating to Continuations	98	10,784	0.9%	1.3%	1.2%	1.1%
% of Patients satisfied with the dentistry they have received	17	23	73.9%	92.1%	91.6%	91.5%
% of Patients satisfied with the time they had to wait for an appointment	19	23	82.6%	90.8%	88.3%	87.9%

\* This is based on patients treated on this contract for their most recent course of treatment. Figures in italics indicate the base number of FP17s or Patient Questionnaire responses are less than 100. N/A is shown where the base number of responses is less than 10 during the period. % is calculated as Quantity/Base number\*100



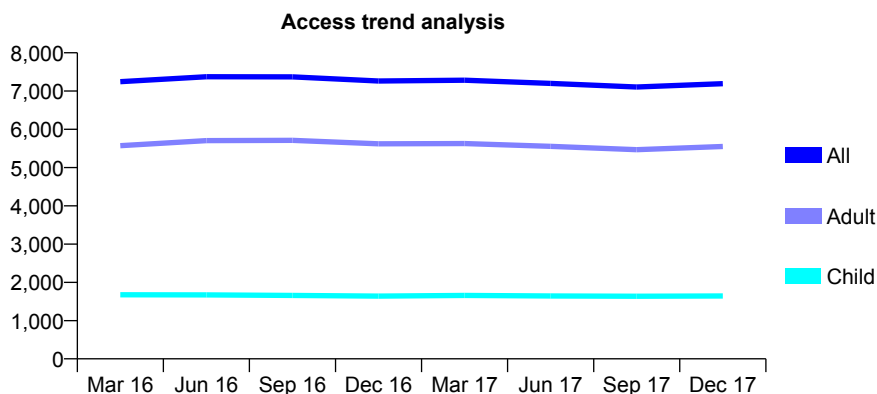
## Q44 - Vital Signs At a Glance Contract Report for 192546/0001 - December 2017

Name or company name	Birchwood Dental Practice
Contract type name	GDS Contract
Purpose of contract	General
Contract start date	01/07/2014
Contract end date	

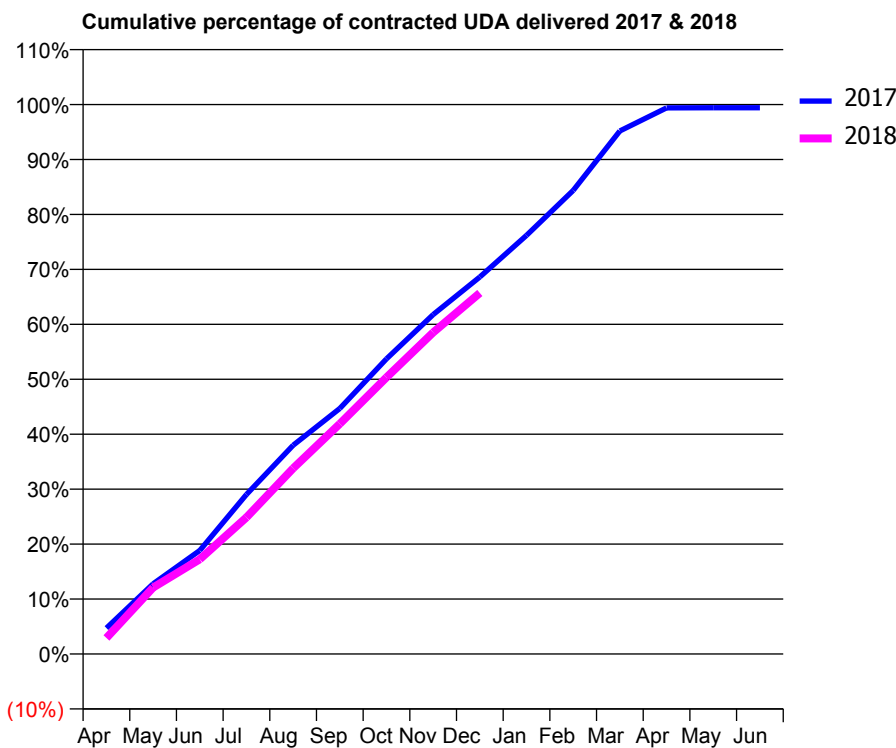
17/18 Contracted general activity (UDA)	19,914
Carry forward general activity (UDA)	116
17/18 Contracted orthodontic activity (UOA)	0
Carry forward orthodontic activity (UOA)	0
Baseline contract value	£603,449.96

### ACCESS\*

Patients seen in 24 months	Total	Change since previous quarter
Quarter ending December 2016	7,262	
Quarter ending March 2017	7,285	→
Quarter ending June 2017	7,199	↓
Quarter ending September 2017	7,106	↓
Quarter ending December 2017	7,193	→
<b>Variance since December 2016</b>	<b>(1.0%)</b>	<b>→</b>



### ACTIVITY



Month	Adjusted Scheduled Activity (UDA)	
	2017	2018
April	941	582
May	2,545	2,407
June	3,754	3,433
July	5,781	4,949
August	7,565	6,729
September	8,901	8,345
October	10,695	10,026
November	12,299	11,654
December	13,662	13,084
January	15,171	
February	16,801	
March	18,957	
April	19,791	
May	19,798	
June	19,798	

### QUALITY

	Quantity	Base Number	Contract	AT	Region	England
% of FP17s for the same patient ID Re-attending within 3 months - Children	113	1,868	6.0%	12.1%	12.9%	12.0%
% of FP17s for the same patient ID Re-attending within 3 months - Adults	663	5,234	12.7%	17.0%	16.5%	15.9%
% of FP17s for the same patient ID Re-attending between 3 & 9 months - Children	1,166	1,868	62.4%	57.5%	59.6%	58.0%
% of FP17s for the same patient ID Re-attending between 3 & 9 months - Adults	2,656	5,234	50.7%	51.2%	52.8%	50.5%
% of FP17s for Band 1 Urgent Courses	425	6,719	6.3%	9.6%	9.1%	9.0%
% of FP17s Relating to Free Repair or Replacements	108	6,719	1.6%	1.1%	1.0%	0.8%
% of FP17s Relating to Continuations	74	6,719	1.1%	1.3%	1.2%	1.1%
% of Patients satisfied with the dentistry they have received	9	9	N/A	92.1%	91.6%	91.5%
% of Patients satisfied with the time they had to wait for an appointment	9	9	N/A	90.8%	88.3%	87.9%

\* This is based on patients treated on this contract for their most recent course of treatment. Figures in italics indicate the base number of FP17s or Patient Questionnaire responses are less than 100. N/A is shown where the base number of responses is less than 10 during the period. % is calculated as Quantity/Base number\*100

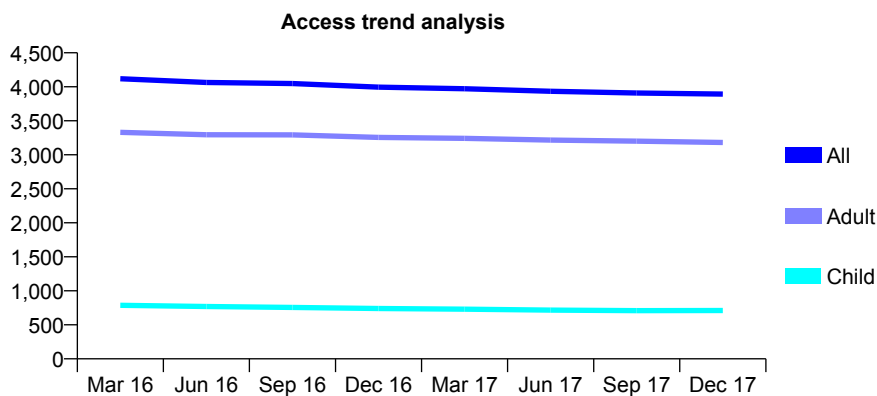
## Q44 - Vital Signs At a Glance Contract Report for 193321/0001 - December 2017

Name or company name	PRESTBURY DENTAL PRACTICE LIMITE
Contract type name	GDS Contract
Purpose of contract	General
Contract start date	01/10/2011
Contract end date	

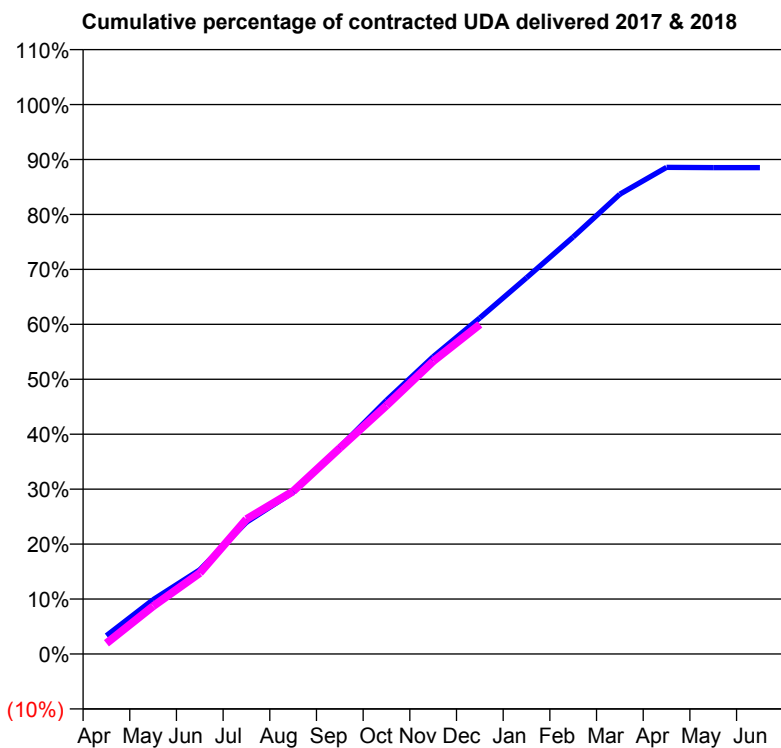
17/18 Contracted general activity (UDA)	13,500
Carry forward general activity (UDA)	0
17/18 Contracted orthodontic activity (UOA)	0
Carry forward orthodontic activity (UOA)	0
Baseline contract value	£376,455.22

### ACCESS\*

Patients seen in 24 months	Total	Change since previous quarter
Quarter ending December 2016	3,996	
Quarter ending March 2017	3,972	→
Quarter ending June 2017	3,934	→
Quarter ending September 2017	3,909	→
Quarter ending December 2017	3,893	→
<b>Variance since December 2016</b>	<b>(2.6%)</b>	<b>↓</b>



### ACTIVITY



Month	Adjusted Scheduled Activity (UDA)	
	2017	2018
April	452	265
May	1,334	1,174
June	2,070	1,991
July	3,237	3,315
August	3,976	3,999
September	5,082	5,060
October	6,231	6,106
November	7,305	7,194
December	8,257	8,096
January	9,245	
February	10,247	
March	11,297	
April	11,956	
May	11,949	
June	11,948	

### QUALITY

	Quantity	Base Number	Contract	AT	Region	England
% of FP17s for the same patient ID Re-attending within 3 months - Children	32	808	4.0%	12.1%	12.9%	12.0%
% of FP17s for the same patient ID Re-attending within 3 months - Adults	757	3,997	18.9%	17.0%	16.5%	15.9%
% of FP17s for the same patient ID Re-attending between 3 & 9 months - Children	553	808	68.4%	57.5%	59.6%	58.0%
% of FP17s for the same patient ID Re-attending between 3 & 9 months - Adults	2,522	3,997	63.1%	51.2%	52.8%	50.5%
% of FP17s for Band 1 Urgent Courses	567	4,539	12.5%	9.6%	9.1%	9.0%
% of FP17s Relating to Free Repair or Replacements	65	4,539	1.4%	1.1%	1.0%	0.8%
% of FP17s Relating to Continuations	60	4,539	1.3%	1.3%	1.2%	1.1%
% of Patients satisfied with the dentistry they have received	11	11	100.0%	92.1%	91.6%	91.5%
% of Patients satisfied with the time they had to wait for an appointment	11	11	100.0%	90.8%	88.3%	87.9%

\* This is based on patients treated on this contract for their most recent course of treatment. Figures in italics indicate the base number of FP17s or Patient Questionnaire responses are less than 100. N/A is shown where the base number of responses is less than 10 during the period. % is calculated as Quantity/Base number\*100

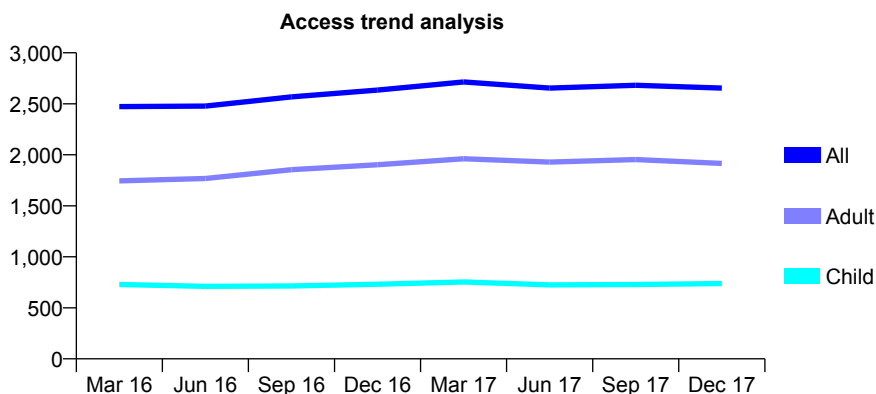
## Q44 - Vital Signs At a Glance Contract Report for 194298/0001 - December 2017

Name or company name	Woodchurch Dental Practice
Contract type name	GDS Contract
Purpose of contract	General
Contract start date	08/10/2012
Contract end date	

17/18 Contracted general activity (UDA)	6,570
Carry forward general activity (UDA)	0
17/18 Contracted orthodontic activity (UOA)	0
Carry forward orthodontic activity (UOA)	0
Baseline contract value	£206,032.52

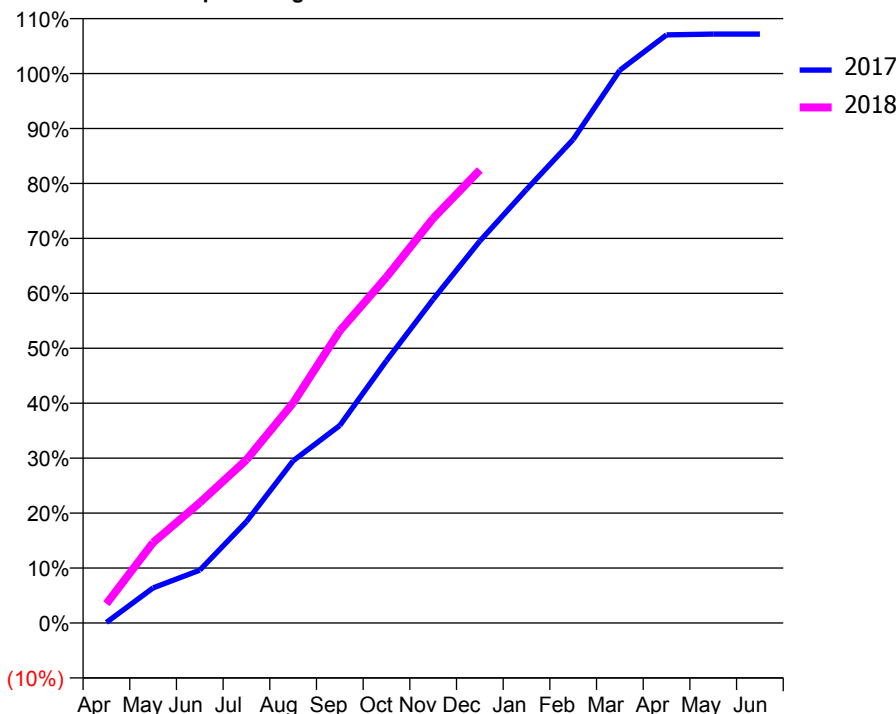
### ACCESS\*

Patients seen in 24 months	Total	Change since previous quarter
Quarter ending December 2016	2,634	
Quarter ending March 2017	2,715	↑
Quarter ending June 2017	2,654	↓
Quarter ending September 2017	2,682	→
Quarter ending December 2017	2,654	↓
<b>Variance since December 2016</b>	<b>0.8%</b>	<b>→</b>



### ACTIVITY

Cumulative percentage of contracted UDA delivered 2017 & 2018



Month	Adjusted Scheduled Activity (UDA)	
	2017	2018
April	7	230
May	419	961
June	632	1,439
July	1,213	1,953
August	1,939	2,631
September	2,363	3,495
October	3,137	4,137
November	3,871	4,838
December	4,567	5,417
January	5,184	
February	5,782	
March	6,610	
April	7,033	
May	7,041	
June	7,041	

### QUALITY

	Quantity	Base Number	Contract	AT	Region	England
% of FP17s for the same patient ID Re-attending within 3 months - Children	160	1,014	15.8%	12.1%	12.9%	12.0%
% of FP17s for the same patient ID Re-attending within 3 months - Adults	445	1,927	23.1%	17.0%	16.5%	15.9%
% of FP17s for the same patient ID Re-attending between 3 & 9 months - Children	562	1,014	55.4%	57.5%	59.6%	58.0%
% of FP17s for the same patient ID Re-attending between 3 & 9 months - Adults	734	1,927	38.1%	51.2%	52.8%	50.5%
% of FP17s for Band 1 Urgent Courses	697	2,511	27.8%	9.6%	9.1%	9.0%
% of FP17s Relating to Free Repair or Replacements	23	2,511	0.9%	1.1%	1.0%	0.8%
% of FP17s Relating to Continuations	2	2,511	0.1%	1.3%	1.2%	1.1%
% of Patients satisfied with the dentistry they have received	1	1	N/A	92.1%	91.6%	91.5%
% of Patients satisfied with the time they had to wait for an appointment	0	1	N/A	90.8%	88.3%	87.9%

\* This is based on patients treated on this contract for their most recent course of treatment. Figures in italics indicate the base number of FP17s or Patient Questionnaire responses are less than 100. N/A is shown where the base number of responses is less than 10 during the period. % is calculated as Quantity/Base number\*100

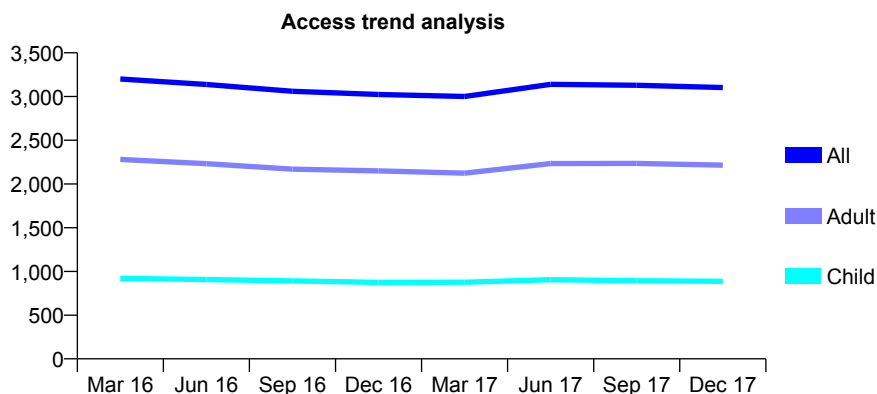
## Q44 - Vital Signs At a Glance Contract Report for 198021/0001 - December 2017

Name or company name	Taylor-Jones & Jones
Contract type name	GDS Contract
Purpose of contract	General
Contract start date	01/04/2009
Contract end date	

17/18 Contracted general activity (UDA)	8,000
Carry forward general activity (UDA)	134
17/18 Contracted orthodontic activity (UOA)	0
Carry forward orthodontic activity (UOA)	0
Baseline contract value	£209,324.92

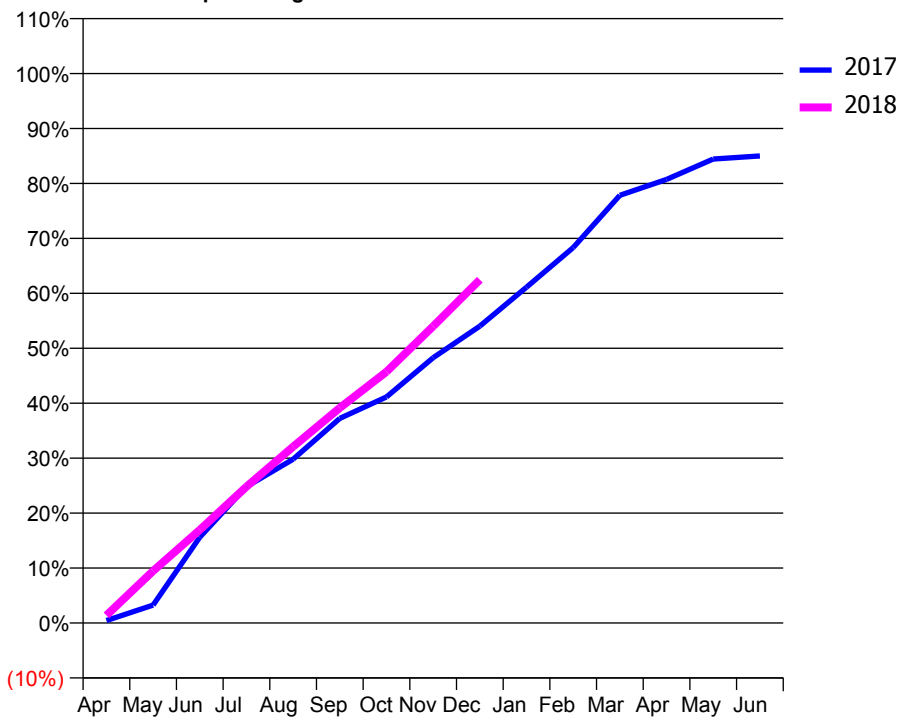
### ACCESS\*

Patients seen in 24 months	Total	Change since previous quarter
Quarter ending December 2016	3,024	
Quarter ending March 2017	3,000	→
Quarter ending June 2017	3,139	↑
Quarter ending September 2017	3,128	→
Quarter ending December 2017	3,102	→
<b>Variance since December 2016</b>	<b>2.6%</b>	<b>↑</b>



### ACTIVITY

Cumulative percentage of contracted UDA delivered 2017 & 2018



Month	Adjusted Scheduled Activity (UDA)	
	2017	2018
April	35	112
May	262	757
June	1,249	1,356
July	1,986	1,984
August	2,386	2,567
September	2,980	3,133
October	3,292	3,659
November	3,863	4,321
December	4,323	4,997
January	4,890	
February	5,466	
March	6,226	
April	6,459	
May	6,755	
June	6,800	

### QUALITY

	Quantity	Base Number	Contract	AT	Region	England
% of FP17s for the same patient ID Re-attending within 3 months - Children	69	1,183	5.8%	12.1%	12.9%	12.0%
% of FP17s for the same patient ID Re-attending within 3 months - Adults	312	2,645	11.8%	17.0%	16.5%	15.9%
% of FP17s for the same patient ID Re-attending between 3 & 9 months - Children	643	1,183	54.4%	57.5%	59.6%	58.0%
% of FP17s for the same patient ID Re-attending between 3 & 9 months - Adults	1,298	2,645	49.1%	51.2%	52.8%	50.5%
% of FP17s for Band 1 Urgent Courses	209	2,951	7.1%	9.6%	9.1%	9.0%
% of FP17s Relating to Free Repair or Replacements	35	2,951	1.2%	1.1%	1.0%	0.8%
% of FP17s Relating to Continuations	6	2,951	0.2%	1.3%	1.2%	1.1%
% of Patients satisfied with the dentistry they have received	26	29	89.7%	92.1%	91.6%	91.5%
% of Patients satisfied with the time they had to wait for an appointment	26	29	89.7%	90.8%	88.3%	87.9%

\* This is based on patients treated on this contract for their most recent course of treatment. Figures in italics indicate the base number of FP17s or Patient Questionnaire responses are less than 100. N/A is shown where the base number of responses is less than 10 during the period. % is calculated as Quantity/Base number\*100

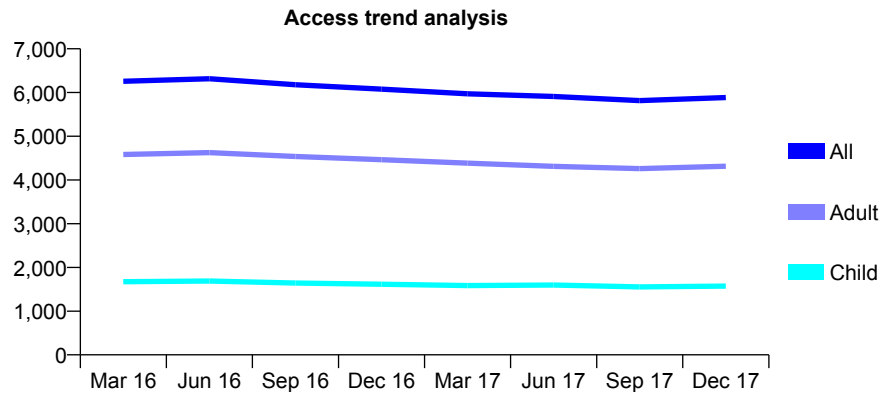
## Q44 - Vital Signs At a Glance Contract Report for 210153/0001 - December 2017

Name or company name	Latchford Dental Practice Ltd
Contract type name	GDS Contract
Purpose of contract	General
Contract start date	01/04/2006
Contract end date	

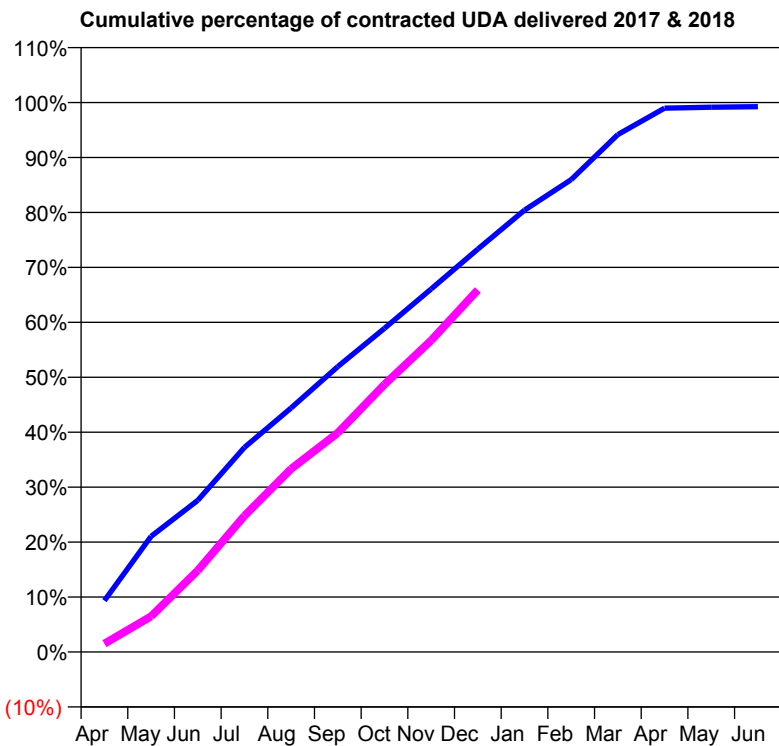
17/18 Contracted general activity (UDA)	15,892
Carry forward general activity (UDA)	121
17/18 Contracted orthodontic activity (UOA)	0
Carry forward orthodontic activity (UOA)	0
Baseline contract value	£505,833.47

### ACCESS\*

Patients seen in 24 months	Total	Change since previous quarter
Quarter ending December 2016	6,077	
Quarter ending March 2017	5,971	↓
Quarter ending June 2017	5,910	↓
Quarter ending September 2017	5,815	↓
Quarter ending December 2017	5,886	→
<b>Variance since December 2016</b>	<b>(3.1%)</b>	<b>↓</b>



### ACTIVITY



Month	Adjusted Scheduled Activity (UDA)	
	2017	2018
April	1,487	240
May	3,346	1,032
June	4,388	2,356
July	5,917	3,941
August	7,060	5,296
September	8,256	6,339
October	9,360	7,738
November	10,498	9,009
December	11,653	10,473
January	12,780	
February	13,660	
March	14,967	
April	15,730	
May	15,755	
June	15,771	

### QUALITY

	Quantity	Base Number	Contract	AT	Region	England
% of FP17s for the same patient ID Re-attending within 3 months - Children	125	1,552	8.1%	12.1%	12.9%	12.0%
% of FP17s for the same patient ID Re-attending within 3 months - Adults	620	4,082	15.2%	17.0%	16.5%	15.9%
% of FP17s for the same patient ID Re-attending between 3 & 9 months - Children	608	1,552	39.2%	57.5%	59.6%	58.0%
% of FP17s for the same patient ID Re-attending between 3 & 9 months - Adults	1,413	4,082	34.6%	51.2%	52.8%	50.5%
% of FP17s for Band 1 Urgent Courses	510	5,287	9.6%	9.6%	9.1%	9.0%
% of FP17s Relating to Free Repair or Replacements	82	5,287	1.6%	1.1%	1.0%	0.8%
% of FP17s Relating to Continuations	92	5,287	1.7%	1.3%	1.2%	1.1%
% of Patients satisfied with the dentistry they have received	7	8	N/A	92.1%	91.6%	91.5%
% of Patients satisfied with the time they had to wait for an appointment	8	8	N/A	90.8%	88.3%	87.9%

\* This is based on patients treated on this contract for their most recent course of treatment. Figures in italics indicate the base number of FP17s or Patient Questionnaire responses are less than 100. N/A is shown where the base number of responses is less than 10 during the period. % is calculated as Quantity/Base number\*100

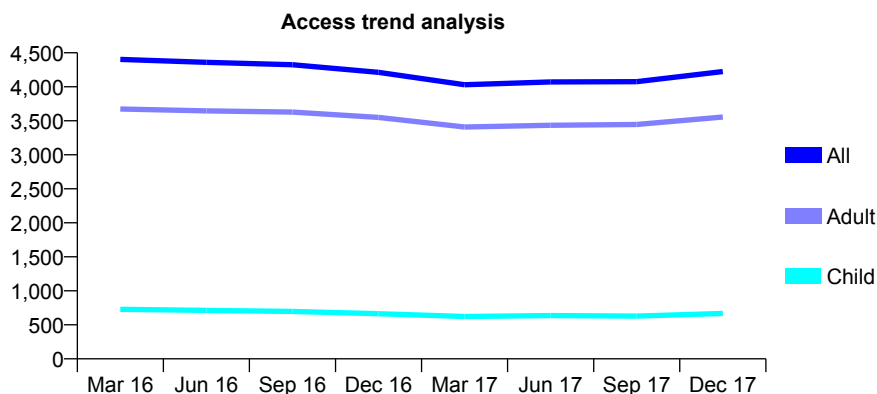
## Q44 - Vital Signs At a Glance Contract Report for 214906/0001 - December 2017

Name or company name	MR CA STANYER
Contract type name	GDS Contract
Purpose of contract	General
Contract start date	01/04/2006
Contract end date	

17/18 Contracted general activity (UDA)	11,620
Carry forward general activity (UDA)	272
17/18 Contracted orthodontic activity (UOA)	0
Carry forward orthodontic activity (UOA)	0
Baseline contract value	£242,717.91

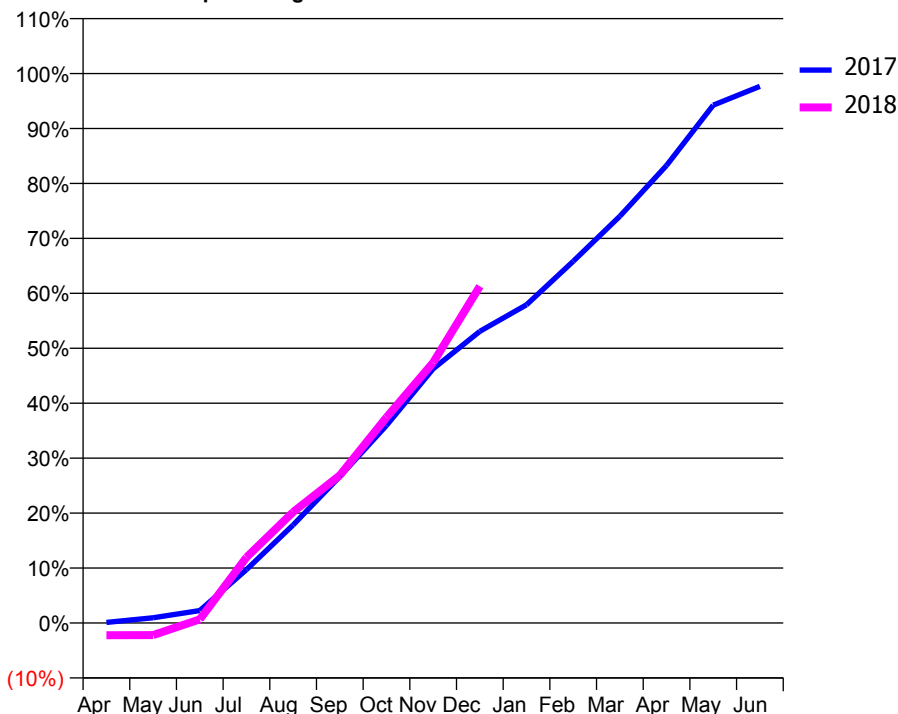
### ACCESS\*

Patients seen in 24 months	Total	Change since previous quarter
Quarter ending December 2016	4,213	
Quarter ending March 2017	4,031	↓
Quarter ending June 2017	4,071	→
Quarter ending September 2017	4,076	→
Quarter ending December 2017	4,224	↑
<b>Variance since December 2016</b>	0.3%	→



### ACTIVITY

Cumulative percentage of contracted UDA delivered 2017 & 2018



Adjusted Scheduled Activity (UDA)

Month	2017	2018
April	13	-260
May	111	-257
June	265	77
July	1,129	1,390
August	2,073	2,347
September	3,096	3,124
October	4,177	4,348
November	5,375	5,507
December	6,169	7,122
January	6,730	
February	7,649	
March	8,602	
April	9,675	
May	10,951	
June	11,348	

### QUALITY

	Quantity	Base Number	Contract	AT	Region	England
% of FP17s for the same patient ID Re-attending within 3 months - Children	60	862	7.0%	12.1%	12.9%	12.0%
% of FP17s for the same patient ID Re-attending within 3 months - Adults	870	5,265	16.5%	17.0%	16.5%	15.9%
% of FP17s for the same patient ID Re-attending between 3 & 9 months - Children	425	862	49.3%	57.5%	59.6%	58.0%
% of FP17s for the same patient ID Re-attending between 3 & 9 months - Adults	3,060	5,265	58.1%	51.2%	52.8%	50.5%
% of FP17s for Band 1 Urgent Courses	685	4,556	15.0%	9.6%	9.1%	9.0%
% of FP17s Relating to Free Repair or Replacements	0	4,556	0.0%	1.1%	1.0%	0.8%
% of FP17s Relating to Continuations	97	4,556	2.1%	1.3%	1.2%	1.1%
% of Patients satisfied with the dentistry they have received	10	12	83.3%	92.1%	91.6%	91.5%
% of Patients satisfied with the time they had to wait for an appointment	11	12	91.7%	90.8%	88.3%	87.9%

\* This is based on patients treated on this contract for their most recent course of treatment. Figures in italics indicate the base number of FP17s or Patient Questionnaire responses are less than 100. N/A is shown where the base number of responses is less than 10 during the period. % is calculated as Quantity/Base number\*100

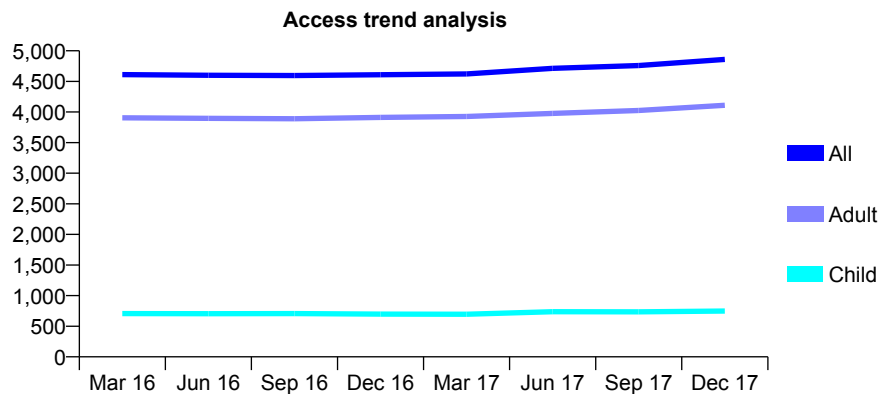
## Q44 - Vital Signs At a Glance Contract Report for 221953/0001 - December 2017

Name or company name	MR RM HEATHCOTE
Contract type name	GDS Contract
Purpose of contract	General
Contract start date	01/04/2006
Contract end date	

17/18 Contracted general activity (UDA)	12,472
Carry forward general activity (UDA)	84
17/18 Contracted orthodontic activity (UOA)	0
Carry forward orthodontic activity (UOA)	0
Baseline contract value	£327,046.60

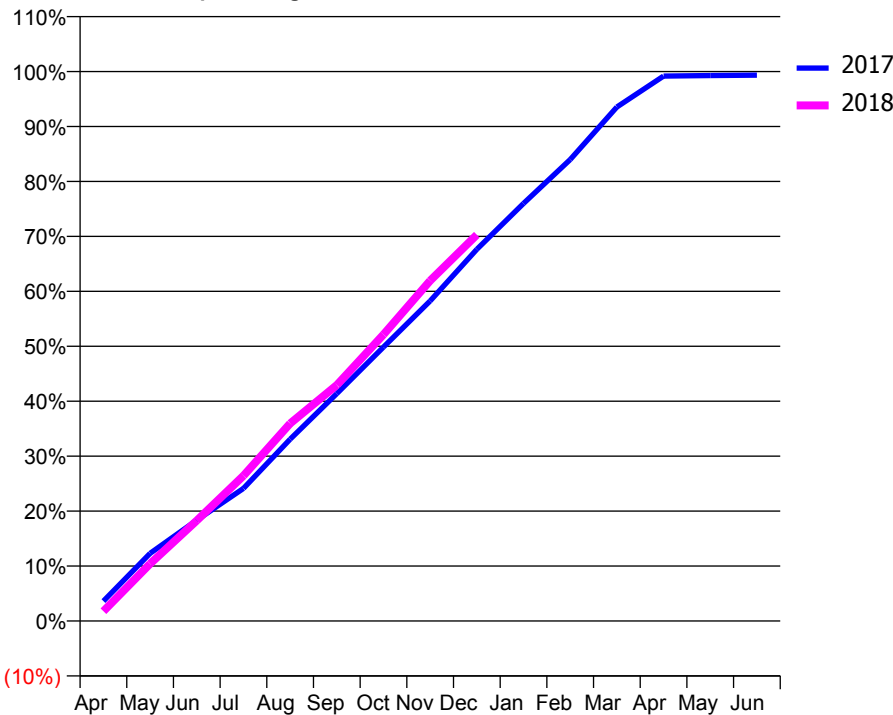
### ACCESS\*

Patients seen in 24 months	Total	Change since previous quarter
Quarter ending December 2016	4,610	
Quarter ending March 2017	4,623	→
Quarter ending June 2017	4,714	→
Quarter ending September 2017	4,760	→
Quarter ending December 2017	4,860	↑
<b>Variance since December 2016</b>	<b>5.4%</b>	<b>↑</b>



### ACTIVITY

Cumulative percentage of contracted UDA delivered 2017 & 2018



Month	Adjusted Scheduled Activity (UDA)	
	2017	2018
April	452	224
May	1,535	1,299
June	2,290	2,281
July	3,011	3,297
August	4,126	4,483
September	5,162	5,355
October	6,218	6,501
November	7,265	7,724
December	8,437	8,768
January	9,479	
February	10,474	
March	11,665	
April	12,369	
May	12,379	
June	12,388	

### QUALITY

	Quantity	Base Number	Contract	AT	Region	England
% of FP17s for the same patient ID Re-attending within 3 months - Children	37	927	4.0%	12.1%	12.9%	12.0%
% of FP17s for the same patient ID Re-attending within 3 months - Adults	549	4,184	13.1%	17.0%	16.5%	15.9%
% of FP17s for the same patient ID Re-attending between 3 & 9 months - Children	587	927	63.3%	57.5%	59.6%	58.0%
% of FP17s for the same patient ID Re-attending between 3 & 9 months - Adults	1,992	4,184	47.6%	51.2%	52.8%	50.5%
% of FP17s for Band 1 Urgent Courses	346	4,841	7.1%	9.6%	9.1%	9.0%
% of FP17s Relating to Free Repair or Replacements	28	4,841	0.6%	1.1%	1.0%	0.8%
% of FP17s Relating to Continuations	40	4,841	0.8%	1.3%	1.2%	1.1%
% of Patients satisfied with the dentistry they have received	11	12	91.7%	92.1%	91.6%	91.5%
% of Patients satisfied with the time they had to wait for an appointment	10	12	83.3%	90.8%	88.3%	87.9%

\* This is based on patients treated on this contract for their most recent course of treatment. Figures in italics indicate the base number of FP17s or Patient Questionnaire responses are less than 100. N/A is shown where the base number of responses is less than 10 during the period. % is calculated as Quantity/Base number\*100

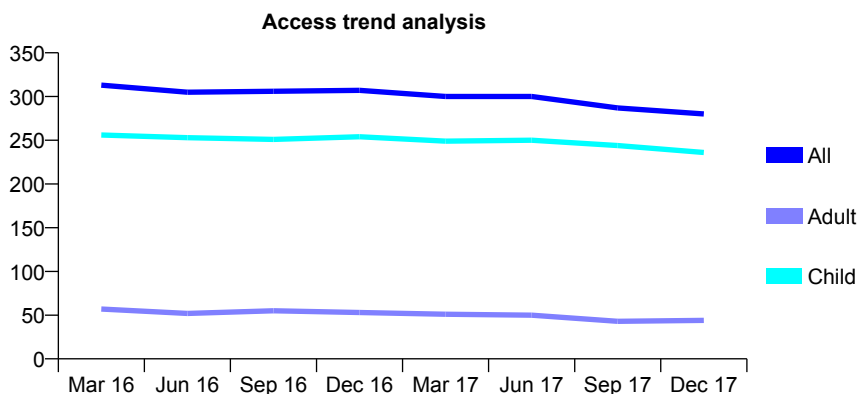
## Q44 - Vital Signs At a Glance Contract Report for 222887/0001 - December 2017

Name or company name	MR SR SMITH
Contract type name	GDS Contract
Purpose of contract	General
Contract start date	01/04/2006
Contract end date	

17/18 Contracted general activity (UDA)	630
Carry forward general activity (UDA)	0
17/18 Contracted orthodontic activity (UOA)	0
Carry forward orthodontic activity (UOA)	0
Baseline contract value	£13,521.00

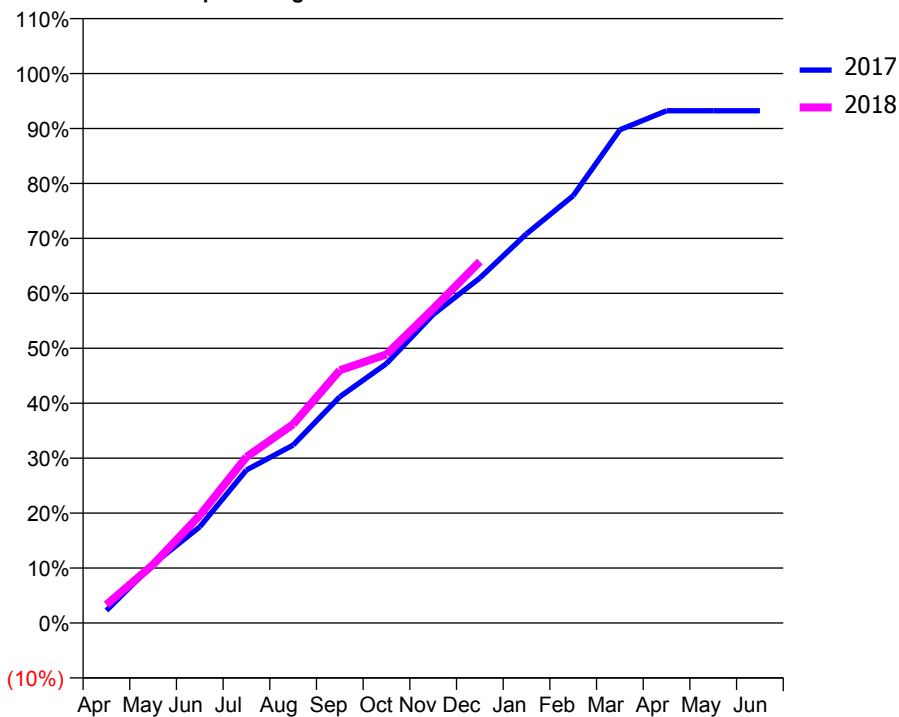
### ACCESS\*

Patients seen in 24 months	Total	Change since previous quarter
Quarter ending December 2016	307	
Quarter ending March 2017	300	↓
Quarter ending June 2017	300	→
Quarter ending September 2017	287	↓
Quarter ending December 2017	280	↓
<b>Variance since December 2016</b>	<b>(8.8%)</b>	<b>↓</b>



### ACTIVITY

**Cumulative percentage of contracted UDA delivered 2017 & 2018**



Month	Adjusted Scheduled Activity (UDA)	
	2017	2018
April	17	21
May	80	67
June	131	123
July	209	190
August	243	228
September	309	290
October	354	308
November	421	360
December	471	414
January	531	
February	583	
March	673	
April	699	
May	699	
June	699	

### QUALITY

	Quantity	Base Number	Contract	AT	Region	England
% of FP17s for the same patient ID Re-attending within 3 months - Children	40	341	11.7%	12.1%	12.9%	12.0%
% of FP17s for the same patient ID Re-attending within 3 months - Adults	0	18	0.0%	17.0%	16.5%	15.9%
% of FP17s for the same patient ID Re-attending between 3 & 9 months - Children	255	341	74.8%	57.5%	59.6%	58.0%
% of FP17s for the same patient ID Re-attending between 3 & 9 months - Adults	17	18	94.4%	51.2%	52.8%	50.5%
% of FP17s for Band 1 Urgent Courses	7	341	2.1%	9.6%	9.1%	9.0%
% of FP17s Relating to Free Repair or Replacements	0	341	0.0%	1.1%	1.0%	0.8%
% of FP17s Relating to Continuations	0	341	0.0%	1.3%	1.2%	1.1%
% of Patients satisfied with the dentistry they have received	1	1	N/A	92.1%	91.6%	91.5%
% of Patients satisfied with the time they had to wait for an appointment	1	1	N/A	90.8%	88.3%	87.9%

\* This is based on patients treated on this contract for their most recent course of treatment. Figures in italics indicate the base number of FP17s or Patient Questionnaire responses are less than 100. N/A is shown where the base number of responses is less than 10 during the period. % is calculated as Quantity/Base number\*100



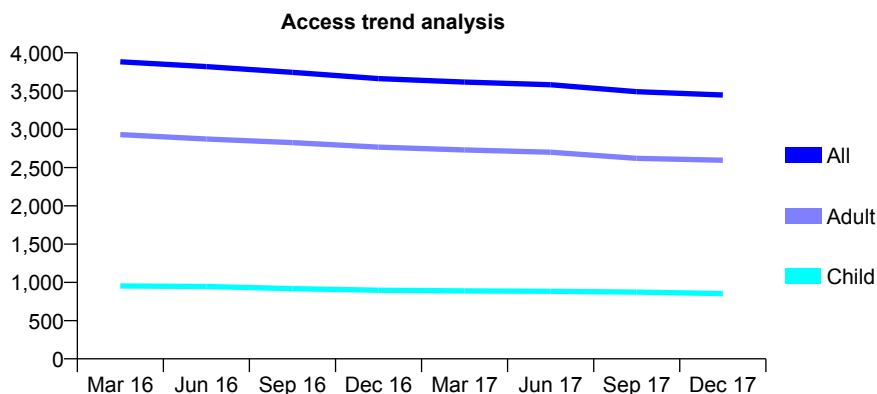
## Q44 - Vital Signs At a Glance Contract Report for 233463/0001 - December 2017

Name or company name	Crown Bank Family Dental Health Centre
Contract type name	GDS Contract
Purpose of contract	General
Contract start date	01/04/2006
Contract end date	

17/18 Contracted general activity (UDA)	8,656
Carry forward general activity (UDA)	0
17/18 Contracted orthodontic activity (UOA)	0
Carry forward orthodontic activity (UOA)	0
Baseline contract value	£235,862.63

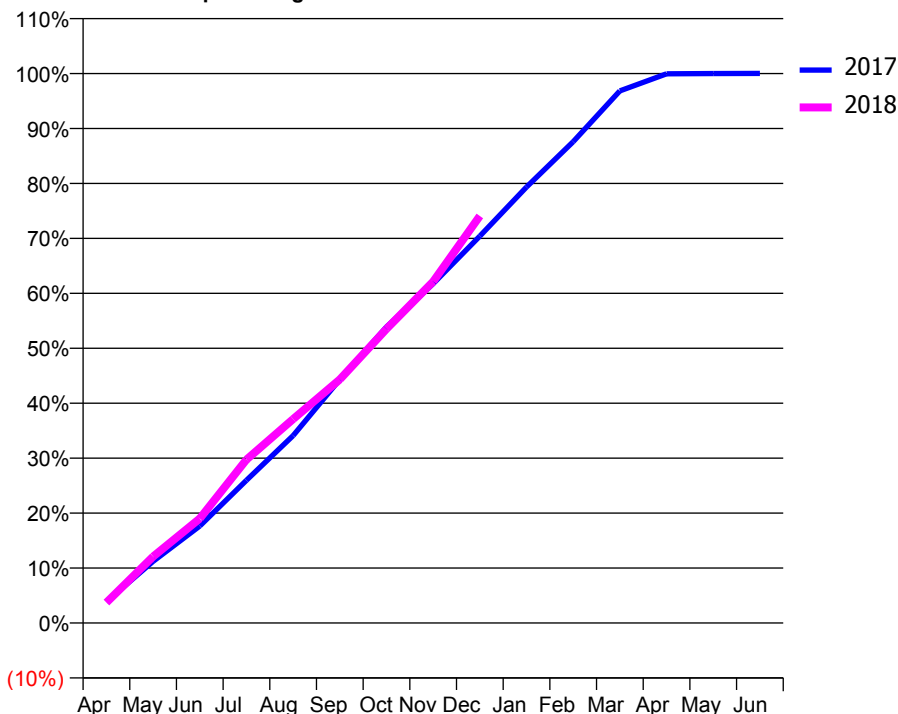
### ACCESS\*

Patients seen in 24 months	Total	Change since previous quarter
Quarter ending December 2016	3,663	
Quarter ending March 2017	3,618	↓
Quarter ending June 2017	3,583	→
Quarter ending September 2017	3,492	↓
Quarter ending December 2017	3,449	↓
<b>Variance since December 2016</b>	<b>(5.8%)</b>	<b>↓</b>



### ACTIVITY

Cumulative percentage of contracted UDA delivered 2017 & 2018



Month	Adjusted Scheduled Activity (UDA)	
	2017	2018
April	338	323
May	979	1,047
June	1,539	1,645
July	2,266	2,575
August	2,974	3,212
September	3,866	3,837
October	4,700	4,633
November	5,386	5,378
December	6,141	6,412
January	6,921	
February	7,640	
March	8,446	
April	8,717	
May	8,721	
June	8,722	

### QUALITY

	Quantity	Base Number	Contract	AT	Region	England
% of FP17s for the same patient ID Re-attending within 3 months - Children	115	971	11.8%	12.1%	12.9%	12.0%
% of FP17s for the same patient ID Re-attending within 3 months - Adults	547	2,481	22.0%	17.0%	16.5%	15.9%
% of FP17s for the same patient ID Re-attending between 3 & 9 months - Children	520	971	53.6%	57.5%	59.6%	58.0%
% of FP17s for the same patient ID Re-attending between 3 & 9 months - Adults	709	2,481	28.6%	51.2%	52.8%	50.5%
% of FP17s for Band 1 Urgent Courses	420	3,310	12.7%	9.6%	9.1%	9.0%
% of FP17s Relating to Free Repair or Replacements	34	3,310	1.0%	1.1%	1.0%	0.8%
% of FP17s Relating to Continuations	66	3,310	2.0%	1.3%	1.2%	1.1%
% of Patients satisfied with the dentistry they have received	4	4	N/A	92.1%	91.6%	91.5%
% of Patients satisfied with the time they had to wait for an appointment	3	4	N/A	90.8%	88.3%	87.9%

\* This is based on patients treated on this contract for their most recent course of treatment. Figures in italics indicate the base number of FP17s or Patient Questionnaire responses are less than 100. N/A is shown where the base number of responses is less than 10 during the period. % is calculated as Quantity/Base number\*100

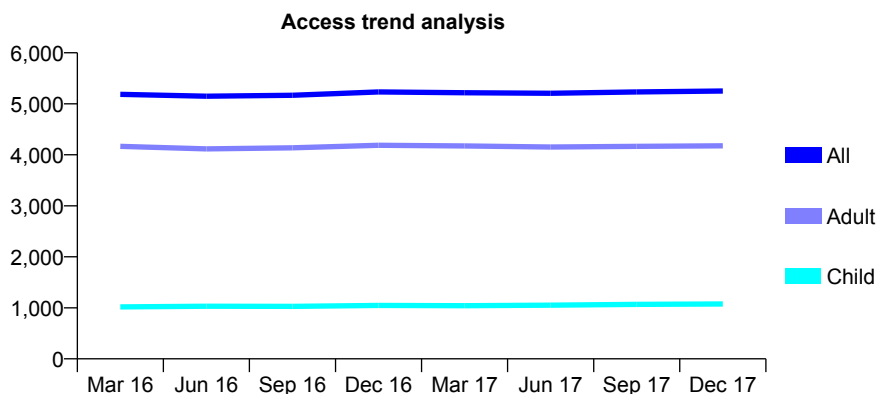
## Q44 - Vital Signs At a Glance Contract Report for 234311/0001 - December 2017

Name or company name	MR A PATEL
Contract type name	GDS Contract
Purpose of contract	General
Contract start date	01/04/2006
Contract end date	

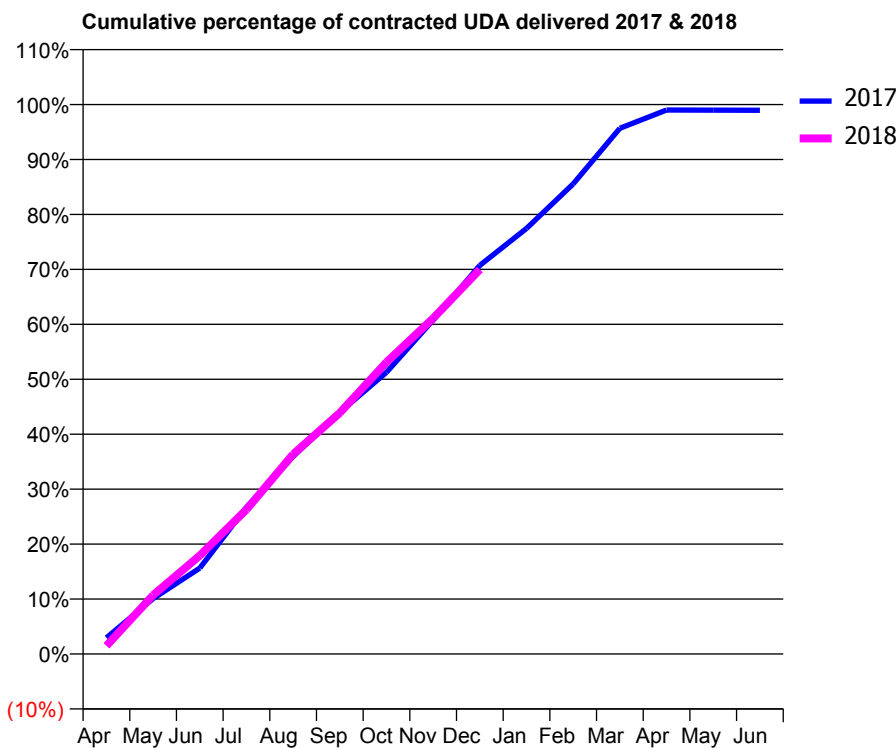
17/18 Contracted general activity (UDA)	16,223
Carry forward general activity (UDA)	170
17/18 Contracted orthodontic activity (UOA)	0
Carry forward orthodontic activity (UOA)	0
Baseline contract value	£463,690.55

### ACCESS\*

Patients seen in 24 months	Total	Change since previous quarter
Quarter ending December 2016	5,233	
Quarter ending March 2017	5,217	→
Quarter ending June 2017	5,207	→
Quarter ending September 2017	5,233	→
Quarter ending December 2017	5,252	→
<b>Variance since December 2016</b>	<b>0.4%</b>	<b>→</b>



### ACTIVITY



Month	Adjusted Scheduled Activity (UDA)	
	2017	2018
April	478	242
May	1,637	1,737
June	2,537	2,907
July	4,332	4,265
August	5,831	5,898
September	7,134	7,118
October	8,318	8,616
November	9,862	9,912
December	11,474	11,350
January	12,564	
February	13,881	
March	15,520	
April	16,060	
May	16,055	
June	16,053	

### QUALITY

	Quantity	Base Number	Contract	AT	Region	England
% of FP17s for the same patient ID Re-attending within 3 months - Children	64	1,219	5.3%	12.1%	12.9%	12.0%
% of FP17s for the same patient ID Re-attending within 3 months - Adults	689	4,716	14.6%	17.0%	16.5%	15.9%
% of FP17s for the same patient ID Re-attending between 3 & 9 months - Children	774	1,219	63.5%	57.5%	59.6%	58.0%
% of FP17s for the same patient ID Re-attending between 3 & 9 months - Adults	2,719	4,716	57.7%	51.2%	52.8%	50.5%
% of FP17s for Band 1 Urgent Courses	390	5,724	6.8%	9.6%	9.1%	9.0%
% of FP17s Relating to Free Repair or Replacements	281	5,724	4.9%	1.1%	1.0%	0.8%
% of FP17s Relating to Continuations	38	5,724	0.7%	1.3%	1.2%	1.1%
% of Patients satisfied with the dentistry they have received	15	17	88.2%	92.1%	91.6%	91.5%
% of Patients satisfied with the time they had to wait for an appointment	17	17	100.0%	90.8%	88.3%	87.9%

\* This is based on patients treated on this contract for their most recent course of treatment. Figures in italics indicate the base number of FP17s or Patient Questionnaire responses are less than 100. N/A is shown where the base number of responses is less than 10 during the period. % is calculated as Quantity/Base number\*100

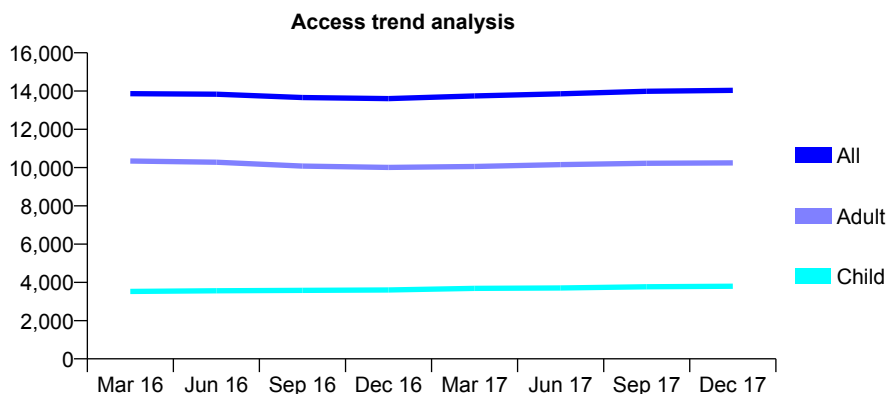
## Q44 - Vital Signs At a Glance Contract Report for 234664/0001 - December 2017

Name or company name	MR CJ ILLINGWORTH
Contract type name	GDS Contract
Purpose of contract	General
Contract start date	01/04/2006
Contract end date	

17/18 Contracted general activity (UDA)	38,500
Carry forward general activity (UDA)	0
17/18 Contracted orthodontic activity (UOA)	0
Carry forward orthodontic activity (UOA)	0
Baseline contract value	£918,798.13

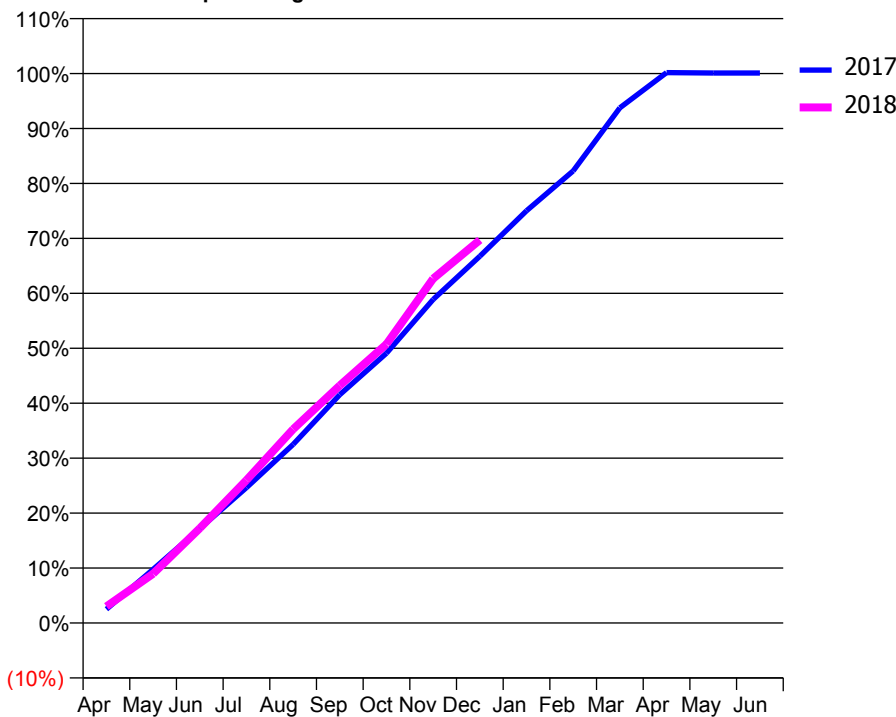
### ACCESS\*

Patients seen in 24 months	Total	Change since previous quarter
Quarter ending December 2016	13,607	
Quarter ending March 2017	13,743	→
Quarter ending June 2017	13,855	→
Quarter ending September 2017	13,986	→
Quarter ending December 2017	14,038	→
<b>Variance since December 2016</b>	<b>3.2%</b>	<b>↑</b>



### ACTIVITY

Cumulative percentage of contracted UDA delivered 2017 & 2018



Month	Adjusted Scheduled Activity (UDA)	
	2017	2018
April	967	1,160
May	3,767	3,449
June	6,634	6,641
July	9,504	10,013
August	12,535	13,580
September	16,025	16,644
October	18,939	19,539
November	22,707	24,130
December	25,748	26,842
January	28,939	
February	31,735	
March	36,163	
April	38,628	
May	38,604	
June	38,604	

### QUALITY

	Quantity	Base Number	Contract	AT	Region	England
% of FP17s for the same patient ID Re-attending within 3 months - Children	351	4,637	7.6%	12.1%	12.9%	12.0%
% of FP17s for the same patient ID Re-attending within 3 months - Adults	1,575	10,710	14.7%	17.0%	16.5%	15.9%
% of FP17s for the same patient ID Re-attending between 3 & 9 months - Children	3,161	4,637	68.2%	57.5%	59.6%	58.0%
% of FP17s for the same patient ID Re-attending between 3 & 9 months - Adults	5,536	10,710	51.7%	51.2%	52.8%	50.5%
% of FP17s for Band 1 Urgent Courses	1,599	14,218	11.2%	9.6%	9.1%	9.0%
% of FP17s Relating to Free Repair or Replacements	137	14,218	1.0%	1.1%	1.0%	0.8%
% of FP17s Relating to Continuations	54	14,218	0.4%	1.3%	1.2%	1.1%
% of Patients satisfied with the dentistry they have received	54	60	90.0%	92.1%	91.6%	91.5%
% of Patients satisfied with the time they had to wait for an appointment	52	60	86.7%	90.8%	88.3%	87.9%

\* This is based on patients treated on this contract for their most recent course of treatment. Figures in italics indicate the base number of FP17s or Patient Questionnaire responses are less than 100. N/A is shown where the base number of responses is less than 10 during the period. % is calculated as Quantity/Base number\*100

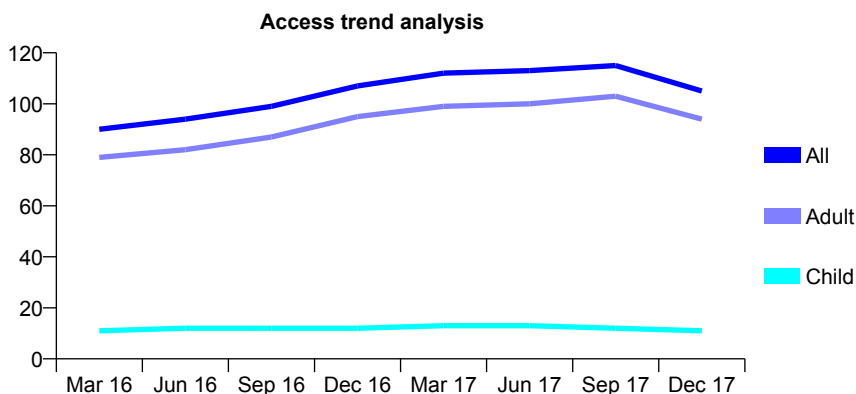
## Q44 - Vital Signs At a Glance Contract Report for 240788/0003 - December 2017

Name or company name	MR TA PARR
Contract type name	GDS Contract
Purpose of contract	General
Contract start date	01/04/2006
Contract end date	

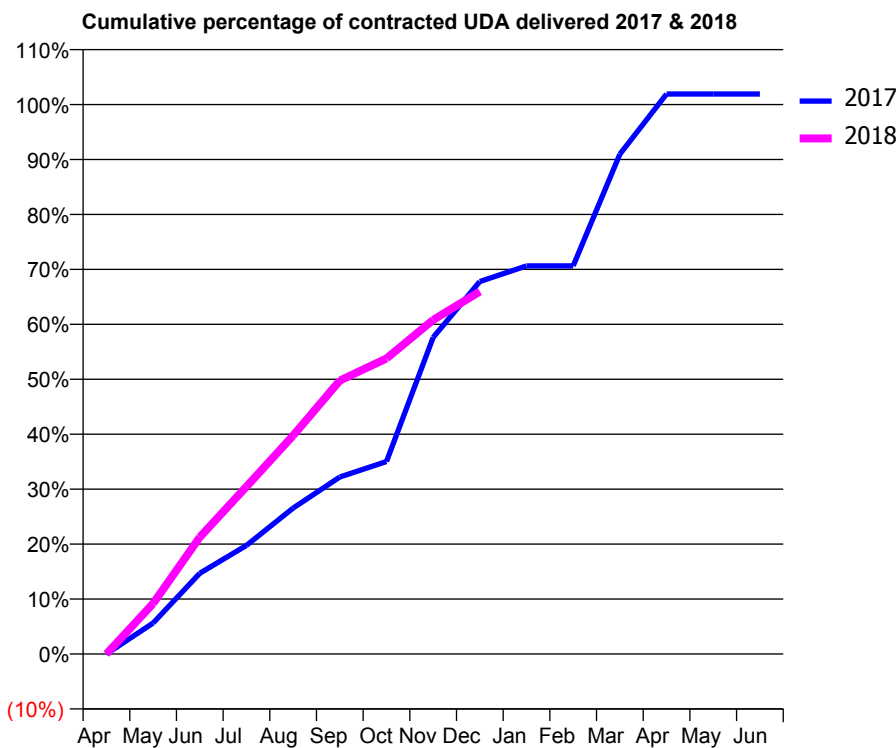
17/18 Contracted general activity (UDA)	174
Carry forward general activity (UDA)	0
17/18 Contracted orthodontic activity (UOA)	0
Carry forward orthodontic activity (UOA)	0
Baseline contract value	£4,123.39

### ACCESS\*

Patients seen in 24 months	Total	Change since previous quarter
Quarter ending December 2016	107	
Quarter ending March 2017	112	↑
Quarter ending June 2017	113	→
Quarter ending September 2017	115	→
Quarter ending December 2017	105	↓
<b>Variance since December 2016</b>	<b>(1.9%)</b>	<b>↓</b>



### ACTIVITY



Month	Adjusted Scheduled Activity (UDA)	
	2017	2018
April	0	0
May	10	16
June	26	37
July	35	53
August	47	69
September	57	87
October	62	94
November	102	106
December	120	115
January	125	
February	125	
March	161	
April	180	
May	180	
June	180	

### QUALITY

	Quantity	Base Number	Contract	AT	Region	England
% of FP17s for the same patient ID Re-attending within 3 months - Children	0	18	0.0%	12.1%	12.9%	12.0%
% of FP17s for the same patient ID Re-attending within 3 months - Adults	7	66	10.6%	17.0%	16.5%	15.9%
% of FP17s for the same patient ID Re-attending between 3 & 9 months - Children	9	18	50.0%	57.5%	59.6%	58.0%
% of FP17s for the same patient ID Re-attending between 3 & 9 months - Adults	13	66	19.7%	51.2%	52.8%	50.5%
% of FP17s for Band 1 Urgent Courses	4	71	5.6%	9.6%	9.1%	9.0%
% of FP17s Relating to Free Repair or Replacements	0	71	0.0%	1.1%	1.0%	0.8%
% of FP17s Relating to Continuations	0	71	0.0%	1.3%	1.2%	1.1%
% of Patients satisfied with the dentistry they have received	0	0	N/A	92.1%	91.6%	91.5%
% of Patients satisfied with the time they had to wait for an appointment	0	0	N/A	90.8%	88.3%	87.9%

\* This is based on patients treated on this contract for their most recent course of treatment. Figures in italics indicate the base number of FP17s or Patient Questionnaire responses are less than 100. N/A is shown where the base number of responses is less than 10 during the period. % is calculated as Quantity/Base number\*100

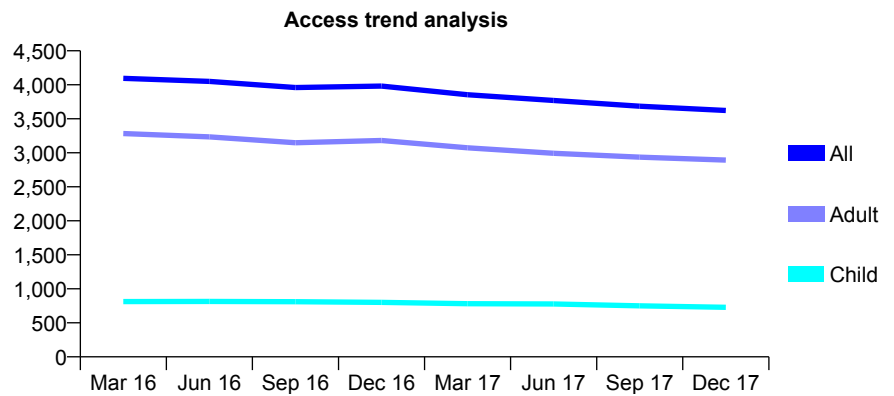
## Q44 - Vital Signs At a Glance Contract Report for 243876/0001 - December 2017

Name or company name	MR CG BLACK
Contract type name	GDS Contract
Purpose of contract	General
Contract start date	01/04/2006
Contract end date	

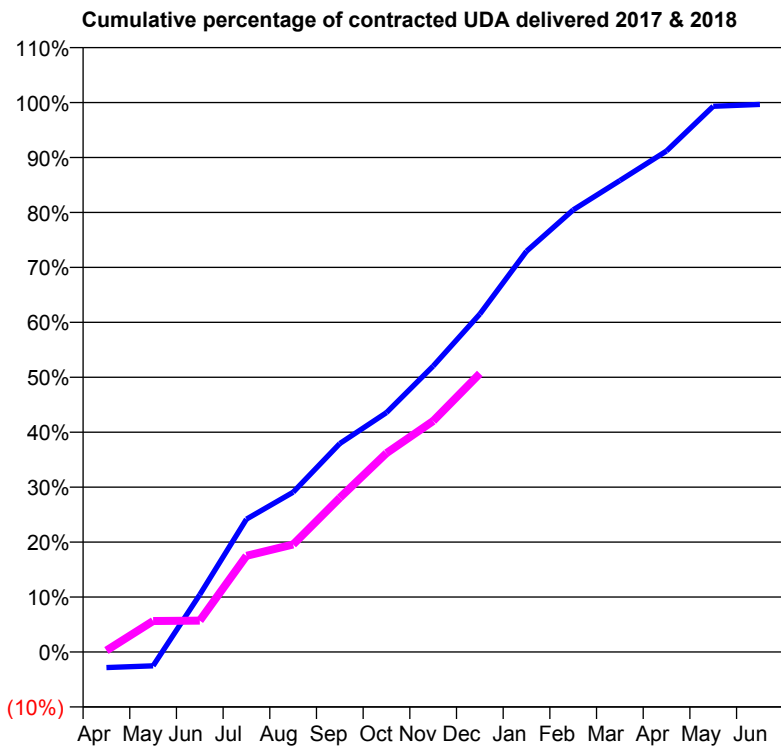
17/18 Contracted general activity (UDA)	12,522
Carry forward general activity (UDA)	43
17/18 Contracted orthodontic activity (UOA)	0
Carry forward orthodontic activity (UOA)	0
Baseline contract value	£365,809.30

### ACCESS\*

Patients seen in 24 months	Total	Change since previous quarter
Quarter ending December 2016	3,981	
Quarter ending March 2017	3,854	↓
Quarter ending June 2017	3,770	↓
Quarter ending September 2017	3,686	↓
Quarter ending December 2017	3,622	↓
<b>Variance since December 2016</b>	<b>(9.0%)</b>	<b>↓</b>



### ACTIVITY



Month	Adjusted Scheduled Activity (UDA)	
	2017	2018
April	-357	34
May	-317	706
June	1,309	716
July	3,028	2,192
August	3,641	2,451
September	4,752	3,514
October	5,457	4,534
November	6,517	5,265
December	7,700	6,346
January	9,132	
February	10,074	
March	10,745	
April	11,417	
May	12,437	
June	12,479	

### QUALITY

	Quantity	Base Number	Contract	AT	Region	England
% of FP17s for the same patient ID Re-attending within 3 months - Children	74	808	9.2%	12.1%	12.9%	12.0%
% of FP17s for the same patient ID Re-attending within 3 months - Adults	465	2,932	15.9%	17.0%	16.5%	15.9%
% of FP17s for the same patient ID Re-attending between 3 & 9 months - Children	540	808	66.8%	57.5%	59.6%	58.0%
% of FP17s for the same patient ID Re-attending between 3 & 9 months - Adults	1,677	2,932	57.2%	51.2%	52.8%	50.5%
% of FP17s for Band 1 Urgent Courses	152	2,980	5.1%	9.6%	9.1%	9.0%
% of FP17s Relating to Free Repair or Replacements	30	2,980	1.0%	1.1%	1.0%	0.8%
% of FP17s Relating to Continuations	13	2,980	0.4%	1.3%	1.2%	1.1%
% of Patients satisfied with the dentistry they have received	12	13	92.3%	92.1%	91.6%	91.5%
% of Patients satisfied with the time they had to wait for an appointment	11	13	84.6%	90.8%	88.3%	87.9%

\* This is based on patients treated on this contract for their most recent course of treatment. Figures in italics indicate the base number of FP17s or Patient Questionnaire responses are less than 100. N/A is shown where the base number of responses is less than 10 during the period. % is calculated as Quantity/Base number\*100

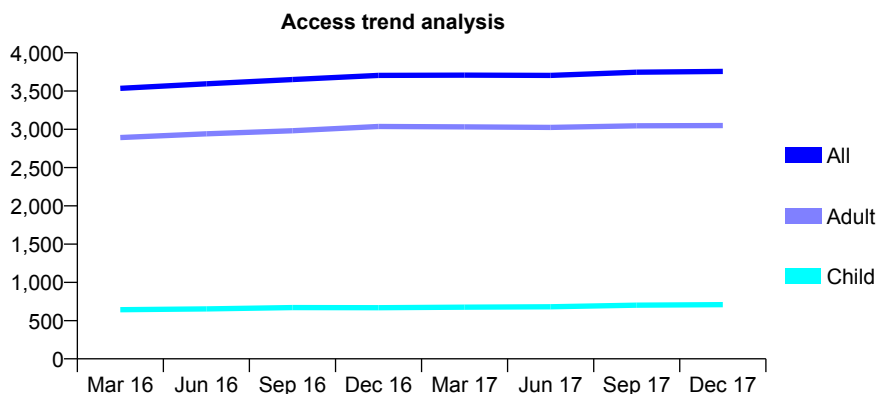
## Q44 - Vital Signs At a Glance Contract Report for 245089/0001 - December 2017

Name or company name	MR TJ GREENE
Contract type name	GDS Contract
Purpose of contract	General
Contract start date	01/04/2006
Contract end date	

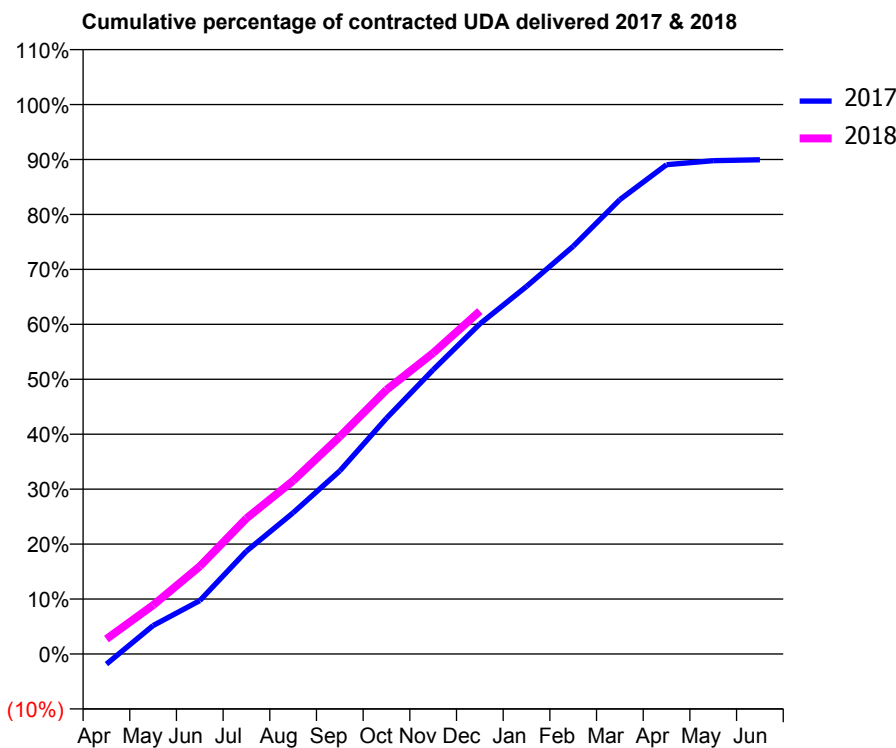
17/18 Contracted general activity (UDA)	9,712
Carry forward general activity (UDA)	0
17/18 Contracted orthodontic activity (UOA)	0
Carry forward orthodontic activity (UOA)	0
Baseline contract value	£220,172.23

### ACCESS\*

Patients seen in 24 months	Total	Change since previous quarter
Quarter ending December 2016	3,705	
Quarter ending March 2017	3,708	→
Quarter ending June 2017	3,705	→
Quarter ending September 2017	3,747	→
Quarter ending December 2017	3,757	→
<b>Variance since December 2016</b>	<b>1.4%</b>	<b>→</b>



### ACTIVITY



Month	Adjusted Scheduled Activity (UDA)	
	2017	2018
April	-180	264
May	503	864
June	945	1,550
July	1,818	2,397
August	2,497	3,063
September	3,238	3,843
October	4,169	4,670
November	5,023	5,322
December	5,834	6,060
January	6,496	
February	7,205	
March	8,031	
April	8,648	
May	8,718	
June	8,734	

### QUALITY

	Quantity	Base Number	Contract	AT	Region	England
% of FP17s for the same patient ID Re-attending within 3 months - Children	44	857	5.1%	12.1%	12.9%	12.0%
% of FP17s for the same patient ID Re-attending within 3 months - Adults	408	3,679	11.1%	17.0%	16.5%	15.9%
% of FP17s for the same patient ID Re-attending between 3 & 9 months - Children	626	857	73.0%	57.5%	59.6%	58.0%
% of FP17s for the same patient ID Re-attending between 3 & 9 months - Adults	2,663	3,679	72.4%	51.2%	52.8%	50.5%
% of FP17s for Band 1 Urgent Courses	67	3,801	1.8%	9.6%	9.1%	9.0%
% of FP17s Relating to Free Repair or Replacements	20	3,801	0.5%	1.1%	1.0%	0.8%
% of FP17s Relating to Continuations	26	3,801	0.7%	1.3%	1.2%	1.1%
% of Patients satisfied with the dentistry they have received	8	9	N/A	92.1%	91.6%	91.5%
% of Patients satisfied with the time they had to wait for an appointment	8	9	N/A	90.8%	88.3%	87.9%

\* This is based on patients treated on this contract for their most recent course of treatment. Figures in italics indicate the base number of FP17s or Patient Questionnaire responses are less than 100. N/A is shown where the base number of responses is less than 10 during the period. % is calculated as Quantity/Base number\*100

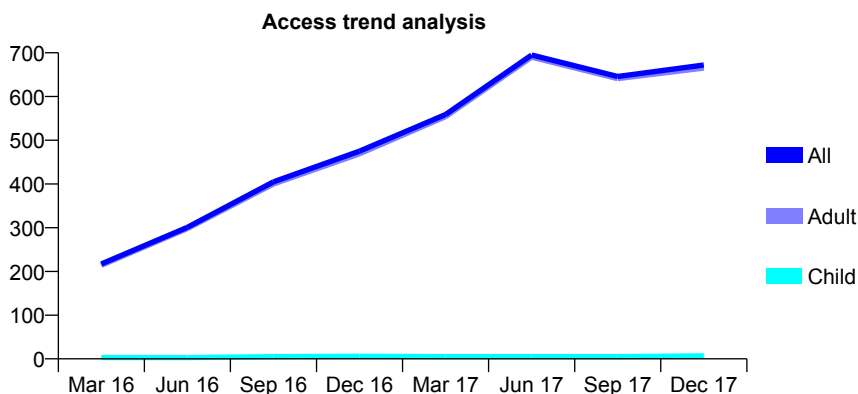
## Q44 - Vital Signs At a Glance Contract Report for 258024/0003 - December 2017

Name or company name	MR HD AHOVI
Contract type name	PDS Contract
Purpose of contract	General
Contract start date	01/07/2015
Contract end date	30/11/2019

17/18 Contracted general activity (UDA)	2,250
Carry forward general activity (UDA)	0
17/18 Contracted orthodontic activity (UOA)	0
Carry forward orthodontic activity (UOA)	0
Baseline contract value	£122,217.58

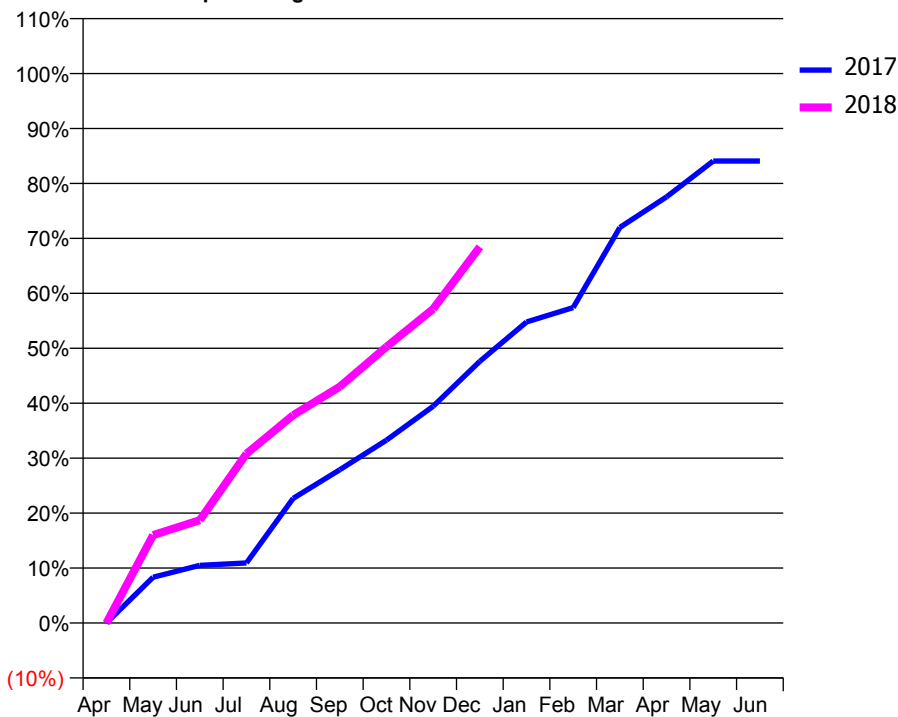
### ACCESS\*

Patients seen in 24 months	Total	Change since previous quarter
Quarter ending December 2016	475	
Quarter ending March 2017	559	↑
Quarter ending June 2017	695	↑
Quarter ending September 2017	646	↓
Quarter ending December 2017	672	↑
<b>Variance since December 2016</b>	<b>41.5%</b>	<b>↑</b>



### ACTIVITY

Cumulative percentage of contracted UDA delivered 2017 & 2018



Month	Adjusted Scheduled Activity (UDA)	
	2017	2018
April	0	0
May	221	360
June	278	421
July	290	693
August	601	851
September	739	968
October	882	1,131
November	1,045	1,286
December	1,262	1,540
January	1,452	
February	1,521	
March	1,908	
April	2,055	
May	2,228	
June	2,228	

### QUALITY

	Quantity	Base Number	Contract	AT	Region	England
% of FP17s for the same patient ID Re-attending within 3 months - Children	0	7	0.0%	12.1%	12.9%	12.0%
% of FP17s for the same patient ID Re-attending within 3 months - Adults	23	639	3.6%	17.0%	16.5%	15.9%
% of FP17s for the same patient ID Re-attending between 3 & 9 months - Children	0	7	0.0%	57.5%	59.6%	58.0%
% of FP17s for the same patient ID Re-attending between 3 & 9 months - Adults	11	639	1.7%	51.2%	52.8%	50.5%
% of FP17s for Band 1 Urgent Courses	0	532	0.0%	9.6%	9.1%	9.0%
% of FP17s Relating to Free Repair or Replacements	0	532	0.0%	1.1%	1.0%	0.8%
% of FP17s Relating to Continuations	0	532	0.0%	1.3%	1.2%	1.1%
% of Patients satisfied with the dentistry they have received	1	1	N/A	92.1%	91.6%	91.5%
% of Patients satisfied with the time they had to wait for an appointment	1	1	N/A	90.8%	88.3%	87.9%

\* This is based on patients treated on this contract for their most recent course of treatment. Figures in italics indicate the base number of FP17s or Patient Questionnaire responses are less than 100. N/A is shown where the base number of responses is less than 10 during the period. % is calculated as Quantity/Base number\*100

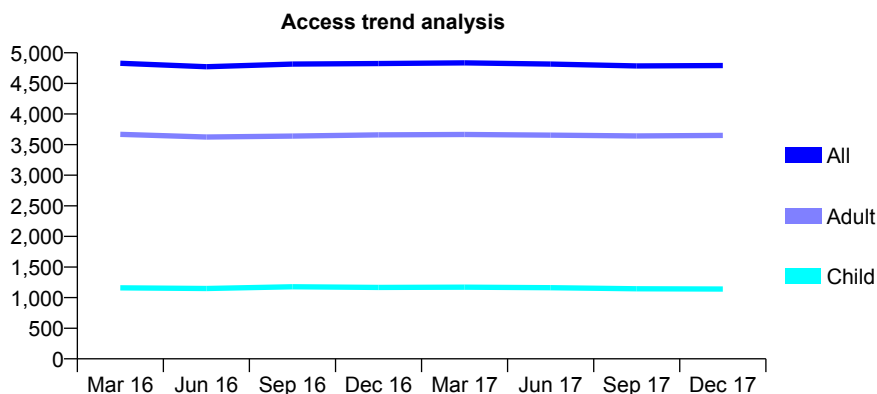
## Q44 - Vital Signs At a Glance Contract Report for 299901/0001 - December 2017

Name or company name	MR J SREERAM
Contract type name	GDS Contract
Purpose of contract	General
Contract start date	01/06/2012
Contract end date	

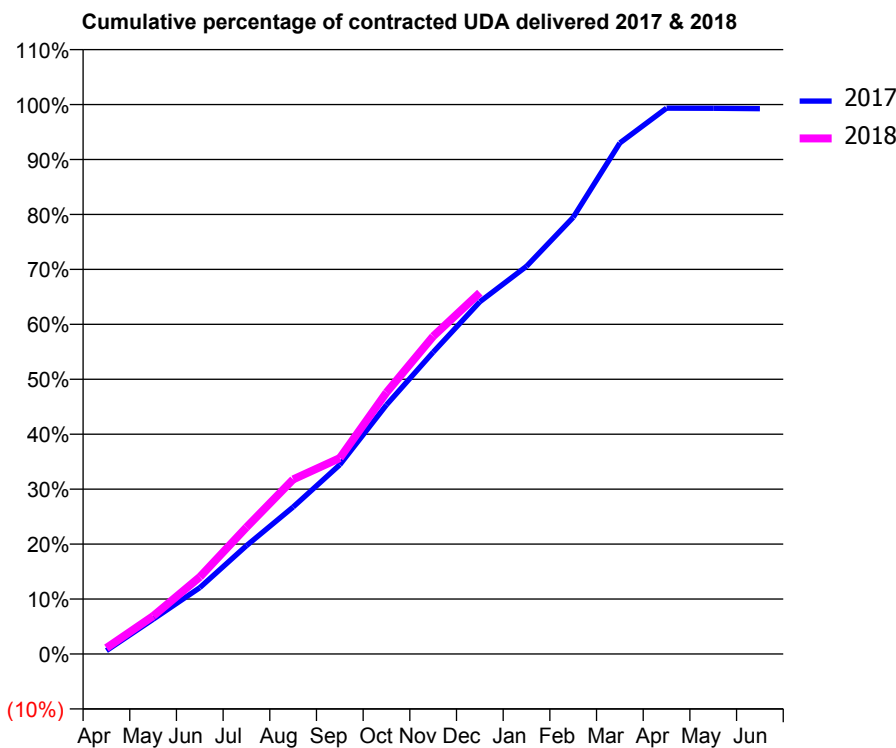
17/18 Contracted general activity (UDA)	17,225
Carry forward general activity (UDA)	132
17/18 Contracted orthodontic activity (UOA)	0
Carry forward orthodontic activity (UOA)	0
Baseline contract value	£442,726.40

### ACCESS\*

Patients seen in 24 months	Total	Change since previous quarter
Quarter ending December 2016	4,825	
Quarter ending March 2017	4,835	→
Quarter ending June 2017	4,816	→
Quarter ending September 2017	4,785	→
Quarter ending December 2017	4,791	→
<b>Variance since December 2016</b>	<b>(0.7%)</b>	→



### ACTIVITY



Month	Adjusted Scheduled Activity (UDA)	
	2017	2018
April	107	190
May	1,087	1,189
June	2,080	2,414
July	3,397	3,971
August	4,610	5,472
September	5,933	6,141
October	7,809	8,200
November	9,462	9,960
December	11,043	11,326
January	12,155	
February	13,686	
March	16,021	
April	17,109	
May	17,107	
June	17,093	

### QUALITY

	Quantity	Base Number	Contract	AT	Region	England
% of FP17s for the same patient ID Re-attending within 3 months - Children	323	1,577	20.5%	12.1%	12.9%	12.0%
% of FP17s for the same patient ID Re-attending within 3 months - Adults	732	4,147	17.7%	17.0%	16.5%	15.9%
% of FP17s for the same patient ID Re-attending between 3 & 9 months - Children	938	1,577	59.5%	57.5%	59.6%	58.0%
% of FP17s for the same patient ID Re-attending between 3 & 9 months - Adults	2,479	4,147	59.8%	51.2%	52.8%	50.5%
% of FP17s for Band 1 Urgent Courses	256	5,381	4.8%	9.6%	9.1%	9.0%
% of FP17s Relating to Free Repair or Replacements	113	5,381	2.1%	1.1%	1.0%	0.8%
% of FP17s Relating to Continuations	70	5,381	1.3%	1.3%	1.2%	1.1%
% of Patients satisfied with the dentistry they have received	9	9	N/A	92.1%	91.6%	91.5%
% of Patients satisfied with the time they had to wait for an appointment	8	9	N/A	90.8%	88.3%	87.9%

\* This is based on patients treated on this contract for their most recent course of treatment. Figures in italics indicate the base number of FP17s or Patient Questionnaire responses are less than 100. N/A is shown where the base number of responses is less than 10 during the period. % is calculated as Quantity/Base number\*100



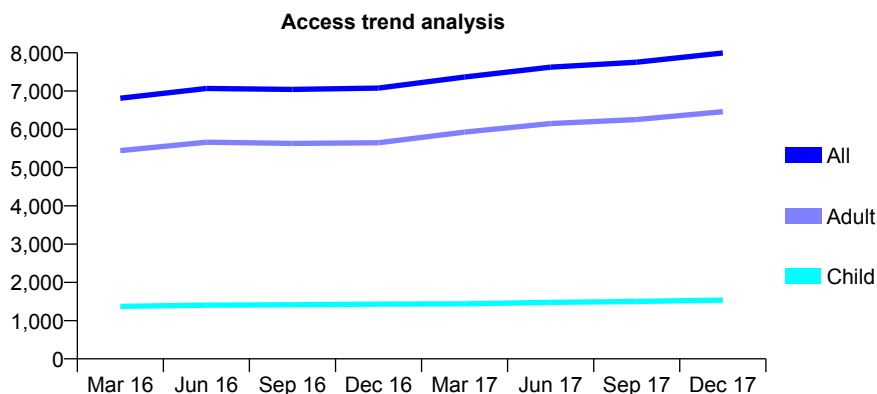
## Q44 - Vital Signs At a Glance Contract Report for 308641/0001 - December 2017

Name or company name	MR SJ WRIGHT
Contract type name	Pilot Contract
Purpose of contract	General
Contract start date	01/04/2006
Contract end date	

17/18 Contracted general activity (UDA)	27,138
Carry forward general activity (UDA)	0
17/18 Contracted orthodontic activity (UOA)	0
Carry forward orthodontic activity (UOA)	0
Baseline contract value	£791,455.97

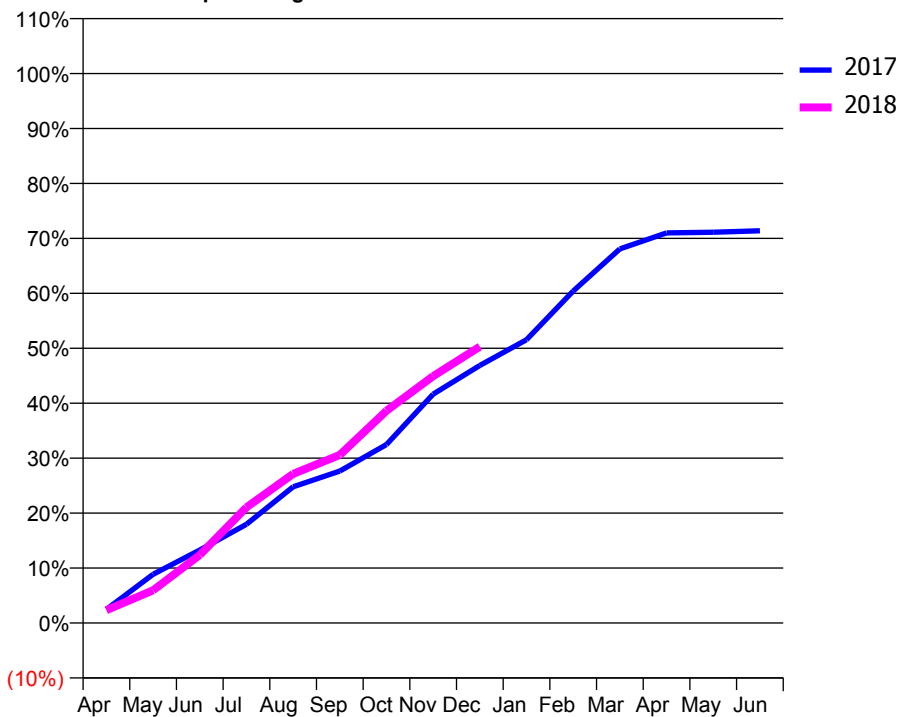
### ACCESS\*

Patients seen in 24 months	Total	Change since previous quarter
Quarter ending December 2016	7,078	
Quarter ending March 2017	7,368	↑
Quarter ending June 2017	7,626	↑
Quarter ending September 2017	7,754	→
Quarter ending December 2017	7,995	↑
<b>Variance since December 2016</b>	<b>13.0%</b>	<b>↑</b>



### ACTIVITY

Cumulative percentage of contracted UDA delivered 2017 & 2018



Month	Adjusted Scheduled Activity (UDA)	
	2017	2018
April	676	636
May	2,406	1,617
June	3,608	3,362
July	4,879	5,712
August	6,727	7,365
September	7,504	8,302
October	8,815	10,478
November	11,305	12,194
December	12,717	13,647
January	13,989	
February	16,396	
March	18,475	
April	19,265	
May	19,299	
June	19,374	

### QUALITY

	Quantity	Base Number	Contract	AT	Region	England
% of FP17s for the same patient ID Re-attending within 3 months - Children	59	1,244	4.7%	12.1%	12.9%	12.0%
% of FP17s for the same patient ID Re-attending within 3 months - Adults	536	5,040	10.6%	17.0%	16.5%	15.9%
% of FP17s for the same patient ID Re-attending between 3 & 9 months - Children	340	1,244	27.3%	57.5%	59.6%	58.0%
% of FP17s for the same patient ID Re-attending between 3 & 9 months - Adults	1,582	5,040	31.4%	51.2%	52.8%	50.5%
% of FP17s for Band 1 Urgent Courses	512	5,783	8.9%	9.6%	9.1%	9.0%
% of FP17s Relating to Free Repair or Replacements	41	5,783	0.7%	1.1%	1.0%	0.8%
% of FP17s Relating to Continuations	76	5,783	1.3%	1.3%	1.2%	1.1%
% of Patients satisfied with the dentistry they have received	8	8	N/A	92.1%	91.6%	91.5%
% of Patients satisfied with the time they had to wait for an appointment	8	8	N/A	90.8%	88.3%	87.9%

\* This is based on patients treated on this contract for their most recent course of treatment. Figures in italics indicate the base number of FP17s or Patient Questionnaire responses are less than 100. N/A is shown where the base number of responses is less than 10 during the period. % is calculated as Quantity/Base number\*100

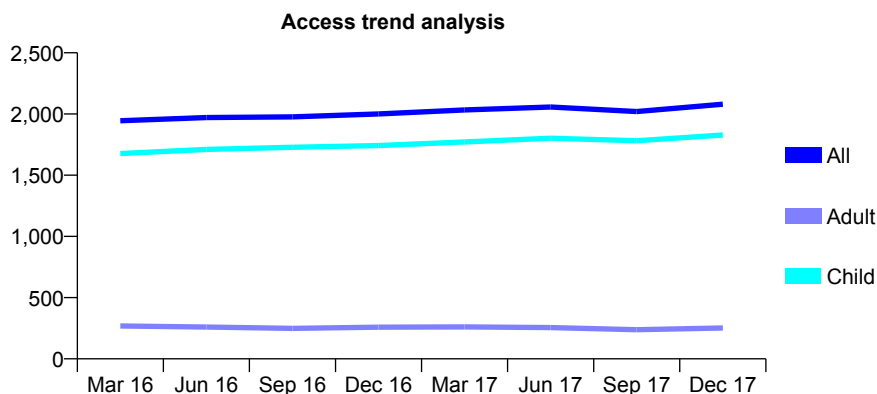
## Q44 - Vital Signs At a Glance Contract Report for 318957/0001 - December 2017

Name or company name	MR SD MULCAHY
Contract type name	GDS Contract
Purpose of contract	General
Contract start date	01/04/2006
Contract end date	

17/18 Contracted general activity (UDA)	4,000
Carry forward general activity (UDA)	7
17/18 Contracted orthodontic activity (UOA)	0
Carry forward orthodontic activity (UOA)	0
Baseline contract value	£105,134.14

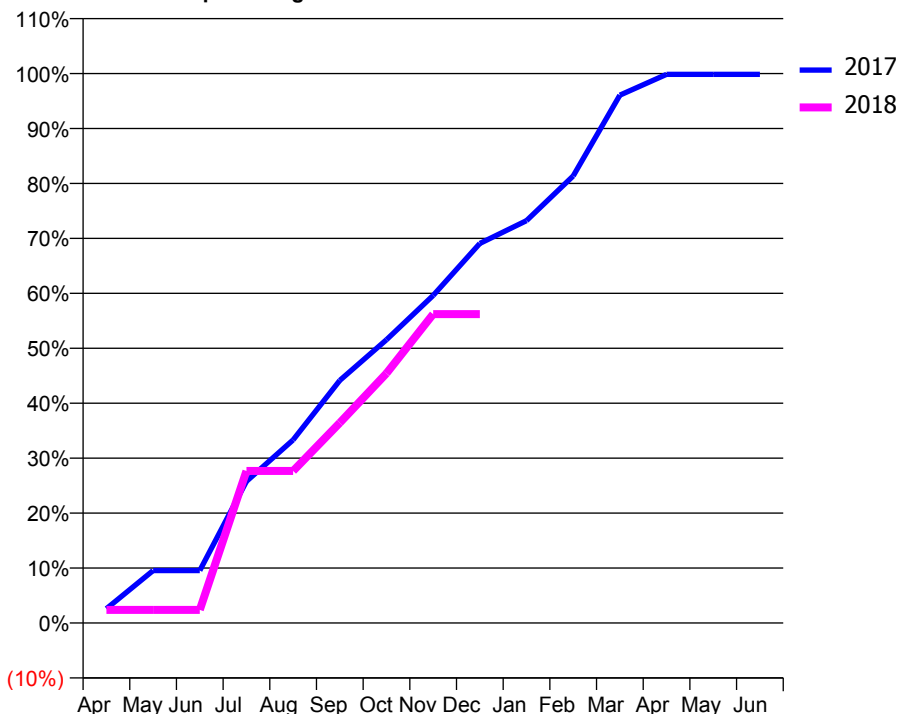
### ACCESS\*

Patients seen in 24 months	Total	Change since previous quarter
Quarter ending December 2016	2,001	
Quarter ending March 2017	2,033	→
Quarter ending June 2017	2,057	→
Quarter ending September 2017	2,020	↓
Quarter ending December 2017	2,080	↑
<b>Variance since December 2016</b>	<b>3.9%</b>	<b>↑</b>



### ACTIVITY

Cumulative percentage of contracted UDA delivered 2017 & 2018



Month	Adjusted Scheduled Activity (UDA)	
	2017	2018
April	104	95
May	382	95
June	382	95
July	1,032	1,107
August	1,334	1,107
September	1,766	1,457
October	2,062	1,818
November	2,385	2,248
December	2,763	2,248
January	2,929	
February	3,254	
March	3,843	
April	3,993	
May	3,993	
June	3,993	

### QUALITY

	Quantity	Base Number	Contract	AT	Region	England
% of FP17s for the same patient ID Re-attending within 3 months - Children	112	1,711	6.5%	12.1%	12.9%	12.0%
% of FP17s for the same patient ID Re-attending within 3 months - Adults	3	67	4.5%	17.0%	16.5%	15.9%
% of FP17s for the same patient ID Re-attending between 3 & 9 months - Children	1,026	1,711	60.0%	57.5%	59.6%	58.0%
% of FP17s for the same patient ID Re-attending between 3 & 9 months - Adults	44	67	65.7%	51.2%	52.8%	50.5%
% of FP17s for Band 1 Urgent Courses	76	1,664	4.6%	9.6%	9.1%	9.0%
% of FP17s Relating to Free Repair or Replacements	0	1,664	0.0%	1.1%	1.0%	0.8%
% of FP17s Relating to Continuations	14	1,664	0.8%	1.3%	1.2%	1.1%
% of Patients satisfied with the dentistry they have received	2	3	N/A	92.1%	91.6%	91.5%
% of Patients satisfied with the time they had to wait for an appointment	3	3	N/A	90.8%	88.3%	87.9%

\* This is based on patients treated on this contract for their most recent course of treatment. Figures in italics indicate the base number of FP17s or Patient Questionnaire responses are less than 100. N/A is shown where the base number of responses is less than 10 during the period. % is calculated as Quantity/Base number\*100

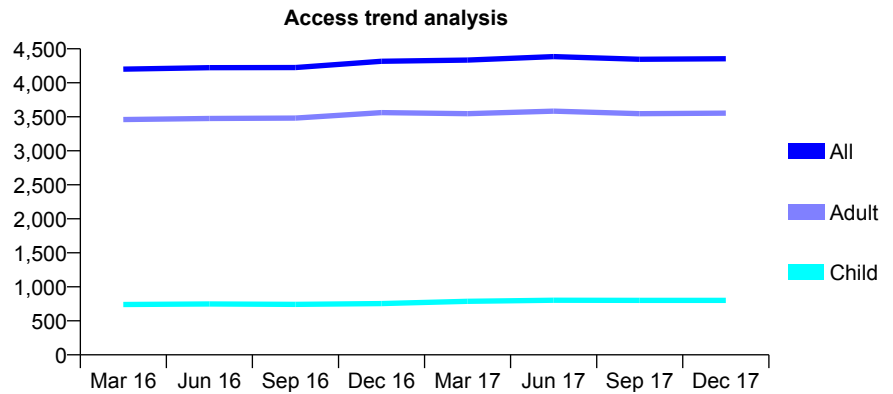
## Q44 - Vital Signs At a Glance Contract Report for 321486/0001 - December 2017

Name or company name	MR AD MORTON
Contract type name	GDS Contract
Purpose of contract	General
Contract start date	01/04/2006
Contract end date	

17/18 Contracted general activity (UDA)	12,706
Carry forward general activity (UDA)	0
17/18 Contracted orthodontic activity (UOA)	0
Carry forward orthodontic activity (UOA)	0
Baseline contract value	£348,780.14

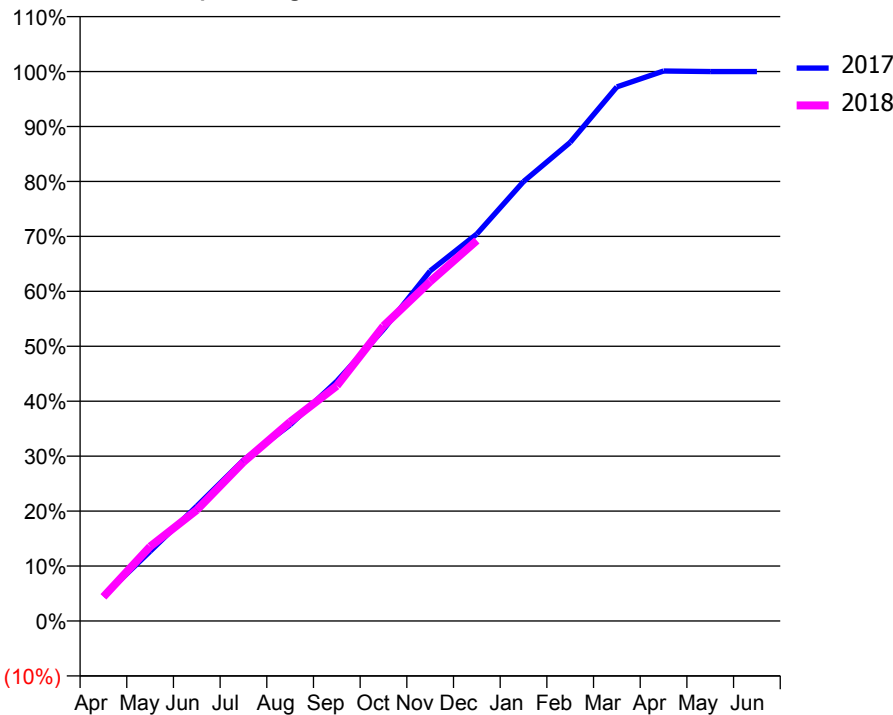
### ACCESS\*

Patients seen in 24 months	Total	Change since previous quarter
Quarter ending December 2016	4,316	
Quarter ending March 2017	4,334	→
Quarter ending June 2017	4,386	→
Quarter ending September 2017	4,347	→
Quarter ending December 2017	4,354	→
<b>Variance since December 2016</b>	<b>0.9%</b>	<b>→</b>



### ACTIVITY

Cumulative percentage of contracted UDA delivered 2017 & 2018



Month	Adjusted Scheduled Activity (UDA)	
	2017	2018
April	572	560
May	1,616	1,722
June	2,663	2,567
July	3,729	3,677
August	4,549	4,605
September	5,559	5,438
October	6,759	6,822
November	8,114	7,850
December	8,971	8,800
January	10,185	
February	11,094	
March	12,380	
April	12,749	
May	12,736	
June	12,736	

### QUALITY

	Quantity	Base Number	Contract	AT	Region	England
% of FP17s for the same patient ID Re-attending within 3 months - Children	49	996	4.9%	12.1%	12.9%	12.0%
% of FP17s for the same patient ID Re-attending within 3 months - Adults	465	3,522	13.2%	17.0%	16.5%	15.9%
% of FP17s for the same patient ID Re-attending between 3 & 9 months - Children	657	996	66.0%	57.5%	59.6%	58.0%
% of FP17s for the same patient ID Re-attending between 3 & 9 months - Adults	1,824	3,522	51.8%	51.2%	52.8%	50.5%
% of FP17s for Band 1 Urgent Courses	289	4,334	6.7%	9.6%	9.1%	9.0%
% of FP17s Relating to Free Repair or Replacements	118	4,334	2.7%	1.1%	1.0%	0.8%
% of FP17s Relating to Continuations	32	4,334	0.7%	1.3%	1.2%	1.1%
% of Patients satisfied with the dentistry they have received	6	7	N/A	92.1%	91.6%	91.5%
% of Patients satisfied with the time they had to wait for an appointment	6	7	N/A	90.8%	88.3%	87.9%

\* This is based on patients treated on this contract for their most recent course of treatment. Figures in italics indicate the base number of FP17s or Patient Questionnaire responses are less than 100. N/A is shown where the base number of responses is less than 10 during the period. % is calculated as Quantity/Base number\*100

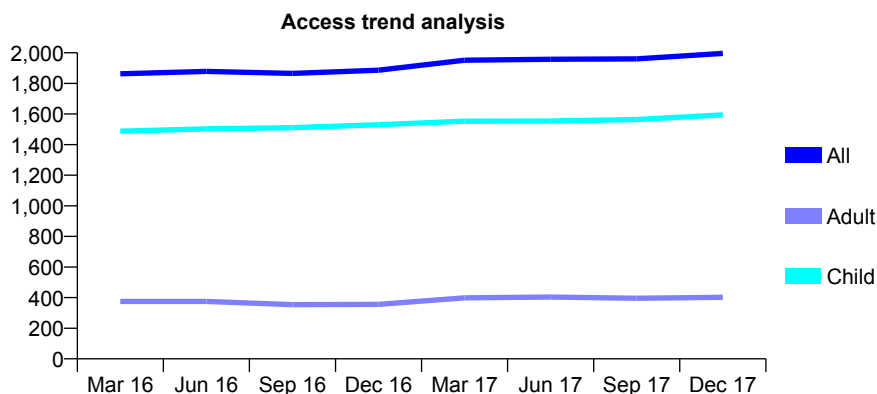
## Q44 - Vital Signs At a Glance Contract Report for 327123/0002 - December 2017

Name or company name	MRS JM COOPER
Contract type name	GDS Contract
Purpose of contract	General
Contract start date	01/04/2007
Contract end date	

17/18 Contracted general activity (UDA)	4,180
Carry forward general activity (UDA)	68
17/18 Contracted orthodontic activity (UOA)	0
Carry forward orthodontic activity (UOA)	0
Baseline contract value	£93,794.38

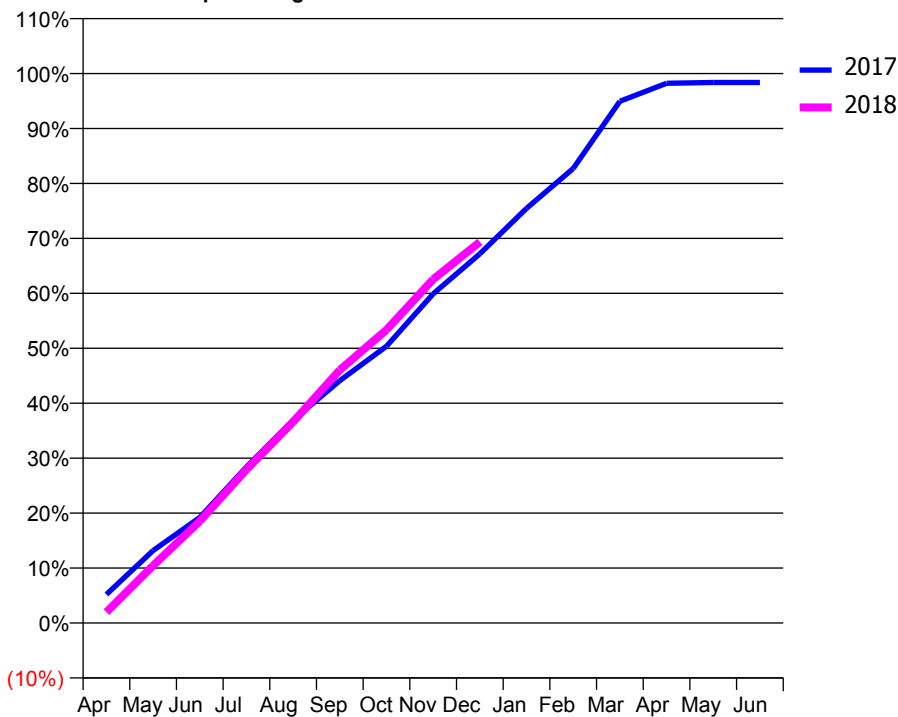
### ACCESS\*

Patients seen in 24 months	Total	Change since previous quarter
Quarter ending December 2016	1,886	
Quarter ending March 2017	1,952	↑
Quarter ending June 2017	1,958	→
Quarter ending September 2017	1,960	→
Quarter ending December 2017	1,996	→
<b>Variance since December 2016</b>	<b>5.8%</b>	<b>↑</b>



### ACTIVITY

Cumulative percentage of contracted UDA delivered 2017 & 2018



Month	Adjusted Scheduled Activity (UDA)	
	2017	2018
April	218	83
May	551	437
June	803	774
July	1,187	1,167
August	1,544	1,530
September	1,844	1,925
October	2,105	2,230
November	2,504	2,615
December	2,808	2,898
January	3,154	
February	3,458	
March	3,968	
April	4,105	
May	4,111	
June	4,112	

### QUALITY

	Quantity	Base Number	Contract	AT	Region	England
% of FP17s for the same patient ID Re-attending within 3 months - Children	211	2,200	9.6%	12.1%	12.9%	12.0%
% of FP17s for the same patient ID Re-attending within 3 months - Adults	49	262	18.7%	17.0%	16.5%	15.9%
% of FP17s for the same patient ID Re-attending between 3 & 9 months - Children	1,565	2,200	71.1%	57.5%	59.6%	58.0%
% of FP17s for the same patient ID Re-attending between 3 & 9 months - Adults	147	262	56.1%	51.2%	52.8%	50.5%
% of FP17s for Band 1 Urgent Courses	87	2,339	3.7%	9.6%	9.1%	9.0%
% of FP17s Relating to Free Repair or Replacements	1	2,339	0.0%	1.1%	1.0%	0.8%
% of FP17s Relating to Continuations	1	2,339	0.0%	1.3%	1.2%	1.1%
% of Patients satisfied with the dentistry they have received	5	6	N/A	92.1%	91.6%	91.5%
% of Patients satisfied with the time they had to wait for an appointment	4	6	N/A	90.8%	88.3%	87.9%

\* This is based on patients treated on this contract for their most recent course of treatment. Figures in italics indicate the base number of FP17s or Patient Questionnaire responses are less than 100. N/A is shown where the base number of responses is less than 10 during the period. % is calculated as Quantity/Base number\*100

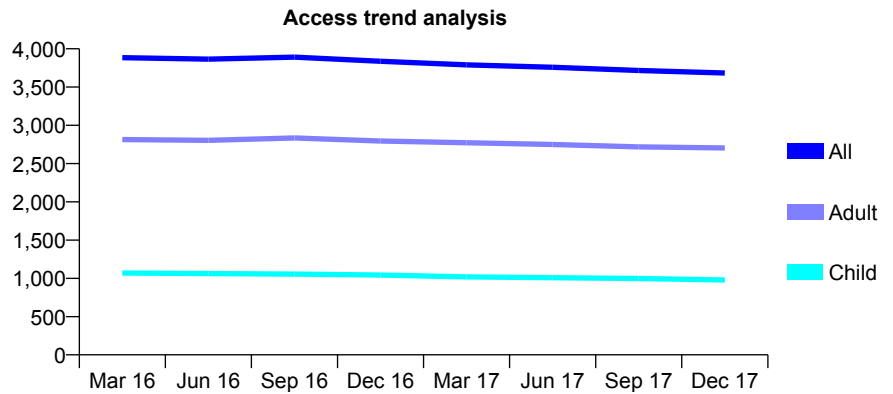
## Q44 - Vital Signs At a Glance Contract Report for 329150/0002 - December 2017

Name or company name	MR DJ GIDMAN
Contract type name	GDS Contract
Purpose of contract	General
Contract start date	01/04/2006
Contract end date	

17/18 Contracted general activity (UDA)	9,301
Carry forward general activity (UDA)	0
17/18 Contracted orthodontic activity (UOA)	0
Carry forward orthodontic activity (UOA)	0
Baseline contract value	£281,839.24

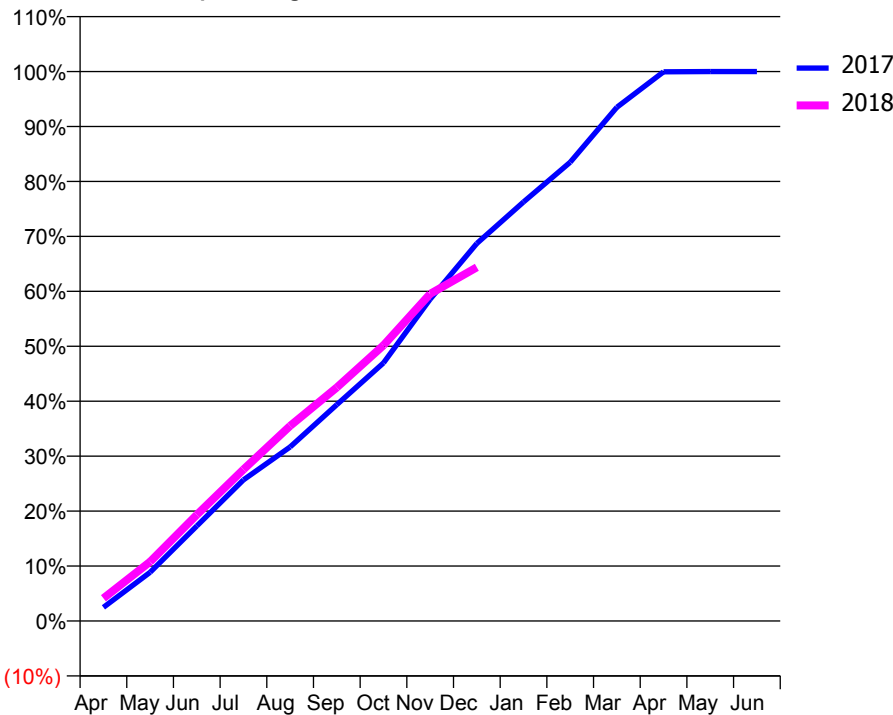
### ACCESS\*

Patients seen in 24 months	Total	Change since previous quarter
Quarter ending December 2016	3,837	
Quarter ending March 2017	3,790	↓
Quarter ending June 2017	3,758	→
Quarter ending September 2017	3,716	↓
Quarter ending December 2017	3,683	→
<b>Variance since December 2016</b>	<b>(4.0%)</b>	<b>↓</b>



### ACTIVITY

Cumulative percentage of contracted UDA delivered 2017 & 2018



Month	Adjusted Scheduled Activity (UDA)	
	2017	2018
April	232	385
May	828	1,003
June	1,613	1,797
July	2,398	2,565
August	2,957	3,304
September	3,675	3,953
October	4,383	4,668
November	5,466	5,538
December	6,412	5,987
January	7,117	
February	7,793	
March	8,726	
April	9,328	
May	9,333	
June	9,333	

### QUALITY

	Quantity	Base Number	Contract	AT	Region	England
% of FP17s for the same patient ID Re-attending within 3 months - Children	68	930	7.3%	12.1%	12.9%	12.0%
% of FP17s for the same patient ID Re-attending within 3 months - Adults	297	2,372	12.5%	17.0%	16.5%	15.9%
% of FP17s for the same patient ID Re-attending between 3 & 9 months - Children	474	930	51.0%	57.5%	59.6%	58.0%
% of FP17s for the same patient ID Re-attending between 3 & 9 months - Adults	1,173	2,372	49.5%	51.2%	52.8%	50.5%
% of FP17s for Band 1 Urgent Courses	142	3,021	4.7%	9.6%	9.1%	9.0%
% of FP17s Relating to Free Repair or Replacements	40	3,021	1.3%	1.1%	1.0%	0.8%
% of FP17s Relating to Continuations	63	3,021	2.1%	1.3%	1.2%	1.1%
% of Patients satisfied with the dentistry they have received	1	1	N/A	92.1%	91.6%	91.5%
% of Patients satisfied with the time they had to wait for an appointment	1	1	N/A	90.8%	88.3%	87.9%

\* This is based on patients treated on this contract for their most recent course of treatment. Figures in italics indicate the base number of FP17s or Patient Questionnaire responses are less than 100. N/A is shown where the base number of responses is less than 10 during the period. % is calculated as Quantity/Base number\*100

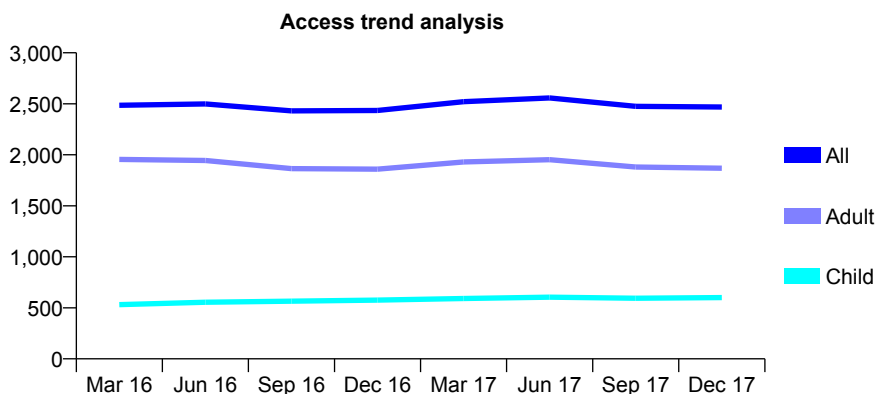
## Q44 - Vital Signs At a Glance Contract Report for 340375/0001 - December 2017

Name or company name	MRS C SHARP
Contract type name	GDS Contract
Purpose of contract	General
Contract start date	20/10/2010
Contract end date	

17/18 Contracted general activity (UDA)	7,085
Carry forward general activity (UDA)	0
17/18 Contracted orthodontic activity (UOA)	0
Carry forward orthodontic activity (UOA)	0
Baseline contract value	£193,920.37

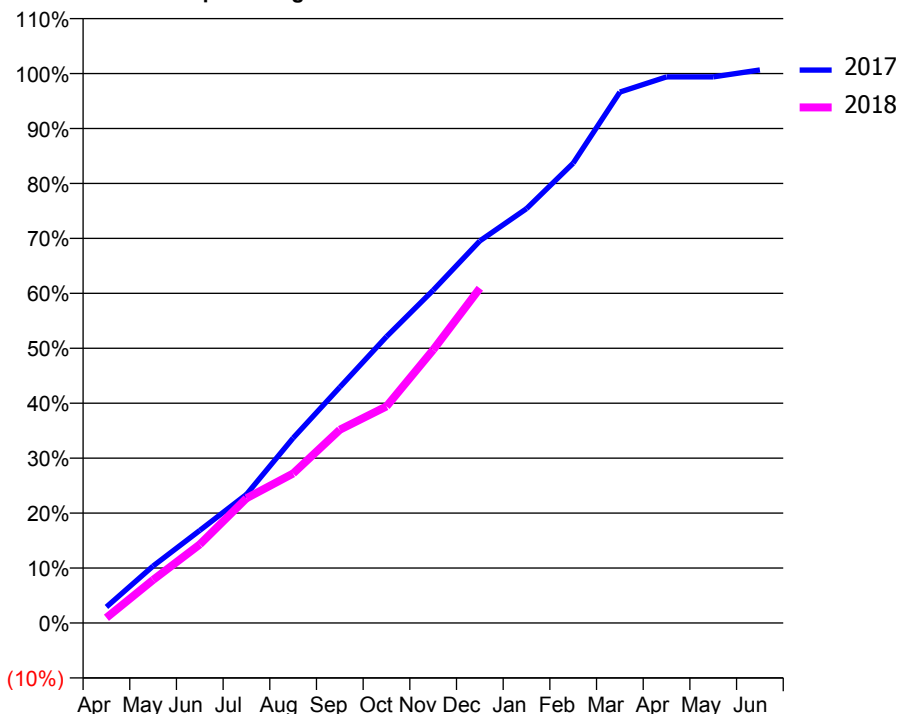
### ACCESS\*

Patients seen in 24 months	Total	Change since previous quarter
Quarter ending December 2016	2,435	
Quarter ending March 2017	2,521	↑
Quarter ending June 2017	2,557	→
Quarter ending September 2017	2,475	↓
Quarter ending December 2017	2,469	→
<b>Variance since December 2016</b>	<b>1.4%</b>	<b>→</b>



### ACTIVITY

Cumulative percentage of contracted UDA delivered 2017 & 2018



Month	Adjusted Scheduled Activity (UDA)	
	2017	2018
April	211	68
May	750	557
June	1,218	1,013
July	1,692	1,609
August	2,433	1,928
September	3,101	2,492
October	3,766	2,794
November	4,376	3,521
December	5,026	4,316
January	5,451	
February	6,048	
March	6,983	
April	7,182	
May	7,183	
June	7,274	

### QUALITY

	Quantity	Base Number	Contract	AT	Region	England
% of FP17s for the same patient ID Re-attending within 3 months - Children	41	558	7.3%	12.1%	12.9%	12.0%
% of FP17s for the same patient ID Re-attending within 3 months - Adults	202	1,475	13.7%	17.0%	16.5%	15.9%
% of FP17s for the same patient ID Re-attending between 3 & 9 months - Children	243	558	43.5%	57.5%	59.6%	58.0%
% of FP17s for the same patient ID Re-attending between 3 & 9 months - Adults	569	1,475	38.6%	51.2%	52.8%	50.5%
% of FP17s for Band 1 Urgent Courses	186	1,934	9.6%	9.6%	9.1%	9.0%
% of FP17s Relating to Free Repair or Replacements	10	1,934	0.5%	1.1%	1.0%	0.8%
% of FP17s Relating to Continuations	24	1,934	1.2%	1.3%	1.2%	1.1%
% of Patients satisfied with the dentistry they have received	6	6	N/A	92.1%	91.6%	91.5%
% of Patients satisfied with the time they had to wait for an appointment	6	6	N/A	90.8%	88.3%	87.9%

\* This is based on patients treated on this contract for their most recent course of treatment. Figures in italics indicate the base number of FP17s or Patient Questionnaire responses are less than 100. N/A is shown where the base number of responses is less than 10 during the period. % is calculated as Quantity/Base number\*100

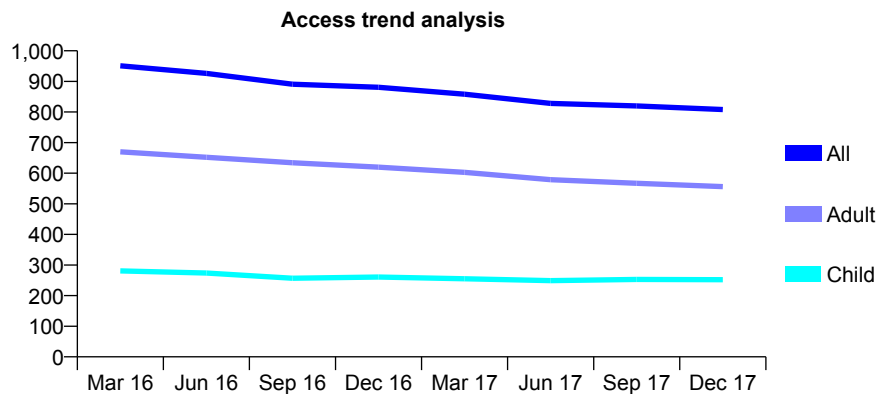
## Q44 - Vital Signs At a Glance Contract Report for 340642/0001 - December 2017

Name or company name	MR M BADELI
Contract type name	PDS Contract
Purpose of contract	General
Contract start date	01/04/2006
Contract end date	31/03/2020

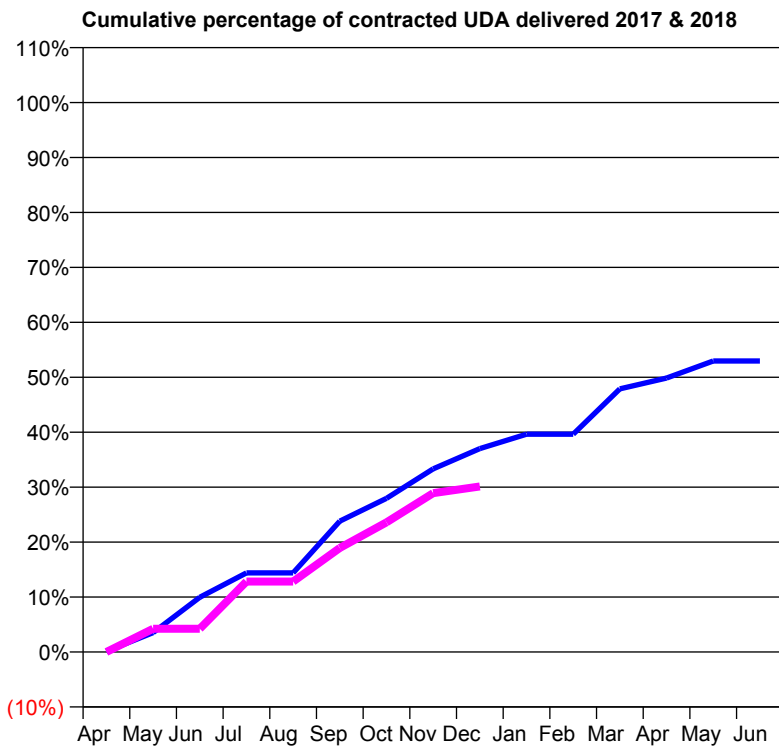
17/18 Contracted general activity (UDA)	4,500
Carry forward general activity (UDA)	0
17/18 Contracted orthodontic activity (UOA)	0
Carry forward orthodontic activity (UOA)	0
Baseline contract value	£108,102.04

### ACCESS\*

Patients seen in 24 months	Total	Change since previous quarter
Quarter ending December 2016	881	
Quarter ending March 2017	858	↓
Quarter ending June 2017	828	↓
Quarter ending September 2017	820	→
Quarter ending December 2017	808	↓
<b>Variance since December 2016</b>	<b>(8.3%)</b>	<b>↓</b>



### ACTIVITY



Month	Adjusted Scheduled Activity (UDA)	
	2017	2018
April	5	0
May	159	191
June	448	191
July	648	577
August	648	577
September	1,072	852
October	1,259	1,062
November	1,499	1,301
December	1,666	1,356
January	1,784	
February	1,784	
March	2,155	
April	2,244	
May	2,383	
June	2,383	

### QUALITY

	Quantity	Base Number	Contract	AT	Region	England
% of FP17s for the same patient ID Re-attending within 3 months - Children	22	253	8.7%	12.1%	12.9%	12.0%
% of FP17s for the same patient ID Re-attending within 3 months - Adults	64	467	13.7%	17.0%	16.5%	15.9%
% of FP17s for the same patient ID Re-attending between 3 & 9 months - Children	126	253	49.8%	57.5%	59.6%	58.0%
% of FP17s for the same patient ID Re-attending between 3 & 9 months - Adults	194	467	41.5%	51.2%	52.8%	50.5%
% of FP17s for Band 1 Urgent Courses	83	637	13.0%	9.6%	9.1%	9.0%
% of FP17s Relating to Free Repair or Replacements	2	637	0.3%	1.1%	1.0%	0.8%
% of FP17s Relating to Continuations	0	637	0.0%	1.3%	1.2%	1.1%
% of Patients satisfied with the dentistry they have received	3	3	N/A	92.1%	91.6%	91.5%
% of Patients satisfied with the time they had to wait for an appointment	2	3	N/A	90.8%	88.3%	87.9%

\* This is based on patients treated on this contract for their most recent course of treatment. Figures in italics indicate the base number of FP17s or Patient Questionnaire responses are less than 100. N/A is shown where the base number of responses is less than 10 during the period. % is calculated as Quantity/Base number\*100

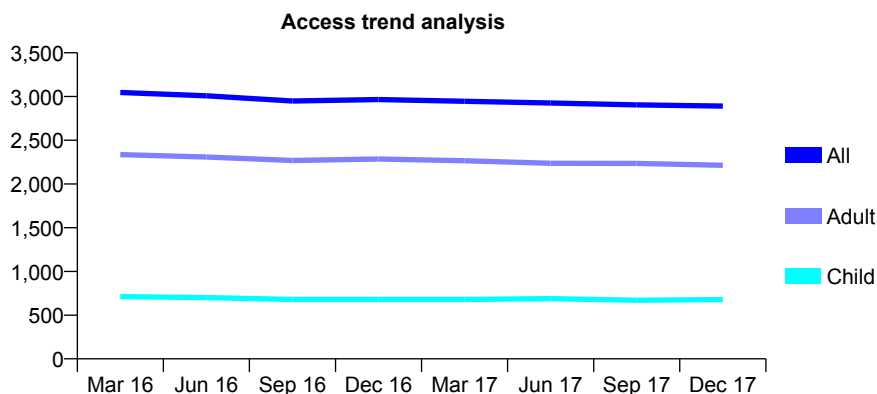
## Q44 - Vital Signs At a Glance Contract Report for 398756/0001 - December 2017

Name or company name	MR JE FOLEY
Contract type name	GDS Contract
Purpose of contract	General
Contract start date	01/04/2011
Contract end date	

17/18 Contracted general activity (UDA)	9,318
Carry forward general activity (UDA)	44
17/18 Contracted orthodontic activity (UOA)	0
Carry forward orthodontic activity (UOA)	0
Baseline contract value	£232,517.78

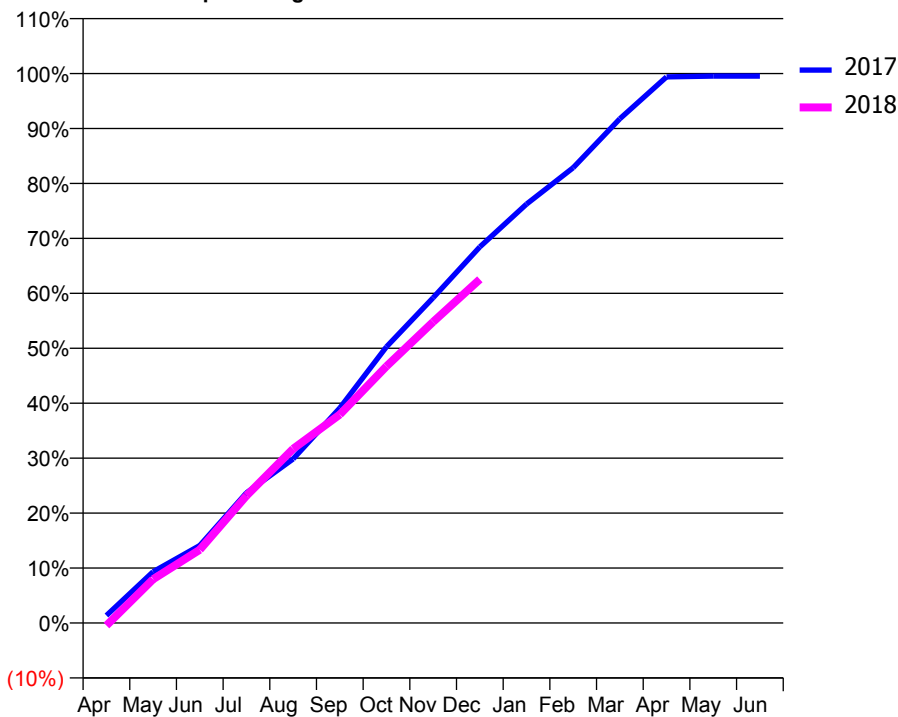
### ACCESS\*

Patients seen in 24 months	Total	Change since previous quarter
Quarter ending December 2016	2,966	
Quarter ending March 2017	2,945	→
Quarter ending June 2017	2,926	→
Quarter ending September 2017	2,905	→
Quarter ending December 2017	2,891	→
<b>Variance since December 2016</b>	<b>(2.5%)</b>	<b>↓</b>



### ACTIVITY

Cumulative percentage of contracted UDA delivered 2017 & 2018



Month	Adjusted Scheduled Activity (UDA)	
	2017	2018
April	127	-44
May	869	744
June	1,314	1,242
July	2,207	2,159
August	2,783	2,954
September	3,645	3,536
October	4,683	4,354
November	5,517	5,107
December	6,377	5,828
January	7,104	
February	7,720	
March	8,550	
April	9,260	
May	9,275	
June	9,274	

### QUALITY

	Quantity	Base Number	Contract	AT	Region	England
% of FP17s for the same patient ID Re-attending within 3 months - Children	86	803	10.7%	12.1%	12.9%	12.0%
% of FP17s for the same patient ID Re-attending within 3 months - Adults	364	2,640	13.8%	17.0%	16.5%	15.9%
% of FP17s for the same patient ID Re-attending between 3 & 9 months - Children	502	803	62.5%	57.5%	59.6%	58.0%
% of FP17s for the same patient ID Re-attending between 3 & 9 months - Adults	1,808	2,640	68.5%	51.2%	52.8%	50.5%
% of FP17s for Band 1 Urgent Courses	119	3,074	3.9%	9.6%	9.1%	9.0%
% of FP17s Relating to Free Repair or Replacements	34	3,074	1.1%	1.1%	1.0%	0.8%
% of FP17s Relating to Continuations	37	3,074	1.2%	1.3%	1.2%	1.1%
% of Patients satisfied with the dentistry they have received	12	12	100.0%	92.1%	91.6%	91.5%
% of Patients satisfied with the time they had to wait for an appointment	12	12	100.0%	90.8%	88.3%	87.9%

\* This is based on patients treated on this contract for their most recent course of treatment. Figures in italics indicate the base number of FP17s or Patient Questionnaire responses are less than 100. N/A is shown where the base number of responses is less than 10 during the period. % is calculated as Quantity/Base number\*100



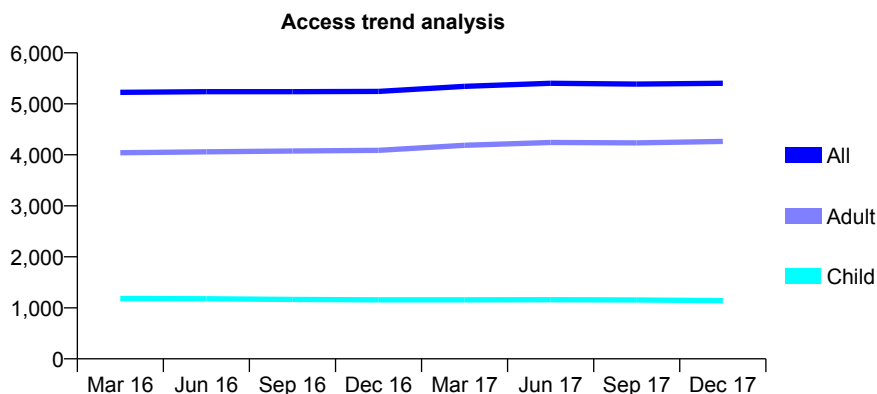
## Q44 - Vital Signs At a Glance Contract Report for 566632/0001 - December 2017

Name or company name	Guilden Sutton Dental Practice
Contract type name	GDS Contract
Purpose of contract	General
Contract start date	01/04/2006
Contract end date	

17/18 Contracted general activity (UDA)	15,500
Carry forward general activity (UDA)	0
17/18 Contracted orthodontic activity (UOA)	0
Carry forward orthodontic activity (UOA)	0
Baseline contract value	£390,834.52

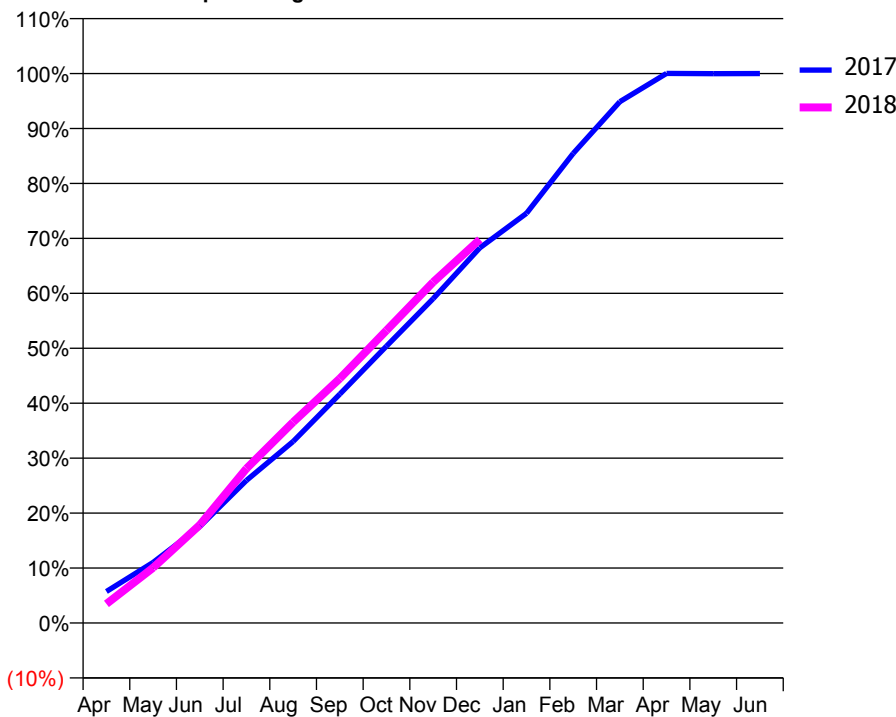
### ACCESS\*

Patients seen in 24 months	Total	Change since previous quarter
Quarter ending December 2016	5,244	
Quarter ending March 2017	5,342	→
Quarter ending June 2017	5,402	→
Quarter ending September 2017	5,386	→
Quarter ending December 2017	5,402	→
<b>Variance since December 2016</b>	<b>3.0%</b>	<b>↑</b>



### ACTIVITY

Cumulative percentage of contracted UDA delivered 2017 & 2018



Month	Adjusted Scheduled Activity (UDA)	
	2017	2018
April	904	542
May	1,735	1,560
June	2,761	2,766
July	4,082	4,357
August	5,196	5,666
September	6,551	6,896
October	7,922	8,255
November	9,284	9,614
December	10,736	10,820
January	11,724	
February	13,438	
March	14,919	
April	15,726	
May	15,721	
June	15,724	

### QUALITY

	Quantity	Base Number	Contract	AT	Region	England
% of FP17s for the same patient ID Re-attending within 3 months - Children	134	1,390	9.6%	12.1%	12.9%	12.0%
% of FP17s for the same patient ID Re-attending within 3 months - Adults	1,041	5,202	20.0%	17.0%	16.5%	15.9%
% of FP17s for the same patient ID Re-attending between 3 & 9 months - Children	884	1,390	63.6%	57.5%	59.6%	58.0%
% of FP17s for the same patient ID Re-attending between 3 & 9 months - Adults	2,847	5,202	54.7%	51.2%	52.8%	50.5%
% of FP17s for Band 1 Urgent Courses	665	6,194	10.7%	9.6%	9.1%	9.0%
% of FP17s Relating to Free Repair or Replacements	119	6,194	1.9%	1.1%	1.0%	0.8%
% of FP17s Relating to Continuations	81	6,194	1.3%	1.3%	1.2%	1.1%
% of Patients satisfied with the dentistry they have received	12	12	100.0%	92.1%	91.6%	91.5%
% of Patients satisfied with the time they had to wait for an appointment	11	12	91.7%	90.8%	88.3%	87.9%

\* This is based on patients treated on this contract for their most recent course of treatment. Figures in italics indicate the base number of FP17s or Patient Questionnaire responses are less than 100. N/A is shown where the base number of responses is less than 10 during the period. % is calculated as Quantity/Base number\*100

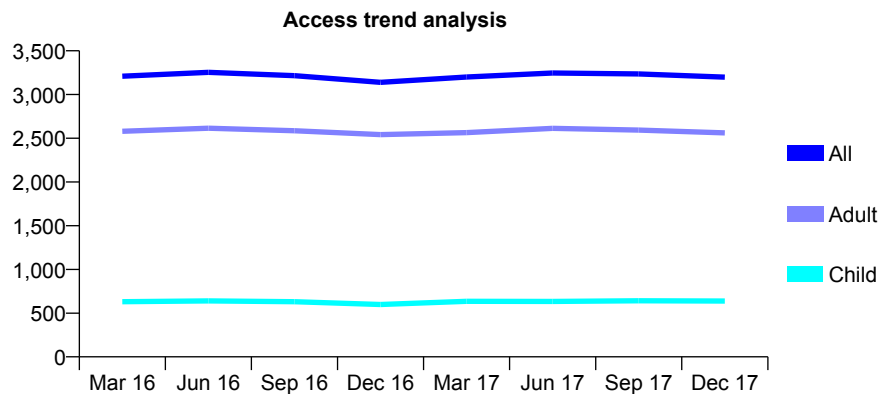
## Q44 - Vital Signs At a Glance Contract Report for 569208/0001 - December 2017

Name or company name	Heathfield Dental Practice
Contract type name	GDS Contract
Purpose of contract	General
Contract start date	01/04/2006
Contract end date	

17/18 Contracted general activity (UDA)	8,738
Carry forward general activity (UDA)	0
17/18 Contracted orthodontic activity (UOA)	0
Carry forward orthodontic activity (UOA)	0
Baseline contract value	£239,654.36

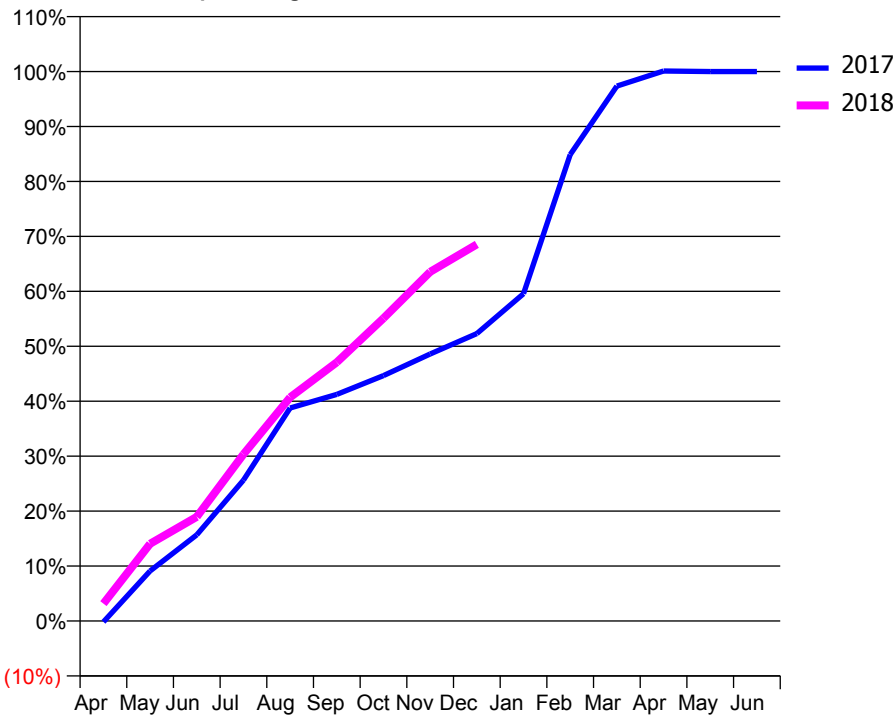
### ACCESS\*

Patients seen in 24 months	Total	Change since previous quarter
Quarter ending December 2016	3,139	
Quarter ending March 2017	3,200	→
Quarter ending June 2017	3,246	→
Quarter ending September 2017	3,235	→
Quarter ending December 2017	3,199	↓
<b>Variance since December 2016</b>	<b>1.9%</b>	<b>→</b>



### ACTIVITY

Cumulative percentage of contracted UDA delivered 2017 & 2018



Month	Adjusted Scheduled Activity (UDA)	
	2017	2018
April	-17	276
May	802	1,228
June	1,382	1,658
July	2,259	2,651
August	3,415	3,558
September	3,632	4,115
October	3,933	4,815
November	4,279	5,552
December	4,606	5,990
January	5,245	
February	7,475	
March	8,573	
April	8,814	
May	8,807	
June	8,807	

### QUALITY

	Quantity	Base Number	Contract	AT	Region	England
% of FP17s for the same patient ID Re-attending within 3 months - Children	44	661	6.7%	12.1%	12.9%	12.0%
% of FP17s for the same patient ID Re-attending within 3 months - Adults	592	2,921	20.3%	17.0%	16.5%	15.9%
% of FP17s for the same patient ID Re-attending between 3 & 9 months - Children	420	661	63.5%	57.5%	59.6%	58.0%
% of FP17s for the same patient ID Re-attending between 3 & 9 months - Adults	1,543	2,921	52.8%	51.2%	52.8%	50.5%
% of FP17s for Band 1 Urgent Courses	478	3,446	13.9%	9.6%	9.1%	9.0%
% of FP17s Relating to Free Repair or Replacements	63	3,446	1.8%	1.1%	1.0%	0.8%
% of FP17s Relating to Continuations	19	3,446	0.6%	1.3%	1.2%	1.1%
% of Patients satisfied with the dentistry they have received	11	12	91.7%	92.1%	91.6%	91.5%
% of Patients satisfied with the time they had to wait for an appointment	12	12	100.0%	90.8%	88.3%	87.9%

\* This is based on patients treated on this contract for their most recent course of treatment. Figures in italics indicate the base number of FP17s or Patient Questionnaire responses are less than 100. N/A is shown where the base number of responses is less than 10 during the period. % is calculated as Quantity/Base number\*100

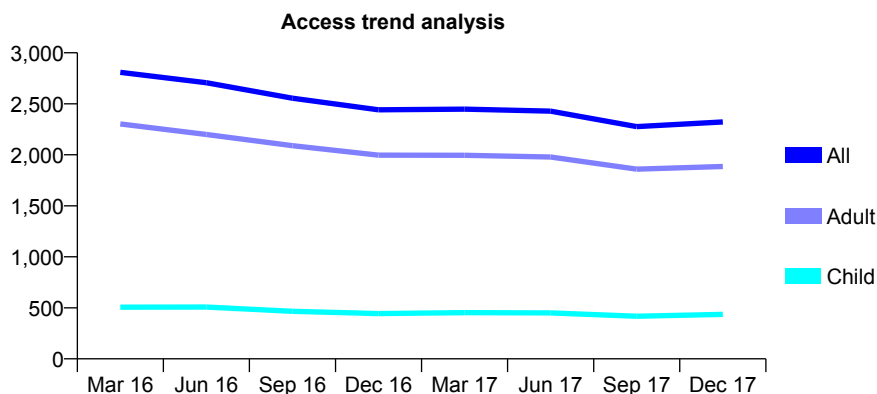
## Q44 - Vital Signs At a Glance Contract Report for 614378/0001 - December 2017

Name or company name	MR S JASIM MOHAMAD
Contract type name	GDS Contract
Purpose of contract	General
Contract start date	01/09/2009
Contract end date	

17/18 Contracted general activity (UDA)	12,140
Carry forward general activity (UDA)	0
17/18 Contracted orthodontic activity (UOA)	0
Carry forward orthodontic activity (UOA)	0
Baseline contract value	£319,690.27

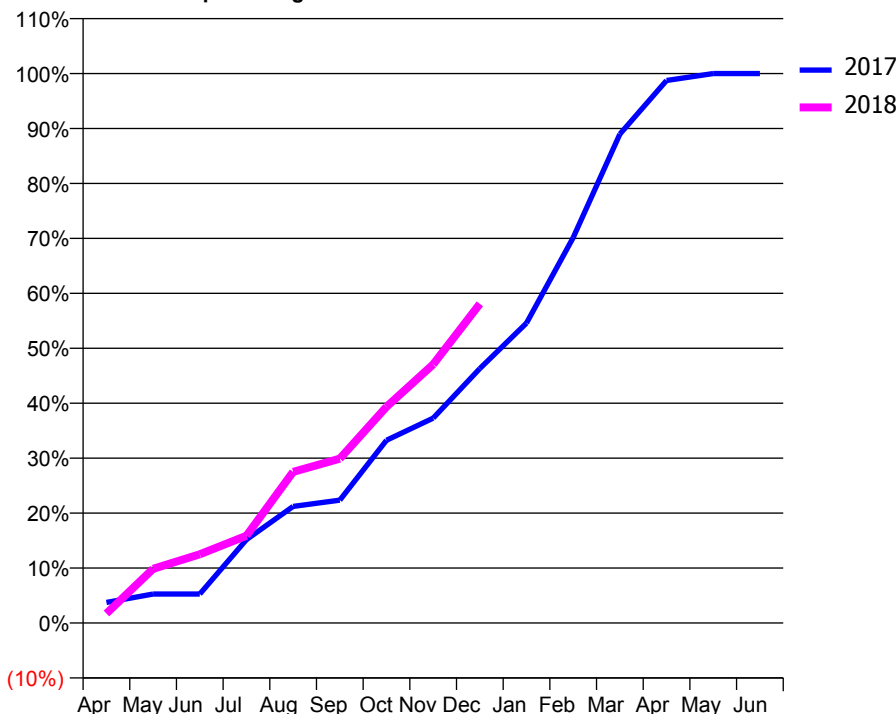
### ACCESS\*

Patients seen in 24 months	Total	Change since previous quarter
Quarter ending December 2016	2,441	
Quarter ending March 2017	2,448	→
Quarter ending June 2017	2,428	→
Quarter ending September 2017	2,276	↓
Quarter ending December 2017	2,322	↑
<b>Variance since December 2016</b>	<b>(4.9%)</b>	<b>↓</b>



### ACTIVITY

Cumulative percentage of contracted UDA delivered 2017 & 2018



Month	Adjusted Scheduled Activity (UDA)	
	2017	2018
April	514	210
May	722	1,197
June	722	1,520
July	2,073	1,928
August	2,898	3,338
September	3,053	3,631
October	4,543	4,776
November	5,094	5,713
December	6,324	7,051
January	7,454	
February	9,581	
March	12,153	
April	13,485	
May	13,658	
June	13,658	

### QUALITY

	Quantity	Base Number	Contract	AT	Region	England
% of FP17s for the same patient ID Re-attending within 3 months - Children	43	504	8.5%	12.1%	12.9%	12.0%
% of FP17s for the same patient ID Re-attending within 3 months - Adults	242	1,789	13.5%	17.0%	16.5%	15.9%
% of FP17s for the same patient ID Re-attending between 3 & 9 months - Children	305	504	60.5%	57.5%	59.6%	58.0%
% of FP17s for the same patient ID Re-attending between 3 & 9 months - Adults	947	1,789	52.9%	51.2%	52.8%	50.5%
% of FP17s for Band 1 Urgent Courses	212	1,991	10.6%	9.6%	9.1%	9.0%
% of FP17s Relating to Free Repair or Replacements	9	1,991	0.5%	1.1%	1.0%	0.8%
% of FP17s Relating to Continuations	16	1,991	0.8%	1.3%	1.2%	1.1%
% of Patients satisfied with the dentistry they have received	23	27	85.2%	92.1%	91.6%	91.5%
% of Patients satisfied with the time they had to wait for an appointment	24	27	88.9%	90.8%	88.3%	87.9%

\* This is based on patients treated on this contract for their most recent course of treatment. Figures in italics indicate the base number of FP17s or Patient Questionnaire responses are less than 100. N/A is shown where the base number of responses is less than 10 during the period. % is calculated as Quantity/Base number\*100

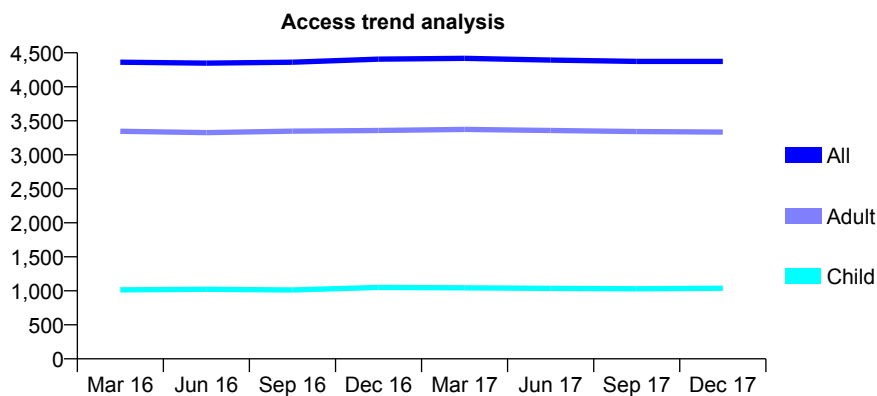
## Q44 - Vital Signs At a Glance Contract Report for 638560/0001 - December 2017

Name or company name	MISS J FINN
Contract type name	GDS Contract
Purpose of contract	General
Contract start date	01/04/2006
Contract end date	

17/18 Contracted general activity (UDA)	14,350
Carry forward general activity (UDA)	120
17/18 Contracted orthodontic activity (UOA)	0
Carry forward orthodontic activity (UOA)	0
Baseline contract value	£405,441.92

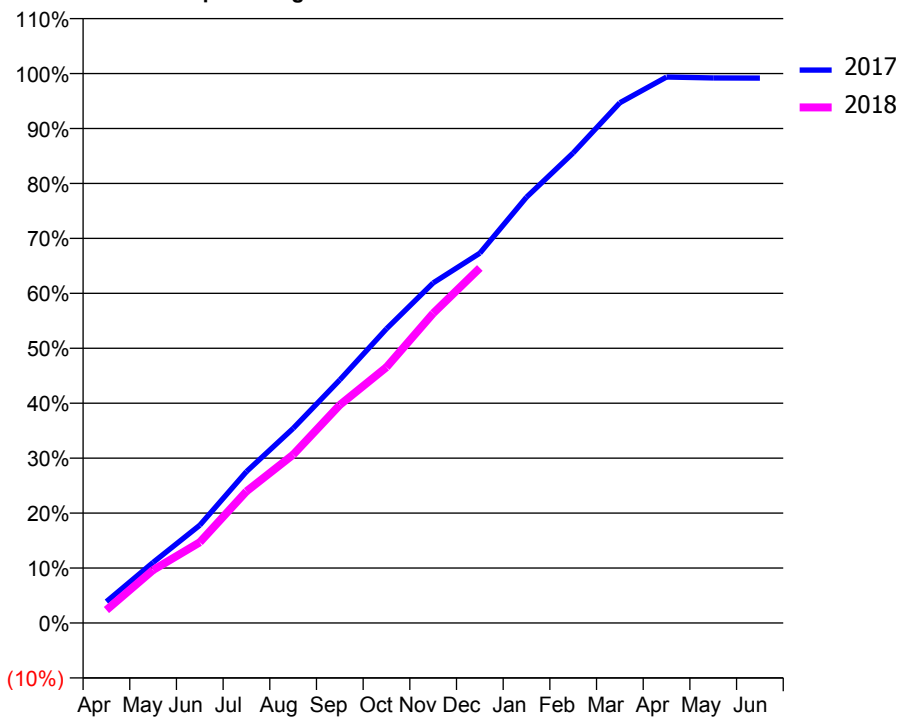
### ACCESS\*

Patients seen in 24 months	Total	Change since previous quarter
Quarter ending December 2016	4,407	
Quarter ending March 2017	4,419	→
Quarter ending June 2017	4,393	→
Quarter ending September 2017	4,373	→
Quarter ending December 2017	4,374	→
<b>Variance since December 2016</b>	<b>(0.7%)</b>	<b>→</b>



### ACTIVITY

Cumulative percentage of contracted UDA delivered 2017 & 2018



Month	Adjusted Scheduled Activity (UDA)	
	2017	2018
April	559	339
May	1,584	1,386
June	2,556	2,107
July	3,954	3,439
August	5,084	4,395
September	6,350	5,696
October	7,683	6,680
November	8,880	8,088
December	9,659	9,272
January	11,122	
February	12,277	
March	13,588	
April	14,259	
May	14,233	
June	14,230	

### QUALITY

	Quantity	Base Number	Contract	AT	Region	England
% of FP17s for the same patient ID Re-attending within 3 months - Children	145	1,241	11.7%	12.1%	12.9%	12.0%
% of FP17s for the same patient ID Re-attending within 3 months - Adults	651	3,617	18.0%	17.0%	16.5%	15.9%
% of FP17s for the same patient ID Re-attending between 3 & 9 months - Children	792	1,241	63.8%	57.5%	59.6%	58.0%
% of FP17s for the same patient ID Re-attending between 3 & 9 months - Adults	1,852	3,617	51.2%	51.2%	52.8%	50.5%
% of FP17s for Band 1 Urgent Courses	440	4,576	9.6%	9.6%	9.1%	9.0%
% of FP17s Relating to Free Repair or Replacements	46	4,576	1.0%	1.1%	1.0%	0.8%
% of FP17s Relating to Continuations	44	4,576	1.0%	1.3%	1.2%	1.1%
% of Patients satisfied with the dentistry they have received	20	20	100.0%	92.1%	91.6%	91.5%
% of Patients satisfied with the time they had to wait for an appointment	18	20	90.0%	90.8%	88.3%	87.9%

\* This is based on patients treated on this contract for their most recent course of treatment. Figures in italics indicate the base number of FP17s or Patient Questionnaire responses are less than 100. N/A is shown where the base number of responses is less than 10 during the period. % is calculated as Quantity/Base number\*100

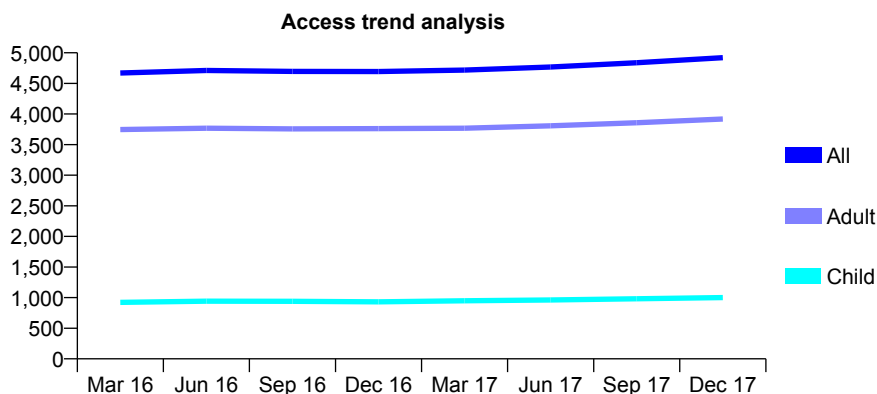
## Q44 - Vital Signs At a Glance Contract Report for 649139/0001 - December 2017

Name or company name	MR BS PHIPPS
Contract type name	GDS Contract
Purpose of contract	General
Contract start date	01/04/2006
Contract end date	

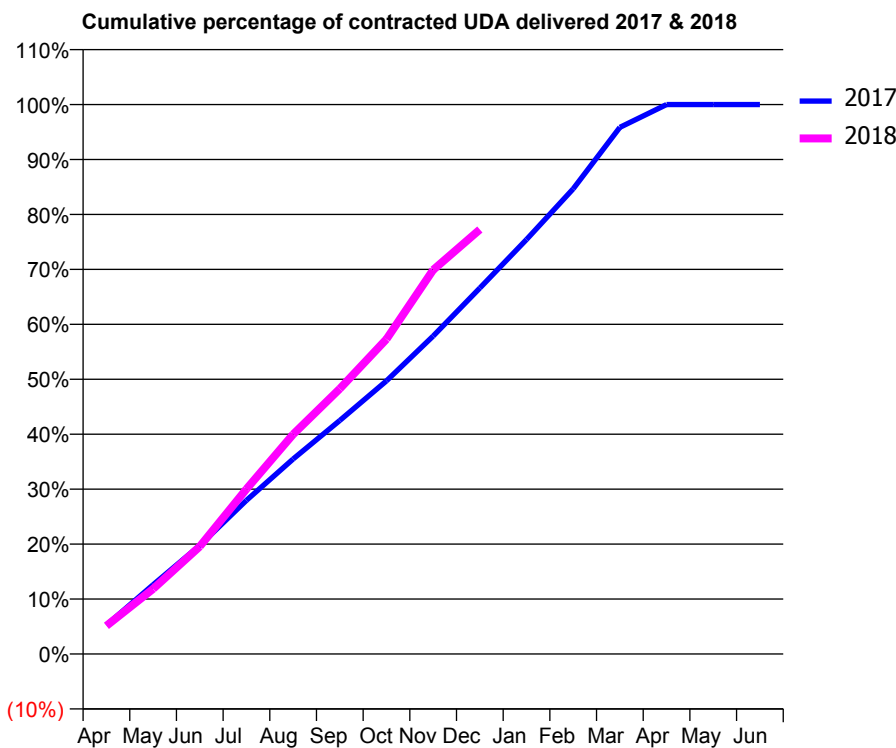
17/18 Contracted general activity (UDA)	12,870
Carry forward general activity (UDA)	0
17/18 Contracted orthodontic activity (UOA)	0
Carry forward orthodontic activity (UOA)	0
Baseline contract value	£389,998.12

### ACCESS\*

Patients seen in 24 months	Total	Change since previous quarter
Quarter ending December 2016	4,693	
Quarter ending March 2017	4,717	→
Quarter ending June 2017	4,768	→
Quarter ending September 2017	4,838	→
Quarter ending December 2017	4,920	→
<b>Variance since December 2016</b>	<b>4.8%</b>	<b>↑</b>



### ACTIVITY



Month	Adjusted Scheduled Activity (UDA)	
	2017	2018
April	694	661
May	1,654	1,527
June	2,593	2,519
July	3,671	3,864
August	4,659	5,146
September	5,578	6,213
October	6,524	7,376
November	7,594	8,995
December	8,743	9,942
January	9,902	
February	11,114	
March	12,582	
April	13,127	
May	13,127	
June	13,127	

### QUALITY

	Quantity	Base Number	Contract	AT	Region	England
% of FP17s for the same patient ID Re-attending within 3 months - Children	55	1,076	5.1%	12.1%	12.9%	12.0%
% of FP17s for the same patient ID Re-attending within 3 months - Adults	766	4,189	18.3%	17.0%	16.5%	15.9%
% of FP17s for the same patient ID Re-attending between 3 & 9 months - Children	564	1,076	52.4%	57.5%	59.6%	58.0%
% of FP17s for the same patient ID Re-attending between 3 & 9 months - Adults	1,826	4,189	43.6%	51.2%	52.8%	50.5%
% of FP17s for Band 1 Urgent Courses	428	5,005	8.6%	9.6%	9.1%	9.0%
% of FP17s Relating to Free Repair or Replacements	37	5,005	0.7%	1.1%	1.0%	0.8%
% of FP17s Relating to Continuations	112	5,005	2.2%	1.3%	1.2%	1.1%
% of Patients satisfied with the dentistry they have received	11	13	84.6%	92.1%	91.6%	91.5%
% of Patients satisfied with the time they had to wait for an appointment	12	13	92.3%	90.8%	88.3%	87.9%

\* This is based on patients treated on this contract for their most recent course of treatment. Figures in italics indicate the base number of FP17s or Patient Questionnaire responses are less than 100. N/A is shown where the base number of responses is less than 10 during the period. % is calculated as Quantity/Base number\*100

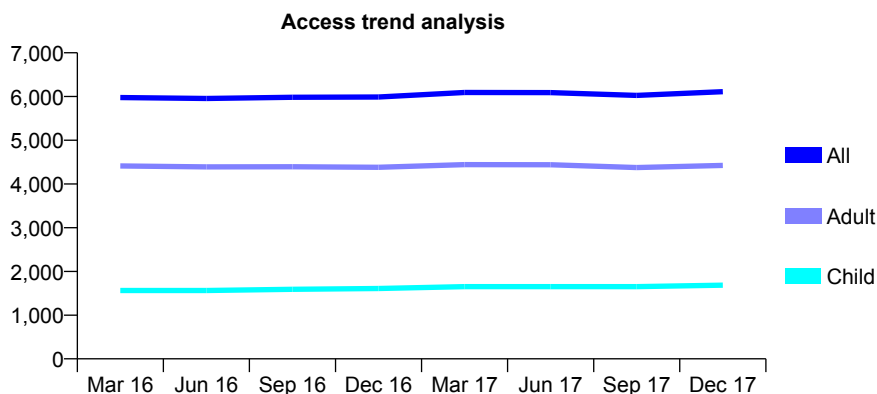
## Q44 - Vital Signs At a Glance Contract Report for 649899/0001 - December 2017

Name or company name	MR SW HUGHES
Contract type name	GDS Contract
Purpose of contract	General
Contract start date	01/04/2006
Contract end date	

17/18 Contracted general activity (UDA)	18,100
Carry forward general activity (UDA)	144
17/18 Contracted orthodontic activity (UOA)	0
Carry forward orthodontic activity (UOA)	0
Baseline contract value	£527,785.88

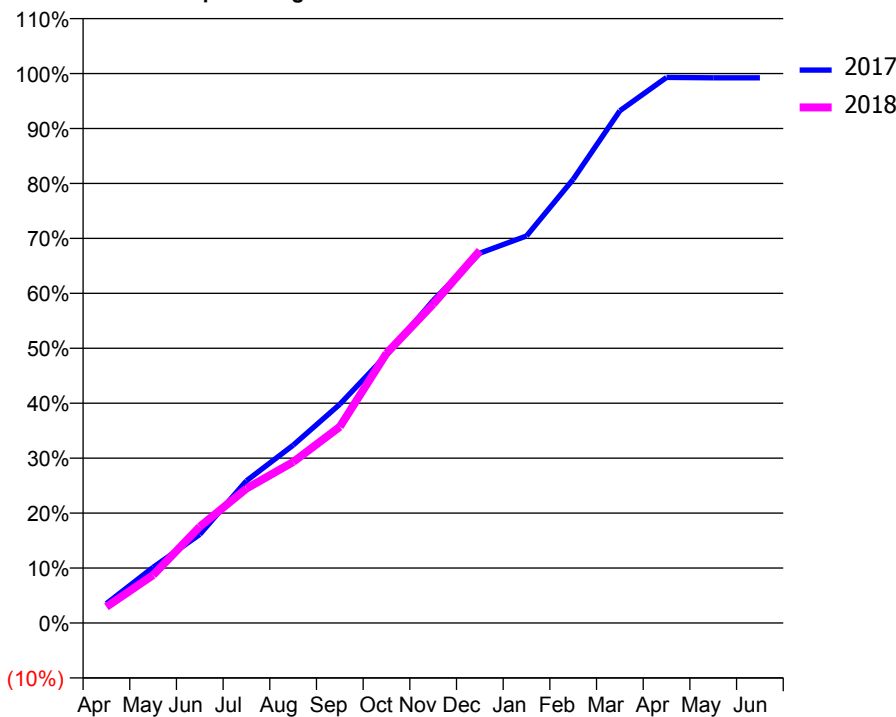
### ACCESS\*

Patients seen in 24 months	Total	Change since previous quarter
Quarter ending December 2016	5,988	
Quarter ending March 2017	6,093	→
Quarter ending June 2017	6,091	→
Quarter ending September 2017	6,026	↓
Quarter ending December 2017	6,111	→
<b>Variance since December 2016</b>	<b>2.1%</b>	<b>↑</b>



### ACTIVITY

Cumulative percentage of contracted UDA delivered 2017 & 2018



Month	2017	2018
April	641	535
May	1,833	1,579
June	2,918	3,171
July	4,684	4,431
August	5,858	5,304
September	7,205	6,463
October	8,827	8,884
November	10,622	10,503
December	12,183	12,264
January	12,750	
February	14,615	
March	16,874	
April	17,973	
May	17,960	
June	17,956	

### QUALITY

	Quantity	Base Number	Contract	AT	Region	England
% of FP17s for the same patient ID Re-attending within 3 months - Children	140	1,933	7.2%	12.1%	12.9%	12.0%
% of FP17s for the same patient ID Re-attending within 3 months - Adults	424	4,315	9.8%	17.0%	16.5%	15.9%
% of FP17s for the same patient ID Re-attending between 3 & 9 months - Children	1,160	1,933	60.0%	57.5%	59.6%	58.0%
% of FP17s for the same patient ID Re-attending between 3 & 9 months - Adults	2,410	4,315	55.9%	51.2%	52.8%	50.5%
% of FP17s for Band 1 Urgent Courses	223	5,855	3.8%	9.6%	9.1%	9.0%
% of FP17s Relating to Free Repair or Replacements	39	5,855	0.7%	1.1%	1.0%	0.8%
% of FP17s Relating to Continuations	32	5,855	0.5%	1.3%	1.2%	1.1%
% of Patients satisfied with the dentistry they have received	10	11	90.9%	92.1%	91.6%	91.5%
% of Patients satisfied with the time they had to wait for an appointment	10	11	90.9%	90.8%	88.3%	87.9%

\* This is based on patients treated on this contract for their most recent course of treatment. Figures in italics indicate the base number of FP17s or Patient Questionnaire responses are less than 100. N/A is shown where the base number of responses is less than 10 during the period. % is calculated as Quantity/Base number\*100

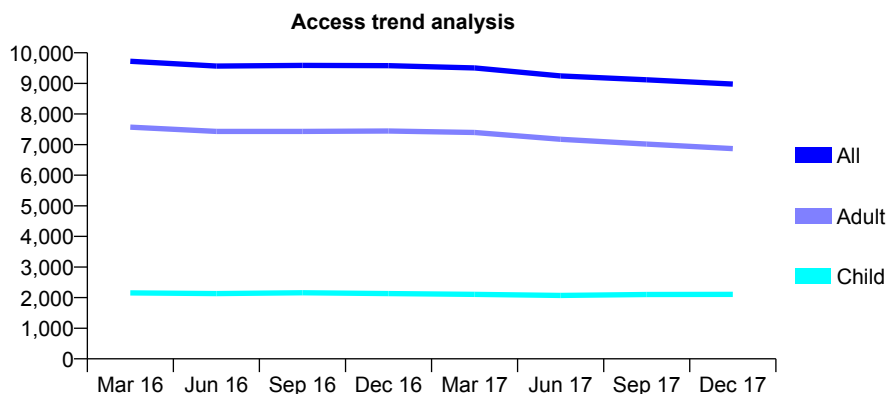
## Q44 - Vital Signs At a Glance Contract Report for 654248/0001 - December 2017

Name or company name	MR S HUSSAIN
Contract type name	GDS Contract
Purpose of contract	General
Contract start date	01/04/2006
Contract end date	

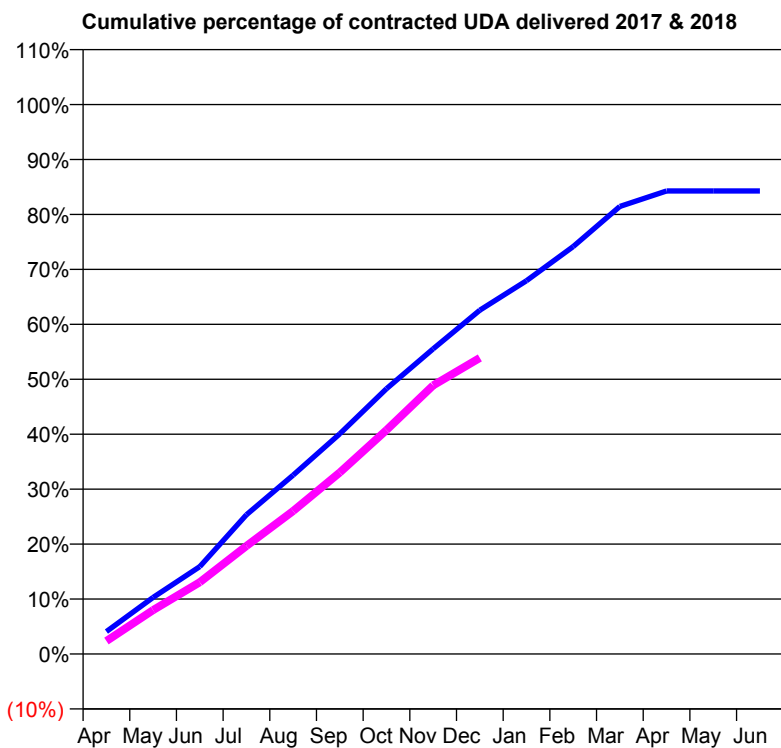
17/18 Contracted general activity (UDA)	35,894
Carry forward general activity (UDA)	0
17/18 Contracted orthodontic activity (UOA)	0
Carry forward orthodontic activity (UOA)	0
Baseline contract value	£1,041,176.43

### ACCESS\*

Patients seen in 24 months	Total	Change since previous quarter
Quarter ending December 2016	9,580	
Quarter ending March 2017	9,504	→
Quarter ending June 2017	9,246	↓
Quarter ending September 2017	9,118	↓
Quarter ending December 2017	8,977	↓
<b>Variance since December 2016</b>	<b>(6.3%)</b>	<b>↓</b>



### ACTIVITY



Month	Adjusted Scheduled Activity (UDA)	
	2017	2018
April	1,470	846
May	3,695	2,871
June	5,705	4,688
July	9,098	7,063
August	11,688	9,340
September	14,386	11,858
October	17,329	14,628
November	19,934	17,551
December	22,457	19,345
January	24,385	
February	26,614	
March	29,240	
April	30,244	
May	30,246	
June	30,247	

### QUALITY

	Quantity	Base Number	Contract	AT	Region	England
% of FP17s for the same patient ID Re-attending within 3 months - Children	170	1,855	9.2%	12.1%	12.9%	12.0%
% of FP17s for the same patient ID Re-attending within 3 months - Adults	1,108	5,773	19.2%	17.0%	16.5%	15.9%
% of FP17s for the same patient ID Re-attending between 3 & 9 months - Children	794	1,855	42.8%	57.5%	59.6%	58.0%
% of FP17s for the same patient ID Re-attending between 3 & 9 months - Adults	2,274	5,773	39.4%	51.2%	52.8%	50.5%
% of FP17s for Band 1 Urgent Courses	1,077	7,239	14.9%	9.6%	9.1%	9.0%
% of FP17s Relating to Free Repair or Replacements	74	7,239	1.0%	1.1%	1.0%	0.8%
% of FP17s Relating to Continuations	166	7,239	2.3%	1.3%	1.2%	1.1%
% of Patients satisfied with the dentistry they have received	11	11	100.0%	92.1%	91.6%	91.5%
% of Patients satisfied with the time they had to wait for an appointment	9	11	81.8%	90.8%	88.3%	87.9%

\* This is based on patients treated on this contract for their most recent course of treatment. Figures in italics indicate the base number of FP17s or Patient Questionnaire responses are less than 100. N/A is shown where the base number of responses is less than 10 during the period. % is calculated as Quantity/Base number\*100

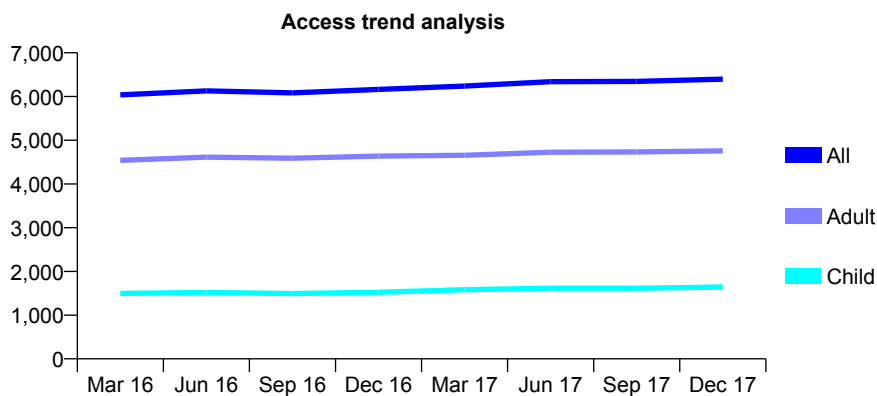
## Q44 - Vital Signs At a Glance Contract Report for 661899/0001 - December 2017

Name or company name	MRS A SIMPKINS
Contract type name	GDS Contract
Purpose of contract	General
Contract start date	01/04/2006
Contract end date	

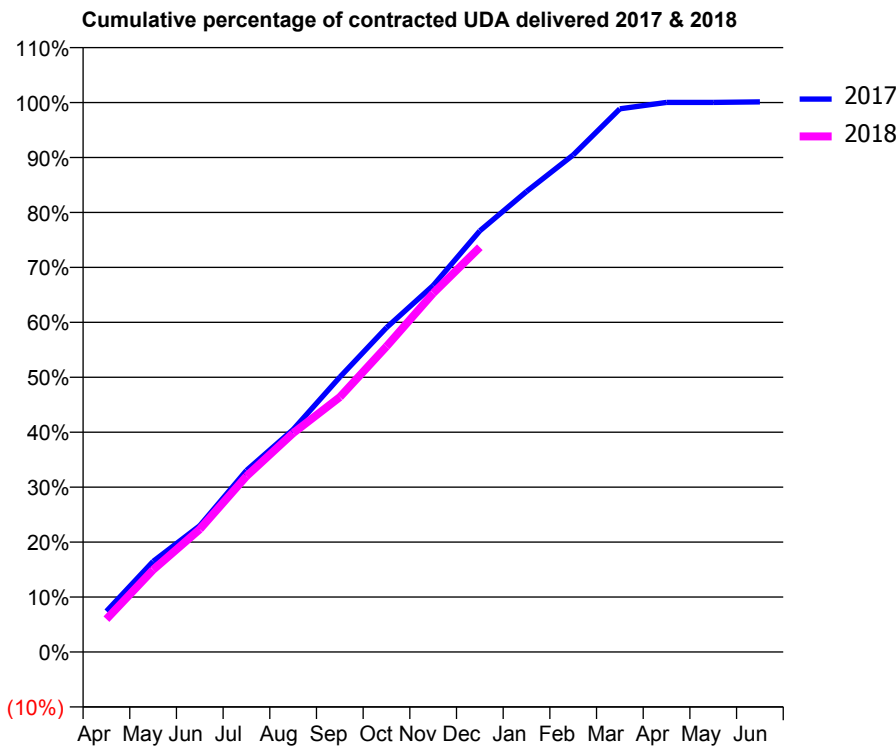
17/18 Contracted general activity (UDA)	15,000
Carry forward general activity (UDA)	0
17/18 Contracted orthodontic activity (UOA)	0
Carry forward orthodontic activity (UOA)	0
Baseline contract value	£381,455.18

### ACCESS\*

Patients seen in 24 months	Total	Change since previous quarter
Quarter ending December 2016	6,162	
Quarter ending March 2017	6,238	→
Quarter ending June 2017	6,341	→
Quarter ending September 2017	6,347	→
Quarter ending December 2017	6,399	→
<b>Variance since December 2016</b>	<b>3.8%</b>	<b>↑</b>



### ACTIVITY



Month	Adjusted Scheduled Activity (UDA)	
	2017	2018
April	1,136	896
May	2,525	2,245
June	3,519	3,352
July	5,054	4,799
August	6,193	5,977
September	7,654	6,957
October	9,031	8,340
November	10,203	9,793
December	11,727	11,049
January	12,823	
February	13,841	
March	15,123	
April	15,304	
May	15,304	
June	15,316	

### QUALITY

	Quantity	Base Number	Contract	AT	Region	England
% of FP17s for the same patient ID Re-attending within 3 months - Children	33	1,431	2.3%	12.1%	12.9%	12.0%
% of FP17s for the same patient ID Re-attending within 3 months - Adults	388	4,288	9.0%	17.0%	16.5%	15.9%
% of FP17s for the same patient ID Re-attending between 3 & 9 months - Children	585	1,431	40.9%	57.5%	59.6%	58.0%
% of FP17s for the same patient ID Re-attending between 3 & 9 months - Adults	2,023	4,288	47.2%	51.2%	52.8%	50.5%
% of FP17s for Band 1 Urgent Courses	147	5,544	2.7%	9.6%	9.1%	9.0%
% of FP17s Relating to Free Repair or Replacements	60	5,544	1.1%	1.1%	1.0%	0.8%
% of FP17s Relating to Continuations	83	5,544	1.5%	1.3%	1.2%	1.1%
% of Patients satisfied with the dentistry they have received	9	10	90.0%	92.1%	91.6%	91.5%
% of Patients satisfied with the time they had to wait for an appointment	9	10	90.0%	90.8%	88.3%	87.9%

\* This is based on patients treated on this contract for their most recent course of treatment. Figures in italics indicate the base number of FP17s or Patient Questionnaire responses are less than 100. N/A is shown where the base number of responses is less than 10 during the period. % is calculated as Quantity/Base number\*100



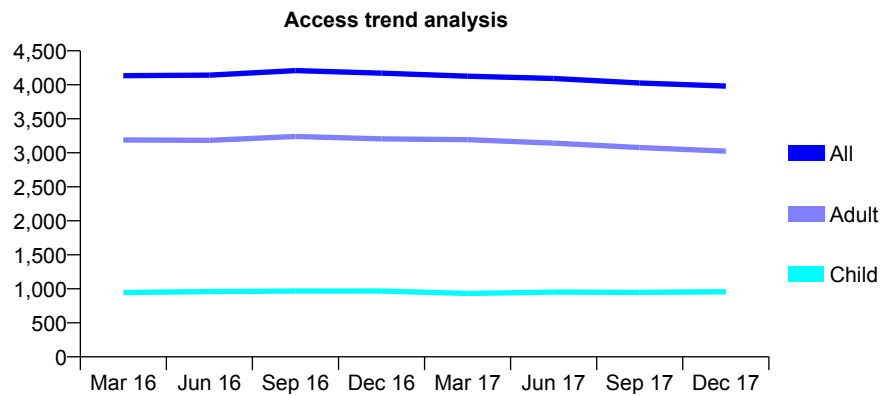
## Q44 - Vital Signs At a Glance Contract Report for 674281/0001 - December 2017

Name or company name	MR P MOTTRAM
Contract type name	GDS Contract
Purpose of contract	General
Contract start date	22/05/2006
Contract end date	

17/18 Contracted general activity (UDA)	7,500
Carry forward general activity (UDA)	0
17/18 Contracted orthodontic activity (UOA)	0
Carry forward orthodontic activity (UOA)	0
Baseline contract value	£195,661.09

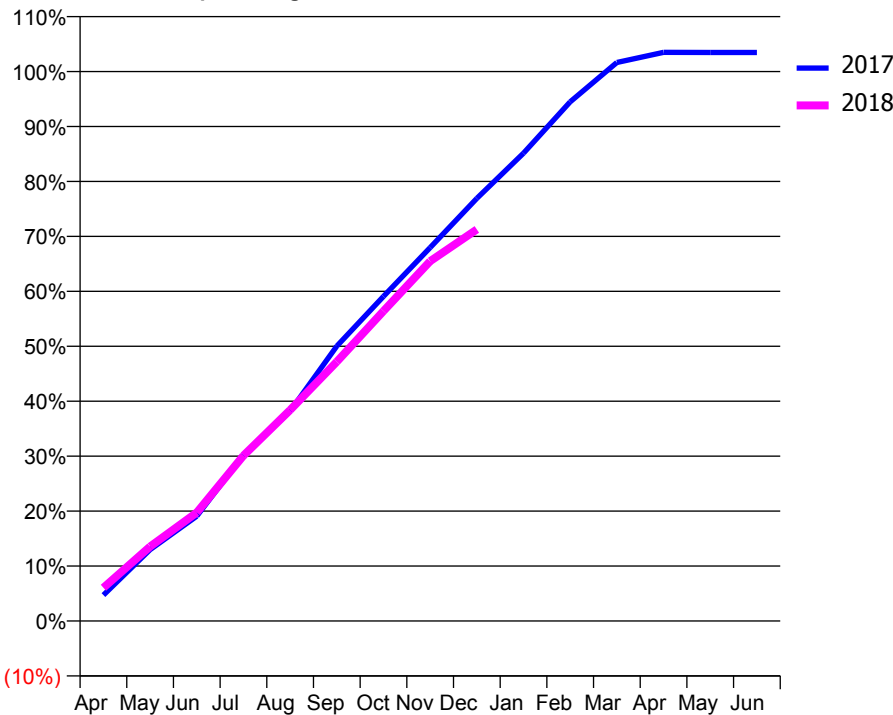
### ACCESS\*

Patients seen in 24 months	Total	Change since previous quarter
Quarter ending December 2016	4,172	
Quarter ending March 2017	4,126	↓
Quarter ending June 2017	4,094	→
Quarter ending September 2017	4,027	↓
Quarter ending December 2017	3,981	↓
<b>Variance since December 2016</b>	<b>(4.6%)</b>	<b>↓</b>



### ACTIVITY

Cumulative percentage of contracted UDA delivered 2017 & 2018



Month	Adjusted Scheduled Activity (UDA)	
	2017	2018
April	362	454
May	993	1,017
June	1,461	1,480
July	2,312	2,257
August	2,923	2,881
September	3,828	3,538
October	4,519	4,231
November	5,199	4,911
December	5,884	5,344
January	6,513	
February	7,229	
March	7,776	
April	7,917	
May	7,915	
June	7,915	

### QUALITY

	Quantity	Base Number	Contract	AT	Region	England
% of FP17s for the same patient ID Re-attending within 3 months - Children	62	1,129	5.5%	12.1%	12.9%	12.0%
% of FP17s for the same patient ID Re-attending within 3 months - Adults	472	3,077	15.3%	17.0%	16.5%	15.9%
% of FP17s for the same patient ID Re-attending between 3 & 9 months - Children	725	1,129	64.2%	57.5%	59.6%	58.0%
% of FP17s for the same patient ID Re-attending between 3 & 9 months - Adults	1,647	3,077	53.5%	51.2%	52.8%	50.5%
% of FP17s for Band 1 Urgent Courses	361	3,356	10.8%	9.6%	9.1%	9.0%
% of FP17s Relating to Free Repair or Replacements	16	3,356	0.5%	1.1%	1.0%	0.8%
% of FP17s Relating to Continuations	33	3,356	1.0%	1.3%	1.2%	1.1%
% of Patients satisfied with the dentistry they have received	13	14	92.9%	92.1%	91.6%	91.5%
% of Patients satisfied with the time they had to wait for an appointment	13	14	92.9%	90.8%	88.3%	87.9%

\* This is based on patients treated on this contract for their most recent course of treatment. Figures in italics indicate the base number of FP17s or Patient Questionnaire responses are less than 100. N/A is shown where the base number of responses is less than 10 during the period. % is calculated as Quantity/Base number\*100

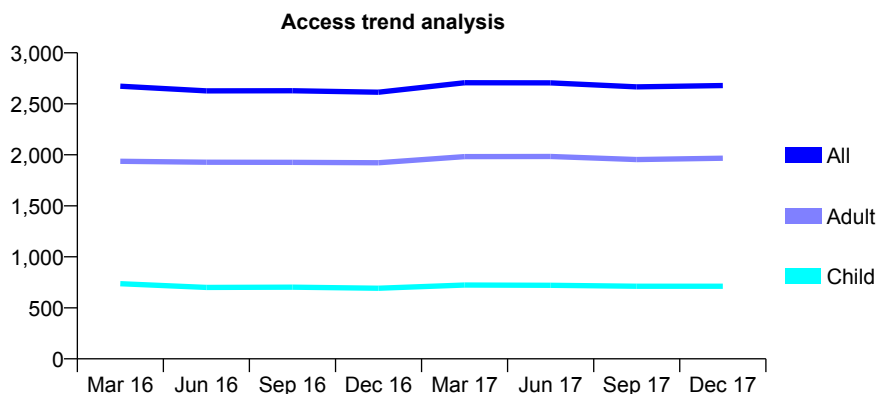
## Q44 - Vital Signs At a Glance Contract Report for 674346/0001 - December 2017

Name or company name	MISS SE HAWORTH
Contract type name	PDS Contract
Purpose of contract	General
Contract start date	01/04/2006
Contract end date	31/03/2021

17/18 Contracted general activity (UDA)	8,909
Carry forward general activity (UDA)	12
17/18 Contracted orthodontic activity (UOA)	0
Carry forward orthodontic activity (UOA)	0
Baseline contract value	£254,967.22

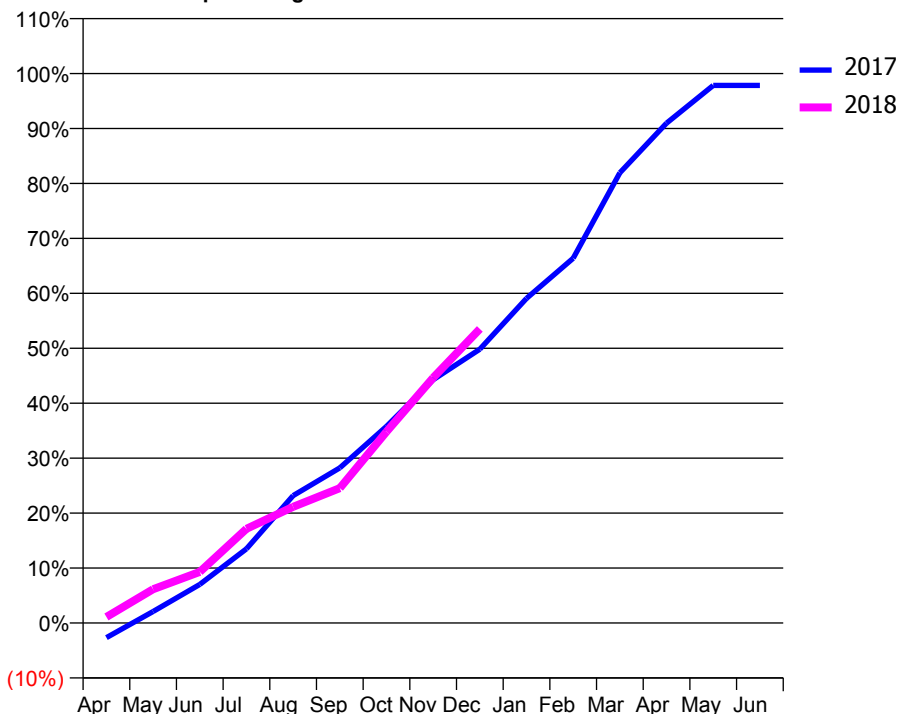
### ACCESS\*

Patients seen in 24 months	Total	Change since previous quarter
Quarter ending December 2016	2,614	
Quarter ending March 2017	2,706	↑
Quarter ending June 2017	2,705	→
Quarter ending September 2017	2,666	↓
Quarter ending December 2017	2,679	→
<b>Variance since December 2016</b>	<b>2.5%</b>	<b>↑</b>



### ACTIVITY

Cumulative percentage of contracted UDA delivered 2017 & 2018



Month	Adjusted Scheduled Activity (UDA)	
	2017	2018
April	-239	98
May	188	548
June	626	829
July	1,202	1,528
August	2,066	1,883
September	2,515	2,187
October	3,188	3,101
November	3,944	3,976
December	4,440	4,768
January	5,263	
February	5,914	
March	7,301	
April	8,104	
May	8,717	
June	8,717	

### QUALITY

	Quantity	Base Number	Contract	AT	Region	England
% of FP17s for the same patient ID Re-attending within 3 months - Children	136	850	16.0%	12.1%	12.9%	12.0%
% of FP17s for the same patient ID Re-attending within 3 months - Adults	231	1,702	13.6%	17.0%	16.5%	15.9%
% of FP17s for the same patient ID Re-attending between 3 & 9 months - Children	488	850	57.4%	57.5%	59.6%	58.0%
% of FP17s for the same patient ID Re-attending between 3 & 9 months - Adults	620	1,702	36.4%	51.2%	52.8%	50.5%
% of FP17s for Band 1 Urgent Courses	165	2,107	7.8%	9.6%	9.1%	9.0%
% of FP17s Relating to Free Repair or Replacements	14	2,107	0.7%	1.1%	1.0%	0.8%
% of FP17s Relating to Continuations	8	2,107	0.4%	1.3%	1.2%	1.1%
% of Patients satisfied with the dentistry they have received	6	7	N/A	92.1%	91.6%	91.5%
% of Patients satisfied with the time they had to wait for an appointment	6	7	N/A	90.8%	88.3%	87.9%

\* This is based on patients treated on this contract for their most recent course of treatment. Figures in italics indicate the base number of FP17s or Patient Questionnaire responses are less than 100. N/A is shown where the base number of responses is less than 10 during the period. % is calculated as Quantity/Base number\*100

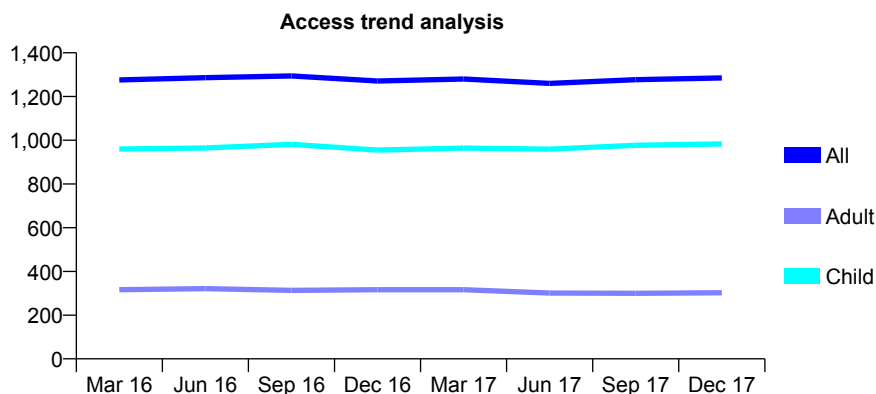
## Q44 - Vital Signs At a Glance Contract Report for 676357/0001 - December 2017

Name or company name	MR JD FLEMING
Contract type name	GDS Contract
Purpose of contract	General
Contract start date	01/07/2013
Contract end date	

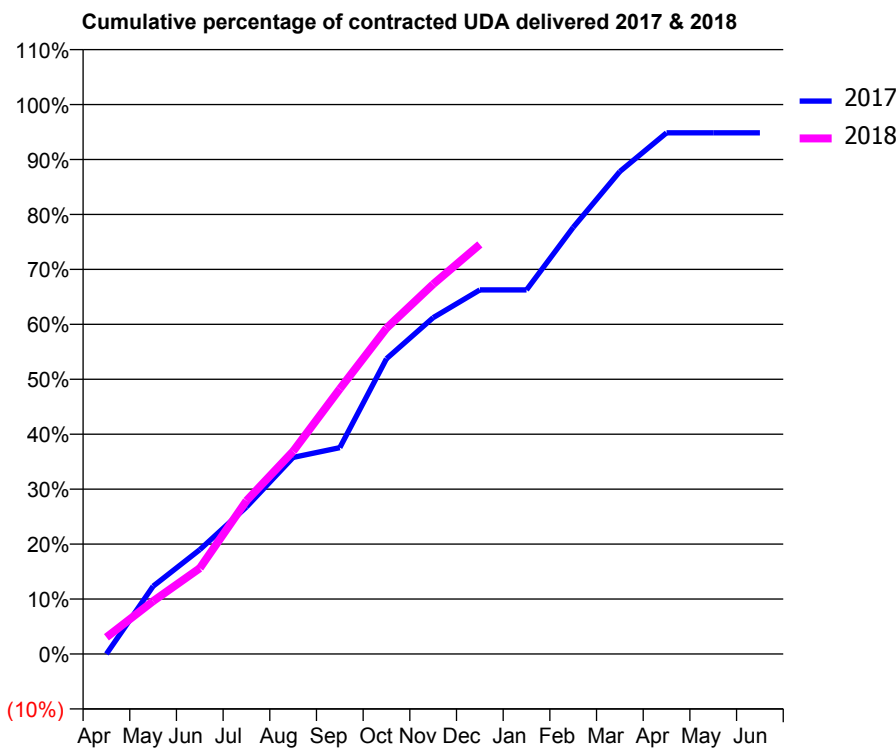
17/18 Contracted general activity (UDA)	3,077
Carry forward general activity (UDA)	1
17/18 Contracted orthodontic activity (UOA)	0
Carry forward orthodontic activity (UOA)	0
Baseline contract value	£112,335.29

### ACCESS\*

Patients seen in 24 months	Total	Change since previous quarter
Quarter ending December 2016	1,271	
Quarter ending March 2017	1,280	→
Quarter ending June 2017	1,260	↓
Quarter ending September 2017	1,277	→
Quarter ending December 2017	1,285	→
<b>Variance since December 2016</b>	<b>1.1%</b>	<b>→</b>



### ACTIVITY



Month	Adjusted Scheduled Activity (UDA)	
	2017	2018
April	0	94
May	380	296
June	584	480
July	824	858
August	1,101	1,135
September	1,156	1,485
October	1,654	1,824
November	1,884	2,071
December	2,039	2,294
January	2,039	
February	2,389	
March	2,702	
April	2,918	
May	2,918	
June	2,918	

### QUALITY

	Quantity	Base Number	Contract	AT	Region	England
% of FP17s for the same patient ID Re-attending within 3 months - Children	245	1,581	15.5%	12.1%	12.9%	12.0%
% of FP17s for the same patient ID Re-attending within 3 months - Adults	5	209	2.4%	17.0%	16.5%	15.9%
% of FP17s for the same patient ID Re-attending between 3 & 9 months - Children	1,036	1,581	65.5%	57.5%	59.6%	58.0%
% of FP17s for the same patient ID Re-attending between 3 & 9 months - Adults	128	209	61.2%	51.2%	52.8%	50.5%
% of FP17s for Band 1 Urgent Courses	49	1,590	3.1%	9.6%	9.1%	9.0%
% of FP17s Relating to Free Repair or Replacements	1	1,590	0.1%	1.1%	1.0%	0.8%
% of FP17s Relating to Continuations	1	1,590	0.1%	1.3%	1.2%	1.1%
% of Patients satisfied with the dentistry they have received	2	2	N/A	92.1%	91.6%	91.5%
% of Patients satisfied with the time they had to wait for an appointment	2	2	N/A	90.8%	88.3%	87.9%

\* This is based on patients treated on this contract for their most recent course of treatment. Figures in italics indicate the base number of FP17s or Patient Questionnaire responses are less than 100. N/A is shown where the base number of responses is less than 10 during the period. % is calculated as Quantity/Base number\*100

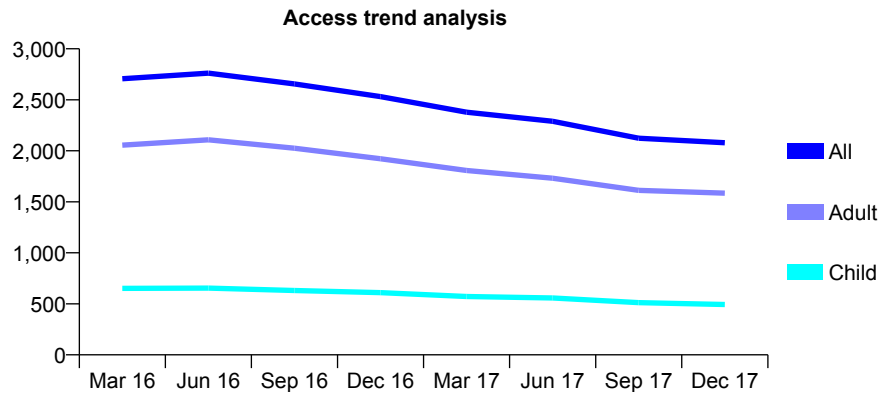
## Q44 - Vital Signs At a Glance Contract Report for 682365/0009 - December 2017

Name or company name	MR QM JAFFRI
Contract type name	PDS Plus Contract
Purpose of contract	General
Contract start date	29/11/2010
Contract end date	28/11/2018

17/18 Contracted general activity (UDA)	8,000
Carry forward general activity (UDA)	0
17/18 Contracted orthodontic activity (UOA)	0
Carry forward orthodontic activity (UOA)	0
Baseline contract value	£216,672.00

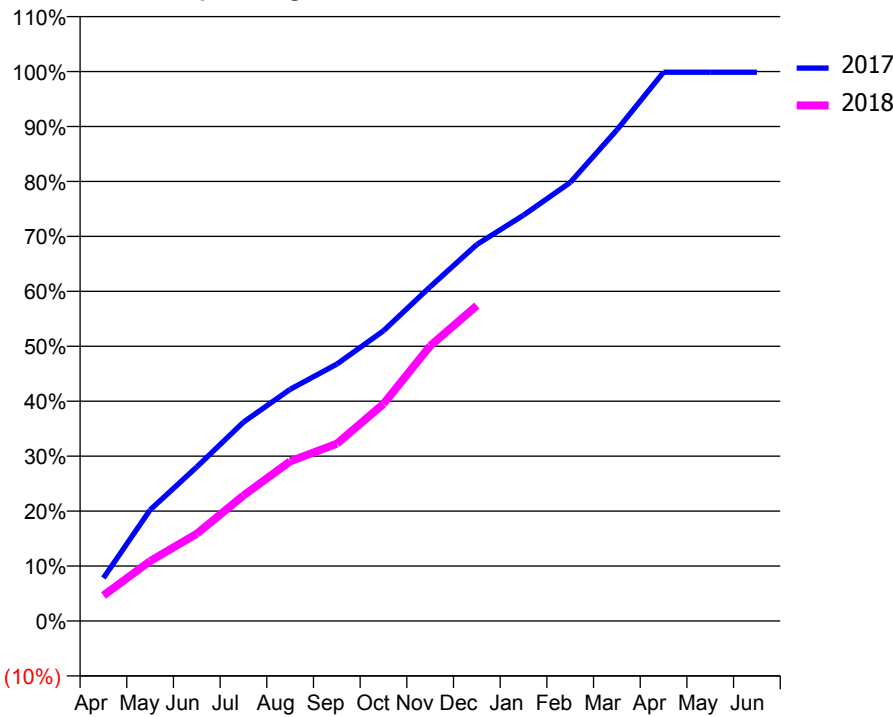
### ACCESS\*

Patients seen in 24 months	Total	Change since previous quarter
Quarter ending December 2016	2,532	
Quarter ending March 2017	2,379	↓
Quarter ending June 2017	2,289	↓
Quarter ending September 2017	2,124	↓
Quarter ending December 2017	2,079	↓
<b>Variance since December 2016</b>	<b>(17.9%)</b>	<b>↓</b>



### ACTIVITY

Cumulative percentage of contracted UDA delivered 2017 & 2018



Month	Adjusted Scheduled Activity (UDA)	
	2017	2018
April	627	371
May	1,618	872
June	2,243	1,271
July	2,896	1,828
August	3,372	2,325
September	3,741	2,580
October	4,226	3,161
November	4,866	4,005
December	5,481	4,593
January	5,909	
February	6,384	
March	7,148	
April	7,989	
May	7,989	
June	7,989	

### QUALITY

	Quantity	Base Number	Contract	AT	Region	England
% of FP17s for the same patient ID Re-attending within 3 months - Children	83	586	14.2%	12.1%	12.9%	12.0%
% of FP17s for the same patient ID Re-attending within 3 months - Adults	304	1,628	18.7%	17.0%	16.5%	15.9%
% of FP17s for the same patient ID Re-attending between 3 & 9 months - Children	318	586	54.3%	57.5%	59.6%	58.0%
% of FP17s for the same patient ID Re-attending between 3 & 9 months - Adults	725	1,628	44.5%	51.2%	52.8%	50.5%
% of FP17s for Band 1 Urgent Courses	341	1,879	18.1%	9.6%	9.1%	9.0%
% of FP17s Relating to Free Repair or Replacements	15	1,879	0.8%	1.1%	1.0%	0.8%
% of FP17s Relating to Continuations	20	1,879	1.1%	1.3%	1.2%	1.1%
% of Patients satisfied with the dentistry they have received	1	1	N/A	92.1%	91.6%	91.5%
% of Patients satisfied with the time they had to wait for an appointment	1	1	N/A	90.8%	88.3%	87.9%

\* This is based on patients treated on this contract for their most recent course of treatment. Figures in italics indicate the base number of FP17s or Patient Questionnaire responses are less than 100. N/A is shown where the base number of responses is less than 10 during the period. % is calculated as Quantity/Base number\*100

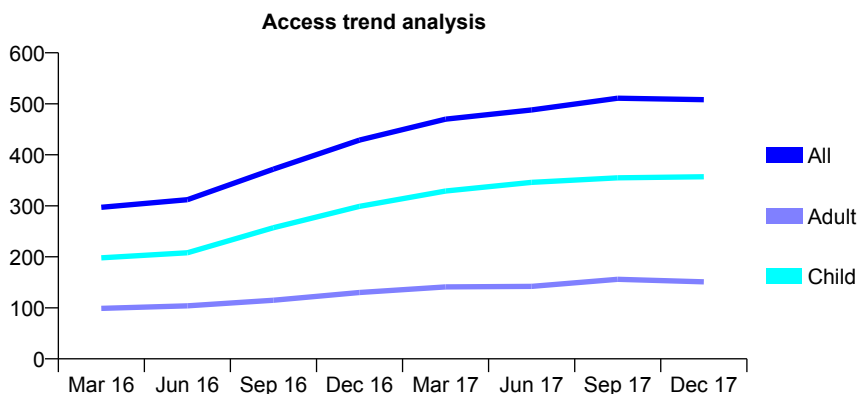
## Q44 - Vital Signs At a Glance Contract Report for 723525/0001 - December 2017

Name or company name	Wish Dental Practice
Contract type name	GDS Contract
Purpose of contract	General
Contract start date	01/04/2006
Contract end date	

17/18 Contracted general activity (UDA)	1,183
Carry forward general activity (UDA)	0
17/18 Contracted orthodontic activity (UOA)	0
Carry forward orthodontic activity (UOA)	0
Baseline contract value	£26,272.22

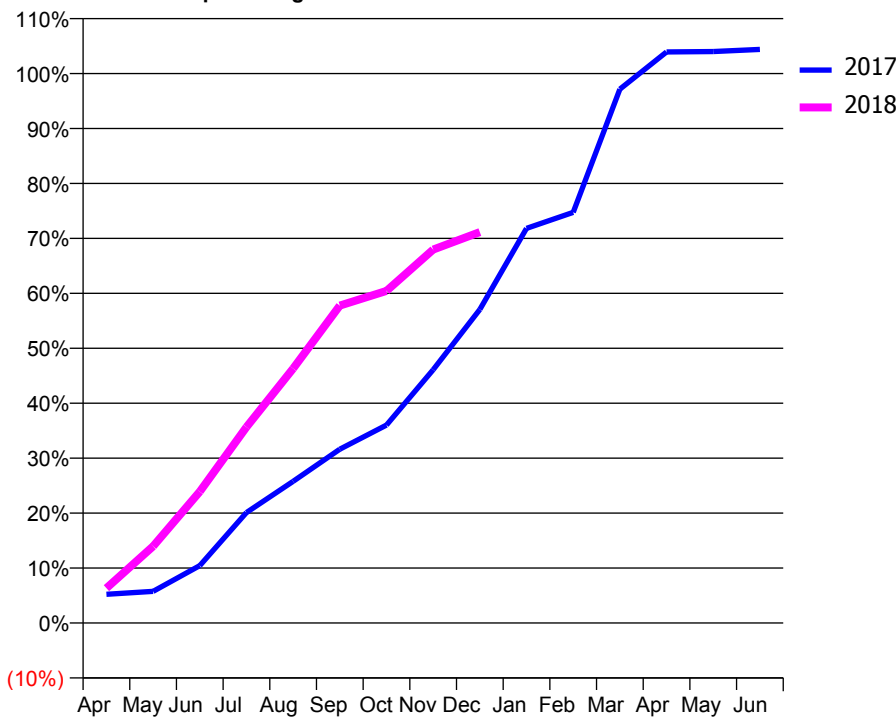
### ACCESS\*

Patients seen in 24 months	Total	Change since previous quarter
Quarter ending December 2016	429	
Quarter ending March 2017	470	↑
Quarter ending June 2017	488	↑
Quarter ending September 2017	511	↑
Quarter ending December 2017	508	→
<b>Variance since December 2016</b>	<b>18.4%</b>	<b>↑</b>



### ACTIVITY

Cumulative percentage of contracted UDA delivered 2017 & 2018



Month	Adjusted Scheduled Activity (UDA)	
	2017	2018
April	57	75
May	63	165
June	115	283
July	221	422
August	283	548
September	347	683
October	396	715
November	506	804
December	627	842
January	789	
February	821	
March	1,067	
April	1,141	
May	1,142	
June	1,146	

### QUALITY

	Quantity	Base Number	Contract	AT	Region	England
% of FP17s for the same patient ID Re-attending within 3 months - Children	47	488	9.6%	12.1%	12.9%	12.0%
% of FP17s for the same patient ID Re-attending within 3 months - Adults	8	106	7.5%	17.0%	16.5%	15.9%
% of FP17s for the same patient ID Re-attending between 3 & 9 months - Children	330	488	67.6%	57.5%	59.6%	58.0%
% of FP17s for the same patient ID Re-attending between 3 & 9 months - Adults	69	106	65.1%	51.2%	52.8%	50.5%
% of FP17s for Band 1 Urgent Courses	23	554	4.2%	9.6%	9.1%	9.0%
% of FP17s Relating to Free Repair or Replacements	0	554	0.0%	1.1%	1.0%	0.8%
% of FP17s Relating to Continuations	0	554	0.0%	1.3%	1.2%	1.1%
% of Patients satisfied with the dentistry they have received	0	0	N/A	92.1%	91.6%	91.5%
% of Patients satisfied with the time they had to wait for an appointment	0	0	N/A	90.8%	88.3%	87.9%

\* This is based on patients treated on this contract for their most recent course of treatment. Figures in italics indicate the base number of FP17s or Patient Questionnaire responses are less than 100. N/A is shown where the base number of responses is less than 10 during the period. % is calculated as Quantity/Base number\*100

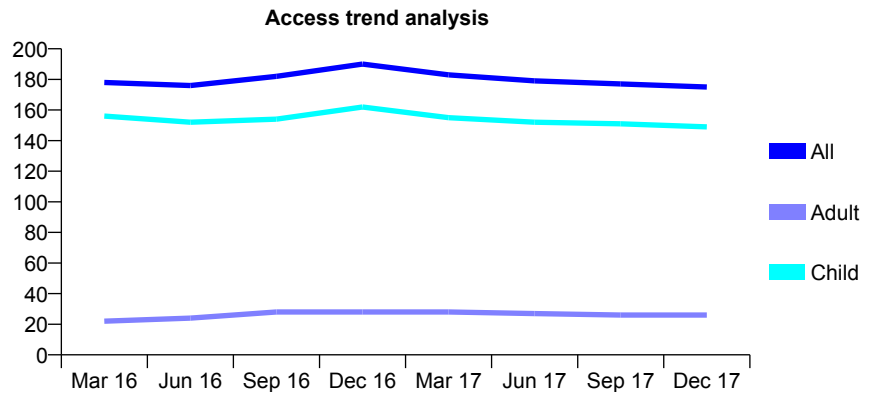
## Q44 - Vital Signs At a Glance Contract Report for 723843/0002 - December 2017

Name or company name	MR JR BURGESS
Contract type name	GDS Contract
Purpose of contract	General
Contract start date	01/04/2006
Contract end date	

17/18 Contracted general activity (UDA)	308
Carry forward general activity (UDA)	0
17/18 Contracted orthodontic activity (UOA)	0
Carry forward orthodontic activity (UOA)	0
Baseline contract value	£8,742.71

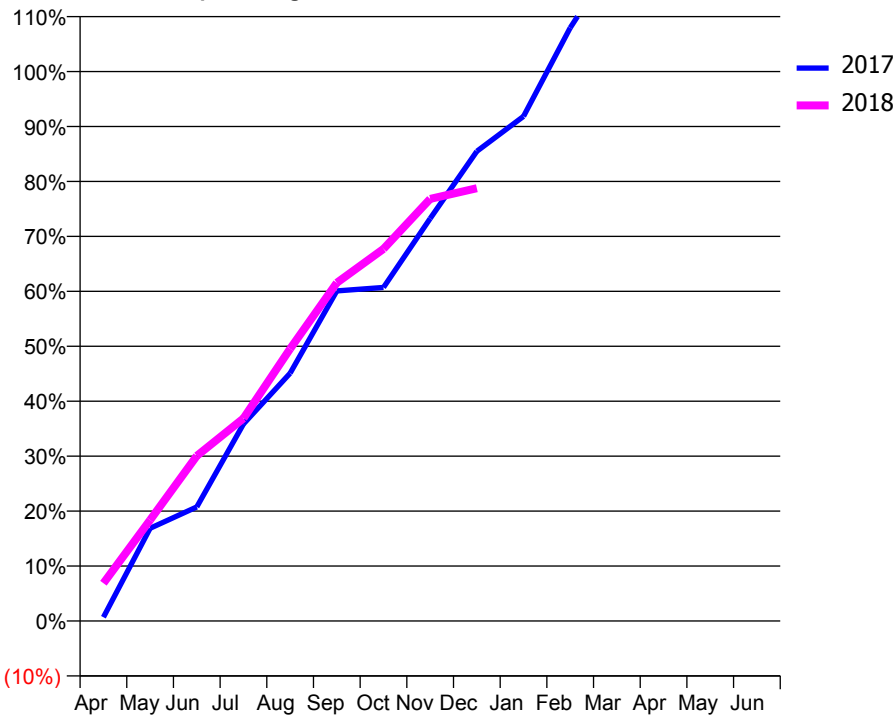
### ACCESS\*

Patients seen in 24 months	Total	Change since previous quarter
Quarter ending December 2016	190	
Quarter ending March 2017	183	↓
Quarter ending June 2017	179	↓
Quarter ending September 2017	177	↓
Quarter ending December 2017	175	↓
<b>Variance since December 2016</b>	<b>(7.9%)</b>	<b>↓</b>



### ACTIVITY

Cumulative percentage of contracted UDA delivered 2017 & 2018



Month	Adjusted Scheduled Activity (UDA)	
	2017	2018
April	2	21
May	53	57
June	65	93
July	113	114
August	142	153
September	189	190
October	191	209
November	230	237
December	268	243
January	288	
February	339	
March	380	
April	383	
May	384	
June	384	

### QUALITY

	Quantity	Base Number	Contract	AT	Region	England
% of FP17s for the same patient ID Re-attending within 3 months - Children	27	168	16.1%	12.1%	12.9%	12.0%
% of FP17s for the same patient ID Re-attending within 3 months - Adults	0	10	0.0%	17.0%	16.5%	15.9%
% of FP17s for the same patient ID Re-attending between 3 & 9 months - Children	114	168	67.9%	57.5%	59.6%	58.0%
% of FP17s for the same patient ID Re-attending between 3 & 9 months - Adults	9	10	90.0%	51.2%	52.8%	50.5%
% of FP17s for Band 1 Urgent Courses	3	174	1.7%	9.6%	9.1%	9.0%
% of FP17s Relating to Free Repair or Replacements	0	174	0.0%	1.1%	1.0%	0.8%
% of FP17s Relating to Continuations	0	174	0.0%	1.3%	1.2%	1.1%
% of Patients satisfied with the dentistry they have received	0	0	N/A	92.1%	91.6%	91.5%
% of Patients satisfied with the time they had to wait for an appointment	0	0	N/A	90.8%	88.3%	87.9%

\* This is based on patients treated on this contract for their most recent course of treatment. Figures in italics indicate the base number of FP17s or Patient Questionnaire responses are less than 100. N/A is shown where the base number of responses is less than 10 during the period. % is calculated as Quantity/Base number\*100

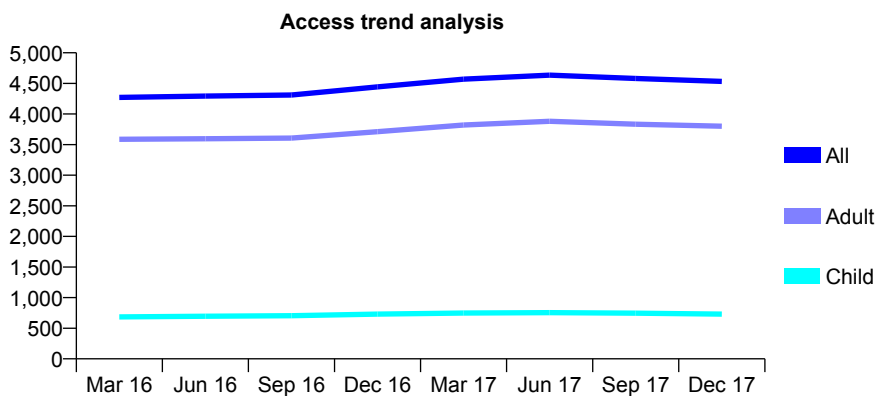
## Q44 - Vital Signs At a Glance Contract Report for 725382/0001 - December 2017

Name or company name	Appleton Park Dental Practice
Contract type name	GDS Contract
Purpose of contract	General
Contract start date	01/04/2006
Contract end date	

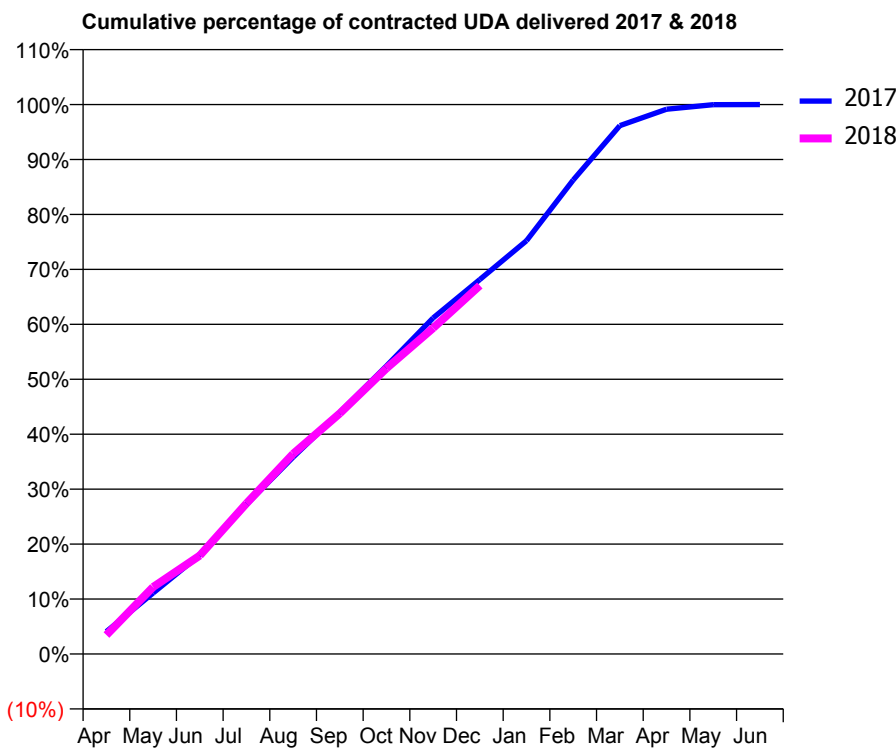
17/18 Contracted general activity (UDA)	12,165
Carry forward general activity (UDA)	0
17/18 Contracted orthodontic activity (UOA)	0
Carry forward orthodontic activity (UOA)	0
Baseline contract value	£368,141.97

### ACCESS\*

Patients seen in 24 months	Total	Change since previous quarter
Quarter ending December 2016	4,443	
Quarter ending March 2017	4,569	↑
Quarter ending June 2017	4,635	→
Quarter ending September 2017	4,580	↓
Quarter ending December 2017	4,532	↓
<b>Variance since December 2016</b>	<b>2.0%</b>	<b>↑</b>



### ACTIVITY



Month	Adjusted Scheduled Activity (UDA)	
	2017	2018
April	498	420
May	1,353	1,483
June	2,198	2,181
July	3,320	3,334
August	4,370	4,432
September	5,366	5,328
October	6,394	6,326
November	7,459	7,215
December	8,312	8,159
January	9,175	
February	10,521	
March	11,730	
April	12,093	
May	12,194	
June	12,197	

### QUALITY

	Quantity	Base Number	Contract	AT	Region	England
% of FP17s for the same patient ID Re-attending within 3 months - Children	58	974	6.0%	12.1%	12.9%	12.0%
% of FP17s for the same patient ID Re-attending within 3 months - Adults	586	4,429	13.2%	17.0%	16.5%	15.9%
% of FP17s for the same patient ID Re-attending between 3 & 9 months - Children	699	974	71.8%	57.5%	59.6%	58.0%
% of FP17s for the same patient ID Re-attending between 3 & 9 months - Adults	2,467	4,429	55.7%	51.2%	52.8%	50.5%
% of FP17s for Band 1 Urgent Courses	187	5,156	3.6%	9.6%	9.1%	9.0%
% of FP17s Relating to Free Repair or Replacements	97	5,156	1.9%	1.1%	1.0%	0.8%
% of FP17s Relating to Continuations	101	5,156	2.0%	1.3%	1.2%	1.1%
% of Patients satisfied with the dentistry they have received	11	12	91.7%	92.1%	91.6%	91.5%
% of Patients satisfied with the time they had to wait for an appointment	10	12	83.3%	90.8%	88.3%	87.9%

\* This is based on patients treated on this contract for their most recent course of treatment. Figures in italics indicate the base number of FP17s or Patient Questionnaire responses are less than 100. N/A is shown where the base number of responses is less than 10 during the period. % is calculated as Quantity/Base number\*100

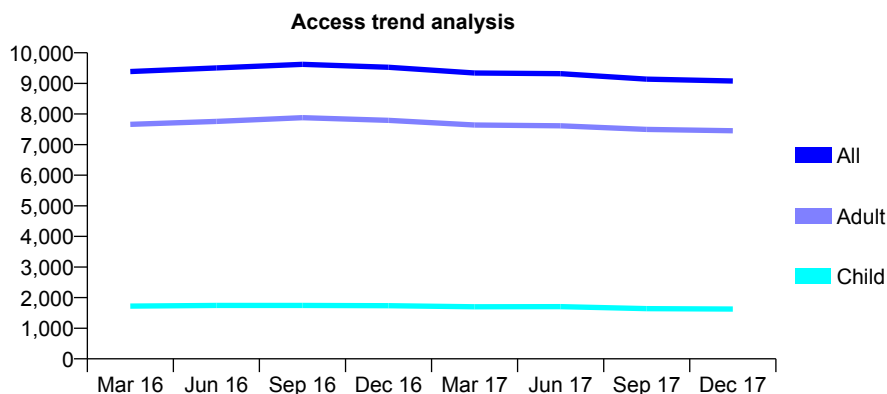
## Q44 - Vital Signs At a Glance Contract Report for 725382/0002 - December 2017

Name or company name	Museum Street Dental Practice
Contract type name	GDS Contract
Purpose of contract	General
Contract start date	01/04/2006
Contract end date	

17/18 Contracted general activity (UDA)	26,156
Carry forward general activity (UDA)	0
17/18 Contracted orthodontic activity (UOA)	0
Carry forward orthodontic activity (UOA)	0
Baseline contract value	£777,419.11

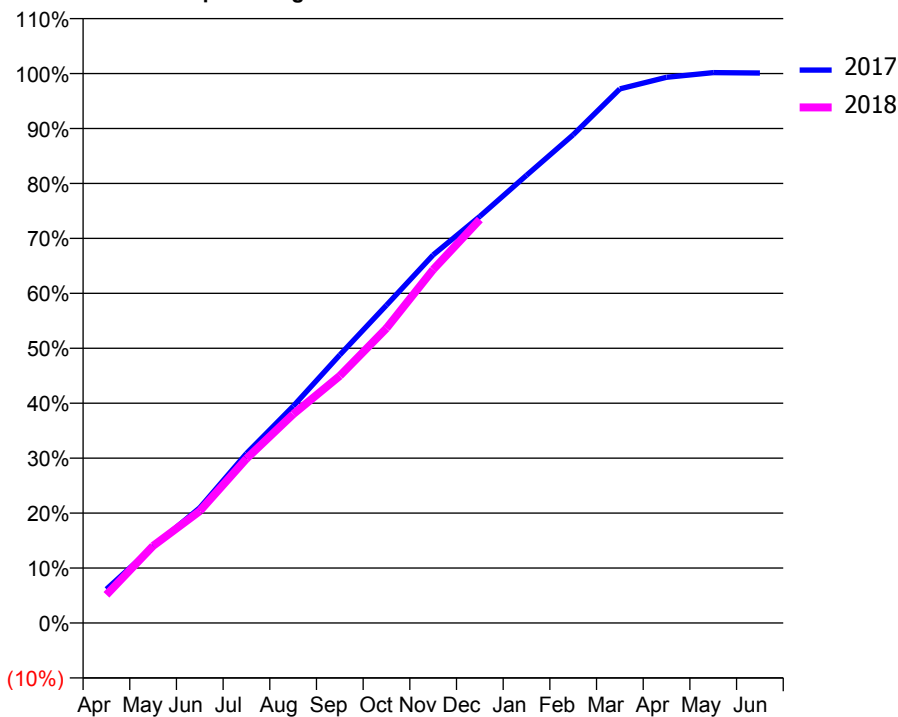
### ACCESS\*

Patients seen in 24 months	Total	Change since previous quarter
Quarter ending December 2016	9,529	
Quarter ending March 2017	9,342	↓
Quarter ending June 2017	9,319	→
Quarter ending September 2017	9,139	↓
Quarter ending December 2017	9,078	→
<b>Variance since December 2016</b>	<b>(4.7%)</b>	<b>↓</b>



### ACTIVITY

Cumulative percentage of contracted UDA delivered 2017 & 2018



### QUALITY

	Quantity	Base Number	Contract	AT	Region	England
% of FP17s for the same patient ID Re-attending within 3 months - Children	134	1,952	6.9%	12.1%	12.9%	12.0%
% of FP17s for the same patient ID Re-attending within 3 months - Adults	1,249	9,142	13.7%	17.0%	16.5%	15.9%
% of FP17s for the same patient ID Re-attending between 3 & 9 months - Children	1,314	1,952	67.3%	57.5%	59.6%	58.0%
% of FP17s for the same patient ID Re-attending between 3 & 9 months - Adults	5,550	9,142	60.7%	51.2%	52.8%	50.5%
% of FP17s for Band 1 Urgent Courses	631	10,678	5.9%	9.6%	9.1%	9.0%
% of FP17s Relating to Free Repair or Replacements	214	10,678	2.0%	1.1%	1.0%	0.8%
% of FP17s Relating to Continuations	189	10,678	1.8%	1.3%	1.2%	1.1%
% of Patients satisfied with the dentistry they have received	14	14	100.0%	92.1%	91.6%	91.5%
% of Patients satisfied with the time they had to wait for an appointment	13	14	92.9%	90.8%	88.3%	87.9%

\* This is based on patients treated on this contract for their most recent course of treatment. Figures in italics indicate the base number of FP17s or Patient Questionnaire responses are less than 100. N/A is shown where the base number of responses is less than 10 during the period. % is calculated as Quantity/Base number\*100



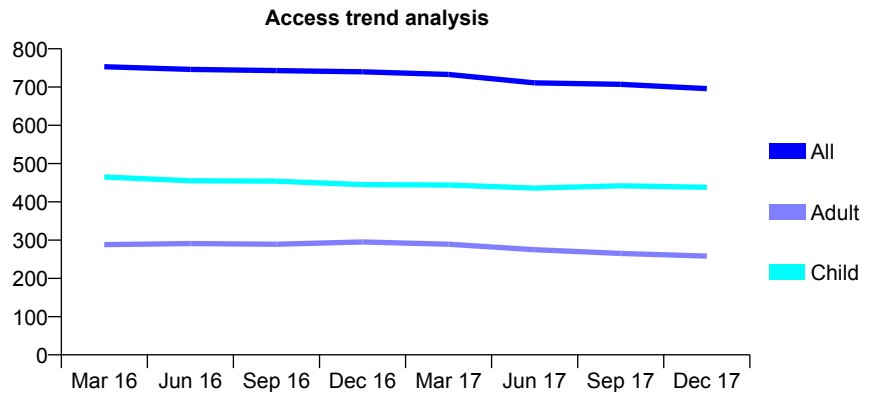
## Q44 - Vital Signs At a Glance Contract Report for 725889/0001 - December 2017

Name or company name	MR GD ROWE
Contract type name	PDS Contract
Purpose of contract	General
Contract start date	01/04/2006
Contract end date	31/03/2025

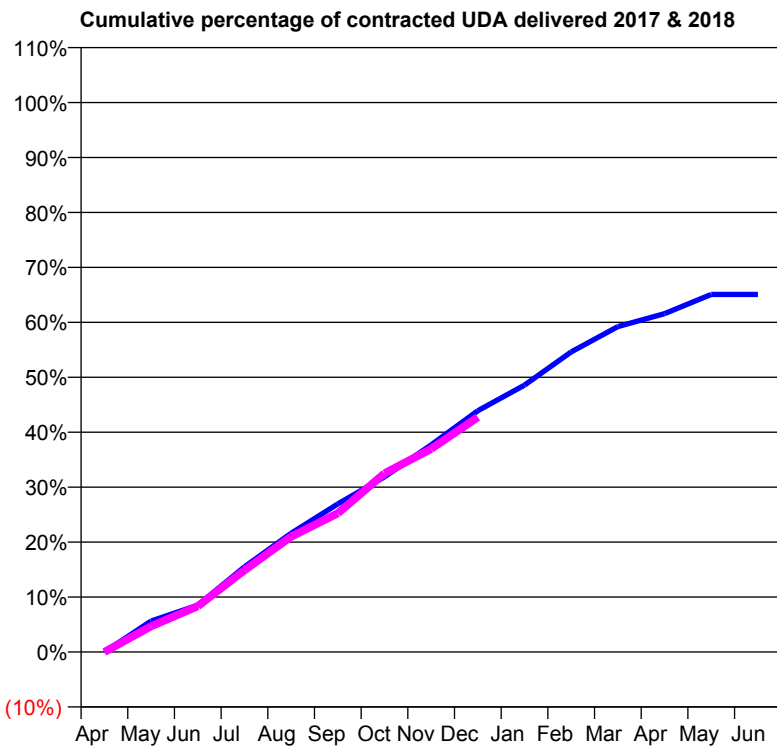
17/18 Contracted general activity (UDA)	2,220
Carry forward general activity (UDA)	0
17/18 Contracted orthodontic activity (UOA)	0
Carry forward orthodontic activity (UOA)	0
Baseline contract value	£47,635.39

### ACCESS\*

Patients seen in 24 months	Total	Change since previous quarter
Quarter ending December 2016	740	
Quarter ending March 2017	733	→
Quarter ending June 2017	711	↓
Quarter ending September 2017	707	→
Quarter ending December 2017	696	↓
<b>Variance since December 2016</b>	<b>(5.9%)</b>	<b>↓</b>



### ACTIVITY



Month	Adjusted Scheduled Activity (UDA)	
	2017	2018
April	0	0
May	125	104
June	190	185
July	344	330
August	480	466
September	598	561
October	708	721
November	837	821
December	975	949
January	1,078	
February	1,212	
March	1,315	
April	1,367	
May	1,444	
June	1,444	

### QUALITY

	Quantity	Base Number	Contract	AT	Region	England
% of FP17s for the same patient ID Re-attending within 3 months - Children	57	458	12.4%	12.1%	12.9%	12.0%
% of FP17s for the same patient ID Re-attending within 3 months - Adults	27	208	13.0%	17.0%	16.5%	15.9%
% of FP17s for the same patient ID Re-attending between 3 & 9 months - Children	235	458	51.3%	57.5%	59.6%	58.0%
% of FP17s for the same patient ID Re-attending between 3 & 9 months - Adults	100	208	48.1%	51.2%	52.8%	50.5%
% of FP17s for Band 1 Urgent Courses	36	581	6.2%	9.6%	9.1%	9.0%
% of FP17s Relating to Free Repair or Replacements	0	581	0.0%	1.1%	1.0%	0.8%
% of FP17s Relating to Continuations	0	581	0.0%	1.3%	1.2%	1.1%
% of Patients satisfied with the dentistry they have received	0	0	N/A	92.1%	91.6%	91.5%
% of Patients satisfied with the time they had to wait for an appointment	0	0	N/A	90.8%	88.3%	87.9%

\* This is based on patients treated on this contract for their most recent course of treatment. Figures in italics indicate the base number of FP17s or Patient Questionnaire responses are less than 100. N/A is shown where the base number of responses is less than 10 during the period. % is calculated as Quantity/Base number\*100

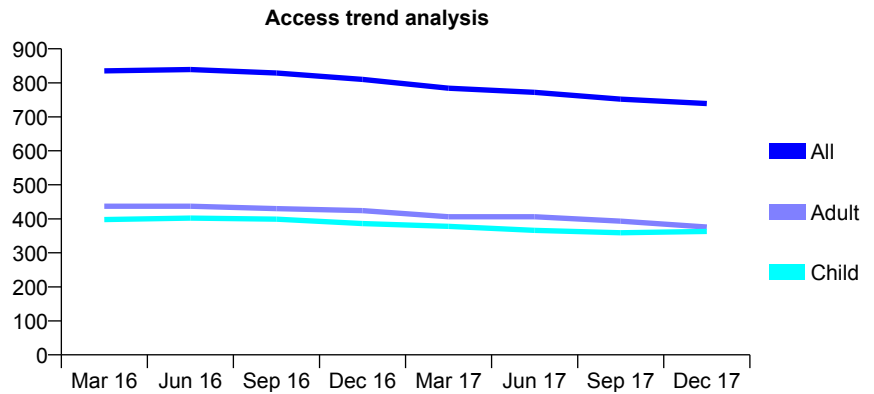
## Q44 - Vital Signs At a Glance Contract Report for 732486/0001 - December 2017

Name or company name	MR D BARCLAY
Contract type name	GDS Contract
Purpose of contract	General
Contract start date	01/04/2006
Contract end date	

17/18 Contracted general activity (UDA)	2,188
Carry forward general activity (UDA)	0
17/18 Contracted orthodontic activity (UOA)	0
Carry forward orthodontic activity (UOA)	0
Baseline contract value	£54,202.46

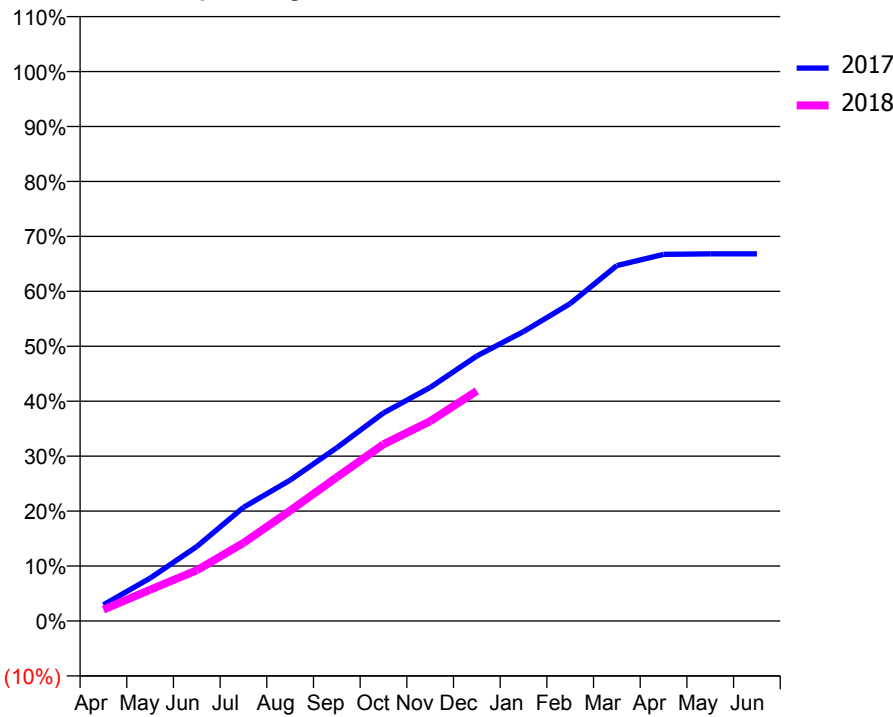
### ACCESS\*

Patients seen in 24 months	Total	Change since previous quarter
Quarter ending December 2016	810	
Quarter ending March 2017	784	↓
Quarter ending June 2017	772	↓
Quarter ending September 2017	752	↓
Quarter ending December 2017	739	↓
<b>Variance since December 2016</b>	<b>(8.8%)</b>	<b>↓</b>



### ACTIVITY

Cumulative percentage of contracted UDA delivered 2017 & 2018



Month	Adjusted Scheduled Activity (UDA)	
	2017	2018
April	65	45
May	171	124
June	296	202
July	452	311
August	561	439
September	690	573
October	828	704
November	930	796
December	1,055	916
January	1,152	
February	1,264	
March	1,415	
April	1,460	
May	1,462	
June	1,462	

### QUALITY

	Quantity	Base Number	Contract	AT	Region	England
% of FP17s for the same patient ID Re-attending within 3 months - Children	30	426	7.0%	12.1%	12.9%	12.0%
% of FP17s for the same patient ID Re-attending within 3 months - Adults	23	253	9.1%	17.0%	16.5%	15.9%
% of FP17s for the same patient ID Re-attending between 3 & 9 months - Children	281	426	66.0%	57.5%	59.6%	58.0%
% of FP17s for the same patient ID Re-attending between 3 & 9 months - Adults	138	253	54.5%	51.2%	52.8%	50.5%
% of FP17s for Band 1 Urgent Courses	21	647	3.2%	9.6%	9.1%	9.0%
% of FP17s Relating to Free Repair or Replacements	0	647	0.0%	1.1%	1.0%	0.8%
% of FP17s Relating to Continuations	0	647	0.0%	1.3%	1.2%	1.1%
% of Patients satisfied with the dentistry they have received	0	0	N/A	92.1%	91.6%	91.5%
% of Patients satisfied with the time they had to wait for an appointment	0	0	N/A	90.8%	88.3%	87.9%

\* This is based on patients treated on this contract for their most recent course of treatment. Figures in italics indicate the base number of FP17s or Patient Questionnaire responses are less than 100. N/A is shown where the base number of responses is less than 10 during the period. % is calculated as Quantity/Base number\*100

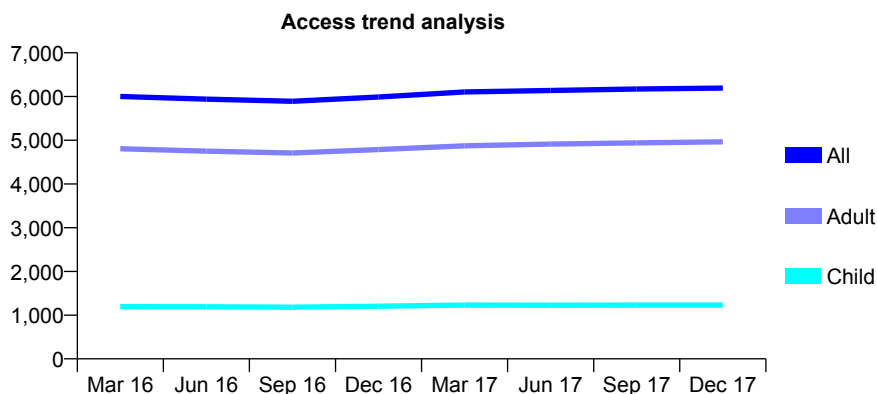
## Q44 - Vital Signs At a Glance Contract Report for 733032/0001 - December 2017

Name or company name	MR DP REEVES
Contract type name	GDS Contract
Purpose of contract	General
Contract start date	01/04/2006
Contract end date	

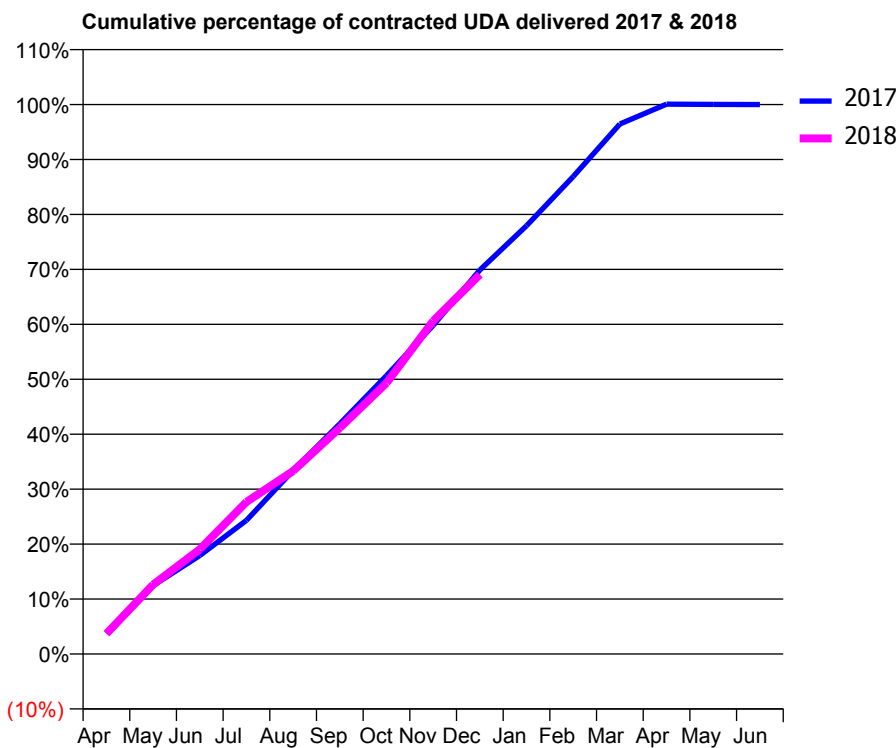
17/18 Contracted general activity (UDA)	16,536
Carry forward general activity (UDA)	0
17/18 Contracted orthodontic activity (UOA)	0
Carry forward orthodontic activity (UOA)	0
Baseline contract value	£514,100.70

### ACCESS\*

Patients seen in 24 months	Total	Change since previous quarter
Quarter ending December 2016	5,989	
Quarter ending March 2017	6,105	→
Quarter ending June 2017	6,139	→
Quarter ending September 2017	6,171	→
Quarter ending December 2017	6,194	→
<b>Variance since December 2016</b>	<b>3.4%</b>	<b>↑</b>



### ACTIVITY



Month	Adjusted Scheduled Activity (UDA)	
	2017	2018
April	630	613
May	2,064	2,089
June	2,967	3,151
July	4,029	4,578
August	5,533	5,508
September	6,938	6,803
October	8,389	8,155
November	9,905	10,023
December	11,573	11,419
January	12,905	
February	14,389	
March	15,971	
April	16,572	
May	16,562	
June	16,560	

### QUALITY

	Quantity	Base Number	Contract	AT	Region	England
% of FP17s for the same patient ID Re-attending within 3 months - Children	84	1,355	6.2%	12.1%	12.9%	12.0%
% of FP17s for the same patient ID Re-attending within 3 months - Adults	564	5,123	11.0%	17.0%	16.5%	15.9%
% of FP17s for the same patient ID Re-attending between 3 & 9 months - Children	822	1,355	60.7%	57.5%	59.6%	58.0%
% of FP17s for the same patient ID Re-attending between 3 & 9 months - Adults	3,109	5,123	60.7%	51.2%	52.8%	50.5%
% of FP17s for Band 1 Urgent Courses	99	6,158	1.6%	9.6%	9.1%	9.0%
% of FP17s Relating to Free Repair or Replacements	65	6,158	1.1%	1.1%	1.0%	0.8%
% of FP17s Relating to Continuations	63	6,158	1.0%	1.3%	1.2%	1.1%
% of Patients satisfied with the dentistry they have received	7	10	70.0%	92.1%	91.6%	91.5%
% of Patients satisfied with the time they had to wait for an appointment	9	10	90.0%	90.8%	88.3%	87.9%

\* This is based on patients treated on this contract for their most recent course of treatment. Figures in italics indicate the base number of FP17s or Patient Questionnaire responses are less than 100. N/A is shown where the base number of responses is less than 10 during the period. % is calculated as Quantity/Base number\*100

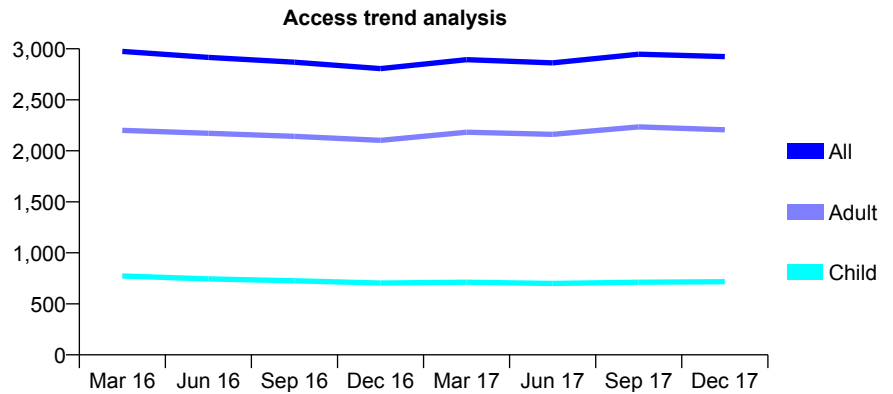
## Q44 - Vital Signs At a Glance Contract Report for 739634/0001 - December 2017

Name or company name	MISS KB RAW
Contract type name	GDS Contract
Purpose of contract	General
Contract start date	01/04/2006
Contract end date	

17/18 Contracted general activity (UDA)	10,500
Carry forward general activity (UDA)	0
17/18 Contracted orthodontic activity (UOA)	0
Carry forward orthodontic activity (UOA)	0
Baseline contract value	£250,406.76

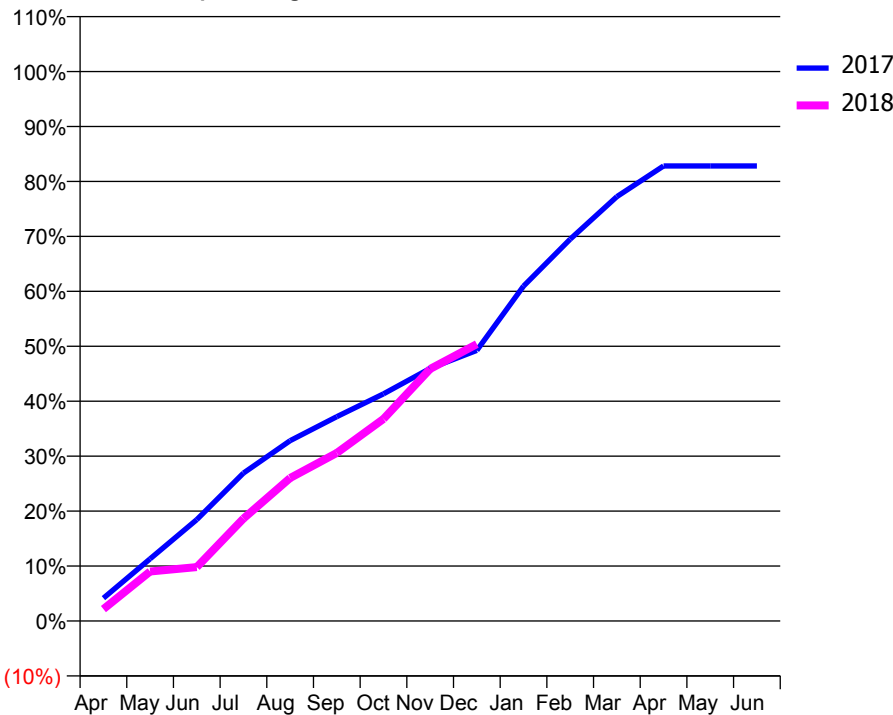
### ACCESS\*

Patients seen in 24 months	Total	Change since previous quarter
Quarter ending December 2016	2,806	
Quarter ending March 2017	2,894	↑
Quarter ending June 2017	2,862	↓
Quarter ending September 2017	2,947	↑
Quarter ending December 2017	2,923	→
<b>Variance since December 2016</b>	<b>4.2%</b>	<b>↑</b>



### ACTIVITY

Cumulative percentage of contracted UDA delivered 2017 & 2018



Month	Adjusted Scheduled Activity (UDA)	
	2017	2018
April	436	228
May	1,188	948
June	1,937	1,030
July	2,827	1,957
August	3,445	2,732
September	3,905	3,211
October	4,340	3,862
November	4,826	4,816
December	5,171	5,291
January	6,399	
February	7,296	
March	8,108	
April	8,696	
May	8,696	
June	8,696	

### QUALITY

	Quantity	Base Number	Contract	AT	Region	England
% of FP17s for the same patient ID Re-attending within 3 months - Children	44	732	6.0%	12.1%	12.9%	12.0%
% of FP17s for the same patient ID Re-attending within 3 months - Adults	273	2,123	12.9%	17.0%	16.5%	15.9%
% of FP17s for the same patient ID Re-attending between 3 & 9 months - Children	448	732	61.2%	57.5%	59.6%	58.0%
% of FP17s for the same patient ID Re-attending between 3 & 9 months - Adults	1,117	2,123	52.6%	51.2%	52.8%	50.5%
% of FP17s for Band 1 Urgent Courses	348	2,685	13.0%	9.6%	9.1%	9.0%
% of FP17s Relating to Free Repair or Replacements	37	2,685	1.4%	1.1%	1.0%	0.8%
% of FP17s Relating to Continuations	0	2,685	0.0%	1.3%	1.2%	1.1%
% of Patients satisfied with the dentistry they have received	18	19	94.7%	92.1%	91.6%	91.5%
% of Patients satisfied with the time they had to wait for an appointment	18	19	94.7%	90.8%	88.3%	87.9%

\* This is based on patients treated on this contract for their most recent course of treatment. Figures in italics indicate the base number of FP17s or Patient Questionnaire responses are less than 100. N/A is shown where the base number of responses is less than 10 during the period. % is calculated as Quantity/Base number\*100

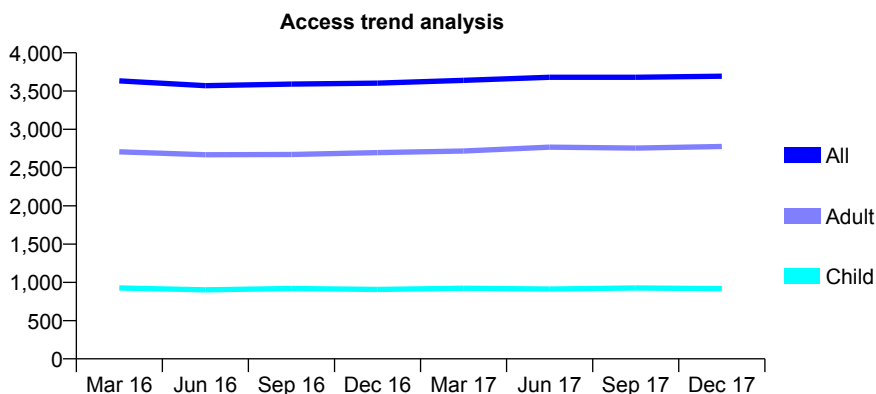
## Q44 - Vital Signs At a Glance Contract Report for 742953/0001 - December 2017

Name or company name	MRS CE ROBERTS
Contract type name	GDS Contract
Purpose of contract	General
Contract start date	01/04/2006
Contract end date	

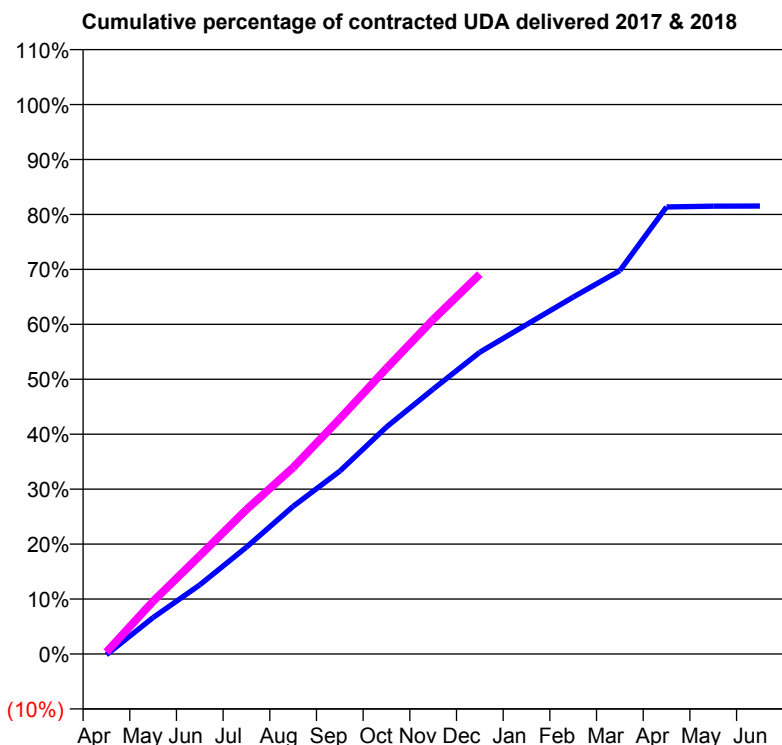
17/18 Contracted general activity (UDA)	12,000
Carry forward general activity (UDA)	0
17/18 Contracted orthodontic activity (UOA)	0
Carry forward orthodontic activity (UOA)	0
Baseline contract value	£286,939.45

### ACCESS\*

Patients seen in 24 months	Total	Change since previous quarter
Quarter ending December 2016	3,604	
Quarter ending March 2017	3,640	→
Quarter ending June 2017	3,680	→
Quarter ending September 2017	3,681	→
Quarter ending December 2017	3,694	→
<b>Variance since December 2016</b>	<b>2.5%</b>	<b>↑</b>



### ACTIVITY



Month	Adjusted Scheduled Activity (UDA)	
	2017	2018
April	-19	41
May	797	1,151
June	1,510	2,148
July	2,335	3,154
August	3,224	4,074
September	3,995	5,140
October	4,957	6,238
November	5,784	7,304
December	6,590	8,296
January	7,194	
February	7,794	
March	8,374	
April	9,762	
May	9,781	
June	9,783	

### QUALITY

	Quantity	Base Number	Contract	AT	Region	England
% of FP17s for the same patient ID Re-attending within 3 months - Children	258	1,427	18.1%	12.1%	12.9%	12.0%
% of FP17s for the same patient ID Re-attending within 3 months - Adults	692	3,683	18.8%	17.0%	16.5%	15.9%
% of FP17s for the same patient ID Re-attending between 3 & 9 months - Children	852	1,427	59.7%	57.5%	59.6%	58.0%
% of FP17s for the same patient ID Re-attending between 3 & 9 months - Adults	2,138	3,683	58.1%	51.2%	52.8%	50.5%
% of FP17s for Band 1 Urgent Courses	319	4,424	7.2%	9.6%	9.1%	9.0%
% of FP17s Relating to Free Repair or Replacements	93	4,424	2.1%	1.1%	1.0%	0.8%
% of FP17s Relating to Continuations	33	4,424	0.7%	1.3%	1.2%	1.1%
% of Patients satisfied with the dentistry they have received	3	3	N/A	92.1%	91.6%	91.5%
% of Patients satisfied with the time they had to wait for an appointment	3	3	N/A	90.8%	88.3%	87.9%

\* This is based on patients treated on this contract for their most recent course of treatment. Figures in italics indicate the base number of FP17s or Patient Questionnaire responses are less than 100. N/A is shown where the base number of responses is less than 10 during the period. % is calculated as Quantity/Base number\*100

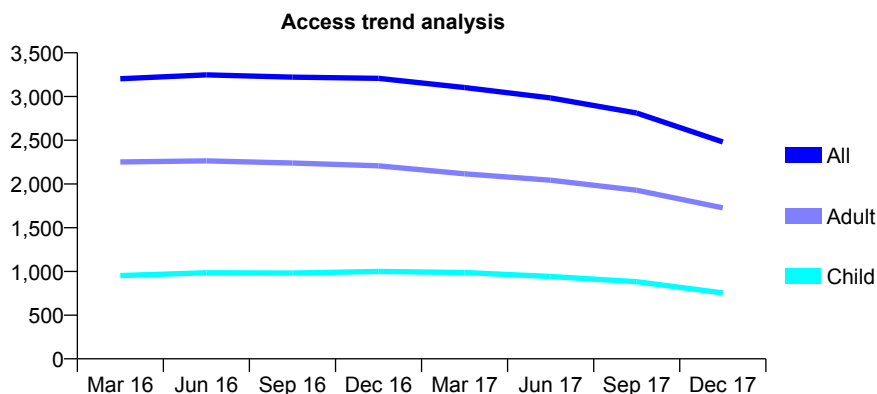
## Q44 - Vital Signs At a Glance Contract Report for 745235/0001 - December 2017

Name or company name	MR ML GIBSON
Contract type name	GDS Contract
Purpose of contract	General
Contract start date	01/04/2006
Contract end date	

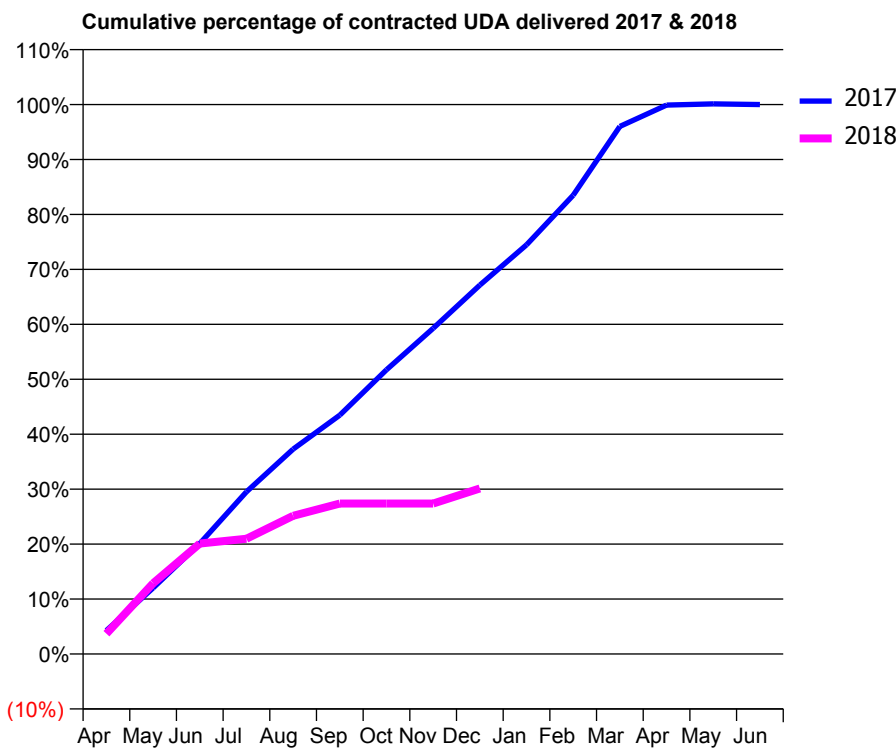
17/18 Contracted general activity (UDA)	7,274
Carry forward general activity (UDA)	0
17/18 Contracted orthodontic activity (UOA)	0
Carry forward orthodontic activity (UOA)	0
Baseline contract value	£225,508.29

### ACCESS\*

Patients seen in 24 months	Total	Change since previous quarter
Quarter ending December 2016	3,208	
Quarter ending March 2017	3,103	↓
Quarter ending June 2017	2,984	↓
Quarter ending September 2017	2,811	↓
Quarter ending December 2017	2,481	↓
<b>Variance since December 2016</b>	<b>(22.7%)</b>	<b>↓</b>



### ACTIVITY



Month	Adjusted Scheduled Activity (UDA)	
	2017	2018
April	403	268
May	1,130	937
June	1,892	1,463
July	2,778	1,526
August	3,509	1,830
September	4,090	1,991
October	4,867	1,991
November	5,577	1,991
December	6,316	2,191
January	7,005	
February	7,854	
March	9,033	
April	9,399	
May	9,419	
June	9,408	

### QUALITY

	Quantity	Base Number	Contract	AT	Region	England
% of FP17s for the same patient ID Re-attending within 3 months - Children	30	339	8.8%	12.1%	12.9%	12.0%
% of FP17s for the same patient ID Re-attending within 3 months - Adults	160	866	18.5%	17.0%	16.5%	15.9%
% of FP17s for the same patient ID Re-attending between 3 & 9 months - Children	148	339	43.7%	57.5%	59.6%	58.0%
% of FP17s for the same patient ID Re-attending between 3 & 9 months - Adults	372	866	43.0%	51.2%	52.8%	50.5%
% of FP17s for Band 1 Urgent Courses	263	1,039	25.3%	9.6%	9.1%	9.0%
% of FP17s Relating to Free Repair or Replacements	2	1,039	0.2%	1.1%	1.0%	0.8%
% of FP17s Relating to Continuations	13	1,039	1.3%	1.3%	1.2%	1.1%
% of Patients satisfied with the dentistry they have received	0	0	N/A	92.1%	91.6%	91.5%
% of Patients satisfied with the time they had to wait for an appointment	0	0	N/A	90.8%	88.3%	87.9%

\* This is based on patients treated on this contract for their most recent course of treatment. Figures in italics indicate the base number of FP17s or Patient Questionnaire responses are less than 100. N/A is shown where the base number of responses is less than 10 during the period. % is calculated as Quantity/Base number\*100

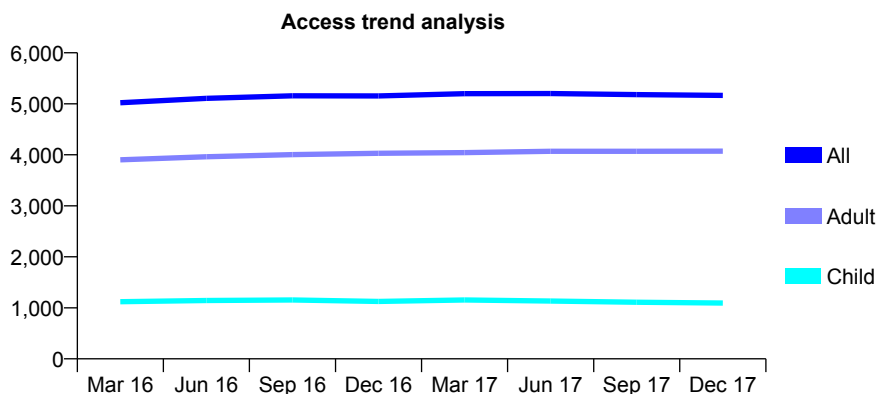
## Q44 - Vital Signs At a Glance Contract Report for 746266/0001 - December 2017

Name or company name	MR JK EVANS
Contract type name	GDS Contract
Purpose of contract	General
Contract start date	01/04/2006
Contract end date	

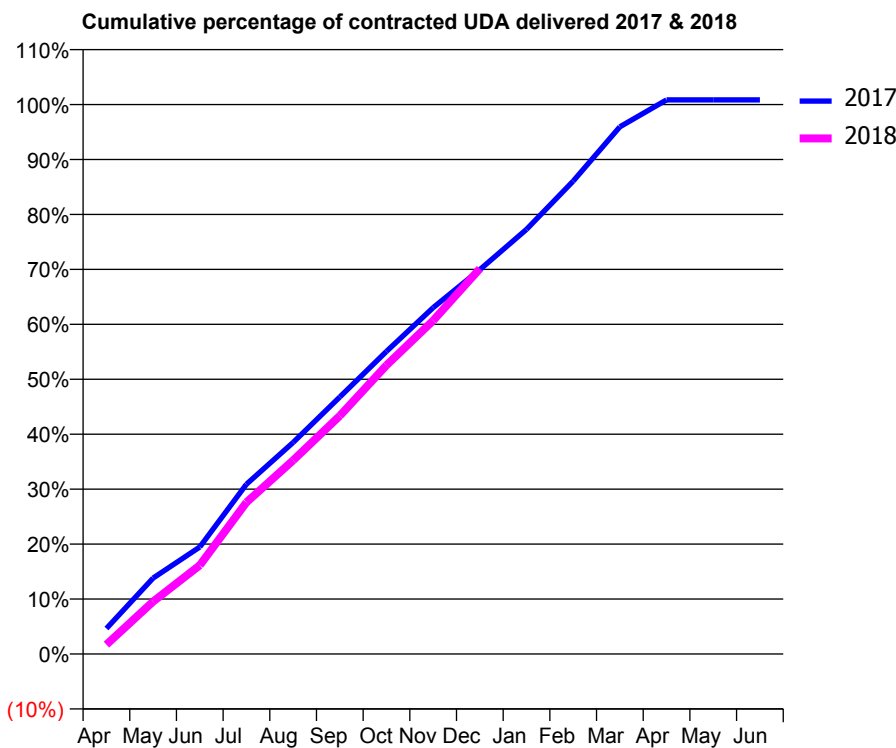
17/18 Contracted general activity (UDA)	15,264
Carry forward general activity (UDA)	0
17/18 Contracted orthodontic activity (UOA)	0
Carry forward orthodontic activity (UOA)	0
Baseline contract value	£468,032.51

### ACCESS\*

Patients seen in 24 months	Total	Change since previous quarter
Quarter ending December 2016	5,155	
Quarter ending March 2017	5,198	→
Quarter ending June 2017	5,201	→
Quarter ending September 2017	5,180	→
Quarter ending December 2017	5,166	→
<b>Variance since December 2016</b>	<b>0.2%</b>	<b>→</b>



### ACTIVITY



Month	Adjusted Scheduled Activity (UDA)	
	2017	2018
April	709	260
May	2,111	1,456
June	2,972	2,465
July	4,719	4,212
August	5,878	5,381
September	7,140	6,619
October	8,407	8,023
November	9,621	9,264
December	10,676	10,703
January	11,794	
February	13,138	
March	14,643	
April	15,392	
May	15,394	
June	15,394	

### QUALITY

	Quantity	Base Number	Contract	AT	Region	England
% of FP17s for the same patient ID Re-attending within 3 months - Children	100	1,137	8.8%	12.1%	12.9%	12.0%
% of FP17s for the same patient ID Re-attending within 3 months - Adults	858	4,554	18.8%	17.0%	16.5%	15.9%
% of FP17s for the same patient ID Re-attending between 3 & 9 months - Children	606	1,137	53.3%	57.5%	59.6%	58.0%
% of FP17s for the same patient ID Re-attending between 3 & 9 months - Adults	2,288	4,554	50.2%	51.2%	52.8%	50.5%
% of FP17s for Band 1 Urgent Courses	705	5,347	13.2%	9.6%	9.1%	9.0%
% of FP17s Relating to Free Repair or Replacements	41	5,347	0.8%	1.1%	1.0%	0.8%
% of FP17s Relating to Continuations	128	5,347	2.4%	1.3%	1.2%	1.1%
% of Patients satisfied with the dentistry they have received	8	10	80.0%	92.1%	91.6%	91.5%
% of Patients satisfied with the time they had to wait for an appointment	8	10	80.0%	90.8%	88.3%	87.9%

\* This is based on patients treated on this contract for their most recent course of treatment. Figures in italics indicate the base number of FP17s or Patient Questionnaire responses are less than 100. N/A is shown where the base number of responses is less than 10 during the period. % is calculated as Quantity/Base number\*100

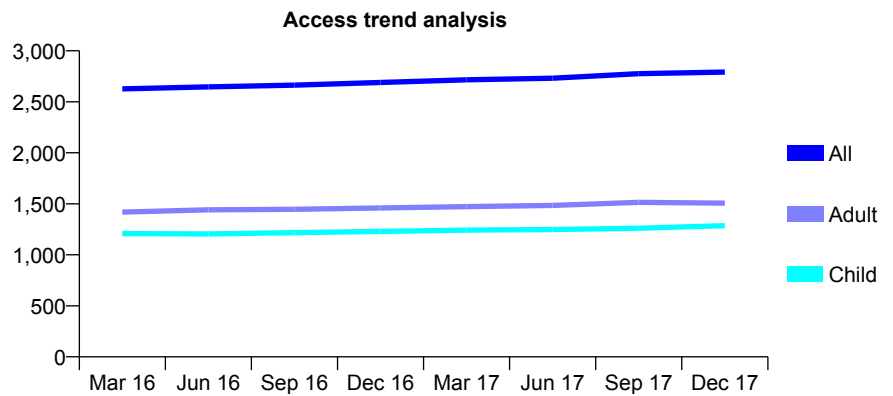
## Q44 - Vital Signs At a Glance Contract Report for 746495/0001 - December 2017

Name or company name	MR RS HANDLEY
Contract type name	GDS Contract
Purpose of contract	General
Contract start date	01/04/2006
Contract end date	

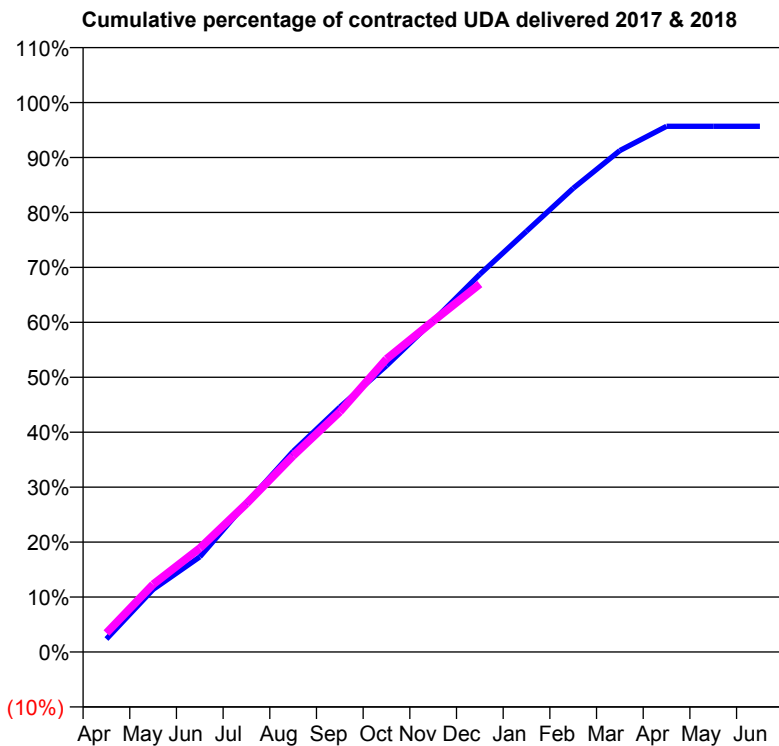
17/18 Contracted general activity (UDA)	6,824
Carry forward general activity (UDA)	0
17/18 Contracted orthodontic activity (UOA)	0
Carry forward orthodontic activity (UOA)	0
Baseline contract value	£181,462.39

### ACCESS\*

Patients seen in 24 months	Total	Change since previous quarter
Quarter ending December 2016	2,689	
Quarter ending March 2017	2,716	→
Quarter ending June 2017	2,732	→
Quarter ending September 2017	2,776	→
Quarter ending December 2017	2,792	→
<b>Variance since December 2016</b>	<b>3.8%</b>	<b>↑</b>



### ACTIVITY



Month	Adjusted Scheduled Activity (UDA)	
	2017	2018
April	161	236
May	778	840
June	1,181	1,290
July	1,850	1,843
August	2,491	2,437
September	3,042	2,983
October	3,556	3,640
November	4,113	4,110
December	4,691	4,570
January	5,225	
February	5,759	
March	6,227	
April	6,529	
May	6,529	
June	6,529	

### QUALITY

	Quantity	Base Number	Contract	AT	Region	England
% of FP17s for the same patient ID Re-attending within 3 months - Children	133	1,652	8.1%	12.1%	12.9%	12.0%
% of FP17s for the same patient ID Re-attending within 3 months - Adults	208	1,719	12.1%	17.0%	16.5%	15.9%
% of FP17s for the same patient ID Re-attending between 3 & 9 months - Children	1,144	1,652	69.2%	57.5%	59.6%	58.0%
% of FP17s for the same patient ID Re-attending between 3 & 9 months - Adults	1,114	1,719	64.8%	51.2%	52.8%	50.5%
% of FP17s for Band 1 Urgent Courses	193	3,158	6.1%	9.6%	9.1%	9.0%
% of FP17s Relating to Free Repair or Replacements	22	3,158	0.7%	1.1%	1.0%	0.8%
% of FP17s Relating to Continuations	16	3,158	0.5%	1.3%	1.2%	1.1%
% of Patients satisfied with the dentistry they have received	7	7	N/A	92.1%	91.6%	91.5%
% of Patients satisfied with the time they had to wait for an appointment	7	7	N/A	90.8%	88.3%	87.9%

\* This is based on patients treated on this contract for their most recent course of treatment. Figures in italics indicate the base number of FP17s or Patient Questionnaire responses are less than 100. N/A is shown where the base number of responses is less than 10 during the period. % is calculated as Quantity/Base number\*100



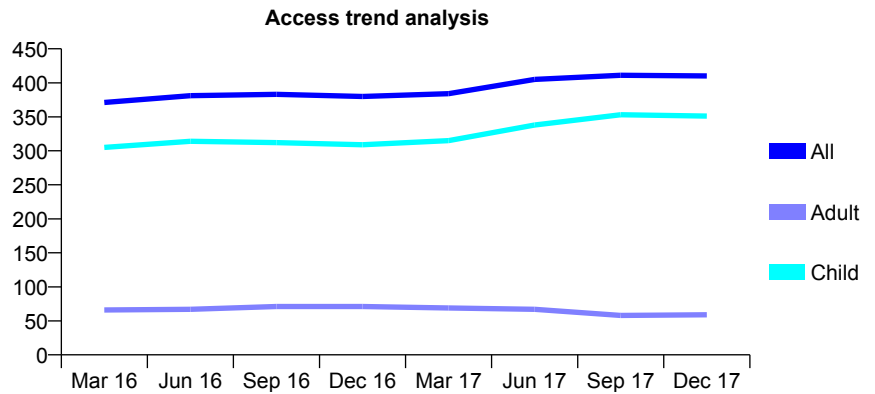
## Q44 - Vital Signs At a Glance Contract Report for 751561/0001 - December 2017

Name or company name	MR AA SHAH
Contract type name	GDS Contract
Purpose of contract	General
Contract start date	01/07/2006
Contract end date	

17/18 Contracted general activity (UDA)	800
Carry forward general activity (UDA)	0
17/18 Contracted orthodontic activity (UOA)	0
Carry forward orthodontic activity (UOA)	0
Baseline contract value	£18,162.49

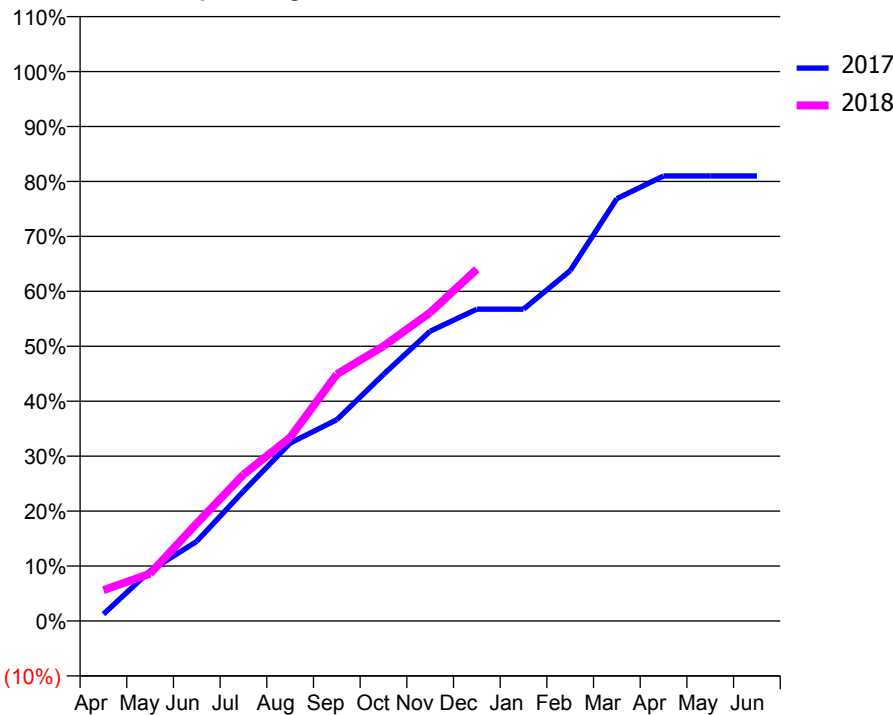
### ACCESS\*

Patients seen in 24 months	Total	Change since previous quarter
Quarter ending December 2016	380	
Quarter ending March 2017	384	→
Quarter ending June 2017	405	↑
Quarter ending September 2017	411	→
Quarter ending December 2017	410	→
<b>Variance since December 2016</b>	<b>7.9%</b>	<b>↑</b>



### ACTIVITY

Cumulative percentage of contracted UDA delivered 2017 & 2018



Month	Adjusted Scheduled Activity (UDA)	
	2017	2018
April	10	45
May	73	69
June	116	142
July	189	213
August	259	267
September	293	359
October	359	400
November	422	449
December	454	512
January	454	
February	510	
March	615	
April	648	
May	648	
June	648	

### QUALITY

	Quantity	Base Number	Contract	AT	Region	England
% of FP17s for the same patient ID Re-attending within 3 months - Children	20	397	5.0%	12.1%	12.9%	12.0%
% of FP17s for the same patient ID Re-attending within 3 months - Adults	0	17	0.0%	17.0%	16.5%	15.9%
% of FP17s for the same patient ID Re-attending between 3 & 9 months - Children	250	397	63.0%	57.5%	59.6%	58.0%
% of FP17s for the same patient ID Re-attending between 3 & 9 months - Adults	9	17	52.9%	51.2%	52.8%	50.5%
% of FP17s for Band 1 Urgent Courses	1	389	0.3%	9.6%	9.1%	9.0%
% of FP17s Relating to Free Repair or Replacements	0	389	0.0%	1.1%	1.0%	0.8%
% of FP17s Relating to Continuations	0	389	0.0%	1.3%	1.2%	1.1%
% of Patients satisfied with the dentistry they have received	0	0	N/A	92.1%	91.6%	91.5%
% of Patients satisfied with the time they had to wait for an appointment	0	0	N/A	90.8%	88.3%	87.9%

\* This is based on patients treated on this contract for their most recent course of treatment. Figures in italics indicate the base number of FP17s or Patient Questionnaire responses are less than 100. N/A is shown where the base number of responses is less than 10 during the period. % is calculated as Quantity/Base number\*100

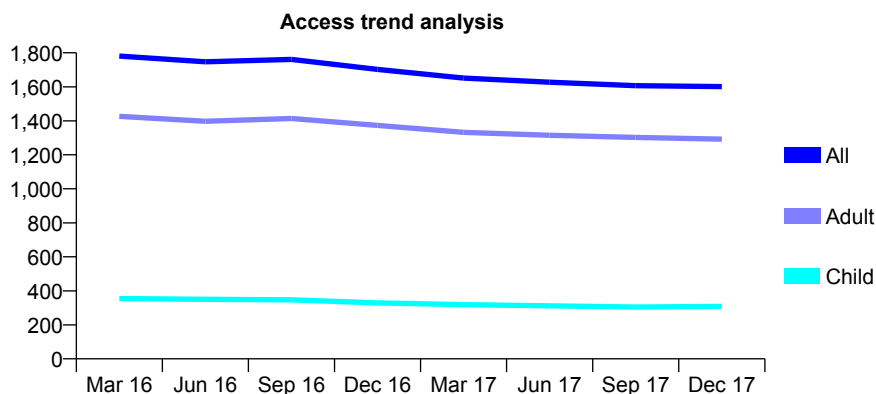
## Q44 - Vital Signs At a Glance Contract Report for 762261/0001 - December 2017

Name or company name	MR A ASHTAB
Contract type name	GDS Contract
Purpose of contract	General
Contract start date	01/04/2006
Contract end date	

17/18 Contracted general activity (UDA)	5,520
Carry forward general activity (UDA)	0
17/18 Contracted orthodontic activity (UOA)	0
Carry forward orthodontic activity (UOA)	0
Baseline contract value	£137,612.50

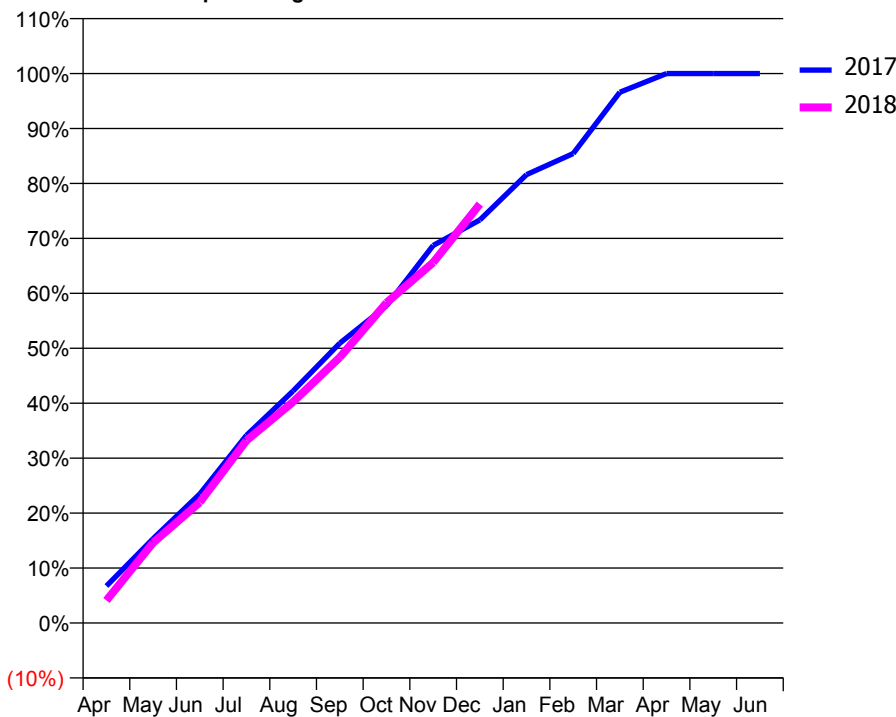
### ACCESS\*

Patients seen in 24 months	Total	Change since previous quarter
Quarter ending December 2016	1,702	
Quarter ending March 2017	1,651	↓
Quarter ending June 2017	1,627	↓
Quarter ending September 2017	1,607	↓
Quarter ending December 2017	1,601	→
<b>Variance since December 2016</b>	<b>(5.9%)</b>	<b>↓</b>



### ACTIVITY

Cumulative percentage of contracted UDA delivered 2017 & 2018



Month	Adjusted Scheduled Activity (UDA)	
	2017	2018
April	375	226
May	855	807
June	1,307	1,213
July	1,901	1,833
August	2,352	2,221
September	2,835	2,670
October	3,214	3,217
November	3,825	3,621
December	4,083	4,208
January	4,544	
February	4,756	
March	5,378	
April	5,568	
May	5,568	
June	5,568	

### QUALITY

	Quantity	Base Number	Contract	AT	Region	England
% of FP17s for the same patient ID Re-attending within 3 months - Children	39	378	10.3%	12.1%	12.9%	12.0%
% of FP17s for the same patient ID Re-attending within 3 months - Adults	361	1,636	22.1%	17.0%	16.5%	15.9%
% of FP17s for the same patient ID Re-attending between 3 & 9 months - Children	239	378	63.2%	57.5%	59.6%	58.0%
% of FP17s for the same patient ID Re-attending between 3 & 9 months - Adults	804	1,636	49.1%	51.2%	52.8%	50.5%
% of FP17s for Band 1 Urgent Courses	166	1,939	8.6%	9.6%	9.1%	9.0%
% of FP17s Relating to Free Repair or Replacements	21	1,939	1.1%	1.1%	1.0%	0.8%
% of FP17s Relating to Continuations	30	1,939	1.5%	1.3%	1.2%	1.1%
% of Patients satisfied with the dentistry they have received	6	6	N/A	92.1%	91.6%	91.5%
% of Patients satisfied with the time they had to wait for an appointment	6	6	N/A	90.8%	88.3%	87.9%

\* This is based on patients treated on this contract for their most recent course of treatment. Figures in italics indicate the base number of FP17s or Patient Questionnaire responses are less than 100. N/A is shown where the base number of responses is less than 10 during the period. % is calculated as Quantity/Base number\*100

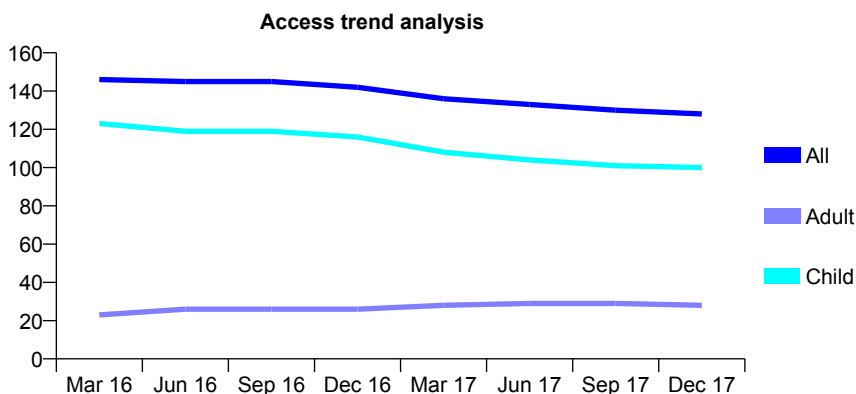
## Q44 - Vital Signs At a Glance Contract Report for 766259/0001 - December 2017

Name or company name	MRS A STRETTON
Contract type name	GDS Contract
Purpose of contract	General
Contract start date	19/11/2010
Contract end date	

17/18 Contracted general activity (UDA)	781
Carry forward general activity (UDA)	0
17/18 Contracted orthodontic activity (UOA)	0
Carry forward orthodontic activity (UOA)	0
Baseline contract value	£18,398.83

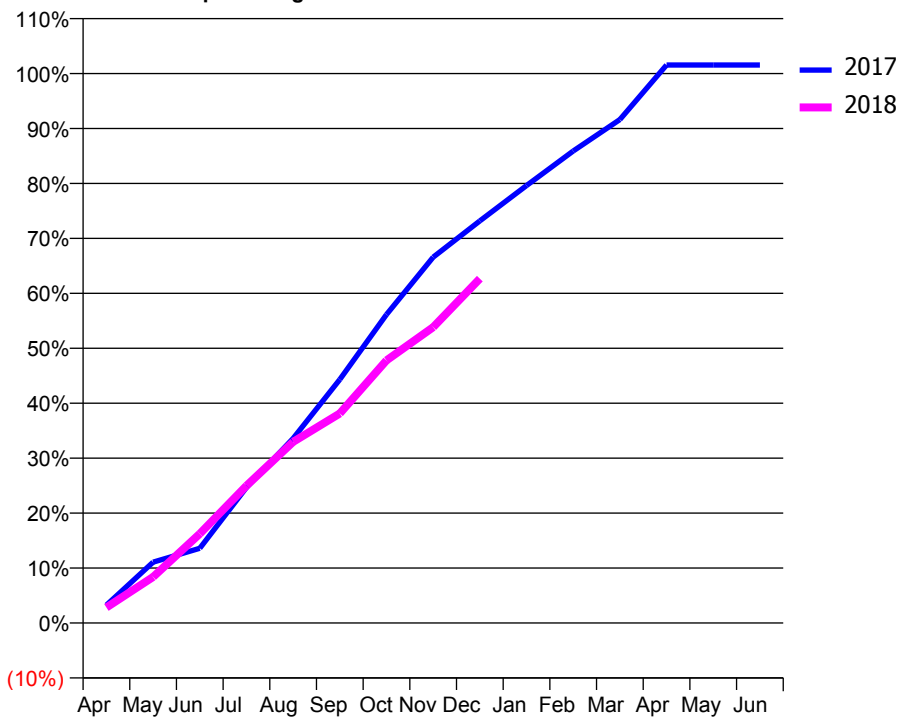
### ACCESS\*

Patients seen in 24 months	Total	Change since previous quarter
Quarter ending December 2016	142	
Quarter ending March 2017	136	↓
Quarter ending June 2017	133	↓
Quarter ending September 2017	130	↓
Quarter ending December 2017	128	↓
<b>Variance since December 2016</b>	<b>(9.9%)</b>	<b>↓</b>



### ACTIVITY

**Cumulative percentage of contracted UDA delivered 2017 & 2018**



Month	Adjusted Scheduled Activity (UDA)	
	2017	2018
April	26	22
May	88	65
June	108	127
July	197	195
August	268	257
September	353	298
October	447	373
November	531	420
December	583	489
January	634	
February	685	
March	730	
April	809	
May	809	
June	809	

### QUALITY

	Quantity	Base Number	Contract	AT	Region	England
% of FP17s for the same patient ID Re-attending within 3 months - Children	39	206	18.9%	12.1%	12.9%	12.0%
% of FP17s for the same patient ID Re-attending within 3 months - Adults	14	42	33.3%	17.0%	16.5%	15.9%
% of FP17s for the same patient ID Re-attending between 3 & 9 months - Children	146	206	70.9%	57.5%	59.6%	58.0%
% of FP17s for the same patient ID Re-attending between 3 & 9 months - Adults	26	42	61.9%	51.2%	52.8%	50.5%
% of FP17s for Band 1 Urgent Courses	12	224	5.4%	9.6%	9.1%	9.0%
% of FP17s Relating to Free Repair or Replacements	0	224	0.0%	1.1%	1.0%	0.8%
% of FP17s Relating to Continuations	5	224	2.2%	1.3%	1.2%	1.1%
% of Patients satisfied with the dentistry they have received	0	0	N/A	92.1%	91.6%	91.5%
% of Patients satisfied with the time they had to wait for an appointment	0	0	N/A	90.8%	88.3%	87.9%

\* This is based on patients treated on this contract for their most recent course of treatment. Figures in italics indicate the base number of FP17s or Patient Questionnaire responses are less than 100. N/A is shown where the base number of responses is less than 10 during the period. % is calculated as Quantity/Base number\*100

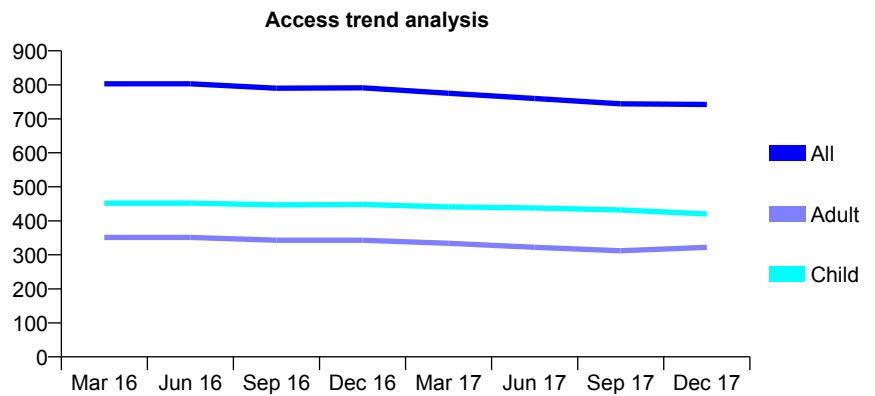
## Q44 - Vital Signs At a Glance Contract Report for 803758/0001 - December 2017

Name or company name	White Friars House Dental Practice
Contract type name	GDS Contract
Purpose of contract	General
Contract start date	01/04/2006
Contract end date	

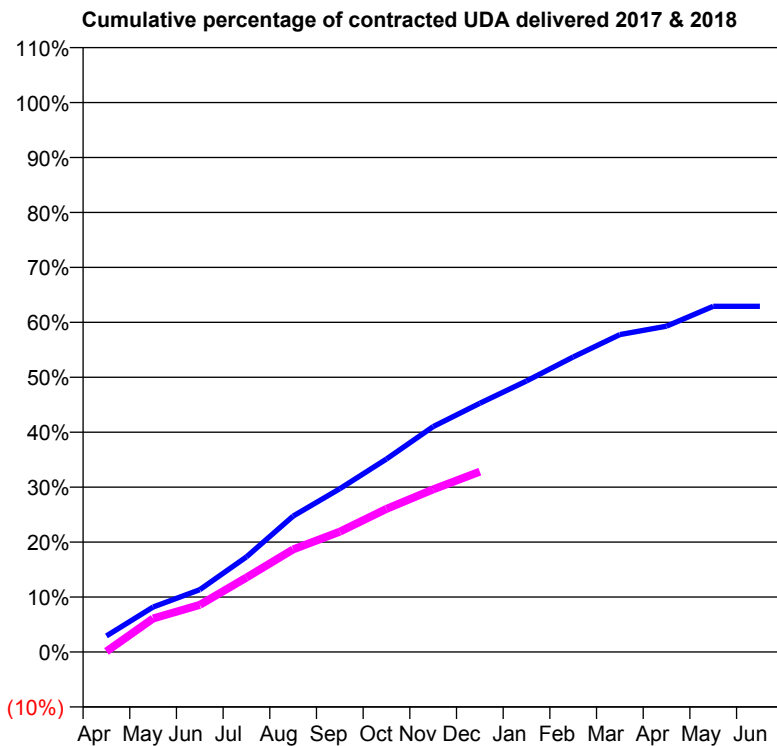
17/18 Contracted general activity (UDA)	3,841
Carry forward general activity (UDA)	0
17/18 Contracted orthodontic activity (UOA)	0
Carry forward orthodontic activity (UOA)	0
Baseline contract value	£78,197.94

### ACCESS\*

Patients seen in 24 months	Total	Change since previous quarter
Quarter ending December 2016	791	
Quarter ending March 2017	775	↓
Quarter ending June 2017	760	↓
Quarter ending September 2017	744	↓
Quarter ending December 2017	742	→
<b>Variance since December 2016</b>	<b>(6.2%)</b>	<b>↓</b>



### ACTIVITY



Month	Adjusted Scheduled Activity (UDA)	
	2017	2018
April	88	4
May	246	234
June	341	330
July	520	521
August	742	717
September	892	841
October	1,054	1,001
November	1,231	1,137
December	1,358	1,261
January	1,479	
February	1,611	
March	1,733	
April	1,779	
May	1,888	
June	1,888	

### QUALITY

	Quantity	Base Number	Contract	AT	Region	England
% of FP17s for the same patient ID Re-attending within 3 months - Children	31	460	6.7%	12.1%	12.9%	12.0%
% of FP17s for the same patient ID Re-attending within 3 months - Adults	42	283	14.8%	17.0%	16.5%	15.9%
% of FP17s for the same patient ID Re-attending between 3 & 9 months - Children	246	460	53.5%	57.5%	59.6%	58.0%
% of FP17s for the same patient ID Re-attending between 3 & 9 months - Adults	122	283	43.1%	51.2%	52.8%	50.5%
% of FP17s for Band 1 Urgent Courses	40	659	6.1%	9.6%	9.1%	9.0%
% of FP17s Relating to Free Repair or Replacements	1	659	0.2%	1.1%	1.0%	0.8%
% of FP17s Relating to Continuations	3	659	0.5%	1.3%	1.2%	1.1%
% of Patients satisfied with the dentistry they have received	1	1	N/A	92.1%	91.6%	91.5%
% of Patients satisfied with the time they had to wait for an appointment	1	1	N/A	90.8%	88.3%	87.9%

\* This is based on patients treated on this contract for their most recent course of treatment. Figures in italics indicate the base number of FP17s or Patient Questionnaire responses are less than 100. N/A is shown where the base number of responses is less than 10 during the period. % is calculated as Quantity/Base number\*100

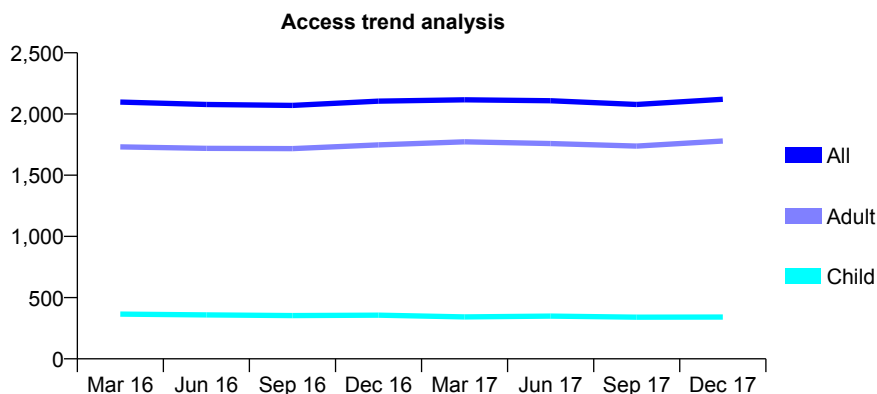
## Q44 - Vital Signs At a Glance Contract Report for 804770/0001 - December 2017

Name or company name	MR GR HALL
Contract type name	GDS Contract
Purpose of contract	General
Contract start date	01/04/2006
Contract end date	

17/18 Contracted general activity (UDA)	7,381
Carry forward general activity (UDA)	0
17/18 Contracted orthodontic activity (UOA)	0
Carry forward orthodontic activity (UOA)	0
Baseline contract value	£182,900.62

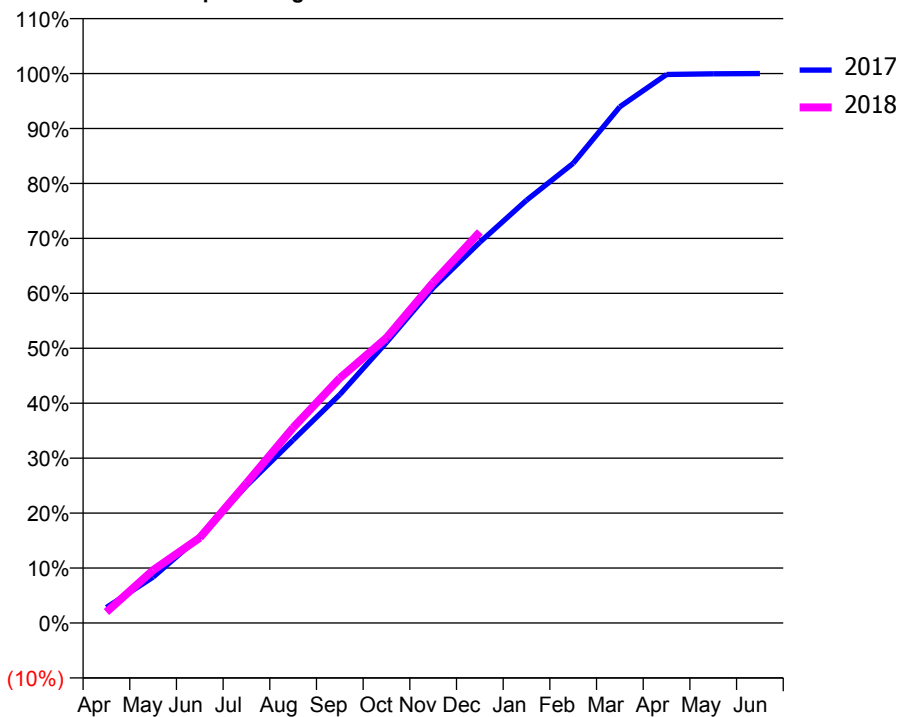
### ACCESS\*

Patients seen in 24 months	Total	Change since previous quarter
Quarter ending December 2016	2,105	
Quarter ending March 2017	2,116	→
Quarter ending June 2017	2,108	→
Quarter ending September 2017	2,078	↓
Quarter ending December 2017	2,120	↑
<b>Variance since December 2016</b>	<b>0.7%</b>	<b>→</b>



### ACTIVITY

**Cumulative percentage of contracted UDA delivered 2017 & 2018**



Month	Adjusted Scheduled Activity (UDA)	
	2017	2018
April	212	148
May	629	710
June	1,184	1,146
July	1,878	1,878
August	2,505	2,624
September	3,128	3,290
October	3,842	3,831
November	4,588	4,574
December	5,211	5,252
January	5,787	
February	6,291	
March	7,066	
April	7,508	
May	7,518	
June	7,521	

### QUALITY

	Quantity	Base Number	Contract	AT	Region	England
% of FP17s for the same patient ID Re-attending within 3 months - Children	11	386	2.8%	12.1%	12.9%	12.0%
% of FP17s for the same patient ID Re-attending within 3 months - Adults	388	2,277	17.0%	17.0%	16.5%	15.9%
% of FP17s for the same patient ID Re-attending between 3 & 9 months - Children	251	386	65.0%	57.5%	59.6%	58.0%
% of FP17s for the same patient ID Re-attending between 3 & 9 months - Adults	1,472	2,277	64.6%	51.2%	52.8%	50.5%
% of FP17s for Band 1 Urgent Courses	42	2,467	1.7%	9.6%	9.1%	9.0%
% of FP17s Relating to Free Repair or Replacements	14	2,467	0.6%	1.1%	1.0%	0.8%
% of FP17s Relating to Continuations	3	2,467	0.1%	1.3%	1.2%	1.1%
% of Patients satisfied with the dentistry they have received	9	11	81.8%	92.1%	91.6%	91.5%
% of Patients satisfied with the time they had to wait for an appointment	10	11	90.9%	90.8%	88.3%	87.9%

\* This is based on patients treated on this contract for their most recent course of treatment. Figures in italics indicate the base number of FP17s or Patient Questionnaire responses are less than 100. N/A is shown where the base number of responses is less than 10 during the period. % is calculated as Quantity/Base number\*100

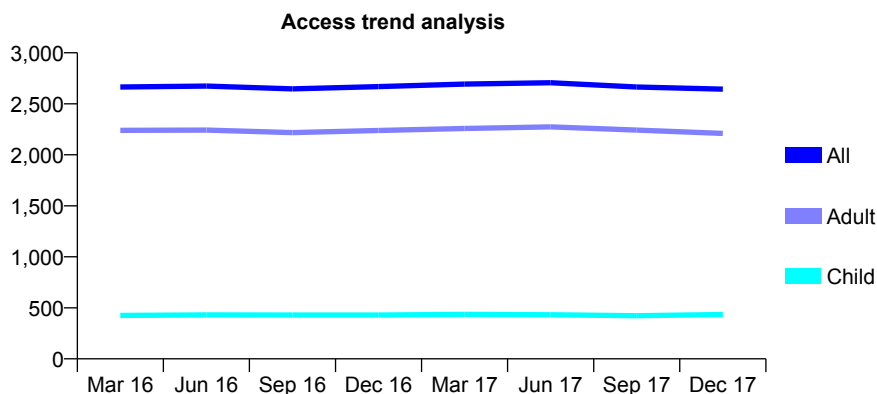
## Q44 - Vital Signs At a Glance Contract Report for 810908/0001 - December 2017

Name or company name	MR TW WOODS
Contract type name	GDS Contract
Purpose of contract	General
Contract start date	01/04/2006
Contract end date	

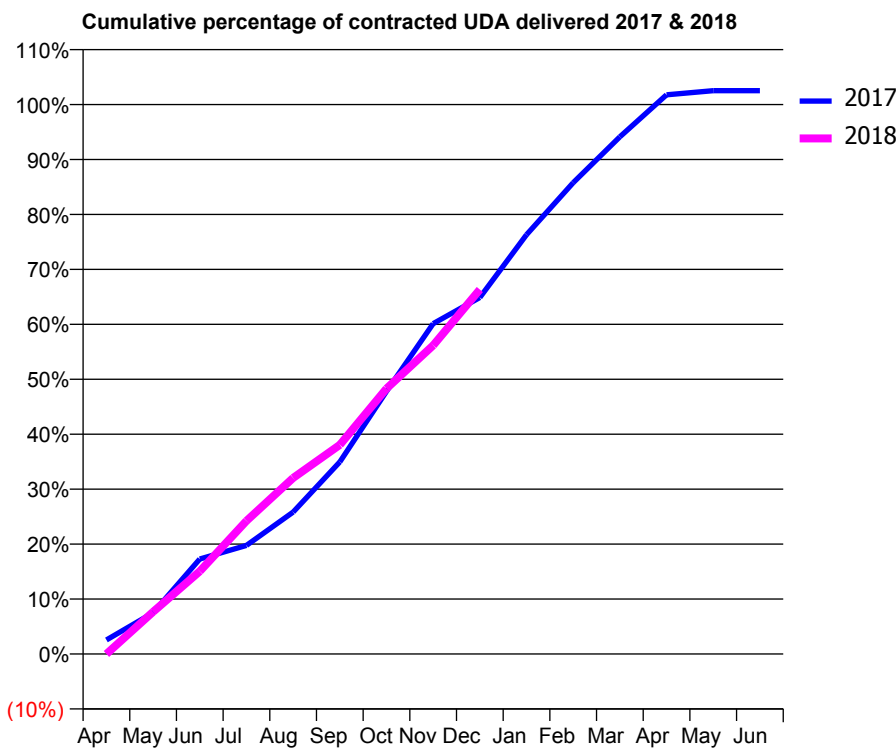
17/18 Contracted general activity (UDA)	7,519
Carry forward general activity (UDA)	0
17/18 Contracted orthodontic activity (UOA)	0
Carry forward orthodontic activity (UOA)	0
Baseline contract value	£187,774.00

### ACCESS\*

Patients seen in 24 months	Total	Change since previous quarter
Quarter ending December 2016	2,668	
Quarter ending March 2017	2,694	→
Quarter ending June 2017	2,706	→
Quarter ending September 2017	2,665	↓
Quarter ending December 2017	2,644	→
<b>Variance since December 2016</b>	<b>(0.9%)</b>	→



### ACTIVITY



Month	Adjusted Scheduled Activity (UDA)	
	2017	2018
April	196	0
May	575	577
June	1,325	1,132
July	1,515	1,822
August	1,982	2,410
September	2,681	2,861
October	3,665	3,631
November	4,610	4,224
December	4,976	4,988
January	5,852	
February	6,578	
March	7,219	
April	7,803	
May	7,862	
June	7,862	

### QUALITY

	Quantity	Base Number	Contract	AT	Region	England
% of FP17s for the same patient ID Re-attending within 3 months - Children	10	379	2.6%	12.1%	12.9%	12.0%
% of FP17s for the same patient ID Re-attending within 3 months - Adults	204	1,967	10.4%	17.0%	16.5%	15.9%
% of FP17s for the same patient ID Re-attending between 3 & 9 months - Children	137	379	36.1%	57.5%	59.6%	58.0%
% of FP17s for the same patient ID Re-attending between 3 & 9 months - Adults	875	1,967	44.5%	51.2%	52.8%	50.5%
% of FP17s for Band 1 Urgent Courses	79	2,065	3.8%	9.6%	9.1%	9.0%
% of FP17s Relating to Free Repair or Replacements	11	2,065	0.5%	1.1%	1.0%	0.8%
% of FP17s Relating to Continuations	18	2,065	0.9%	1.3%	1.2%	1.1%
% of Patients satisfied with the dentistry they have received	6	6	N/A	92.1%	91.6%	91.5%
% of Patients satisfied with the time they had to wait for an appointment	6	6	N/A	90.8%	88.3%	87.9%

\* This is based on patients treated on this contract for their most recent course of treatment. Figures in italics indicate the base number of FP17s or Patient Questionnaire responses are less than 100. N/A is shown where the base number of responses is less than 10 during the period. % is calculated as Quantity/Base number\*100

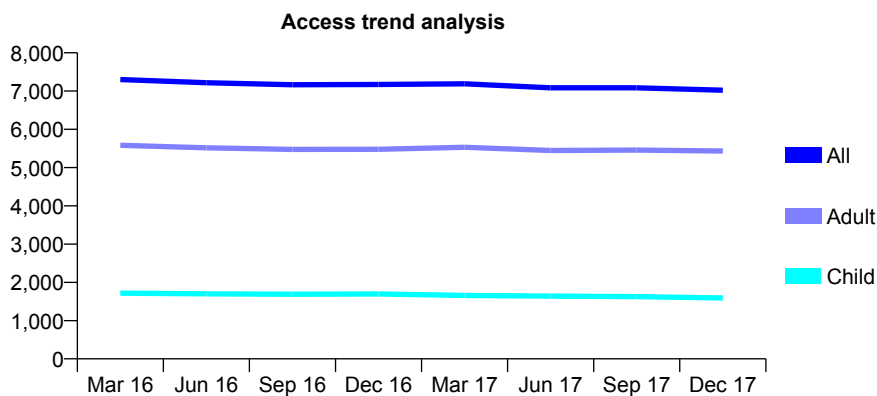
## Q44 - Vital Signs At a Glance Contract Report for 811289/0001 - December 2017

Name or company name	MR WD SCOTT
Contract type name	GDS Contract
Purpose of contract	General
Contract start date	01/04/2006
Contract end date	

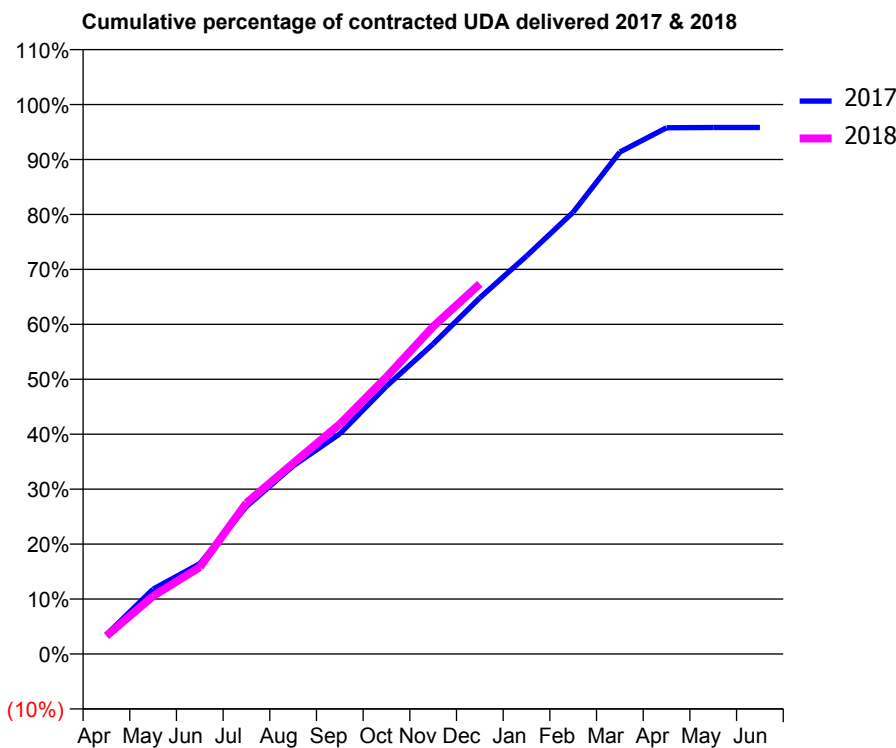
17/18 Contracted general activity (UDA)	21,992
Carry forward general activity (UDA)	0
17/18 Contracted orthodontic activity (UOA)	0
Carry forward orthodontic activity (UOA)	0
Baseline contract value	£667,317.56

### ACCESS\*

Patients seen in 24 months	Total	Change since previous quarter
Quarter ending December 2016	7,173	
Quarter ending March 2017	7,189	→
Quarter ending June 2017	7,085	↓
Quarter ending September 2017	7,084	→
Quarter ending December 2017	7,023	→
<b>Variance since December 2016</b>	<b>(2.1%)</b>	<b>↓</b>



### ACTIVITY



Month	Adjusted Scheduled Activity (UDA)	
	2017	2018
April	774	724
May	2,594	2,317
June	3,617	3,475
July	5,905	6,050
August	7,526	7,635
September	8,815	9,202
October	10,717	11,089
November	12,409	13,108
December	14,259	14,813
January	15,930	
February	17,686	
March	20,091	
April	21,059	
May	21,073	
June	21,074	

### QUALITY

	Quantity	Base Number	Contract	AT	Region	England
% of FP17s for the same patient ID Re-attending within 3 months - Children	160	2,021	7.9%	12.1%	12.9%	12.0%
% of FP17s for the same patient ID Re-attending within 3 months - Adults	1,150	6,183	18.6%	17.0%	16.5%	15.9%
% of FP17s for the same patient ID Re-attending between 3 & 9 months - Children	1,346	2,021	66.6%	57.5%	59.6%	58.0%
% of FP17s for the same patient ID Re-attending between 3 & 9 months - Adults	3,389	6,183	54.8%	51.2%	52.8%	50.5%
% of FP17s for Band 1 Urgent Courses	981	7,743	12.7%	9.6%	9.1%	9.0%
% of FP17s Relating to Free Repair or Replacements	128	7,743	1.7%	1.1%	1.0%	0.8%
% of FP17s Relating to Continuations	98	7,743	1.3%	1.3%	1.2%	1.1%
% of Patients satisfied with the dentistry they have received	7	7	N/A	92.1%	91.6%	91.5%
% of Patients satisfied with the time they had to wait for an appointment	7	7	N/A	90.8%	88.3%	87.9%

\* This is based on patients treated on this contract for their most recent course of treatment. Figures in italics indicate the base number of FP17s or Patient Questionnaire responses are less than 100. N/A is shown where the base number of responses is less than 10 during the period. % is calculated as Quantity/Base number\*100

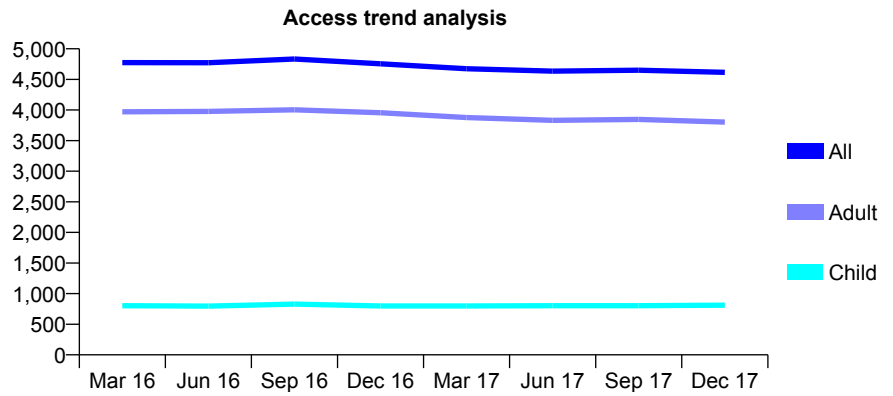
## Q44 - Vital Signs At a Glance Contract Report for 812366/0001 - December 2017

Name or company name	MR NJ FORD
Contract type name	GDS Contract
Purpose of contract	General
Contract start date	01/04/2006
Contract end date	

17/18 Contracted general activity (UDA)	11,000
Carry forward general activity (UDA)	0
17/18 Contracted orthodontic activity (UOA)	0
Carry forward orthodontic activity (UOA)	0
Baseline contract value	£246,427.61

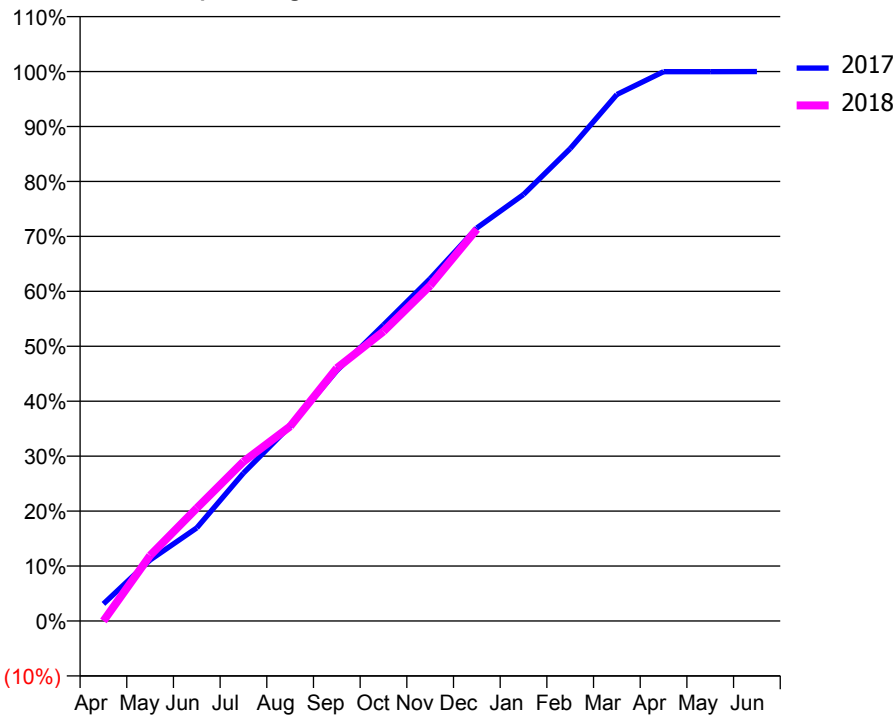
### ACCESS\*

Patients seen in 24 months	Total	Change since previous quarter
Quarter ending December 2016	4,754	
Quarter ending March 2017	4,675	↓
Quarter ending June 2017	4,635	→
Quarter ending September 2017	4,650	→
Quarter ending December 2017	4,615	→
<b>Variance since December 2016</b>	<b>(2.9%)</b>	<b>↓</b>



### ACTIVITY

Cumulative percentage of contracted UDA delivered 2017 & 2018



Month	Adjusted Scheduled Activity (UDA)	
	2017	2018
April	346	0
May	1,236	1,311
June	1,888	2,260
July	3,001	3,191
August	3,954	3,895
September	5,077	5,062
October	6,004	5,798
November	6,942	6,716
December	7,968	7,844
January	8,647	
February	9,576	
March	10,674	
April	11,138	
May	11,138	
June	11,141	

### QUALITY

	Quantity	Base Number	Contract	AT	Region	England
% of FP17s for the same patient ID Re-attending within 3 months - Children	32	776	4.1%	12.1%	12.9%	12.0%
% of FP17s for the same patient ID Re-attending within 3 months - Adults	525	4,274	12.3%	17.0%	16.5%	15.9%
% of FP17s for the same patient ID Re-attending between 3 & 9 months - Children	381	776	49.1%	57.5%	59.6%	58.0%
% of FP17s for the same patient ID Re-attending between 3 & 9 months - Adults	2,362	4,274	55.3%	51.2%	52.8%	50.5%
% of FP17s for Band 1 Urgent Courses	531	4,776	11.1%	9.6%	9.1%	9.0%
% of FP17s Relating to Free Repair or Replacements	5	4,776	0.1%	1.1%	1.0%	0.8%
% of FP17s Relating to Continuations	53	4,776	1.1%	1.3%	1.2%	1.1%
% of Patients satisfied with the dentistry they have received	6	8	N/A	92.1%	91.6%	91.5%
% of Patients satisfied with the time they had to wait for an appointment	6	8	N/A	90.8%	88.3%	87.9%

\* This is based on patients treated on this contract for their most recent course of treatment. Figures in italics indicate the base number of FP17s or Patient Questionnaire responses are less than 100. N/A is shown where the base number of responses is less than 10 during the period. % is calculated as Quantity/Base number\*100



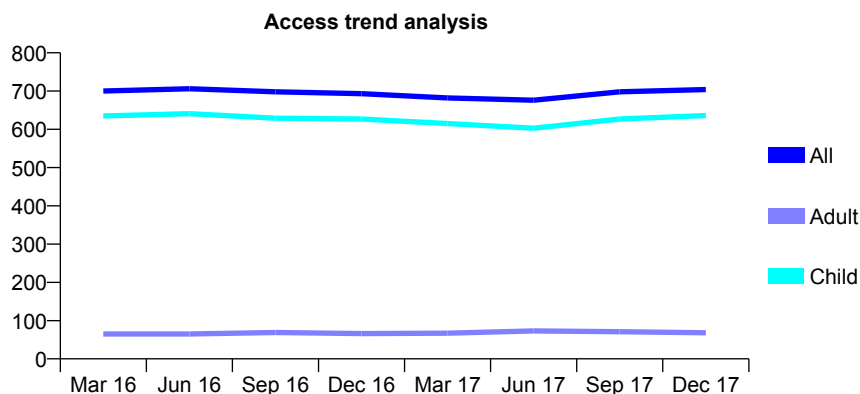
## Q44 - Vital Signs At a Glance Contract Report for 812528/0001 - December 2017

Name or company name	MR PM DIGBY
Contract type name	GDS Contract
Purpose of contract	General
Contract start date	01/04/2006
Contract end date	

17/18 Contracted general activity (UDA)	1,400
Carry forward general activity (UDA)	0
17/18 Contracted orthodontic activity (UOA)	0
Carry forward orthodontic activity (UOA)	0
Baseline contract value	£32,160.40

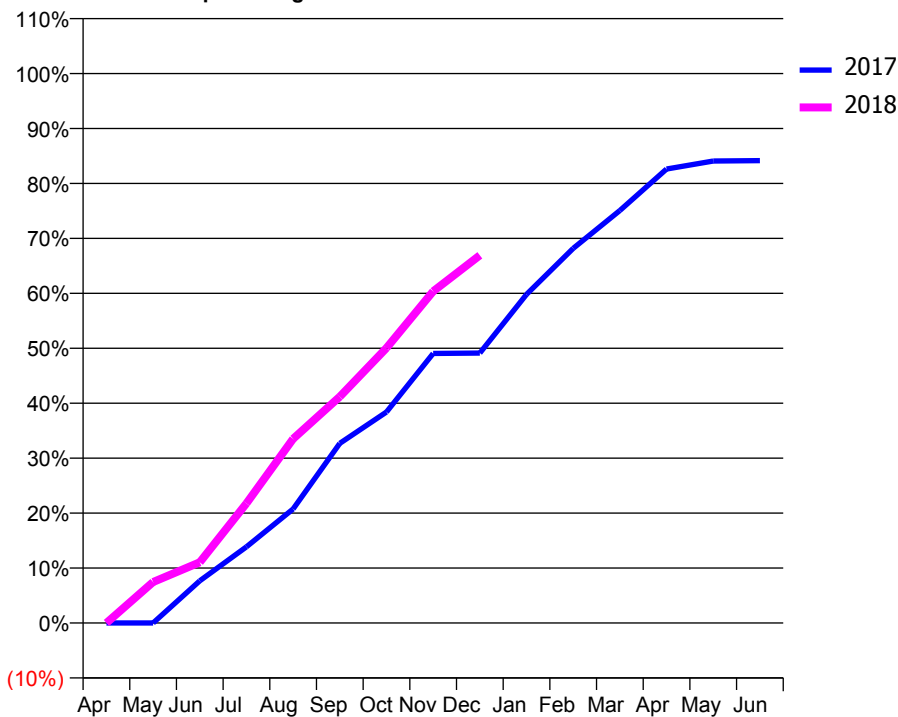
### ACCESS\*

Patients seen in 24 months	Total	Change since previous quarter
Quarter ending December 2016	693	
Quarter ending March 2017	682	↓
Quarter ending June 2017	676	→
Quarter ending September 2017	698	↑
Quarter ending December 2017	704	→
<b>Variance since December 2016</b>	<b>1.6%</b>	<b>→</b>



### ACTIVITY

Cumulative percentage of contracted UDA delivered 2017 & 2018



Month	Adjusted Scheduled Activity (UDA)	
	2017	2018
April	0	0
May	0	105
June	123	155
July	222	305
August	332	469
September	523	577
October	615	701
November	785	845
December	786	937
January	957	
February	1,091	
March	1,201	
April	1,322	
May	1,345	
June	1,346	

### QUALITY

	Quantity	Base Number	Contract	AT	Region	England
% of FP17s for the same patient ID Re-attending within 3 months - Children	51	787	6.5%	12.1%	12.9%	12.0%
% of FP17s for the same patient ID Re-attending within 3 months - Adults	0	0	N/A	17.0%	16.5%	15.9%
% of FP17s for the same patient ID Re-attending between 3 & 9 months - Children	552	787	70.1%	57.5%	59.6%	58.0%
% of FP17s for the same patient ID Re-attending between 3 & 9 months - Adults	0	0	N/A	51.2%	52.8%	50.5%
% of FP17s for Band 1 Urgent Courses	34	692	4.9%	9.6%	9.1%	9.0%
% of FP17s Relating to Free Repair or Replacements	0	692	0.0%	1.1%	1.0%	0.8%
% of FP17s Relating to Continuations	0	692	0.0%	1.3%	1.2%	1.1%
% of Patients satisfied with the dentistry they have received	0	0	N/A	92.1%	91.6%	91.5%
% of Patients satisfied with the time they had to wait for an appointment	0	0	N/A	90.8%	88.3%	87.9%

\* This is based on patients treated on this contract for their most recent course of treatment. Figures in italics indicate the base number of FP17s or Patient Questionnaire responses are less than 100. N/A is shown where the base number of responses is less than 10 during the period. % is calculated as Quantity/Base number\*100

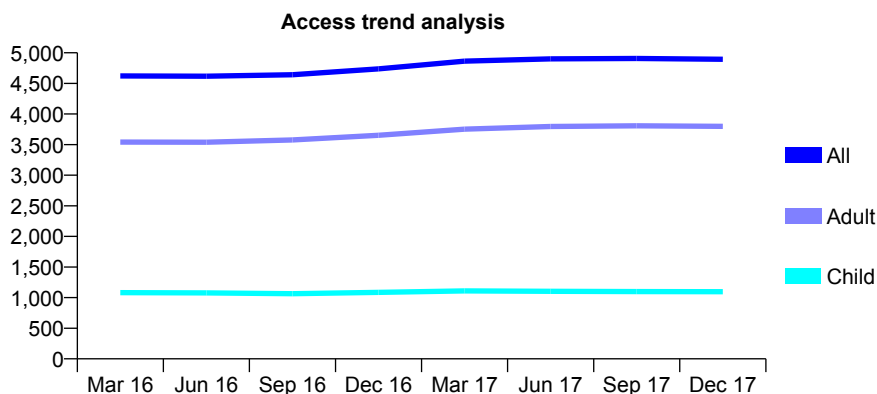
## Q44 - Vital Signs At a Glance Contract Report for 813397/0001 - December 2017

Name or company name	MR MP MEREDITH
Contract type name	GDS Contract
Purpose of contract	General
Contract start date	01/04/2006
Contract end date	

17/18 Contracted general activity (UDA)	13,200
Carry forward general activity (UDA)	0
17/18 Contracted orthodontic activity (UOA)	0
Carry forward orthodontic activity (UOA)	0
Baseline contract value	£352,801.96

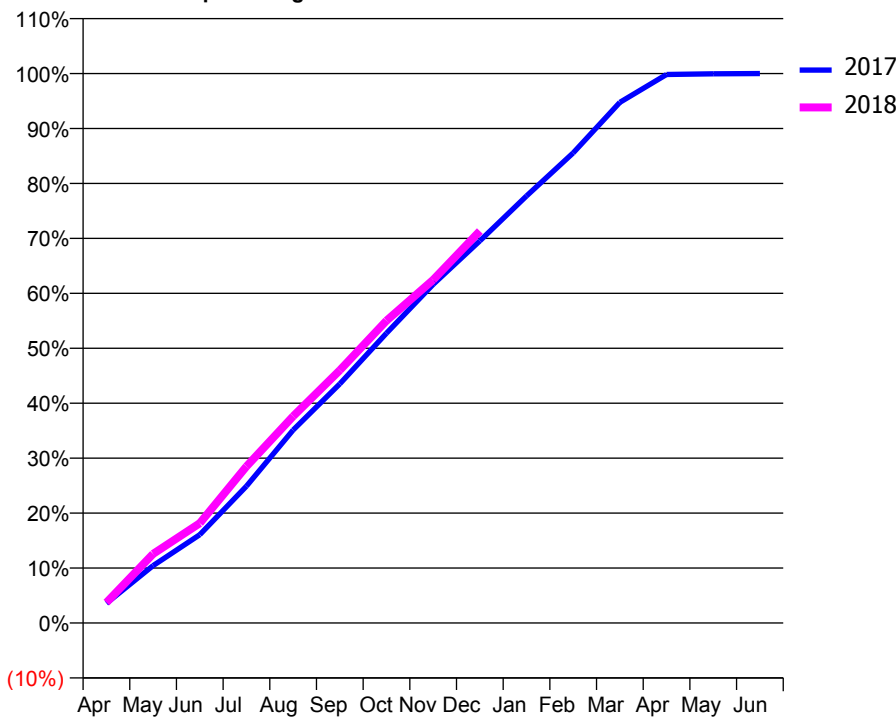
### ACCESS\*

Patients seen in 24 months	Total	Change since previous quarter
Quarter ending December 2016	4,738	
Quarter ending March 2017	4,863	↑
Quarter ending June 2017	4,900	→
Quarter ending September 2017	4,908	→
Quarter ending December 2017	4,894	→
<b>Variance since December 2016</b>	<b>3.3%</b>	<b>↑</b>



### ACTIVITY

Cumulative percentage of contracted UDA delivered 2017 & 2018



Month	Adjusted Scheduled Activity (UDA)	
	2017	2018
April	472	492
May	1,380	1,660
June	2,126	2,398
July	3,293	3,763
August	4,642	4,968
September	5,751	6,071
October	6,970	7,262
November	8,145	8,244
December	9,192	9,415
January	10,270	
February	11,307	
March	12,524	
April	13,193	
May	13,209	
June	13,217	

### QUALITY

	Quantity	Base Number	Contract	AT	Region	England
% of FP17s for the same patient ID Re-attending within 3 months - Children	149	1,340	11.1%	12.1%	12.9%	12.0%
% of FP17s for the same patient ID Re-attending within 3 months - Adults	805	4,246	19.0%	17.0%	16.5%	15.9%
% of FP17s for the same patient ID Re-attending between 3 & 9 months - Children	824	1,340	61.5%	57.5%	59.6%	58.0%
% of FP17s for the same patient ID Re-attending between 3 & 9 months - Adults	2,104	4,246	49.6%	51.2%	52.8%	50.5%
% of FP17s for Band 1 Urgent Courses	367	5,254	7.0%	9.6%	9.1%	9.0%
% of FP17s Relating to Free Repair or Replacements	101	5,254	1.9%	1.1%	1.0%	0.8%
% of FP17s Relating to Continuations	87	5,254	1.7%	1.3%	1.2%	1.1%
% of Patients satisfied with the dentistry they have received	9	9	N/A	92.1%	91.6%	91.5%
% of Patients satisfied with the time they had to wait for an appointment	8	9	N/A	90.8%	88.3%	87.9%

\* This is based on patients treated on this contract for their most recent course of treatment. Figures in italics indicate the base number of FP17s or Patient Questionnaire responses are less than 100. N/A is shown where the base number of responses is less than 10 during the period. % is calculated as Quantity/Base number\*100

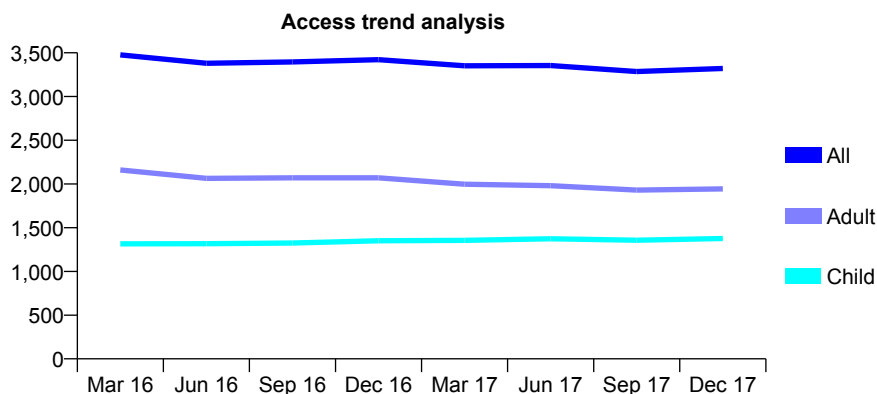
## Q44 - Vital Signs At a Glance Contract Report for 813540/0001 - December 2017

Name or company name	MR PD SHERRARD
Contract type name	GDS Contract
Purpose of contract	General
Contract start date	01/04/2006
Contract end date	

17/18 Contracted general activity (UDA)	9,000
Carry forward general activity (UDA)	0
17/18 Contracted orthodontic activity (UOA)	0
Carry forward orthodontic activity (UOA)	0
Baseline contract value	£262,918.86

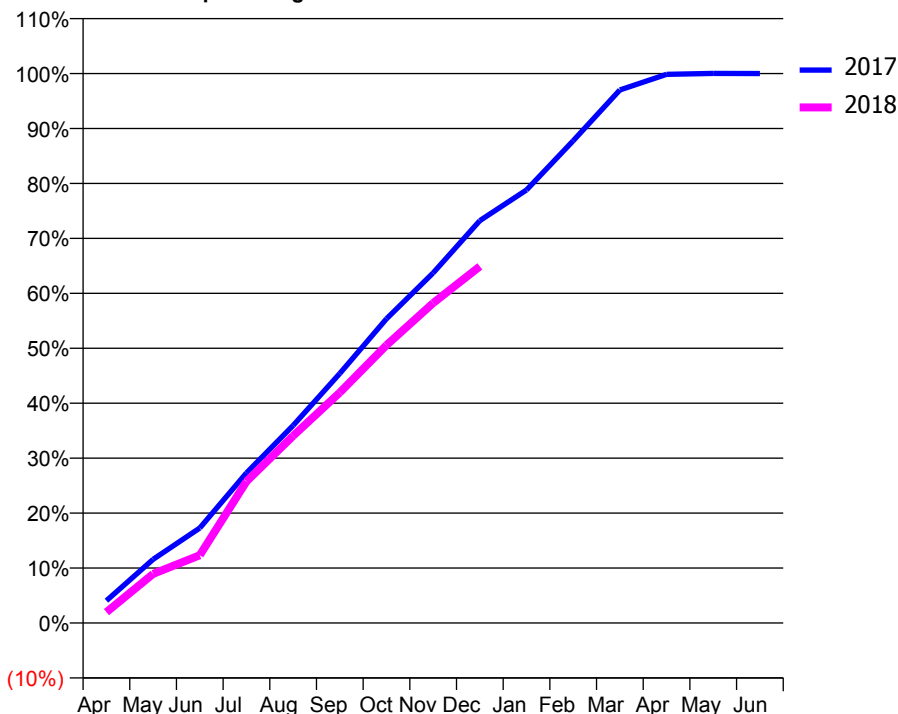
### ACCESS\*

Patients seen in 24 months	Total	Change since previous quarter
Quarter ending December 2016	3,421	
Quarter ending March 2017	3,352	↓
Quarter ending June 2017	3,355	→
Quarter ending September 2017	3,286	↓
Quarter ending December 2017	3,321	→
<b>Variance since December 2016</b>	<b>(2.9%)</b>	<b>↓</b>



### ACTIVITY

Cumulative percentage of contracted UDA delivered 2017 & 2018



Month	Adjusted Scheduled Activity (UDA)	
	2017	2018
April	371	178
May	1,059	804
June	1,579	1,110
July	2,497	2,318
August	3,285	3,065
September	4,149	3,774
October	5,060	4,551
November	5,822	5,240
December	6,690	5,841
January	7,201	
February	8,018	
March	8,865	
April	9,123	
May	9,138	
June	9,137	

### QUALITY

	Quantity	Base Number	Contract	AT	Region	England
% of FP17s for the same patient ID Re-attending within 3 months - Children	86	1,302	6.6%	12.1%	12.9%	12.0%
% of FP17s for the same patient ID Re-attending within 3 months - Adults	282	1,521	18.5%	17.0%	16.5%	15.9%
% of FP17s for the same patient ID Re-attending between 3 & 9 months - Children	629	1,302	48.3%	57.5%	59.6%	58.0%
% of FP17s for the same patient ID Re-attending between 3 & 9 months - Adults	508	1,521	33.4%	51.2%	52.8%	50.5%
% of FP17s for Band 1 Urgent Courses	420	2,684	15.6%	9.6%	9.1%	9.0%
% of FP17s Relating to Free Repair or Replacements	3	2,684	0.1%	1.1%	1.0%	0.8%
% of FP17s Relating to Continuations	9	2,684	0.3%	1.3%	1.2%	1.1%
% of Patients satisfied with the dentistry they have received	5	6	N/A	92.1%	91.6%	91.5%
% of Patients satisfied with the time they had to wait for an appointment	5	6	N/A	90.8%	88.3%	87.9%

\* This is based on patients treated on this contract for their most recent course of treatment. Figures in italics indicate the base number of FP17s or Patient Questionnaire responses are less than 100. N/A is shown where the base number of responses is less than 10 during the period. % is calculated as Quantity/Base number\*100

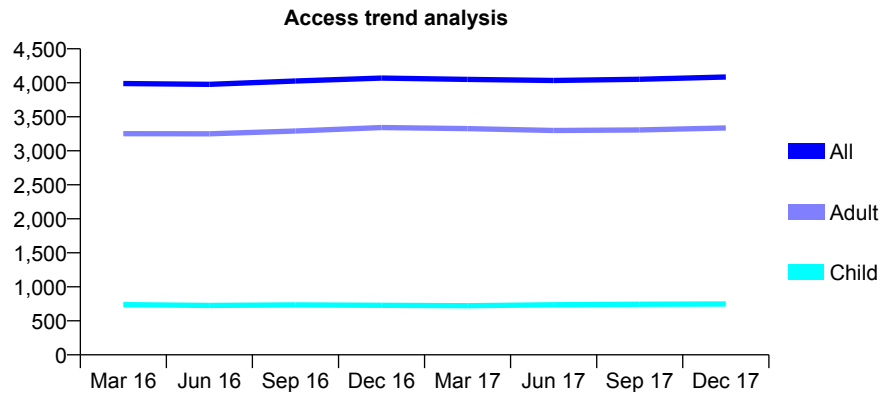
## Q44 - Vital Signs At a Glance Contract Report for 815489/0001 - December 2017

Name or company name	MR JS HIBBERT
Contract type name	GDS Contract
Purpose of contract	General
Contract start date	01/04/2006
Contract end date	

17/18 Contracted general activity (UDA)	11,380
Carry forward general activity (UDA)	0
17/18 Contracted orthodontic activity (UOA)	0
Carry forward orthodontic activity (UOA)	0
Baseline contract value	£326,882.38

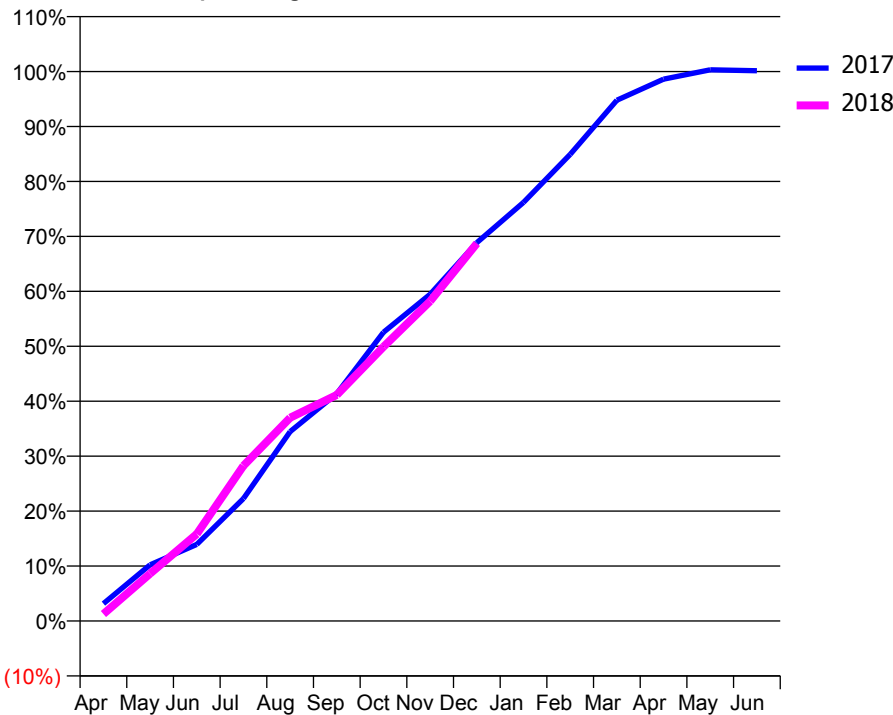
### ACCESS\*

Patients seen in 24 months	Total	Change since previous quarter
Quarter ending December 2016	4,070	
Quarter ending March 2017	4,050	→
Quarter ending June 2017	4,035	→
Quarter ending September 2017	4,052	→
Quarter ending December 2017	4,085	→
<b>Variance since December 2016</b>	<b>0.4%</b>	<b>→</b>



### ACTIVITY

Cumulative percentage of contracted UDA delivered 2017 & 2018



Month	Adjusted Scheduled Activity (UDA)	
	2017	2018
April	368	145
May	1,188	982
June	1,617	1,803
July	2,588	3,217
August	4,002	4,211
September	4,804	4,681
October	6,101	5,679
November	6,902	6,623
December	7,993	7,818
January	8,843	
February	9,858	
March	11,001	
April	11,446	
May	11,644	
June	11,623	

### QUALITY

	Quantity	Base Number	Contract	AT	Region	England
% of FP17s for the same patient ID Re-attending within 3 months - Children	104	883	11.8%	12.1%	12.9%	12.0%
% of FP17s for the same patient ID Re-attending within 3 months - Adults	381	3,169	12.0%	17.0%	16.5%	15.9%
% of FP17s for the same patient ID Re-attending between 3 & 9 months - Children	499	883	56.5%	57.5%	59.6%	58.0%
% of FP17s for the same patient ID Re-attending between 3 & 9 months - Adults	1,249	3,169	39.4%	51.2%	52.8%	50.5%
% of FP17s for Band 1 Urgent Courses	354	3,790	9.3%	9.6%	9.1%	9.0%
% of FP17s Relating to Free Repair or Replacements	15	3,790	0.4%	1.1%	1.0%	0.8%
% of FP17s Relating to Continuations	51	3,790	1.3%	1.3%	1.2%	1.1%
% of Patients satisfied with the dentistry they have received	7	7	N/A	92.1%	91.6%	91.5%
% of Patients satisfied with the time they had to wait for an appointment	7	7	N/A	90.8%	88.3%	87.9%

\* This is based on patients treated on this contract for their most recent course of treatment. Figures in italics indicate the base number of FP17s or Patient Questionnaire responses are less than 100. N/A is shown where the base number of responses is less than 10 during the period. % is calculated as Quantity/Base number\*100

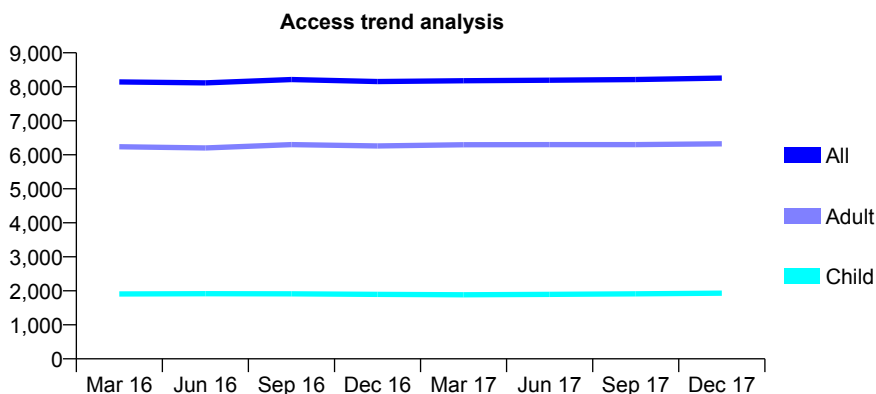
## Q44 - Vital Signs At a Glance Contract Report for 826588/0001 - December 2017

Name or company name	MR MA SIMPSON
Contract type name	GDS Contract
Purpose of contract	General
Contract start date	01/04/2006
Contract end date	

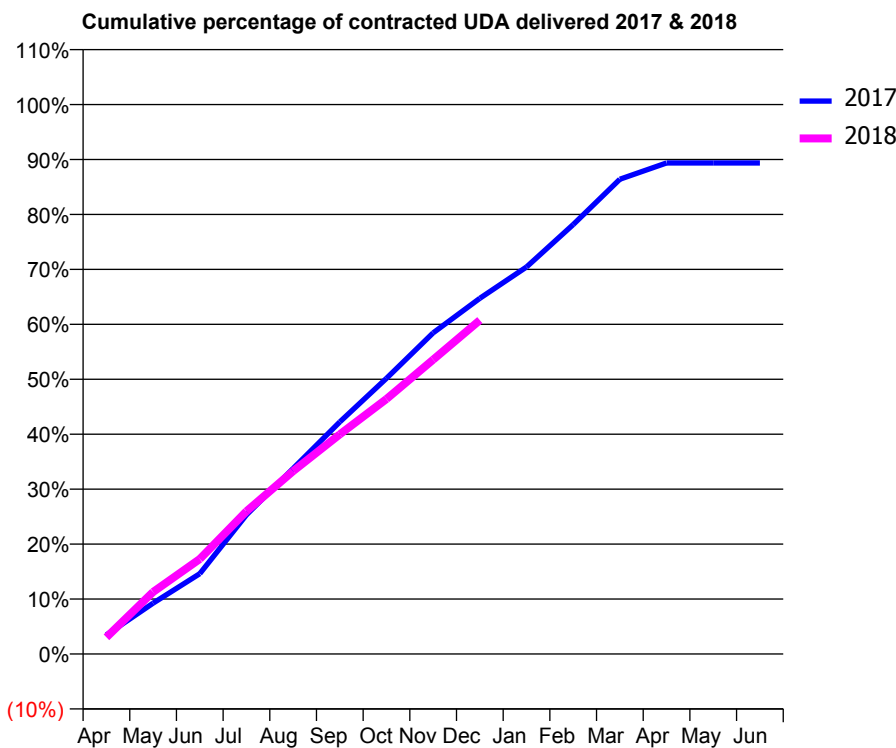
17/18 Contracted general activity (UDA)	22,295
Carry forward general activity (UDA)	0
17/18 Contracted orthodontic activity (UOA)	0
Carry forward orthodontic activity (UOA)	0
Baseline contract value	£584,082.69

### ACCESS\*

Patients seen in 24 months	Total	Change since previous quarter
Quarter ending December 2016	8,156	
Quarter ending March 2017	8,178	→
Quarter ending June 2017	8,196	→
Quarter ending September 2017	8,213	→
Quarter ending December 2017	8,257	→
<b>Variance since December 2016</b>	<b>1.2%</b>	<b>→</b>



### ACTIVITY



Month	Adjusted Scheduled Activity (UDA)	
	2017	2018
April	777	681
May	2,064	2,520
June	3,259	3,857
July	5,648	5,793
August	7,526	7,419
September	9,416	8,915
October	11,188	10,346
November	13,028	11,942
December	14,433	13,545
January	15,702	
February	17,424	
March	19,264	
April	19,924	
May	19,923	
June	19,924	

### QUALITY

	Quantity	Base Number	Contract	AT	Region	England
% of FP17s for the same patient ID Re-attending within 3 months - Children	144	2,122	6.8%	12.1%	12.9%	12.0%
% of FP17s for the same patient ID Re-attending within 3 months - Adults	1,122	6,703	16.7%	17.0%	16.5%	15.9%
% of FP17s for the same patient ID Re-attending between 3 & 9 months - Children	1,311	2,122	61.8%	57.5%	59.6%	58.0%
% of FP17s for the same patient ID Re-attending between 3 & 9 months - Adults	3,438	6,703	51.3%	51.2%	52.8%	50.5%
% of FP17s for Band 1 Urgent Courses	1,468	8,424	17.4%	9.6%	9.1%	9.0%
% of FP17s Relating to Free Repair or Replacements	68	8,424	0.8%	1.1%	1.0%	0.8%
% of FP17s Relating to Continuations	80	8,424	0.9%	1.3%	1.2%	1.1%
% of Patients satisfied with the dentistry they have received	10	13	76.9%	92.1%	91.6%	91.5%
% of Patients satisfied with the time they had to wait for an appointment	10	13	76.9%	90.8%	88.3%	87.9%

\* This is based on patients treated on this contract for their most recent course of treatment. Figures in italics indicate the base number of FP17s or Patient Questionnaire responses are less than 100. N/A is shown where the base number of responses is less than 10 during the period. % is calculated as Quantity/Base number\*100

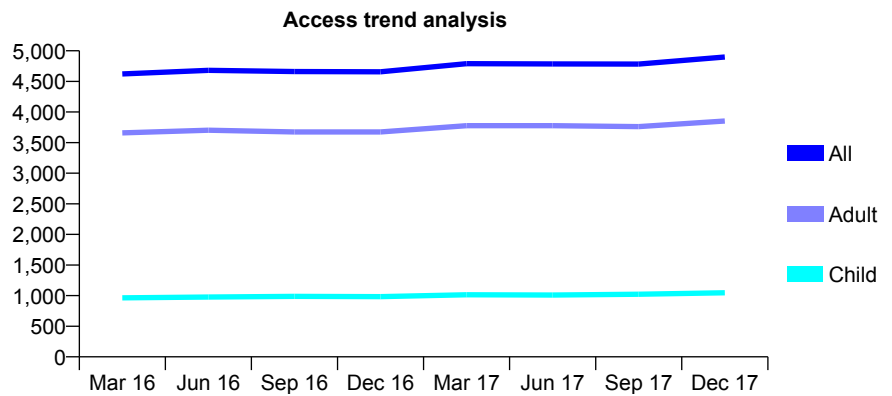
## Q44 - Vital Signs At a Glance Contract Report for 826588/0002 - December 2017

Name or company name	MR MA SIMPSON
Contract type name	GDS Contract
Purpose of contract	General
Contract start date	01/07/2007
Contract end date	

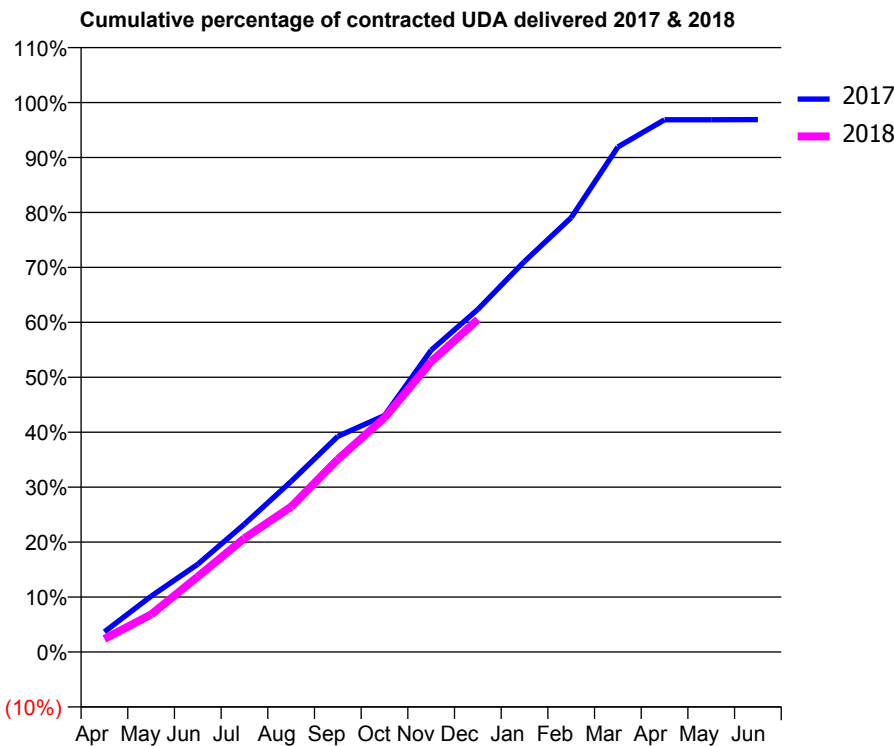
17/18 Contracted general activity (UDA)	15,392
Carry forward general activity (UDA)	0
17/18 Contracted orthodontic activity (UOA)	0
Carry forward orthodontic activity (UOA)	0
Baseline contract value	£363,310.25

### ACCESS\*

Patients seen in 24 months	Total	Change since previous quarter
Quarter ending December 2016	4,657	
Quarter ending March 2017	4,790	↑
Quarter ending June 2017	4,786	→
Quarter ending September 2017	4,784	→
Quarter ending December 2017	4,899	↑
<b>Variance since December 2016</b>	<b>5.2%</b>	<b>↑</b>



### ACTIVITY



Month	Adjusted Scheduled Activity (UDA)	
	2017	2018
April	567	369
May	1,564	1,051
June	2,459	2,112
July	3,584	3,189
August	4,780	4,069
September	6,042	5,398
October	6,624	6,559
November	8,456	8,135
December	9,599	9,315
January	10,944	
February	12,166	
March	14,146	
April	14,907	
May	14,907	
June	14,911	

### QUALITY

	Quantity	Base Number	Contract	AT	Region	England
% of FP17s for the same patient ID Re-attending within 3 months - Children	133	1,221	10.9%	12.1%	12.9%	12.0%
% of FP17s for the same patient ID Re-attending within 3 months - Adults	514	4,003	12.8%	17.0%	16.5%	15.9%
% of FP17s for the same patient ID Re-attending between 3 & 9 months - Children	754	1,221	61.8%	57.5%	59.6%	58.0%
% of FP17s for the same patient ID Re-attending between 3 & 9 months - Adults	2,460	4,003	61.5%	51.2%	52.8%	50.5%
% of FP17s for Band 1 Urgent Courses	530	4,892	10.8%	9.6%	9.1%	9.0%
% of FP17s Relating to Free Repair or Replacements	27	4,892	0.6%	1.1%	1.0%	0.8%
% of FP17s Relating to Continuations	41	4,892	0.8%	1.3%	1.2%	1.1%
% of Patients satisfied with the dentistry they have received	9	9	N/A	92.1%	91.6%	91.5%
% of Patients satisfied with the time they had to wait for an appointment	7	9	N/A	90.8%	88.3%	87.9%

\* This is based on patients treated on this contract for their most recent course of treatment. Figures in italics indicate the base number of FP17s or Patient Questionnaire responses are less than 100. N/A is shown where the base number of responses is less than 10 during the period. % is calculated as Quantity/Base number\*100

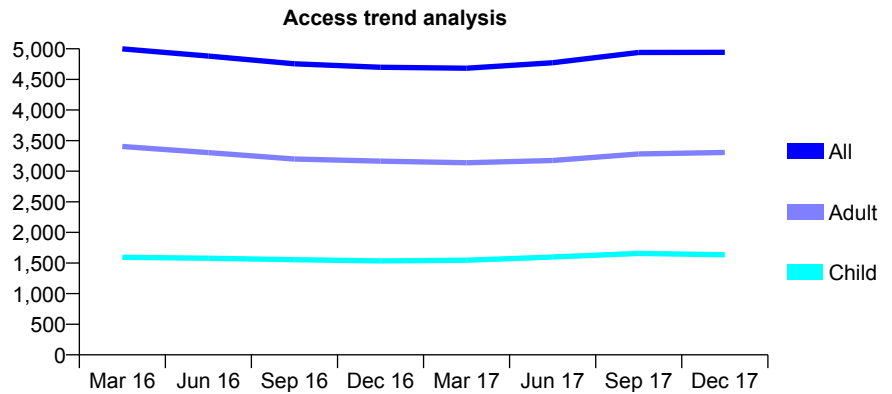
## Q44 - Vital Signs At a Glance Contract Report for 840777/0001 - December 2017

Name or company name	MRS NA COPPOCK
Contract type name	GDS Contract
Purpose of contract	General
Contract start date	01/04/2006
Contract end date	

17/18 Contracted general activity (UDA)	14,752
Carry forward general activity (UDA)	0
17/18 Contracted orthodontic activity (UOA)	0
Carry forward orthodontic activity (UOA)	0
Baseline contract value	£354,155.37

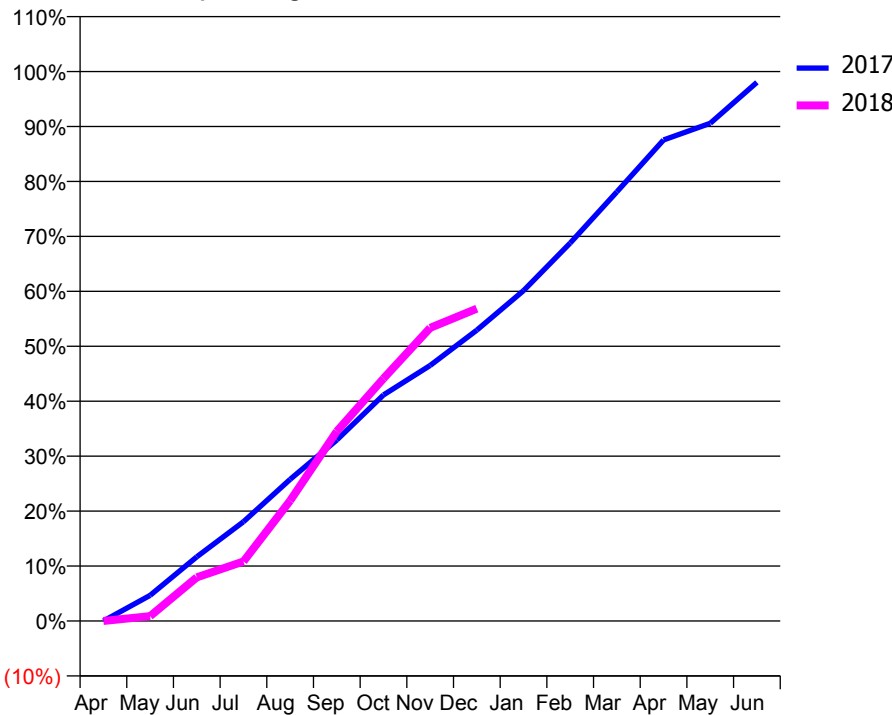
### ACCESS\*

Patients seen in 24 months	Total	Change since previous quarter
Quarter ending December 2016	4,699	
Quarter ending March 2017	4,684	→
Quarter ending June 2017	4,772	→
Quarter ending September 2017	4,940	↑
Quarter ending December 2017	4,942	→
<b>Variance since December 2016</b>	<b>5.2%</b>	<b>↑</b>



### ACTIVITY

Cumulative percentage of contracted UDA delivered 2017 & 2018



Month	Adjusted Scheduled Activity (UDA)	
	2017	2018
April	0	0
May	688	131
June	1,724	1,171
July	2,666	1,599
August	3,805	3,231
September	4,861	5,092
October	6,069	6,509
November	6,862	7,869
December	7,811	8,386
January	8,870	
February	10,148	
March	11,521	
April	12,916	
May	13,360	
June	14,460	

### QUALITY

	Quantity	Base Number	Contract	AT	Region	England
% of FP17s for the same patient ID Re-attending within 3 months - Children	207	2,247	9.2%	12.1%	12.9%	12.0%
% of FP17s for the same patient ID Re-attending within 3 months - Adults	725	4,102	17.7%	17.0%	16.5%	15.9%
% of FP17s for the same patient ID Re-attending between 3 & 9 months - Children	1,295	2,247	57.6%	57.5%	59.6%	58.0%
% of FP17s for the same patient ID Re-attending between 3 & 9 months - Adults	2,219	4,102	54.1%	51.2%	52.8%	50.5%
% of FP17s for Band 1 Urgent Courses	175	4,794	3.7%	9.6%	9.1%	9.0%
% of FP17s Relating to Free Repair or Replacements	77	4,794	1.6%	1.1%	1.0%	0.8%
% of FP17s Relating to Continuations	171	4,794	3.6%	1.3%	1.2%	1.1%
% of Patients satisfied with the dentistry they have received	4	4	N/A	92.1%	91.6%	91.5%
% of Patients satisfied with the time they had to wait for an appointment	3	4	N/A	90.8%	88.3%	87.9%

\* This is based on patients treated on this contract for their most recent course of treatment. Figures in italics indicate the base number of FP17s or Patient Questionnaire responses are less than 100. N/A is shown where the base number of responses is less than 10 during the period. % is calculated as Quantity/Base number\*100

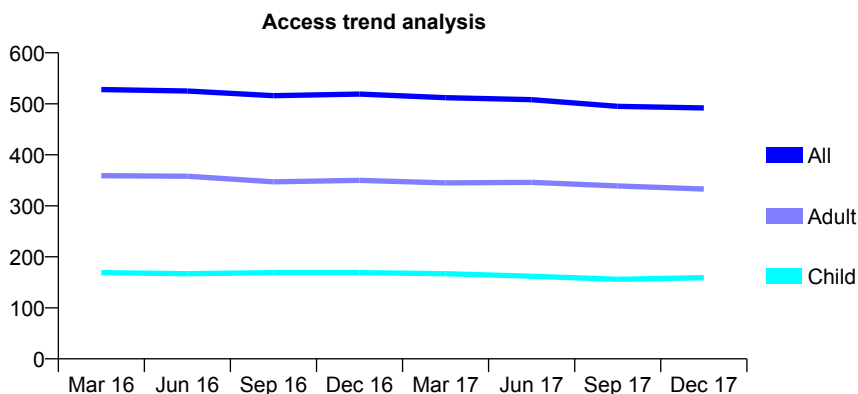
## Q44 - Vital Signs At a Glance Contract Report for 843970/0001 - December 2017

Name or company name	MR DM FAGAN-DOUGLAS
Contract type name	GDS Contract
Purpose of contract	General
Contract start date	01/06/2008
Contract end date	

17/18 Contracted general activity (UDA)	2,352
Carry forward general activity (UDA)	0
17/18 Contracted orthodontic activity (UOA)	0
Carry forward orthodontic activity (UOA)	0
Baseline contract value	£59,553.49

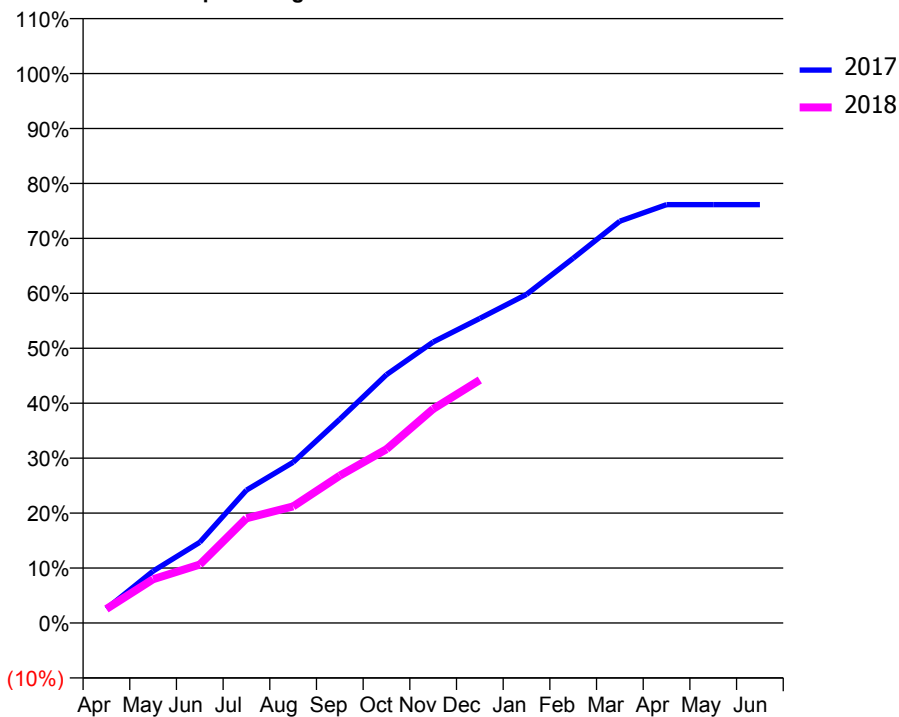
### ACCESS\*

Patients seen in 24 months	Total	Change since previous quarter
Quarter ending December 2016	519	
Quarter ending March 2017	512	↓
Quarter ending June 2017	508	→
Quarter ending September 2017	495	↓
Quarter ending December 2017	492	→
<b>Variance since December 2016</b>	<b>(5.2%)</b>	<b>↓</b>



### ACTIVITY

Cumulative percentage of contracted UDA delivered 2017 & 2018



Month	Adjusted Scheduled Activity (UDA)	
	2017	2018
April	61	60
May	222	187
June	346	250
July	569	448
August	688	499
September	872	631
October	1,063	744
November	1,203	917
December	1,304	1,040
January	1,407	
February	1,561	
March	1,720	
April	1,791	
May	1,791	
June	1,791	

### QUALITY

	Quantity	Base Number	Contract	AT	Region	England
% of FP17s for the same patient ID Re-attending within 3 months - Children	9	170	5.3%	12.1%	12.9%	12.0%
% of FP17s for the same patient ID Re-attending within 3 months - Adults	66	369	17.9%	17.0%	16.5%	15.9%
% of FP17s for the same patient ID Re-attending between 3 & 9 months - Children	101	170	59.4%	57.5%	59.6%	58.0%
% of FP17s for the same patient ID Re-attending between 3 & 9 months - Adults	238	369	64.5%	51.2%	52.8%	50.5%
% of FP17s for Band 1 Urgent Courses	20	506	4.0%	9.6%	9.1%	9.0%
% of FP17s Relating to Free Repair or Replacements	11	506	2.2%	1.1%	1.0%	0.8%
% of FP17s Relating to Continuations	8	506	1.6%	1.3%	1.2%	1.1%
% of Patients satisfied with the dentistry they have received	1	1	N/A	92.1%	91.6%	91.5%
% of Patients satisfied with the time they had to wait for an appointment	1	1	N/A	90.8%	88.3%	87.9%

\* This is based on patients treated on this contract for their most recent course of treatment. Figures in italics indicate the base number of FP17s or Patient Questionnaire responses are less than 100. N/A is shown where the base number of responses is less than 10 during the period. % is calculated as Quantity/Base number\*100



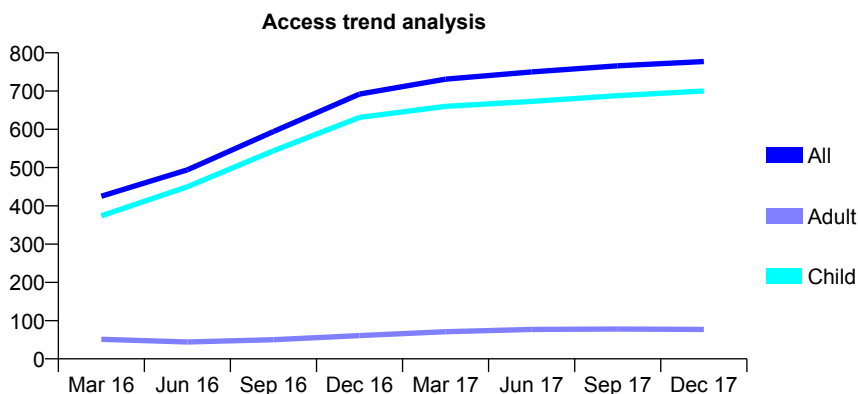
## Q44 - Vital Signs At a Glance Contract Report for 859893/0001 - December 2017

Name or company name	MR CP CALDWELL
Contract type name	PDS Contract
Purpose of contract	General
Contract start date	01/04/2008
Contract end date	31/03/2020

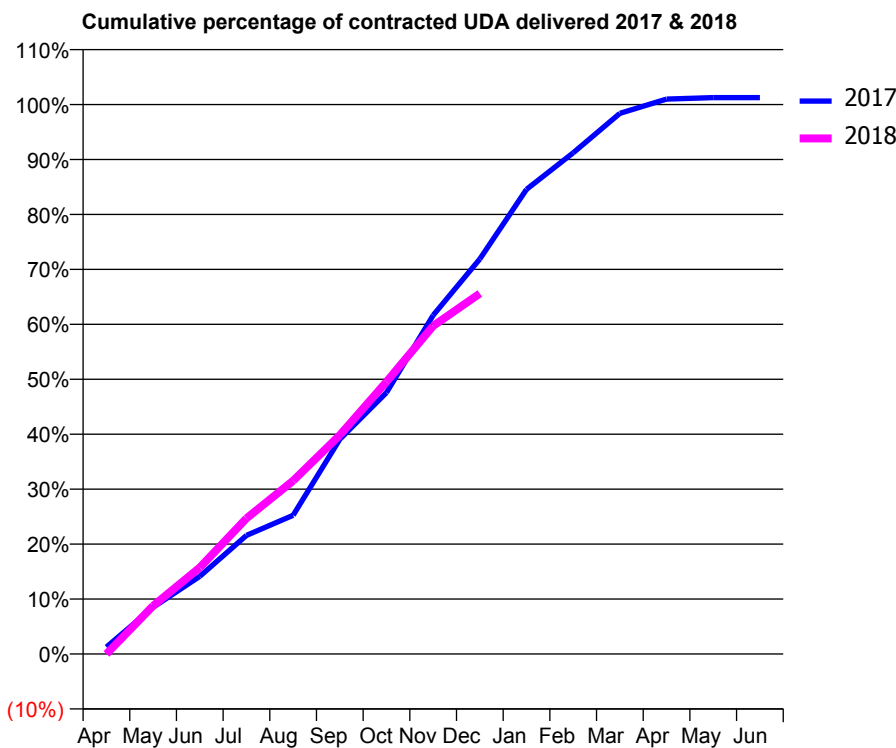
17/18 Contracted general activity (UDA)	1,480
Carry forward general activity (UDA)	0
17/18 Contracted orthodontic activity (UOA)	0
Carry forward orthodontic activity (UOA)	0
Baseline contract value	£34,936.97

### ACCESS\*

Patients seen in 24 months	Total	Change since previous quarter
Quarter ending December 2016	692	
Quarter ending March 2017	731	↑
Quarter ending June 2017	750	↑
Quarter ending September 2017	766	↑
Quarter ending December 2017	777	→
<b>Variance since December 2016</b>	<b>12.3%</b>	<b>↑</b>



### ACTIVITY



Month	Adjusted Scheduled Activity (UDA)	
	2017	2018
April	19	0
May	128	130
June	214	233
July	326	366
August	381	467
September	590	589
October	718	733
November	931	884
December	1,086	971
January	1,277	
February	1,377	
March	1,486	
April	1,525	
May	1,529	
June	1,529	

### QUALITY

	Quantity	Base Number	Contract	AT	Region	England
% of FP17s for the same patient ID Re-attending within 3 months - Children	41	703	5.8%	12.1%	12.9%	12.0%
% of FP17s for the same patient ID Re-attending within 3 months - Adults	2	30	6.7%	17.0%	16.5%	15.9%
% of FP17s for the same patient ID Re-attending between 3 & 9 months - Children	385	703	54.8%	57.5%	59.6%	58.0%
% of FP17s for the same patient ID Re-attending between 3 & 9 months - Adults	17	30	56.7%	51.2%	52.8%	50.5%
% of FP17s for Band 1 Urgent Courses	41	703	5.8%	9.6%	9.1%	9.0%
% of FP17s Relating to Free Repair or Replacements	0	703	0.0%	1.1%	1.0%	0.8%
% of FP17s Relating to Continuations	0	703	0.0%	1.3%	1.2%	1.1%
% of Patients satisfied with the dentistry they have received	0	0	N/A	92.1%	91.6%	91.5%
% of Patients satisfied with the time they had to wait for an appointment	0	0	N/A	90.8%	88.3%	87.9%

\* This is based on patients treated on this contract for their most recent course of treatment. Figures in italics indicate the base number of FP17s or Patient Questionnaire responses are less than 100. N/A is shown where the base number of responses is less than 10 during the period. % is calculated as Quantity/Base number\*100

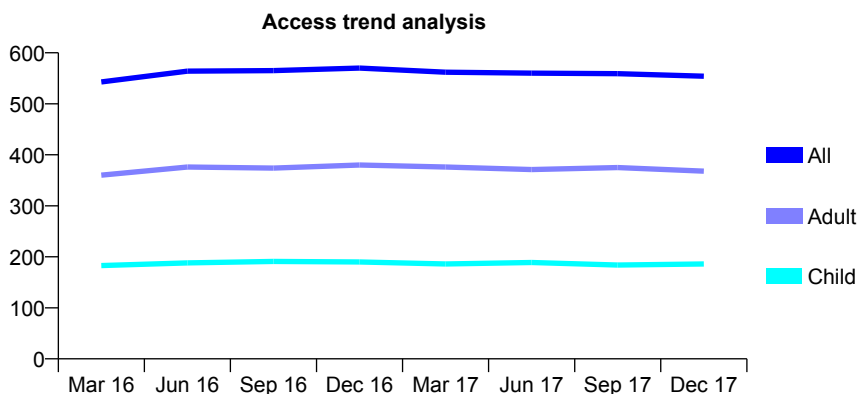
## Q44 - Vital Signs At a Glance Contract Report for 861928/0001 - December 2017

Name or company name	MR PA FARRELL
Contract type name	GDS Contract
Purpose of contract	General
Contract start date	01/10/2006
Contract end date	

17/18 Contracted general activity (UDA)	1,081
Carry forward general activity (UDA)	0
17/18 Contracted orthodontic activity (UOA)	0
Carry forward orthodontic activity (UOA)	0
Baseline contract value	£29,587.56

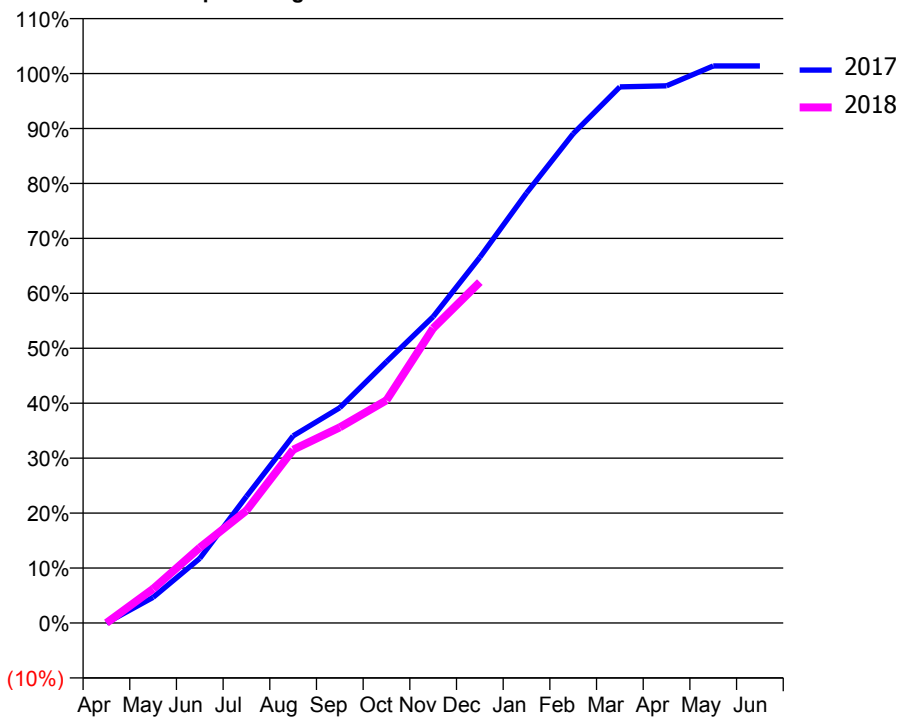
### ACCESS\*

Patients seen in 24 months	Total	Change since previous quarter
Quarter ending December 2016	570	
Quarter ending March 2017	562	↓
Quarter ending June 2017	560	→
Quarter ending September 2017	559	→
Quarter ending December 2017	554	→
<b>Variance since December 2016</b>	<b>(2.8%)</b>	<b>↓</b>



### ACTIVITY

Cumulative percentage of contracted UDA delivered 2017 & 2018



Month	Adjusted Scheduled Activity (UDA)	
	2017	2018
April	0	0
May	51	67
June	130	148
July	254	221
August	376	341
September	432	385
October	524	438
November	615	580
December	734	671
January	863	
February	982	
March	1,076	
April	1,078	
May	1,118	
June	1,118	

### QUALITY

	Quantity	Base Number	Contract	AT	Region	England
% of FP17s for the same patient ID Re-attending within 3 months - Children	7	174	4.0%	12.1%	12.9%	12.0%
% of FP17s for the same patient ID Re-attending within 3 months - Adults	34	338	10.1%	17.0%	16.5%	15.9%
% of FP17s for the same patient ID Re-attending between 3 & 9 months - Children	101	174	58.0%	57.5%	59.6%	58.0%
% of FP17s for the same patient ID Re-attending between 3 & 9 months - Adults	189	338	55.9%	51.2%	52.8%	50.5%
% of FP17s for Band 1 Urgent Courses	29	478	6.1%	9.6%	9.1%	9.0%
% of FP17s Relating to Free Repair or Replacements	1	478	0.2%	1.1%	1.0%	0.8%
% of FP17s Relating to Continuations	1	478	0.2%	1.3%	1.2%	1.1%
% of Patients satisfied with the dentistry they have received	1	1	N/A	92.1%	91.6%	91.5%
% of Patients satisfied with the time they had to wait for an appointment	1	1	N/A	90.8%	88.3%	87.9%

\* This is based on patients treated on this contract for their most recent course of treatment. Figures in italics indicate the base number of FP17s or Patient Questionnaire responses are less than 100. N/A is shown where the base number of responses is less than 10 during the period. % is calculated as Quantity/Base number\*100

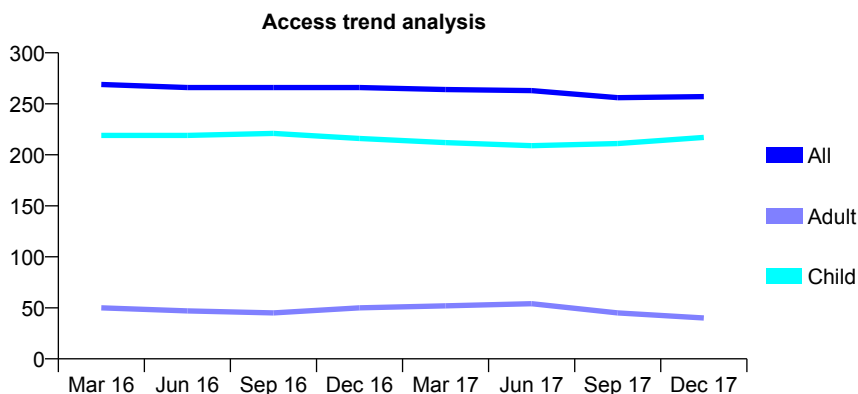
## Q44 - Vital Signs At a Glance Contract Report for 906875/0001 - December 2017

Name or company name	MR NP SMITH
Contract type name	GDS Contract
Purpose of contract	General
Contract start date	01/04/2006
Contract end date	

17/18 Contracted general activity (UDA)	1,100
Carry forward general activity (UDA)	0
17/18 Contracted orthodontic activity (UOA)	0
Carry forward orthodontic activity (UOA)	0
Baseline contract value	£23,608.10

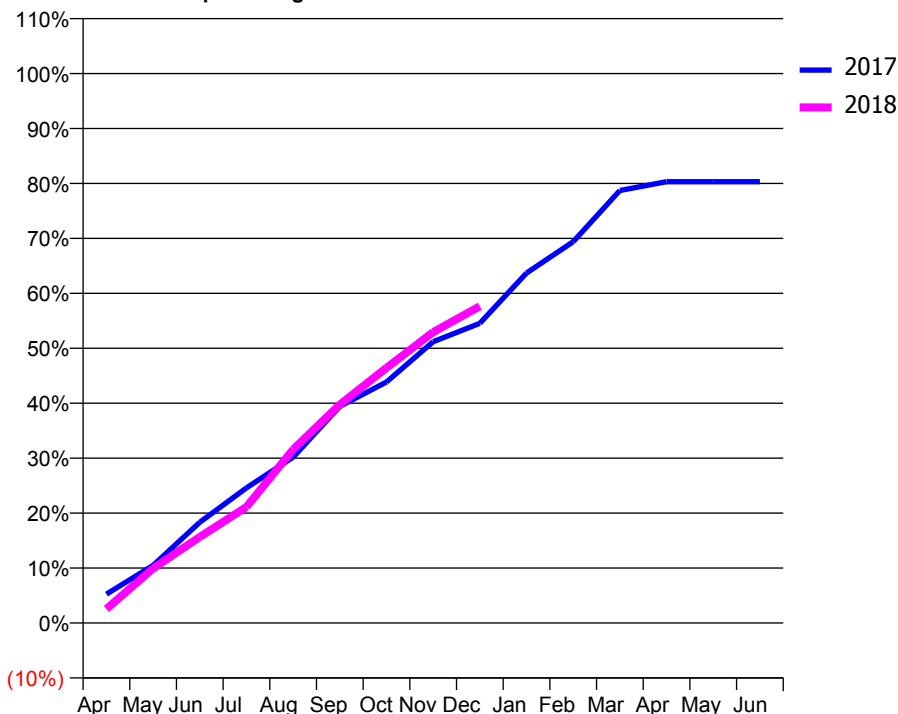
### ACCESS\*

Patients seen in 24 months	Total	Change since previous quarter
Quarter ending December 2016	266	
Quarter ending March 2017	264	→
Quarter ending June 2017	263	→
Quarter ending September 2017	256	↓
Quarter ending December 2017	257	→
<b>Variance since December 2016</b>	<b>(3.4%)</b>	<b>↓</b>



### ACTIVITY

Cumulative percentage of contracted UDA delivered 2017 & 2018



Month	Adjusted Scheduled Activity (UDA)	
	2017	2018
April	63	28
May	126	109
June	220	172
July	295	232
August	362	347
September	473	437
October	526	511
November	614	582
December	654	634
January	764	
February	833	
March	945	
April	964	
May	964	
June	964	

### QUALITY

	Quantity	Base Number	Contract	AT	Region	England
% of FP17s for the same patient ID Re-attending within 3 months - Children	11	275	4.0%	12.1%	12.9%	12.0%
% of FP17s for the same patient ID Re-attending within 3 months - Adults	1	18	5.6%	17.0%	16.5%	15.9%
% of FP17s for the same patient ID Re-attending between 3 & 9 months - Children	201	275	73.1%	57.5%	59.6%	58.0%
% of FP17s for the same patient ID Re-attending between 3 & 9 months - Adults	13	18	72.2%	51.2%	52.8%	50.5%
% of FP17s for Band 1 Urgent Courses	6	285	2.1%	9.6%	9.1%	9.0%
% of FP17s Relating to Free Repair or Replacements	0	285	0.0%	1.1%	1.0%	0.8%
% of FP17s Relating to Continuations	5	285	1.8%	1.3%	1.2%	1.1%
% of Patients satisfied with the dentistry they have received	0	0	N/A	92.1%	91.6%	91.5%
% of Patients satisfied with the time they had to wait for an appointment	0	0	N/A	90.8%	88.3%	87.9%

\* This is based on patients treated on this contract for their most recent course of treatment. Figures in italics indicate the base number of FP17s or Patient Questionnaire responses are less than 100. N/A is shown where the base number of responses is less than 10 during the period. % is calculated as Quantity/Base number\*100

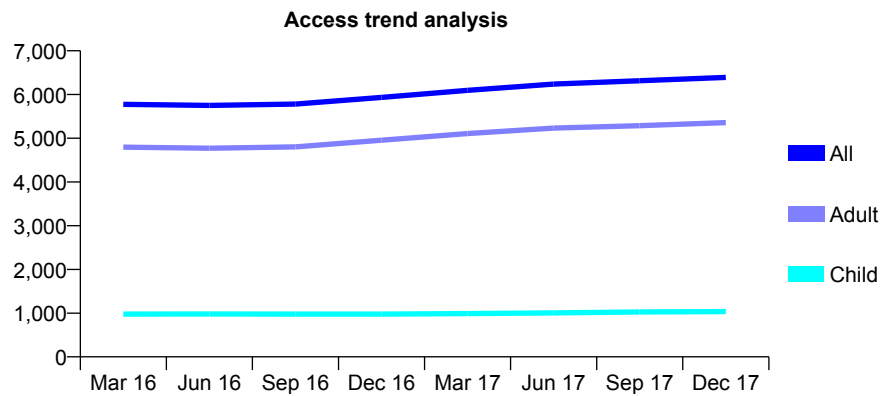
## Q44 - Vital Signs At a Glance Contract Report for 912956/0001 - December 2017

Name or company name	MR MJ SOLAN
Contract type name	GDS Contract
Purpose of contract	General
Contract start date	01/04/2006
Contract end date	

17/18 Contracted general activity (UDA)	18,568
Carry forward general activity (UDA)	614
17/18 Contracted orthodontic activity (UOA)	0
Carry forward orthodontic activity (UOA)	0
Baseline contract value	£508,455.83

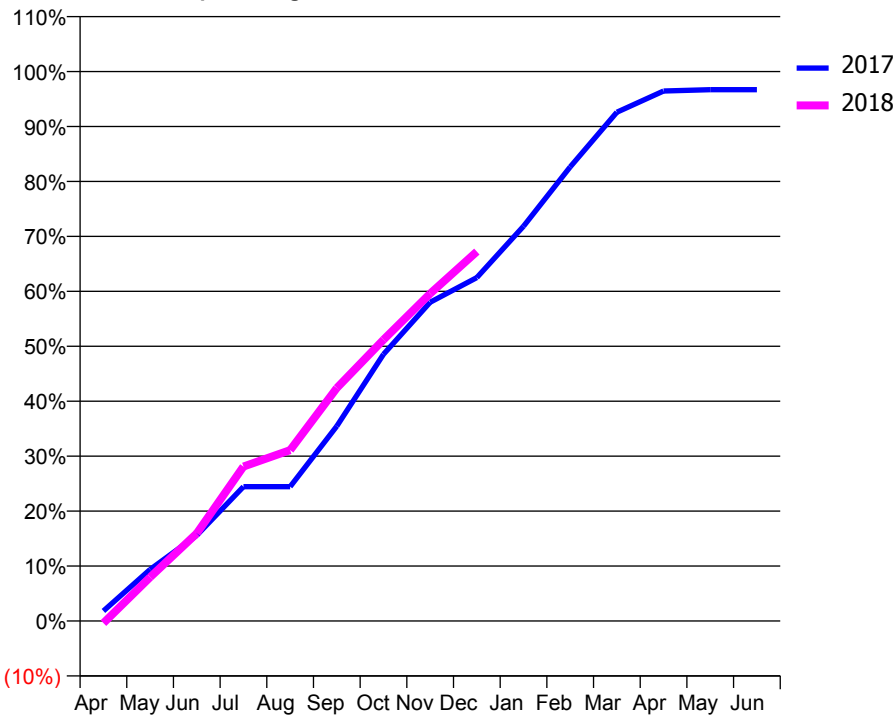
### ACCESS\*

Patients seen in 24 months	Total	Change since previous quarter
Quarter ending December 2016	5,933	
Quarter ending March 2017	6,097	↑
Quarter ending June 2017	6,238	↑
Quarter ending September 2017	6,315	→
Quarter ending December 2017	6,393	→
<b>Variance since December 2016</b>	<b>7.8%</b>	<b>↑</b>



### ACTIVITY

Cumulative percentage of contracted UDA delivered 2017 & 2018



Month	Adjusted Scheduled Activity (UDA)	
	2017	2018
April	339	-73
May	1,740	1,482
June	2,896	2,961
July	4,539	5,219
August	4,539	5,772
September	6,585	7,872
October	9,015	9,504
November	10,772	11,064
December	11,605	12,485
January	13,340	
February	15,347	
March	17,193	
April	17,907	
May	17,955	
June	17,954	

### QUALITY

	Quantity	Base Number	Contract	AT	Region	England
% of FP17s for the same patient ID Re-attending within 3 months - Children	73	1,095	6.7%	12.1%	12.9%	12.0%
% of FP17s for the same patient ID Re-attending within 3 months - Adults	685	5,450	12.6%	17.0%	16.5%	15.9%
% of FP17s for the same patient ID Re-attending between 3 & 9 months - Children	590	1,095	53.9%	57.5%	59.6%	58.0%
% of FP17s for the same patient ID Re-attending between 3 & 9 months - Adults	3,001	5,450	55.1%	51.2%	52.8%	50.5%
% of FP17s for Band 1 Urgent Courses	300	6,235	4.8%	9.6%	9.1%	9.0%
% of FP17s Relating to Free Repair or Replacements	140	6,235	2.2%	1.1%	1.0%	0.8%
% of FP17s Relating to Continuations	63	6,235	1.0%	1.3%	1.2%	1.1%
% of Patients satisfied with the dentistry they have received	8	9	N/A	92.1%	91.6%	91.5%
% of Patients satisfied with the time they had to wait for an appointment	8	9	N/A	90.8%	88.3%	87.9%

\* This is based on patients treated on this contract for their most recent course of treatment. Figures in italics indicate the base number of FP17s or Patient Questionnaire responses are less than 100. N/A is shown where the base number of responses is less than 10 during the period. % is calculated as Quantity/Base number\*100

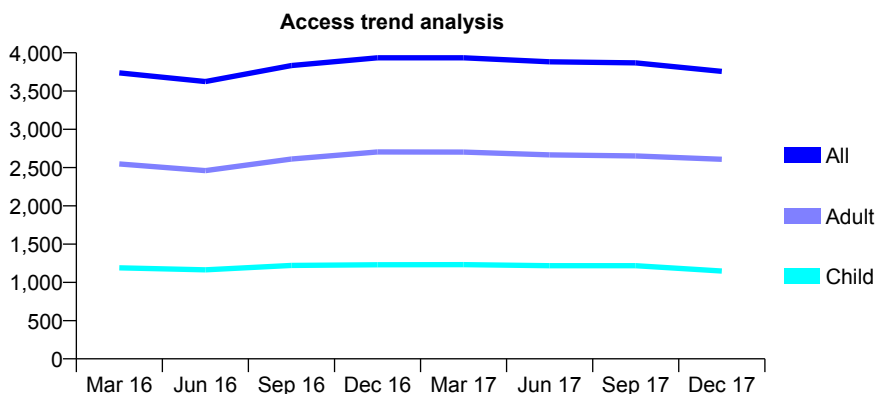
## Q44 - Vital Signs At a Glance Contract Report for 914215/0001 - December 2017

Name or company name	MISS AM O'HARE
Contract type name	GDS Contract
Purpose of contract	General
Contract start date	01/04/2006
Contract end date	

17/18 Contracted general activity (UDA)	9,700
Carry forward general activity (UDA)	0
17/18 Contracted orthodontic activity (UOA)	0
Carry forward orthodontic activity (UOA)	0
Baseline contract value	£301,186.96

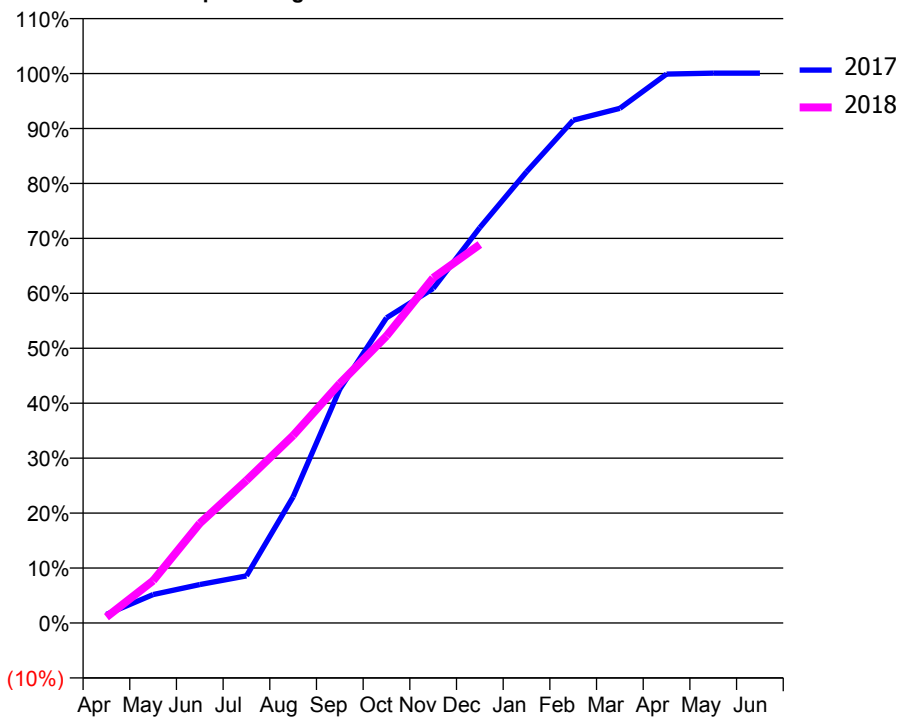
### ACCESS\*

Patients seen in 24 months	Total	Change since previous quarter
Quarter ending December 2016	3,934	
Quarter ending March 2017	3,934	→
Quarter ending June 2017	3,883	↓
Quarter ending September 2017	3,868	→
Quarter ending December 2017	3,756	↓
<b>Variance since December 2016</b>	<b>(4.5%)</b>	<b>↓</b>



### ACTIVITY

Cumulative percentage of contracted UDA delivered 2017 & 2018



Month	Adjusted Scheduled Activity (UDA)	
	2017	2018
April	154	106
May	512	747
June	693	1,761
July	849	2,518
August	2,273	3,312
September	4,213	4,228
October	5,496	5,066
November	6,024	6,093
December	7,121	6,682
January	8,125	
February	9,052	
March	9,266	
April	9,884	
May	9,900	
June	9,901	

### QUALITY

	Quantity	Base Number	Contract	AT	Region	England
% of FP17s for the same patient ID Re-attending within 3 months - Children	56	1,102	5.1%	12.1%	12.9%	12.0%
% of FP17s for the same patient ID Re-attending within 3 months - Adults	200	2,058	9.7%	17.0%	16.5%	15.9%
% of FP17s for the same patient ID Re-attending between 3 & 9 months - Children	489	1,102	44.4%	57.5%	59.6%	58.0%
% of FP17s for the same patient ID Re-attending between 3 & 9 months - Adults	769	2,058	37.4%	51.2%	52.8%	50.5%
% of FP17s for Band 1 Urgent Courses	245	2,894	8.5%	9.6%	9.1%	9.0%
% of FP17s Relating to Free Repair or Replacements	5	2,894	0.2%	1.1%	1.0%	0.8%
% of FP17s Relating to Continuations	17	2,894	0.6%	1.3%	1.2%	1.1%
% of Patients satisfied with the dentistry they have received	16	16	100.0%	92.1%	91.6%	91.5%
% of Patients satisfied with the time they had to wait for an appointment	15	16	93.8%	90.8%	88.3%	87.9%

\* This is based on patients treated on this contract for their most recent course of treatment. Figures in italics indicate the base number of FP17s or Patient Questionnaire responses are less than 100. N/A is shown where the base number of responses is less than 10 during the period. % is calculated as Quantity/Base number\*100

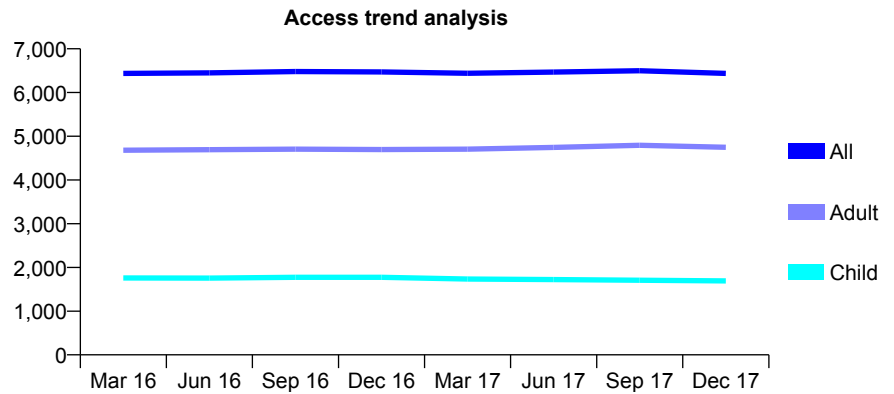
## Q44 - Vital Signs At a Glance Contract Report for 914479/0001 - December 2017

Name or company name	MR JP MIMNAGH
Contract type name	GDS Contract
Purpose of contract	General
Contract start date	01/04/2006
Contract end date	

17/18 Contracted general activity (UDA)	16,750
Carry forward general activity (UDA)	0
17/18 Contracted orthodontic activity (UOA)	0
Carry forward orthodontic activity (UOA)	0
Baseline contract value	£502,776.40

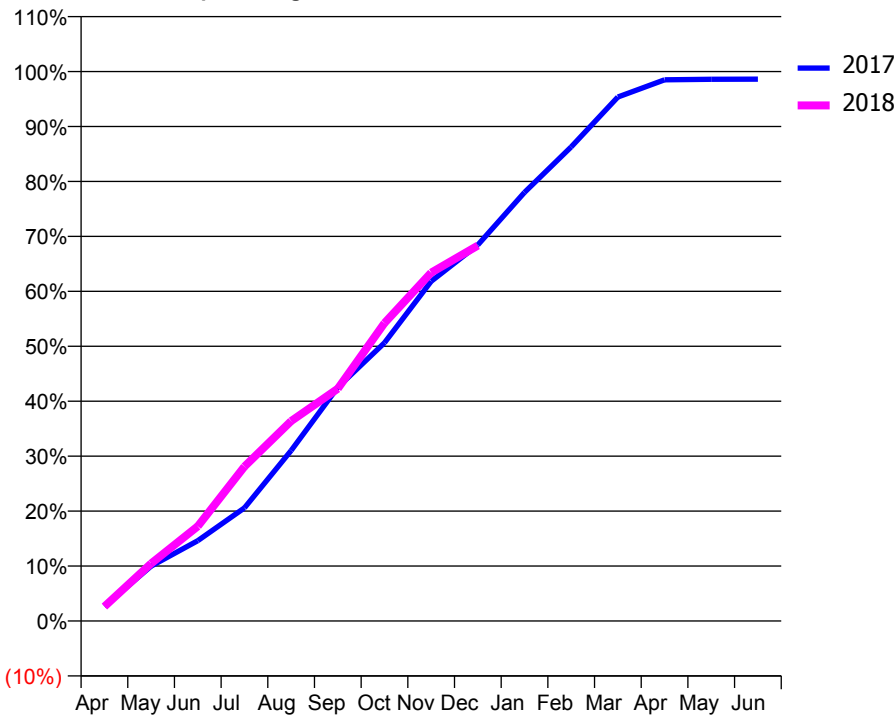
### ACCESS\*

Patients seen in 24 months	Total	Change since previous quarter
Quarter ending December 2016	6,472	
Quarter ending March 2017	6,439	→
Quarter ending June 2017	6,468	→
Quarter ending September 2017	6,499	→
Quarter ending December 2017	6,438	→
<b>Variance since December 2016</b>	<b>(0.5%)</b>	→



### ACTIVITY

Cumulative percentage of contracted UDA delivered 2017 & 2018



Month	Adjusted Scheduled Activity (UDA)	
	2017	2018
April	450	442
May	1,673	1,753
June	2,450	2,888
July	3,450	4,707
August	5,198	6,093
September	7,121	7,085
October	8,483	9,083
November	10,356	10,618
December	11,465	11,444
January	13,068	
February	14,454	
March	15,972	
April	16,498	
May	16,511	
June	16,518	

### QUALITY

	Quantity	Base Number	Contract	AT	Region	England
% of FP17s for the same patient ID Re-attending within 3 months - Children	106	1,476	7.2%	12.1%	12.9%	12.0%
% of FP17s for the same patient ID Re-attending within 3 months - Adults	546	3,807	14.3%	17.0%	16.5%	15.9%
% of FP17s for the same patient ID Re-attending between 3 & 9 months - Children	642	1,476	43.5%	57.5%	59.6%	58.0%
% of FP17s for the same patient ID Re-attending between 3 & 9 months - Adults	1,492	3,807	39.2%	51.2%	52.8%	50.5%
% of FP17s for Band 1 Urgent Courses	559	4,688	11.9%	9.6%	9.1%	9.0%
% of FP17s Relating to Free Repair or Replacements	78	4,688	1.7%	1.1%	1.0%	0.8%
% of FP17s Relating to Continuations	91	4,688	1.9%	1.3%	1.2%	1.1%
% of Patients satisfied with the dentistry they have received	17	19	89.5%	92.1%	91.6%	91.5%
% of Patients satisfied with the time they had to wait for an appointment	15	19	78.9%	90.8%	88.3%	87.9%

\* This is based on patients treated on this contract for their most recent course of treatment. Figures in italics indicate the base number of FP17s or Patient Questionnaire responses are less than 100. N/A is shown where the base number of responses is less than 10 during the period. % is calculated as Quantity/Base number\*100

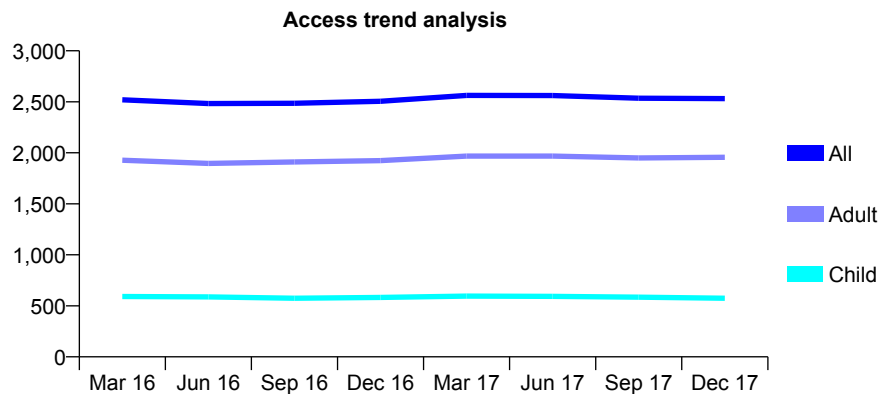
## Q44 - Vital Signs At a Glance Contract Report for 927511/0001 - December 2017

Name or company name	MISS AS DEVINE
Contract type name	GDS Contract
Purpose of contract	General
Contract start date	01/04/2006
Contract end date	

17/18 Contracted general activity (UDA)	7,500
Carry forward general activity (UDA)	252
17/18 Contracted orthodontic activity (UOA)	0
Carry forward orthodontic activity (UOA)	0
Baseline contract value	£204,197.94

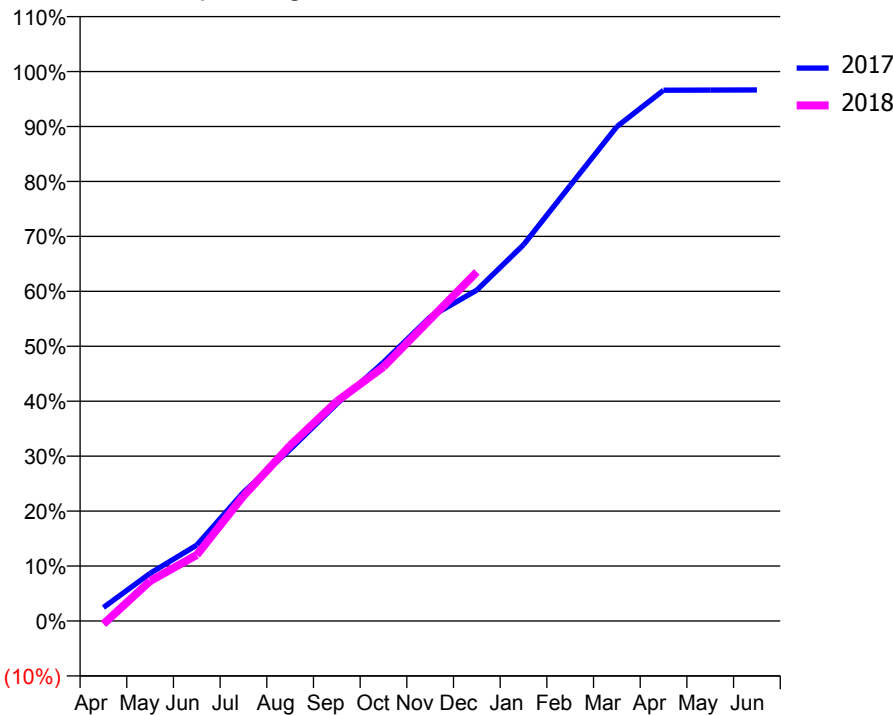
### ACCESS\*

Patients seen in 24 months	Total	Change since previous quarter
Quarter ending December 2016	2,505	
Quarter ending March 2017	2,563	↑
Quarter ending June 2017	2,561	→
Quarter ending September 2017	2,535	↓
Quarter ending December 2017	2,531	→
<b>Variance since December 2016</b>	<b>1.0%</b>	<b>→</b>



### ACTIVITY

Cumulative percentage of contracted UDA delivered 2017 & 2018



Month	Adjusted Scheduled Activity (UDA)	
	2017	2018
April	185	-43
May	650	546
June	1,036	902
July	1,758	1,707
August	2,341	2,396
September	2,963	2,999
October	3,532	3,467
November	4,151	4,118
December	4,516	4,764
January	5,135	
February	5,943	
March	6,747	
April	7,245	
May	7,246	
June	7,248	

### QUALITY

	Quantity	Base Number	Contract	AT	Region	England
% of FP17s for the same patient ID Re-attending within 3 months - Children	54	694	7.8%	12.1%	12.9%	12.0%
% of FP17s for the same patient ID Re-attending within 3 months - Adults	576	2,646	21.8%	17.0%	16.5%	15.9%
% of FP17s for the same patient ID Re-attending between 3 & 9 months - Children	445	694	64.1%	57.5%	59.6%	58.0%
% of FP17s for the same patient ID Re-attending between 3 & 9 months - Adults	1,447	2,646	54.7%	51.2%	52.8%	50.5%
% of FP17s for Band 1 Urgent Courses	84	3,095	2.7%	9.6%	9.1%	9.0%
% of FP17s Relating to Free Repair or Replacements	30	3,095	1.0%	1.1%	1.0%	0.8%
% of FP17s Relating to Continuations	21	3,095	0.7%	1.3%	1.2%	1.1%
% of Patients satisfied with the dentistry they have received	7	7	N/A	92.1%	91.6%	91.5%
% of Patients satisfied with the time they had to wait for an appointment	7	7	N/A	90.8%	88.3%	87.9%

\* This is based on patients treated on this contract for their most recent course of treatment. Figures in italics indicate the base number of FP17s or Patient Questionnaire responses are less than 100. N/A is shown where the base number of responses is less than 10 during the period. % is calculated as Quantity/Base number\*100

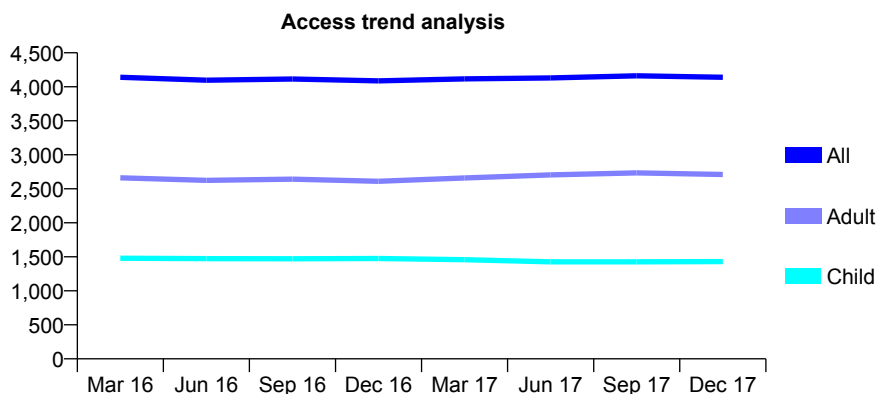
## Q44 - Vital Signs At a Glance Contract Report for 931160/0001 - December 2017

Name or company name	MISS EJ MARSDEN
Contract type name	GDS Contract
Purpose of contract	General
Contract start date	01/04/2006
Contract end date	

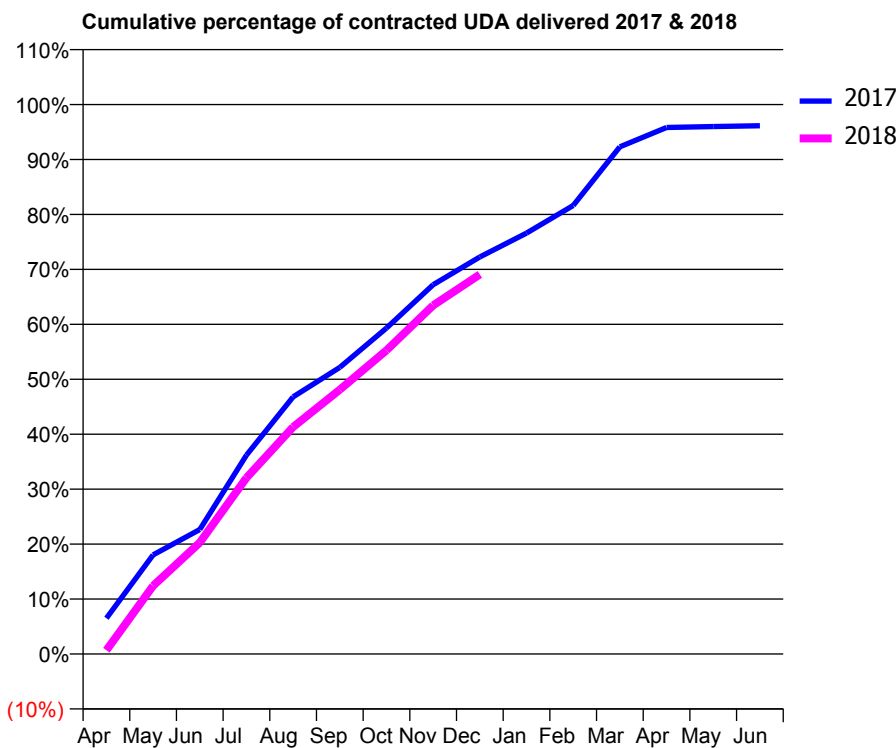
17/18 Contracted general activity (UDA)	8,915
Carry forward general activity (UDA)	345
17/18 Contracted orthodontic activity (UOA)	0
Carry forward orthodontic activity (UOA)	0
Baseline contract value	£218,651.04

### ACCESS\*

Patients seen in 24 months	Total	Change since previous quarter
Quarter ending December 2016	4,087	
Quarter ending March 2017	4,117	→
Quarter ending June 2017	4,131	→
Quarter ending September 2017	4,161	→
Quarter ending December 2017	4,141	→
<b>Variance since December 2016</b>	<b>1.3%</b>	<b>→</b>



### ACTIVITY



Month	Adjusted Scheduled Activity (UDA)	
	2017	2018
April	580	61
May	1,609	1,107
June	2,019	1,808
July	3,226	2,858
August	4,172	3,684
September	4,650	4,290
October	5,289	4,926
November	5,991	5,656
December	6,441	6,158
January	6,829	
February	7,276	
March	8,228	
April	8,543	
May	8,558	
June	8,570	

### QUALITY

	Quantity	Base Number	Contract	AT	Region	England
% of FP17s for the same patient ID Re-attending within 3 months - Children	113	1,609	7.0%	12.1%	12.9%	12.0%
% of FP17s for the same patient ID Re-attending within 3 months - Adults	349	2,625	13.3%	17.0%	16.5%	15.9%
% of FP17s for the same patient ID Re-attending between 3 & 9 months - Children	991	1,609	61.6%	57.5%	59.6%	58.0%
% of FP17s for the same patient ID Re-attending between 3 & 9 months - Adults	785	2,625	29.9%	51.2%	52.8%	50.5%
% of FP17s for Band 1 Urgent Courses	259	4,066	6.4%	9.6%	9.1%	9.0%
% of FP17s Relating to Free Repair or Replacements	7	4,066	0.2%	1.1%	1.0%	0.8%
% of FP17s Relating to Continuations	123	4,066	3.0%	1.3%	1.2%	1.1%
% of Patients satisfied with the dentistry they have received	9	9	N/A	92.1%	91.6%	91.5%
% of Patients satisfied with the time they had to wait for an appointment	7	9	N/A	90.8%	88.3%	87.9%

\* This is based on patients treated on this contract for their most recent course of treatment. Figures in italics indicate the base number of FP17s or Patient Questionnaire responses are less than 100. N/A is shown where the base number of responses is less than 10 during the period. % is calculated as Quantity/Base number\*100



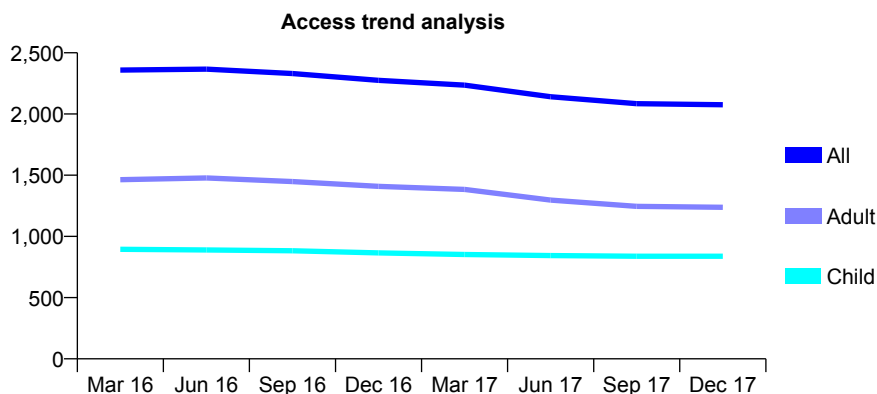
## Q44 - Vital Signs At a Glance Contract Report for 933708/0001 - December 2017

Name or company name	MR JW BAX
Contract type name	GDS Contract
Purpose of contract	General
Contract start date	01/04/2006
Contract end date	

17/18 Contracted general activity (UDA)	7,340
Carry forward general activity (UDA)	0
17/18 Contracted orthodontic activity (UOA)	0
Carry forward orthodontic activity (UOA)	0
Baseline contract value	£175,040.43

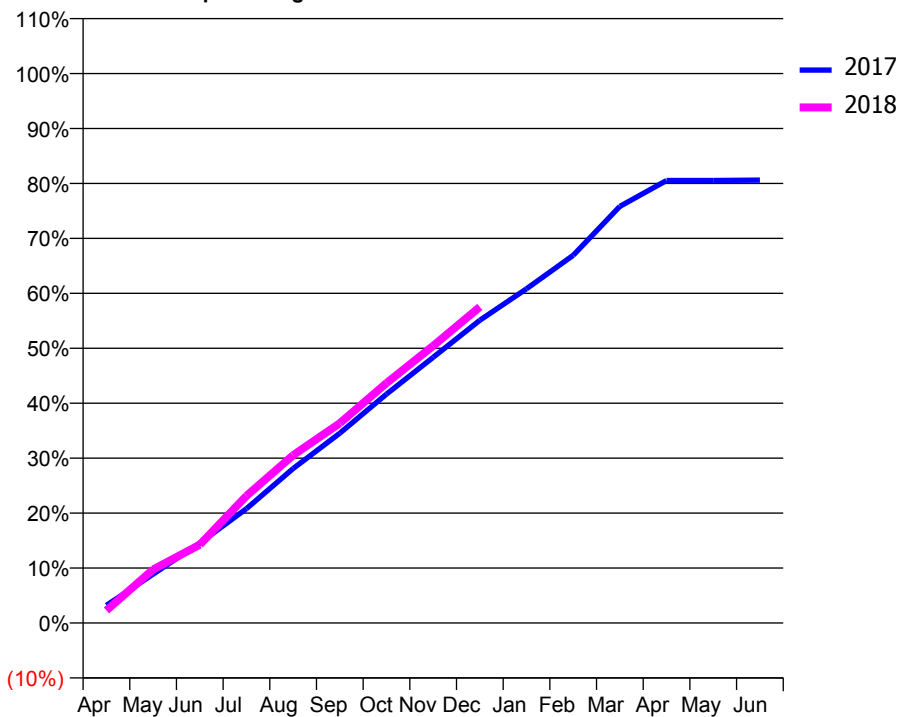
### ACCESS\*

Patients seen in 24 months	Total	Change since previous quarter
Quarter ending December 2016	2,275	
Quarter ending March 2017	2,236	↓
Quarter ending June 2017	2,141	↓
Quarter ending September 2017	2,084	↓
Quarter ending December 2017	2,076	→
<b>Variance since December 2016</b>	<b>(8.7%)</b>	<b>↓</b>



### ACTIVITY

Cumulative percentage of contracted UDA delivered 2017 & 2018



Month	Adjusted Scheduled Activity (UDA)	
	2017	2018
April	235	169
May	653	714
June	1,067	1,046
July	1,528	1,698
August	2,064	2,242
September	2,536	2,668
October	3,057	3,205
November	3,549	3,703
December	4,044	4,223
January	4,465	
February	4,912	
March	5,566	
April	5,910	
May	5,911	
June	5,916	

### QUALITY

	Quantity	Base Number	Contract	AT	Region	England
% of FP17s for the same patient ID Re-attending within 3 months - Children	172	1,159	14.8%	12.1%	12.9%	12.0%
% of FP17s for the same patient ID Re-attending within 3 months - Adults	257	1,491	17.2%	17.0%	16.5%	15.9%
% of FP17s for the same patient ID Re-attending between 3 & 9 months - Children	743	1,159	64.1%	57.5%	59.6%	58.0%
% of FP17s for the same patient ID Re-attending between 3 & 9 months - Adults	977	1,491	65.5%	51.2%	52.8%	50.5%
% of FP17s for Band 1 Urgent Courses	186	2,486	7.5%	9.6%	9.1%	9.0%
% of FP17s Relating to Free Repair or Replacements	24	2,486	1.0%	1.1%	1.0%	0.8%
% of FP17s Relating to Continuations	11	2,486	0.4%	1.3%	1.2%	1.1%
% of Patients satisfied with the dentistry they have received	5	6	N/A	92.1%	91.6%	91.5%
% of Patients satisfied with the time they had to wait for an appointment	6	6	N/A	90.8%	88.3%	87.9%

\* This is based on patients treated on this contract for their most recent course of treatment. Figures in italics indicate the base number of FP17s or Patient Questionnaire responses are less than 100. N/A is shown where the base number of responses is less than 10 during the period. % is calculated as Quantity/Base number\*100

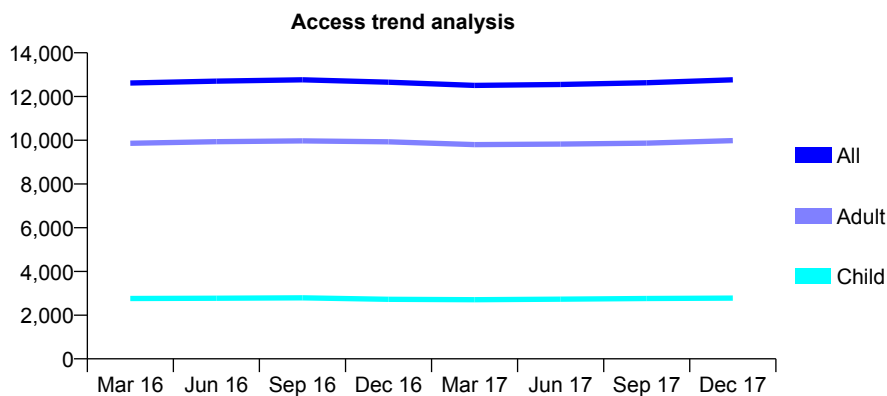
## Q44 - Vital Signs At a Glance Contract Report for 935360/0001 - December 2017

Name or company name	Sutton Dental Practice
Contract type name	GDS Contract
Purpose of contract	General
Contract start date	01/04/2006
Contract end date	

17/18 Contracted general activity (UDA)	40,588
Carry forward general activity (UDA)	657
17/18 Contracted orthodontic activity (UOA)	0
Carry forward orthodontic activity (UOA)	0
Baseline contract value	£1,207,165.09

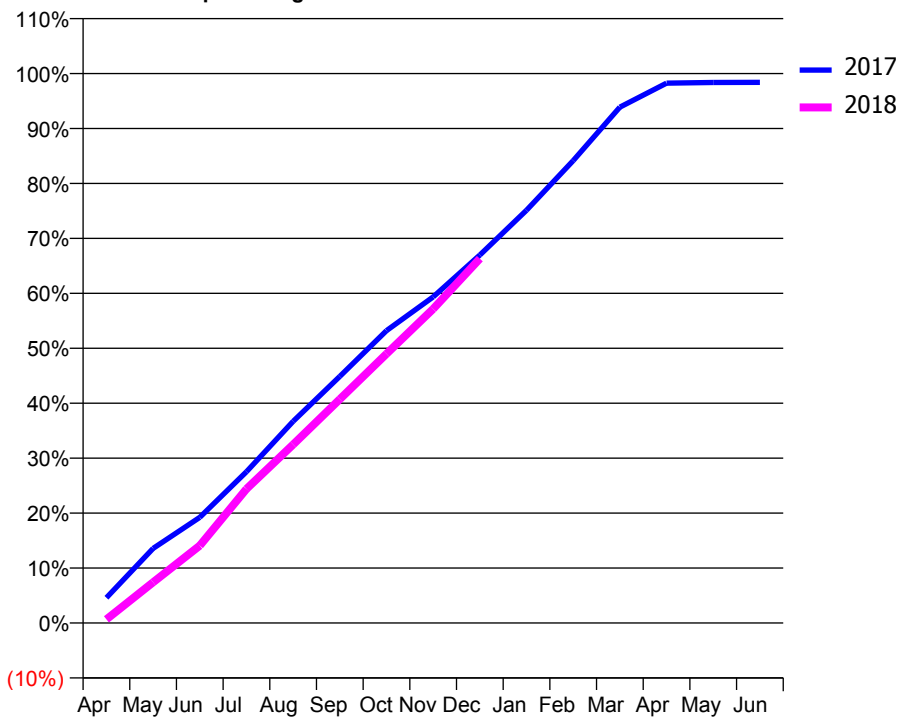
### ACCESS\*

Patients seen in 24 months	Total	Change since previous quarter
Quarter ending December 2016	12,655	
Quarter ending March 2017	12,507	↓
Quarter ending June 2017	12,550	→
Quarter ending September 2017	12,630	→
Quarter ending December 2017	12,762	→
<b>Variance since December 2016</b>	<b>0.8%</b>	<b>→</b>



### ACTIVITY

Cumulative percentage of contracted UDA delivered 2017 & 2018



Month	Adjusted Scheduled Activity (UDA)	
	2017	2018
April	1,863	267
May	5,514	3,006
June	7,803	5,720
July	11,170	9,903
August	14,900	13,186
September	18,213	16,529
October	21,598	19,880
November	24,082	23,202
December	27,177	26,916
January	30,490	
February	34,151	
March	38,102	
April	39,874	
May	39,924	
June	39,931	

### QUALITY

	Quantity	Base Number	Contract	AT	Region	England
% of FP17s for the same patient ID Re-attending within 3 months - Children	277	3,274	8.5%	12.1%	12.9%	12.0%
% of FP17s for the same patient ID Re-attending within 3 months - Adults	1,612	11,626	13.9%	17.0%	16.5%	15.9%
% of FP17s for the same patient ID Re-attending between 3 & 9 months - Children	2,019	3,274	61.7%	57.5%	59.6%	58.0%
% of FP17s for the same patient ID Re-attending between 3 & 9 months - Adults	7,320	11,626	63.0%	51.2%	52.8%	50.5%
% of FP17s for Band 1 Urgent Courses	1,471	14,038	10.5%	9.6%	9.1%	9.0%
% of FP17s Relating to Free Repair or Replacements	105	14,038	0.7%	1.1%	1.0%	0.8%
% of FP17s Relating to Continuations	221	14,038	1.6%	1.3%	1.2%	1.1%
% of Patients satisfied with the dentistry they have received	15	17	88.2%	92.1%	91.6%	91.5%
% of Patients satisfied with the time they had to wait for an appointment	17	17	100.0%	90.8%	88.3%	87.9%

\* This is based on patients treated on this contract for their most recent course of treatment. Figures in italics indicate the base number of FP17s or Patient Questionnaire responses are less than 100. N/A is shown where the base number of responses is less than 10 during the period. % is calculated as Quantity/Base number\*100

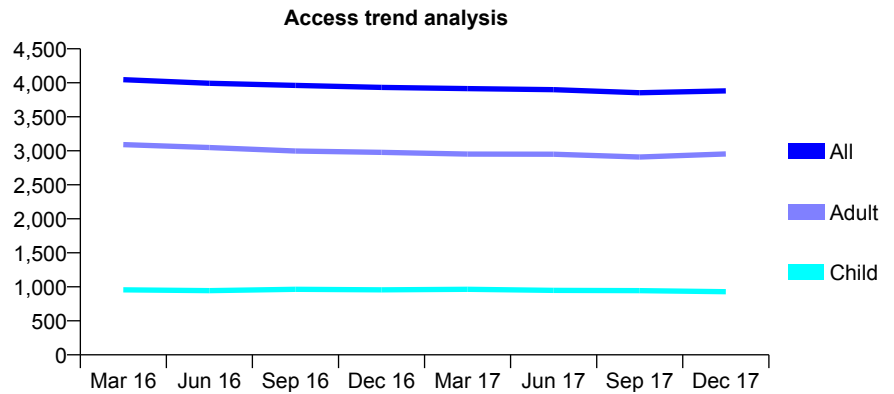
## Q44 - Vital Signs At a Glance Contract Report for 938289/0001 - December 2017

Name or company name	MR KC HO
Contract type name	GDS Contract
Purpose of contract	General
Contract start date	01/04/2006
Contract end date	

17/18 Contracted general activity (UDA)	12,193
Carry forward general activity (UDA)	0
17/18 Contracted orthodontic activity (UOA)	0
Carry forward orthodontic activity (UOA)	0
Baseline contract value	£356,200.01

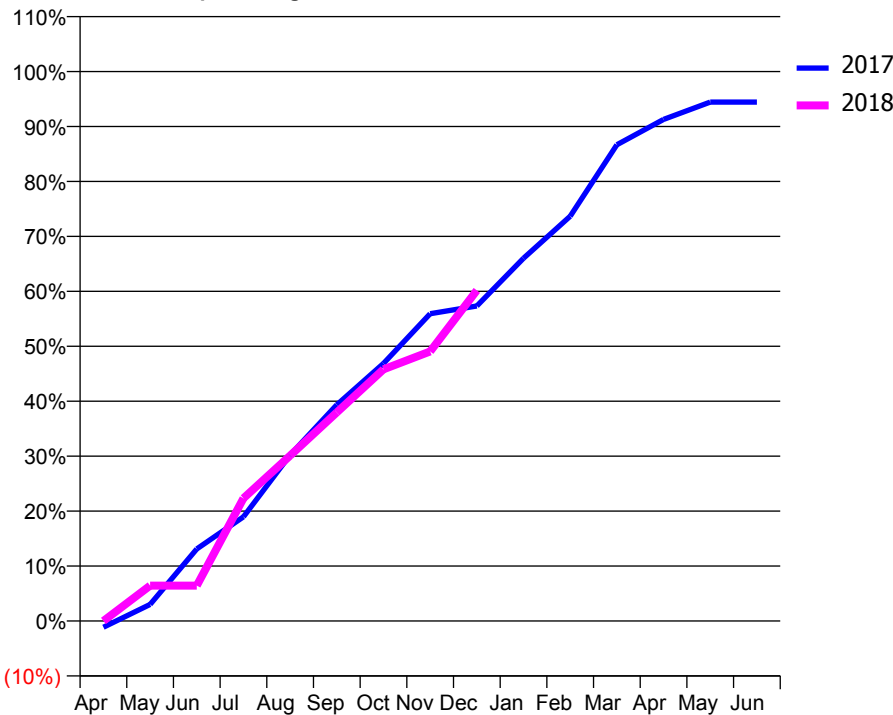
### ACCESS\*

Patients seen in 24 months	Total	Change since previous quarter
Quarter ending December 2016	3,933	
Quarter ending March 2017	3,915	→
Quarter ending June 2017	3,899	→
Quarter ending September 2017	3,853	↓
Quarter ending December 2017	3,882	→
<b>Variance since December 2016</b>	<b>(1.3%)</b>	<b>↓</b>



### ACTIVITY

Cumulative percentage of contracted UDA delivered 2017 & 2018



Month	Adjusted Scheduled Activity (UDA)	
	2017	2018
April	-142	0
May	370	785
June	1,598	785
July	2,311	2,725
August	3,686	3,671
September	4,798	4,629
October	5,716	5,585
November	6,819	5,981
December	6,992	7,337
January	8,051	
February	8,982	
March	10,567	
April	11,130	
May	11,516	
June	11,516	

### QUALITY

	Quantity	Base Number	Contract	AT	Region	England
% of FP17s for the same patient ID Re-attending within 3 months - Children	79	1,195	6.6%	12.1%	12.9%	12.0%
% of FP17s for the same patient ID Re-attending within 3 months - Adults	293	2,936	10.0%	17.0%	16.5%	15.9%
% of FP17s for the same patient ID Re-attending between 3 & 9 months - Children	821	1,195	68.7%	57.5%	59.6%	58.0%
% of FP17s for the same patient ID Re-attending between 3 & 9 months - Adults	1,695	2,936	57.7%	51.2%	52.8%	50.5%
% of FP17s for Band 1 Urgent Courses	331	3,775	8.8%	9.6%	9.1%	9.0%
% of FP17s Relating to Free Repair or Replacements	37	3,775	1.0%	1.1%	1.0%	0.8%
% of FP17s Relating to Continuations	21	3,775	0.6%	1.3%	1.2%	1.1%
% of Patients satisfied with the dentistry they have received	7	10	70.0%	92.1%	91.6%	91.5%
% of Patients satisfied with the time they had to wait for an appointment	10	10	100.0%	90.8%	88.3%	87.9%

\* This is based on patients treated on this contract for their most recent course of treatment. Figures in italics indicate the base number of FP17s or Patient Questionnaire responses are less than 100. N/A is shown where the base number of responses is less than 10 during the period. % is calculated as Quantity/Base number\*100

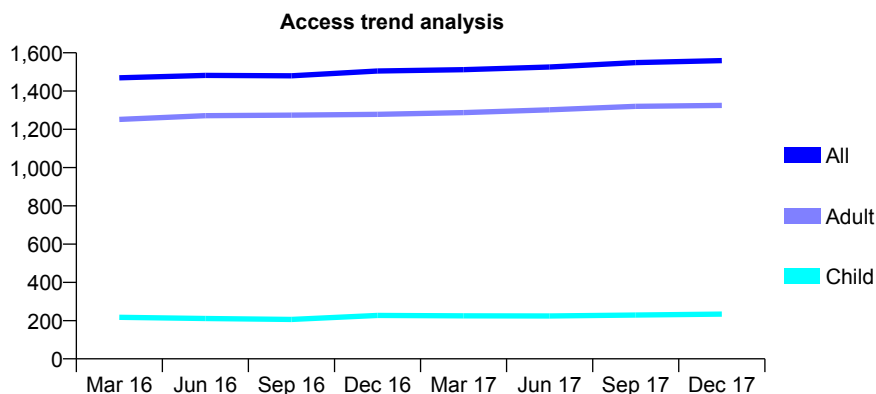
## Q44 - Vital Signs At a Glance Contract Report for 960071/0001 - December 2017

Name or company name	MR F LADJEVARDI
Contract type name	GDS Contract
Purpose of contract	General
Contract start date	10/10/2006
Contract end date	

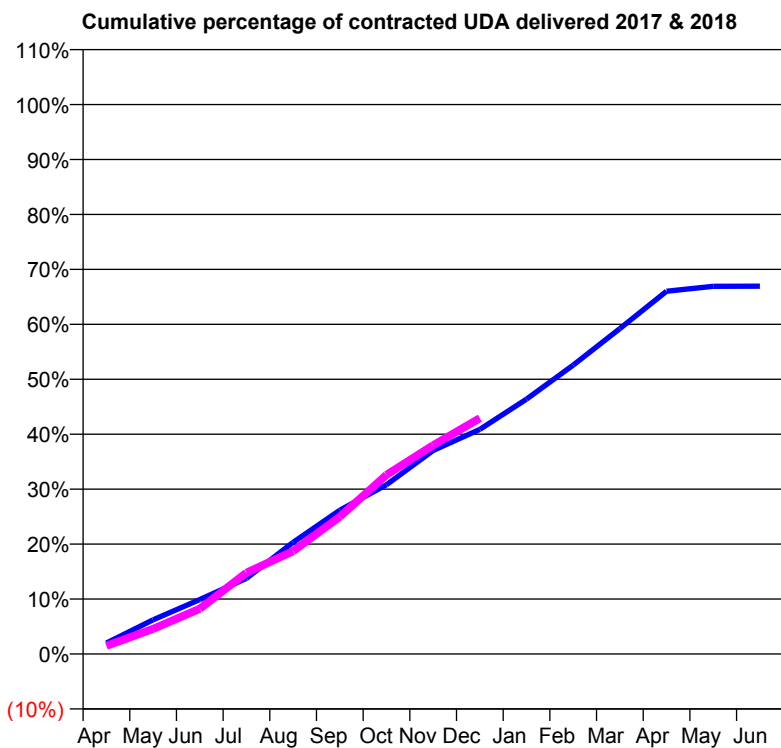
17/18 Contracted general activity (UDA)	7,618
Carry forward general activity (UDA)	0
17/18 Contracted orthodontic activity (UOA)	0
Carry forward orthodontic activity (UOA)	0
Baseline contract value	£203,346.26

### ACCESS\*

Patients seen in 24 months	Total	Change since previous quarter
Quarter ending December 2016	1,505	
Quarter ending March 2017	1,512	→
Quarter ending June 2017	1,526	→
Quarter ending September 2017	1,549	→
Quarter ending December 2017	1,559	→
<b>Variance since December 2016</b>	<b>3.6%</b>	<b>↑</b>



### ACTIVITY



Month	Adjusted Scheduled Activity (UDA)	
	2017	2018
April	153	114
May	475	349
June	755	628
July	1,049	1,128
August	1,548	1,426
September	1,993	1,903
October	2,348	2,483
November	2,822	2,895
December	3,114	3,269
January	3,533	
February	4,004	
March	4,512	
April	5,029	
May	5,098	
June	5,099	

### QUALITY

	Quantity	Base Number	Contract	AT	Region	England
% of FP17s for the same patient ID Re-attending within 3 months - Children	17	285	6.0%	12.1%	12.9%	12.0%
% of FP17s for the same patient ID Re-attending within 3 months - Adults	215	1,565	13.7%	17.0%	16.5%	15.9%
% of FP17s for the same patient ID Re-attending between 3 & 9 months - Children	163	285	57.2%	57.5%	59.6%	58.0%
% of FP17s for the same patient ID Re-attending between 3 & 9 months - Adults	933	1,565	59.6%	51.2%	52.8%	50.5%
% of FP17s for Band 1 Urgent Courses	173	1,618	10.7%	9.6%	9.1%	9.0%
% of FP17s Relating to Free Repair or Replacements	8	1,618	0.5%	1.1%	1.0%	0.8%
% of FP17s Relating to Continuations	10	1,618	0.6%	1.3%	1.2%	1.1%
% of Patients satisfied with the dentistry they have received	3	3	N/A	92.1%	91.6%	91.5%
% of Patients satisfied with the time they had to wait for an appointment	3	3	N/A	90.8%	88.3%	87.9%

\* This is based on patients treated on this contract for their most recent course of treatment. Figures in italics indicate the base number of FP17s or Patient Questionnaire responses are less than 100. N/A is shown where the base number of responses is less than 10 during the period. % is calculated as Quantity/Base number\*100

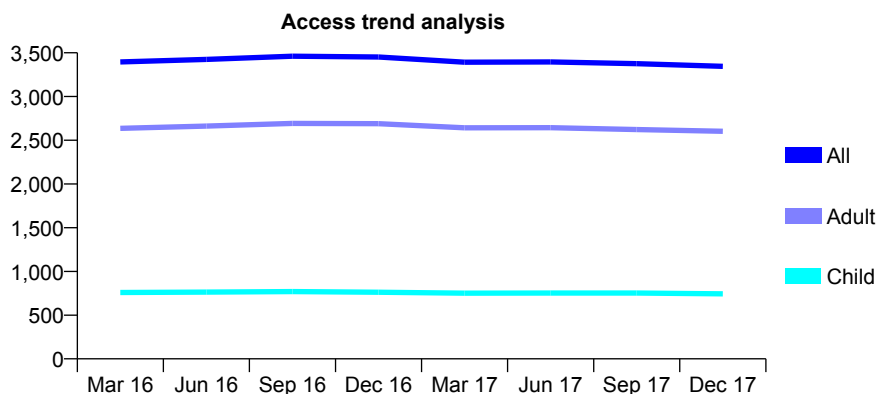
## Q44 - Vital Signs At a Glance Contract Report for 968404/0001 - December 2017

Name or company name	MR WK ASKAR
Contract type name	GDS Contract
Purpose of contract	General
Contract start date	22/09/2007
Contract end date	

17/18 Contracted general activity (UDA)	8,417
Carry forward general activity (UDA)	0
17/18 Contracted orthodontic activity (UOA)	0
Carry forward orthodontic activity (UOA)	0
Baseline contract value	£230,377.95

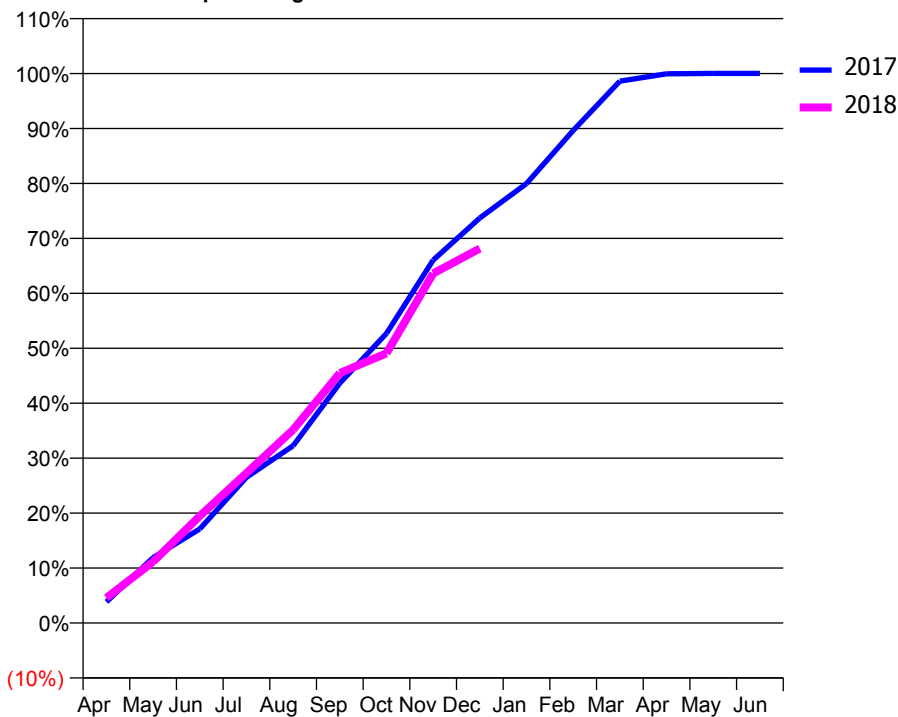
### ACCESS\*

Patients seen in 24 months	Total	Change since previous quarter
Quarter ending December 2016	3,452	
Quarter ending March 2017	3,393	↓
Quarter ending June 2017	3,396	→
Quarter ending September 2017	3,375	→
Quarter ending December 2017	3,345	→
<b>Variance since December 2016</b>	<b>(3.1%)</b>	<b>↓</b>



### ACTIVITY

Cumulative percentage of contracted UDA delivered 2017 & 2018



Month	Adjusted Scheduled Activity (UDA)	
	2017	2018
April	330	385
May	1,020	939
June	1,468	1,639
July	2,274	2,297
August	2,765	2,960
September	3,742	3,829
October	4,519	4,131
November	5,661	5,354
December	6,319	5,736
January	6,855	
February	7,683	
March	8,455	
April	8,568	
May	8,573	
June	8,573	

### QUALITY

	Quantity	Base Number	Contract	AT	Region	England
% of FP17s for the same patient ID Re-attending within 3 months - Children	61	713	8.6%	12.1%	12.9%	12.0%
% of FP17s for the same patient ID Re-attending within 3 months - Adults	437	2,478	17.6%	17.0%	16.5%	15.9%
% of FP17s for the same patient ID Re-attending between 3 & 9 months - Children	369	713	51.8%	57.5%	59.6%	58.0%
% of FP17s for the same patient ID Re-attending between 3 & 9 months - Adults	1,216	2,478	49.1%	51.2%	52.8%	50.5%
% of FP17s for Band 1 Urgent Courses	307	2,695	11.4%	9.6%	9.1%	9.0%
% of FP17s Relating to Free Repair or Replacements	74	2,695	2.7%	1.1%	1.0%	0.8%
% of FP17s Relating to Continuations	46	2,695	1.7%	1.3%	1.2%	1.1%
% of Patients satisfied with the dentistry they have received	11	11	100.0%	92.1%	91.6%	91.5%
% of Patients satisfied with the time they had to wait for an appointment	11	11	100.0%	90.8%	88.3%	87.9%

\* This is based on patients treated on this contract for their most recent course of treatment. Figures in italics indicate the base number of FP17s or Patient Questionnaire responses are less than 100. N/A is shown where the base number of responses is less than 10 during the period. % is calculated as Quantity/Base number\*100

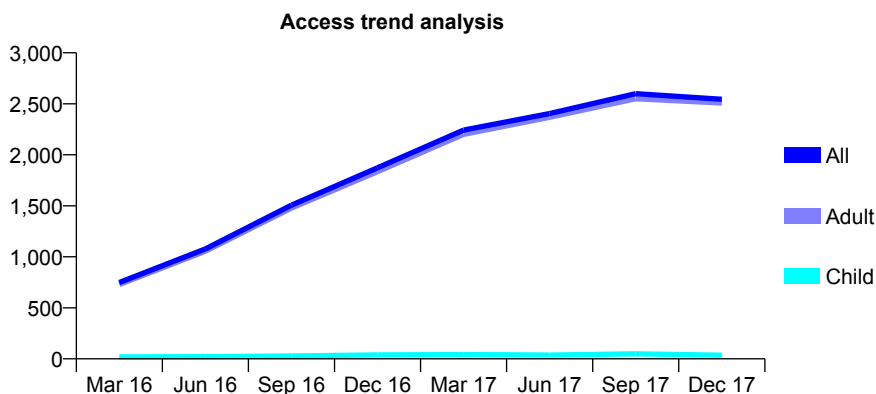
## Q44 - Vital Signs At a Glance Contract Report for 968404/0003 - December 2017

Name or company name	MR WK ASKAR
Contract type name	PDS Contract
Purpose of contract	General
Contract start date	01/07/2015
Contract end date	30/06/2018

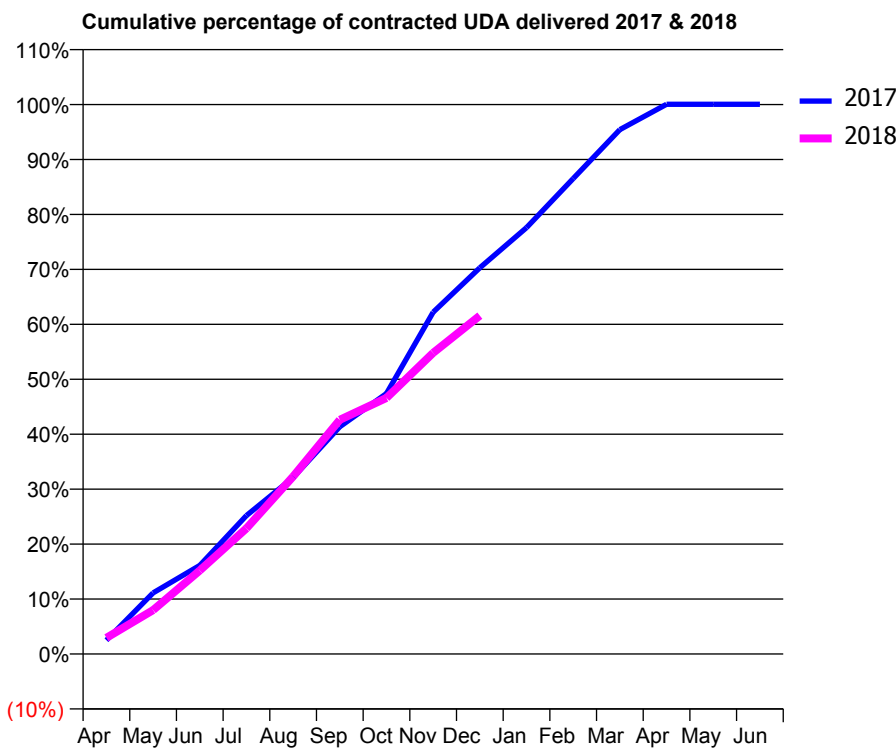
17/18 Contracted general activity (UDA)	7,500
Carry forward general activity (UDA)	0
17/18 Contracted orthodontic activity (UOA)	0
Carry forward orthodontic activity (UOA)	0
Baseline contract value	£397,369.06

### ACCESS\*

Patients seen in 24 months	Total	Change since previous quarter
Quarter ending December 2016	1,872	
Quarter ending March 2017	2,243	↑
Quarter ending June 2017	2,405	↑
Quarter ending September 2017	2,599	↑
Quarter ending December 2017	2,544	↓
<b>Variance since December 2016</b>	<b>35.9%</b>	<b>↑</b>



### ACTIVITY



Month	Adjusted Scheduled Activity (UDA)	
	2017	2018
April	189	222
May	834	600
June	1,209	1,140
July	1,890	1,716
August	2,409	2,424
September	3,102	3,196
October	3,555	3,496
November	4,665	4,111
December	5,271	4,618
January	5,820	
February	6,489	
March	7,158	
April	7,503	
May	7,503	
June	7,503	

### QUALITY

	Quantity	Base Number	Contract	AT	Region	England
% of FP17s for the same patient ID Re-attending within 3 months - Children	0	33	0.0%	12.1%	12.9%	12.0%
% of FP17s for the same patient ID Re-attending within 3 months - Adults	31	1,621	1.9%	17.0%	16.5%	15.9%
% of FP17s for the same patient ID Re-attending between 3 & 9 months - Children	0	33	0.0%	57.5%	59.6%	58.0%
% of FP17s for the same patient ID Re-attending between 3 & 9 months - Adults	7	1,621	0.4%	51.2%	52.8%	50.5%
% of FP17s for Band 1 Urgent Courses	0	1,539	0.0%	9.6%	9.1%	9.0%
% of FP17s Relating to Free Repair or Replacements	0	1,539	0.0%	1.1%	1.0%	0.8%
% of FP17s Relating to Continuations	0	1,539	0.0%	1.3%	1.2%	1.1%
% of Patients satisfied with the dentistry they have received	2	2	N/A	92.1%	91.6%	91.5%
% of Patients satisfied with the time they had to wait for an appointment	2	2	N/A	90.8%	88.3%	87.9%

\* This is based on patients treated on this contract for their most recent course of treatment. Figures in italics indicate the base number of FP17s or Patient Questionnaire responses are less than 100. N/A is shown where the base number of responses is less than 10 during the period. % is calculated as Quantity/Base number\*100

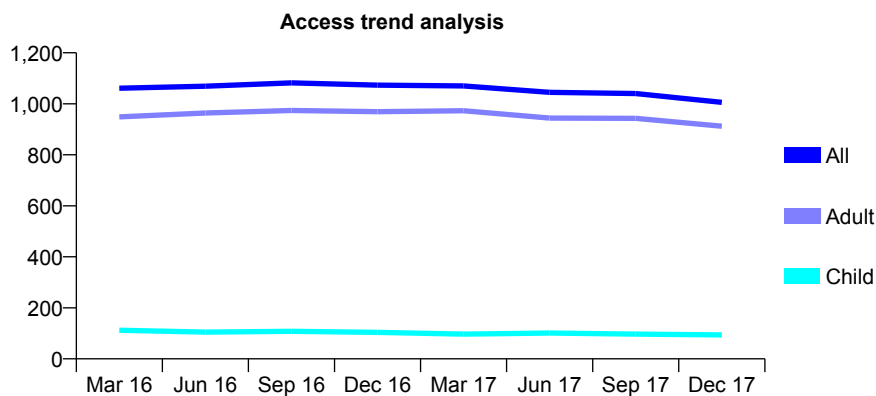
## Q44 - Vital Signs At a Glance Contract Report for 986801/0005 - December 2017

Name or company name	MR MN DEVLIN
Contract type name	GDS Contract
Purpose of contract	General
Contract start date	01/10/2007
Contract end date	

17/18 Contracted general activity (UDA)	3,791
Carry forward general activity (UDA)	0
17/18 Contracted orthodontic activity (UOA)	0
Carry forward orthodontic activity (UOA)	0
Baseline contract value	£71,580.08

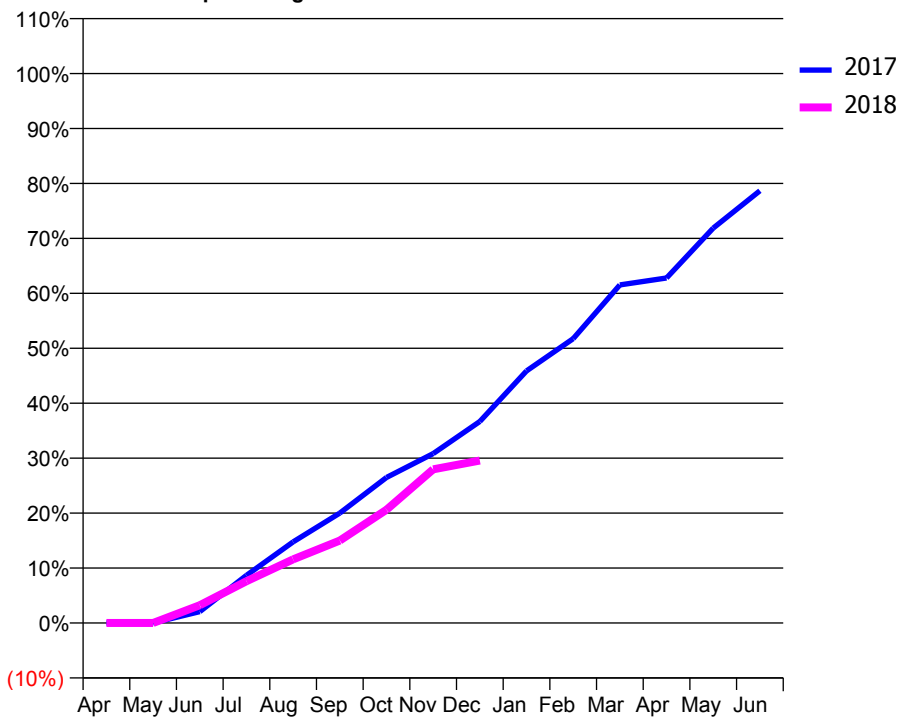
### ACCESS\*

Patients seen in 24 months	Total	Change since previous quarter
Quarter ending December 2016	1,073	
Quarter ending March 2017	1,070	→
Quarter ending June 2017	1,045	↓
Quarter ending September 2017	1,040	→
Quarter ending December 2017	1,006	↓
<b>Variance since December 2016</b>	<b>(6.2%)</b>	<b>↓</b>



### ACTIVITY

**Cumulative percentage of contracted UDA delivered 2017 & 2018**



Month	Adjusted Scheduled Activity (UDA)	
	2017	2018
April	0	0
May	0	0
June	79	123
July	329	289
August	560	439
September	758	569
October	1,004	782
November	1,169	1,060
December	1,390	1,121
January	1,739	
February	1,962	
March	2,332	
April	2,380	
May	2,724	
June	2,982	

### QUALITY

	Quantity	Base Number	Contract	AT	Region	England
% of FP17s for the same patient ID Re-attending within 3 months - Children	1	56	1.8%	12.1%	12.9%	12.0%
% of FP17s for the same patient ID Re-attending within 3 months - Adults	81	700	11.6%	17.0%	16.5%	15.9%
% of FP17s for the same patient ID Re-attending between 3 & 9 months - Children	17	56	30.4%	57.5%	59.6%	58.0%
% of FP17s for the same patient ID Re-attending between 3 & 9 months - Adults	376	700	53.7%	51.2%	52.8%	50.5%
% of FP17s for Band 1 Urgent Courses	53	569	9.3%	9.6%	9.1%	9.0%
% of FP17s Relating to Free Repair or Replacements	2	569	0.4%	1.1%	1.0%	0.8%
% of FP17s Relating to Continuations	2	569	0.4%	1.3%	1.2%	1.1%
% of Patients satisfied with the dentistry they have received	5	5	N/A	92.1%	91.6%	91.5%
% of Patients satisfied with the time they had to wait for an appointment	5	5	N/A	90.8%	88.3%	87.9%

\* This is based on patients treated on this contract for their most recent course of treatment. Figures in italics indicate the base number of FP17s or Patient Questionnaire responses are less than 100. N/A is shown where the base number of responses is less than 10 during the period. % is calculated as Quantity/Base number\*100

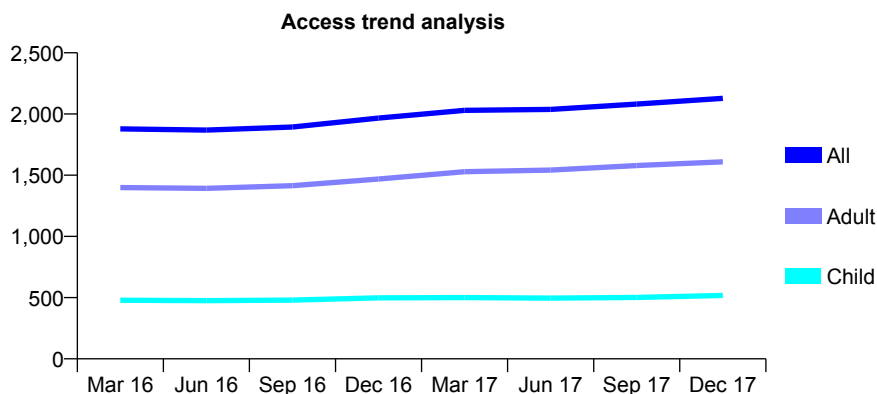
## Q44 - Vital Signs At a Glance Contract Report for 990175/0001 - December 2017

Name or company name	MR D O'CONNOR
Contract type name	GDS Contract
Purpose of contract	General
Contract start date	01/04/2006
Contract end date	

17/18 Contracted general activity (UDA)	6,000
Carry forward general activity (UDA)	0
17/18 Contracted orthodontic activity (UOA)	0
Carry forward orthodontic activity (UOA)	0
Baseline contract value	£161,263.25

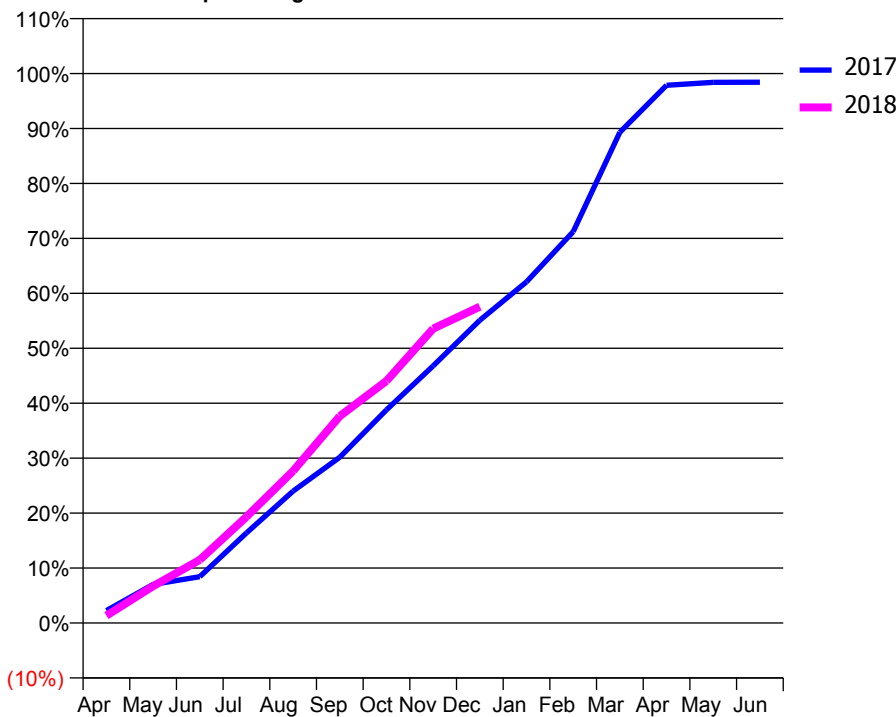
### ACCESS\*

Patients seen in 24 months	Total	Change since previous quarter
Quarter ending December 2016	1,967	
Quarter ending March 2017	2,030	↑
Quarter ending June 2017	2,038	→
Quarter ending September 2017	2,081	↑
Quarter ending December 2017	2,128	↑
<b>Variance since December 2016</b>	<b>8.2%</b>	<b>↑</b>



### ACTIVITY

Cumulative percentage of contracted UDA delivered 2017 & 2018



Month	Adjusted Scheduled Activity (UDA)	
	2017	2018
April	136	81
May	421	403
June	506	690
July	984	1,160
August	1,440	1,660
September	1,810	2,258
October	2,327	2,643
November	2,808	3,214
December	3,306	3,454
January	3,726	
February	4,273	
March	5,359	
April	5,871	
May	5,903	
June	5,905	

### QUALITY

	Quantity	Base Number	Contract	AT	Region	England
% of FP17s for the same patient ID Re-attending within 3 months - Children	51	490	10.4%	12.1%	12.9%	12.0%
% of FP17s for the same patient ID Re-attending within 3 months - Adults	328	1,485	22.1%	17.0%	16.5%	15.9%
% of FP17s for the same patient ID Re-attending between 3 & 9 months - Children	260	490	53.1%	57.5%	59.6%	58.0%
% of FP17s for the same patient ID Re-attending between 3 & 9 months - Adults	701	1,485	47.2%	51.2%	52.8%	50.5%
% of FP17s for Band 1 Urgent Courses	125	1,491	8.4%	9.6%	9.1%	9.0%
% of FP17s Relating to Free Repair or Replacements	17	1,491	1.1%	1.1%	1.0%	0.8%
% of FP17s Relating to Continuations	35	1,491	2.3%	1.3%	1.2%	1.1%
% of Patients satisfied with the dentistry they have received	13	14	92.9%	92.1%	91.6%	91.5%
% of Patients satisfied with the time they had to wait for an appointment	13	14	92.9%	90.8%	88.3%	87.9%

\* This is based on patients treated on this contract for their most recent course of treatment. Figures in italics indicate the base number of FP17s or Patient Questionnaire responses are less than 100. N/A is shown where the base number of responses is less than 10 during the period. % is calculated as Quantity/Base number\*100



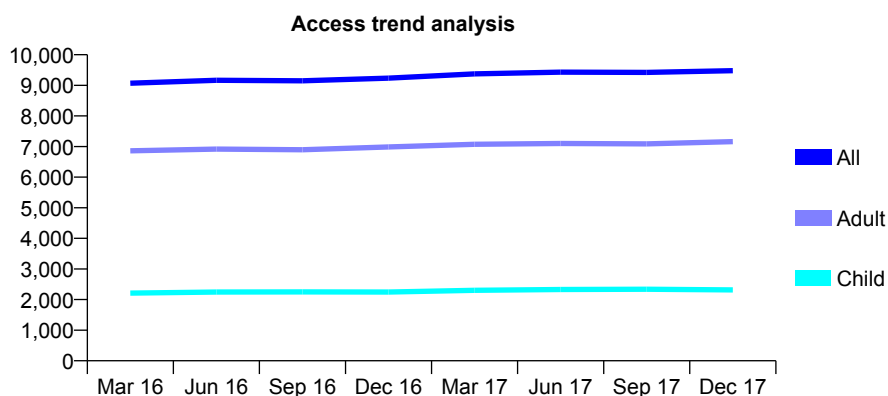
## Q45 - Vital Signs At a Glance Contract Report for 101281/0004 - December 2017

Name or company name	OASIS DENTAL CARE LTD
Contract type name	GDS Contract
Purpose of contract	General
Contract start date	01/04/2006
Contract end date	

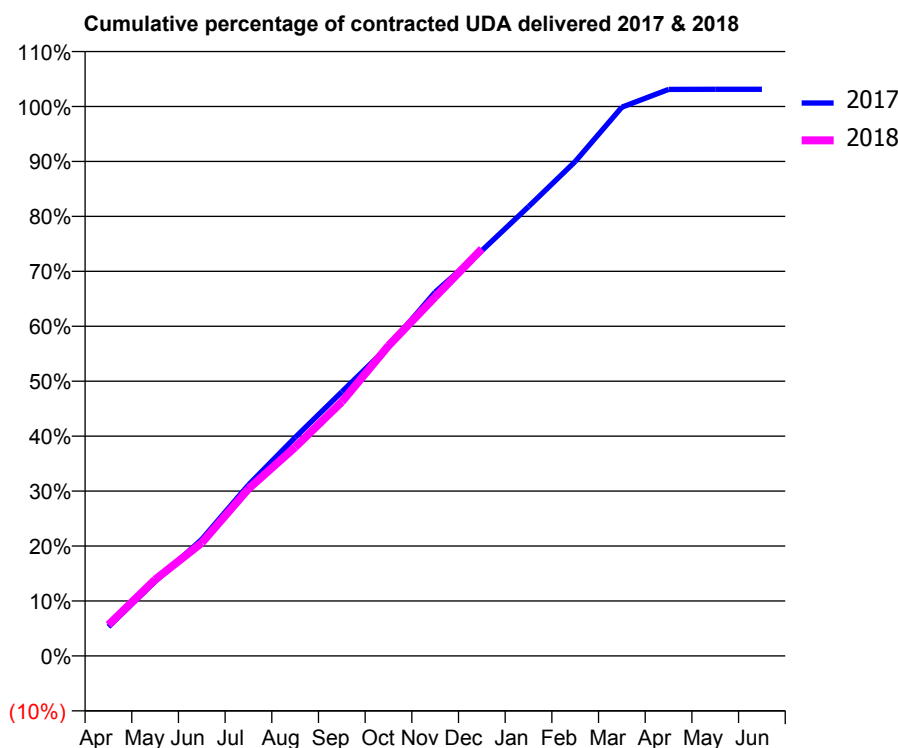
17/18 Contracted general activity (UDA)	27,500
Carry forward general activity (UDA)	-550
17/18 Contracted orthodontic activity (UOA)	0
Carry forward orthodontic activity (UOA)	0
Baseline contract value	£760,712.18

### ACCESS\*

Patients seen in 24 months	Total	Change since previous quarter
Quarter ending December 2016	9,235	
Quarter ending March 2017	9,376	→
Quarter ending June 2017	9,432	→
Quarter ending September 2017	9,424	→
Quarter ending December 2017	9,481	→
<b>Variance since December 2016</b>	<b>2.7%</b>	<b>↑</b>



### ACTIVITY



Month	Adjusted Scheduled Activity (UDA)	
	2017	2018
April	1,458	1,549
May	3,726	3,819
June	5,839	5,663
July	8,557	8,362
August	10,935	10,450
September	13,219	12,718
October	15,490	15,523
November	18,212	17,966
December	20,286	20,371
January	22,488	
February	24,741	
March	27,466	
April	28,351	
May	28,357	
June	28,359	

### QUALITY

	Quantity	Base Number	Contract	AT	Region	England
% of FP17s for the same patient ID Re-attending within 3 months - Children	150	2,501	6.0%	12.3%	12.9%	12.0%
% of FP17s for the same patient ID Re-attending within 3 months - Adults	1,020	7,601	13.4%	15.5%	16.5%	15.9%
% of FP17s for the same patient ID Re-attending between 3 & 9 months - Children	1,470	2,501	58.8%	54.7%	59.6%	58.0%
% of FP17s for the same patient ID Re-attending between 3 & 9 months - Adults	4,438	7,601	58.4%	50.6%	52.8%	50.5%
% of FP17s for Band 1 Urgent Courses	609	9,669	6.3%	8.8%	9.1%	9.0%
% of FP17s Relating to Free Repair or Replacements	239	9,669	2.5%	1.2%	1.0%	0.8%
% of FP17s Relating to Continuations	95	9,669	1.0%	1.5%	1.2%	1.1%
% of Patients satisfied with the dentistry they have received	25	28	89.3%	89.7%	91.6%	91.5%
% of Patients satisfied with the time they had to wait for an appointment	24	28	85.7%	86.6%	88.3%	87.9%

\* This is based on patients treated on this contract for their most recent course of treatment. Figures in italics indicate the base number of FP17s or Patient Questionnaire responses are less than 100. N/A is shown where the base number of responses is less than 10 during the period. % is calculated as Quantity/Base number\*100

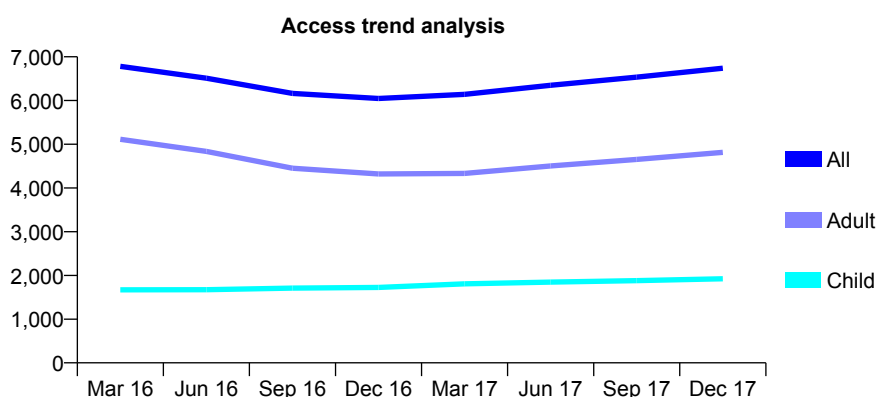
## Q45 - Vital Signs At a Glance Contract Report for 101281/0005 - December 2017

Name or company name	OASIS DENTAL CARE LTD
Contract type name	GDS Contract
Purpose of contract	General
Contract start date	01/04/2006
Contract end date	

17/18 Contracted general activity (UDA)	21,308
Carry forward general activity (UDA)	0
17/18 Contracted orthodontic activity (UOA)	0
Carry forward orthodontic activity (UOA)	0
Baseline contract value	£561,015.46

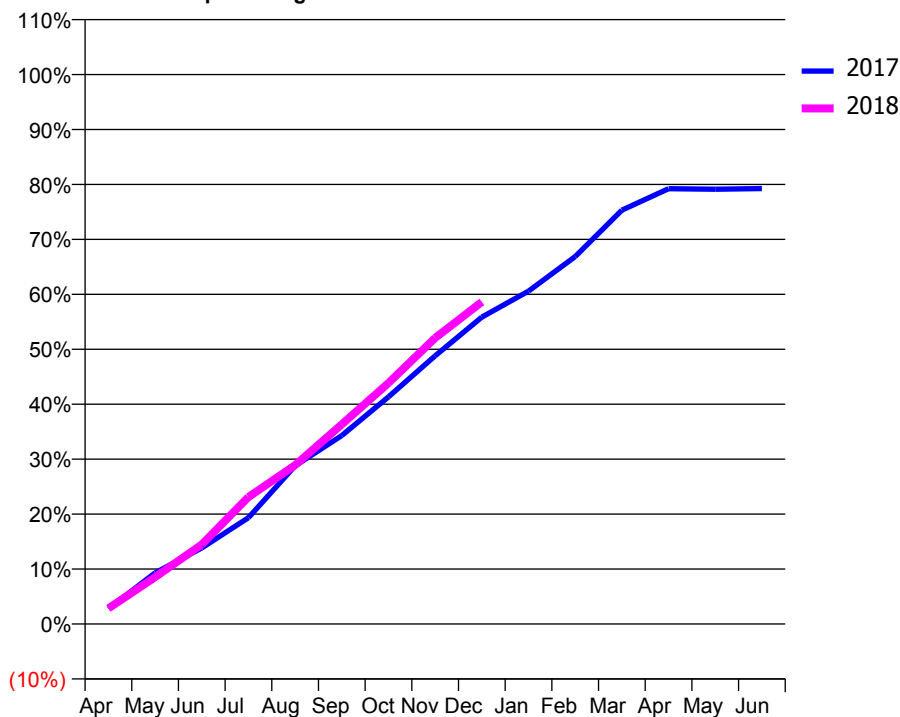
### ACCESS\*

Patients seen in 24 months	Total	Change since previous quarter
Quarter ending December 2016	6,046	
Quarter ending March 2017	6,140	→
Quarter ending June 2017	6,350	↑
Quarter ending September 2017	6,534	↑
Quarter ending December 2017	6,739	↑
<b>Variance since December 2016</b>	<b>11.5%</b>	<b>↑</b>



### ACTIVITY

Cumulative percentage of contracted UDA delivered 2017 & 2018



Month	Adjusted Scheduled Activity (UDA)	
	2017	2018
April	598	609
May	1,984	1,819
June	2,949	3,083
July	4,124	4,925
August	6,134	6,160
September	7,307	7,744
October	8,807	9,347
November	10,401	11,093
December	11,902	12,491
January	12,910	
February	14,249	
March	16,047	
April	16,882	
May	16,859	
June	16,885	

### QUALITY

	Quantity	Base Number	Contract	AT	Region	England
% of FP17s for the same patient ID Re-attending within 3 months - Children	189	2,436	7.8%	12.3%	12.9%	12.0%
% of FP17s for the same patient ID Re-attending within 3 months - Adults	534	5,083	10.5%	15.5%	16.5%	15.9%
% of FP17s for the same patient ID Re-attending between 3 & 9 months - Children	1,636	2,436	67.2%	54.7%	59.6%	58.0%
% of FP17s for the same patient ID Re-attending between 3 & 9 months - Adults	2,964	5,083	58.3%	50.6%	52.8%	50.5%
% of FP17s for Band 1 Urgent Courses	343	7,065	4.9%	8.8%	9.1%	9.0%
% of FP17s Relating to Free Repair or Replacements	63	7,065	0.9%	1.2%	1.0%	0.8%
% of FP17s Relating to Continuations	45	7,065	0.6%	1.5%	1.2%	1.1%
% of Patients satisfied with the dentistry they have received	18	18	100.0%	89.7%	91.6%	91.5%
% of Patients satisfied with the time they had to wait for an appointment	16	18	88.9%	86.6%	88.3%	87.9%

\* This is based on patients treated on this contract for their most recent course of treatment. Figures in italics indicate the base number of FP17s or Patient Questionnaire responses are less than 100. N/A is shown where the base number of responses is less than 10 during the period. % is calculated as Quantity/Base number\*100

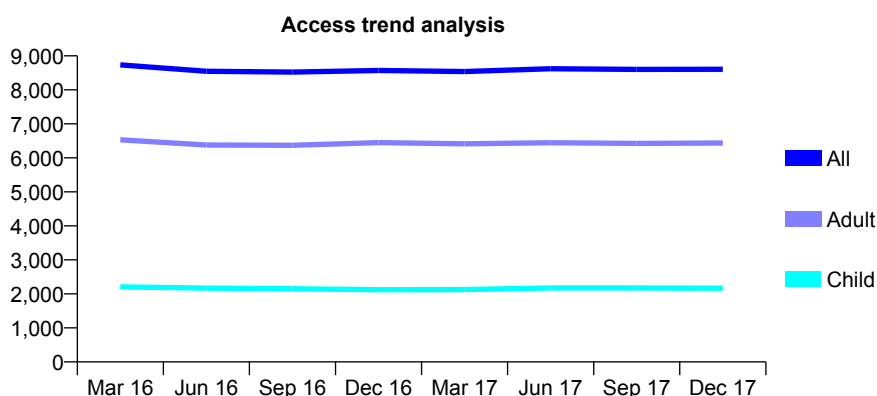
## Q45 - Vital Signs At a Glance Contract Report for 101281/0006 - December 2017

Name or company name	OASIS DENTAL CARE LTD
Contract type name	GDS Contract
Purpose of contract	General
Contract start date	01/04/2006
Contract end date	

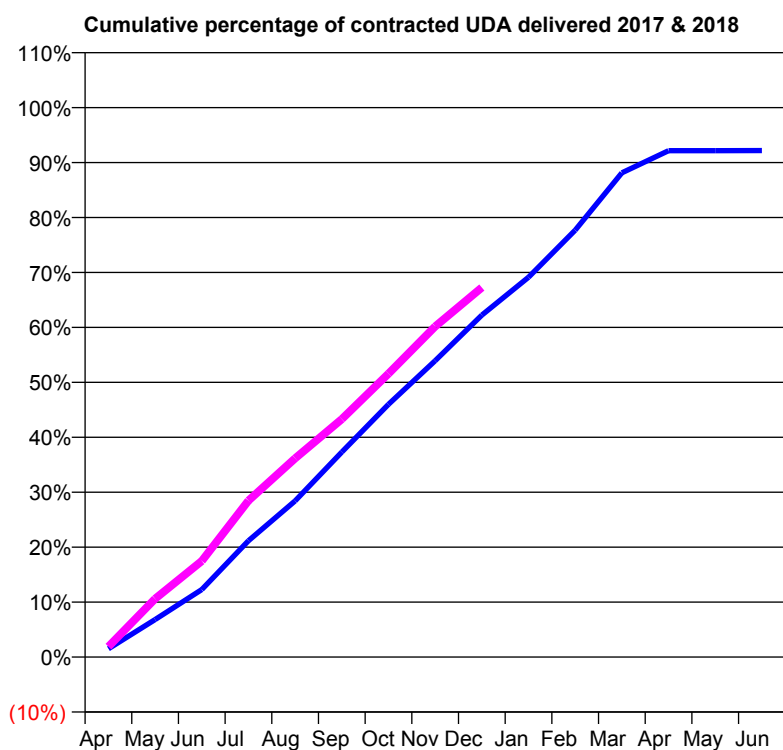
17/18 Contracted general activity (UDA)	25,123
Carry forward general activity (UDA)	0
17/18 Contracted orthodontic activity (UOA)	0
Carry forward orthodontic activity (UOA)	0
Baseline contract value	£696,945.71

### ACCESS\*

Patients seen in 24 months	Total	Change since previous quarter
Quarter ending December 2016	8,572	
Quarter ending March 2017	8,541	→
Quarter ending June 2017	8,623	→
Quarter ending September 2017	8,600	→
Quarter ending December 2017	8,604	→
<b>Variance since December 2016</b>	<b>0.4%</b>	<b>→</b>



### ACTIVITY



Month	Adjusted Scheduled Activity (UDA)	
	2017	2018
April	382	478
May	1,714	2,665
June	3,085	4,394
July	5,322	7,156
August	7,145	9,087
September	9,375	10,879
October	11,558	12,958
November	13,552	15,116
December	15,637	16,895
January	17,368	
February	19,516	
March	22,140	
April	23,151	
May	23,155	
June	23,158	

### QUALITY

	Quantity	Base Number	Contract	AT	Region	England
% of FP17s for the same patient ID Re-attending within 3 months - Children	158	2,116	7.5%	12.3%	12.9%	12.0%
% of FP17s for the same patient ID Re-attending within 3 months - Adults	973	6,157	15.8%	15.5%	16.5%	15.9%
% of FP17s for the same patient ID Re-attending between 3 & 9 months - Children	1,033	2,116	48.8%	54.7%	59.6%	58.0%
% of FP17s for the same patient ID Re-attending between 3 & 9 months - Adults	3,070	6,157	49.9%	50.6%	52.8%	50.5%
% of FP17s for Band 1 Urgent Courses	1,012	7,886	12.8%	8.8%	9.1%	9.0%
% of FP17s Relating to Free Repair or Replacements	143	7,886	1.8%	1.2%	1.0%	0.8%
% of FP17s Relating to Continuations	106	7,886	1.3%	1.5%	1.2%	1.1%
% of Patients satisfied with the dentistry they have received	22	23	95.7%	89.7%	91.6%	91.5%
% of Patients satisfied with the time they had to wait for an appointment	21	23	91.3%	86.6%	88.3%	87.9%

\* This is based on patients treated on this contract for their most recent course of treatment. Figures in italics indicate the base number of FP17s or Patient Questionnaire responses are less than 100. N/A is shown where the base number of responses is less than 10 during the period. % is calculated as Quantity/Base number\*100

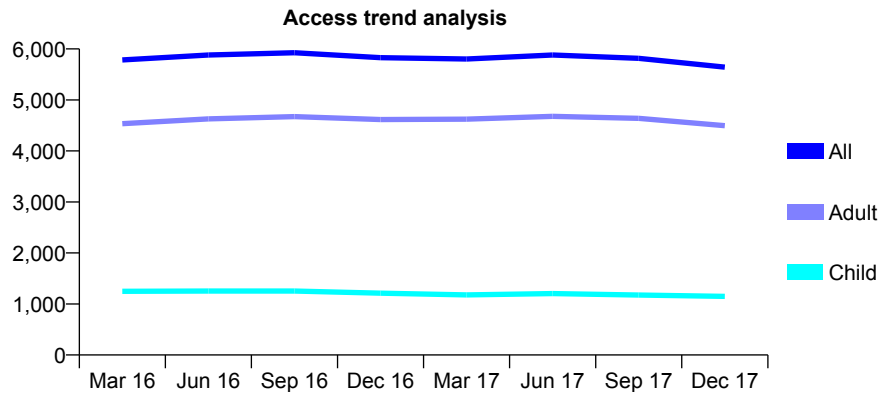
## Q45 - Vital Signs At a Glance Contract Report for 101281/0007 - December 2017

Name or company name	OASIS DENTAL CARE LTD
Contract type name	GDS Contract
Purpose of contract	General
Contract start date	01/04/2006
Contract end date	

17/18 Contracted general activity (UDA)	18,847
Carry forward general activity (UDA)	680
17/18 Contracted orthodontic activity (UOA)	0
Carry forward orthodontic activity (UOA)	0
Baseline contract value	£502,743.00

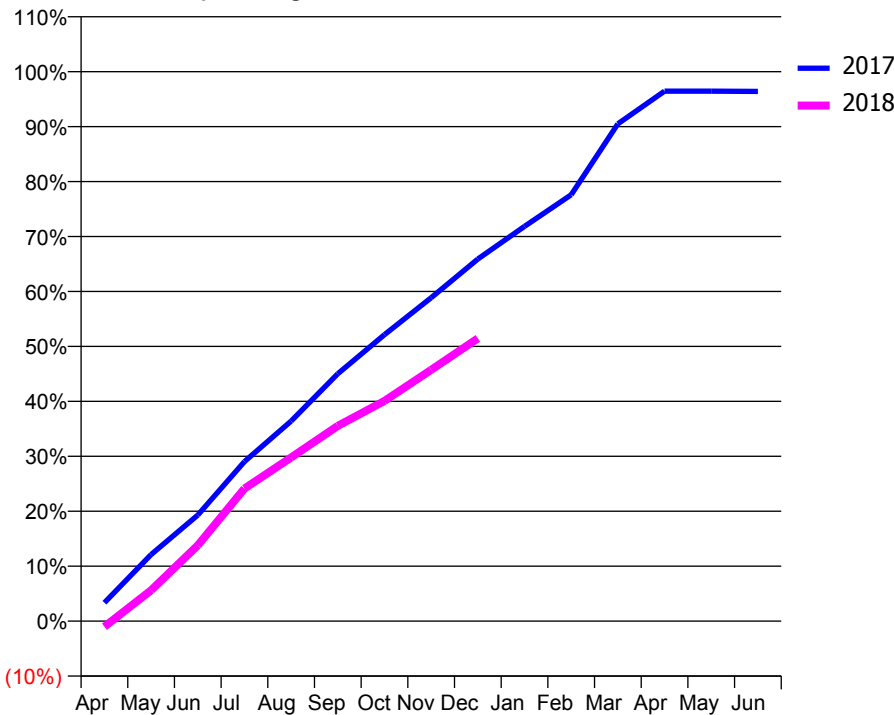
### ACCESS\*

Patients seen in 24 months	Total	Change since previous quarter
Quarter ending December 2016	5,829	
Quarter ending March 2017	5,803	→
Quarter ending June 2017	5,881	→
Quarter ending September 2017	5,815	↓
Quarter ending December 2017	5,643	↓
<b>Variance since December 2016</b>	<b>(3.2%)</b>	<b>↓</b>



### ACTIVITY

Cumulative percentage of contracted UDA delivered 2017 & 2018



Month	Adjusted Scheduled Activity (UDA)	
	2017	2018
April	634	-193
May	2,283	1,059
June	3,639	2,600
July	5,470	4,547
August	6,863	5,616
September	8,487	6,700
October	9,824	7,551
November	11,092	8,617
December	12,422	9,697
January	13,540	
February	14,625	
March	17,056	
April	18,177	
May	18,179	
June	18,167	

### QUALITY

	Quantity	Base Number	Contract	AT	Region	England
% of FP17s for the same patient ID Re-attending within 3 months - Children	110	1,009	10.9%	12.3%	12.9%	12.0%
% of FP17s for the same patient ID Re-attending within 3 months - Adults	1,008	4,011	25.1%	15.5%	16.5%	15.9%
% of FP17s for the same patient ID Re-attending between 3 & 9 months - Children	339	1,009	33.6%	54.7%	59.6%	58.0%
% of FP17s for the same patient ID Re-attending between 3 & 9 months - Adults	1,231	4,011	30.7%	50.6%	52.8%	50.5%
% of FP17s for Band 1 Urgent Courses	1,282	4,686	27.4%	8.8%	9.1%	9.0%
% of FP17s Relating to Free Repair or Replacements	105	4,686	2.2%	1.2%	1.0%	0.8%
% of FP17s Relating to Continuations	171	4,686	3.6%	1.5%	1.2%	1.1%
% of Patients satisfied with the dentistry they have received	34	37	91.9%	89.7%	91.6%	91.5%
% of Patients satisfied with the time they had to wait for an appointment	34	37	91.9%	86.6%	88.3%	87.9%

\* This is based on patients treated on this contract for their most recent course of treatment. Figures in italics indicate the base number of FP17s or Patient Questionnaire responses are less than 100. N/A is shown where the base number of responses is less than 10 during the period. % is calculated as Quantity/Base number\*100

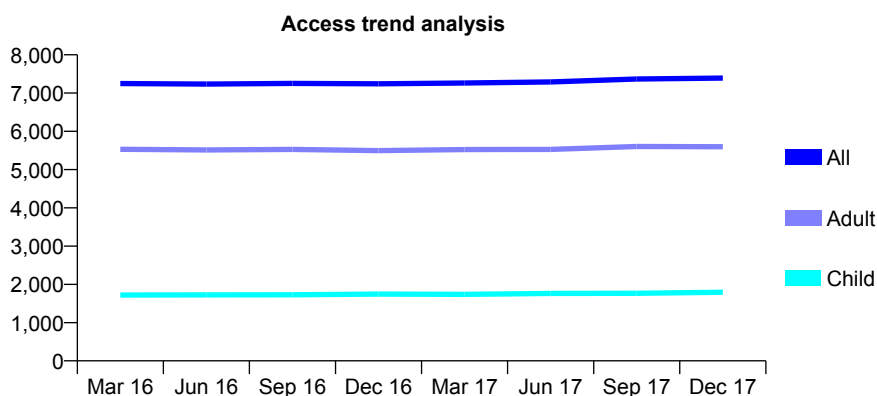
## Q45 - Vital Signs At a Glance Contract Report for 101281/0017 - December 2017

Name or company name	OASIS DENTAL CARE LTD
Contract type name	GDS Contract
Purpose of contract	General
Contract start date	01/04/2006
Contract end date	

17/18 Contracted general activity (UDA)	22,400
Carry forward general activity (UDA)	0
17/18 Contracted orthodontic activity (UOA)	0
Carry forward orthodontic activity (UOA)	0
Baseline contract value	£621,316.37

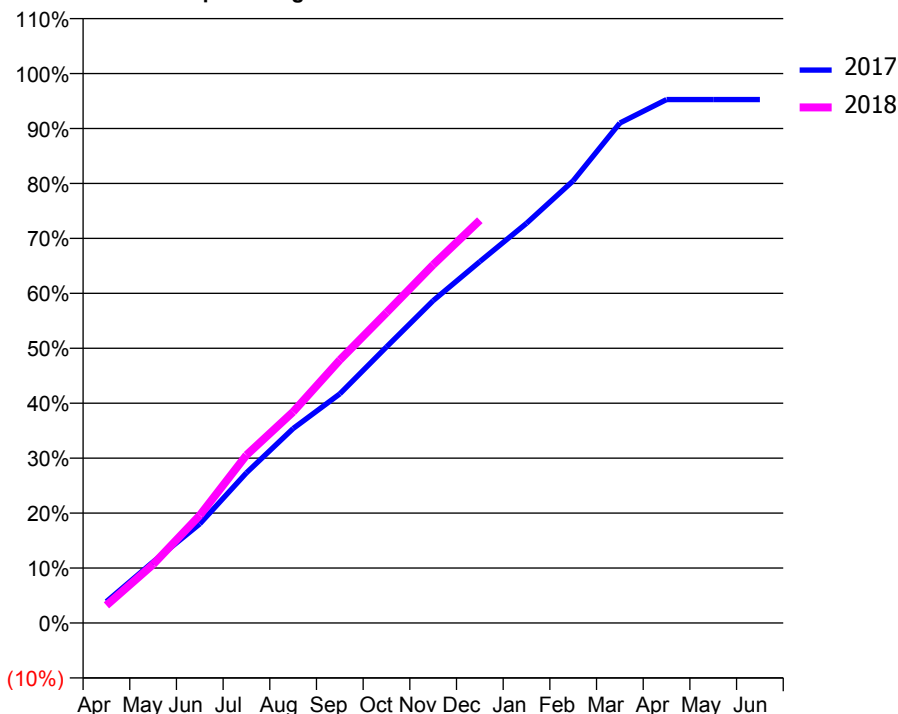
### ACCESS\*

Patients seen in 24 months	Total	Change since previous quarter
Quarter ending December 2016	7,241	
Quarter ending March 2017	7,264	→
Quarter ending June 2017	7,289	→
Quarter ending September 2017	7,368	→
Quarter ending December 2017	7,392	→
<b>Variance since December 2016</b>	<b>2.1%</b>	<b>↑</b>



### ACTIVITY

Cumulative percentage of contracted UDA delivered 2017 & 2018



Month	Adjusted Scheduled Activity (UDA)	
	2017	2018
April	875	721
May	2,494	2,392
June	4,044	4,392
July	6,122	6,844
August	7,930	8,608
September	9,342	10,722
October	11,257	12,653
November	13,141	14,606
December	14,735	16,418
January	16,294	
February	18,026	
March	20,382	
April	21,336	
May	21,341	
June	21,338	

### QUALITY

	Quantity	Base Number	Contract	AT	Region	England
% of FP17s for the same patient ID Re-attending within 3 months - Children	158	2,108	7.5%	12.3%	12.9%	12.0%
% of FP17s for the same patient ID Re-attending within 3 months - Adults	716	5,791	12.4%	15.5%	16.5%	15.9%
% of FP17s for the same patient ID Re-attending between 3 & 9 months - Children	1,278	2,108	60.6%	54.7%	59.6%	58.0%
% of FP17s for the same patient ID Re-attending between 3 & 9 months - Adults	3,290	5,791	56.8%	50.6%	52.8%	50.5%
% of FP17s for Band 1 Urgent Courses	385	7,516	5.1%	8.8%	9.1%	9.0%
% of FP17s Relating to Free Repair or Replacements	168	7,516	2.2%	1.2%	1.0%	0.8%
% of FP17s Relating to Continuations	33	7,516	0.4%	1.5%	1.2%	1.1%
% of Patients satisfied with the dentistry they have received	15	18	83.3%	89.7%	91.6%	91.5%
% of Patients satisfied with the time they had to wait for an appointment	15	18	83.3%	86.6%	88.3%	87.9%

\* This is based on patients treated on this contract for their most recent course of treatment. Figures in italics indicate the base number of FP17s or Patient Questionnaire responses are less than 100. N/A is shown where the base number of responses is less than 10 during the period. % is calculated as Quantity/Base number\*100

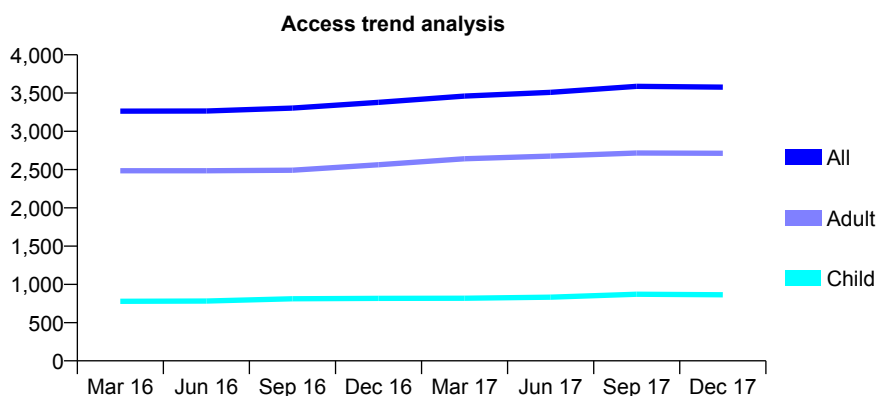
## Q45 - Vital Signs At a Glance Contract Report for 101281/0018 - December 2017

Name or company name	OASIS DENTAL CARE LTD
Contract type name	GDS Contract
Purpose of contract	General
Contract start date	01/04/2006
Contract end date	

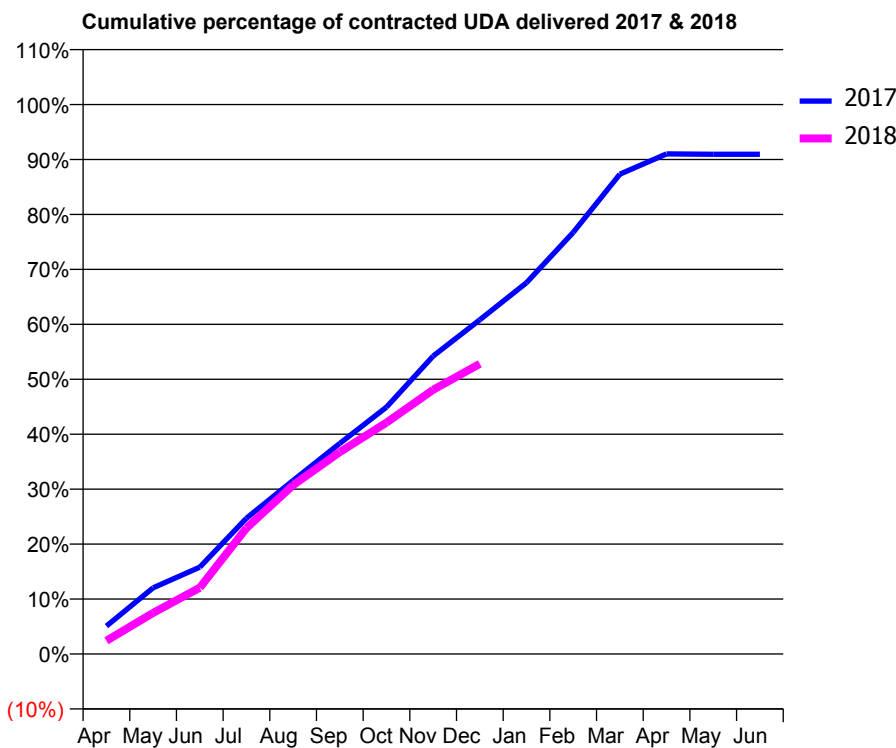
17/18 Contracted general activity (UDA)	14,000
Carry forward general activity (UDA)	0
17/18 Contracted orthodontic activity (UOA)	0
Carry forward orthodontic activity (UOA)	0
Baseline contract value	£376,297.28

### ACCESS\*

Patients seen in 24 months	Total	Change since previous quarter
Quarter ending December 2016	3,379	
Quarter ending March 2017	3,460	↑
Quarter ending June 2017	3,510	→
Quarter ending September 2017	3,587	↑
Quarter ending December 2017	3,577	→
<b>Variance since December 2016</b>	<b>5.9%</b>	<b>↑</b>



### ACTIVITY



Month	Adjusted Scheduled Activity (UDA)	
	2017	2018
April	609	338
May	1,445	1,049
June	1,898	1,689
July	2,967	3,210
August	3,789	4,302
September	4,601	5,145
October	5,393	5,896
November	6,507	6,731
December	7,298	7,396
January	8,107	
February	9,208	
March	10,479	
April	10,921	
May	10,913	
June	10,912	

### QUALITY

	Quantity	Base Number	Contract	AT	Region	England
% of FP17s for the same patient ID Re-attending within 3 months - Children	70	814	8.6%	12.3%	12.9%	12.0%
% of FP17s for the same patient ID Re-attending within 3 months - Adults	598	2,685	22.3%	15.5%	16.5%	15.9%
% of FP17s for the same patient ID Re-attending between 3 & 9 months - Children	396	814	48.6%	54.7%	59.6%	58.0%
% of FP17s for the same patient ID Re-attending between 3 & 9 months - Adults	1,176	2,685	43.8%	50.6%	52.8%	50.5%
% of FP17s for Band 1 Urgent Courses	451	3,292	13.7%	8.8%	9.1%	9.0%
% of FP17s Relating to Free Repair or Replacements	82	3,292	2.5%	1.2%	1.0%	0.8%
% of FP17s Relating to Continuations	98	3,292	3.0%	1.5%	1.2%	1.1%
% of Patients satisfied with the dentistry they have received	5	7	N/A	89.7%	91.6%	91.5%
% of Patients satisfied with the time they had to wait for an appointment	6	7	N/A	86.6%	88.3%	87.9%

\* This is based on patients treated on this contract for their most recent course of treatment. Figures in italics indicate the base number of FP17s or Patient Questionnaire responses are less than 100. N/A is shown where the base number of responses is less than 10 during the period. % is calculated as Quantity/Base number\*100

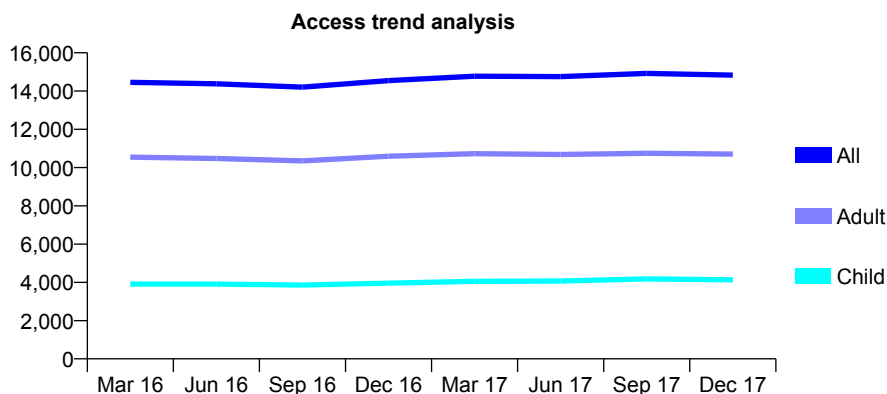
## Q45 - Vital Signs At a Glance Contract Report for 101281/0052 - December 2017

Name or company name	OASIS DENTAL CARE LTD
Contract type name	GDS Contract
Purpose of contract	General
Contract start date	01/04/2006
Contract end date	

17/18 Contracted general activity (UDA)	40,053
Carry forward general activity (UDA)	-671
17/18 Contracted orthodontic activity (UOA)	0
Carry forward orthodontic activity (UOA)	0
Baseline contract value	£1,145,033.53

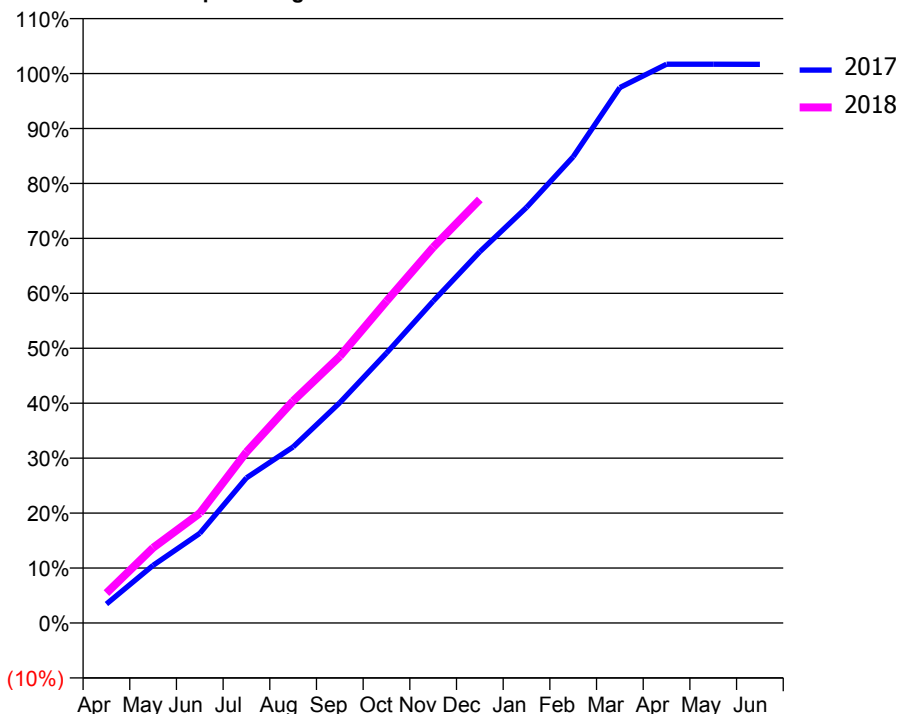
### ACCESS\*

Patients seen in 24 months	Total	Change since previous quarter
Quarter ending December 2016	14,545	
Quarter ending March 2017	14,778	→
Quarter ending June 2017	14,756	→
Quarter ending September 2017	14,924	→
Quarter ending December 2017	14,832	→
<b>Variance since December 2016</b>	<b>2.0%</b>	<b>→</b>



### ACTIVITY

Cumulative percentage of contracted UDA delivered 2017 & 2018



Month	Adjusted Scheduled Activity (UDA)	
	2017	2018
April	1,388	2,180
May	4,200	5,491
June	6,541	8,004
July	10,584	12,468
August	12,835	16,192
September	16,062	19,437
October	19,682	23,457
November	23,457	27,386
December	27,065	30,874
January	30,287	
February	33,988	
March	39,025	
April	40,734	
May	40,726	
June	40,724	

### QUALITY

	Quantity	Base Number	Contract	AT	Region	England
% of FP17s for the same patient ID Re-attending within 3 months - Children	468	4,471	10.5%	12.3%	12.9%	12.0%
% of FP17s for the same patient ID Re-attending within 3 months - Adults	1,958	10,495	18.7%	15.5%	16.5%	15.9%
% of FP17s for the same patient ID Re-attending between 3 & 9 months - Children	2,243	4,471	50.2%	54.7%	59.6%	58.0%
% of FP17s for the same patient ID Re-attending between 3 & 9 months - Adults	4,730	10,495	45.1%	50.6%	52.8%	50.5%
% of FP17s for Band 1 Urgent Courses	1,471	14,211	10.4%	8.8%	9.1%	9.0%
% of FP17s Relating to Free Repair or Replacements	166	14,211	1.2%	1.2%	1.0%	0.8%
% of FP17s Relating to Continuations	325	14,211	2.3%	1.5%	1.2%	1.1%
% of Patients satisfied with the dentistry they have received	22	26	84.6%	89.7%	91.6%	91.5%
% of Patients satisfied with the time they had to wait for an appointment	18	26	69.2%	86.6%	88.3%	87.9%

\* This is based on patients treated on this contract for their most recent course of treatment. Figures in italics indicate the base number of FP17s or Patient Questionnaire responses are less than 100. N/A is shown where the base number of responses is less than 10 during the period. % is calculated as Quantity/Base number\*100

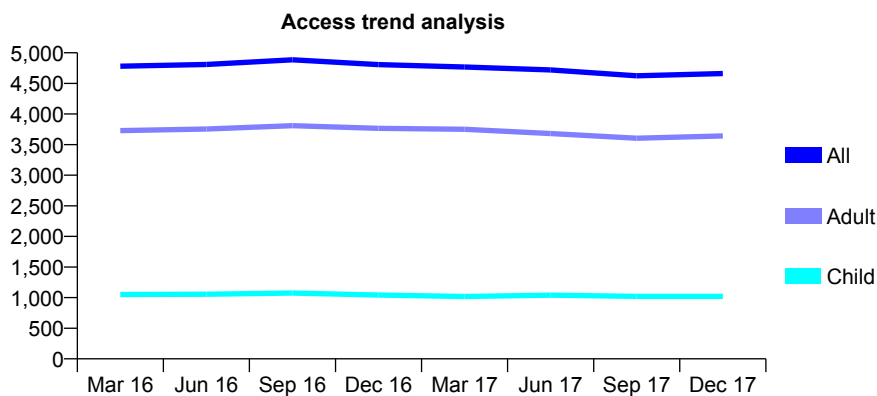
## Q45 - Vital Signs At a Glance Contract Report for 101338/0057 - December 2017

Name or company name	Whitecross Dental Care Limited
Contract type name	GDS Contract
Purpose of contract	General
Contract start date	01/01/2008
Contract end date	

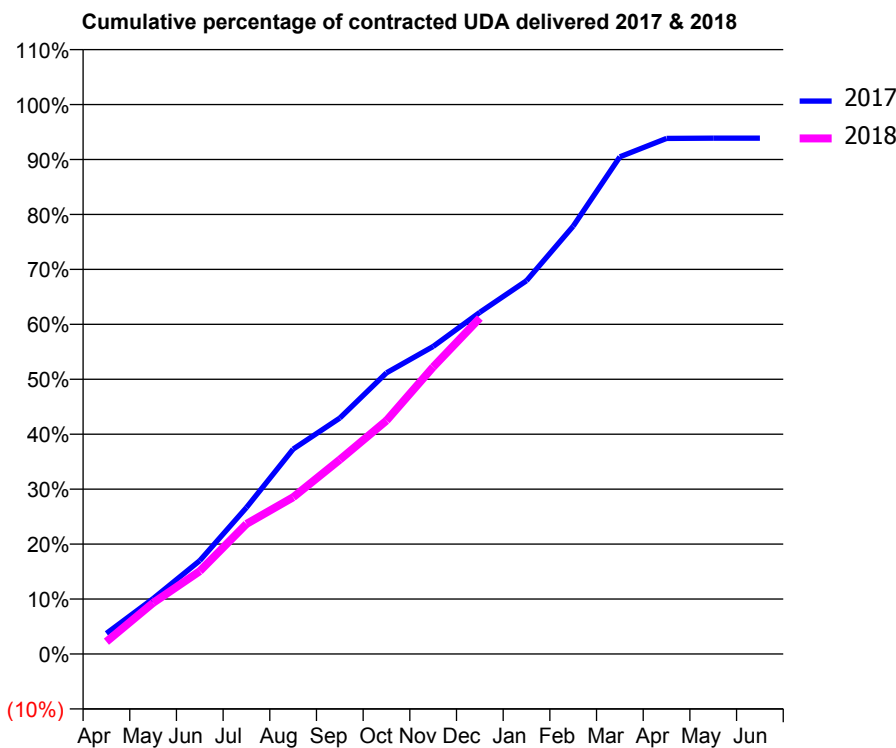
17/18 Contracted general activity (UDA)	17,500
Carry forward general activity (UDA)	0
17/18 Contracted orthodontic activity (UOA)	0
Carry forward orthodontic activity (UOA)	0
Baseline contract value	£562,027.61

### ACCESS\*

Patients seen in 24 months	Total	Change since previous quarter
Quarter ending December 2016	4,807	
Quarter ending March 2017	4,769	→
Quarter ending June 2017	4,721	↓
Quarter ending September 2017	4,624	↓
Quarter ending December 2017	4,661	→
<b>Variance since December 2016</b>	<b>(3.0%)</b>	<b>↓</b>



### ACTIVITY



Month	Adjusted Scheduled Activity (UDA)	
	2017	2018
April	654	392
May	1,763	1,628
June	2,974	2,639
July	4,665	4,141
August	6,526	4,994
September	7,514	6,188
October	8,954	7,436
November	9,795	9,139
December	10,881	10,701
January	11,890	
February	13,625	
March	15,832	
April	16,419	
May	16,428	
June	16,428	

### QUALITY

	Quantity	Base Number	Contract	AT	Region	England
% of FP17s for the same patient ID Re-attending within 3 months - Children	54	1,025	5.3%	12.3%	12.9%	12.0%
% of FP17s for the same patient ID Re-attending within 3 months - Adults	591	3,616	16.3%	15.5%	16.5%	15.9%
% of FP17s for the same patient ID Re-attending between 3 & 9 months - Children	556	1,025	54.2%	54.7%	59.6%	58.0%
% of FP17s for the same patient ID Re-attending between 3 & 9 months - Adults	1,843	3,616	51.0%	50.6%	52.8%	50.5%
% of FP17s for Band 1 Urgent Courses	316	4,422	7.1%	8.8%	9.1%	9.0%
% of FP17s Relating to Free Repair or Replacements	74	4,422	1.7%	1.2%	1.0%	0.8%
% of FP17s Relating to Continuations	140	4,422	3.2%	1.5%	1.2%	1.1%
% of Patients satisfied with the dentistry they have received	5	5	N/A	89.7%	91.6%	91.5%
% of Patients satisfied with the time they had to wait for an appointment	3	5	N/A	86.6%	88.3%	87.9%

\* This is based on patients treated on this contract for their most recent course of treatment. Figures in italics indicate the base number of FP17s or Patient Questionnaire responses are less than 100. N/A is shown where the base number of responses is less than 10 during the period. % is calculated as Quantity/Base number\*100



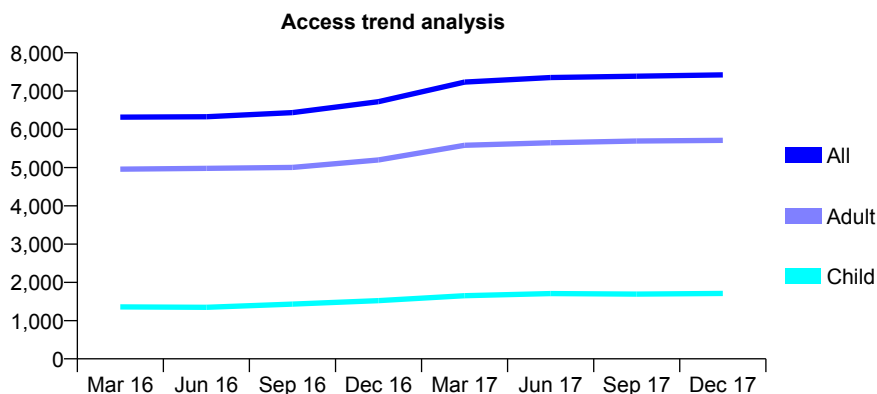
## Q45 - Vital Signs At a Glance Contract Report for 101338/0058 - December 2017

Name or company name	Whitecross Dental Care Limited
Contract type name	GDS Contract
Purpose of contract	General
Contract start date	01/01/2008
Contract end date	

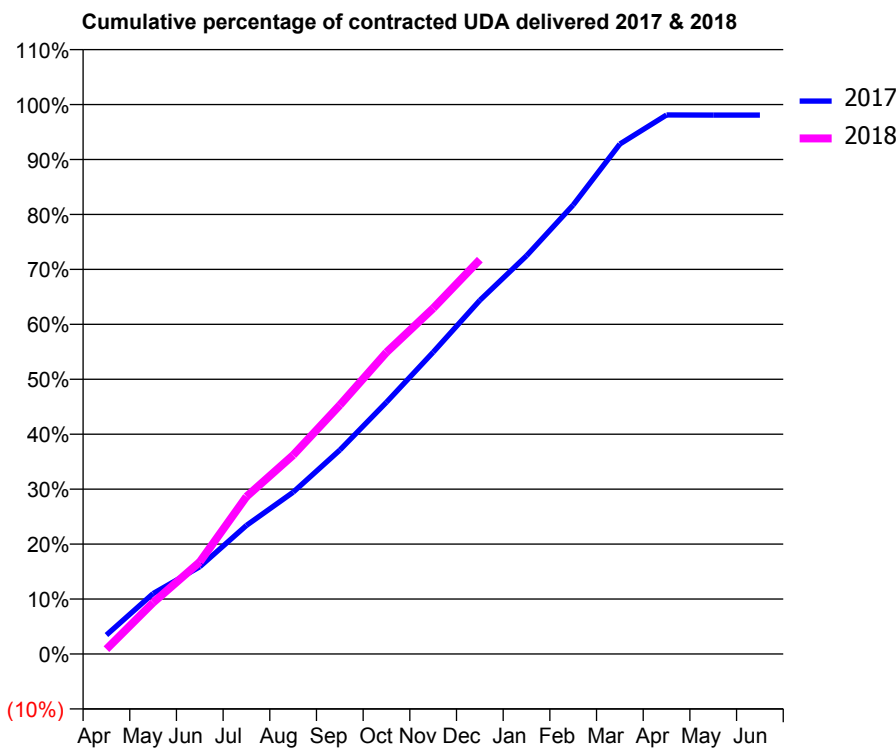
17/18 Contracted general activity (UDA)	18,724
Carry forward general activity (UDA)	360
17/18 Contracted orthodontic activity (UOA)	0
Carry forward orthodontic activity (UOA)	0
Baseline contract value	£495,563.16

### ACCESS\*

Patients seen in 24 months	Total	Change since previous quarter
Quarter ending December 2016	6,723	
Quarter ending March 2017	7,234	↑
Quarter ending June 2017	7,354	→
Quarter ending September 2017	7,387	→
Quarter ending December 2017	7,422	→
<b>Variance since December 2016</b>	<b>10.4%</b>	<b>↑</b>



### ACTIVITY



Month	Adjusted Scheduled Activity (UDA)	
	2017	2018
April	649	167
May	2,059	1,750
June	2,975	3,136
July	4,384	5,363
August	5,515	6,779
September	6,949	8,482
October	8,583	10,282
November	10,283	11,777
December	12,052	13,437
January	13,570	
February	15,303	
March	17,379	
April	18,370	
May	18,364	
June	18,364	

### QUALITY

	Quantity	Base Number	Contract	AT	Region	England
% of FP17s for the same patient ID Re-attending within 3 months - Children	82	1,763	4.7%	12.3%	12.9%	12.0%
% of FP17s for the same patient ID Re-attending within 3 months - Adults	610	5,455	11.2%	15.5%	16.5%	15.9%
% of FP17s for the same patient ID Re-attending between 3 & 9 months - Children	968	1,763	54.9%	54.7%	59.6%	58.0%
% of FP17s for the same patient ID Re-attending between 3 & 9 months - Adults	2,622	5,455	48.1%	50.6%	52.8%	50.5%
% of FP17s for Band 1 Urgent Courses	550	6,777	8.1%	8.8%	9.1%	9.0%
% of FP17s Relating to Free Repair or Replacements	36	6,777	0.5%	1.2%	1.0%	0.8%
% of FP17s Relating to Continuations	99	6,777	1.5%	1.5%	1.2%	1.1%
% of Patients satisfied with the dentistry they have received	19	20	95.0%	89.7%	91.6%	91.5%
% of Patients satisfied with the time they had to wait for an appointment	19	20	95.0%	86.6%	88.3%	87.9%

\* This is based on patients treated on this contract for their most recent course of treatment. Figures in italics indicate the base number of FP17s or Patient Questionnaire responses are less than 100. N/A is shown where the base number of responses is less than 10 during the period. % is calculated as Quantity/Base number\*100

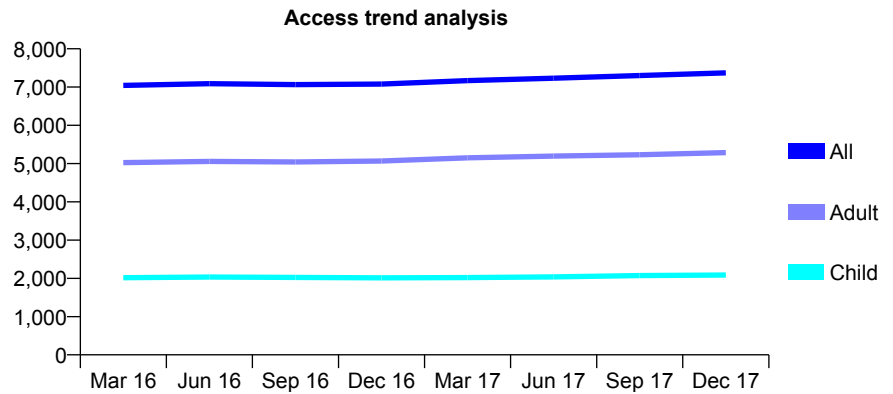
## Q45 - Vital Signs At a Glance Contract Report for 101338/0082 - December 2017

Name or company name	Whitecross Dental Care Limited
Contract type name	GDS Contract
Purpose of contract	General and Orthodontic
Contract start date	01/04/2009
Contract end date	

17/18 Contracted general activity (UDA)	18,500
Carry forward general activity (UDA)	-105
17/18 Contracted orthodontic activity (UOA)	1,249
Carry forward orthodontic activity (UOA)	0
Baseline contract value	£602,183.50

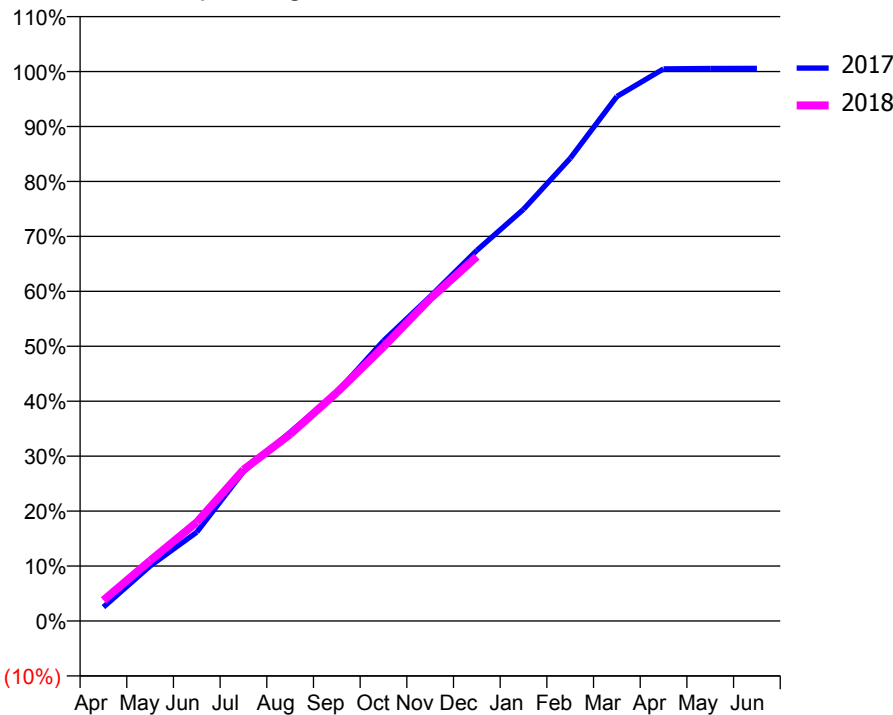
### ACCESS\*

Patients seen in 24 months	Total	Change since previous quarter
Quarter ending December 2016	7,079	
Quarter ending March 2017	7,168	→
Quarter ending June 2017	7,233	→
Quarter ending September 2017	7,302	→
Quarter ending December 2017	7,372	→
<b>Variance since December 2016</b>	<b>4.1%</b>	<b>↑</b>



### ACTIVITY

Cumulative percentage of contracted UDA delivered 2017 & 2018



Month	Adjusted Scheduled Activity (UDA)	
	2017	2018
April	468	700
May	1,850	2,030
June	2,991	3,324
July	5,029	5,091
August	6,355	6,289
September	7,699	7,693
October	9,436	9,231
November	10,923	10,851
December	12,478	12,268
January	13,861	
February	15,575	
March	17,657	
April	18,589	
May	18,602	
June	18,605	

### QUALITY

	Quantity	Base Number	Contract	AT	Region	England
% of FP17s for the same patient ID Re-attending within 3 months - Children	130	1,963	6.6%	12.3%	12.9%	12.0%
% of FP17s for the same patient ID Re-attending within 3 months - Adults	576	4,500	12.8%	15.5%	16.5%	15.9%
% of FP17s for the same patient ID Re-attending between 3 & 9 months - Children	982	1,963	50.0%	54.7%	59.6%	58.0%
% of FP17s for the same patient ID Re-attending between 3 & 9 months - Adults	2,023	4,500	45.0%	50.6%	52.8%	50.5%
% of FP17s for Band 1 Urgent Courses	546	6,007	9.1%	8.8%	9.1%	9.0%
% of FP17s Relating to Free Repair or Replacements	49	6,007	0.8%	1.2%	1.0%	0.8%
% of FP17s Relating to Continuations	97	6,007	1.6%	1.5%	1.2%	1.1%
% of Patients satisfied with the dentistry they have received	4	4	N/A	89.7%	91.6%	91.5%
% of Patients satisfied with the time they had to wait for an appointment	3	4	N/A	86.6%	88.3%	87.9%

\* This is based on patients treated on this contract for their most recent course of treatment. Figures in italics indicate the base number of FP17s or Patient Questionnaire responses are less than 100. N/A is shown where the base number of responses is less than 10 during the period. % is calculated as Quantity/Base number\*100

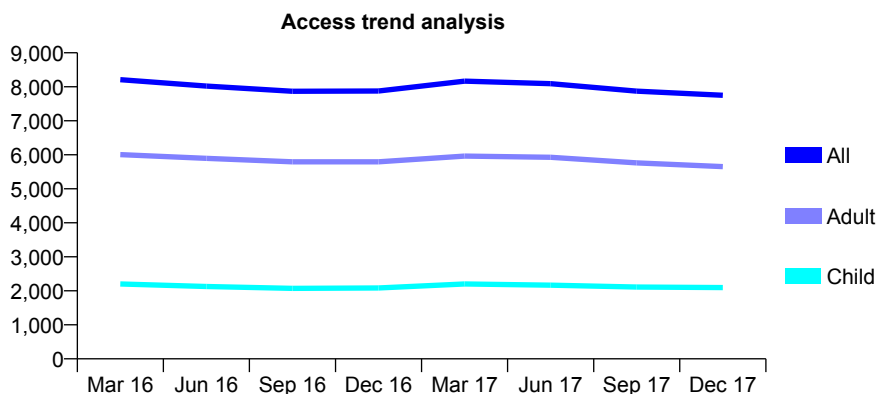
## Q45 - Vital Signs At a Glance Contract Report for 101338/0083 - December 2017

Name or company name	Whitecross Dental Care Limited
Contract type name	GDS Contract
Purpose of contract	General and Orthodontic
Contract start date	01/04/2009
Contract end date	

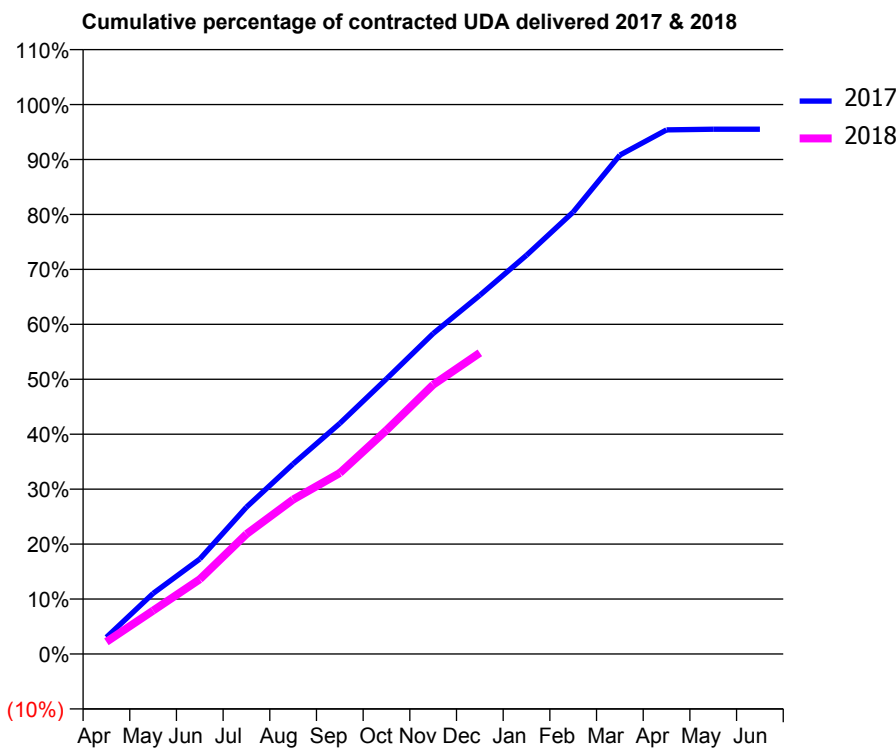
17/18 Contracted general activity (UDA)	25,906
Carry forward general activity (UDA)	0
17/18 Contracted orthodontic activity (UOA)	500
Carry forward orthodontic activity (UOA)	0
Baseline contract value	£761,345.36

### ACCESS\*

Patients seen in 24 months	Total	Change since previous quarter
Quarter ending December 2016	7,877	
Quarter ending March 2017	8,167	↑
Quarter ending June 2017	8,091	→
Quarter ending September 2017	7,871	↓
Quarter ending December 2017	7,751	↓
<b>Variance since December 2016</b>	<b>(1.6%)</b>	<b>↓</b>



### ACTIVITY



Month	Adjusted Scheduled Activity (UDA)	
	2017	2018
April	786	573
May	2,855	2,049
June	4,478	3,523
July	6,927	5,653
August	8,959	7,280
September	10,874	8,535
October	12,971	10,554
November	15,113	12,699
December	16,913	14,200
January	18,800	
February	20,838	
March	23,521	
April	24,711	
May	24,743	
June	24,743	

### QUALITY

	Quantity	Base Number	Contract	AT	Region	England
% of FP17s for the same patient ID Re-attending within 3 months - Children	143	2,174	6.6%	12.3%	12.9%	12.0%
% of FP17s for the same patient ID Re-attending within 3 months - Adults	506	5,512	9.2%	15.5%	16.5%	15.9%
% of FP17s for the same patient ID Re-attending between 3 & 9 months - Children	1,277	2,174	58.7%	54.7%	59.6%	58.0%
% of FP17s for the same patient ID Re-attending between 3 & 9 months - Adults	3,383	5,512	61.4%	50.6%	52.8%	50.5%
% of FP17s for Band 1 Urgent Courses	566	7,162	7.9%	8.8%	9.1%	9.0%
% of FP17s Relating to Free Repair or Replacements	48	7,162	0.7%	1.2%	1.0%	0.8%
% of FP17s Relating to Continuations	61	7,162	0.9%	1.5%	1.2%	1.1%
% of Patients satisfied with the dentistry they have received	9	9	N/A	89.7%	91.6%	91.5%
% of Patients satisfied with the time they had to wait for an appointment	9	9	N/A	86.6%	88.3%	87.9%

\* This is based on patients treated on this contract for their most recent course of treatment. Figures in italics indicate the base number of FP17s or Patient Questionnaire responses are less than 100. N/A is shown where the base number of responses is less than 10 during the period. % is calculated as Quantity/Base number\*100

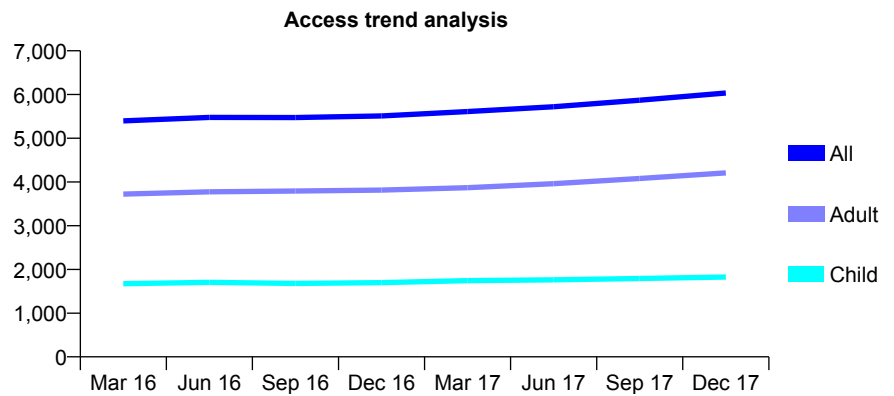
## Q45 - Vital Signs At a Glance Contract Report for 101338/0085 - December 2017

Name or company name	Whitecross Dental Care Limited
Contract type name	GDS Contract
Purpose of contract	General
Contract start date	01/04/2009
Contract end date	

17/18 Contracted general activity (UDA)	19,500
Carry forward general activity (UDA)	0
17/18 Contracted orthodontic activity (UOA)	0
Carry forward orthodontic activity (UOA)	0
Baseline contract value	£548,400.12

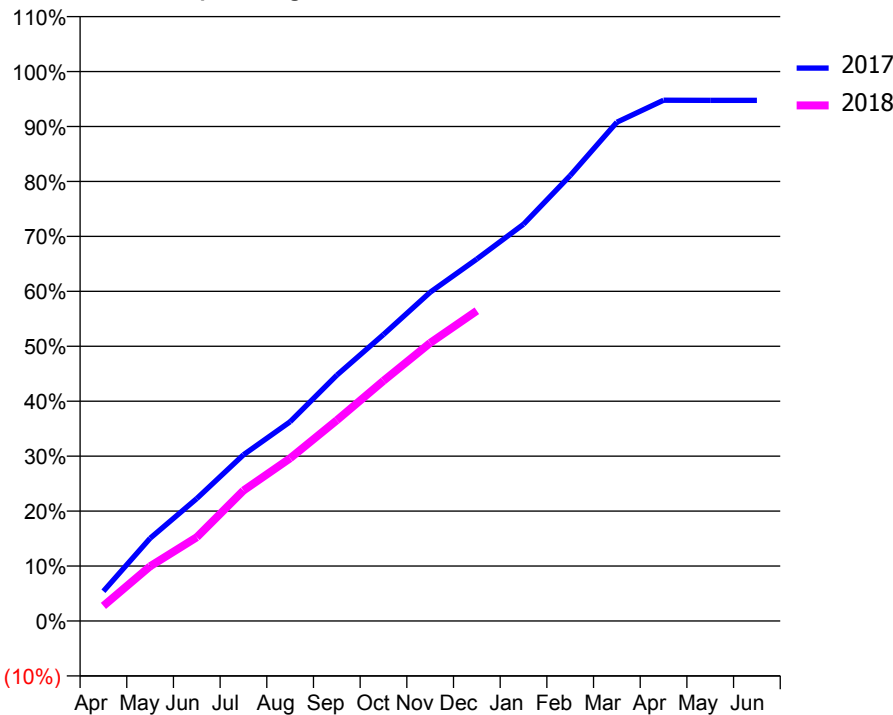
### ACCESS\*

Patients seen in 24 months	Total	Change since previous quarter
Quarter ending December 2016	5,510	
Quarter ending March 2017	5,612	→
Quarter ending June 2017	5,720	→
Quarter ending September 2017	5,869	↑
Quarter ending December 2017	6,034	↑
<b>Variance since December 2016</b>	<b>9.5%</b>	<b>↑</b>



### ACTIVITY

Cumulative percentage of contracted UDA delivered 2017 & 2018



Month	Adjusted Scheduled Activity (UDA)	
	2017	2018
April	1,057	539
May	2,936	1,940
June	4,344	2,974
July	5,901	4,631
August	7,073	5,778
September	8,723	7,126
October	10,166	8,527
November	11,668	9,867
December	12,845	11,009
January	14,082	
February	15,806	
March	17,699	
April	18,482	
May	18,474	
June	18,477	

### QUALITY

	Quantity	Base Number	Contract	AT	Region	England
% of FP17s for the same patient ID Re-attending within 3 months - Children	126	1,634	7.7%	12.3%	12.9%	12.0%
% of FP17s for the same patient ID Re-attending within 3 months - Adults	361	3,403	10.6%	15.5%	16.5%	15.9%
% of FP17s for the same patient ID Re-attending between 3 & 9 months - Children	748	1,634	45.8%	54.7%	59.6%	58.0%
% of FP17s for the same patient ID Re-attending between 3 & 9 months - Adults	1,560	3,403	45.8%	50.6%	52.8%	50.5%
% of FP17s for Band 1 Urgent Courses	300	4,731	6.3%	8.8%	9.1%	9.0%
% of FP17s Relating to Free Repair or Replacements	14	4,731	0.3%	1.2%	1.0%	0.8%
% of FP17s Relating to Continuations	72	4,731	1.5%	1.5%	1.2%	1.1%
% of Patients satisfied with the dentistry they have received	6	6	N/A	89.7%	91.6%	91.5%
% of Patients satisfied with the time they had to wait for an appointment	6	6	N/A	86.6%	88.3%	87.9%

\* This is based on patients treated on this contract for their most recent course of treatment. Figures in italics indicate the base number of FP17s or Patient Questionnaire responses are less than 100. N/A is shown where the base number of responses is less than 10 during the period. % is calculated as Quantity/Base number\*100

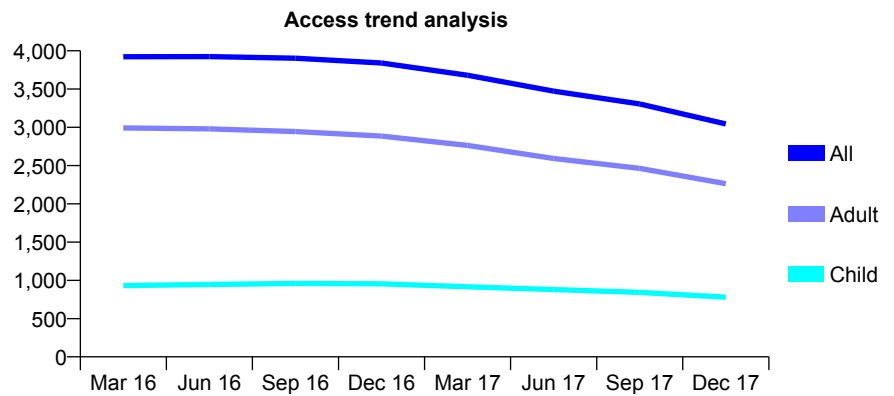
## Q45 - Vital Signs At a Glance Contract Report for 101435/0059 - December 2017

Name or company name	IDH Limited
Contract type name	GDS Contract
Purpose of contract	General
Contract start date	01/04/2007
Contract end date	

17/18 Contracted general activity (UDA)	14,807
Carry forward general activity (UDA)	0
17/18 Contracted orthodontic activity (UOA)	0
Carry forward orthodontic activity (UOA)	0
Baseline contract value	£316,778.87

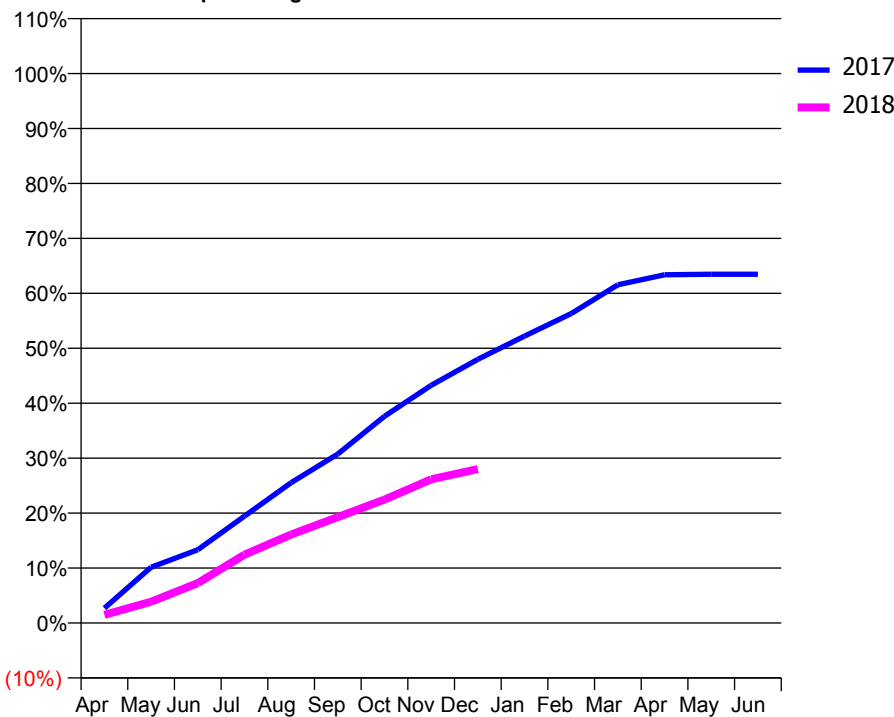
### ACCESS\*

Patients seen in 24 months	Total	Change since previous quarter
Quarter ending December 2016	3,840	
Quarter ending March 2017	3,680	↓
Quarter ending June 2017	3,472	↓
Quarter ending September 2017	3,306	↓
Quarter ending December 2017	3,044	↓
<b>Variance since December 2016</b>	<b>(20.7%)</b>	<b>↓</b>



### ACTIVITY

Cumulative percentage of contracted UDA delivered 2017 & 2018



Month	Adjusted Scheduled Activity (UDA)	
	2017	2018
April	401	220
May	1,503	573
June	1,976	1,077
July	2,880	1,842
August	3,780	2,385
September	4,553	2,856
October	5,572	3,327
November	6,406	3,871
December	7,106	4,150
January	7,730	
February	8,338	
March	9,115	
April	9,383	
May	9,399	
June	9,399	

### QUALITY

	Quantity	Base Number	Contract	AT	Region	England
% of FP17s for the same patient ID Re-attending within 3 months - Children	22	504	4.4%	12.3%	12.9%	12.0%
% of FP17s for the same patient ID Re-attending within 3 months - Adults	161	1,678	9.6%	15.5%	16.5%	15.9%
% of FP17s for the same patient ID Re-attending between 3 & 9 months - Children	238	504	47.2%	54.7%	59.6%	58.0%
% of FP17s for the same patient ID Re-attending between 3 & 9 months - Adults	896	1,678	53.4%	50.6%	52.8%	50.5%
% of FP17s for Band 1 Urgent Courses	180	2,081	8.6%	8.8%	9.1%	9.0%
% of FP17s Relating to Free Repair or Replacements	15	2,081	0.7%	1.2%	1.0%	0.8%
% of FP17s Relating to Continuations	11	2,081	0.5%	1.5%	1.2%	1.1%
% of Patients satisfied with the dentistry they have received	5	7	N/A	89.7%	91.6%	91.5%
% of Patients satisfied with the time they had to wait for an appointment	5	7	N/A	86.6%	88.3%	87.9%

\* This is based on patients treated on this contract for their most recent course of treatment. Figures in italics indicate the base number of FP17s or Patient Questionnaire responses are less than 100. N/A is shown where the base number of responses is less than 10 during the period. % is calculated as Quantity/Base number\*100

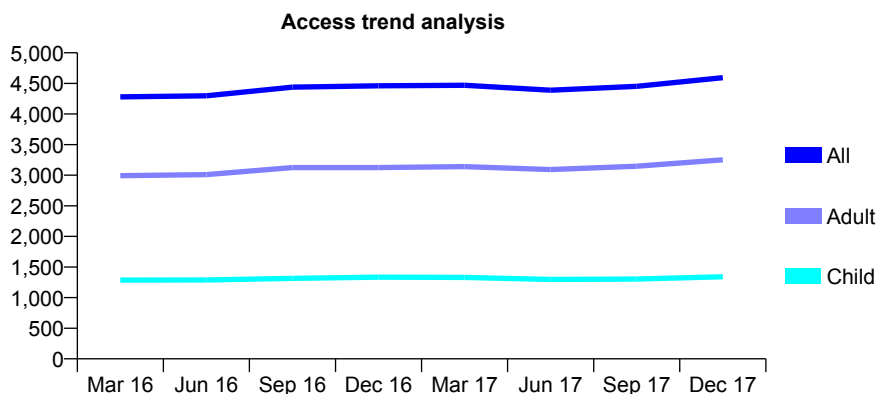
## Q45 - Vital Signs At a Glance Contract Report for 101435/0060 - December 2017

Name or company name	IDH Limited
Contract type name	GDS Contract
Purpose of contract	General
Contract start date	11/06/2007
Contract end date	

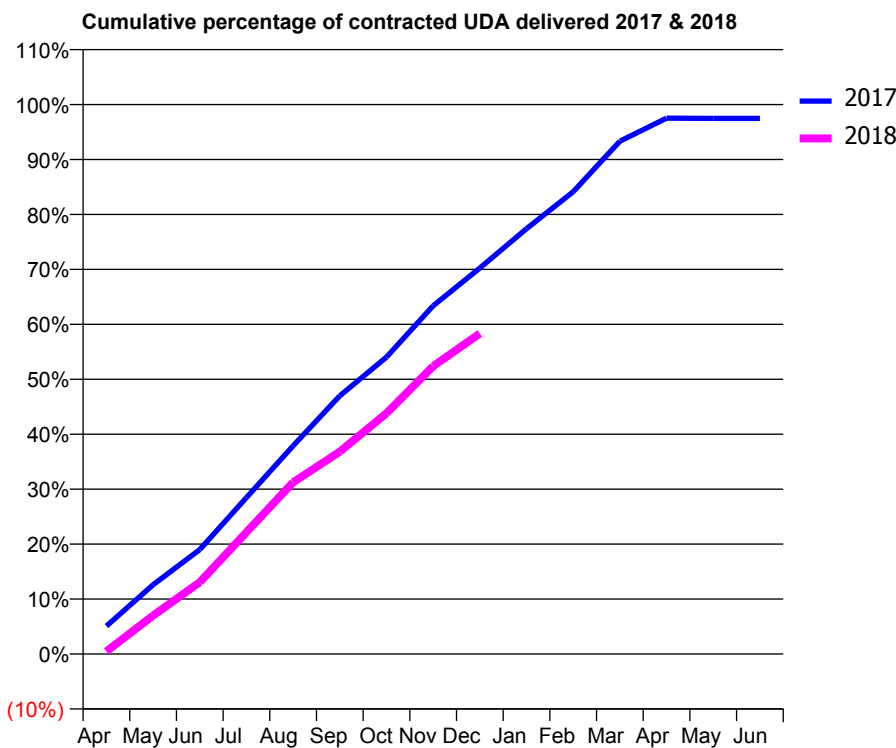
17/18 Contracted general activity (UDA)	15,717
Carry forward general activity (UDA)	398
17/18 Contracted orthodontic activity (UOA)	0
Carry forward orthodontic activity (UOA)	0
Baseline contract value	£347,345.33

### ACCESS\*

Patients seen in 24 months	Total	Change since previous quarter
Quarter ending December 2016	4,461	
Quarter ending March 2017	4,470	→
Quarter ending June 2017	4,389	↓
Quarter ending September 2017	4,452	→
Quarter ending December 2017	4,593	↑
<b>Variance since December 2016</b>	<b>3.0%</b>	<b>↑</b>



### ACTIVITY



Month	Adjusted Scheduled Activity (UDA)	
	2017	2018
April	799	73
May	1,983	1,102
June	2,989	2,052
July	4,477	3,484
August	5,956	4,911
September	7,386	5,788
October	8,490	6,886
November	9,960	8,234
December	11,039	9,167
January	12,163	
February	13,223	
March	14,666	
April	15,328	
May	15,319	
June	15,319	

### QUALITY

	Quantity	Base Number	Contract	AT	Region	England
% of FP17s for the same patient ID Re-attending within 3 months - Children	80	1,275	6.3%	12.3%	12.9%	12.0%
% of FP17s for the same patient ID Re-attending within 3 months - Adults	345	2,741	12.6%	15.5%	16.5%	15.9%
% of FP17s for the same patient ID Re-attending between 3 & 9 months - Children	656	1,275	51.5%	54.7%	59.6%	58.0%
% of FP17s for the same patient ID Re-attending between 3 & 9 months - Adults	1,224	2,741	44.7%	50.6%	52.8%	50.5%
% of FP17s for Band 1 Urgent Courses	207	3,789	5.5%	8.8%	9.1%	9.0%
% of FP17s Relating to Free Repair or Replacements	23	3,789	0.6%	1.2%	1.0%	0.8%
% of FP17s Relating to Continuations	88	3,789	2.3%	1.5%	1.2%	1.1%
% of Patients satisfied with the dentistry they have received	8	9	N/A	89.7%	91.6%	91.5%
% of Patients satisfied with the time they had to wait for an appointment	9	9	N/A	86.6%	88.3%	87.9%

\* This is based on patients treated on this contract for their most recent course of treatment. Figures in italics indicate the base number of FP17s or Patient Questionnaire responses are less than 100. N/A is shown where the base number of responses is less than 10 during the period. % is calculated as Quantity/Base number\*100

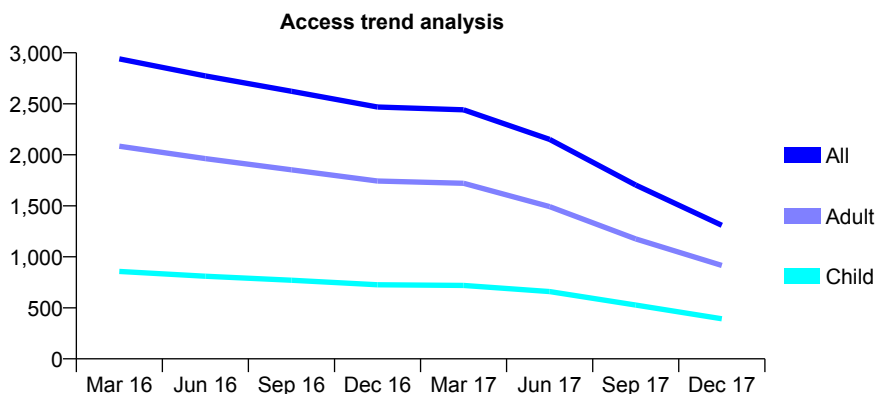
## Q45 - Vital Signs At a Glance Contract Report for 101435/0061 - December 2017

Name or company name	IDH Limited
Contract type name	GDS Contract
Purpose of contract	General
Contract start date	18/06/2007
Contract end date	28/07/2017

17/18 Contracted general activity (UDA)	3,090
Carry forward general activity (UDA)	0
17/18 Contracted orthodontic activity (UOA)	0
Carry forward orthodontic activity (UOA)	0
Baseline contract value	£66,107.74

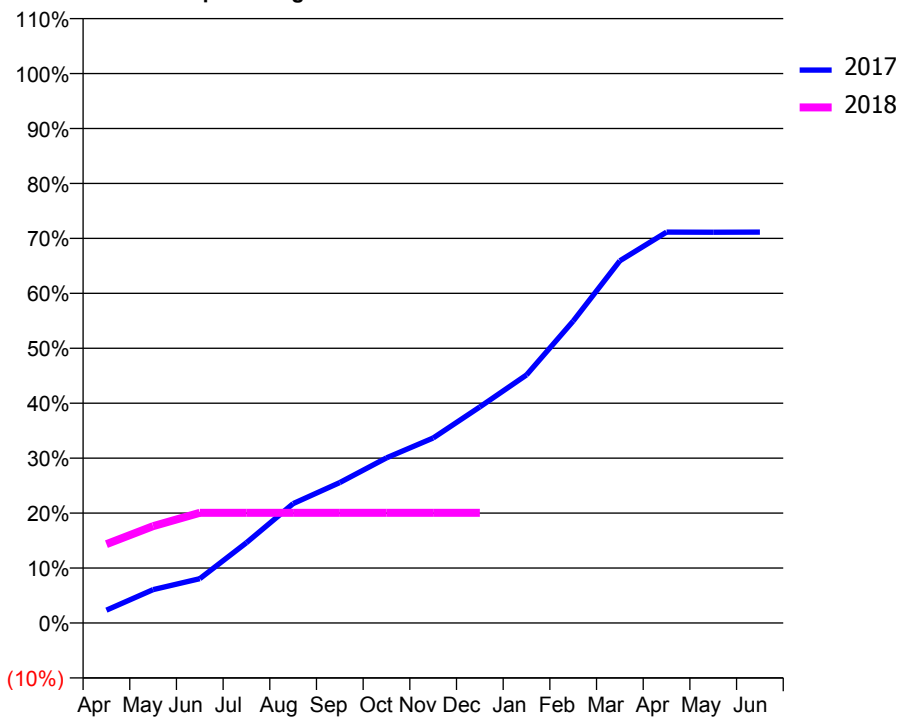
### ACCESS\*

Patients seen in 24 months	Total	Change since previous quarter
Quarter ending December 2016	2,469	
Quarter ending March 2017	2,441	↓
Quarter ending June 2017	2,151	↓
Quarter ending September 2017	1,704	↓
Quarter ending December 2017	1,309	↓
<b>Variance since December 2016</b>	<b>(47.0%)</b>	<b>↓</b>



### ACTIVITY

Cumulative percentage of contracted UDA delivered 2017 & 2018



Month	Adjusted Scheduled Activity (UDA)	
	2017	2018
April	223	444
May	578	545
June	767	620
July	1,389	620
August	2,064	620
September	2,430	620
October	2,854	620
November	3,199	620
December	3,735	620
January	4,288	
February	5,221	
March	6,263	
April	6,758	
May	6,755	
June	6,759	

### QUALITY

	Quantity	Base Number	Contract	AT	Region	England
% of FP17s for the same patient ID Re-attending within 3 months - Children	4	91	4.4%	12.3%	12.9%	12.0%
% of FP17s for the same patient ID Re-attending within 3 months - Adults	34	199	17.1%	15.5%	16.5%	15.9%
% of FP17s for the same patient ID Re-attending between 3 & 9 months - Children	34	91	37.4%	54.7%	59.6%	58.0%
% of FP17s for the same patient ID Re-attending between 3 & 9 months - Adults	56	199	28.1%	50.6%	52.8%	50.5%
% of FP17s for Band 1 Urgent Courses	9	157	5.7%	8.8%	9.1%	9.0%
% of FP17s Relating to Free Repair or Replacements	2	157	1.3%	1.2%	1.0%	0.8%
% of FP17s Relating to Continuations	6	157	3.8%	1.5%	1.2%	1.1%
% of Patients satisfied with the dentistry they have received	1	1	N/A	89.7%	91.6%	91.5%
% of Patients satisfied with the time they had to wait for an appointment	1	1	N/A	86.6%	88.3%	87.9%

\* This is based on patients treated on this contract for their most recent course of treatment. Figures in italics indicate the base number of FP17s or Patient Questionnaire responses are less than 100. N/A is shown where the base number of responses is less than 10 during the period. % is calculated as Quantity/Base number\*100

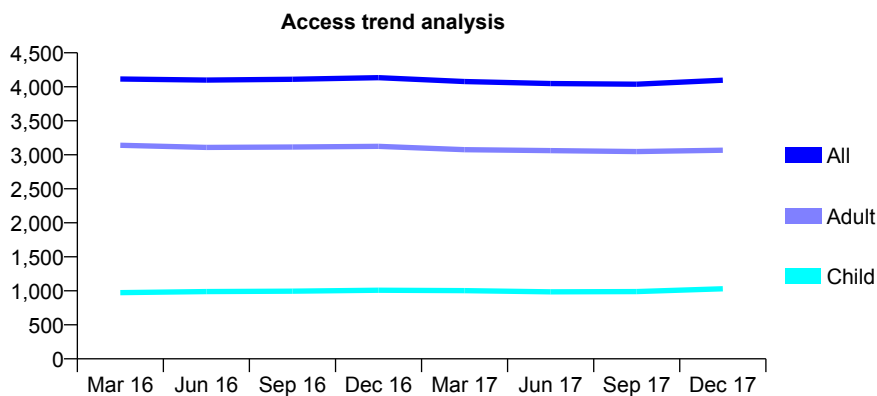
## Q45 - Vital Signs At a Glance Contract Report for 101435/0078 - December 2017

Name or company name	IDH Limited
Contract type name	GDS Contract
Purpose of contract	General
Contract start date	01/01/2008
Contract end date	

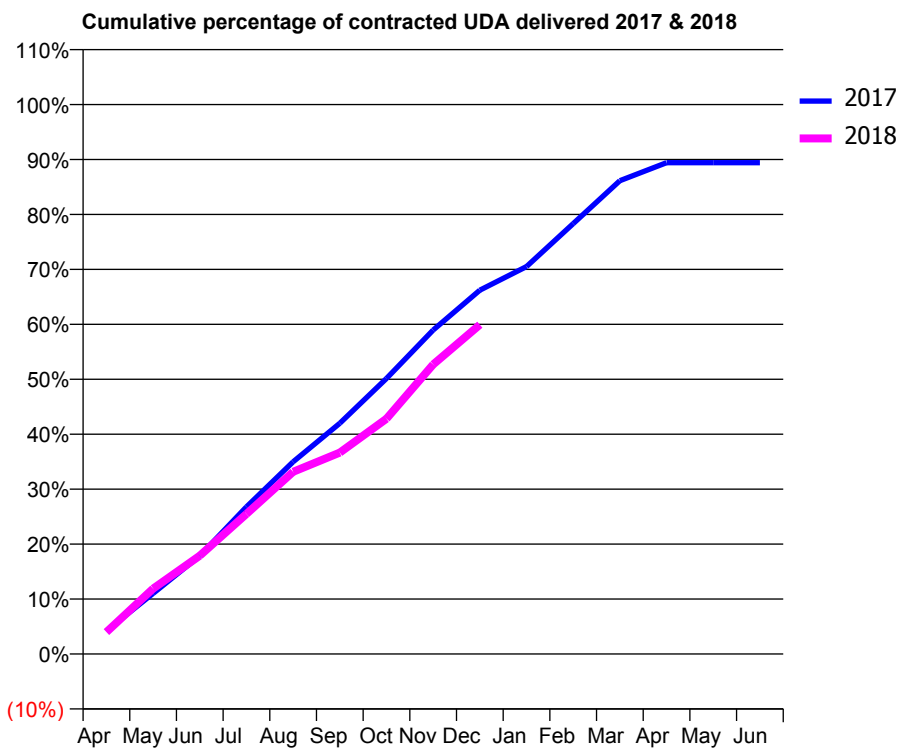
17/18 Contracted general activity (UDA)	12,900
Carry forward general activity (UDA)	0
17/18 Contracted orthodontic activity (UOA)	0
Carry forward orthodontic activity (UOA)	0
Baseline contract value	£347,563.22

### ACCESS\*

Patients seen in 24 months	Total	Change since previous quarter
Quarter ending December 2016	4,134	
Quarter ending March 2017	4,078	↓
Quarter ending June 2017	4,048	→
Quarter ending September 2017	4,039	→
Quarter ending December 2017	4,098	→
<b>Variance since December 2016</b>	<b>(0.9%)</b>	→



### ACTIVITY



Month	Adjusted Scheduled Activity (UDA)	
	2017	2018
April	544	516
May	1,421	1,536
June	2,305	2,309
July	3,453	3,290
August	4,511	4,277
September	5,417	4,728
October	6,469	5,525
November	7,604	6,796
December	8,540	7,730
January	9,095	
February	10,103	
March	11,112	
April	11,535	
May	11,533	
June	11,533	

### QUALITY

	Quantity	Base Number	Contract	AT	Region	England
% of FP17s for the same patient ID Re-attending within 3 months - Children	62	1,063	5.8%	12.3%	12.9%	12.0%
% of FP17s for the same patient ID Re-attending within 3 months - Adults	301	2,970	10.1%	15.5%	16.5%	15.9%
% of FP17s for the same patient ID Re-attending between 3 & 9 months - Children	638	1,063	60.0%	54.7%	59.6%	58.0%
% of FP17s for the same patient ID Re-attending between 3 & 9 months - Adults	1,671	2,970	56.3%	50.6%	52.8%	50.5%
% of FP17s for Band 1 Urgent Courses	192	3,850	5.0%	8.8%	9.1%	9.0%
% of FP17s Relating to Free Repair or Replacements	22	3,850	0.6%	1.2%	1.0%	0.8%
% of FP17s Relating to Continuations	57	3,850	1.5%	1.5%	1.2%	1.1%
% of Patients satisfied with the dentistry they have received	7	8	N/A	89.7%	91.6%	91.5%
% of Patients satisfied with the time they had to wait for an appointment	5	8	N/A	86.6%	88.3%	87.9%

\* This is based on patients treated on this contract for their most recent course of treatment. Figures in italics indicate the base number of FP17s or Patient Questionnaire responses are less than 100. N/A is shown where the base number of responses is less than 10 during the period. % is calculated as Quantity/Base number\*100



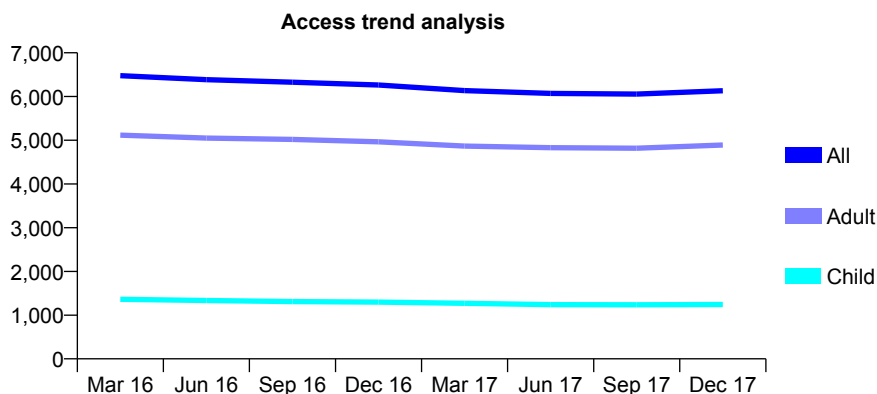
## Q45 - Vital Signs At a Glance Contract Report for 101435/0115 - December 2017

Name or company name	IDH Limited
Contract type name	GDS Contract
Purpose of contract	General
Contract start date	01/09/2008
Contract end date	

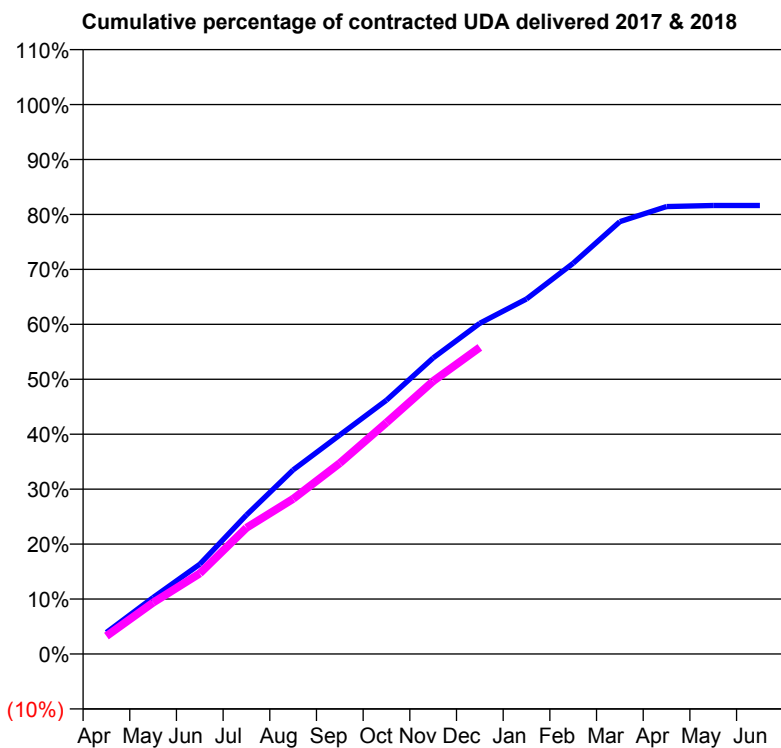
17/18 Contracted general activity (UDA)	20,000
Carry forward general activity (UDA)	0
17/18 Contracted orthodontic activity (UOA)	0
Carry forward orthodontic activity (UOA)	0
Baseline contract value	£505,536.62

### ACCESS\*

Patients seen in 24 months	Total	Change since previous quarter
Quarter ending December 2016	6,262	
Quarter ending March 2017	6,136	↓
Quarter ending June 2017	6,071	↓
Quarter ending September 2017	6,055	→
Quarter ending December 2017	6,133	→
<b>Variance since December 2016</b>	<b>(2.1%)</b>	<b>↓</b>



### ACTIVITY



Month	Adjusted Scheduled Activity (UDA)	
	2017	2018
April	782	655
May	2,056	1,871
June	3,268	2,932
July	5,058	4,592
August	6,699	5,645
September	7,972	6,949
October	9,239	8,425
November	10,777	9,933
December	12,040	11,163
January	12,924	
February	14,221	
March	15,736	
April	16,287	
May	16,324	
June	16,324	

### QUALITY

	Quantity	Base Number	Contract	AT	Region	England
% of FP17s for the same patient ID Re-attending within 3 months - Children	55	1,258	4.4%	12.3%	12.9%	12.0%
% of FP17s for the same patient ID Re-attending within 3 months - Adults	625	4,538	13.8%	15.5%	16.5%	15.9%
% of FP17s for the same patient ID Re-attending between 3 & 9 months - Children	747	1,258	59.4%	54.7%	59.6%	58.0%
% of FP17s for the same patient ID Re-attending between 3 & 9 months - Adults	2,192	4,538	48.3%	50.6%	52.8%	50.5%
% of FP17s for Band 1 Urgent Courses	693	5,518	12.6%	8.8%	9.1%	9.0%
% of FP17s Relating to Free Repair or Replacements	10	5,518	0.2%	1.2%	1.0%	0.8%
% of FP17s Relating to Continuations	57	5,518	1.0%	1.5%	1.2%	1.1%
% of Patients satisfied with the dentistry they have received	15	17	88.2%	89.7%	91.6%	91.5%
% of Patients satisfied with the time they had to wait for an appointment	14	17	82.4%	86.6%	88.3%	87.9%

\* This is based on patients treated on this contract for their most recent course of treatment. Figures in italics indicate the base number of FP17s or Patient Questionnaire responses are less than 100. N/A is shown where the base number of responses is less than 10 during the period. % is calculated as Quantity/Base number\*100

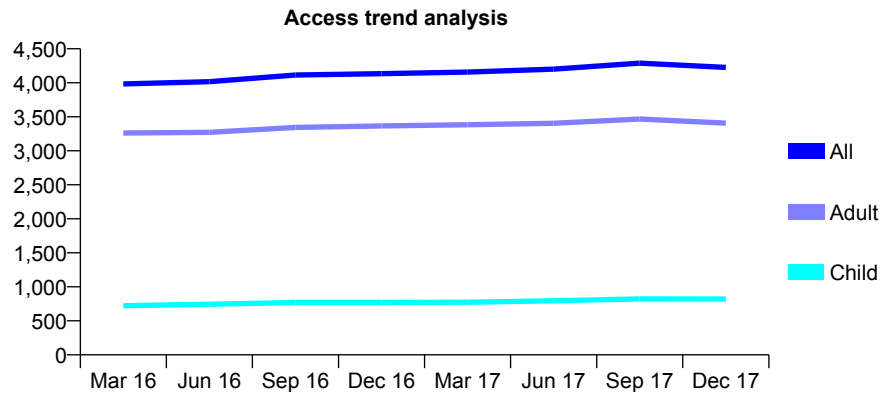
## Q45 - Vital Signs At a Glance Contract Report for 103888/0001 - December 2017

Name or company name	The Fairfield Dental Practice Partnership
Contract type name	GDS Contract
Purpose of contract	General
Contract start date	23/11/2011
Contract end date	

17/18 Contracted general activity (UDA)	12,432
Carry forward general activity (UDA)	0
17/18 Contracted orthodontic activity (UOA)	0
Carry forward orthodontic activity (UOA)	0
Baseline contract value	£325,016.19

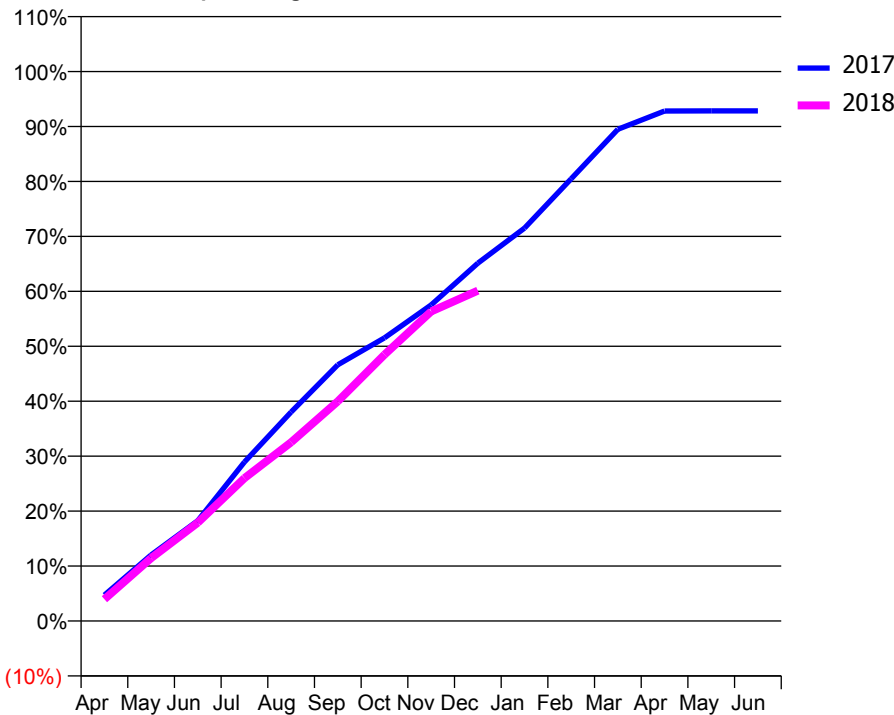
### ACCESS\*

Patients seen in 24 months	Total	Change since previous quarter
Quarter ending December 2016	4,134	
Quarter ending March 2017	4,158	→
Quarter ending June 2017	4,201	→
Quarter ending September 2017	4,289	↑
Quarter ending December 2017	4,227	↓
<b>Variance since December 2016</b>	<b>2.2%</b>	<b>↑</b>



### ACTIVITY

Cumulative percentage of contracted UDA delivered 2017 & 2018



Month	Adjusted Scheduled Activity (UDA)	
	2017	2018
April	586	494
May	1,495	1,423
June	2,270	2,225
July	3,597	3,233
August	4,730	4,043
September	5,797	4,970
October	6,408	6,027
November	7,152	7,005
December	8,095	7,474
January	8,890	
February	10,006	
March	11,124	
April	11,538	
May	11,540	
June	11,540	

### QUALITY

	Quantity	Base Number	Contract	AT	Region	England
% of FP17s for the same patient ID Re-attending within 3 months - Children	26	843	3.1%	12.3%	12.9%	12.0%
% of FP17s for the same patient ID Re-attending within 3 months - Adults	341	3,335	10.2%	15.5%	16.5%	15.9%
% of FP17s for the same patient ID Re-attending between 3 & 9 months - Children	484	843	57.4%	54.7%	59.6%	58.0%
% of FP17s for the same patient ID Re-attending between 3 & 9 months - Adults	1,802	3,335	54.0%	50.6%	52.8%	50.5%
% of FP17s for Band 1 Urgent Courses	45	3,945	1.1%	8.8%	9.1%	9.0%
% of FP17s Relating to Free Repair or Replacements	60	3,945	1.5%	1.2%	1.0%	0.8%
% of FP17s Relating to Continuations	128	3,945	3.2%	1.5%	1.2%	1.1%
% of Patients satisfied with the dentistry they have received	4	5	N/A	89.7%	91.6%	91.5%
% of Patients satisfied with the time they had to wait for an appointment	5	5	N/A	86.6%	88.3%	87.9%

\* This is based on patients treated on this contract for their most recent course of treatment. Figures in italics indicate the base number of FP17s or Patient Questionnaire responses are less than 100. N/A is shown where the base number of responses is less than 10 during the period. % is calculated as Quantity/Base number\*100

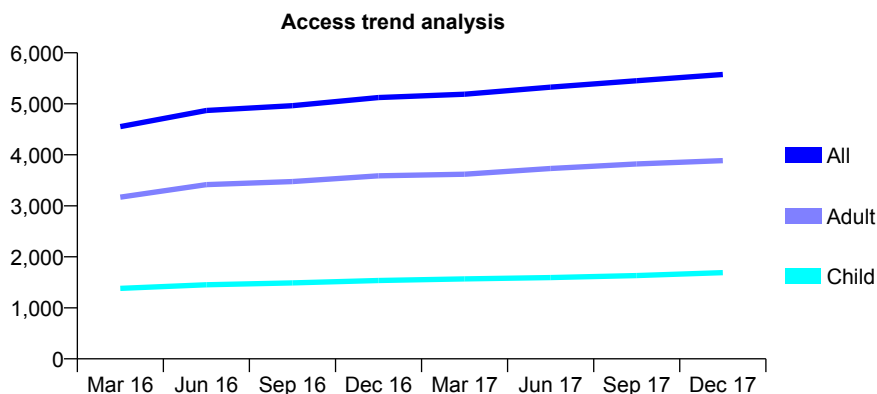
## Q45 - Vital Signs At a Glance Contract Report for 114197/0001 - December 2017

Name or company name	Elliott & McCarthy Dental Surgery
Contract type name	GDS Contract
Purpose of contract	General
Contract start date	01/07/2014
Contract end date	

17/18 Contracted general activity (UDA)	15,793
Carry forward general activity (UDA)	38
17/18 Contracted orthodontic activity (UOA)	0
Carry forward orthodontic activity (UOA)	0
Baseline contract value	£581,791.10

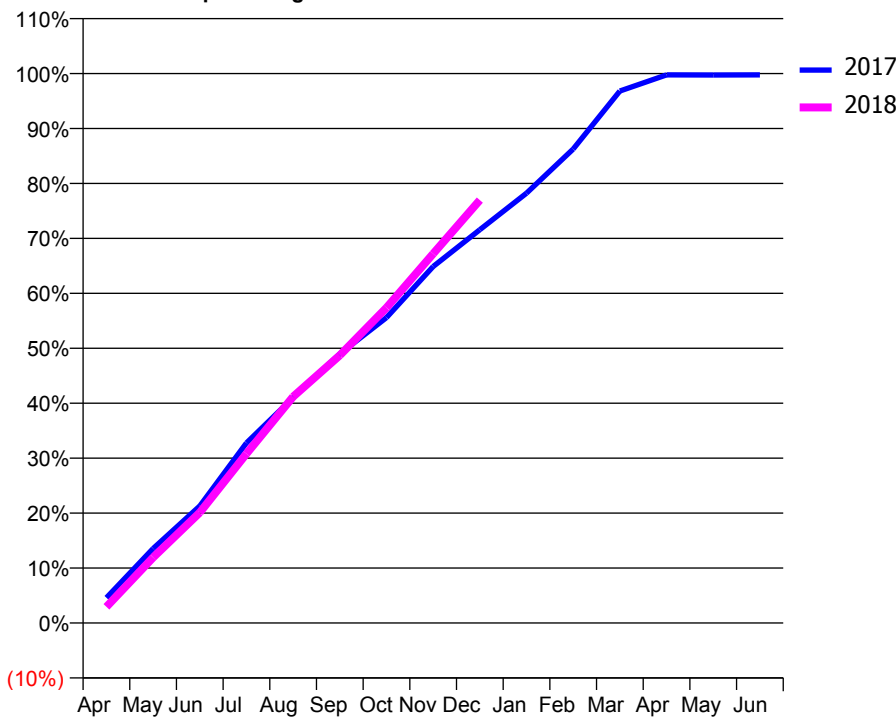
### ACCESS\*

Patients seen in 24 months	Total	Change since previous quarter
Quarter ending December 2016	5,124	
Quarter ending March 2017	5,187	→
Quarter ending June 2017	5,327	↑
Quarter ending September 2017	5,453	↑
Quarter ending December 2017	5,575	↑
<b>Variance since December 2016</b>	<b>8.8%</b>	<b>↑</b>



### ACTIVITY

Cumulative percentage of contracted UDA delivered 2017 & 2018



Month	Adjusted Scheduled Activity (UDA)	
	2017	2018
April	726	465
May	2,139	1,882
June	3,361	3,176
July	5,177	4,864
August	6,478	6,505
September	7,734	7,692
October	8,780	9,060
November	10,247	10,614
December	11,304	12,153
January	12,352	
February	13,623	
March	15,289	
April	15,752	
May	15,751	
June	15,755	

### QUALITY

	Quantity	Base Number	Contract	AT	Region	England
% of FP17s for the same patient ID Re-attending within 3 months - Children	118	1,749	6.7%	12.3%	12.9%	12.0%
% of FP17s for the same patient ID Re-attending within 3 months - Adults	580	3,909	14.8%	15.5%	16.5%	15.9%
% of FP17s for the same patient ID Re-attending between 3 & 9 months - Children	908	1,749	51.9%	54.7%	59.6%	58.0%
% of FP17s for the same patient ID Re-attending between 3 & 9 months - Adults	1,883	3,909	48.2%	50.6%	52.8%	50.5%
% of FP17s for Band 1 Urgent Courses	400	4,957	8.1%	8.8%	9.1%	9.0%
% of FP17s Relating to Free Repair or Replacements	55	4,957	1.1%	1.2%	1.0%	0.8%
% of FP17s Relating to Continuations	82	4,957	1.7%	1.5%	1.2%	1.1%
% of Patients satisfied with the dentistry they have received	15	16	93.8%	89.7%	91.6%	91.5%
% of Patients satisfied with the time they had to wait for an appointment	15	16	93.8%	86.6%	88.3%	87.9%

\* This is based on patients treated on this contract for their most recent course of treatment. Figures in italics indicate the base number of FP17s or Patient Questionnaire responses are less than 100. N/A is shown where the base number of responses is less than 10 during the period. % is calculated as Quantity/Base number\*100

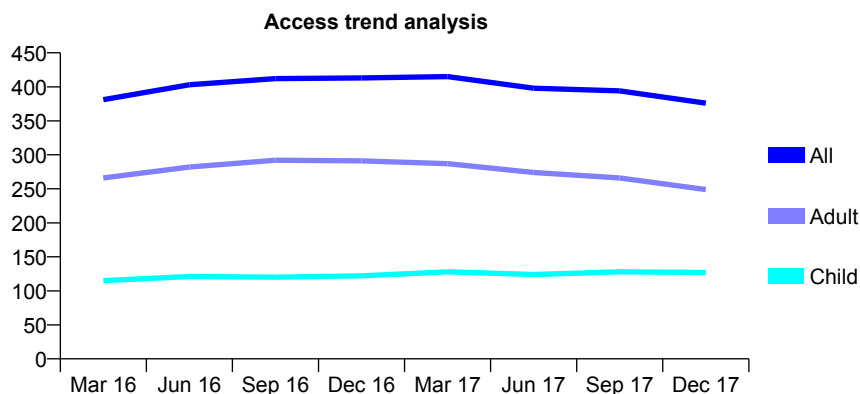
## Q45 - Vital Signs At a Glance Contract Report for 114405/0001 - December 2017

Name or company name	Mr D Lamb
Contract type name	GDS Contract
Purpose of contract	General
Contract start date	01/07/2014
Contract end date	

17/18 Contracted general activity (UDA)	1,221
Carry forward general activity (UDA)	-11
17/18 Contracted orthodontic activity (UOA)	0
Carry forward orthodontic activity (UOA)	0
Baseline contract value	£37,203.05

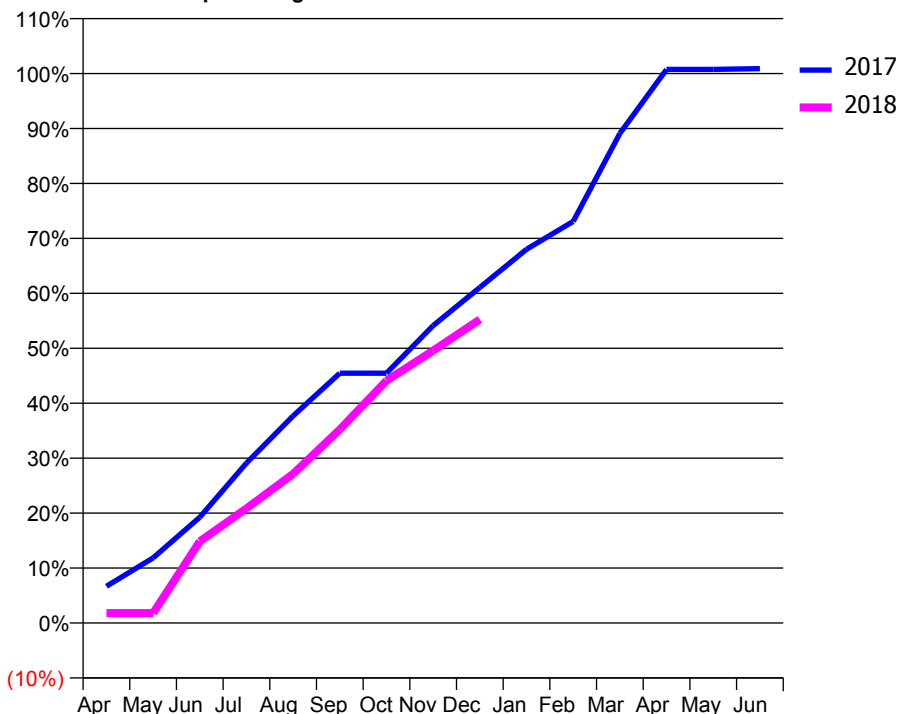
### ACCESS\*

Patients seen in 24 months	Total	Change since previous quarter
Quarter ending December 2016	413	
Quarter ending March 2017	415	→
Quarter ending June 2017	398	↓
Quarter ending September 2017	394	↓
Quarter ending December 2017	376	↓
<b>Variance since December 2016</b>	<b>(9.0%)</b>	<b>↓</b>



### ACTIVITY

Cumulative percentage of contracted UDA delivered 2017 & 2018



Month	Adjusted Scheduled Activity (UDA)	
	2017	2018
April	82	22
May	145	22
June	235	181
July	355	255
August	460	331
September	555	430
October	555	538
November	661	605
December	746	675
January	830	
February	892	
March	1,088	
April	1,230	
May	1,230	
June	1,232	

### QUALITY

	Quantity	Base Number	Contract	AT	Region	England
% of FP17s for the same patient ID Re-attending within 3 months - Children	20	174	11.5%	12.3%	12.9%	12.0%
% of FP17s for the same patient ID Re-attending within 3 months - Adults	50	230	21.7%	15.5%	16.5%	15.9%
% of FP17s for the same patient ID Re-attending between 3 & 9 months - Children	113	174	64.9%	54.7%	59.6%	58.0%
% of FP17s for the same patient ID Re-attending between 3 & 9 months - Adults	97	230	42.2%	50.6%	52.8%	50.5%
% of FP17s for Band 1 Urgent Courses	58	359	16.2%	8.8%	9.1%	9.0%
% of FP17s Relating to Free Repair or Replacements	3	359	0.8%	1.2%	1.0%	0.8%
% of FP17s Relating to Continuations	0	359	0.0%	1.5%	1.2%	1.1%
% of Patients satisfied with the dentistry they have received	0	0	N/A	89.7%	91.6%	91.5%
% of Patients satisfied with the time they had to wait for an appointment	0	0	N/A	86.6%	88.3%	87.9%

\* This is based on patients treated on this contract for their most recent course of treatment. Figures in italics indicate the base number of FP17s or Patient Questionnaire responses are less than 100. N/A is shown where the base number of responses is less than 10 during the period. % is calculated as Quantity/Base number\*100

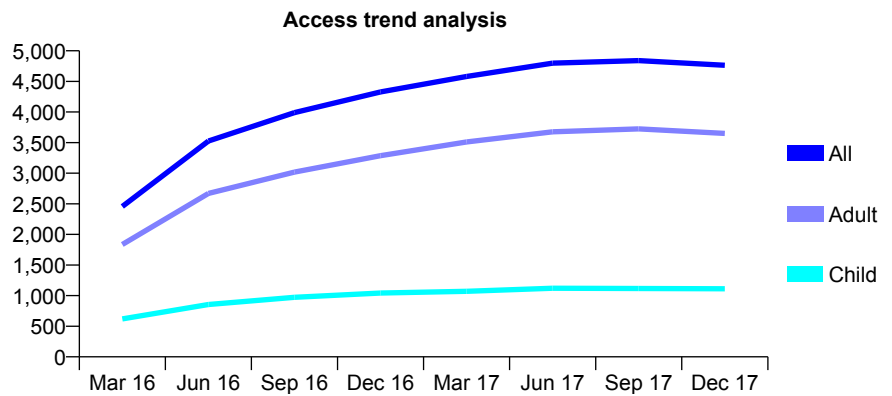
## Q45 - Vital Signs At a Glance Contract Report for 115134/0001 - December 2017

Name or company name	Grace Dental Care Partnership
Contract type name	GDS Contract
Purpose of contract	General
Contract start date	01/11/2015
Contract end date	

17/18 Contracted general activity (UDA)	13,542
Carry forward general activity (UDA)	-254
17/18 Contracted orthodontic activity (UOA)	0
Carry forward orthodontic activity (UOA)	0
Baseline contract value	£351,606.59

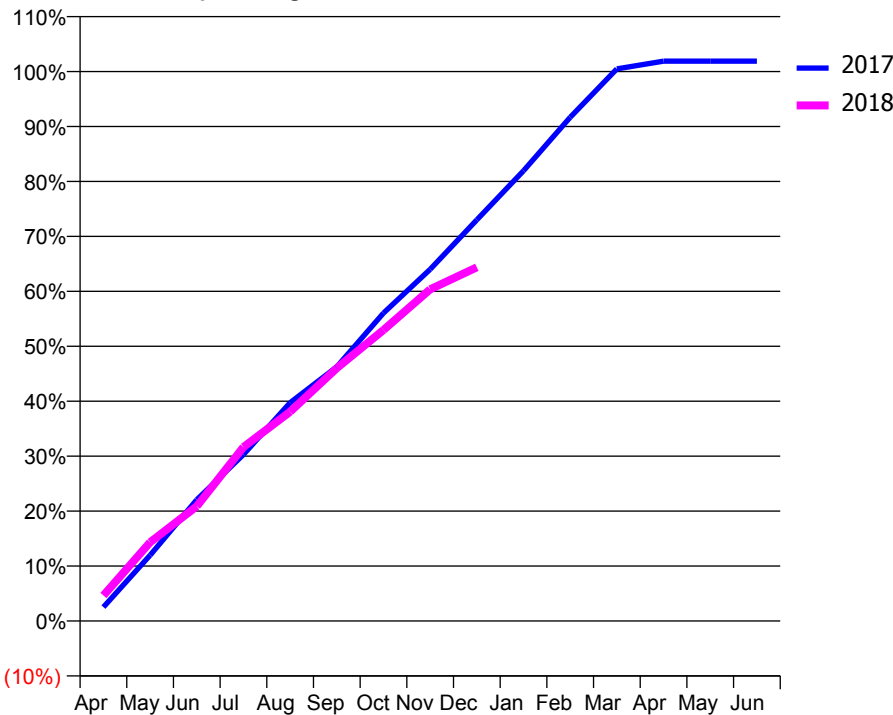
### ACCESS\*

Patients seen in 24 months	Total	Change since previous quarter
Quarter ending December 2016	4,328	
Quarter ending March 2017	4,581	↑
Quarter ending June 2017	4,798	↑
Quarter ending September 2017	4,840	→
Quarter ending December 2017	4,763	↓
<b>Variance since December 2016</b>	<b>10.1%</b>	<b>↑</b>



### ACTIVITY

Cumulative percentage of contracted UDA delivered 2017 & 2018



Month	Adjusted Scheduled Activity (UDA)	
	2017	2018
April	343	628
May	1,621	1,942
June	2,988	2,828
July	4,102	4,286
August	5,380	5,158
September	6,265	6,234
October	7,590	7,174
November	8,667	8,173
December	9,887	8,716
January	11,095	
February	12,413	
March	13,606	
April	13,796	
May	13,796	
June	13,796	

### QUALITY

	Quantity	Base Number	Contract	AT	Region	England
% of FP17s for the same patient ID Re-attending within 3 months - Children	46	1,047	4.4%	12.3%	12.9%	12.0%
% of FP17s for the same patient ID Re-attending within 3 months - Adults	380	3,432	11.1%	15.5%	16.5%	15.9%
% of FP17s for the same patient ID Re-attending between 3 & 9 months - Children	545	1,047	52.1%	54.7%	59.6%	58.0%
% of FP17s for the same patient ID Re-attending between 3 & 9 months - Adults	1,851	3,432	53.9%	50.6%	52.8%	50.5%
% of FP17s for Band 1 Urgent Courses	219	4,381	5.0%	8.8%	9.1%	9.0%
% of FP17s Relating to Free Repair or Replacements	39	4,381	0.9%	1.2%	1.0%	0.8%
% of FP17s Relating to Continuations	15	4,381	0.3%	1.5%	1.2%	1.1%
% of Patients satisfied with the dentistry they have received	3	4	N/A	89.7%	91.6%	91.5%
% of Patients satisfied with the time they had to wait for an appointment	4	4	N/A	86.6%	88.3%	87.9%

\* This is based on patients treated on this contract for their most recent course of treatment. Figures in italics indicate the base number of FP17s or Patient Questionnaire responses are less than 100. N/A is shown where the base number of responses is less than 10 during the period. % is calculated as Quantity/Base number\*100

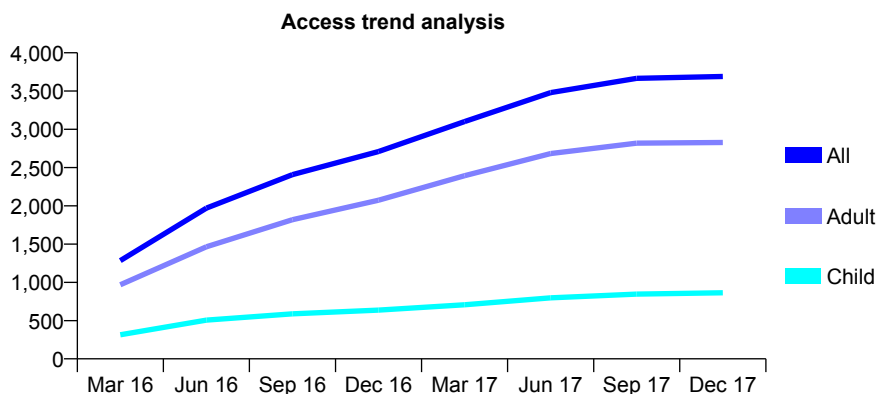
## Q45 - Vital Signs At a Glance Contract Report for 115134/0002 - December 2017

Name or company name	Grace Dental Care Partnership
Contract type name	GDS Contract
Purpose of contract	General
Contract start date	01/11/2015
Contract end date	

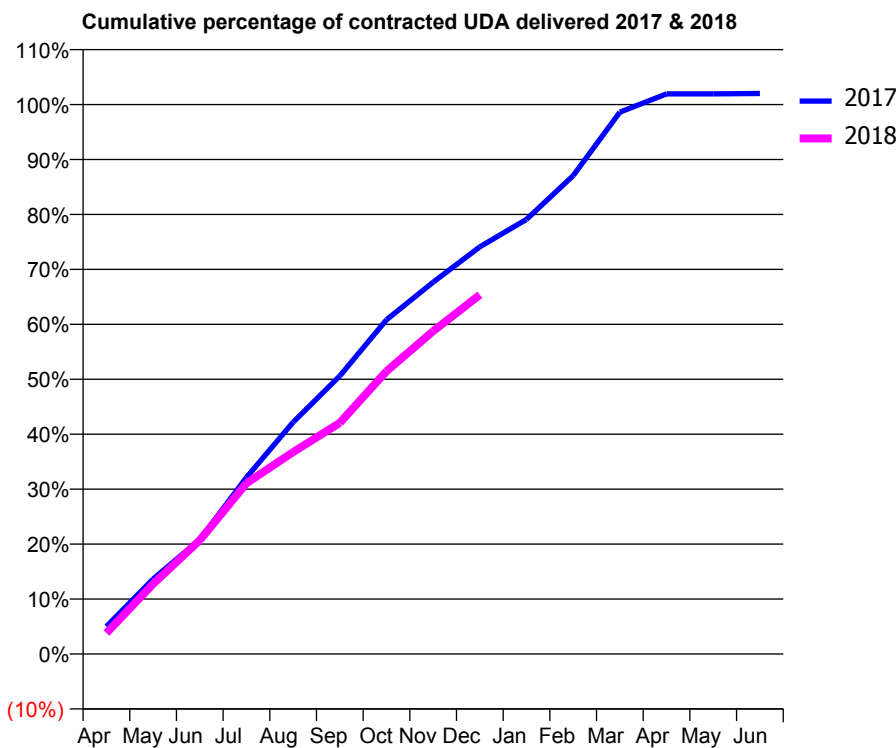
17/18 Contracted general activity (UDA)	13,675
Carry forward general activity (UDA)	0
17/18 Contracted orthodontic activity (UOA)	0
Carry forward orthodontic activity (UOA)	0
Baseline contract value	£515,005.30

### ACCESS\*

Patients seen in 24 months	Total	Change since previous quarter
Quarter ending December 2016	2,710	
Quarter ending March 2017	3,101	↑
Quarter ending June 2017	3,480	↑
Quarter ending September 2017	3,667	↑
Quarter ending December 2017	3,691	→
<b>Variance since December 2016</b>	<b>36.2%</b>	<b>↑</b>



### ACTIVITY



Month	Adjusted Scheduled Activity (UDA)	
	2017	2018
April	684	521
May	1,865	1,745
June	2,848	2,832
July	4,395	4,251
August	5,768	5,025
September	6,920	5,754
October	8,318	7,037
November	9,255	8,035
December	10,133	8,939
January	10,817	
February	11,906	
March	13,483	
April	13,940	
May	13,940	
June	13,951	

### QUALITY

	Quantity	Base Number	Contract	AT	Region	England
% of FP17s for the same patient ID Re-attending within 3 months - Children	37	723	5.1%	12.3%	12.9%	12.0%
% of FP17s for the same patient ID Re-attending within 3 months - Adults	314	2,258	13.9%	15.5%	16.5%	15.9%
% of FP17s for the same patient ID Re-attending between 3 & 9 months - Children	232	723	32.1%	54.7%	59.6%	58.0%
% of FP17s for the same patient ID Re-attending between 3 & 9 months - Adults	817	2,258	36.2%	50.6%	52.8%	50.5%
% of FP17s for Band 1 Urgent Courses	312	2,870	10.9%	8.8%	9.1%	9.0%
% of FP17s Relating to Free Repair or Replacements	34	2,870	1.2%	1.2%	1.0%	0.8%
% of FP17s Relating to Continuations	50	2,870	1.7%	1.5%	1.2%	1.1%
% of Patients satisfied with the dentistry they have received	5	5	N/A	89.7%	91.6%	91.5%
% of Patients satisfied with the time they had to wait for an appointment	3	5	N/A	86.6%	88.3%	87.9%

\* This is based on patients treated on this contract for their most recent course of treatment. Figures in italics indicate the base number of FP17s or Patient Questionnaire responses are less than 100. N/A is shown where the base number of responses is less than 10 during the period. % is calculated as Quantity/Base number\*100

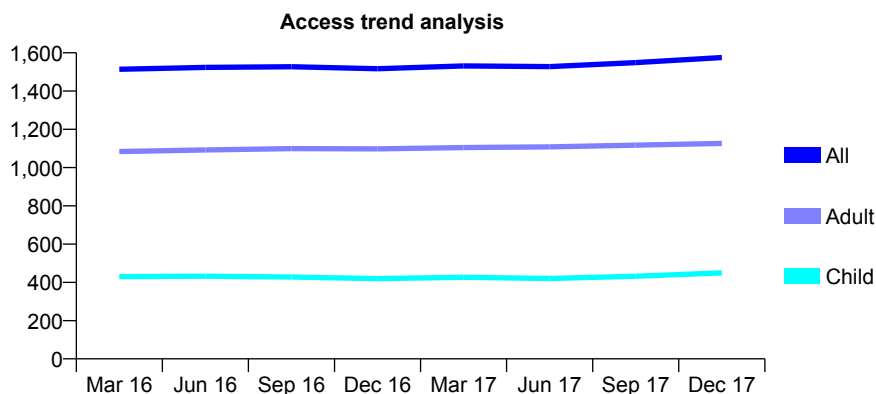
## Q45 - Vital Signs At a Glance Contract Report for 116491/0001 - December 2017

Name or company name	Toothwise Ltd.
Contract type name	GDS Contract
Purpose of contract	General
Contract start date	01/04/2009
Contract end date	

17/18 Contracted general activity (UDA)	4,589
Carry forward general activity (UDA)	0
17/18 Contracted orthodontic activity (UOA)	0
Carry forward orthodontic activity (UOA)	0
Baseline contract value	£157,724.19

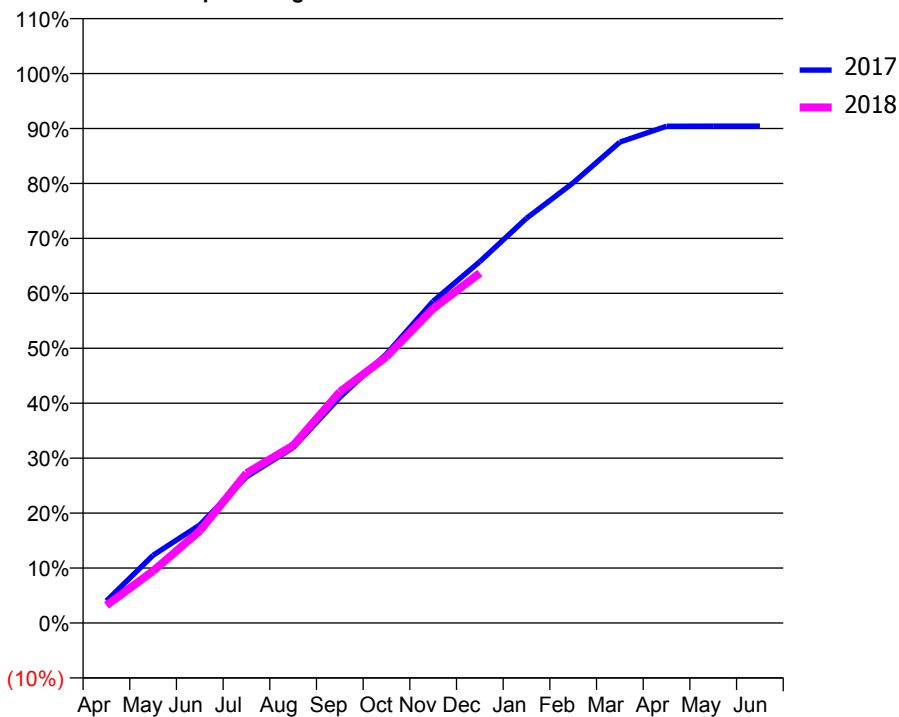
### ACCESS\*

Patients seen in 24 months	Total	Change since previous quarter
Quarter ending December 2016	1,517	
Quarter ending March 2017	1,531	→
Quarter ending June 2017	1,528	→
Quarter ending September 2017	1,549	→
Quarter ending December 2017	1,575	→
<b>Variance since December 2016</b>	<b>3.8%</b>	<b>↑</b>



### ACTIVITY

Cumulative percentage of contracted UDA delivered 2017 & 2018



Month	Adjusted Scheduled Activity (UDA)	
	2017	2018
April	184	148
May	566	435
June	819	770
July	1,221	1,251
August	1,465	1,482
September	1,884	1,930
October	2,247	2,224
November	2,688	2,626
December	3,019	2,923
January	3,381	
February	3,677	
March	4,016	
April	4,149	
May	4,150	
June	4,150	

### QUALITY

	Quantity	Base Number	Contract	AT	Region	England
% of FP17s for the same patient ID Re-attending within 3 months - Children	23	554	4.2%	12.3%	12.9%	12.0%
% of FP17s for the same patient ID Re-attending within 3 months - Adults	123	1,206	10.2%	15.5%	16.5%	15.9%
% of FP17s for the same patient ID Re-attending between 3 & 9 months - Children	386	554	69.7%	54.7%	59.6%	58.0%
% of FP17s for the same patient ID Re-attending between 3 & 9 months - Adults	761	1,206	63.1%	50.6%	52.8%	50.5%
% of FP17s for Band 1 Urgent Courses	8	1,666	0.5%	8.8%	9.1%	9.0%
% of FP17s Relating to Free Repair or Replacements	6	1,666	0.4%	1.2%	1.0%	0.8%
% of FP17s Relating to Continuations	1	1,666	0.1%	1.5%	1.2%	1.1%
% of Patients satisfied with the dentistry they have received	5	5	N/A	89.7%	91.6%	91.5%
% of Patients satisfied with the time they had to wait for an appointment	5	5	N/A	86.6%	88.3%	87.9%

\* This is based on patients treated on this contract for their most recent course of treatment. Figures in italics indicate the base number of FP17s or Patient Questionnaire responses are less than 100. N/A is shown where the base number of responses is less than 10 during the period. % is calculated as Quantity/Base number\*100

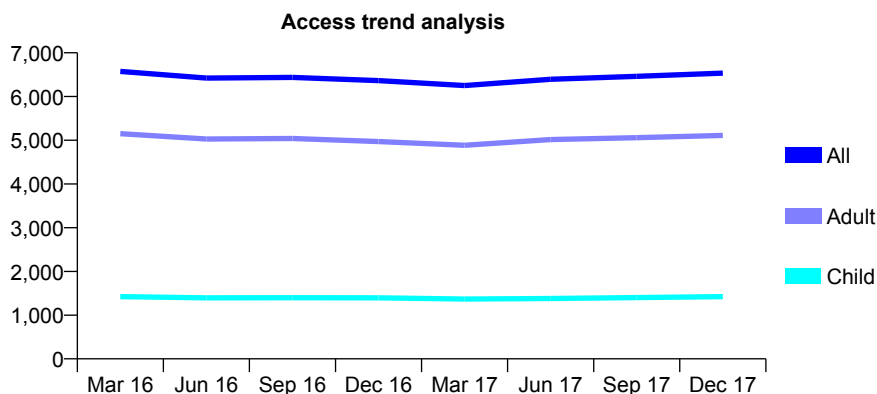
## Q45 - Vital Signs At a Glance Contract Report for 118060/0002 - December 2017

Name or company name	Genix Healthcare Ltd
Contract type name	GDS Contract
Purpose of contract	General
Contract start date	07/09/2006
Contract end date	

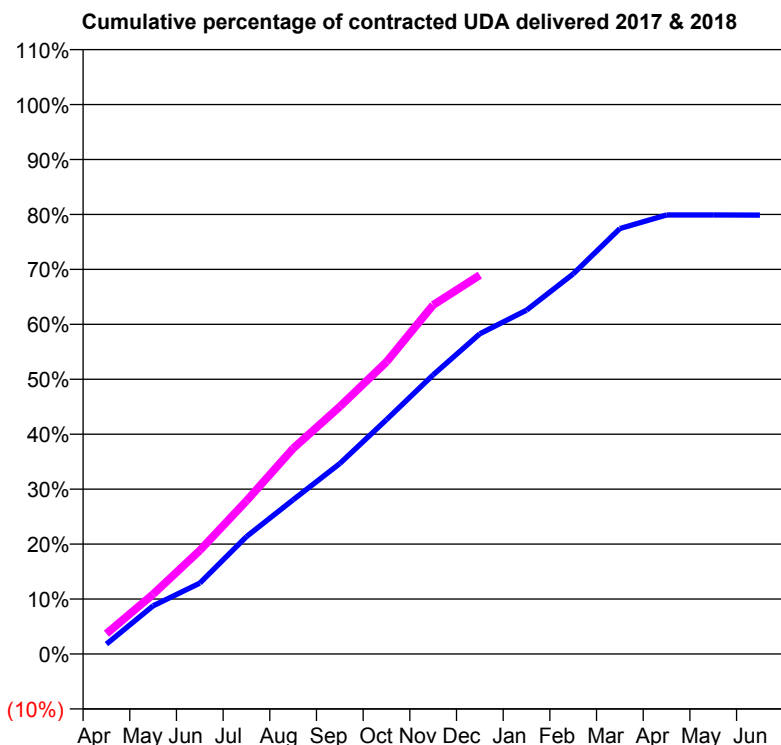
17/18 Contracted general activity (UDA)	20,500
Carry forward general activity (UDA)	0
17/18 Contracted orthodontic activity (UOA)	0
Carry forward orthodontic activity (UOA)	0
Baseline contract value	£529,365.33

### ACCESS\*

Patients seen in 24 months	Total	Change since previous quarter
Quarter ending December 2016	6,364	
Quarter ending March 2017	6,251	↓
Quarter ending June 2017	6,396	↑
Quarter ending September 2017	6,461	→
Quarter ending December 2017	6,535	→
<b>Variance since December 2016</b>	<b>2.7%</b>	<b>↑</b>



### ACTIVITY



Month	Adjusted Scheduled Activity (UDA)	
	2017	2018
April	369	761
May	1,798	2,229
June	2,642	3,862
July	4,378	5,713
August	5,754	7,667
September	7,109	9,232
October	8,744	10,896
November	10,414	13,021
December	11,949	14,138
January	12,825	
February	14,180	
March	15,873	
April	16,377	
May	16,379	
June	16,375	

### QUALITY

	Quantity	Base Number	Contract	AT	Region	England
% of FP17s for the same patient ID Re-attending within 3 months - Children	77	1,667	4.6%	12.3%	12.9%	12.0%
% of FP17s for the same patient ID Re-attending within 3 months - Adults	537	5,668	9.5%	15.5%	16.5%	15.9%
% of FP17s for the same patient ID Re-attending between 3 & 9 months - Children	1,083	1,667	65.0%	54.7%	59.6%	58.0%
% of FP17s for the same patient ID Re-attending between 3 & 9 months - Adults	3,543	5,668	62.5%	50.6%	52.8%	50.5%
% of FP17s for Band 1 Urgent Courses	279	7,019	4.0%	8.8%	9.1%	9.0%
% of FP17s Relating to Free Repair or Replacements	101	7,019	1.4%	1.2%	1.0%	0.8%
% of FP17s Relating to Continuations	45	7,019	0.6%	1.5%	1.2%	1.1%
% of Patients satisfied with the dentistry they have received	10	11	90.9%	89.7%	91.6%	91.5%
% of Patients satisfied with the time they had to wait for an appointment	10	11	90.9%	86.6%	88.3%	87.9%

\* This is based on patients treated on this contract for their most recent course of treatment. Figures in italics indicate the base number of FP17s or Patient Questionnaire responses are less than 100. N/A is shown where the base number of responses is less than 10 during the period. % is calculated as Quantity/Base number\*100



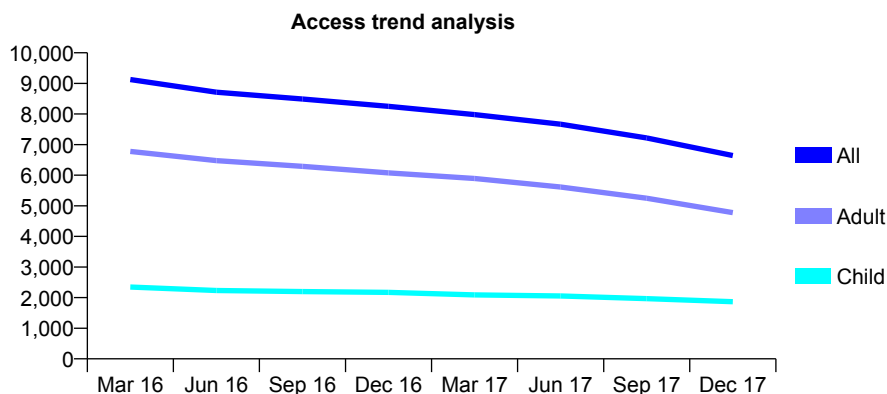
## Q45 - Vital Signs At a Glance Contract Report for 118060/0003 - December 2017

Name or company name	Genix Healthcare Ltd
Contract type name	GDS Contract
Purpose of contract	General
Contract start date	04/10/2006
Contract end date	

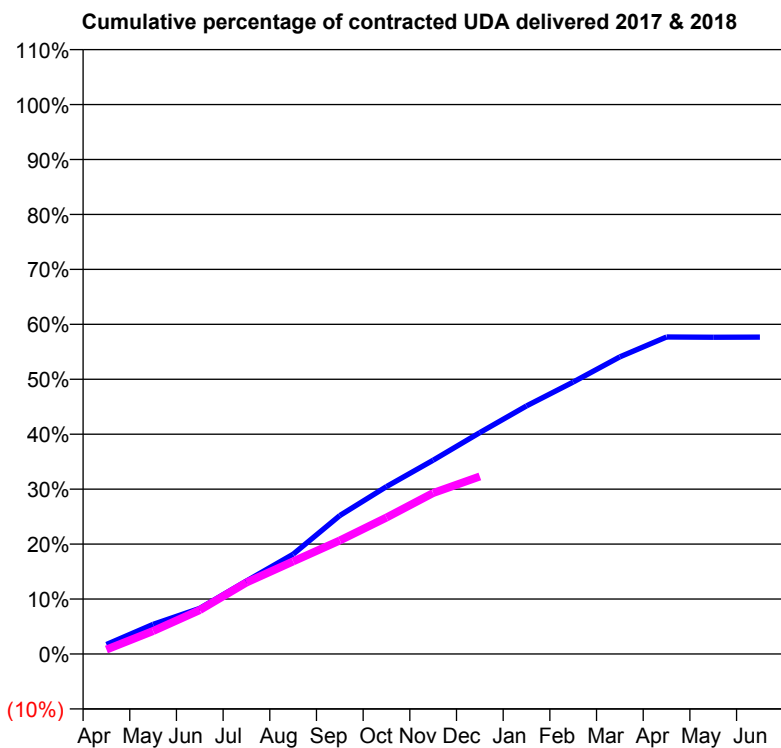
17/18 Contracted general activity (UDA)	33,015
Carry forward general activity (UDA)	0
17/18 Contracted orthodontic activity (UOA)	0
Carry forward orthodontic activity (UOA)	0
Baseline contract value	£743,507.41

### ACCESS\*

Patients seen in 24 months	Total	Change since previous quarter
Quarter ending December 2016	8,252	
Quarter ending March 2017	7,981	↓
Quarter ending June 2017	7,668	↓
Quarter ending September 2017	7,217	↓
Quarter ending December 2017	6,643	↓
<b>Variance since December 2016</b>	<b>(19.5%)</b>	<b>↓</b>



### ACTIVITY



Month	Adjusted Scheduled Activity (UDA)	
	2017	2018
April	575	272
May	1,782	1,383
June	2,743	2,638
July	4,387	4,298
August	5,994	5,564
September	8,317	6,822
October	10,062	8,198
November	11,646	9,677
December	13,302	10,664
January	14,910	
February	16,341	
March	17,851	
April	19,044	
May	19,036	
June	19,038	

### QUALITY

	Quantity	Base Number	Contract	AT	Region	England
% of FP17s for the same patient ID Re-attending within 3 months - Children	117	1,633	7.2%	12.3%	12.9%	12.0%
% of FP17s for the same patient ID Re-attending within 3 months - Adults	469	3,631	12.9%	15.5%	16.5%	15.9%
% of FP17s for the same patient ID Re-attending between 3 & 9 months - Children	801	1,633	49.1%	54.7%	59.6%	58.0%
% of FP17s for the same patient ID Re-attending between 3 & 9 months - Adults	1,940	3,631	53.4%	50.6%	52.8%	50.5%
% of FP17s for Band 1 Urgent Courses	401	4,743	8.5%	8.8%	9.1%	9.0%
% of FP17s Relating to Free Repair or Replacements	25	4,743	0.5%	1.2%	1.0%	0.8%
% of FP17s Relating to Continuations	3	4,743	0.1%	1.5%	1.2%	1.1%
% of Patients satisfied with the dentistry they have received	4	5	N/A	89.7%	91.6%	91.5%
% of Patients satisfied with the time they had to wait for an appointment	3	5	N/A	86.6%	88.3%	87.9%

\* This is based on patients treated on this contract for their most recent course of treatment. Figures in italics indicate the base number of FP17s or Patient Questionnaire responses are less than 100. N/A is shown where the base number of responses is less than 10 during the period. % is calculated as Quantity/Base number\*100

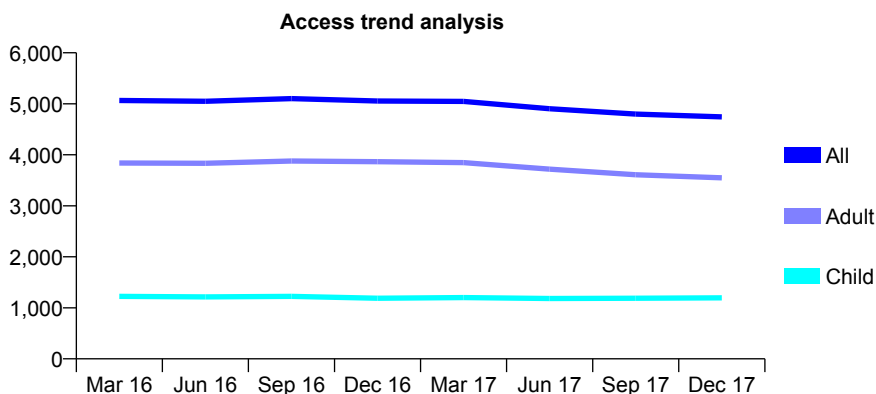
## Q45 - Vital Signs At a Glance Contract Report for 118060/0008 - December 2017

Name or company name	Genix Healthcare Ltd
Contract type name	GDS Contract
Purpose of contract	General
Contract start date	01/12/2006
Contract end date	

17/18 Contracted general activity (UDA)	16,597
Carry forward general activity (UDA)	257
17/18 Contracted orthodontic activity (UOA)	0
Carry forward orthodontic activity (UOA)	0
Baseline contract value	£419,431.42

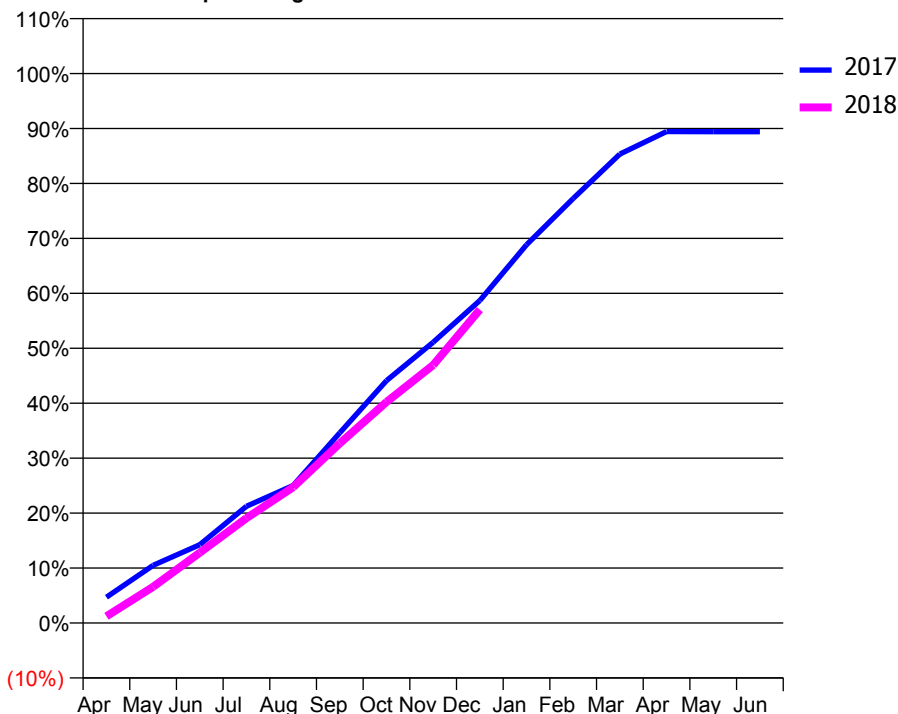
### ACCESS\*

Patients seen in 24 months	Total	Change since previous quarter
Quarter ending December 2016	5,054	
Quarter ending March 2017	5,048	→
Quarter ending June 2017	4,902	↓
Quarter ending September 2017	4,798	↓
Quarter ending December 2017	4,743	↓
<b>Variance since December 2016</b>	<b>(6.2%)</b>	<b>↓</b>



### ACTIVITY

Cumulative percentage of contracted UDA delivered 2017 & 2018



Month	Adjusted Scheduled Activity (UDA)	
	2017	2018
April	780	202
May	1,741	1,094
June	2,366	2,123
July	3,524	3,167
August	4,154	4,100
September	5,745	5,426
October	7,319	6,676
November	8,478	7,790
December	9,741	9,466
January	11,426	
February	12,823	
March	14,162	
April	14,845	
May	14,839	
June	14,840	

### QUALITY

	Quantity	Base Number	Contract	AT	Region	England
% of FP17s for the same patient ID Re-attending within 3 months - Children	70	1,129	6.2%	12.3%	12.9%	12.0%
% of FP17s for the same patient ID Re-attending within 3 months - Adults	275	2,983	9.2%	15.5%	16.5%	15.9%
% of FP17s for the same patient ID Re-attending between 3 & 9 months - Children	616	1,129	54.6%	54.7%	59.6%	58.0%
% of FP17s for the same patient ID Re-attending between 3 & 9 months - Adults	1,736	2,983	58.2%	50.6%	52.8%	50.5%
% of FP17s for Band 1 Urgent Courses	356	3,828	9.3%	8.8%	9.1%	9.0%
% of FP17s Relating to Free Repair or Replacements	14	3,828	0.4%	1.2%	1.0%	0.8%
% of FP17s Relating to Continuations	0	3,828	0.0%	1.5%	1.2%	1.1%
% of Patients satisfied with the dentistry they have received	9	9	N/A	89.7%	91.6%	91.5%
% of Patients satisfied with the time they had to wait for an appointment	7	9	N/A	86.6%	88.3%	87.9%

\* This is based on patients treated on this contract for their most recent course of treatment. Figures in italics indicate the base number of FP17s or Patient Questionnaire responses are less than 100. N/A is shown where the base number of responses is less than 10 during the period. % is calculated as Quantity/Base number\*100

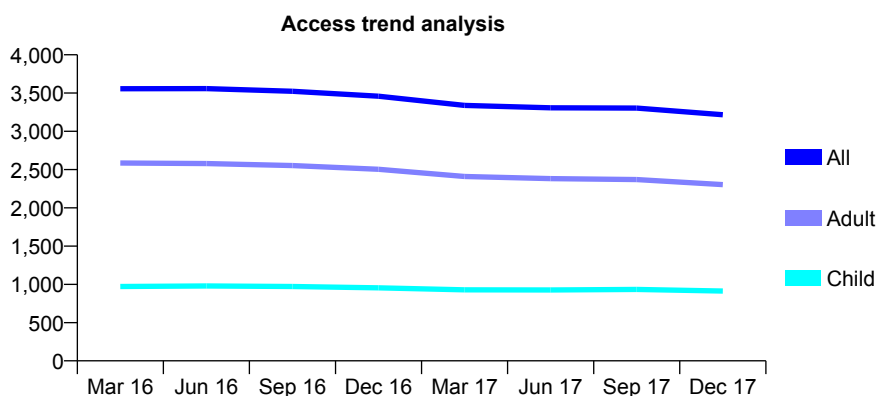
## Q45 - Vital Signs At a Glance Contract Report for 118060/0019 - December 2017

Name or company name	Genix Healthcare Ltd
Contract type name	PDS Plus Contract
Purpose of contract	General
Contract start date	01/04/2010
Contract end date	31/03/2020

17/18 Contracted general activity (UDA)	12,000
Carry forward general activity (UDA)	0
17/18 Contracted orthodontic activity (UOA)	0
Carry forward orthodontic activity (UOA)	0
Baseline contract value	£321,643.67

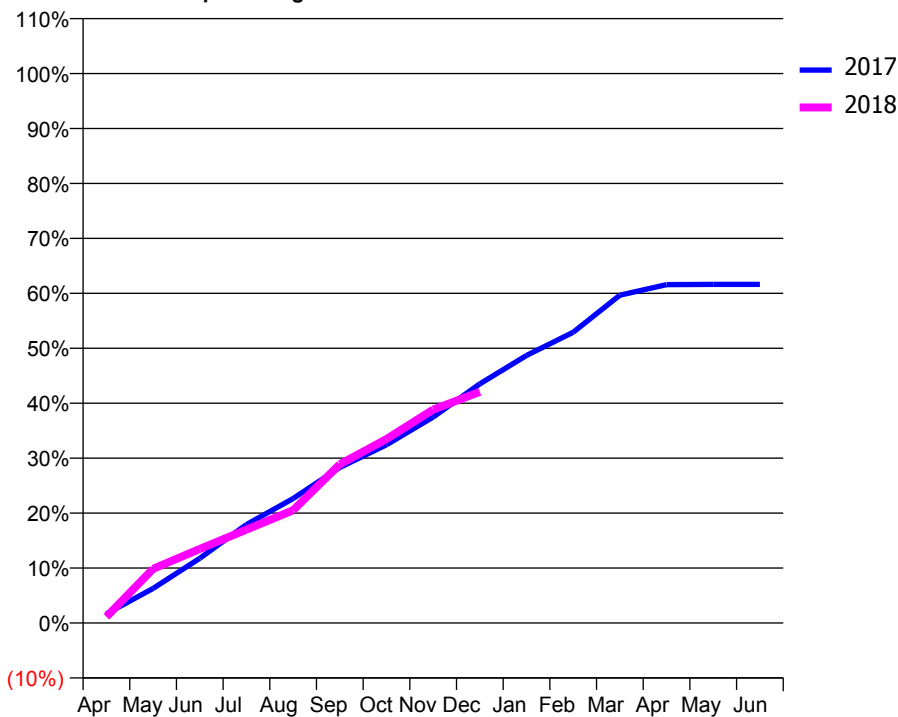
### ACCESS\*

Patients seen in 24 months	Total	Change since previous quarter
Quarter ending December 2016	3,459	
Quarter ending March 2017	3,338	↓
Quarter ending June 2017	3,308	→
Quarter ending September 2017	3,304	→
Quarter ending December 2017	3,217	↓
<b>Variance since December 2016</b>	<b>(7.0%)</b>	<b>↓</b>



### ACTIVITY

Cumulative percentage of contracted UDA delivered 2017 & 2018



Month	Adjusted Scheduled Activity (UDA)	
	2017	2018
April	201	136
May	756	1,183
June	1,415	1,616
July	2,150	2,039
August	2,719	2,461
September	3,398	3,467
October	3,891	4,018
November	4,498	4,661
December	5,222	5,049
January	5,844	
February	6,348	
March	7,158	
April	7,389	
May	7,394	
June	7,394	

### QUALITY

	Quantity	Base Number	Contract	AT	Region	England
% of FP17s for the same patient ID Re-attending within 3 months - Children	23	884	2.6%	12.3%	12.9%	12.0%
% of FP17s for the same patient ID Re-attending within 3 months - Adults	101	1,757	5.7%	15.5%	16.5%	15.9%
% of FP17s for the same patient ID Re-attending between 3 & 9 months - Children	521	884	58.9%	54.7%	59.6%	58.0%
% of FP17s for the same patient ID Re-attending between 3 & 9 months - Adults	746	1,757	42.5%	50.6%	52.8%	50.5%
% of FP17s for Band 1 Urgent Courses	69	2,520	2.7%	8.8%	9.1%	9.0%
% of FP17s Relating to Free Repair or Replacements	25	2,520	1.0%	1.2%	1.0%	0.8%
% of FP17s Relating to Continuations	23	2,520	0.9%	1.5%	1.2%	1.1%
% of Patients satisfied with the dentistry they have received	3	3	N/A	89.7%	91.6%	91.5%
% of Patients satisfied with the time they had to wait for an appointment	3	3	N/A	86.6%	88.3%	87.9%

\* This is based on patients treated on this contract for their most recent course of treatment. Figures in italics indicate the base number of FP17s or Patient Questionnaire responses are less than 100. N/A is shown where the base number of responses is less than 10 during the period. % is calculated as Quantity/Base number\*100

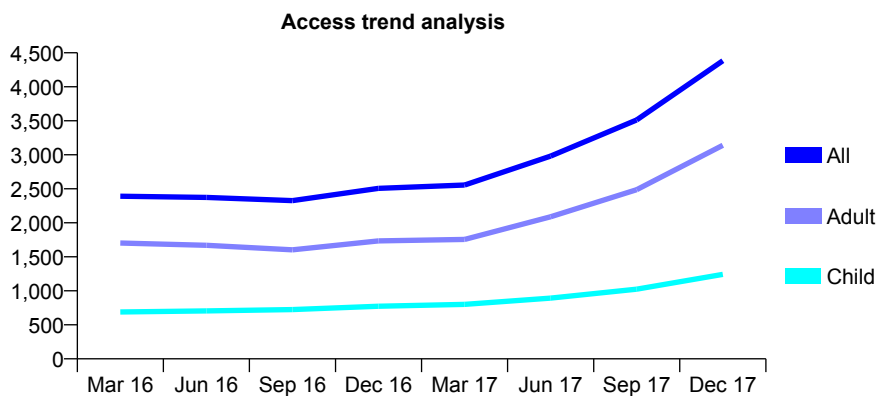
## Q45 - Vital Signs At a Glance Contract Report for 122904/0001 - December 2017

Name or company name	Harrowgate Hill Dental Practice
Contract type name	GDS Contract
Purpose of contract	General
Contract start date	01/04/2014
Contract end date	

17/18 Contracted general activity (UDA)	15,666
Carry forward general activity (UDA)	194
17/18 Contracted orthodontic activity (UOA)	0
Carry forward orthodontic activity (UOA)	0
Baseline contract value	£406,733.39

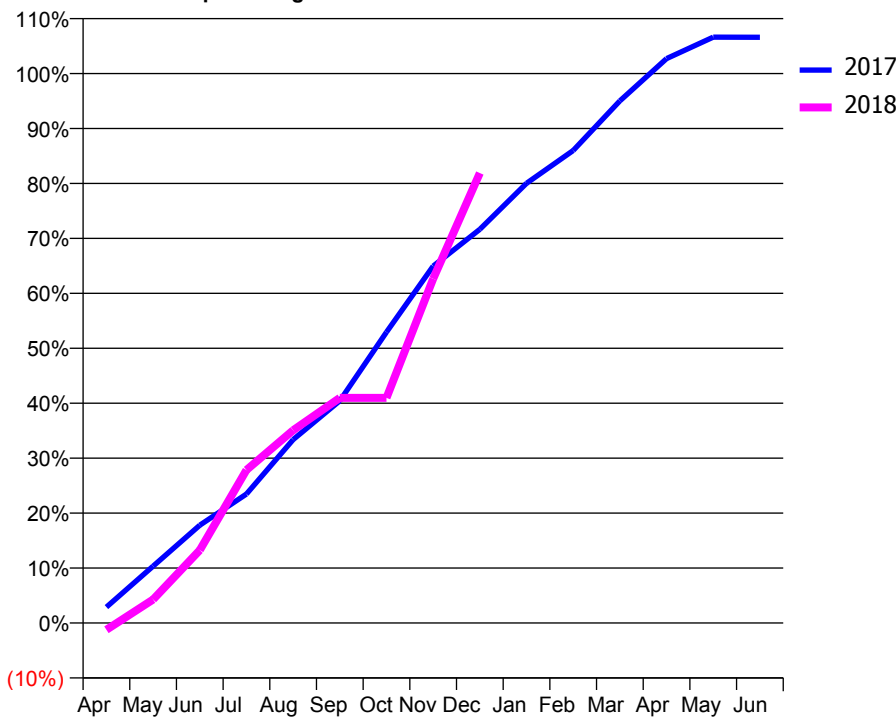
### ACCESS\*

Patients seen in 24 months	Total	Change since previous quarter
Quarter ending December 2016	2,507	
Quarter ending March 2017	2,556	→
Quarter ending June 2017	2,982	↑
Quarter ending September 2017	3,512	↑
Quarter ending December 2017	4,384	↑
<b>Variance since December 2016</b>	<b>74.9%</b>	<b>↑</b>



### ACTIVITY

Cumulative percentage of contracted UDA delivered 2017 & 2018



Month	Adjusted Scheduled Activity (UDA)	
	2017	2018
April	214	-194
May	763	670
June	1,312	2,079
July	1,729	4,364
August	2,458	5,495
September	2,979	6,418
October	3,899	6,418
November	4,785	9,815
December	5,277	12,827
January	5,894	
February	6,334	
March	6,999	
April	7,565	
May	7,853	
June	7,852	

### QUALITY

	Quantity	Base Number	Contract	AT	Region	England
% of FP17s for the same patient ID Re-attending within 3 months - Children	189	1,865	10.1%	12.3%	12.9%	12.0%
% of FP17s for the same patient ID Re-attending within 3 months - Adults	593	3,870	15.3%	15.5%	16.5%	15.9%
% of FP17s for the same patient ID Re-attending between 3 & 9 months - Children	973	1,865	52.2%	54.7%	59.6%	58.0%
% of FP17s for the same patient ID Re-attending between 3 & 9 months - Adults	1,394	3,870	36.0%	50.6%	52.8%	50.5%
% of FP17s for Band 1 Urgent Courses	385	5,254	7.3%	8.8%	9.1%	9.0%
% of FP17s Relating to Free Repair or Replacements	43	5,254	0.8%	1.2%	1.0%	0.8%
% of FP17s Relating to Continuations	125	5,254	2.4%	1.5%	1.2%	1.1%
% of Patients satisfied with the dentistry they have received	5	5	N/A	89.7%	91.6%	91.5%
% of Patients satisfied with the time they had to wait for an appointment	5	5	N/A	86.6%	88.3%	87.9%

\* This is based on patients treated on this contract for their most recent course of treatment. Figures in italics indicate the base number of FP17s or Patient Questionnaire responses are less than 100. N/A is shown where the base number of responses is less than 10 during the period. % is calculated as Quantity/Base number\*100

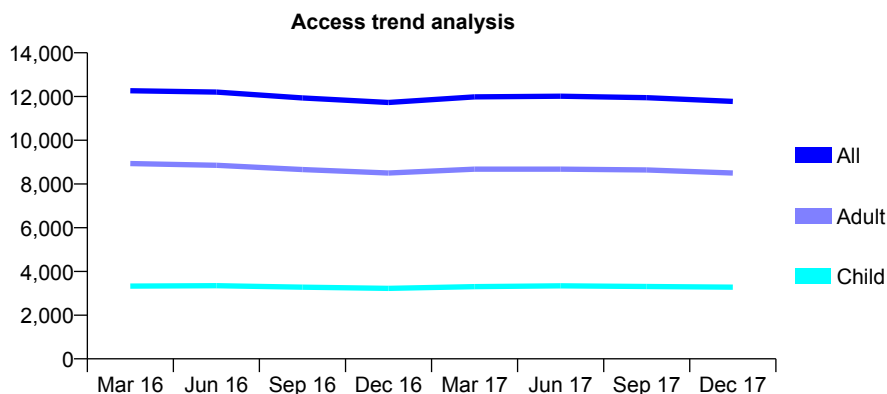
## Q45 - Vital Signs At a Glance Contract Report for 124613/0001 - December 2017

Name or company name	Peterlee Dental Practice Partnership
Contract type name	GDS Contract
Purpose of contract	General
Contract start date	01/08/2013
Contract end date	

17/18 Contracted general activity (UDA)	34,722
Carry forward general activity (UDA)	0
17/18 Contracted orthodontic activity (UOA)	0
Carry forward orthodontic activity (UOA)	0
Baseline contract value	£1,104,243.36

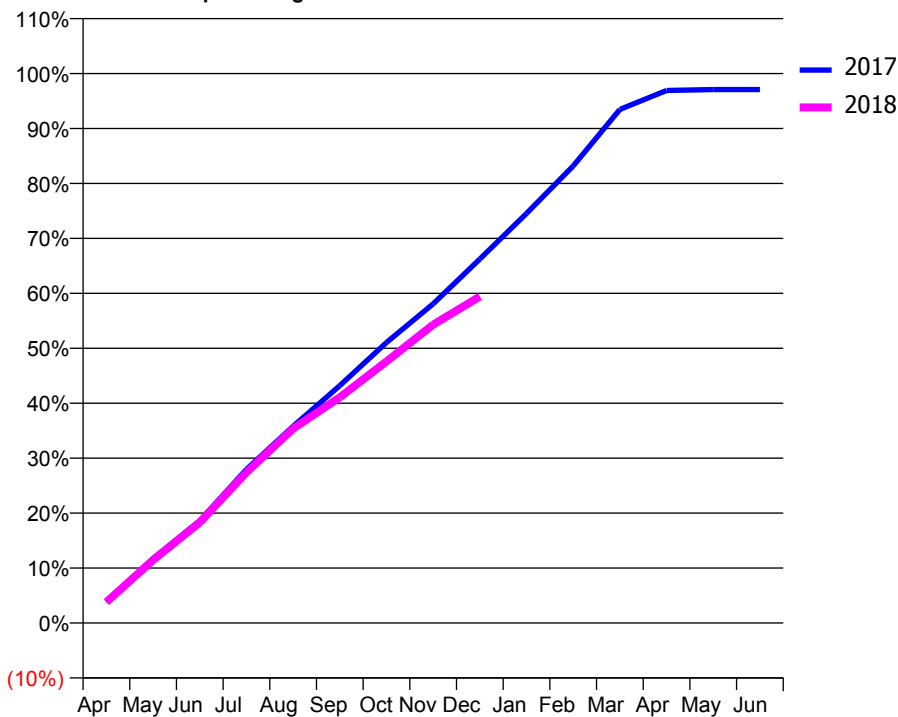
### ACCESS\*

Patients seen in 24 months	Total	Change since previous quarter
Quarter ending December 2016	11,727	
Quarter ending March 2017	11,985	↑
Quarter ending June 2017	12,015	→
Quarter ending September 2017	11,950	→
Quarter ending December 2017	11,779	↓
<b>Variance since December 2016</b>	<b>0.4%</b>	<b>→</b>



### ACTIVITY

Cumulative percentage of contracted UDA delivered 2017 & 2018



Month	Adjusted Scheduled Activity (UDA)	
	2017	2018
April	1,317	1,325
May	4,076	3,983
June	6,471	6,360
July	9,711	9,515
August	12,429	12,284
September	15,001	14,258
October	17,721	16,527
November	20,170	18,852
December	22,999	20,633
January	25,877	
February	28,879	
March	32,456	
April	33,646	
May	33,705	
June	33,705	

### QUALITY

	Quantity	Base Number	Contract	AT	Region	England
% of FP17s for the same patient ID Re-attending within 3 months - Children	189	3,244	5.8%	12.3%	12.9%	12.0%
% of FP17s for the same patient ID Re-attending within 3 months - Adults	683	7,209	9.5%	15.5%	16.5%	15.9%
% of FP17s for the same patient ID Re-attending between 3 & 9 months - Children	1,887	3,244	58.2%	54.7%	59.6%	58.0%
% of FP17s for the same patient ID Re-attending between 3 & 9 months - Adults	3,589	7,209	49.8%	50.6%	52.8%	50.5%
% of FP17s for Band 1 Urgent Courses	441	9,953	4.4%	8.8%	9.1%	9.0%
% of FP17s Relating to Free Repair or Replacements	34	9,953	0.3%	1.2%	1.0%	0.8%
% of FP17s Relating to Continuations	111	9,953	1.1%	1.5%	1.2%	1.1%
% of Patients satisfied with the dentistry they have received	24	27	88.9%	89.7%	91.6%	91.5%
% of Patients satisfied with the time they had to wait for an appointment	24	27	88.9%	86.6%	88.3%	87.9%

\* This is based on patients treated on this contract for their most recent course of treatment. Figures in italics indicate the base number of FP17s or Patient Questionnaire responses are less than 100. N/A is shown where the base number of responses is less than 10 during the period. % is calculated as Quantity/Base number\*100

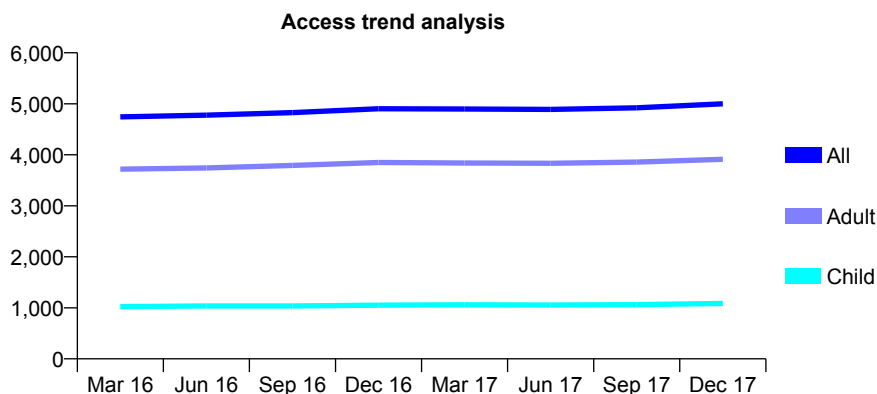
## Q45 - Vital Signs At a Glance Contract Report for 125733/0001 - December 2017

Name or company name	Wray & McKenna Ltd
Contract type name	GDS Contract
Purpose of contract	General
Contract start date	01/12/2011
Contract end date	

17/18 Contracted general activity (UDA)	12,845
Carry forward general activity (UDA)	-36
17/18 Contracted orthodontic activity (UOA)	0
Carry forward orthodontic activity (UOA)	0
Baseline contract value	£326,597.38

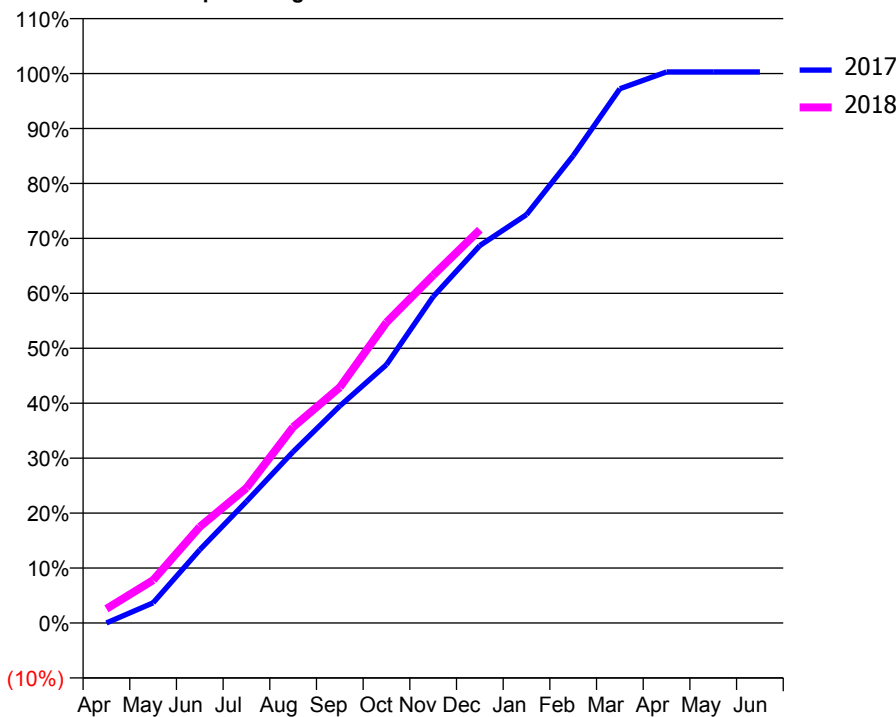
### ACCESS\*

Patients seen in 24 months	Total	Change since previous quarter
Quarter ending December 2016	4,902	
Quarter ending March 2017	4,898	→
Quarter ending June 2017	4,890	→
Quarter ending September 2017	4,921	→
Quarter ending December 2017	5,000	→
<b>Variance since December 2016</b>	<b>2.0%</b>	<b>→</b>



### ACTIVITY

**Cumulative percentage of contracted UDA delivered 2017 & 2018**



Month	Adjusted Scheduled Activity (UDA)	
	2017	2018
April	0	331
May	473	1,002
June	1,712	2,249
July	2,841	3,156
August	4,003	4,580
September	5,073	5,509
October	6,040	7,028
November	7,631	8,129
December	8,823	9,193
January	9,547	
February	10,924	
March	12,490	
April	12,882	
May	12,882	
June	12,881	

### QUALITY

	Quantity	Base Number	Contract	AT	Region	England
% of FP17s for the same patient ID Re-attending within 3 months - Children	73	997	7.3%	12.3%	12.9%	12.0%
% of FP17s for the same patient ID Re-attending within 3 months - Adults	431	3,032	14.2%	15.5%	16.5%	15.9%
% of FP17s for the same patient ID Re-attending between 3 & 9 months - Children	510	997	51.2%	54.7%	59.6%	58.0%
% of FP17s for the same patient ID Re-attending between 3 & 9 months - Adults	800	3,032	26.4%	50.6%	52.8%	50.5%
% of FP17s for Band 1 Urgent Courses	467	3,877	12.0%	8.8%	9.1%	9.0%
% of FP17s Relating to Free Repair or Replacements	44	3,877	1.1%	1.2%	1.0%	0.8%
% of FP17s Relating to Continuations	98	3,877	2.5%	1.5%	1.2%	1.1%
% of Patients satisfied with the dentistry they have received	9	10	90.0%	89.7%	91.6%	91.5%
% of Patients satisfied with the time they had to wait for an appointment	9	10	90.0%	86.6%	88.3%	87.9%

\* This is based on patients treated on this contract for their most recent course of treatment. Figures in italics indicate the base number of FP17s or Patient Questionnaire responses are less than 100. N/A is shown where the base number of responses is less than 10 during the period. % is calculated as Quantity/Base number\*100

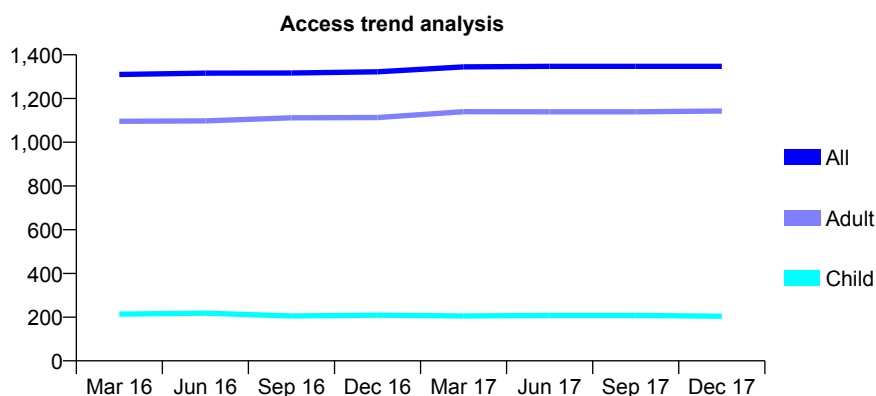
## Q45 - Vital Signs At a Glance Contract Report for 127361/0001 - December 2017

Name or company name	LIL Dental Ltd.
Contract type name	GDS Contract
Purpose of contract	General
Contract start date	01/04/2009
Contract end date	

17/18 Contracted general activity (UDA)	6,100
Carry forward general activity (UDA)	0
17/18 Contracted orthodontic activity (UOA)	0
Carry forward orthodontic activity (UOA)	0
Baseline contract value	£177,578.20

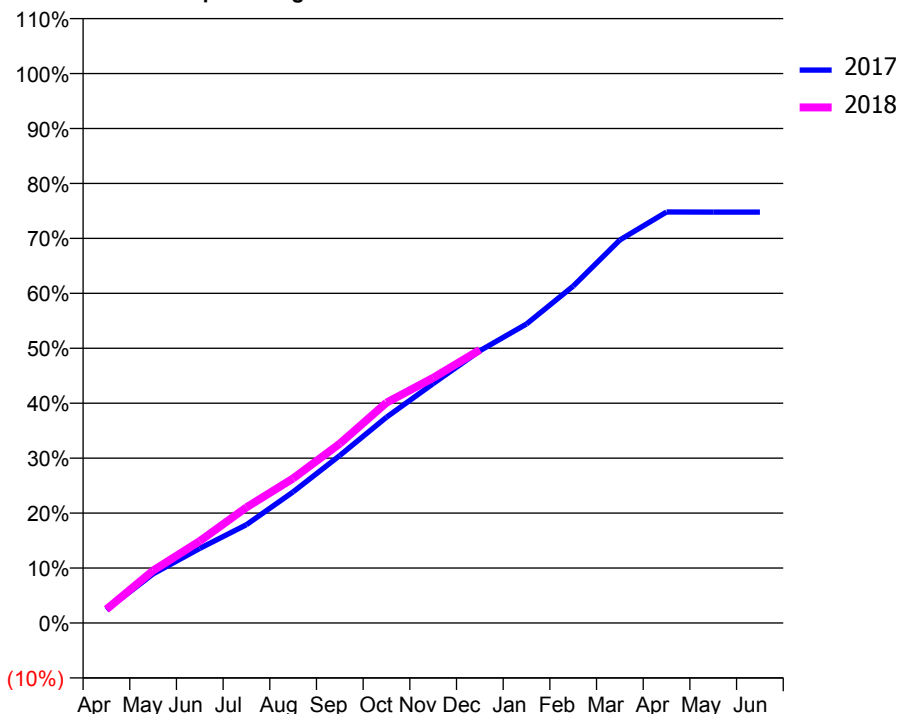
### ACCESS\*

Patients seen in 24 months	Total	Change since previous quarter
Quarter ending December 2016	1,322	
Quarter ending March 2017	1,345	→
Quarter ending June 2017	1,347	→
Quarter ending September 2017	1,347	→
Quarter ending December 2017	1,347	→
<b>Variance since December 2016</b>	<b>1.9%</b>	<b>→</b>



### ACTIVITY

Cumulative percentage of contracted UDA delivered 2017 & 2018



Month	Adjusted Scheduled Activity (UDA)	
	2017	2018
April	145	151
May	546	583
June	829	909
July	1,092	1,285
August	1,456	1,606
September	1,860	1,992
October	2,284	2,447
November	2,658	2,721
December	3,023	3,033
January	3,320	
February	3,739	
March	4,252	
April	4,563	
May	4,561	
June	4,561	

### QUALITY

	Quantity	Base Number	Contract	AT	Region	England
% of FP17s for the same patient ID Re-attending within 3 months - Children	21	252	8.3%	12.3%	12.9%	12.0%
% of FP17s for the same patient ID Re-attending within 3 months - Adults	232	1,375	16.9%	15.5%	16.5%	15.9%
% of FP17s for the same patient ID Re-attending between 3 & 9 months - Children	171	252	67.9%	54.7%	59.6%	58.0%
% of FP17s for the same patient ID Re-attending between 3 & 9 months - Adults	818	1,375	59.5%	50.6%	52.8%	50.5%
% of FP17s for Band 1 Urgent Courses	147	1,532	9.6%	8.8%	9.1%	9.0%
% of FP17s Relating to Free Repair or Replacements	36	1,532	2.3%	1.2%	1.0%	0.8%
% of FP17s Relating to Continuations	19	1,532	1.2%	1.5%	1.2%	1.1%
% of Patients satisfied with the dentistry they have received	5	5	N/A	89.7%	91.6%	91.5%
% of Patients satisfied with the time they had to wait for an appointment	5	5	N/A	86.6%	88.3%	87.9%

\* This is based on patients treated on this contract for their most recent course of treatment. Figures in italics indicate the base number of FP17s or Patient Questionnaire responses are less than 100. N/A is shown where the base number of responses is less than 10 during the period. % is calculated as Quantity/Base number\*100

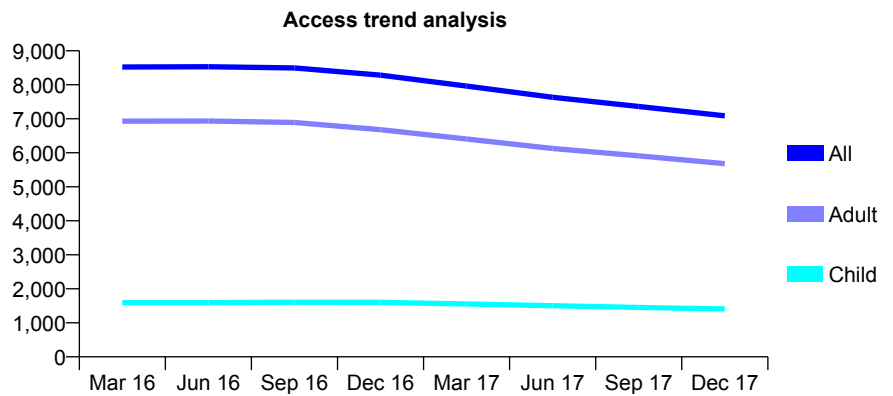
## Q45 - Vital Signs At a Glance Contract Report for 127868/0001 - December 2017

Name or company name	Lambert Coutts & Associates Dental Practic
Contract type name	GDS Contract
Purpose of contract	General and Orthodontic
Contract start date	09/10/2011
Contract end date	

17/18 Contracted general activity (UDA)	17,731
Carry forward general activity (UDA)	0
17/18 Contracted orthodontic activity (UOA)	651
Carry forward orthodontic activity (UOA)	0
Baseline contract value	£544,057.73

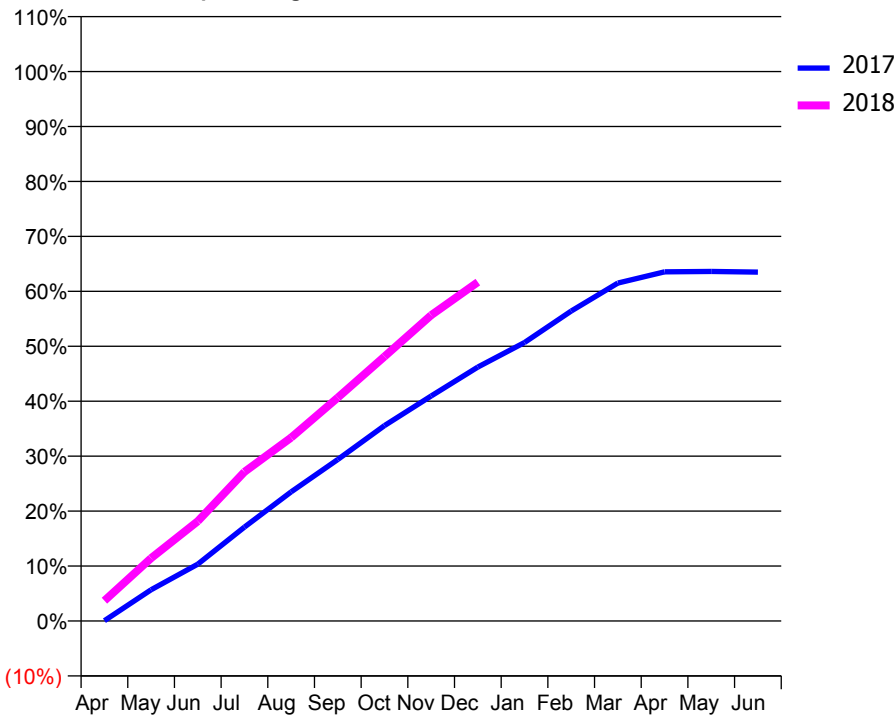
### ACCESS\*

Patients seen in 24 months	Total	Change since previous quarter
Quarter ending December 2016	8,283	
Quarter ending March 2017	7,963	↓
Quarter ending June 2017	7,632	↓
Quarter ending September 2017	7,362	↓
Quarter ending December 2017	7,090	↓
<b>Variance since December 2016</b>	<b>(14.4%)</b>	<b>↓</b>



### ACTIVITY

Cumulative percentage of contracted UDA delivered 2017 & 2018



Month	Adjusted Scheduled Activity (UDA)	
	2017	2018
April	17	658
May	1,467	2,029
June	2,666	3,222
July	4,398	4,813
August	6,046	5,918
September	7,566	7,208
October	9,151	8,533
November	10,536	9,867
December	11,892	10,938
January	13,042	
February	14,516	
March	15,824	
April	16,349	
May	16,372	
June	16,341	

### QUALITY

	Quantity	Base Number	Contract	AT	Region	England
% of FP17s for the same patient ID Re-attending within 3 months - Children	71	1,179	6.0%	12.3%	12.9%	12.0%
% of FP17s for the same patient ID Re-attending within 3 months - Adults	539	4,350	12.4%	15.5%	16.5%	15.9%
% of FP17s for the same patient ID Re-attending between 3 & 9 months - Children	501	1,179	42.5%	54.7%	59.6%	58.0%
% of FP17s for the same patient ID Re-attending between 3 & 9 months - Adults	2,121	4,350	48.8%	50.6%	52.8%	50.5%
% of FP17s for Band 1 Urgent Courses	308	5,254	5.9%	8.8%	9.1%	9.0%
% of FP17s Relating to Free Repair or Replacements	86	5,254	1.6%	1.2%	1.0%	0.8%
% of FP17s Relating to Continuations	132	5,254	2.5%	1.5%	1.2%	1.1%
% of Patients satisfied with the dentistry they have received	31	42	73.8%	89.7%	91.6%	91.5%
% of Patients satisfied with the time they had to wait for an appointment	26	42	61.9%	86.6%	88.3%	87.9%

\* This is based on patients treated on this contract for their most recent course of treatment. Figures in italics indicate the base number of FP17s or Patient Questionnaire responses are less than 100. N/A is shown where the base number of responses is less than 10 during the period. % is calculated as Quantity/Base number\*100



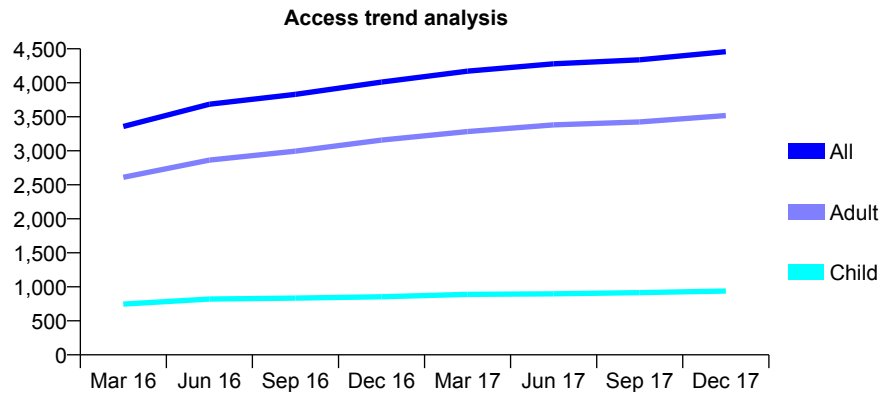
## Q45 - Vital Signs At a Glance Contract Report for 131075/0001 - December 2017

Name or company name	Marlon Dental Practice
Contract type name	GDS Contract
Purpose of contract	General
Contract start date	01/09/2015
Contract end date	

17/18 Contracted general activity (UDA)	12,894
Carry forward general activity (UDA)	-229
17/18 Contracted orthodontic activity (UOA)	0
Carry forward orthodontic activity (UOA)	0
Baseline contract value	£307,475.84

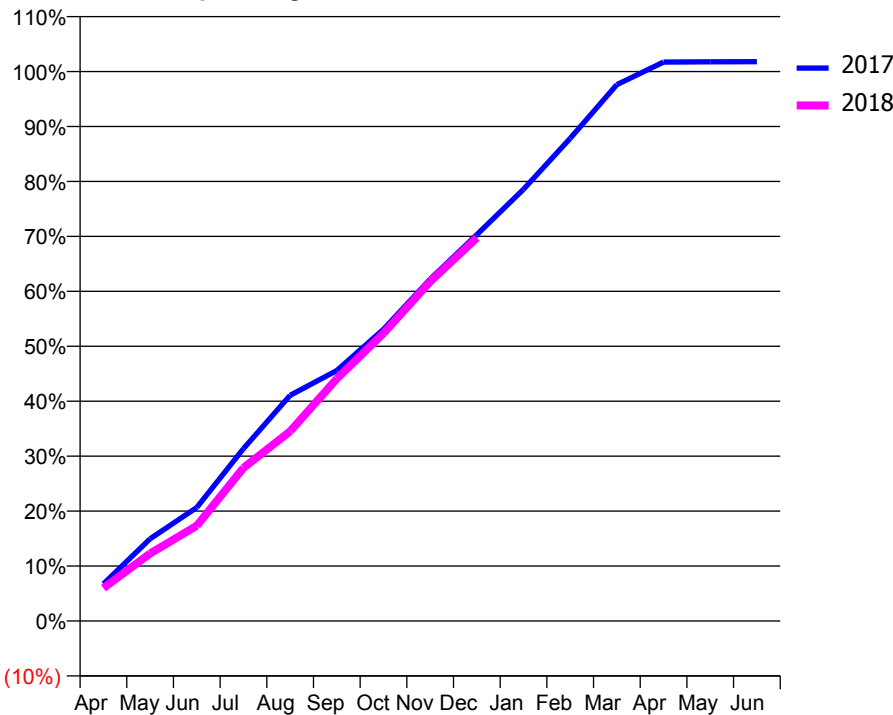
### ACCESS\*

Patients seen in 24 months	Total	Change since previous quarter
Quarter ending December 2016	4,011	
Quarter ending March 2017	4,172	↑
Quarter ending June 2017	4,279	↑
Quarter ending September 2017	4,339	→
Quarter ending December 2017	4,458	↑
<b>Variance since December 2016</b>	<b>11.1%</b>	<b>↑</b>



### ACTIVITY

Cumulative percentage of contracted UDA delivered 2017 & 2018



Month	Adjusted Scheduled Activity (UDA)	
	2017	2018
April	873	770
May	1,930	1,585
June	2,663	2,235
July	4,045	3,592
August	5,296	4,451
September	5,877	5,687
October	6,845	6,752
November	8,021	7,965
December	9,066	8,991
January	10,132	
February	11,325	
March	12,586	
April	13,116	
May	13,121	
June	13,123	

### QUALITY

	Quantity	Base Number	Contract	AT	Region	England
% of FP17s for the same patient ID Re-attending within 3 months - Children	80	1,231	6.5%	12.3%	12.9%	12.0%
% of FP17s for the same patient ID Re-attending within 3 months - Adults	567	4,516	12.6%	15.5%	16.5%	15.9%
% of FP17s for the same patient ID Re-attending between 3 & 9 months - Children	849	1,231	69.0%	54.7%	59.6%	58.0%
% of FP17s for the same patient ID Re-attending between 3 & 9 months - Adults	3,227	4,516	71.5%	50.6%	52.8%	50.5%
% of FP17s for Band 1 Urgent Courses	162	4,356	3.7%	8.8%	9.1%	9.0%
% of FP17s Relating to Free Repair or Replacements	60	4,356	1.4%	1.2%	1.0%	0.8%
% of FP17s Relating to Continuations	79	4,356	1.8%	1.5%	1.2%	1.1%
% of Patients satisfied with the dentistry they have received	14	16	87.5%	89.7%	91.6%	91.5%
% of Patients satisfied with the time they had to wait for an appointment	15	16	93.8%	86.6%	88.3%	87.9%

\* This is based on patients treated on this contract for their most recent course of treatment. Figures in italics indicate the base number of FP17s or Patient Questionnaire responses are less than 100. N/A is shown where the base number of responses is less than 10 during the period. % is calculated as Quantity/Base number\*100

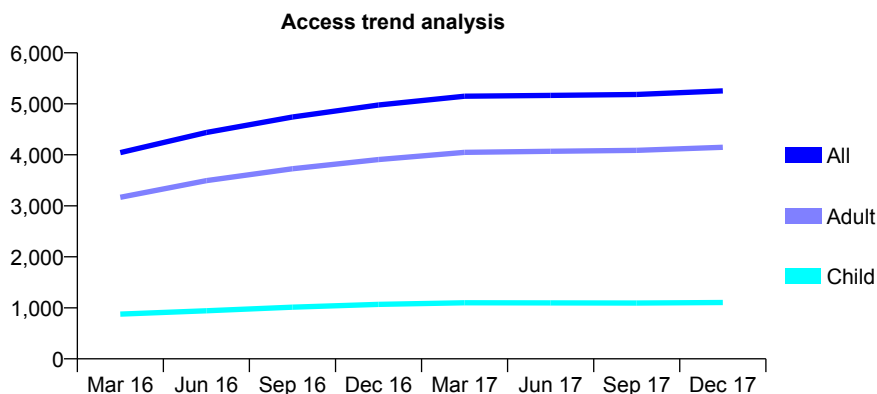
## Q45 - Vital Signs At a Glance Contract Report for 131091/0003 - December 2017

Name or company name	Roseberry Dental Practice
Contract type name	GDS Contract
Purpose of contract	General and Orthodontic
Contract start date	03/05/2015
Contract end date	

17/18 Contracted general activity (UDA)	14,584
Carry forward general activity (UDA)	-288
17/18 Contracted orthodontic activity (UOA)	612
Carry forward orthodontic activity (UOA)	0
Baseline contract value	£496,743.07

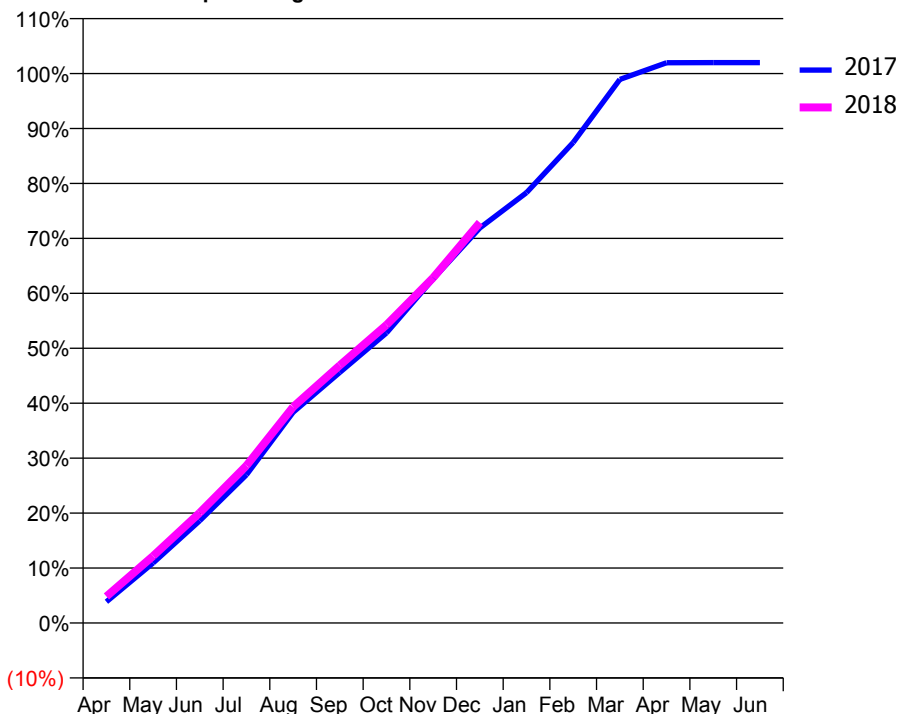
### ACCESS\*

Patients seen in 24 months	Total	Change since previous quarter
Quarter ending December 2016	4,976	
Quarter ending March 2017	5,149	↑
Quarter ending June 2017	5,166	→
Quarter ending September 2017	5,182	→
Quarter ending December 2017	5,253	→
<b>Variance since December 2016</b>	<b>5.6%</b>	<b>↑</b>



### ACTIVITY

Cumulative percentage of contracted UDA delivered 2017 & 2018



Month	Adjusted Scheduled Activity (UDA)	
	2017	2018
April	563	705
May	1,595	1,777
June	2,715	2,928
July	3,934	4,177
August	5,593	5,735
September	6,651	6,838
October	7,698	7,913
November	9,134	9,163
December	10,484	10,630
January	11,421	
February	12,754	
March	14,426	
April	14,869	
May	14,872	
June	14,872	

### QUALITY

	Quantity	Base Number	Contract	AT	Region	England
% of FP17s for the same patient ID Re-attending within 3 months - Children	100	1,219	8.2%	12.3%	12.9%	12.0%
% of FP17s for the same patient ID Re-attending within 3 months - Adults	561	4,490	12.5%	15.5%	16.5%	15.9%
% of FP17s for the same patient ID Re-attending between 3 & 9 months - Children	689	1,219	56.5%	54.7%	59.6%	58.0%
% of FP17s for the same patient ID Re-attending between 3 & 9 months - Adults	2,463	4,490	54.9%	50.6%	52.8%	50.5%
% of FP17s for Band 1 Urgent Courses	176	5,454	3.2%	8.8%	9.1%	9.0%
% of FP17s Relating to Free Repair or Replacements	25	5,454	0.5%	1.2%	1.0%	0.8%
% of FP17s Relating to Continuations	157	5,454	2.9%	1.5%	1.2%	1.1%
% of Patients satisfied with the dentistry they have received	20	20	100.0%	89.7%	91.6%	91.5%
% of Patients satisfied with the time they had to wait for an appointment	20	20	100.0%	86.6%	88.3%	87.9%

\* This is based on patients treated on this contract for their most recent course of treatment. Figures in italics indicate the base number of FP17s or Patient Questionnaire responses are less than 100. N/A is shown where the base number of responses is less than 10 during the period. % is calculated as Quantity/Base number\*100

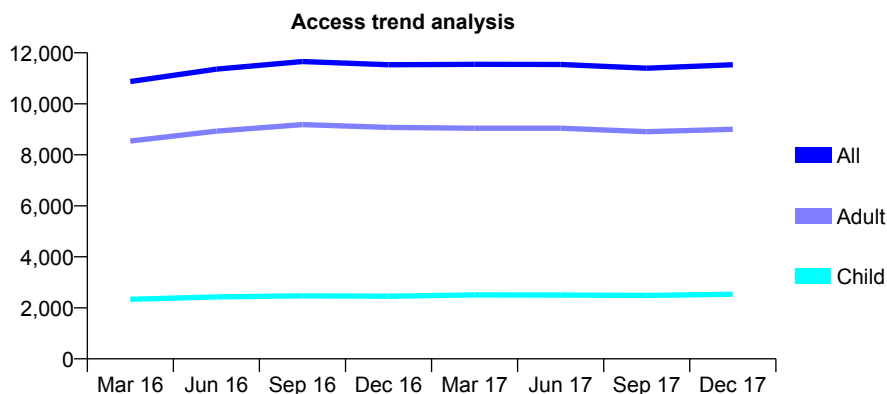
## Q45 - Vital Signs At a Glance Contract Report for 144002/0001 - December 2017

Name or company name	Normanby Dental
Contract type name	GDS Contract
Purpose of contract	General
Contract start date	04/10/2014
Contract end date	

17/18 Contracted general activity (UDA)	38,100
Carry forward general activity (UDA)	0
17/18 Contracted orthodontic activity (UOA)	0
Carry forward orthodontic activity (UOA)	0
Baseline contract value	£1,127,056.64

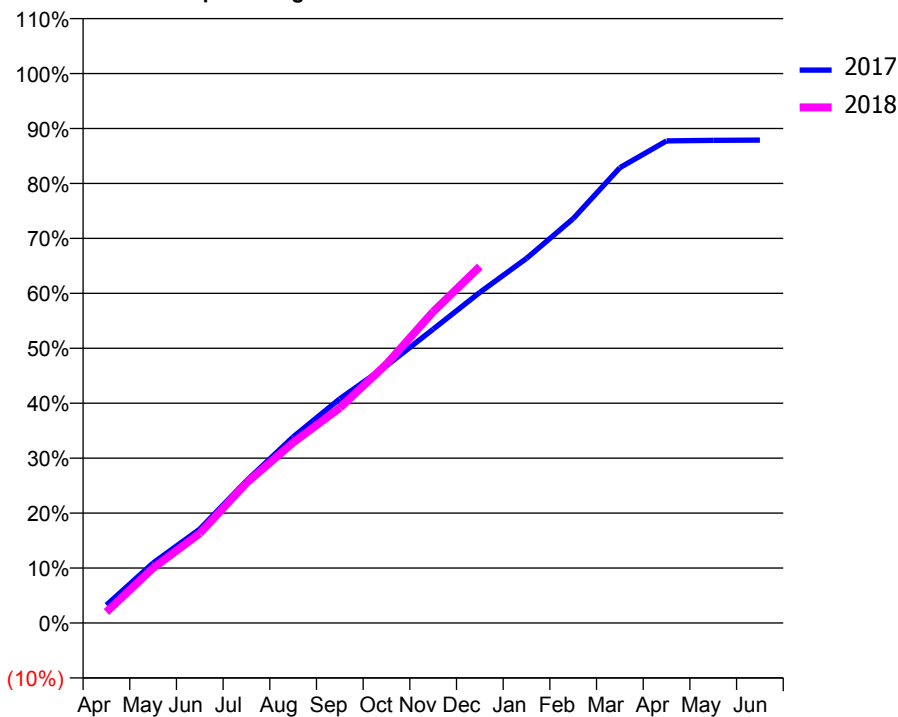
### ACCESS\*

Patients seen in 24 months	Total	Change since previous quarter
Quarter ending December 2016	11,531	
Quarter ending March 2017	11,550	→
Quarter ending June 2017	11,545	→
Quarter ending September 2017	11,395	↓
Quarter ending December 2017	11,532	→
<b>Variance since December 2016</b>	<b>0.0%</b>	<b>→</b>



### ACTIVITY

Cumulative percentage of contracted UDA delivered 2017 & 2018



Month	Adjusted Scheduled Activity (UDA)	
	2017	2018
April	1,240	764
May	4,169	3,817
June	6,512	6,220
July	9,860	9,710
August	12,898	12,516
September	15,547	14,916
October	17,840	17,949
November	20,369	21,583
December	22,929	24,719
January	25,284	
February	28,038	
March	31,572	
April	33,429	
May	33,469	
June	33,479	

### QUALITY

	Quantity	Base Number	Contract	AT	Region	England
% of FP17s for the same patient ID Re-attending within 3 months - Children	207	2,731	7.6%	12.3%	12.9%	12.0%
% of FP17s for the same patient ID Re-attending within 3 months - Adults	1,628	9,743	16.7%	15.5%	16.5%	15.9%
% of FP17s for the same patient ID Re-attending between 3 & 9 months - Children	1,274	2,731	46.6%	54.7%	59.6%	58.0%
% of FP17s for the same patient ID Re-attending between 3 & 9 months - Adults	4,776	9,743	49.0%	50.6%	52.8%	50.5%
% of FP17s for Band 1 Urgent Courses	856	11,729	7.3%	8.8%	9.1%	9.0%
% of FP17s Relating to Free Repair or Replacements	310	11,729	2.6%	1.2%	1.0%	0.8%
% of FP17s Relating to Continuations	147	11,729	1.3%	1.5%	1.2%	1.1%
% of Patients satisfied with the dentistry they have received	8	11	72.7%	89.7%	91.6%	91.5%
% of Patients satisfied with the time they had to wait for an appointment	7	11	63.6%	86.6%	88.3%	87.9%

\* This is based on patients treated on this contract for their most recent course of treatment. Figures in italics indicate the base number of FP17s or Patient Questionnaire responses are less than 100. N/A is shown where the base number of responses is less than 10 during the period. % is calculated as Quantity/Base number\*100

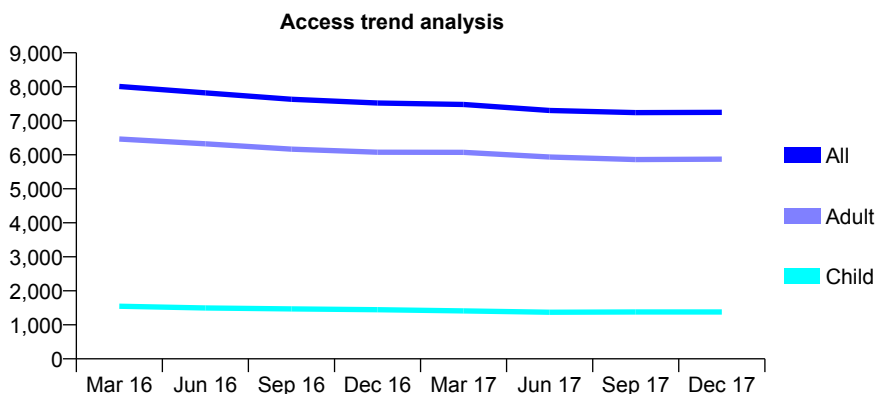
## Q45 - Vital Signs At a Glance Contract Report for 148725/0001 - December 2017

Name or company name	The Castle Dental Practice Ltd.
Contract type name	GDS Contract
Purpose of contract	General
Contract start date	01/04/2009
Contract end date	

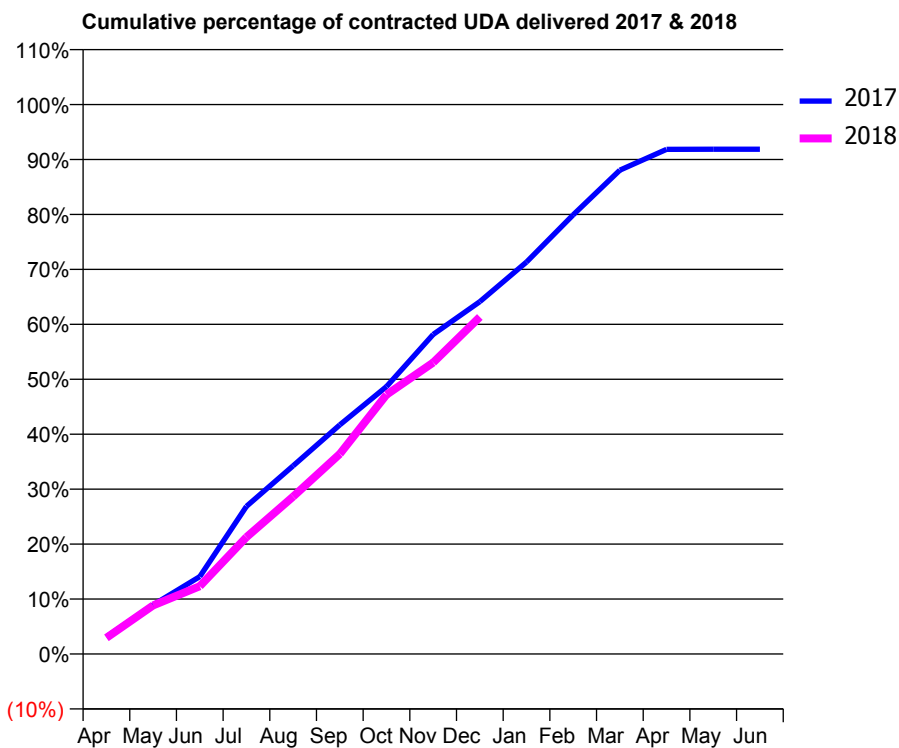
17/18 Contracted general activity (UDA)	24,521
Carry forward general activity (UDA)	0
17/18 Contracted orthodontic activity (UOA)	0
Carry forward orthodontic activity (UOA)	0
Baseline contract value	£718,434.88

### ACCESS\*

Patients seen in 24 months	Total	Change since previous quarter
Quarter ending December 2016	7,522	
Quarter ending March 2017	7,482	→
Quarter ending June 2017	7,305	↓
Quarter ending September 2017	7,240	→
Quarter ending December 2017	7,250	→
<b>Variance since December 2016</b>	<b>(3.6%)</b>	<b>↓</b>



### ACTIVITY



Month	Adjusted Scheduled Activity (UDA)	
	2017	2018
April	764	724
May	2,193	2,169
June	3,453	3,028
July	6,590	5,215
August	8,400	7,027
September	10,223	8,926
October	11,934	11,572
November	14,259	13,003
December	15,723	15,037
January	17,493	
February	19,598	
March	21,592	
April	22,519	
May	22,523	
June	22,527	

### QUALITY

	Quantity	Base Number	Contract	AT	Region	England
% of FP17s for the same patient ID Re-attending within 3 months - Children	101	1,575	6.4%	12.3%	12.9%	12.0%
% of FP17s for the same patient ID Re-attending within 3 months - Adults	885	6,428	13.8%	15.5%	16.5%	15.9%
% of FP17s for the same patient ID Re-attending between 3 & 9 months - Children	939	1,575	59.6%	54.7%	59.6%	58.0%
% of FP17s for the same patient ID Re-attending between 3 & 9 months - Adults	3,600	6,428	56.0%	50.6%	52.8%	50.5%
% of FP17s for Band 1 Urgent Courses	365	7,555	4.8%	8.8%	9.1%	9.0%
% of FP17s Relating to Free Repair or Replacements	130	7,555	1.7%	1.2%	1.0%	0.8%
% of FP17s Relating to Continuations	169	7,555	2.2%	1.5%	1.2%	1.1%
% of Patients satisfied with the dentistry they have received	19	21	90.5%	89.7%	91.6%	91.5%
% of Patients satisfied with the time they had to wait for an appointment	16	21	76.2%	86.6%	88.3%	87.9%

\* This is based on patients treated on this contract for their most recent course of treatment. Figures in italics indicate the base number of FP17s or Patient Questionnaire responses are less than 100. N/A is shown where the base number of responses is less than 10 during the period. % is calculated as Quantity/Base number\*100

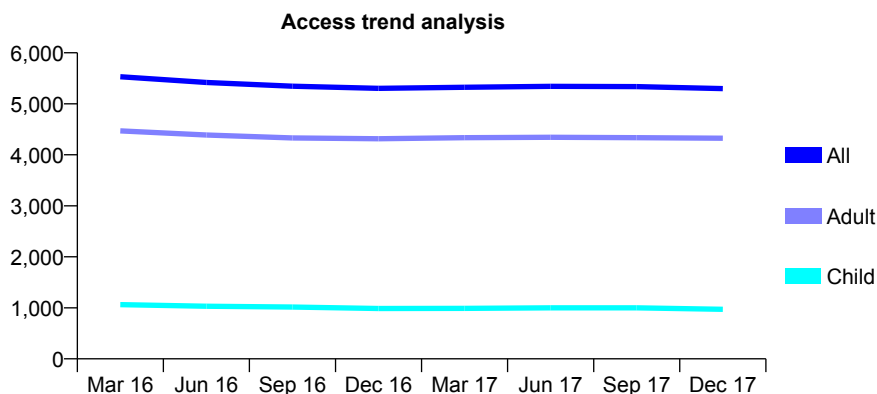
## Q45 - Vital Signs At a Glance Contract Report for 155586/0001 - December 2017

Name or company name	Duke Street Dental Practice
Contract type name	GDS Contract
Purpose of contract	General
Contract start date	01/07/2013
Contract end date	

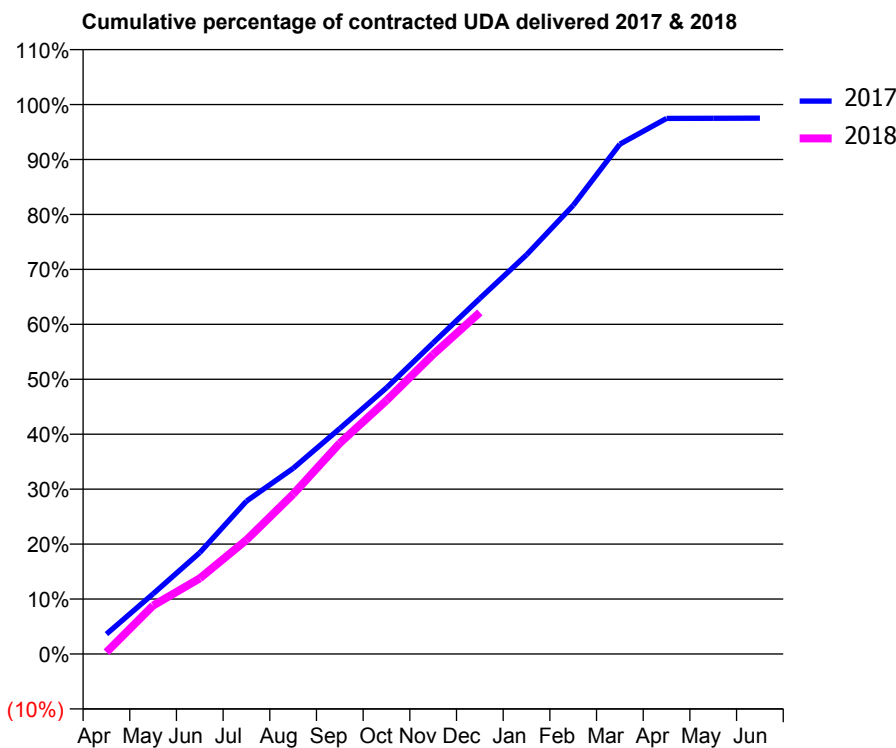
17/18 Contracted general activity (UDA)	18,637
Carry forward general activity (UDA)	463
17/18 Contracted orthodontic activity (UOA)	0
Carry forward orthodontic activity (UOA)	0
Baseline contract value	£513,226.72

### ACCESS\*

Patients seen in 24 months	Total	Change since previous quarter
Quarter ending December 2016	5,304	
Quarter ending March 2017	5,324	→
Quarter ending June 2017	5,343	→
Quarter ending September 2017	5,336	→
Quarter ending December 2017	5,297	→
<b>Variance since December 2016</b>	<b>(0.1%)</b>	→



### ACTIVITY



Month	Adjusted Scheduled Activity (UDA)	
	2017	2018
April	675	62
May	2,042	1,644
June	3,441	2,569
July	5,185	3,869
August	6,300	5,421
September	7,649	7,154
October	9,030	8,599
November	10,556	10,159
December	12,058	11,587
January	13,538	
February	15,215	
March	17,294	
April	18,166	
May	18,169	
June	18,174	

### QUALITY

	Quantity	Base Number	Contract	AT	Region	England
% of FP17s for the same patient ID Re-attending within 3 months - Children	74	1,134	6.5%	12.3%	12.9%	12.0%
% of FP17s for the same patient ID Re-attending within 3 months - Adults	994	5,682	17.5%	15.5%	16.5%	15.9%
% of FP17s for the same patient ID Re-attending between 3 & 9 months - Children	749	1,134	66.0%	54.7%	59.6%	58.0%
% of FP17s for the same patient ID Re-attending between 3 & 9 months - Adults	3,740	5,682	65.8%	50.6%	52.8%	50.5%
% of FP17s for Band 1 Urgent Courses	719	6,393	11.2%	8.8%	9.1%	9.0%
% of FP17s Relating to Free Repair or Replacements	77	6,393	1.2%	1.2%	1.0%	0.8%
% of FP17s Relating to Continuations	111	6,393	1.7%	1.5%	1.2%	1.1%
% of Patients satisfied with the dentistry they have received	24	25	96.0%	89.7%	91.6%	91.5%
% of Patients satisfied with the time they had to wait for an appointment	24	25	96.0%	86.6%	88.3%	87.9%

\* This is based on patients treated on this contract for their most recent course of treatment. Figures in italics indicate the base number of FP17s or Patient Questionnaire responses are less than 100. N/A is shown where the base number of responses is less than 10 during the period. % is calculated as Quantity/Base number\*100

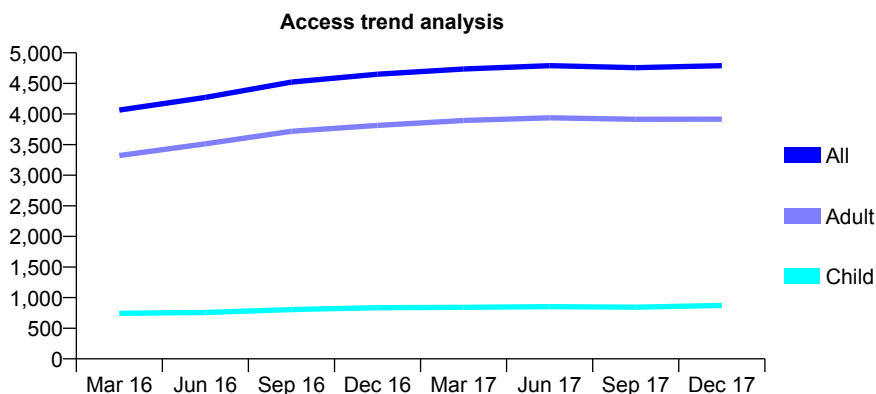
## Q45 - Vital Signs At a Glance Contract Report for 157775/0001 - December 2017

Name or company name	Mr Devanand Isukapatla
Contract type name	GDS Contract
Purpose of contract	General
Contract start date	22/05/2015
Contract end date	

17/18 Contracted general activity (UDA)	17,605
Carry forward general activity (UDA)	0
17/18 Contracted orthodontic activity (UOA)	0
Carry forward orthodontic activity (UOA)	0
Baseline contract value	£376,638.88

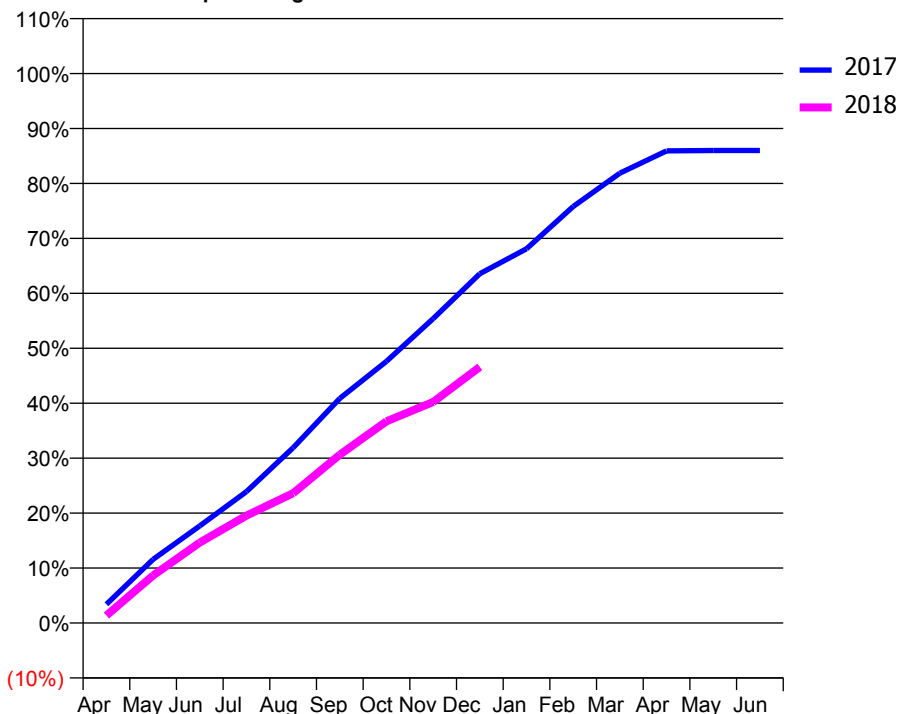
### ACCESS\*

Patients seen in 24 months	Total	Change since previous quarter
Quarter ending December 2016	4,650	
Quarter ending March 2017	4,736	→
Quarter ending June 2017	4,790	→
Quarter ending September 2017	4,757	→
Quarter ending December 2017	4,789	→
<b>Variance since December 2016</b>	<b>3.0%</b>	<b>↑</b>



### ACTIVITY

Cumulative percentage of contracted UDA delivered 2017 & 2018



Month	Adjusted Scheduled Activity (UDA)	
	2017	2018
April	599	241
May	2,042	1,523
June	3,110	2,577
July	4,210	3,442
August	5,614	4,157
September	7,195	5,392
October	8,385	6,462
November	9,752	7,081
December	11,193	8,205
January	11,991	
February	13,343	
March	14,413	
April	15,124	
May	15,137	
June	15,138	

### QUALITY

	Quantity	Base Number	Contract	AT	Region	England
% of FP17s for the same patient ID Re-attending within 3 months - Children	47	940	5.0%	12.3%	12.9%	12.0%
% of FP17s for the same patient ID Re-attending within 3 months - Adults	506	4,366	11.6%	15.5%	16.5%	15.9%
% of FP17s for the same patient ID Re-attending between 3 & 9 months - Children	640	940	68.1%	54.7%	59.6%	58.0%
% of FP17s for the same patient ID Re-attending between 3 & 9 months - Adults	2,969	4,366	68.0%	50.6%	52.8%	50.5%
% of FP17s for Band 1 Urgent Courses	407	4,893	8.3%	8.8%	9.1%	9.0%
% of FP17s Relating to Free Repair or Replacements	24	4,893	0.5%	1.2%	1.0%	0.8%
% of FP17s Relating to Continuations	35	4,893	0.7%	1.5%	1.2%	1.1%
% of Patients satisfied with the dentistry they have received	27	28	96.4%	89.7%	91.6%	91.5%
% of Patients satisfied with the time they had to wait for an appointment	27	28	96.4%	86.6%	88.3%	87.9%

\* This is based on patients treated on this contract for their most recent course of treatment. Figures in italics indicate the base number of FP17s or Patient Questionnaire responses are less than 100. N/A is shown where the base number of responses is less than 10 during the period. % is calculated as Quantity/Base number\*100

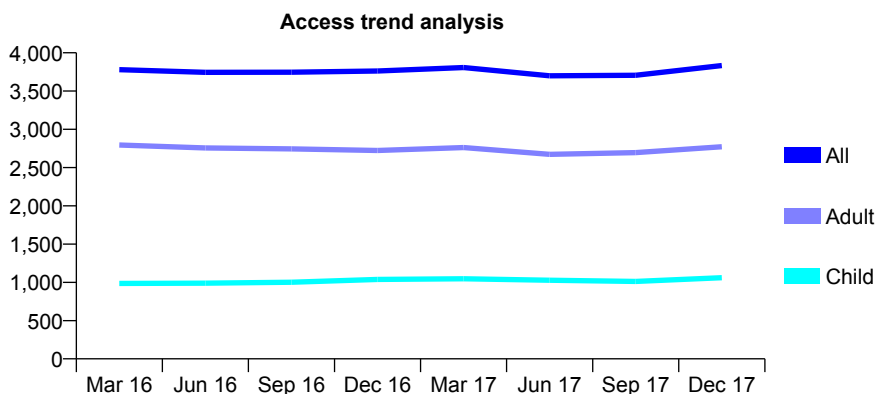
## Q45 - Vital Signs At a Glance Contract Report for 158836/0001 - December 2017

Name or company name	The Grainger Stockton, Birtley and Stanley
Contract type name	GDS Contract
Purpose of contract	General
Contract start date	01/02/2014
Contract end date	

17/18 Contracted general activity (UDA)	12,000
Carry forward general activity (UDA)	62
17/18 Contracted orthodontic activity (UOA)	0
Carry forward orthodontic activity (UOA)	0
Baseline contract value	£286,365.23

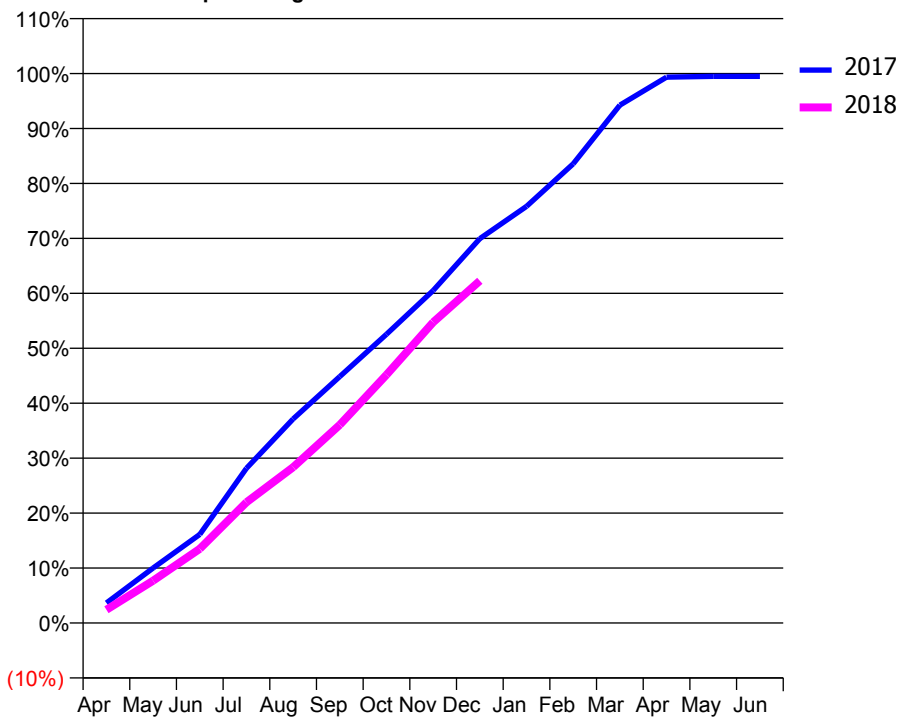
### ACCESS\*

Patients seen in 24 months	Total	Change since previous quarter
Quarter ending December 2016	3,762	
Quarter ending March 2017	3,807	→
Quarter ending June 2017	3,700	↓
Quarter ending September 2017	3,706	→
Quarter ending December 2017	3,833	↑
<b>Variance since December 2016</b>	<b>1.9%</b>	<b>→</b>



### ACTIVITY

Cumulative percentage of contracted UDA delivered 2017 & 2018



Month	Adjusted Scheduled Activity (UDA)	
	2017	2018
April	438	289
May	1,202	924
June	1,936	1,621
July	3,380	2,638
August	4,457	3,403
September	5,382	4,329
October	6,306	5,420
November	7,261	6,568
December	8,394	7,474
January	9,099	
February	10,027	
March	11,309	
April	11,920	
May	11,938	
June	11,938	

### QUALITY

	Quantity	Base Number	Contract	AT	Region	England
% of FP17s for the same patient ID Re-attending within 3 months - Children	56	877	6.4%	12.3%	12.9%	12.0%
% of FP17s for the same patient ID Re-attending within 3 months - Adults	240	2,183	11.0%	15.5%	16.5%	15.9%
% of FP17s for the same patient ID Re-attending between 3 & 9 months - Children	381	877	43.4%	54.7%	59.6%	58.0%
% of FP17s for the same patient ID Re-attending between 3 & 9 months - Adults	848	2,183	38.8%	50.6%	52.8%	50.5%
% of FP17s for Band 1 Urgent Courses	168	2,902	5.8%	8.8%	9.1%	9.0%
% of FP17s Relating to Free Repair or Replacements	24	2,902	0.8%	1.2%	1.0%	0.8%
% of FP17s Relating to Continuations	42	2,902	1.4%	1.5%	1.2%	1.1%
% of Patients satisfied with the dentistry they have received	3	4	N/A	89.7%	91.6%	91.5%
% of Patients satisfied with the time they had to wait for an appointment	4	4	N/A	86.6%	88.3%	87.9%

\* This is based on patients treated on this contract for their most recent course of treatment. Figures in italics indicate the base number of FP17s or Patient Questionnaire responses are less than 100. N/A is shown where the base number of responses is less than 10 during the period. % is calculated as Quantity/Base number\*100

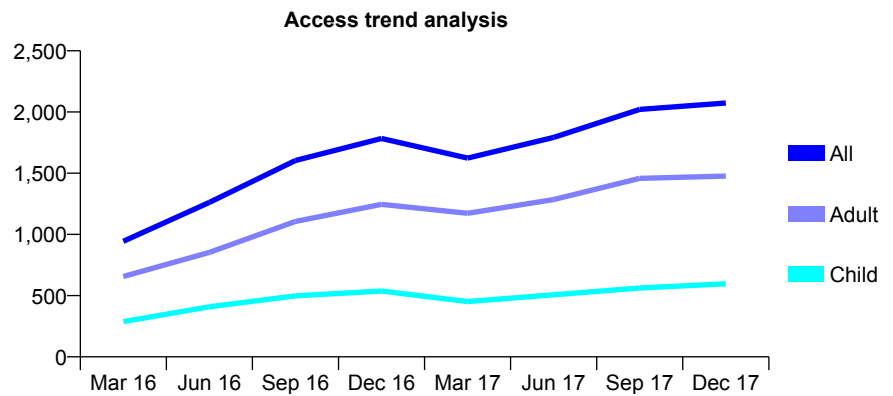
## Q45 - Vital Signs At a Glance Contract Report for 160474/0001 - December 2017

Name or company name	Ormesby Dental Practice Partnership
Contract type name	GDS Contract
Purpose of contract	General
Contract start date	01/09/2015
Contract end date	

17/18 Contracted general activity (UDA)	6,367
Carry forward general activity (UDA)	-154
17/18 Contracted orthodontic activity (UOA)	0
Carry forward orthodontic activity (UOA)	0
Baseline contract value	£152,206.00

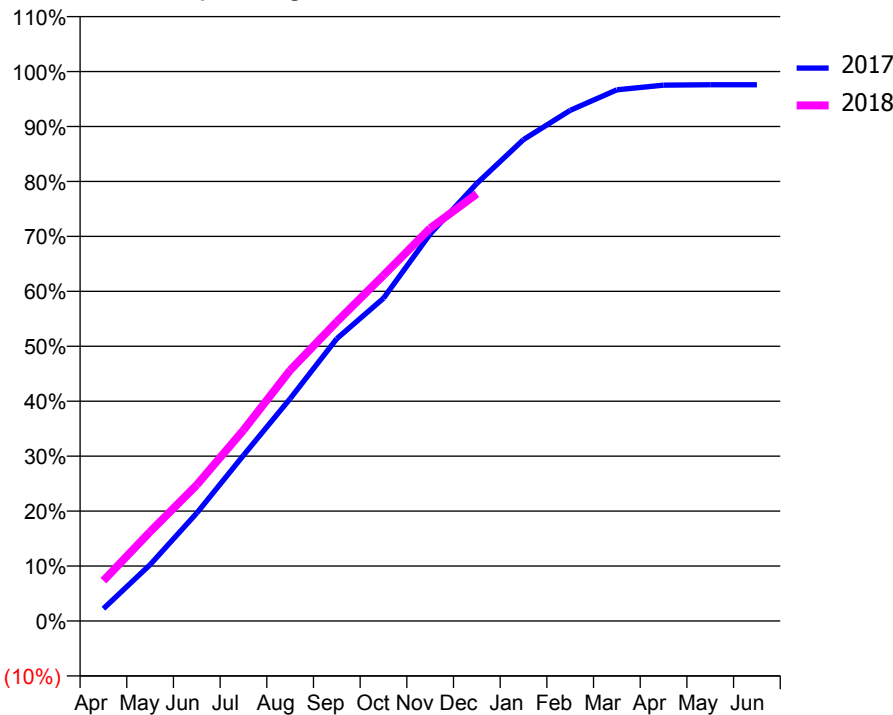
### ACCESS\*

Patients seen in 24 months	Total	Change since previous quarter
Quarter ending December 2016	1,784	
Quarter ending March 2017	1,624	↓
Quarter ending June 2017	1,792	↑
Quarter ending September 2017	2,021	↑
Quarter ending December 2017	2,073	↑
<b>Variance since December 2016</b>	<b>16.2%</b>	<b>↑</b>



### ACTIVITY

Cumulative percentage of contracted UDA delivered 2017 & 2018



Month	Adjusted Scheduled Activity (UDA)	
	2017	2018
April	143	467
May	653	1,035
June	1,251	1,576
July	1,920	2,212
August	2,576	2,906
September	3,272	3,468
October	3,739	4,005
November	4,485	4,552
December	5,070	4,950
January	5,579	
February	5,917	
March	6,154	
April	6,209	
May	6,213	
June	6,213	

### QUALITY

	Quantity	Base Number	Contract	AT	Region	England
% of FP17s for the same patient ID Re-attending within 3 months - Children	51	751	6.8%	12.3%	12.9%	12.0%
% of FP17s for the same patient ID Re-attending within 3 months - Adults	175	1,593	11.0%	15.5%	16.5%	15.9%
% of FP17s for the same patient ID Re-attending between 3 & 9 months - Children	357	751	47.5%	54.7%	59.6%	58.0%
% of FP17s for the same patient ID Re-attending between 3 & 9 months - Adults	696	1,593	43.7%	50.6%	52.8%	50.5%
% of FP17s for Band 1 Urgent Courses	293	2,326	12.6%	8.8%	9.1%	9.0%
% of FP17s Relating to Free Repair or Replacements	13	2,326	0.6%	1.2%	1.0%	0.8%
% of FP17s Relating to Continuations	25	2,326	1.1%	1.5%	1.2%	1.1%
% of Patients satisfied with the dentistry they have received	2	4	N/A	89.7%	91.6%	91.5%
% of Patients satisfied with the time they had to wait for an appointment	3	4	N/A	86.6%	88.3%	87.9%

\* This is based on patients treated on this contract for their most recent course of treatment. Figures in italics indicate the base number of FP17s or Patient Questionnaire responses are less than 100. N/A is shown where the base number of responses is less than 10 during the period. % is calculated as Quantity/Base number\*100



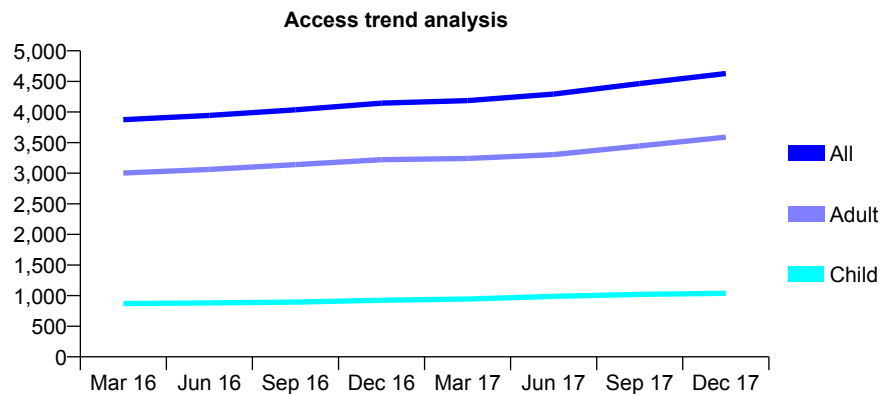
## Q45 - Vital Signs At a Glance Contract Report for 166685/0001 - December 2017

Name or company name	Castle Dene Dental Surgery
Contract type name	GDS Contract
Purpose of contract	General
Contract start date	01/04/2009
Contract end date	

17/18 Contracted general activity (UDA)	14,400
Carry forward general activity (UDA)	-288
17/18 Contracted orthodontic activity (UOA)	0
Carry forward orthodontic activity (UOA)	0
Baseline contract value	£402,335.80

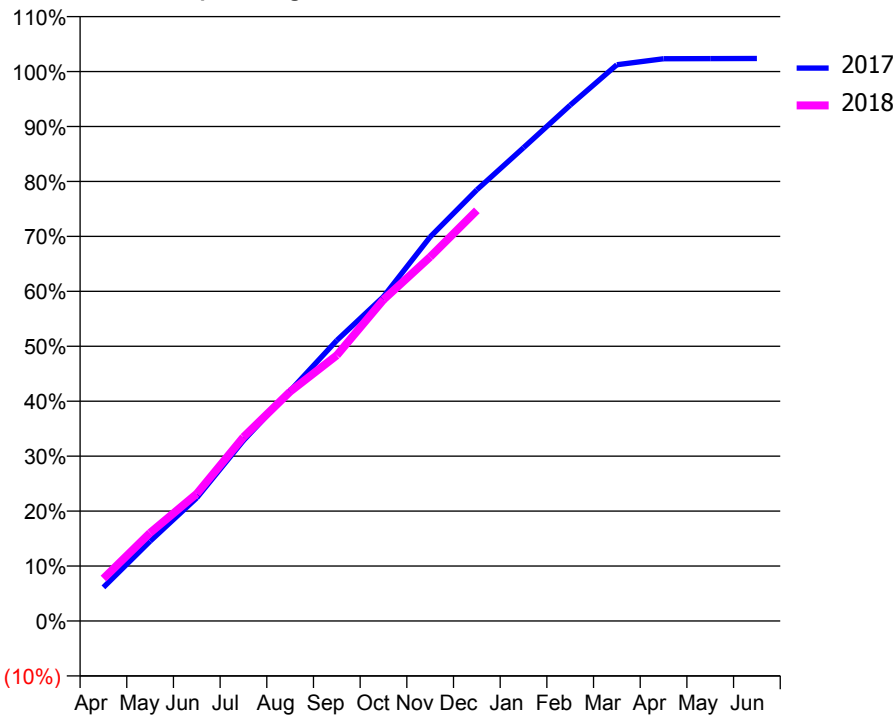
### ACCESS\*

Patients seen in 24 months	Total	Change since previous quarter
Quarter ending December 2016	4,145	
Quarter ending March 2017	4,186	→
Quarter ending June 2017	4,293	↑
Quarter ending September 2017	4,466	↑
Quarter ending December 2017	4,628	↑
<b>Variance since December 2016</b>	<b>11.7%</b>	<b>↑</b>



### ACTIVITY

Cumulative percentage of contracted UDA delivered 2017 & 2018



Month	Adjusted Scheduled Activity (UDA)	
	2017	2018
April	882	1,112
May	2,093	2,312
June	3,227	3,336
July	4,731	4,821
August	6,035	6,011
September	7,354	6,961
October	8,501	8,419
November	10,064	9,540
December	11,300	10,761
January	12,404	
February	13,517	
March	14,577	
April	14,736	
May	14,739	
June	14,740	

### QUALITY

	Quantity	Base Number	Contract	AT	Region	England
% of FP17s for the same patient ID Re-attending within 3 months - Children	72	940	7.7%	12.3%	12.9%	12.0%
% of FP17s for the same patient ID Re-attending within 3 months - Adults	570	3,057	18.6%	15.5%	16.5%	15.9%
% of FP17s for the same patient ID Re-attending between 3 & 9 months - Children	357	940	38.0%	54.7%	59.6%	58.0%
% of FP17s for the same patient ID Re-attending between 3 & 9 months - Adults	906	3,057	29.6%	50.6%	52.8%	50.5%
% of FP17s for Band 1 Urgent Courses	615	3,937	15.6%	8.8%	9.1%	9.0%
% of FP17s Relating to Free Repair or Replacements	51	3,937	1.3%	1.2%	1.0%	0.8%
% of FP17s Relating to Continuations	37	3,937	0.9%	1.5%	1.2%	1.1%
% of Patients satisfied with the dentistry they have received	17	18	94.4%	89.7%	91.6%	91.5%
% of Patients satisfied with the time they had to wait for an appointment	18	18	100.0%	86.6%	88.3%	87.9%

\* This is based on patients treated on this contract for their most recent course of treatment. Figures in italics indicate the base number of FP17s or Patient Questionnaire responses are less than 100. N/A is shown where the base number of responses is less than 10 during the period. % is calculated as Quantity/Base number\*100

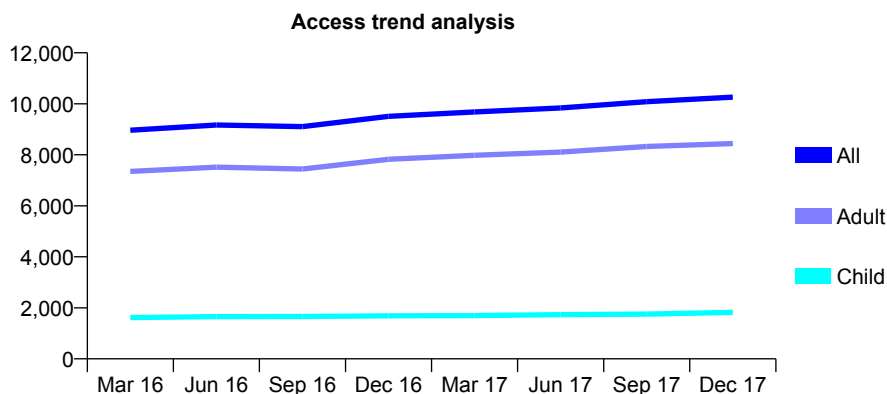
## Q45 - Vital Signs At a Glance Contract Report for 170526/0001 - December 2017

Name or company name	Framwellgate Dental Surgery Limited
Contract type name	GDS Contract
Purpose of contract	General
Contract start date	01/04/2012
Contract end date	

17/18 Contracted general activity (UDA)	21,656
Carry forward general activity (UDA)	416
17/18 Contracted orthodontic activity (UOA)	0
Carry forward orthodontic activity (UOA)	0
Baseline contract value	£538,756.04

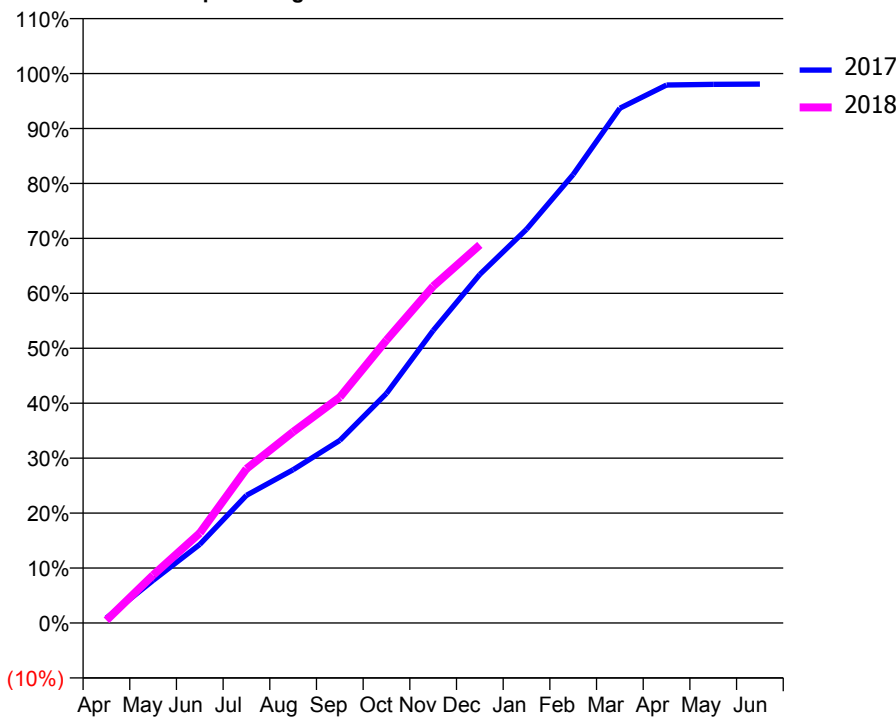
### ACCESS\*

Patients seen in 24 months	Total	Change since previous quarter
Quarter ending December 2016	9,508	
Quarter ending March 2017	9,679	→
Quarter ending June 2017	9,838	→
Quarter ending September 2017	10,084	↑
Quarter ending December 2017	10,264	→
<b>Variance since December 2016</b>	<b>8.0%</b>	<b>↑</b>



### ACTIVITY

**Cumulative percentage of contracted UDA delivered 2017 & 2018**



Month	Adjusted Scheduled Activity (UDA)	
	2017	2018
April	196	106
May	1,678	1,888
June	3,096	3,544
July	5,034	6,078
August	6,043	7,533
September	7,198	8,897
October	9,045	11,149
November	11,527	13,273
December	13,741	14,900
January	15,514	
February	17,678	
March	20,286	
April	21,203	
May	21,228	
June	21,239	

### QUALITY

	Quantity	Base Number	Contract	AT	Region	England
% of FP17s for the same patient ID Re-attending within 3 months - Children	160	1,934	8.3%	12.3%	12.9%	12.0%
% of FP17s for the same patient ID Re-attending within 3 months - Adults	870	6,842	12.7%	15.5%	16.5%	15.9%
% of FP17s for the same patient ID Re-attending between 3 & 9 months - Children	933	1,934	48.2%	54.7%	59.6%	58.0%
% of FP17s for the same patient ID Re-attending between 3 & 9 months - Adults	2,546	6,842	37.2%	50.6%	52.8%	50.5%
% of FP17s for Band 1 Urgent Courses	918	7,478	12.3%	8.8%	9.1%	9.0%
% of FP17s Relating to Free Repair or Replacements	39	7,478	0.5%	1.2%	1.0%	0.8%
% of FP17s Relating to Continuations	50	7,478	0.7%	1.5%	1.2%	1.1%
% of Patients satisfied with the dentistry they have received	20	23	87.0%	89.7%	91.6%	91.5%
% of Patients satisfied with the time they had to wait for an appointment	16	23	69.6%	86.6%	88.3%	87.9%

\* This is based on patients treated on this contract for their most recent course of treatment. Figures in italics indicate the base number of FP17s or Patient Questionnaire responses are less than 100. N/A is shown where the base number of responses is less than 10 during the period. % is calculated as Quantity/Base number\*100

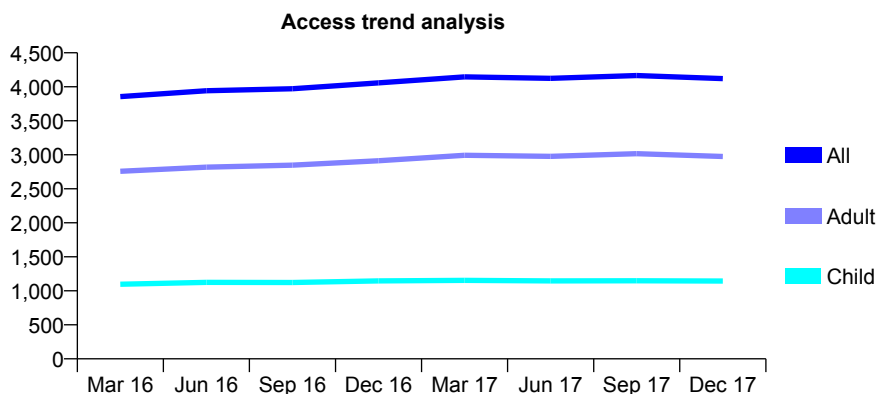
## Q45 - Vital Signs At a Glance Contract Report for 171565/0001 - December 2017

Name or company name	Hardwick Dental Practice
Contract type name	GDS Contract
Purpose of contract	General and Orthodontic
Contract start date	01/05/2014
Contract end date	

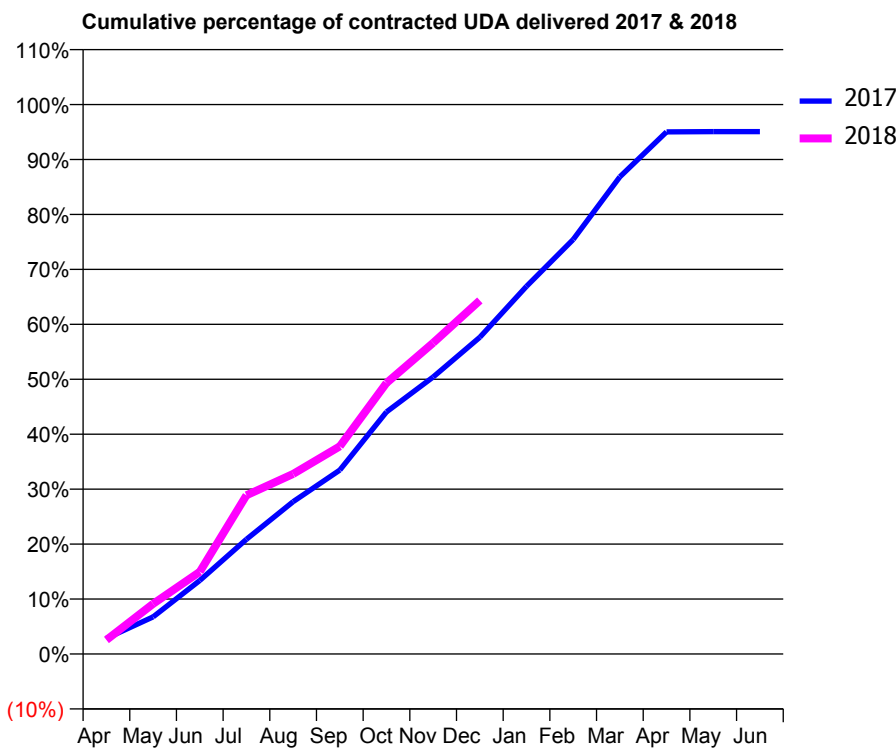
17/18 Contracted general activity (UDA)	13,766
Carry forward general activity (UDA)	0
17/18 Contracted orthodontic activity (UOA)	0
Carry forward orthodontic activity (UOA)	0
Baseline contract value	£357,445.99

### ACCESS\*

Patients seen in 24 months	Total	Change since previous quarter
Quarter ending December 2016	4,058	
Quarter ending March 2017	4,147	↑
Quarter ending June 2017	4,124	→
Quarter ending September 2017	4,165	→
Quarter ending December 2017	4,120	↓
<b>Variance since December 2016</b>	<b>1.5%</b>	<b>→</b>



### ACTIVITY



Month	Adjusted Scheduled Activity (UDA)	
	2017	2018
April	392	351
May	932	1,258
June	1,842	2,061
July	2,874	3,976
August	3,817	4,512
September	4,608	5,203
October	6,065	6,790
November	6,939	7,797
December	7,936	8,856
January	9,210	
February	10,384	
March	11,955	
April	13,080	
May	13,087	
June	13,087	

### QUALITY

	Quantity	Base Number	Contract	AT	Region	England
% of FP17s for the same patient ID Re-attending within 3 months - Children	95	1,131	8.4%	12.3%	12.9%	12.0%
% of FP17s for the same patient ID Re-attending within 3 months - Adults	536	2,803	19.1%	15.5%	16.5%	15.9%
% of FP17s for the same patient ID Re-attending between 3 & 9 months - Children	486	1,131	43.0%	54.7%	59.6%	58.0%
% of FP17s for the same patient ID Re-attending between 3 & 9 months - Adults	1,112	2,803	39.7%	50.6%	52.8%	50.5%
% of FP17s for Band 1 Urgent Courses	580	3,514	16.5%	8.8%	9.1%	9.0%
% of FP17s Relating to Free Repair or Replacements	37	3,514	1.1%	1.2%	1.0%	0.8%
% of FP17s Relating to Continuations	60	3,514	1.7%	1.5%	1.2%	1.1%
% of Patients satisfied with the dentistry they have received	12	12	100.0%	89.7%	91.6%	91.5%
% of Patients satisfied with the time they had to wait for an appointment	12	12	100.0%	86.6%	88.3%	87.9%

\* This is based on patients treated on this contract for their most recent course of treatment. Figures in italics indicate the base number of FP17s or Patient Questionnaire responses are less than 100. N/A is shown where the base number of responses is less than 10 during the period. % is calculated as Quantity/Base number\*100

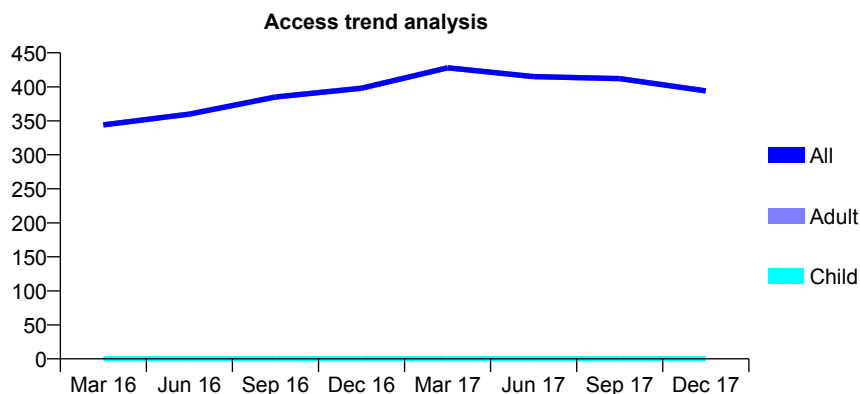
## Q45 - Vital Signs At a Glance Contract Report for 171565/0002 - December 2017

Name or company name	Hardwick Dental Practice
Contract type name	PDS Contract
Purpose of contract	General
Contract start date	01/05/2014
Contract end date	31/03/2018

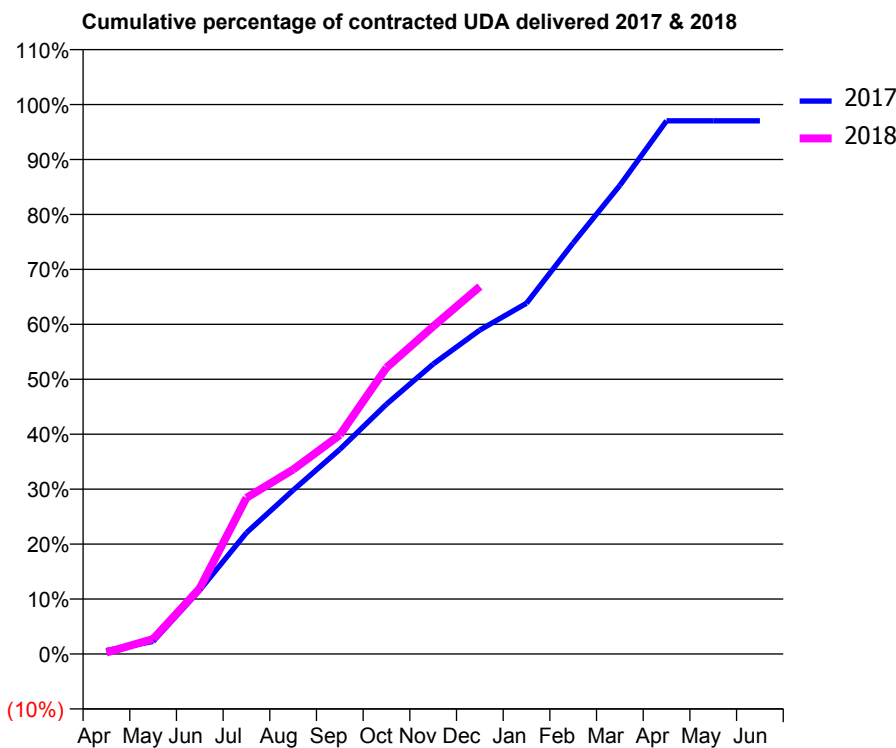
17/18 Contracted general activity (UDA)	1,464
Carry forward general activity (UDA)	0
17/18 Contracted orthodontic activity (UOA)	0
Carry forward orthodontic activity (UOA)	0
Baseline contract value	£46,160.59

### ACCESS\*

Patients seen in 24 months	Total	Change since previous quarter
Quarter ending December 2016	398	
Quarter ending March 2017	428	↑
Quarter ending June 2017	415	↓
Quarter ending September 2017	412	→
Quarter ending December 2017	394	↓
<b>Variance since December 2016</b>	<b>(1.0%)</b>	↓



### ACTIVITY



Month	Adjusted Scheduled Activity (UDA)	
	2017	2018
April	9	4
May	33	40
June	170	175
July	323	416
August	437	491
September	545	583
October	666	763
November	773	873
December	863	979
January	935	
February	1,095	
March	1,249	
April	1,421	
May	1,421	
June	1,421	

### QUALITY

	Quantity	Base Number	Contract	AT	Region	England
% of FP17s for the same patient ID Re-attending within 3 months - Children	0	0	N/A	12.3%	12.9%	12.0%
% of FP17s for the same patient ID Re-attending within 3 months - Adults	56	259	21.6%	15.5%	16.5%	15.9%
% of FP17s for the same patient ID Re-attending between 3 & 9 months - Children	0	0	N/A	54.7%	59.6%	58.0%
% of FP17s for the same patient ID Re-attending between 3 & 9 months - Adults	45	259	17.4%	50.6%	52.8%	50.5%
% of FP17s for Band 1 Urgent Courses	40	224	17.9%	8.8%	9.1%	9.0%
% of FP17s Relating to Free Repair or Replacements	0	224	0.0%	1.2%	1.0%	0.8%
% of FP17s Relating to Continuations	2	224	0.9%	1.5%	1.2%	1.1%
% of Patients satisfied with the dentistry they have received	1	1	N/A	89.7%	91.6%	91.5%
% of Patients satisfied with the time they had to wait for an appointment	1	1	N/A	86.6%	88.3%	87.9%

\* This is based on patients treated on this contract for their most recent course of treatment. Figures in italics indicate the base number of FP17s or Patient Questionnaire responses are less than 100. N/A is shown where the base number of responses is less than 10 during the period. % is calculated as Quantity/Base number\*100

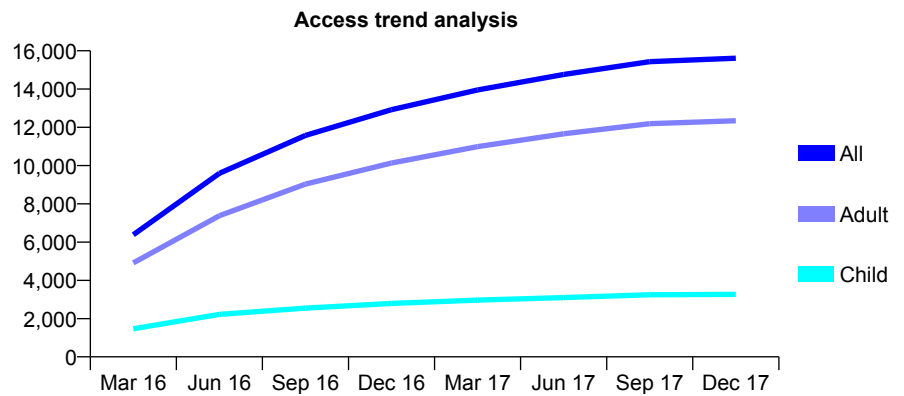
## Q45 - Vital Signs At a Glance Contract Report for 172596/0001 - December 2017

Name or company name	Front Street Dental Practice Partnership
Contract type name	GDS Contract
Purpose of contract	General
Contract start date	01/11/2015
Contract end date	

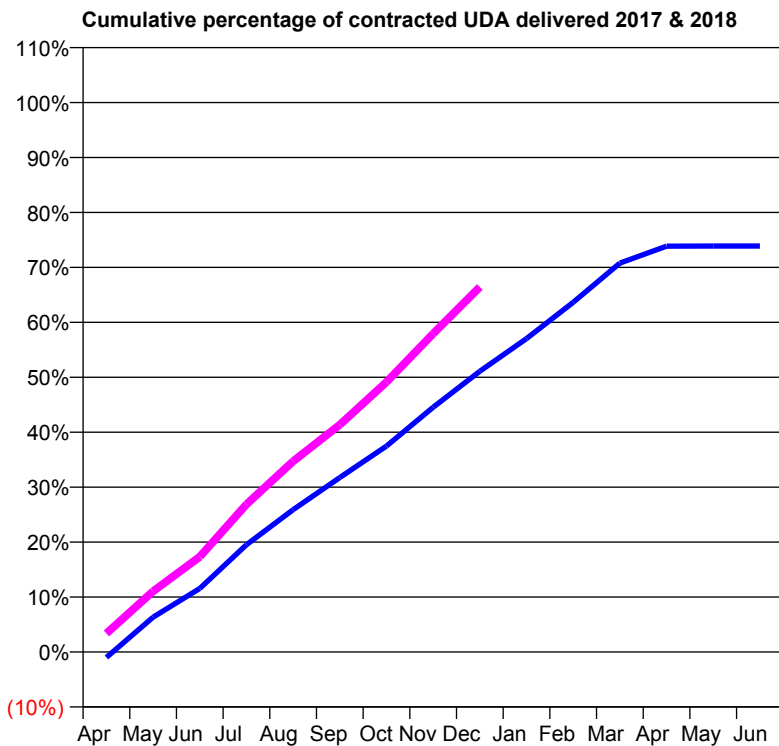
17/18 Contracted general activity (UDA)	43,456
Carry forward general activity (UDA)	0
17/18 Contracted orthodontic activity (UOA)	0
Carry forward orthodontic activity (UOA)	0
Baseline contract value	£1,353,903.80

### ACCESS\*

Patients seen in 24 months	Total	Change since previous quarter
Quarter ending December 2016	12,920	
Quarter ending March 2017	13,955	↑
Quarter ending June 2017	14,761	↑
Quarter ending September 2017	15,432	↑
Quarter ending December 2017	15,612	→
<b>Variance since December 2016</b>	<b>20.8%</b>	<b>↑</b>



### ACTIVITY



Month	Adjusted Scheduled Activity (UDA)	
	2017	2018
April	-503	1,475
May	3,176	4,803
June	5,782	7,539
July	9,776	11,678
August	12,969	15,088
September	15,893	17,980
October	18,755	21,349
November	22,296	25,176
December	25,580	28,868
January	28,547	
February	31,861	
March	35,432	
April	36,971	
May	36,982	
June	36,982	

### QUALITY

	Quantity	Base Number	Contract	AT	Region	England
% of FP17s for the same patient ID Re-attending within 3 months - Children	180	3,048	5.9%	12.3%	12.9%	12.0%
% of FP17s for the same patient ID Re-attending within 3 months - Adults	1,548	11,381	13.6%	15.5%	16.5%	15.9%
% of FP17s for the same patient ID Re-attending between 3 & 9 months - Children	1,375	3,048	45.1%	54.7%	59.6%	58.0%
% of FP17s for the same patient ID Re-attending between 3 & 9 months - Adults	4,973	11,381	43.7%	50.6%	52.8%	50.5%
% of FP17s for Band 1 Urgent Courses	1,424	13,284	10.7%	8.8%	9.1%	9.0%
% of FP17s Relating to Free Repair or Replacements	170	13,284	1.3%	1.2%	1.0%	0.8%
% of FP17s Relating to Continuations	154	13,284	1.2%	1.5%	1.2%	1.1%
% of Patients satisfied with the dentistry they have received	34	37	91.9%	89.7%	91.6%	91.5%
% of Patients satisfied with the time they had to wait for an appointment	32	37	86.5%	86.6%	88.3%	87.9%

\* This is based on patients treated on this contract for their most recent course of treatment. Figures in italics indicate the base number of FP17s or Patient Questionnaire responses are less than 100. N/A is shown where the base number of responses is less than 10 during the period. % is calculated as Quantity/Base number\*100

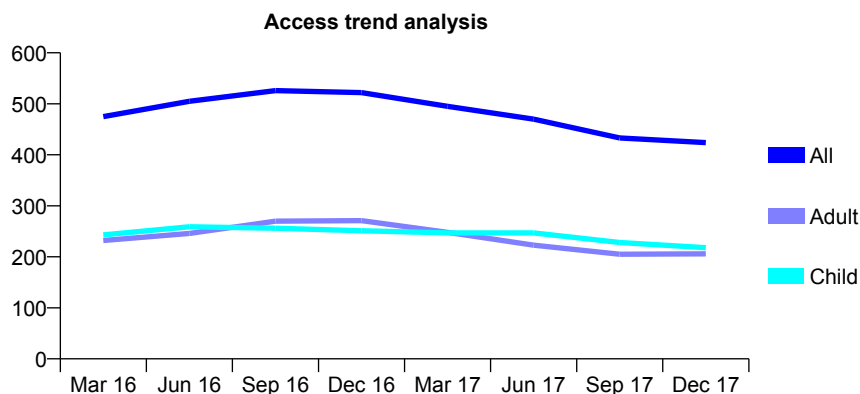
## Q45 - Vital Signs At a Glance Contract Report for 174858/0001 - December 2017

Name or company name	Yarm Road Dental Practice
Contract type name	GDS Contract
Purpose of contract	General
Contract start date	01/01/2015
Contract end date	

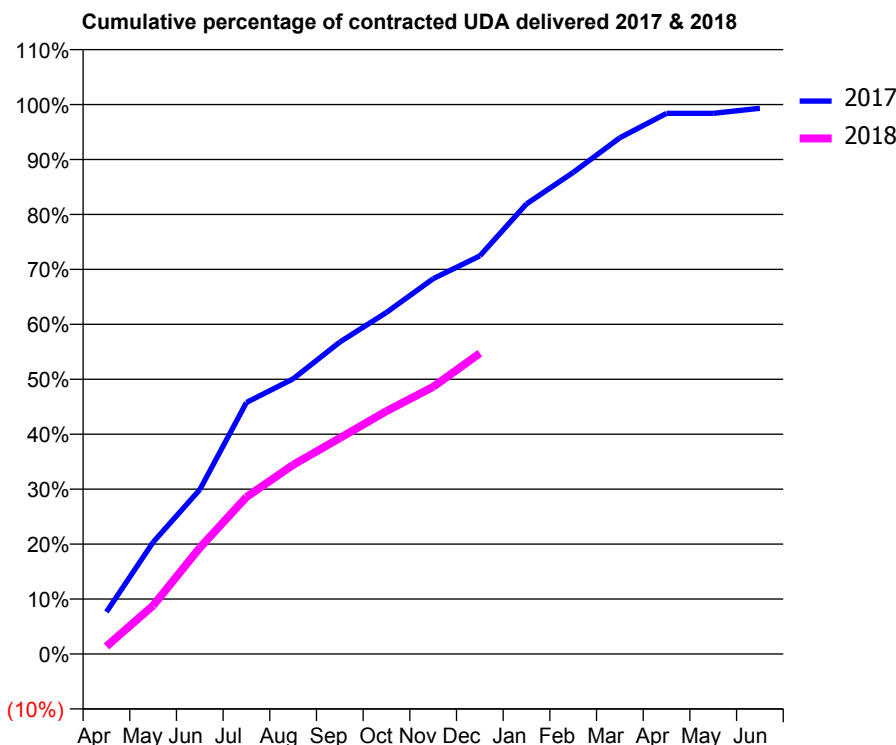
17/18 Contracted general activity (UDA)	1,300
Carry forward general activity (UDA)	6
17/18 Contracted orthodontic activity (UOA)	0
Carry forward orthodontic activity (UOA)	0
Baseline contract value	£23,568.16

### ACCESS\*

Patients seen in 24 months	Total	Change since previous quarter
Quarter ending December 2016	522	
Quarter ending March 2017	495	↓
Quarter ending June 2017	470	↓
Quarter ending September 2017	433	↓
Quarter ending December 2017	424	↓
<b>Variance since December 2016</b>	<b>(18.8%)</b>	<b>↓</b>



### ACTIVITY



Month	Adjusted Scheduled Activity (UDA)	
	2017	2018
April	99	18
May	264	115
June	389	251
July	595	372
August	651	447
September	738	511
October	808	575
November	888	632
December	942	712
January	1,065	
February	1,139	
March	1,221	
April	1,279	
May	1,279	
June	1,291	

### QUALITY

	Quantity	Base Number	Contract	AT	Region	England
% of FP17s for the same patient ID Re-attending within 3 months - Children	16	259	6.2%	12.3%	12.9%	12.0%
% of FP17s for the same patient ID Re-attending within 3 months - Adults	19	199	9.5%	15.5%	16.5%	15.9%
% of FP17s for the same patient ID Re-attending between 3 & 9 months - Children	188	259	72.6%	54.7%	59.6%	58.0%
% of FP17s for the same patient ID Re-attending between 3 & 9 months - Adults	124	199	62.3%	50.6%	52.8%	50.5%
% of FP17s for Band 1 Urgent Courses	23	422	5.5%	8.8%	9.1%	9.0%
% of FP17s Relating to Free Repair or Replacements	1	422	0.2%	1.2%	1.0%	0.8%
% of FP17s Relating to Continuations	0	422	0.0%	1.5%	1.2%	1.1%
% of Patients satisfied with the dentistry they have received	0	0	N/A	89.7%	91.6%	91.5%
% of Patients satisfied with the time they had to wait for an appointment	0	0	N/A	86.6%	88.3%	87.9%

\* This is based on patients treated on this contract for their most recent course of treatment. Figures in italics indicate the base number of FP17s or Patient Questionnaire responses are less than 100. N/A is shown where the base number of responses is less than 10 during the period. % is calculated as Quantity/Base number\*100

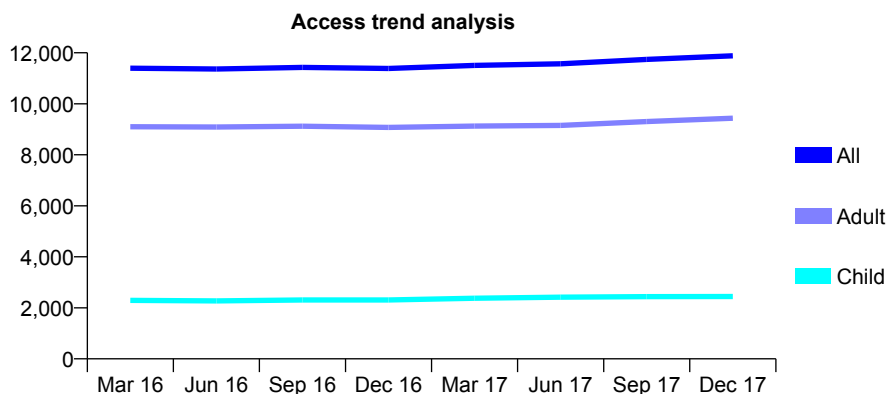
## Q45 - Vital Signs At a Glance Contract Report for 176486/0001 - December 2017

Name or company name	Ridgway Dental Ltd.
Contract type name	GDS Contract
Purpose of contract	General
Contract start date	01/04/2009
Contract end date	

17/18 Contracted general activity (UDA)	35,659
Carry forward general activity (UDA)	0
17/18 Contracted orthodontic activity (UOA)	0
Carry forward orthodontic activity (UOA)	0
Baseline contract value	£917,781.84

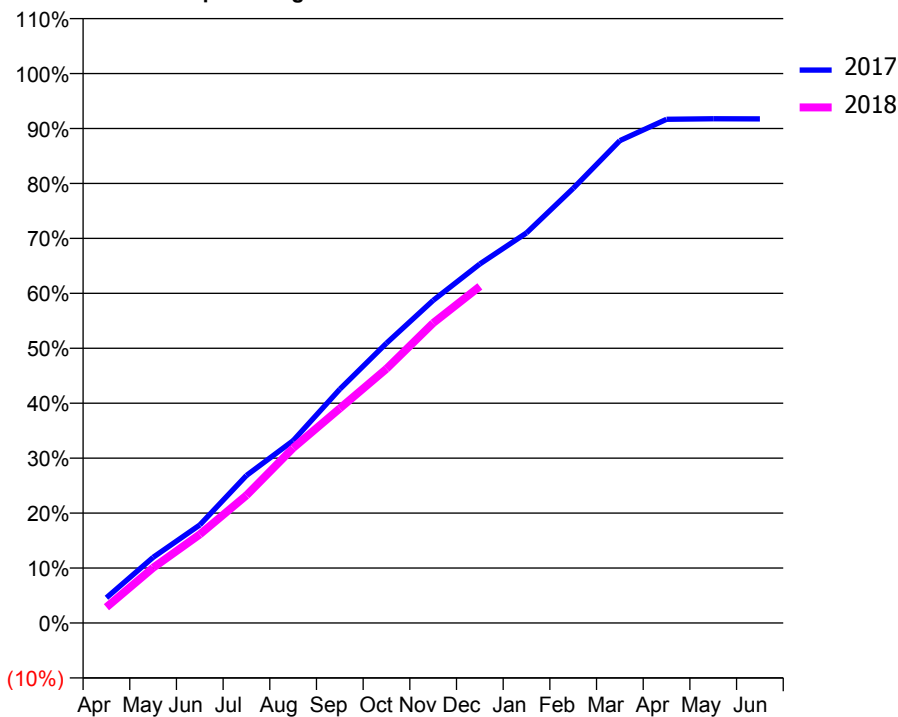
### ACCESS\*

Patients seen in 24 months	Total	Change since previous quarter
Quarter ending December 2016	11,384	
Quarter ending March 2017	11,506	→
Quarter ending June 2017	11,568	→
Quarter ending September 2017	11,742	→
Quarter ending December 2017	11,880	→
<b>Variance since December 2016</b>	<b>4.4%</b>	<b>↑</b>



### ACTIVITY

Cumulative percentage of contracted UDA delivered 2017 & 2018



Month	Adjusted Scheduled Activity (UDA)	
	2017	2018
April	1,639	1,025
May	4,260	3,588
June	6,366	5,749
July	9,571	8,283
August	11,834	11,356
September	15,174	13,929
October	18,163	16,495
November	20,936	19,466
December	23,302	21,849
January	25,316	
February	28,204	
March	31,300	
April	32,690	
May	32,724	
June	32,712	

### QUALITY

	Quantity	Base Number	Contract	AT	Region	England
% of FP17s for the same patient ID Re-attending within 3 months - Children	107	2,125	5.0%	12.3%	12.9%	12.0%
% of FP17s for the same patient ID Re-attending within 3 months - Adults	1,076	8,918	12.1%	15.5%	16.5%	15.9%
% of FP17s for the same patient ID Re-attending between 3 & 9 months - Children	1,021	2,125	48.0%	54.7%	59.6%	58.0%
% of FP17s for the same patient ID Re-attending between 3 & 9 months - Adults	4,501	8,918	50.5%	50.6%	52.8%	50.5%
% of FP17s for Band 1 Urgent Courses	675	10,470	6.4%	8.8%	9.1%	9.0%
% of FP17s Relating to Free Repair or Replacements	95	10,470	0.9%	1.2%	1.0%	0.8%
% of FP17s Relating to Continuations	222	10,470	2.1%	1.5%	1.2%	1.1%
% of Patients satisfied with the dentistry they have received	18	18	100.0%	89.7%	91.6%	91.5%
% of Patients satisfied with the time they had to wait for an appointment	18	18	100.0%	86.6%	88.3%	87.9%

\* This is based on patients treated on this contract for their most recent course of treatment. Figures in italics indicate the base number of FP17s or Patient Questionnaire responses are less than 100. N/A is shown where the base number of responses is less than 10 during the period. % is calculated as Quantity/Base number\*100

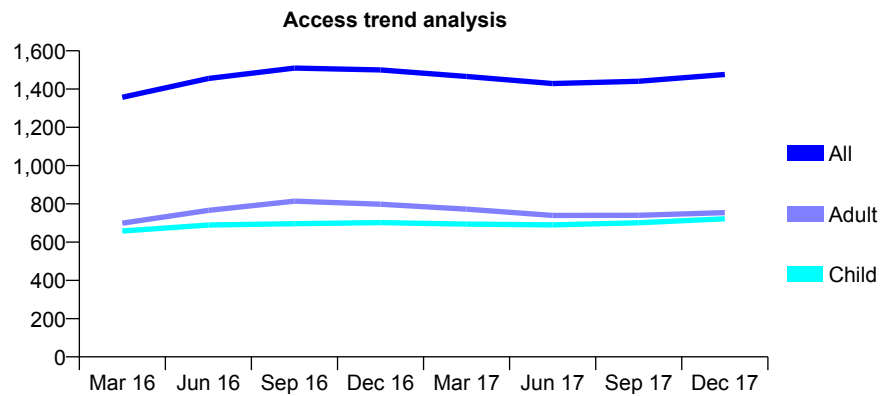
## Q45 - Vital Signs At a Glance Contract Report for 176737/0001 - December 2017

Name or company name	Springs Dental Practice
Contract type name	GDS Contract
Purpose of contract	General
Contract start date	17/10/2013
Contract end date	

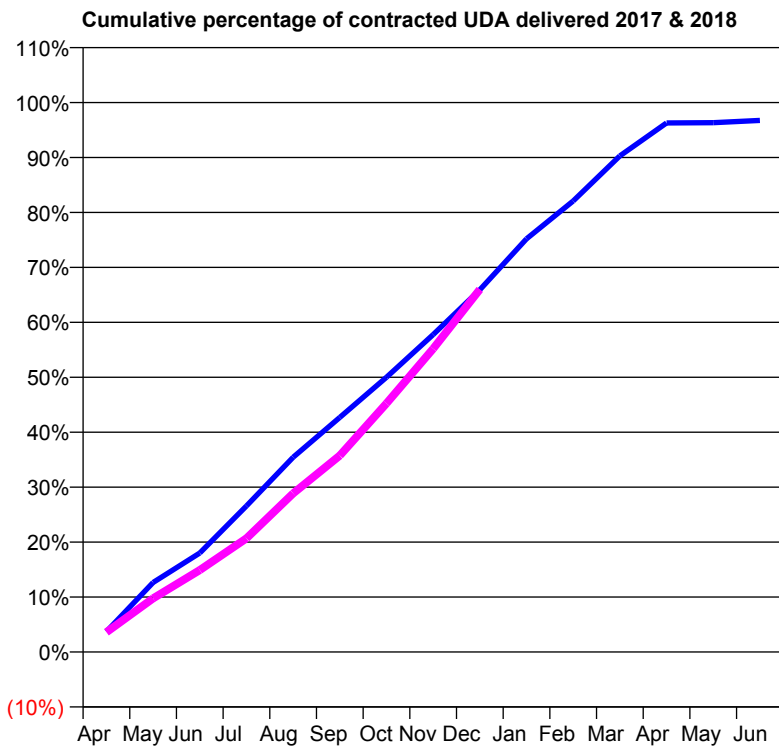
17/18 Contracted general activity (UDA)	5,000
Carry forward general activity (UDA)	-100
17/18 Contracted orthodontic activity (UOA)	0
Carry forward orthodontic activity (UOA)	0
Baseline contract value	£106,969.29

### ACCESS\*

Patients seen in 24 months	Total	Change since previous quarter
Quarter ending December 2016	1,500	
Quarter ending March 2017	1,466	↓
Quarter ending June 2017	1,429	↓
Quarter ending September 2017	1,441	→
Quarter ending December 2017	1,476	↑
<b>Variance since December 2016</b>	<b>(1.6%)</b>	<b>↓</b>



### ACTIVITY



Month	Adjusted Scheduled Activity (UDA)	
	2017	2018
April	186	180
May	633	488
June	901	745
July	1,329	1,034
August	1,772	1,443
September	2,134	1,788
October	2,500	2,262
November	2,888	2,760
December	3,296	3,300
January	3,760	
February	4,104	
March	4,514	
April	4,813	
May	4,817	
June	4,838	

### QUALITY

	Quantity	Base Number	Contract	AT	Region	England
% of FP17s for the same patient ID Re-attending within 3 months - Children	99	817	12.1%	12.3%	12.9%	12.0%
% of FP17s for the same patient ID Re-attending within 3 months - Adults	114	667	17.1%	15.5%	16.5%	15.9%
% of FP17s for the same patient ID Re-attending between 3 & 9 months - Children	417	817	51.0%	54.7%	59.6%	58.0%
% of FP17s for the same patient ID Re-attending between 3 & 9 months - Adults	258	667	38.7%	50.6%	52.8%	50.5%
% of FP17s for Band 1 Urgent Courses	164	1,350	12.1%	8.8%	9.1%	9.0%
% of FP17s Relating to Free Repair or Replacements	0	1,350	0.0%	1.2%	1.0%	0.8%
% of FP17s Relating to Continuations	0	1,350	0.0%	1.5%	1.2%	1.1%
% of Patients satisfied with the dentistry they have received	1	1	N/A	89.7%	91.6%	91.5%
% of Patients satisfied with the time they had to wait for an appointment	1	1	N/A	86.6%	88.3%	87.9%

\* This is based on patients treated on this contract for their most recent course of treatment. Figures in italics indicate the base number of FP17s or Patient Questionnaire responses are less than 100. N/A is shown where the base number of responses is less than 10 during the period. % is calculated as Quantity/Base number\*100



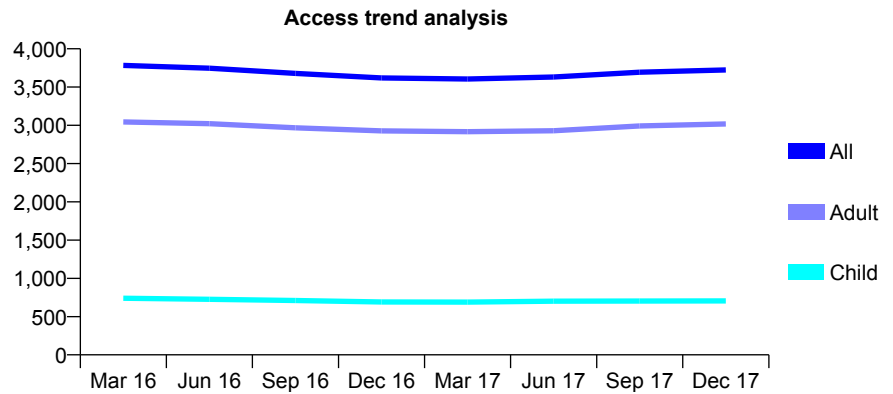
## Q45 - Vital Signs At a Glance Contract Report for 177229/0001 - December 2017

Name or company name	Bishop Auckland Partnership
Contract type name	GDS Contract
Purpose of contract	General
Contract start date	01/07/2013
Contract end date	

17/18 Contracted general activity (UDA)	13,273
Carry forward general activity (UDA)	0
17/18 Contracted orthodontic activity (UOA)	0
Carry forward orthodontic activity (UOA)	0
Baseline contract value	£305,446.22

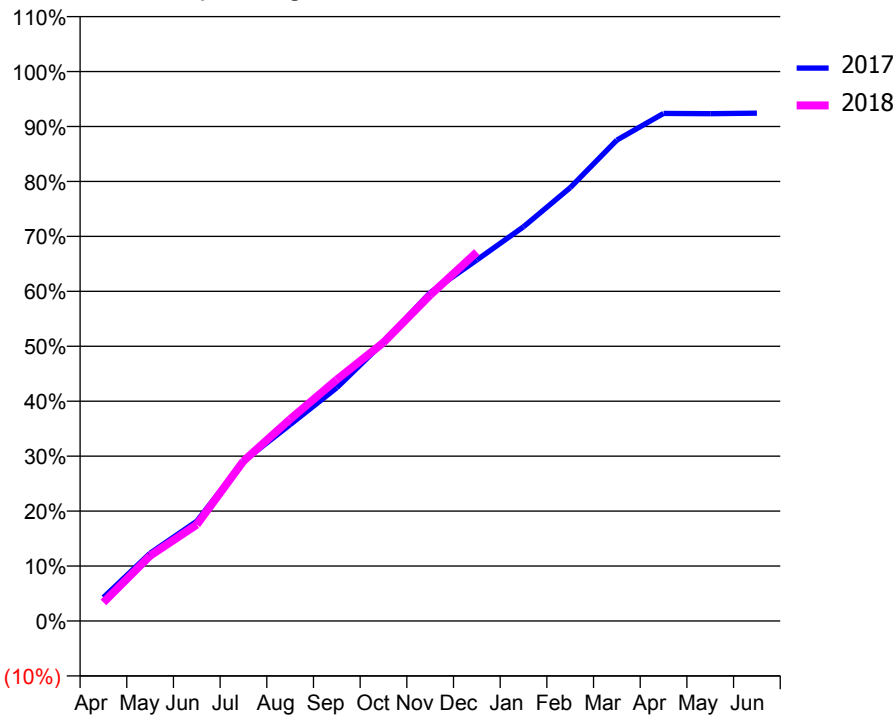
### ACCESS\*

Patients seen in 24 months	Total	Change since previous quarter
Quarter ending December 2016	3,619	
Quarter ending March 2017	3,605	→
Quarter ending June 2017	3,631	→
Quarter ending September 2017	3,694	→
Quarter ending December 2017	3,723	→
<b>Variance since December 2016</b>	<b>2.9%</b>	<b>↑</b>



### ACTIVITY

Cumulative percentage of contracted UDA delivered 2017 & 2018



Month	Adjusted Scheduled Activity (UDA)	
	2017	2018
April	569	449
May	1,638	1,576
June	2,411	2,328
July	3,859	3,865
August	4,744	4,875
September	5,636	5,831
October	6,729	6,726
November	7,932	7,874
December	8,719	8,911
January	9,521	
February	10,466	
March	11,618	
April	12,261	
May	12,255	
June	12,266	

### QUALITY

	Quantity	Base Number	Contract	AT	Region	England
% of FP17s for the same patient ID Re-attending within 3 months - Children	73	831	8.8%	12.3%	12.9%	12.0%
% of FP17s for the same patient ID Re-attending within 3 months - Adults	668	3,625	18.4%	15.5%	16.5%	15.9%
% of FP17s for the same patient ID Re-attending between 3 & 9 months - Children	477	831	57.4%	54.7%	59.6%	58.0%
% of FP17s for the same patient ID Re-attending between 3 & 9 months - Adults	1,890	3,625	52.1%	50.6%	52.8%	50.5%
% of FP17s for Band 1 Urgent Courses	427	4,105	10.4%	8.8%	9.1%	9.0%
% of FP17s Relating to Free Repair or Replacements	61	4,105	1.5%	1.2%	1.0%	0.8%
% of FP17s Relating to Continuations	39	4,105	1.0%	1.5%	1.2%	1.1%
% of Patients satisfied with the dentistry they have received	10	12	83.3%	89.7%	91.6%	91.5%
% of Patients satisfied with the time they had to wait for an appointment	11	12	91.7%	86.6%	88.3%	87.9%

\* This is based on patients treated on this contract for their most recent course of treatment. Figures in italics indicate the base number of FP17s or Patient Questionnaire responses are less than 100. N/A is shown where the base number of responses is less than 10 during the period. % is calculated as Quantity/Base number\*100

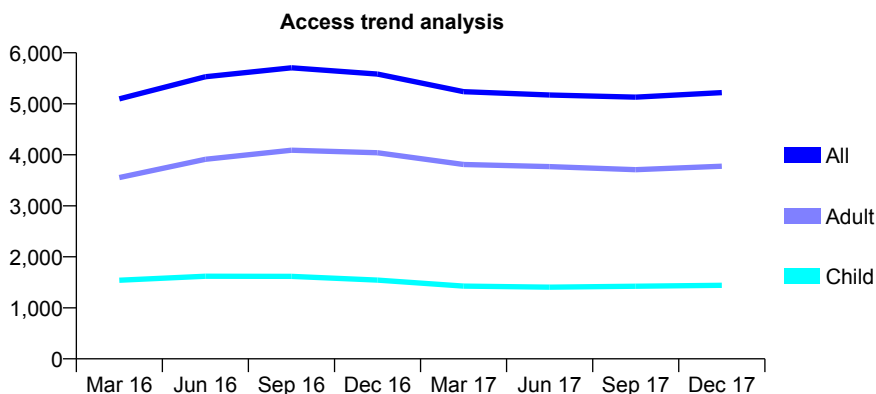
## Q45 - Vital Signs At a Glance Contract Report for 177334/0001 - December 2017

Name or company name	Ingleby Meadow Dental Practice Partnershi
Contract type name	GDS Contract
Purpose of contract	General
Contract start date	04/03/2015
Contract end date	

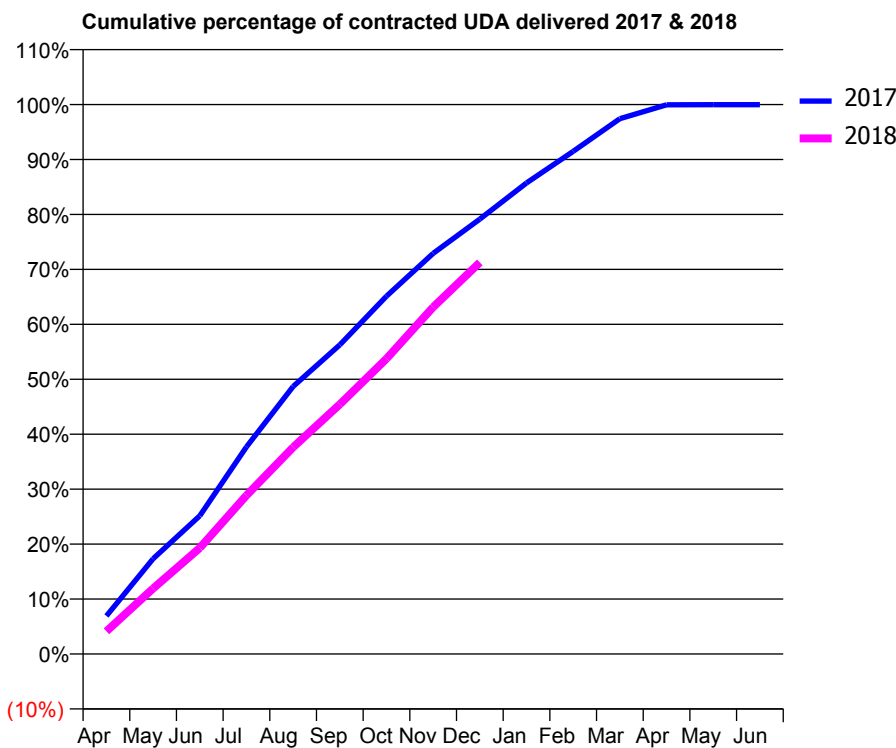
17/18 Contracted general activity (UDA)	14,808
Carry forward general activity (UDA)	6
17/18 Contracted orthodontic activity (UOA)	0
Carry forward orthodontic activity (UOA)	0
Baseline contract value	£386,871.11

### ACCESS\*

Patients seen in 24 months	Total	Change since previous quarter
Quarter ending December 2016	5,584	
Quarter ending March 2017	5,238	↓
Quarter ending June 2017	5,172	↓
Quarter ending September 2017	5,132	→
Quarter ending December 2017	5,220	→
<b>Variance since December 2016</b>	<b>(6.5%)</b>	<b>↓</b>



### ACTIVITY



Month	Adjusted Scheduled Activity (UDA)	
	2017	2018
April	1,028	613
May	2,566	1,767
June	3,724	2,858
July	5,582	4,275
August	7,209	5,571
September	8,331	6,730
October	9,645	7,956
November	10,796	9,350
December	11,720	10,553
January	12,693	
February	13,547	
March	14,427	
April	14,801	
May	14,802	
June	14,802	

### QUALITY

	Quantity	Base Number	Contract	AT	Region	England
% of FP17s for the same patient ID Re-attending within 3 months - Children	81	1,574	5.1%	12.3%	12.9%	12.0%
% of FP17s for the same patient ID Re-attending within 3 months - Adults	418	3,831	10.9%	15.5%	16.5%	15.9%
% of FP17s for the same patient ID Re-attending between 3 & 9 months - Children	815	1,574	51.8%	54.7%	59.6%	58.0%
% of FP17s for the same patient ID Re-attending between 3 & 9 months - Adults	1,697	3,831	44.3%	50.6%	52.8%	50.5%
% of FP17s for Band 1 Urgent Courses	277	5,222	5.3%	8.8%	9.1%	9.0%
% of FP17s Relating to Free Repair or Replacements	78	5,222	1.5%	1.2%	1.0%	0.8%
% of FP17s Relating to Continuations	128	5,222	2.5%	1.5%	1.2%	1.1%
% of Patients satisfied with the dentistry they have received	6	8	N/A	89.7%	91.6%	91.5%
% of Patients satisfied with the time they had to wait for an appointment	4	8	N/A	86.6%	88.3%	87.9%

\* This is based on patients treated on this contract for their most recent course of treatment. Figures in italics indicate the base number of FP17s or Patient Questionnaire responses are less than 100. N/A is shown where the base number of responses is less than 10 during the period. % is calculated as Quantity/Base number\*100

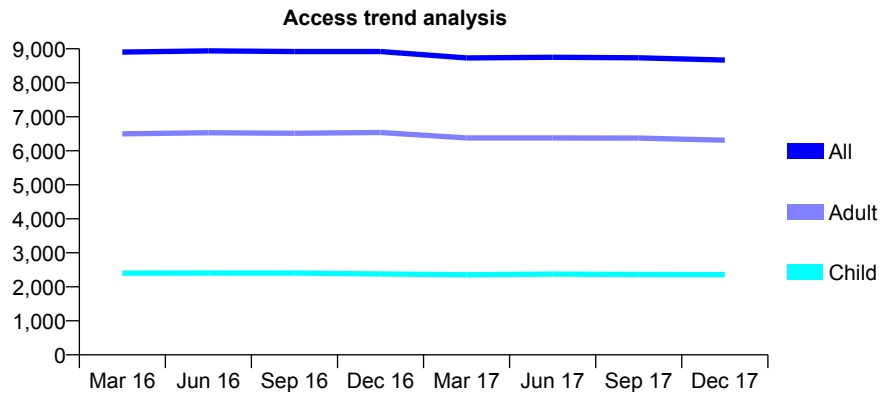
## Q45 - Vital Signs At a Glance Contract Report for 179523/0002 - December 2017

Name or company name	Jeyarajan Dental Care Ltd.
Contract type name	GDS Contract
Purpose of contract	General
Contract start date	01/04/2009
Contract end date	

17/18 Contracted general activity (UDA)	24,500
Carry forward general activity (UDA)	-489
17/18 Contracted orthodontic activity (UOA)	0
Carry forward orthodontic activity (UOA)	0
Baseline contract value	£710,356.31

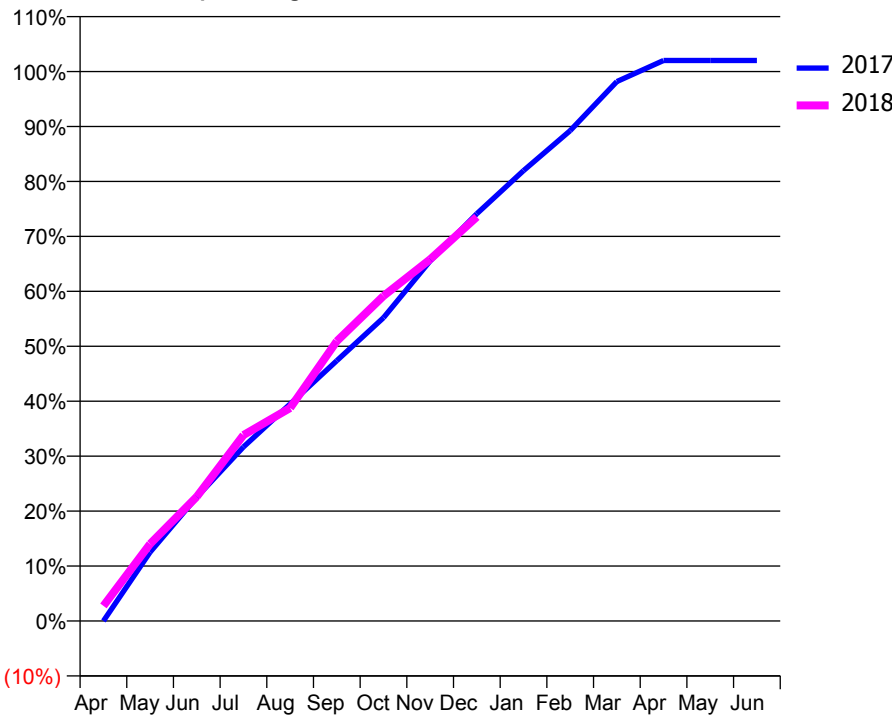
### ACCESS\*

Patients seen in 24 months	Total	Change since previous quarter
Quarter ending December 2016	8,920	
Quarter ending March 2017	8,732	↓
Quarter ending June 2017	8,751	→
Quarter ending September 2017	8,737	→
Quarter ending December 2017	8,670	→
<b>Variance since December 2016</b>	<b>(2.8%)</b>	<b>↓</b>



### ACTIVITY

Cumulative percentage of contracted UDA delivered 2017 & 2018



Month	Adjusted Scheduled Activity (UDA)	
	2017	2018
April	0	672
May	3,069	3,438
June	5,523	5,546
July	7,762	8,293
August	9,676	9,496
September	11,607	12,478
October	13,520	14,494
November	16,057	16,125
December	18,159	18,020
January	20,081	
February	21,862	
March	24,052	
April	24,989	
May	24,989	
June	24,989	

### QUALITY

	Quantity	Base Number	Contract	AT	Region	England
% of FP17s for the same patient ID Re-attending within 3 months - Children	180	2,073	8.7%	12.3%	12.9%	12.0%
% of FP17s for the same patient ID Re-attending within 3 months - Adults	879	5,500	16.0%	15.5%	16.5%	15.9%
% of FP17s for the same patient ID Re-attending between 3 & 9 months - Children	777	2,073	37.5%	54.7%	59.6%	58.0%
% of FP17s for the same patient ID Re-attending between 3 & 9 months - Adults	2,249	5,500	40.9%	50.6%	52.8%	50.5%
% of FP17s for Band 1 Urgent Courses	753	7,230	10.4%	8.8%	9.1%	9.0%
% of FP17s Relating to Free Repair or Replacements	157	7,230	2.2%	1.2%	1.0%	0.8%
% of FP17s Relating to Continuations	41	7,230	0.6%	1.5%	1.2%	1.1%
% of Patients satisfied with the dentistry they have received	12	13	92.3%	89.7%	91.6%	91.5%
% of Patients satisfied with the time they had to wait for an appointment	10	13	76.9%	86.6%	88.3%	87.9%

\* This is based on patients treated on this contract for their most recent course of treatment. Figures in italics indicate the base number of FP17s or Patient Questionnaire responses are less than 100. N/A is shown where the base number of responses is less than 10 during the period. % is calculated as Quantity/Base number\*100

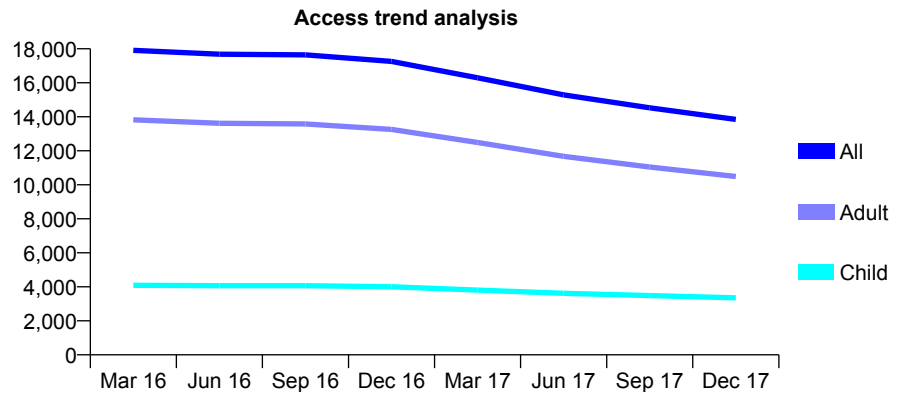
## Q45 - Vital Signs At a Glance Contract Report for 186007/0001 - December 2017

Name or company name	Hartlepool Dental Practice Partnership
Contract type name	GDS Contract
Purpose of contract	General
Contract start date	01/04/2014
Contract end date	

17/18 Contracted general activity (UDA)	60,590
Carry forward general activity (UDA)	0
17/18 Contracted orthodontic activity (UOA)	0
Carry forward orthodontic activity (UOA)	0
Baseline contract value	£1,404,825.37

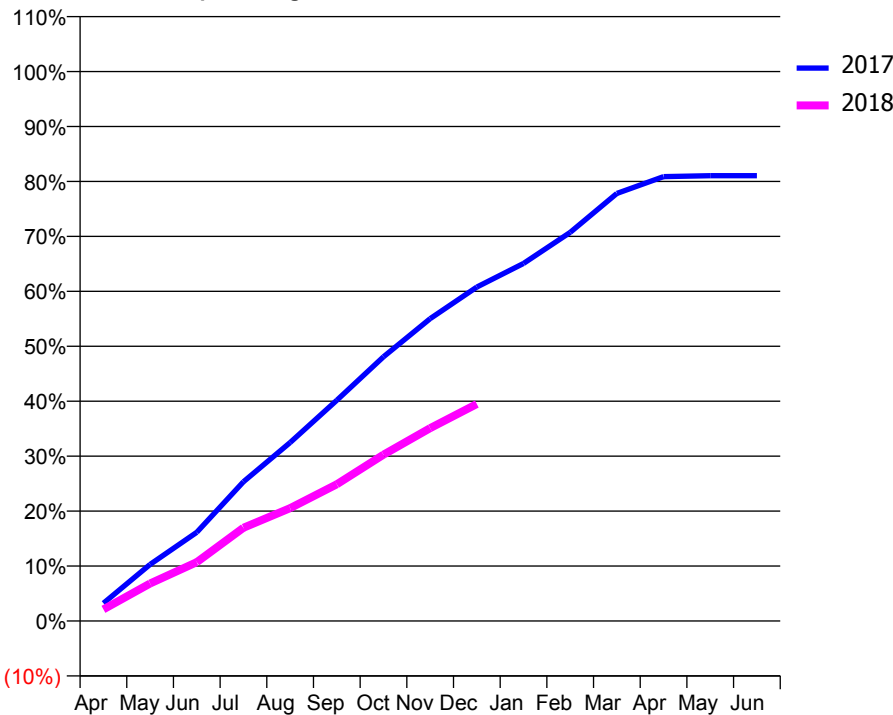
### ACCESS\*

Patients seen in 24 months	Total	Change since previous quarter
Quarter ending December 2016	17,260	
Quarter ending March 2017	16,297	↓
Quarter ending June 2017	15,289	↓
Quarter ending September 2017	14,533	↓
Quarter ending December 2017	13,847	↓
<b>Variance since December 2016</b>	<b>(19.8%)</b>	↓



### ACTIVITY

Cumulative percentage of contracted UDA delivered 2017 & 2018



Month	Adjusted Scheduled Activity (UDA)	
	2017	2018
April	1,721	1,293
May	5,471	4,137
June	8,579	6,492
July	13,460	10,278
August	17,243	12,453
September	21,333	15,073
October	25,528	18,339
November	29,218	21,263
December	32,265	23,924
January	34,552	
February	37,549	
March	41,307	
April	42,937	
May	43,022	
June	43,022	

### QUALITY

	Quantity	Base Number	Contract	AT	Region	England
% of FP17s for the same patient ID Re-attending within 3 months - Children	75	2,452	3.1%	12.3%	12.9%	12.0%
% of FP17s for the same patient ID Re-attending within 3 months - Adults	618	7,145	8.6%	15.5%	16.5%	15.9%
% of FP17s for the same patient ID Re-attending between 3 & 9 months - Children	874	2,452	35.6%	54.7%	59.6%	58.0%
% of FP17s for the same patient ID Re-attending between 3 & 9 months - Adults	3,423	7,145	47.9%	50.6%	52.8%	50.5%
% of FP17s for Band 1 Urgent Courses	211	9,026	2.3%	8.8%	9.1%	9.0%
% of FP17s Relating to Free Repair or Replacements	34	9,026	0.4%	1.2%	1.0%	0.8%
% of FP17s Relating to Continuations	91	9,026	1.0%	1.5%	1.2%	1.1%
% of Patients satisfied with the dentistry they have received	21	25	84.0%	89.7%	91.6%	91.5%
% of Patients satisfied with the time they had to wait for an appointment	19	25	76.0%	86.6%	88.3%	87.9%

\* This is based on patients treated on this contract for their most recent course of treatment. Figures in italics indicate the base number of FP17s or Patient Questionnaire responses are less than 100. N/A is shown where the base number of responses is less than 10 during the period. % is calculated as Quantity/Base number\*100

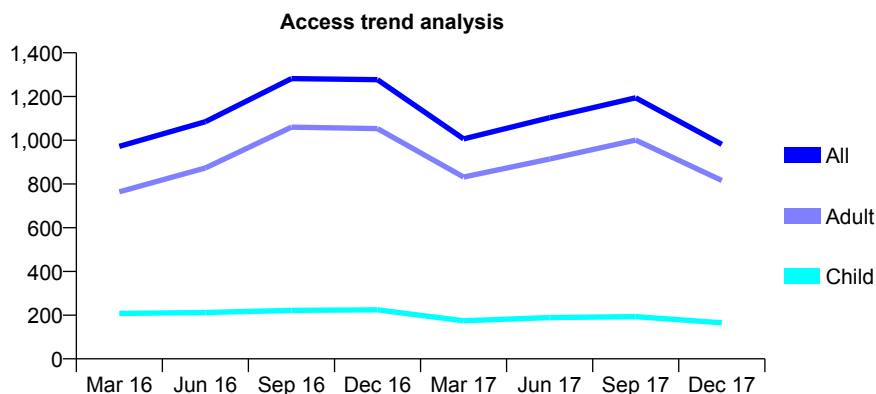
## Q45 - Vital Signs At a Glance Contract Report for 192589/0001 - December 2017

Name or company name	Novident Dental Practice
Contract type name	GDS Contract
Purpose of contract	General
Contract start date	01/11/2014
Contract end date	

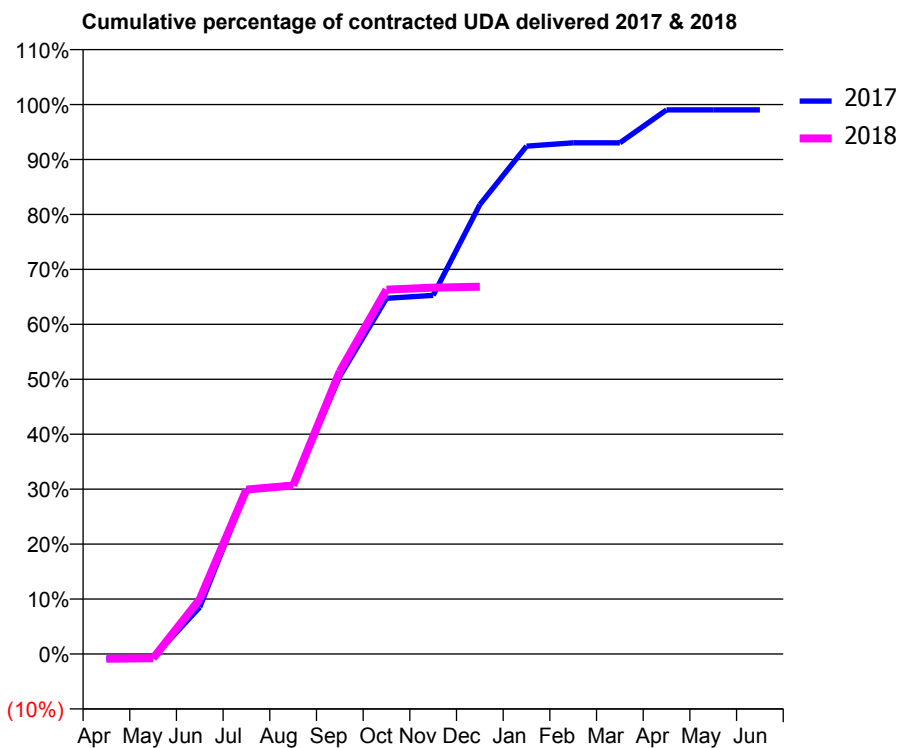
17/18 Contracted general activity (UDA)	3,500
Carry forward general activity (UDA)	34
17/18 Contracted orthodontic activity (UOA)	0
Carry forward orthodontic activity (UOA)	0
Baseline contract value	£76,004.99

### ACCESS\*

Patients seen in 24 months	Total	Change since previous quarter
Quarter ending December 2016	1,277	
Quarter ending March 2017	1,006	↓
Quarter ending June 2017	1,103	↑
Quarter ending September 2017	1,194	↑
Quarter ending December 2017	981	↓
<b>Variance since December 2016</b>	<b>(23.2%)</b>	<b>↓</b>



### ACTIVITY



Month	Adjusted Scheduled Activity (UDA)	
	2017	2018
April	-29	-31
May	-23	-28
June	299	350
July	1,045	1,048
August	1,081	1,073
September	1,769	1,800
October	2,266	2,321
November	2,285	2,334
December	2,862	2,340
January	3,235	
February	3,256	
March	3,256	
April	3,466	
May	3,466	
June	3,466	

### QUALITY

	Quantity	Base Number	Contract	AT	Region	England
% of FP17s for the same patient ID Re-attending within 3 months - Children	0	146	0.0%	12.3%	12.9%	12.0%
% of FP17s for the same patient ID Re-attending within 3 months - Adults	22	698	3.2%	15.5%	16.5%	15.9%
% of FP17s for the same patient ID Re-attending between 3 & 9 months - Children	19	146	13.0%	54.7%	59.6%	58.0%
% of FP17s for the same patient ID Re-attending between 3 & 9 months - Adults	64	698	9.2%	50.6%	52.8%	50.5%
% of FP17s for Band 1 Urgent Courses	14	782	1.8%	8.8%	9.1%	9.0%
% of FP17s Relating to Free Repair or Replacements	5	782	0.6%	1.2%	1.0%	0.8%
% of FP17s Relating to Continuations	6	782	0.8%	1.5%	1.2%	1.1%
% of Patients satisfied with the dentistry they have received	3	3	N/A	89.7%	91.6%	91.5%
% of Patients satisfied with the time they had to wait for an appointment	3	3	N/A	86.6%	88.3%	87.9%

\* This is based on patients treated on this contract for their most recent course of treatment. Figures in italics indicate the base number of FP17s or Patient Questionnaire responses are less than 100. N/A is shown where the base number of responses is less than 10 during the period. % is calculated as Quantity/Base number\*100

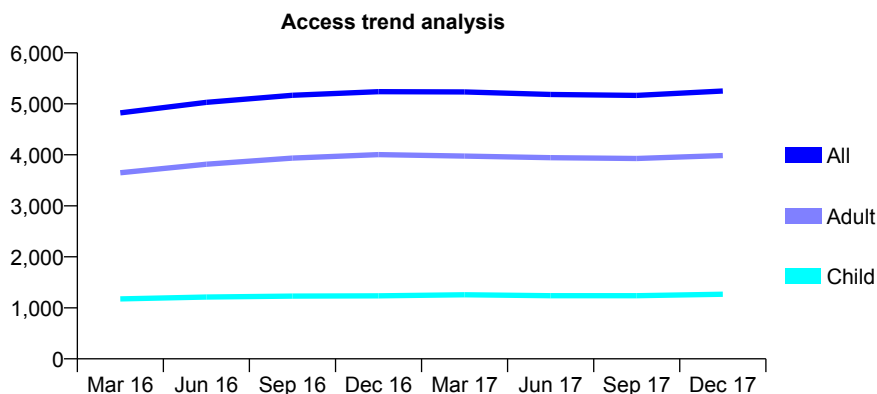
## Q45 - Vital Signs At a Glance Contract Report for 193771/0001 - December 2017

Name or company name	Thornaby Dental Centre
Contract type name	GDS Contract
Purpose of contract	General
Contract start date	01/01/2015
Contract end date	

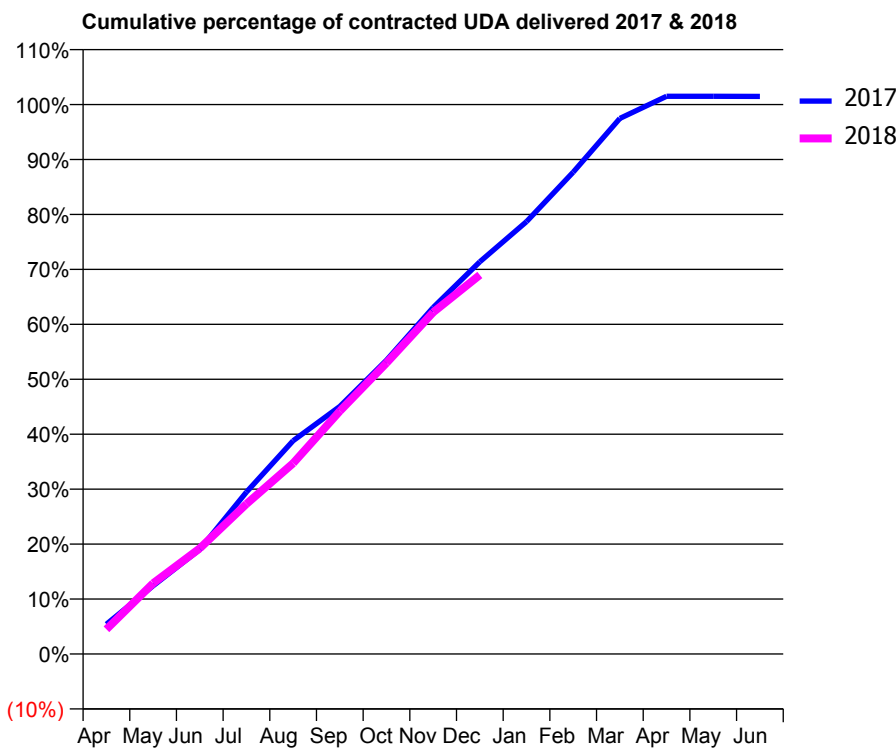
17/18 Contracted general activity (UDA)	20,325
Carry forward general activity (UDA)	-301
17/18 Contracted orthodontic activity (UOA)	0
Carry forward orthodontic activity (UOA)	0
Baseline contract value	£443,598.09

### ACCESS\*

Patients seen in 24 months	Total	Change since previous quarter
Quarter ending December 2016	5,239	
Quarter ending March 2017	5,232	→
Quarter ending June 2017	5,183	→
Quarter ending September 2017	5,165	→
Quarter ending December 2017	5,252	→
<b>Variance since December 2016</b>	<b>0.2%</b>	<b>→</b>



### ACTIVITY



Month	Adjusted Scheduled Activity (UDA)	
	2017	2018
April	1,103	914
May	2,521	2,617
June	3,869	3,910
July	5,988	5,553
August	7,890	7,058
September	9,159	8,986
October	10,869	10,767
November	12,817	12,638
December	14,506	14,019
January	15,992	
February	17,822	
March	19,812	
April	20,627	
May	20,629	
June	20,626	

### QUALITY

	Quantity	Base Number	Contract	AT	Region	England
% of FP17s for the same patient ID Re-attending within 3 months - Children	89	1,498	5.9%	12.3%	12.9%	12.0%
% of FP17s for the same patient ID Re-attending within 3 months - Adults	741	5,011	14.8%	15.5%	16.5%	15.9%
% of FP17s for the same patient ID Re-attending between 3 & 9 months - Children	917	1,498	61.2%	54.7%	59.6%	58.0%
% of FP17s for the same patient ID Re-attending between 3 & 9 months - Adults	3,205	5,011	64.0%	50.6%	52.8%	50.5%
% of FP17s for Band 1 Urgent Courses	122	6,175	2.0%	8.8%	9.1%	9.0%
% of FP17s Relating to Free Repair or Replacements	72	6,175	1.2%	1.2%	1.0%	0.8%
% of FP17s Relating to Continuations	204	6,175	3.3%	1.5%	1.2%	1.1%
% of Patients satisfied with the dentistry they have received	19	21	90.5%	89.7%	91.6%	91.5%
% of Patients satisfied with the time they had to wait for an appointment	18	21	85.7%	86.6%	88.3%	87.9%

\* This is based on patients treated on this contract for their most recent course of treatment. Figures in italics indicate the base number of FP17s or Patient Questionnaire responses are less than 100. N/A is shown where the base number of responses is less than 10 during the period. % is calculated as Quantity/Base number\*100

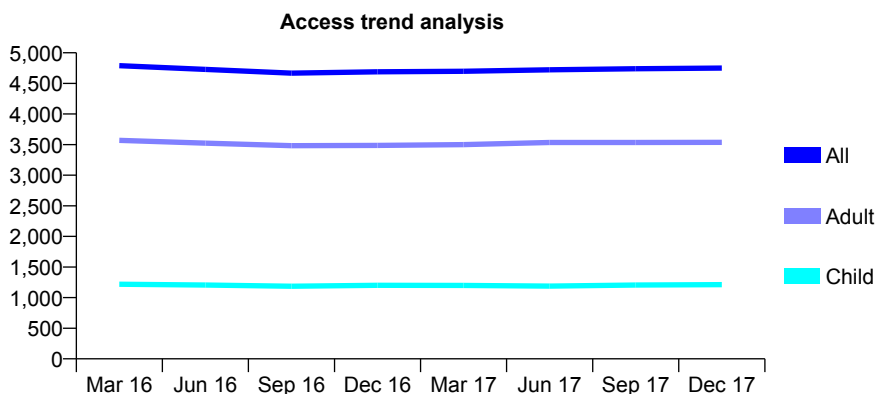
## Q45 - Vital Signs At a Glance Contract Report for 194344/0001 - December 2017

Name or company name	N & N Dental Group
Contract type name	GDS Contract
Purpose of contract	General
Contract start date	02/04/2013
Contract end date	

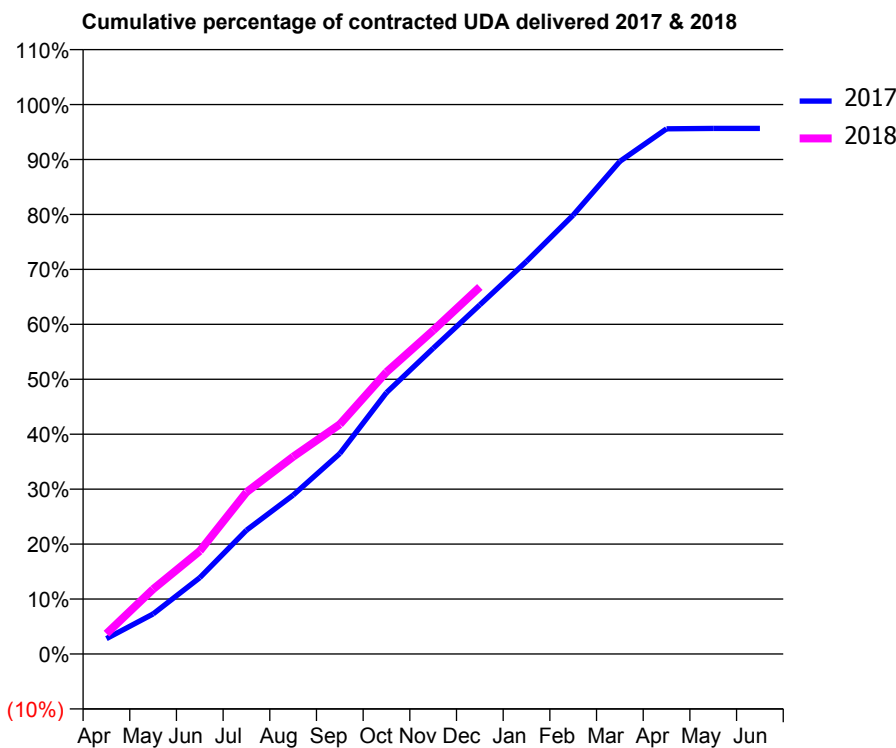
17/18 Contracted general activity (UDA)	13,000
Carry forward general activity (UDA)	0
17/18 Contracted orthodontic activity (UOA)	0
Carry forward orthodontic activity (UOA)	0
Baseline contract value	£409,307.19

### ACCESS\*

Patients seen in 24 months	Total	Change since previous quarter
Quarter ending December 2016	4,689	
Quarter ending March 2017	4,699	→
Quarter ending June 2017	4,723	→
Quarter ending September 2017	4,740	→
Quarter ending December 2017	4,750	→
<b>Variance since December 2016</b>	<b>1.3%</b>	<b>→</b>



### ACTIVITY



Month	Adjusted Scheduled Activity (UDA)	
	2017	2018
April	366	481
May	948	1,535
June	1,806	2,436
July	2,928	3,828
August	3,759	4,667
September	4,744	5,434
October	6,186	6,670
November	7,231	7,653
December	8,260	8,682
January	9,288	
February	10,385	
March	11,654	
April	12,426	
May	12,433	
June	12,433	

### QUALITY

	Quantity	Base Number	Contract	AT	Region	England
% of FP17s for the same patient ID Re-attending within 3 months - Children	75	1,147	6.5%	12.3%	12.9%	12.0%
% of FP17s for the same patient ID Re-attending within 3 months - Adults	376	3,060	12.3%	15.5%	16.5%	15.9%
% of FP17s for the same patient ID Re-attending between 3 & 9 months - Children	554	1,147	48.3%	54.7%	59.6%	58.0%
% of FP17s for the same patient ID Re-attending between 3 & 9 months - Adults	1,336	3,060	43.7%	50.6%	52.8%	50.5%
% of FP17s for Band 1 Urgent Courses	356	3,952	9.0%	8.8%	9.1%	9.0%
% of FP17s Relating to Free Repair or Replacements	61	3,952	1.5%	1.2%	1.0%	0.8%
% of FP17s Relating to Continuations	66	3,952	1.7%	1.5%	1.2%	1.1%
% of Patients satisfied with the dentistry they have received	7	9	N/A	89.7%	91.6%	91.5%
% of Patients satisfied with the time they had to wait for an appointment	8	9	N/A	86.6%	88.3%	87.9%

\* This is based on patients treated on this contract for their most recent course of treatment. Figures in italics indicate the base number of FP17s or Patient Questionnaire responses are less than 100. N/A is shown where the base number of responses is less than 10 during the period. % is calculated as Quantity/Base number\*100

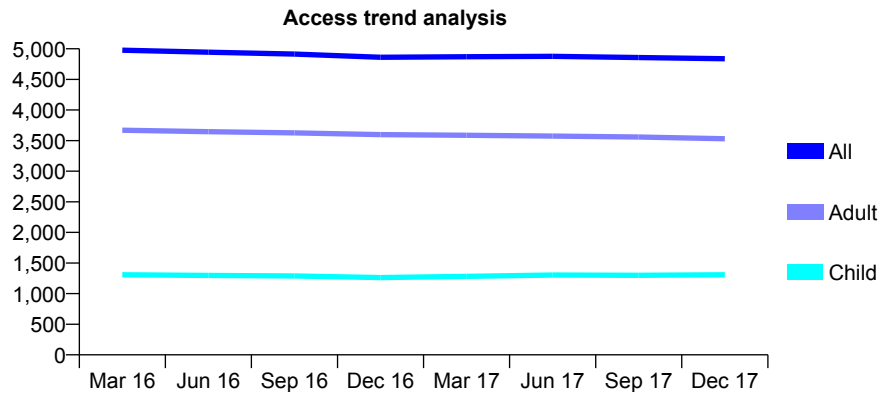
## Q45 - Vital Signs At a Glance Contract Report for 195278/0001 - December 2017

Name or company name	The Grainger Stockton, Birtley and Stanley
Contract type name	GDS Contract
Purpose of contract	General
Contract start date	01/02/2014
Contract end date	

17/18 Contracted general activity (UDA)	13,053
Carry forward general activity (UDA)	-257
17/18 Contracted orthodontic activity (UOA)	0
Carry forward orthodontic activity (UOA)	0
Baseline contract value	£395,412.22

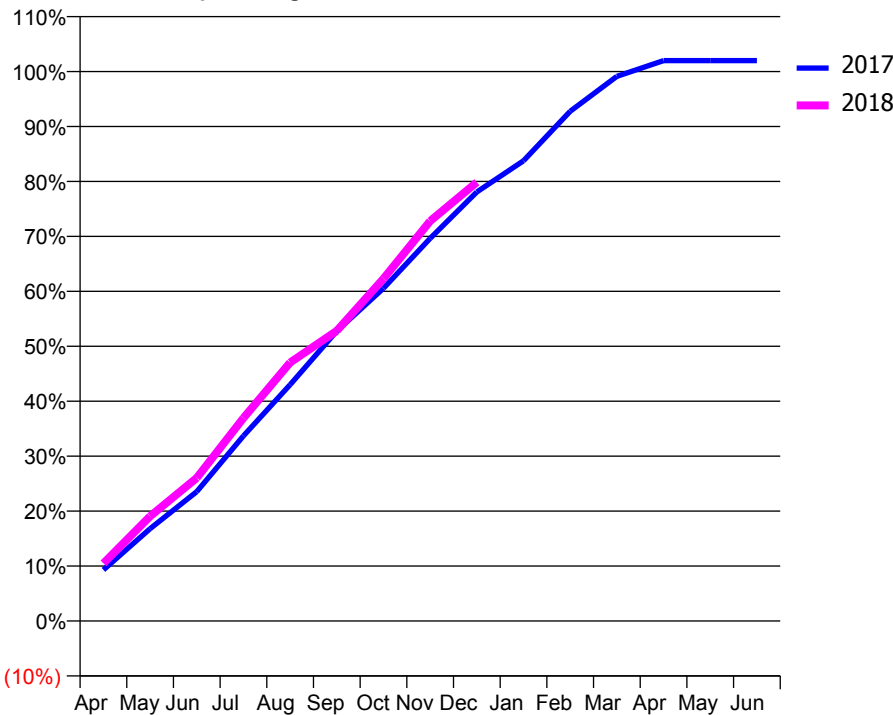
### ACCESS\*

Patients seen in 24 months	Total	Change since previous quarter
Quarter ending December 2016	4,862	
Quarter ending March 2017	4,870	→
Quarter ending June 2017	4,877	→
Quarter ending September 2017	4,858	→
Quarter ending December 2017	4,838	→
<b>Variance since December 2016</b>	<b>(0.5%)</b>	→



### ACTIVITY

Cumulative percentage of contracted UDA delivered 2017 & 2018



Month	Adjusted Scheduled Activity (UDA)	
	2017	2018
April	1,214	1,369
May	2,195	2,487
June	3,073	3,399
July	4,398	4,823
August	5,615	6,142
September	6,888	6,894
October	7,906	8,131
November	9,091	9,502
December	10,192	10,424
January	10,933	
February	12,107	
March	12,936	
April	13,310	
May	13,310	
June	13,310	

### QUALITY

	Quantity	Base Number	Contract	AT	Region	England
% of FP17s for the same patient ID Re-attending within 3 months - Children	22	1,269	1.7%	12.3%	12.9%	12.0%
% of FP17s for the same patient ID Re-attending within 3 months - Adults	252	3,348	7.5%	15.5%	16.5%	15.9%
% of FP17s for the same patient ID Re-attending between 3 & 9 months - Children	696	1,269	54.8%	54.7%	59.6%	58.0%
% of FP17s for the same patient ID Re-attending between 3 & 9 months - Adults	1,915	3,348	57.2%	50.6%	52.8%	50.5%
% of FP17s for Band 1 Urgent Courses	94	4,427	2.1%	8.8%	9.1%	9.0%
% of FP17s Relating to Free Repair or Replacements	7	4,427	0.2%	1.2%	1.0%	0.8%
% of FP17s Relating to Continuations	28	4,427	0.6%	1.5%	1.2%	1.1%
% of Patients satisfied with the dentistry they have received	9	11	81.8%	89.7%	91.6%	91.5%
% of Patients satisfied with the time they had to wait for an appointment	10	11	90.9%	86.6%	88.3%	87.9%

\* This is based on patients treated on this contract for their most recent course of treatment. Figures in italics indicate the base number of FP17s or Patient Questionnaire responses are less than 100. N/A is shown where the base number of responses is less than 10 during the period. % is calculated as Quantity/Base number\*100



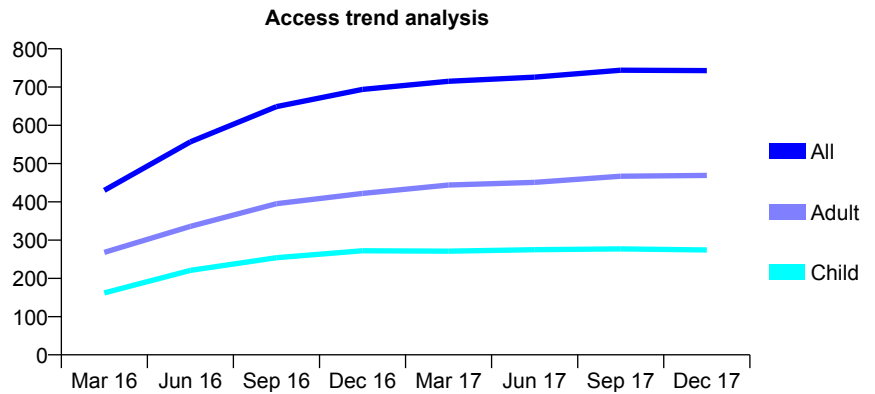
## Q45 - Vital Signs At a Glance Contract Report for 198005/0001 - December 2017

Name or company name	Stoney Field Dental Practice
Contract type name	GDS Contract
Purpose of contract	General
Contract start date	01/11/2015
Contract end date	

17/18 Contracted general activity (UDA)	2,853
Carry forward general activity (UDA)	0
17/18 Contracted orthodontic activity (UOA)	0
Carry forward orthodontic activity (UOA)	0
Baseline contract value	£81,623.70

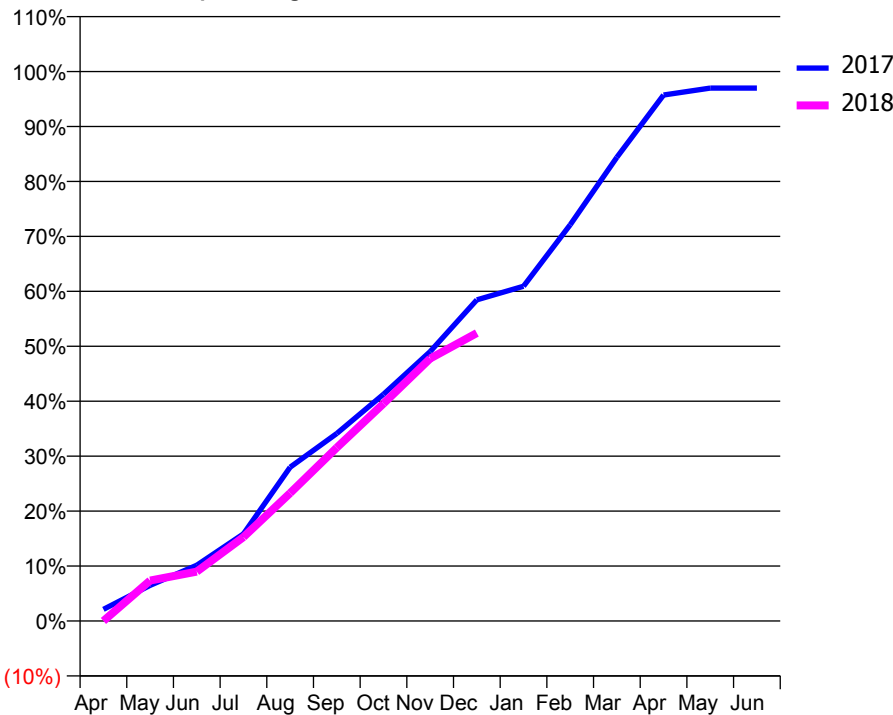
### ACCESS\*

Patients seen in 24 months	Total	Change since previous quarter
Quarter ending December 2016	694	
Quarter ending March 2017	715	↑
Quarter ending June 2017	726	→
Quarter ending September 2017	744	↑
Quarter ending December 2017	743	→
<b>Variance since December 2016</b>	<b>7.1%</b>	<b>↑</b>



### ACTIVITY

Cumulative percentage of contracted UDA delivered 2017 & 2018



Month	Adjusted Scheduled Activity (UDA)	
	2017	2018
April	61	0
May	185	210
June	290	256
July	452	436
August	798	664
September	974	900
October	1,178	1,129
November	1,399	1,363
December	1,667	1,495
January	1,738	
February	2,058	
March	2,408	
April	2,731	
May	2,767	
June	2,767	

### QUALITY

	Quantity	Base Number	Contract	AT	Region	England
% of FP17s for the same patient ID Re-attending within 3 months - Children	10	275	3.6%	12.3%	12.9%	12.0%
% of FP17s for the same patient ID Re-attending within 3 months - Adults	30	383	7.8%	15.5%	16.5%	15.9%
% of FP17s for the same patient ID Re-attending between 3 & 9 months - Children	177	275	64.4%	54.7%	59.6%	58.0%
% of FP17s for the same patient ID Re-attending between 3 & 9 months - Adults	238	383	62.1%	50.6%	52.8%	50.5%
% of FP17s for Band 1 Urgent Courses	20	584	3.4%	8.8%	9.1%	9.0%
% of FP17s Relating to Free Repair or Replacements	5	584	0.9%	1.2%	1.0%	0.8%
% of FP17s Relating to Continuations	9	584	1.5%	1.5%	1.2%	1.1%
% of Patients satisfied with the dentistry they have received	2	2	N/A	89.7%	91.6%	91.5%
% of Patients satisfied with the time they had to wait for an appointment	2	2	N/A	86.6%	88.3%	87.9%

\* This is based on patients treated on this contract for their most recent course of treatment. Figures in italics indicate the base number of FP17s or Patient Questionnaire responses are less than 100. N/A is shown where the base number of responses is less than 10 during the period. % is calculated as Quantity/Base number\*100

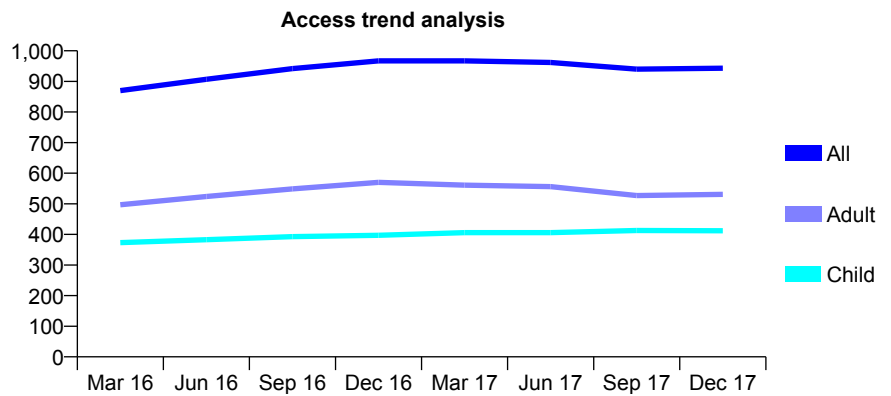
## Q45 - Vital Signs At a Glance Contract Report for 199788/0001 - December 2017

Name or company name	Alan Lam Family Dental Practice Ltd.
Contract type name	GDS Contract
Purpose of contract	General
Contract start date	01/04/2009
Contract end date	

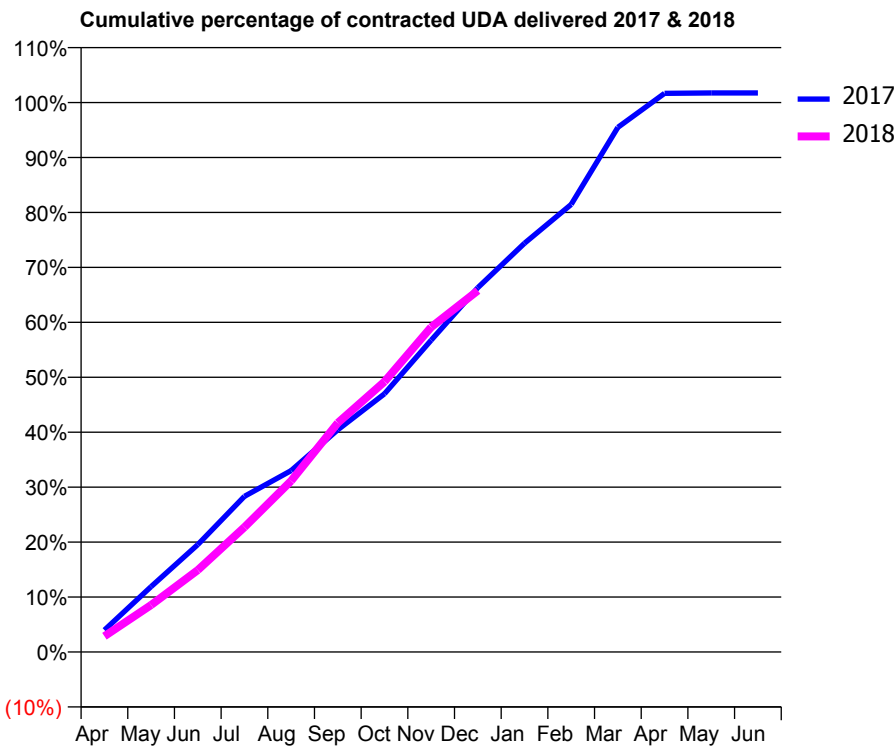
17/18 Contracted general activity (UDA)	2,228
Carry forward general activity (UDA)	-39
17/18 Contracted orthodontic activity (UOA)	0
Carry forward orthodontic activity (UOA)	0
Baseline contract value	£47,675.02

### ACCESS\*

Patients seen in 24 months	Total	Change since previous quarter
Quarter ending December 2016	967	
Quarter ending March 2017	967	→
Quarter ending June 2017	962	→
Quarter ending September 2017	940	↓
Quarter ending December 2017	943	→
<b>Variance since December 2016</b>	<b>(2.5%)</b>	<b>↓</b>



### ACTIVITY



Month	Adjusted Scheduled Activity (UDA)	
	2017	2018
April	89	64
May	265	191
June	436	332
July	631	506
August	736	694
September	901	929
October	1,047	1,096
November	1,264	1,318
December	1,477	1,466
January	1,657	
February	1,815	
March	2,127	
April	2,265	
May	2,267	
June	2,267	

### QUALITY

	Quantity	Base Number	Contract	AT	Region	England
% of FP17s for the same patient ID Re-attending within 3 months - Children	25	405	6.2%	12.3%	12.9%	12.0%
% of FP17s for the same patient ID Re-attending within 3 months - Adults	47	443	10.6%	15.5%	16.5%	15.9%
% of FP17s for the same patient ID Re-attending between 3 & 9 months - Children	205	405	50.6%	54.7%	59.6%	58.0%
% of FP17s for the same patient ID Re-attending between 3 & 9 months - Adults	203	443	45.8%	50.6%	52.8%	50.5%
% of FP17s for Band 1 Urgent Courses	44	781	5.6%	8.8%	9.1%	9.0%
% of FP17s Relating to Free Repair or Replacements	3	781	0.4%	1.2%	1.0%	0.8%
% of FP17s Relating to Continuations	3	781	0.4%	1.5%	1.2%	1.1%
% of Patients satisfied with the dentistry they have received	3	3	N/A	89.7%	91.6%	91.5%
% of Patients satisfied with the time they had to wait for an appointment	3	3	N/A	86.6%	88.3%	87.9%

\* This is based on patients treated on this contract for their most recent course of treatment. Figures in italics indicate the base number of FP17s or Patient Questionnaire responses are less than 100. N/A is shown where the base number of responses is less than 10 during the period. % is calculated as Quantity/Base number\*100

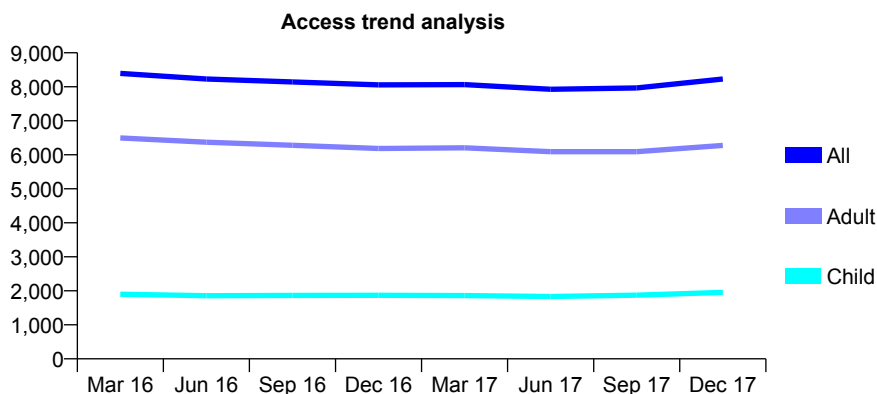
## Q45 - Vital Signs At a Glance Contract Report for 203505/0003 - December 2017

Name or company name	Bentley Mathieson Dentalcare
Contract type name	GDS Contract
Purpose of contract	General
Contract start date	19/12/2011
Contract end date	

17/18 Contracted general activity (UDA)	34,821
Carry forward general activity (UDA)	0
17/18 Contracted orthodontic activity (UOA)	0
Carry forward orthodontic activity (UOA)	0
Baseline contract value	£869,836.56

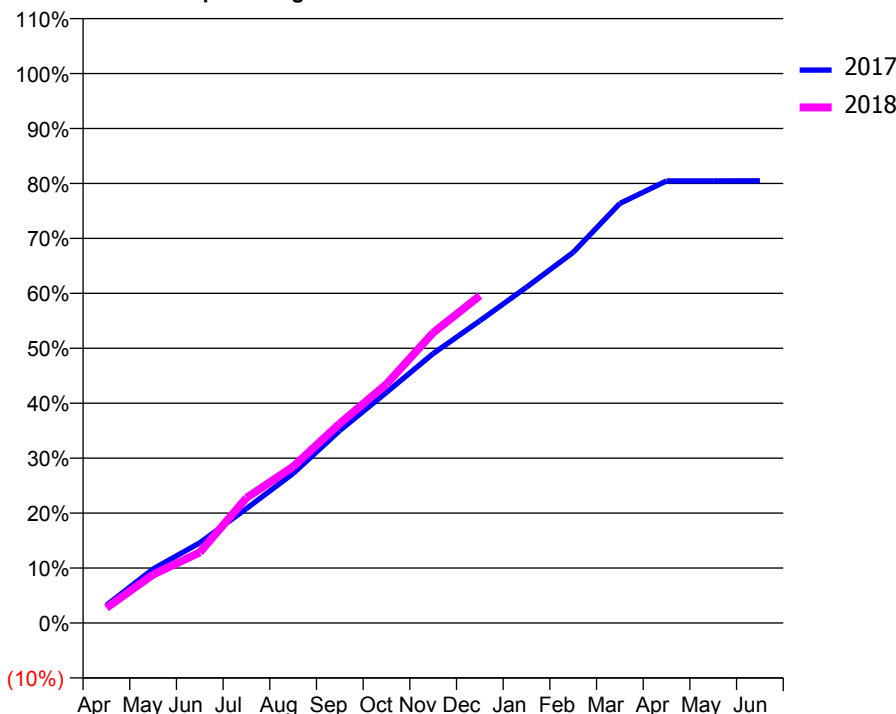
### ACCESS\*

Patients seen in 24 months	Total	Change since previous quarter
Quarter ending December 2016	8,055	
Quarter ending March 2017	8,066	→
Quarter ending June 2017	7,929	↓
Quarter ending September 2017	7,966	→
Quarter ending December 2017	8,231	↑
<b>Variance since December 2016</b>	<b>2.2%</b>	<b>↑</b>



### ACTIVITY

Cumulative percentage of contracted UDA delivered 2017 & 2018



Month	Adjusted Scheduled Activity (UDA)	
	2017	2018
April	1,126	961
May	3,425	3,072
June	5,086	4,475
July	7,257	7,933
August	9,477	9,905
September	12,194	12,646
October	14,618	15,136
November	17,070	18,403
December	19,155	20,737
January	21,279	
February	23,484	
March	26,587	
April	28,020	
May	28,020	
June	28,023	

### QUALITY

	Quantity	Base Number	Contract	AT	Region	England
% of FP17s for the same patient ID Re-attending within 3 months - Children	149	1,752	8.5%	12.3%	12.9%	12.0%
% of FP17s for the same patient ID Re-attending within 3 months - Adults	1,018	5,589	18.2%	15.5%	16.5%	15.9%
% of FP17s for the same patient ID Re-attending between 3 & 9 months - Children	758	1,752	43.3%	54.7%	59.6%	58.0%
% of FP17s for the same patient ID Re-attending between 3 & 9 months - Adults	2,161	5,589	38.7%	50.6%	52.8%	50.5%
% of FP17s for Band 1 Urgent Courses	790	6,917	11.4%	8.8%	9.1%	9.0%
% of FP17s Relating to Free Repair or Replacements	79	6,917	1.1%	1.2%	1.0%	0.8%
% of FP17s Relating to Continuations	185	6,917	2.7%	1.5%	1.2%	1.1%
% of Patients satisfied with the dentistry they have received	18	19	94.7%	89.7%	91.6%	91.5%
% of Patients satisfied with the time they had to wait for an appointment	16	19	84.2%	86.6%	88.3%	87.9%

\* This is based on patients treated on this contract for their most recent course of treatment. Figures in italics indicate the base number of FP17s or Patient Questionnaire responses are less than 100. N/A is shown where the base number of responses is less than 10 during the period. % is calculated as Quantity/Base number\*100

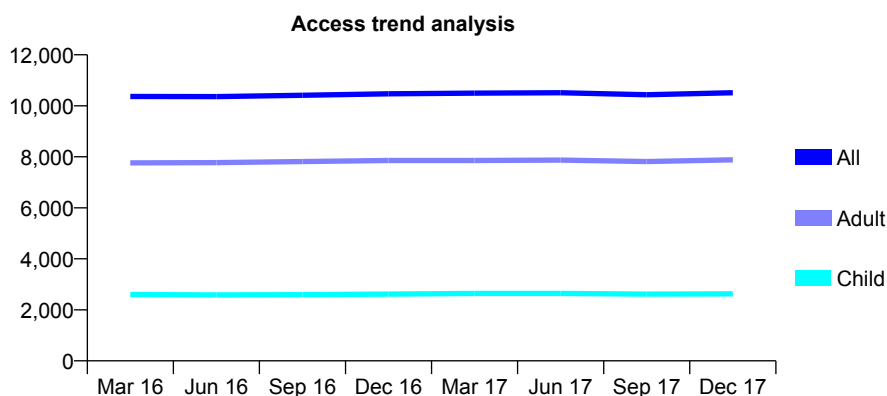
## Q45 - Vital Signs At a Glance Contract Report for 209384/0001 - December 2017

Name or company name	MISS L POWELL
Contract type name	GDS Contract
Purpose of contract	General
Contract start date	01/04/2006
Contract end date	

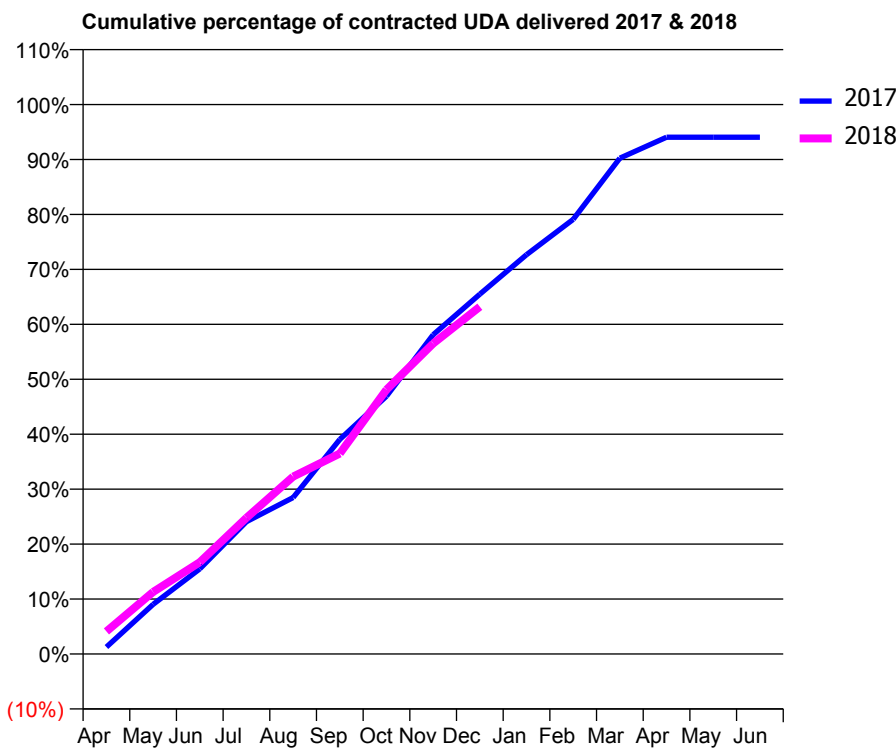
17/18 Contracted general activity (UDA)	30,026
Carry forward general activity (UDA)	0
17/18 Contracted orthodontic activity (UOA)	0
Carry forward orthodontic activity (UOA)	0
Baseline contract value	£694,602.66

### ACCESS\*

Patients seen in 24 months	Total	Change since previous quarter
Quarter ending December 2016	10,473	
Quarter ending March 2017	10,496	→
Quarter ending June 2017	10,513	→
Quarter ending September 2017	10,433	→
Quarter ending December 2017	10,510	→
<b>Variance since December 2016</b>	<b>0.4%</b>	<b>→</b>



### ACTIVITY



Month	Adjusted Scheduled Activity (UDA)	
	2017	2018
April	383	1,237
May	2,712	3,394
June	4,653	5,020
July	7,233	7,446
August	8,553	9,694
September	11,726	10,954
October	14,091	14,447
November	17,447	16,966
December	19,664	18,978
January	21,818	
February	23,749	
March	27,091	
April	28,236	
May	28,241	
June	28,241	

### QUALITY

	Quantity	Base Number	Contract	AT	Region	England
% of FP17s for the same patient ID Re-attending within 3 months - Children	429	3,258	13.2%	12.3%	12.9%	12.0%
% of FP17s for the same patient ID Re-attending within 3 months - Adults	1,530	8,287	18.5%	15.5%	16.5%	15.9%
% of FP17s for the same patient ID Re-attending between 3 & 9 months - Children	1,791	3,258	55.0%	54.7%	59.6%	58.0%
% of FP17s for the same patient ID Re-attending between 3 & 9 months - Adults	4,067	8,287	49.1%	50.6%	52.8%	50.5%
% of FP17s for Band 1 Urgent Courses	1,508	10,579	14.3%	8.8%	9.1%	9.0%
% of FP17s Relating to Free Repair or Replacements	106	10,579	1.0%	1.2%	1.0%	0.8%
% of FP17s Relating to Continuations	51	10,579	0.5%	1.5%	1.2%	1.1%
% of Patients satisfied with the dentistry they have received	8	10	80.0%	89.7%	91.6%	91.5%
% of Patients satisfied with the time they had to wait for an appointment	7	10	70.0%	86.6%	88.3%	87.9%

\* This is based on patients treated on this contract for their most recent course of treatment. Figures in italics indicate the base number of FP17s or Patient Questionnaire responses are less than 100. N/A is shown where the base number of responses is less than 10 during the period. % is calculated as Quantity/Base number\*100

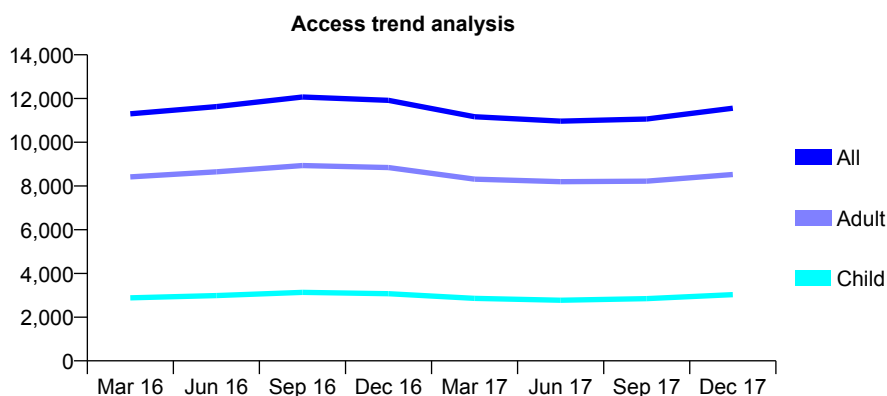
## Q45 - Vital Signs At a Glance Contract Report for 210129/0001 - December 2017

Name or company name	Mr B Johnson and Ms F Beaty
Contract type name	GDS Contract
Purpose of contract	General and Orthodontic
Contract start date	01/04/2006
Contract end date	

17/18 Contracted general activity (UDA)	32,845
Carry forward general activity (UDA)	-657
17/18 Contracted orthodontic activity (UOA)	316
Carry forward orthodontic activity (UOA)	0
Baseline contract value	£1,061,484.45

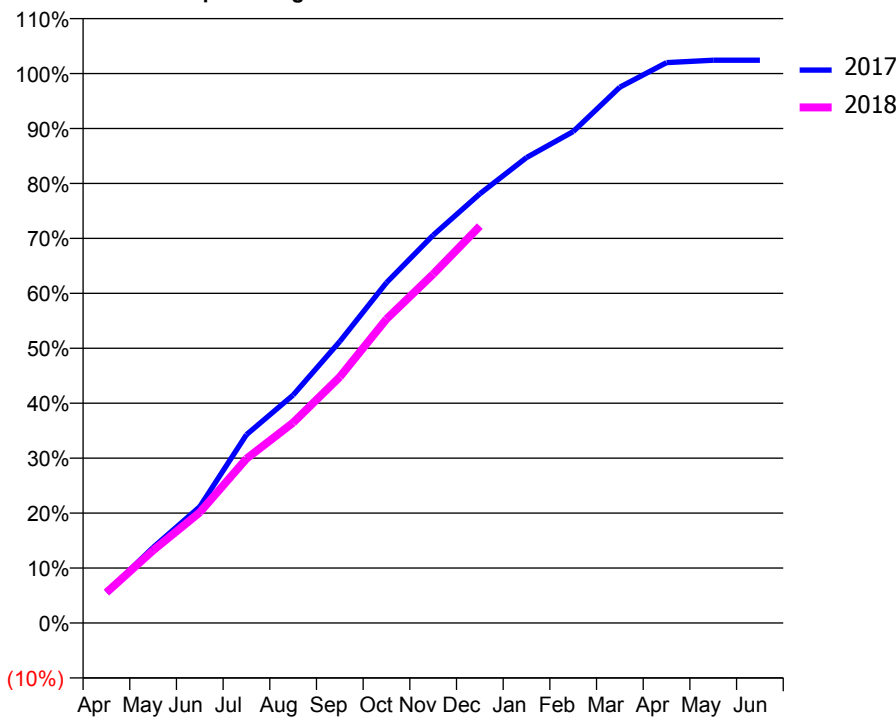
### ACCESS\*

Patients seen in 24 months	Total	Change since previous quarter
Quarter ending December 2016	11,914	
Quarter ending March 2017	11,169	↓
Quarter ending June 2017	10,966	↓
Quarter ending September 2017	11,065	→
Quarter ending December 2017	11,555	↑
<b>Variance since December 2016</b>	<b>(3.0%)</b>	<b>↓</b>



### ACTIVITY

Cumulative percentage of contracted UDA delivered 2017 & 2018



Month	Adjusted Scheduled Activity (UDA)	
	2017	2018
April	1,830	1,817
May	4,518	4,339
June	6,954	6,611
July	11,257	9,826
August	13,622	11,976
September	16,830	14,712
October	20,345	18,172
November	23,184	20,851
December	25,650	23,722
January	27,820	
February	29,374	
March	32,032	
April	33,498	
May	33,639	
June	33,639	

### QUALITY

	Quantity	Base Number	Contract	AT	Region	England
% of FP17s for the same patient ID Re-attending within 3 months - Children	162	2,796	5.8%	12.3%	12.9%	12.0%
% of FP17s for the same patient ID Re-attending within 3 months - Adults	919	7,077	13.0%	15.5%	16.5%	15.9%
% of FP17s for the same patient ID Re-attending between 3 & 9 months - Children	1,043	2,796	37.3%	54.7%	59.6%	58.0%
% of FP17s for the same patient ID Re-attending between 3 & 9 months - Adults	2,439	7,077	34.5%	50.6%	52.8%	50.5%
% of FP17s for Band 1 Urgent Courses	584	8,685	6.7%	8.8%	9.1%	9.0%
% of FP17s Relating to Free Repair or Replacements	114	8,685	1.3%	1.2%	1.0%	0.8%
% of FP17s Relating to Continuations	163	8,685	1.9%	1.5%	1.2%	1.1%
% of Patients satisfied with the dentistry they have received	8	8	N/A	89.7%	91.6%	91.5%
% of Patients satisfied with the time they had to wait for an appointment	8	8	N/A	86.6%	88.3%	87.9%

\* This is based on patients treated on this contract for their most recent course of treatment. Figures in italics indicate the base number of FP17s or Patient Questionnaire responses are less than 100. N/A is shown where the base number of responses is less than 10 during the period. % is calculated as Quantity/Base number\*100

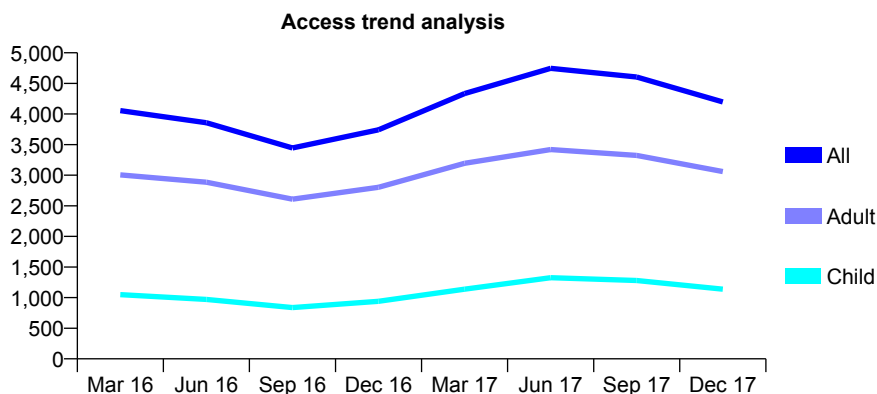
## Q45 - Vital Signs At a Glance Contract Report for 210129/0003 - December 2017

Name or company name	Mr B Johnson, Ms F Beaty and Mr A Quinn
Contract type name	GDS Contract
Purpose of contract	General
Contract start date	02/04/2013
Contract end date	

17/18 Contracted general activity (UDA)	9,717
Carry forward general activity (UDA)	-194
17/18 Contracted orthodontic activity (UOA)	0
Carry forward orthodontic activity (UOA)	0
Baseline contract value	£272,269.01

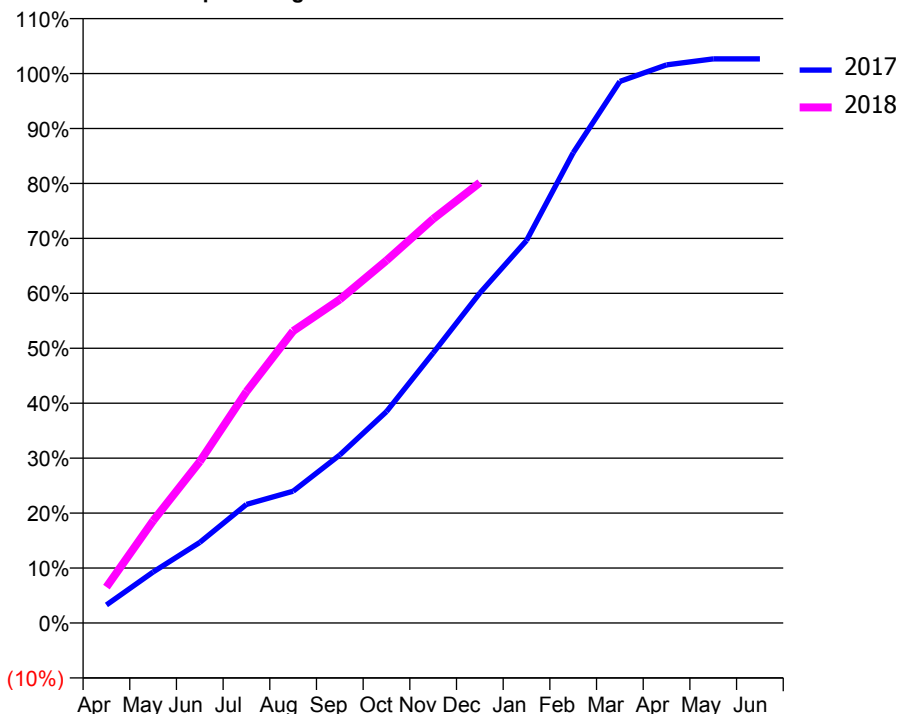
### ACCESS\*

Patients seen in 24 months	Total	Change since previous quarter
Quarter ending December 2016	3,742	
Quarter ending March 2017	4,335	↑
Quarter ending June 2017	4,746	↑
Quarter ending September 2017	4,604	↓
Quarter ending December 2017	4,198	↓
<b>Variance since December 2016</b>	<b>12.2%</b>	<b>↑</b>



### ACTIVITY

Cumulative percentage of contracted UDA delivered 2017 & 2018



Month	Adjusted Scheduled Activity (UDA)	
	2017	2018
April	320	636
May	903	1,808
June	1,425	2,854
July	2,097	4,092
August	2,330	5,162
September	2,971	5,723
October	3,738	6,410
November	4,776	7,146
December	5,836	7,787
January	6,765	
February	8,316	
March	9,578	
April	9,868	
May	9,976	
June	9,976	

### QUALITY

	Quantity	Base Number	Contract	AT	Region	England
% of FP17s for the same patient ID Re-attending within 3 months - Children	67	1,184	5.7%	12.3%	12.9%	12.0%
% of FP17s for the same patient ID Re-attending within 3 months - Adults	260	2,650	9.8%	15.5%	16.5%	15.9%
% of FP17s for the same patient ID Re-attending between 3 & 9 months - Children	425	1,184	35.9%	54.7%	59.6%	58.0%
% of FP17s for the same patient ID Re-attending between 3 & 9 months - Adults	806	2,650	30.4%	50.6%	52.8%	50.5%
% of FP17s for Band 1 Urgent Courses	354	3,661	9.7%	8.8%	9.1%	9.0%
% of FP17s Relating to Free Repair or Replacements	26	3,661	0.7%	1.2%	1.0%	0.8%
% of FP17s Relating to Continuations	37	3,661	1.0%	1.5%	1.2%	1.1%
% of Patients satisfied with the dentistry they have received	10	10	100.0%	89.7%	91.6%	91.5%
% of Patients satisfied with the time they had to wait for an appointment	9	10	90.0%	86.6%	88.3%	87.9%

\* This is based on patients treated on this contract for their most recent course of treatment. Figures in italics indicate the base number of FP17s or Patient Questionnaire responses are less than 100. N/A is shown where the base number of responses is less than 10 during the period. % is calculated as Quantity/Base number\*100

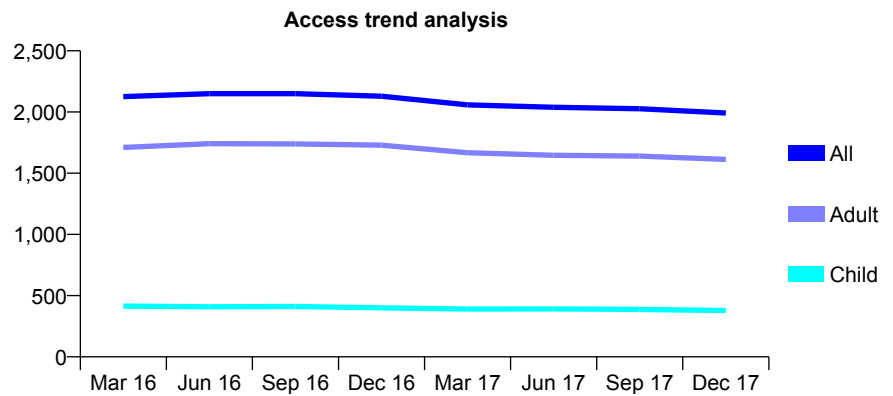
## Q45 - Vital Signs At a Glance Contract Report for 214116/0001 - December 2017

Name or company name	Mr Saad Al Haboubi
Contract type name	GDS Contract
Purpose of contract	General
Contract start date	01/04/2006
Contract end date	

17/18 Contracted general activity (UDA)	6,330
Carry forward general activity (UDA)	-124
17/18 Contracted orthodontic activity (UOA)	0
Carry forward orthodontic activity (UOA)	0
Baseline contract value	£156,223.46

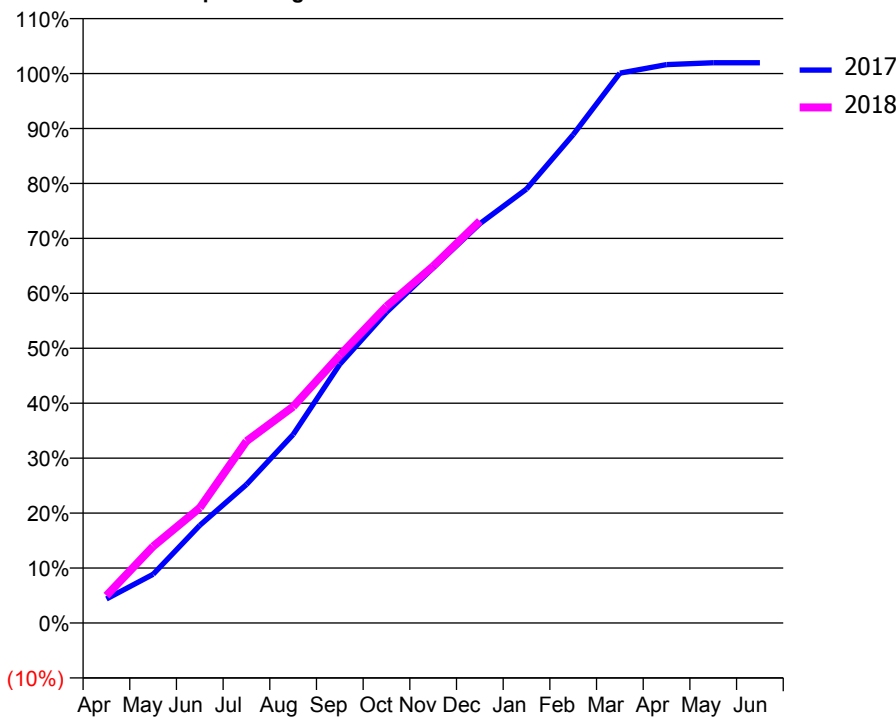
### ACCESS\*

Patients seen in 24 months	Total	Change since previous quarter
Quarter ending December 2016	2,129	
Quarter ending March 2017	2,058	↓
Quarter ending June 2017	2,039	→
Quarter ending September 2017	2,027	→
Quarter ending December 2017	1,992	↓
<b>Variance since December 2016</b>	<b>(6.4%)</b>	<b>↓</b>



### ACTIVITY

Cumulative percentage of contracted UDA delivered 2017 & 2018



Month	Adjusted Scheduled Activity (UDA)	
	2017	2018
April	277	315
May	562	882
June	1,125	1,326
July	1,595	2,095
August	2,172	2,493
September	2,981	3,084
October	3,581	3,648
November	4,091	4,110
December	4,599	4,630
January	4,999	
February	5,627	
March	6,335	
April	6,432	
May	6,454	
June	6,454	

### QUALITY

	Quantity	Base Number	Contract	AT	Region	England
% of FP17s for the same patient ID Re-attending within 3 months - Children	26	464	5.6%	12.3%	12.9%	12.0%
% of FP17s for the same patient ID Re-attending within 3 months - Adults	204	1,759	11.6%	15.5%	16.5%	15.9%
% of FP17s for the same patient ID Re-attending between 3 & 9 months - Children	320	464	69.0%	54.7%	59.6%	58.0%
% of FP17s for the same patient ID Re-attending between 3 & 9 months - Adults	1,143	1,759	65.0%	50.6%	52.8%	50.5%
% of FP17s for Band 1 Urgent Courses	74	2,168	3.4%	8.8%	9.1%	9.0%
% of FP17s Relating to Free Repair or Replacements	22	2,168	1.0%	1.2%	1.0%	0.8%
% of FP17s Relating to Continuations	65	2,168	3.0%	1.5%	1.2%	1.1%
% of Patients satisfied with the dentistry they have received	6	6	N/A	89.7%	91.6%	91.5%
% of Patients satisfied with the time they had to wait for an appointment	6	6	N/A	86.6%	88.3%	87.9%

\* This is based on patients treated on this contract for their most recent course of treatment. Figures in italics indicate the base number of FP17s or Patient Questionnaire responses are less than 100. N/A is shown where the base number of responses is less than 10 during the period. % is calculated as Quantity/Base number\*100

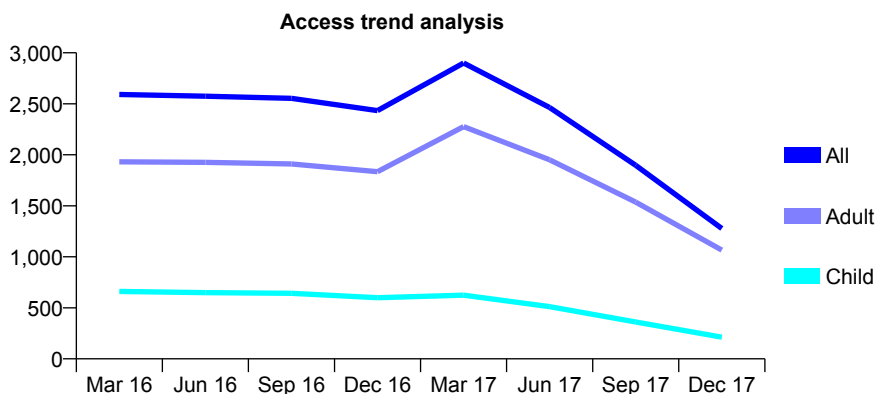
## Q45 - Vital Signs At a Glance Contract Report for 214434/0001 - December 2017

Name or company name	Ladhar, Ladhar and Goulding
Contract type name	GDS Contract
Purpose of contract	General
Contract start date	01/04/2006
Contract end date	30/04/2017

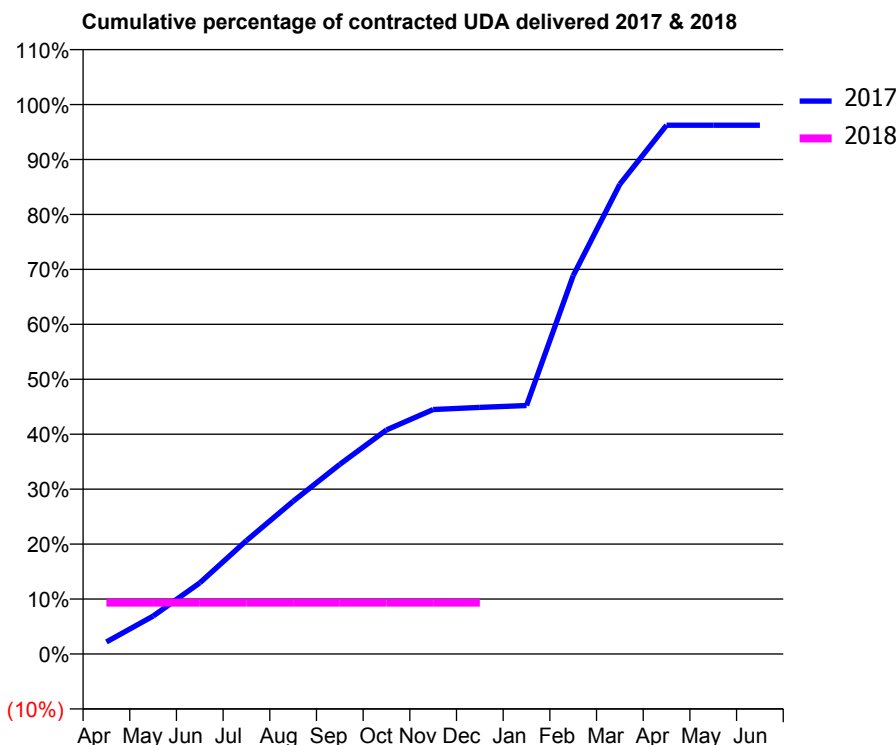
17/18 Contracted general activity (UDA)	755
Carry forward general activity (UDA)	0
17/18 Contracted orthodontic activity (UOA)	0
Carry forward orthodontic activity (UOA)	0
Baseline contract value	£16,593.77

### ACCESS\*

Patients seen in 24 months	Total	Change since previous quarter
Quarter ending December 2016	2,433	
Quarter ending March 2017	2,900	↑
Quarter ending June 2017	2,463	↓
Quarter ending September 2017	1,897	↓
Quarter ending December 2017	1,278	↓
<b>Variance since December 2016</b>	<b>(47.5%)</b>	<b>↓</b>



### ACTIVITY



Month	Adjusted Scheduled Activity (UDA)	
	2017	2018
April	198	71
May	624	71
June	1,172	71
July	1,869	71
August	2,516	71
September	3,126	71
October	3,693	71
November	4,028	71
December	4,065	71
January	4,094	
February	6,233	
March	7,743	
April	8,713	
May	8,713	
June	8,713	

### QUALITY

	Quantity	Base Number	Contract	AT	Region	England
% of FP17s for the same patient ID Re-attending within 3 months - Children	6	66	9.1%	12.3%	12.9%	12.0%
% of FP17s for the same patient ID Re-attending within 3 months - Adults	21	357	5.9%	15.5%	16.5%	15.9%
% of FP17s for the same patient ID Re-attending between 3 & 9 months - Children	30	66	45.5%	54.7%	59.6%	58.0%
% of FP17s for the same patient ID Re-attending between 3 & 9 months - Adults	41	357	11.5%	50.6%	52.8%	50.5%
% of FP17s for Band 1 Urgent Courses	3	36	8.3%	8.8%	9.1%	9.0%
% of FP17s Relating to Free Repair or Replacements	0	36	0.0%	1.2%	1.0%	0.8%
% of FP17s Relating to Continuations	1	36	2.8%	1.5%	1.2%	1.1%
% of Patients satisfied with the dentistry they have received	0	0	N/A	89.7%	91.6%	91.5%
% of Patients satisfied with the time they had to wait for an appointment	0	0	N/A	86.6%	88.3%	87.9%

\* This is based on patients treated on this contract for their most recent course of treatment. Figures in italics indicate the base number of FP17s or Patient Questionnaire responses are less than 100. N/A is shown where the base number of responses is less than 10 during the period. % is calculated as Quantity/Base number\*100



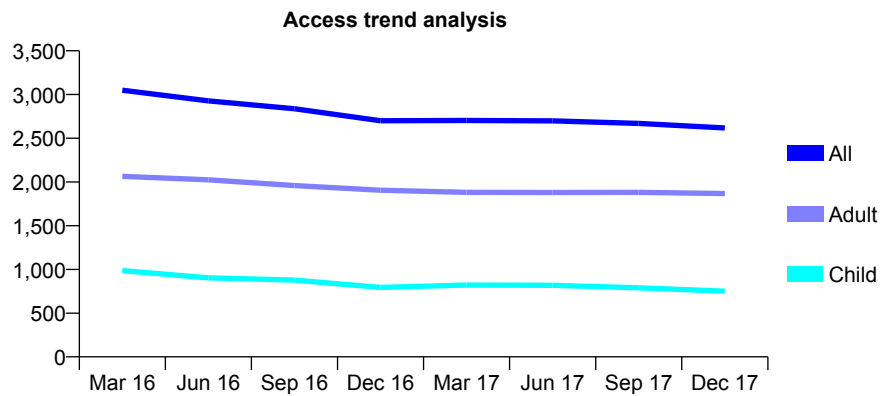
## Q45 - Vital Signs At a Glance Contract Report for 224340/0001 - December 2017

Name or company name	MR T PUTTICK
Contract type name	GDS Contract
Purpose of contract	General and Orthodontic
Contract start date	01/04/2006
Contract end date	

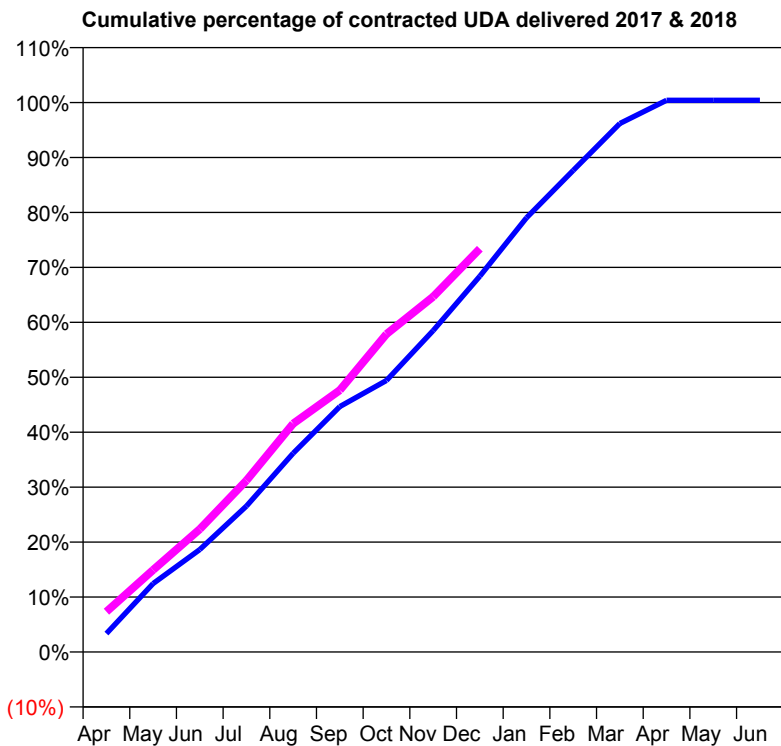
17/18 Contracted general activity (UDA)	7,034
Carry forward general activity (UDA)	-221
17/18 Contracted orthodontic activity (UOA)	420
Carry forward orthodontic activity (UOA)	0
Baseline contract value	£241,396.31

### ACCESS\*

Patients seen in 24 months	Total	Change since previous quarter
Quarter ending December 2016	2,700	
Quarter ending March 2017	2,703	→
Quarter ending June 2017	2,698	→
Quarter ending September 2017	2,670	↓
Quarter ending December 2017	2,618	↓
<b>Variance since December 2016</b>	<b>(3.0%)</b>	<b>↓</b>



### ACTIVITY



Month	Adjusted Scheduled Activity (UDA)	
	2017	2018
April	237	517
May	875	1,051
June	1,308	1,573
July	1,863	2,196
August	2,538	2,924
September	3,133	3,351
October	3,467	4,071
November	4,104	4,548
December	4,798	5,162
January	5,544	
February	6,147	
March	6,746	
April	7,044	
May	7,043	
June	7,043	

### QUALITY

	Quantity	Base Number	Contract	AT	Region	England
% of FP17s for the same patient ID Re-attending within 3 months - Children	76	877	8.7%	12.3%	12.9%	12.0%
% of FP17s for the same patient ID Re-attending within 3 months - Adults	173	1,622	10.7%	15.5%	16.5%	15.9%
% of FP17s for the same patient ID Re-attending between 3 & 9 months - Children	302	877	34.4%	54.7%	59.6%	58.0%
% of FP17s for the same patient ID Re-attending between 3 & 9 months - Adults	792	1,622	48.8%	50.6%	52.8%	50.5%
% of FP17s for Band 1 Urgent Courses	36	2,277	1.6%	8.8%	9.1%	9.0%
% of FP17s Relating to Free Repair or Replacements	41	2,277	1.8%	1.2%	1.0%	0.8%
% of FP17s Relating to Continuations	29	2,277	1.3%	1.5%	1.2%	1.1%
% of Patients satisfied with the dentistry they have received	7	9	N/A	89.7%	91.6%	91.5%
% of Patients satisfied with the time they had to wait for an appointment	7	9	N/A	86.6%	88.3%	87.9%

\* This is based on patients treated on this contract for their most recent course of treatment. Figures in italics indicate the base number of FP17s or Patient Questionnaire responses are less than 100. N/A is shown where the base number of responses is less than 10 during the period. % is calculated as Quantity/Base number\*100

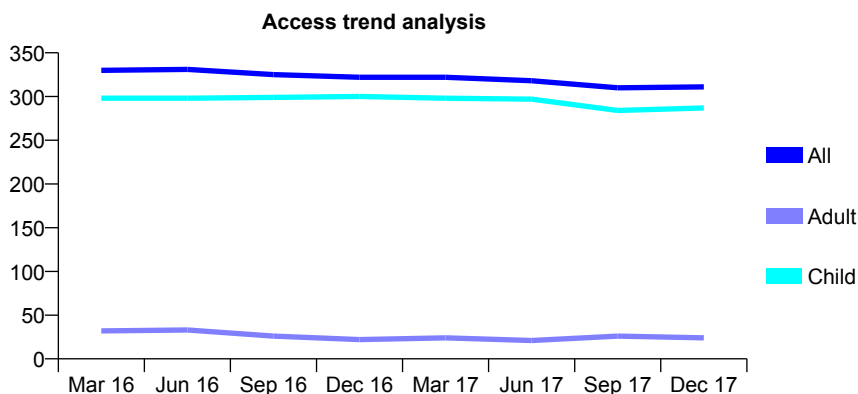
## Q45 - Vital Signs At a Glance Contract Report for 235482/0001 - December 2017

Name or company name	MR C WENHAM
Contract type name	GDS Contract
Purpose of contract	General and Orthodontic
Contract start date	01/04/2006
Contract end date	

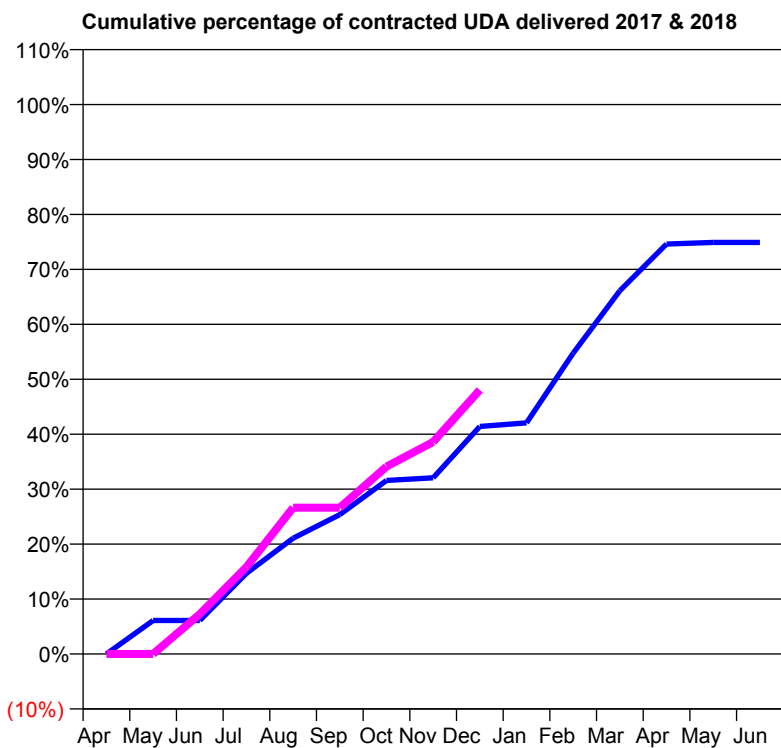
17/18 Contracted general activity (UDA)	1,050
Carry forward general activity (UDA)	0
17/18 Contracted orthodontic activity (UOA)	0
Carry forward orthodontic activity (UOA)	0
Baseline contract value	£17,914.18

### ACCESS\*

Patients seen in 24 months	Total	Change since previous quarter
Quarter ending December 2016	322	
Quarter ending March 2017	322	→
Quarter ending June 2017	318	↓
Quarter ending September 2017	310	↓
Quarter ending December 2017	311	→
<b>Variance since December 2016</b>	<b>(3.4%)</b>	<b>↓</b>



### ACTIVITY



Month	Adjusted Scheduled Activity (UDA)	
	2017	2018
April	0	0
May	64	0
June	64	76
July	154	166
August	221	280
September	266	280
October	332	358
November	337	405
December	435	505
January	442	
February	575	
March	694	
April	783	
May	786	
June	786	

### QUALITY

	Quantity	Base Number	Contract	AT	Region	England
% of FP17s for the same patient ID Re-attending within 3 months - Children	15	280	5.4%	12.3%	12.9%	12.0%
% of FP17s for the same patient ID Re-attending within 3 months - Adults	0	3	0.0%	15.5%	16.5%	15.9%
% of FP17s for the same patient ID Re-attending between 3 & 9 months - Children	168	280	60.0%	54.7%	59.6%	58.0%
% of FP17s for the same patient ID Re-attending between 3 & 9 months - Adults	1	3	33.3%	50.6%	52.8%	50.5%
% of FP17s for Band 1 Urgent Courses	8	249	3.2%	8.8%	9.1%	9.0%
% of FP17s Relating to Free Repair or Replacements	0	249	0.0%	1.2%	1.0%	0.8%
% of FP17s Relating to Continuations	0	249	0.0%	1.5%	1.2%	1.1%
% of Patients satisfied with the dentistry they have received	0	0	N/A	89.7%	91.6%	91.5%
% of Patients satisfied with the time they had to wait for an appointment	0	0	N/A	86.6%	88.3%	87.9%

\* This is based on patients treated on this contract for their most recent course of treatment. Figures in italics indicate the base number of FP17s or Patient Questionnaire responses are less than 100. N/A is shown where the base number of responses is less than 10 during the period. % is calculated as Quantity/Base number\*100

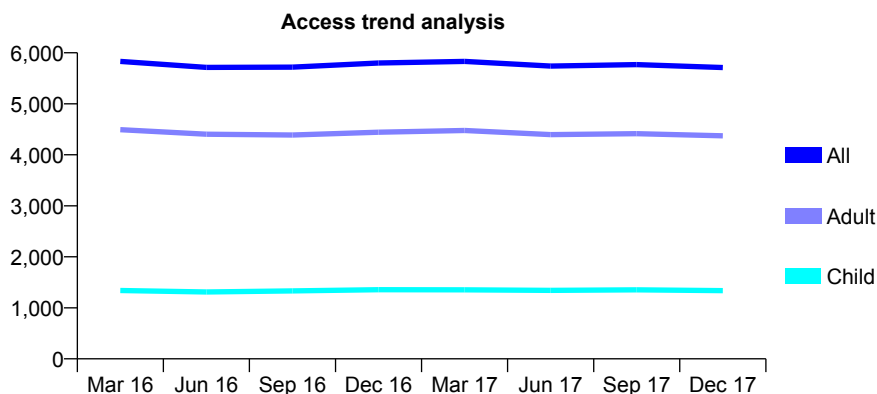
## Q45 - Vital Signs At a Glance Contract Report for 278734/0001 - December 2017

Name or company name	MR NK DIDDEE
Contract type name	PDS Plus Contract
Purpose of contract	General
Contract start date	01/02/2010
Contract end date	31/01/2020

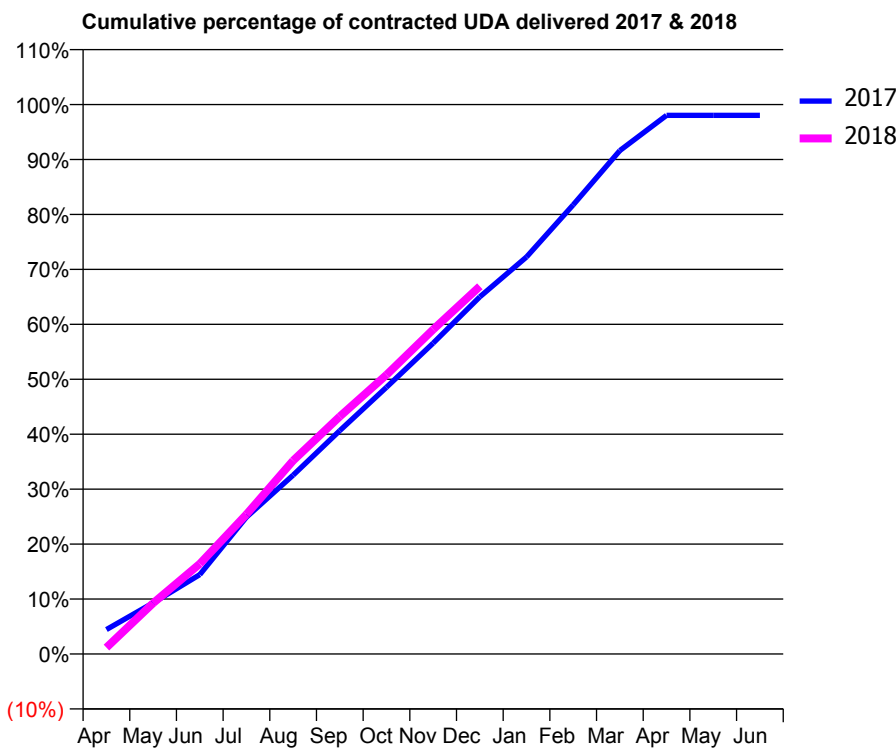
17/18 Contracted general activity (UDA)	16,000
Carry forward general activity (UDA)	314
17/18 Contracted orthodontic activity (UOA)	0
Carry forward orthodontic activity (UOA)	0
Baseline contract value	£449,072.30

### ACCESS\*

Patients seen in 24 months	Total	Change since previous quarter
Quarter ending December 2016	5,800	
Quarter ending March 2017	5,832	→
Quarter ending June 2017	5,740	↓
Quarter ending September 2017	5,768	→
Quarter ending December 2017	5,710	↓
<b>Variance since December 2016</b>	<b>(1.6%)</b>	<b>↓</b>



### ACTIVITY



Month	Adjusted Scheduled Activity (UDA)	
	2017	2018
April	711	188
May	1,489	1,479
June	2,314	2,626
July	3,985	4,067
August	5,207	5,633
September	6,505	6,917
October	7,769	8,129
November	9,053	9,448
December	10,401	10,705
January	11,561	
February	13,079	
March	14,659	
April	15,686	
May	15,686	
June	15,686	

### QUALITY

	Quantity	Base Number	Contract	AT	Region	England
% of FP17s for the same patient ID Re-attending within 3 months - Children	140	1,598	8.8%	12.3%	12.9%	12.0%
% of FP17s for the same patient ID Re-attending within 3 months - Adults	627	4,568	13.7%	15.5%	16.5%	15.9%
% of FP17s for the same patient ID Re-attending between 3 & 9 months - Children	952	1,598	59.6%	54.7%	59.6%	58.0%
% of FP17s for the same patient ID Re-attending between 3 & 9 months - Adults	2,544	4,568	55.7%	50.6%	52.8%	50.5%
% of FP17s for Band 1 Urgent Courses	361	5,458	6.6%	8.8%	9.1%	9.0%
% of FP17s Relating to Free Repair or Replacements	51	5,458	0.9%	1.2%	1.0%	0.8%
% of FP17s Relating to Continuations	54	5,458	1.0%	1.5%	1.2%	1.1%
% of Patients satisfied with the dentistry they have received	17	17	100.0%	89.7%	91.6%	91.5%
% of Patients satisfied with the time they had to wait for an appointment	16	17	94.1%	86.6%	88.3%	87.9%

\* This is based on patients treated on this contract for their most recent course of treatment. Figures in italics indicate the base number of FP17s or Patient Questionnaire responses are less than 100. N/A is shown where the base number of responses is less than 10 during the period. % is calculated as Quantity/Base number\*100

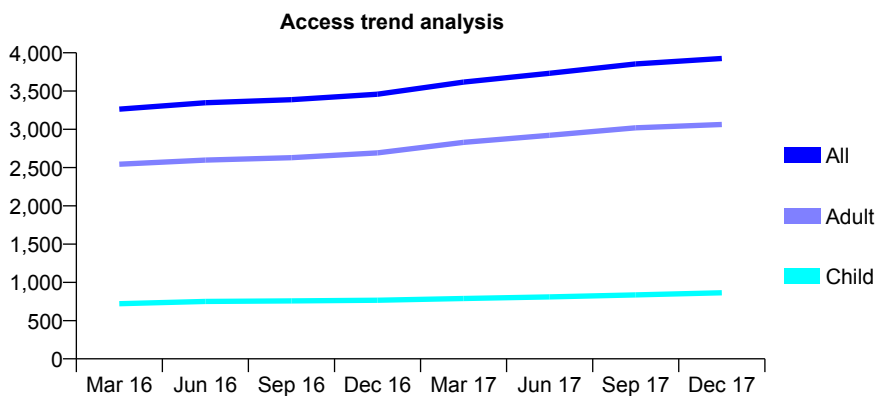
## Q45 - Vital Signs At a Glance Contract Report for 278734/0002 - December 2017

Name or company name	MR NK DIDDEE
Contract type name	GDS Contract
Purpose of contract	General
Contract start date	01/04/2013
Contract end date	

17/18 Contracted general activity (UDA)	12,341
Carry forward general activity (UDA)	0
17/18 Contracted orthodontic activity (UOA)	0
Carry forward orthodontic activity (UOA)	0
Baseline contract value	£319,311.32

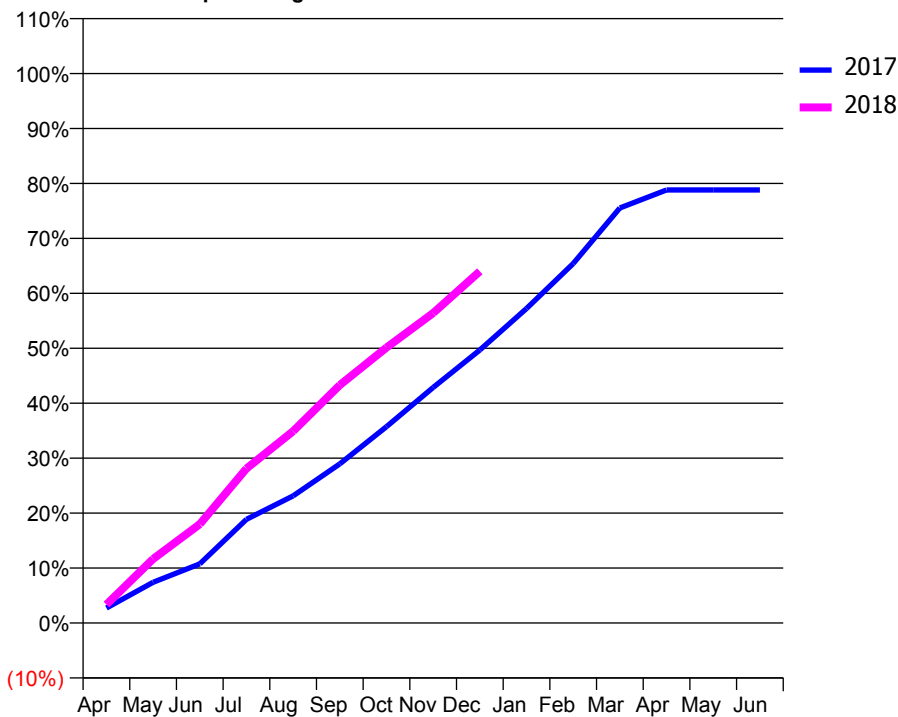
### ACCESS\*

Patients seen in 24 months	Total	Change since previous quarter
Quarter ending December 2016	3,458	
Quarter ending March 2017	3,617	↑
Quarter ending June 2017	3,732	↑
Quarter ending September 2017	3,855	↑
Quarter ending December 2017	3,926	→
<b>Variance since December 2016</b>	<b>13.5%</b>	<b>↑</b>



### ACTIVITY

Cumulative percentage of contracted UDA delivered 2017 & 2018



Month	Adjusted Scheduled Activity (UDA)	
	2017	2018
April	336	415
May	915	1,439
June	1,328	2,220
July	2,329	3,469
August	2,854	4,309
September	3,575	5,344
October	4,410	6,186
November	5,291	6,961
December	6,133	7,898
January	7,065	
February	8,073	
March	9,322	
April	9,725	
May	9,725	
June	9,725	

### QUALITY

	Quantity	Base Number	Contract	AT	Region	England
% of FP17s for the same patient ID Re-attending within 3 months - Children	67	830	8.1%	12.3%	12.9%	12.0%
% of FP17s for the same patient ID Re-attending within 3 months - Adults	346	2,718	12.7%	15.5%	16.5%	15.9%
% of FP17s for the same patient ID Re-attending between 3 & 9 months - Children	349	830	42.0%	54.7%	59.6%	58.0%
% of FP17s for the same patient ID Re-attending between 3 & 9 months - Adults	1,128	2,718	41.5%	50.6%	52.8%	50.5%
% of FP17s for Band 1 Urgent Courses	222	3,395	6.5%	8.8%	9.1%	9.0%
% of FP17s Relating to Free Repair or Replacements	37	3,395	1.1%	1.2%	1.0%	0.8%
% of FP17s Relating to Continuations	33	3,395	1.0%	1.5%	1.2%	1.1%
% of Patients satisfied with the dentistry they have received	11	11	100.0%	89.7%	91.6%	91.5%
% of Patients satisfied with the time they had to wait for an appointment	9	11	81.8%	86.6%	88.3%	87.9%

\* This is based on patients treated on this contract for their most recent course of treatment. Figures in italics indicate the base number of FP17s or Patient Questionnaire responses are less than 100. N/A is shown where the base number of responses is less than 10 during the period. % is calculated as Quantity/Base number\*100

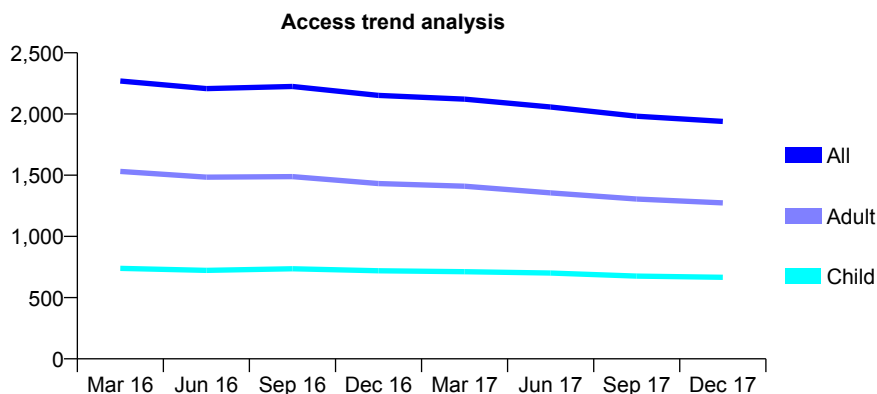
## Q45 - Vital Signs At a Glance Contract Report for 279145/0001 - December 2017

Name or company name	MR AK ZARKADIS
Contract type name	GDS Contract
Purpose of contract	General
Contract start date	20/09/2010
Contract end date	

17/18 Contracted general activity (UDA)	5,795
Carry forward general activity (UDA)	0
17/18 Contracted orthodontic activity (UOA)	0
Carry forward orthodontic activity (UOA)	0
Baseline contract value	£133,075.38

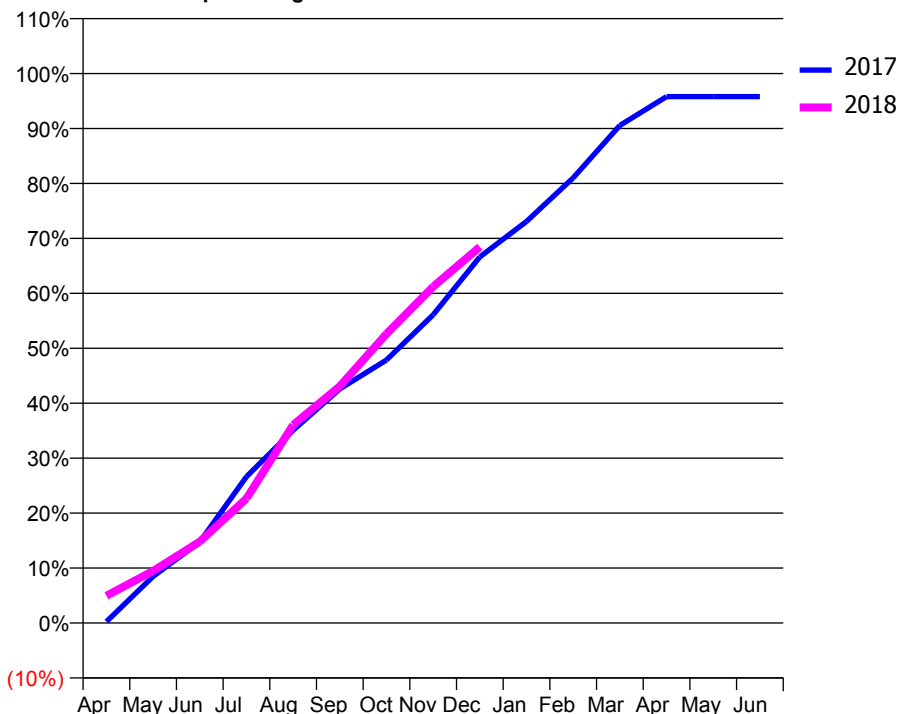
### ACCESS\*

Patients seen in 24 months	Total	Change since previous quarter
Quarter ending December 2016	2,152	
Quarter ending March 2017	2,122	↓
Quarter ending June 2017	2,057	↓
Quarter ending September 2017	1,982	↓
Quarter ending December 2017	1,940	↓
<b>Variance since December 2016</b>	<b>(9.9%)</b>	<b>↓</b>



### ACTIVITY

Cumulative percentage of contracted UDA delivered 2017 & 2018



Month	Adjusted Scheduled Activity (UDA)	
	2017	2018
April	15	288
May	492	550
June	856	858
July	1,544	1,313
August	2,033	2,088
September	2,468	2,497
October	2,774	3,049
November	3,251	3,547
December	3,860	3,967
January	4,235	
February	4,695	
March	5,248	
April	5,551	
May	5,551	
June	5,551	

### QUALITY

	Quantity	Base Number	Contract	AT	Region	England
% of FP17s for the same patient ID Re-attending within 3 months - Children	50	756	6.6%	12.3%	12.9%	12.0%
% of FP17s for the same patient ID Re-attending within 3 months - Adults	163	1,209	13.5%	15.5%	16.5%	15.9%
% of FP17s for the same patient ID Re-attending between 3 & 9 months - Children	417	756	55.2%	54.7%	59.6%	58.0%
% of FP17s for the same patient ID Re-attending between 3 & 9 months - Adults	597	1,209	49.4%	50.6%	52.8%	50.5%
% of FP17s for Band 1 Urgent Courses	98	1,829	5.4%	8.8%	9.1%	9.0%
% of FP17s Relating to Free Repair or Replacements	7	1,829	0.4%	1.2%	1.0%	0.8%
% of FP17s Relating to Continuations	46	1,829	2.5%	1.5%	1.2%	1.1%
% of Patients satisfied with the dentistry they have received	1	3	N/A	89.7%	91.6%	91.5%
% of Patients satisfied with the time they had to wait for an appointment	1	3	N/A	86.6%	88.3%	87.9%

\* This is based on patients treated on this contract for their most recent course of treatment. Figures in italics indicate the base number of FP17s or Patient Questionnaire responses are less than 100. N/A is shown where the base number of responses is less than 10 during the period. % is calculated as Quantity/Base number\*100

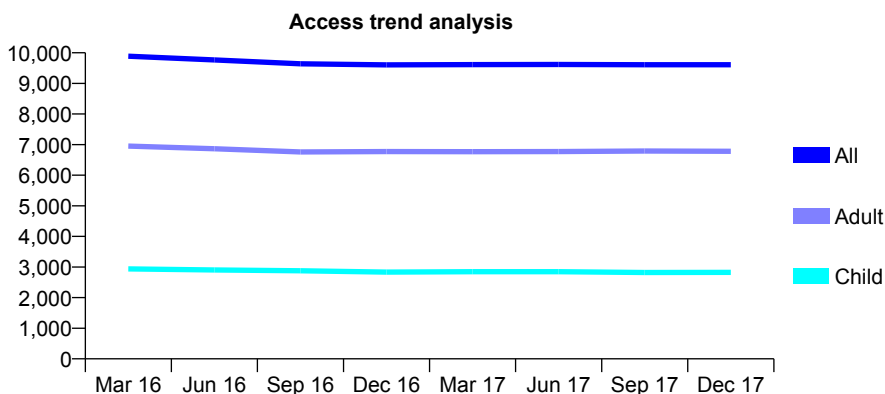
## Q45 - Vital Signs At a Glance Contract Report for 298735/0001 - December 2017

Name or company name	MR A HUSSAIN
Contract type name	Pilot Contract
Purpose of contract	General
Contract start date	31/03/2014
Contract end date	

17/18 Contracted general activity (UDA)	43,820
Carry forward general activity (UDA)	0
17/18 Contracted orthodontic activity (UOA)	0
Carry forward orthodontic activity (UOA)	0
Baseline contract value	£1,266,646.76

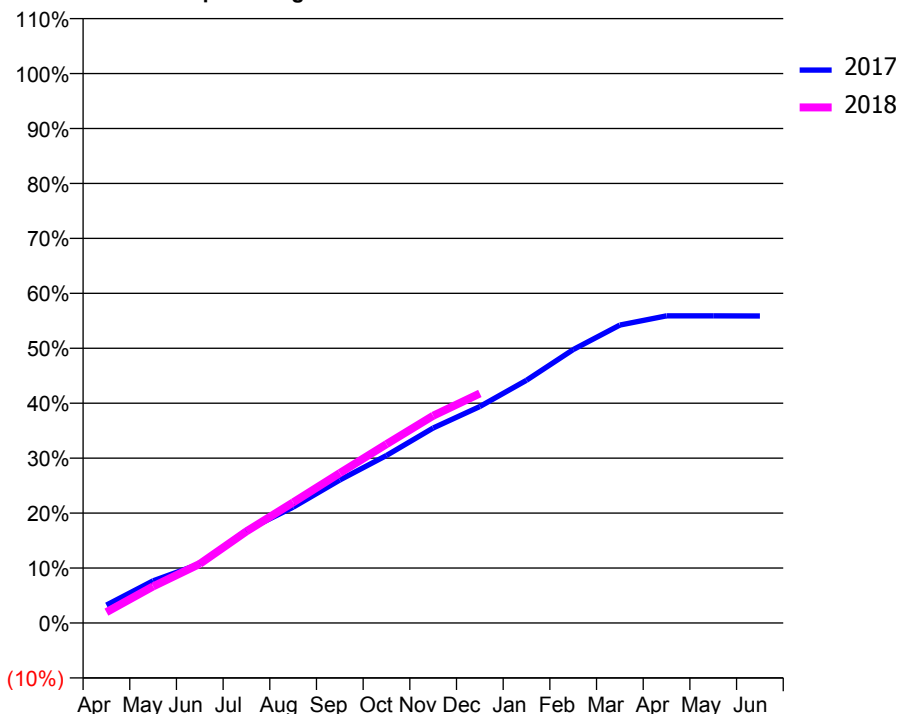
### ACCESS\*

Patients seen in 24 months	Total	Change since previous quarter
Quarter ending December 2016	9,607	
Quarter ending March 2017	9,615	→
Quarter ending June 2017	9,619	→
Quarter ending September 2017	9,611	→
Quarter ending December 2017	9,608	→
<b>Variance since December 2016</b>	<b>0.0%</b>	<b>→</b>



### ACTIVITY

Cumulative percentage of contracted UDA delivered 2017 & 2018



Month	Adjusted Scheduled Activity (UDA)	
	2017	2018
April	1,427	862
May	3,365	2,918
June	4,712	4,717
July	7,383	7,311
August	9,240	9,618
September	11,402	11,952
October	13,365	14,266
November	15,554	16,534
December	17,263	18,307
January	19,354	
February	21,802	
March	23,758	
April	24,494	
May	24,494	
June	24,488	

### QUALITY

	Quantity	Base Number	Contract	AT	Region	England
% of FP17s for the same patient ID Re-attending within 3 months - Children	240	2,774	8.7%	12.3%	12.9%	12.0%
% of FP17s for the same patient ID Re-attending within 3 months - Adults	1,130	5,803	19.5%	15.5%	16.5%	15.9%
% of FP17s for the same patient ID Re-attending between 3 & 9 months - Children	1,377	2,774	49.6%	54.7%	59.6%	58.0%
% of FP17s for the same patient ID Re-attending between 3 & 9 months - Adults	2,016	5,803	34.7%	50.6%	52.8%	50.5%
% of FP17s for Band 1 Urgent Courses	655	8,266	7.9%	8.8%	9.1%	9.0%
% of FP17s Relating to Free Repair or Replacements	111	8,266	1.3%	1.2%	1.0%	0.8%
% of FP17s Relating to Continuations	161	8,266	1.9%	1.5%	1.2%	1.1%
% of Patients satisfied with the dentistry they have received	8	10	80.0%	89.7%	91.6%	91.5%
% of Patients satisfied with the time they had to wait for an appointment	7	10	70.0%	86.6%	88.3%	87.9%

\* This is based on patients treated on this contract for their most recent course of treatment. Figures in italics indicate the base number of FP17s or Patient Questionnaire responses are less than 100. N/A is shown where the base number of responses is less than 10 during the period. % is calculated as Quantity/Base number\*100

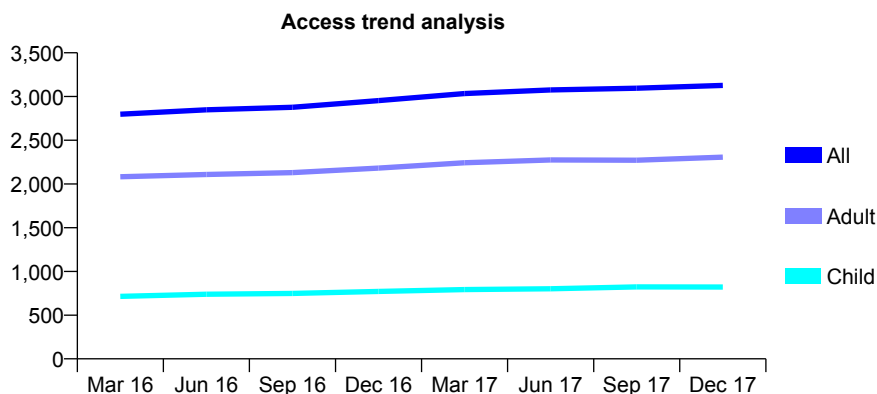
## Q45 - Vital Signs At a Glance Contract Report for 325147/0001 - December 2017

Name or company name	MR SG HEMSLEY
Contract type name	Pilot Contract
Purpose of contract	General
Contract start date	01/04/2006
Contract end date	

17/18 Contracted general activity (UDA)	12,000
Carry forward general activity (UDA)	0
17/18 Contracted orthodontic activity (UOA)	0
Carry forward orthodontic activity (UOA)	0
Baseline contract value	£356,321.65

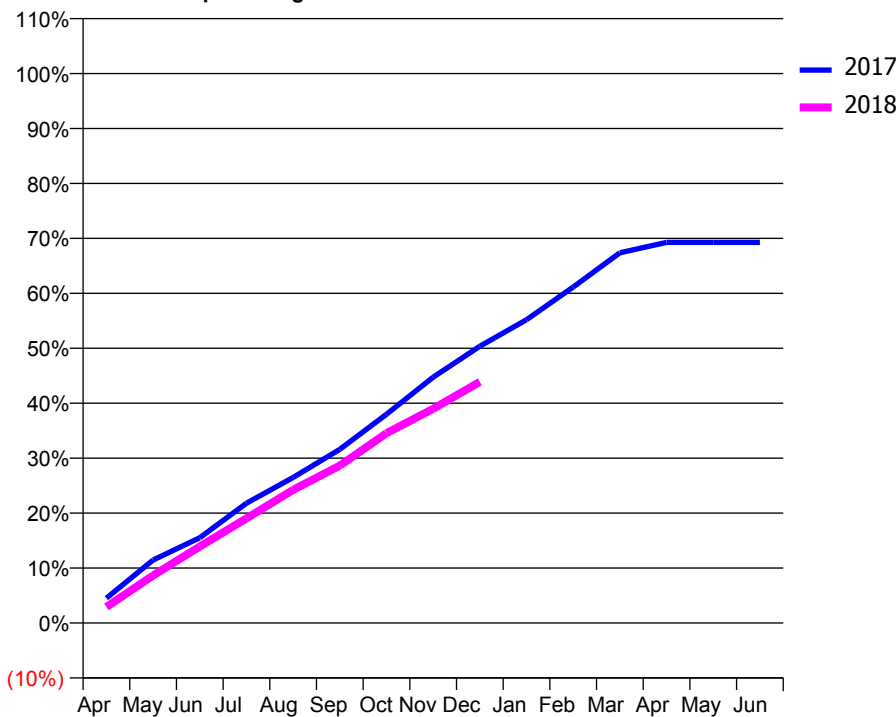
### ACCESS\*

Patients seen in 24 months	Total	Change since previous quarter
Quarter ending December 2016	2,953	
Quarter ending March 2017	3,034	↑
Quarter ending June 2017	3,076	→
Quarter ending September 2017	3,095	→
Quarter ending December 2017	3,127	→
<b>Variance since December 2016</b>	<b>5.9%</b>	<b>↑</b>



### ACTIVITY

Cumulative percentage of contracted UDA delivered 2017 & 2018



Month	Adjusted Scheduled Activity (UDA)	
	2017	2018
April	544	351
May	1,377	1,039
June	1,863	1,669
July	2,616	2,285
August	3,177	2,907
September	3,792	3,438
October	4,560	4,147
November	5,368	4,679
December	6,044	5,266
January	6,624	
February	7,336	
March	8,087	
April	8,313	
May	8,313	
June	8,313	

### QUALITY

	Quantity	Base Number	Contract	AT	Region	England
% of FP17s for the same patient ID Re-attending within 3 months - Children	32	569	5.6%	12.3%	12.9%	12.0%
% of FP17s for the same patient ID Re-attending within 3 months - Adults	152	1,480	10.3%	15.5%	16.5%	15.9%
% of FP17s for the same patient ID Re-attending between 3 & 9 months - Children	114	569	20.0%	54.7%	59.6%	58.0%
% of FP17s for the same patient ID Re-attending between 3 & 9 months - Adults	353	1,480	23.9%	50.6%	52.8%	50.5%
% of FP17s for Band 1 Urgent Courses	3	1,940	0.2%	8.8%	9.1%	9.0%
% of FP17s Relating to Free Repair or Replacements	19	1,940	1.0%	1.2%	1.0%	0.8%
% of FP17s Relating to Continuations	43	1,940	2.2%	1.5%	1.2%	1.1%
% of Patients satisfied with the dentistry they have received	4	4	N/A	89.7%	91.6%	91.5%
% of Patients satisfied with the time they had to wait for an appointment	4	4	N/A	86.6%	88.3%	87.9%

\* This is based on patients treated on this contract for their most recent course of treatment. Figures in italics indicate the base number of FP17s or Patient Questionnaire responses are less than 100. N/A is shown where the base number of responses is less than 10 during the period. % is calculated as Quantity/Base number\*100

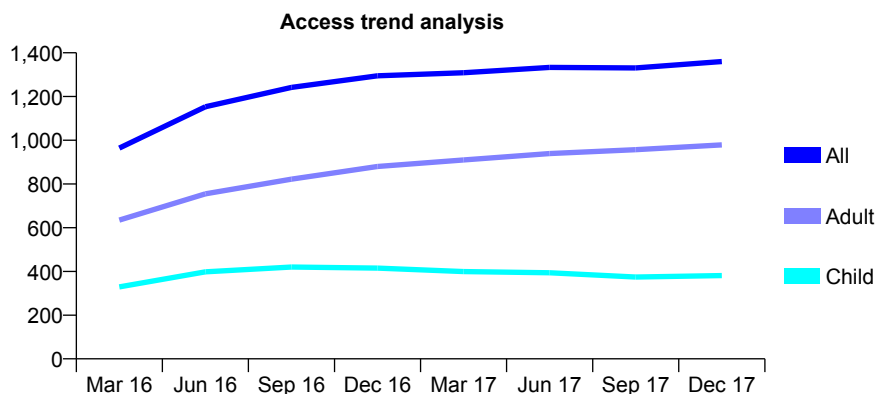
## Q45 - Vital Signs At a Glance Contract Report for 326445/0001 - December 2017

Name or company name	MRS M PUTTICK
Contract type name	GDS Contract
Purpose of contract	General
Contract start date	01/04/2006
Contract end date	

17/18 Contracted general activity (UDA)	4,030
Carry forward general activity (UDA)	0
17/18 Contracted orthodontic activity (UOA)	0
Carry forward orthodontic activity (UOA)	0
Baseline contract value	£123,023.44

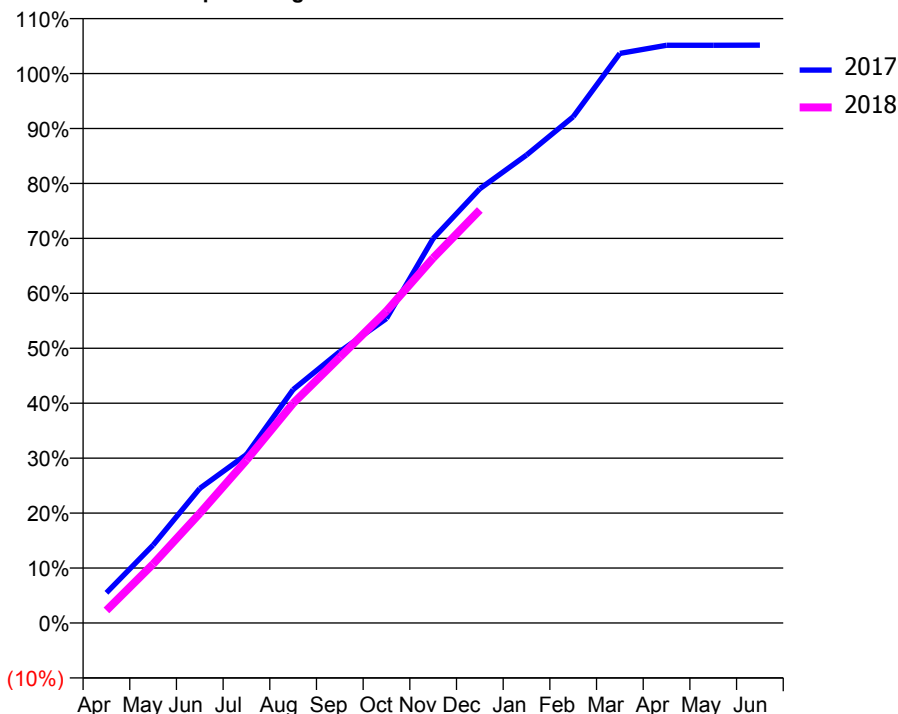
### ACCESS\*

Patients seen in 24 months	Total	Change since previous quarter
Quarter ending December 2016	1,295	
Quarter ending March 2017	1,309	→
Quarter ending June 2017	1,333	→
Quarter ending September 2017	1,331	→
Quarter ending December 2017	1,360	↑
<b>Variance since December 2016</b>	5.0%	↑



### ACTIVITY

Cumulative percentage of contracted UDA delivered 2017 & 2018



Month	Adjusted Scheduled Activity (UDA)	
	2017	2018
April	222	92
May	571	433
June	987	804
July	1,235	1,194
August	1,712	1,612
September	1,990	1,949
October	2,233	2,288
November	2,820	2,678
December	3,184	3,029
January	3,433	
February	3,713	
March	4,177	
April	4,237	
May	4,237	
June	4,238	

### QUALITY

	Quantity	Base Number	Contract	AT	Region	England
% of FP17s for the same patient ID Re-attending within 3 months - Children	17	341	5.0%	12.3%	12.9%	12.0%
% of FP17s for the same patient ID Re-attending within 3 months - Adults	77	808	9.5%	15.5%	16.5%	15.9%
% of FP17s for the same patient ID Re-attending between 3 & 9 months - Children	156	341	45.7%	54.7%	59.6%	58.0%
% of FP17s for the same patient ID Re-attending between 3 & 9 months - Adults	331	808	41.0%	50.6%	52.8%	50.5%
% of FP17s for Band 1 Urgent Courses	27	1,114	2.4%	8.8%	9.1%	9.0%
% of FP17s Relating to Free Repair or Replacements	20	1,114	1.8%	1.2%	1.0%	0.8%
% of FP17s Relating to Continuations	15	1,114	1.3%	1.5%	1.2%	1.1%
% of Patients satisfied with the dentistry they have received	0	0	N/A	89.7%	91.6%	91.5%
% of Patients satisfied with the time they had to wait for an appointment	0	0	N/A	86.6%	88.3%	87.9%

\* This is based on patients treated on this contract for their most recent course of treatment. Figures in italics indicate the base number of FP17s or Patient Questionnaire responses are less than 100. N/A is shown where the base number of responses is less than 10 during the period. % is calculated as Quantity/Base number\*100



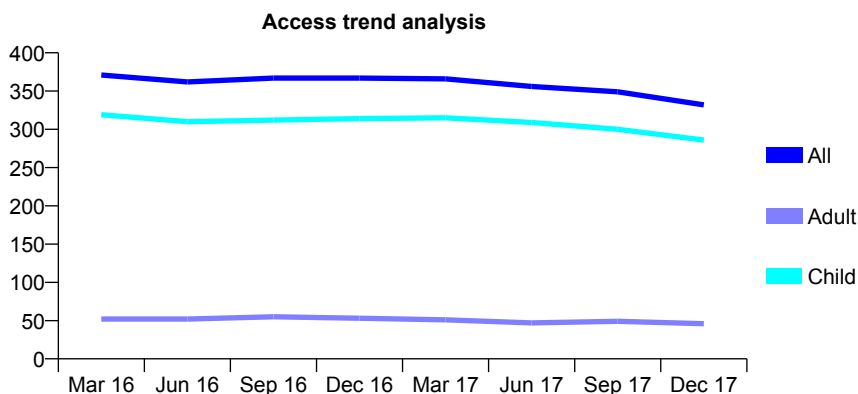
## Q45 - Vital Signs At a Glance Contract Report for 326755/0001 - December 2017

Name or company name	MR FN PLAHE
Contract type name	GDS Contract
Purpose of contract	General
Contract start date	01/04/2006
Contract end date	

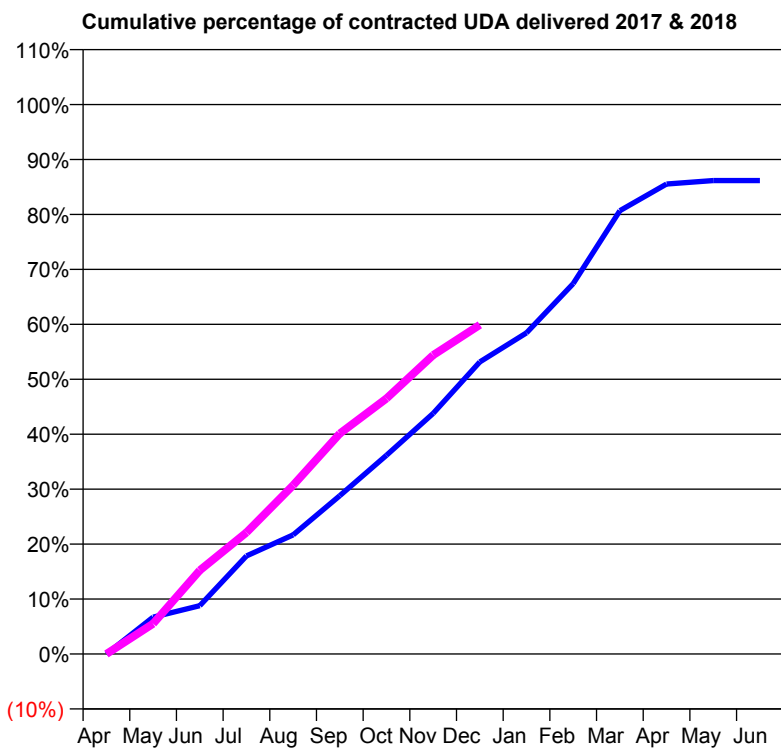
17/18 Contracted general activity (UDA)	1,678
Carry forward general activity (UDA)	0
17/18 Contracted orthodontic activity (UOA)	0
Carry forward orthodontic activity (UOA)	0
Baseline contract value	£47,916.57

### ACCESS\*

Patients seen in 24 months	Total	Change since previous quarter
Quarter ending December 2016	367	
Quarter ending March 2017	366	→
Quarter ending June 2017	356	↓
Quarter ending September 2017	349	↓
Quarter ending December 2017	332	↓
<b>Variance since December 2016</b>	<b>(9.5%)</b>	<b>↓</b>



### ACTIVITY



Month	Adjusted Scheduled Activity (UDA)	
	2017	2018
April	0	0
May	141	93
June	185	255
July	374	371
August	455	515
September	605	673
October	759	780
November	919	913
December	1,115	1,005
January	1,226	
February	1,414	
March	1,693	
April	1,794	
May	1,807	
June	1,807	

### QUALITY

	Quantity	Base Number	Contract	AT	Region	England
% of FP17s for the same patient ID Re-attending within 3 months - Children	175	535	32.7%	12.3%	12.9%	12.0%
% of FP17s for the same patient ID Re-attending within 3 months - Adults	0	4	0.0%	15.5%	16.5%	15.9%
% of FP17s for the same patient ID Re-attending between 3 & 9 months - Children	283	535	52.9%	54.7%	59.6%	58.0%
% of FP17s for the same patient ID Re-attending between 3 & 9 months - Adults	0	4	0.0%	50.6%	52.8%	50.5%
% of FP17s for Band 1 Urgent Courses	91	490	18.6%	8.8%	9.1%	9.0%
% of FP17s Relating to Free Repair or Replacements	0	490	0.0%	1.2%	1.0%	0.8%
% of FP17s Relating to Continuations	0	490	0.0%	1.5%	1.2%	1.1%
% of Patients satisfied with the dentistry they have received	2	2	N/A	89.7%	91.6%	91.5%
% of Patients satisfied with the time they had to wait for an appointment	2	2	N/A	86.6%	88.3%	87.9%

\* This is based on patients treated on this contract for their most recent course of treatment. Figures in italics indicate the base number of FP17s or Patient Questionnaire responses are less than 100. N/A is shown where the base number of responses is less than 10 during the period. % is calculated as Quantity/Base number\*100

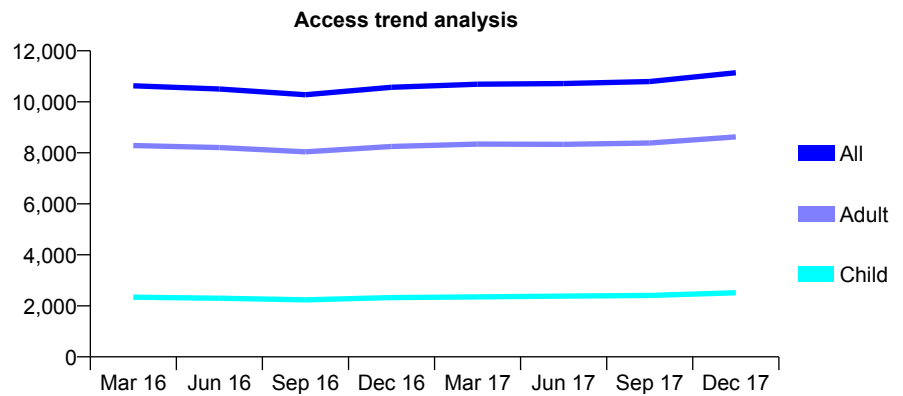
## Q45 - Vital Signs At a Glance Contract Report for 328146/0001 - December 2017

Name or company name	MR ND SMITH
Contract type name	GDS Contract
Purpose of contract	General and Orthodontic
Contract start date	01/04/2006
Contract end date	

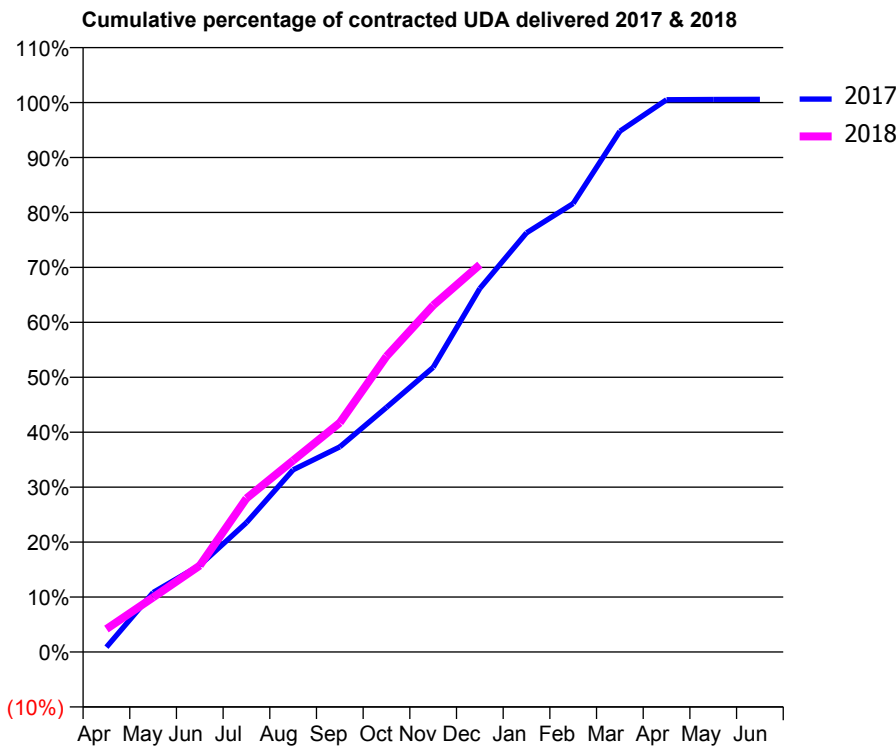
17/18 Contracted general activity (UDA)	33,811
Carry forward general activity (UDA)	-193
17/18 Contracted orthodontic activity (UOA)	630
Carry forward orthodontic activity (UOA)	17
Baseline contract value	£853,251.60

### ACCESS\*

Patients seen in 24 months	Total	Change since previous quarter
Quarter ending December 2016	10,569	
Quarter ending March 2017	10,692	→
Quarter ending June 2017	10,715	→
Quarter ending September 2017	10,794	→
Quarter ending December 2017	11,138	↑
<b>Variance since December 2016</b>	<b>5.4%</b>	<b>↑</b>



### ACTIVITY



Month	Adjusted Scheduled Activity (UDA)	
	2017	2018
April	301	1,415
May	3,664	3,361
June	5,330	5,321
July	7,960	9,453
August	11,204	11,790
September	12,615	14,112
October	15,043	18,195
November	17,500	21,328
December	22,356	23,833
January	25,775	
February	27,577	
March	32,016	
April	33,952	
May	33,971	
June	33,976	

### QUALITY

	Quantity	Base Number	Contract	AT	Region	England
% of FP17s for the same patient ID Re-attending within 3 months - Children	209	2,434	8.6%	12.3%	12.9%	12.0%
% of FP17s for the same patient ID Re-attending within 3 months - Adults	1,147	7,772	14.8%	15.5%	16.5%	15.9%
% of FP17s for the same patient ID Re-attending between 3 & 9 months - Children	1,080	2,434	44.4%	54.7%	59.6%	58.0%
% of FP17s for the same patient ID Re-attending between 3 & 9 months - Adults	3,460	7,772	44.5%	50.6%	52.8%	50.5%
% of FP17s for Band 1 Urgent Courses	557	9,443	5.9%	8.8%	9.1%	9.0%
% of FP17s Relating to Free Repair or Replacements	56	9,443	0.6%	1.2%	1.0%	0.8%
% of FP17s Relating to Continuations	237	9,443	2.5%	1.5%	1.2%	1.1%
% of Patients satisfied with the dentistry they have received	19	19	100.0%	89.7%	91.6%	91.5%
% of Patients satisfied with the time they had to wait for an appointment	16	19	84.2%	86.6%	88.3%	87.9%

\* This is based on patients treated on this contract for their most recent course of treatment. Figures in italics indicate the base number of FP17s or Patient Questionnaire responses are less than 100. N/A is shown where the base number of responses is less than 10 during the period. % is calculated as Quantity/Base number\*100

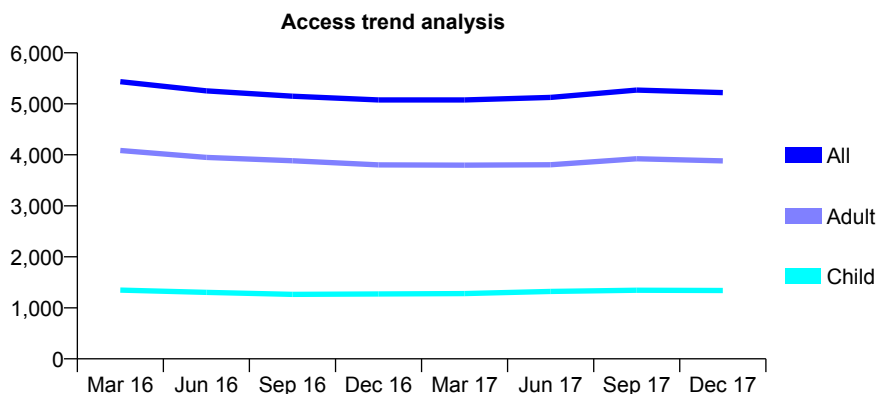
## Q45 - Vital Signs At a Glance Contract Report for 329711/0002 - December 2017

Name or company name	MR S NEPALI
Contract type name	GDS Contract
Purpose of contract	General
Contract start date	01/04/2006
Contract end date	

17/18 Contracted general activity (UDA)	19,500
Carry forward general activity (UDA)	0
17/18 Contracted orthodontic activity (UOA)	0
Carry forward orthodontic activity (UOA)	0
Baseline contract value	£522,307.10

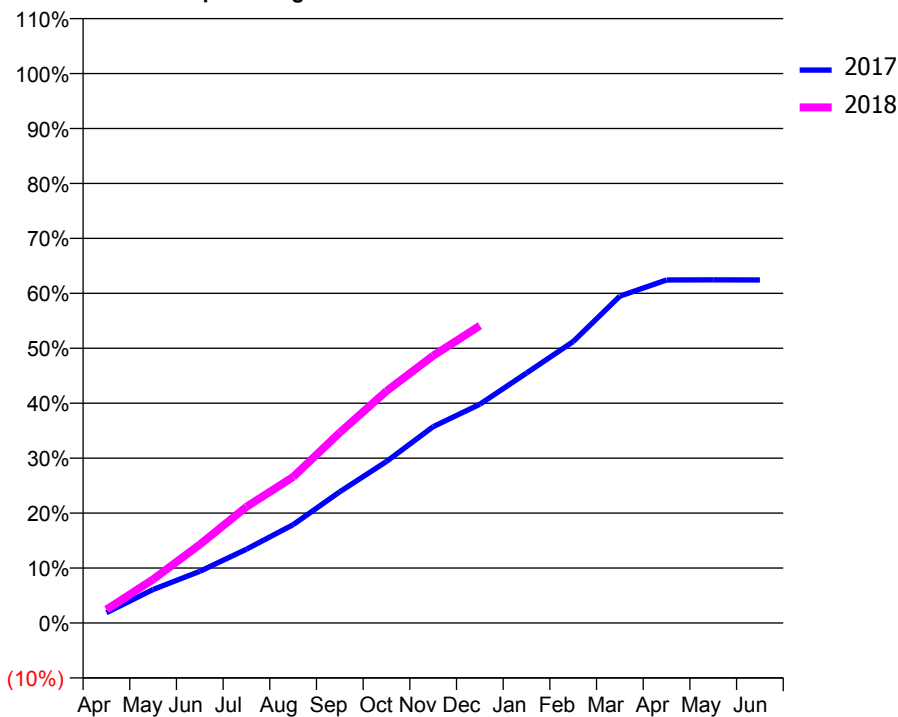
### ACCESS\*

Patients seen in 24 months	Total	Change since previous quarter
Quarter ending December 2016	5,076	
Quarter ending March 2017	5,077	→
Quarter ending June 2017	5,125	→
Quarter ending September 2017	5,269	↑
Quarter ending December 2017	5,220	→
<b>Variance since December 2016</b>	<b>2.8%</b>	<b>↑</b>



### ACTIVITY

Cumulative percentage of contracted UDA delivered 2017 & 2018



Month	Adjusted Scheduled Activity (UDA)	
	2017	2018
April	366	475
May	1,190	1,549
June	1,832	2,786
July	2,620	4,125
August	3,488	5,185
September	4,661	6,761
October	5,731	8,230
November	6,966	9,485
December	7,762	10,549
January	8,871	
February	9,989	
March	11,600	
April	12,173	
May	12,179	
June	12,171	

### QUALITY

	Quantity	Base Number	Contract	AT	Region	England
% of FP17s for the same patient ID Re-attending within 3 months - Children	77	1,277	6.0%	12.3%	12.9%	12.0%
% of FP17s for the same patient ID Re-attending within 3 months - Adults	409	3,573	11.4%	15.5%	16.5%	15.9%
% of FP17s for the same patient ID Re-attending between 3 & 9 months - Children	572	1,277	44.8%	54.7%	59.6%	58.0%
% of FP17s for the same patient ID Re-attending between 3 & 9 months - Adults	1,646	3,573	46.1%	50.6%	52.8%	50.5%
% of FP17s for Band 1 Urgent Courses	339	4,603	7.4%	8.8%	9.1%	9.0%
% of FP17s Relating to Free Repair or Replacements	57	4,603	1.2%	1.2%	1.0%	0.8%
% of FP17s Relating to Continuations	40	4,603	0.9%	1.5%	1.2%	1.1%
% of Patients satisfied with the dentistry they have received	16	21	76.2%	89.7%	91.6%	91.5%
% of Patients satisfied with the time they had to wait for an appointment	18	21	85.7%	86.6%	88.3%	87.9%

\* This is based on patients treated on this contract for their most recent course of treatment. Figures in italics indicate the base number of FP17s or Patient Questionnaire responses are less than 100. N/A is shown where the base number of responses is less than 10 during the period. % is calculated as Quantity/Base number\*100

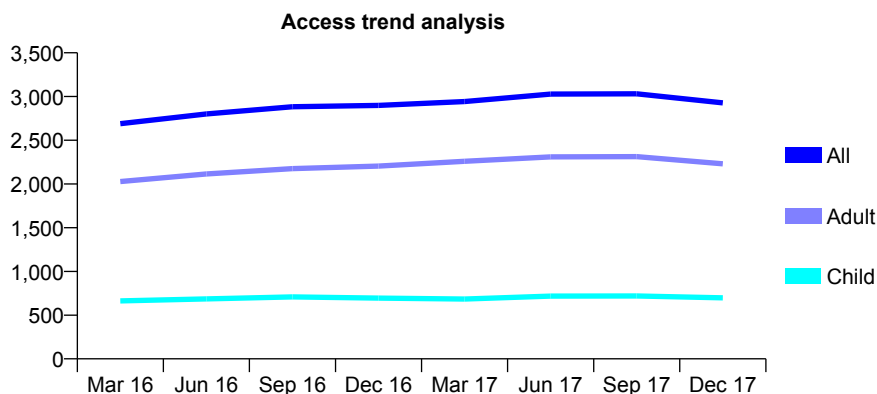
## Q45 - Vital Signs At a Glance Contract Report for 331260/0001 - December 2017

Name or company name	MRS CR WILLIS
Contract type name	GDS Contract
Purpose of contract	General
Contract start date	01/04/2006
Contract end date	

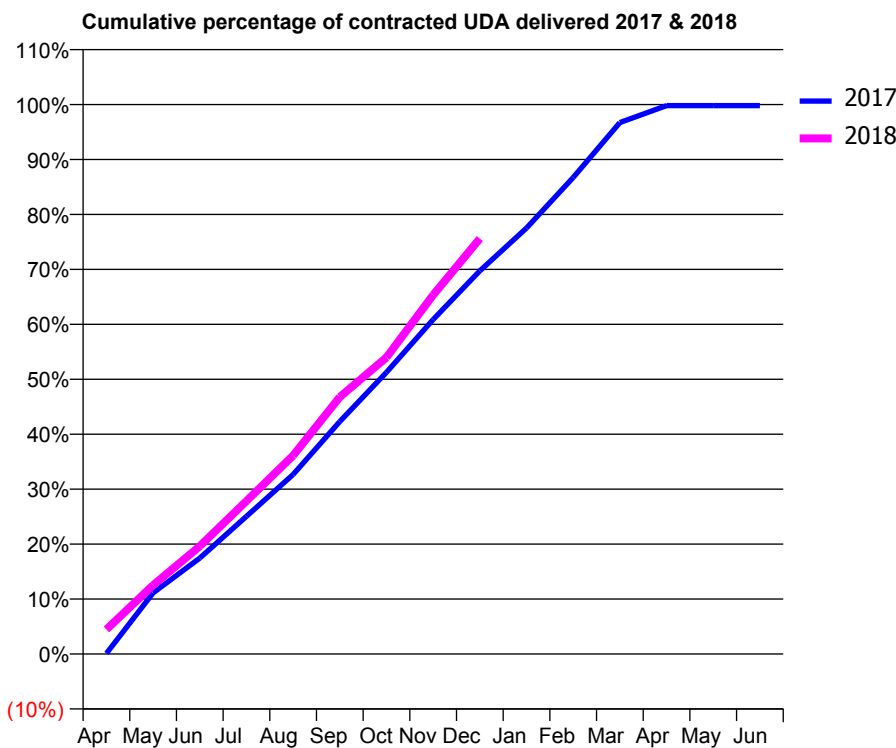
17/18 Contracted general activity (UDA)	7,365
Carry forward general activity (UDA)	15
17/18 Contracted orthodontic activity (UOA)	0
Carry forward orthodontic activity (UOA)	0
Baseline contract value	£191,977.99

### ACCESS\*

Patients seen in 24 months	Total	Change since previous quarter
Quarter ending December 2016	2,899	
Quarter ending March 2017	2,943	→
Quarter ending June 2017	3,028	↑
Quarter ending September 2017	3,031	→
Quarter ending December 2017	2,928	↓
<b>Variance since December 2016</b>	<b>1.0%</b>	<b>→</b>



### ACTIVITY



Month	Adjusted Scheduled Activity (UDA)	
	2017	2018
April	8	330
May	820	924
June	1,286	1,445
July	1,845	2,051
August	2,406	2,660
September	3,115	3,445
October	3,776	3,976
November	4,483	4,812
December	5,136	5,568
January	5,709	
February	6,386	
March	7,123	
April	7,350	
May	7,350	
June	7,350	

### QUALITY

	Quantity	Base Number	Contract	AT	Region	England
% of FP17s for the same patient ID Re-attending within 3 months - Children	24	681	3.5%	12.3%	12.9%	12.0%
% of FP17s for the same patient ID Re-attending within 3 months - Adults	290	2,178	13.3%	15.5%	16.5%	15.9%
% of FP17s for the same patient ID Re-attending between 3 & 9 months - Children	198	681	29.1%	54.7%	59.6%	58.0%
% of FP17s for the same patient ID Re-attending between 3 & 9 months - Adults	619	2,178	28.4%	50.6%	52.8%	50.5%
% of FP17s for Band 1 Urgent Courses	186	2,474	7.5%	8.8%	9.1%	9.0%
% of FP17s Relating to Free Repair or Replacements	35	2,474	1.4%	1.2%	1.0%	0.8%
% of FP17s Relating to Continuations	30	2,474	1.2%	1.5%	1.2%	1.1%
% of Patients satisfied with the dentistry they have received	4	4	N/A	89.7%	91.6%	91.5%
% of Patients satisfied with the time they had to wait for an appointment	4	4	N/A	86.6%	88.3%	87.9%

\* This is based on patients treated on this contract for their most recent course of treatment. Figures in italics indicate the base number of FP17s or Patient Questionnaire responses are less than 100. N/A is shown where the base number of responses is less than 10 during the period. % is calculated as Quantity/Base number\*100

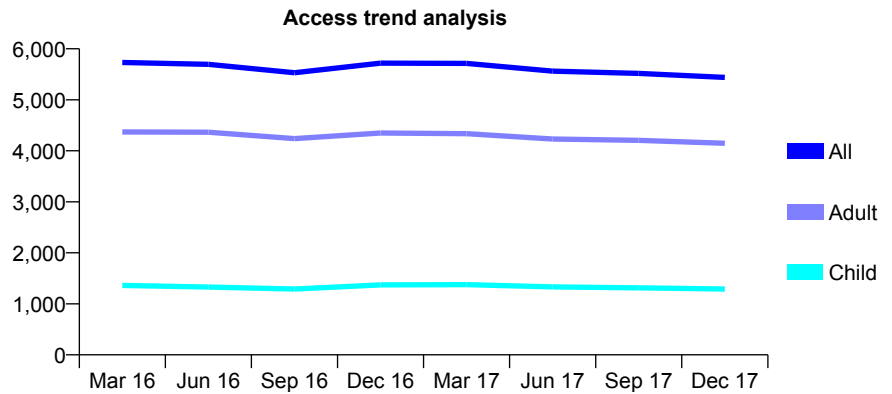
## Q45 - Vital Signs At a Glance Contract Report for 334073/0001 - December 2017

Name or company name	MR AM SPIVEY
Contract type name	GDS Contract
Purpose of contract	General and Orthodontic
Contract start date	01/04/2006
Contract end date	

17/18 Contracted general activity (UDA)	19,263
Carry forward general activity (UDA)	-23
17/18 Contracted orthodontic activity (UOA)	0
Carry forward orthodontic activity (UOA)	0
Baseline contract value	£462,585.37

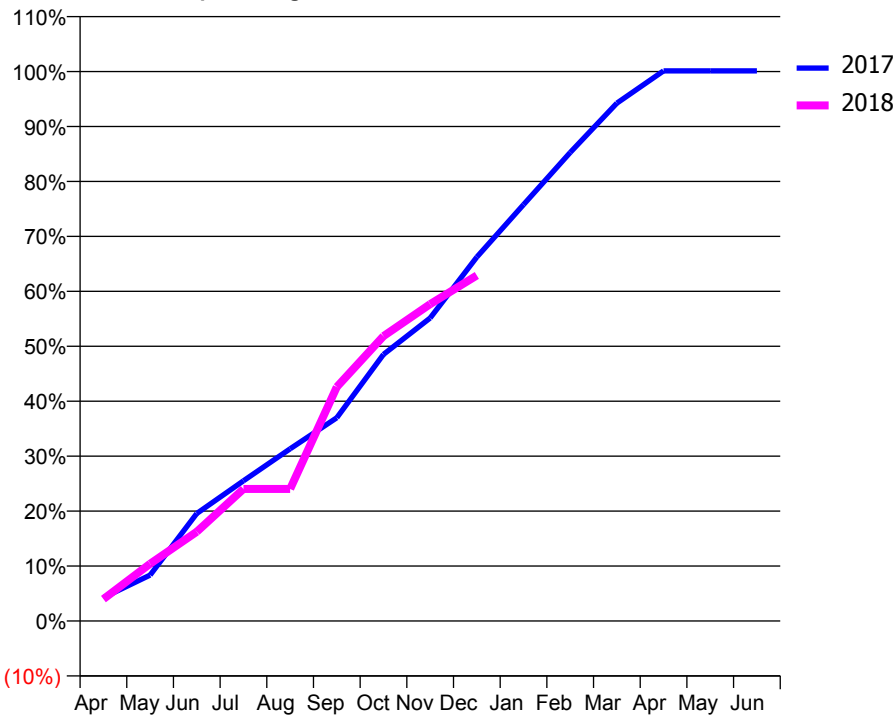
### ACCESS\*

Patients seen in 24 months	Total	Change since previous quarter
Quarter ending December 2016	5,719	
Quarter ending March 2017	5,713	→
Quarter ending June 2017	5,562	↓
Quarter ending September 2017	5,518	→
Quarter ending December 2017	5,440	↓
<b>Variance since December 2016</b>	<b>(4.9%)</b>	<b>↓</b>



### ACTIVITY

Cumulative percentage of contracted UDA delivered 2017 & 2018



Month	Adjusted Scheduled Activity (UDA)	
	2017	2018
April	842	770
May	1,651	2,005
June	3,870	3,132
July	5,045	4,632
August	6,193	4,632
September	7,309	8,207
October	9,592	9,989
November	10,900	11,110
December	13,089	12,112
January	14,976	
February	16,849	
March	18,625	
April	19,788	
May	19,786	
June	19,786	

### QUALITY

	Quantity	Base Number	Contract	AT	Region	England
% of FP17s for the same patient ID Re-attending within 3 months - Children	114	1,405	8.1%	12.3%	12.9%	12.0%
% of FP17s for the same patient ID Re-attending within 3 months - Adults	731	4,611	15.9%	15.5%	16.5%	15.9%
% of FP17s for the same patient ID Re-attending between 3 & 9 months - Children	795	1,405	56.6%	54.7%	59.6%	58.0%
% of FP17s for the same patient ID Re-attending between 3 & 9 months - Adults	2,769	4,611	60.1%	50.6%	52.8%	50.5%
% of FP17s for Band 1 Urgent Courses	362	5,527	6.5%	8.8%	9.1%	9.0%
% of FP17s Relating to Free Repair or Replacements	65	5,527	1.2%	1.2%	1.0%	0.8%
% of FP17s Relating to Continuations	33	5,527	0.6%	1.5%	1.2%	1.1%
% of Patients satisfied with the dentistry they have received	14	18	77.8%	89.7%	91.6%	91.5%
% of Patients satisfied with the time they had to wait for an appointment	15	18	83.3%	86.6%	88.3%	87.9%

\* This is based on patients treated on this contract for their most recent course of treatment. Figures in italics indicate the base number of FP17s or Patient Questionnaire responses are less than 100. N/A is shown where the base number of responses is less than 10 during the period. % is calculated as Quantity/Base number\*100

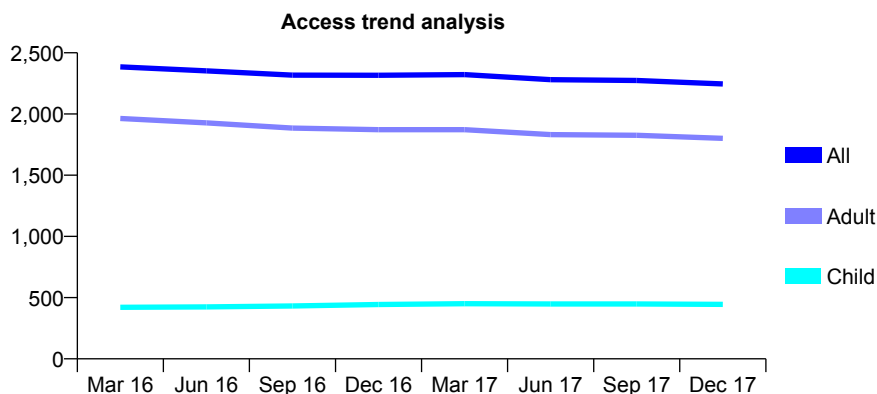
## Q45 - Vital Signs At a Glance Contract Report for 367761/0001 - December 2017

Name or company name	MISS EM ALLEN
Contract type name	GDS Contract
Purpose of contract	General
Contract start date	13/03/2011
Contract end date	

17/18 Contracted general activity (UDA)	7,482
Carry forward general activity (UDA)	258
17/18 Contracted orthodontic activity (UOA)	0
Carry forward orthodontic activity (UOA)	0
Baseline contract value	£192,638.44

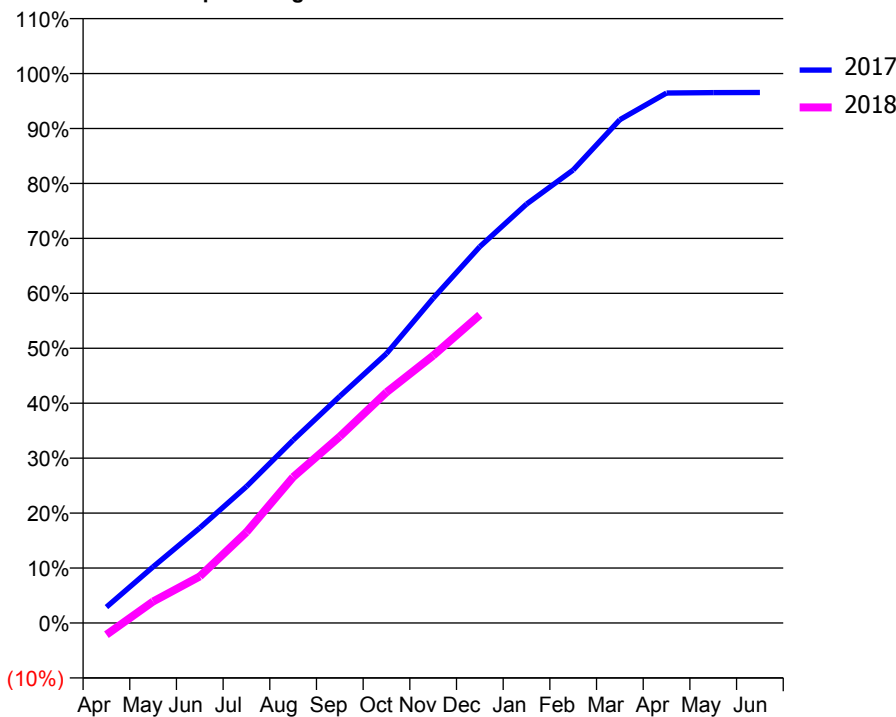
### ACCESS\*

Patients seen in 24 months	Total	Change since previous quarter
Quarter ending December 2016	2,316	
Quarter ending March 2017	2,322	→
Quarter ending June 2017	2,280	↓
Quarter ending September 2017	2,274	→
Quarter ending December 2017	2,246	↓
<b>Variance since December 2016</b>	<b>(3.0%)</b>	<b>↓</b>



### ACTIVITY

Cumulative percentage of contracted UDA delivered 2017 & 2018



Month	Adjusted Scheduled Activity (UDA)	
	2017	2018
April	217	-161
May	765	294
June	1,295	634
July	1,859	1,237
August	2,491	1,987
September	3,087	2,539
October	3,669	3,141
November	4,422	3,641
December	5,125	4,195
January	5,703	
February	6,168	
March	6,854	
April	7,216	
May	7,223	
June	7,224	

### QUALITY

	Quantity	Base Number	Contract	AT	Region	England
% of FP17s for the same patient ID Re-attending within 3 months - Children	60	435	13.8%	12.3%	12.9%	12.0%
% of FP17s for the same patient ID Re-attending within 3 months - Adults	328	1,803	18.2%	15.5%	16.5%	15.9%
% of FP17s for the same patient ID Re-attending between 3 & 9 months - Children	204	435	46.9%	54.7%	59.6%	58.0%
% of FP17s for the same patient ID Re-attending between 3 & 9 months - Adults	818	1,803	45.4%	50.6%	52.8%	50.5%
% of FP17s for Band 1 Urgent Courses	234	2,105	11.1%	8.8%	9.1%	9.0%
% of FP17s Relating to Free Repair or Replacements	11	2,105	0.5%	1.2%	1.0%	0.8%
% of FP17s Relating to Continuations	55	2,105	2.6%	1.5%	1.2%	1.1%
% of Patients satisfied with the dentistry they have received	7	7	N/A	89.7%	91.6%	91.5%
% of Patients satisfied with the time they had to wait for an appointment	7	7	N/A	86.6%	88.3%	87.9%

\* This is based on patients treated on this contract for their most recent course of treatment. Figures in italics indicate the base number of FP17s or Patient Questionnaire responses are less than 100. N/A is shown where the base number of responses is less than 10 during the period. % is calculated as Quantity/Base number\*100

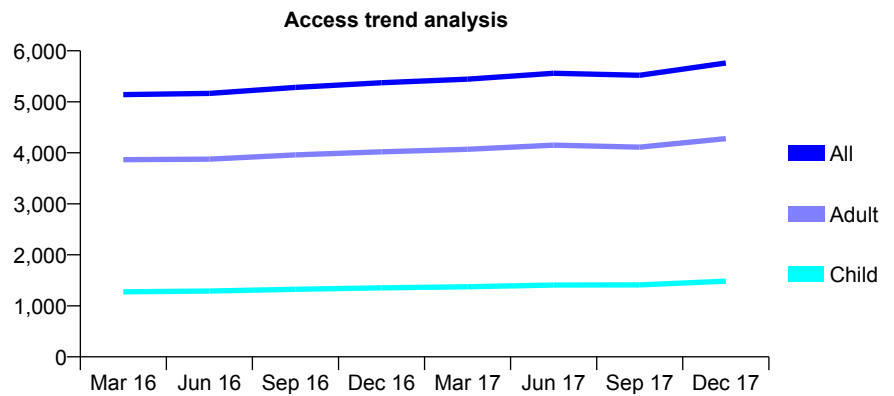
## Q45 - Vital Signs At a Glance Contract Report for 399671/0001 - December 2017

Name or company name	MR N SUGGETT
Contract type name	GDS Contract
Purpose of contract	General
Contract start date	20/12/2010
Contract end date	

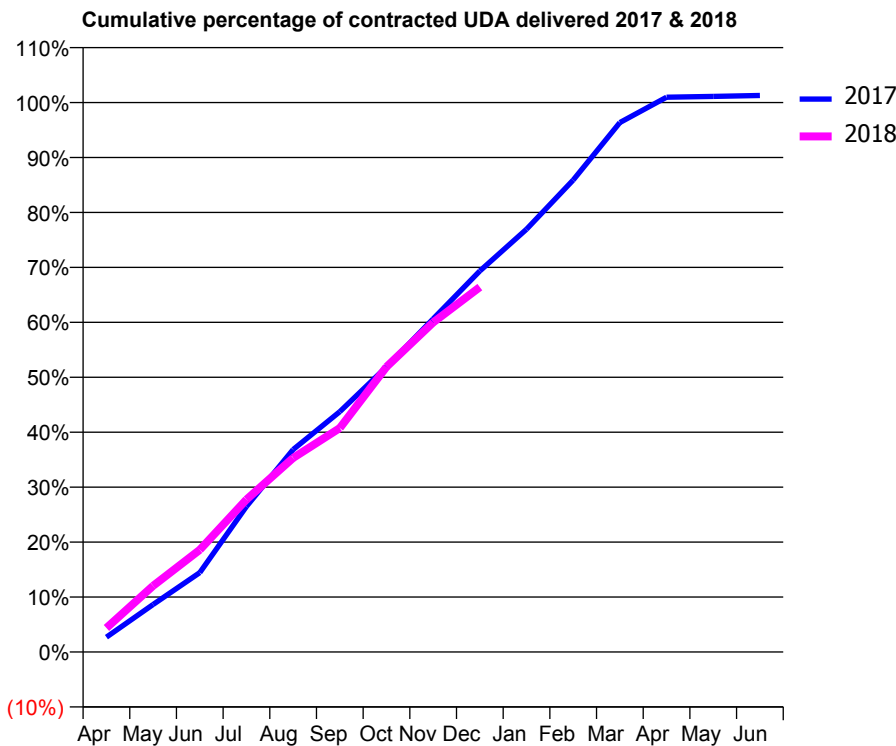
17/18 Contracted general activity (UDA)	18,907
Carry forward general activity (UDA)	-242
17/18 Contracted orthodontic activity (UOA)	0
Carry forward orthodontic activity (UOA)	0
Baseline contract value	£423,162.59

### ACCESS\*

Patients seen in 24 months	Total	Change since previous quarter
Quarter ending December 2016	5,373	
Quarter ending March 2017	5,444	→
Quarter ending June 2017	5,559	↑
Quarter ending September 2017	5,520	→
Quarter ending December 2017	5,762	↑
<b>Variance since December 2016</b>	<b>7.2%</b>	<b>↑</b>



### ACTIVITY



Month	Adjusted Scheduled Activity (UDA)	
	2017	2018
April	511	828
May	1,634	2,276
June	2,731	3,517
July	5,009	5,247
August	6,967	6,679
September	8,272	7,708
October	9,811	9,812
November	11,462	11,339
December	13,111	12,555
January	14,546	
February	16,241	
March	18,215	
April	19,090	
May	19,117	
June	19,149	

### QUALITY

	Quantity	Base Number	Contract	AT	Region	England
% of FP17s for the same patient ID Re-attending within 3 months - Children	89	1,542	5.8%	12.3%	12.9%	12.0%
% of FP17s for the same patient ID Re-attending within 3 months - Adults	472	3,994	11.8%	15.5%	16.5%	15.9%
% of FP17s for the same patient ID Re-attending between 3 & 9 months - Children	858	1,542	55.6%	54.7%	59.6%	58.0%
% of FP17s for the same patient ID Re-attending between 3 & 9 months - Adults	2,014	3,994	50.4%	50.6%	52.8%	50.5%
% of FP17s for Band 1 Urgent Courses	527	5,199	10.1%	8.8%	9.1%	9.0%
% of FP17s Relating to Free Repair or Replacements	52	5,199	1.0%	1.2%	1.0%	0.8%
% of FP17s Relating to Continuations	38	5,199	0.7%	1.5%	1.2%	1.1%
% of Patients satisfied with the dentistry they have received	9	9	N/A	89.7%	91.6%	91.5%
% of Patients satisfied with the time they had to wait for an appointment	7	9	N/A	86.6%	88.3%	87.9%

\* This is based on patients treated on this contract for their most recent course of treatment. Figures in italics indicate the base number of FP17s or Patient Questionnaire responses are less than 100. N/A is shown where the base number of responses is less than 10 during the period. % is calculated as Quantity/Base number\*100

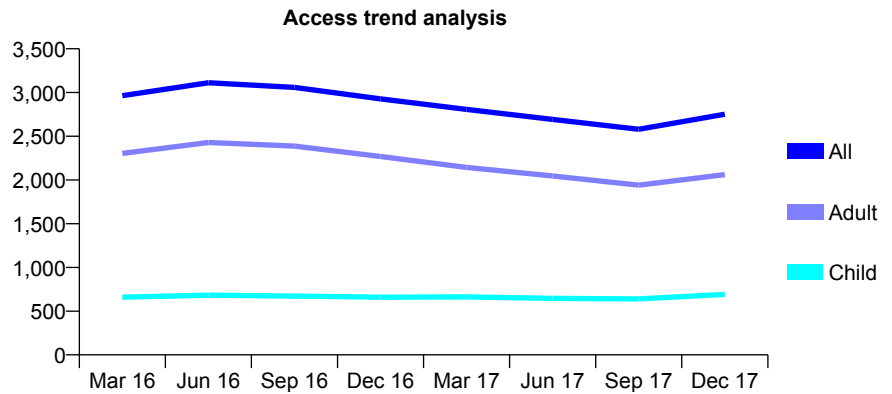
## Q45 - Vital Signs At a Glance Contract Report for 462373/0001 - December 2017

Name or company name	Wentworth House Dental Practice
Contract type name	GDS Contract
Purpose of contract	General
Contract start date	01/07/2014
Contract end date	

17/18 Contracted general activity (UDA)	14,089
Carry forward general activity (UDA)	0
17/18 Contracted orthodontic activity (UOA)	0
Carry forward orthodontic activity (UOA)	0
Baseline contract value	£371,611.08

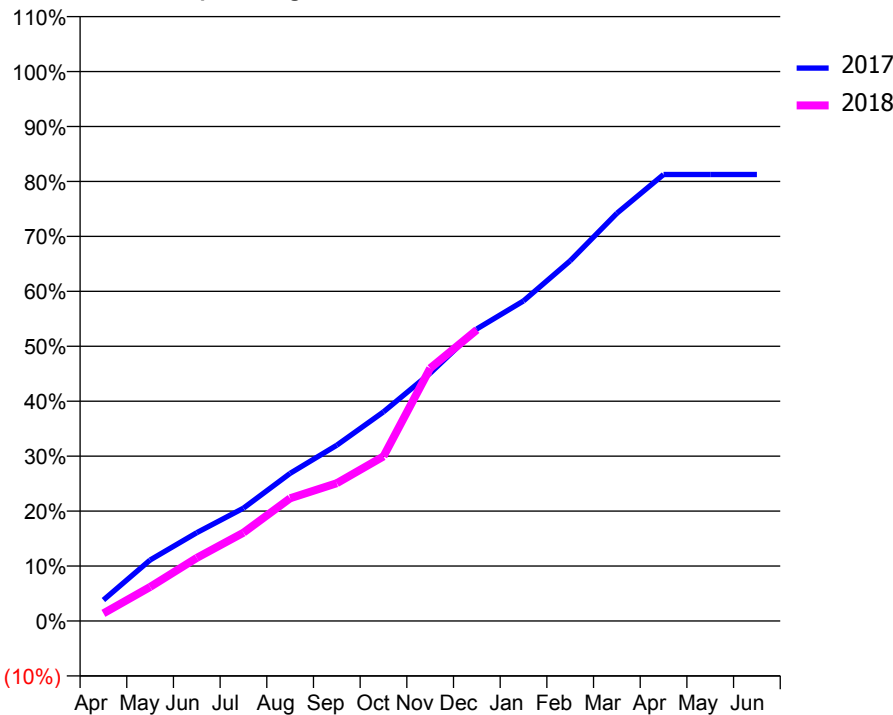
### ACCESS\*

Patients seen in 24 months	Total	Change since previous quarter
Quarter ending December 2016	2,927	
Quarter ending March 2017	2,807	↓
Quarter ending June 2017	2,692	↓
Quarter ending September 2017	2,579	↓
Quarter ending December 2017	2,752	↑
<b>Variance since December 2016</b>	<b>(6.0%)</b>	<b>↓</b>



### ACTIVITY

Cumulative percentage of contracted UDA delivered 2017 & 2018



Month	Adjusted Scheduled Activity (UDA)	
	2017	2018
April	538	198
May	1,563	874
June	2,263	1,617
July	2,894	2,266
August	3,788	3,146
September	4,508	3,533
October	5,361	4,221
November	6,353	6,479
December	7,488	7,467
January	8,208	
February	9,236	
March	10,452	
April	11,448	
May	11,448	
June	11,448	

### QUALITY

	Quantity	Base Number	Contract	AT	Region	England
% of FP17s for the same patient ID Re-attending within 3 months - Children	65	739	8.8%	12.3%	12.9%	12.0%
% of FP17s for the same patient ID Re-attending within 3 months - Adults	431	2,107	20.5%	15.5%	16.5%	15.9%
% of FP17s for the same patient ID Re-attending between 3 & 9 months - Children	330	739	44.7%	54.7%	59.6%	58.0%
% of FP17s for the same patient ID Re-attending between 3 & 9 months - Adults	817	2,107	38.8%	50.6%	52.8%	50.5%
% of FP17s for Band 1 Urgent Courses	408	2,620	15.6%	8.8%	9.1%	9.0%
% of FP17s Relating to Free Repair or Replacements	8	2,620	0.3%	1.2%	1.0%	0.8%
% of FP17s Relating to Continuations	63	2,620	2.4%	1.5%	1.2%	1.1%
% of Patients satisfied with the dentistry they have received	1	3	N/A	89.7%	91.6%	91.5%
% of Patients satisfied with the time they had to wait for an appointment	2	3	N/A	86.6%	88.3%	87.9%

\* This is based on patients treated on this contract for their most recent course of treatment. Figures in italics indicate the base number of FP17s or Patient Questionnaire responses are less than 100. N/A is shown where the base number of responses is less than 10 during the period. % is calculated as Quantity/Base number\*100



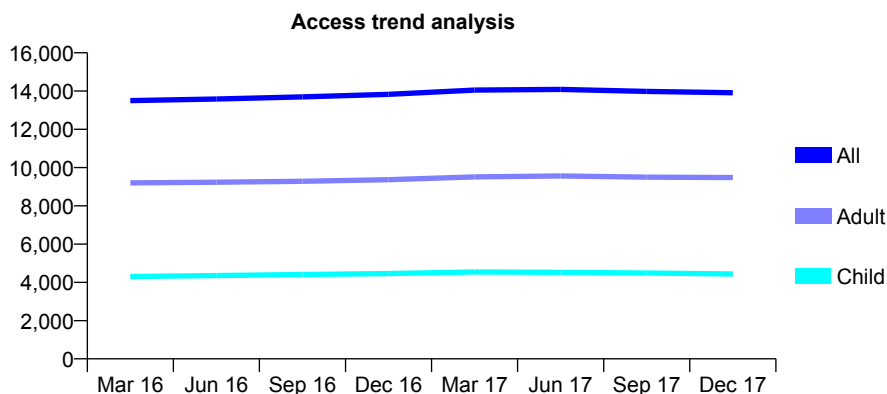
## Q45 - Vital Signs At a Glance Contract Report for 569992/0001 - December 2017

Name or company name	Mr Michael Stanley Hulley
Contract type name	GDS Contract
Purpose of contract	General
Contract start date	01/04/2006
Contract end date	

17/18 Contracted general activity (UDA)	42,999
Carry forward general activity (UDA)	1,148
17/18 Contracted orthodontic activity (UOA)	0
Carry forward orthodontic activity (UOA)	0
Baseline contract value	£1,042,522.98

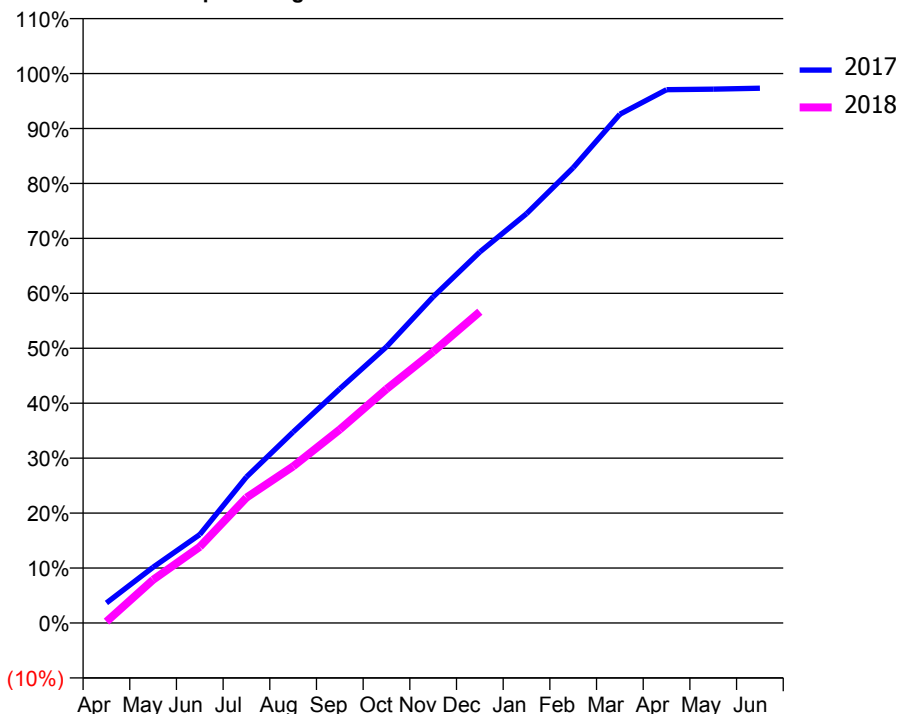
### ACCESS\*

Patients seen in 24 months	Total	Change since previous quarter
Quarter ending December 2016	13,826	
Quarter ending March 2017	14,054	→
Quarter ending June 2017	14,085	→
Quarter ending September 2017	13,983	→
Quarter ending December 2017	13,915	→
<b>Variance since December 2016</b>	<b>0.6%</b>	<b>→</b>



### ACTIVITY

Cumulative percentage of contracted UDA delivered 2017 & 2018



Month	Adjusted Scheduled Activity (UDA)	
	2017	2018
April	1,567	110
May	4,363	3,389
June	6,920	5,967
July	11,435	9,812
August	14,947	12,251
September	18,332	15,141
October	21,620	18,306
November	25,528	21,226
December	29,033	24,363
January	32,025	
February	35,625	
March	39,816	
April	41,729	
May	41,775	
June	41,851	

### QUALITY

	Quantity	Base Number	Contract	AT	Region	England
% of FP17s for the same patient ID Re-attending within 3 months - Children	385	4,957	7.8%	12.3%	12.9%	12.0%
% of FP17s for the same patient ID Re-attending within 3 months - Adults	1,343	9,027	14.9%	15.5%	16.5%	15.9%
% of FP17s for the same patient ID Re-attending between 3 & 9 months - Children	3,258	4,957	65.7%	54.7%	59.6%	58.0%
% of FP17s for the same patient ID Re-attending between 3 & 9 months - Adults	4,713	9,027	52.2%	50.6%	52.8%	50.5%
% of FP17s for Band 1 Urgent Courses	1,691	13,079	12.9%	8.8%	9.1%	9.0%
% of FP17s Relating to Free Repair or Replacements	454	13,079	3.5%	1.2%	1.0%	0.8%
% of FP17s Relating to Continuations	133	13,079	1.0%	1.5%	1.2%	1.1%
% of Patients satisfied with the dentistry they have received	13	14	92.9%	89.7%	91.6%	91.5%
% of Patients satisfied with the time they had to wait for an appointment	13	14	92.9%	86.6%	88.3%	87.9%

\* This is based on patients treated on this contract for their most recent course of treatment. Figures in italics indicate the base number of FP17s or Patient Questionnaire responses are less than 100. N/A is shown where the base number of responses is less than 10 during the period. % is calculated as Quantity/Base number\*100

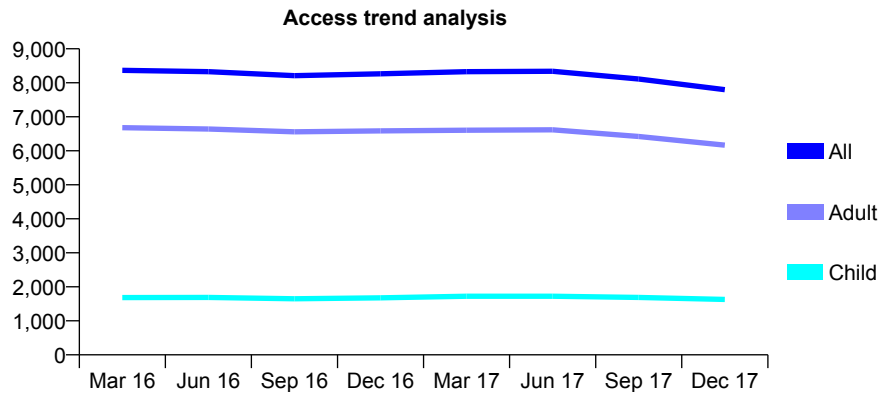
## Q45 - Vital Signs At a Glance Contract Report for 572926/0001 - December 2017

Name or company name	Avante Dental Care Partnership
Contract type name	GDS Contract
Purpose of contract	General and Orthodontic
Contract start date	01/04/2006
Contract end date	

17/18 Contracted general activity (UDA)	27,440
Carry forward general activity (UDA)	0
17/18 Contracted orthodontic activity (UOA)	274
Carry forward orthodontic activity (UOA)	0
Baseline contract value	£674,104.22

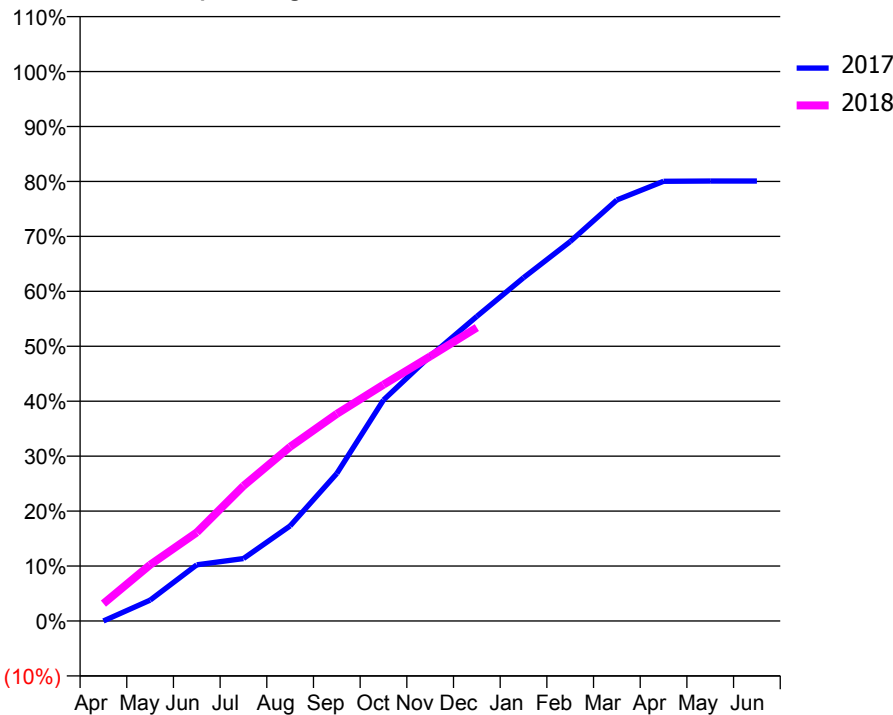
### ACCESS\*

Patients seen in 24 months	Total	Change since previous quarter
Quarter ending December 2016	8,266	
Quarter ending March 2017	8,326	→
Quarter ending June 2017	8,339	→
Quarter ending September 2017	8,111	↓
Quarter ending December 2017	7,797	↓
<b>Variance since December 2016</b>	<b>(5.7%)</b>	<b>↓</b>



### ACTIVITY

Cumulative percentage of contracted UDA delivered 2017 & 2018



Month	Adjusted Scheduled Activity (UDA)	
	2017	2018
April	0	866
May	1,043	2,808
June	2,804	4,426
July	3,121	6,751
August	4,748	8,697
September	7,369	10,345
October	11,038	11,802
November	13,227	13,218
December	15,210	14,651
January	17,140	
February	18,946	
March	21,025	
April	21,957	
May	21,969	
June	21,969	

### QUALITY

	Quantity	Base Number	Contract	AT	Region	England
% of FP17s for the same patient ID Re-attending within 3 months - Children	149	1,810	8.2%	12.3%	12.9%	12.0%
% of FP17s for the same patient ID Re-attending within 3 months - Adults	834	6,739	12.4%	15.5%	16.5%	15.9%
% of FP17s for the same patient ID Re-attending between 3 & 9 months - Children	1,253	1,810	69.2%	54.7%	59.6%	58.0%
% of FP17s for the same patient ID Re-attending between 3 & 9 months - Adults	4,628	6,739	68.7%	50.6%	52.8%	50.5%
% of FP17s for Band 1 Urgent Courses	440	8,068	5.5%	8.8%	9.1%	9.0%
% of FP17s Relating to Free Repair or Replacements	59	8,068	0.7%	1.2%	1.0%	0.8%
% of FP17s Relating to Continuations	185	8,068	2.3%	1.5%	1.2%	1.1%
% of Patients satisfied with the dentistry they have received	17	17	100.0%	89.7%	91.6%	91.5%
% of Patients satisfied with the time they had to wait for an appointment	16	17	94.1%	86.6%	88.3%	87.9%

\* This is based on patients treated on this contract for their most recent course of treatment. Figures in italics indicate the base number of FP17s or Patient Questionnaire responses are less than 100. N/A is shown where the base number of responses is less than 10 during the period. % is calculated as Quantity/Base number\*100

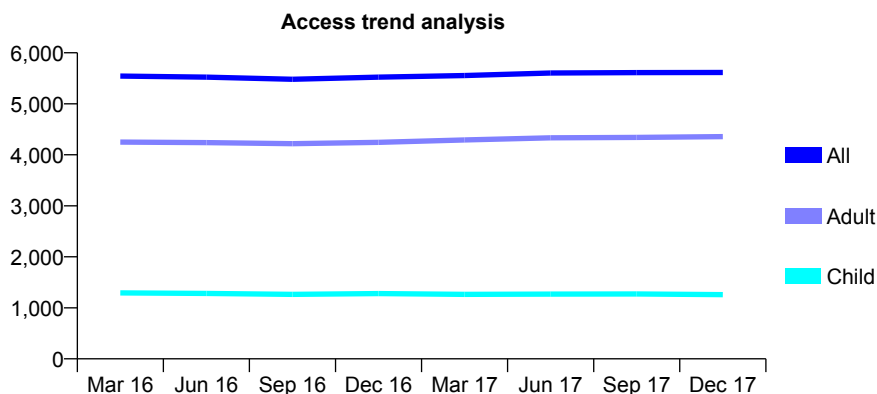
## Q45 - Vital Signs At a Glance Contract Report for 576549/0001 - December 2017

Name or company name	Ashby and Atkinson
Contract type name	GDS Contract
Purpose of contract	General
Contract start date	01/04/2006
Contract end date	

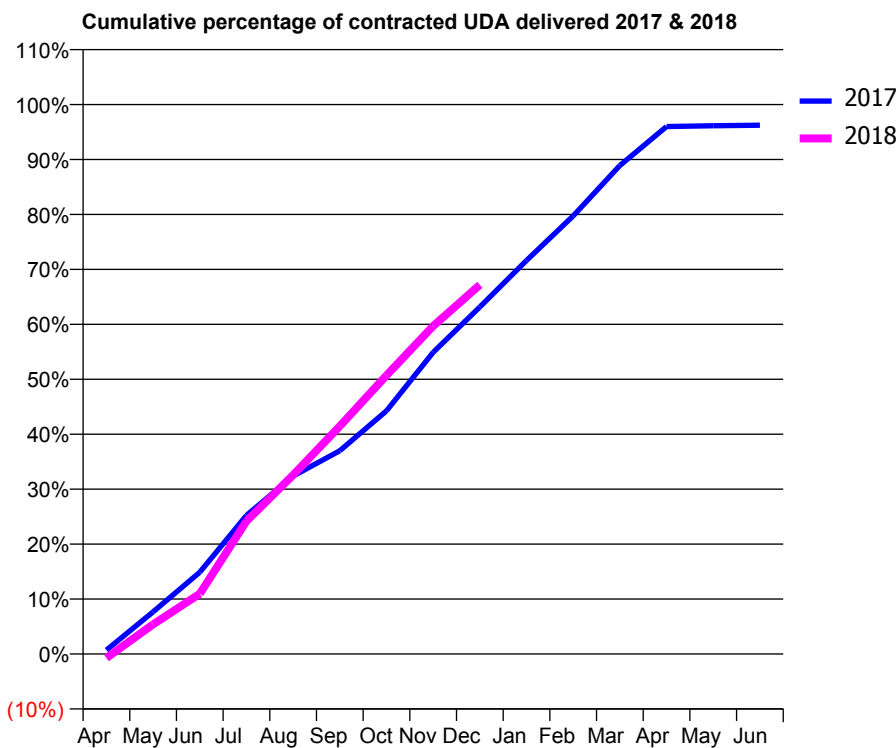
17/18 Contracted general activity (UDA)	13,993
Carry forward general activity (UDA)	529
17/18 Contracted orthodontic activity (UOA)	0
Carry forward orthodontic activity (UOA)	0
Baseline contract value	£389,648.86

### ACCESS\*

Patients seen in 24 months	Total	Change since previous quarter
Quarter ending December 2016	5,524	
Quarter ending March 2017	5,555	→
Quarter ending June 2017	5,603	→
Quarter ending September 2017	5,613	→
Quarter ending December 2017	5,615	→
<b>Variance since December 2016</b>	<b>1.6%</b>	<b>→</b>



### ACTIVITY



Month	Adjusted Scheduled Activity (UDA)	
	2017	2018
April	101	-104
May	1,076	754
June	2,082	1,535
July	3,529	3,383
August	4,533	4,559
September	5,177	5,803
October	6,190	7,095
November	7,684	8,352
December	8,838	9,401
January	10,021	
February	11,156	
March	12,441	
April	13,431	
May	13,451	
June	13,464	

### QUALITY

	Quantity	Base Number	Contract	AT	Region	England
% of FP17s for the same patient ID Re-attending within 3 months - Children	106	1,567	6.8%	12.3%	12.9%	12.0%
% of FP17s for the same patient ID Re-attending within 3 months - Adults	595	4,262	14.0%	15.5%	16.5%	15.9%
% of FP17s for the same patient ID Re-attending between 3 & 9 months - Children	1,026	1,567	65.5%	54.7%	59.6%	58.0%
% of FP17s for the same patient ID Re-attending between 3 & 9 months - Adults	2,003	4,262	47.0%	50.6%	52.8%	50.5%
% of FP17s for Band 1 Urgent Courses	365	4,881	7.5%	8.8%	9.1%	9.0%
% of FP17s Relating to Free Repair or Replacements	62	4,881	1.3%	1.2%	1.0%	0.8%
% of FP17s Relating to Continuations	79	4,881	1.6%	1.5%	1.2%	1.1%
% of Patients satisfied with the dentistry they have received	11	12	91.7%	89.7%	91.6%	91.5%
% of Patients satisfied with the time they had to wait for an appointment	10	12	83.3%	86.6%	88.3%	87.9%

\* This is based on patients treated on this contract for their most recent course of treatment. Figures in italics indicate the base number of FP17s or Patient Questionnaire responses are less than 100. N/A is shown where the base number of responses is less than 10 during the period. % is calculated as Quantity/Base number\*100

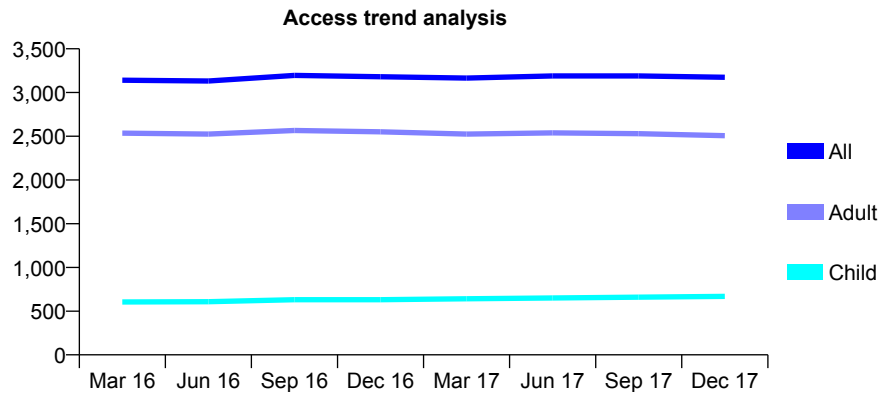
## Q45 - Vital Signs At a Glance Contract Report for 603252/0001 - December 2017

Name or company name	MRS S BEDI
Contract type name	GDS Contract
Purpose of contract	General
Contract start date	01/01/2011
Contract end date	

17/18 Contracted general activity (UDA)	9,825
Carry forward general activity (UDA)	169
17/18 Contracted orthodontic activity (UOA)	0
Carry forward orthodontic activity (UOA)	0
Baseline contract value	£266,159.80

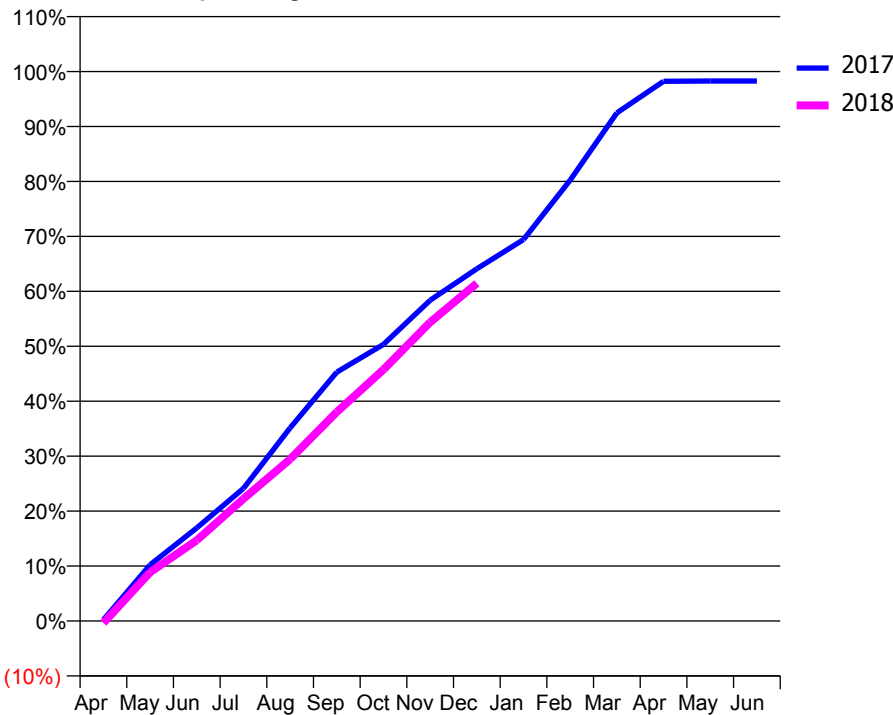
### ACCESS\*

Patients seen in 24 months	Total	Change since previous quarter
Quarter ending December 2016	3,181	
Quarter ending March 2017	3,166	→
Quarter ending June 2017	3,189	→
Quarter ending September 2017	3,189	→
Quarter ending December 2017	3,175	→
<b>Variance since December 2016</b>	<b>(0.2%)</b>	→



### ACTIVITY

Cumulative percentage of contracted UDA delivered 2017 & 2018



Month	Adjusted Scheduled Activity (UDA)	
	2017	2018
April	22	-37
May	1,004	871
June	1,664	1,445
July	2,371	2,184
August	3,454	2,893
September	4,451	3,738
October	4,946	4,496
November	5,736	5,343
December	6,298	6,039
January	6,819	
February	7,884	
March	9,086	
April	9,650	
May	9,655	
June	9,656	

### QUALITY

	Quantity	Base Number	Contract	AT	Region	England
% of FP17s for the same patient ID Re-attending within 3 months - Children	87	834	10.4%	12.3%	12.9%	12.0%
% of FP17s for the same patient ID Re-attending within 3 months - Adults	382	3,005	12.7%	15.5%	16.5%	15.9%
% of FP17s for the same patient ID Re-attending between 3 & 9 months - Children	549	834	65.8%	54.7%	59.6%	58.0%
% of FP17s for the same patient ID Re-attending between 3 & 9 months - Adults	2,073	3,005	69.0%	50.6%	52.8%	50.5%
% of FP17s for Band 1 Urgent Courses	196	3,580	5.5%	8.8%	9.1%	9.0%
% of FP17s Relating to Free Repair or Replacements	35	3,580	1.0%	1.2%	1.0%	0.8%
% of FP17s Relating to Continuations	41	3,580	1.1%	1.5%	1.2%	1.1%
% of Patients satisfied with the dentistry they have received	13	14	92.9%	89.7%	91.6%	91.5%
% of Patients satisfied with the time they had to wait for an appointment	13	14	92.9%	86.6%	88.3%	87.9%

\* This is based on patients treated on this contract for their most recent course of treatment. Figures in italics indicate the base number of FP17s or Patient Questionnaire responses are less than 100. N/A is shown where the base number of responses is less than 10 during the period. % is calculated as Quantity/Base number\*100

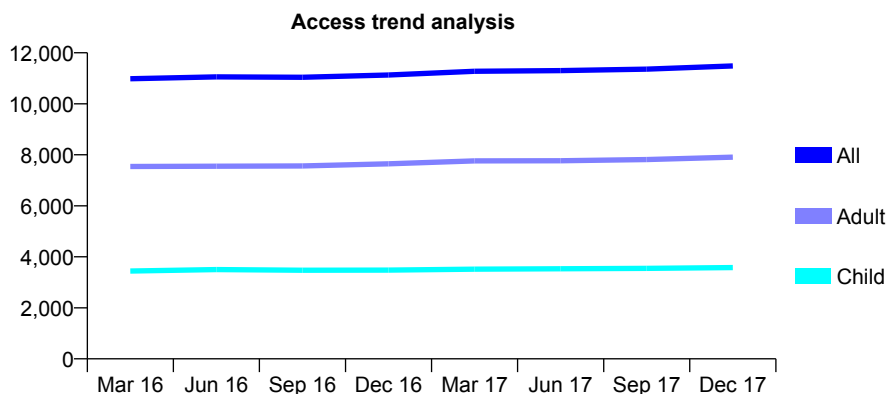
## Q45 - Vital Signs At a Glance Contract Report for 629758/0001 - December 2017

Name or company name	MISS HJ ALMOND
Contract type name	GDS Contract
Purpose of contract	General
Contract start date	01/04/2006
Contract end date	

17/18 Contracted general activity (UDA)	35,817
Carry forward general activity (UDA)	-399
17/18 Contracted orthodontic activity (UOA)	0
Carry forward orthodontic activity (UOA)	0
Baseline contract value	£959,781.29

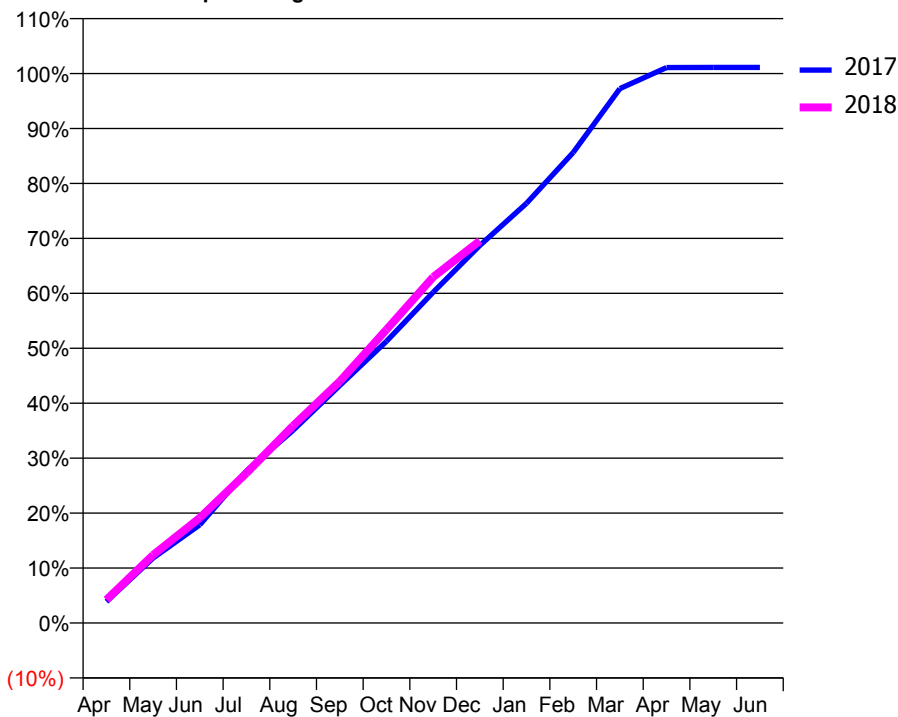
### ACCESS\*

Patients seen in 24 months	Total	Change since previous quarter
Quarter ending December 2016	11,127	
Quarter ending March 2017	11,276	→
Quarter ending June 2017	11,300	→
Quarter ending September 2017	11,362	→
Quarter ending December 2017	11,486	→
<b>Variance since December 2016</b>	<b>3.2%</b>	<b>↑</b>



### ACTIVITY

Cumulative percentage of contracted UDA delivered 2017 & 2018



Month	Adjusted Scheduled Activity (UDA)	
	2017	2018
April	1,396	1,518
May	4,238	4,441
June	6,400	6,850
July	9,908	9,770
August	12,557	12,859
September	15,476	15,751
October	18,352	19,129
November	21,552	22,552
December	24,597	24,918
January	27,347	
February	30,652	
March	34,817	
April	36,192	
May	36,199	
June	36,199	

### QUALITY

	Quantity	Base Number	Contract	AT	Region	England
% of FP17s for the same patient ID Re-attending within 3 months - Children	341	3,747	9.1%	12.3%	12.9%	12.0%
% of FP17s for the same patient ID Re-attending within 3 months - Adults	1,159	7,785	14.9%	15.5%	16.5%	15.9%
% of FP17s for the same patient ID Re-attending between 3 & 9 months - Children	2,037	3,747	54.4%	54.7%	59.6%	58.0%
% of FP17s for the same patient ID Re-attending between 3 & 9 months - Adults	4,227	7,785	54.3%	50.6%	52.8%	50.5%
% of FP17s for Band 1 Urgent Courses	529	10,264	5.2%	8.8%	9.1%	9.0%
% of FP17s Relating to Free Repair or Replacements	243	10,264	2.4%	1.2%	1.0%	0.8%
% of FP17s Relating to Continuations	278	10,264	2.7%	1.5%	1.2%	1.1%
% of Patients satisfied with the dentistry they have received	13	15	86.7%	89.7%	91.6%	91.5%
% of Patients satisfied with the time they had to wait for an appointment	14	15	93.3%	86.6%	88.3%	87.9%

\* This is based on patients treated on this contract for their most recent course of treatment. Figures in italics indicate the base number of FP17s or Patient Questionnaire responses are less than 100. N/A is shown where the base number of responses is less than 10 during the period. % is calculated as Quantity/Base number\*100

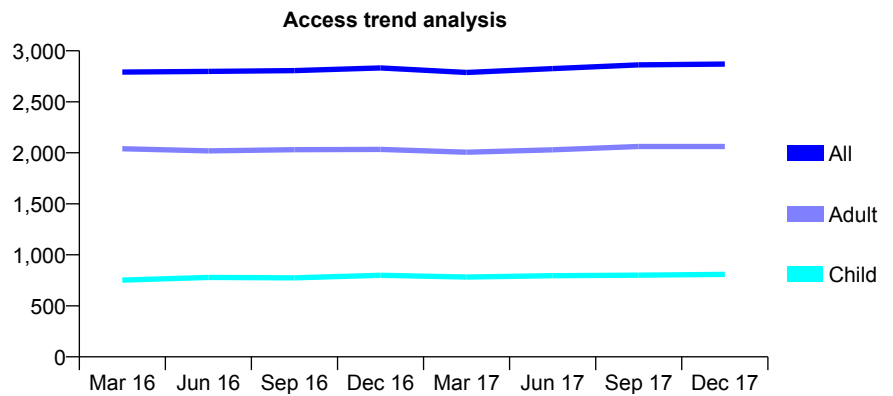
## Q45 - Vital Signs At a Glance Contract Report for 630500/0001 - December 2017

Name or company name	MR NP PLAHE
Contract type name	GDS Contract
Purpose of contract	General
Contract start date	01/04/2006
Contract end date	

17/18 Contracted general activity (UDA)	7,723
Carry forward general activity (UDA)	0
17/18 Contracted orthodontic activity (UOA)	0
Carry forward orthodontic activity (UOA)	0
Baseline contract value	£182,547.68

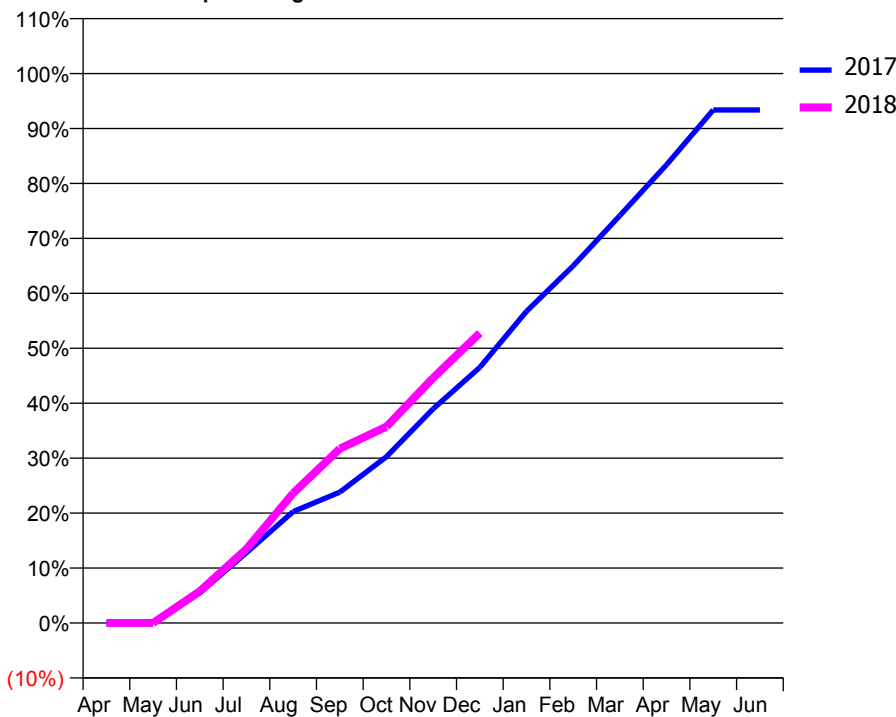
### ACCESS\*

Patients seen in 24 months	Total	Change since previous quarter
Quarter ending December 2016	2,832	
Quarter ending March 2017	2,788	↓
Quarter ending June 2017	2,825	→
Quarter ending September 2017	2,862	→
Quarter ending December 2017	2,870	→
<b>Variance since December 2016</b>	<b>1.3%</b>	<b>→</b>



### ACTIVITY

Cumulative percentage of contracted UDA delivered 2017 & 2018



Month	Adjusted Scheduled Activity (UDA)	
	2017	2018
April	0	0
May	0	0
June	422	447
July	988	1,041
August	1,567	1,824
September	1,839	2,450
October	2,338	2,760
November	3,012	3,445
December	3,594	4,076
January	4,382	
February	5,020	
March	5,727	
April	6,441	
May	7,211	
June	7,211	

### QUALITY

	Quantity	Base Number	Contract	AT	Region	England
% of FP17s for the same patient ID Re-attending within 3 months - Children	23	694	3.3%	12.3%	12.9%	12.0%
% of FP17s for the same patient ID Re-attending within 3 months - Adults	257	1,747	14.7%	15.5%	16.5%	15.9%
% of FP17s for the same patient ID Re-attending between 3 & 9 months - Children	288	694	41.5%	54.7%	59.6%	58.0%
% of FP17s for the same patient ID Re-attending between 3 & 9 months - Adults	658	1,747	37.7%	50.6%	52.8%	50.5%
% of FP17s for Band 1 Urgent Courses	80	1,799	4.4%	8.8%	9.1%	9.0%
% of FP17s Relating to Free Repair or Replacements	29	1,799	1.6%	1.2%	1.0%	0.8%
% of FP17s Relating to Continuations	36	1,799	2.0%	1.5%	1.2%	1.1%
% of Patients satisfied with the dentistry they have received	7	9	N/A	89.7%	91.6%	91.5%
% of Patients satisfied with the time they had to wait for an appointment	7	9	N/A	86.6%	88.3%	87.9%

\* This is based on patients treated on this contract for their most recent course of treatment. Figures in italics indicate the base number of FP17s or Patient Questionnaire responses are less than 100. N/A is shown where the base number of responses is less than 10 during the period. % is calculated as Quantity/Base number\*100

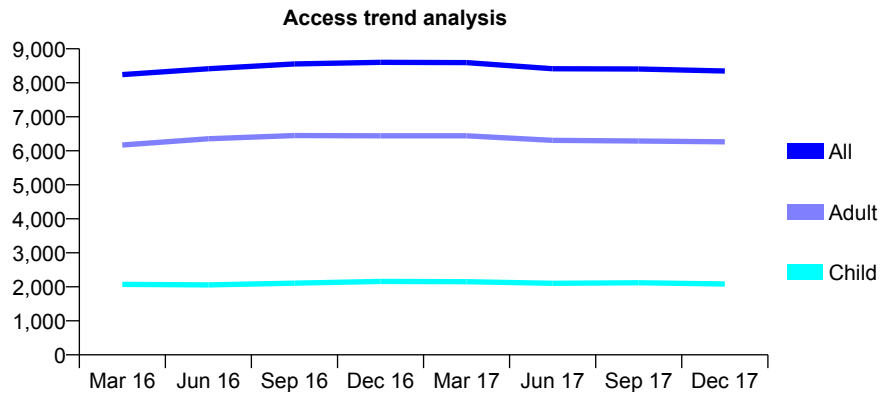
## Q45 - Vital Signs At a Glance Contract Report for 636827/0002 - December 2017

Name or company name	MR OS DHANOYA
Contract type name	Pilot Contract
Purpose of contract	General
Contract start date	01/04/2006
Contract end date	

17/18 Contracted general activity (UDA)	30,842
Carry forward general activity (UDA)	0
17/18 Contracted orthodontic activity (UOA)	0
Carry forward orthodontic activity (UOA)	0
Baseline contract value	£873,341.54

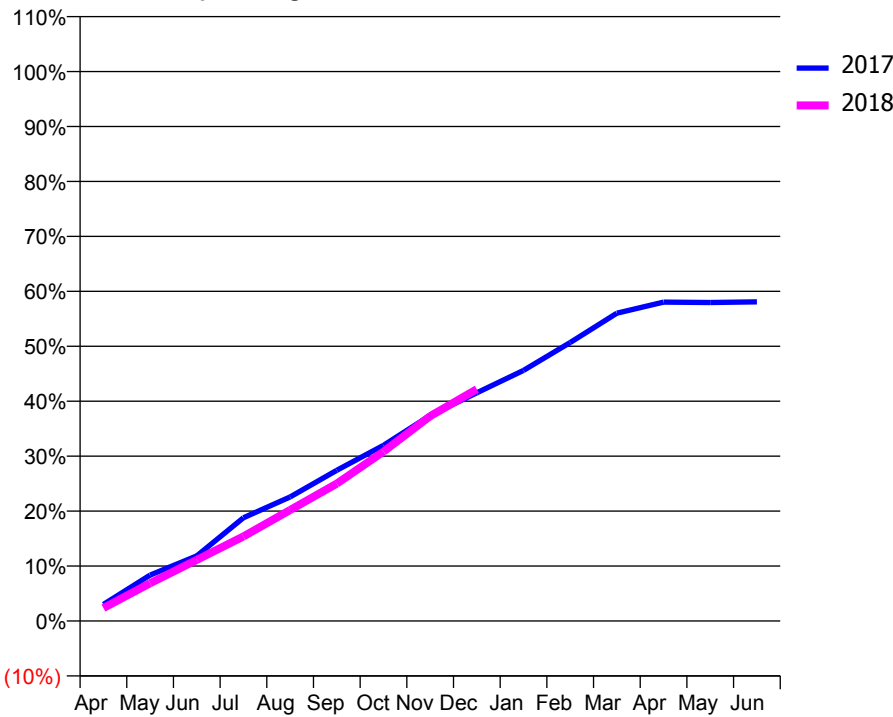
### ACCESS\*

Patients seen in 24 months	Total	Change since previous quarter
Quarter ending December 2016	8,600	
Quarter ending March 2017	8,594	→
Quarter ending June 2017	8,412	↓
Quarter ending September 2017	8,406	→
Quarter ending December 2017	8,346	→
<b>Variance since December 2016</b>	<b>(3.0%)</b>	<b>↓</b>



### ACTIVITY

Cumulative percentage of contracted UDA delivered 2017 & 2018



Month	Adjusted Scheduled Activity (UDA)	
	2017	2018
April	931	733
May	2,576	2,125
June	3,653	3,432
July	5,800	4,747
August	6,965	6,231
September	8,459	7,713
October	9,860	9,505
November	11,536	11,498
December	12,813	13,010
January	14,067	
February	15,631	
March	17,281	
April	17,901	
May	17,880	
June	17,911	

### QUALITY

	Quantity	Base Number	Contract	AT	Region	England
% of FP17s for the same patient ID Re-attending within 3 months - Children	158	2,173	7.3%	12.3%	12.9%	12.0%
% of FP17s for the same patient ID Re-attending within 3 months - Adults	711	5,530	12.9%	15.5%	16.5%	15.9%
% of FP17s for the same patient ID Re-attending between 3 & 9 months - Children	1,181	2,173	54.3%	54.7%	59.6%	58.0%
% of FP17s for the same patient ID Re-attending between 3 & 9 months - Adults	2,310	5,530	41.8%	50.6%	52.8%	50.5%
% of FP17s for Band 1 Urgent Courses	667	6,522	10.2%	8.8%	9.1%	9.0%
% of FP17s Relating to Free Repair or Replacements	70	6,522	1.1%	1.2%	1.0%	0.8%
% of FP17s Relating to Continuations	4	6,522	0.1%	1.5%	1.2%	1.1%
% of Patients satisfied with the dentistry they have received	6	6	N/A	89.7%	91.6%	91.5%
% of Patients satisfied with the time they had to wait for an appointment	4	6	N/A	86.6%	88.3%	87.9%

\* This is based on patients treated on this contract for their most recent course of treatment. Figures in italics indicate the base number of FP17s or Patient Questionnaire responses are less than 100. N/A is shown where the base number of responses is less than 10 during the period. % is calculated as Quantity/Base number\*100

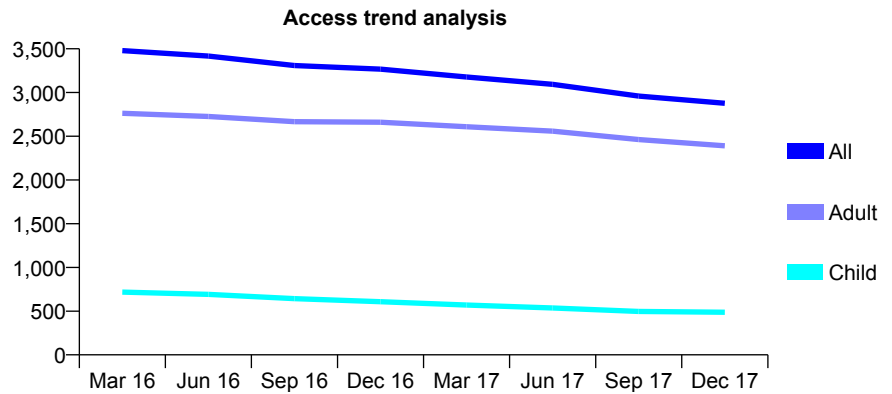
## Q45 - Vital Signs At a Glance Contract Report for 642304/0001 - December 2017

Name or company name	MISS K HORNE
Contract type name	GDS Contract
Purpose of contract	General
Contract start date	01/04/2006
Contract end date	

17/18 Contracted general activity (UDA)	12,954
Carry forward general activity (UDA)	0
17/18 Contracted orthodontic activity (UOA)	0
Carry forward orthodontic activity (UOA)	0
Baseline contract value	£298,959.09

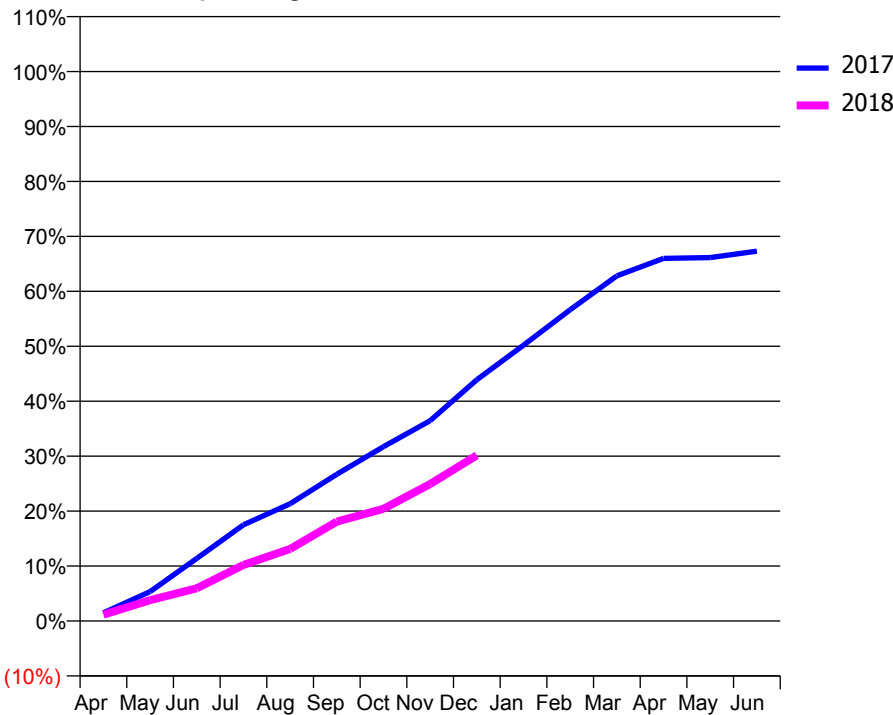
### ACCESS\*

Patients seen in 24 months	Total	Change since previous quarter
Quarter ending December 2016	3,267	
Quarter ending March 2017	3,177	↓
Quarter ending June 2017	3,094	↓
Quarter ending September 2017	2,959	↓
Quarter ending December 2017	2,877	↓
<b>Variance since December 2016</b>	<b>(11.9%)</b>	<b>↓</b>



### ACTIVITY

Cumulative percentage of contracted UDA delivered 2017 & 2018



Month	Adjusted Scheduled Activity (UDA)	
	2017	2018
April	195	148
May	694	493
June	1,476	770
July	2,268	1,322
August	2,764	1,700
September	3,460	2,343
October	4,111	2,646
November	4,725	3,229
December	5,688	3,906
January	6,502	
February	7,338	
March	8,136	
April	8,550	
May	8,568	
June	8,719	

### QUALITY

	Quantity	Base Number	Contract	AT	Region	England
% of FP17s for the same patient ID Re-attending within 3 months - Children	30	329	9.1%	12.3%	12.9%	12.0%
% of FP17s for the same patient ID Re-attending within 3 months - Adults	186	1,322	14.1%	15.5%	16.5%	15.9%
% of FP17s for the same patient ID Re-attending between 3 & 9 months - Children	76	329	23.1%	54.7%	59.6%	58.0%
% of FP17s for the same patient ID Re-attending between 3 & 9 months - Adults	292	1,322	22.1%	50.6%	52.8%	50.5%
% of FP17s for Band 1 Urgent Courses	290	1,438	20.2%	8.8%	9.1%	9.0%
% of FP17s Relating to Free Repair or Replacements	38	1,438	2.6%	1.2%	1.0%	0.8%
% of FP17s Relating to Continuations	32	1,438	2.2%	1.5%	1.2%	1.1%
% of Patients satisfied with the dentistry they have received	7	7	N/A	89.7%	91.6%	91.5%
% of Patients satisfied with the time they had to wait for an appointment	6	7	N/A	86.6%	88.3%	87.9%

\* This is based on patients treated on this contract for their most recent course of treatment. Figures in italics indicate the base number of FP17s or Patient Questionnaire responses are less than 100. N/A is shown where the base number of responses is less than 10 during the period. % is calculated as Quantity/Base number\*100



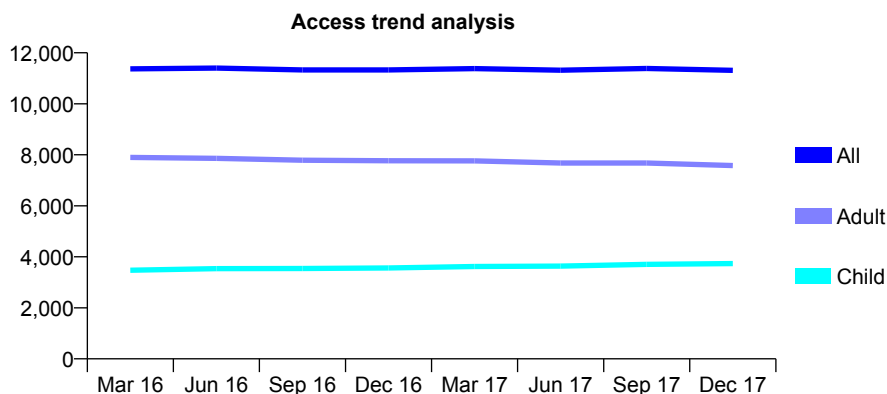
## Q45 - Vital Signs At a Glance Contract Report for 650676/0001 - December 2017

Name or company name	MR PA AVERLEY
Contract type name	GDS Contract
Purpose of contract	General and Orthodontic
Contract start date	01/04/2006
Contract end date	

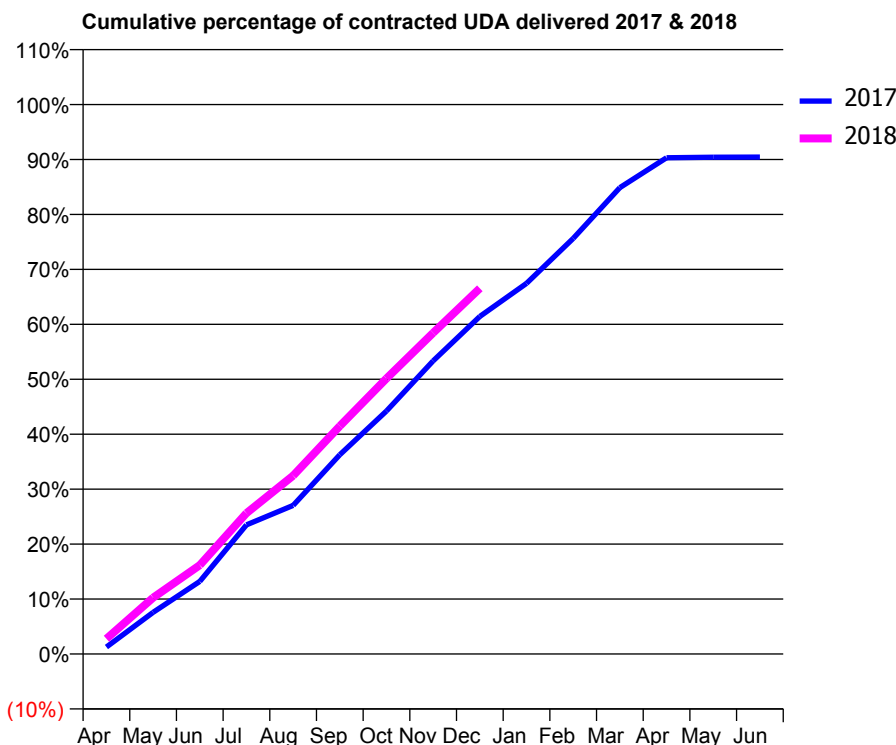
17/18 Contracted general activity (UDA)	44,674
Carry forward general activity (UDA)	0
17/18 Contracted orthodontic activity (UOA)	578
Carry forward orthodontic activity (UOA)	0
Baseline contract value	£1,461,078.22

### ACCESS\*

Patients seen in 24 months	Total	Change since previous quarter
Quarter ending December 2016	11,326	
Quarter ending March 2017	11,383	→
Quarter ending June 2017	11,319	→
Quarter ending September 2017	11,385	→
Quarter ending December 2017	11,314	→
<b>Variance since December 2016</b>	<b>(0.1%)</b>	→



### ACTIVITY



Month	Adjusted Scheduled Activity (UDA)	
	2017	2018
April	569	1,244
May	3,388	4,582
June	5,904	7,227
July	10,498	11,459
August	12,077	14,496
September	16,201	18,530
October	19,759	22,399
November	23,835	26,106
December	27,448	29,735
January	30,128	
February	33,786	
March	37,919	
April	40,343	
May	40,390	
June	40,404	

### QUALITY

	Quantity	Base Number	Contract	AT	Region	England
% of FP17s for the same patient ID Re-attending within 3 months - Children	409	5,001	8.2%	12.3%	12.9%	12.0%
% of FP17s for the same patient ID Re-attending within 3 months - Adults	1,396	10,347	13.5%	15.5%	16.5%	15.9%
% of FP17s for the same patient ID Re-attending between 3 & 9 months - Children	3,139	5,001	62.8%	54.7%	59.6%	58.0%
% of FP17s for the same patient ID Re-attending between 3 & 9 months - Adults	6,820	10,347	65.9%	50.6%	52.8%	50.5%
% of FP17s for Band 1 Urgent Courses	786	14,340	5.5%	8.8%	9.1%	9.0%
% of FP17s Relating to Free Repair or Replacements	154	14,340	1.1%	1.2%	1.0%	0.8%
% of FP17s Relating to Continuations	194	14,340	1.4%	1.5%	1.2%	1.1%
% of Patients satisfied with the dentistry they have received	27	27	100.0%	89.7%	91.6%	91.5%
% of Patients satisfied with the time they had to wait for an appointment	25	27	92.6%	86.6%	88.3%	87.9%

\* This is based on patients treated on this contract for their most recent course of treatment. Figures in italics indicate the base number of FP17s or Patient Questionnaire responses are less than 100. N/A is shown where the base number of responses is less than 10 during the period. % is calculated as Quantity/Base number\*100

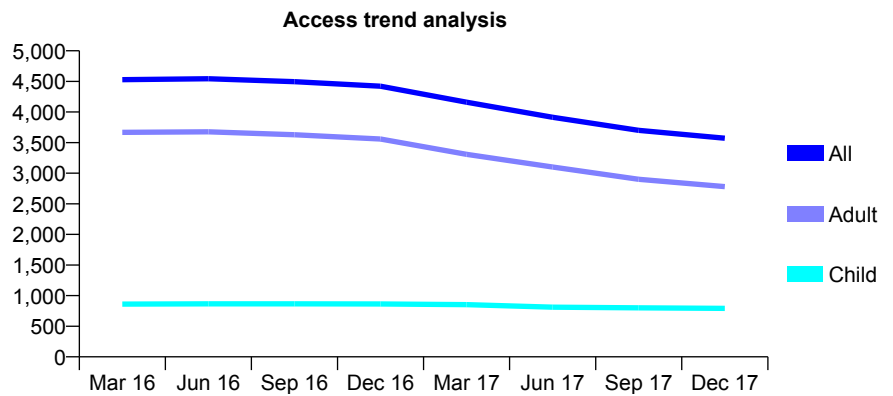
## Q45 - Vital Signs At a Glance Contract Report for 652660/0001 - December 2017

Name or company name	MR LG ROBSON
Contract type name	GDS Contract
Purpose of contract	General
Contract start date	01/04/2006
Contract end date	

17/18 Contracted general activity (UDA)	13,861
Carry forward general activity (UDA)	0
17/18 Contracted orthodontic activity (UOA)	0
Carry forward orthodontic activity (UOA)	0
Baseline contract value	£361,615.51

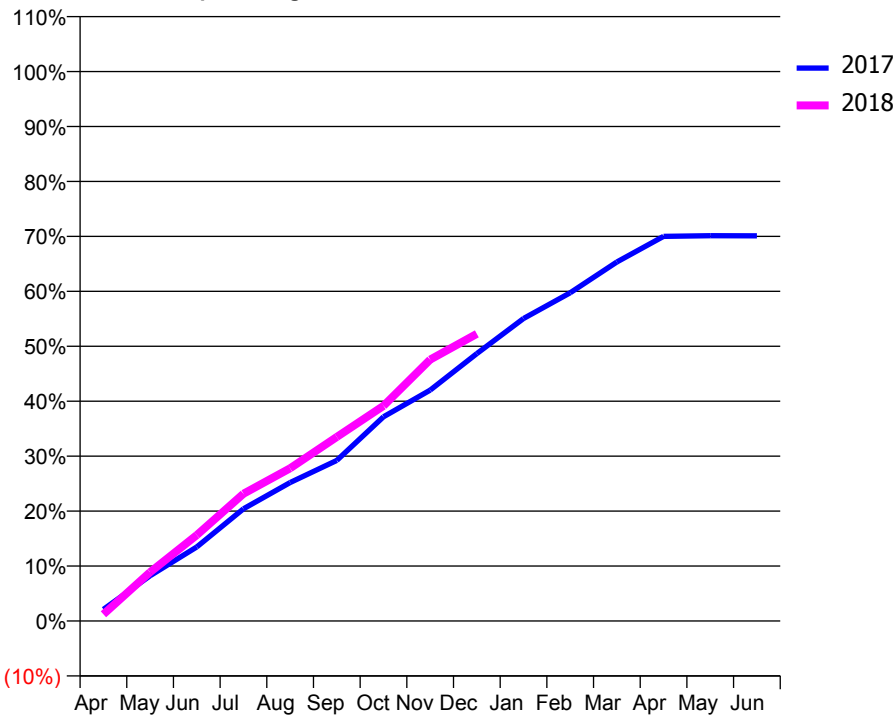
### ACCESS\*

Patients seen in 24 months	Total	Change since previous quarter
Quarter ending December 2016	4,422	
Quarter ending March 2017	4,161	↓
Quarter ending June 2017	3,914	↓
Quarter ending September 2017	3,701	↓
Quarter ending December 2017	3,572	↓
<b>Variance since December 2016</b>	<b>(19.2%)</b>	<b>↓</b>



### ACTIVITY

Cumulative percentage of contracted UDA delivered 2017 & 2018



Month	Adjusted Scheduled Activity (UDA)	
	2017	2018
April	325	171
May	1,265	1,233
June	2,072	2,167
July	3,137	3,211
August	3,871	3,854
September	4,492	4,644
October	5,709	5,428
November	6,455	6,595
December	7,475	7,245
January	8,457	
February	9,176	
March	10,037	
April	10,751	
May	10,771	
June	10,769	

### QUALITY

	Quantity	Base Number	Contract	AT	Region	England
% of FP17s for the same patient ID Re-attending within 3 months - Children	79	808	9.8%	12.3%	12.9%	12.0%
% of FP17s for the same patient ID Re-attending within 3 months - Adults	476	2,849	16.7%	15.5%	16.5%	15.9%
% of FP17s for the same patient ID Re-attending between 3 & 9 months - Children	450	808	55.7%	54.7%	59.6%	58.0%
% of FP17s for the same patient ID Re-attending between 3 & 9 months - Adults	1,611	2,849	56.5%	50.6%	52.8%	50.5%
% of FP17s for Band 1 Urgent Courses	390	3,325	11.7%	8.8%	9.1%	9.0%
% of FP17s Relating to Free Repair or Replacements	140	3,325	4.2%	1.2%	1.0%	0.8%
% of FP17s Relating to Continuations	38	3,325	1.1%	1.5%	1.2%	1.1%
% of Patients satisfied with the dentistry they have received	8	8	N/A	89.7%	91.6%	91.5%
% of Patients satisfied with the time they had to wait for an appointment	7	8	N/A	86.6%	88.3%	87.9%

\* This is based on patients treated on this contract for their most recent course of treatment. Figures in italics indicate the base number of FP17s or Patient Questionnaire responses are less than 100. N/A is shown where the base number of responses is less than 10 during the period. % is calculated as Quantity/Base number\*100

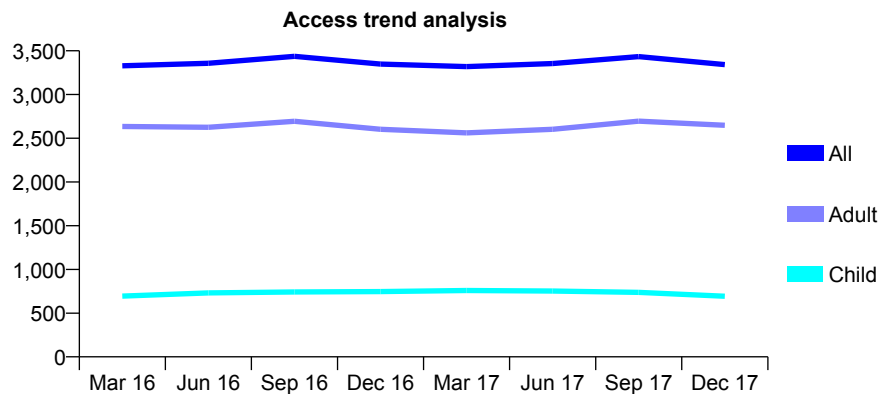
## Q45 - Vital Signs At a Glance Contract Report for 658340/0001 - December 2017

Name or company name	MR MF BARNETT
Contract type name	GDS Contract
Purpose of contract	General and Orthodontic
Contract start date	01/04/2006
Contract end date	

17/18 Contracted general activity (UDA)	10,890
Carry forward general activity (UDA)	-73
17/18 Contracted orthodontic activity (UOA)	6
Carry forward orthodontic activity (UOA)	0
Baseline contract value	£326,085.44

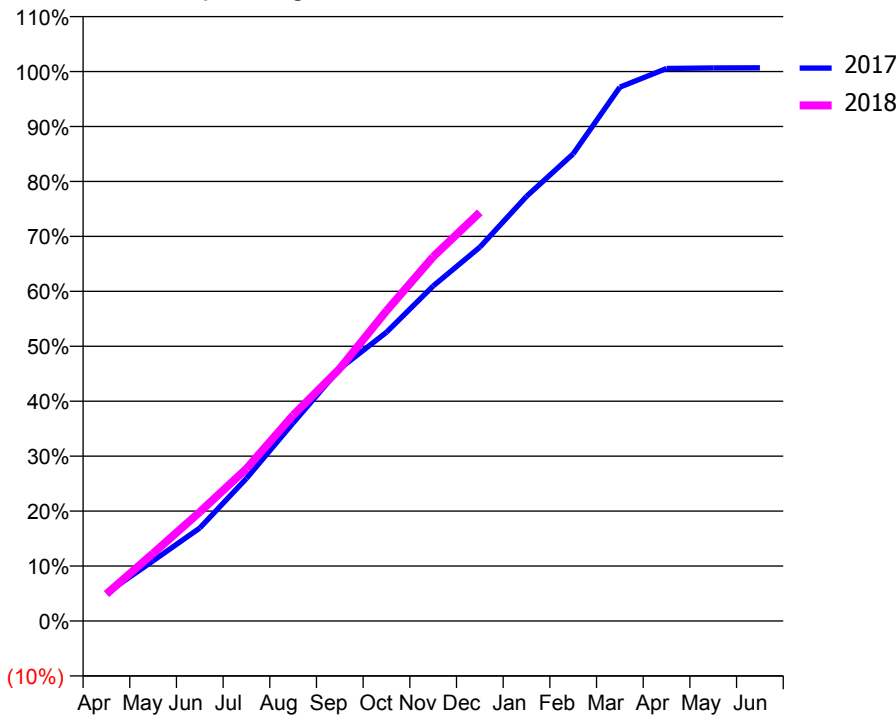
### ACCESS\*

Patients seen in 24 months	Total	Change since previous quarter
Quarter ending December 2016	3,348	
Quarter ending March 2017	3,320	→
Quarter ending June 2017	3,355	→
Quarter ending September 2017	3,434	↑
Quarter ending December 2017	3,342	↓
<b>Variance since December 2016</b>	<b>(0.2%)</b>	→



### ACTIVITY

Cumulative percentage of contracted UDA delivered 2017 & 2018



Month	Adjusted Scheduled Activity (UDA)	
	2017	2018
April	551	534
May	1,194	1,342
June	1,843	2,160
July	2,825	3,019
August	3,925	4,079
September	5,002	5,004
October	5,722	6,147
November	6,639	7,220
December	7,408	8,098
January	8,416	
February	9,260	
March	10,580	
April	10,951	
May	10,960	
June	10,963	

### QUALITY

	Quantity	Base Number	Contract	AT	Region	England
% of FP17s for the same patient ID Re-attending within 3 months - Children	33	1,023	3.2%	12.3%	12.9%	12.0%
% of FP17s for the same patient ID Re-attending within 3 months - Adults	299	3,236	9.2%	15.5%	16.5%	15.9%
% of FP17s for the same patient ID Re-attending between 3 & 9 months - Children	529	1,023	51.7%	54.7%	59.6%	58.0%
% of FP17s for the same patient ID Re-attending between 3 & 9 months - Adults	1,547	3,236	47.8%	50.6%	52.8%	50.5%
% of FP17s for Band 1 Urgent Courses	181	3,782	4.8%	8.8%	9.1%	9.0%
% of FP17s Relating to Free Repair or Replacements	38	3,782	1.0%	1.2%	1.0%	0.8%
% of FP17s Relating to Continuations	76	3,782	2.0%	1.5%	1.2%	1.1%
% of Patients satisfied with the dentistry they have received	9	12	75.0%	89.7%	91.6%	91.5%
% of Patients satisfied with the time they had to wait for an appointment	9	12	75.0%	86.6%	88.3%	87.9%

\* This is based on patients treated on this contract for their most recent course of treatment. Figures in italics indicate the base number of FP17s or Patient Questionnaire responses are less than 100. N/A is shown where the base number of responses is less than 10 during the period. % is calculated as Quantity/Base number\*100

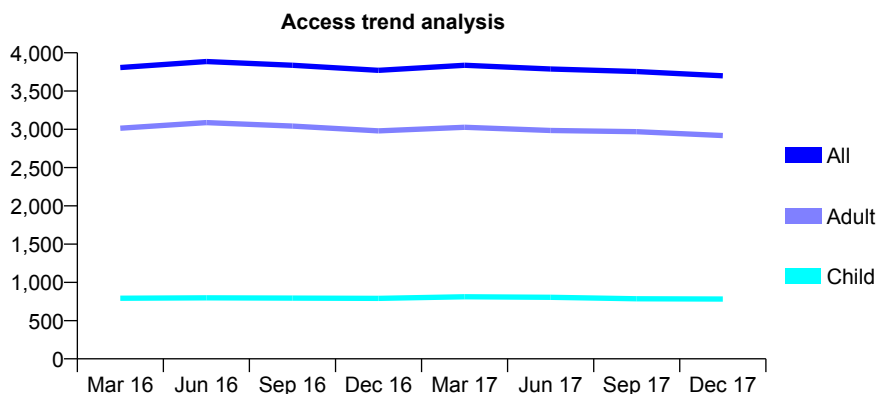
## Q45 - Vital Signs At a Glance Contract Report for 661457/0001 - December 2017

Name or company name	MR DM MALPASS
Contract type name	GDS Contract
Purpose of contract	General
Contract start date	01/04/2006
Contract end date	

17/18 Contracted general activity (UDA)	10,000
Carry forward general activity (UDA)	88
17/18 Contracted orthodontic activity (UOA)	0
Carry forward orthodontic activity (UOA)	0
Baseline contract value	£299,953.53

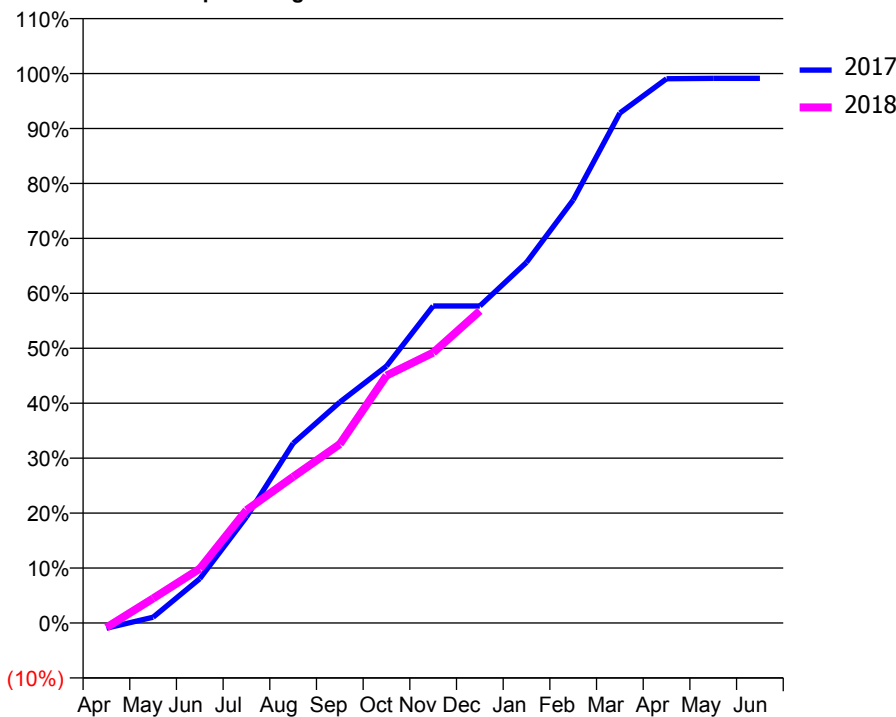
### ACCESS\*

Patients seen in 24 months	Total	Change since previous quarter
Quarter ending December 2016	3,770	
Quarter ending March 2017	3,837	→
Quarter ending June 2017	3,789	↓
Quarter ending September 2017	3,755	→
Quarter ending December 2017	3,700	↓
<b>Variance since December 2016</b>	<b>(1.9%)</b>	<b>↓</b>



### ACTIVITY

Cumulative percentage of contracted UDA delivered 2017 & 2018



Month	Adjusted Scheduled Activity (UDA)	
	2017	2018
April	-95	-84
May	106	449
June	808	988
July	1,930	2,055
August	3,271	2,660
September	4,020	3,256
October	4,676	4,502
November	5,769	4,921
December	5,769	5,679
January	6,562	
February	7,698	
March	9,280	
April	9,904	
May	9,912	
June	9,912	

### QUALITY

	Quantity	Base Number	Contract	AT	Region	England
% of FP17s for the same patient ID Re-attending within 3 months - Children	48	771	6.2%	12.3%	12.9%	12.0%
% of FP17s for the same patient ID Re-attending within 3 months - Adults	499	2,942	17.0%	15.5%	16.5%	15.9%
% of FP17s for the same patient ID Re-attending between 3 & 9 months - Children	354	771	45.9%	54.7%	59.6%	58.0%
% of FP17s for the same patient ID Re-attending between 3 & 9 months - Adults	1,623	2,942	55.2%	50.6%	52.8%	50.5%
% of FP17s for Band 1 Urgent Courses	274	3,073	8.9%	8.8%	9.1%	9.0%
% of FP17s Relating to Free Repair or Replacements	30	3,073	1.0%	1.2%	1.0%	0.8%
% of FP17s Relating to Continuations	22	3,073	0.7%	1.5%	1.2%	1.1%
% of Patients satisfied with the dentistry they have received	6	6	N/A	89.7%	91.6%	91.5%
% of Patients satisfied with the time they had to wait for an appointment	6	6	N/A	86.6%	88.3%	87.9%

\* This is based on patients treated on this contract for their most recent course of treatment. Figures in italics indicate the base number of FP17s or Patient Questionnaire responses are less than 100. N/A is shown where the base number of responses is less than 10 during the period. % is calculated as Quantity/Base number\*100

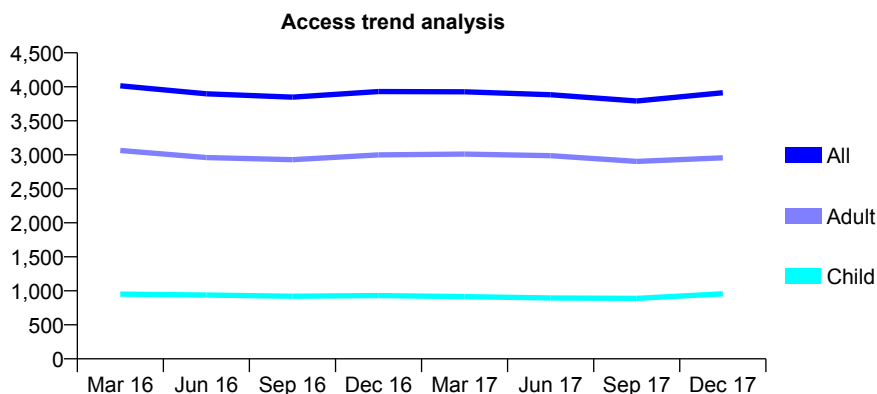
## Q45 - Vital Signs At a Glance Contract Report for 661465/0001 - December 2017

Name or company name	MR MA PEARSON
Contract type name	GDS Contract
Purpose of contract	General and Orthodontic
Contract start date	01/04/2006
Contract end date	

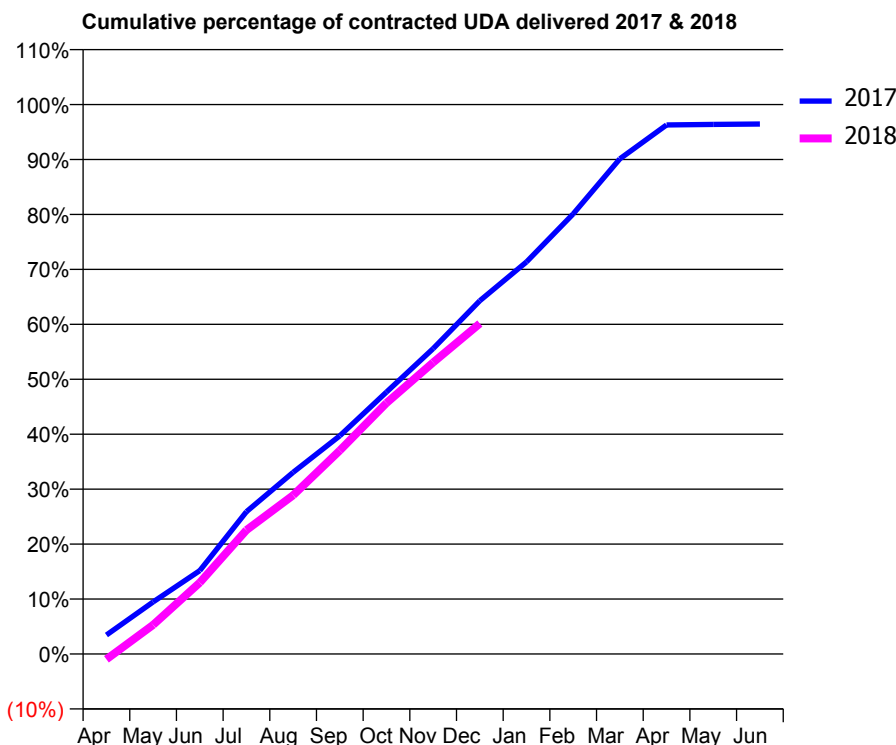
17/18 Contracted general activity (UDA)	15,393
Carry forward general activity (UDA)	547
17/18 Contracted orthodontic activity (UOA)	21
Carry forward orthodontic activity (UOA)	0
Baseline contract value	£464,999.30

### ACCESS\*

Patients seen in 24 months	Total	Change since previous quarter
Quarter ending December 2016	3,930	
Quarter ending March 2017	3,926	→
Quarter ending June 2017	3,883	↓
Quarter ending September 2017	3,792	↓
Quarter ending December 2017	3,912	↑
<b>Variance since December 2016</b>	<b>(0.5%)</b>	<b>→</b>



### ACTIVITY



Month	Adjusted Scheduled Activity (UDA)	
	2017	2018
April	533	-151
May	1,459	815
June	2,335	2,000
July	3,989	3,473
August	5,089	4,448
September	6,111	5,701
October	7,337	7,032
November	8,557	8,168
December	9,898	9,256
January	10,983	
February	12,330	
March	13,873	
April	14,820	
May	14,837	
June	14,846	

### QUALITY

	Quantity	Base Number	Contract	AT	Region	England
% of FP17s for the same patient ID Re-attending within 3 months - Children	48	1,389	3.5%	12.3%	12.9%	12.0%
% of FP17s for the same patient ID Re-attending within 3 months - Adults	283	3,693	7.7%	15.5%	16.5%	15.9%
% of FP17s for the same patient ID Re-attending between 3 & 9 months - Children	791	1,389	56.9%	54.7%	59.6%	58.0%
% of FP17s for the same patient ID Re-attending between 3 & 9 months - Adults	2,010	3,693	54.4%	50.6%	52.8%	50.5%
% of FP17s for Band 1 Urgent Courses	151	4,619	3.3%	8.8%	9.1%	9.0%
% of FP17s Relating to Free Repair or Replacements	39	4,619	0.8%	1.2%	1.0%	0.8%
% of FP17s Relating to Continuations	99	4,619	2.1%	1.5%	1.2%	1.1%
% of Patients satisfied with the dentistry they have received	8	8	N/A	89.7%	91.6%	91.5%
% of Patients satisfied with the time they had to wait for an appointment	8	8	N/A	86.6%	88.3%	87.9%

\* This is based on patients treated on this contract for their most recent course of treatment. Figures in italics indicate the base number of FP17s or Patient Questionnaire responses are less than 100. N/A is shown where the base number of responses is less than 10 during the period. % is calculated as Quantity/Base number\*100

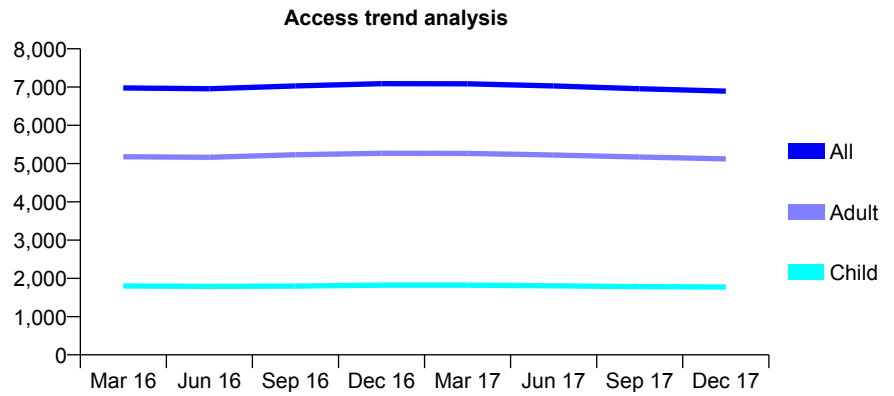
## Q45 - Vital Signs At a Glance Contract Report for 675865/0002 - December 2017

Name or company name	MRS M BENNISON
Contract type name	GDS Contract
Purpose of contract	General
Contract start date	01/04/2009
Contract end date	

17/18 Contracted general activity (UDA)	18,165
Carry forward general activity (UDA)	44
17/18 Contracted orthodontic activity (UOA)	0
Carry forward orthodontic activity (UOA)	0
Baseline contract value	£456,949.08

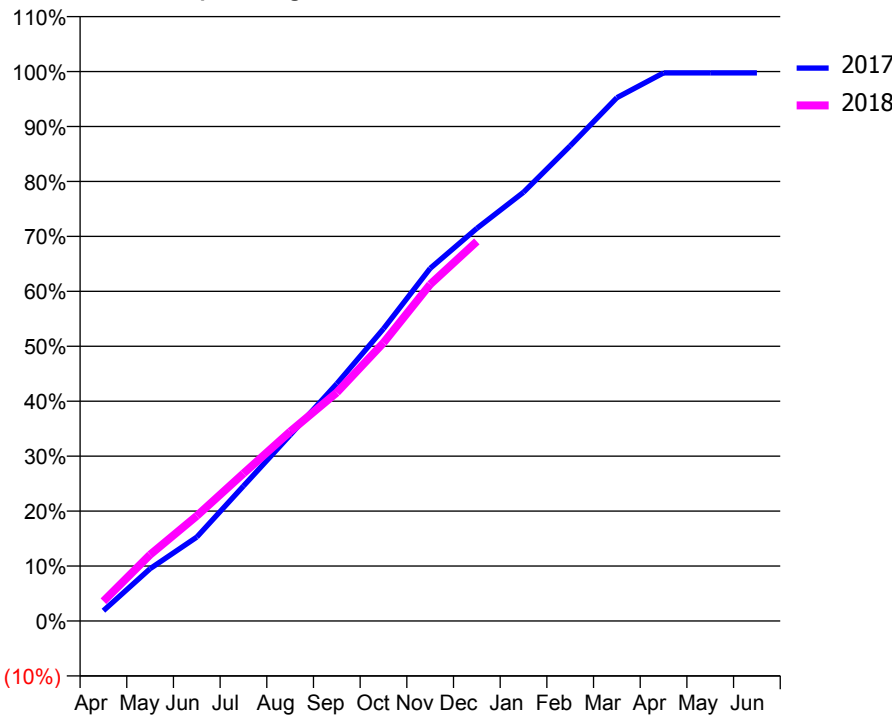
### ACCESS\*

Patients seen in 24 months	Total	Change since previous quarter
Quarter ending December 2016	7,089	
Quarter ending March 2017	7,086	→
Quarter ending June 2017	7,030	→
Quarter ending September 2017	6,955	↓
Quarter ending December 2017	6,893	→
<b>Variance since December 2016</b>	<b>(2.8%)</b>	<b>↓</b>



### ACTIVITY

Cumulative percentage of contracted UDA delivered 2017 & 2018



Month	2017	2018
April	344	655
May	1,732	2,193
June	2,776	3,477
July	4,462	4,878
August	6,146	6,263
September	7,844	7,555
October	9,660	9,196
November	11,658	11,126
December	12,979	12,548
January	14,175	
February	15,707	
March	17,299	
April	18,120	
May	18,121	
June	18,121	

### QUALITY

	Quantity	Base Number	Contract	AT	Region	England
% of FP17s for the same patient ID Re-attending within 3 months - Children	183	2,073	8.8%	12.3%	12.9%	12.0%
% of FP17s for the same patient ID Re-attending within 3 months - Adults	929	5,597	16.6%	15.5%	16.5%	15.9%
% of FP17s for the same patient ID Re-attending between 3 & 9 months - Children	1,310	2,073	63.2%	54.7%	59.6%	58.0%
% of FP17s for the same patient ID Re-attending between 3 & 9 months - Adults	3,339	5,597	59.7%	50.6%	52.8%	50.5%
% of FP17s for Band 1 Urgent Courses	539	6,570	8.2%	8.8%	9.1%	9.0%
% of FP17s Relating to Free Repair or Replacements	93	6,570	1.4%	1.2%	1.0%	0.8%
% of FP17s Relating to Continuations	71	6,570	1.1%	1.5%	1.2%	1.1%
% of Patients satisfied with the dentistry they have received	16	16	100.0%	89.7%	91.6%	91.5%
% of Patients satisfied with the time they had to wait for an appointment	15	16	93.8%	86.6%	88.3%	87.9%

\* This is based on patients treated on this contract for their most recent course of treatment. Figures in italics indicate the base number of FP17s or Patient Questionnaire responses are less than 100. N/A is shown where the base number of responses is less than 10 during the period. % is calculated as Quantity/Base number\*100

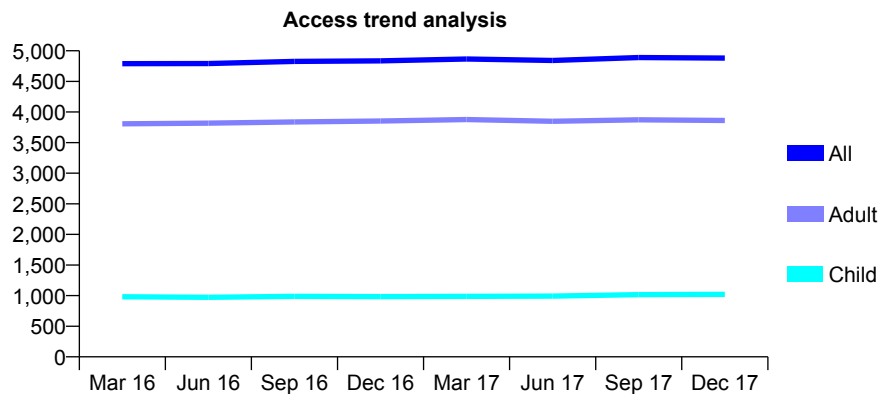
## Q45 - Vital Signs At a Glance Contract Report for 676179/0001 - December 2017

Name or company name	MR BA KRAGNES
Contract type name	GDS Contract
Purpose of contract	General and Orthodontic
Contract start date	01/04/2006
Contract end date	

17/18 Contracted general activity (UDA)	13,000
Carry forward general activity (UDA)	498
17/18 Contracted orthodontic activity (UOA)	0
Carry forward orthodontic activity (UOA)	0
Baseline contract value	£305,854.85

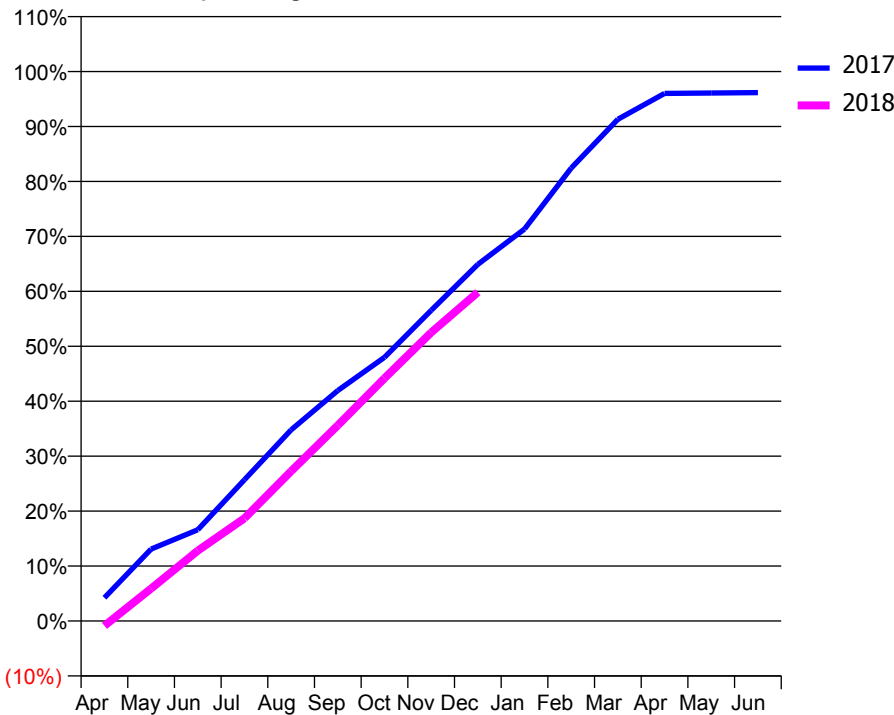
### ACCESS\*

Patients seen in 24 months	Total	Change since previous quarter
Quarter ending December 2016	4,836	
Quarter ending March 2017	4,866	→
Quarter ending June 2017	4,841	→
Quarter ending September 2017	4,890	→
Quarter ending December 2017	4,882	→
<b>Variance since December 2016</b>	<b>1.0%</b>	<b>→</b>



### ACTIVITY

Cumulative percentage of contracted UDA delivered 2017 & 2018



Month	Adjusted Scheduled Activity (UDA)	
	2017	2018
April	552	-115
May	1,701	768
June	2,159	1,665
July	3,343	2,430
August	4,521	3,545
September	5,453	4,629
October	6,238	5,743
November	7,350	6,825
December	8,437	7,777
January	9,273	
February	10,714	
March	11,870	
April	12,480	
May	12,490	
June	12,502	

### QUALITY

	Quantity	Base Number	Contract	AT	Region	England
% of FP17s for the same patient ID Re-attending within 3 months - Children	82	1,052	7.8%	12.3%	12.9%	12.0%
% of FP17s for the same patient ID Re-attending within 3 months - Adults	480	3,773	12.7%	15.5%	16.5%	15.9%
% of FP17s for the same patient ID Re-attending between 3 & 9 months - Children	515	1,052	49.0%	54.7%	59.6%	58.0%
% of FP17s for the same patient ID Re-attending between 3 & 9 months - Adults	2,034	3,773	53.9%	50.6%	52.8%	50.5%
% of FP17s for Band 1 Urgent Courses	185	4,509	4.1%	8.8%	9.1%	9.0%
% of FP17s Relating to Free Repair or Replacements	14	4,509	0.3%	1.2%	1.0%	0.8%
% of FP17s Relating to Continuations	110	4,509	2.4%	1.5%	1.2%	1.1%
% of Patients satisfied with the dentistry they have received	9	10	90.0%	89.7%	91.6%	91.5%
% of Patients satisfied with the time they had to wait for an appointment	9	10	90.0%	86.6%	88.3%	87.9%

\* This is based on patients treated on this contract for their most recent course of treatment. Figures in italics indicate the base number of FP17s or Patient Questionnaire responses are less than 100. N/A is shown where the base number of responses is less than 10 during the period. % is calculated as Quantity/Base number\*100

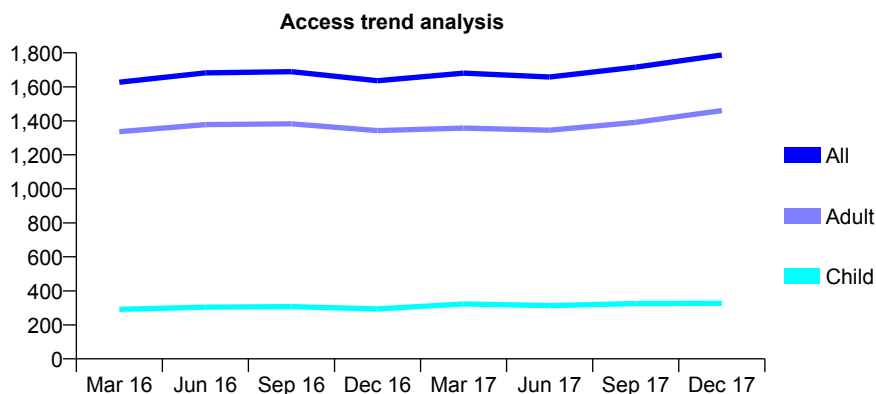
## Q45 - Vital Signs At a Glance Contract Report for 686743/0002 - December 2017

Name or company name	MR HS BASRA
Contract type name	GDS Contract
Purpose of contract	General
Contract start date	22/09/2013
Contract end date	

17/18 Contracted general activity (UDA)	5,199
Carry forward general activity (UDA)	0
17/18 Contracted orthodontic activity (UOA)	0
Carry forward orthodontic activity (UOA)	0
Baseline contract value	£170,562.45

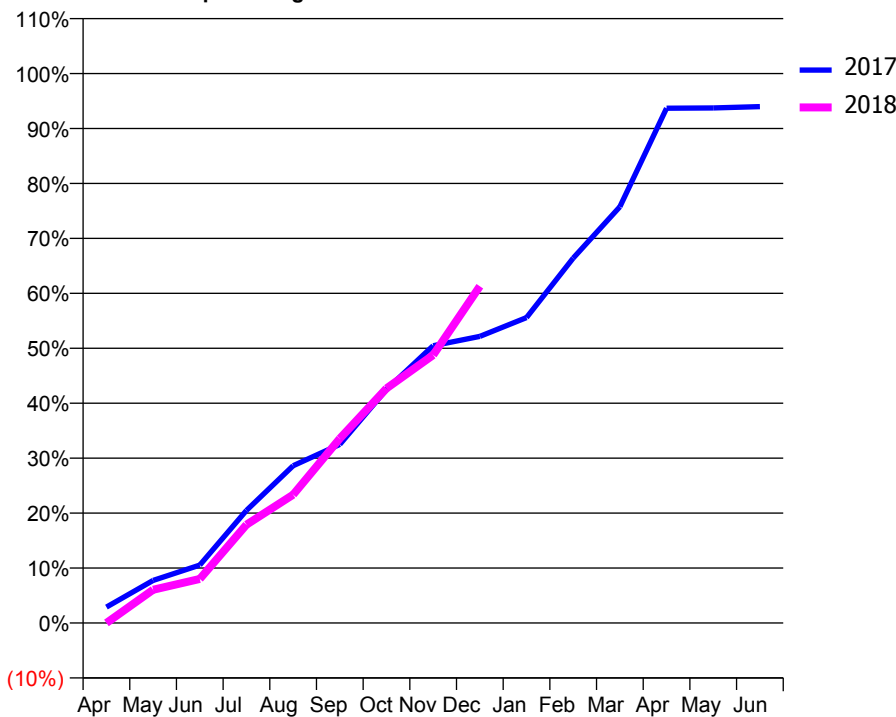
### ACCESS\*

Patients seen in 24 months	Total	Change since previous quarter
Quarter ending December 2016	1,636	
Quarter ending March 2017	1,680	↑
Quarter ending June 2017	1,658	↓
Quarter ending September 2017	1,716	↑
Quarter ending December 2017	1,787	↑
<b>Variance since December 2016</b>	<b>9.2%</b>	<b>↑</b>



### ACTIVITY

Cumulative percentage of contracted UDA delivered 2017 & 2018



Month	Adjusted Scheduled Activity (UDA)	
	2017	2018
April	150	0
May	403	314
June	549	418
July	1,065	930
August	1,488	1,214
September	1,690	1,745
October	2,210	2,220
November	2,623	2,536
December	2,711	3,187
January	2,890	
February	3,453	
March	3,938	
April	4,871	
May	4,874	
June	4,886	

### QUALITY

	Quantity	Base Number	Contract	AT	Region	England
% of FP17s for the same patient ID Re-attending within 3 months - Children	19	327	5.8%	12.3%	12.9%	12.0%
% of FP17s for the same patient ID Re-attending within 3 months - Adults	120	1,333	9.0%	15.5%	16.5%	15.9%
% of FP17s for the same patient ID Re-attending between 3 & 9 months - Children	167	327	51.1%	54.7%	59.6%	58.0%
% of FP17s for the same patient ID Re-attending between 3 & 9 months - Adults	642	1,333	48.2%	50.6%	52.8%	50.5%
% of FP17s for Band 1 Urgent Courses	59	1,398	4.2%	8.8%	9.1%	9.0%
% of FP17s Relating to Free Repair or Replacements	20	1,398	1.4%	1.2%	1.0%	0.8%
% of FP17s Relating to Continuations	5	1,398	0.4%	1.5%	1.2%	1.1%
% of Patients satisfied with the dentistry they have received	6	8	N/A	89.7%	91.6%	91.5%
% of Patients satisfied with the time they had to wait for an appointment	5	8	N/A	86.6%	88.3%	87.9%

\* This is based on patients treated on this contract for their most recent course of treatment. Figures in italics indicate the base number of FP17s or Patient Questionnaire responses are less than 100. N/A is shown where the base number of responses is less than 10 during the period. % is calculated as Quantity/Base number\*100



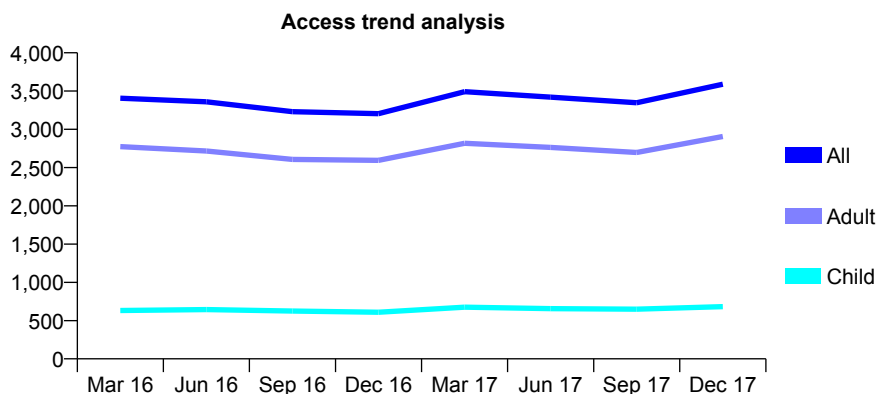
## Q45 - Vital Signs At a Glance Contract Report for 692093/0002 - December 2017

Name or company name	MR N AGGARWAL
Contract type name	GDS Contract
Purpose of contract	General
Contract start date	01/12/2012
Contract end date	

17/18 Contracted general activity (UDA)	11,162
Carry forward general activity (UDA)	-102
17/18 Contracted orthodontic activity (UOA)	0
Carry forward orthodontic activity (UOA)	0
Baseline contract value	£347,586.06

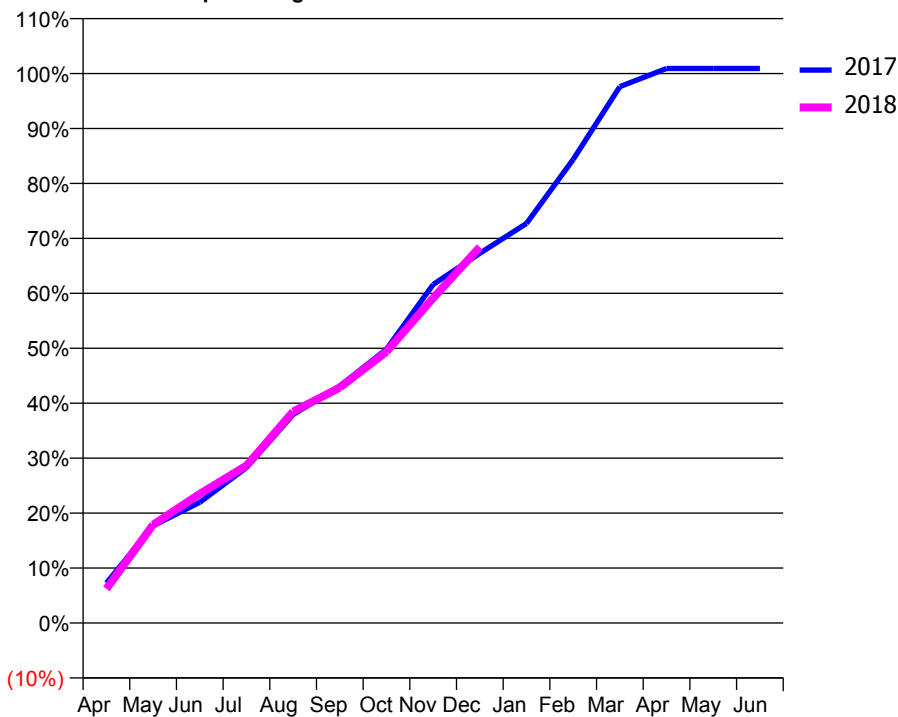
### ACCESS\*

Patients seen in 24 months	Total	Change since previous quarter
Quarter ending December 2016	3,204	
Quarter ending March 2017	3,492	↑
Quarter ending June 2017	3,420	↓
Quarter ending September 2017	3,347	↓
Quarter ending December 2017	3,589	↑
<b>Variance since December 2016</b>	<b>12.0%</b>	<b>↑</b>



### ACTIVITY

Cumulative percentage of contracted UDA delivered 2017 & 2018



Month	Adjusted Scheduled Activity (UDA)	
	2017	2018
April	812	695
May	1,975	1,999
June	2,451	2,623
July	3,156	3,197
August	4,235	4,295
September	4,815	4,781
October	5,562	5,510
November	6,877	6,602
December	7,510	7,638
January	8,116	
February	9,417	
March	10,895	
April	11,264	
May	11,264	
June	11,264	

### QUALITY

	Quantity	Base Number	Contract	AT	Region	England
% of FP17s for the same patient ID Re-attending within 3 months - Children	7	564	1.2%	12.3%	12.9%	12.0%
% of FP17s for the same patient ID Re-attending within 3 months - Adults	125	2,319	5.4%	15.5%	16.5%	15.9%
% of FP17s for the same patient ID Re-attending between 3 & 9 months - Children	217	564	38.5%	54.7%	59.6%	58.0%
% of FP17s for the same patient ID Re-attending between 3 & 9 months - Adults	843	2,319	36.4%	50.6%	52.8%	50.5%
% of FP17s for Band 1 Urgent Courses	32	2,756	1.2%	8.8%	9.1%	9.0%
% of FP17s Relating to Free Repair or Replacements	20	2,756	0.7%	1.2%	1.0%	0.8%
% of FP17s Relating to Continuations	21	2,756	0.8%	1.5%	1.2%	1.1%
% of Patients satisfied with the dentistry they have received	4	6	N/A	89.7%	91.6%	91.5%
% of Patients satisfied with the time they had to wait for an appointment	4	6	N/A	86.6%	88.3%	87.9%

\* This is based on patients treated on this contract for their most recent course of treatment. Figures in italics indicate the base number of FP17s or Patient Questionnaire responses are less than 100. N/A is shown where the base number of responses is less than 10 during the period. % is calculated as Quantity/Base number\*100

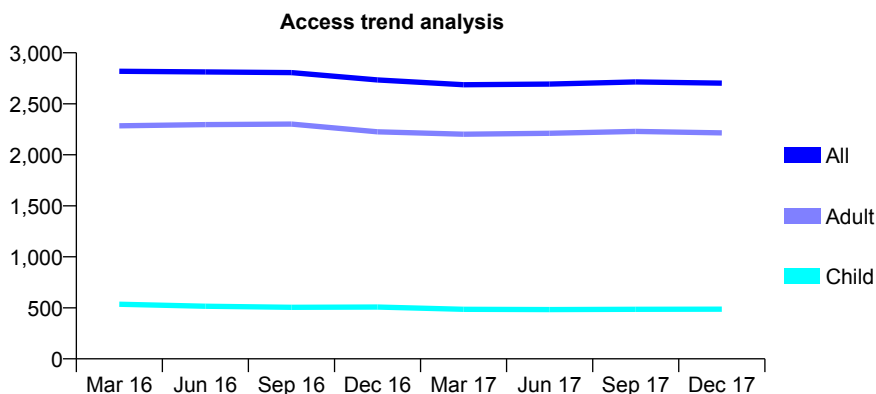
## Q45 - Vital Signs At a Glance Contract Report for 712698/0001 - December 2017

Name or company name	MISS KL WILLOUGHBY
Contract type name	GDS Contract
Purpose of contract	General
Contract start date	01/04/2014
Contract end date	

17/18 Contracted general activity (UDA)	8,461
Carry forward general activity (UDA)	245
17/18 Contracted orthodontic activity (UOA)	0
Carry forward orthodontic activity (UOA)	0
Baseline contract value	£196,345.11

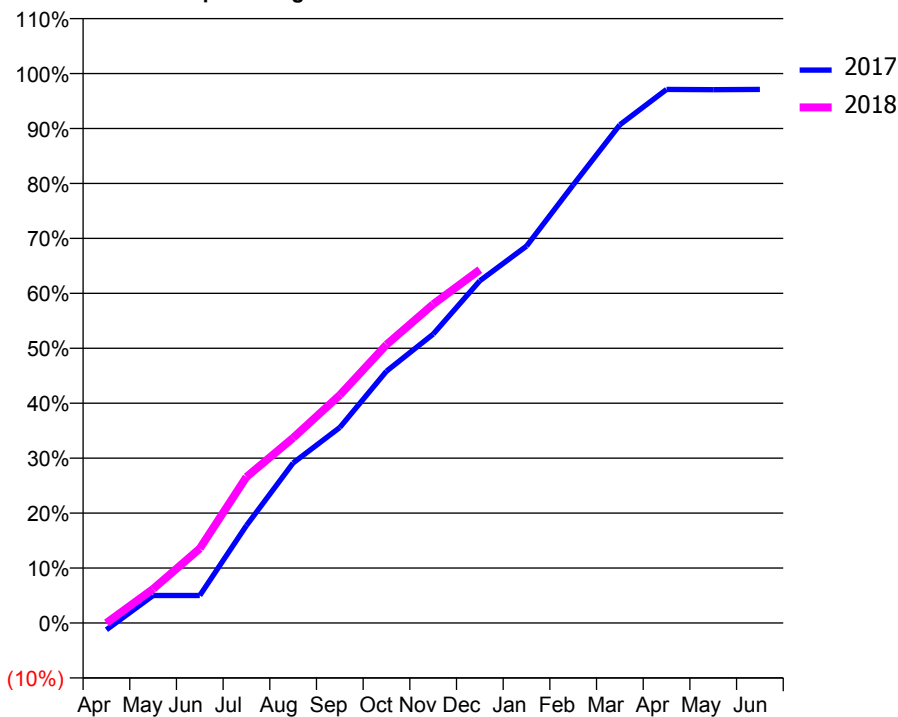
### ACCESS\*

Patients seen in 24 months	Total	Change since previous quarter
Quarter ending December 2016	2,734	
Quarter ending March 2017	2,687	↓
Quarter ending June 2017	2,694	→
Quarter ending September 2017	2,715	→
Quarter ending December 2017	2,702	→
<b>Variance since December 2016</b>	<b>(1.2%)</b>	<b>↓</b>



### ACTIVITY

Cumulative percentage of contracted UDA delivered 2017 & 2018



Month	Adjusted Scheduled Activity (UDA)	
	2017	2018
April	-106	0
May	424	525
June	424	1,147
July	1,503	2,250
August	2,464	2,852
September	3,011	3,510
October	3,878	4,287
November	4,448	4,908
December	5,270	5,441
January	5,804	
February	6,746	
March	7,671	
April	8,216	
May	8,213	
June	8,216	

### QUALITY

	Quantity	Base Number	Contract	AT	Region	England
% of FP17s for the same patient ID Re-attending within 3 months - Children	75	605	12.4%	12.3%	12.9%	12.0%
% of FP17s for the same patient ID Re-attending within 3 months - Adults	321	2,407	13.3%	15.5%	16.5%	15.9%
% of FP17s for the same patient ID Re-attending between 3 & 9 months - Children	344	605	56.9%	54.7%	59.6%	58.0%
% of FP17s for the same patient ID Re-attending between 3 & 9 months - Adults	1,368	2,407	56.8%	50.6%	52.8%	50.5%
% of FP17s for Band 1 Urgent Courses	174	2,790	6.2%	8.8%	9.1%	9.0%
% of FP17s Relating to Free Repair or Replacements	21	2,790	0.8%	1.2%	1.0%	0.8%
% of FP17s Relating to Continuations	45	2,790	1.6%	1.5%	1.2%	1.1%
% of Patients satisfied with the dentistry they have received	17	19	89.5%	89.7%	91.6%	91.5%
% of Patients satisfied with the time they had to wait for an appointment	16	19	84.2%	86.6%	88.3%	87.9%

\* This is based on patients treated on this contract for their most recent course of treatment. Figures in italics indicate the base number of FP17s or Patient Questionnaire responses are less than 100. N/A is shown where the base number of responses is less than 10 during the period. % is calculated as Quantity/Base number\*100

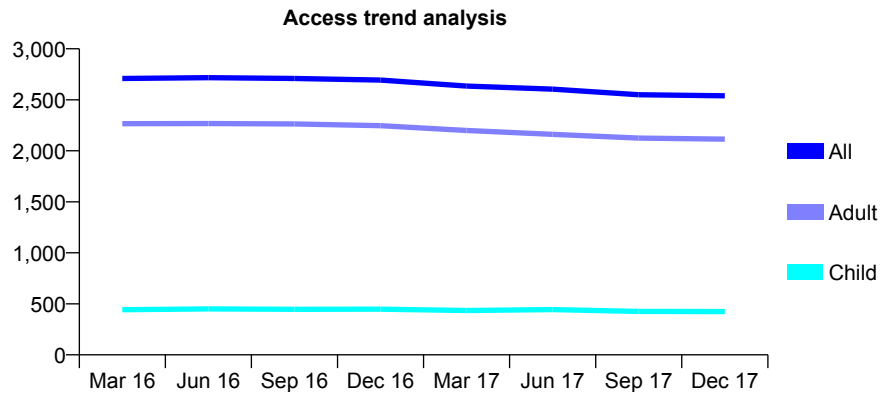
## Q45 - Vital Signs At a Glance Contract Report for 728306/0002 - December 2017

Name or company name	MR MW ALEXANDER
Contract type name	GDS Contract
Purpose of contract	General
Contract start date	30/04/2012
Contract end date	

17/18 Contracted general activity (UDA)	10,576
Carry forward general activity (UDA)	0
17/18 Contracted orthodontic activity (UOA)	0
Carry forward orthodontic activity (UOA)	0
Baseline contract value	£226,261.45

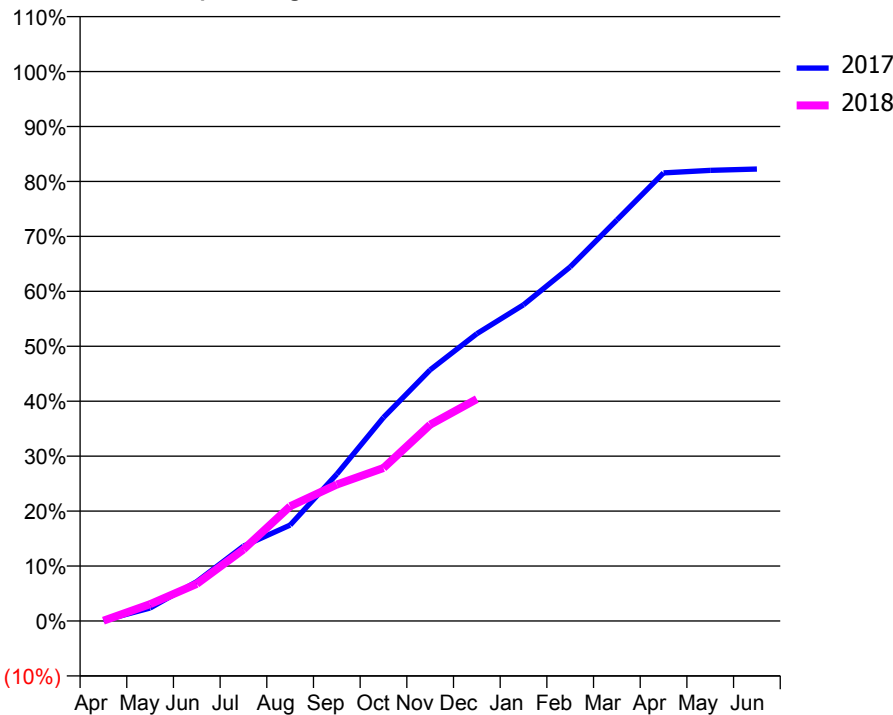
### ACCESS\*

Patients seen in 24 months	Total	Change since previous quarter
Quarter ending December 2016	2,694	
Quarter ending March 2017	2,634	↓
Quarter ending June 2017	2,605	↓
Quarter ending September 2017	2,550	↓
Quarter ending December 2017	2,539	→
<b>Variance since December 2016</b>	<b>(5.8%)</b>	<b>↓</b>



### ACTIVITY

Cumulative percentage of contracted UDA delivered 2017 & 2018



Month	Adjusted Scheduled Activity (UDA)	
	2017	2018
April	11	6
May	250	325
June	758	714
July	1,441	1,377
August	1,845	2,209
September	2,827	2,627
October	3,919	2,946
November	4,834	3,779
December	5,530	4,273
January	6,086	
February	6,814	
March	7,718	
April	8,625	
May	8,672	
June	8,699	

### QUALITY

	Quantity	Base Number	Contract	AT	Region	England
% of FP17s for the same patient ID Re-attending within 3 months - Children	17	338	5.0%	12.3%	12.9%	12.0%
% of FP17s for the same patient ID Re-attending within 3 months - Adults	185	1,616	11.4%	15.5%	16.5%	15.9%
% of FP17s for the same patient ID Re-attending between 3 & 9 months - Children	137	338	40.5%	54.7%	59.6%	58.0%
% of FP17s for the same patient ID Re-attending between 3 & 9 months - Adults	706	1,616	43.7%	50.6%	52.8%	50.5%
% of FP17s for Band 1 Urgent Courses	104	1,643	6.3%	8.8%	9.1%	9.0%
% of FP17s Relating to Free Repair or Replacements	22	1,643	1.3%	1.2%	1.0%	0.8%
% of FP17s Relating to Continuations	10	1,643	0.6%	1.5%	1.2%	1.1%
% of Patients satisfied with the dentistry they have received	9	10	90.0%	89.7%	91.6%	91.5%
% of Patients satisfied with the time they had to wait for an appointment	10	10	100.0%	86.6%	88.3%	87.9%

\* This is based on patients treated on this contract for their most recent course of treatment. Figures in italics indicate the base number of FP17s or Patient Questionnaire responses are less than 100. N/A is shown where the base number of responses is less than 10 during the period. % is calculated as Quantity/Base number\*100

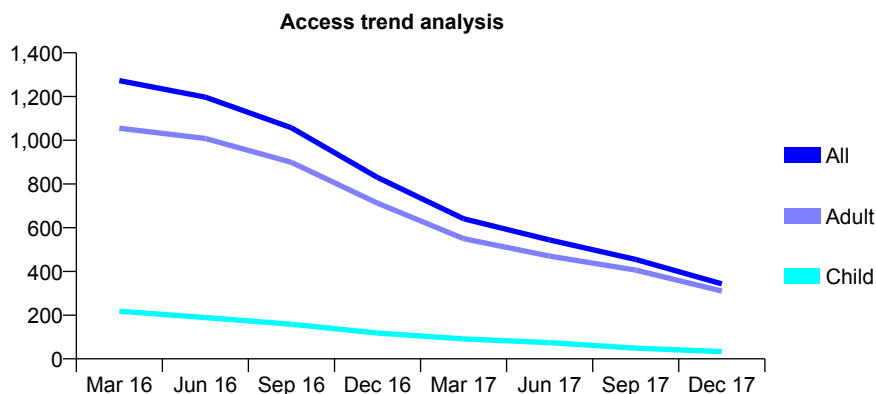
## Q45 - Vital Signs At a Glance Contract Report for 728640/0001 - December 2017

Name or company name	MR R TURBITT
Contract type name	GDS Contract
Purpose of contract	General
Contract start date	01/04/2006
Contract end date	

17/18 Contracted general activity (UDA)	5,300
Carry forward general activity (UDA)	0
17/18 Contracted orthodontic activity (UOA)	0
Carry forward orthodontic activity (UOA)	0
Baseline contract value	£169,824.20

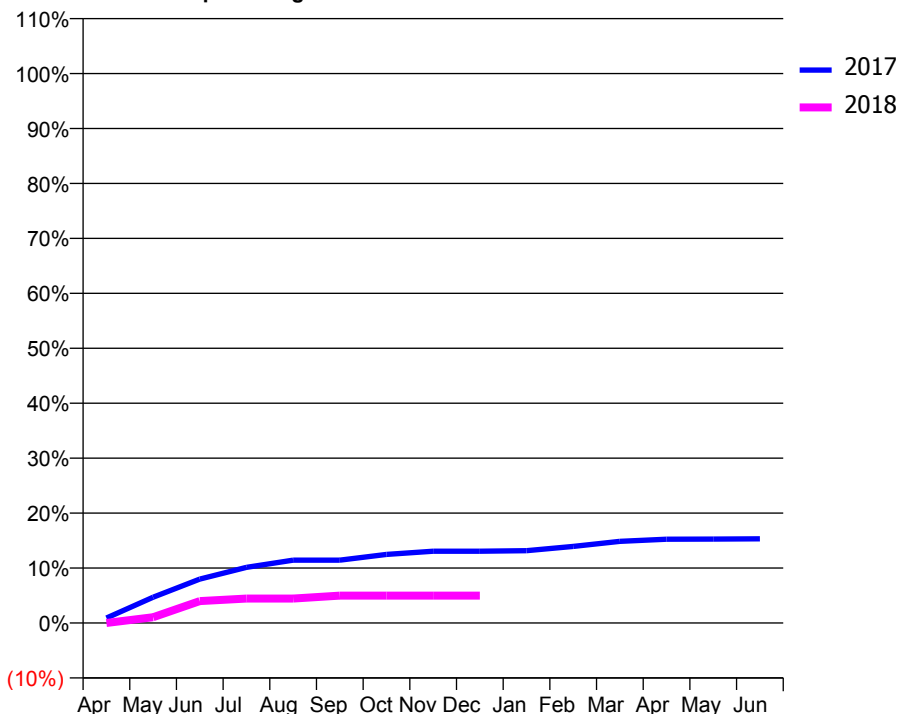
### ACCESS\*

Patients seen in 24 months	Total	Change since previous quarter
Quarter ending December 2016	830	
Quarter ending March 2017	641	↓
Quarter ending June 2017	544	↓
Quarter ending September 2017	455	↓
Quarter ending December 2017	343	↓
<b>Variance since December 2016</b>	<b>(58.7%)</b>	<b>↓</b>



### ACTIVITY

**Cumulative percentage of contracted UDA delivered 2017 & 2018**



Month	Adjusted Scheduled Activity (UDA)	
	2017	2018
April	48	0
May	249	56
June	423	211
July	536	236
August	606	236
September	606	265
October	662	265
November	693	265
December	693	265
January	698	
February	738	
March	788	
April	808	
May	810	
June	813	

### QUALITY

	Quantity	Base Number	Contract	AT	Region	England
% of FP17s for the same patient ID Re-attending within 3 months - Children	0	14	0.0%	12.3%	12.9%	12.0%
% of FP17s for the same patient ID Re-attending within 3 months - Adults	13	134	9.7%	15.5%	16.5%	15.9%
% of FP17s for the same patient ID Re-attending between 3 & 9 months - Children	2	14	14.3%	54.7%	59.6%	58.0%
% of FP17s for the same patient ID Re-attending between 3 & 9 months - Adults	41	134	30.6%	50.6%	52.8%	50.5%
% of FP17s for Band 1 Urgent Courses	9	128	7.0%	8.8%	9.1%	9.0%
% of FP17s Relating to Free Repair or Replacements	0	128	0.0%	1.2%	1.0%	0.8%
% of FP17s Relating to Continuations	2	128	1.6%	1.5%	1.2%	1.1%
% of Patients satisfied with the dentistry they have received	0	0	N/A	89.7%	91.6%	91.5%
% of Patients satisfied with the time they had to wait for an appointment	0	0	N/A	86.6%	88.3%	87.9%

\* This is based on patients treated on this contract for their most recent course of treatment. Figures in italics indicate the base number of FP17s or Patient Questionnaire responses are less than 100. N/A is shown where the base number of responses is less than 10 during the period. % is calculated as Quantity/Base number\*100

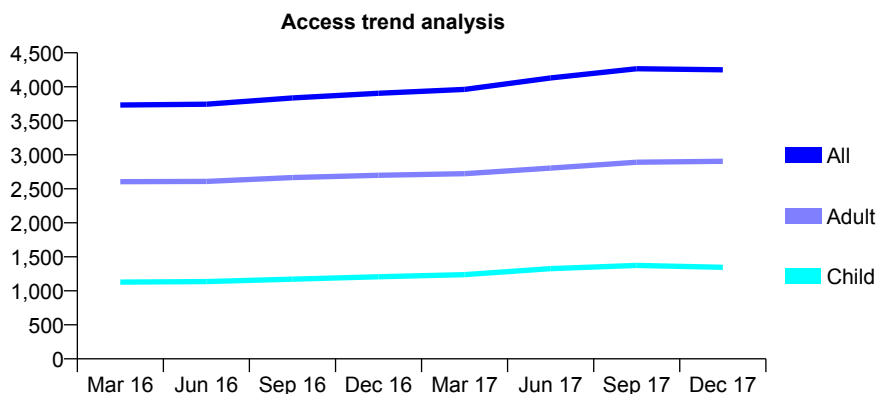
## Q45 - Vital Signs At a Glance Contract Report for 732621/0001 - December 2017

Name or company name	Ladhar, Ladhar and Dinsdale
Contract type name	GDS Contract
Purpose of contract	General
Contract start date	01/04/2006
Contract end date	

17/18 Contracted general activity (UDA)	12,147
Carry forward general activity (UDA)	-243
17/18 Contracted orthodontic activity (UOA)	0
Carry forward orthodontic activity (UOA)	0
Baseline contract value	£282,199.43

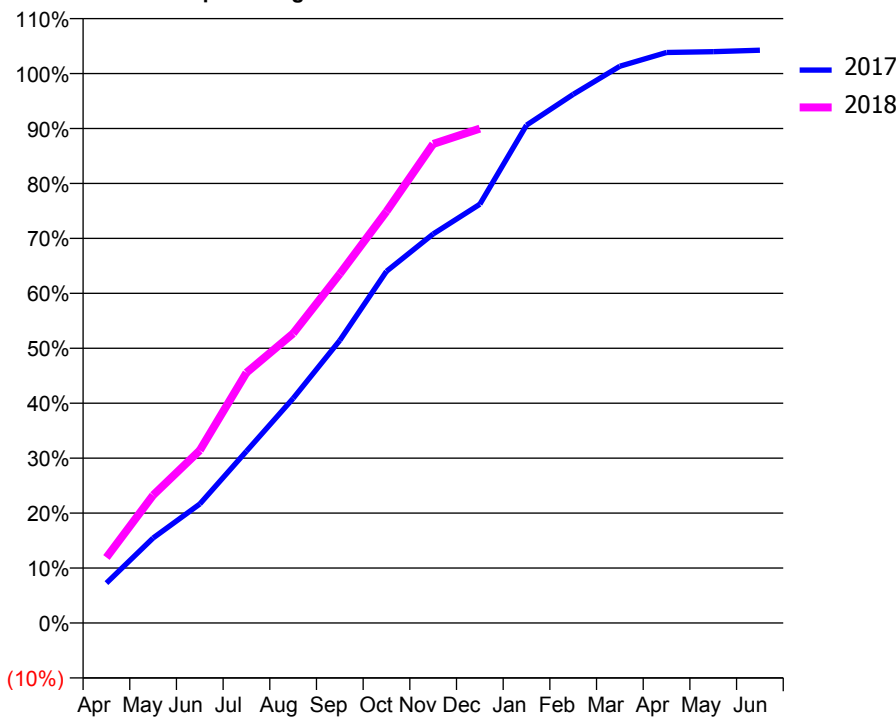
### ACCESS\*

Patients seen in 24 months	Total	Change since previous quarter
Quarter ending December 2016	3,905	
Quarter ending March 2017	3,961	→
Quarter ending June 2017	4,130	↑
Quarter ending September 2017	4,265	↑
Quarter ending December 2017	4,250	→
<b>Variance since December 2016</b>	<b>8.8%</b>	<b>↑</b>



### ACTIVITY

Cumulative percentage of contracted UDA delivered 2017 & 2018



Month	Adjusted Scheduled Activity (UDA)	
	2017	2018
April	883	1,450
May	1,879	2,824
June	2,631	3,817
July	3,797	5,535
August	4,966	6,400
September	6,248	7,719
October	7,774	9,098
November	8,601	10,588
December	9,258	10,927
January	11,007	
February	11,686	
March	12,307	
April	12,613	
May	12,631	
June	12,662	

### QUALITY

	Quantity	Base Number	Contract	AT	Region	England
% of FP17s for the same patient ID Re-attending within 3 months - Children	181	1,741	10.4%	12.3%	12.9%	12.0%
% of FP17s for the same patient ID Re-attending within 3 months - Adults	356	2,775	12.8%	15.5%	16.5%	15.9%
% of FP17s for the same patient ID Re-attending between 3 & 9 months - Children	963	1,741	55.3%	54.7%	59.6%	58.0%
% of FP17s for the same patient ID Re-attending between 3 & 9 months - Adults	1,268	2,775	45.7%	50.6%	52.8%	50.5%
% of FP17s for Band 1 Urgent Courses	234	4,405	5.3%	8.8%	9.1%	9.0%
% of FP17s Relating to Free Repair or Replacements	44	4,405	1.0%	1.2%	1.0%	0.8%
% of FP17s Relating to Continuations	52	4,405	1.2%	1.5%	1.2%	1.1%
% of Patients satisfied with the dentistry they have received	5	6	N/A	89.7%	91.6%	91.5%
% of Patients satisfied with the time they had to wait for an appointment	6	6	N/A	86.6%	88.3%	87.9%

\* This is based on patients treated on this contract for their most recent course of treatment. Figures in italics indicate the base number of FP17s or Patient Questionnaire responses are less than 100. N/A is shown where the base number of responses is less than 10 during the period. % is calculated as Quantity/Base number\*100

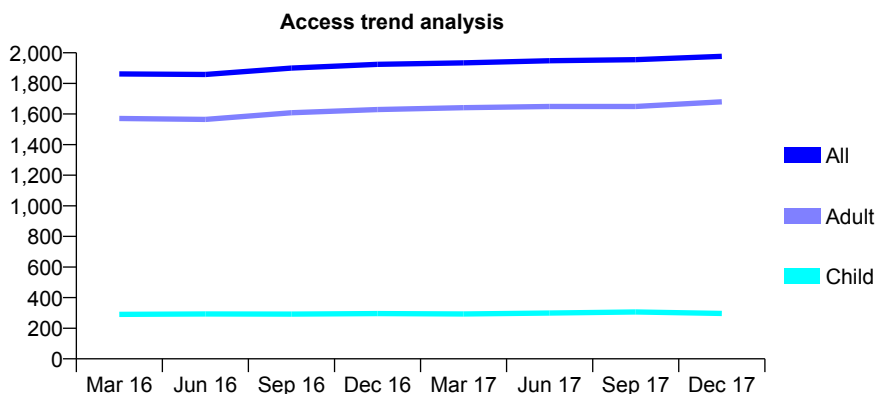
## Q45 - Vital Signs At a Glance Contract Report for 739170/0001 - December 2017

Name or company name	MR RS ELSTON
Contract type name	GDS Contract
Purpose of contract	General and Orthodontic
Contract start date	01/04/2006
Contract end date	

17/18 Contracted general activity (UDA)	13,622
Carry forward general activity (UDA)	0
17/18 Contracted orthodontic activity (UOA)	103
Carry forward orthodontic activity (UOA)	0
Baseline contract value	£322,101.45

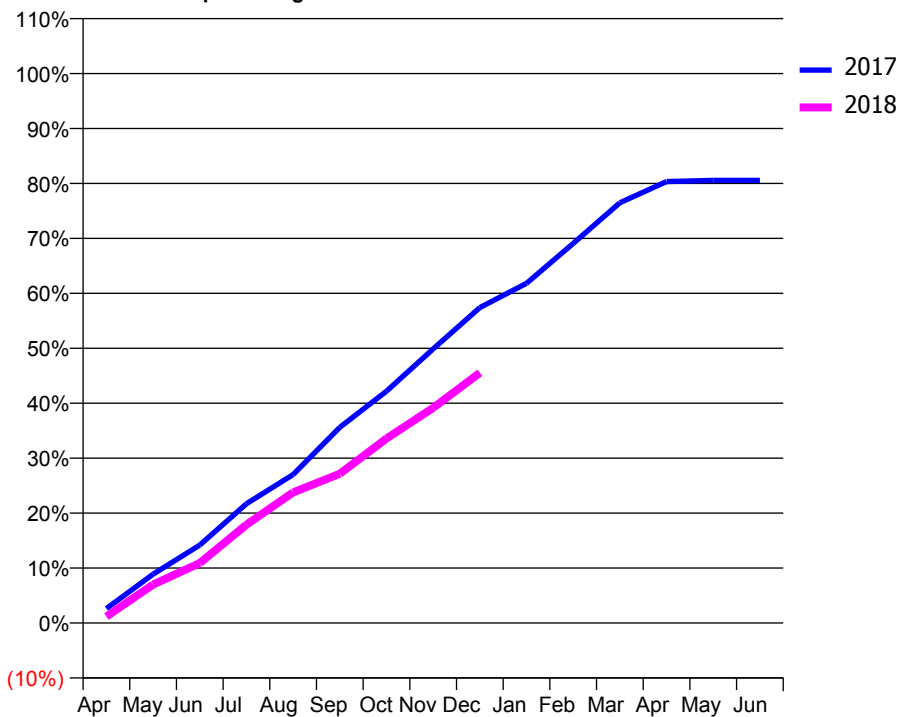
### ACCESS\*

Patients seen in 24 months	Total	Change since previous quarter
Quarter ending December 2016	1,925	
Quarter ending March 2017	1,934	→
Quarter ending June 2017	1,948	→
Quarter ending September 2017	1,955	→
Quarter ending December 2017	1,977	→
<b>Variance since December 2016</b>	<b>2.7%</b>	<b>↑</b>



### ACTIVITY

Cumulative percentage of contracted UDA delivered 2017 & 2018



Month	Adjusted Scheduled Activity (UDA)	
	2017	2018
April	286	160
May	969	955
June	1,545	1,487
July	2,366	2,437
August	2,944	3,237
September	3,881	3,700
October	4,596	4,574
November	5,434	5,334
December	6,255	6,204
January	6,736	
February	7,527	
March	8,334	
April	8,754	
May	8,778	
June	8,779	

### QUALITY

	Quantity	Base Number	Contract	AT	Region	England
% of FP17s for the same patient ID Re-attending within 3 months - Children	66	473	14.0%	12.3%	12.9%	12.0%
% of FP17s for the same patient ID Re-attending within 3 months - Adults	459	2,081	22.1%	15.5%	16.5%	15.9%
% of FP17s for the same patient ID Re-attending between 3 & 9 months - Children	295	473	62.4%	54.7%	59.6%	58.0%
% of FP17s for the same patient ID Re-attending between 3 & 9 months - Adults	1,116	2,081	53.6%	50.6%	52.8%	50.5%
% of FP17s for Band 1 Urgent Courses	29	2,344	1.2%	8.8%	9.1%	9.0%
% of FP17s Relating to Free Repair or Replacements	22	2,344	0.9%	1.2%	1.0%	0.8%
% of FP17s Relating to Continuations	182	2,344	7.8%	1.5%	1.2%	1.1%
% of Patients satisfied with the dentistry they have received	9	10	90.0%	89.7%	91.6%	91.5%
% of Patients satisfied with the time they had to wait for an appointment	9	10	90.0%	86.6%	88.3%	87.9%

\* This is based on patients treated on this contract for their most recent course of treatment. Figures in italics indicate the base number of FP17s or Patient Questionnaire responses are less than 100. N/A is shown where the base number of responses is less than 10 during the period. % is calculated as Quantity/Base number\*100

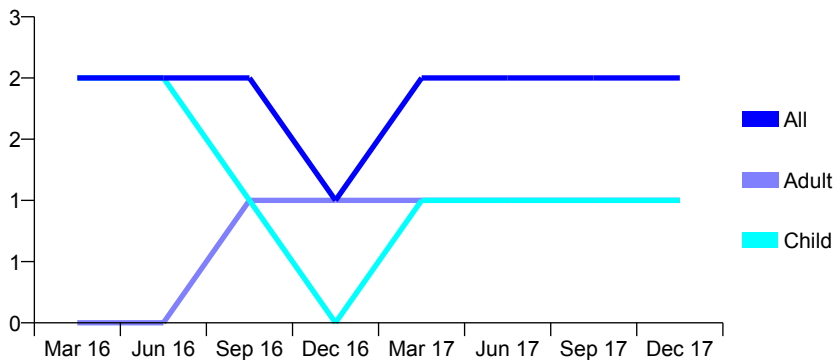
## Q45 - Vital Signs At a Glance Contract Report for 741566/0001 - December 2017

Name or company name	MISS SM GRANT
Contract type name	GDS Contract
Purpose of contract	General
Contract start date	01/04/2006
Contract end date	

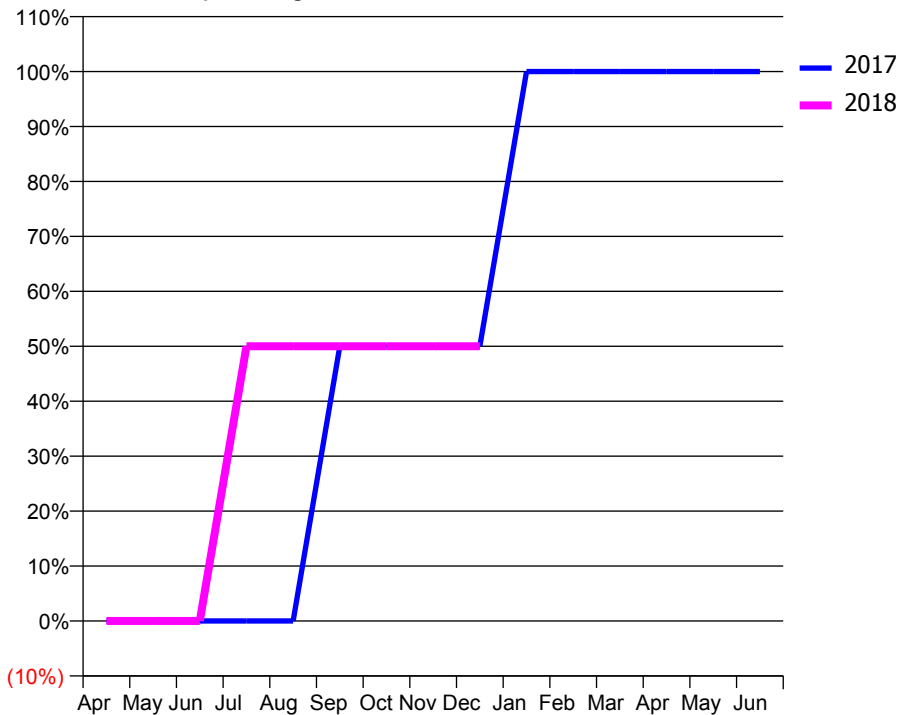
17/18 Contracted general activity (UDA)	4
Carry forward general activity (UDA)	0
17/18 Contracted orthodontic activity (UOA)	0
Carry forward orthodontic activity (UOA)	0
Baseline contract value	£53.66

### ACCESS\*

Patients seen in 24 months	Total	Change since previous quarter
Quarter ending December 2016	1	
Quarter ending March 2017	2	↑
Quarter ending June 2017	2	→
Quarter ending September 2017	2	→
Quarter ending December 2017	2	→
<b>Variance since December 2016</b>	<b>100.0%</b>	<b>↑</b>

**Access trend analysis**


### ACTIVITY

**Cumulative percentage of contracted UDA delivered 2017 & 2018**

**Adjusted Scheduled Activity (UDA)**

Month	2017	2018
April	0	0
May	0	0
June	0	0
July	0	2
August	0	2
September	2	2
October	2	2
November	2	2
December	2	2
January	4	
February	4	
March	4	
April	4	
May	4	
June	4	

### QUALITY

	Quantity	Base Number	Contract	AT	Region	England
% of FP17s for the same patient ID Re-attending within 3 months - Children	0	1	0.0%	12.3%	12.9%	12.0%
% of FP17s for the same patient ID Re-attending within 3 months - Adults	0	1	0.0%	15.5%	16.5%	15.9%
% of FP17s for the same patient ID Re-attending between 3 & 9 months - Children	1	1	100.0%	54.7%	59.6%	58.0%
% of FP17s for the same patient ID Re-attending between 3 & 9 months - Adults	0	1	0.0%	50.6%	52.8%	50.5%
% of FP17s for Band 1 Urgent Courses	0	2	0.0%	8.8%	9.1%	9.0%
% of FP17s Relating to Free Repair or Replacements	0	2	0.0%	1.2%	1.0%	0.8%
% of FP17s Relating to Continuations	0	2	0.0%	1.5%	1.2%	1.1%
% of Patients satisfied with the dentistry they have received	0	0	N/A	89.7%	91.6%	91.5%
% of Patients satisfied with the time they had to wait for an appointment	0	0	N/A	86.6%	88.3%	87.9%

\* This is based on patients treated on this contract for their most recent course of treatment. Figures in italics indicate the base number of FP17s or Patient Questionnaire responses are less than 100. N/A is shown where the base number of responses is less than 10 during the period. % is calculated as Quantity/Base number\*100

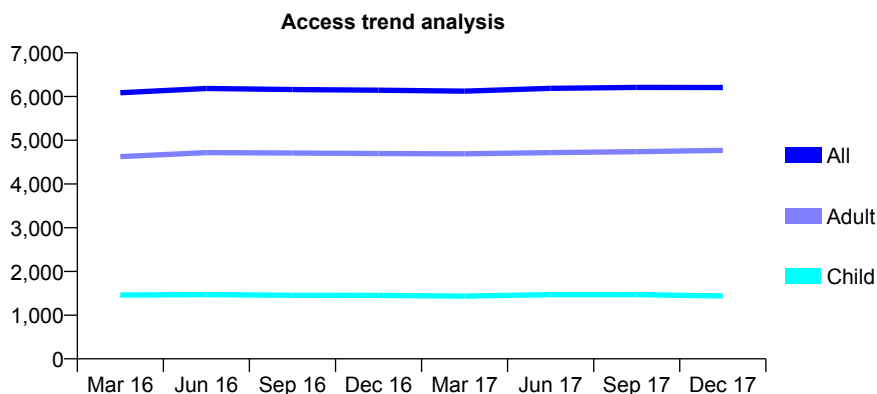
## Q45 - Vital Signs At a Glance Contract Report for 742376/0001 - December 2017

Name or company name	MR SA HETHERINGTON
Contract type name	GDS Contract
Purpose of contract	General
Contract start date	01/04/2006
Contract end date	

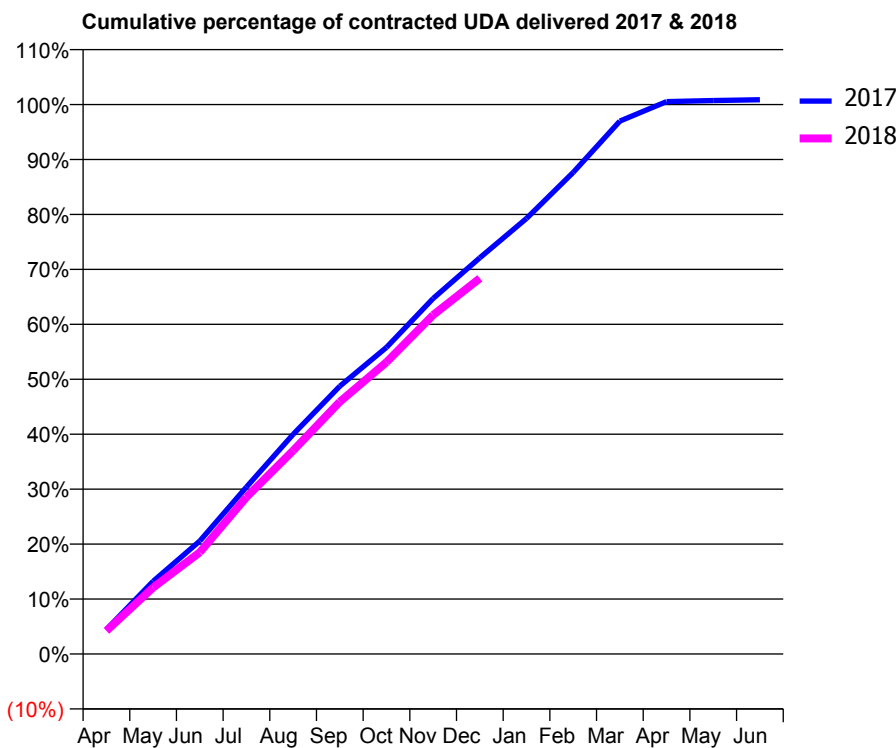
17/18 Contracted general activity (UDA)	16,232
Carry forward general activity (UDA)	-139
17/18 Contracted orthodontic activity (UOA)	0
Carry forward orthodontic activity (UOA)	0
Baseline contract value	£392,726.83

### ACCESS\*

Patients seen in 24 months	Total	Change since previous quarter
Quarter ending December 2016	6,145	
Quarter ending March 2017	6,123	→
Quarter ending June 2017	6,186	→
Quarter ending September 2017	6,207	→
Quarter ending December 2017	6,205	→
<b>Variance since December 2016</b>	<b>1.0%</b>	<b>→</b>



### ACTIVITY



Month	Adjusted Scheduled Activity (UDA)	
	2017	2018
April	725	683
May	2,149	1,963
June	3,338	3,002
July	4,935	4,635
August	6,489	6,010
September	7,913	7,452
October	9,060	8,621
November	10,502	10,014
December	11,704	11,097
January	12,868	
February	14,224	
March	15,744	
April	16,319	
May	16,349	
June	16,371	

### QUALITY

	Quantity	Base Number	Contract	AT	Region	England
% of FP17s for the same patient ID Re-attending within 3 months - Children	78	1,166	6.7%	12.3%	12.9%	12.0%
% of FP17s for the same patient ID Re-attending within 3 months - Adults	761	4,064	18.7%	15.5%	16.5%	15.9%
% of FP17s for the same patient ID Re-attending between 3 & 9 months - Children	325	1,166	27.9%	54.7%	59.6%	58.0%
% of FP17s for the same patient ID Re-attending between 3 & 9 months - Adults	1,261	4,064	31.0%	50.6%	52.8%	50.5%
% of FP17s for Band 1 Urgent Courses	700	4,944	14.2%	8.8%	9.1%	9.0%
% of FP17s Relating to Free Repair or Replacements	66	4,944	1.3%	1.2%	1.0%	0.8%
% of FP17s Relating to Continuations	207	4,944	4.2%	1.5%	1.2%	1.1%
% of Patients satisfied with the dentistry they have received	12	14	85.7%	89.7%	91.6%	91.5%
% of Patients satisfied with the time they had to wait for an appointment	12	14	85.7%	86.6%	88.3%	87.9%

\* This is based on patients treated on this contract for their most recent course of treatment. Figures in italics indicate the base number of FP17s or Patient Questionnaire responses are less than 100. N/A is shown where the base number of responses is less than 10 during the period. % is calculated as Quantity/Base number\*100



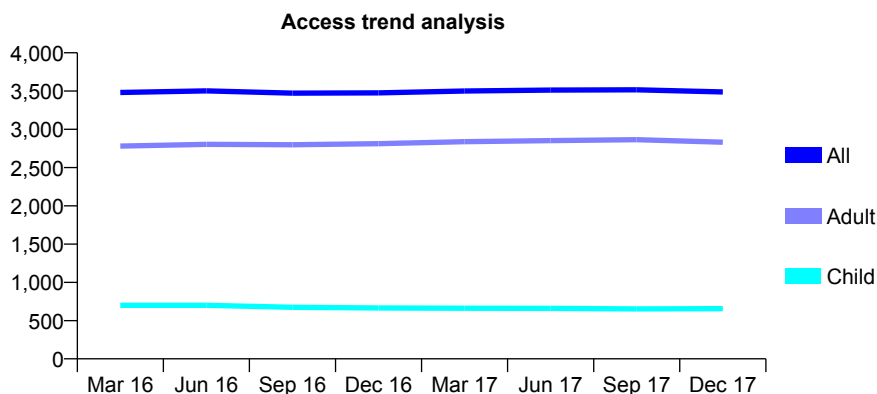
## Q45 - Vital Signs At a Glance Contract Report for 742562/0001 - December 2017

Name or company name	MR NL CREES
Contract type name	GDS Contract
Purpose of contract	General
Contract start date	01/04/2006
Contract end date	

17/18 Contracted general activity (UDA)	10,425
Carry forward general activity (UDA)	33
17/18 Contracted orthodontic activity (UOA)	0
Carry forward orthodontic activity (UOA)	0
Baseline contract value	£256,660.41

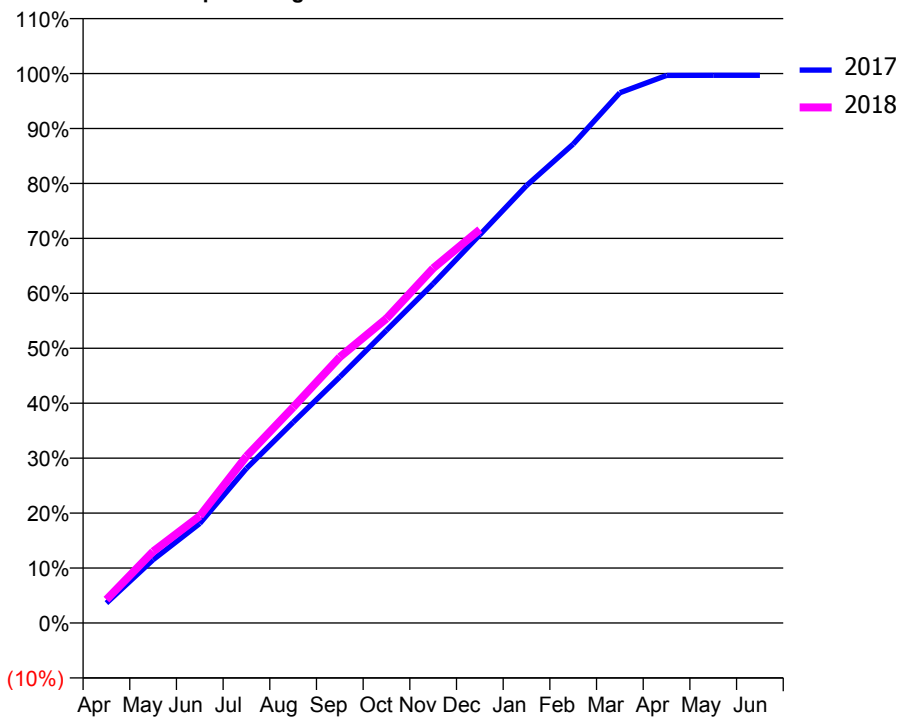
### ACCESS\*

Patients seen in 24 months	Total	Change since previous quarter
Quarter ending December 2016	3,477	
Quarter ending March 2017	3,501	→
Quarter ending June 2017	3,512	→
Quarter ending September 2017	3,517	→
Quarter ending December 2017	3,488	→
<b>Variance since December 2016</b>	<b>0.3%</b>	<b>→</b>



### ACTIVITY

Cumulative percentage of contracted UDA delivered 2017 & 2018



### QUALITY

	Quantity	Base Number	Contract	AT	Region	England
% of FP17s for the same patient ID Re-attending within 3 months - Children	78	756	10.3%	12.3%	12.9%	12.0%
% of FP17s for the same patient ID Re-attending within 3 months - Adults	407	2,959	13.8%	15.5%	16.5%	15.9%
% of FP17s for the same patient ID Re-attending between 3 & 9 months - Children	432	756	57.1%	54.7%	59.6%	58.0%
% of FP17s for the same patient ID Re-attending between 3 & 9 months - Adults	1,597	2,959	54.0%	50.6%	52.8%	50.5%
% of FP17s for Band 1 Urgent Courses	331	3,568	9.3%	8.8%	9.1%	9.0%
% of FP17s Relating to Free Repair or Replacements	37	3,568	1.0%	1.2%	1.0%	0.8%
% of FP17s Relating to Continuations	34	3,568	1.0%	1.5%	1.2%	1.1%
% of Patients satisfied with the dentistry they have received	6	6	N/A	89.7%	91.6%	91.5%
% of Patients satisfied with the time they had to wait for an appointment	6	6	N/A	86.6%	88.3%	87.9%

\* This is based on patients treated on this contract for their most recent course of treatment. Figures in italics indicate the base number of FP17s or Patient Questionnaire responses are less than 100. N/A is shown where the base number of responses is less than 10 during the period. % is calculated as Quantity/Base number\*100

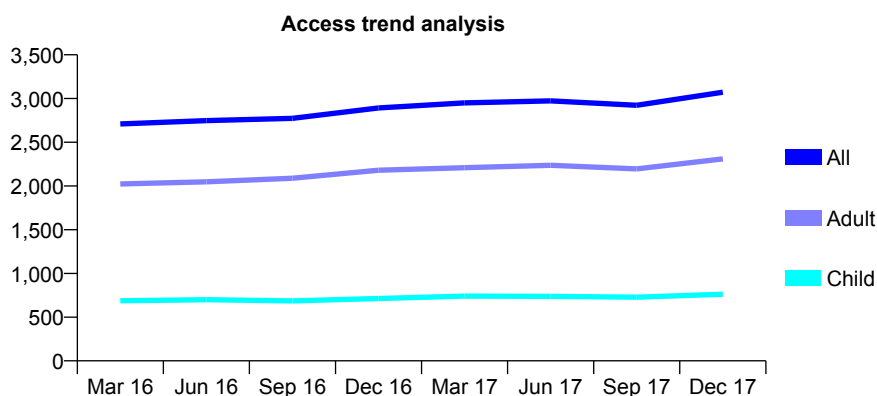
## Q45 - Vital Signs At a Glance Contract Report for 761338/0001 - December 2017

Name or company name	MRS N HILL
Contract type name	GDS Contract
Purpose of contract	General
Contract start date	01/04/2006
Contract end date	

17/18 Contracted general activity (UDA)	8,475
Carry forward general activity (UDA)	-138
17/18 Contracted orthodontic activity (UOA)	0
Carry forward orthodontic activity (UOA)	0
Baseline contract value	£251,295.38

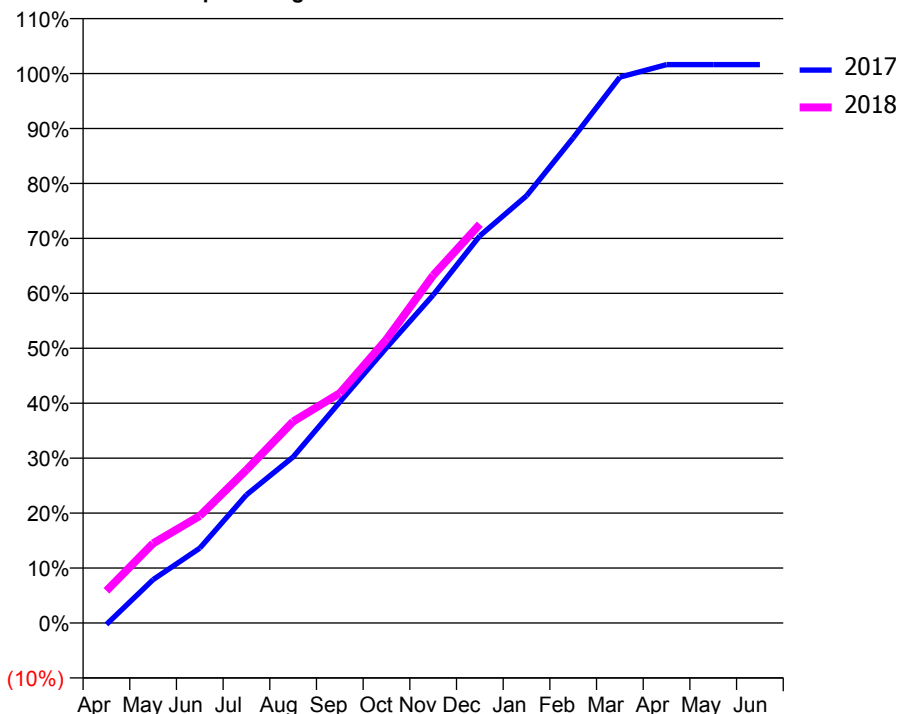
### ACCESS\*

Patients seen in 24 months	Total	Change since previous quarter
Quarter ending December 2016	2,893	
Quarter ending March 2017	2,950	→
Quarter ending June 2017	2,973	→
Quarter ending September 2017	2,923	↓
Quarter ending December 2017	3,072	↑
<b>Variance since December 2016</b>	<b>6.2%</b>	<b>↑</b>



### ACTIVITY

Cumulative percentage of contracted UDA delivered 2017 & 2018



Month	Adjusted Scheduled Activity (UDA)	
	2017	2018
April	-24	497
May	669	1,228
June	1,156	1,653
July	1,977	2,361
August	2,561	3,109
September	3,410	3,544
October	4,247	4,375
November	5,058	5,362
December	5,971	6,151
January	6,588	
February	7,483	
March	8,418	
April	8,613	
May	8,613	
June	8,613	

### QUALITY

	Quantity	Base Number	Contract	AT	Region	England
% of FP17s for the same patient ID Re-attending within 3 months - Children	15	664	2.3%	12.3%	12.9%	12.0%
% of FP17s for the same patient ID Re-attending within 3 months - Adults	255	2,139	11.9%	15.5%	16.5%	15.9%
% of FP17s for the same patient ID Re-attending between 3 & 9 months - Children	212	664	31.9%	54.7%	59.6%	58.0%
% of FP17s for the same patient ID Re-attending between 3 & 9 months - Adults	649	2,139	30.3%	50.6%	52.8%	50.5%
% of FP17s for Band 1 Urgent Courses	206	2,744	7.5%	8.8%	9.1%	9.0%
% of FP17s Relating to Free Repair or Replacements	36	2,744	1.3%	1.2%	1.0%	0.8%
% of FP17s Relating to Continuations	19	2,744	0.7%	1.5%	1.2%	1.1%
% of Patients satisfied with the dentistry they have received	10	10	100.0%	89.7%	91.6%	91.5%
% of Patients satisfied with the time they had to wait for an appointment	8	10	80.0%	86.6%	88.3%	87.9%

\* This is based on patients treated on this contract for their most recent course of treatment. Figures in italics indicate the base number of FP17s or Patient Questionnaire responses are less than 100. N/A is shown where the base number of responses is less than 10 during the period. % is calculated as Quantity/Base number\*100

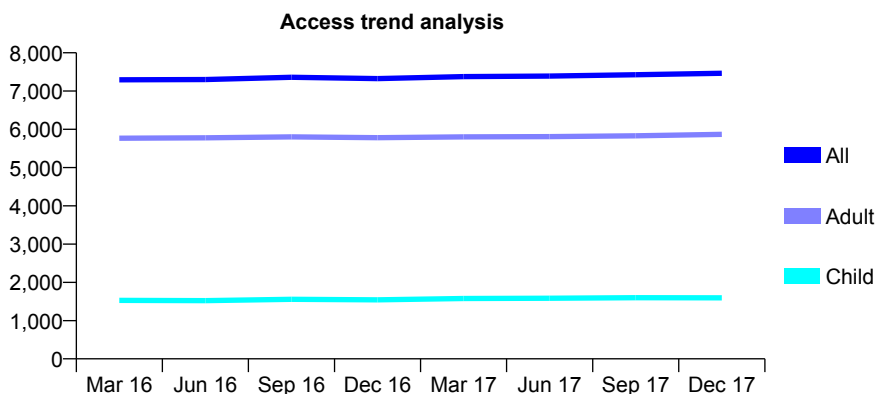
## Q45 - Vital Signs At a Glance Contract Report for 761486/0001 - December 2017

Name or company name	MISS NL PROCTOR
Contract type name	GDS Contract
Purpose of contract	General
Contract start date	01/04/2006
Contract end date	

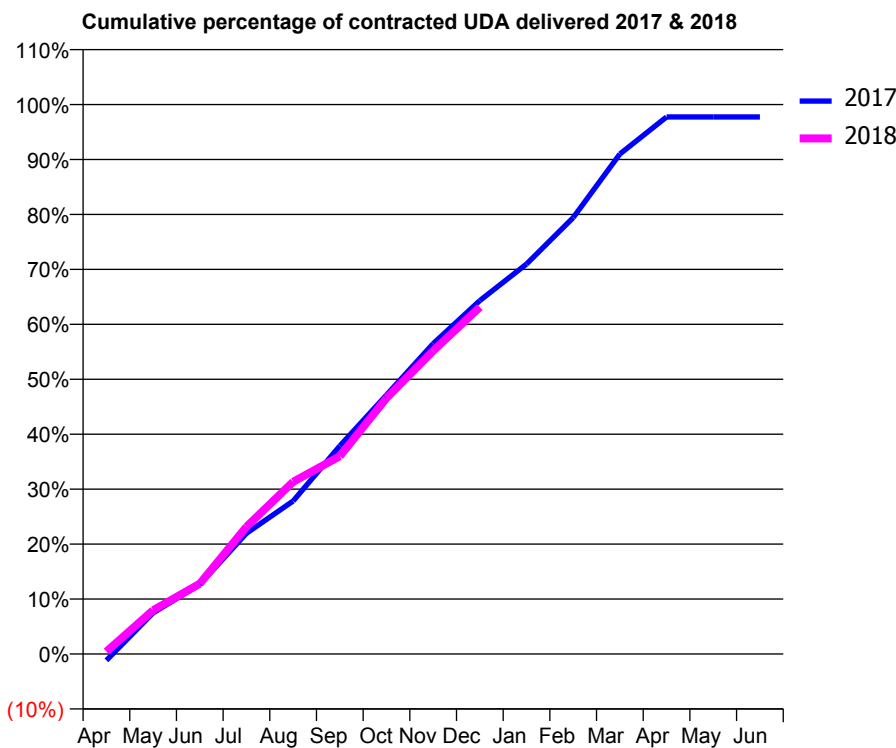
17/18 Contracted general activity (UDA)	19,711
Carry forward general activity (UDA)	446
17/18 Contracted orthodontic activity (UOA)	0
Carry forward orthodontic activity (UOA)	0
Baseline contract value	£529,403.40

### ACCESS\*

Patients seen in 24 months	Total	Change since previous quarter
Quarter ending December 2016	7,325	
Quarter ending March 2017	7,378	→
Quarter ending June 2017	7,391	→
Quarter ending September 2017	7,427	→
Quarter ending December 2017	7,464	→
<b>Variance since December 2016</b>	<b>1.9%</b>	<b>→</b>



### ACTIVITY



Month	Adjusted Scheduled Activity (UDA)	
	2017	2018
April	-230	90
May	1,478	1,572
June	2,492	2,522
July	4,330	4,567
August	5,487	6,178
September	7,464	7,097
October	9,294	9,183
November	11,134	10,876
December	12,679	12,443
January	13,988	
February	15,654	
March	17,936	
April	19,263	
May	19,264	
June	19,265	

### QUALITY

	Quantity	Base Number	Contract	AT	Region	England
% of FP17s for the same patient ID Re-attending within 3 months - Children	159	1,856	8.6%	12.3%	12.9%	12.0%
% of FP17s for the same patient ID Re-attending within 3 months - Adults	991	6,239	15.9%	15.5%	16.5%	15.9%
% of FP17s for the same patient ID Re-attending between 3 & 9 months - Children	1,138	1,856	61.3%	54.7%	59.6%	58.0%
% of FP17s for the same patient ID Re-attending between 3 & 9 months - Adults	3,380	6,239	54.2%	50.6%	52.8%	50.5%
% of FP17s for Band 1 Urgent Courses	1,003	7,462	13.4%	8.8%	9.1%	9.0%
% of FP17s Relating to Free Repair or Replacements	86	7,462	1.2%	1.2%	1.0%	0.8%
% of FP17s Relating to Continuations	46	7,462	0.6%	1.5%	1.2%	1.1%
% of Patients satisfied with the dentistry they have received	11	13	84.6%	89.7%	91.6%	91.5%
% of Patients satisfied with the time they had to wait for an appointment	12	13	92.3%	86.6%	88.3%	87.9%

\* This is based on patients treated on this contract for their most recent course of treatment. Figures in italics indicate the base number of FP17s or Patient Questionnaire responses are less than 100. N/A is shown where the base number of responses is less than 10 during the period. % is calculated as Quantity/Base number\*100

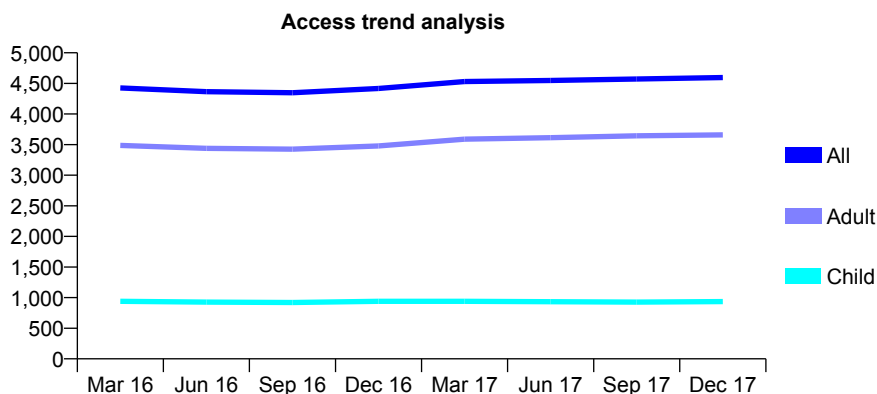
## Q45 - Vital Signs At a Glance Contract Report for 767514/0002 - December 2017

Name or company name	MISS KE BOOTH
Contract type name	GDS Contract
Purpose of contract	General and Orthodontic
Contract start date	01/12/2011
Contract end date	

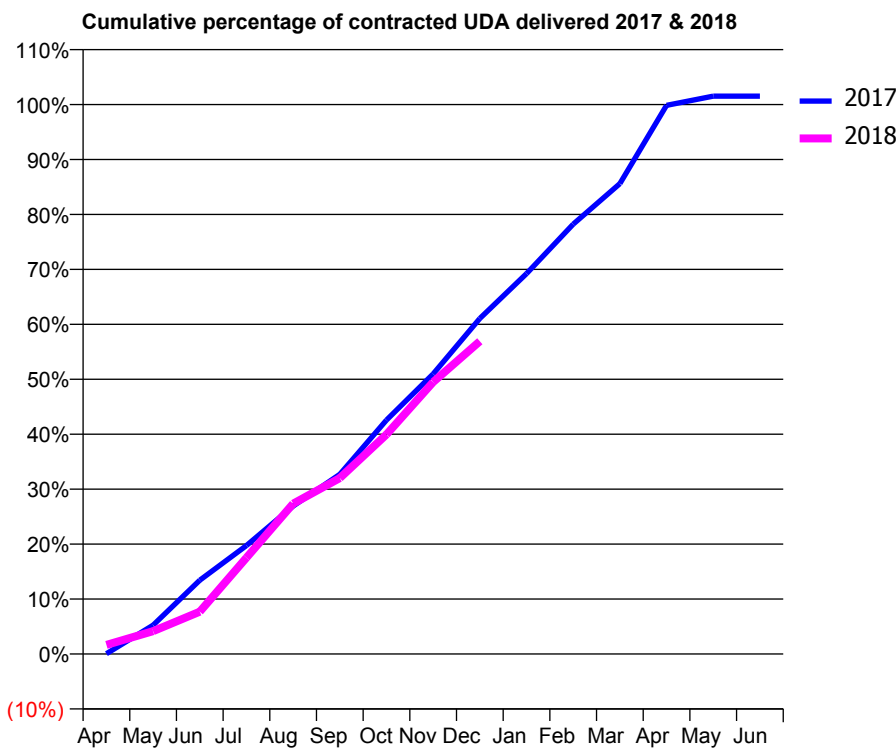
17/18 Contracted general activity (UDA)	12,032
Carry forward general activity (UDA)	-184
17/18 Contracted orthodontic activity (UOA)	2
Carry forward orthodontic activity (UOA)	0
Baseline contract value	£459,933.20

### ACCESS\*

Patients seen in 24 months	Total	Change since previous quarter
Quarter ending December 2016	4,417	
Quarter ending March 2017	4,530	↑
Quarter ending June 2017	4,548	→
Quarter ending September 2017	4,571	→
Quarter ending December 2017	4,595	→
<b>Variance since December 2016</b>	<b>4.0%</b>	<b>↑</b>



### ACTIVITY



Month	Adjusted Scheduled Activity (UDA)	
	2017	2018
April	7	199
May	633	500
June	1,615	928
July	2,375	2,108
August	3,241	3,292
September	3,933	3,854
October	5,124	4,806
November	6,132	5,955
December	7,348	6,848
January	8,328	
February	9,412	
March	10,299	
April	12,015	
May	12,215	
June	12,216	

### QUALITY

	Quantity	Base Number	Contract	AT	Region	England
% of FP17s for the same patient ID Re-attending within 3 months - Children	67	924	7.3%	12.3%	12.9%	12.0%
% of FP17s for the same patient ID Re-attending within 3 months - Adults	604	3,795	15.9%	15.5%	16.5%	15.9%
% of FP17s for the same patient ID Re-attending between 3 & 9 months - Children	480	924	51.9%	54.7%	59.6%	58.0%
% of FP17s for the same patient ID Re-attending between 3 & 9 months - Adults	1,930	3,795	50.9%	50.6%	52.8%	50.5%
% of FP17s for Band 1 Urgent Courses	231	3,767	6.1%	8.8%	9.1%	9.0%
% of FP17s Relating to Free Repair or Replacements	30	3,767	0.8%	1.2%	1.0%	0.8%
% of FP17s Relating to Continuations	57	3,767	1.5%	1.5%	1.2%	1.1%
% of Patients satisfied with the dentistry they have received	14	15	93.3%	89.7%	91.6%	91.5%
% of Patients satisfied with the time they had to wait for an appointment	12	15	80.0%	86.6%	88.3%	87.9%

\* This is based on patients treated on this contract for their most recent course of treatment. Figures in italics indicate the base number of FP17s or Patient Questionnaire responses are less than 100. N/A is shown where the base number of responses is less than 10 during the period. % is calculated as Quantity/Base number\*100

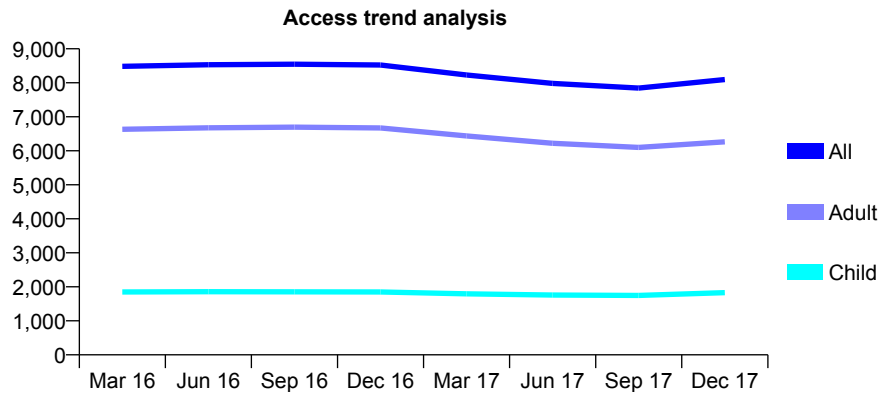
## Q45 - Vital Signs At a Glance Contract Report for 772321/0001 - December 2017

Name or company name	MR PC WOODHOUSE
Contract type name	GDS Contract
Purpose of contract	General and Orthodontic
Contract start date	01/06/2011
Contract end date	

17/18 Contracted general activity (UDA)	28,441
Carry forward general activity (UDA)	0
17/18 Contracted orthodontic activity (UOA)	0
Carry forward orthodontic activity (UOA)	0
Baseline contract value	£771,516.83

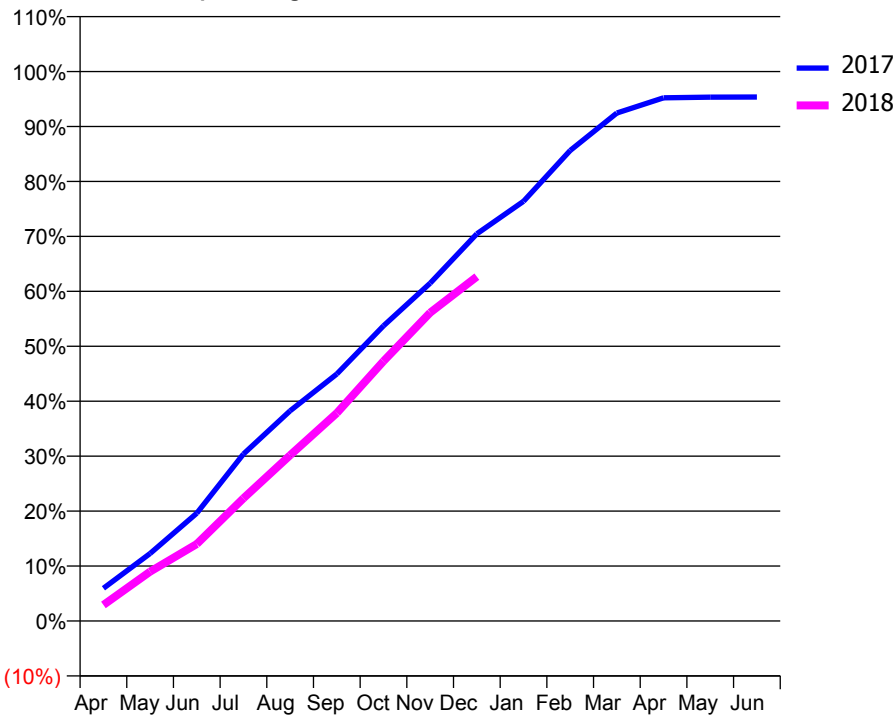
### ACCESS\*

Patients seen in 24 months	Total	Change since previous quarter
Quarter ending December 2016	8,524	
Quarter ending March 2017	8,231	↓
Quarter ending June 2017	7,982	↓
Quarter ending September 2017	7,846	↓
Quarter ending December 2017	8,096	↑
<b>Variance since December 2016</b>	<b>(5.0%)</b>	<b>↓</b>



### ACTIVITY

Cumulative percentage of contracted UDA delivered 2017 & 2018



Month	Adjusted Scheduled Activity (UDA)	
	2017	2018
April	1,696	831
May	3,499	2,558
June	5,583	3,988
July	8,643	6,351
August	10,882	8,581
September	12,783	10,762
October	15,277	13,449
November	17,483	15,958
December	20,041	17,821
January	21,720	
February	24,351	
March	26,293	
April	27,082	
May	27,115	
June	27,123	

### QUALITY

	Quantity	Base Number	Contract	AT	Region	England
% of FP17s for the same patient ID Re-attending within 3 months - Children	184	2,074	8.9%	12.3%	12.9%	12.0%
% of FP17s for the same patient ID Re-attending within 3 months - Adults	835	6,309	13.2%	15.5%	16.5%	15.9%
% of FP17s for the same patient ID Re-attending between 3 & 9 months - Children	1,177	2,074	56.8%	54.7%	59.6%	58.0%
% of FP17s for the same patient ID Re-attending between 3 & 9 months - Adults	3,348	6,309	53.1%	50.6%	52.8%	50.5%
% of FP17s for Band 1 Urgent Courses	401	8,042	5.0%	8.8%	9.1%	9.0%
% of FP17s Relating to Free Repair or Replacements	64	8,042	0.8%	1.2%	1.0%	0.8%
% of FP17s Relating to Continuations	229	8,042	2.8%	1.5%	1.2%	1.1%
% of Patients satisfied with the dentistry they have received	15	16	93.8%	89.7%	91.6%	91.5%
% of Patients satisfied with the time they had to wait for an appointment	13	16	81.3%	86.6%	88.3%	87.9%

\* This is based on patients treated on this contract for their most recent course of treatment. Figures in italics indicate the base number of FP17s or Patient Questionnaire responses are less than 100. N/A is shown where the base number of responses is less than 10 during the period. % is calculated as Quantity/Base number\*100

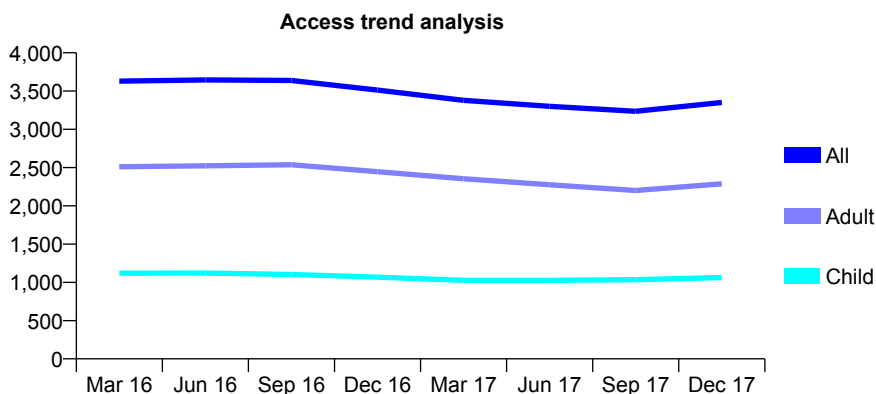
## Q45 - Vital Signs At a Glance Contract Report for 773115/0002 - December 2017

Name or company name	Mr P Thapar & Mr A Razaq
Contract type name	Pilot Contract
Purpose of contract	General
Contract start date	01/04/2006
Contract end date	

17/18 Contracted general activity (UDA)	11,473
Carry forward general activity (UDA)	0
17/18 Contracted orthodontic activity (UOA)	0
Carry forward orthodontic activity (UOA)	0
Baseline contract value	£261,553.75

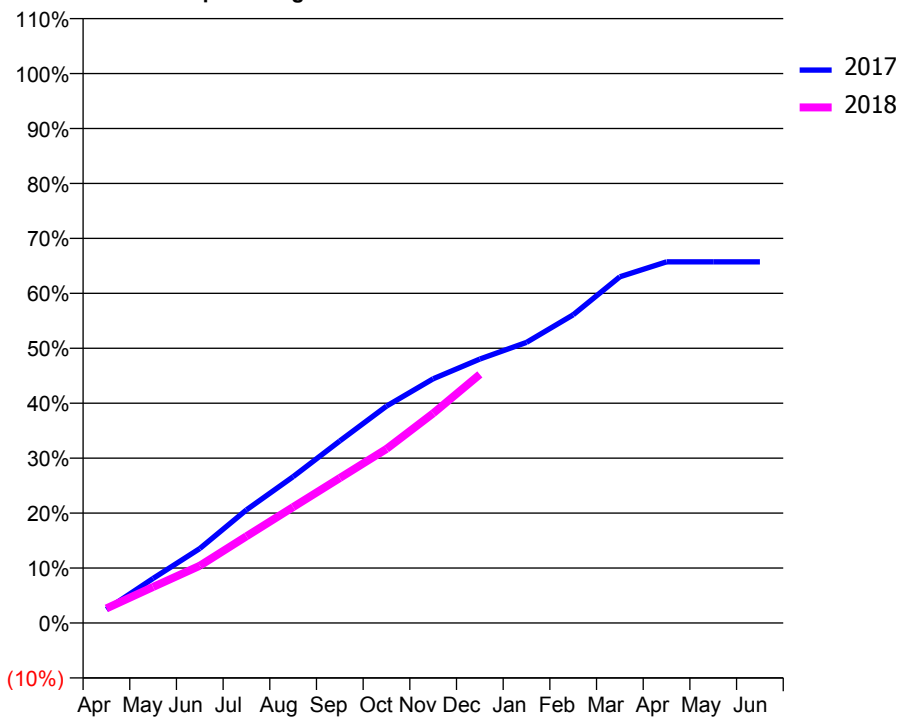
### ACCESS\*

Patients seen in 24 months	Total	Change since previous quarter
Quarter ending December 2016	3,513	
Quarter ending March 2017	3,379	↓
Quarter ending June 2017	3,301	↓
Quarter ending September 2017	3,235	↓
Quarter ending December 2017	3,350	↑
<b>Variance since December 2016</b>	<b>(4.6%)</b>	<b>↓</b>



### ACTIVITY

Cumulative percentage of contracted UDA delivered 2017 & 2018



Month	Adjusted Scheduled Activity (UDA)	
	2017	2018
April	284	304
May	930	754
June	1,556	1,196
July	2,364	1,812
August	3,056	2,421
September	3,803	3,029
October	4,529	3,635
November	5,099	4,377
December	5,512	5,190
January	5,859	
February	6,435	
March	7,230	
April	7,541	
May	7,541	
June	7,541	

### QUALITY

	Quantity	Base Number	Contract	AT	Region	England
% of FP17s for the same patient ID Re-attending within 3 months - Children	62	1,088	5.7%	12.3%	12.9%	12.0%
% of FP17s for the same patient ID Re-attending within 3 months - Adults	191	1,537	12.4%	15.5%	16.5%	15.9%
% of FP17s for the same patient ID Re-attending between 3 & 9 months - Children	457	1,088	42.0%	54.7%	59.6%	58.0%
% of FP17s for the same patient ID Re-attending between 3 & 9 months - Adults	383	1,537	24.9%	50.6%	52.8%	50.5%
% of FP17s for Band 1 Urgent Courses	117	2,329	5.0%	8.8%	9.1%	9.0%
% of FP17s Relating to Free Repair or Replacements	22	2,329	0.9%	1.2%	1.0%	0.8%
% of FP17s Relating to Continuations	50	2,329	2.1%	1.5%	1.2%	1.1%
% of Patients satisfied with the dentistry they have received	3	4	N/A	89.7%	91.6%	91.5%
% of Patients satisfied with the time they had to wait for an appointment	4	4	N/A	86.6%	88.3%	87.9%

\* This is based on patients treated on this contract for their most recent course of treatment. Figures in italics indicate the base number of FP17s or Patient Questionnaire responses are less than 100. N/A is shown where the base number of responses is less than 10 during the period. % is calculated as Quantity/Base number\*100

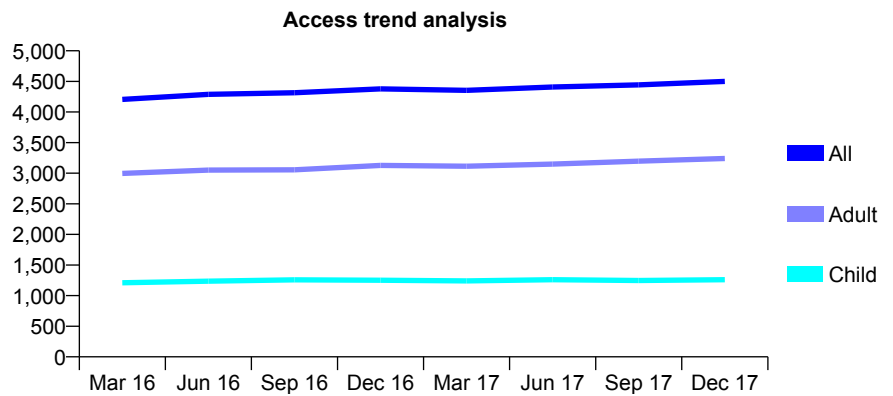
## Q45 - Vital Signs At a Glance Contract Report for 801712/0004 - December 2017

Name or company name	Mr S A Jeyarajan Dental Surgery
Contract type name	GDS Contract
Purpose of contract	General
Contract start date	14/05/2011
Contract end date	

17/18 Contracted general activity (UDA)	11,567
Carry forward general activity (UDA)	-231
17/18 Contracted orthodontic activity (UOA)	0
Carry forward orthodontic activity (UOA)	0
Baseline contract value	£313,651.94

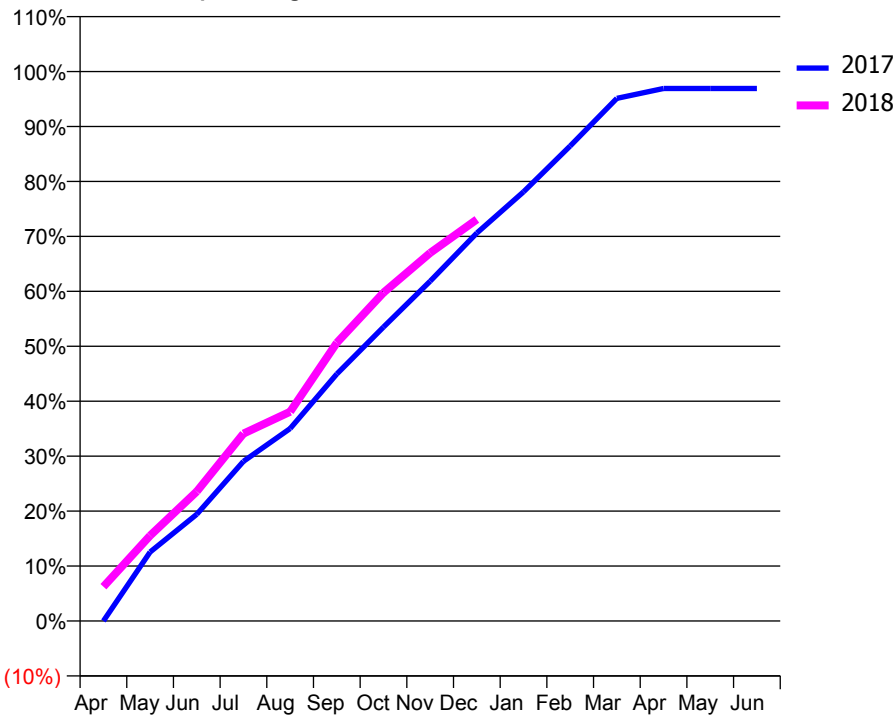
### ACCESS\*

Patients seen in 24 months	Total	Change since previous quarter
Quarter ending December 2016	4,379	
Quarter ending March 2017	4,355	→
Quarter ending June 2017	4,409	→
Quarter ending September 2017	4,444	→
Quarter ending December 2017	4,501	→
<b>Variance since December 2016</b>	<b>2.8%</b>	<b>↑</b>



### ACTIVITY

Cumulative percentage of contracted UDA delivered 2017 & 2018



Month	Adjusted Scheduled Activity (UDA)	
	2017	2018
April	0	723
May	1,453	1,798
June	2,247	2,726
July	3,361	3,946
August	4,052	4,406
September	5,199	5,855
October	6,187	6,911
November	7,152	7,749
December	8,166	8,452
January	9,034	
February	9,999	
March	11,001	
April	11,209	
May	11,209	
June	11,209	

### QUALITY

	Quantity	Base Number	Contract	AT	Region	England
% of FP17s for the same patient ID Re-attending within 3 months - Children	89	1,111	8.0%	12.3%	12.9%	12.0%
% of FP17s for the same patient ID Re-attending within 3 months - Adults	433	2,745	15.8%	15.5%	16.5%	15.9%
% of FP17s for the same patient ID Re-attending between 3 & 9 months - Children	536	1,111	48.2%	54.7%	59.6%	58.0%
% of FP17s for the same patient ID Re-attending between 3 & 9 months - Adults	1,015	2,745	37.0%	50.6%	52.8%	50.5%
% of FP17s for Band 1 Urgent Courses	501	3,758	13.3%	8.8%	9.1%	9.0%
% of FP17s Relating to Free Repair or Replacements	24	3,758	0.6%	1.2%	1.0%	0.8%
% of FP17s Relating to Continuations	33	3,758	0.9%	1.5%	1.2%	1.1%
% of Patients satisfied with the dentistry they have received	7	8	N/A	89.7%	91.6%	91.5%
% of Patients satisfied with the time they had to wait for an appointment	7	8	N/A	86.6%	88.3%	87.9%

\* This is based on patients treated on this contract for their most recent course of treatment. Figures in italics indicate the base number of FP17s or Patient Questionnaire responses are less than 100. N/A is shown where the base number of responses is less than 10 during the period. % is calculated as Quantity/Base number\*100

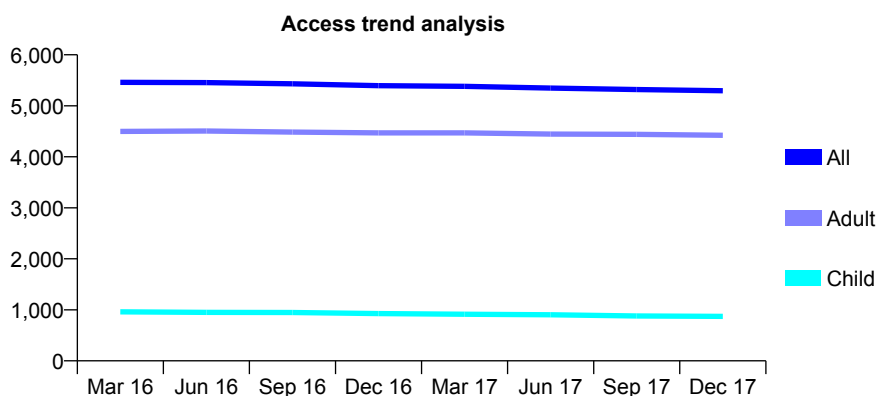
## Q45 - Vital Signs At a Glance Contract Report for 804932/0001 - December 2017

Name or company name	MR A ABRAHAM
Contract type name	GDS Contract
Purpose of contract	General
Contract start date	01/04/2006
Contract end date	

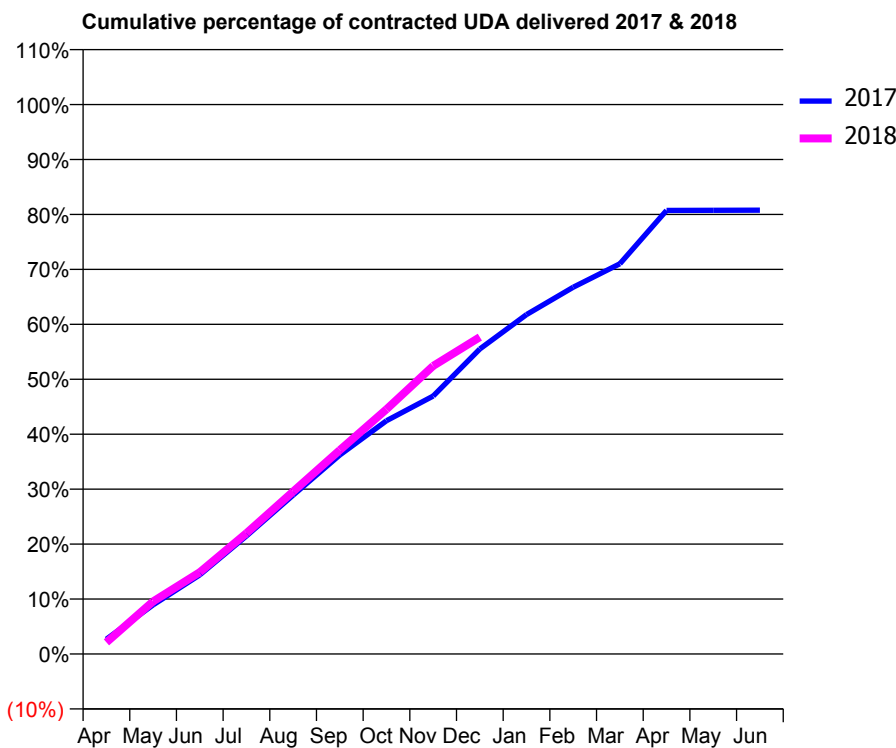
17/18 Contracted general activity (UDA)	17,669
Carry forward general activity (UDA)	0
17/18 Contracted orthodontic activity (UOA)	0
Carry forward orthodontic activity (UOA)	0
Baseline contract value	£378,073.74

### ACCESS\*

Patients seen in 24 months	Total	Change since previous quarter
Quarter ending December 2016	5,394	
Quarter ending March 2017	5,382	→
Quarter ending June 2017	5,349	→
Quarter ending September 2017	5,319	→
Quarter ending December 2017	5,296	→
<b>Variance since December 2016</b>	<b>(1.8%)</b>	<b>↓</b>



### ACTIVITY



Month	Adjusted Scheduled Activity (UDA)	
	2017	2018
April	476	375
May	1,580	1,690
June	2,546	2,629
July	3,798	3,886
August	5,110	5,225
September	6,401	6,560
October	7,501	7,870
November	8,293	9,264
December	9,810	10,189
January	10,913	
February	11,793	
March	12,547	
April	14,262	
May	14,267	
June	14,271	

### QUALITY

	Quantity	Base Number	Contract	AT	Region	England
% of FP17s for the same patient ID Re-attending within 3 months - Children	59	726	8.1%	12.3%	12.9%	12.0%
% of FP17s for the same patient ID Re-attending within 3 months - Adults	598	3,801	15.7%	15.5%	16.5%	15.9%
% of FP17s for the same patient ID Re-attending between 3 & 9 months - Children	146	726	20.1%	54.7%	59.6%	58.0%
% of FP17s for the same patient ID Re-attending between 3 & 9 months - Adults	864	3,801	22.7%	50.6%	52.8%	50.5%
% of FP17s for Band 1 Urgent Courses	266	3,939	6.8%	8.8%	9.1%	9.0%
% of FP17s Relating to Free Repair or Replacements	103	3,939	2.6%	1.2%	1.0%	0.8%
% of FP17s Relating to Continuations	191	3,939	4.8%	1.5%	1.2%	1.1%
% of Patients satisfied with the dentistry they have received	5	6	N/A	89.7%	91.6%	91.5%
% of Patients satisfied with the time they had to wait for an appointment	4	6	N/A	86.6%	88.3%	87.9%

\* This is based on patients treated on this contract for their most recent course of treatment. Figures in italics indicate the base number of FP17s or Patient Questionnaire responses are less than 100. N/A is shown where the base number of responses is less than 10 during the period. % is calculated as Quantity/Base number\*100



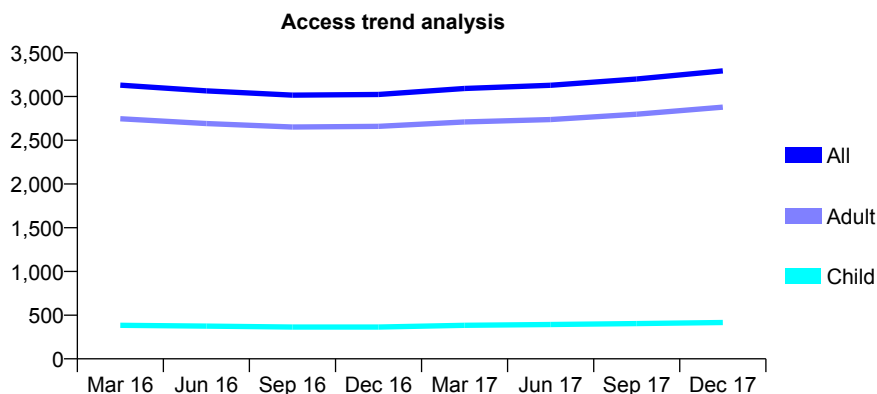
## Q45 - Vital Signs At a Glance Contract Report for 811513/0001 - December 2017

Name or company name	MR PL NEWTON
Contract type name	GDS Contract
Purpose of contract	General
Contract start date	01/04/2006
Contract end date	

17/18 Contracted general activity (UDA)	15,980
Carry forward general activity (UDA)	0
17/18 Contracted orthodontic activity (UOA)	0
Carry forward orthodontic activity (UOA)	0
Baseline contract value	£343,951.48

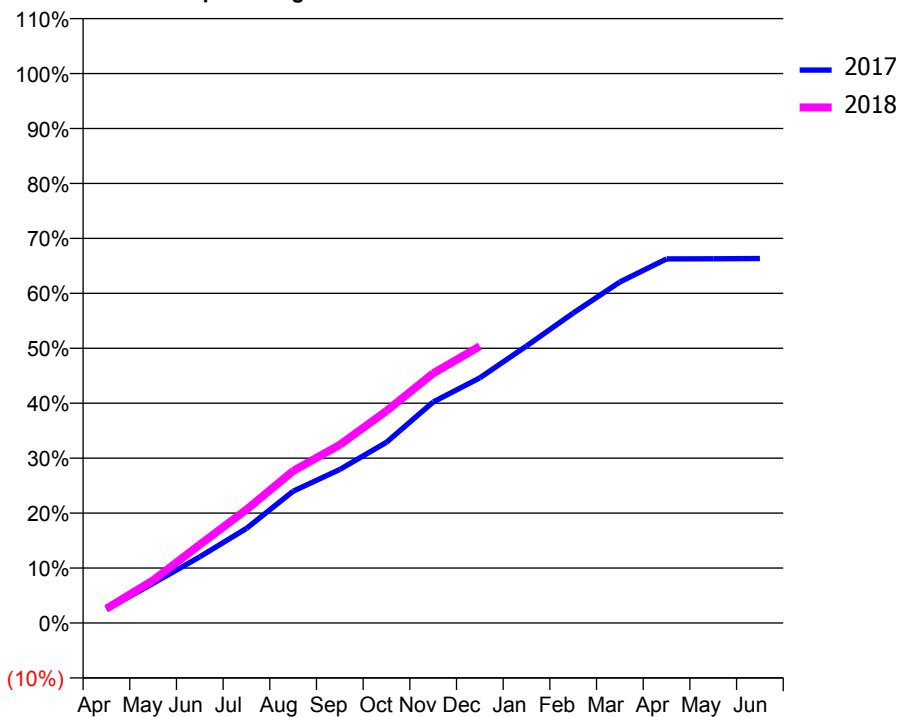
### ACCESS\*

Patients seen in 24 months	Total	Change since previous quarter
Quarter ending December 2016	3,023	
Quarter ending March 2017	3,092	↑
Quarter ending June 2017	3,129	→
Quarter ending September 2017	3,200	↑
Quarter ending December 2017	3,294	↑
<b>Variance since December 2016</b>	<b>9.0%</b>	<b>↑</b>



### ACTIVITY

Cumulative percentage of contracted UDA delivered 2017 & 2018



Month	Adjusted Scheduled Activity (UDA)	
	2017	2018
April	399	416
May	1,153	1,244
June	1,925	2,279
July	2,753	3,300
August	3,834	4,423
September	4,467	5,184
October	5,258	6,168
November	6,428	7,262
December	7,131	8,048
January	8,056	
February	9,013	
March	9,917	
April	10,590	
May	10,592	
June	10,600	

### QUALITY

	Quantity	Base Number	Contract	AT	Region	England
% of FP17s for the same patient ID Re-attending within 3 months - Children	55	553	9.9%	12.3%	12.9%	12.0%
% of FP17s for the same patient ID Re-attending within 3 months - Adults	459	3,659	12.5%	15.5%	16.5%	15.9%
% of FP17s for the same patient ID Re-attending between 3 & 9 months - Children	326	553	59.0%	54.7%	59.6%	58.0%
% of FP17s for the same patient ID Re-attending between 3 & 9 months - Adults	2,448	3,659	66.9%	50.6%	52.8%	50.5%
% of FP17s for Band 1 Urgent Courses	265	3,959	6.7%	8.8%	9.1%	9.0%
% of FP17s Relating to Free Repair or Replacements	58	3,959	1.5%	1.2%	1.0%	0.8%
% of FP17s Relating to Continuations	59	3,959	1.5%	1.5%	1.2%	1.1%
% of Patients satisfied with the dentistry they have received	14	14	100.0%	89.7%	91.6%	91.5%
% of Patients satisfied with the time they had to wait for an appointment	13	14	92.9%	86.6%	88.3%	87.9%

\* This is based on patients treated on this contract for their most recent course of treatment. Figures in italics indicate the base number of FP17s or Patient Questionnaire responses are less than 100. N/A is shown where the base number of responses is less than 10 during the period. % is calculated as Quantity/Base number\*100

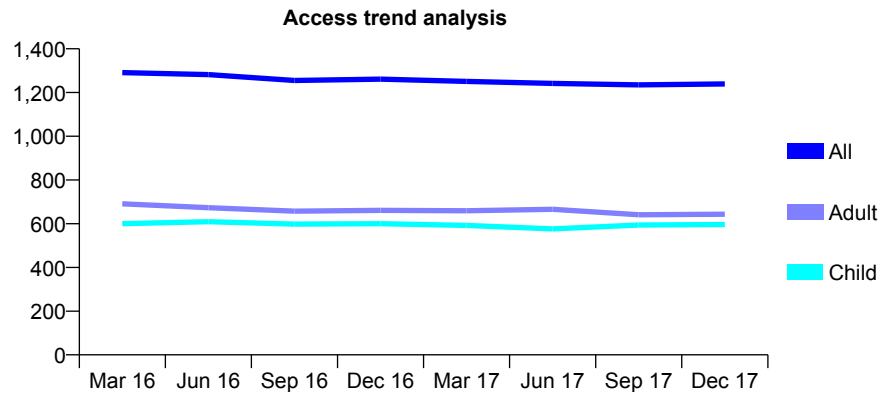
## Q45 - Vital Signs At a Glance Contract Report for 814342/0002 - December 2017

Name or company name	Lynes Dental Surgery
Contract type name	GDS Contract
Purpose of contract	General
Contract start date	01/04/2006
Contract end date	

17/18 Contracted general activity (UDA)	5,800
Carry forward general activity (UDA)	0
17/18 Contracted orthodontic activity (UOA)	0
Carry forward orthodontic activity (UOA)	0
Baseline contract value	£137,914.55

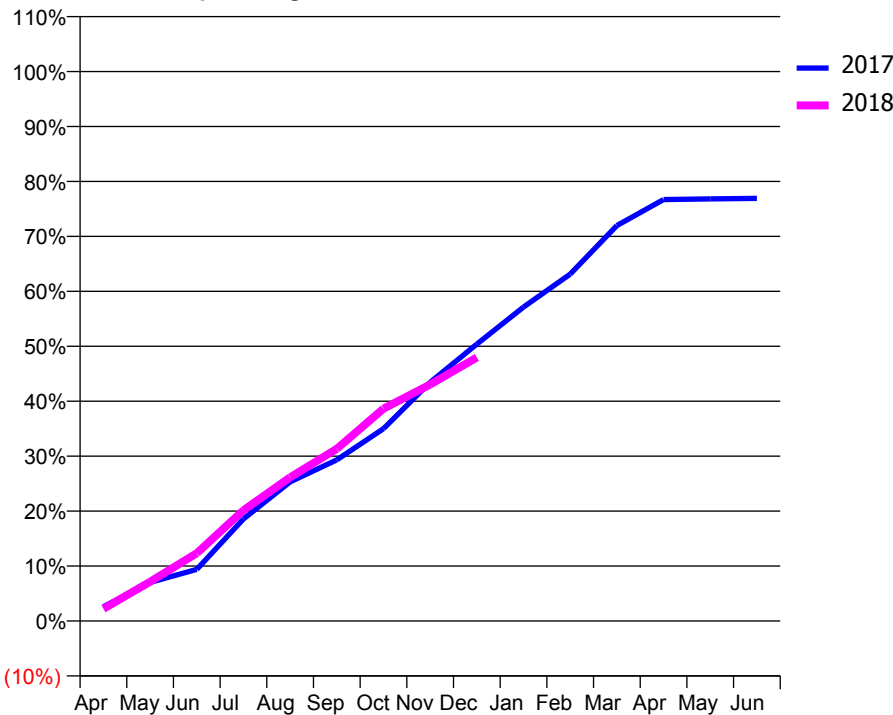
### ACCESS\*

Patients seen in 24 months	Total	Change since previous quarter
Quarter ending December 2016	1,261	
Quarter ending March 2017	1,251	→
Quarter ending June 2017	1,242	→
Quarter ending September 2017	1,235	→
Quarter ending December 2017	1,239	→
<b>Variance since December 2016</b>	<b>(1.7%)</b>	<b>↓</b>



### ACTIVITY

Cumulative percentage of contracted UDA delivered 2017 & 2018



Month	Adjusted Scheduled Activity (UDA)	
	2017	2018
April	151	128
May	408	414
June	545	715
July	1,078	1,169
August	1,469	1,517
September	1,701	1,818
October	2,031	2,241
November	2,521	2,496
December	2,922	2,782
January	3,313	
February	3,662	
March	4,174	
April	4,449	
May	4,455	
June	4,461	

### QUALITY

	Quantity	Base Number	Contract	AT	Region	England
% of FP17s for the same patient ID Re-attending within 3 months - Children	37	804	4.6%	12.3%	12.9%	12.0%
% of FP17s for the same patient ID Re-attending within 3 months - Adults	94	715	13.1%	15.5%	16.5%	15.9%
% of FP17s for the same patient ID Re-attending between 3 & 9 months - Children	621	804	77.2%	54.7%	59.6%	58.0%
% of FP17s for the same patient ID Re-attending between 3 & 9 months - Adults	484	715	67.7%	50.6%	52.8%	50.5%
% of FP17s for Band 1 Urgent Courses	49	1,424	3.4%	8.8%	9.1%	9.0%
% of FP17s Relating to Free Repair or Replacements	0	1,424	0.0%	1.2%	1.0%	0.8%
% of FP17s Relating to Continuations	14	1,424	1.0%	1.5%	1.2%	1.1%
% of Patients satisfied with the dentistry they have received	3	3	N/A	89.7%	91.6%	91.5%
% of Patients satisfied with the time they had to wait for an appointment	3	3	N/A	86.6%	88.3%	87.9%

\* This is based on patients treated on this contract for their most recent course of treatment. Figures in italics indicate the base number of FP17s or Patient Questionnaire responses are less than 100. N/A is shown where the base number of responses is less than 10 during the period. % is calculated as Quantity/Base number\*100

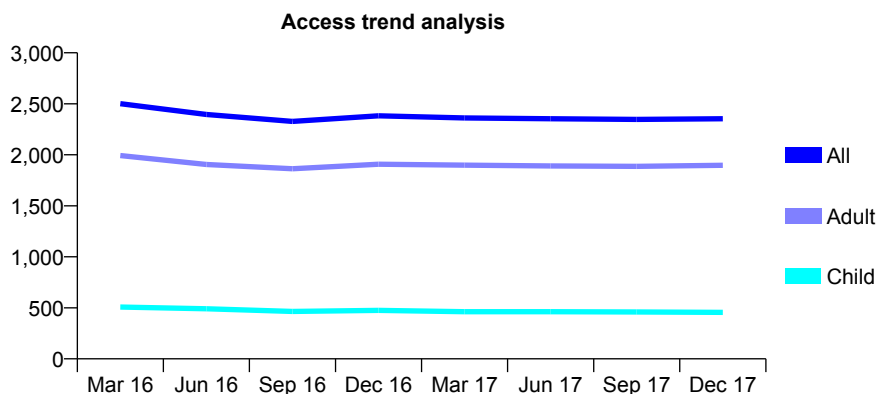
## Q45 - Vital Signs At a Glance Contract Report for 820857/0002 - December 2017

Name or company name	MRS JH ELSTON
Contract type name	GDS Contract
Purpose of contract	General
Contract start date	01/04/2006
Contract end date	

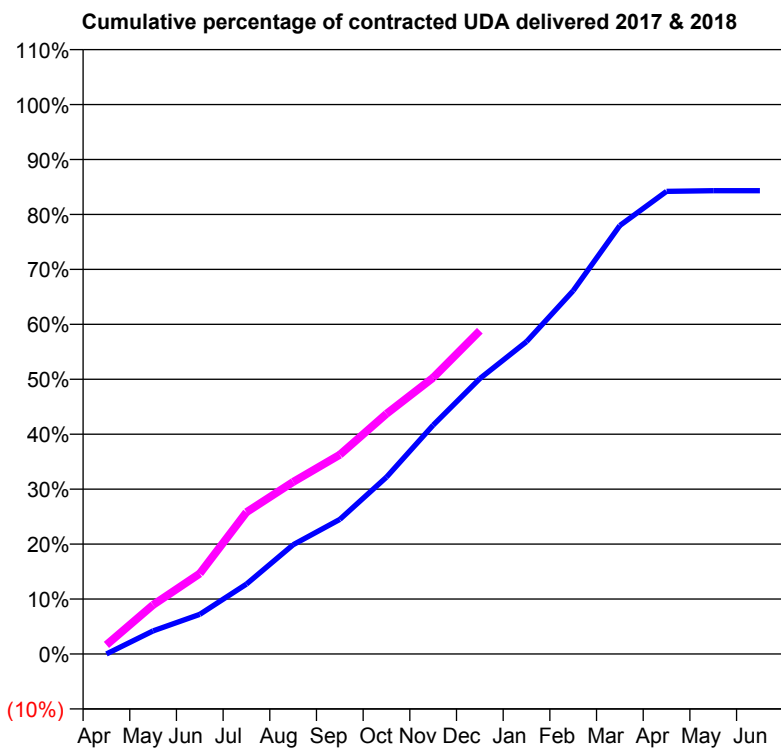
17/18 Contracted general activity (UDA)	12,629
Carry forward general activity (UDA)	0
17/18 Contracted orthodontic activity (UOA)	0
Carry forward orthodontic activity (UOA)	0
Baseline contract value	£352,021.71

### ACCESS\*

Patients seen in 24 months	Total	Change since previous quarter
Quarter ending December 2016	2,383	
Quarter ending March 2017	2,361	→
Quarter ending June 2017	2,353	→
Quarter ending September 2017	2,347	→
Quarter ending December 2017	2,353	→
<b>Variance since December 2016</b>	<b>(1.3%)</b>	<b>↓</b>



### ACTIVITY



Month	Adjusted Scheduled Activity (UDA)	
	2017	2018
April	0	211
May	532	1,128
June	912	1,851
July	1,608	3,260
August	2,511	3,954
September	3,095	4,579
October	4,066	5,521
November	5,260	6,350
December	6,329	7,431
January	7,179	
February	8,349	
March	9,848	
April	10,634	
May	10,648	
June	10,649	

### QUALITY

	Quantity	Base Number	Contract	AT	Region	England
% of FP17s for the same patient ID Re-attending within 3 months - Children	54	522	10.3%	12.3%	12.9%	12.0%
% of FP17s for the same patient ID Re-attending within 3 months - Adults	652	2,530	25.8%	15.5%	16.5%	15.9%
% of FP17s for the same patient ID Re-attending between 3 & 9 months - Children	276	522	52.9%	54.7%	59.6%	58.0%
% of FP17s for the same patient ID Re-attending between 3 & 9 months - Adults	1,278	2,530	50.5%	50.6%	52.8%	50.5%
% of FP17s for Band 1 Urgent Courses	419	2,858	14.7%	8.8%	9.1%	9.0%
% of FP17s Relating to Free Repair or Replacements	124	2,858	4.3%	1.2%	1.0%	0.8%
% of FP17s Relating to Continuations	77	2,858	2.7%	1.5%	1.2%	1.1%
% of Patients satisfied with the dentistry they have received	6	8	N/A	89.7%	91.6%	91.5%
% of Patients satisfied with the time they had to wait for an appointment	5	8	N/A	86.6%	88.3%	87.9%

\* This is based on patients treated on this contract for their most recent course of treatment. Figures in italics indicate the base number of FP17s or Patient Questionnaire responses are less than 100. N/A is shown where the base number of responses is less than 10 during the period. % is calculated as Quantity/Base number\*100

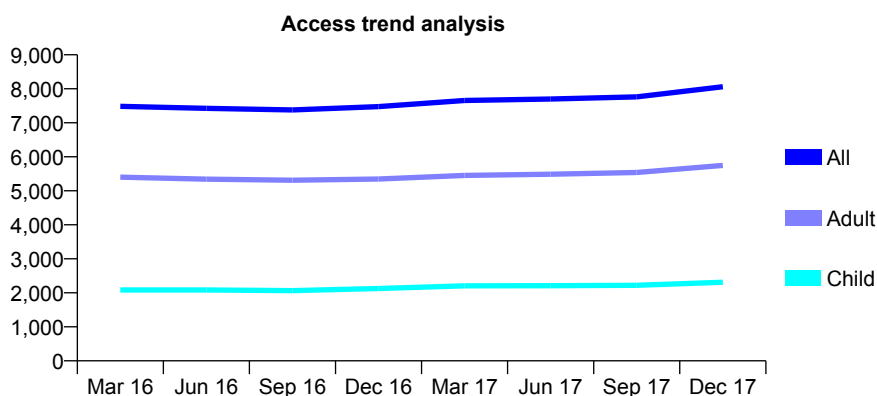
## Q45 - Vital Signs At a Glance Contract Report for 832472/0001 - December 2017

Name or company name	MR AR FLETCHER
Contract type name	GDS Contract
Purpose of contract	General and Orthodontic
Contract start date	01/04/2006
Contract end date	

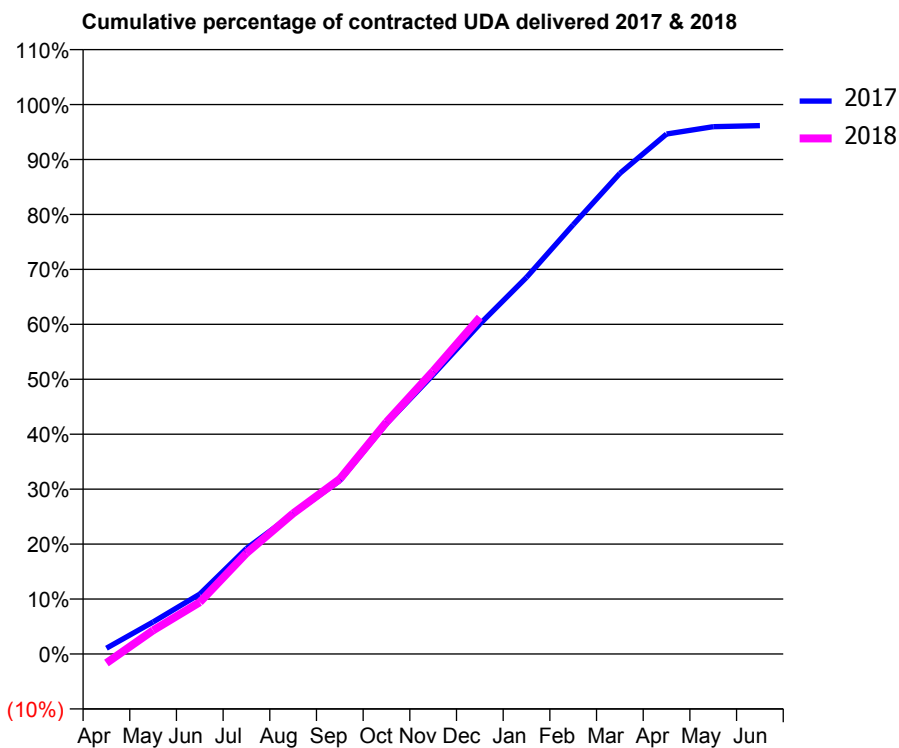
17/18 Contracted general activity (UDA)	25,408
Carry forward general activity (UDA)	973
17/18 Contracted orthodontic activity (UOA)	407
Carry forward orthodontic activity (UOA)	0
Baseline contract value	£641,744.57

### ACCESS\*

Patients seen in 24 months	Total	Change since previous quarter
Quarter ending December 2016	7,475	
Quarter ending March 2017	7,657	↑
Quarter ending June 2017	7,700	→
Quarter ending September 2017	7,762	→
Quarter ending December 2017	8,061	↑
<b>Variance since December 2016</b>	<b>7.8%</b>	<b>↑</b>



### ACTIVITY



Month	Adjusted Scheduled Activity (UDA)	
	2017	2018
April	270	-421
May	1,482	1,093
June	2,773	2,395
July	4,880	4,662
August	6,480	6,503
September	8,020	8,095
October	10,651	10,728
November	12,912	13,083
December	15,257	15,568
January	17,415	
February	19,853	
March	22,224	
April	24,041	
May	24,385	
June	24,435	

### QUALITY

	Quantity	Base Number	Contract	AT	Region	England
% of FP17s for the same patient ID Re-attending within 3 months - Children	342	2,554	13.4%	12.3%	12.9%	12.0%
% of FP17s for the same patient ID Re-attending within 3 months - Adults	1,044	5,699	18.3%	15.5%	16.5%	15.9%
% of FP17s for the same patient ID Re-attending between 3 & 9 months - Children	1,223	2,554	47.9%	54.7%	59.6%	58.0%
% of FP17s for the same patient ID Re-attending between 3 & 9 months - Adults	2,630	5,699	46.1%	50.6%	52.8%	50.5%
% of FP17s for Band 1 Urgent Courses	644	6,812	9.5%	8.8%	9.1%	9.0%
% of FP17s Relating to Free Repair or Replacements	96	6,812	1.4%	1.2%	1.0%	0.8%
% of FP17s Relating to Continuations	154	6,812	2.3%	1.5%	1.2%	1.1%
% of Patients satisfied with the dentistry they have received	10	10	100.0%	89.7%	91.6%	91.5%
% of Patients satisfied with the time they had to wait for an appointment	9	10	90.0%	86.6%	88.3%	87.9%

\* This is based on patients treated on this contract for their most recent course of treatment. Figures in italics indicate the base number of FP17s or Patient Questionnaire responses are less than 100. N/A is shown where the base number of responses is less than 10 during the period. % is calculated as Quantity/Base number\*100

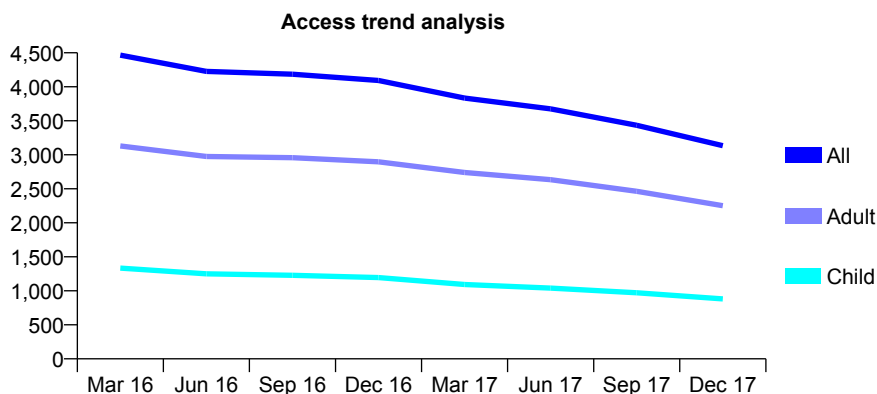
## Q45 - Vital Signs At a Glance Contract Report for 833037/0004 - December 2017

Name or company name	MR MA HYDER
Contract type name	Pilot Contract
Purpose of contract	General
Contract start date	01/04/2006
Contract end date	

17/18 Contracted general activity (UDA)	11,922
Carry forward general activity (UDA)	0
17/18 Contracted orthodontic activity (UOA)	0
Carry forward orthodontic activity (UOA)	0
Baseline contract value	£387,227.73

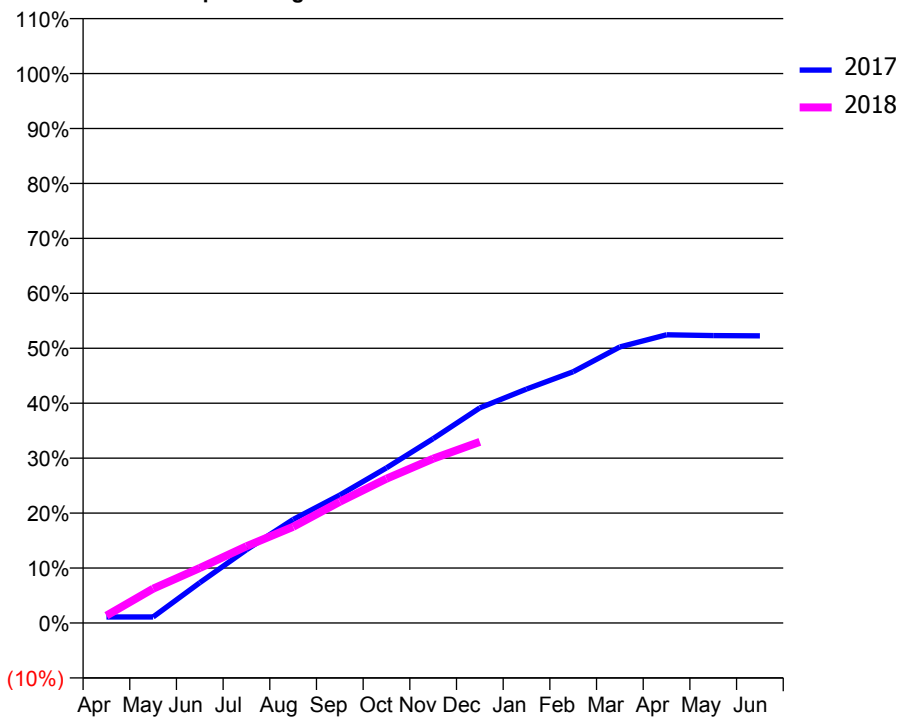
### ACCESS\*

Patients seen in 24 months	Total	Change since previous quarter
Quarter ending December 2016	4,093	
Quarter ending March 2017	3,834	↓
Quarter ending June 2017	3,675	↓
Quarter ending September 2017	3,434	↓
Quarter ending December 2017	3,134	↓
<b>Variance since December 2016</b>	<b>(23.4%)</b>	<b>↓</b>



### ACTIVITY

Cumulative percentage of contracted UDA delivered 2017 & 2018



Adjusted Scheduled Activity (UDA)

Month	2017	2018
April	130	161
May	130	745
June	874	1,192
July	1,590	1,664
August	2,246	2,089
September	2,777	2,630
October	3,366	3,132
November	3,999	3,565
December	4,669	3,931
January	5,076	
February	5,453	
March	5,989	
April	6,253	
May	6,235	
June	6,231	

### QUALITY

	Quantity	Base Number	Contract	AT	Region	England
% of FP17s for the same patient ID Re-attending within 3 months - Children	26	561	4.6%	12.3%	12.9%	12.0%
% of FP17s for the same patient ID Re-attending within 3 months - Adults	188	1,357	13.9%	15.5%	16.5%	15.9%
% of FP17s for the same patient ID Re-attending between 3 & 9 months - Children	138	561	24.6%	54.7%	59.6%	58.0%
% of FP17s for the same patient ID Re-attending between 3 & 9 months - Adults	265	1,357	19.5%	50.6%	52.8%	50.5%
% of FP17s for Band 1 Urgent Courses	322	1,781	18.1%	8.8%	9.1%	9.0%
% of FP17s Relating to Free Repair or Replacements	28	1,781	1.6%	1.2%	1.0%	0.8%
% of FP17s Relating to Continuations	3	1,781	0.2%	1.5%	1.2%	1.1%
% of Patients satisfied with the dentistry they have received	3	4	N/A	89.7%	91.6%	91.5%
% of Patients satisfied with the time they had to wait for an appointment	3	4	N/A	86.6%	88.3%	87.9%

\* This is based on patients treated on this contract for their most recent course of treatment. Figures in italics indicate the base number of FP17s or Patient Questionnaire responses are less than 100. N/A is shown where the base number of responses is less than 10 during the period. % is calculated as Quantity/Base number\*100

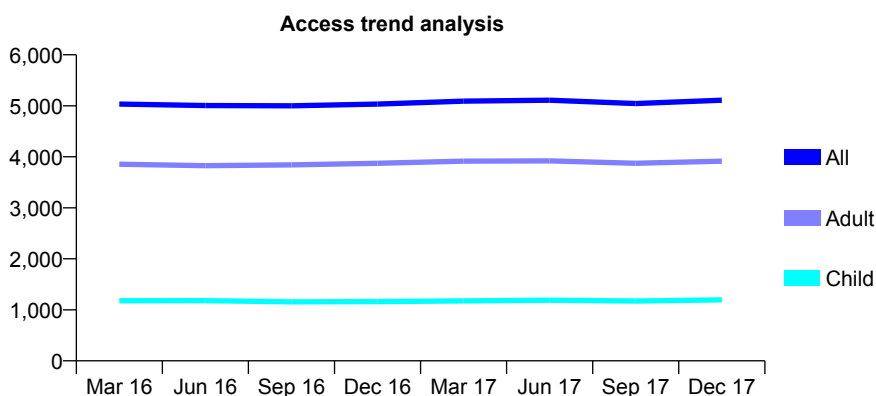
## Q45 - Vital Signs At a Glance Contract Report for 833037/0007 - December 2017

Name or company name	MR MA HYDER
Contract type name	GDS Contract
Purpose of contract	General
Contract start date	01/08/2006
Contract end date	

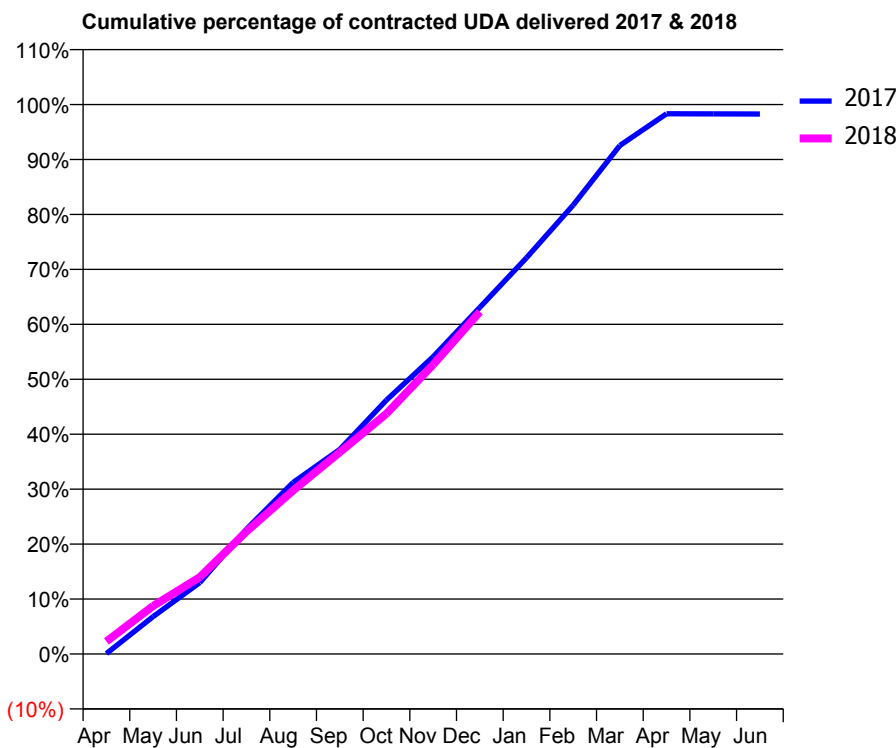
17/18 Contracted general activity (UDA)	12,000
Carry forward general activity (UDA)	207
17/18 Contracted orthodontic activity (UOA)	0
Carry forward orthodontic activity (UOA)	0
Baseline contract value	£346,599.20

### ACCESS\*

Patients seen in 24 months	Total	Change since previous quarter
Quarter ending December 2016	5,035	
Quarter ending March 2017	5,091	→
Quarter ending June 2017	5,110	→
Quarter ending September 2017	5,044	↓
Quarter ending December 2017	5,110	→
<b>Variance since December 2016</b>	<b>1.5%</b>	<b>→</b>



### ACTIVITY



Month	Adjusted Scheduled Activity (UDA)	
	2017	2018
April	11	275
May	818	1,049
June	1,558	1,677
July	2,728	2,676
August	3,746	3,572
September	4,469	4,406
October	5,547	5,250
November	6,491	6,320
December	7,570	7,474
January	8,654	
February	9,802	
March	11,106	
April	11,799	
May	11,795	
June	11,793	

### QUALITY

	Quantity	Base Number	Contract	AT	Region	England
% of FP17s for the same patient ID Re-attending within 3 months - Children	82	1,151	7.1%	12.3%	12.9%	12.0%
% of FP17s for the same patient ID Re-attending within 3 months - Adults	529	3,713	14.2%	15.5%	16.5%	15.9%
% of FP17s for the same patient ID Re-attending between 3 & 9 months - Children	664	1,151	57.7%	54.7%	59.6%	58.0%
% of FP17s for the same patient ID Re-attending between 3 & 9 months - Adults	1,856	3,713	50.0%	50.6%	52.8%	50.5%
% of FP17s for Band 1 Urgent Courses	628	4,554	13.8%	8.8%	9.1%	9.0%
% of FP17s Relating to Free Repair or Replacements	45	4,554	1.0%	1.2%	1.0%	0.8%
% of FP17s Relating to Continuations	25	4,554	0.5%	1.5%	1.2%	1.1%
% of Patients satisfied with the dentistry they have received	18	21	85.7%	89.7%	91.6%	91.5%
% of Patients satisfied with the time they had to wait for an appointment	19	21	90.5%	86.6%	88.3%	87.9%

\* This is based on patients treated on this contract for their most recent course of treatment. Figures in italics indicate the base number of FP17s or Patient Questionnaire responses are less than 100. N/A is shown where the base number of responses is less than 10 during the period. % is calculated as Quantity/Base number\*100

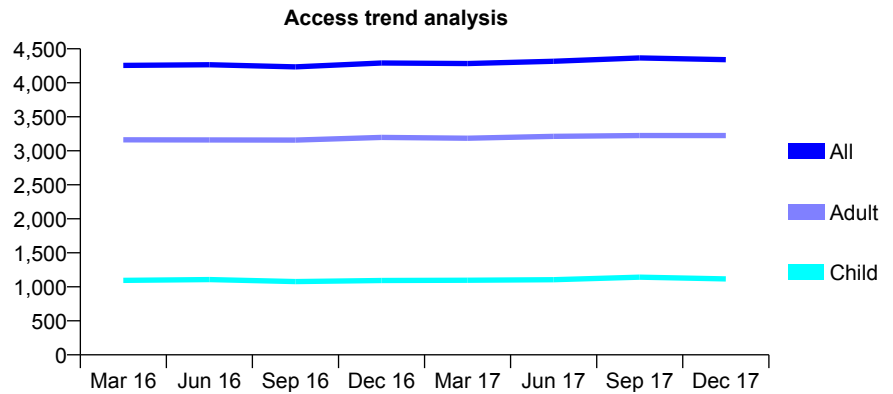
## Q45 - Vital Signs At a Glance Contract Report for 833037/0008 - December 2017

Name or company name	MR MA HYDER
Contract type name	GDS Contract
Purpose of contract	General
Contract start date	01/09/2008
Contract end date	

17/18 Contracted general activity (UDA)	10,861
Carry forward general activity (UDA)	-11
17/18 Contracted orthodontic activity (UOA)	0
Carry forward orthodontic activity (UOA)	0
Baseline contract value	£232,358.70

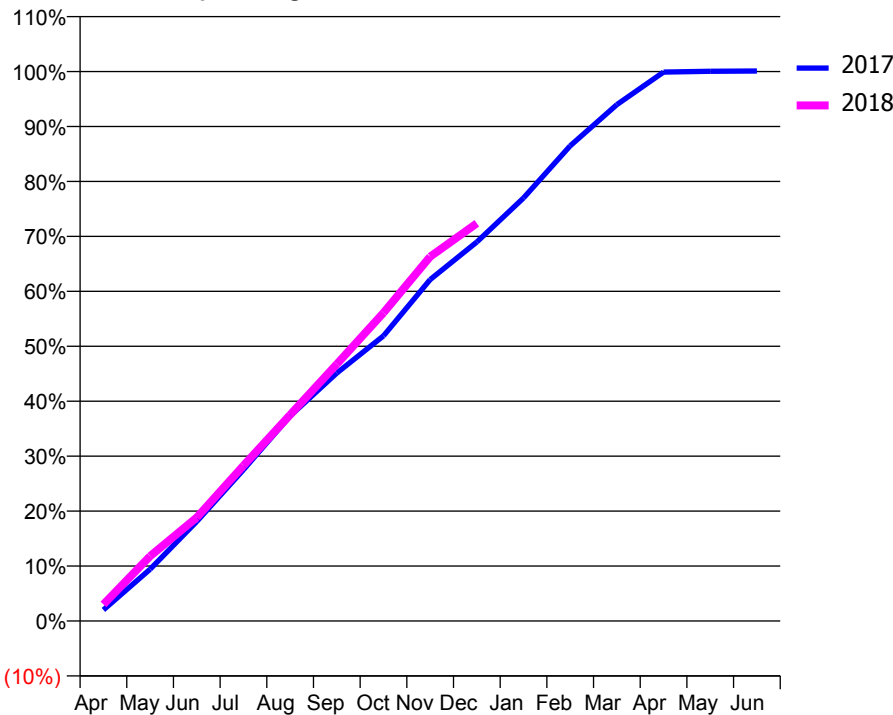
### ACCESS\*

Patients seen in 24 months	Total	Change since previous quarter
Quarter ending December 2016	4,291	
Quarter ending March 2017	4,284	→
Quarter ending June 2017	4,316	→
Quarter ending September 2017	4,366	→
Quarter ending December 2017	4,341	→
<b>Variance since December 2016</b>	<b>1.2%</b>	<b>→</b>



### ACTIVITY

Cumulative percentage of contracted UDA delivered 2017 & 2018



Month	Adjusted Scheduled Activity (UDA)	
	2017	2018
April	221	329
May	1,023	1,282
June	1,967	2,048
July	2,991	3,073
August	4,053	4,075
September	4,902	5,078
October	5,637	6,093
November	6,748	7,201
December	7,493	7,861
January	8,362	
February	9,392	
March	10,207	
April	10,849	
May	10,866	
June	10,872	

### QUALITY

	Quantity	Base Number	Contract	AT	Region	England
% of FP17s for the same patient ID Re-attending within 3 months - Children	128	1,265	10.1%	12.3%	12.9%	12.0%
% of FP17s for the same patient ID Re-attending within 3 months - Adults	582	3,340	17.4%	15.5%	16.5%	15.9%
% of FP17s for the same patient ID Re-attending between 3 & 9 months - Children	664	1,265	52.5%	54.7%	59.6%	58.0%
% of FP17s for the same patient ID Re-attending between 3 & 9 months - Adults	1,598	3,340	47.8%	50.6%	52.8%	50.5%
% of FP17s for Band 1 Urgent Courses	647	4,279	15.1%	8.8%	9.1%	9.0%
% of FP17s Relating to Free Repair or Replacements	58	4,279	1.4%	1.2%	1.0%	0.8%
% of FP17s Relating to Continuations	24	4,279	0.6%	1.5%	1.2%	1.1%
% of Patients satisfied with the dentistry they have received	8	9	N/A	89.7%	91.6%	91.5%
% of Patients satisfied with the time they had to wait for an appointment	7	9	N/A	86.6%	88.3%	87.9%

\* This is based on patients treated on this contract for their most recent course of treatment. Figures in italics indicate the base number of FP17s or Patient Questionnaire responses are less than 100. N/A is shown where the base number of responses is less than 10 during the period. % is calculated as Quantity/Base number\*100

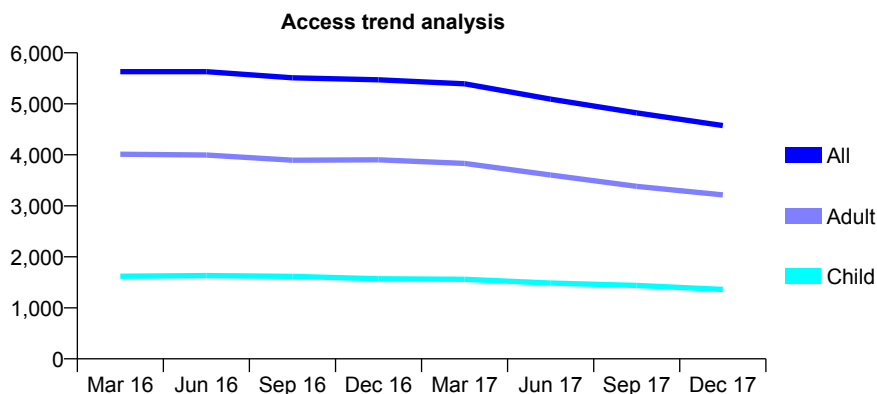
## Q45 - Vital Signs At a Glance Contract Report for 833037/0009 - December 2017

Name or company name	MR MA HYDER
Contract type name	GDS Contract
Purpose of contract	General
Contract start date	01/06/2009
Contract end date	

17/18 Contracted general activity (UDA)	15,400
Carry forward general activity (UDA)	0
17/18 Contracted orthodontic activity (UOA)	0
Carry forward orthodontic activity (UOA)	0
Baseline contract value	£334,092.77

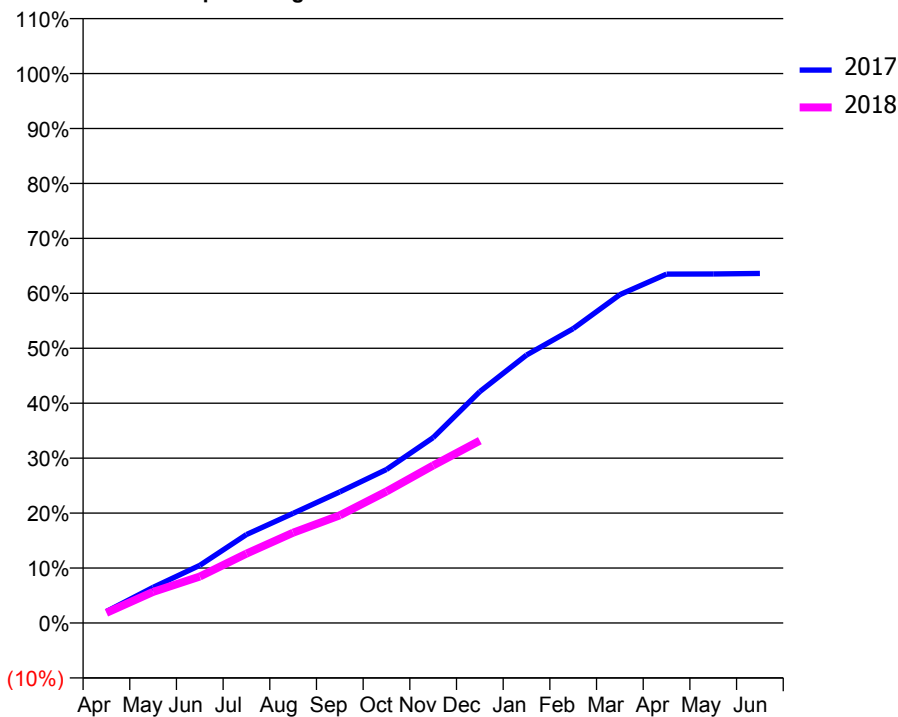
### ACCESS\*

Patients seen in 24 months	Total	Change since previous quarter
Quarter ending December 2016	5,471	
Quarter ending March 2017	5,391	↓
Quarter ending June 2017	5,091	↓
Quarter ending September 2017	4,821	↓
Quarter ending December 2017	4,575	↓
<b>Variance since December 2016</b>	<b>(16.4%)</b>	<b>↓</b>



### ACTIVITY

Cumulative percentage of contracted UDA delivered 2017 & 2018



Month	Adjusted Scheduled Activity (UDA)	
	2017	2018
April	324	287
May	998	872
June	1,617	1,302
July	2,480	1,946
August	3,074	2,533
September	3,674	3,016
October	4,303	3,685
November	5,198	4,414
December	6,486	5,110
January	7,510	
February	8,251	
March	9,203	
April	9,777	
May	9,781	
June	9,796	

### QUALITY

	Quantity	Base Number	Contract	AT	Region	England
% of FP17s for the same patient ID Re-attending within 3 months - Children	34	851	4.0%	12.3%	12.9%	12.0%
% of FP17s for the same patient ID Re-attending within 3 months - Adults	237	1,828	13.0%	15.5%	16.5%	15.9%
% of FP17s for the same patient ID Re-attending between 3 & 9 months - Children	199	851	23.4%	54.7%	59.6%	58.0%
% of FP17s for the same patient ID Re-attending between 3 & 9 months - Adults	496	1,828	27.1%	50.6%	52.8%	50.5%
% of FP17s for Band 1 Urgent Courses	320	2,373	13.5%	8.8%	9.1%	9.0%
% of FP17s Relating to Free Repair or Replacements	5	2,373	0.2%	1.2%	1.0%	0.8%
% of FP17s Relating to Continuations	0	2,373	0.0%	1.5%	1.2%	1.1%
% of Patients satisfied with the dentistry they have received	5	6	N/A	89.7%	91.6%	91.5%
% of Patients satisfied with the time they had to wait for an appointment	5	6	N/A	86.6%	88.3%	87.9%

\* This is based on patients treated on this contract for their most recent course of treatment. Figures in italics indicate the base number of FP17s or Patient Questionnaire responses are less than 100. N/A is shown where the base number of responses is less than 10 during the period. % is calculated as Quantity/Base number\*100



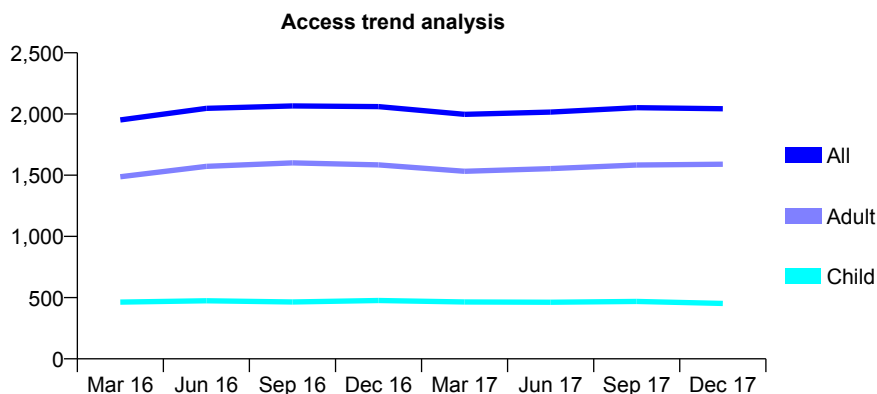
## Q45 - Vital Signs At a Glance Contract Report for 833037/0010 - December 2017

Name or company name	MR MA HYDER
Contract type name	GDS Contract
Purpose of contract	General
Contract start date	01/08/2010
Contract end date	

17/18 Contracted general activity (UDA)	5,025
Carry forward general activity (UDA)	-100
17/18 Contracted orthodontic activity (UOA)	0
Carry forward orthodontic activity (UOA)	0
Baseline contract value	£175,704.97

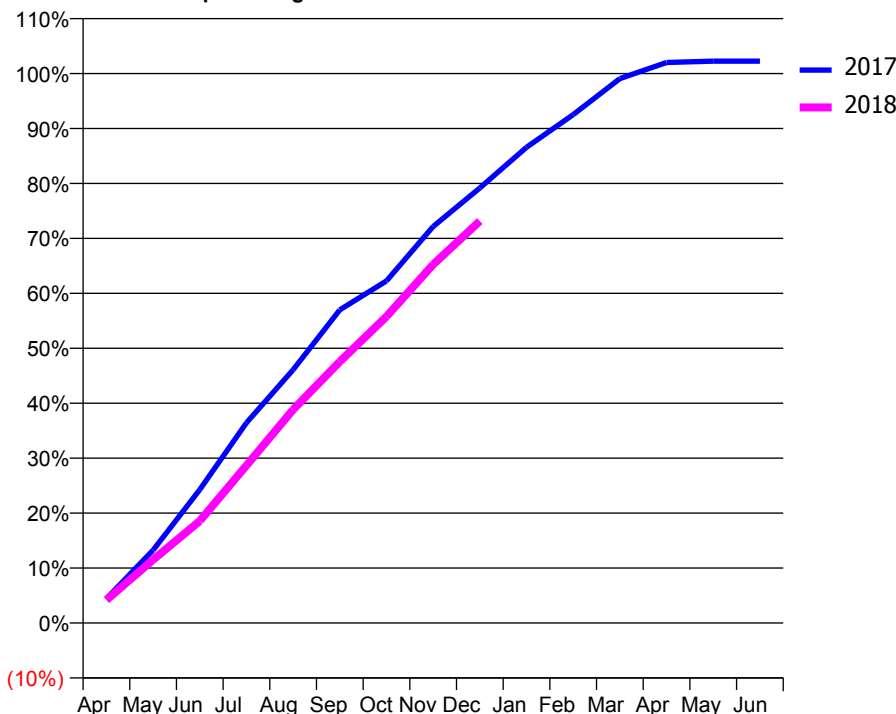
### ACCESS\*

Patients seen in 24 months	Total	Change since previous quarter
Quarter ending December 2016	2,061	
Quarter ending March 2017	1,997	↓
Quarter ending June 2017	2,016	→
Quarter ending September 2017	2,052	→
Quarter ending December 2017	2,043	→
<b>Variance since December 2016</b>	<b>(0.9%)</b>	→



### ACTIVITY

Cumulative percentage of contracted UDA delivered 2017 & 2018



Month	Adjusted Scheduled Activity (UDA)	
	2017	2018
April	224	211
May	667	579
June	1,220	933
July	1,830	1,441
August	2,316	1,951
September	2,863	2,391
October	3,128	2,803
November	3,626	3,278
December	3,979	3,676
January	4,350	
February	4,649	
March	4,978	
April	5,126	
May	5,138	
June	5,137	

### QUALITY

	Quantity	Base Number	Contract	AT	Region	England
% of FP17s for the same patient ID Re-attending within 3 months - Children	20	423	4.7%	12.3%	12.9%	12.0%
% of FP17s for the same patient ID Re-attending within 3 months - Adults	156	1,436	10.9%	15.5%	16.5%	15.9%
% of FP17s for the same patient ID Re-attending between 3 & 9 months - Children	181	423	42.8%	54.7%	59.6%	58.0%
% of FP17s for the same patient ID Re-attending between 3 & 9 months - Adults	575	1,436	40.0%	50.6%	52.8%	50.5%
% of FP17s for Band 1 Urgent Courses	173	1,771	9.8%	8.8%	9.1%	9.0%
% of FP17s Relating to Free Repair or Replacements	13	1,771	0.7%	1.2%	1.0%	0.8%
% of FP17s Relating to Continuations	15	1,771	0.8%	1.5%	1.2%	1.1%
% of Patients satisfied with the dentistry they have received	5	5	N/A	89.7%	91.6%	91.5%
% of Patients satisfied with the time they had to wait for an appointment	4	5	N/A	86.6%	88.3%	87.9%

\* This is based on patients treated on this contract for their most recent course of treatment. Figures in italics indicate the base number of FP17s or Patient Questionnaire responses are less than 100. N/A is shown where the base number of responses is less than 10 during the period. % is calculated as Quantity/Base number\*100

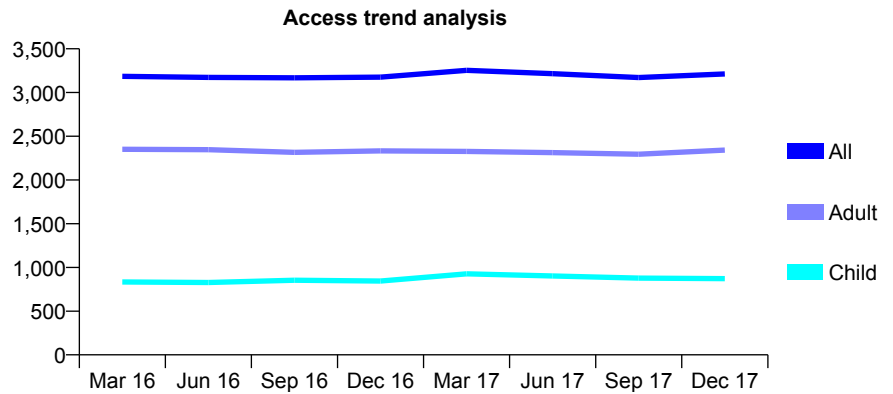
## Q45 - Vital Signs At a Glance Contract Report for 833037/0011 - December 2017

Name or company name	MR MA HYDER
Contract type name	GDS Contract
Purpose of contract	General
Contract start date	01/08/2010
Contract end date	

17/18 Contracted general activity (UDA)	8,710
Carry forward general activity (UDA)	0
17/18 Contracted orthodontic activity (UOA)	0
Carry forward orthodontic activity (UOA)	0
Baseline contract value	£367,957.37

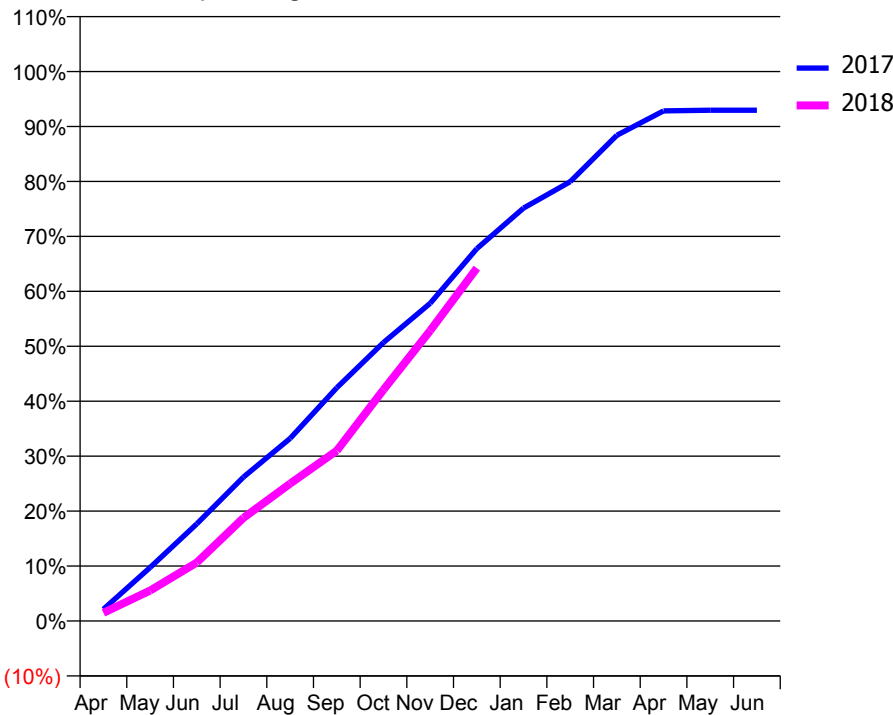
### ACCESS\*

Patients seen in 24 months	Total	Change since previous quarter
Quarter ending December 2016	3,176	
Quarter ending March 2017	3,253	↑
Quarter ending June 2017	3,215	↓
Quarter ending September 2017	3,172	↓
Quarter ending December 2017	3,213	→
<b>Variance since December 2016</b>	<b>1.2%</b>	<b>→</b>



### ACTIVITY

Cumulative percentage of contracted UDA delivered 2017 & 2018



Month	Adjusted Scheduled Activity (UDA)	
	2017	2018
April	187	131
May	849	484
June	1,540	926
July	2,282	1,635
August	2,895	2,179
September	3,698	2,700
October	4,414	3,666
November	5,035	4,602
December	5,903	5,593
January	6,545	
February	6,962	
March	7,698	
April	8,086	
May	8,095	
June	8,095	

### QUALITY

	Quantity	Base Number	Contract	AT	Region	England
% of FP17s for the same patient ID Re-attending within 3 months - Children	102	892	11.4%	12.3%	12.9%	12.0%
% of FP17s for the same patient ID Re-attending within 3 months - Adults	401	2,310	17.4%	15.5%	16.5%	15.9%
% of FP17s for the same patient ID Re-attending between 3 & 9 months - Children	450	892	50.4%	54.7%	59.6%	58.0%
% of FP17s for the same patient ID Re-attending between 3 & 9 months - Adults	1,013	2,310	43.9%	50.6%	52.8%	50.5%
% of FP17s for Band 1 Urgent Courses	429	2,696	15.9%	8.8%	9.1%	9.0%
% of FP17s Relating to Free Repair or Replacements	71	2,696	2.6%	1.2%	1.0%	0.8%
% of FP17s Relating to Continuations	21	2,696	0.8%	1.5%	1.2%	1.1%
% of Patients satisfied with the dentistry they have received	4	4	N/A	89.7%	91.6%	91.5%
% of Patients satisfied with the time they had to wait for an appointment	4	4	N/A	86.6%	88.3%	87.9%

\* This is based on patients treated on this contract for their most recent course of treatment. Figures in italics indicate the base number of FP17s or Patient Questionnaire responses are less than 100. N/A is shown where the base number of responses is less than 10 during the period. % is calculated as Quantity/Base number\*100

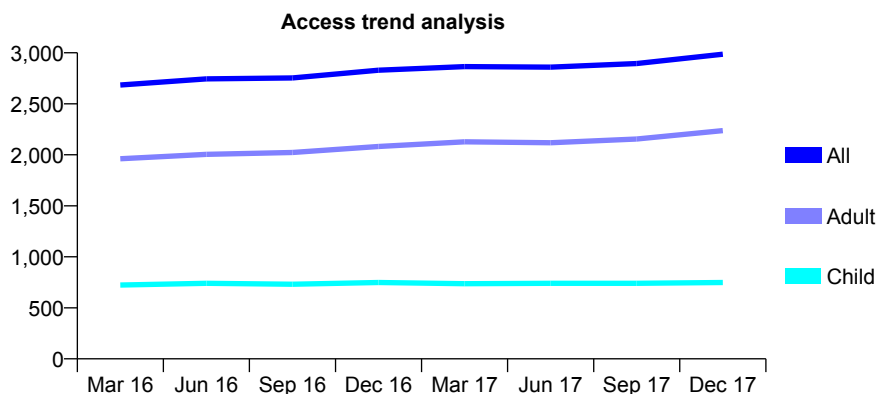
## Q45 - Vital Signs At a Glance Contract Report for 833037/0012 - December 2017

Name or company name	MR MA HYDER
Contract type name	GDS Contract
Purpose of contract	General
Contract start date	01/08/2010
Contract end date	

17/18 Contracted general activity (UDA)	7,758
Carry forward general activity (UDA)	-153
17/18 Contracted orthodontic activity (UOA)	0
Carry forward orthodontic activity (UOA)	0
Baseline contract value	£277,404.70

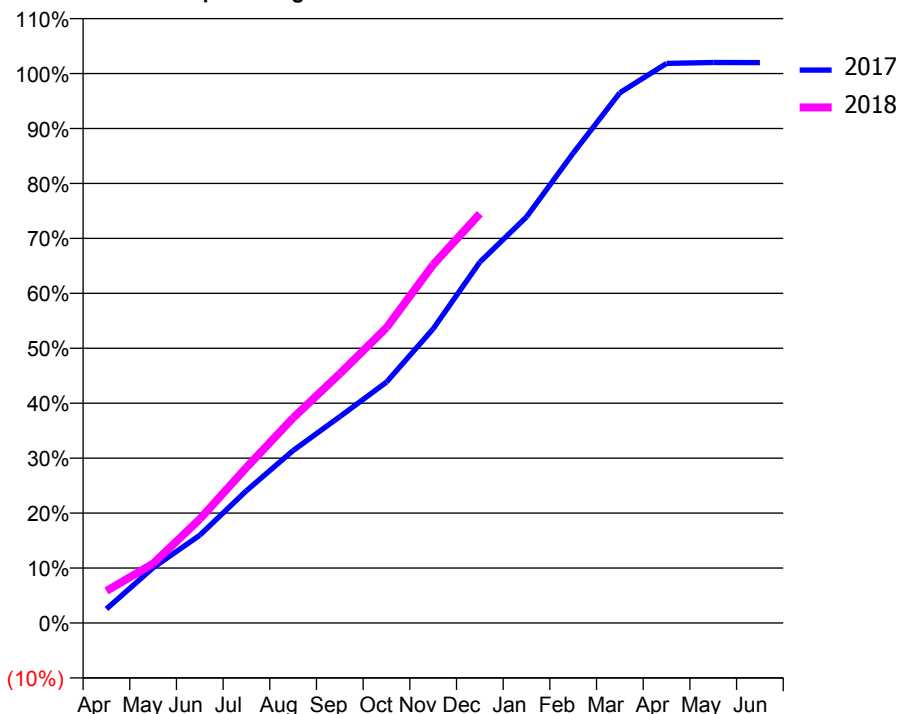
### ACCESS\*

Patients seen in 24 months	Total	Change since previous quarter
Quarter ending December 2016	2,830	
Quarter ending March 2017	2,865	→
Quarter ending June 2017	2,859	→
Quarter ending September 2017	2,895	→
Quarter ending December 2017	2,986	↑
<b>Variance since December 2016</b>	<b>5.5%</b>	<b>↑</b>



### ACTIVITY

Cumulative percentage of contracted UDA delivered 2017 & 2018



Month	Adjusted Scheduled Activity (UDA)	
	2017	2018
April	199	454
May	781	840
June	1,239	1,468
July	1,868	2,196
August	2,436	2,897
September	2,913	3,519
October	3,401	4,169
November	4,154	5,059
December	5,096	5,779
January	5,734	
February	6,634	
March	7,485	
April	7,900	
May	7,913	
June	7,911	

### QUALITY

	Quantity	Base Number	Contract	AT	Region	England
% of FP17s for the same patient ID Re-attending within 3 months - Children	107	820	13.0%	12.3%	12.9%	12.0%
% of FP17s for the same patient ID Re-attending within 3 months - Adults	370	2,103	17.6%	15.5%	16.5%	15.9%
% of FP17s for the same patient ID Re-attending between 3 & 9 months - Children	383	820	46.7%	54.7%	59.6%	58.0%
% of FP17s for the same patient ID Re-attending between 3 & 9 months - Adults	774	2,103	36.8%	50.6%	52.8%	50.5%
% of FP17s for Band 1 Urgent Courses	415	2,734	15.2%	8.8%	9.1%	9.0%
% of FP17s Relating to Free Repair or Replacements	27	2,734	1.0%	1.2%	1.0%	0.8%
% of FP17s Relating to Continuations	14	2,734	0.5%	1.5%	1.2%	1.1%
% of Patients satisfied with the dentistry they have received	10	10	100.0%	89.7%	91.6%	91.5%
% of Patients satisfied with the time they had to wait for an appointment	10	10	100.0%	86.6%	88.3%	87.9%

\* This is based on patients treated on this contract for their most recent course of treatment. Figures in italics indicate the base number of FP17s or Patient Questionnaire responses are less than 100. N/A is shown where the base number of responses is less than 10 during the period. % is calculated as Quantity/Base number\*100

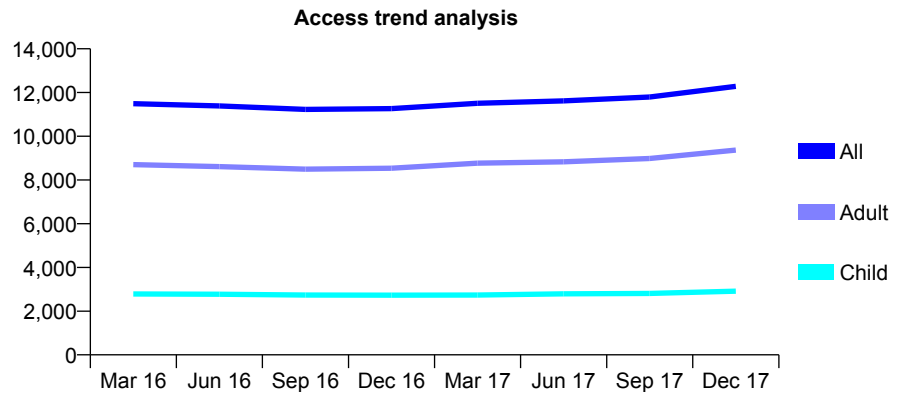
## Q45 - Vital Signs At a Glance Contract Report for 833037/0013 - December 2017

Name or company name	MR MA HYDER
Contract type name	GDS Contract
Purpose of contract	General
Contract start date	01/08/2010
Contract end date	

17/18 Contracted general activity (UDA)	33,814
Carry forward general activity (UDA)	0
17/18 Contracted orthodontic activity (UOA)	0
Carry forward orthodontic activity (UOA)	0
Baseline contract value	£1,146,261.56

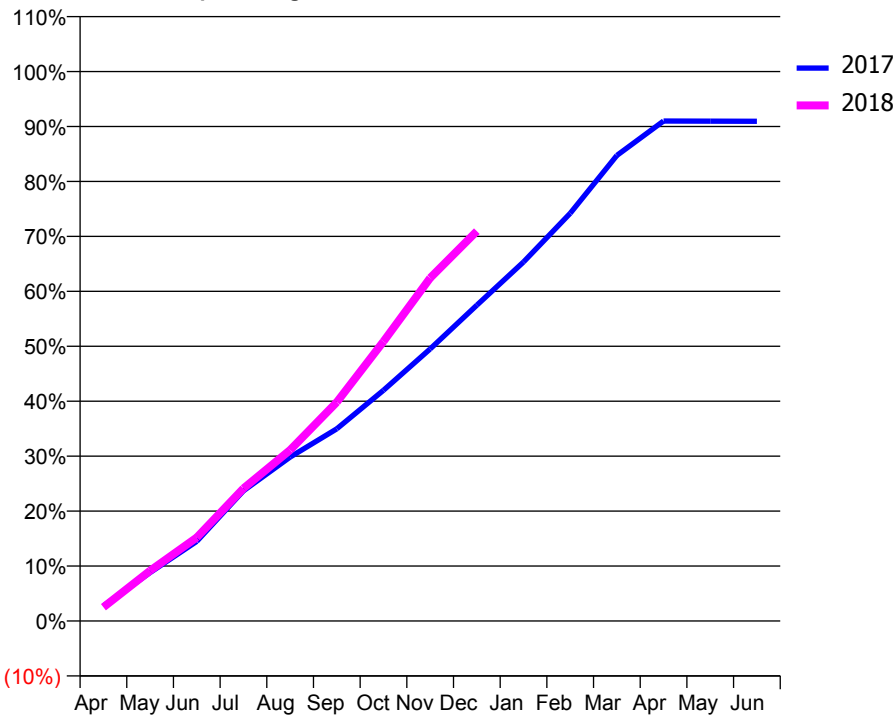
### ACCESS\*

Patients seen in 24 months	Total	Change since previous quarter
Quarter ending December 2016	11,267	
Quarter ending March 2017	11,508	↑
Quarter ending June 2017	11,618	→
Quarter ending September 2017	11,795	→
Quarter ending December 2017	12,280	↑
<b>Variance since December 2016</b>	<b>9.0%</b>	<b>↑</b>



### ACTIVITY

Cumulative percentage of contracted UDA delivered 2017 & 2018



Month	Adjusted Scheduled Activity (UDA)	
	2017	2018
April	933	848
May	2,982	3,094
June	4,901	5,140
July	8,010	8,157
August	10,089	10,527
September	11,827	13,472
October	14,201	17,206
November	16,747	21,110
December	19,434	23,989
January	22,092	
February	25,092	
March	28,649	
April	30,767	
May	30,759	
June	30,751	

### QUALITY

	Quantity	Base Number	Contract	AT	Region	England
% of FP17s for the same patient ID Re-attending within 3 months - Children	416	3,454	12.0%	12.3%	12.9%	12.0%
% of FP17s for the same patient ID Re-attending within 3 months - Adults	1,825	9,575	19.1%	15.5%	16.5%	15.9%
% of FP17s for the same patient ID Re-attending between 3 & 9 months - Children	1,676	3,454	48.5%	54.7%	59.6%	58.0%
% of FP17s for the same patient ID Re-attending between 3 & 9 months - Adults	3,432	9,575	35.8%	50.6%	52.8%	50.5%
% of FP17s for Band 1 Urgent Courses	2,263	11,496	19.7%	8.8%	9.1%	9.0%
% of FP17s Relating to Free Repair or Replacements	151	11,496	1.3%	1.2%	1.0%	0.8%
% of FP17s Relating to Continuations	76	11,496	0.7%	1.5%	1.2%	1.1%
% of Patients satisfied with the dentistry they have received	21	23	91.3%	89.7%	91.6%	91.5%
% of Patients satisfied with the time they had to wait for an appointment	19	23	82.6%	86.6%	88.3%	87.9%

\* This is based on patients treated on this contract for their most recent course of treatment. Figures in italics indicate the base number of FP17s or Patient Questionnaire responses are less than 100. N/A is shown where the base number of responses is less than 10 during the period. % is calculated as Quantity/Base number\*100

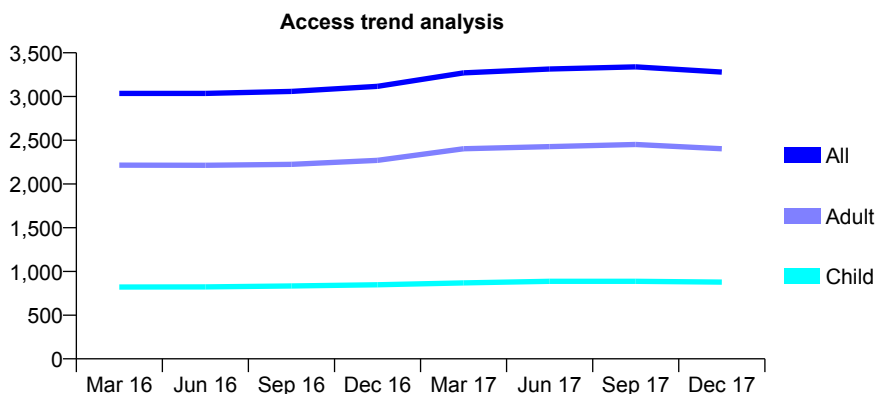
## Q45 - Vital Signs At a Glance Contract Report for 833037/0014 - December 2017

Name or company name	MR MA HYDER
Contract type name	PDS Plus Contract
Purpose of contract	General
Contract start date	01/09/2010
Contract end date	31/03/2020

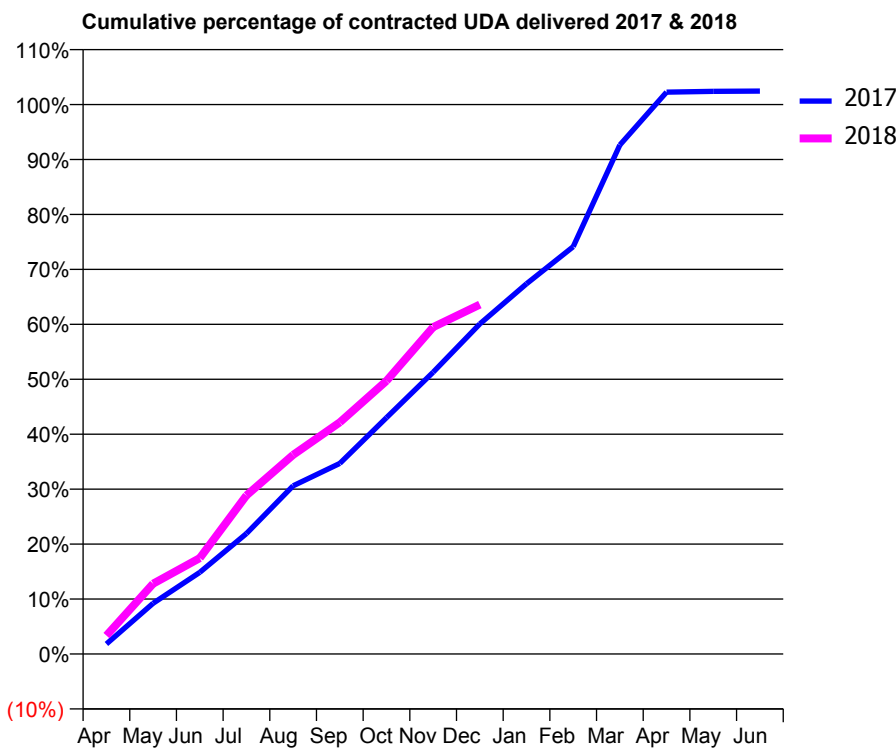
17/18 Contracted general activity (UDA)	7,089
Carry forward general activity (UDA)	0
17/18 Contracted orthodontic activity (UOA)	0
Carry forward orthodontic activity (UOA)	0
Baseline contract value	£118,696.59

### ACCESS\*

Patients seen in 24 months	Total	Change since previous quarter
Quarter ending December 2016	3,117	
Quarter ending March 2017	3,271	↑
Quarter ending June 2017	3,314	→
Quarter ending September 2017	3,339	→
Quarter ending December 2017	3,279	↓
<b>Variance since December 2016</b>	<b>5.2%</b>	<b>↑</b>



### ACTIVITY



Month	Adjusted Scheduled Activity (UDA)	
	2017	2018
April	129	238
May	655	907
June	1,054	1,237
July	1,555	2,047
August	2,170	2,570
September	2,459	2,988
October	3,050	3,525
November	3,635	4,218
December	4,259	4,508
January	4,776	
February	5,255	
March	6,566	
April	7,249	
May	7,258	
June	7,262	

### QUALITY

	Quantity	Base Number	Contract	AT	Region	England
% of FP17s for the same patient ID Re-attending within 3 months - Children	46	753	6.1%	12.3%	12.9%	12.0%
% of FP17s for the same patient ID Re-attending within 3 months - Adults	305	2,157	14.1%	15.5%	16.5%	15.9%
% of FP17s for the same patient ID Re-attending between 3 & 9 months - Children	370	753	49.1%	54.7%	59.6%	58.0%
% of FP17s for the same patient ID Re-attending between 3 & 9 months - Adults	906	2,157	42.0%	50.6%	52.8%	50.5%
% of FP17s for Band 1 Urgent Courses	407	2,650	15.4%	8.8%	9.1%	9.0%
% of FP17s Relating to Free Repair or Replacements	18	2,650	0.7%	1.2%	1.0%	0.8%
% of FP17s Relating to Continuations	17	2,650	0.6%	1.5%	1.2%	1.1%
% of Patients satisfied with the dentistry they have received	4	6	N/A	89.7%	91.6%	91.5%
% of Patients satisfied with the time they had to wait for an appointment	4	6	N/A	86.6%	88.3%	87.9%

\* This is based on patients treated on this contract for their most recent course of treatment. Figures in italics indicate the base number of FP17s or Patient Questionnaire responses are less than 100. N/A is shown where the base number of responses is less than 10 during the period. % is calculated as Quantity/Base number\*100

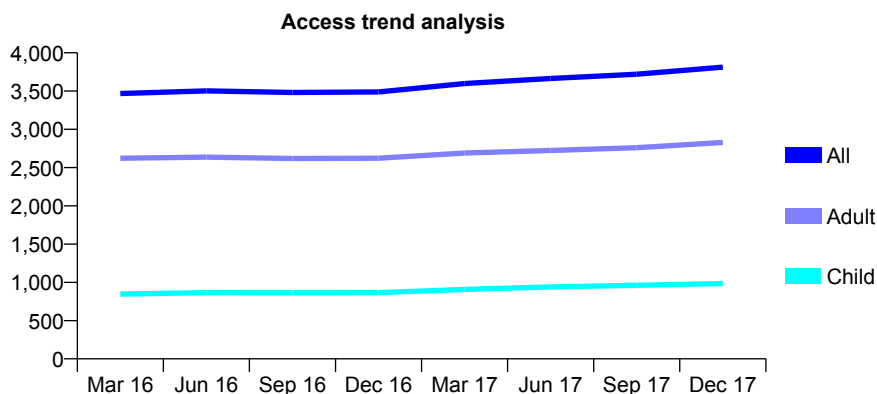
## Q45 - Vital Signs At a Glance Contract Report for 833037/0015 - December 2017

Name or company name	MR MA HYDER
Contract type name	PDS Plus Contract
Purpose of contract	General
Contract start date	01/09/2010
Contract end date	31/03/2020

17/18 Contracted general activity (UDA)	9,027
Carry forward general activity (UDA)	0
17/18 Contracted orthodontic activity (UOA)	0
Carry forward orthodontic activity (UOA)	0
Baseline contract value	£151,118.16

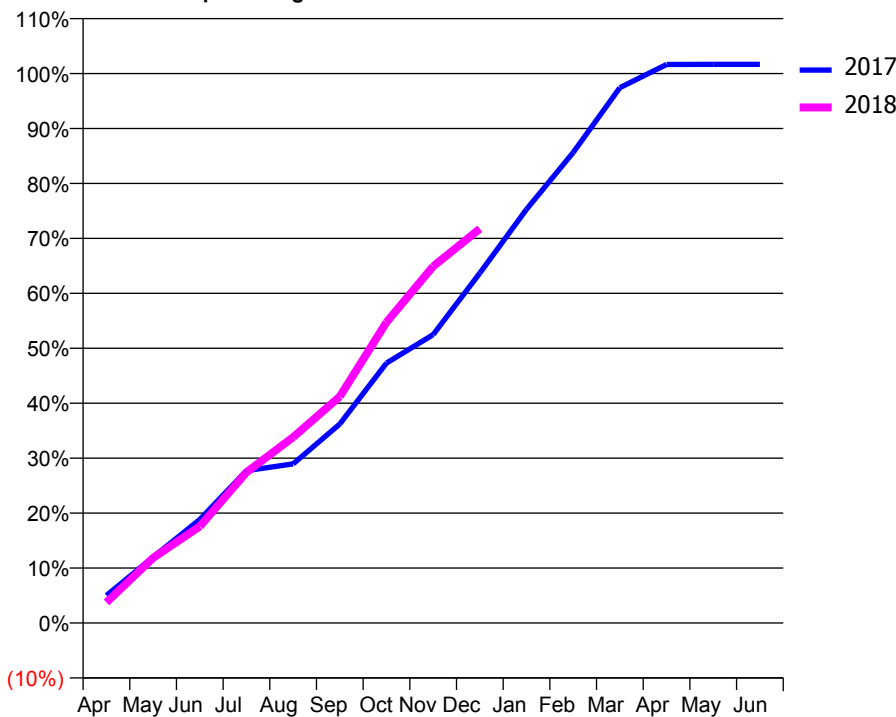
### ACCESS\*

Patients seen in 24 months	Total	Change since previous quarter
Quarter ending December 2016	3,489	
Quarter ending March 2017	3,599	↑
Quarter ending June 2017	3,664	→
Quarter ending September 2017	3,721	→
Quarter ending December 2017	3,812	↑
<b>Variance since December 2016</b>	<b>9.3%</b>	<b>↑</b>



### ACTIVITY

Cumulative percentage of contracted UDA delivered 2017 & 2018



Adjusted Scheduled Activity (UDA)

Month	2017	2018
April	452	337
May	1,082	1,070
June	1,701	1,587
July	2,504	2,476
August	2,615	3,052
September	3,270	3,720
October	4,270	4,942
November	4,738	5,859
December	5,748	6,476
January	6,795	
February	7,730	
March	8,794	
April	9,176	
May	9,177	
June	9,177	

### QUALITY

	Quantity	Base Number	Contract	AT	Region	England
% of FP17s for the same patient ID Re-attending within 3 months - Children	67	995	6.7%	12.3%	12.9%	12.0%
% of FP17s for the same patient ID Re-attending within 3 months - Adults	289	2,621	11.0%	15.5%	16.5%	15.9%
% of FP17s for the same patient ID Re-attending between 3 & 9 months - Children	463	995	46.5%	54.7%	59.6%	58.0%
% of FP17s for the same patient ID Re-attending between 3 & 9 months - Adults	1,324	2,621	50.5%	50.6%	52.8%	50.5%
% of FP17s for Band 1 Urgent Courses	366	3,458	10.6%	8.8%	9.1%	9.0%
% of FP17s Relating to Free Repair or Replacements	26	3,458	0.8%	1.2%	1.0%	0.8%
% of FP17s Relating to Continuations	5	3,458	0.1%	1.5%	1.2%	1.1%
% of Patients satisfied with the dentistry they have received	3	5	N/A	89.7%	91.6%	91.5%
% of Patients satisfied with the time they had to wait for an appointment	4	5	N/A	86.6%	88.3%	87.9%

\* This is based on patients treated on this contract for their most recent course of treatment. Figures in italics indicate the base number of FP17s or Patient Questionnaire responses are less than 100. N/A is shown where the base number of responses is less than 10 during the period. % is calculated as Quantity/Base number\*100

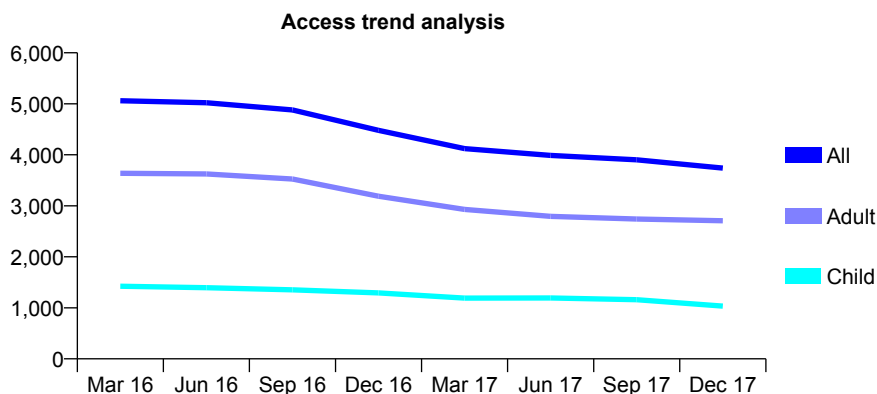
## Q45 - Vital Signs At a Glance Contract Report for 833037/0016 - December 2017

Name or company name	MR MA HYDER
Contract type name	GDS Contract
Purpose of contract	General
Contract start date	12/10/2013
Contract end date	

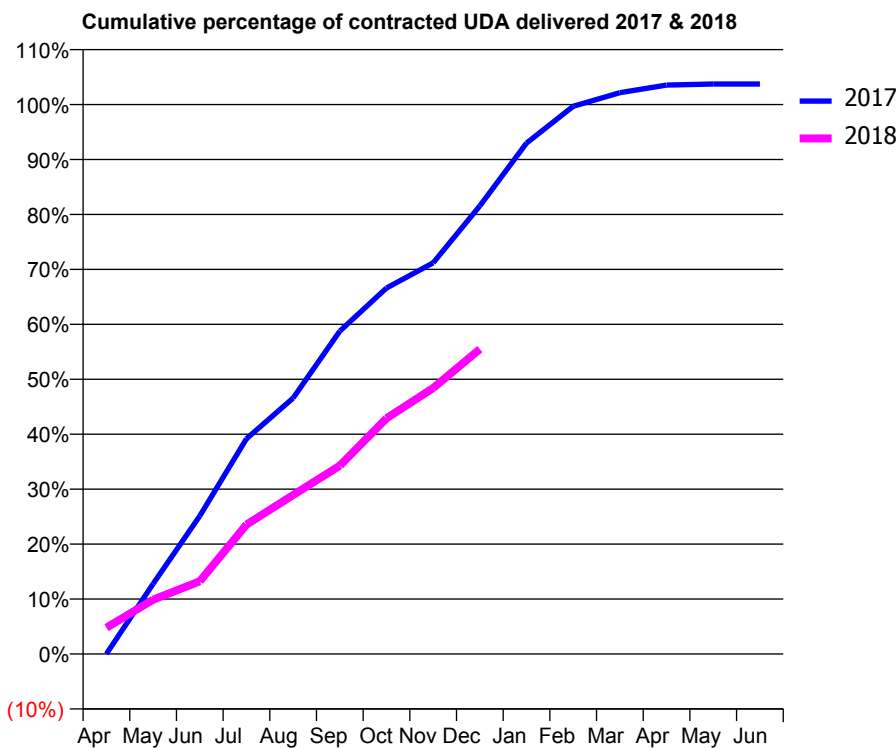
17/18 Contracted general activity (UDA)	16,000
Carry forward general activity (UDA)	-180
17/18 Contracted orthodontic activity (UOA)	0
Carry forward orthodontic activity (UOA)	0
Baseline contract value	£382,470.38

### ACCESS\*

Patients seen in 24 months	Total	Change since previous quarter
Quarter ending December 2016	4,481	
Quarter ending March 2017	4,122	↓
Quarter ending June 2017	3,987	↓
Quarter ending September 2017	3,902	↓
Quarter ending December 2017	3,741	↓
<b>Variance since December 2016</b>	<b>(16.5%)</b>	<b>↓</b>



### ACTIVITY



Month	Adjusted Scheduled Activity (UDA)	
	2017	2018
April	3	767
May	1,149	1,583
June	2,262	2,119
July	3,526	3,769
August	4,192	4,629
September	5,288	5,483
October	5,994	6,863
November	6,407	7,745
December	7,339	8,877
January	8,369	
February	8,971	
March	9,193	
April	9,317	
May	9,336	
June	9,337	

### QUALITY

	Quantity	Base Number	Contract	AT	Region	England
% of FP17s for the same patient ID Re-attending within 3 months - Children	79	1,107	7.1%	12.3%	12.9%	12.0%
% of FP17s for the same patient ID Re-attending within 3 months - Adults	398	2,714	14.7%	15.5%	16.5%	15.9%
% of FP17s for the same patient ID Re-attending between 3 & 9 months - Children	516	1,107	46.6%	54.7%	59.6%	58.0%
% of FP17s for the same patient ID Re-attending between 3 & 9 months - Adults	1,026	2,714	37.8%	50.6%	52.8%	50.5%
% of FP17s for Band 1 Urgent Courses	358	3,752	9.5%	8.8%	9.1%	9.0%
% of FP17s Relating to Free Repair or Replacements	36	3,752	1.0%	1.2%	1.0%	0.8%
% of FP17s Relating to Continuations	10	3,752	0.3%	1.5%	1.2%	1.1%
% of Patients satisfied with the dentistry they have received	6	9	N/A	89.7%	91.6%	91.5%
% of Patients satisfied with the time they had to wait for an appointment	8	9	N/A	86.6%	88.3%	87.9%

\* This is based on patients treated on this contract for their most recent course of treatment. Figures in italics indicate the base number of FP17s or Patient Questionnaire responses are less than 100. N/A is shown where the base number of responses is less than 10 during the period. % is calculated as Quantity/Base number\*100

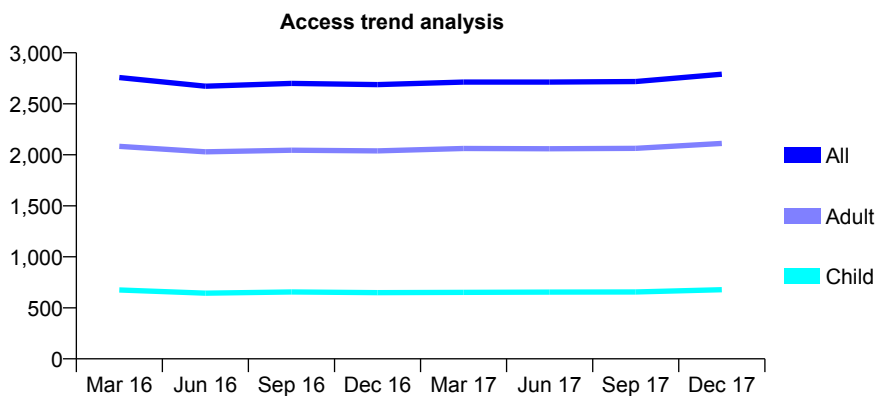
## Q45 - Vital Signs At a Glance Contract Report for 835951/0001 - December 2017

Name or company name	Mr S Kuvelker & Mr D Chopra
Contract type name	GDS Contract
Purpose of contract	General
Contract start date	01/04/2006
Contract end date	

17/18 Contracted general activity (UDA)	13,150
Carry forward general activity (UDA)	0
17/18 Contracted orthodontic activity (UOA)	0
Carry forward orthodontic activity (UOA)	0
Baseline contract value	£413,340.06

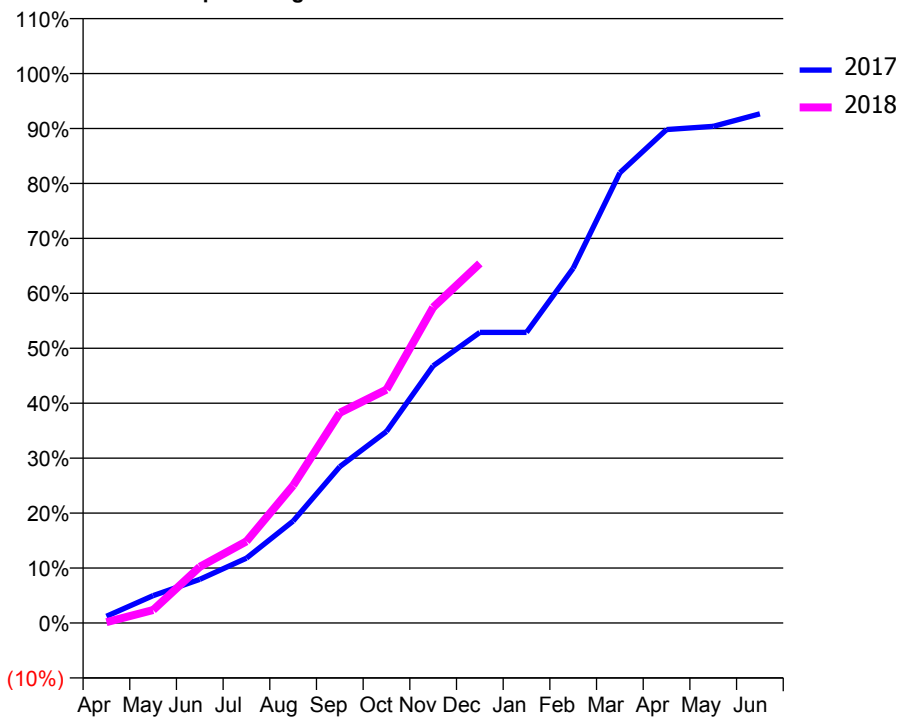
### ACCESS\*

Patients seen in 24 months	Total	Change since previous quarter
Quarter ending December 2016	2,688	
Quarter ending March 2017	2,713	→
Quarter ending June 2017	2,713	→
Quarter ending September 2017	2,718	→
Quarter ending December 2017	2,790	↑
<b>Variance since December 2016</b>	<b>3.8%</b>	<b>↑</b>



### ACTIVITY

Cumulative percentage of contracted UDA delivered 2017 & 2018



Month	Adjusted Scheduled Activity (UDA)	
	2017	2018
April	162	21
May	656	313
June	1,045	1,345
July	1,551	1,954
August	2,439	3,290
September	3,743	5,032
October	4,586	5,585
November	6,155	7,554
December	6,955	8,604
January	6,955	
February	8,491	
March	10,774	
April	11,809	
May	11,887	
June	12,187	

### QUALITY

	Quantity	Base Number	Contract	AT	Region	England
% of FP17s for the same patient ID Re-attending within 3 months - Children	44	673	6.5%	12.3%	12.9%	12.0%
% of FP17s for the same patient ID Re-attending within 3 months - Adults	290	2,110	13.7%	15.5%	16.5%	15.9%
% of FP17s for the same patient ID Re-attending between 3 & 9 months - Children	345	673	51.3%	54.7%	59.6%	58.0%
% of FP17s for the same patient ID Re-attending between 3 & 9 months - Adults	1,076	2,110	51.0%	50.6%	52.8%	50.5%
% of FP17s for Band 1 Urgent Courses	39	2,477	1.6%	8.8%	9.1%	9.0%
% of FP17s Relating to Free Repair or Replacements	66	2,477	2.7%	1.2%	1.0%	0.8%
% of FP17s Relating to Continuations	59	2,477	2.4%	1.5%	1.2%	1.1%
% of Patients satisfied with the dentistry they have received	10	13	76.9%	89.7%	91.6%	91.5%
% of Patients satisfied with the time they had to wait for an appointment	9	13	69.2%	86.6%	88.3%	87.9%

\* This is based on patients treated on this contract for their most recent course of treatment. Figures in italics indicate the base number of FP17s or Patient Questionnaire responses are less than 100. N/A is shown where the base number of responses is less than 10 during the period. % is calculated as Quantity/Base number\*100



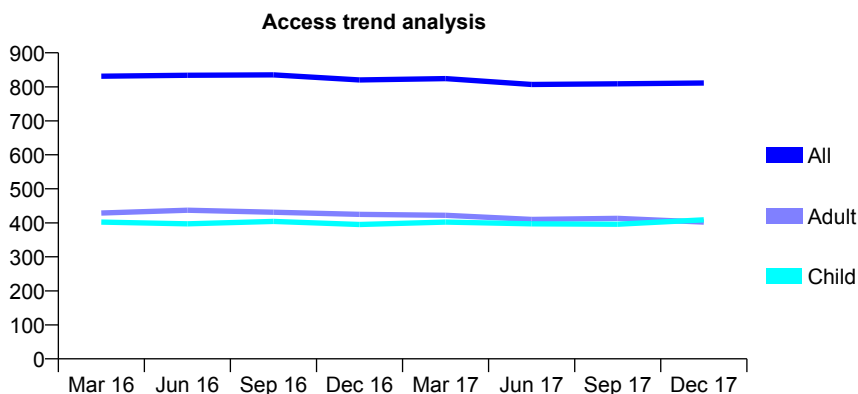
## Q45 - Vital Signs At a Glance Contract Report for 860654/0001 - December 2017

Name or company name	MR CJ SHERWIN
Contract type name	GDS Contract
Purpose of contract	General
Contract start date	01/01/2012
Contract end date	

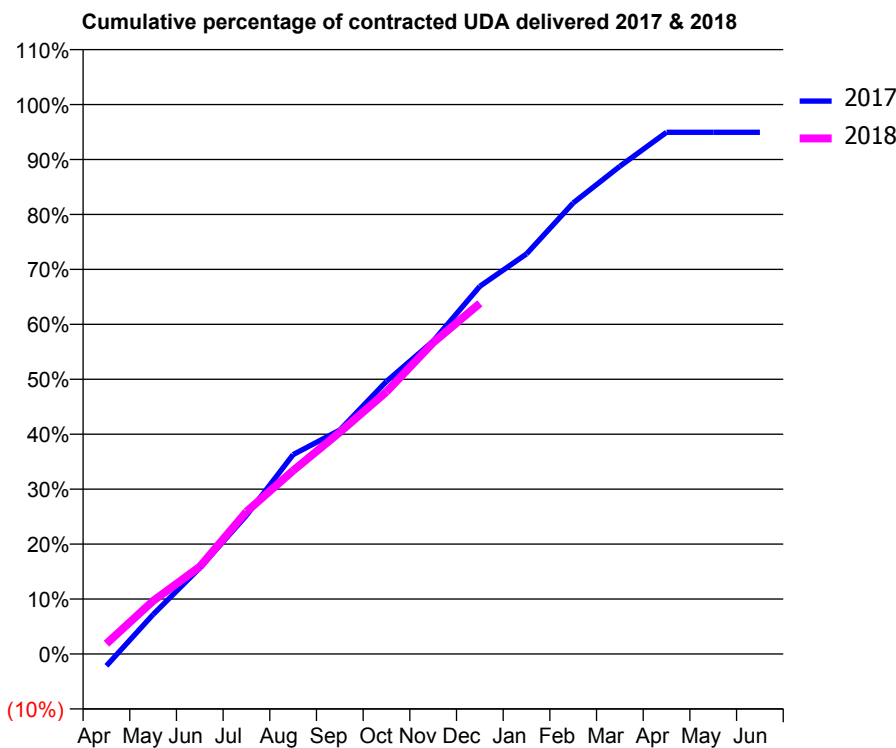
17/18 Contracted general activity (UDA)	2,500
Carry forward general activity (UDA)	0
17/18 Contracted orthodontic activity (UOA)	0
Carry forward orthodontic activity (UOA)	0
Baseline contract value	£56,063.69

### ACCESS\*

Patients seen in 24 months	Total	Change since previous quarter
Quarter ending December 2016	820	
Quarter ending March 2017	824	→
Quarter ending June 2017	807	↓
Quarter ending September 2017	809	→
Quarter ending December 2017	811	→
<b>Variance since December 2016</b>	<b>(1.1%)</b>	<b>↓</b>



### ACTIVITY



Month	Adjusted Scheduled Activity (UDA)	
	2017	2018
April	-54	47
May	180	242
June	392	397
July	631	648
August	907	835
September	1,019	1,009
October	1,240	1,193
November	1,424	1,417
December	1,673	1,595
January	1,820	
February	2,052	
March	2,219	
April	2,373	
May	2,373	
June	2,373	

### QUALITY

	Quantity	Base Number	Contract	AT	Region	England
% of FP17s for the same patient ID Re-attending within 3 months - Children	38	682	5.6%	12.3%	12.9%	12.0%
% of FP17s for the same patient ID Re-attending within 3 months - Adults	34	465	7.3%	15.5%	16.5%	15.9%
% of FP17s for the same patient ID Re-attending between 3 & 9 months - Children	519	682	76.1%	54.7%	59.6%	58.0%
% of FP17s for the same patient ID Re-attending between 3 & 9 months - Adults	340	465	73.1%	50.6%	52.8%	50.5%
% of FP17s for Band 1 Urgent Courses	32	1,056	3.0%	8.8%	9.1%	9.0%
% of FP17s Relating to Free Repair or Replacements	1	1,056	0.1%	1.2%	1.0%	0.8%
% of FP17s Relating to Continuations	7	1,056	0.7%	1.5%	1.2%	1.1%
% of Patients satisfied with the dentistry they have received	2	3	N/A	89.7%	91.6%	91.5%
% of Patients satisfied with the time they had to wait for an appointment	3	3	N/A	86.6%	88.3%	87.9%

\* This is based on patients treated on this contract for their most recent course of treatment. Figures in italics indicate the base number of FP17s or Patient Questionnaire responses are less than 100. N/A is shown where the base number of responses is less than 10 during the period. % is calculated as Quantity/Base number\*100

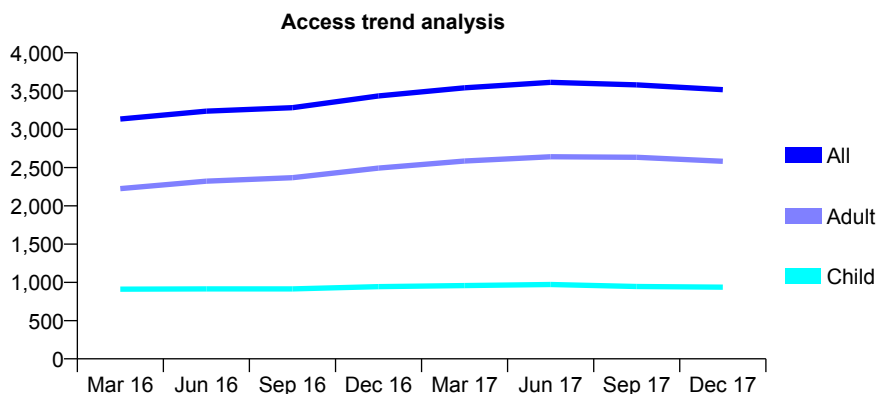
## Q45 - Vital Signs At a Glance Contract Report for 866334/0001 - December 2017

Name or company name	MR CT BURTON
Contract type name	GDS Contract
Purpose of contract	General
Contract start date	01/06/2008
Contract end date	

17/18 Contracted general activity (UDA)	10,000
Carry forward general activity (UDA)	-200
17/18 Contracted orthodontic activity (UOA)	0
Carry forward orthodontic activity (UOA)	0
Baseline contract value	£237,471.83

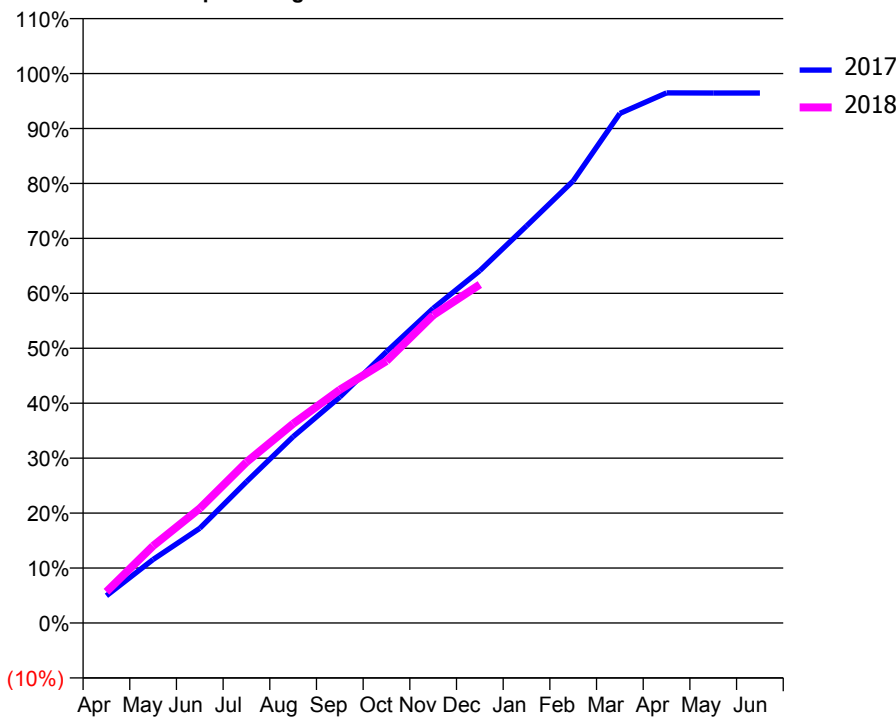
### ACCESS\*

Patients seen in 24 months	Total	Change since previous quarter
Quarter ending December 2016	3,436	
Quarter ending March 2017	3,542	↑
Quarter ending June 2017	3,614	↑
Quarter ending September 2017	3,580	→
Quarter ending December 2017	3,518	↓
<b>Variance since December 2016</b>	<b>2.4%</b>	<b>↑</b>



### ACTIVITY

Cumulative percentage of contracted UDA delivered 2017 & 2018



Month	Adjusted Scheduled Activity (UDA)	
	2017	2018
April	497	570
May	1,156	1,405
June	1,724	2,085
July	2,572	2,929
August	3,392	3,626
September	4,111	4,245
October	4,937	4,767
November	5,726	5,601
December	6,413	6,159
January	7,226	
February	8,046	
March	9,274	
April	9,647	
May	9,646	
June	9,646	

### QUALITY

	Quantity	Base Number	Contract	AT	Region	England
% of FP17s for the same patient ID Re-attending within 3 months - Children	87	995	8.7%	12.3%	12.9%	12.0%
% of FP17s for the same patient ID Re-attending within 3 months - Adults	378	2,641	14.3%	15.5%	16.5%	15.9%
% of FP17s for the same patient ID Re-attending between 3 & 9 months - Children	642	995	64.5%	54.7%	59.6%	58.0%
% of FP17s for the same patient ID Re-attending between 3 & 9 months - Adults	1,669	2,641	63.2%	50.6%	52.8%	50.5%
% of FP17s for Band 1 Urgent Courses	176	3,444	5.1%	8.8%	9.1%	9.0%
% of FP17s Relating to Free Repair or Replacements	32	3,444	0.9%	1.2%	1.0%	0.8%
% of FP17s Relating to Continuations	59	3,444	1.7%	1.5%	1.2%	1.1%
% of Patients satisfied with the dentistry they have received	20	20	100.0%	89.7%	91.6%	91.5%
% of Patients satisfied with the time they had to wait for an appointment	19	20	95.0%	86.6%	88.3%	87.9%

\* This is based on patients treated on this contract for their most recent course of treatment. Figures in italics indicate the base number of FP17s or Patient Questionnaire responses are less than 100. N/A is shown where the base number of responses is less than 10 during the period. % is calculated as Quantity/Base number\*100

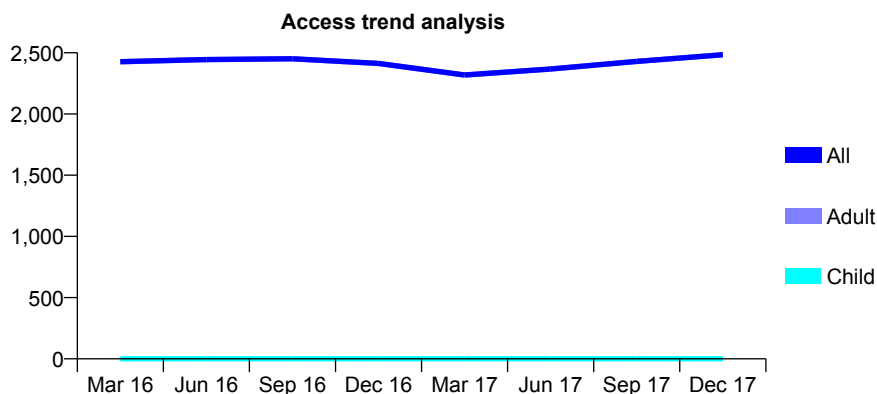
## Q45 - Vital Signs At a Glance Contract Report for 881864/0002 - December 2017

Name or company name	MR DA POWER
Contract type name	PDS Contract
Purpose of contract	General
Contract start date	31/10/2010
Contract end date	31/03/2020

17/18 Contracted general activity (UDA)	7,467
Carry forward general activity (UDA)	0
17/18 Contracted orthodontic activity (UOA)	0
Carry forward orthodontic activity (UOA)	0
Baseline contract value	£266,585.03

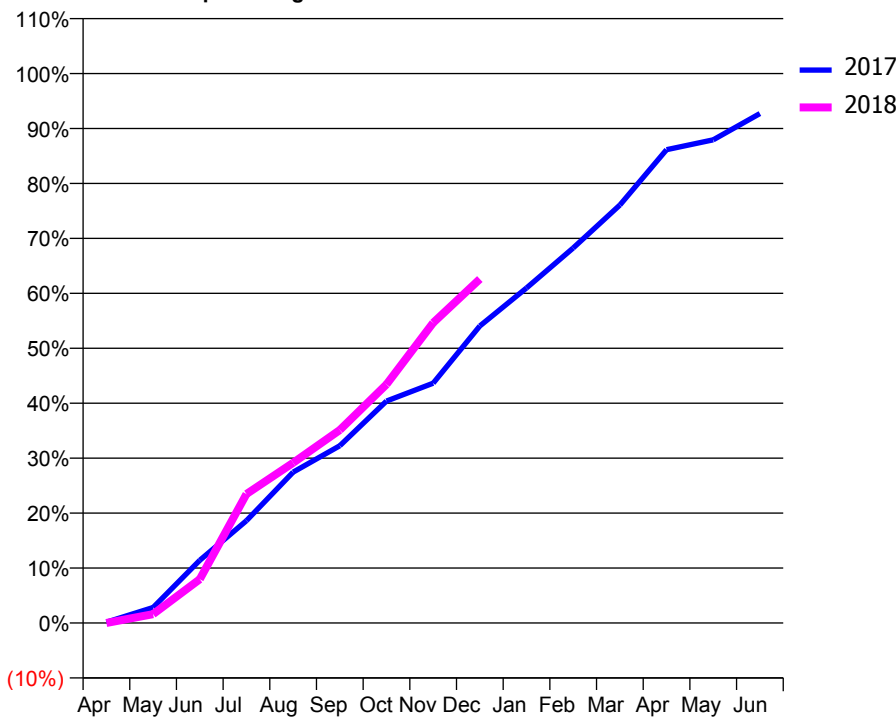
### ACCESS\*

Patients seen in 24 months	Total	Change since previous quarter
Quarter ending December 2016	2,413	
Quarter ending March 2017	2,319	↓
Quarter ending June 2017	2,368	↑
Quarter ending September 2017	2,430	↑
Quarter ending December 2017	2,484	↑
<b>Variance since December 2016</b>	<b>2.9%</b>	<b>↑</b>



### ACTIVITY

Cumulative percentage of contracted UDA delivered 2017 & 2018



Adjusted Scheduled Activity (UDA)

Month	2017	2018
April	12	0
May	212	120
June	852	596
July	1,390	1,754
August	2,050	2,177
September	2,409	2,623
October	3,017	3,242
November	3,258	4,079
December	4,037	4,674
January	4,552	
February	5,097	
March	5,680	
April	6,431	
May	6,565	
June	6,922	

### QUALITY

	Quantity	Base Number	Contract	AT	Region	England
% of FP17s for the same patient ID Re-attending within 3 months - Children	0	0	N/A	12.3%	12.9%	12.0%
% of FP17s for the same patient ID Re-attending within 3 months - Adults	117	1,752	6.7%	15.5%	16.5%	15.9%
% of FP17s for the same patient ID Re-attending between 3 & 9 months - Children	0	0	N/A	54.7%	59.6%	58.0%
% of FP17s for the same patient ID Re-attending between 3 & 9 months - Adults	387	1,752	22.1%	50.6%	52.8%	50.5%
% of FP17s for Band 1 Urgent Courses	0	1,474	0.0%	8.8%	9.1%	9.0%
% of FP17s Relating to Free Repair or Replacements	0	1,474	0.0%	1.2%	1.0%	0.8%
% of FP17s Relating to Continuations	27	1,474	1.8%	1.5%	1.2%	1.1%
% of Patients satisfied with the dentistry they have received	2	3	N/A	89.7%	91.6%	91.5%
% of Patients satisfied with the time they had to wait for an appointment	2	3	N/A	86.6%	88.3%	87.9%

\* This is based on patients treated on this contract for their most recent course of treatment. Figures in italics indicate the base number of FP17s or Patient Questionnaire responses are less than 100. N/A is shown where the base number of responses is less than 10 during the period. % is calculated as Quantity/Base number\*100

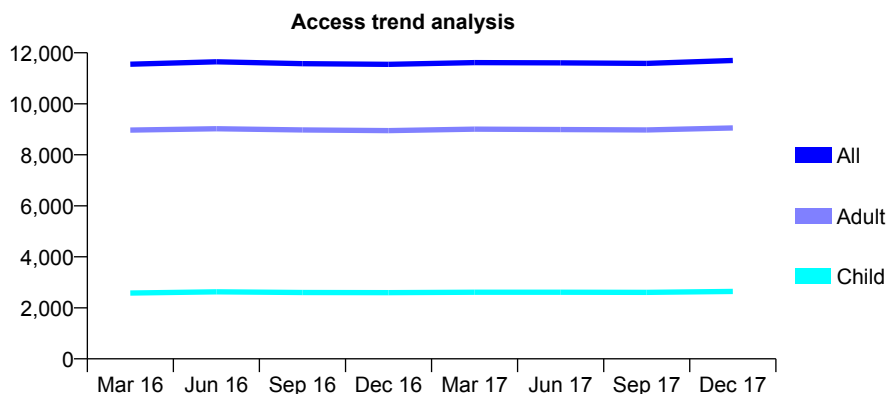
## Q45 - Vital Signs At a Glance Contract Report for 905844/0001 - December 2017

Name or company name	Mr SD Brown, Ms F Brown and Mr M Ellis
Contract type name	GDS Contract
Purpose of contract	General
Contract start date	01/04/2006
Contract end date	

17/18 Contracted general activity (UDA)	30,150
Carry forward general activity (UDA)	281
17/18 Contracted orthodontic activity (UOA)	0
Carry forward orthodontic activity (UOA)	0
Baseline contract value	£782,272.89

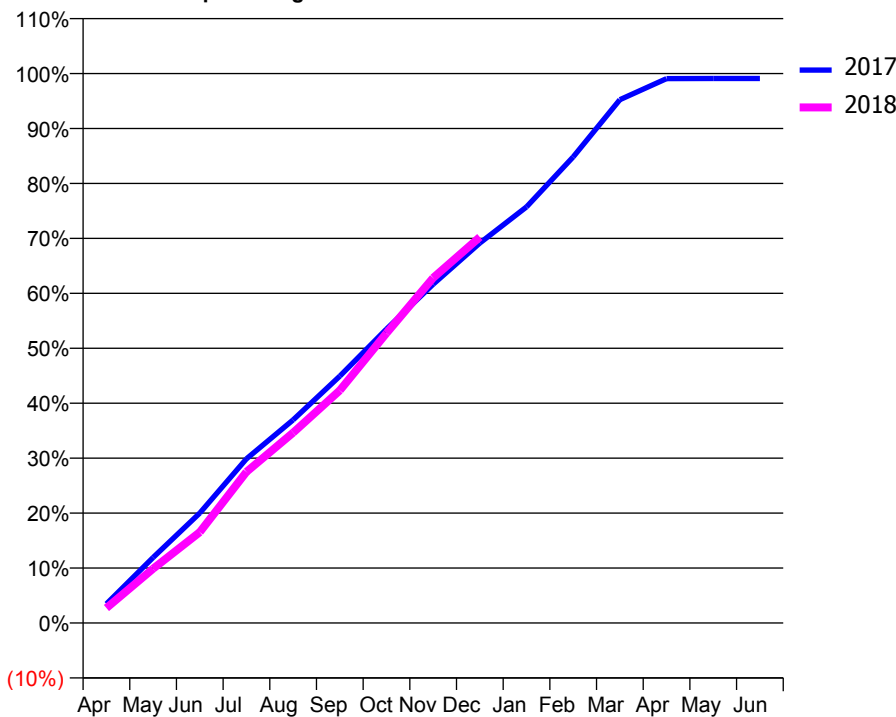
### ACCESS\*

Patients seen in 24 months	Total	Change since previous quarter
Quarter ending December 2016	11,546	
Quarter ending March 2017	11,618	→
Quarter ending June 2017	11,603	→
Quarter ending September 2017	11,583	→
Quarter ending December 2017	11,699	→
<b>Variance since December 2016</b>	<b>1.3%</b>	<b>→</b>



### ACTIVITY

Cumulative percentage of contracted UDA delivered 2017 & 2018



Month	Adjusted Scheduled Activity (UDA)	
	2017	2018
April	1,080	825
May	3,698	2,984
June	6,205	4,988
July	9,263	8,294
August	11,461	10,444
September	13,929	12,767
October	16,582	15,906
November	19,111	18,942
December	21,437	21,176
January	23,478	
February	26,292	
March	29,525	
April	30,711	
May	30,719	
June	30,719	

### QUALITY

	Quantity	Base Number	Contract	AT	Region	England
% of FP17s for the same patient ID Re-attending within 3 months - Children	184	2,589	7.1%	12.3%	12.9%	12.0%
% of FP17s for the same patient ID Re-attending within 3 months - Adults	1,052	8,466	12.4%	15.5%	16.5%	15.9%
% of FP17s for the same patient ID Re-attending between 3 & 9 months - Children	1,318	2,589	50.9%	54.7%	59.6%	58.0%
% of FP17s for the same patient ID Re-attending between 3 & 9 months - Adults	3,923	8,466	46.3%	50.6%	52.8%	50.5%
% of FP17s for Band 1 Urgent Courses	538	10,143	5.3%	8.8%	9.1%	9.0%
% of FP17s Relating to Free Repair or Replacements	128	10,143	1.3%	1.2%	1.0%	0.8%
% of FP17s Relating to Continuations	178	10,143	1.8%	1.5%	1.2%	1.1%
% of Patients satisfied with the dentistry they have received	20	21	95.2%	89.7%	91.6%	91.5%
% of Patients satisfied with the time they had to wait for an appointment	21	21	100.0%	86.6%	88.3%	87.9%

\* This is based on patients treated on this contract for their most recent course of treatment. Figures in italics indicate the base number of FP17s or Patient Questionnaire responses are less than 100. N/A is shown where the base number of responses is less than 10 during the period. % is calculated as Quantity/Base number\*100

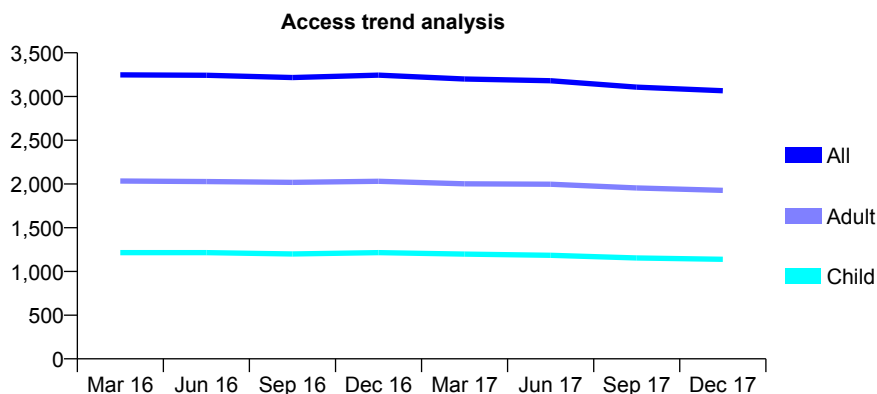
## Q45 - Vital Signs At a Glance Contract Report for 907316/0002 - December 2017

Name or company name	MR AI WILSON
Contract type name	GDS Contract
Purpose of contract	General
Contract start date	01/04/2006
Contract end date	

17/18 Contracted general activity (UDA)	10,500
Carry forward general activity (UDA)	0
17/18 Contracted orthodontic activity (UOA)	0
Carry forward orthodontic activity (UOA)	0
Baseline contract value	£272,471.11

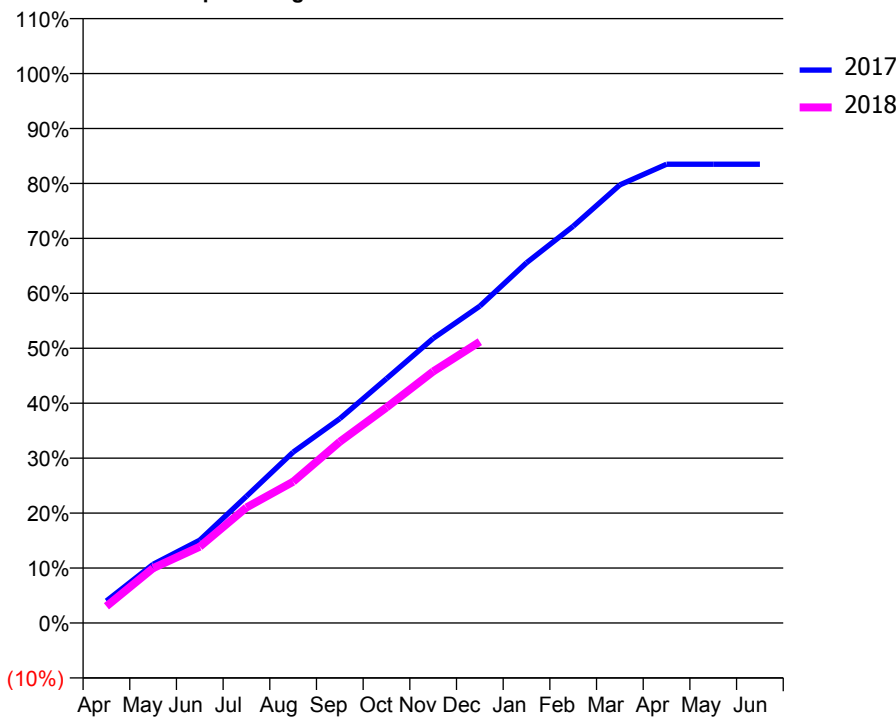
### ACCESS\*

Patients seen in 24 months	Total	Change since previous quarter
Quarter ending December 2016	3,245	
Quarter ending March 2017	3,200	↓
Quarter ending June 2017	3,181	→
Quarter ending September 2017	3,107	↓
Quarter ending December 2017	3,066	↓
<b>Variance since December 2016</b>	<b>(5.5%)</b>	<b>↓</b>



### ACTIVITY

Cumulative percentage of contracted UDA delivered 2017 & 2018



Month	Adjusted Scheduled Activity (UDA)	
	2017	2018
April	423	320
May	1,122	1,048
June	1,583	1,459
July	2,422	2,207
August	3,265	2,701
September	3,905	3,464
October	4,669	4,119
November	5,439	4,808
December	6,055	5,374
January	6,884	
February	7,581	
March	8,373	
April	8,765	
May	8,766	
June	8,766	

### QUALITY

	Quantity	Base Number	Contract	AT	Region	England
% of FP17s for the same patient ID Re-attending within 3 months - Children	120	1,386	8.7%	12.3%	12.9%	12.0%
% of FP17s for the same patient ID Re-attending within 3 months - Adults	311	2,115	14.7%	15.5%	16.5%	15.9%
% of FP17s for the same patient ID Re-attending between 3 & 9 months - Children	924	1,386	66.7%	54.7%	59.6%	58.0%
% of FP17s for the same patient ID Re-attending between 3 & 9 months - Adults	1,351	2,115	63.9%	50.6%	52.8%	50.5%
% of FP17s for Band 1 Urgent Courses	189	3,282	5.8%	8.8%	9.1%	9.0%
% of FP17s Relating to Free Repair or Replacements	15	3,282	0.5%	1.2%	1.0%	0.8%
% of FP17s Relating to Continuations	106	3,282	3.2%	1.5%	1.2%	1.1%
% of Patients satisfied with the dentistry they have received	10	12	83.3%	89.7%	91.6%	91.5%
% of Patients satisfied with the time they had to wait for an appointment	10	12	83.3%	86.6%	88.3%	87.9%

\* This is based on patients treated on this contract for their most recent course of treatment. Figures in italics indicate the base number of FP17s or Patient Questionnaire responses are less than 100. N/A is shown where the base number of responses is less than 10 during the period. % is calculated as Quantity/Base number\*100

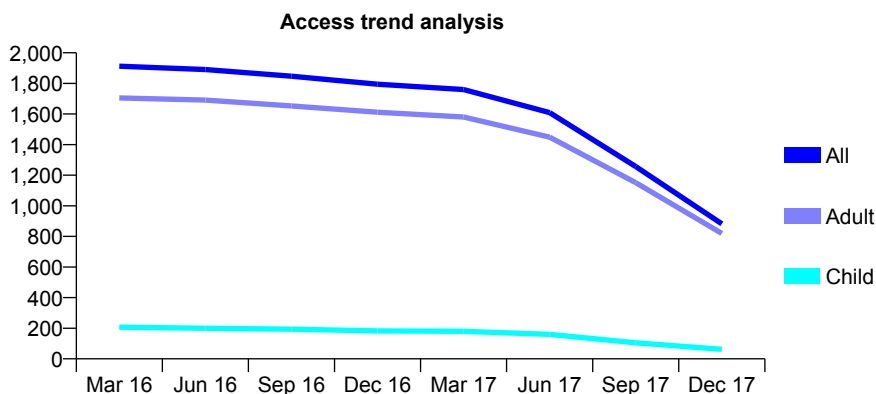
## Q45 - Vital Signs At a Glance Contract Report for 911828/0003 - December 2017

Name or company name	MR S KIRKUP
Contract type name	GDS Contract
Purpose of contract	General
Contract start date	01/04/2006
Contract end date	23/06/2017

17/18 Contracted general activity (UDA)	1,038
Carry forward general activity (UDA)	0
17/18 Contracted orthodontic activity (UOA)	0
Carry forward orthodontic activity (UOA)	0
Baseline contract value	£30,928.78

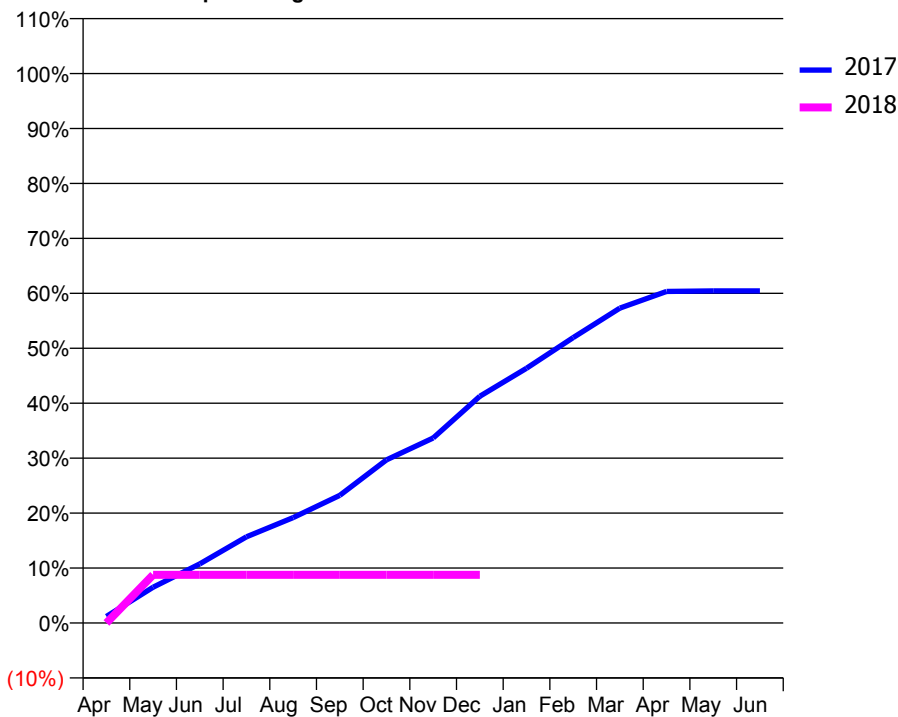
### ACCESS\*

Patients seen in 24 months	Total	Change since previous quarter
Quarter ending December 2016	1,795	
Quarter ending March 2017	1,760	↓
Quarter ending June 2017	1,609	↓
Quarter ending September 2017	1,257	↓
Quarter ending December 2017	882	↓
<b>Variance since December 2016</b>	<b>(50.9%)</b>	<b>↓</b>



### ACTIVITY

Cumulative percentage of contracted UDA delivered 2017 & 2018



Adjusted Scheduled Activity (UDA)

Month	2017	2018
April	54	0
May	293	91
June	485	91
July	706	91
August	863	91
September	1,045	91
October	1,336	91
November	1,515	91
December	1,857	91
January	2,086	
February	2,337	
March	2,579	
April	2,715	
May	2,719	
June	2,719	

### QUALITY

	Quantity	Base Number	Contract	AT	Region	England
% of FP17s for the same patient ID Re-attending within 3 months - Children	1	20	5.0%	12.3%	12.9%	12.0%
% of FP17s for the same patient ID Re-attending within 3 months - Adults	20	145	13.8%	15.5%	16.5%	15.9%
% of FP17s for the same patient ID Re-attending between 3 & 9 months - Children	10	20	50.0%	54.7%	59.6%	58.0%
% of FP17s for the same patient ID Re-attending between 3 & 9 months - Adults	66	145	45.5%	50.6%	52.8%	50.5%
% of FP17s for Band 1 Urgent Courses	15	58	25.9%	8.8%	9.1%	9.0%
% of FP17s Relating to Free Repair or Replacements	0	58	0.0%	1.2%	1.0%	0.8%
% of FP17s Relating to Continuations	0	58	0.0%	1.5%	1.2%	1.1%
% of Patients satisfied with the dentistry they have received	1	2	N/A	89.7%	91.6%	91.5%
% of Patients satisfied with the time they had to wait for an appointment	2	2	N/A	86.6%	88.3%	87.9%

\* This is based on patients treated on this contract for their most recent course of treatment. Figures in italics indicate the base number of FP17s or Patient Questionnaire responses are less than 100. N/A is shown where the base number of responses is less than 10 during the period. % is calculated as Quantity/Base number\*100

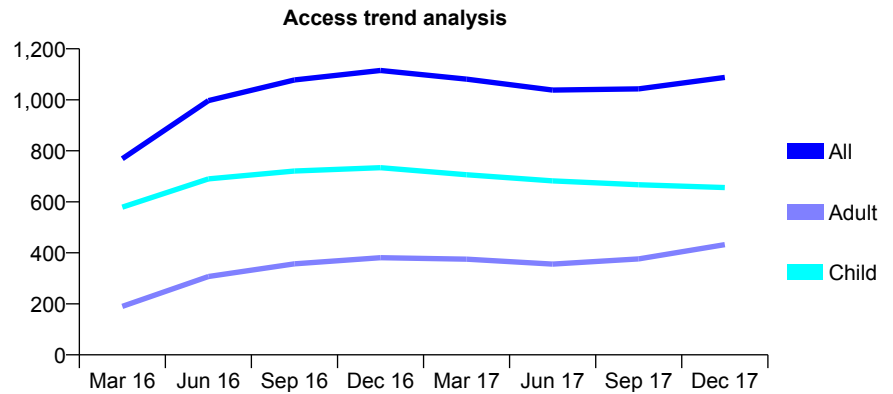
## Q45 - Vital Signs At a Glance Contract Report for 911852/0001 - December 2017

Name or company name	MR JC BENNETT
Contract type name	GDS Contract
Purpose of contract	General
Contract start date	01/12/2014
Contract end date	

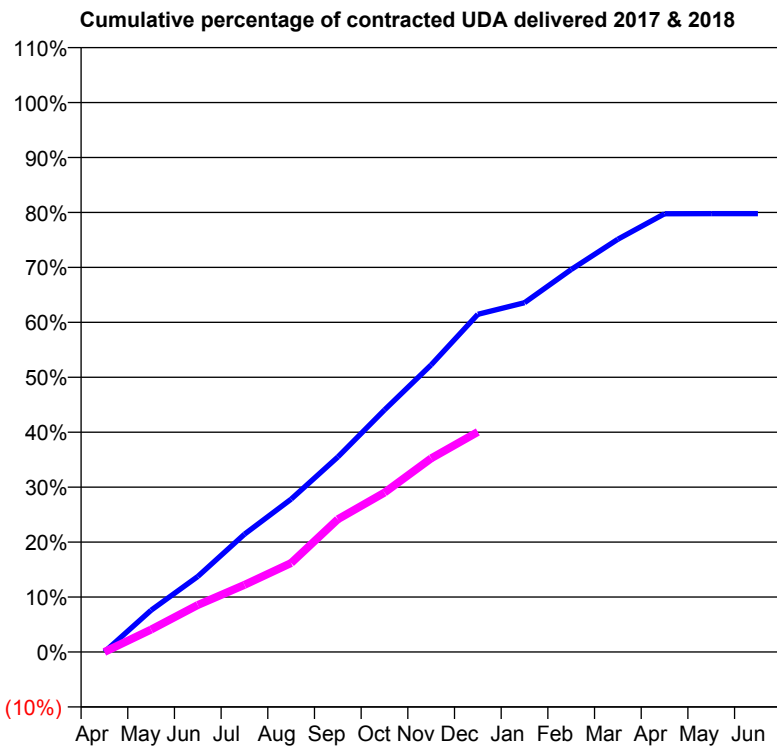
17/18 Contracted general activity (UDA)	3,071
Carry forward general activity (UDA)	0
17/18 Contracted orthodontic activity (UOA)	0
Carry forward orthodontic activity (UOA)	0
Baseline contract value	£65,700.54

### ACCESS\*

Patients seen in 24 months	Total	Change since previous quarter
Quarter ending December 2016	1,115	
Quarter ending March 2017	1,081	↓
Quarter ending June 2017	1,038	↓
Quarter ending September 2017	1,043	→
Quarter ending December 2017	1,088	↑
<b>Variance since December 2016</b>	<b>(2.4%)</b>	<b>↓</b>



### ACTIVITY



Month	Adjusted Scheduled Activity (UDA)	
	2017	2018
April	0	0
May	234	125
June	422	263
July	658	375
August	855	497
September	1,090	742
October	1,353	891
November	1,605	1,082
December	1,887	1,230
January	1,952	
February	2,138	
March	2,307	
April	2,449	
May	2,450	
June	2,450	

### QUALITY

	Quantity	Base Number	Contract	AT	Region	England
% of FP17s for the same patient ID Re-attending within 3 months - Children	30	711	4.2%	12.3%	12.9%	12.0%
% of FP17s for the same patient ID Re-attending within 3 months - Adults	31	334	9.3%	15.5%	16.5%	15.9%
% of FP17s for the same patient ID Re-attending between 3 & 9 months - Children	432	711	60.8%	54.7%	59.6%	58.0%
% of FP17s for the same patient ID Re-attending between 3 & 9 months - Adults	141	334	42.2%	50.6%	52.8%	50.5%
% of FP17s for Band 1 Urgent Courses	31	937	3.3%	8.8%	9.1%	9.0%
% of FP17s Relating to Free Repair or Replacements	1	937	0.1%	1.2%	1.0%	0.8%
% of FP17s Relating to Continuations	3	937	0.3%	1.5%	1.2%	1.1%
% of Patients satisfied with the dentistry they have received	0	0	N/A	89.7%	91.6%	91.5%
% of Patients satisfied with the time they had to wait for an appointment	0	0	N/A	86.6%	88.3%	87.9%

\* This is based on patients treated on this contract for their most recent course of treatment. Figures in italics indicate the base number of FP17s or Patient Questionnaire responses are less than 100. N/A is shown where the base number of responses is less than 10 during the period. % is calculated as Quantity/Base number\*100

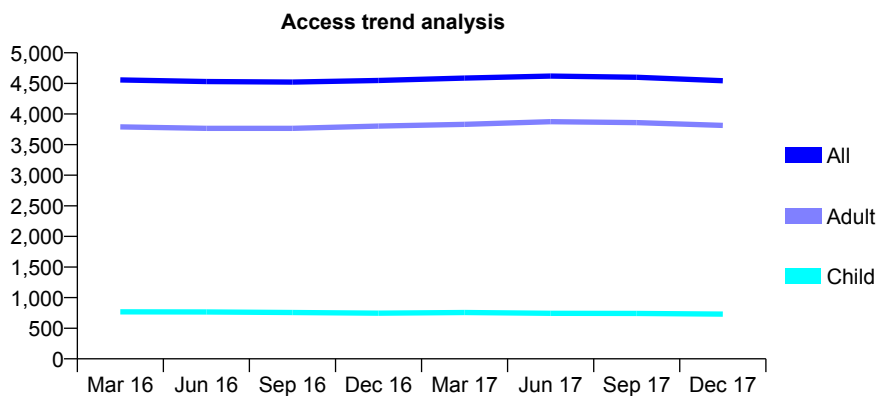
## Q45 - Vital Signs At a Glance Contract Report for 918873/0001 - December 2017

Name or company name	MR A MILNES
Contract type name	GDS Contract
Purpose of contract	General
Contract start date	10/08/2012
Contract end date	

17/18 Contracted general activity (UDA)	11,709
Carry forward general activity (UDA)	175
17/18 Contracted orthodontic activity (UOA)	0
Carry forward orthodontic activity (UOA)	0
Baseline contract value	£339,514.09

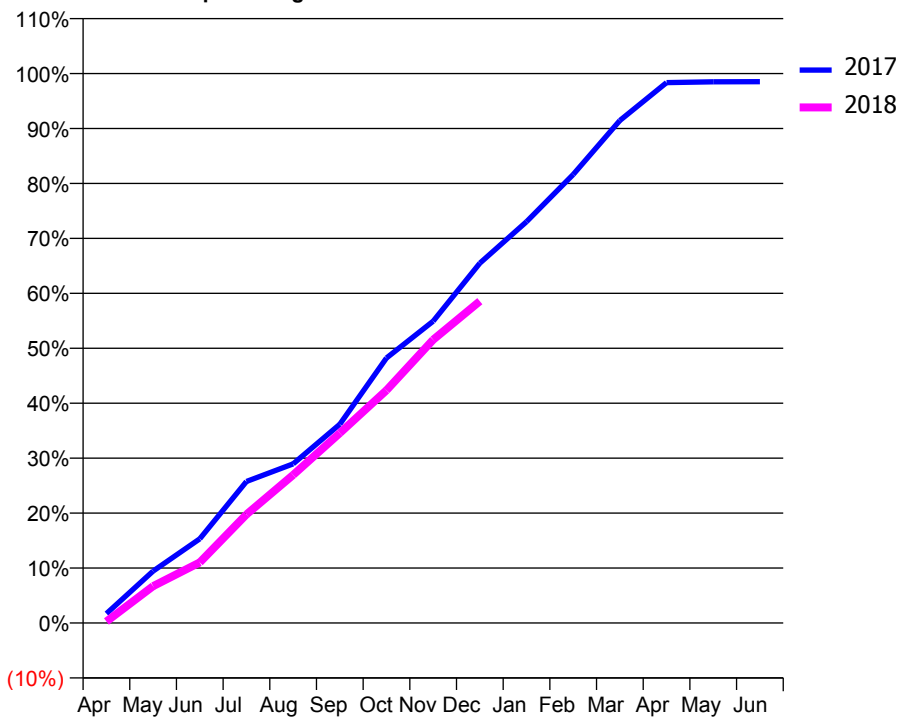
### ACCESS\*

Patients seen in 24 months	Total	Change since previous quarter
Quarter ending December 2016	4,548	
Quarter ending March 2017	4,587	→
Quarter ending June 2017	4,619	→
Quarter ending September 2017	4,601	→
Quarter ending December 2017	4,543	↓
<b>Variance since December 2016</b>	<b>(0.1%)</b>	→



### ACTIVITY

Cumulative percentage of contracted UDA delivered 2017 & 2018



Month	Adjusted Scheduled Activity (UDA)	
	2017	2018
April	199	31
May	1,106	785
June	1,794	1,292
July	3,016	2,315
August	3,391	3,157
September	4,235	4,046
October	5,646	4,960
November	6,431	6,035
December	7,667	6,858
January	8,552	
February	9,557	
March	10,709	
April	11,515	
May	11,532	
June	11,534	

### QUALITY

	Quantity	Base Number	Contract	AT	Region	England
% of FP17s for the same patient ID Re-attending within 3 months - Children	64	846	7.6%	12.3%	12.9%	12.0%
% of FP17s for the same patient ID Re-attending within 3 months - Adults	534	3,966	13.5%	15.5%	16.5%	15.9%
% of FP17s for the same patient ID Re-attending between 3 & 9 months - Children	527	846	62.3%	54.7%	59.6%	58.0%
% of FP17s for the same patient ID Re-attending between 3 & 9 months - Adults	2,289	3,966	57.7%	50.6%	52.8%	50.5%
% of FP17s for Band 1 Urgent Courses	265	4,344	6.1%	8.8%	9.1%	9.0%
% of FP17s Relating to Free Repair or Replacements	25	4,344	0.6%	1.2%	1.0%	0.8%
% of FP17s Relating to Continuations	62	4,344	1.4%	1.5%	1.2%	1.1%
% of Patients satisfied with the dentistry they have received	31	34	91.2%	89.7%	91.6%	91.5%
% of Patients satisfied with the time they had to wait for an appointment	32	34	94.1%	86.6%	88.3%	87.9%

\* This is based on patients treated on this contract for their most recent course of treatment. Figures in italics indicate the base number of FP17s or Patient Questionnaire responses are less than 100. N/A is shown where the base number of responses is less than 10 during the period. % is calculated as Quantity/Base number\*100



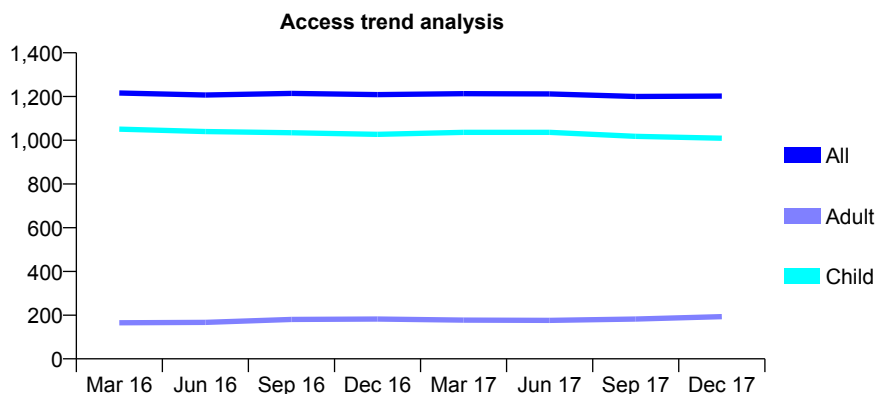
## Q45 - Vital Signs At a Glance Contract Report for 919047/0001 - December 2017

Name or company name	MR TR LEWIS
Contract type name	GDS Contract
Purpose of contract	General and Orthodontic
Contract start date	01/04/2006
Contract end date	

17/18 Contracted general activity (UDA)	4,075
Carry forward general activity (UDA)	0
17/18 Contracted orthodontic activity (UOA)	400
Carry forward orthodontic activity (UOA)	0
Baseline contract value	£97,001.91

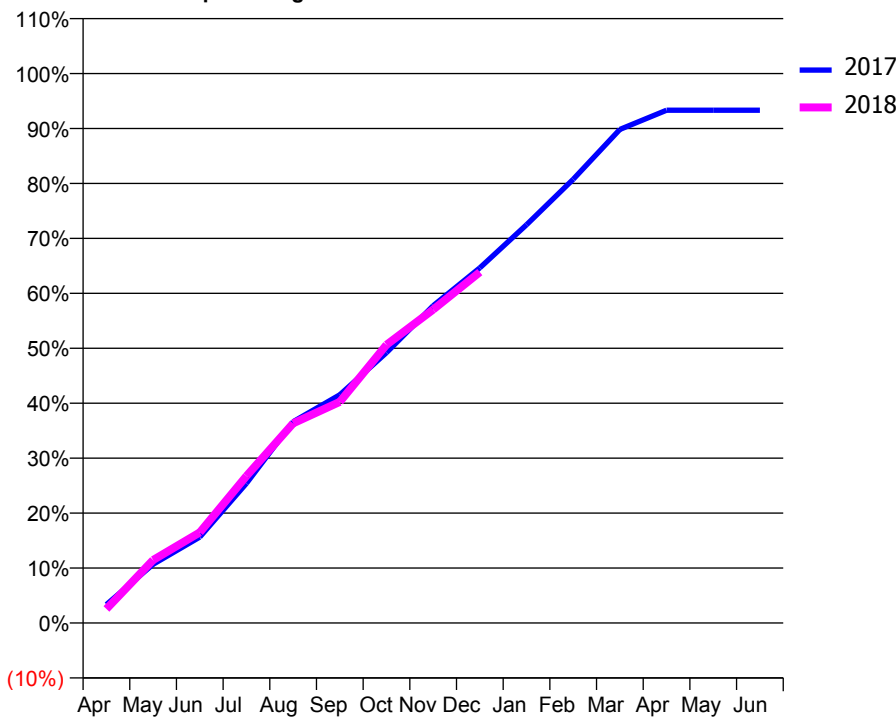
### ACCESS\*

Patients seen in 24 months	Total	Change since previous quarter
Quarter ending December 2016	1,209	
Quarter ending March 2017	1,213	→
Quarter ending June 2017	1,212	→
Quarter ending September 2017	1,200	→
Quarter ending December 2017	1,202	→
<b>Variance since December 2016</b>	<b>(0.6%)</b>	<b>→</b>



### ACTIVITY

Cumulative percentage of contracted UDA delivered 2017 & 2018



Month	Adjusted Scheduled Activity (UDA)	
	2017	2018
April	137	104
May	435	467
June	638	672
July	1,035	1,091
August	1,492	1,481
September	1,692	1,640
October	2,005	2,063
November	2,353	2,325
December	2,634	2,602
January	2,954	
February	3,290	
March	3,661	
April	3,803	
May	3,803	
June	3,803	

### QUALITY

	Quantity	Base Number	Contract	AT	Region	England
% of FP17s for the same patient ID Re-attending within 3 months - Children	177	1,319	13.4%	12.3%	12.9%	12.0%
% of FP17s for the same patient ID Re-attending within 3 months - Adults	7	76	9.2%	15.5%	16.5%	15.9%
% of FP17s for the same patient ID Re-attending between 3 & 9 months - Children	868	1,319	65.8%	54.7%	59.6%	58.0%
% of FP17s for the same patient ID Re-attending between 3 & 9 months - Adults	36	76	47.4%	50.6%	52.8%	50.5%
% of FP17s for Band 1 Urgent Courses	163	1,314	12.4%	8.8%	9.1%	9.0%
% of FP17s Relating to Free Repair or Replacements	0	1,314	0.0%	1.2%	1.0%	0.8%
% of FP17s Relating to Continuations	11	1,314	0.8%	1.5%	1.2%	1.1%
% of Patients satisfied with the dentistry they have received	1	1	N/A	89.7%	91.6%	91.5%
% of Patients satisfied with the time they had to wait for an appointment	1	1	N/A	86.6%	88.3%	87.9%

\* This is based on patients treated on this contract for their most recent course of treatment. Figures in italics indicate the base number of FP17s or Patient Questionnaire responses are less than 100. N/A is shown where the base number of responses is less than 10 during the period. % is calculated as Quantity/Base number\*100

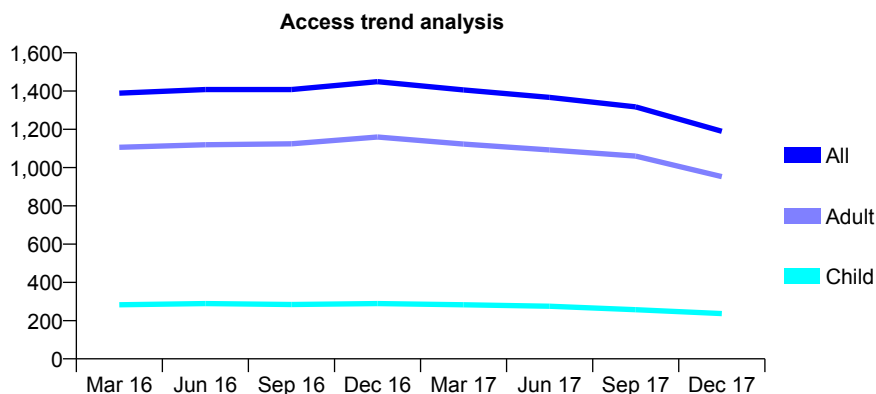
## Q45 - Vital Signs At a Glance Contract Report for 920460/0001 - December 2017

Name or company name	MISS KA FARQUHAR
Contract type name	GDS Contract
Purpose of contract	General
Contract start date	01/04/2006
Contract end date	

17/18 Contracted general activity (UDA)	3,648
Carry forward general activity (UDA)	0
17/18 Contracted orthodontic activity (UOA)	0
Carry forward orthodontic activity (UOA)	0
Baseline contract value	£78,049.04

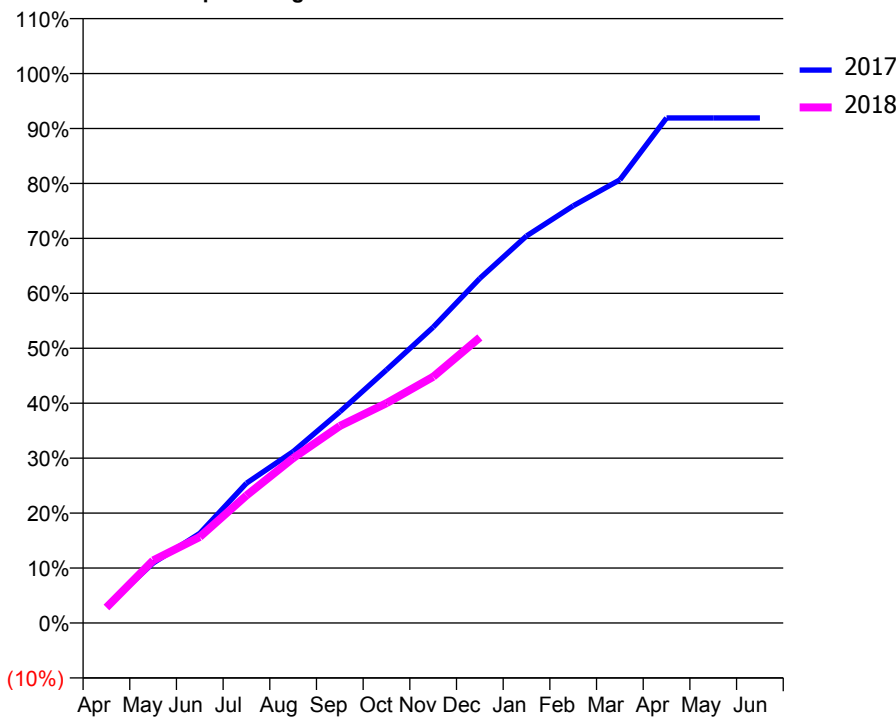
### ACCESS\*

Patients seen in 24 months	Total	Change since previous quarter
Quarter ending December 2016	1,449	
Quarter ending March 2017	1,406	↓
Quarter ending June 2017	1,367	↓
Quarter ending September 2017	1,317	↓
Quarter ending December 2017	1,190	↓
<b>Variance since December 2016</b>	<b>(17.9%)</b>	<b>↓</b>



### ACTIVITY

Cumulative percentage of contracted UDA delivered 2017 & 2018



Month	Adjusted Scheduled Activity (UDA)	
	2017	2018
April	142	103
May	518	416
June	775	571
July	1,208	847
August	1,481	1,094
September	1,824	1,308
October	2,188	1,460
November	2,556	1,635
December	2,978	1,896
January	3,345	
February	3,604	
March	3,830	
April	4,364	
May	4,364	
June	4,364	

### QUALITY

	Quantity	Base Number	Contract	AT	Region	England
% of FP17s for the same patient ID Re-attending within 3 months - Children	16	170	9.4%	12.3%	12.9%	12.0%
% of FP17s for the same patient ID Re-attending within 3 months - Adults	247	1,020	24.2%	15.5%	16.5%	15.9%
% of FP17s for the same patient ID Re-attending between 3 & 9 months - Children	71	170	41.8%	54.7%	59.6%	58.0%
% of FP17s for the same patient ID Re-attending between 3 & 9 months - Adults	506	1,020	49.6%	50.6%	52.8%	50.5%
% of FP17s for Band 1 Urgent Courses	84	947	8.9%	8.8%	9.1%	9.0%
% of FP17s Relating to Free Repair or Replacements	55	947	5.8%	1.2%	1.0%	0.8%
% of FP17s Relating to Continuations	41	947	4.3%	1.5%	1.2%	1.1%
% of Patients satisfied with the dentistry they have received	1	1	N/A	89.7%	91.6%	91.5%
% of Patients satisfied with the time they had to wait for an appointment	1	1	N/A	86.6%	88.3%	87.9%

\* This is based on patients treated on this contract for their most recent course of treatment. Figures in italics indicate the base number of FP17s or Patient Questionnaire responses are less than 100. N/A is shown where the base number of responses is less than 10 during the period. % is calculated as Quantity/Base number\*100

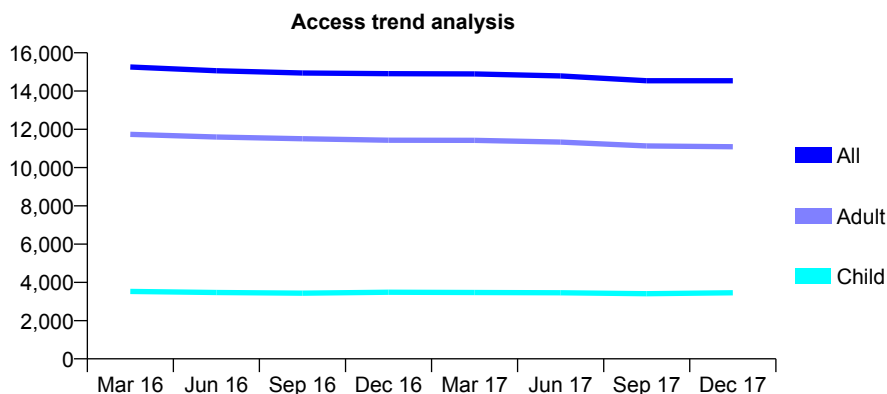
## Q45 - Vital Signs At a Glance Contract Report for 921890/0001 - December 2017

Name or company name	MR DC DANIELS
Contract type name	GDS Contract
Purpose of contract	General
Contract start date	01/04/2006
Contract end date	

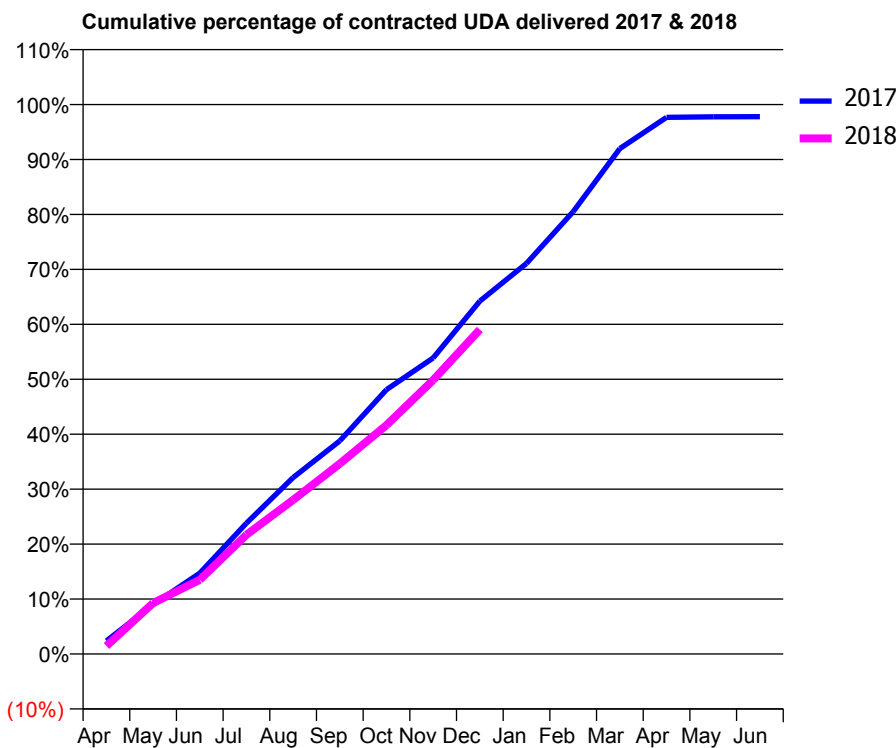
17/18 Contracted general activity (UDA)	47,398
Carry forward general activity (UDA)	0
17/18 Contracted orthodontic activity (UOA)	0
Carry forward orthodontic activity (UOA)	0
Baseline contract value	£1,295,322.69

### ACCESS\*

Patients seen in 24 months	Total	Change since previous quarter
Quarter ending December 2016	14,908	
Quarter ending March 2017	14,892	→
Quarter ending June 2017	14,788	→
Quarter ending September 2017	14,540	↓
Quarter ending December 2017	14,538	→
<b>Variance since December 2016</b>	<b>(2.5%)</b>	<b>↓</b>



### ACTIVITY



Month	Adjusted Scheduled Activity (UDA)	
	2017	2018
April	1,138	701
May	4,268	4,394
June	6,982	6,396
July	11,287	10,288
August	15,228	13,294
September	18,386	16,415
October	22,801	19,746
November	25,538	23,631
December	30,444	27,989
January	33,690	
February	38,161	
March	43,600	
April	46,290	
May	46,337	
June	46,348	

### QUALITY

	Quantity	Base Number	Contract	AT	Region	England
% of FP17s for the same patient ID Re-attending within 3 months - Children	296	3,695	8.0%	12.3%	12.9%	12.0%
% of FP17s for the same patient ID Re-attending within 3 months - Adults	1,981	11,856	16.7%	15.5%	16.5%	15.9%
% of FP17s for the same patient ID Re-attending between 3 & 9 months - Children	2,010	3,695	54.4%	54.7%	59.6%	58.0%
% of FP17s for the same patient ID Re-attending between 3 & 9 months - Adults	6,715	11,856	56.6%	50.6%	52.8%	50.5%
% of FP17s for Band 1 Urgent Courses	1,848	13,877	13.3%	8.8%	9.1%	9.0%
% of FP17s Relating to Free Repair or Replacements	196	13,877	1.4%	1.2%	1.0%	0.8%
% of FP17s Relating to Continuations	148	13,877	1.1%	1.5%	1.2%	1.1%
% of Patients satisfied with the dentistry they have received	27	28	96.4%	89.7%	91.6%	91.5%
% of Patients satisfied with the time they had to wait for an appointment	27	28	96.4%	86.6%	88.3%	87.9%

\* This is based on patients treated on this contract for their most recent course of treatment. Figures in italics indicate the base number of FP17s or Patient Questionnaire responses are less than 100. N/A is shown where the base number of responses is less than 10 during the period. % is calculated as Quantity/Base number\*100

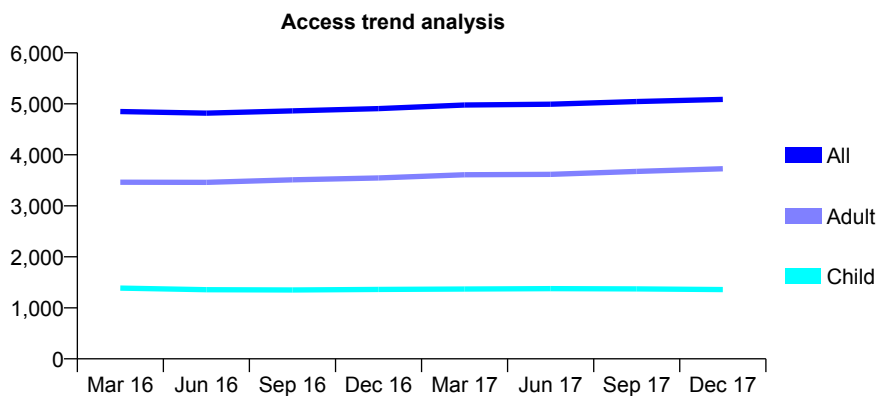
## Q45 - Vital Signs At a Glance Contract Report for 930121/0001 - December 2017

Name or company name	MR MA SIDDIQUI
Contract type name	GDS Contract
Purpose of contract	General
Contract start date	08/11/2012
Contract end date	

17/18 Contracted general activity (UDA)	17,392
Carry forward general activity (UDA)	191
17/18 Contracted orthodontic activity (UOA)	0
Carry forward orthodontic activity (UOA)	0
Baseline contract value	£430,508.59

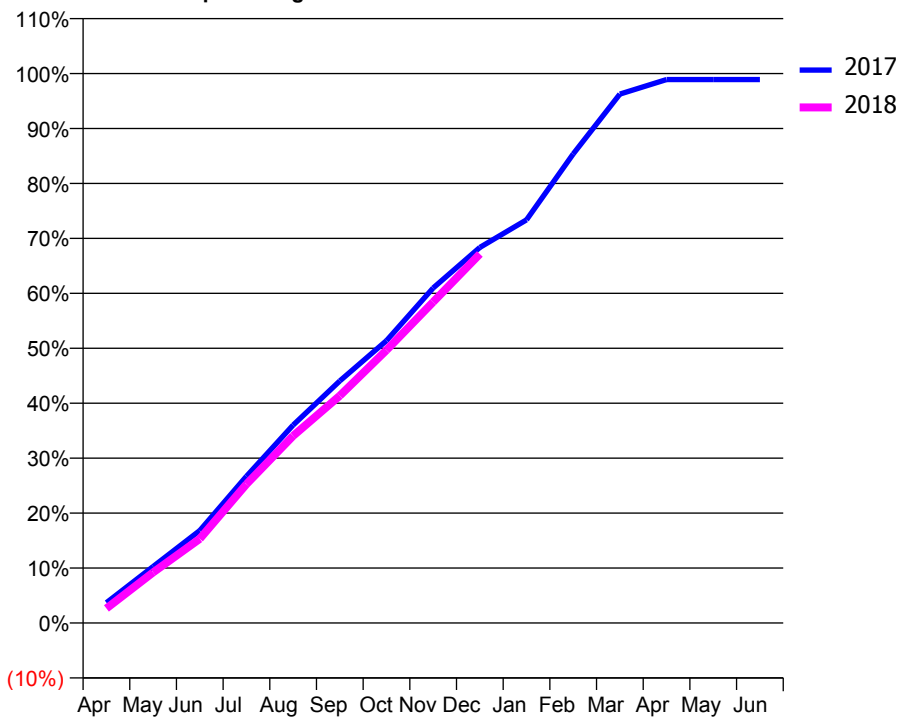
### ACCESS\*

Patients seen in 24 months	Total	Change since previous quarter
Quarter ending December 2016	4,907	
Quarter ending March 2017	4,977	→
Quarter ending June 2017	4,993	→
Quarter ending September 2017	5,045	→
Quarter ending December 2017	5,087	→
<b>Variance since December 2016</b>	<b>3.7%</b>	<b>↑</b>



### ACTIVITY

Cumulative percentage of contracted UDA delivered 2017 & 2018



Month	Adjusted Scheduled Activity (UDA)	
	2017	2018
April	645	464
May	1,786	1,601
June	2,925	2,664
July	4,646	4,396
August	6,267	5,923
September	7,664	7,192
October	8,939	8,636
November	10,605	10,159
December	11,889	11,678
January	12,762	
February	14,844	
March	16,741	
April	17,201	
May	17,200	
June	17,201	

### QUALITY

	Quantity	Base Number	Contract	AT	Region	England
% of FP17s for the same patient ID Re-attending within 3 months - Children	111	1,521	7.3%	12.3%	12.9%	12.0%
% of FP17s for the same patient ID Re-attending within 3 months - Adults	628	3,984	15.8%	15.5%	16.5%	15.9%
% of FP17s for the same patient ID Re-attending between 3 & 9 months - Children	923	1,521	60.7%	54.7%	59.6%	58.0%
% of FP17s for the same patient ID Re-attending between 3 & 9 months - Adults	2,215	3,984	55.6%	50.6%	52.8%	50.5%
% of FP17s for Band 1 Urgent Courses	401	4,711	8.5%	8.8%	9.1%	9.0%
% of FP17s Relating to Free Repair or Replacements	39	4,711	0.8%	1.2%	1.0%	0.8%
% of FP17s Relating to Continuations	32	4,711	0.7%	1.5%	1.2%	1.1%
% of Patients satisfied with the dentistry they have received	31	37	83.8%	89.7%	91.6%	91.5%
% of Patients satisfied with the time they had to wait for an appointment	34	37	91.9%	86.6%	88.3%	87.9%

\* This is based on patients treated on this contract for their most recent course of treatment. Figures in italics indicate the base number of FP17s or Patient Questionnaire responses are less than 100. N/A is shown where the base number of responses is less than 10 during the period. % is calculated as Quantity/Base number\*100

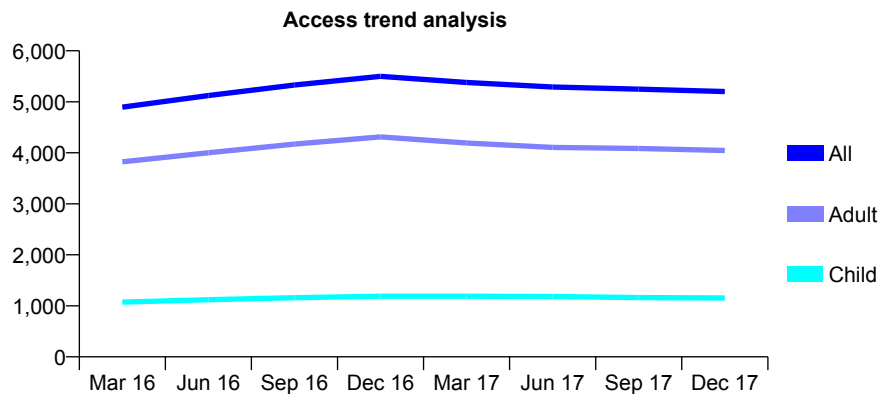
## Q45 - Vital Signs At a Glance Contract Report for 984418/0001 - December 2017

Name or company name	MR A NAYYAR
Contract type name	GDS Contract
Purpose of contract	General and Orthodontic
Contract start date	05/01/2015
Contract end date	

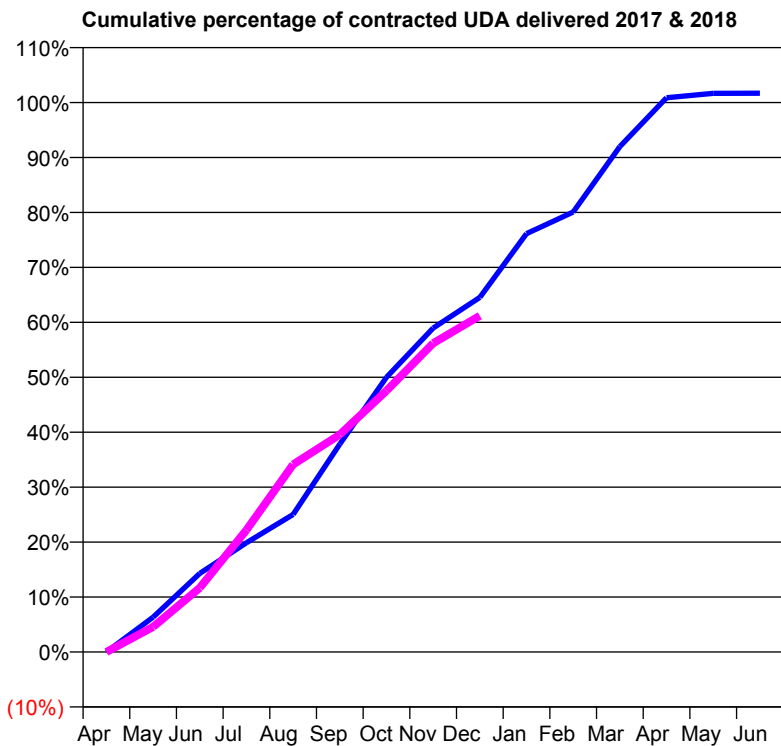
17/18 Contracted general activity (UDA)	11,406
Carry forward general activity (UDA)	0
17/18 Contracted orthodontic activity (UOA)	25
Carry forward orthodontic activity (UOA)	0
Baseline contract value	£369,884.04

### ACCESS\*

Patients seen in 24 months	Total	Change since previous quarter
Quarter ending December 2016	5,499	
Quarter ending March 2017	5,380	↓
Quarter ending June 2017	5,289	↓
Quarter ending September 2017	5,249	→
Quarter ending December 2017	5,202	→
<b>Variance since December 2016</b>	<b>(5.4%)</b>	<b>↓</b>



### ACTIVITY



Month	Adjusted Scheduled Activity (UDA)	
	2017	2018
April	0	0
May	723	521
June	1,631	1,333
July	2,270	2,534
August	2,855	3,894
September	4,316	4,512
October	5,704	5,425
November	6,723	6,408
December	7,362	6,979
January	8,683	
February	9,132	
March	10,492	
April	11,505	
May	11,595	
June	11,598	

### QUALITY

	Quantity	Base Number	Contract	AT	Region	England
% of FP17s for the same patient ID Re-attending within 3 months - Children	62	1,345	4.6%	12.3%	12.9%	12.0%
% of FP17s for the same patient ID Re-attending within 3 months - Adults	324	3,661	8.9%	15.5%	16.5%	15.9%
% of FP17s for the same patient ID Re-attending between 3 & 9 months - Children	887	1,345	65.9%	54.7%	59.6%	58.0%
% of FP17s for the same patient ID Re-attending between 3 & 9 months - Adults	1,571	3,661	42.9%	50.6%	52.8%	50.5%
% of FP17s for Band 1 Urgent Courses	162	4,296	3.8%	8.8%	9.1%	9.0%
% of FP17s Relating to Free Repair or Replacements	48	4,296	1.1%	1.2%	1.0%	0.8%
% of FP17s Relating to Continuations	20	4,296	0.5%	1.5%	1.2%	1.1%
% of Patients satisfied with the dentistry they have received	11	11	100.0%	89.7%	91.6%	91.5%
% of Patients satisfied with the time they had to wait for an appointment	11	11	100.0%	86.6%	88.3%	87.9%

\* This is based on patients treated on this contract for their most recent course of treatment. Figures in italics indicate the base number of FP17s or Patient Questionnaire responses are less than 100. N/A is shown where the base number of responses is less than 10 during the period. % is calculated as Quantity/Base number\*100

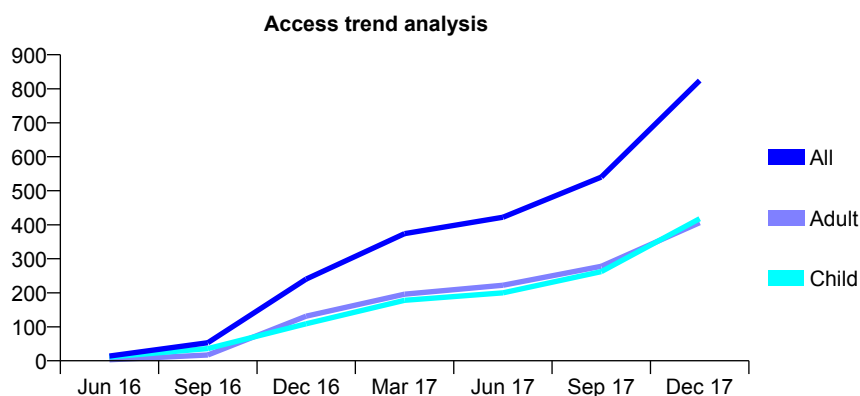
## Q46 - Vital Signs At a Glance Contract Report for 100067/0000 - December 2017

Name or company name	ALWHCT
Contract type name	PDS Contract
Purpose of contract	General
Contract start date	01/04/2016
Contract end date	31/03/2018

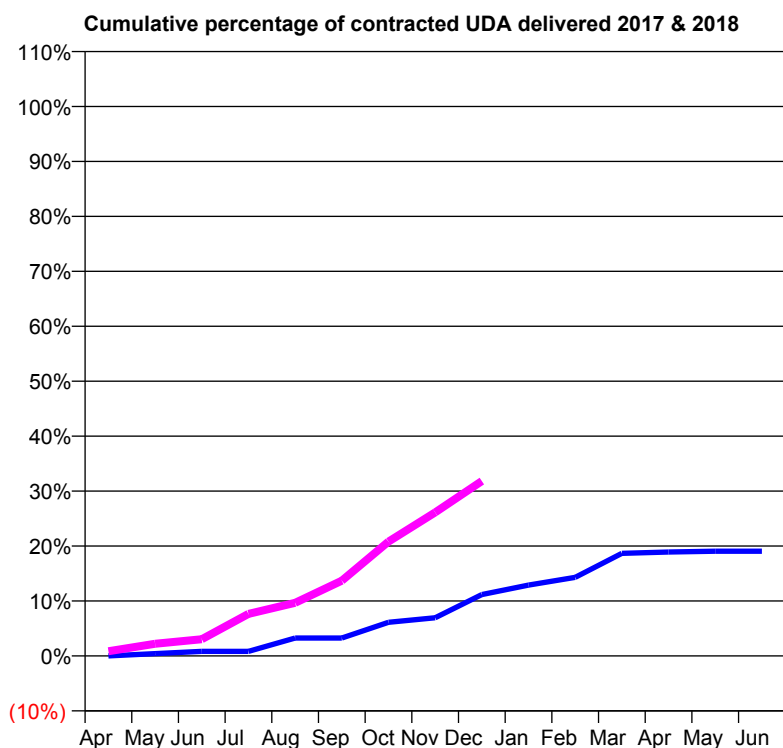
17/18 Contracted general activity (UDA)	3,900
Carry forward general activity (UDA)	0
17/18 Contracted orthodontic activity (UOA)	0
Carry forward orthodontic activity (UOA)	0
Baseline contract value	£0.00

### ACCESS\*

Patients seen in 24 months	Total	Change since previous quarter
Quarter ending December 2016	240	
Quarter ending March 2017	374	↑
Quarter ending June 2017	422	↑
Quarter ending September 2017	540	↑
Quarter ending December 2017	824	↑
<b>Variance since December 2016</b>	<b>243.3%</b>	<b>↑</b>



### ACTIVITY



Month	Adjusted Scheduled Activity (UDA)	
	2017	2018
April	0	34
May	17	86
June	33	119
July	33	298
August	128	377
September	128	534
October	239	811
November	271	1,019
December	436	1,241
January	503	
February	558	
March	728	
April	737	
May	743	
June	743	

### QUALITY

	Quantity	Base Number	Contract	AT	Region	England
% of FP17s for the same patient ID Re-attending within 3 months - Children	12	527	2.3%	12.4%	12.9%	12.0%
% of FP17s for the same patient ID Re-attending within 3 months - Adults	29	435	6.7%	16.8%	16.5%	15.9%
% of FP17s for the same patient ID Re-attending between 3 & 9 months - Children	80	527	15.2%	57.3%	59.6%	58.0%
% of FP17s for the same patient ID Re-attending between 3 & 9 months - Adults	139	435	32.0%	50.6%	52.8%	50.5%
% of FP17s for Band 1 Urgent Courses	52	933	5.6%	10.2%	9.1%	9.0%
% of FP17s Relating to Free Repair or Replacements	0	933	0.0%	0.9%	1.0%	0.8%
% of FP17s Relating to Continuations	0	933	0.0%	1.0%	1.2%	1.1%
% of Patients satisfied with the dentistry they have received	0	0	N/A	91.8%	91.6%	91.5%
% of Patients satisfied with the time they had to wait for an appointment	0	0	N/A	88.2%	88.3%	87.9%

\* This is based on patients treated on this contract for their most recent course of treatment. Figures in italics indicate the base number of FP17s or Patient Questionnaire responses are less than 100. N/A is shown where the base number of responses is less than 10 during the period. % is calculated as Quantity/Base number\*100

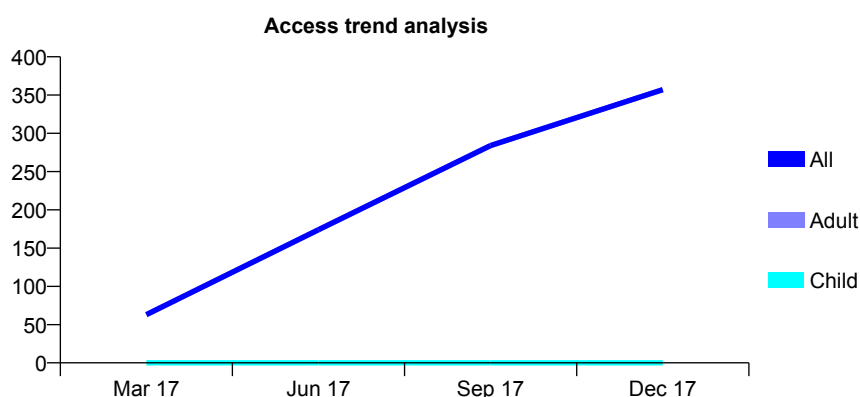
## Q46 - Vital Signs At a Glance Contract Report for 100068/0000 - December 2017

Name or company name	ALWHCT
Contract type name	PDS Contract
Purpose of contract	General
Contract start date	01/04/2015
Contract end date	31/03/2018

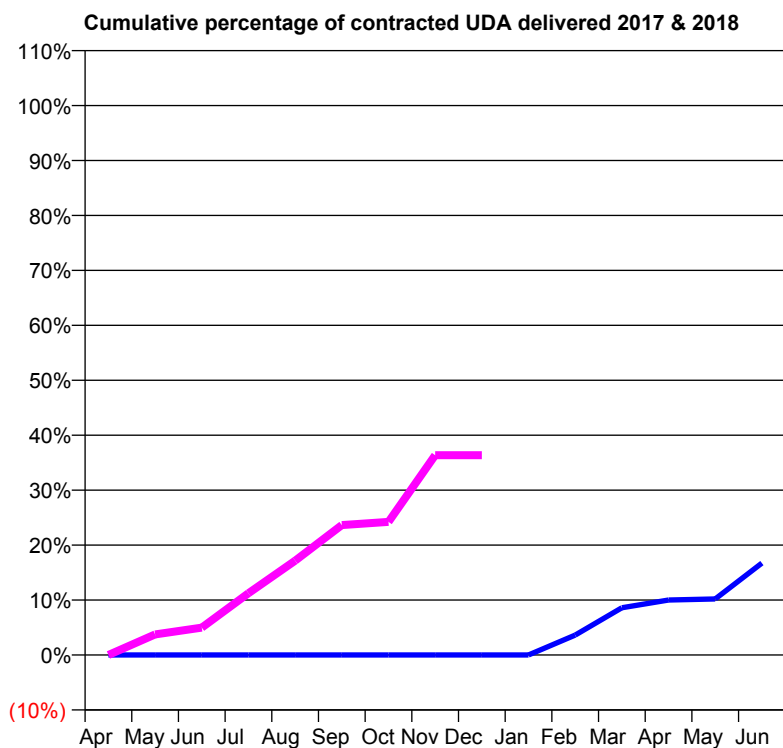
17/18 Contracted general activity (UDA)	2,070
Carry forward general activity (UDA)	0
17/18 Contracted orthodontic activity (UOA)	0
Carry forward orthodontic activity (UOA)	0
Baseline contract value	£0.00

### ACCESS\*

Patients seen in 24 months	Total	Change since previous quarter
Quarter ending December 2016	0	
Quarter ending March 2017	63	
Quarter ending June 2017	174	↑
Quarter ending September 2017	284	↑
Quarter ending December 2017	357	↑
Variance since December 2016	N/A	



### ACTIVITY



Month	Adjusted Scheduled Activity (UDA)	
	2017	2018
April	0	0
May	0	78
June	0	103
July	0	233
August	0	355
September	0	489
October	0	502
November	0	753
December	0	753
January	0	
February	75	
March	178	
April	207	
May	211	
June	347	

### QUALITY

	Quantity	Base Number	Contract	AT	Region	England
% of FP17s for the same patient ID Re-attending within 3 months - Children	0	0	N/A	12.4%	12.9%	12.0%
% of FP17s for the same patient ID Re-attending within 3 months - Adults	31	399	7.8%	16.8%	16.5%	15.9%
% of FP17s for the same patient ID Re-attending between 3 & 9 months - Children	0	0	N/A	57.3%	59.6%	58.0%
% of FP17s for the same patient ID Re-attending between 3 & 9 months - Adults	11	399	2.8%	50.6%	52.8%	50.5%
% of FP17s for Band 1 Urgent Courses	93	308	30.2%	10.2%	9.1%	9.0%
% of FP17s Relating to Free Repair or Replacements	0	308	0.0%	0.9%	1.0%	0.8%
% of FP17s Relating to Continuations	0	308	0.0%	1.0%	1.2%	1.1%
% of Patients satisfied with the dentistry they have received	0	0	N/A	91.8%	91.6%	91.5%
% of Patients satisfied with the time they had to wait for an appointment	0	0	N/A	88.2%	88.3%	87.9%

\* This is based on patients treated on this contract for their most recent course of treatment. Figures in italics indicate the base number of FP17s or Patient Questionnaire responses are less than 100. N/A is shown where the base number of responses is less than 10 during the period. % is calculated as Quantity/Base number\*100

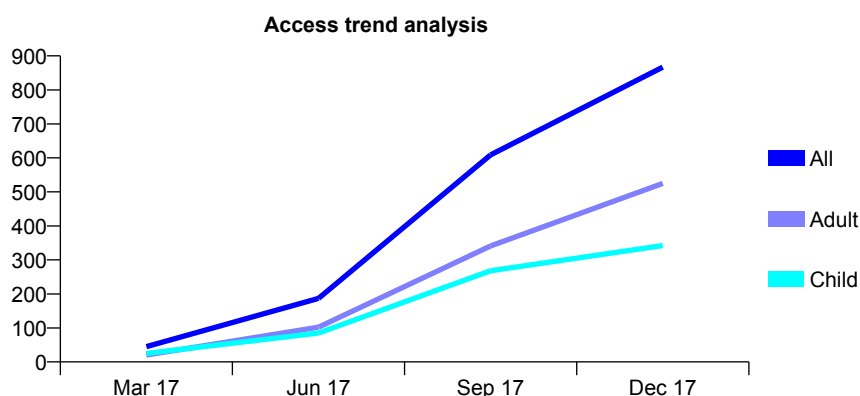
## Q46 - Vital Signs At a Glance Contract Report for 100069/0000 - December 2017

Name or company name	ALWHCT
Contract type name	PDS Contract
Purpose of contract	General
Contract start date	01/04/2016
Contract end date	31/03/2018

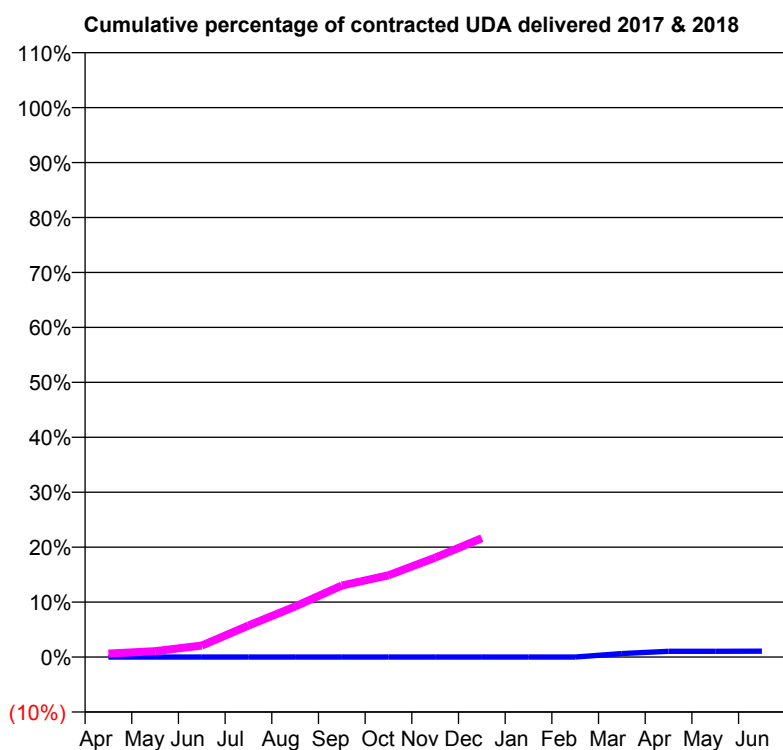
17/18 Contracted general activity (UDA)	7,000
Carry forward general activity (UDA)	0
17/18 Contracted orthodontic activity (UOA)	0
Carry forward orthodontic activity (UOA)	0
Baseline contract value	£0.00

### ACCESS\*

Patients seen in 24 months	Total	Change since previous quarter
Quarter ending December 2016	0	
Quarter ending March 2017	45	
Quarter ending June 2017	187	↑
Quarter ending September 2017	609	↑
Quarter ending December 2017	867	↑
<b>Variance since December 2016</b>	N/A	



### ACTIVITY



Month	Adjusted Scheduled Activity (UDA)	
	2017	2018
April	0	44
May	0	76
June	0	146
July	0	401
August	0	645
September	0	911
October	0	1,042
November	0	1,267
December	0	1,515
January	0	
February	0	
March	45	
April	73	
May	73	
June	76	

### QUALITY

	Quantity	Base Number	Contract	AT	Region	England
% of FP17s for the same patient ID Re-attending within 3 months - Children	35	517	6.8%	12.4%	12.9%	12.0%
% of FP17s for the same patient ID Re-attending within 3 months - Adults	39	600	6.5%	16.8%	16.5%	15.9%
% of FP17s for the same patient ID Re-attending between 3 & 9 months - Children	54	517	10.4%	57.3%	59.6%	58.0%
% of FP17s for the same patient ID Re-attending between 3 & 9 months - Adults	40	600	6.7%	50.6%	52.8%	50.5%
% of FP17s for Band 1 Urgent Courses	39	1,068	3.7%	10.2%	9.1%	9.0%
% of FP17s Relating to Free Repair or Replacements	0	1,068	0.0%	0.9%	1.0%	0.8%
% of FP17s Relating to Continuations	0	1,068	0.0%	1.0%	1.2%	1.1%
% of Patients satisfied with the dentistry they have received	1	1	N/A	91.8%	91.6%	91.5%
% of Patients satisfied with the time they had to wait for an appointment	1	1	N/A	88.2%	88.3%	87.9%

\* This is based on patients treated on this contract for their most recent course of treatment. Figures in italics indicate the base number of FP17s or Patient Questionnaire responses are less than 100. N/A is shown where the base number of responses is less than 10 during the period. % is calculated as Quantity/Base number\*100



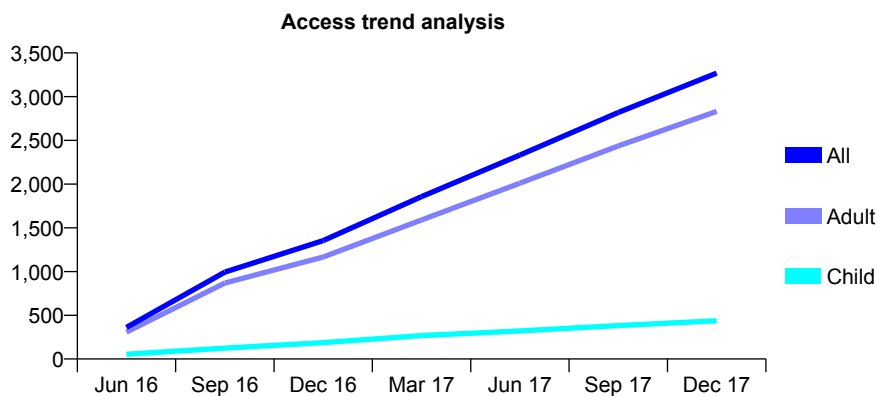
## Q46 - Vital Signs At a Glance Contract Report for 100134/0000 - December 2017

Name or company name	REVIVE DENTAL CARE LIMITED
Contract type name	GDS Contract
Purpose of contract	General
Contract start date	01/04/2016
Contract end date	

17/18 Contracted general activity (UDA)	4,591
Carry forward general activity (UDA)	0
17/18 Contracted orthodontic activity (UOA)	0
Carry forward orthodontic activity (UOA)	0
Baseline contract value	£254,619.95

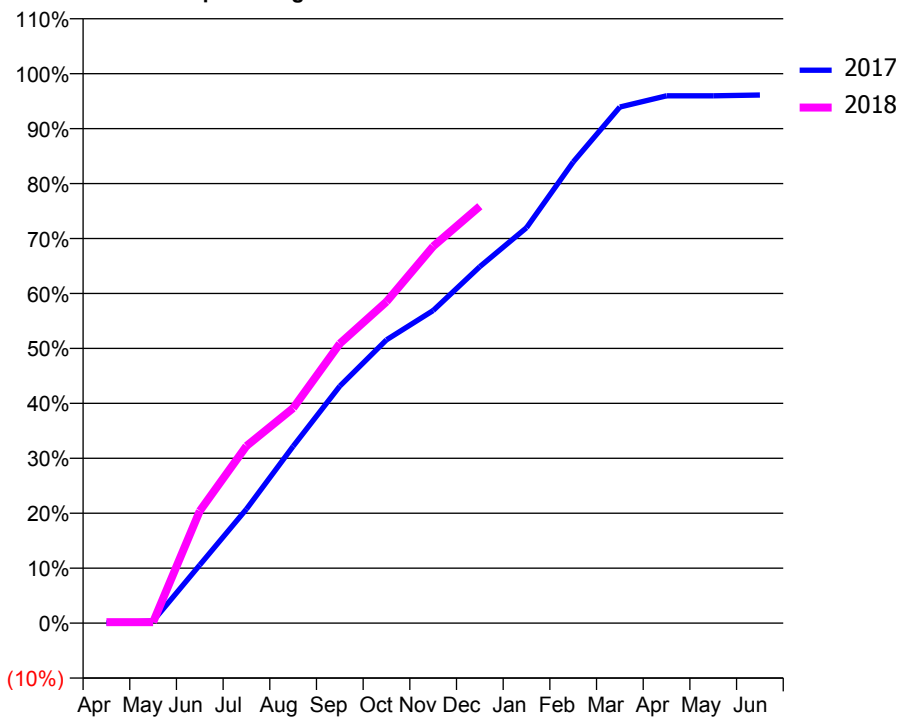
### ACCESS\*

Patients seen in 24 months	Total	Change since previous quarter
Quarter ending December 2016	1,353	
Quarter ending March 2017	1,857	↑
Quarter ending June 2017	2,332	↑
Quarter ending September 2017	2,819	↑
Quarter ending December 2017	3,269	↑
<b>Variance since December 2016</b>	<b>141.6%</b>	<b>↑</b>



### ACTIVITY

Cumulative percentage of contracted UDA delivered 2017 & 2018



Month	Adjusted Scheduled Activity (UDA)	
	2017	2018
April	0	8
May	18	8
June	487	938
July	953	1,480
August	1,478	1,797
September	1,980	2,336
October	2,367	2,685
November	2,612	3,148
December	2,979	3,483
January	3,304	
February	3,853	
March	4,312	
April	4,405	
May	4,405	
June	4,413	

### QUALITY

	Quantity	Base Number	Contract	AT	Region	England
% of FP17s for the same patient ID Re-attending within 3 months - Children	13	454	2.9%	12.4%	12.9%	12.0%
% of FP17s for the same patient ID Re-attending within 3 months - Adults	79	2,567	3.1%	16.8%	16.5%	15.9%
% of FP17s for the same patient ID Re-attending between 3 & 9 months - Children	5	454	1.1%	57.3%	59.6%	58.0%
% of FP17s for the same patient ID Re-attending between 3 & 9 months - Adults	43	2,567	1.7%	50.6%	52.8%	50.5%
% of FP17s for Band 1 Urgent Courses	2,919	2,934	99.5%	10.2%	9.1%	9.0%
% of FP17s Relating to Free Repair or Replacements	0	2,934	0.0%	0.9%	1.0%	0.8%
% of FP17s Relating to Continuations	0	2,934	0.0%	1.0%	1.2%	1.1%
% of Patients satisfied with the dentistry they have received	4	5	N/A	91.8%	91.6%	91.5%
% of Patients satisfied with the time they had to wait for an appointment	3	5	N/A	88.2%	88.3%	87.9%

\* This is based on patients treated on this contract for their most recent course of treatment. Figures in italics indicate the base number of FP17s or Patient Questionnaire responses are less than 100. N/A is shown where the base number of responses is less than 10 during the period. % is calculated as Quantity/Base number\*100

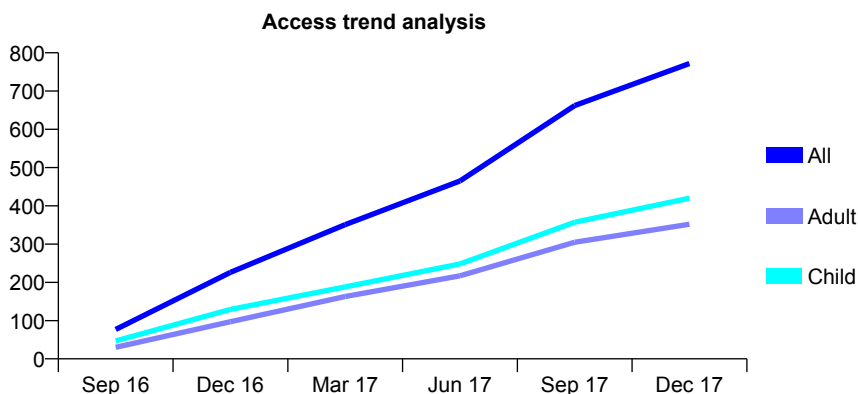
## Q46 - Vital Signs At a Glance Contract Report for 100137/0000 - December 2017

Name or company name	ALWHCT
Contract type name	PDS Contract
Purpose of contract	General
Contract start date	01/04/2016
Contract end date	31/03/2018

17/18 Contracted general activity (UDA)	3,967
Carry forward general activity (UDA)	0
17/18 Contracted orthodontic activity (UOA)	0
Carry forward orthodontic activity (UOA)	0
Baseline contract value	£3.06

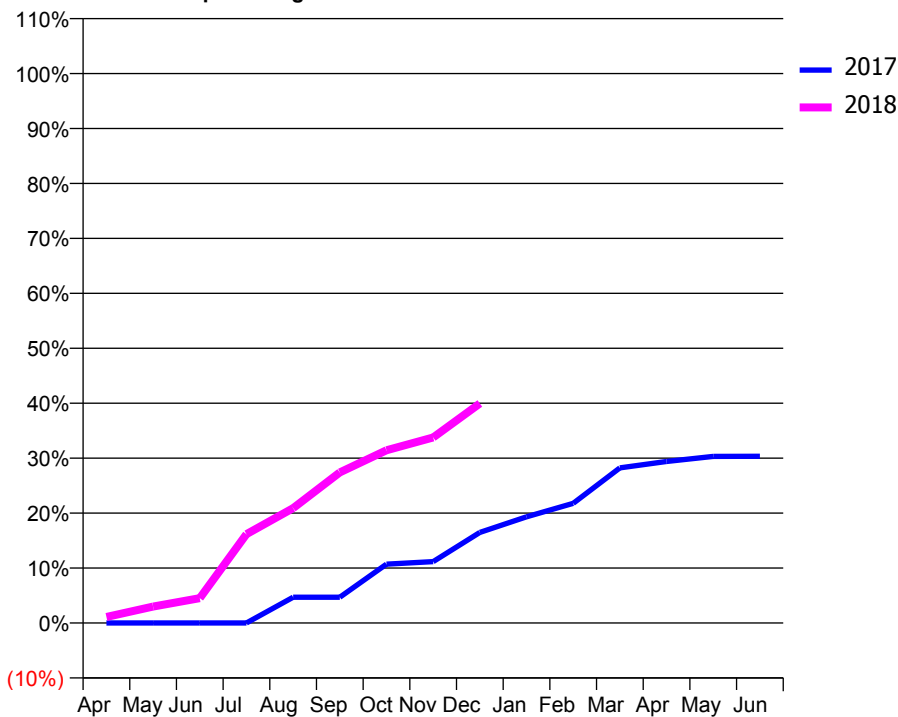
### ACCESS\*

Patients seen in 24 months	Total	Change since previous quarter
Quarter ending December 2016	226	
Quarter ending March 2017	351	↑
Quarter ending June 2017	465	↑
Quarter ending September 2017	662	↑
Quarter ending December 2017	772	↑
<b>Variance since December 2016</b>	<b>241.6%</b>	<b>↑</b>



### ACTIVITY

Cumulative percentage of contracted UDA delivered 2017 & 2018



Month	Adjusted Scheduled Activity (UDA)	
	2017	2018
April	0	44
May	0	119
June	0	180
July	0	642
August	186	830
September	186	1,087
October	425	1,247
November	443	1,339
December	655	1,585
January	766	
February	864	
March	1,120	
April	1,166	
May	1,203	
June	1,204	

### QUALITY

	Quantity	Base Number	Contract	AT	Region	England
% of FP17s for the same patient ID Re-attending within 3 months - Children	41	670	6.1%	12.4%	12.9%	12.0%
% of FP17s for the same patient ID Re-attending within 3 months - Adults	26	325	8.0%	16.8%	16.5%	15.9%
% of FP17s for the same patient ID Re-attending between 3 & 9 months - Children	134	670	20.0%	57.3%	59.6%	58.0%
% of FP17s for the same patient ID Re-attending between 3 & 9 months - Adults	75	325	23.1%	50.6%	52.8%	50.5%
% of FP17s for Band 1 Urgent Courses	51	908	5.6%	10.2%	9.1%	9.0%
% of FP17s Relating to Free Repair or Replacements	1	908	0.1%	0.9%	1.0%	0.8%
% of FP17s Relating to Continuations	0	908	0.0%	1.0%	1.2%	1.1%
% of Patients satisfied with the dentistry they have received	0	0	N/A	91.8%	91.6%	91.5%
% of Patients satisfied with the time they had to wait for an appointment	0	0	N/A	88.2%	88.3%	87.9%

\* This is based on patients treated on this contract for their most recent course of treatment. Figures in italics indicate the base number of FP17s or Patient Questionnaire responses are less than 100. N/A is shown where the base number of responses is less than 10 during the period. % is calculated as Quantity/Base number\*100

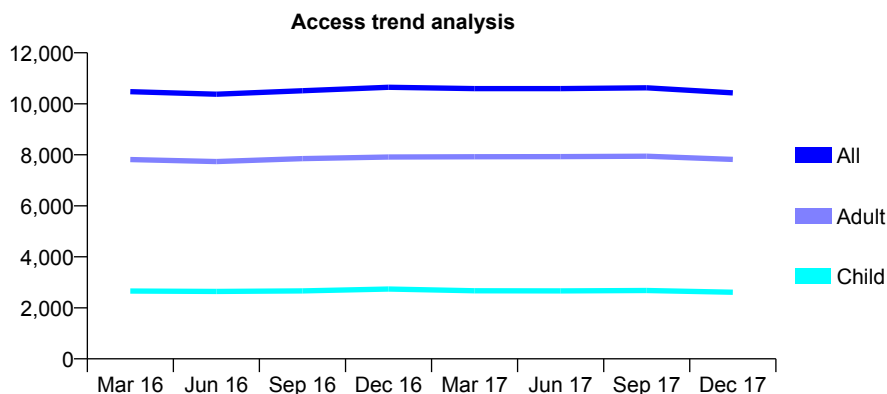
## Q46 - Vital Signs At a Glance Contract Report for 101281/0068 - December 2017

Name or company name	OASIS DENTAL CARE LTD
Contract type name	GDS Contract
Purpose of contract	General
Contract start date	01/04/2006
Contract end date	

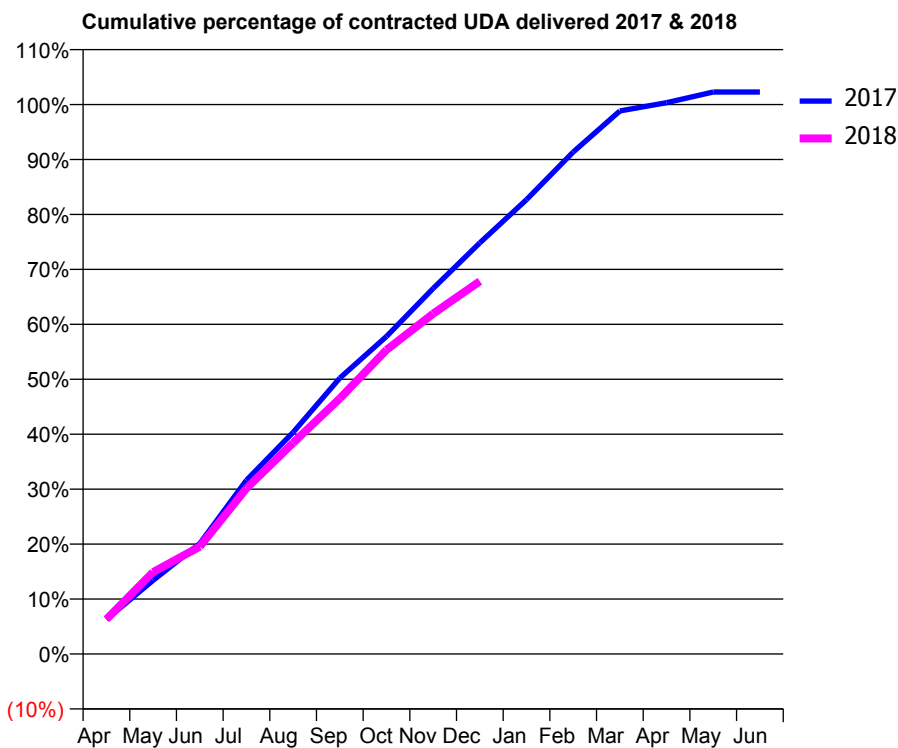
17/18 Contracted general activity (UDA)	34,022
Carry forward general activity (UDA)	-680
17/18 Contracted orthodontic activity (UOA)	0
Carry forward orthodontic activity (UOA)	0
Baseline contract value	£850,872.12

### ACCESS\*

Patients seen in 24 months	Total	Change since previous quarter
Quarter ending December 2016	10,647	
Quarter ending March 2017	10,595	→
Quarter ending June 2017	10,597	→
Quarter ending September 2017	10,626	→
Quarter ending December 2017	10,430	↓
<b>Variance since December 2016</b>	<b>(2.0%)</b>	<b>↓</b>



### ACTIVITY



Month	Adjusted Scheduled Activity (UDA)	
	2017	2018
April	2,141	2,148
May	4,559	5,071
June	6,838	6,651
July	10,762	10,257
August	13,727	13,074
September	17,090	15,822
October	19,660	18,826
November	22,637	21,076
December	25,460	23,084
January	28,133	
February	31,077	
March	33,621	
April	34,132	
May	34,797	
June	34,799	

### QUALITY

	Quantity	Base Number	Contract	AT	Region	England
% of FP17s for the same patient ID Re-attending within 3 months - Children	445	3,306	13.5%	12.4%	12.9%	12.0%
% of FP17s for the same patient ID Re-attending within 3 months - Adults	1,260	8,190	15.4%	16.8%	16.5%	15.9%
% of FP17s for the same patient ID Re-attending between 3 & 9 months - Children	2,137	3,306	64.6%	57.3%	59.6%	58.0%
% of FP17s for the same patient ID Re-attending between 3 & 9 months - Adults	4,583	8,190	56.0%	50.6%	52.8%	50.5%
% of FP17s for Band 1 Urgent Courses	740	10,868	6.8%	10.2%	9.1%	9.0%
% of FP17s Relating to Free Repair or Replacements	119	10,868	1.1%	0.9%	1.0%	0.8%
% of FP17s Relating to Continuations	236	10,868	2.2%	1.0%	1.2%	1.1%
% of Patients satisfied with the dentistry they have received	13	15	86.7%	91.8%	91.6%	91.5%
% of Patients satisfied with the time they had to wait for an appointment	14	15	93.3%	88.2%	88.3%	87.9%

\* This is based on patients treated on this contract for their most recent course of treatment. Figures in italics indicate the base number of FP17s or Patient Questionnaire responses are less than 100. N/A is shown where the base number of responses is less than 10 during the period. % is calculated as Quantity/Base number\*100

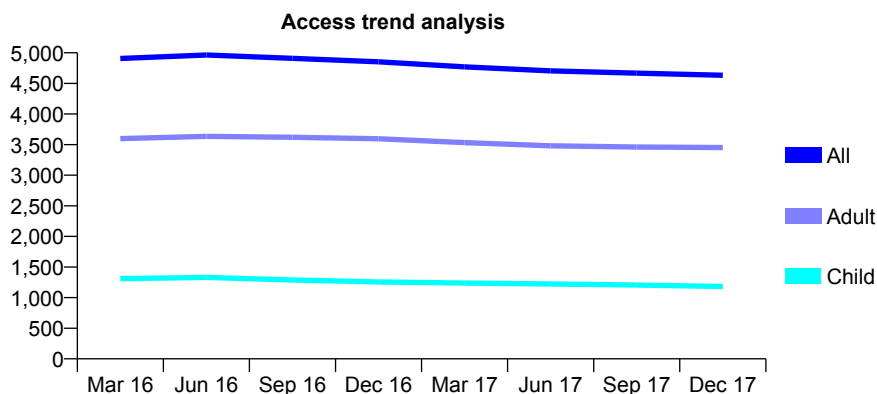
## Q46 - Vital Signs At a Glance Contract Report for 101281/0084 - December 2017

Name or company name	OASIS DENTAL CARE LTD
Contract type name	GDS Contract
Purpose of contract	General
Contract start date	01/04/2006
Contract end date	

17/18 Contracted general activity (UDA)	18,625
Carry forward general activity (UDA)	-372
17/18 Contracted orthodontic activity (UOA)	0
Carry forward orthodontic activity (UOA)	0
Baseline contract value	£510,785.49

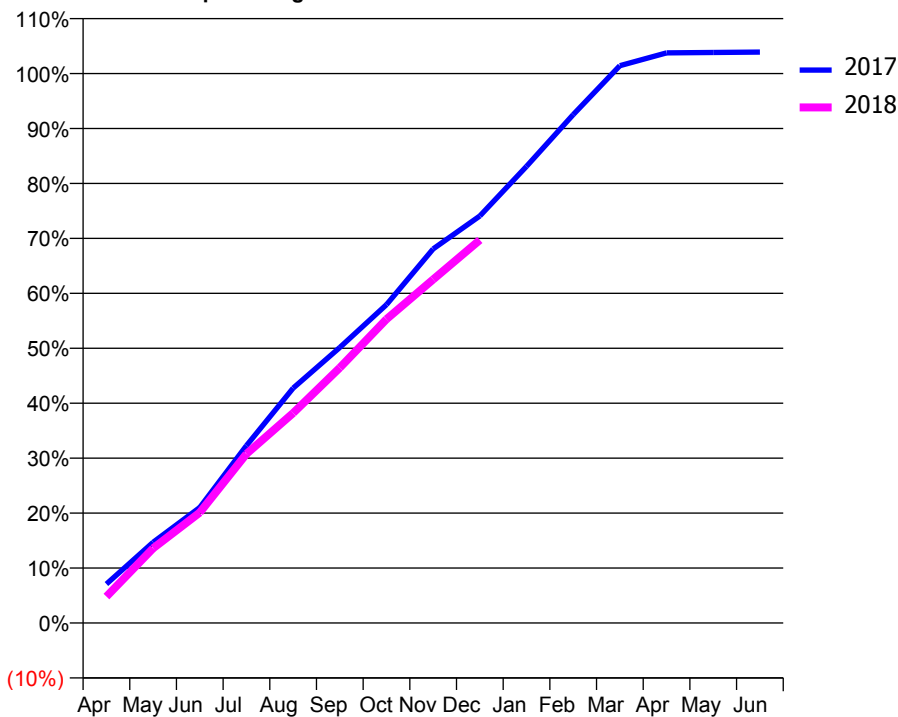
### ACCESS\*

Patients seen in 24 months	Total	Change since previous quarter
Quarter ending December 2016	4,852	
Quarter ending March 2017	4,771	↓
Quarter ending June 2017	4,704	↓
Quarter ending September 2017	4,667	→
Quarter ending December 2017	4,633	→
<b>Variance since December 2016</b>	<b>(4.5%)</b>	<b>↓</b>



### ACTIVITY

Cumulative percentage of contracted UDA delivered 2017 & 2018



Month	Adjusted Scheduled Activity (UDA)	
	2017	2018
April	1,320	895
May	2,735	2,534
June	3,918	3,743
July	6,013	5,732
August	7,961	7,117
September	9,340	8,654
October	10,789	10,298
November	12,681	11,643
December	13,796	12,983
January	15,478	
February	17,231	
March	18,892	
April	19,324	
May	19,338	
June	19,353	

### QUALITY

	Quantity	Base Number	Contract	AT	Region	England
% of FP17s for the same patient ID Re-attending within 3 months - Children	138	1,466	9.4%	12.4%	12.9%	12.0%
% of FP17s for the same patient ID Re-attending within 3 months - Adults	590	3,838	15.4%	16.8%	16.5%	15.9%
% of FP17s for the same patient ID Re-attending between 3 & 9 months - Children	1,002	1,466	68.3%	57.3%	59.6%	58.0%
% of FP17s for the same patient ID Re-attending between 3 & 9 months - Adults	2,129	3,838	55.5%	50.6%	52.8%	50.5%
% of FP17s for Band 1 Urgent Courses	275	5,158	5.3%	10.2%	9.1%	9.0%
% of FP17s Relating to Free Repair or Replacements	40	5,158	0.8%	0.9%	1.0%	0.8%
% of FP17s Relating to Continuations	182	5,158	3.5%	1.0%	1.2%	1.1%
% of Patients satisfied with the dentistry they have received	3	3	N/A	91.8%	91.6%	91.5%
% of Patients satisfied with the time they had to wait for an appointment	2	3	N/A	88.2%	88.3%	87.9%

\* This is based on patients treated on this contract for their most recent course of treatment. Figures in italics indicate the base number of FP17s or Patient Questionnaire responses are less than 100. N/A is shown where the base number of responses is less than 10 during the period. % is calculated as Quantity/Base number\*100

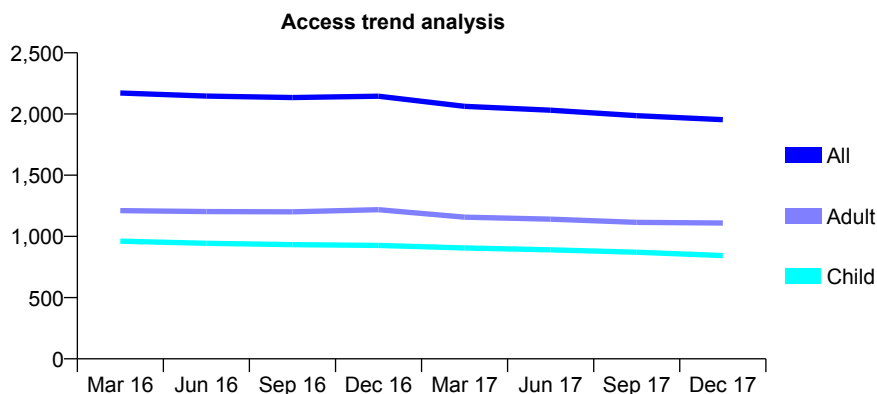
## Q46 - Vital Signs At a Glance Contract Report for 101281/0087 - December 2017

Name or company name	OASIS DENTAL CARE LTD
Contract type name	GDS Contract
Purpose of contract	General
Contract start date	01/04/2006
Contract end date	

17/18 Contracted general activity (UDA)	5,197
Carry forward general activity (UDA)	-98
17/18 Contracted orthodontic activity (UOA)	0
Carry forward orthodontic activity (UOA)	0
Baseline contract value	£114,104.81

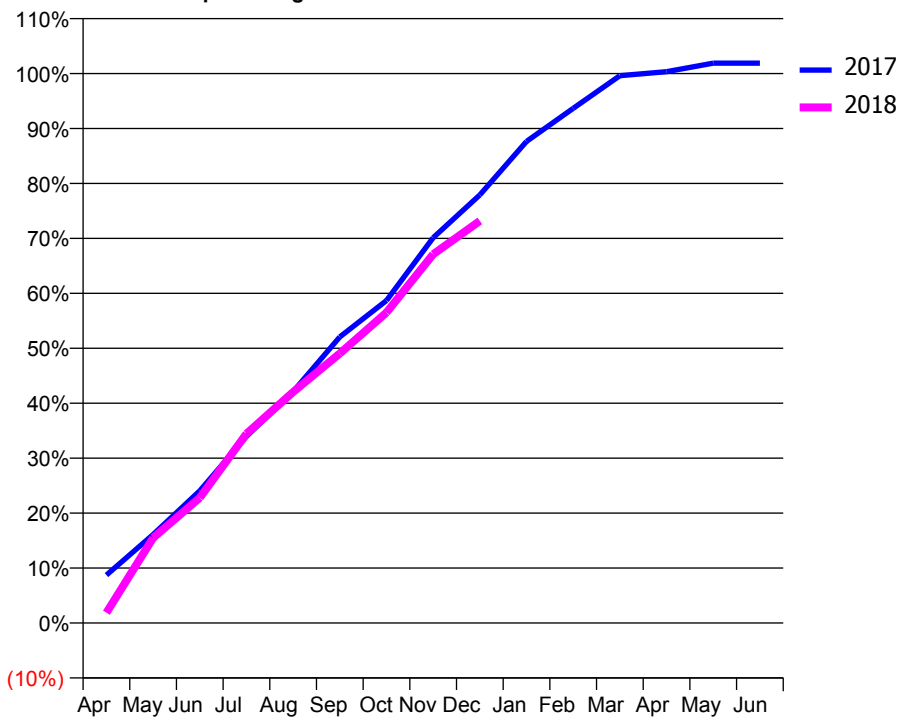
### ACCESS\*

Patients seen in 24 months	Total	Change since previous quarter
Quarter ending December 2016	2,145	
Quarter ending March 2017	2,063	↓
Quarter ending June 2017	2,031	↓
Quarter ending September 2017	1,986	↓
Quarter ending December 2017	1,954	↓
<b>Variance since December 2016</b>	<b>(8.9%)</b>	<b>↓</b>



### ACTIVITY

**Cumulative percentage of contracted UDA delivered 2017 & 2018**



Month	Adjusted Scheduled Activity (UDA)	
	2017	2018
April	453	98
May	837	806
June	1,250	1,185
July	1,764	1,790
August	2,189	2,185
September	2,706	2,550
October	3,050	2,937
November	3,644	3,487
December	4,049	3,803
January	4,555	
February	4,867	
March	5,177	
April	5,214	
May	5,295	
June	5,295	

### QUALITY

	Quantity	Base Number	Contract	AT	Region	England
% of FP17s for the same patient ID Re-attending within 3 months - Children	86	1,140	7.5%	12.4%	12.9%	12.0%
% of FP17s for the same patient ID Re-attending within 3 months - Adults	237	1,239	19.1%	16.8%	16.5%	15.9%
% of FP17s for the same patient ID Re-attending between 3 & 9 months - Children	753	1,140	66.1%	57.3%	59.6%	58.0%
% of FP17s for the same patient ID Re-attending between 3 & 9 months - Adults	684	1,239	55.2%	50.6%	52.8%	50.5%
% of FP17s for Band 1 Urgent Courses	35	2,313	1.5%	10.2%	9.1%	9.0%
% of FP17s Relating to Free Repair or Replacements	14	2,313	0.6%	0.9%	1.0%	0.8%
% of FP17s Relating to Continuations	118	2,313	5.1%	1.0%	1.2%	1.1%
% of Patients satisfied with the dentistry they have received	0	0	N/A	91.8%	91.6%	91.5%
% of Patients satisfied with the time they had to wait for an appointment	0	0	N/A	88.2%	88.3%	87.9%

\* This is based on patients treated on this contract for their most recent course of treatment. Figures in italics indicate the base number of FP17s or Patient Questionnaire responses are less than 100. N/A is shown where the base number of responses is less than 10 during the period. % is calculated as Quantity/Base number\*100

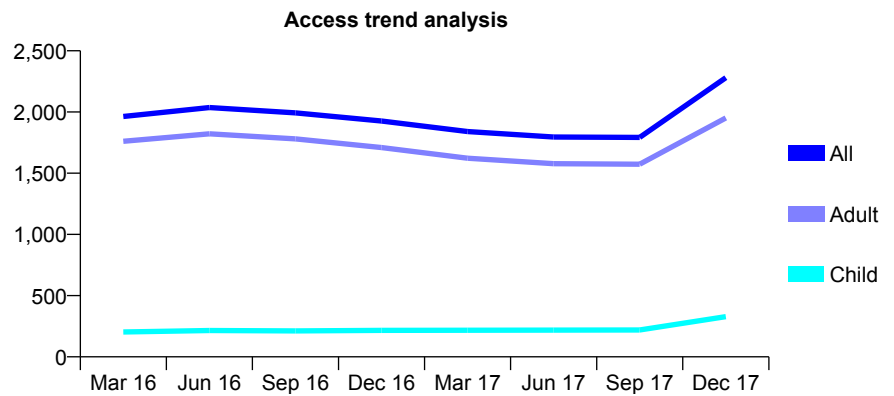
## Q46 - Vital Signs At a Glance Contract Report for 101281/0113 - December 2017

Name or company name	OASIS DENTAL CARE LTD
Contract type name	GDS Contract
Purpose of contract	General
Contract start date	01/04/2006
Contract end date	

17/18 Contracted general activity (UDA)	5,042
Carry forward general activity (UDA)	-101
17/18 Contracted orthodontic activity (UOA)	0
Carry forward orthodontic activity (UOA)	0
Baseline contract value	£123,430.86

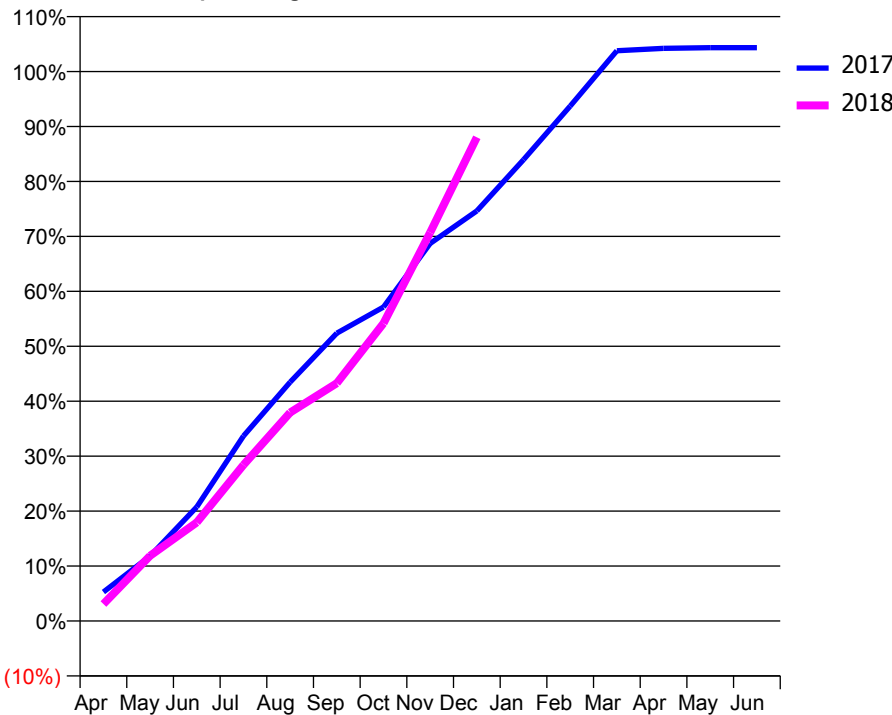
### ACCESS\*

Patients seen in 24 months	Total	Change since previous quarter
Quarter ending December 2016	1,926	
Quarter ending March 2017	1,840	↓
Quarter ending June 2017	1,796	↓
Quarter ending September 2017	1,793	→
Quarter ending December 2017	2,280	↑
<b>Variance since December 2016</b>	<b>18.4%</b>	<b>↑</b>



### ACTIVITY

Cumulative percentage of contracted UDA delivered 2017 & 2018



Month	Adjusted Scheduled Activity (UDA)	
	2017	2018
April	266	157
May	596	599
June	1,047	905
July	1,697	1,432
August	2,192	1,913
September	2,641	2,182
October	2,881	2,731
November	3,465	3,565
December	3,763	4,438
January	4,232	
February	4,725	
March	5,233	
April	5,255	
May	5,261	
June	5,261	

### QUALITY

	Quantity	Base Number	Contract	AT	Region	England
% of FP17s for the same patient ID Re-attending within 3 months - Children	15	315	4.8%	12.4%	12.9%	12.0%
% of FP17s for the same patient ID Re-attending within 3 months - Adults	174	1,837	9.5%	16.8%	16.5%	15.9%
% of FP17s for the same patient ID Re-attending between 3 & 9 months - Children	131	315	41.6%	57.3%	59.6%	58.0%
% of FP17s for the same patient ID Re-attending between 3 & 9 months - Adults	827	1,837	45.0%	50.6%	52.8%	50.5%
% of FP17s for Band 1 Urgent Courses	149	2,131	7.0%	10.2%	9.1%	9.0%
% of FP17s Relating to Free Repair or Replacements	26	2,131	1.2%	0.9%	1.0%	0.8%
% of FP17s Relating to Continuations	0	2,131	0.0%	1.0%	1.2%	1.1%
% of Patients satisfied with the dentistry they have received	0	0	N/A	91.8%	91.6%	91.5%
% of Patients satisfied with the time they had to wait for an appointment	0	0	N/A	88.2%	88.3%	87.9%

\* This is based on patients treated on this contract for their most recent course of treatment. Figures in italics indicate the base number of FP17s or Patient Questionnaire responses are less than 100. N/A is shown where the base number of responses is less than 10 during the period. % is calculated as Quantity/Base number\*100

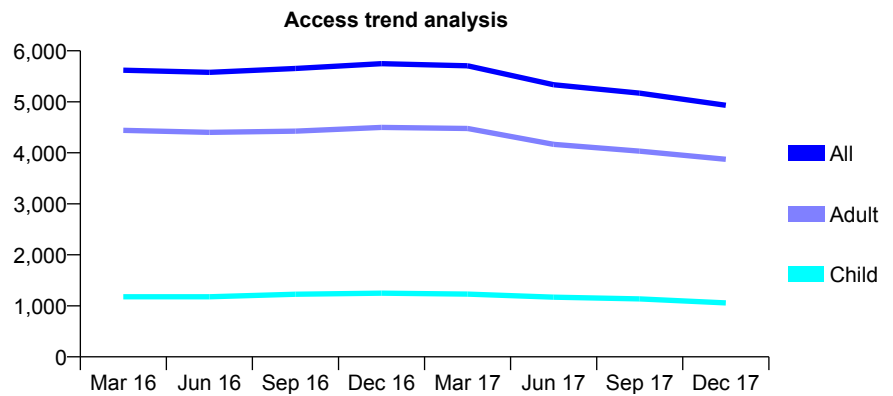
## Q46 - Vital Signs At a Glance Contract Report for 101281/0141 - December 2017

Name or company name	OASIS DENTAL CARE LTD
Contract type name	GDS Contract
Purpose of contract	General
Contract start date	01/04/2006
Contract end date	

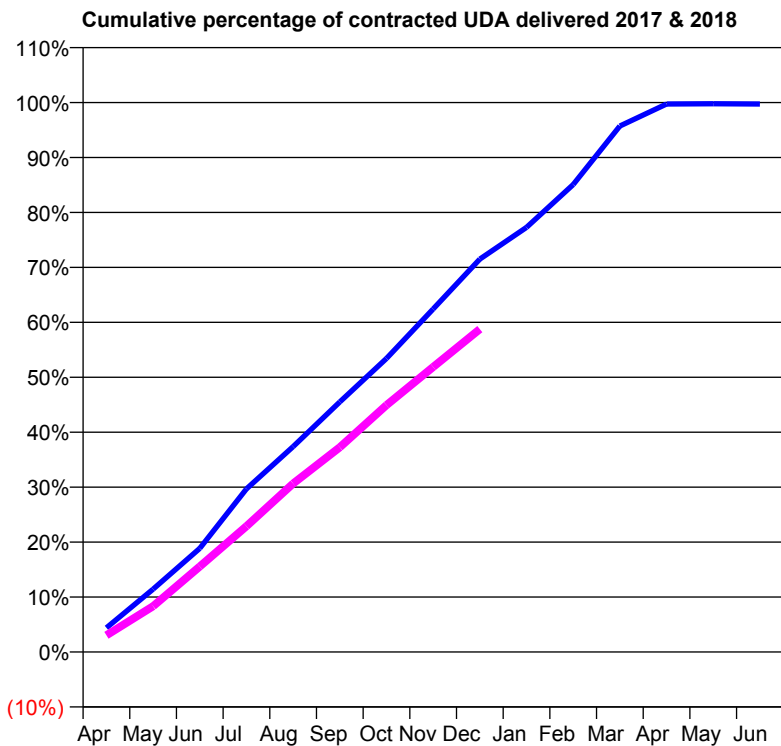
17/18 Contracted general activity (UDA)	20,662
Carry forward general activity (UDA)	56
17/18 Contracted orthodontic activity (UOA)	0
Carry forward orthodontic activity (UOA)	0
Baseline contract value	£538,513.63

### ACCESS\*

Patients seen in 24 months	Total	Change since previous quarter
Quarter ending December 2016	5,748	
Quarter ending March 2017	5,707	→
Quarter ending June 2017	5,335	↓
Quarter ending September 2017	5,169	↓
Quarter ending December 2017	4,931	↓
<b>Variance since December 2016</b>	<b>(14.2%)</b>	<b>↓</b>



### ACTIVITY



Month	Adjusted Scheduled Activity (UDA)	
	2017	2018
April	912	630
May	2,364	1,725
June	3,899	3,217
July	6,136	4,731
August	7,723	6,336
September	9,404	7,697
October	11,037	9,286
November	12,896	10,715
December	14,772	12,139
January	15,965	
February	17,574	
March	19,779	
April	20,603	
May	20,614	
June	20,606	

### QUALITY

	Quantity	Base Number	Contract	AT	Region	England
% of FP17s for the same patient ID Re-attending within 3 months - Children	152	1,344	11.3%	12.4%	12.9%	12.0%
% of FP17s for the same patient ID Re-attending within 3 months - Adults	633	4,332	14.6%	16.8%	16.5%	15.9%
% of FP17s for the same patient ID Re-attending between 3 & 9 months - Children	717	1,344	53.3%	57.3%	59.6%	58.0%
% of FP17s for the same patient ID Re-attending between 3 & 9 months - Adults	2,029	4,332	46.8%	50.6%	52.8%	50.5%
% of FP17s for Band 1 Urgent Courses	716	5,363	13.4%	10.2%	9.1%	9.0%
% of FP17s Relating to Free Repair or Replacements	77	5,363	1.4%	0.9%	1.0%	0.8%
% of FP17s Relating to Continuations	18	5,363	0.3%	1.0%	1.2%	1.1%
% of Patients satisfied with the dentistry they have received	12	15	80.0%	91.8%	91.6%	91.5%
% of Patients satisfied with the time they had to wait for an appointment	13	15	86.7%	88.2%	88.3%	87.9%

\* This is based on patients treated on this contract for their most recent course of treatment. Figures in italics indicate the base number of FP17s or Patient Questionnaire responses are less than 100. N/A is shown where the base number of responses is less than 10 during the period. % is calculated as Quantity/Base number\*100

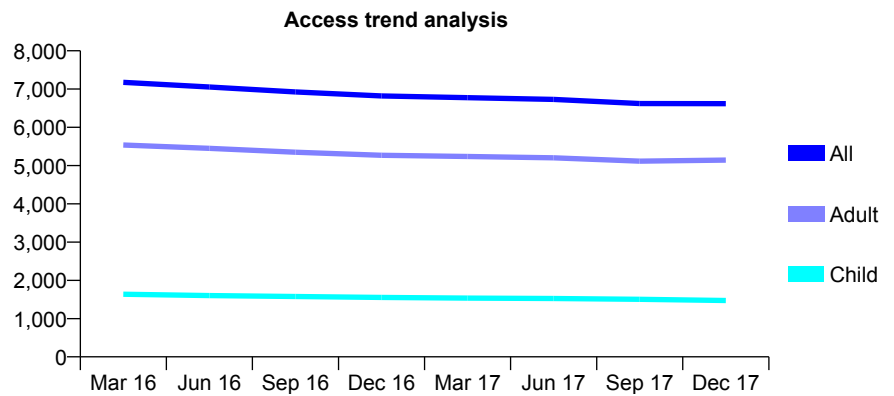
## Q46 - Vital Signs At a Glance Contract Report for 101281/0158 - December 2017

Name or company name	OASIS DENTAL CARE LTD
Contract type name	GDS Contract
Purpose of contract	General
Contract start date	23/05/2006
Contract end date	

17/18 Contracted general activity (UDA)	23,000
Carry forward general activity (UDA)	85
17/18 Contracted orthodontic activity (UOA)	0
Carry forward orthodontic activity (UOA)	0
Baseline contract value	£568,696.91

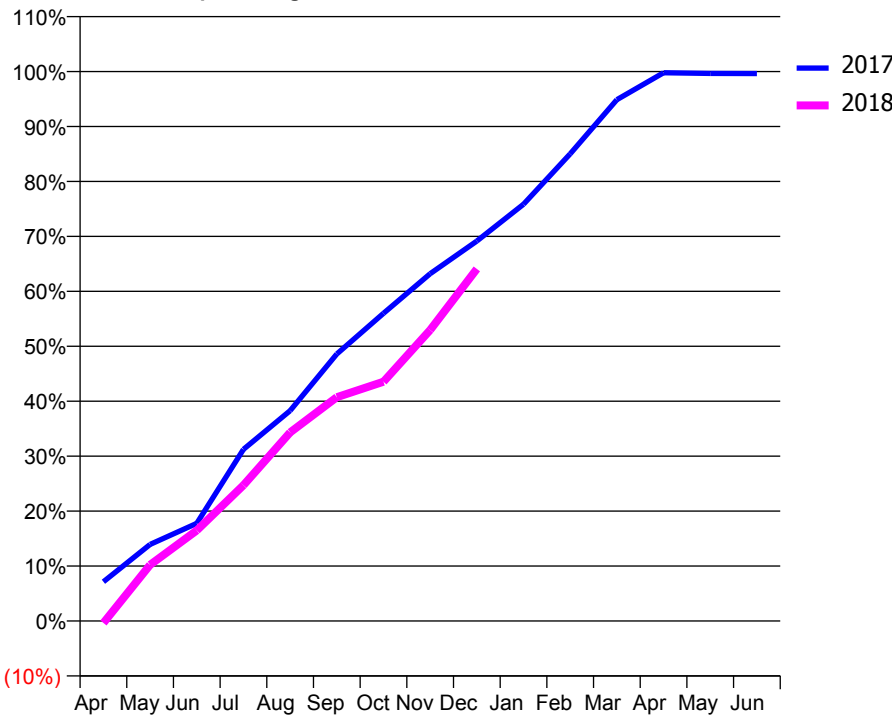
### ACCESS\*

Patients seen in 24 months	Total	Change since previous quarter
Quarter ending December 2016	6,821	
Quarter ending March 2017	6,773	→
Quarter ending June 2017	6,729	→
Quarter ending September 2017	6,620	↓
Quarter ending December 2017	6,619	→
<b>Variance since December 2016</b>	<b>(3.0%)</b>	<b>↓</b>



### ACTIVITY

Cumulative percentage of contracted UDA delivered 2017 & 2018



Month	Adjusted Scheduled Activity (UDA)	
	2017	2018
April	1,643	-85
May	3,206	2,351
June	4,088	3,794
July	7,185	5,686
August	8,803	7,894
September	11,174	9,370
October	12,877	10,016
November	14,536	12,183
December	15,904	14,737
January	17,444	
February	19,554	
March	21,821	
April	22,946	
May	22,919	
June	22,915	

### QUALITY

	Quantity	Base Number	Contract	AT	Region	England
% of FP17s for the same patient ID Re-attending within 3 months - Children	266	2,119	12.6%	12.4%	12.9%	12.0%
% of FP17s for the same patient ID Re-attending within 3 months - Adults	1,097	6,631	16.5%	16.8%	16.5%	15.9%
% of FP17s for the same patient ID Re-attending between 3 & 9 months - Children	1,452	2,119	68.5%	57.3%	59.6%	58.0%
% of FP17s for the same patient ID Re-attending between 3 & 9 months - Adults	4,334	6,631	65.4%	50.6%	52.8%	50.5%
% of FP17s for Band 1 Urgent Courses	654	8,259	7.9%	10.2%	9.1%	9.0%
% of FP17s Relating to Free Repair or Replacements	92	8,259	1.1%	0.9%	1.0%	0.8%
% of FP17s Relating to Continuations	42	8,259	0.5%	1.0%	1.2%	1.1%
% of Patients satisfied with the dentistry they have received	5	5	N/A	91.8%	91.6%	91.5%
% of Patients satisfied with the time they had to wait for an appointment	5	5	N/A	88.2%	88.3%	87.9%

\* This is based on patients treated on this contract for their most recent course of treatment. Figures in italics indicate the base number of FP17s or Patient Questionnaire responses are less than 100. N/A is shown where the base number of responses is less than 10 during the period. % is calculated as Quantity/Base number\*100



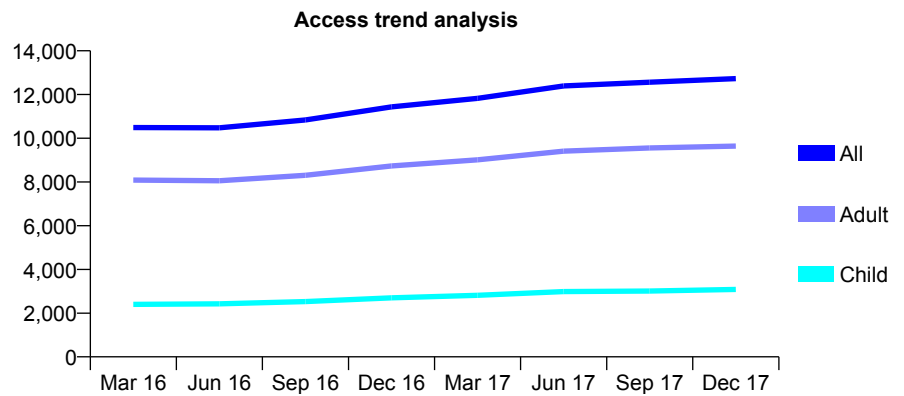
## Q46 - Vital Signs At a Glance Contract Report for 101281/0175 - December 2017

Name or company name	OASIS DENTAL CARE LTD
Contract type name	Pilot Contract
Purpose of contract	General
Contract start date	16/11/2007
Contract end date	

17/18 Contracted general activity (UDA)	40,744
Carry forward general activity (UDA)	0
17/18 Contracted orthodontic activity (UOA)	0
Carry forward orthodontic activity (UOA)	0
Baseline contract value	£1,018,458.17

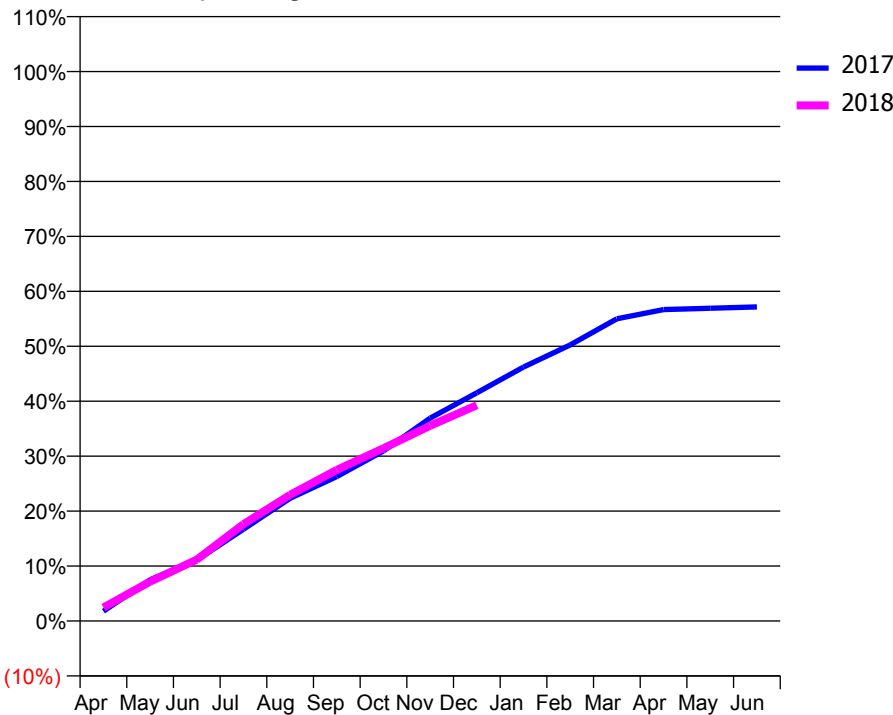
### ACCESS\*

Patients seen in 24 months	Total	Change since previous quarter
Quarter ending December 2016	11,432	
Quarter ending March 2017	11,827	↑
Quarter ending June 2017	12,394	↑
Quarter ending September 2017	12,566	→
Quarter ending December 2017	12,728	→
<b>Variance since December 2016</b>	<b>11.3%</b>	<b>↑</b>



### ACTIVITY

Cumulative percentage of contracted UDA delivered 2017 & 2018



Month	Adjusted Scheduled Activity (UDA)	
	2017	2018
April	724	1,006
May	3,061	2,920
June	4,510	4,551
July	6,804	7,179
August	9,100	9,356
September	10,716	11,208
October	12,615	12,805
November	15,040	14,485
December	16,924	16,007
January	18,833	
February	20,469	
March	22,410	
April	23,096	
May	23,187	
June	23,286	

### QUALITY

	Quantity	Base Number	Contract	AT	Region	England
% of FP17s for the same patient ID Re-attending within 3 months - Children	90	2,247	4.0%	12.4%	12.9%	12.0%
% of FP17s for the same patient ID Re-attending within 3 months - Adults	378	6,114	6.2%	16.8%	16.5%	15.9%
% of FP17s for the same patient ID Re-attending between 3 & 9 months - Children	597	2,247	26.6%	57.3%	59.6%	58.0%
% of FP17s for the same patient ID Re-attending between 3 & 9 months - Adults	1,406	6,114	23.0%	50.6%	52.8%	50.5%
% of FP17s for Band 1 Urgent Courses	876	7,891	11.1%	10.2%	9.1%	9.0%
% of FP17s Relating to Free Repair or Replacements	12	7,891	0.2%	0.9%	1.0%	0.8%
% of FP17s Relating to Continuations	33	7,891	0.4%	1.0%	1.2%	1.1%
% of Patients satisfied with the dentistry they have received	3	4	N/A	91.8%	91.6%	91.5%
% of Patients satisfied with the time they had to wait for an appointment	3	4	N/A	88.2%	88.3%	87.9%

\* This is based on patients treated on this contract for their most recent course of treatment. Figures in italics indicate the base number of FP17s or Patient Questionnaire responses are less than 100. N/A is shown where the base number of responses is less than 10 during the period. % is calculated as Quantity/Base number\*100

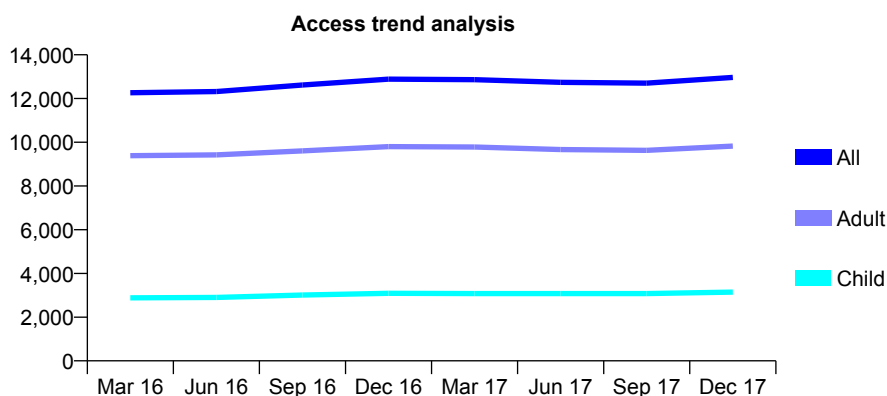
## Q46 - Vital Signs At a Glance Contract Report for 101370/0046 - December 2017

Name or company name	Petrie Tucker and Partners Ltd
Contract type name	GDS Contract
Purpose of contract	General
Contract start date	01/04/2006
Contract end date	

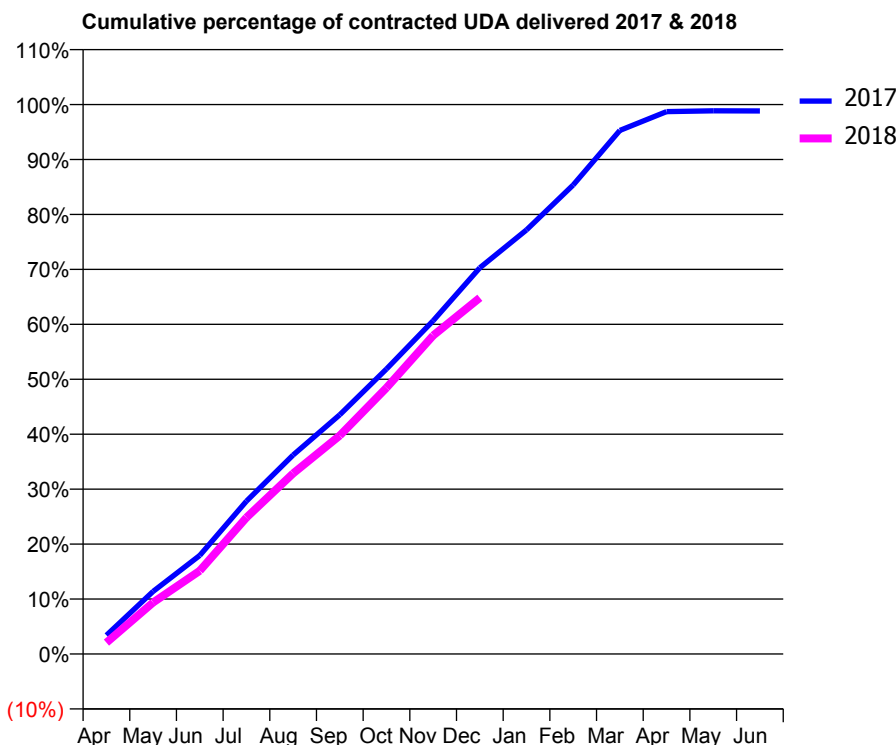
17/18 Contracted general activity (UDA)	39,791
Carry forward general activity (UDA)	471
17/18 Contracted orthodontic activity (UOA)	0
Carry forward orthodontic activity (UOA)	0
Baseline contract value	£1,166,242.40

### ACCESS\*

Patients seen in 24 months	Total	Change since previous quarter
Quarter ending December 2016	12,887	
Quarter ending March 2017	12,862	→
Quarter ending June 2017	12,738	→
Quarter ending September 2017	12,705	→
Quarter ending December 2017	12,965	↑
<b>Variance since December 2016</b>	0.6%	→



### ACTIVITY



Month	Adjusted Scheduled Activity (UDA)	
	2017	2018
April	1,358	822
May	4,529	3,729
June	7,144	6,028
July	11,069	9,879
August	14,414	13,078
September	17,326	15,820
October	20,635	19,283
November	24,139	23,062
December	27,966	25,793
January	30,712	
February	33,970	
March	37,917	
April	39,279	
May	39,329	
June	39,320	

### QUALITY

	Quantity	Base Number	Contract	AT	Region	England
% of FP17s for the same patient ID Re-attending within 3 months - Children	262	3,122	8.4%	12.4%	12.9%	12.0%
% of FP17s for the same patient ID Re-attending within 3 months - Adults	1,234	9,555	12.9%	16.8%	16.5%	15.9%
% of FP17s for the same patient ID Re-attending between 3 & 9 months - Children	1,758	3,122	56.3%	57.3%	59.6%	58.0%
% of FP17s for the same patient ID Re-attending between 3 & 9 months - Adults	5,110	9,555	53.5%	50.6%	52.8%	50.5%
% of FP17s for Band 1 Urgent Courses	977	12,055	8.1%	10.2%	9.1%	9.0%
% of FP17s Relating to Free Repair or Replacements	93	12,055	0.8%	0.9%	1.0%	0.8%
% of FP17s Relating to Continuations	187	12,055	1.6%	1.0%	1.2%	1.1%
% of Patients satisfied with the dentistry they have received	4	4	N/A	91.8%	91.6%	91.5%
% of Patients satisfied with the time they had to wait for an appointment	4	4	N/A	88.2%	88.3%	87.9%

\* This is based on patients treated on this contract for their most recent course of treatment. Figures in italics indicate the base number of FP17s or Patient Questionnaire responses are less than 100. N/A is shown where the base number of responses is less than 10 during the period. % is calculated as Quantity/Base number\*100

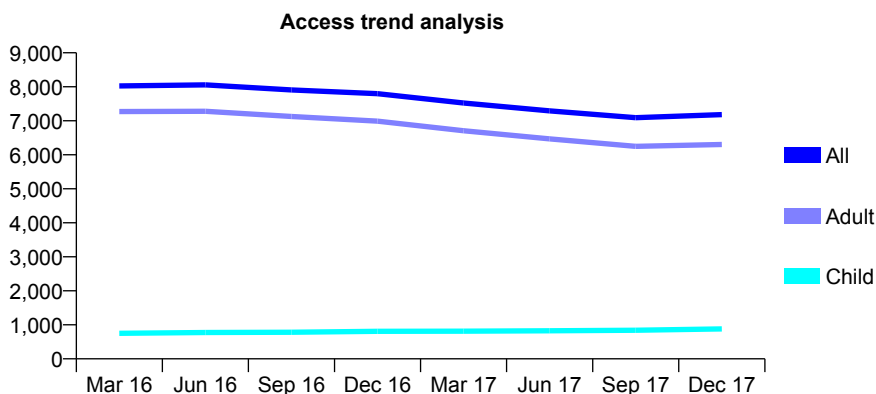
## Q46 - Vital Signs At a Glance Contract Report for 101370/0049 - December 2017

Name or company name	Petrie Tucker and Partners Ltd
Contract type name	GDS Contract
Purpose of contract	General
Contract start date	01/04/2006
Contract end date	

17/18 Contracted general activity (UDA)	18,813
Carry forward general activity (UDA)	618
17/18 Contracted orthodontic activity (UOA)	0
Carry forward orthodontic activity (UOA)	0
Baseline contract value	£518,479.17

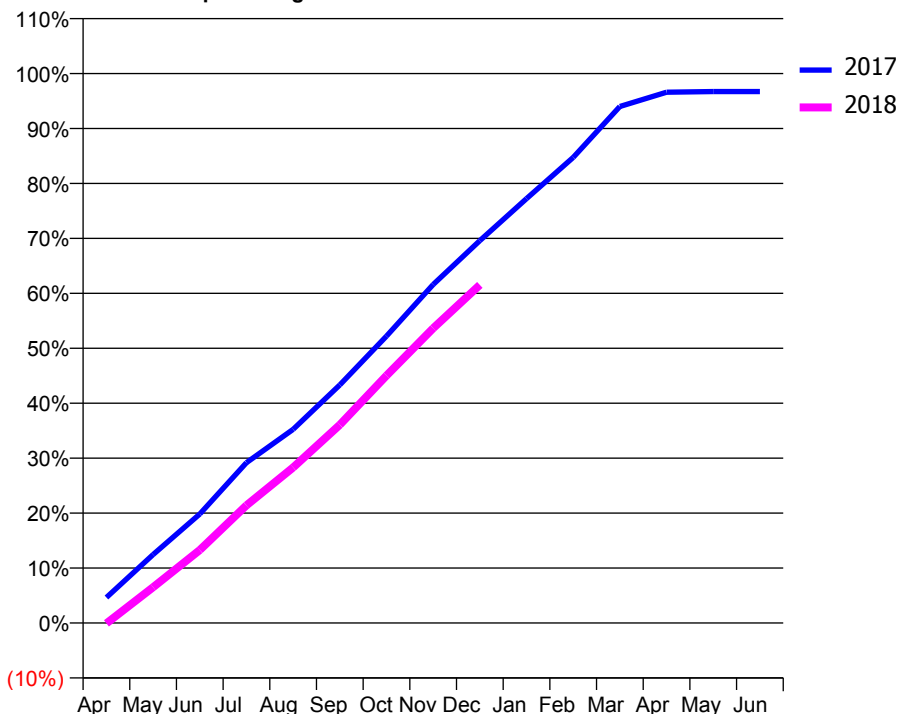
### ACCESS\*

Patients seen in 24 months	Total	Change since previous quarter
Quarter ending December 2016	7,798	
Quarter ending March 2017	7,522	↓
Quarter ending June 2017	7,294	↓
Quarter ending September 2017	7,092	↓
Quarter ending December 2017	7,183	→
<b>Variance since December 2016</b>	<b>(7.9%)</b>	<b>↓</b>



### ACTIVITY

Cumulative percentage of contracted UDA delivered 2017 & 2018



Month	Adjusted Scheduled Activity (UDA)	
	2017	2018
April	873	-18
May	2,343	1,225
June	3,730	2,498
July	5,489	4,030
August	6,633	5,324
September	8,150	6,788
October	9,822	8,473
November	11,590	10,093
December	13,090	11,577
January	14,531	
February	15,941	
March	17,682	
April	18,174	
May	18,196	
June	18,195	

### QUALITY

	Quantity	Base Number	Contract	AT	Region	England
% of FP17s for the same patient ID Re-attending within 3 months - Children	34	818	4.2%	12.4%	12.9%	12.0%
% of FP17s for the same patient ID Re-attending within 3 months - Adults	450	5,040	8.9%	16.8%	16.5%	15.9%
% of FP17s for the same patient ID Re-attending between 3 & 9 months - Children	403	818	49.3%	57.3%	59.6%	58.0%
% of FP17s for the same patient ID Re-attending between 3 & 9 months - Adults	2,034	5,040	40.4%	50.6%	52.8%	50.5%
% of FP17s for Band 1 Urgent Courses	292	5,623	5.2%	10.2%	9.1%	9.0%
% of FP17s Relating to Free Repair or Replacements	25	5,623	0.4%	0.9%	1.0%	0.8%
% of FP17s Relating to Continuations	72	5,623	1.3%	1.0%	1.2%	1.1%
% of Patients satisfied with the dentistry they have received	3	5	N/A	91.8%	91.6%	91.5%
% of Patients satisfied with the time they had to wait for an appointment	3	5	N/A	88.2%	88.3%	87.9%

\* This is based on patients treated on this contract for their most recent course of treatment. Figures in italics indicate the base number of FP17s or Patient Questionnaire responses are less than 100. N/A is shown where the base number of responses is less than 10 during the period. % is calculated as Quantity/Base number\*100

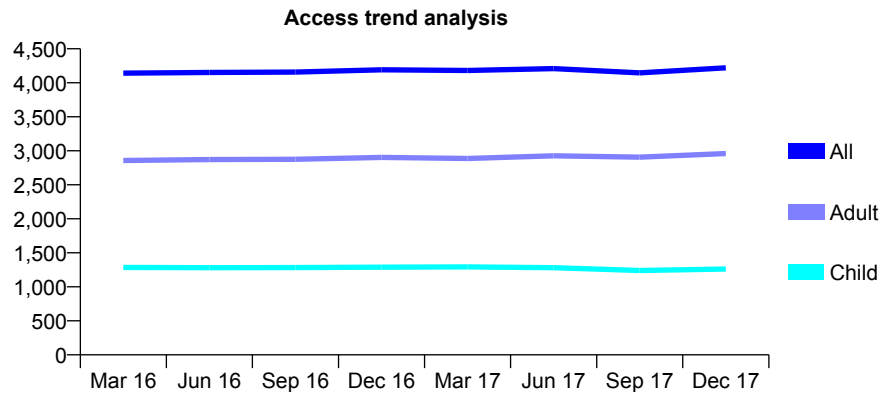
## Q46 - Vital Signs At a Glance Contract Report for 101370/0054 - December 2017

Name or company name	Petrie Tucker and Partners Ltd
Contract type name	GDS Contract
Purpose of contract	General
Contract start date	01/04/2006
Contract end date	

17/18 Contracted general activity (UDA)	12,205
Carry forward general activity (UDA)	57
17/18 Contracted orthodontic activity (UOA)	0
Carry forward orthodontic activity (UOA)	0
Baseline contract value	£343,086.44

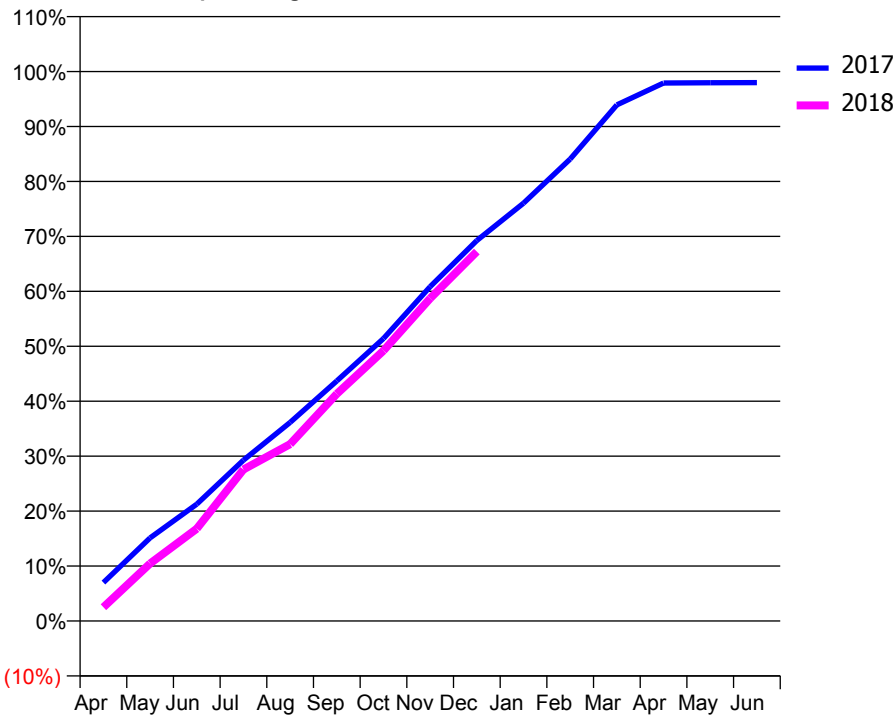
### ACCESS\*

Patients seen in 24 months	Total	Change since previous quarter
Quarter ending December 2016	4,191	
Quarter ending March 2017	4,182	→
Quarter ending June 2017	4,208	→
Quarter ending September 2017	4,146	↓
Quarter ending December 2017	4,220	→
<b>Variance since December 2016</b>	<b>0.7%</b>	<b>→</b>



### ACTIVITY

Cumulative percentage of contracted UDA delivered 2017 & 2018



Month	Adjusted Scheduled Activity (UDA)	
	2017	2018
April	855	307
May	1,846	1,277
June	2,596	2,051
July	3,574	3,367
August	4,411	3,929
September	5,333	5,044
October	6,276	6,006
November	7,426	7,165
December	8,453	8,204
January	9,280	
February	10,262	
March	11,463	
April	11,950	
May	11,955	
June	11,958	

### QUALITY

	Quantity	Base Number	Contract	AT	Region	England
% of FP17s for the same patient ID Re-attending within 3 months - Children	104	1,359	7.7%	12.4%	12.9%	12.0%
% of FP17s for the same patient ID Re-attending within 3 months - Adults	468	3,012	15.5%	16.8%	16.5%	15.9%
% of FP17s for the same patient ID Re-attending between 3 & 9 months - Children	778	1,359	57.2%	57.3%	59.6%	58.0%
% of FP17s for the same patient ID Re-attending between 3 & 9 months - Adults	1,353	3,012	44.9%	50.6%	52.8%	50.5%
% of FP17s for Band 1 Urgent Courses	372	4,160	8.9%	10.2%	9.1%	9.0%
% of FP17s Relating to Free Repair or Replacements	24	4,160	0.6%	0.9%	1.0%	0.8%
% of FP17s Relating to Continuations	133	4,160	3.2%	1.0%	1.2%	1.1%
% of Patients satisfied with the dentistry they have received	2	3	N/A	91.8%	91.6%	91.5%
% of Patients satisfied with the time they had to wait for an appointment	3	3	N/A	88.2%	88.3%	87.9%

\* This is based on patients treated on this contract for their most recent course of treatment. Figures in italics indicate the base number of FP17s or Patient Questionnaire responses are less than 100. N/A is shown where the base number of responses is less than 10 during the period. % is calculated as Quantity/Base number\*100

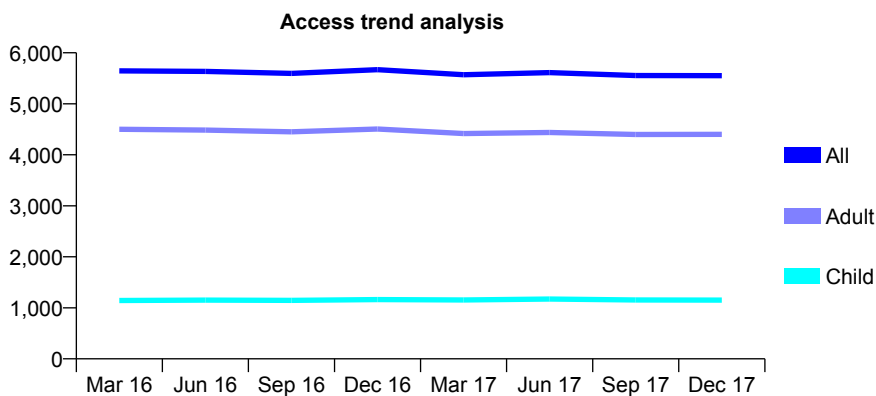
## Q46 - Vital Signs At a Glance Contract Report for 101370/0110 - December 2017

Name or company name	Petrie Tucker and Partners Ltd
Contract type name	GDS Contract
Purpose of contract	General
Contract start date	01/11/2008
Contract end date	

17/18 Contracted general activity (UDA)	16,622
Carry forward general activity (UDA)	-151
17/18 Contracted orthodontic activity (UOA)	0
Carry forward orthodontic activity (UOA)	0
Baseline contract value	£494,422.79

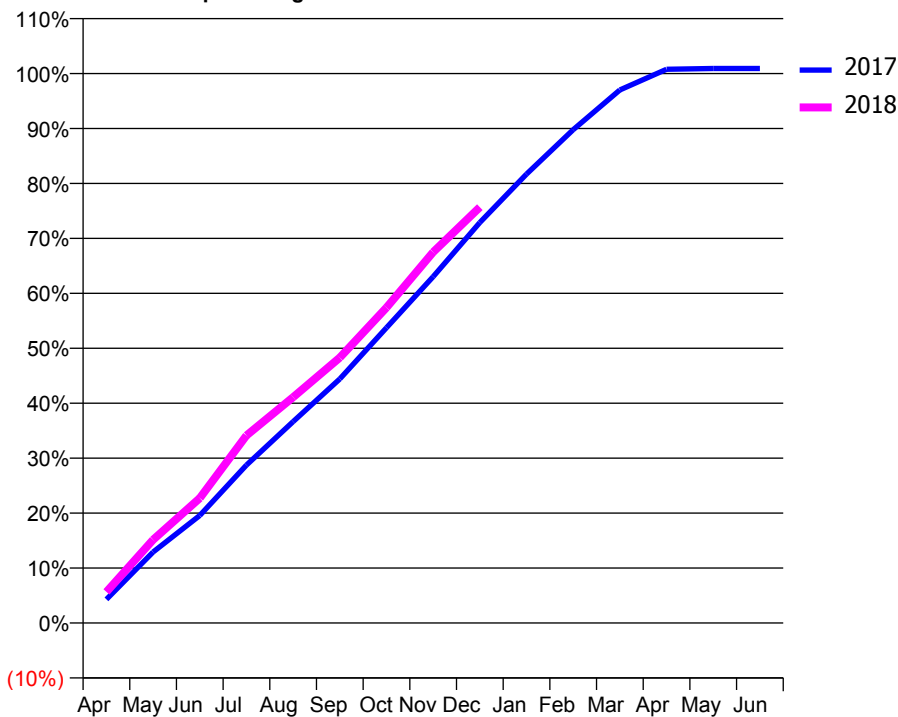
### ACCESS\*

Patients seen in 24 months	Total	Change since previous quarter
Quarter ending December 2016	5,670	
Quarter ending March 2017	5,571	↓
Quarter ending June 2017	5,611	→
Quarter ending September 2017	5,553	↓
Quarter ending December 2017	5,552	→
<b>Variance since December 2016</b>	<b>(2.1%)</b>	<b>↓</b>



### ACTIVITY

Cumulative percentage of contracted UDA delivered 2017 & 2018



Month	Adjusted Scheduled Activity (UDA)	
	2017	2018
April	717	943
May	2,150	2,518
June	3,252	3,778
July	4,779	5,675
August	6,093	6,830
September	7,385	8,027
October	8,934	9,541
November	10,478	11,219
December	12,116	12,579
January	13,581	
February	14,921	
March	16,123	
April	16,748	
May	16,772	
June	16,773	

### QUALITY

	Quantity	Base Number	Contract	AT	Region	England
% of FP17s for the same patient ID Re-attending within 3 months - Children	70	1,222	5.7%	12.4%	12.9%	12.0%
% of FP17s for the same patient ID Re-attending within 3 months - Adults	551	4,860	11.3%	16.8%	16.5%	15.9%
% of FP17s for the same patient ID Re-attending between 3 & 9 months - Children	681	1,222	55.7%	57.3%	59.6%	58.0%
% of FP17s for the same patient ID Re-attending between 3 & 9 months - Adults	2,692	4,860	55.4%	50.6%	52.8%	50.5%
% of FP17s for Band 1 Urgent Courses	391	5,801	6.7%	10.2%	9.1%	9.0%
% of FP17s Relating to Free Repair or Replacements	42	5,801	0.7%	0.9%	1.0%	0.8%
% of FP17s Relating to Continuations	84	5,801	1.4%	1.0%	1.2%	1.1%
% of Patients satisfied with the dentistry they have received	4	4	N/A	91.8%	91.6%	91.5%
% of Patients satisfied with the time they had to wait for an appointment	4	4	N/A	88.2%	88.3%	87.9%

\* This is based on patients treated on this contract for their most recent course of treatment. Figures in italics indicate the base number of FP17s or Patient Questionnaire responses are less than 100. N/A is shown where the base number of responses is less than 10 during the period. % is calculated as Quantity/Base number\*100

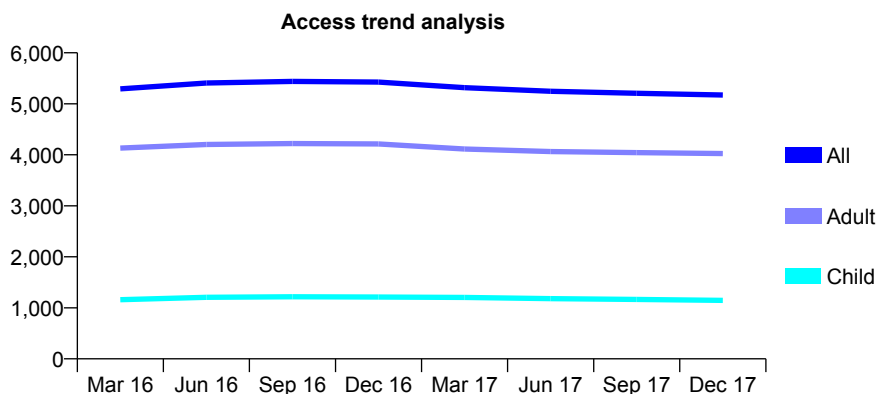
## Q46 - Vital Signs At a Glance Contract Report for 101435/0141 - December 2017

Name or company name	IDH Limited
Contract type name	GDS Contract
Purpose of contract	General
Contract start date	01/01/2011
Contract end date	

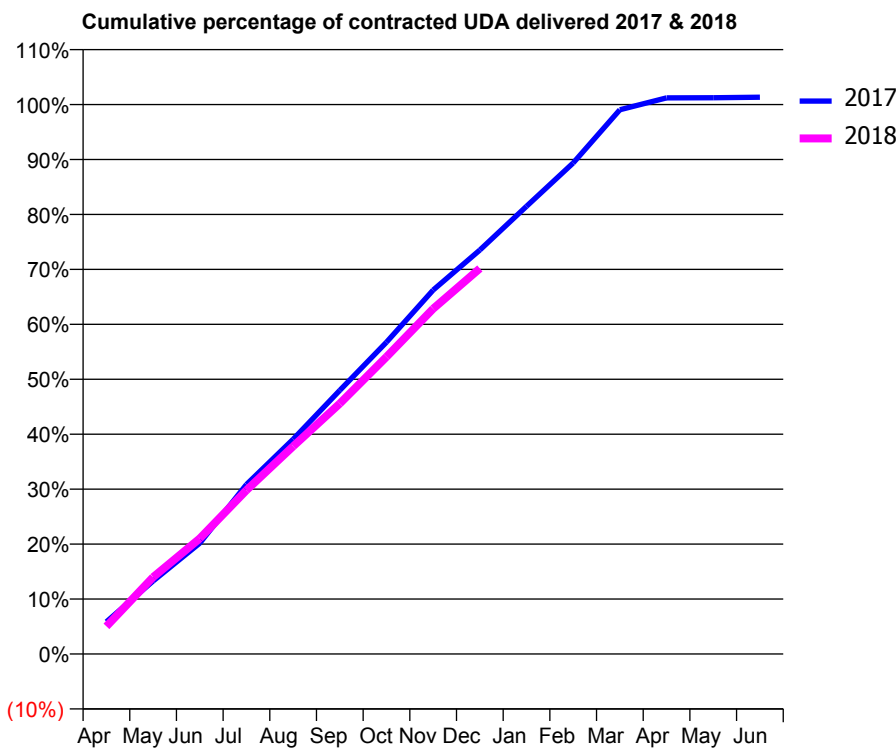
17/18 Contracted general activity (UDA)	22,869
Carry forward general activity (UDA)	-306
17/18 Contracted orthodontic activity (UOA)	0
Carry forward orthodontic activity (UOA)	0
Baseline contract value	£638,303.67

### ACCESS\*

Patients seen in 24 months	Total	Change since previous quarter
Quarter ending December 2016	5,425	
Quarter ending March 2017	5,317	↓
Quarter ending June 2017	5,245	↓
Quarter ending September 2017	5,207	→
Quarter ending December 2017	5,173	→
<b>Variance since December 2016</b>	<b>(4.6%)</b>	<b>↓</b>



### ACTIVITY



Month	Adjusted Scheduled Activity (UDA)	
	2017	2018
April	1,339	1,153
May	3,037	3,200
June	4,615	4,808
July	7,054	6,816
August	8,937	8,644
September	10,977	10,426
October	12,980	12,365
November	15,146	14,372
December	16,812	16,047
January	18,632	
February	20,436	
March	22,648	
April	23,147	
May	23,152	
June	23,175	

### QUALITY

	Quantity	Base Number	Contract	AT	Region	England
% of FP17s for the same patient ID Re-attending within 3 months - Children	99	1,274	7.8%	12.4%	12.9%	12.0%
% of FP17s for the same patient ID Re-attending within 3 months - Adults	715	4,747	15.1%	16.8%	16.5%	15.9%
% of FP17s for the same patient ID Re-attending between 3 & 9 months - Children	818	1,274	64.2%	57.3%	59.6%	58.0%
% of FP17s for the same patient ID Re-attending between 3 & 9 months - Adults	3,007	4,747	63.3%	50.6%	52.8%	50.5%
% of FP17s for Band 1 Urgent Courses	449	5,827	7.7%	10.2%	9.1%	9.0%
% of FP17s Relating to Free Repair or Replacements	53	5,827	0.9%	0.9%	1.0%	0.8%
% of FP17s Relating to Continuations	114	5,827	2.0%	1.0%	1.2%	1.1%
% of Patients satisfied with the dentistry they have received	6	6	N/A	91.8%	91.6%	91.5%
% of Patients satisfied with the time they had to wait for an appointment	6	6	N/A	88.2%	88.3%	87.9%

\* This is based on patients treated on this contract for their most recent course of treatment. Figures in italics indicate the base number of FP17s or Patient Questionnaire responses are less than 100. N/A is shown where the base number of responses is less than 10 during the period. % is calculated as Quantity/Base number\*100

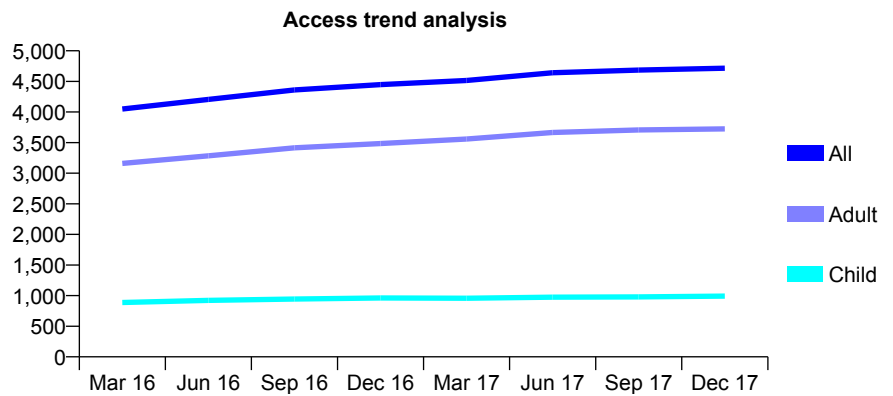
## Q46 - Vital Signs At a Glance Contract Report for 101516/0001 - December 2017

Name or company name	The Crab Tree Lane and Church Street De
Contract type name	GDS Contract
Purpose of contract	General
Contract start date	03/12/2012
Contract end date	

17/18 Contracted general activity (UDA)	13,261
Carry forward general activity (UDA)	-255
17/18 Contracted orthodontic activity (UOA)	0
Carry forward orthodontic activity (UOA)	0
Baseline contract value	£388,985.72

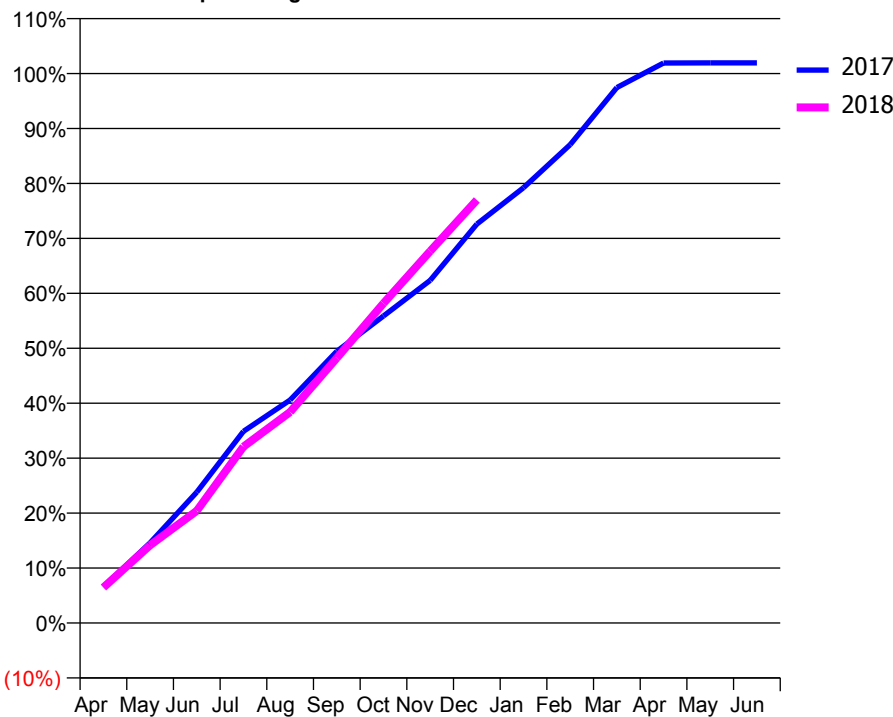
### ACCESS\*

Patients seen in 24 months	Total	Change since previous quarter
Quarter ending December 2016	4,447	
Quarter ending March 2017	4,516	→
Quarter ending June 2017	4,642	↑
Quarter ending September 2017	4,686	→
Quarter ending December 2017	4,716	→
<b>Variance since December 2016</b>	<b>6.0%</b>	<b>↑</b>



### ACTIVITY

Cumulative percentage of contracted UDA delivered 2017 & 2018



Month	Adjusted Scheduled Activity (UDA)	
	2017	2018
April	871	858
May	1,935	1,877
June	3,160	2,707
July	4,625	4,255
August	5,382	5,092
September	6,556	6,395
October	7,411	7,716
November	8,268	8,973
December	9,626	10,211
January	10,507	
February	11,544	
March	12,924	
April	13,515	
May	13,516	
June	13,516	

### QUALITY

	Quantity	Base Number	Contract	AT	Region	England
% of FP17s for the same patient ID Re-attending within 3 months - Children	97	1,145	8.5%	12.4%	12.9%	12.0%
% of FP17s for the same patient ID Re-attending within 3 months - Adults	680	4,025	16.9%	16.8%	16.5%	15.9%
% of FP17s for the same patient ID Re-attending between 3 & 9 months - Children	693	1,145	60.5%	57.3%	59.6%	58.0%
% of FP17s for the same patient ID Re-attending between 3 & 9 months - Adults	2,056	4,025	51.1%	50.6%	52.8%	50.5%
% of FP17s for Band 1 Urgent Courses	663	4,944	13.4%	10.2%	9.1%	9.0%
% of FP17s Relating to Free Repair or Replacements	107	4,944	2.2%	0.9%	1.0%	0.8%
% of FP17s Relating to Continuations	67	4,944	1.4%	1.0%	1.2%	1.1%
% of Patients satisfied with the dentistry they have received	2	2	N/A	91.8%	91.6%	91.5%
% of Patients satisfied with the time they had to wait for an appointment	2	2	N/A	88.2%	88.3%	87.9%

\* This is based on patients treated on this contract for their most recent course of treatment. Figures in italics indicate the base number of FP17s or Patient Questionnaire responses are less than 100. N/A is shown where the base number of responses is less than 10 during the period. % is calculated as Quantity/Base number\*100

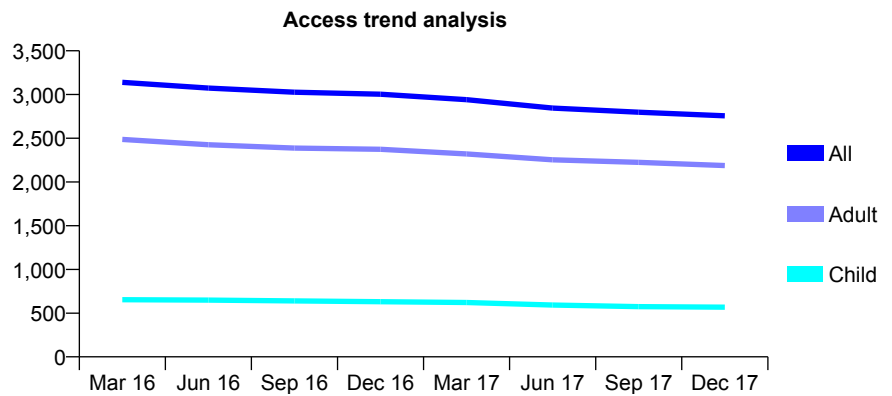
## Q46 - Vital Signs At a Glance Contract Report for 101516/0002 - December 2017

Name or company name	The Crab Tree Lane and Church Street De
Contract type name	GDS Contract
Purpose of contract	General
Contract start date	03/12/2012
Contract end date	

17/18 Contracted general activity (UDA)	11,024
Carry forward general activity (UDA)	-28
17/18 Contracted orthodontic activity (UOA)	0
Carry forward orthodontic activity (UOA)	0
Baseline contract value	£360,753.34

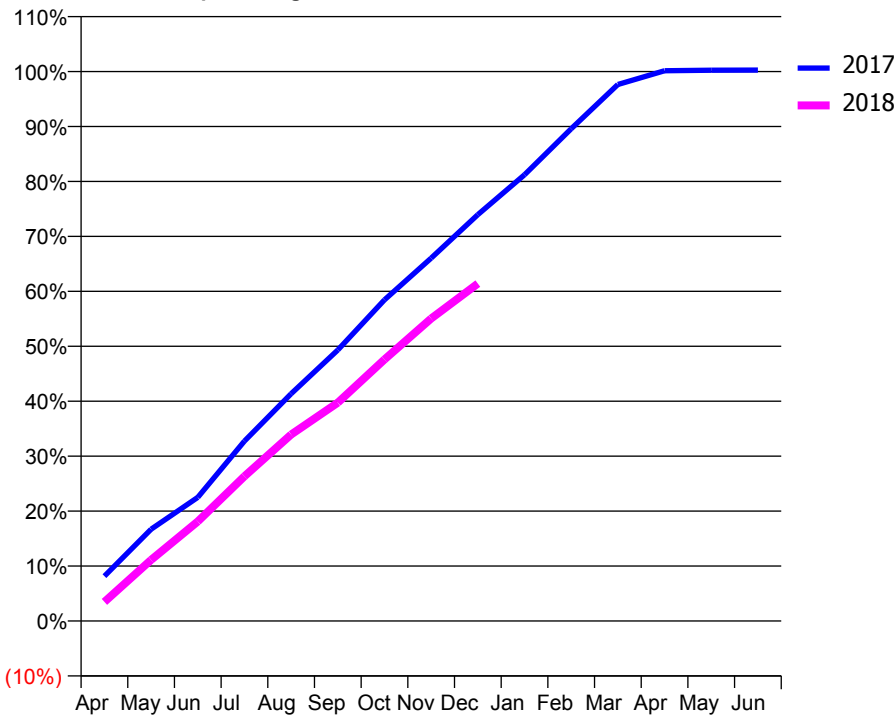
### ACCESS\*

Patients seen in 24 months	Total	Change since previous quarter
Quarter ending December 2016	3,004	
Quarter ending March 2017	2,941	↓
Quarter ending June 2017	2,845	↓
Quarter ending September 2017	2,798	↓
Quarter ending December 2017	2,756	↓
<b>Variance since December 2016</b>	<b>(8.3%)</b>	<b>↓</b>



### ACTIVITY

Cumulative percentage of contracted UDA delivered 2017 & 2018



Month	Adjusted Scheduled Activity (UDA)	
	2017	2018
April	900	384
May	1,842	1,227
June	2,481	1,998
July	3,610	2,903
August	4,559	3,741
September	5,437	4,379
October	6,444	5,248
November	7,281	6,069
December	8,152	6,770
January	8,953	
February	9,875	
March	10,763	
April	11,038	
May	11,049	
June	11,052	

### QUALITY

	Quantity	Base Number	Contract	AT	Region	England
% of FP17s for the same patient ID Re-attending within 3 months - Children	61	603	10.1%	12.4%	12.9%	12.0%
% of FP17s for the same patient ID Re-attending within 3 months - Adults	591	2,540	23.3%	16.8%	16.5%	15.9%
% of FP17s for the same patient ID Re-attending between 3 & 9 months - Children	355	603	58.9%	57.3%	59.6%	58.0%
% of FP17s for the same patient ID Re-attending between 3 & 9 months - Adults	1,288	2,540	50.7%	50.6%	52.8%	50.5%
% of FP17s for Band 1 Urgent Courses	376	3,014	12.5%	10.2%	9.1%	9.0%
% of FP17s Relating to Free Repair or Replacements	88	3,014	2.9%	0.9%	1.0%	0.8%
% of FP17s Relating to Continuations	81	3,014	2.7%	1.0%	1.2%	1.1%
% of Patients satisfied with the dentistry they have received	3	3	N/A	91.8%	91.6%	91.5%
% of Patients satisfied with the time they had to wait for an appointment	2	3	N/A	88.2%	88.3%	87.9%

\* This is based on patients treated on this contract for their most recent course of treatment. Figures in italics indicate the base number of FP17s or Patient Questionnaire responses are less than 100. N/A is shown where the base number of responses is less than 10 during the period. % is calculated as Quantity/Base number\*100



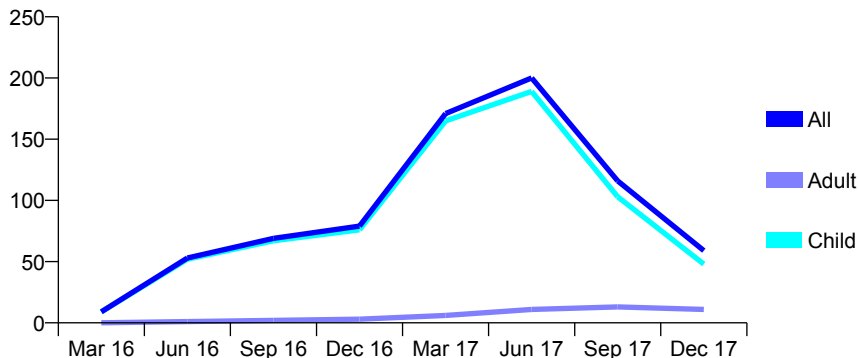
## Q46 - Vital Signs At a Glance Contract Report for 102792/0001 - December 2017

Name or company name	Ravat & Ray Dental Care (Farnworth)
Contract type name	GDS Contract
Purpose of contract	General
Contract start date	01/02/2016
Contract end date	31/05/2017

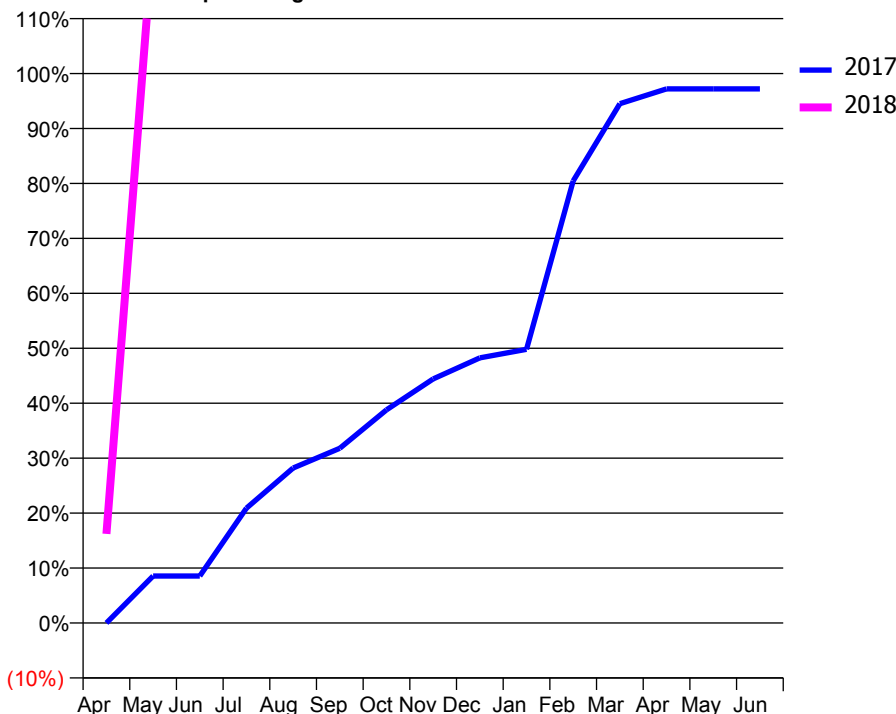
17/18 Contracted general activity (UDA)	74
Carry forward general activity (UDA)	0
17/18 Contracted orthodontic activity (UOA)	0
Carry forward orthodontic activity (UOA)	0
Baseline contract value	£1,856.58

### ACCESS\*

Patients seen in 24 months	Total	Change since previous quarter
Quarter ending December 2016	79	
Quarter ending March 2017	171	↑
Quarter ending June 2017	200	↑
Quarter ending September 2017	116	↓
Quarter ending December 2017	59	↓
<b>Variance since December 2016</b>	<b>(25.3%)</b>	<b>↓</b>

**Access trend analysis**


### ACTIVITY

**Cumulative percentage of contracted UDA delivered 2017 & 2018**


Month	Adjusted Scheduled Activity (UDA)	
	2017	2018
April	0	12
May	38	92
June	38	121
July	93	124
August	125	124
September	141	124
October	172	124
November	197	124
December	214	124
January	221	
February	357	
March	420	
April	432	
May	432	
June	432	

### QUALITY

	Quantity	Base Number	Contract	AT	Region	England
% of FP17s for the same patient ID Re-attending within 3 months - Children	4	77	5.2%	12.4%	12.9%	12.0%
% of FP17s for the same patient ID Re-attending within 3 months - Adults	0	0	N/A	16.8%	16.5%	15.9%
% of FP17s for the same patient ID Re-attending between 3 & 9 months - Children	38	77	49.4%	57.3%	59.6%	58.0%
% of FP17s for the same patient ID Re-attending between 3 & 9 months - Adults	0	0	N/A	50.6%	52.8%	50.5%
% of FP17s for Band 1 Urgent Courses	1	76	1.3%	10.2%	9.1%	9.0%
% of FP17s Relating to Free Repair or Replacements	0	76	0.0%	0.9%	1.0%	0.8%
% of FP17s Relating to Continuations	0	76	0.0%	1.0%	1.2%	1.1%
% of Patients satisfied with the dentistry they have received	0	0	N/A	91.8%	91.6%	91.5%
% of Patients satisfied with the time they had to wait for an appointment	0	0	N/A	88.2%	88.3%	87.9%

\* This is based on patients treated on this contract for their most recent course of treatment. Figures in italics indicate the base number of FP17s or Patient Questionnaire responses are less than 100. N/A is shown where the base number of responses is less than 10 during the period. % is calculated as Quantity/Base number\*100

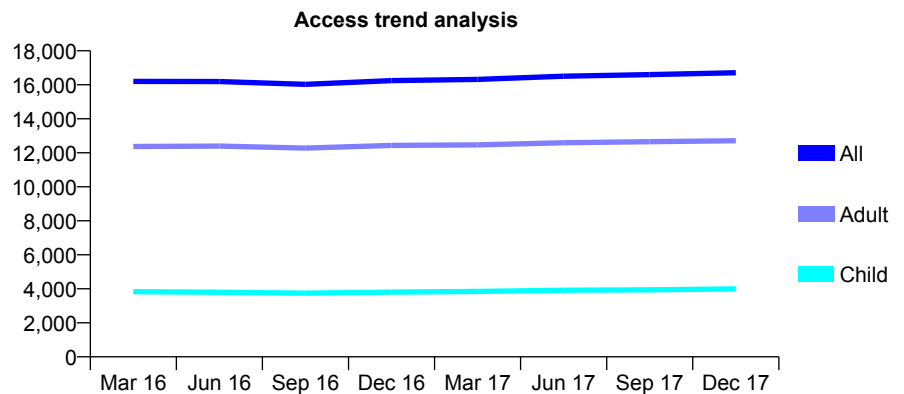
## Q46 - Vital Signs At a Glance Contract Report for 102903/0001 - December 2017

Name or company name	Fogg, Whittingham & Casserley
Contract type name	GDS Contract
Purpose of contract	General and Orthodontic
Contract start date	01/04/2006
Contract end date	

17/18 Contracted general activity (UDA)	39,616
Carry forward general activity (UDA)	-255
17/18 Contracted orthodontic activity (UOA)	1,111
Carry forward orthodontic activity (UOA)	-2
Baseline contract value	£1,190,532.98

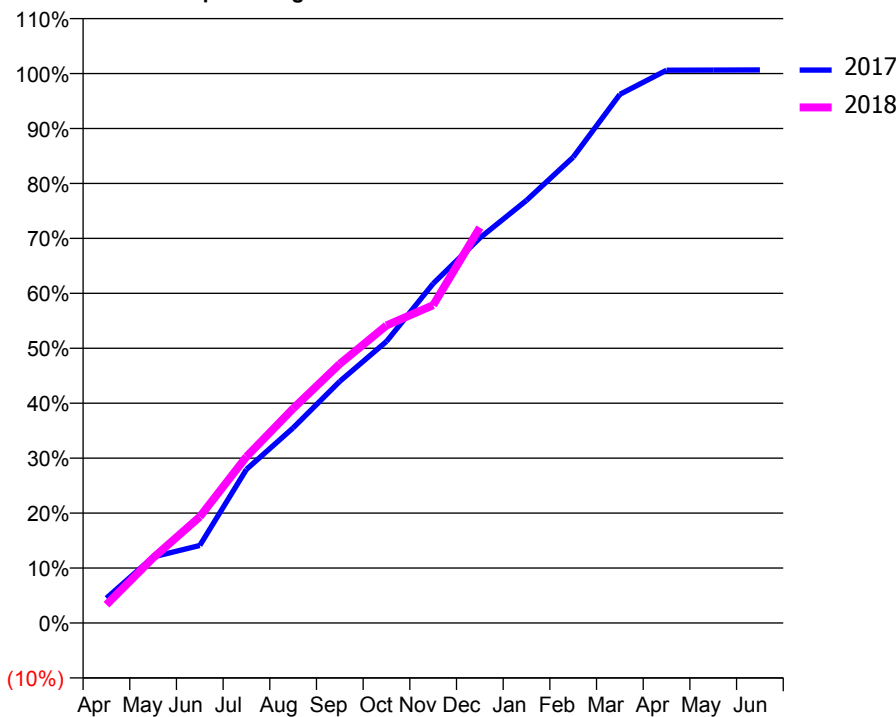
### ACCESS\*

Patients seen in 24 months	Total	Change since previous quarter
Quarter ending December 2016	16,248	
Quarter ending March 2017	16,315	→
Quarter ending June 2017	16,505	→
Quarter ending September 2017	16,597	→
Quarter ending December 2017	16,708	→
<b>Variance since December 2016</b>	<b>2.8%</b>	<b>↑</b>



### ACTIVITY

Cumulative percentage of contracted UDA delivered 2017 & 2018



Month	Adjusted Scheduled Activity (UDA)	
	2017	2018
April	1,792	1,324
May	4,761	4,700
June	5,590	7,658
July	11,076	11,993
August	14,072	15,466
September	17,429	18,682
October	20,300	21,457
November	24,471	22,912
December	27,762	28,512
January	30,472	
February	33,586	
March	38,114	
April	39,856	
May	39,867	
June	39,871	

### QUALITY

	Quantity	Base Number	Contract	AT	Region	England
% of FP17s for the same patient ID Re-attending within 3 months - Children	1,165	5,049	23.1%	12.4%	12.9%	12.0%
% of FP17s for the same patient ID Re-attending within 3 months - Adults	2,596	12,520	20.7%	16.8%	16.5%	15.9%
% of FP17s for the same patient ID Re-attending between 3 & 9 months - Children	2,288	5,049	45.3%	57.3%	59.6%	58.0%
% of FP17s for the same patient ID Re-attending between 3 & 9 months - Adults	5,065	12,520	40.5%	50.6%	52.8%	50.5%
% of FP17s for Band 1 Urgent Courses	1,998	15,275	13.1%	10.2%	9.1%	9.0%
% of FP17s Relating to Free Repair or Replacements	325	15,275	2.1%	0.9%	1.0%	0.8%
% of FP17s Relating to Continuations	127	15,275	0.8%	1.0%	1.2%	1.1%
% of Patients satisfied with the dentistry they have received	11	14	78.6%	91.8%	91.6%	91.5%
% of Patients satisfied with the time they had to wait for an appointment	13	14	92.9%	88.2%	88.3%	87.9%

\* This is based on patients treated on this contract for their most recent course of treatment. Figures in italics indicate the base number of FP17s or Patient Questionnaire responses are less than 100. N/A is shown where the base number of responses is less than 10 during the period. % is calculated as Quantity/Base number\*100

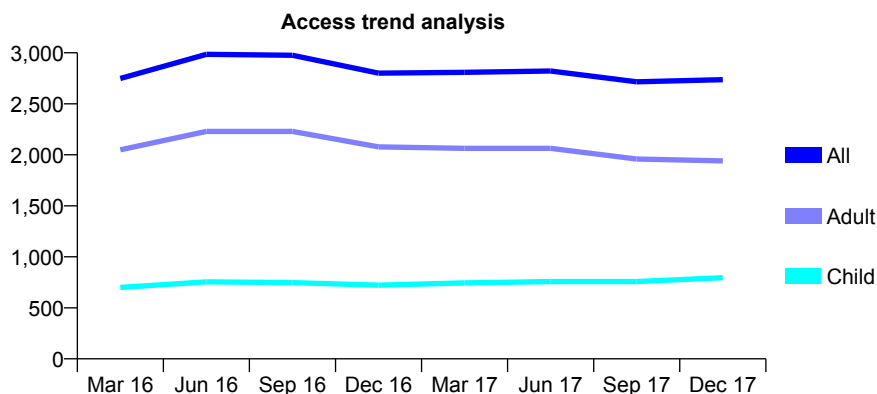
## Q46 - Vital Signs At a Glance Contract Report for 103152/0001 - December 2017

Name or company name	Park House Dental Practice, Ramsbottom
Contract type name	GDS Contract
Purpose of contract	General
Contract start date	26/08/2014
Contract end date	

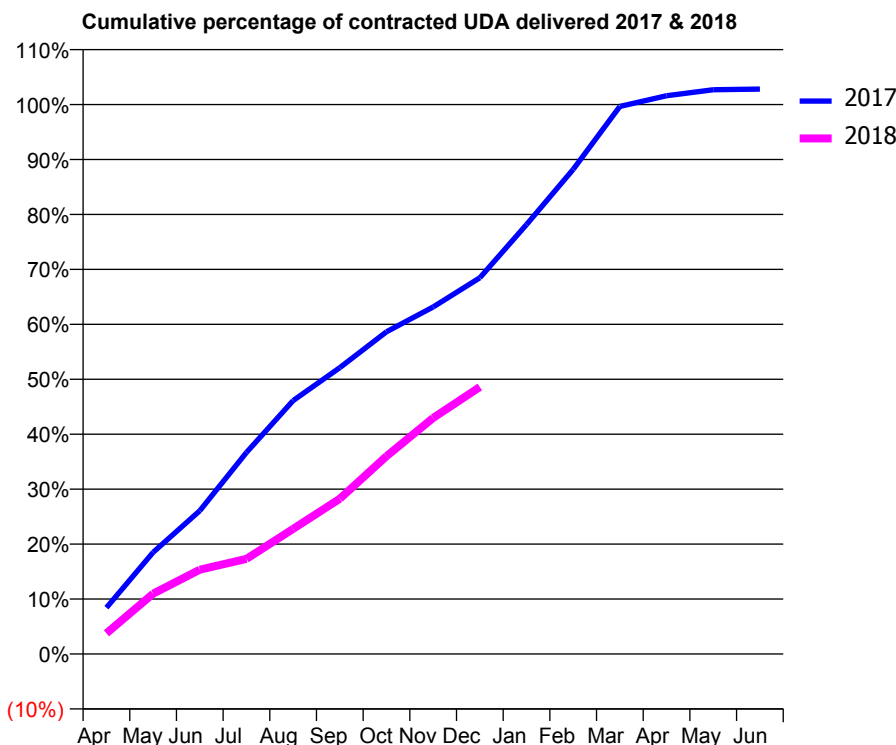
17/18 Contracted general activity (UDA)	10,000
Carry forward general activity (UDA)	-168
17/18 Contracted orthodontic activity (UOA)	0
Carry forward orthodontic activity (UOA)	0
Baseline contract value	£258,031.86

### ACCESS\*

Patients seen in 24 months	Total	Change since previous quarter
Quarter ending December 2016	2,800	
Quarter ending March 2017	2,808	→
Quarter ending June 2017	2,821	→
Quarter ending September 2017	2,716	↓
Quarter ending December 2017	2,736	→
<b>Variance since December 2016</b>	<b>(2.3%)</b>	<b>↓</b>



### ACTIVITY



Month	Adjusted Scheduled Activity (UDA)	
	2017	2018
April	708	378
May	1,555	1,097
June	2,190	1,536
July	3,082	1,732
August	3,873	2,277
September	4,378	2,825
October	4,926	3,600
November	5,306	4,298
December	5,751	4,859
January	6,566	
February	7,409	
March	8,371	
April	8,533	
May	8,625	
June	8,635	

### QUALITY

	Quantity	Base Number	Contract	AT	Region	England
% of FP17s for the same patient ID Re-attending within 3 months - Children	54	743	7.3%	12.4%	12.9%	12.0%
% of FP17s for the same patient ID Re-attending within 3 months - Adults	154	1,548	9.9%	16.8%	16.5%	15.9%
% of FP17s for the same patient ID Re-attending between 3 & 9 months - Children	397	743	53.4%	57.3%	59.6%	58.0%
% of FP17s for the same patient ID Re-attending between 3 & 9 months - Adults	656	1,548	42.4%	50.6%	52.8%	50.5%
% of FP17s for Band 1 Urgent Courses	159	2,171	7.3%	10.2%	9.1%	9.0%
% of FP17s Relating to Free Repair or Replacements	8	2,171	0.4%	0.9%	1.0%	0.8%
% of FP17s Relating to Continuations	28	2,171	1.3%	1.0%	1.2%	1.1%
% of Patients satisfied with the dentistry they have received	0	1	N/A	91.8%	91.6%	91.5%
% of Patients satisfied with the time they had to wait for an appointment	1	1	N/A	88.2%	88.3%	87.9%

\* This is based on patients treated on this contract for their most recent course of treatment. Figures in italics indicate the base number of FP17s or Patient Questionnaire responses are less than 100. N/A is shown where the base number of responses is less than 10 during the period. % is calculated as Quantity/Base number\*100

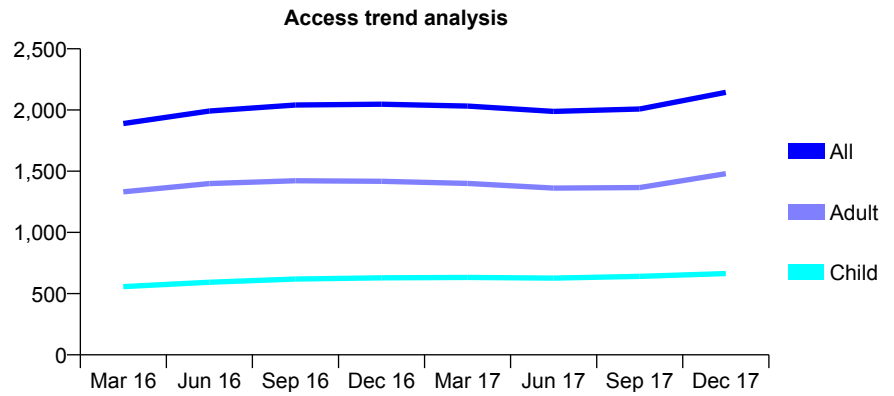
## Q46 - Vital Signs At a Glance Contract Report for 103721/0001 - December 2017

Name or company name	Ocean Dental Ltd
Contract type name	GDS Contract
Purpose of contract	General
Contract start date	01/10/2009
Contract end date	

17/18 Contracted general activity (UDA)	5,600
Carry forward general activity (UDA)	-55
17/18 Contracted orthodontic activity (UOA)	0
Carry forward orthodontic activity (UOA)	0
Baseline contract value	£162,585.22

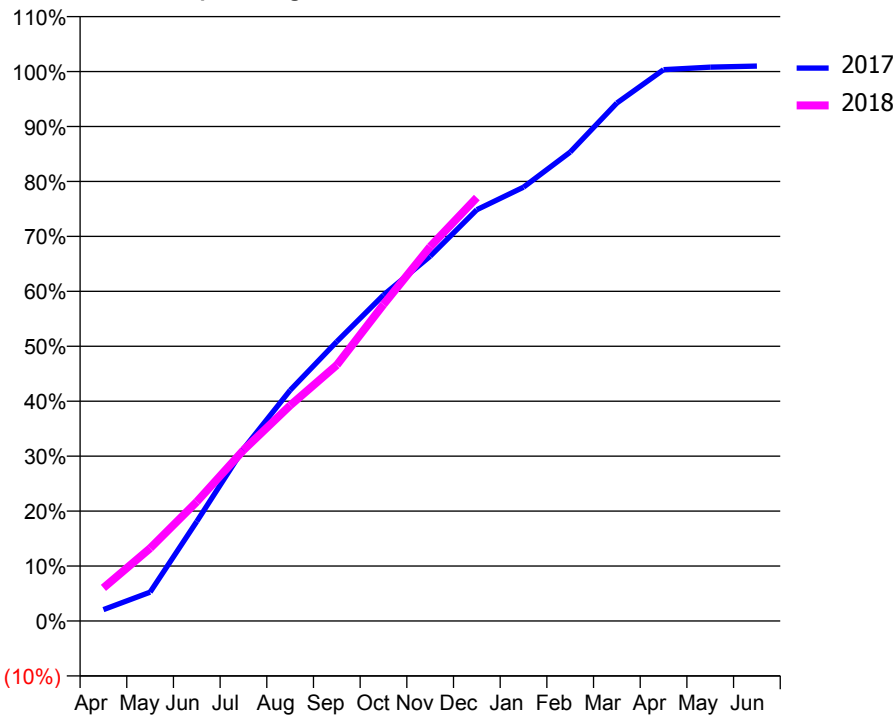
### ACCESS\*

Patients seen in 24 months	Total	Change since previous quarter
Quarter ending December 2016	2,047	
Quarter ending March 2017	2,032	→
Quarter ending June 2017	1,989	↓
Quarter ending September 2017	2,008	→
Quarter ending December 2017	2,144	↑
<b>Variance since December 2016</b>	<b>4.7%</b>	<b>↑</b>



### ACTIVITY

Cumulative percentage of contracted UDA delivered 2017 & 2018



Month	Adjusted Scheduled Activity (UDA)	
	2017	2018
April	116	338
May	294	741
June	1,014	1,216
July	1,754	1,741
August	2,352	2,197
September	2,847	2,609
October	3,322	3,225
November	3,718	3,815
December	4,192	4,315
January	4,422	
February	4,778	
March	5,279	
April	5,619	
May	5,644	
June	5,655	

### QUALITY

	Quantity	Base Number	Contract	AT	Region	England
% of FP17s for the same patient ID Re-attending within 3 months - Children	125	825	15.2%	12.4%	12.9%	12.0%
% of FP17s for the same patient ID Re-attending within 3 months - Adults	363	1,629	22.3%	16.8%	16.5%	15.9%
% of FP17s for the same patient ID Re-attending between 3 & 9 months - Children	436	825	52.8%	57.3%	59.6%	58.0%
% of FP17s for the same patient ID Re-attending between 3 & 9 months - Adults	600	1,629	36.8%	50.6%	52.8%	50.5%
% of FP17s for Band 1 Urgent Courses	442	2,291	19.3%	10.2%	9.1%	9.0%
% of FP17s Relating to Free Repair or Replacements	20	2,291	0.9%	0.9%	1.0%	0.8%
% of FP17s Relating to Continuations	6	2,291	0.3%	1.0%	1.2%	1.1%
% of Patients satisfied with the dentistry they have received	0	0	N/A	91.8%	91.6%	91.5%
% of Patients satisfied with the time they had to wait for an appointment	0	0	N/A	88.2%	88.3%	87.9%

\* This is based on patients treated on this contract for their most recent course of treatment. Figures in italics indicate the base number of FP17s or Patient Questionnaire responses are less than 100. N/A is shown where the base number of responses is less than 10 during the period. % is calculated as Quantity/Base number\*100

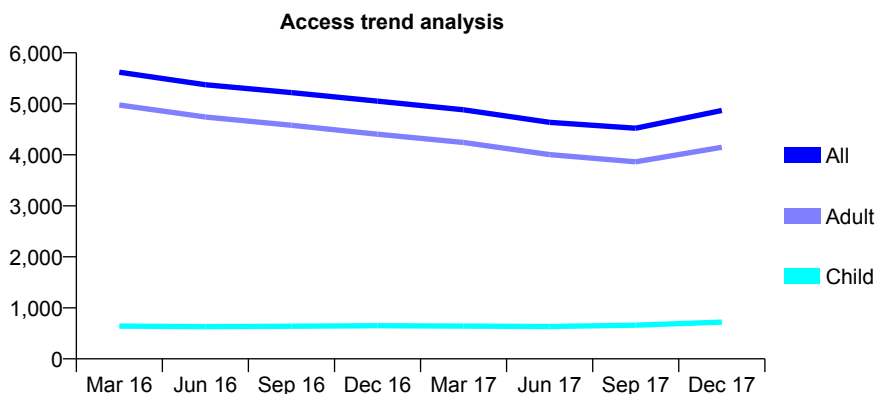
## Q46 - Vital Signs At a Glance Contract Report for 103721/0002 - December 2017

Name or company name	Ocean Dental Ltd
Contract type name	GDS Contract
Purpose of contract	General
Contract start date	01/06/2010
Contract end date	

17/18 Contracted general activity (UDA)	12,000
Carry forward general activity (UDA)	0
17/18 Contracted orthodontic activity (UOA)	0
Carry forward orthodontic activity (UOA)	0
Baseline contract value	£333,205.85

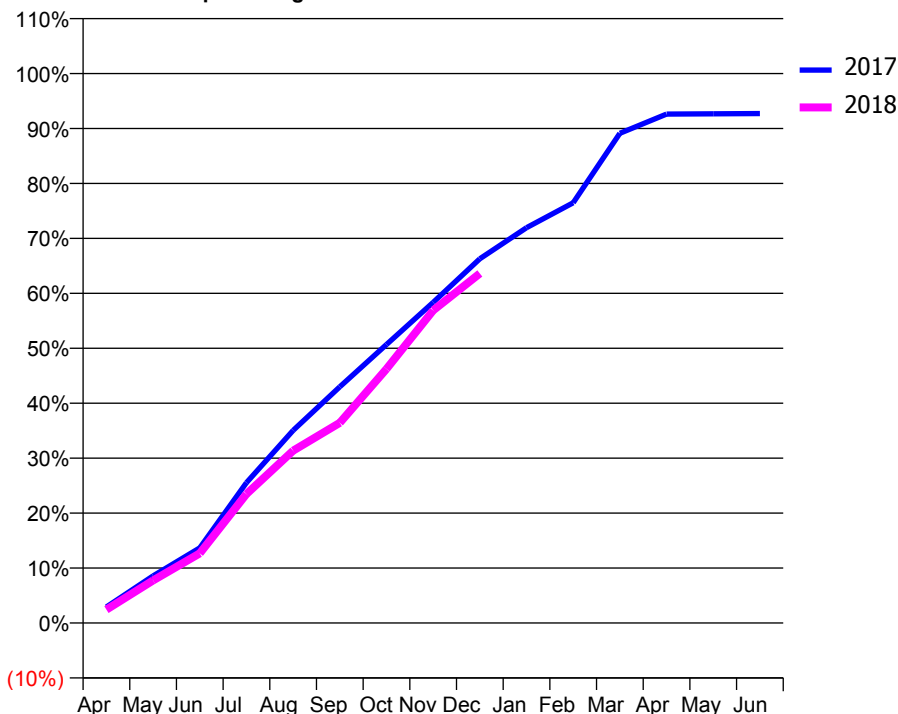
### ACCESS\*

Patients seen in 24 months	Total	Change since previous quarter
Quarter ending December 2016	5,053	
Quarter ending March 2017	4,883	↓
Quarter ending June 2017	4,637	↓
Quarter ending September 2017	4,522	↓
Quarter ending December 2017	4,869	↑
<b>Variance since December 2016</b>	<b>(3.6%)</b>	<b>↓</b>



### ACTIVITY

Cumulative percentage of contracted UDA delivered 2017 & 2018



Month	Adjusted Scheduled Activity (UDA)	
	2017	2018
April	350	292
May	1,030	932
June	1,640	1,521
July	3,064	2,817
August	4,207	3,765
September	5,160	4,372
October	6,083	5,550
November	7,003	6,826
December	7,955	7,635
January	8,633	
February	9,176	
March	10,694	
April	11,114	
May	11,119	
June	11,125	

### QUALITY

	Quantity	Base Number	Contract	AT	Region	England
% of FP17s for the same patient ID Re-attending within 3 months - Children	78	811	9.6%	12.4%	12.9%	12.0%
% of FP17s for the same patient ID Re-attending within 3 months - Adults	418	3,663	11.4%	16.8%	16.5%	15.9%
% of FP17s for the same patient ID Re-attending between 3 & 9 months - Children	453	811	55.9%	57.3%	59.6%	58.0%
% of FP17s for the same patient ID Re-attending between 3 & 9 months - Adults	1,601	3,663	43.7%	50.6%	52.8%	50.5%
% of FP17s for Band 1 Urgent Courses	486	4,244	11.5%	10.2%	9.1%	9.0%
% of FP17s Relating to Free Repair or Replacements	30	4,244	0.7%	0.9%	1.0%	0.8%
% of FP17s Relating to Continuations	12	4,244	0.3%	1.0%	1.2%	1.1%
% of Patients satisfied with the dentistry they have received	5	6	N/A	91.8%	91.6%	91.5%
% of Patients satisfied with the time they had to wait for an appointment	6	6	N/A	88.2%	88.3%	87.9%

\* This is based on patients treated on this contract for their most recent course of treatment. Figures in italics indicate the base number of FP17s or Patient Questionnaire responses are less than 100. N/A is shown where the base number of responses is less than 10 during the period. % is calculated as Quantity/Base number\*100

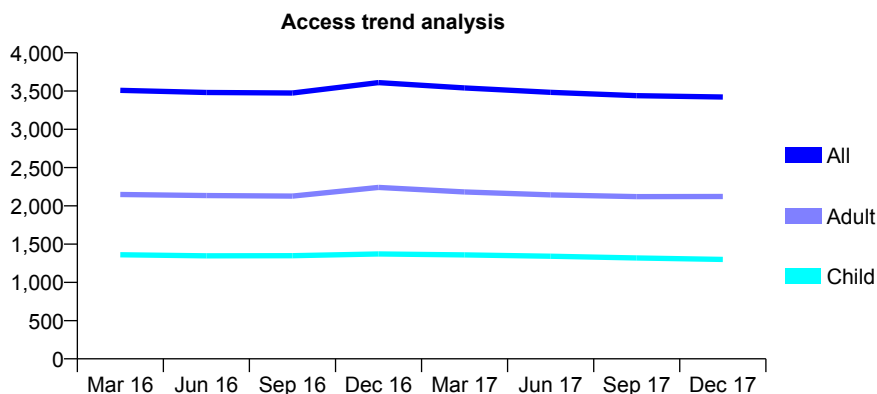
## Q46 - Vital Signs At a Glance Contract Report for 103845/0001 - December 2017

Name or company name	Ian Wood and Partners
Contract type name	GDS Contract
Purpose of contract	General
Contract start date	01/09/2010
Contract end date	

17/18 Contracted general activity (UDA)	9,500
Carry forward general activity (UDA)	0
17/18 Contracted orthodontic activity (UOA)	0
Carry forward orthodontic activity (UOA)	0
Baseline contract value	£240,735.20

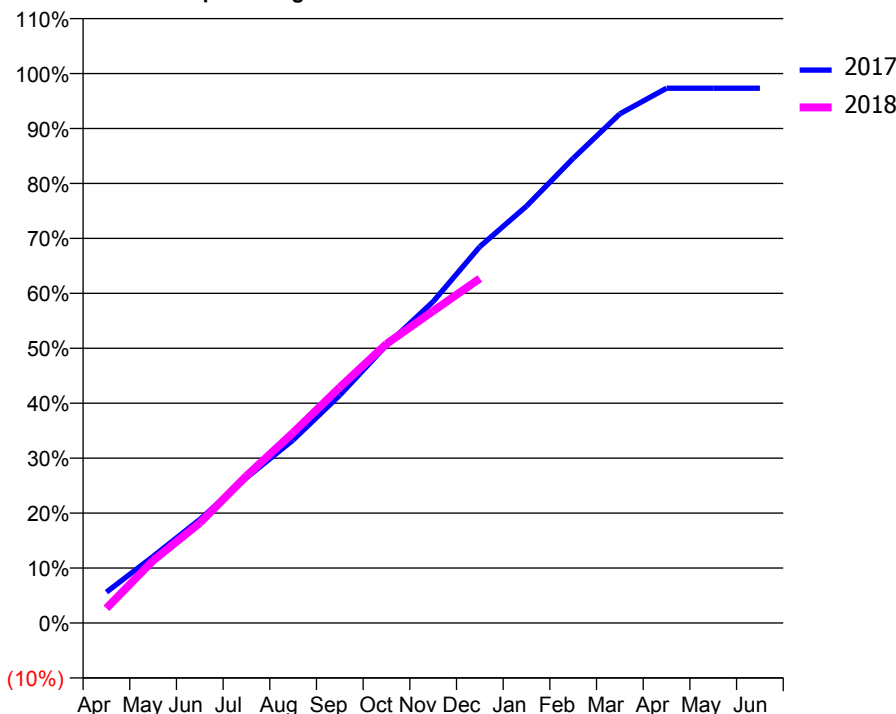
### ACCESS\*

Patients seen in 24 months	Total	Change since previous quarter
Quarter ending December 2016	3,611	
Quarter ending March 2017	3,540	↓
Quarter ending June 2017	3,484	↓
Quarter ending September 2017	3,439	↓
Quarter ending December 2017	3,422	→
<b>Variance since December 2016</b>	<b>(5.2%)</b>	<b>↓</b>



### ACTIVITY

Cumulative percentage of contracted UDA delivered 2017 & 2018



Month	Adjusted Scheduled Activity (UDA)	
	2017	2018
April	533	255
May	1,153	1,081
June	1,790	1,729
July	2,511	2,544
August	3,165	3,291
September	3,940	4,075
October	4,803	4,826
November	5,557	5,394
December	6,506	5,956
January	7,207	
February	8,033	
March	8,802	
April	9,246	
May	9,246	
June	9,246	

### QUALITY

	Quantity	Base Number	Contract	AT	Region	England
% of FP17s for the same patient ID Re-attending within 3 months - Children	193	1,629	11.8%	12.4%	12.9%	12.0%
% of FP17s for the same patient ID Re-attending within 3 months - Adults	330	2,029	16.3%	16.8%	16.5%	15.9%
% of FP17s for the same patient ID Re-attending between 3 & 9 months - Children	1,106	1,629	67.9%	57.3%	59.6%	58.0%
% of FP17s for the same patient ID Re-attending between 3 & 9 months - Adults	1,113	2,029	54.9%	50.6%	52.8%	50.5%
% of FP17s for Band 1 Urgent Courses	246	3,421	7.2%	10.2%	9.1%	9.0%
% of FP17s Relating to Free Repair or Replacements	13	3,421	0.4%	0.9%	1.0%	0.8%
% of FP17s Relating to Continuations	75	3,421	2.2%	1.0%	1.2%	1.1%
% of Patients satisfied with the dentistry they have received	2	2	N/A	91.8%	91.6%	91.5%
% of Patients satisfied with the time they had to wait for an appointment	2	2	N/A	88.2%	88.3%	87.9%

\* This is based on patients treated on this contract for their most recent course of treatment. Figures in italics indicate the base number of FP17s or Patient Questionnaire responses are less than 100. N/A is shown where the base number of responses is less than 10 during the period. % is calculated as Quantity/Base number\*100

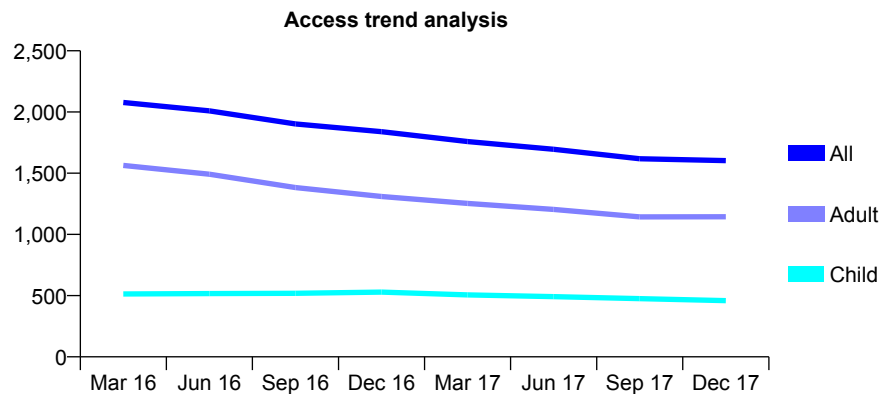
## Q46 - Vital Signs At a Glance Contract Report for 106984/0006 - December 2017

Name or company name	Ravat and Ray Dental Care (Salford) Ltd
Contract type name	GDS Contract
Purpose of contract	General
Contract start date	01/04/2013
Contract end date	

17/18 Contracted general activity (UDA)	7,000
Carry forward general activity (UDA)	-120
17/18 Contracted orthodontic activity (UOA)	0
Carry forward orthodontic activity (UOA)	0
Baseline contract value	£216,067.33

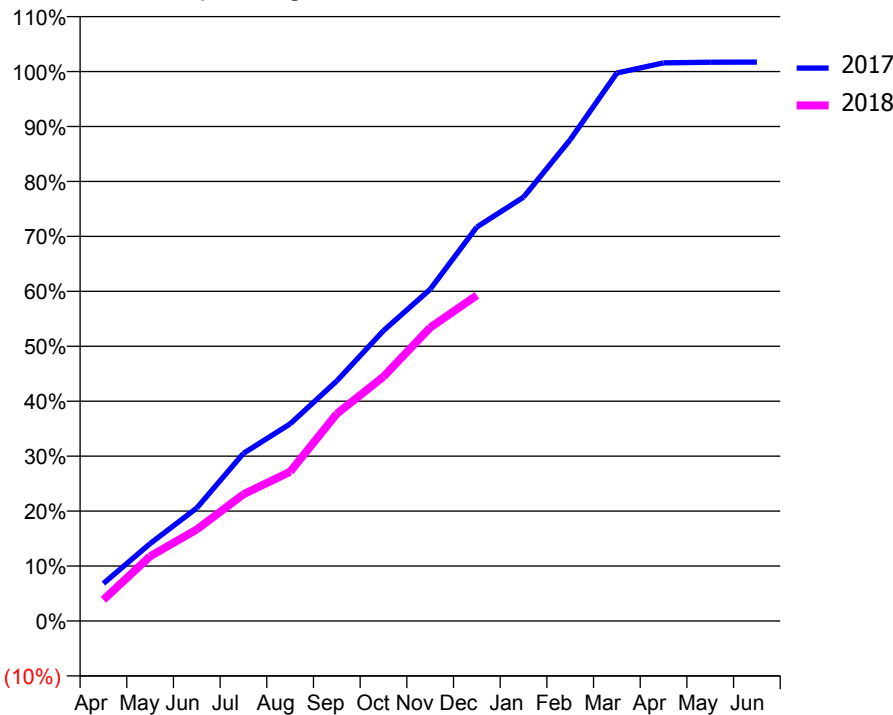
### ACCESS\*

Patients seen in 24 months	Total	Change since previous quarter
Quarter ending December 2016	1,839	
Quarter ending March 2017	1,759	↓
Quarter ending June 2017	1,696	↓
Quarter ending September 2017	1,618	↓
Quarter ending December 2017	1,603	→
<b>Variance since December 2016</b>	<b>(12.8%)</b>	<b>↓</b>



### ACTIVITY

Cumulative percentage of contracted UDA delivered 2017 & 2018



Month	Adjusted Scheduled Activity (UDA)	
	2017	2018
April	478	271
May	986	825
June	1,440	1,165
July	2,137	1,615
August	2,512	1,902
September	3,058	2,640
October	3,699	3,114
November	4,225	3,739
December	5,018	4,149
January	5,399	
February	6,131	
March	6,981	
April	7,109	
May	7,119	
June	7,120	

### QUALITY

	Quantity	Base Number	Contract	AT	Region	England
% of FP17s for the same patient ID Re-attending within 3 months - Children	78	511	15.3%	12.4%	12.9%	12.0%
% of FP17s for the same patient ID Re-attending within 3 months - Adults	190	1,064	17.9%	16.8%	16.5%	15.9%
% of FP17s for the same patient ID Re-attending between 3 & 9 months - Children	339	511	66.3%	57.3%	59.6%	58.0%
% of FP17s for the same patient ID Re-attending between 3 & 9 months - Adults	612	1,064	57.5%	50.6%	52.8%	50.5%
% of FP17s for Band 1 Urgent Courses	104	1,522	6.8%	10.2%	9.1%	9.0%
% of FP17s Relating to Free Repair or Replacements	5	1,522	0.3%	0.9%	1.0%	0.8%
% of FP17s Relating to Continuations	8	1,522	0.5%	1.0%	1.2%	1.1%
% of Patients satisfied with the dentistry they have received	0	0	N/A	91.8%	91.6%	91.5%
% of Patients satisfied with the time they had to wait for an appointment	0	0	N/A	88.2%	88.3%	87.9%

\* This is based on patients treated on this contract for their most recent course of treatment. Figures in italics indicate the base number of FP17s or Patient Questionnaire responses are less than 100. N/A is shown where the base number of responses is less than 10 during the period. % is calculated as Quantity/Base number\*100

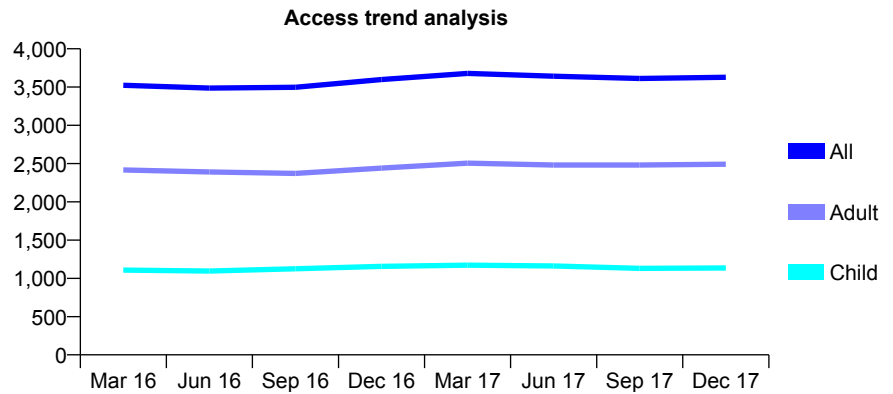
## Q46 - Vital Signs At a Glance Contract Report for 108367/0001 - December 2017

Name or company name	Bell Lane Dental Practice
Contract type name	GDS Contract
Purpose of contract	General and Orthodontic
Contract start date	01/04/2012
Contract end date	

17/18 Contracted general activity (UDA)	12,338
Carry forward general activity (UDA)	-67
17/18 Contracted orthodontic activity (UOA)	1,680
Carry forward orthodontic activity (UOA)	31
Baseline contract value	£566,182.23

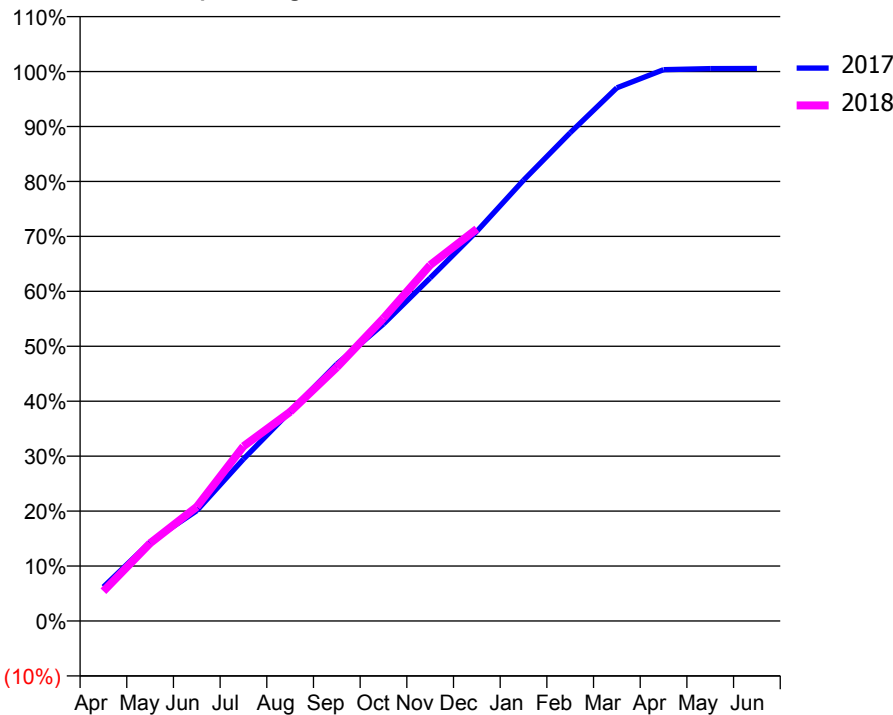
### ACCESS\*

Patients seen in 24 months	Total	Change since previous quarter
Quarter ending December 2016	3,598	
Quarter ending March 2017	3,678	↑
Quarter ending June 2017	3,642	→
Quarter ending September 2017	3,612	→
Quarter ending December 2017	3,628	→
<b>Variance since December 2016</b>	<b>0.8%</b>	<b>→</b>



### ACTIVITY

Cumulative percentage of contracted UDA delivered 2017 & 2018



Month	Adjusted Scheduled Activity (UDA)	
	2017	2018
April	764	669
May	1,770	1,748
June	2,478	2,564
July	3,635	3,923
August	4,704	4,695
September	5,767	5,698
October	6,669	6,797
November	7,703	7,994
December	8,750	8,805
January	9,896	
February	10,962	
March	11,971	
April	12,379	
May	12,401	
June	12,405	

### QUALITY

	Quantity	Base Number	Contract	AT	Region	England
% of FP17s for the same patient ID Re-attending within 3 months - Children	103	1,329	7.8%	12.4%	12.9%	12.0%
% of FP17s for the same patient ID Re-attending within 3 months - Adults	344	2,548	13.5%	16.8%	16.5%	15.9%
% of FP17s for the same patient ID Re-attending between 3 & 9 months - Children	854	1,329	64.3%	57.3%	59.6%	58.0%
% of FP17s for the same patient ID Re-attending between 3 & 9 months - Adults	1,353	2,548	53.1%	50.6%	52.8%	50.5%
% of FP17s for Band 1 Urgent Courses	179	3,593	5.0%	10.2%	9.1%	9.0%
% of FP17s Relating to Free Repair or Replacements	46	3,593	1.3%	0.9%	1.0%	0.8%
% of FP17s Relating to Continuations	88	3,593	2.4%	1.0%	1.2%	1.1%
% of Patients satisfied with the dentistry they have received	2	2	N/A	91.8%	91.6%	91.5%
% of Patients satisfied with the time they had to wait for an appointment	2	2	N/A	88.2%	88.3%	87.9%

\* This is based on patients treated on this contract for their most recent course of treatment. Figures in italics indicate the base number of FP17s or Patient Questionnaire responses are less than 100. N/A is shown where the base number of responses is less than 10 during the period. % is calculated as Quantity/Base number\*100



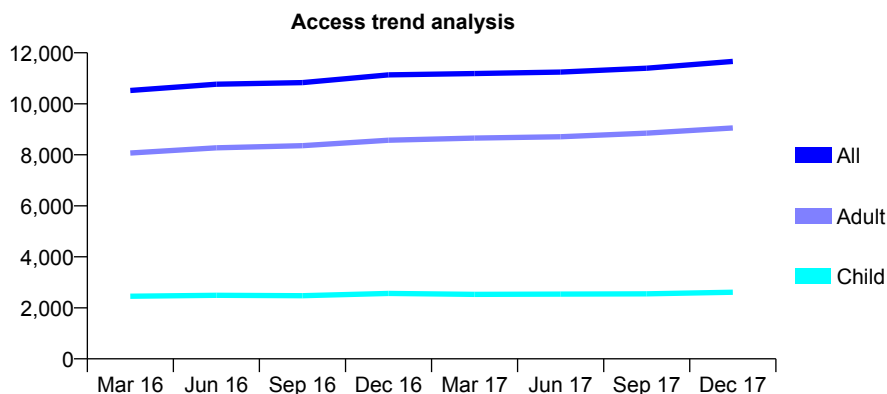
## Q46 - Vital Signs At a Glance Contract Report for 108944/0001 - December 2017

Name or company name	Kenworthy Street Partnership
Contract type name	GDS Contract
Purpose of contract	General
Contract start date	01/04/2011
Contract end date	

17/18 Contracted general activity (UDA)	33,191
Carry forward general activity (UDA)	894
17/18 Contracted orthodontic activity (UOA)	0
Carry forward orthodontic activity (UOA)	0
Baseline contract value	£1,102,963.91

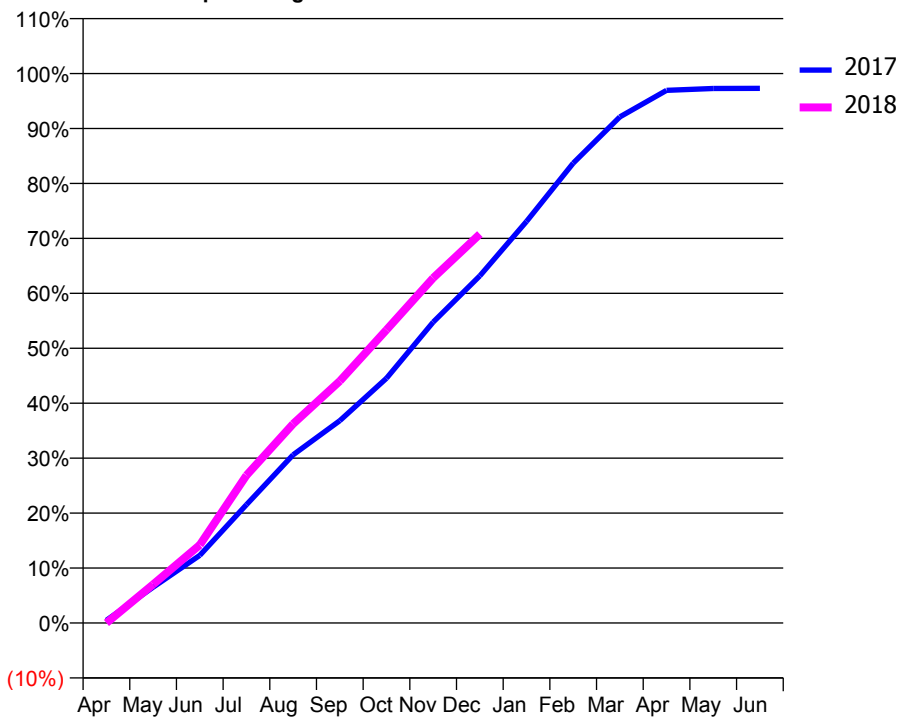
### ACCESS\*

Patients seen in 24 months	Total	Change since previous quarter
Quarter ending December 2016	11,134	
Quarter ending March 2017	11,188	→
Quarter ending June 2017	11,246	→
Quarter ending September 2017	11,397	→
Quarter ending December 2017	11,663	↑
<b>Variance since December 2016</b>	<b>4.8%</b>	<b>↑</b>



### ACTIVITY

Cumulative percentage of contracted UDA delivered 2017 & 2018



Month	Adjusted Scheduled Activity (UDA)	
	2017	2018
April	162	-4
May	2,164	2,333
June	4,090	4,714
July	7,146	8,921
August	10,158	12,025
September	12,222	14,614
October	14,784	17,709
November	18,175	20,843
December	20,967	23,494
January	24,254	
February	27,773	
March	30,567	
April	32,176	
May	32,283	
June	32,297	

### QUALITY

	Quantity	Base Number	Contract	AT	Region	England
% of FP17s for the same patient ID Re-attending within 3 months - Children	156	2,620	6.0%	12.4%	12.9%	12.0%
% of FP17s for the same patient ID Re-attending within 3 months - Adults	1,050	7,956	13.2%	16.8%	16.5%	15.9%
% of FP17s for the same patient ID Re-attending between 3 & 9 months - Children	1,325	2,620	50.6%	57.3%	59.6%	58.0%
% of FP17s for the same patient ID Re-attending between 3 & 9 months - Adults	2,767	7,956	34.8%	50.6%	52.8%	50.5%
% of FP17s for Band 1 Urgent Courses	830	9,875	8.4%	10.2%	9.1%	9.0%
% of FP17s Relating to Free Repair or Replacements	134	9,875	1.4%	0.9%	1.0%	0.8%
% of FP17s Relating to Continuations	147	9,875	1.5%	1.0%	1.2%	1.1%
% of Patients satisfied with the dentistry they have received	9	9	N/A	91.8%	91.6%	91.5%
% of Patients satisfied with the time they had to wait for an appointment	9	9	N/A	88.2%	88.3%	87.9%

\* This is based on patients treated on this contract for their most recent course of treatment. Figures in italics indicate the base number of FP17s or Patient Questionnaire responses are less than 100. N/A is shown where the base number of responses is less than 10 during the period. % is calculated as Quantity/Base number\*100

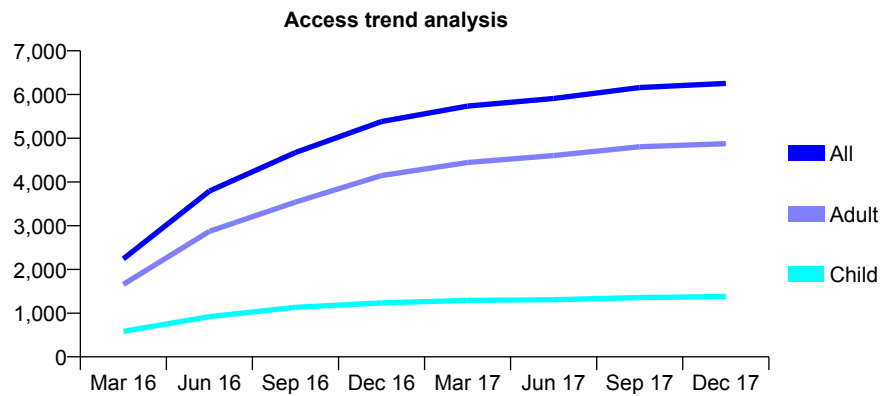
## Q46 - Vital Signs At a Glance Contract Report for 109037/0001 - December 2017

Name or company name	Cheadle Heath Dental Practice
Contract type name	GDS Contract
Purpose of contract	General
Contract start date	01/12/2015
Contract end date	

17/18 Contracted general activity (UDA)	17,500
Carry forward general activity (UDA)	-63
17/18 Contracted orthodontic activity (UOA)	0
Carry forward orthodontic activity (UOA)	0
Baseline contract value	£519,103.14

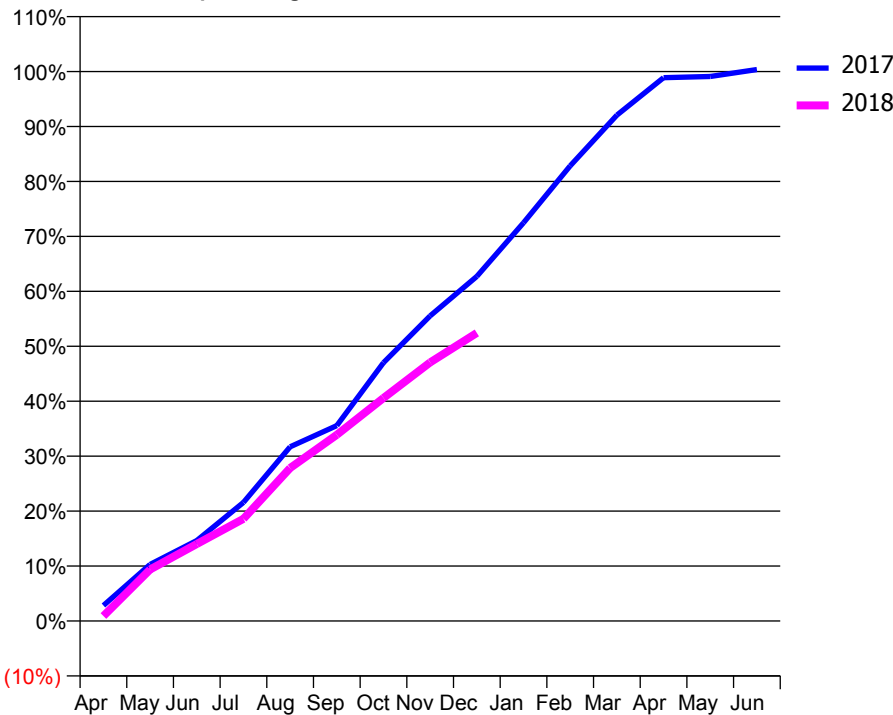
### ACCESS\*

Patients seen in 24 months	Total	Change since previous quarter
Quarter ending December 2016	5,383	
Quarter ending March 2017	5,737	↑
Quarter ending June 2017	5,909	↑
Quarter ending September 2017	6,161	↑
Quarter ending December 2017	6,255	→
<b>Variance since December 2016</b>	<b>16.2%</b>	<b>↑</b>



### ACTIVITY

Cumulative percentage of contracted UDA delivered 2017 & 2018



Month	Adjusted Scheduled Activity (UDA)	
	2017	2018
April	493	157
May	1,805	1,641
June	2,561	2,453
July	3,775	3,253
August	5,547	4,874
September	6,222	5,931
October	8,227	7,104
November	9,719	8,238
December	10,977	9,177
January	12,681	
February	14,495	
March	16,111	
April	17,304	
May	17,341	
June	17,563	

### QUALITY

	Quantity	Base Number	Contract	AT	Region	England
% of FP17s for the same patient ID Re-attending within 3 months - Children	95	1,221	7.8%	12.4%	12.9%	12.0%
% of FP17s for the same patient ID Re-attending within 3 months - Adults	675	4,219	16.0%	16.8%	16.5%	15.9%
% of FP17s for the same patient ID Re-attending between 3 & 9 months - Children	698	1,221	57.2%	57.3%	59.6%	58.0%
% of FP17s for the same patient ID Re-attending between 3 & 9 months - Adults	2,098	4,219	49.7%	50.6%	52.8%	50.5%
% of FP17s for Band 1 Urgent Courses	210	4,742	4.4%	10.2%	9.1%	9.0%
% of FP17s Relating to Free Repair or Replacements	40	4,742	0.8%	0.9%	1.0%	0.8%
% of FP17s Relating to Continuations	59	4,742	1.2%	1.0%	1.2%	1.1%
% of Patients satisfied with the dentistry they have received	30	31	96.8%	91.8%	91.6%	91.5%
% of Patients satisfied with the time they had to wait for an appointment	30	31	96.8%	88.2%	88.3%	87.9%

\* This is based on patients treated on this contract for their most recent course of treatment. Figures in italics indicate the base number of FP17s or Patient Questionnaire responses are less than 100. N/A is shown where the base number of responses is less than 10 during the period. % is calculated as Quantity/Base number\*100

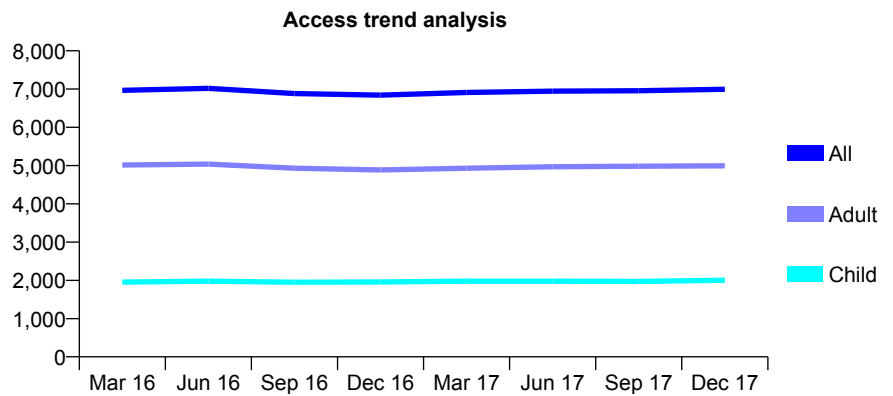
## Q46 - Vital Signs At a Glance Contract Report for 109169/0001 - December 2017

Name or company name	Ash Dental Practice Limited
Contract type name	GDS Contract
Purpose of contract	General
Contract start date	01/07/2010
Contract end date	

17/18 Contracted general activity (UDA)	20,111
Carry forward general activity (UDA)	-103
17/18 Contracted orthodontic activity (UOA)	0
Carry forward orthodontic activity (UOA)	0
Baseline contract value	£620,487.01

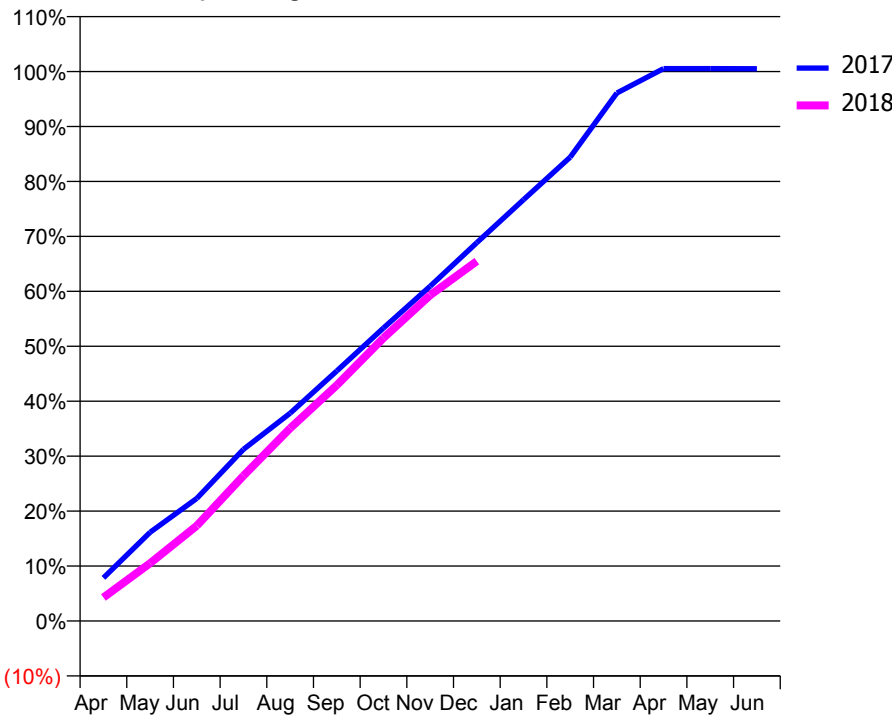
### ACCESS\*

Patients seen in 24 months	Total	Change since previous quarter
Quarter ending December 2016	6,842	
Quarter ending March 2017	6,909	→
Quarter ending June 2017	6,947	→
Quarter ending September 2017	6,956	→
Quarter ending December 2017	6,994	→
<b>Variance since December 2016</b>	<b>2.2%</b>	<b>↑</b>



### ACTIVITY

Cumulative percentage of contracted UDA delivered 2017 & 2018



Month	Adjusted Scheduled Activity (UDA)	
	2017	2018
April	1,581	861
May	3,247	2,114
June	4,487	3,485
July	6,285	5,317
August	7,604	7,056
September	9,152	8,630
October	10,726	10,360
November	12,250	11,927
December	13,847	13,169
January	15,419	
February	16,978	
March	19,322	
April	20,216	
May	20,216	
June	20,214	

### QUALITY

	Quantity	Base Number	Contract	AT	Region	England
% of FP17s for the same patient ID Re-attending within 3 months - Children	338	2,279	14.8%	12.4%	12.9%	12.0%
% of FP17s for the same patient ID Re-attending within 3 months - Adults	1,039	5,447	19.1%	16.8%	16.5%	15.9%
% of FP17s for the same patient ID Re-attending between 3 & 9 months - Children	1,325	2,279	58.1%	57.3%	59.6%	58.0%
% of FP17s for the same patient ID Re-attending between 3 & 9 months - Adults	2,701	5,447	49.6%	50.6%	52.8%	50.5%
% of FP17s for Band 1 Urgent Courses	893	6,392	14.0%	10.2%	9.1%	9.0%
% of FP17s Relating to Free Repair or Replacements	50	6,392	0.8%	0.9%	1.0%	0.8%
% of FP17s Relating to Continuations	0	6,392	0.0%	1.0%	1.2%	1.1%
% of Patients satisfied with the dentistry they have received	2	2	N/A	91.8%	91.6%	91.5%
% of Patients satisfied with the time they had to wait for an appointment	2	2	N/A	88.2%	88.3%	87.9%

\* This is based on patients treated on this contract for their most recent course of treatment. Figures in italics indicate the base number of FP17s or Patient Questionnaire responses are less than 100. N/A is shown where the base number of responses is less than 10 during the period. % is calculated as Quantity/Base number\*100

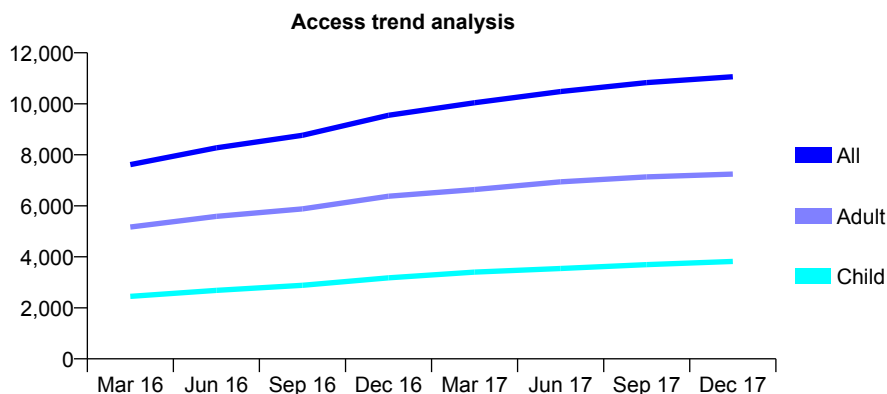
## Q46 - Vital Signs At a Glance Contract Report for 109266/0001 - December 2017

Name or company name	Urgent Dental Care Ltd
Contract type name	GDS Contract
Purpose of contract	General
Contract start date	01/09/2013
Contract end date	

17/18 Contracted general activity (UDA)	27,120
Carry forward general activity (UDA)	0
17/18 Contracted orthodontic activity (UOA)	0
Carry forward orthodontic activity (UOA)	0
Baseline contract value	£794,738.13

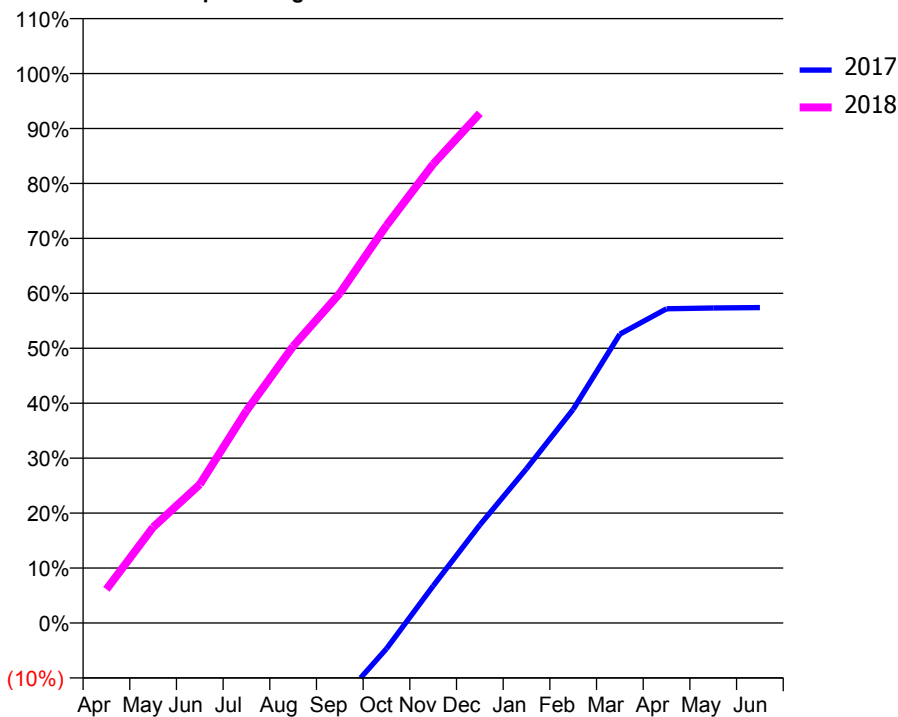
### ACCESS\*

Patients seen in 24 months	Total	Change since previous quarter
Quarter ending December 2016	9,552	
Quarter ending March 2017	10,041	↑
Quarter ending June 2017	10,479	↑
Quarter ending September 2017	10,829	↑
Quarter ending December 2017	11,063	↑
<b>Variance since December 2016</b>	<b>15.8%</b>	<b>↑</b>



### ACTIVITY

**Cumulative percentage of contracted UDA delivered 2017 & 2018**



Month	Adjusted Scheduled Activity (UDA)	
	2017	2018
April	-15,354	1,660
May	-12,498	4,726
June	-10,701	6,841
July	-7,924	10,475
August	-5,718	13,661
September	-3,886	16,271
October	-1,270	19,623
November	1,835	22,651
December	4,840	25,154
January	7,620	
February	10,549	
March	14,260	
April	15,506	
May	15,546	
June	15,567	

### QUALITY

	Quantity	Base Number	Contract	AT	Region	England
% of FP17s for the same patient ID Re-attending within 3 months - Children	529	4,372	12.1%	12.4%	12.9%	12.0%
% of FP17s for the same patient ID Re-attending within 3 months - Adults	1,124	6,965	16.1%	16.8%	16.5%	15.9%
% of FP17s for the same patient ID Re-attending between 3 & 9 months - Children	2,363	4,372	54.0%	57.3%	59.6%	58.0%
% of FP17s for the same patient ID Re-attending between 3 & 9 months - Adults	3,147	6,965	45.2%	50.6%	52.8%	50.5%
% of FP17s for Band 1 Urgent Courses	890	10,848	8.2%	10.2%	9.1%	9.0%
% of FP17s Relating to Free Repair or Replacements	85	10,848	0.8%	0.9%	1.0%	0.8%
% of FP17s Relating to Continuations	39	10,848	0.4%	1.0%	1.2%	1.1%
% of Patients satisfied with the dentistry they have received	2	2	N/A	91.8%	91.6%	91.5%
% of Patients satisfied with the time they had to wait for an appointment	2	2	N/A	88.2%	88.3%	87.9%

\* This is based on patients treated on this contract for their most recent course of treatment. Figures in italics indicate the base number of FP17s or Patient Questionnaire responses are less than 100. N/A is shown where the base number of responses is less than 10 during the period. % is calculated as Quantity/Base number\*100

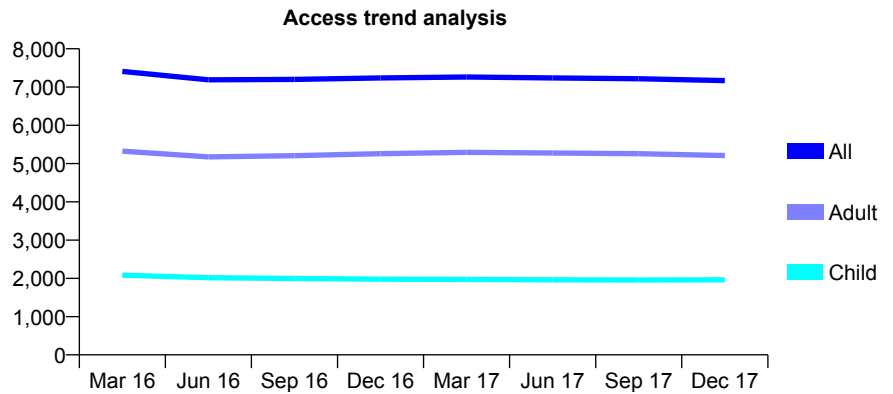
## Q46 - Vital Signs At a Glance Contract Report for 109703/0001 - December 2017

Name or company name	Clarendon Dental Practice
Contract type name	GDS Contract
Purpose of contract	General
Contract start date	01/04/2009
Contract end date	

17/18 Contracted general activity (UDA)	23,600
Carry forward general activity (UDA)	-257
17/18 Contracted orthodontic activity (UOA)	0
Carry forward orthodontic activity (UOA)	0
Baseline contract value	£785,195.92

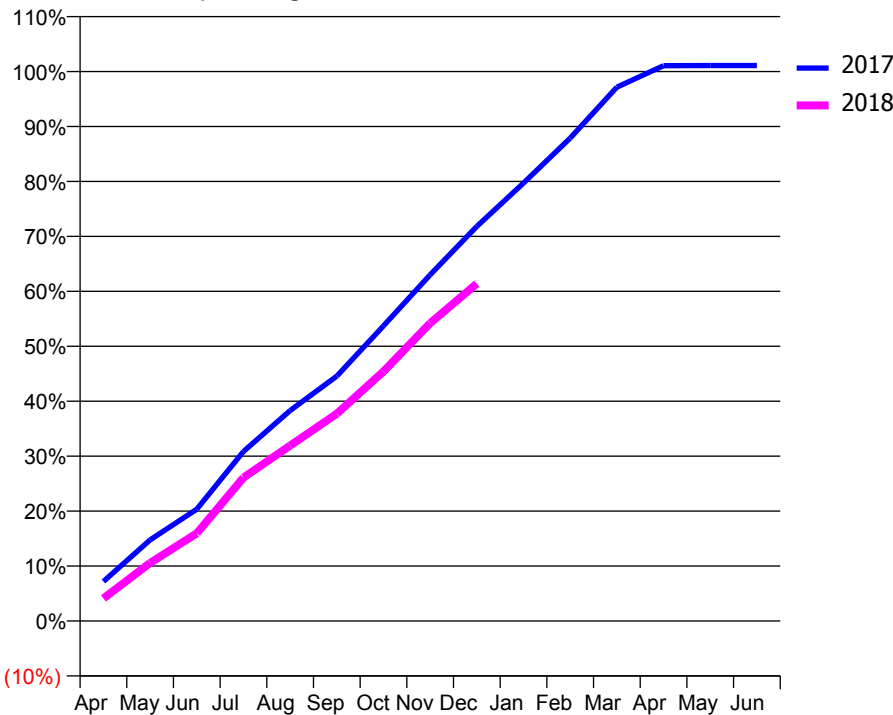
### ACCESS\*

Patients seen in 24 months	Total	Change since previous quarter
Quarter ending December 2016	7,237	
Quarter ending March 2017	7,262	→
Quarter ending June 2017	7,238	→
Quarter ending September 2017	7,217	→
Quarter ending December 2017	7,170	→
<b>Variance since December 2016</b>	<b>(0.9%)</b>	→



### ACTIVITY

Cumulative percentage of contracted UDA delivered 2017 & 2018



Month	Adjusted Scheduled Activity (UDA)	
	2017	2018
April	1,698	968
May	3,487	2,497
June	4,799	3,767
July	7,280	6,157
August	9,040	7,534
September	10,519	8,901
October	12,679	10,717
November	14,871	12,791
December	16,947	14,494
January	18,813	
February	20,741	
March	22,925	
April	23,850	
May	23,856	
June	23,857	

### QUALITY

	Quantity	Base Number	Contract	AT	Region	England
% of FP17s for the same patient ID Re-attending within 3 months - Children	134	2,064	6.5%	12.4%	12.9%	12.0%
% of FP17s for the same patient ID Re-attending within 3 months - Adults	602	5,078	11.9%	16.8%	16.5%	15.9%
% of FP17s for the same patient ID Re-attending between 3 & 9 months - Children	1,231	2,064	59.6%	57.3%	59.6%	58.0%
% of FP17s for the same patient ID Re-attending between 3 & 9 months - Adults	2,659	5,078	52.4%	50.6%	52.8%	50.5%
% of FP17s for Band 1 Urgent Courses	632	6,711	9.4%	10.2%	9.1%	9.0%
% of FP17s Relating to Free Repair or Replacements	48	6,711	0.7%	0.9%	1.0%	0.8%
% of FP17s Relating to Continuations	99	6,711	1.5%	1.0%	1.2%	1.1%
% of Patients satisfied with the dentistry they have received	7	7	N/A	91.8%	91.6%	91.5%
% of Patients satisfied with the time they had to wait for an appointment	7	7	N/A	88.2%	88.3%	87.9%

\* This is based on patients treated on this contract for their most recent course of treatment. Figures in italics indicate the base number of FP17s or Patient Questionnaire responses are less than 100. N/A is shown where the base number of responses is less than 10 during the period. % is calculated as Quantity/Base number\*100

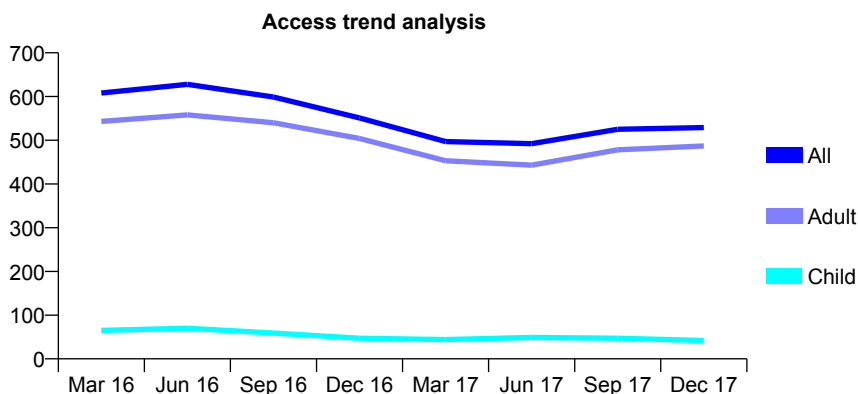
## Q46 - Vital Signs At a Glance Contract Report for 109703/0002 - December 2017

Name or company name	Clarendon Dental Practice
Contract type name	GDS Contract
Purpose of contract	General
Contract start date	01/04/2009
Contract end date	

17/18 Contracted general activity (UDA)	985
Carry forward general activity (UDA)	0
17/18 Contracted orthodontic activity (UOA)	0
Carry forward orthodontic activity (UOA)	0
Baseline contract value	£39,479.65

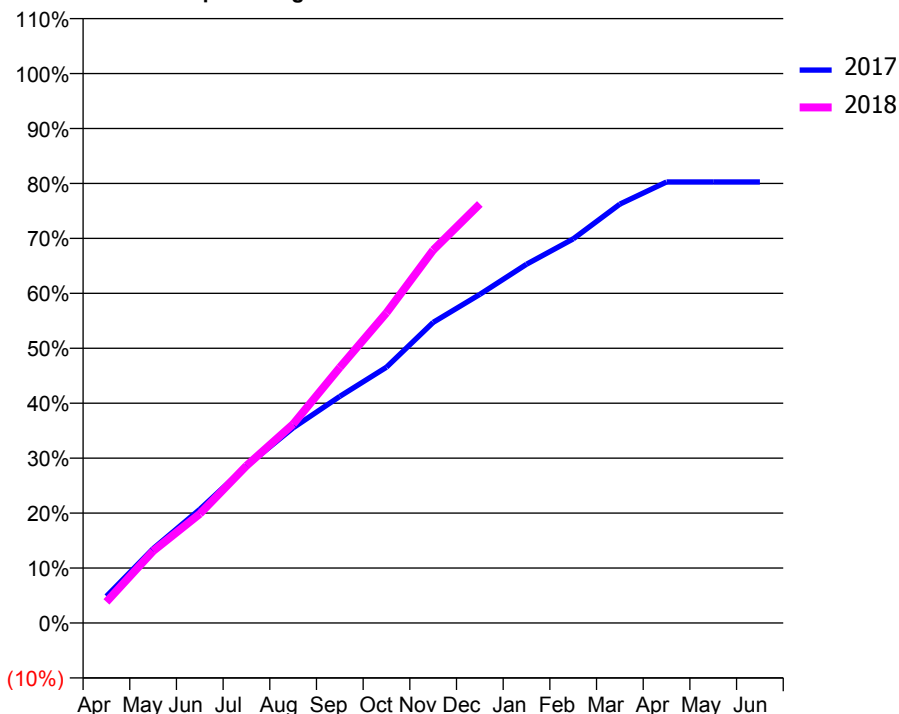
### ACCESS\*

Patients seen in 24 months	Total	Change since previous quarter
Quarter ending December 2016	551	
Quarter ending March 2017	497	↓
Quarter ending June 2017	492	↓
Quarter ending September 2017	525	↑
Quarter ending December 2017	529	→
<b>Variance since December 2016</b>	<b>(4.0%)</b>	<b>↓</b>



### ACTIVITY

Cumulative percentage of contracted UDA delivered 2017 & 2018



Month	Adjusted Scheduled Activity (UDA)	
	2017	2018
April	48	38
May	133	129
June	204	196
July	281	282
August	350	356
September	406	458
October	459	556
November	539	668
December	589	751
January	643	
February	689	
March	751	
April	791	
May	791	
June	791	

### QUALITY

	Quantity	Base Number	Contract	AT	Region	England
% of FP17s for the same patient ID Re-attending within 3 months - Children	3	68	4.4%	12.4%	12.9%	12.0%
% of FP17s for the same patient ID Re-attending within 3 months - Adults	33	592	5.6%	16.8%	16.5%	15.9%
% of FP17s for the same patient ID Re-attending between 3 & 9 months - Children	2	68	2.9%	57.3%	59.6%	58.0%
% of FP17s for the same patient ID Re-attending between 3 & 9 months - Adults	11	592	1.9%	50.6%	52.8%	50.5%
% of FP17s for Band 1 Urgent Courses	611	627	97.4%	10.2%	9.1%	9.0%
% of FP17s Relating to Free Repair or Replacements	0	627	0.0%	0.9%	1.0%	0.8%
% of FP17s Relating to Continuations	0	627	0.0%	1.0%	1.2%	1.1%
% of Patients satisfied with the dentistry they have received	0	0	N/A	91.8%	91.6%	91.5%
% of Patients satisfied with the time they had to wait for an appointment	0	0	N/A	88.2%	88.3%	87.9%

\* This is based on patients treated on this contract for their most recent course of treatment. Figures in italics indicate the base number of FP17s or Patient Questionnaire responses are less than 100. N/A is shown where the base number of responses is less than 10 during the period. % is calculated as Quantity/Base number\*100

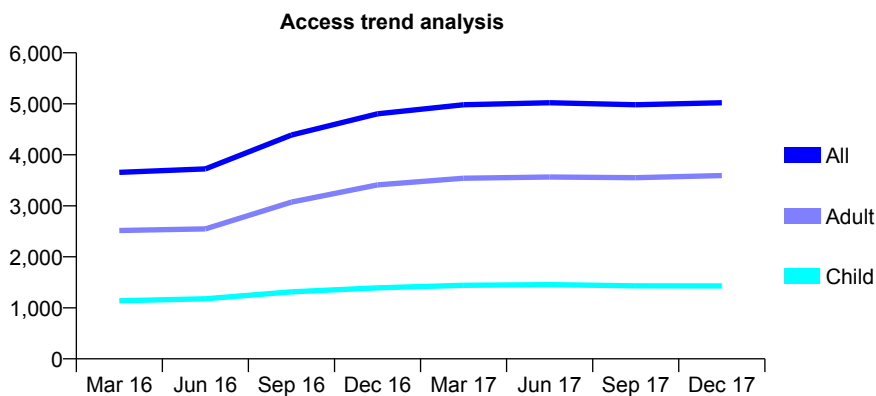
## Q46 - Vital Signs At a Glance Contract Report for 109800/0001 - December 2017

Name or company name	Pinfold Dental Practice
Contract type name	GDS Contract
Purpose of contract	General
Contract start date	01/02/2008
Contract end date	

17/18 Contracted general activity (UDA)	19,500
Carry forward general activity (UDA)	134
17/18 Contracted orthodontic activity (UOA)	0
Carry forward orthodontic activity (UOA)	0
Baseline contract value	£599,775.56

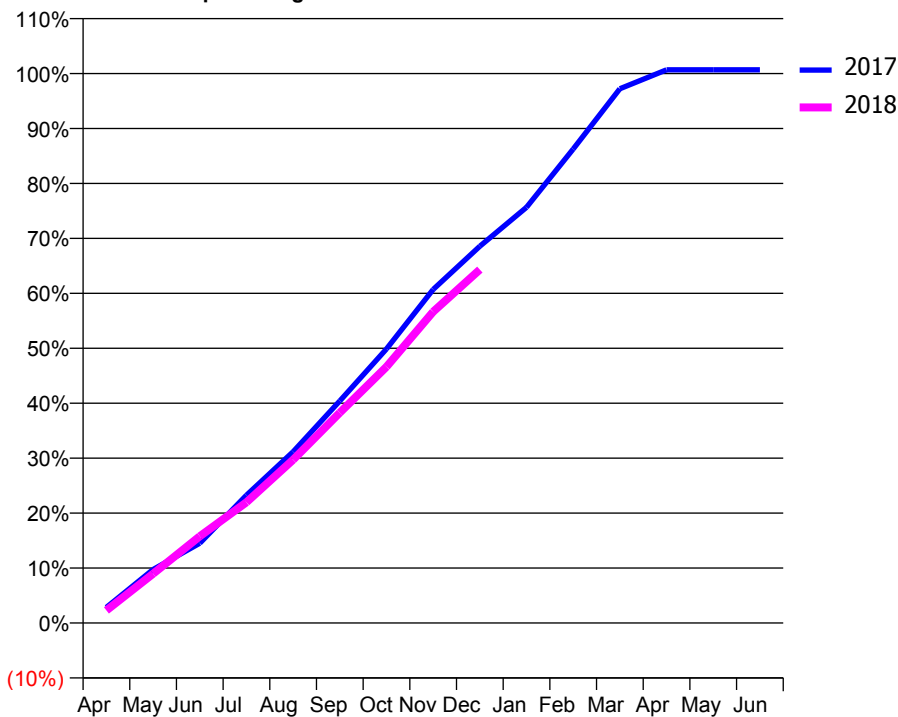
### ACCESS\*

Patients seen in 24 months	Total	Change since previous quarter
Quarter ending December 2016	4,803	
Quarter ending March 2017	4,982	↑
Quarter ending June 2017	5,021	→
Quarter ending September 2017	4,983	→
Quarter ending December 2017	5,022	→
<b>Variance since December 2016</b>	<b>4.6%</b>	<b>↑</b>



### ACTIVITY

Cumulative percentage of contracted UDA delivered 2017 & 2018



Month	Adjusted Scheduled Activity (UDA)	
	2017	2018
April	533	447
May	1,820	1,749
June	2,714	3,078
July	4,346	4,283
August	5,823	5,795
September	7,549	7,467
October	9,318	9,093
November	11,338	11,046
December	12,804	12,545
January	14,130	
February	16,110	
March	18,158	
April	18,802	
May	18,802	
June	18,802	

### QUALITY

	Quantity	Base Number	Contract	AT	Region	England
% of FP17s for the same patient ID Re-attending within 3 months - Children	169	1,514	11.2%	12.4%	12.9%	12.0%
% of FP17s for the same patient ID Re-attending within 3 months - Adults	810	3,827	21.2%	16.8%	16.5%	15.9%
% of FP17s for the same patient ID Re-attending between 3 & 9 months - Children	848	1,514	56.0%	57.3%	59.6%	58.0%
% of FP17s for the same patient ID Re-attending between 3 & 9 months - Adults	1,869	3,827	48.8%	50.6%	52.8%	50.5%
% of FP17s for Band 1 Urgent Courses	569	5,108	11.1%	10.2%	9.1%	9.0%
% of FP17s Relating to Free Repair or Replacements	47	5,108	0.9%	0.9%	1.0%	0.8%
% of FP17s Relating to Continuations	178	5,108	3.5%	1.0%	1.2%	1.1%
% of Patients satisfied with the dentistry they have received	3	3	N/A	91.8%	91.6%	91.5%
% of Patients satisfied with the time they had to wait for an appointment	2	3	N/A	88.2%	88.3%	87.9%

\* This is based on patients treated on this contract for their most recent course of treatment. Figures in italics indicate the base number of FP17s or Patient Questionnaire responses are less than 100. N/A is shown where the base number of responses is less than 10 during the period. % is calculated as Quantity/Base number\*100

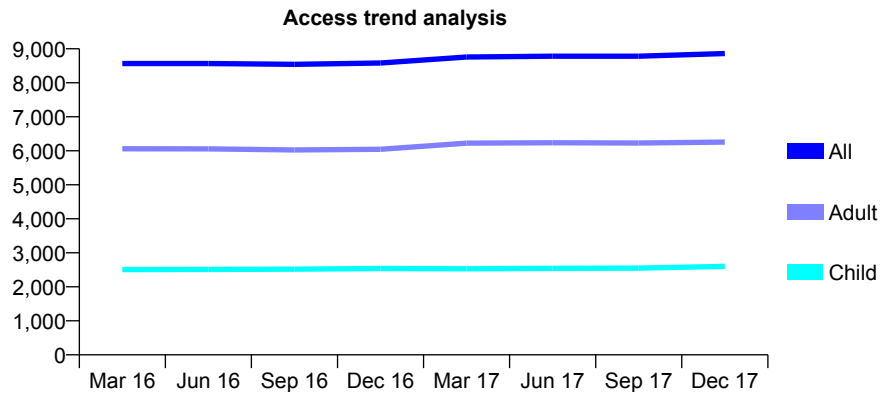
## Q46 - Vital Signs At a Glance Contract Report for 109851/0002 - December 2017

Name or company name	Wood & Woolfstein Dental Surgery
Contract type name	GDS Contract
Purpose of contract	General
Contract start date	01/04/2009
Contract end date	

17/18 Contracted general activity (UDA)	29,704
Carry forward general activity (UDA)	254
17/18 Contracted orthodontic activity (UOA)	0
Carry forward orthodontic activity (UOA)	0
Baseline contract value	£979,858.82

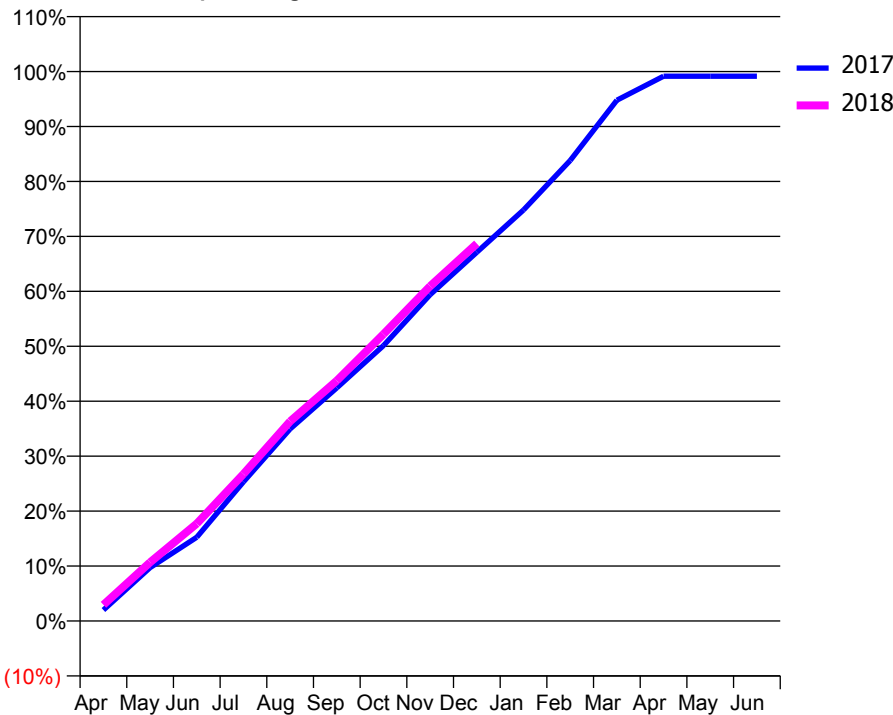
### ACCESS\*

Patients seen in 24 months	Total	Change since previous quarter
Quarter ending December 2016	8,584	
Quarter ending March 2017	8,757	↑
Quarter ending June 2017	8,782	→
Quarter ending September 2017	8,781	→
Quarter ending December 2017	8,860	→
<b>Variance since December 2016</b>	<b>3.2%</b>	<b>↑</b>



### ACTIVITY

Cumulative percentage of contracted UDA delivered 2017 & 2018



Month	Adjusted Scheduled Activity (UDA)	
	2017	2018
April	597	879
May	2,887	3,174
June	4,527	5,266
July	7,520	7,945
August	10,382	10,794
September	12,605	12,996
October	14,892	15,510
November	17,642	18,101
December	19,934	20,402
January	22,218	
February	24,891	
March	28,151	
April	29,447	
May	29,450	
June	29,450	

### QUALITY

	Quantity	Base Number	Contract	AT	Region	England
% of FP17s for the same patient ID Re-attending within 3 months - Children	384	3,547	10.8%	12.4%	12.9%	12.0%
% of FP17s for the same patient ID Re-attending within 3 months - Adults	1,388	8,007	17.3%	16.8%	16.5%	15.9%
% of FP17s for the same patient ID Re-attending between 3 & 9 months - Children	2,455	3,547	69.2%	57.3%	59.6%	58.0%
% of FP17s for the same patient ID Re-attending between 3 & 9 months - Adults	5,221	8,007	65.2%	50.6%	52.8%	50.5%
% of FP17s for Band 1 Urgent Courses	775	10,992	7.1%	10.2%	9.1%	9.0%
% of FP17s Relating to Free Repair or Replacements	91	10,992	0.8%	0.9%	1.0%	0.8%
% of FP17s Relating to Continuations	36	10,992	0.3%	1.0%	1.2%	1.1%
% of Patients satisfied with the dentistry they have received	9	9	N/A	91.8%	91.6%	91.5%
% of Patients satisfied with the time they had to wait for an appointment	9	9	N/A	88.2%	88.3%	87.9%

\* This is based on patients treated on this contract for their most recent course of treatment. Figures in italics indicate the base number of FP17s or Patient Questionnaire responses are less than 100. N/A is shown where the base number of responses is less than 10 during the period. % is calculated as Quantity/Base number\*100



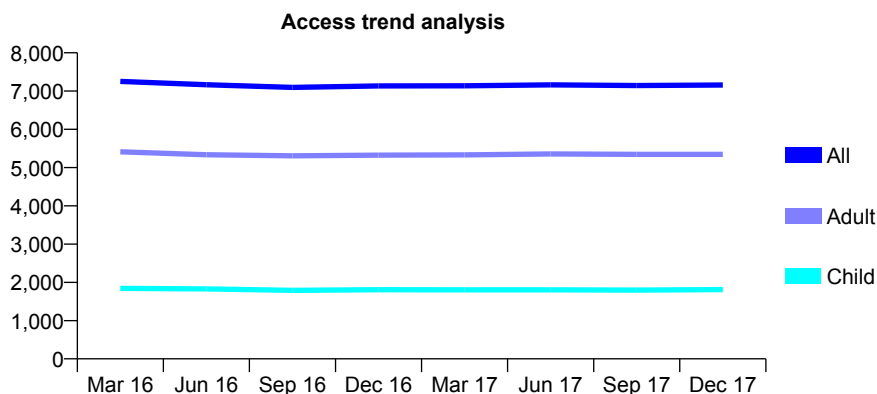
## Q46 - Vital Signs At a Glance Contract Report for 110264/0001 - December 2017

Name or company name	Spring Lane Dental Practice Ltd
Contract type name	Pilot Contract
Purpose of contract	General
Contract start date	07/04/2014
Contract end date	

17/18 Contracted general activity (UDA)	21,657
Carry forward general activity (UDA)	0
17/18 Contracted orthodontic activity (UOA)	0
Carry forward orthodontic activity (UOA)	0
Baseline contract value	£609,131.76

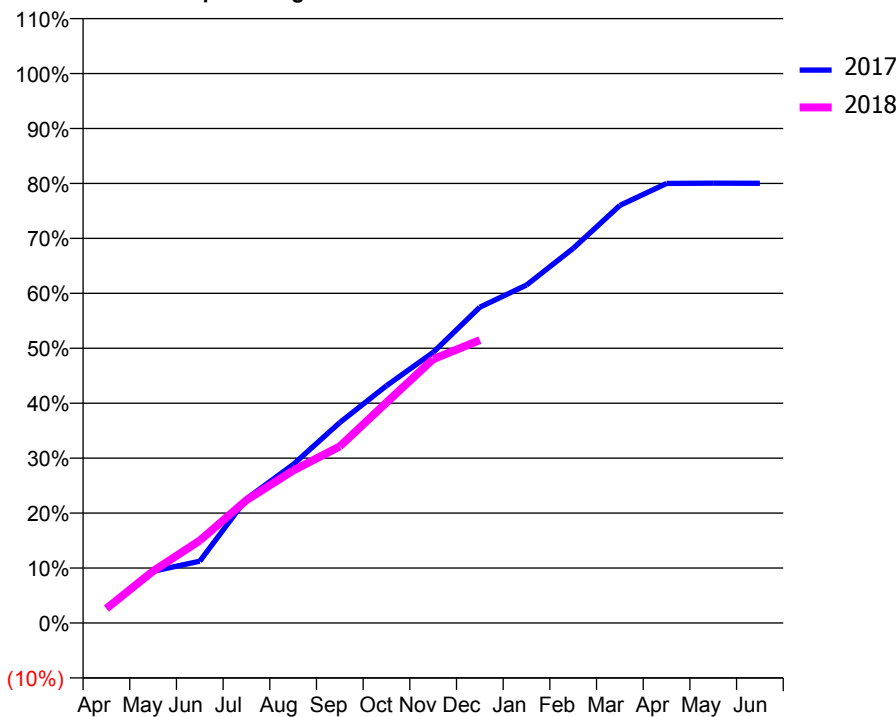
### ACCESS\*

Patients seen in 24 months	Total	Change since previous quarter
Quarter ending December 2016	7,135	
Quarter ending March 2017	7,138	→
Quarter ending June 2017	7,160	→
Quarter ending September 2017	7,144	→
Quarter ending December 2017	7,157	→
<b>Variance since December 2016</b>	<b>0.3%</b>	<b>→</b>



### ACTIVITY

**Cumulative percentage of contracted UDA delivered 2017 & 2018**



Month	Adjusted Scheduled Activity (UDA)	
	2017	2018
April	585	570
May	2,043	2,048
June	2,435	3,253
July	4,894	4,841
August	6,247	6,008
September	7,904	6,963
October	9,351	8,691
November	10,664	10,397
December	12,445	11,151
January	13,320	
February	14,765	
March	16,456	
April	17,324	
May	17,337	
June	17,330	

### QUALITY

	Quantity	Base Number	Contract	AT	Region	England
% of FP17s for the same patient ID Re-attending within 3 months - Children	78	1,948	4.0%	12.4%	12.9%	12.0%
% of FP17s for the same patient ID Re-attending within 3 months - Adults	512	4,952	10.3%	16.8%	16.5%	15.9%
% of FP17s for the same patient ID Re-attending between 3 & 9 months - Children	1,280	1,948	65.7%	57.3%	59.6%	58.0%
% of FP17s for the same patient ID Re-attending between 3 & 9 months - Adults	2,320	4,952	46.8%	50.6%	52.8%	50.5%
% of FP17s for Band 1 Urgent Courses	287	6,480	4.4%	10.2%	9.1%	9.0%
% of FP17s Relating to Free Repair or Replacements	75	6,480	1.2%	0.9%	1.0%	0.8%
% of FP17s Relating to Continuations	15	6,480	0.2%	1.0%	1.2%	1.1%
% of Patients satisfied with the dentistry they have received	6	7	N/A	91.8%	91.6%	91.5%
% of Patients satisfied with the time they had to wait for an appointment	5	7	N/A	88.2%	88.3%	87.9%

\* This is based on patients treated on this contract for their most recent course of treatment. Figures in italics indicate the base number of FP17s or Patient Questionnaire responses are less than 100. N/A is shown where the base number of responses is less than 10 during the period. % is calculated as Quantity/Base number\*100

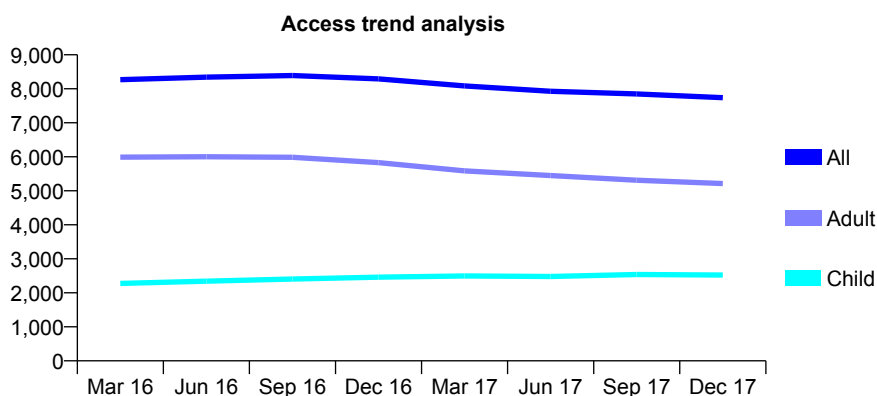
## Q46 - Vital Signs At a Glance Contract Report for 111937/0001 - December 2017

Name or company name	Deane Dental
Contract type name	GDS Contract
Purpose of contract	General
Contract start date	01/04/2011
Contract end date	

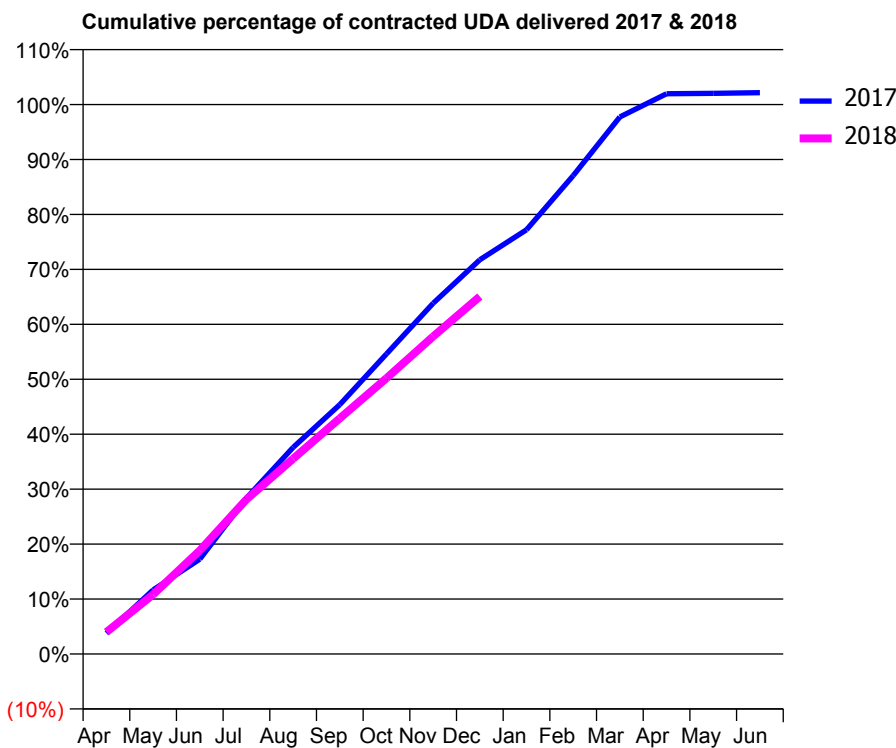
17/18 Contracted general activity (UDA)	26,200
Carry forward general activity (UDA)	-524
17/18 Contracted orthodontic activity (UOA)	0
Carry forward orthodontic activity (UOA)	0
Baseline contract value	£689,473.37

### ACCESS\*

Patients seen in 24 months	Total	Change since previous quarter
Quarter ending December 2016	8,292	
Quarter ending March 2017	8,084	↓
Quarter ending June 2017	7,928	↓
Quarter ending September 2017	7,850	→
Quarter ending December 2017	7,739	↓
<b>Variance since December 2016</b>	<b>(6.7%)</b>	<b>↓</b>



### ACTIVITY



Month	Adjusted Scheduled Activity (UDA)	
	2017	2018
April	986	1,044
May	3,056	2,836
June	4,523	4,938
July	7,434	7,371
August	9,851	9,312
September	11,895	11,238
October	14,310	13,152
November	16,723	15,141
December	18,800	17,047
January	20,230	
February	22,809	
March	25,609	
April	26,713	
May	26,731	
June	26,764	

### QUALITY

	Quantity	Base Number	Contract	AT	Region	England
% of FP17s for the same patient ID Re-attending within 3 months - Children	363	2,933	12.4%	12.4%	12.9%	12.0%
% of FP17s for the same patient ID Re-attending within 3 months - Adults	1,196	5,258	22.7%	16.8%	16.5%	15.9%
% of FP17s for the same patient ID Re-attending between 3 & 9 months - Children	1,748	2,933	59.6%	57.3%	59.6%	58.0%
% of FP17s for the same patient ID Re-attending between 3 & 9 months - Adults	2,516	5,258	47.9%	50.6%	52.8%	50.5%
% of FP17s for Band 1 Urgent Courses	1,638	7,719	21.2%	10.2%	9.1%	9.0%
% of FP17s Relating to Free Repair or Replacements	140	7,719	1.8%	0.9%	1.0%	0.8%
% of FP17s Relating to Continuations	13	7,719	0.2%	1.0%	1.2%	1.1%
% of Patients satisfied with the dentistry they have received	2	2	N/A	91.8%	91.6%	91.5%
% of Patients satisfied with the time they had to wait for an appointment	2	2	N/A	88.2%	88.3%	87.9%

\* This is based on patients treated on this contract for their most recent course of treatment. Figures in italics indicate the base number of FP17s or Patient Questionnaire responses are less than 100. N/A is shown where the base number of responses is less than 10 during the period. % is calculated as Quantity/Base number\*100

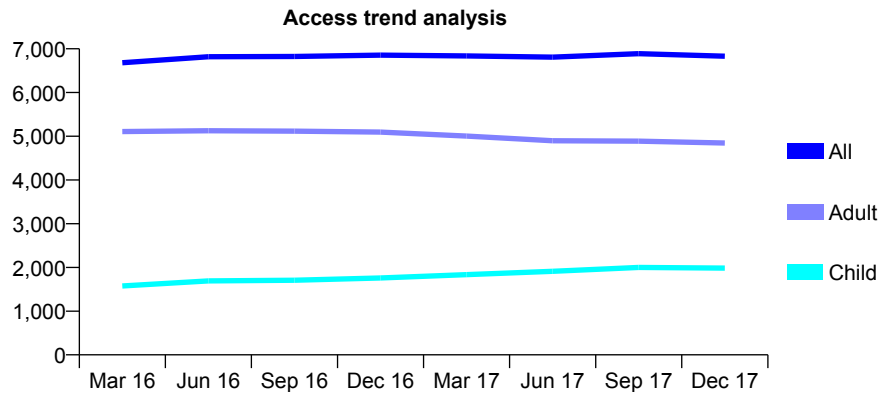
## Q46 - Vital Signs At a Glance Contract Report for 112429/0001 - December 2017

Name or company name	Bolton and Bury Dental Practice Partnership
Contract type name	GDS Contract
Purpose of contract	General
Contract start date	01/03/2013
Contract end date	

17/18 Contracted general activity (UDA)	20,000
Carry forward general activity (UDA)	262
17/18 Contracted orthodontic activity (UOA)	0
Carry forward orthodontic activity (UOA)	0
Baseline contract value	£642,963.87

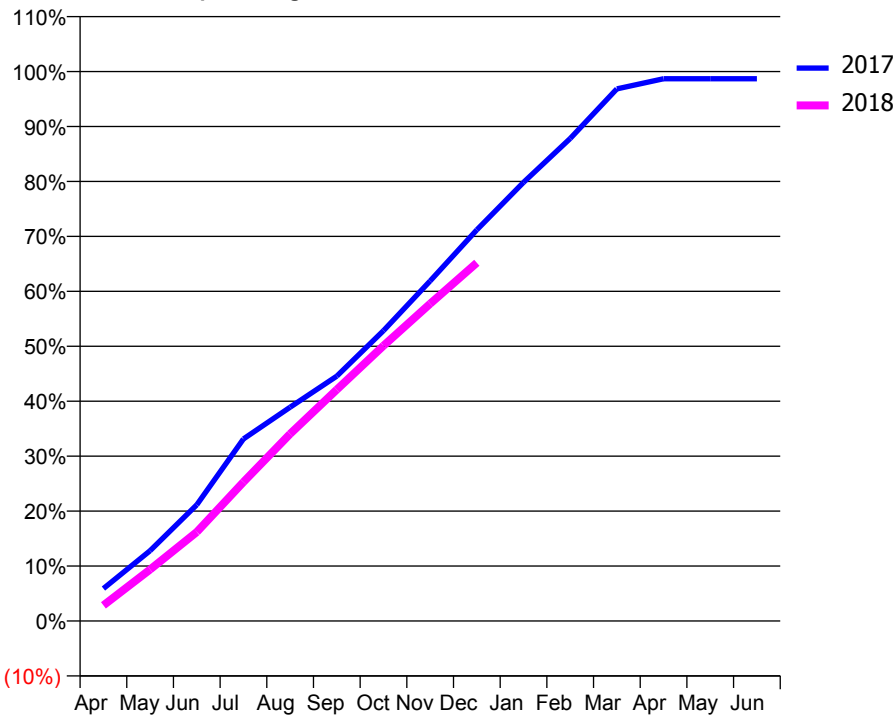
### ACCESS\*

Patients seen in 24 months	Total	Change since previous quarter
Quarter ending December 2016	6,854	
Quarter ending March 2017	6,838	→
Quarter ending June 2017	6,810	→
Quarter ending September 2017	6,888	→
Quarter ending December 2017	6,831	→
<b>Variance since December 2016</b>	<b>(0.3%)</b>	<b>→</b>



### ACTIVITY

Cumulative percentage of contracted UDA delivered 2017 & 2018



Month	Adjusted Scheduled Activity (UDA)	
	2017	2018
April	1,182	569
May	2,561	1,878
June	4,232	3,237
July	6,630	5,062
August	7,781	6,813
September	8,915	8,421
October	10,569	10,018
November	12,379	11,550
December	14,239	13,040
January	15,965	
February	17,560	
March	19,368	
April	19,735	
May	19,737	
June	19,738	

### QUALITY

	Quantity	Base Number	Contract	AT	Region	England
% of FP17s for the same patient ID Re-attending within 3 months - Children	119	2,189	5.4%	12.4%	12.9%	12.0%
% of FP17s for the same patient ID Re-attending within 3 months - Adults	570	4,396	13.0%	16.8%	16.5%	15.9%
% of FP17s for the same patient ID Re-attending between 3 & 9 months - Children	1,356	2,189	61.9%	57.3%	59.6%	58.0%
% of FP17s for the same patient ID Re-attending between 3 & 9 months - Adults	1,955	4,396	44.5%	50.6%	52.8%	50.5%
% of FP17s for Band 1 Urgent Courses	634	6,370	10.0%	10.2%	9.1%	9.0%
% of FP17s Relating to Free Repair or Replacements	57	6,370	0.9%	0.9%	1.0%	0.8%
% of FP17s Relating to Continuations	83	6,370	1.3%	1.0%	1.2%	1.1%
% of Patients satisfied with the dentistry they have received	17	18	94.4%	91.8%	91.6%	91.5%
% of Patients satisfied with the time they had to wait for an appointment	16	18	88.9%	88.2%	88.3%	87.9%

\* This is based on patients treated on this contract for their most recent course of treatment. Figures in italics indicate the base number of FP17s or Patient Questionnaire responses are less than 100. N/A is shown where the base number of responses is less than 10 during the period. % is calculated as Quantity/Base number\*100

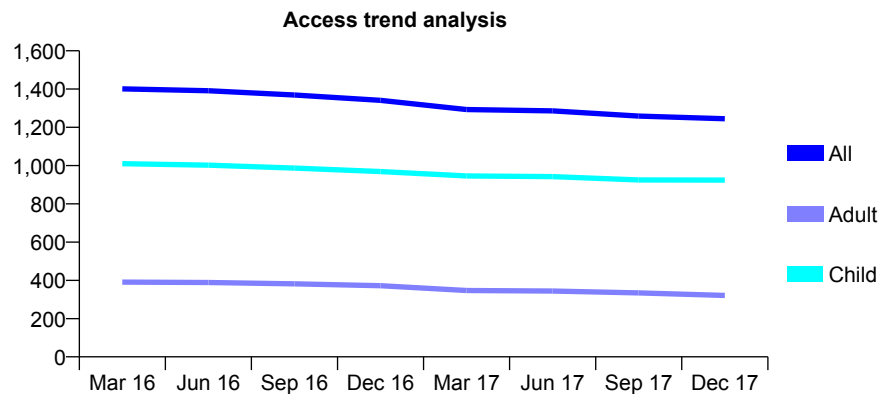
## Q46 - Vital Signs At a Glance Contract Report for 112682/0001 - December 2017

Name or company name	Pemberton Dental Practice
Contract type name	GDS Contract
Purpose of contract	General
Contract start date	01/04/2014
Contract end date	

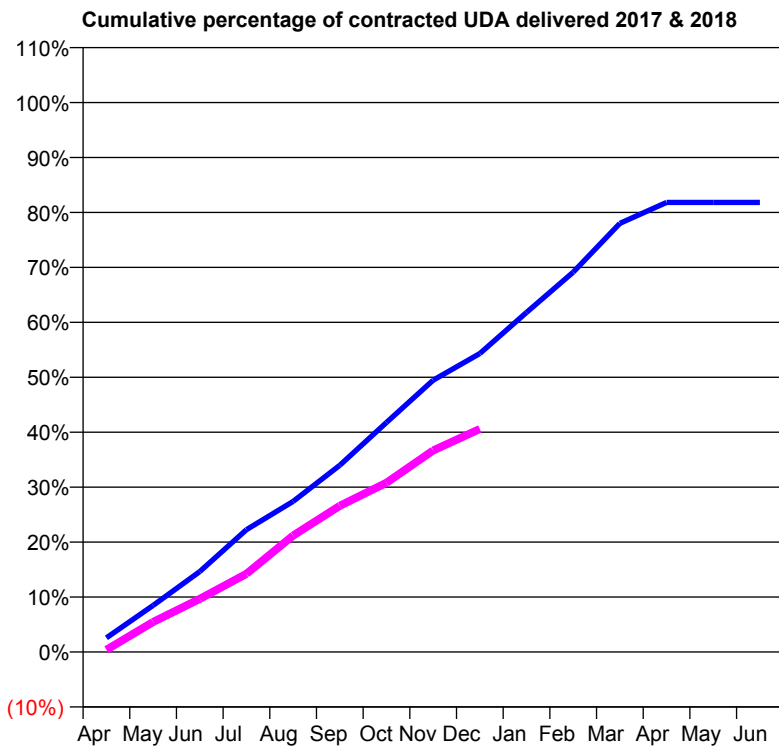
17/18 Contracted general activity (UDA)	5,500
Carry forward general activity (UDA)	0
17/18 Contracted orthodontic activity (UOA)	0
Carry forward orthodontic activity (UOA)	0
Baseline contract value	£136,368.39

### ACCESS\*

Patients seen in 24 months	Total	Change since previous quarter
Quarter ending December 2016	1,341	
Quarter ending March 2017	1,293	↓
Quarter ending June 2017	1,286	→
Quarter ending September 2017	1,259	↓
Quarter ending December 2017	1,245	↓
<b>Variance since December 2016</b>	<b>(7.2%)</b>	<b>↓</b>



### ACTIVITY



Month	Adjusted Scheduled Activity (UDA)	
	2017	2018
April	114	22
May	373	301
June	645	532
July	979	783
August	1,206	1,166
September	1,495	1,463
October	1,839	1,694
November	2,177	2,018
December	2,391	2,232
January	2,719	
February	3,042	
March	3,433	
April	3,600	
May	3,600	
June	3,600	

### QUALITY

	Quantity	Base Number	Contract	AT	Region	England
% of FP17s for the same patient ID Re-attending within 3 months - Children	194	1,208	16.1%	12.4%	12.9%	12.0%
% of FP17s for the same patient ID Re-attending within 3 months - Adults	65	265	24.5%	16.8%	16.5%	15.9%
% of FP17s for the same patient ID Re-attending between 3 & 9 months - Children	764	1,208	63.2%	57.3%	59.6%	58.0%
% of FP17s for the same patient ID Re-attending between 3 & 9 months - Adults	155	265	58.5%	50.6%	52.8%	50.5%
% of FP17s for Band 1 Urgent Courses	55	1,384	4.0%	10.2%	9.1%	9.0%
% of FP17s Relating to Free Repair or Replacements	0	1,384	0.0%	0.9%	1.0%	0.8%
% of FP17s Relating to Continuations	0	1,384	0.0%	1.0%	1.2%	1.1%
% of Patients satisfied with the dentistry they have received	1	1	N/A	91.8%	91.6%	91.5%
% of Patients satisfied with the time they had to wait for an appointment	1	1	N/A	88.2%	88.3%	87.9%

\* This is based on patients treated on this contract for their most recent course of treatment. Figures in italics indicate the base number of FP17s or Patient Questionnaire responses are less than 100. N/A is shown where the base number of responses is less than 10 during the period. % is calculated as Quantity/Base number\*100

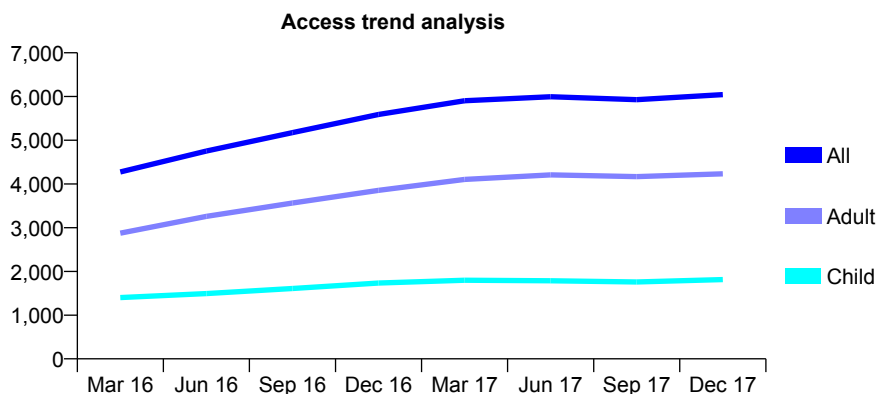
## Q46 - Vital Signs At a Glance Contract Report for 112836/0001 - December 2017

Name or company name	Ripponden Road Dental Practice Partnersh
Contract type name	GDS Contract
Purpose of contract	General
Contract start date	30/07/2015
Contract end date	

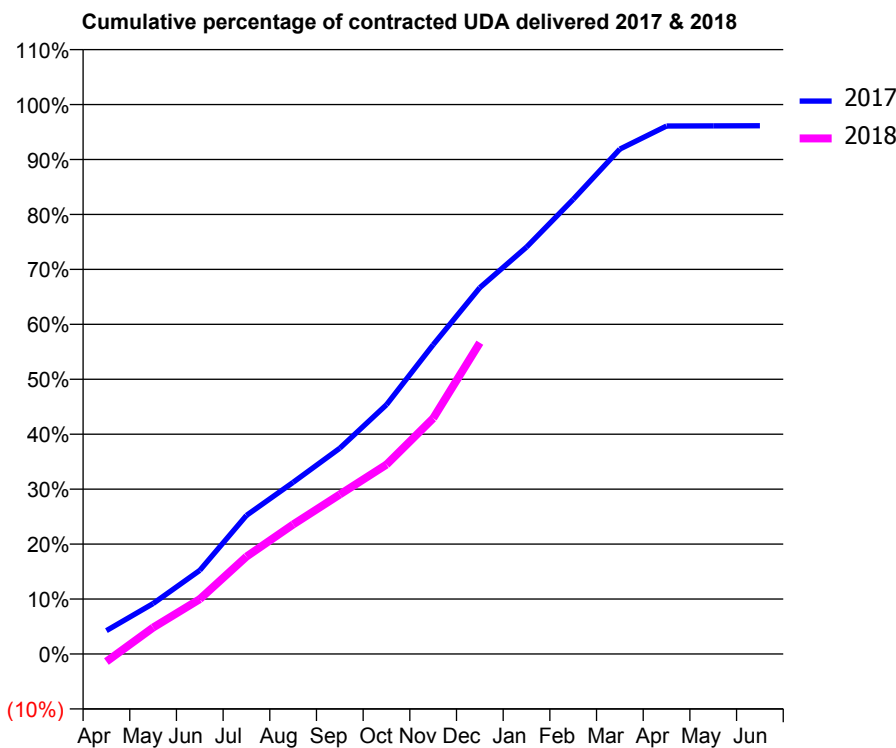
17/18 Contracted general activity (UDA)	17,909
Carry forward general activity (UDA)	694
17/18 Contracted orthodontic activity (UOA)	0
Carry forward orthodontic activity (UOA)	0
Baseline contract value	£550,494.30

### ACCESS\*

Patients seen in 24 months	Total	Change since previous quarter
Quarter ending December 2016	5,589	
Quarter ending March 2017	5,902	↑
Quarter ending June 2017	5,994	→
Quarter ending September 2017	5,927	↓
Quarter ending December 2017	6,043	→
<b>Variance since December 2016</b>	<b>8.1%</b>	<b>↑</b>



### ACTIVITY



Month	Adjusted Scheduled Activity (UDA)	
	2017	2018
April	761	-249
May	1,645	861
June	2,727	1,790
July	4,517	3,174
August	5,597	4,221
September	6,707	5,201
October	8,126	6,172
November	10,082	7,679
December	11,940	10,146
January	13,262	
February	14,816	
March	16,454	
April	17,207	
May	17,214	
June	17,215	

### QUALITY

	Quantity	Base Number	Contract	AT	Region	England
% of FP17s for the same patient ID Re-attending within 3 months - Children	146	1,832	8.0%	12.4%	12.9%	12.0%
% of FP17s for the same patient ID Re-attending within 3 months - Adults	548	4,159	13.2%	16.8%	16.5%	15.9%
% of FP17s for the same patient ID Re-attending between 3 & 9 months - Children	1,101	1,832	60.1%	57.3%	59.6%	58.0%
% of FP17s for the same patient ID Re-attending between 3 & 9 months - Adults	2,346	4,159	56.4%	50.6%	52.8%	50.5%
% of FP17s for Band 1 Urgent Courses	575	5,640	10.2%	10.2%	9.1%	9.0%
% of FP17s Relating to Free Repair or Replacements	21	5,640	0.4%	0.9%	1.0%	0.8%
% of FP17s Relating to Continuations	58	5,640	1.0%	1.0%	1.2%	1.1%
% of Patients satisfied with the dentistry they have received	1	1	N/A	91.8%	91.6%	91.5%
% of Patients satisfied with the time they had to wait for an appointment	1	1	N/A	88.2%	88.3%	87.9%

\* This is based on patients treated on this contract for their most recent course of treatment. Figures in italics indicate the base number of FP17s or Patient Questionnaire responses are less than 100. N/A is shown where the base number of responses is less than 10 during the period. % is calculated as Quantity/Base number\*100

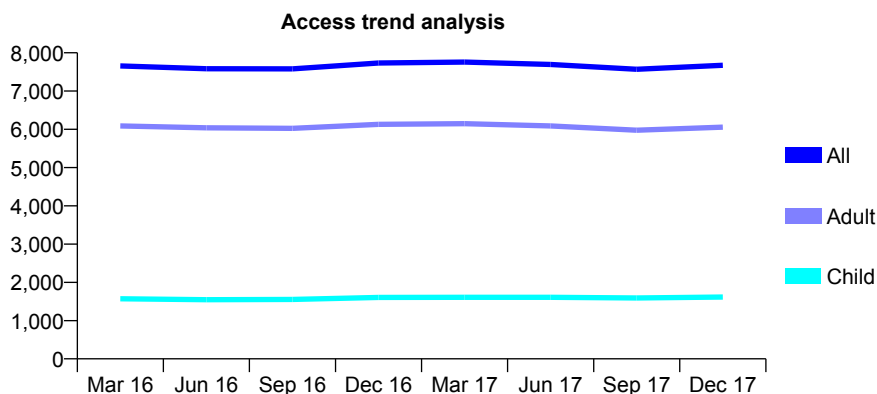
## Q46 - Vital Signs At a Glance Contract Report for 114022/0001 - December 2017

Name or company name	Marjory Lees Dental Centre
Contract type name	GDS Contract
Purpose of contract	General
Contract start date	01/03/2014
Contract end date	

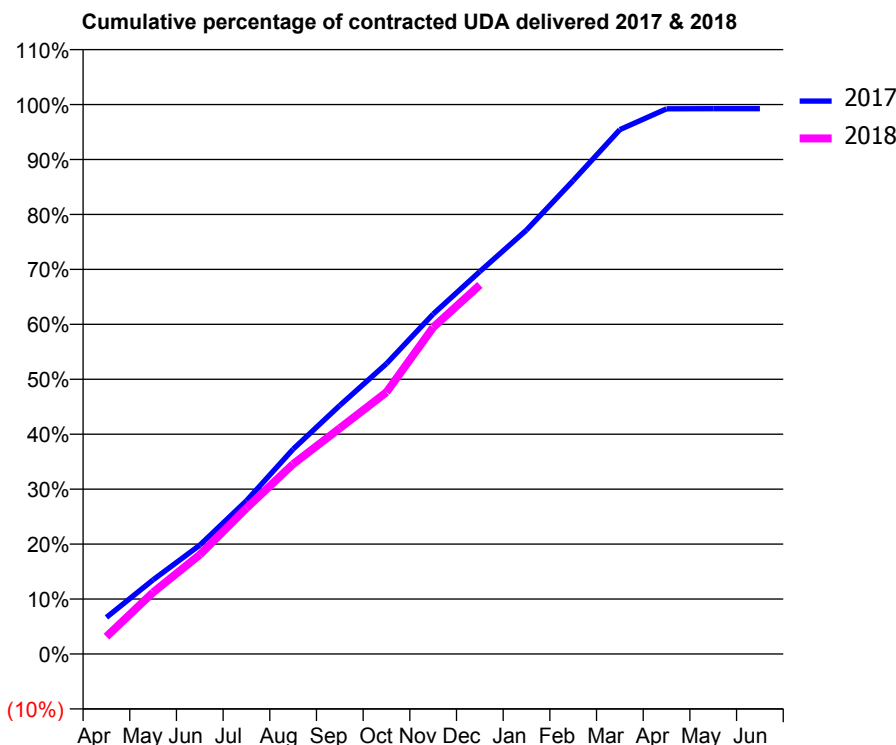
17/18 Contracted general activity (UDA)	24,594
Carry forward general activity (UDA)	187
17/18 Contracted orthodontic activity (UOA)	0
Carry forward orthodontic activity (UOA)	0
Baseline contract value	£909,214.12

### ACCESS\*

Patients seen in 24 months	Total	Change since previous quarter
Quarter ending December 2016	7,734	
Quarter ending March 2017	7,757	→
Quarter ending June 2017	7,696	→
Quarter ending September 2017	7,568	↓
Quarter ending December 2017	7,673	→
<b>Variance since December 2016</b>	<b>(0.8%)</b>	→



### ACTIVITY



Month	Adjusted Scheduled Activity (UDA)	
	2017	2018
April	1,638	781
May	3,324	2,761
June	4,875	4,442
July	6,862	6,532
August	9,168	8,504
September	11,127	10,105
October	12,993	11,720
November	15,213	14,620
December	17,121	16,519
January	18,977	
February	21,189	
March	23,470	
April	24,403	
May	24,407	
June	24,407	

### QUALITY

	Quantity	Base Number	Contract	AT	Region	England
% of FP17s for the same patient ID Re-attending within 3 months - Children	483	2,809	17.2%	12.4%	12.9%	12.0%
% of FP17s for the same patient ID Re-attending within 3 months - Adults	1,342	7,631	17.6%	16.8%	16.5%	15.9%
% of FP17s for the same patient ID Re-attending between 3 & 9 months - Children	1,859	2,809	66.2%	57.3%	59.6%	58.0%
% of FP17s for the same patient ID Re-attending between 3 & 9 months - Adults	4,511	7,631	59.1%	50.6%	52.8%	50.5%
% of FP17s for Band 1 Urgent Courses	802	9,973	8.0%	10.2%	9.1%	9.0%
% of FP17s Relating to Free Repair or Replacements	88	9,973	0.9%	0.9%	1.0%	0.8%
% of FP17s Relating to Continuations	167	9,973	1.7%	1.0%	1.2%	1.1%
% of Patients satisfied with the dentistry they have received	10	10	100.0%	91.8%	91.6%	91.5%
% of Patients satisfied with the time they had to wait for an appointment	7	10	70.0%	88.2%	88.3%	87.9%

\* This is based on patients treated on this contract for their most recent course of treatment. Figures in italics indicate the base number of FP17s or Patient Questionnaire responses are less than 100. N/A is shown where the base number of responses is less than 10 during the period. % is calculated as Quantity/Base number\*100

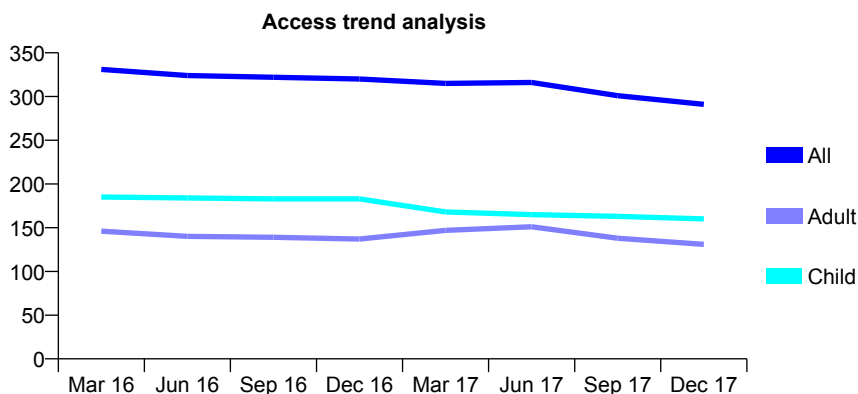
## Q46 - Vital Signs At a Glance Contract Report for 114596/0001 - December 2017

Name or company name	Scott & Scott Dental Practice
Contract type name	GDS Contract
Purpose of contract	General
Contract start date	01/04/2006
Contract end date	

17/18 Contracted general activity (UDA)	975
Carry forward general activity (UDA)	0
17/18 Contracted orthodontic activity (UOA)	0
Carry forward orthodontic activity (UOA)	0
Baseline contract value	£23,322.00

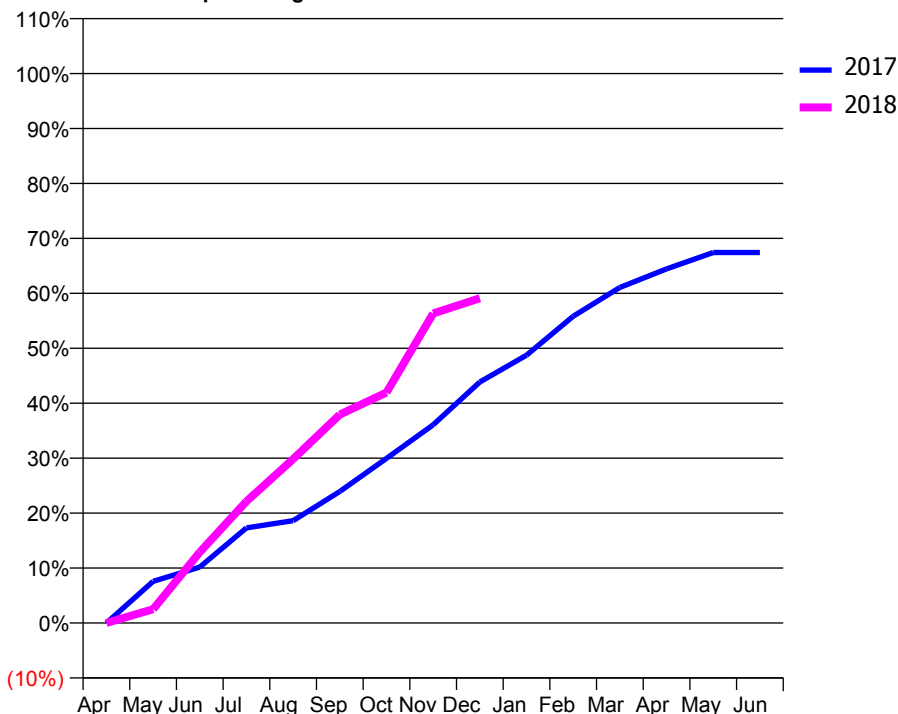
### ACCESS\*

Patients seen in 24 months	Total	Change since previous quarter
Quarter ending December 2016	320	
Quarter ending March 2017	315	↓
Quarter ending June 2017	316	→
Quarter ending September 2017	301	↓
Quarter ending December 2017	291	↓
<b>Variance since December 2016</b>	<b>(9.1%)</b>	<b>↓</b>



### ACTIVITY

**Cumulative percentage of contracted UDA delivered 2017 & 2018**



Month	Adjusted Scheduled Activity (UDA)	
	2017	2018
April	0	0
May	112	24
June	150	126
July	255	216
August	275	291
September	353	370
October	442	409
November	532	549
December	647	576
January	719	
February	823	
March	901	
April	950	
May	995	
June	995	

### QUALITY

	Quantity	Base Number	Contract	AT	Region	England
% of FP17s for the same patient ID Re-attending within 3 months - Children	8	181	4.4%	12.4%	12.9%	12.0%
% of FP17s for the same patient ID Re-attending within 3 months - Adults	32	123	26.0%	16.8%	16.5%	15.9%
% of FP17s for the same patient ID Re-attending between 3 & 9 months - Children	126	181	69.6%	57.3%	59.6%	58.0%
% of FP17s for the same patient ID Re-attending between 3 & 9 months - Adults	57	123	46.3%	50.6%	52.8%	50.5%
% of FP17s for Band 1 Urgent Courses	16	266	6.0%	10.2%	9.1%	9.0%
% of FP17s Relating to Free Repair or Replacements	3	266	1.1%	0.9%	1.0%	0.8%
% of FP17s Relating to Continuations	4	266	1.5%	1.0%	1.2%	1.1%
% of Patients satisfied with the dentistry they have received	0	0	N/A	91.8%	91.6%	91.5%
% of Patients satisfied with the time they had to wait for an appointment	0	0	N/A	88.2%	88.3%	87.9%

\* This is based on patients treated on this contract for their most recent course of treatment. Figures in italics indicate the base number of FP17s or Patient Questionnaire responses are less than 100. N/A is shown where the base number of responses is less than 10 during the period. % is calculated as Quantity/Base number\*100

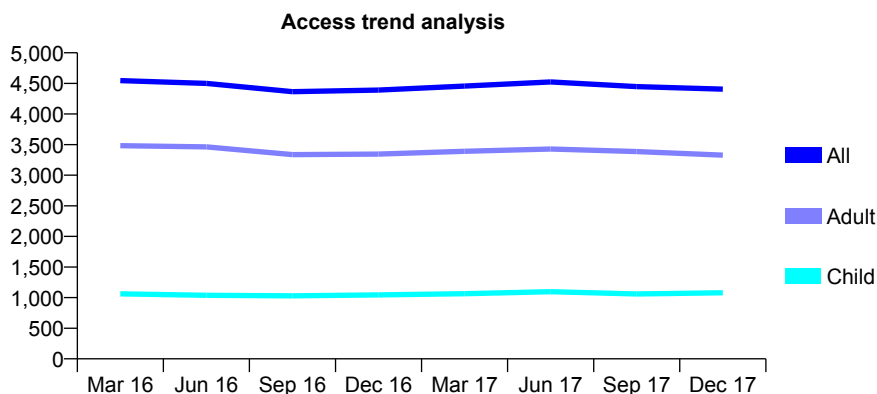
## Q46 - Vital Signs At a Glance Contract Report for 115657/0001 - December 2017

Name or company name	the dental practice
Contract type name	GDS Contract
Purpose of contract	General
Contract start date	01/01/2011
Contract end date	

17/18 Contracted general activity (UDA)	15,833
Carry forward general activity (UDA)	360
17/18 Contracted orthodontic activity (UOA)	0
Carry forward orthodontic activity (UOA)	0
Baseline contract value	£502,059.25

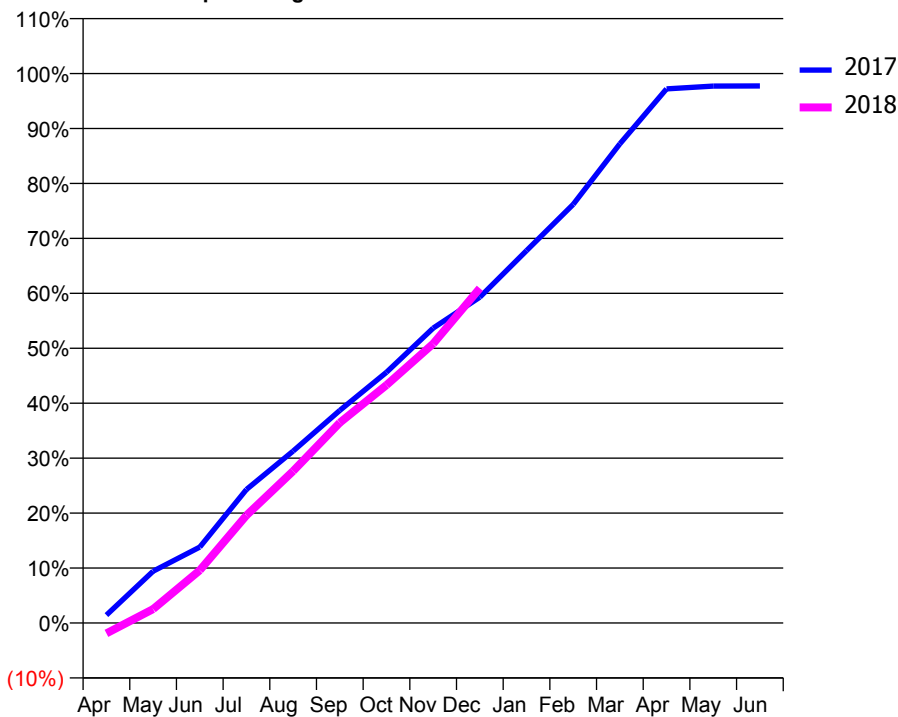
### ACCESS\*

Patients seen in 24 months	Total	Change since previous quarter
Quarter ending December 2016	4,390	
Quarter ending March 2017	4,456	→
Quarter ending June 2017	4,524	→
Quarter ending September 2017	4,447	↓
Quarter ending December 2017	4,407	→
<b>Variance since December 2016</b>	<b>0.4%</b>	<b>→</b>



### ACTIVITY

Cumulative percentage of contracted UDA delivered 2017 & 2018



Month	Adjusted Scheduled Activity (UDA)	
	2017	2018
April	230	-302
May	1,494	400
June	2,188	1,520
July	3,847	3,101
August	4,955	4,380
September	6,125	5,771
October	7,225	6,856
November	8,497	8,046
December	9,389	9,646
January	10,728	
February	12,061	
March	13,808	
April	15,388	
May	15,472	
June	15,473	

### QUALITY

	Quantity	Base Number	Contract	AT	Region	England
% of FP17s for the same patient ID Re-attending within 3 months - Children	100	958	10.4%	12.4%	12.9%	12.0%
% of FP17s for the same patient ID Re-attending within 3 months - Adults	527	2,875	18.3%	16.8%	16.5%	15.9%
% of FP17s for the same patient ID Re-attending between 3 & 9 months - Children	363	958	37.9%	57.3%	59.6%	58.0%
% of FP17s for the same patient ID Re-attending between 3 & 9 months - Adults	1,000	2,875	34.8%	50.6%	52.8%	50.5%
% of FP17s for Band 1 Urgent Courses	469	3,380	13.9%	10.2%	9.1%	9.0%
% of FP17s Relating to Free Repair or Replacements	21	3,380	0.6%	0.9%	1.0%	0.8%
% of FP17s Relating to Continuations	44	3,380	1.3%	1.0%	1.2%	1.1%
% of Patients satisfied with the dentistry they have received	1	1	N/A	91.8%	91.6%	91.5%
% of Patients satisfied with the time they had to wait for an appointment	1	1	N/A	88.2%	88.3%	87.9%

\* This is based on patients treated on this contract for their most recent course of treatment. Figures in italics indicate the base number of FP17s or Patient Questionnaire responses are less than 100. N/A is shown where the base number of responses is less than 10 during the period. % is calculated as Quantity/Base number\*100



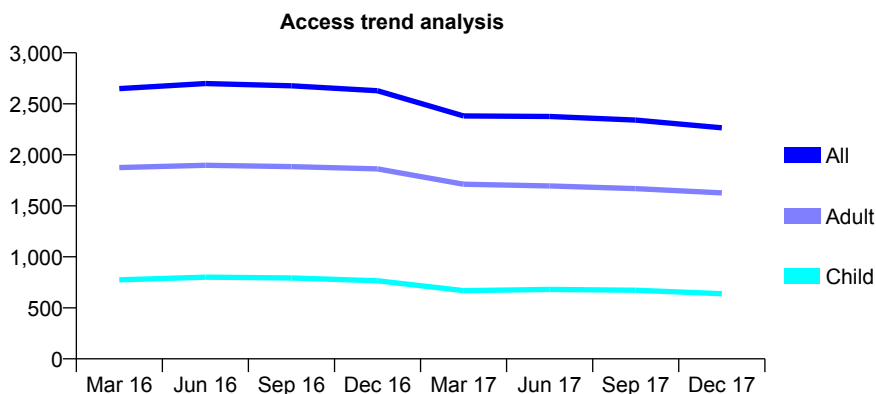
## Q46 - Vital Signs At a Glance Contract Report for 115835/0001 - December 2017

Name or company name	Talking Teeth
Contract type name	GDS Contract
Purpose of contract	General
Contract start date	01/11/2013
Contract end date	

17/18 Contracted general activity (UDA)	6,297
Carry forward general activity (UDA)	-15
17/18 Contracted orthodontic activity (UOA)	0
Carry forward orthodontic activity (UOA)	0
Baseline contract value	£139,771.34

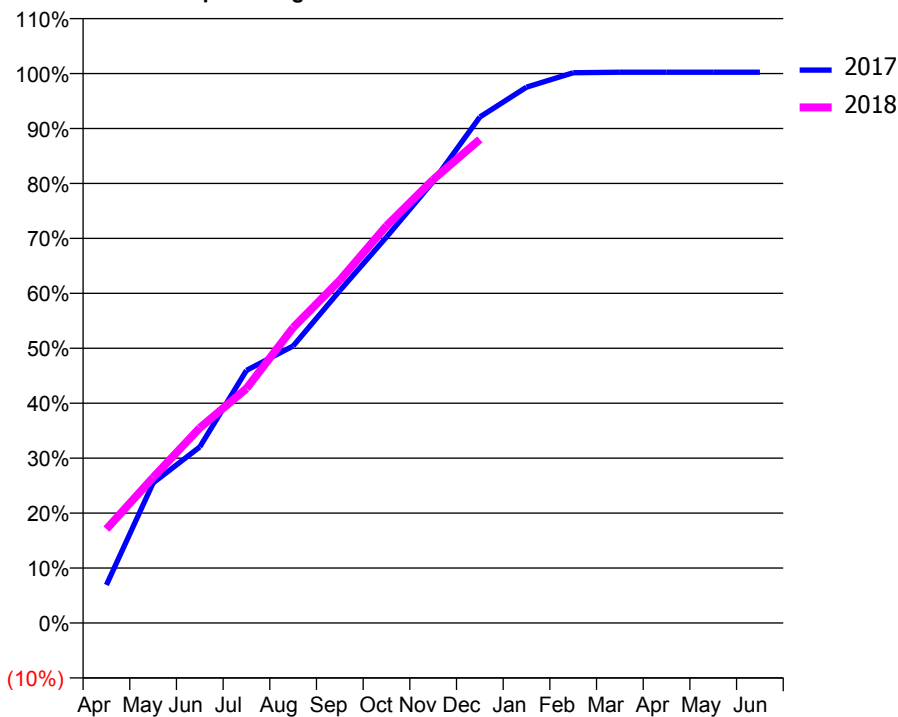
### ACCESS\*

Patients seen in 24 months	Total	Change since previous quarter
Quarter ending December 2016	2,628	
Quarter ending March 2017	2,381	↓
Quarter ending June 2017	2,376	→
Quarter ending September 2017	2,341	↓
Quarter ending December 2017	2,265	↓
<b>Variance since December 2016</b>	<b>(13.8%)</b>	<b>↓</b>



### ACTIVITY

Cumulative percentage of contracted UDA delivered 2017 & 2018



Month	Adjusted Scheduled Activity (UDA)	
	2017	2018
April	436	1,076
May	1,605	1,668
June	2,017	2,236
July	2,895	2,687
August	3,175	3,386
September	3,809	3,928
October	4,423	4,552
November	5,059	5,082
December	5,798	5,541
January	6,141	
February	6,305	
March	6,311	
April	6,312	
May	6,312	
June	6,312	

### QUALITY

	Quantity	Base Number	Contract	AT	Region	England
% of FP17s for the same patient ID Re-attending within 3 months - Children	61	725	8.4%	12.4%	12.9%	12.0%
% of FP17s for the same patient ID Re-attending within 3 months - Adults	220	1,731	12.7%	16.8%	16.5%	15.9%
% of FP17s for the same patient ID Re-attending between 3 & 9 months - Children	388	725	53.5%	57.3%	59.6%	58.0%
% of FP17s for the same patient ID Re-attending between 3 & 9 months - Adults	950	1,731	54.9%	50.6%	52.8%	50.5%
% of FP17s for Band 1 Urgent Courses	181	2,456	7.4%	10.2%	9.1%	9.0%
% of FP17s Relating to Free Repair or Replacements	30	2,456	1.2%	0.9%	1.0%	0.8%
% of FP17s Relating to Continuations	5	2,456	0.2%	1.0%	1.2%	1.1%
% of Patients satisfied with the dentistry they have received	0	0	N/A	91.8%	91.6%	91.5%
% of Patients satisfied with the time they had to wait for an appointment	0	0	N/A	88.2%	88.3%	87.9%

\* This is based on patients treated on this contract for their most recent course of treatment. Figures in italics indicate the base number of FP17s or Patient Questionnaire responses are less than 100. N/A is shown where the base number of responses is less than 10 during the period. % is calculated as Quantity/Base number\*100

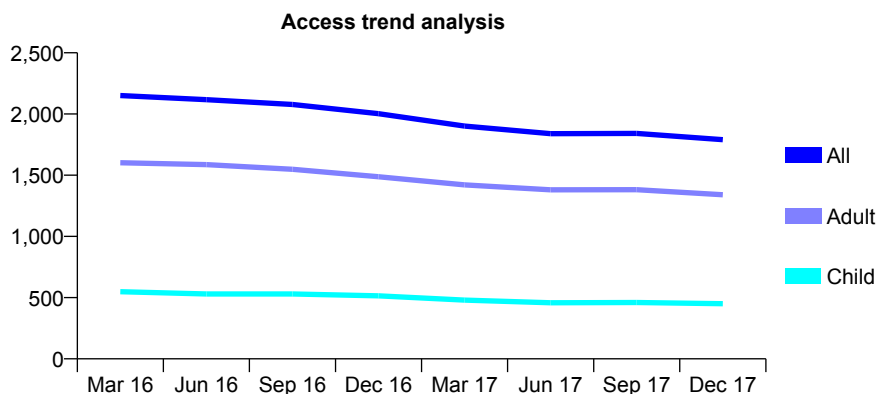
## Q46 - Vital Signs At a Glance Contract Report for 116009/0001 - December 2017

Name or company name	Kathcare Ltd
Contract type name	GDS Contract
Purpose of contract	General
Contract start date	01/04/2010
Contract end date	

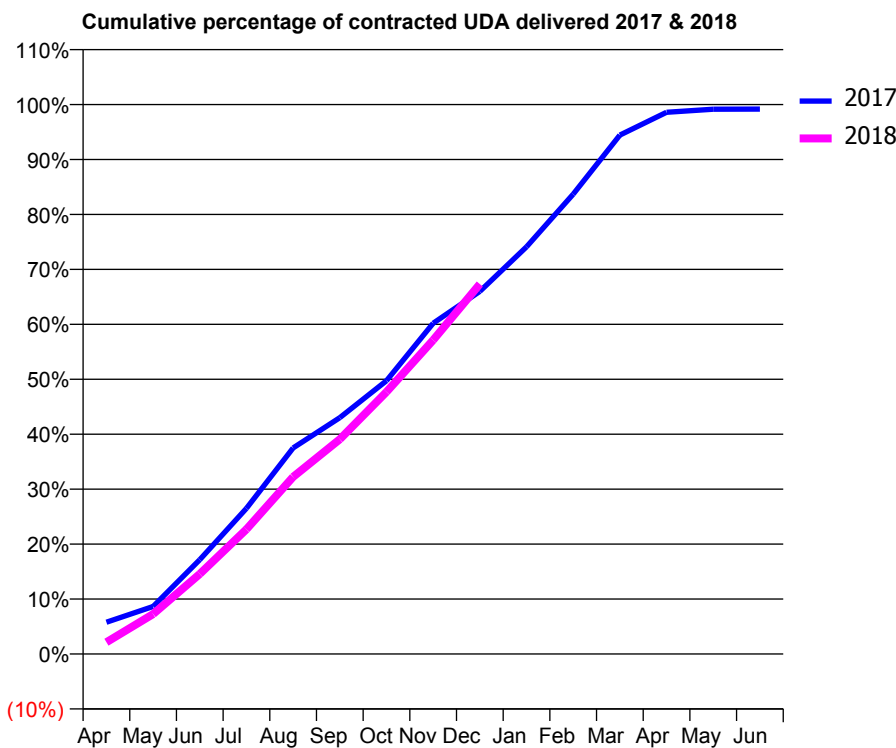
17/18 Contracted general activity (UDA)	6,500
Carry forward general activity (UDA)	53
17/18 Contracted orthodontic activity (UOA)	0
Carry forward orthodontic activity (UOA)	0
Baseline contract value	£197,418.44

### ACCESS\*

Patients seen in 24 months	Total	Change since previous quarter
Quarter ending December 2016	2,003	
Quarter ending March 2017	1,901	↓
Quarter ending June 2017	1,839	↓
Quarter ending September 2017	1,842	→
Quarter ending December 2017	1,790	↓
<b>Variance since December 2016</b>	<b>(10.6%)</b>	<b>↓</b>



### ACTIVITY



Month	Adjusted Scheduled Activity (UDA)	
	2017	2018
April	377	140
May	563	472
June	1,116	948
July	1,724	1,476
August	2,438	2,095
September	2,796	2,540
October	3,233	3,100
November	3,912	3,714
December	4,290	4,377
January	4,817	
February	5,439	
March	6,138	
April	6,408	
May	6,444	
June	6,447	

### QUALITY

	Quantity	Base Number	Contract	AT	Region	England
% of FP17s for the same patient ID Re-attending within 3 months - Children	57	512	11.1%	12.4%	12.9%	12.0%
% of FP17s for the same patient ID Re-attending within 3 months - Adults	225	1,259	17.9%	16.8%	16.5%	15.9%
% of FP17s for the same patient ID Re-attending between 3 & 9 months - Children	274	512	53.5%	57.3%	59.6%	58.0%
% of FP17s for the same patient ID Re-attending between 3 & 9 months - Adults	531	1,259	42.2%	50.6%	52.8%	50.5%
% of FP17s for Band 1 Urgent Courses	160	1,663	9.6%	10.2%	9.1%	9.0%
% of FP17s Relating to Free Repair or Replacements	7	1,663	0.4%	0.9%	1.0%	0.8%
% of FP17s Relating to Continuations	19	1,663	1.1%	1.0%	1.2%	1.1%
% of Patients satisfied with the dentistry they have received	1	2	N/A	91.8%	91.6%	91.5%
% of Patients satisfied with the time they had to wait for an appointment	2	2	N/A	88.2%	88.3%	87.9%

\* This is based on patients treated on this contract for their most recent course of treatment. Figures in italics indicate the base number of FP17s or Patient Questionnaire responses are less than 100. N/A is shown where the base number of responses is less than 10 during the period. % is calculated as Quantity/Base number\*100

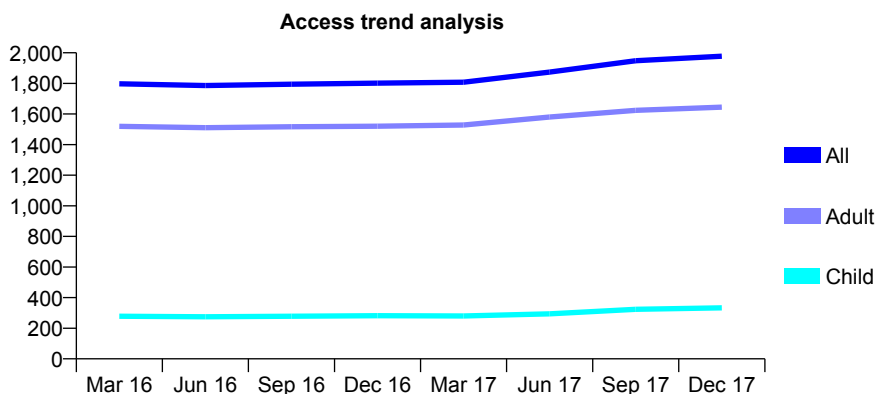
## Q46 - Vital Signs At a Glance Contract Report for 116440/0001 - December 2017

Name or company name	Pracny and Strass Dental Practice
Contract type name	GDS Contract
Purpose of contract	General
Contract start date	01/04/2006
Contract end date	

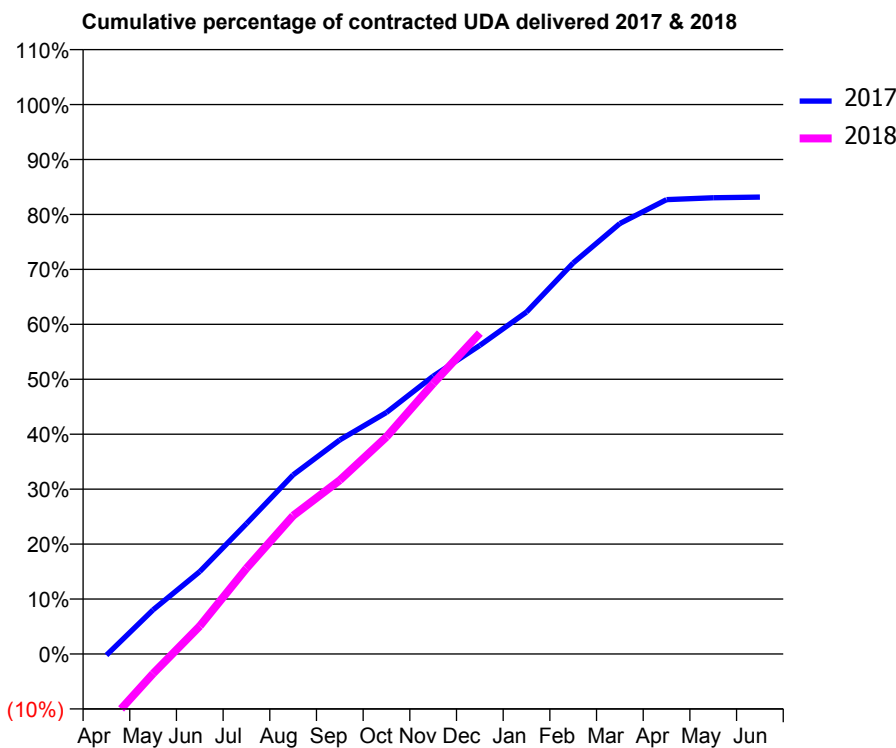
17/18 Contracted general activity (UDA)	7,202
Carry forward general activity (UDA)	1,213
17/18 Contracted orthodontic activity (UOA)	0
Carry forward orthodontic activity (UOA)	0
Baseline contract value	£169,757.23

### ACCESS\*

Patients seen in 24 months	Total	Change since previous quarter
Quarter ending December 2016	1,802	
Quarter ending March 2017	1,808	→
Quarter ending June 2017	1,874	↑
Quarter ending September 2017	1,948	↑
Quarter ending December 2017	1,978	→
<b>Variance since December 2016</b>	<b>9.8%</b>	<b>↑</b>



### ACTIVITY



Month	Adjusted Scheduled Activity (UDA)	
	2017	2018
April	-16	-936
May	580	-258
June	1,081	366
July	1,708	1,123
August	2,347	1,814
September	2,806	2,279
October	3,167	2,846
November	3,642	3,546
December	4,046	4,206
January	4,482	
February	5,126	
March	5,642	
April	5,955	
May	5,980	
June	5,989	

### QUALITY

	Quantity	Base Number	Contract	AT	Region	England
% of FP17s for the same patient ID Re-attending within 3 months - Children	49	410	12.0%	12.4%	12.9%	12.0%
% of FP17s for the same patient ID Re-attending within 3 months - Adults	374	2,255	16.6%	16.8%	16.5%	15.9%
% of FP17s for the same patient ID Re-attending between 3 & 9 months - Children	219	410	53.4%	57.3%	59.6%	58.0%
% of FP17s for the same patient ID Re-attending between 3 & 9 months - Adults	1,338	2,255	59.3%	50.6%	52.8%	50.5%
% of FP17s for Band 1 Urgent Courses	144	2,539	5.7%	10.2%	9.1%	9.0%
% of FP17s Relating to Free Repair or Replacements	15	2,539	0.6%	0.9%	1.0%	0.8%
% of FP17s Relating to Continuations	91	2,539	3.6%	1.0%	1.2%	1.1%
% of Patients satisfied with the dentistry they have received	6	7	N/A	91.8%	91.6%	91.5%
% of Patients satisfied with the time they had to wait for an appointment	6	7	N/A	88.2%	88.3%	87.9%

\* This is based on patients treated on this contract for their most recent course of treatment. Figures in italics indicate the base number of FP17s or Patient Questionnaire responses are less than 100. N/A is shown where the base number of responses is less than 10 during the period. % is calculated as Quantity/Base number\*100

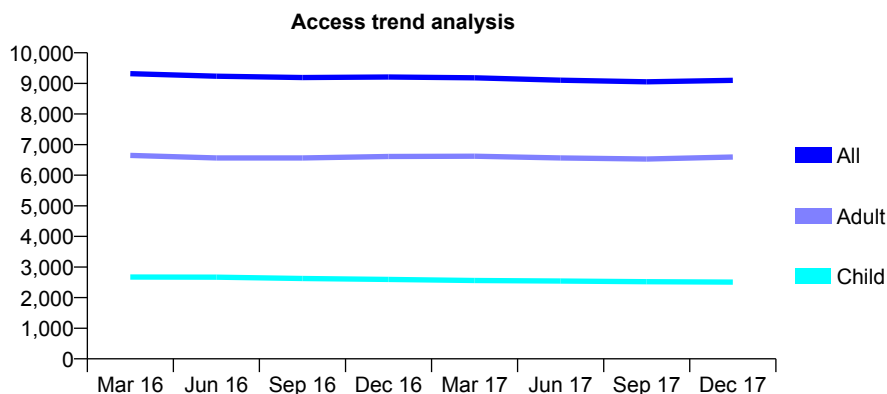
## Q46 - Vital Signs At a Glance Contract Report for 116580/0001 - December 2017

Name or company name	Drake Dental Practice
Contract type name	GDS Contract
Purpose of contract	General
Contract start date	01/04/2014
Contract end date	

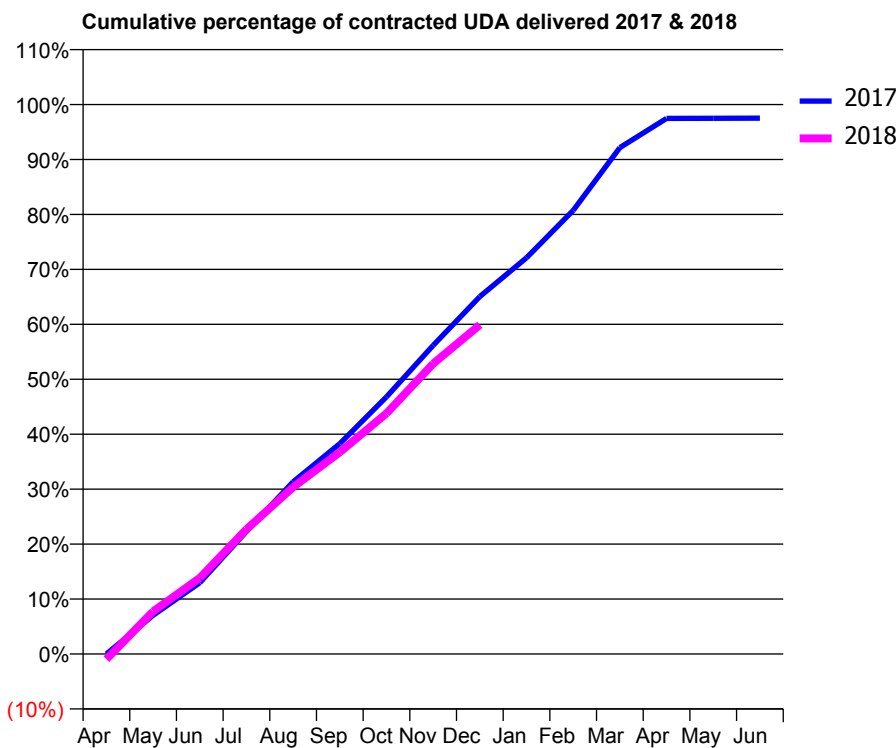
17/18 Contracted general activity (UDA)	32,499
Carry forward general activity (UDA)	803
17/18 Contracted orthodontic activity (UOA)	0
Carry forward orthodontic activity (UOA)	0
Baseline contract value	£832,529.34

### ACCESS\*

Patients seen in 24 months	Total	Change since previous quarter
Quarter ending December 2016	9,207	
Quarter ending March 2017	9,184	→
Quarter ending June 2017	9,105	→
Quarter ending September 2017	9,051	→
Quarter ending December 2017	9,102	→
<b>Variance since December 2016</b>	<b>(1.1%)</b>	<b>↓</b>



### ACTIVITY



Month	Adjusted Scheduled Activity (UDA)	
	2017	2018
April	1	-309
May	2,291	2,518
June	4,216	4,502
July	7,251	7,377
August	10,184	9,867
September	12,441	11,937
October	15,210	14,233
November	18,250	17,171
December	21,143	19,471
January	23,436	
February	26,233	
March	29,950	
April	31,675	
May	31,688	
June	31,696	

### QUALITY

	Quantity	Base Number	Contract	AT	Region	England
% of FP17s for the same patient ID Re-attending within 3 months - Children	387	3,321	11.7%	12.4%	12.9%	12.0%
% of FP17s for the same patient ID Re-attending within 3 months - Adults	1,447	7,942	18.2%	16.8%	16.5%	15.9%
% of FP17s for the same patient ID Re-attending between 3 & 9 months - Children	2,127	3,321	64.0%	57.3%	59.6%	58.0%
% of FP17s for the same patient ID Re-attending between 3 & 9 months - Adults	4,664	7,942	58.7%	50.6%	52.8%	50.5%
% of FP17s for Band 1 Urgent Courses	1,186	10,531	11.3%	10.2%	9.1%	9.0%
% of FP17s Relating to Free Repair or Replacements	56	10,531	0.5%	0.9%	1.0%	0.8%
% of FP17s Relating to Continuations	36	10,531	0.3%	1.0%	1.2%	1.1%
% of Patients satisfied with the dentistry they have received	7	8	N/A	91.8%	91.6%	91.5%
% of Patients satisfied with the time they had to wait for an appointment	7	8	N/A	88.2%	88.3%	87.9%

\* This is based on patients treated on this contract for their most recent course of treatment. Figures in italics indicate the base number of FP17s or Patient Questionnaire responses are less than 100. N/A is shown where the base number of responses is less than 10 during the period. % is calculated as Quantity/Base number\*100

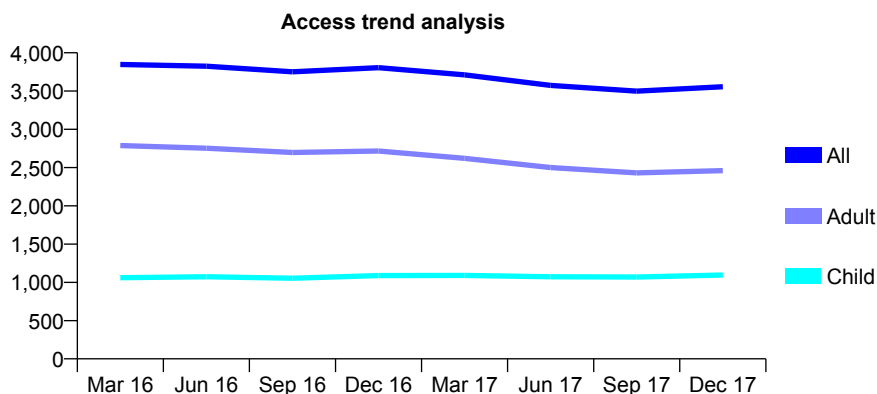
## Q46 - Vital Signs At a Glance Contract Report for 116696/0001 - December 2017

Name or company name	Fallowfield (No.1)Limited
Contract type name	GDS Contract
Purpose of contract	General
Contract start date	01/11/2007
Contract end date	

17/18 Contracted general activity (UDA)	13,084
Carry forward general activity (UDA)	-108
17/18 Contracted orthodontic activity (UOA)	0
Carry forward orthodontic activity (UOA)	0
Baseline contract value	£445,975.69

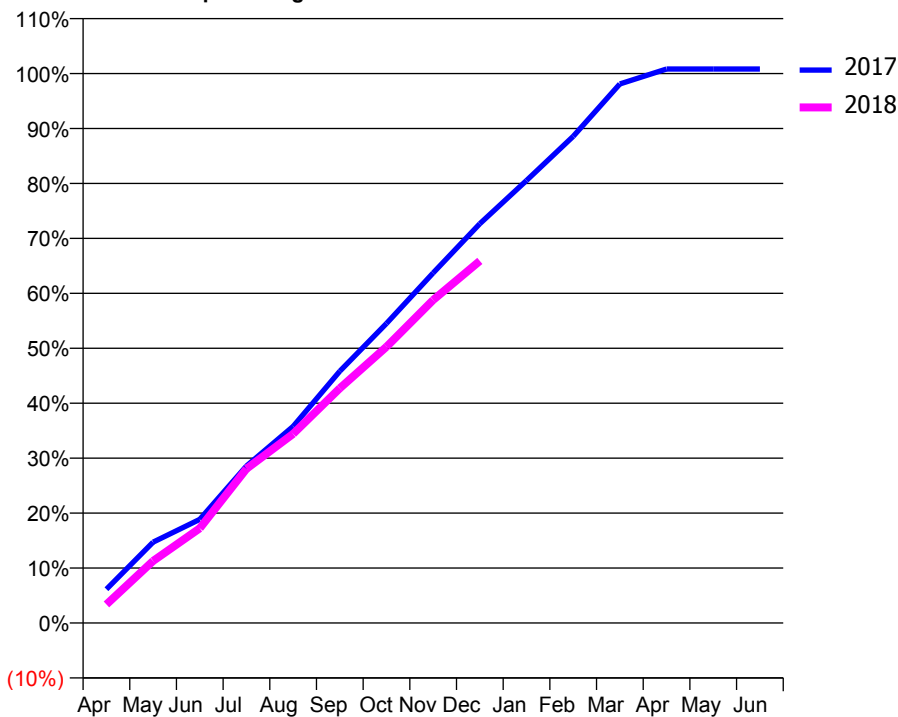
### ACCESS\*

Patients seen in 24 months	Total	Change since previous quarter
Quarter ending December 2016	3,805	
Quarter ending March 2017	3,711	↓
Quarter ending June 2017	3,573	↓
Quarter ending September 2017	3,499	↓
Quarter ending December 2017	3,556	→
<b>Variance since December 2016</b>	<b>(6.5%)</b>	<b>↓</b>



### ACTIVITY

Cumulative percentage of contracted UDA delivered 2017 & 2018



Adjusted Scheduled Activity (UDA)

Month	2017	2018
April	805	443
May	1,924	1,477
June	2,468	2,257
July	3,739	3,672
August	4,682	4,504
September	5,995	5,591
October	7,132	6,578
November	8,337	7,691
December	9,508	8,621
January	10,536	
February	11,587	
March	12,834	
April	13,192	
May	13,192	
June	13,192	

### QUALITY

	Quantity	Base Number	Contract	AT	Region	England
% of FP17s for the same patient ID Re-attending within 3 months - Children	111	1,058	10.5%	12.4%	12.9%	12.0%
% of FP17s for the same patient ID Re-attending within 3 months - Adults	659	2,688	24.5%	16.8%	16.5%	15.9%
% of FP17s for the same patient ID Re-attending between 3 & 9 months - Children	541	1,058	51.1%	57.3%	59.6%	58.0%
% of FP17s for the same patient ID Re-attending between 3 & 9 months - Adults	1,240	2,688	46.1%	50.6%	52.8%	50.5%
% of FP17s for Band 1 Urgent Courses	528	3,609	14.6%	10.2%	9.1%	9.0%
% of FP17s Relating to Free Repair or Replacements	46	3,609	1.3%	0.9%	1.0%	0.8%
% of FP17s Relating to Continuations	64	3,609	1.8%	1.0%	1.2%	1.1%
% of Patients satisfied with the dentistry they have received	3	3	N/A	91.8%	91.6%	91.5%
% of Patients satisfied with the time they had to wait for an appointment	3	3	N/A	88.2%	88.3%	87.9%

\* This is based on patients treated on this contract for their most recent course of treatment. Figures in italics indicate the base number of FP17s or Patient Questionnaire responses are less than 100. N/A is shown where the base number of responses is less than 10 during the period. % is calculated as Quantity/Base number\*100

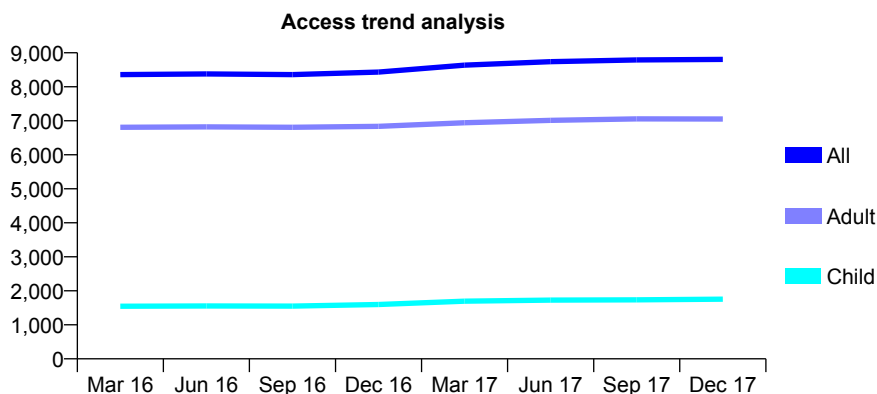
## Q46 - Vital Signs At a Glance Contract Report for 117080/0001 - December 2017

Name or company name	Jefferies Reed & Associates
Contract type name	GDS Contract
Purpose of contract	General
Contract start date	01/04/2006
Contract end date	

17/18 Contracted general activity (UDA)	28,152
Carry forward general activity (UDA)	-117
17/18 Contracted orthodontic activity (UOA)	0
Carry forward orthodontic activity (UOA)	0
Baseline contract value	£852,655.14

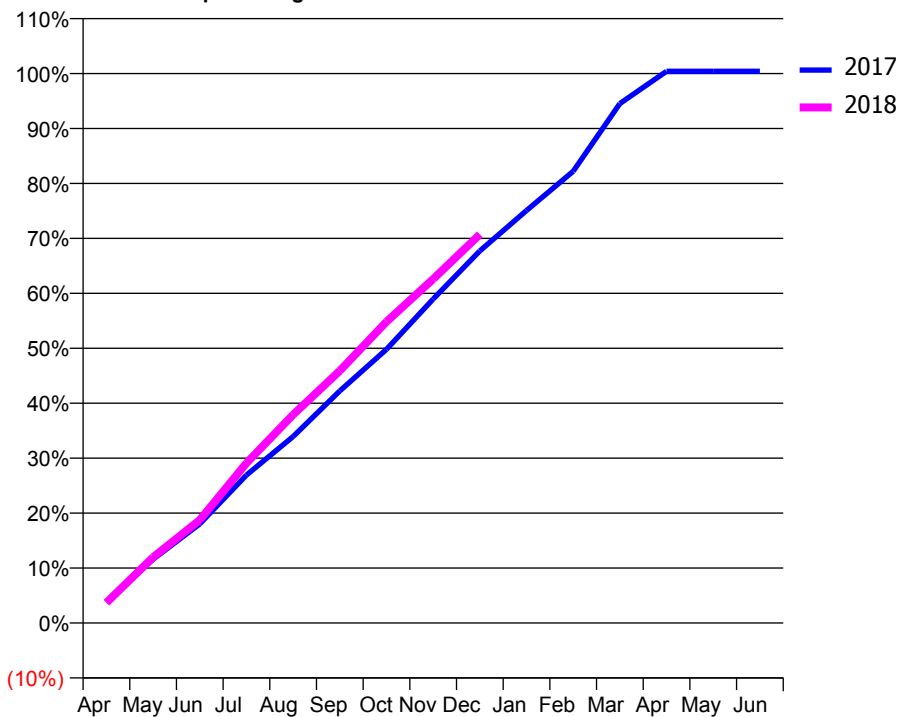
### ACCESS\*

Patients seen in 24 months	Total	Change since previous quarter
Quarter ending December 2016	8,434	
Quarter ending March 2017	8,638	↑
Quarter ending June 2017	8,739	→
Quarter ending September 2017	8,792	→
Quarter ending December 2017	8,805	→
<b>Variance since December 2016</b>	<b>4.4%</b>	<b>↑</b>



### ACTIVITY

Cumulative percentage of contracted UDA delivered 2017 & 2018



Month	Adjusted Scheduled Activity (UDA)	
	2017	2018
April	1,069	1,040
May	3,271	3,372
June	5,081	5,278
July	7,577	8,192
August	9,553	10,676
September	11,891	12,921
October	14,020	15,436
November	16,600	17,625
December	19,061	19,912
January	21,134	
February	23,141	
March	26,611	
April	28,267	
May	28,269	
June	28,269	

### QUALITY

	Quantity	Base Number	Contract	AT	Region	England
% of FP17s for the same patient ID Re-attending within 3 months - Children	149	2,106	7.1%	12.4%	12.9%	12.0%
% of FP17s for the same patient ID Re-attending within 3 months - Adults	1,329	9,142	14.5%	16.8%	16.5%	15.9%
% of FP17s for the same patient ID Re-attending between 3 & 9 months - Children	1,479	2,106	70.2%	57.3%	59.6%	58.0%
% of FP17s for the same patient ID Re-attending between 3 & 9 months - Adults	6,459	9,142	70.7%	50.6%	52.8%	50.5%
% of FP17s for Band 1 Urgent Courses	486	10,564	4.6%	10.2%	9.1%	9.0%
% of FP17s Relating to Free Repair or Replacements	65	10,564	0.6%	0.9%	1.0%	0.8%
% of FP17s Relating to Continuations	306	10,564	2.9%	1.0%	1.2%	1.1%
% of Patients satisfied with the dentistry they have received	8	8	N/A	91.8%	91.6%	91.5%
% of Patients satisfied with the time they had to wait for an appointment	8	8	N/A	88.2%	88.3%	87.9%

\* This is based on patients treated on this contract for their most recent course of treatment. Figures in italics indicate the base number of FP17s or Patient Questionnaire responses are less than 100. N/A is shown where the base number of responses is less than 10 during the period. % is calculated as Quantity/Base number\*100

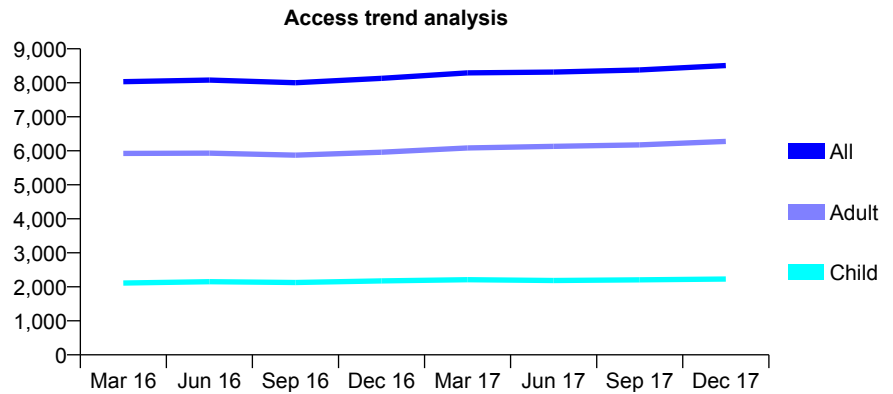
## Q46 - Vital Signs At a Glance Contract Report for 118311/0001 - December 2017

Name or company name	Bryn Street Dental Clinic Ltd
Contract type name	GDS Contract
Purpose of contract	General
Contract start date	01/10/2008
Contract end date	

17/18 Contracted general activity (UDA)	24,515
Carry forward general activity (UDA)	617
17/18 Contracted orthodontic activity (UOA)	0
Carry forward orthodontic activity (UOA)	0
Baseline contract value	£643,002.33

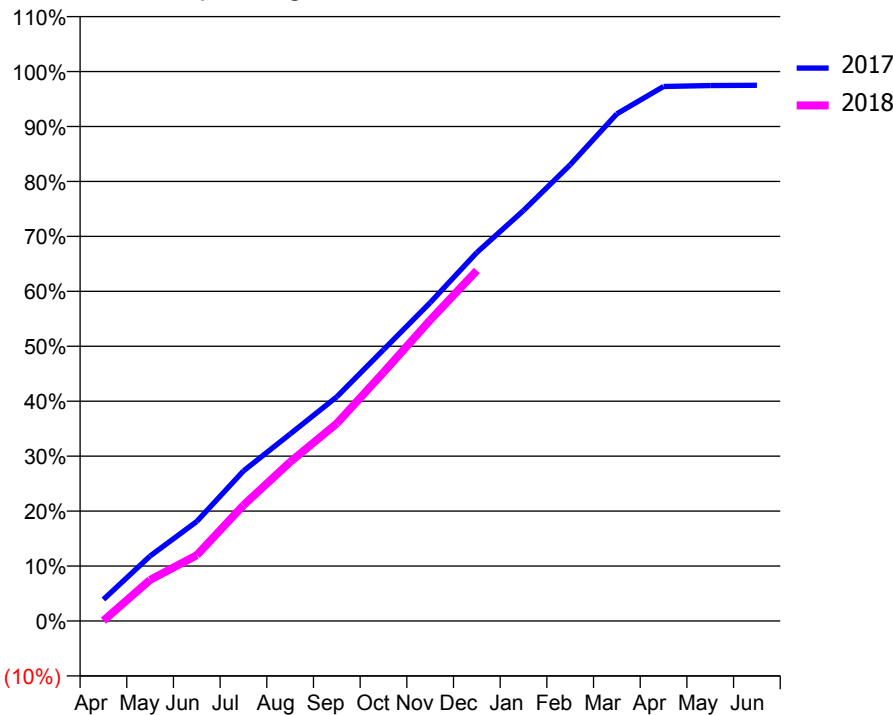
### ACCESS\*

Patients seen in 24 months	Total	Change since previous quarter
Quarter ending December 2016	8,132	
Quarter ending March 2017	8,291	→
Quarter ending June 2017	8,316	→
Quarter ending September 2017	8,380	→
Quarter ending December 2017	8,508	→
<b>Variance since December 2016</b>	<b>4.6%</b>	<b>↑</b>



### ACTIVITY

Cumulative percentage of contracted UDA delivered 2017 & 2018



Month	Adjusted Scheduled Activity (UDA)	
	2017	2018
April	962	13
May	2,900	1,836
June	4,440	2,933
July	6,698	5,165
August	8,346	7,093
September	10,006	8,812
October	12,105	11,094
November	14,200	13,426
December	16,440	15,638
January	18,315	
February	20,355	
March	22,624	
April	23,846	
May	23,886	
June	23,898	

### QUALITY

	Quantity	Base Number	Contract	AT	Region	England
% of FP17s for the same patient ID Re-attending within 3 months - Children	382	2,784	13.7%	12.4%	12.9%	12.0%
% of FP17s for the same patient ID Re-attending within 3 months - Adults	1,204	7,014	17.2%	16.8%	16.5%	15.9%
% of FP17s for the same patient ID Re-attending between 3 & 9 months - Children	1,756	2,784	63.1%	57.3%	59.6%	58.0%
% of FP17s for the same patient ID Re-attending between 3 & 9 months - Adults	3,483	7,014	49.7%	50.6%	52.8%	50.5%
% of FP17s for Band 1 Urgent Courses	1,084	8,588	12.6%	10.2%	9.1%	9.0%
% of FP17s Relating to Free Repair or Replacements	105	8,588	1.2%	0.9%	1.0%	0.8%
% of FP17s Relating to Continuations	52	8,588	0.6%	1.0%	1.2%	1.1%
% of Patients satisfied with the dentistry they have received	4	4	N/A	91.8%	91.6%	91.5%
% of Patients satisfied with the time they had to wait for an appointment	3	4	N/A	88.2%	88.3%	87.9%

\* This is based on patients treated on this contract for their most recent course of treatment. Figures in italics indicate the base number of FP17s or Patient Questionnaire responses are less than 100. N/A is shown where the base number of responses is less than 10 during the period. % is calculated as Quantity/Base number\*100

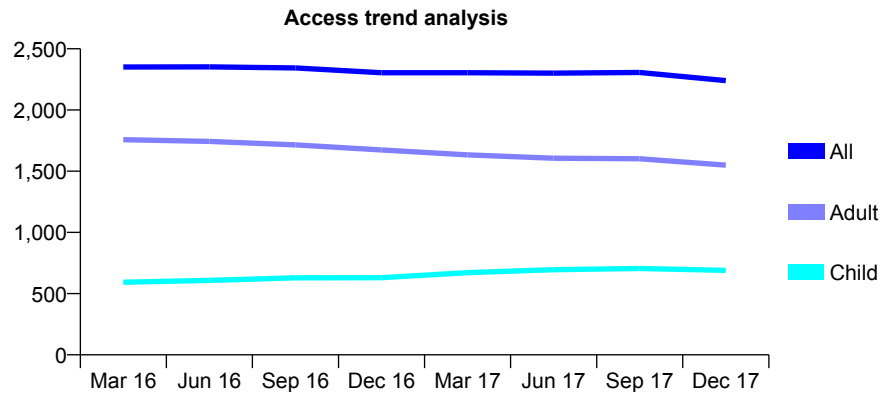
## Q46 - Vital Signs At a Glance Contract Report for 118540/0001 - December 2017

Name or company name	Birchfields Family Dental Care
Contract type name	GDS Contract
Purpose of contract	General
Contract start date	01/07/2012
Contract end date	

17/18 Contracted general activity (UDA)	7,428
Carry forward general activity (UDA)	-85
17/18 Contracted orthodontic activity (UOA)	0
Carry forward orthodontic activity (UOA)	0
Baseline contract value	£253,171.44

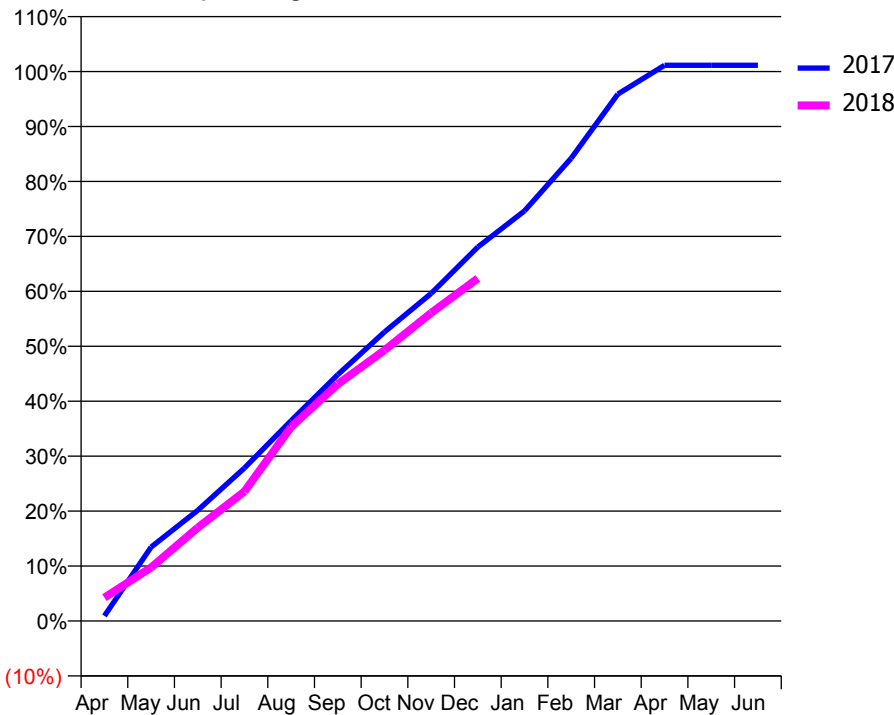
### ACCESS\*

Patients seen in 24 months	Total	Change since previous quarter
Quarter ending December 2016	2,304	
Quarter ending March 2017	2,305	→
Quarter ending June 2017	2,301	→
Quarter ending September 2017	2,307	→
Quarter ending December 2017	2,240	↓
<b>Variance since December 2016</b>	<b>(2.8%)</b>	<b>↓</b>



### ACTIVITY

Cumulative percentage of contracted UDA delivered 2017 & 2018



Month	Adjusted Scheduled Activity (UDA)	
	2017	2018
April	69	316
May	999	724
June	1,496	1,263
July	2,069	1,751
August	2,708	2,624
September	3,331	3,202
October	3,906	3,660
November	4,429	4,166
December	5,055	4,632
January	5,543	
February	6,255	
March	7,123	
April	7,512	
May	7,513	
June	7,513	

### QUALITY

	Quantity	Base Number	Contract	AT	Region	England
% of FP17s for the same patient ID Re-attending within 3 months - Children	66	741	8.9%	12.4%	12.9%	12.0%
% of FP17s for the same patient ID Re-attending within 3 months - Adults	213	1,449	14.7%	16.8%	16.5%	15.9%
% of FP17s for the same patient ID Re-attending between 3 & 9 months - Children	411	741	55.5%	57.3%	59.6%	58.0%
% of FP17s for the same patient ID Re-attending between 3 & 9 months - Adults	807	1,449	55.7%	50.6%	52.8%	50.5%
% of FP17s for Band 1 Urgent Courses	109	2,071	5.3%	10.2%	9.1%	9.0%
% of FP17s Relating to Free Repair or Replacements	7	2,071	0.3%	0.9%	1.0%	0.8%
% of FP17s Relating to Continuations	45	2,071	2.2%	1.0%	1.2%	1.1%
% of Patients satisfied with the dentistry they have received	2	2	N/A	91.8%	91.6%	91.5%
% of Patients satisfied with the time they had to wait for an appointment	2	2	N/A	88.2%	88.3%	87.9%

\* This is based on patients treated on this contract for their most recent course of treatment. Figures in italics indicate the base number of FP17s or Patient Questionnaire responses are less than 100. N/A is shown where the base number of responses is less than 10 during the period. % is calculated as Quantity/Base number\*100



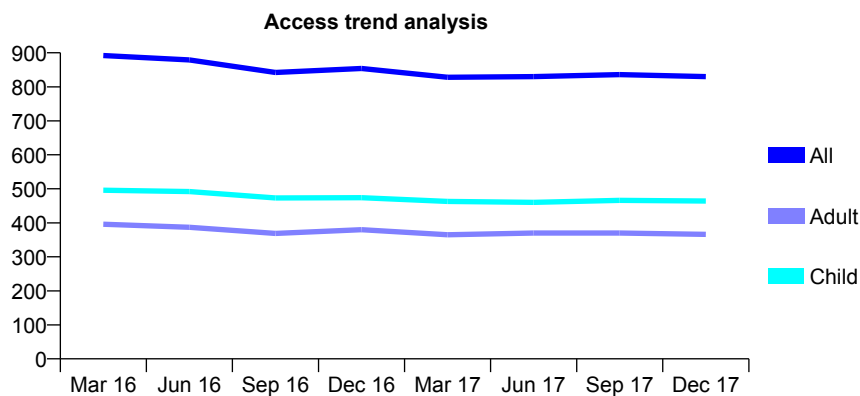
## Q46 - Vital Signs At a Glance Contract Report for 119741/0001 - December 2017

Name or company name	32 Whites - Church Lane
Contract type name	GDS Contract
Purpose of contract	General
Contract start date	01/04/2006
Contract end date	

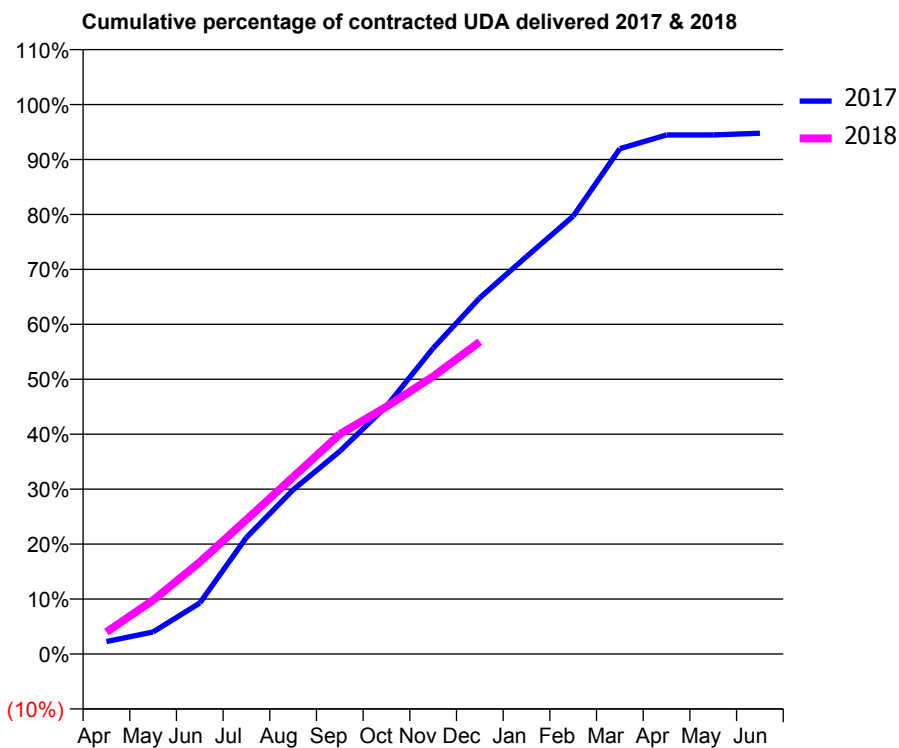
17/18 Contracted general activity (UDA)	2,800
Carry forward general activity (UDA)	0
17/18 Contracted orthodontic activity (UOA)	0
Carry forward orthodontic activity (UOA)	0
Baseline contract value	£60,556.01

### ACCESS\*

Patients seen in 24 months	Total	Change since previous quarter
Quarter ending December 2016	854	
Quarter ending March 2017	828	↓
Quarter ending June 2017	830	→
Quarter ending September 2017	836	→
Quarter ending December 2017	830	→
<b>Variance since December 2016</b>	<b>(2.8%)</b>	<b>↓</b>



### ACTIVITY



Month	Adjusted Scheduled Activity (UDA)	
	2017	2018
April	45	112
May	80	274
June	185	468
July	424	685
August	598	902
September	738	1,120
October	902	1,260
November	1,113	1,414
December	1,297	1,591
January	1,447	
February	1,594	
March	1,839	
April	1,889	
May	1,889	
June	1,895	

### QUALITY

	Quantity	Base Number	Contract	AT	Region	England
% of FP17s for the same patient ID Re-attending within 3 months - Children	22	572	3.8%	12.4%	12.9%	12.0%
% of FP17s for the same patient ID Re-attending within 3 months - Adults	29	362	8.0%	16.8%	16.5%	15.9%
% of FP17s for the same patient ID Re-attending between 3 & 9 months - Children	446	572	78.0%	57.3%	59.6%	58.0%
% of FP17s for the same patient ID Re-attending between 3 & 9 months - Adults	262	362	72.4%	50.6%	52.8%	50.5%
% of FP17s for Band 1 Urgent Courses	6	903	0.7%	10.2%	9.1%	9.0%
% of FP17s Relating to Free Repair or Replacements	0	903	0.0%	0.9%	1.0%	0.8%
% of FP17s Relating to Continuations	16	903	1.8%	1.0%	1.2%	1.1%
% of Patients satisfied with the dentistry they have received	0	0	N/A	91.8%	91.6%	91.5%
% of Patients satisfied with the time they had to wait for an appointment	0	0	N/A	88.2%	88.3%	87.9%

\* This is based on patients treated on this contract for their most recent course of treatment. Figures in italics indicate the base number of FP17s or Patient Questionnaire responses are less than 100. N/A is shown where the base number of responses is less than 10 during the period. % is calculated as Quantity/Base number\*100

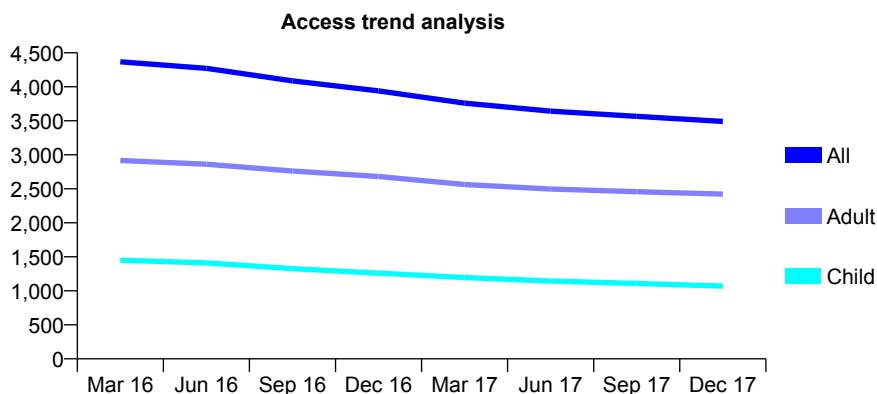
## Q46 - Vital Signs At a Glance Contract Report for 120162/0001 - December 2017

Name or company name	Confidential Solutions Ltd
Contract type name	GDS Contract
Purpose of contract	General
Contract start date	01/12/2013
Contract end date	

17/18 Contracted general activity (UDA)	12,935
Carry forward general activity (UDA)	0
17/18 Contracted orthodontic activity (UOA)	0
Carry forward orthodontic activity (UOA)	0
Baseline contract value	£310,539.68

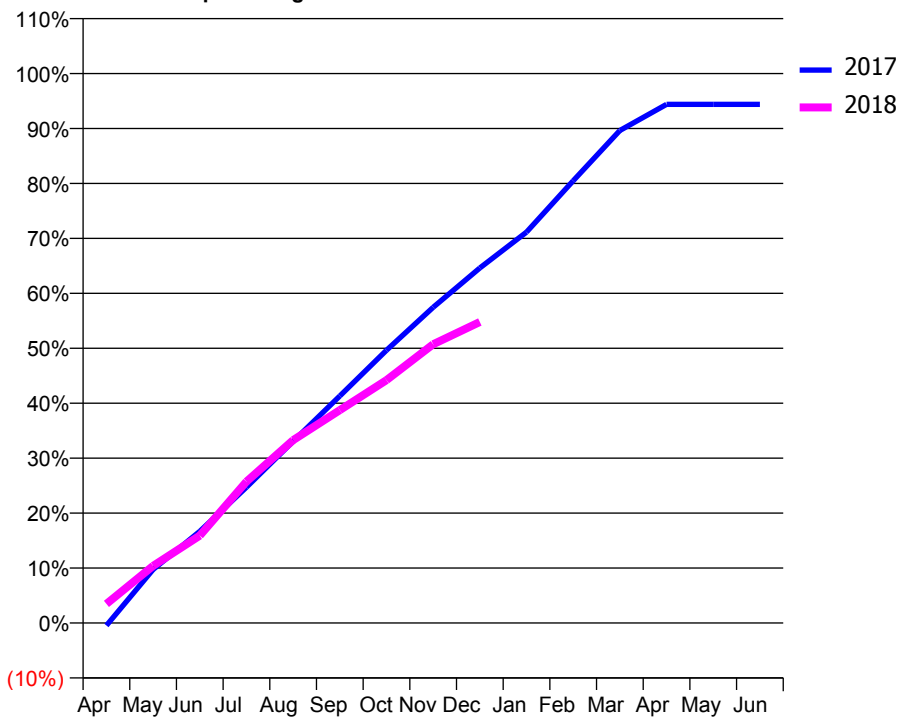
### ACCESS\*

Patients seen in 24 months	Total	Change since previous quarter
Quarter ending December 2016	3,940	
Quarter ending March 2017	3,760	↓
Quarter ending June 2017	3,642	↓
Quarter ending September 2017	3,566	↓
Quarter ending December 2017	3,492	↓
<b>Variance since December 2016</b>	<b>(11.4%)</b>	<b>↓</b>



### ACTIVITY

Cumulative percentage of contracted UDA delivered 2017 & 2018



Month	Adjusted Scheduled Activity (UDA)	
	2017	2018
April	-60	449
May	1,260	1,344
June	2,157	2,057
July	3,196	3,330
August	4,275	4,306
September	5,345	5,010
October	6,420	5,718
November	7,431	6,562
December	8,358	7,087
January	9,203	
February	10,410	
March	11,593	
April	12,208	
May	12,209	
June	12,209	

### QUALITY

	Quantity	Base Number	Contract	AT	Region	England
% of FP17s for the same patient ID Re-attending within 3 months - Children	77	1,089	7.1%	12.4%	12.9%	12.0%
% of FP17s for the same patient ID Re-attending within 3 months - Adults	440	2,709	16.2%	16.8%	16.5%	15.9%
% of FP17s for the same patient ID Re-attending between 3 & 9 months - Children	688	1,089	63.2%	57.3%	59.6%	58.0%
% of FP17s for the same patient ID Re-attending between 3 & 9 months - Adults	1,737	2,709	64.1%	50.6%	52.8%	50.5%
% of FP17s for Band 1 Urgent Courses	345	3,583	9.6%	10.2%	9.1%	9.0%
% of FP17s Relating to Free Repair or Replacements	38	3,583	1.1%	0.9%	1.0%	0.8%
% of FP17s Relating to Continuations	37	3,583	1.0%	1.0%	1.2%	1.1%
% of Patients satisfied with the dentistry they have received	4	4	N/A	91.8%	91.6%	91.5%
% of Patients satisfied with the time they had to wait for an appointment	4	4	N/A	88.2%	88.3%	87.9%

\* This is based on patients treated on this contract for their most recent course of treatment. Figures in italics indicate the base number of FP17s or Patient Questionnaire responses are less than 100. N/A is shown where the base number of responses is less than 10 during the period. % is calculated as Quantity/Base number\*100

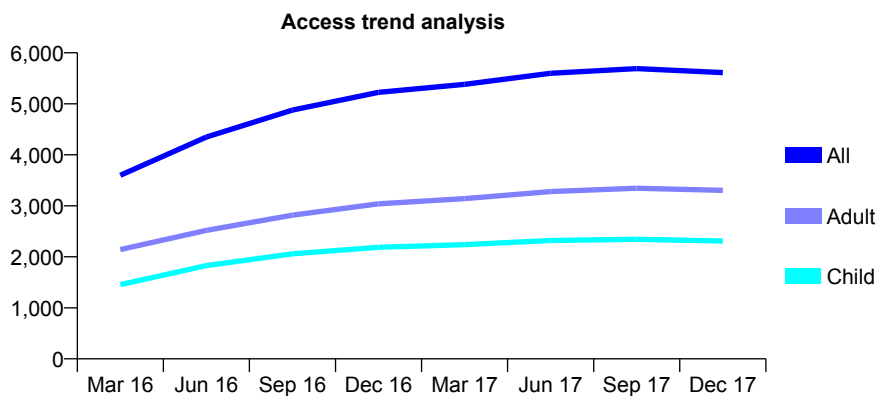
## Q46 - Vital Signs At a Glance Contract Report for 121118/0001 - December 2017

Name or company name	The Tooth Place Limited
Contract type name	GDS Contract
Purpose of contract	General
Contract start date	01/08/2015
Contract end date	

17/18 Contracted general activity (UDA)	16,195
Carry forward general activity (UDA)	5
17/18 Contracted orthodontic activity (UOA)	0
Carry forward orthodontic activity (UOA)	0
Baseline contract value	£545,849.11

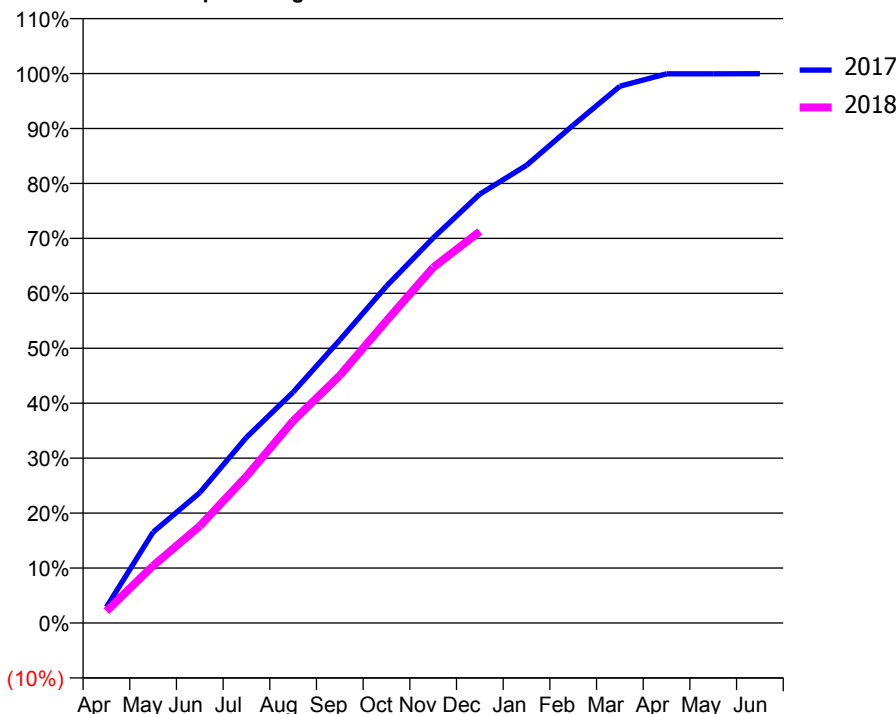
### ACCESS\*

Patients seen in 24 months	Total	Change since previous quarter
Quarter ending December 2016	5,224	
Quarter ending March 2017	5,382	↑
Quarter ending June 2017	5,599	↑
Quarter ending September 2017	5,689	→
Quarter ending December 2017	5,612	↓
<b>Variance since December 2016</b>	<b>7.4%</b>	<b>↑</b>



### ACTIVITY

Cumulative percentage of contracted UDA delivered 2017 & 2018



Month	Adjusted Scheduled Activity (UDA)	
	2017	2018
April	471	351
May	2,679	1,686
June	3,840	2,859
July	5,472	4,326
August	6,806	5,955
September	8,342	7,295
October	9,931	8,906
November	11,349	10,478
December	12,642	11,539
January	13,490	
February	14,673	
March	15,821	
April	16,184	
May	16,187	
June	16,190	

### QUALITY

	Quantity	Base Number	Contract	AT	Region	England
% of FP17s for the same patient ID Re-attending within 3 months - Children	251	2,707	9.3%	12.4%	12.9%	12.0%
% of FP17s for the same patient ID Re-attending within 3 months - Adults	759	3,751	20.2%	16.8%	16.5%	15.9%
% of FP17s for the same patient ID Re-attending between 3 & 9 months - Children	1,598	2,707	59.0%	57.3%	59.6%	58.0%
% of FP17s for the same patient ID Re-attending between 3 & 9 months - Adults	2,056	3,751	54.8%	50.6%	52.8%	50.5%
% of FP17s for Band 1 Urgent Courses	647	5,223	12.4%	10.2%	9.1%	9.0%
% of FP17s Relating to Free Repair or Replacements	96	5,223	1.8%	0.9%	1.0%	0.8%
% of FP17s Relating to Continuations	71	5,223	1.4%	1.0%	1.2%	1.1%
% of Patients satisfied with the dentistry they have received	5	6	N/A	91.8%	91.6%	91.5%
% of Patients satisfied with the time they had to wait for an appointment	6	6	N/A	88.2%	88.3%	87.9%

\* This is based on patients treated on this contract for their most recent course of treatment. Figures in italics indicate the base number of FP17s or Patient Questionnaire responses are less than 100. N/A is shown where the base number of responses is less than 10 during the period. % is calculated as Quantity/Base number\*100

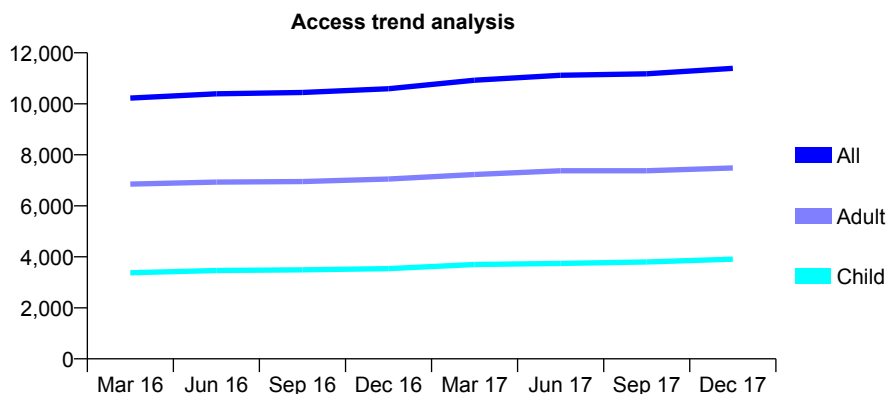
## Q46 - Vital Signs At a Glance Contract Report for 121274/0001 - December 2017

Name or company name	Freshdental Practice Ltd
Contract type name	GDS Contract
Purpose of contract	General
Contract start date	01/04/2011
Contract end date	

17/18 Contracted general activity (UDA)	28,724
Carry forward general activity (UDA)	-574
17/18 Contracted orthodontic activity (UOA)	0
Carry forward orthodontic activity (UOA)	0
Baseline contract value	£727,585.70

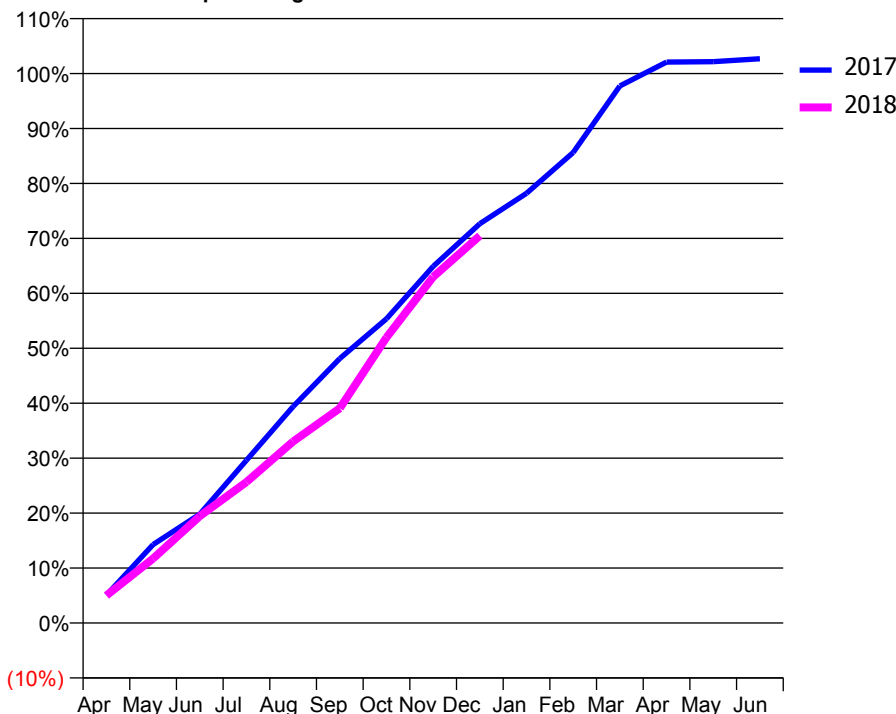
### ACCESS\*

Patients seen in 24 months	Total	Change since previous quarter
Quarter ending December 2016	10,589	
Quarter ending March 2017	10,928	↑
Quarter ending June 2017	11,118	→
Quarter ending September 2017	11,178	→
Quarter ending December 2017	11,390	→
<b>Variance since December 2016</b>	<b>7.6%</b>	<b>↑</b>



### ACTIVITY

Cumulative percentage of contracted UDA delivered 2017 & 2018



Month	Adjusted Scheduled Activity (UDA)	
	2017	2018
April	1,486	1,440
May	4,172	3,370
June	5,791	5,584
July	8,658	7,373
August	11,510	9,489
September	14,062	11,223
October	16,179	14,929
November	18,966	18,095
December	21,236	20,242
January	22,849	
February	25,024	
March	28,556	
April	29,827	
May	29,849	
June	30,003	

### QUALITY

	Quantity	Base Number	Contract	AT	Region	England
% of FP17s for the same patient ID Re-attending within 3 months - Children	441	4,384	10.1%	12.4%	12.9%	12.0%
% of FP17s for the same patient ID Re-attending within 3 months - Adults	839	7,101	11.8%	16.8%	16.5%	15.9%
% of FP17s for the same patient ID Re-attending between 3 & 9 months - Children	2,526	4,384	57.6%	57.3%	59.6%	58.0%
% of FP17s for the same patient ID Re-attending between 3 & 9 months - Adults	3,403	7,101	47.9%	50.6%	52.8%	50.5%
% of FP17s for Band 1 Urgent Courses	921	10,051	9.2%	10.2%	9.1%	9.0%
% of FP17s Relating to Free Repair or Replacements	41	10,051	0.4%	0.9%	1.0%	0.8%
% of FP17s Relating to Continuations	18	10,051	0.2%	1.0%	1.2%	1.1%
% of Patients satisfied with the dentistry they have received	2	2	N/A	91.8%	91.6%	91.5%
% of Patients satisfied with the time they had to wait for an appointment	2	2	N/A	88.2%	88.3%	87.9%

\* This is based on patients treated on this contract for their most recent course of treatment. Figures in italics indicate the base number of FP17s or Patient Questionnaire responses are less than 100. N/A is shown where the base number of responses is less than 10 during the period. % is calculated as Quantity/Base number\*100

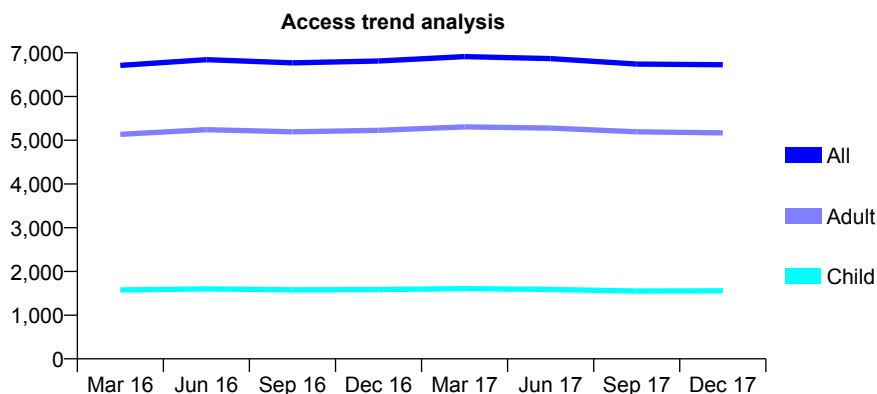
## Q46 - Vital Signs At a Glance Contract Report for 122211/0001 - December 2017

Name or company name	Durgan & Ashworth Dental Care Ltd
Contract type name	GDS Contract
Purpose of contract	General
Contract start date	01/05/2007
Contract end date	

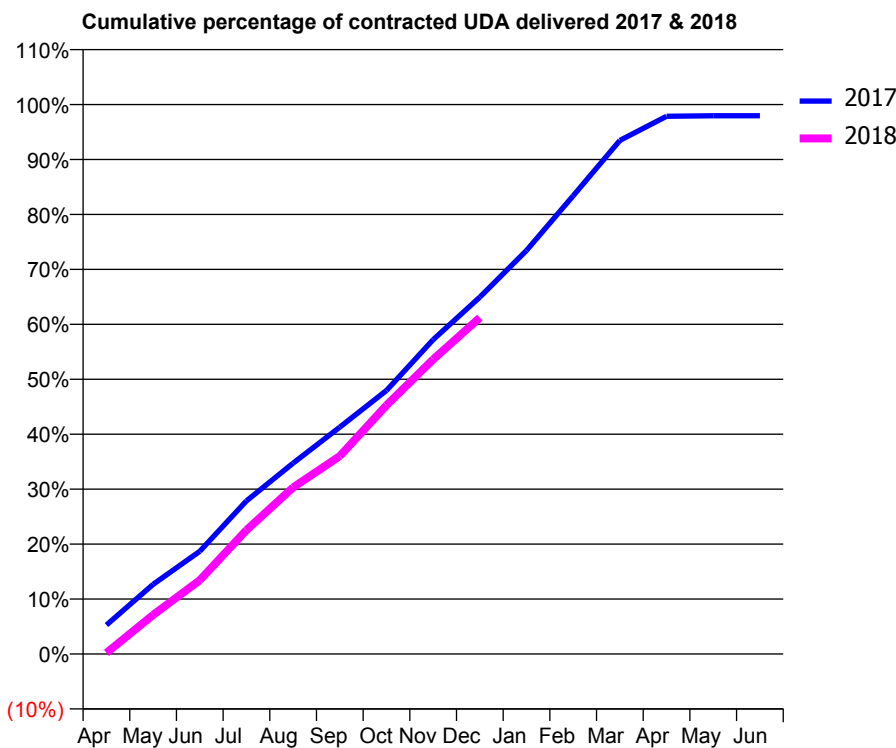
17/18 Contracted general activity (UDA)	19,207
Carry forward general activity (UDA)	434
17/18 Contracted orthodontic activity (UOA)	0
Carry forward orthodontic activity (UOA)	0
Baseline contract value	£636,013.38

### ACCESS\*

Patients seen in 24 months	Total	Change since previous quarter
Quarter ending December 2016	6,812	
Quarter ending March 2017	6,913	→
Quarter ending June 2017	6,866	→
Quarter ending September 2017	6,742	↓
Quarter ending December 2017	6,727	→
<b>Variance since December 2016</b>	<b>(1.2%)</b>	<b>↓</b>



### ACTIVITY



Month	Adjusted Scheduled Activity (UDA)	
	2017	2018
April	1,013	41
May	2,436	1,369
June	3,593	2,580
July	5,353	4,331
August	6,673	5,823
September	7,933	6,921
October	9,211	8,695
November	10,990	10,297
December	12,477	11,758
January	14,104	
February	16,018	
March	17,953	
April	18,798	
May	18,812	
June	18,816	

### QUALITY

	Quantity	Base Number	Contract	AT	Region	England
% of FP17s for the same patient ID Re-attending within 3 months - Children	116	1,620	7.2%	12.4%	12.9%	12.0%
% of FP17s for the same patient ID Re-attending within 3 months - Adults	949	5,607	16.9%	16.8%	16.5%	15.9%
% of FP17s for the same patient ID Re-attending between 3 & 9 months - Children	935	1,620	57.7%	57.3%	59.6%	58.0%
% of FP17s for the same patient ID Re-attending between 3 & 9 months - Adults	2,913	5,607	52.0%	50.6%	52.8%	50.5%
% of FP17s for Band 1 Urgent Courses	740	6,827	10.8%	10.2%	9.1%	9.0%
% of FP17s Relating to Free Repair or Replacements	61	6,827	0.9%	0.9%	1.0%	0.8%
% of FP17s Relating to Continuations	146	6,827	2.1%	1.0%	1.2%	1.1%
% of Patients satisfied with the dentistry they have received	5	5	N/A	91.8%	91.6%	91.5%
% of Patients satisfied with the time they had to wait for an appointment	5	5	N/A	88.2%	88.3%	87.9%

\* This is based on patients treated on this contract for their most recent course of treatment. Figures in italics indicate the base number of FP17s or Patient Questionnaire responses are less than 100. N/A is shown where the base number of responses is less than 10 during the period. % is calculated as Quantity/Base number\*100

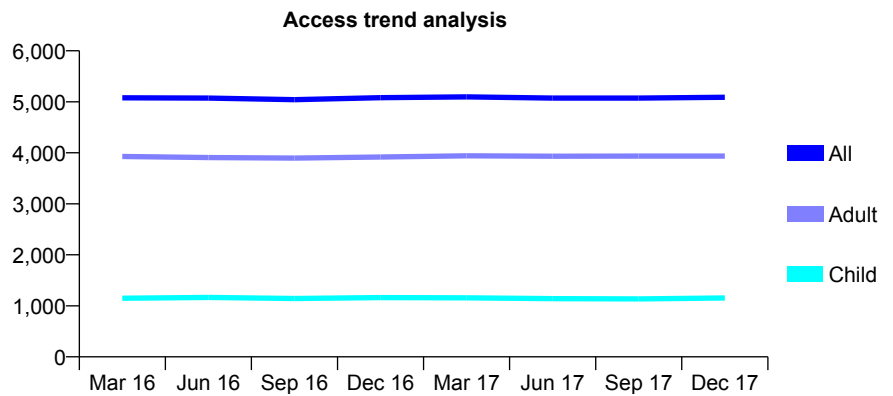
## Q46 - Vital Signs At a Glance Contract Report for 123056/0001 - December 2017

Name or company name	Fletcher Fosbrook Dental Surgery
Contract type name	GDS Contract
Purpose of contract	General
Contract start date	01/04/2013
Contract end date	

17/18 Contracted general activity (UDA)	12,364
Carry forward general activity (UDA)	433
17/18 Contracted orthodontic activity (UOA)	0
Carry forward orthodontic activity (UOA)	0
Baseline contract value	£344,803.90

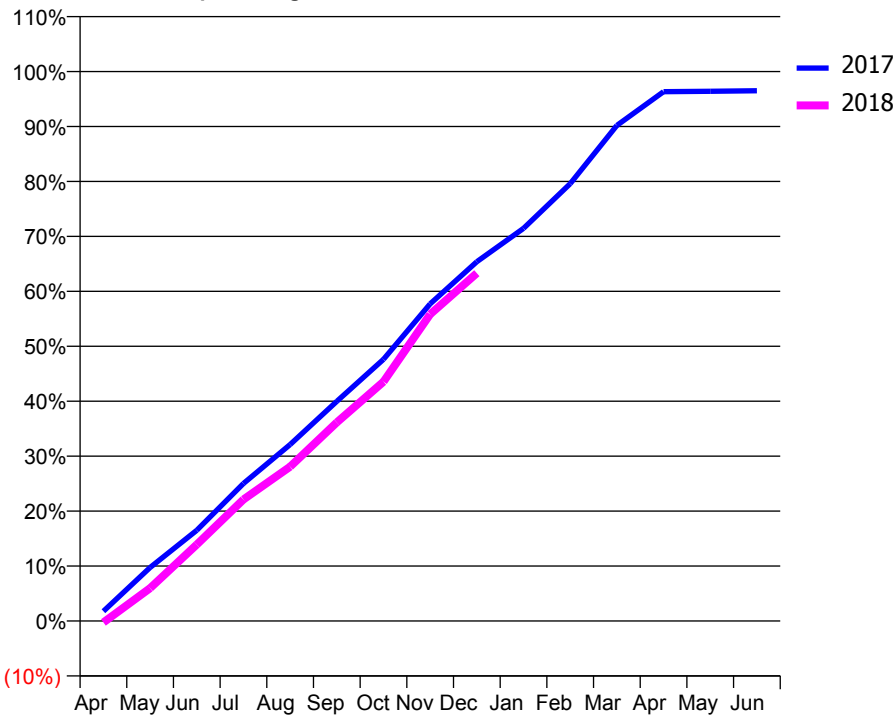
### ACCESS\*

Patients seen in 24 months	Total	Change since previous quarter
Quarter ending December 2016	5,080	
Quarter ending March 2017	5,098	→
Quarter ending June 2017	5,073	→
Quarter ending September 2017	5,073	→
Quarter ending December 2017	5,090	→
<b>Variance since December 2016</b>	<b>0.2%</b>	<b>→</b>



### ACTIVITY

Cumulative percentage of contracted UDA delivered 2017 & 2018



Month	Adjusted Scheduled Activity (UDA)	
	2017	2018
April	222	-34
May	1,205	739
June	2,041	1,722
July	3,093	2,735
August	3,970	3,472
September	4,942	4,468
October	5,888	5,385
November	7,135	6,902
December	8,084	7,825
January	8,835	
February	9,840	
March	11,152	
April	11,911	
May	11,920	
June	11,931	

### QUALITY

	Quantity	Base Number	Contract	AT	Region	England
% of FP17s for the same patient ID Re-attending within 3 months - Children	74	1,160	6.4%	12.4%	12.9%	12.0%
% of FP17s for the same patient ID Re-attending within 3 months - Adults	409	3,924	10.4%	16.8%	16.5%	15.9%
% of FP17s for the same patient ID Re-attending between 3 & 9 months - Children	656	1,160	56.6%	57.3%	59.6%	58.0%
% of FP17s for the same patient ID Re-attending between 3 & 9 months - Adults	2,293	3,924	58.4%	50.6%	52.8%	50.5%
% of FP17s for Band 1 Urgent Courses	135	4,726	2.9%	10.2%	9.1%	9.0%
% of FP17s Relating to Free Repair or Replacements	13	4,726	0.3%	0.9%	1.0%	0.8%
% of FP17s Relating to Continuations	75	4,726	1.6%	1.0%	1.2%	1.1%
% of Patients satisfied with the dentistry they have received	1	1	N/A	91.8%	91.6%	91.5%
% of Patients satisfied with the time they had to wait for an appointment	1	1	N/A	88.2%	88.3%	87.9%

\* This is based on patients treated on this contract for their most recent course of treatment. Figures in italics indicate the base number of FP17s or Patient Questionnaire responses are less than 100. N/A is shown where the base number of responses is less than 10 during the period. % is calculated as Quantity/Base number\*100

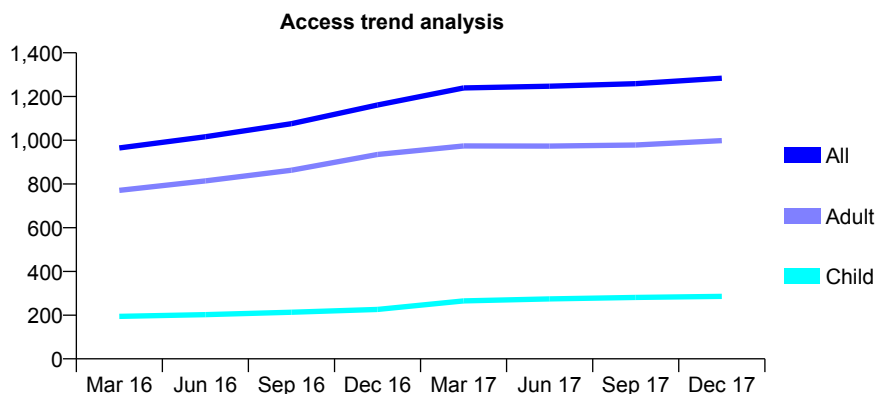
## Q46 - Vital Signs At a Glance Contract Report for 124168/0001 - December 2017

Name or company name	Blackley Dental Surgery
Contract type name	GDS Contract
Purpose of contract	General
Contract start date	01/02/2015
Contract end date	

17/18 Contracted general activity (UDA)	6,208
Carry forward general activity (UDA)	0
17/18 Contracted orthodontic activity (UOA)	0
Carry forward orthodontic activity (UOA)	0
Baseline contract value	£191,460.89

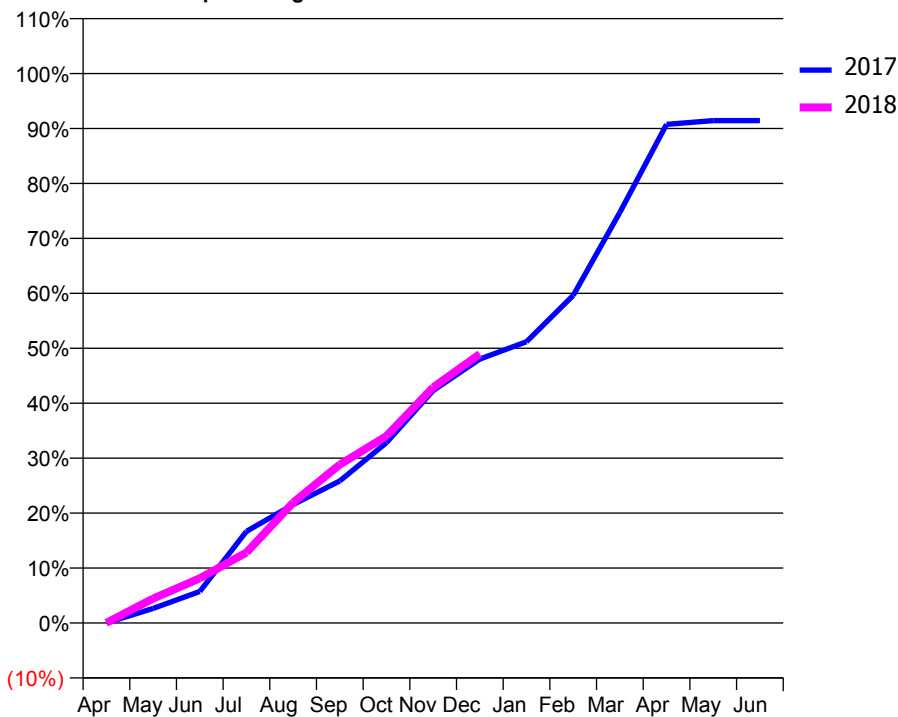
### ACCESS\*

Patients seen in 24 months	Total	Change since previous quarter
Quarter ending December 2016	1,161	
Quarter ending March 2017	1,239	↑
Quarter ending June 2017	1,247	→
Quarter ending September 2017	1,259	→
Quarter ending December 2017	1,284	→
<b>Variance since December 2016</b>	<b>10.6%</b>	<b>↑</b>



### ACTIVITY

**Cumulative percentage of contracted UDA delivered 2017 & 2018**



Month	Adjusted Scheduled Activity (UDA)	
	2017	2018
April	0	3
May	165	276
June	357	506
July	1,035	797
August	1,339	1,362
September	1,605	1,790
October	2,037	2,113
November	2,626	2,663
December	2,983	3,040
January	3,178	
February	3,700	
March	4,639	
April	5,633	
May	5,675	
June	5,676	

### QUALITY

	Quantity	Base Number	Contract	AT	Region	England
% of FP17s for the same patient ID Re-attending within 3 months - Children	26	300	8.7%	12.4%	12.9%	12.0%
% of FP17s for the same patient ID Re-attending within 3 months - Adults	144	998	14.4%	16.8%	16.5%	15.9%
% of FP17s for the same patient ID Re-attending between 3 & 9 months - Children	162	300	54.0%	57.3%	59.6%	58.0%
% of FP17s for the same patient ID Re-attending between 3 & 9 months - Adults	537	998	53.8%	50.6%	52.8%	50.5%
% of FP17s for Band 1 Urgent Courses	101	1,032	9.8%	10.2%	9.1%	9.0%
% of FP17s Relating to Free Repair or Replacements	17	1,032	1.6%	0.9%	1.0%	0.8%
% of FP17s Relating to Continuations	10	1,032	1.0%	1.0%	1.2%	1.1%
% of Patients satisfied with the dentistry they have received	2	2	N/A	91.8%	91.6%	91.5%
% of Patients satisfied with the time they had to wait for an appointment	2	2	N/A	88.2%	88.3%	87.9%

\* This is based on patients treated on this contract for their most recent course of treatment. Figures in italics indicate the base number of FP17s or Patient Questionnaire responses are less than 100. N/A is shown where the base number of responses is less than 10 during the period. % is calculated as Quantity/Base number\*100

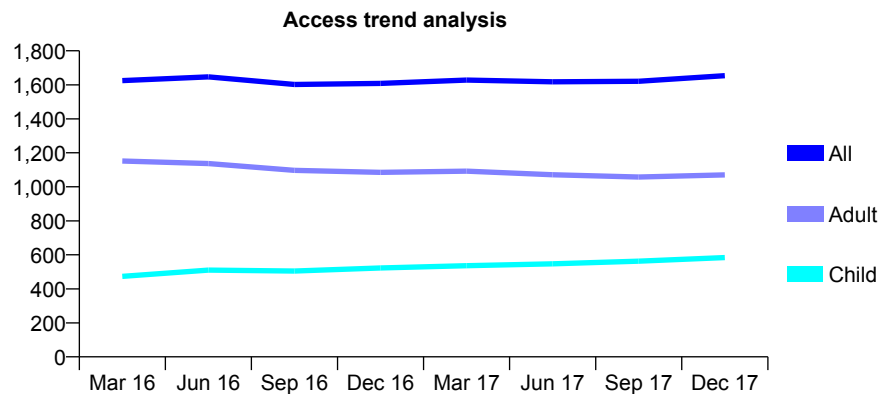
## Q46 - Vital Signs At a Glance Contract Report for 124257/0001 - December 2017

Name or company name	East Road Care Ltd.
Contract type name	GDS Contract
Purpose of contract	General
Contract start date	07/02/2007
Contract end date	

17/18 Contracted general activity (UDA)	6,628
Carry forward general activity (UDA)	-97
17/18 Contracted orthodontic activity (UOA)	0
Carry forward orthodontic activity (UOA)	0
Baseline contract value	£238,393.19

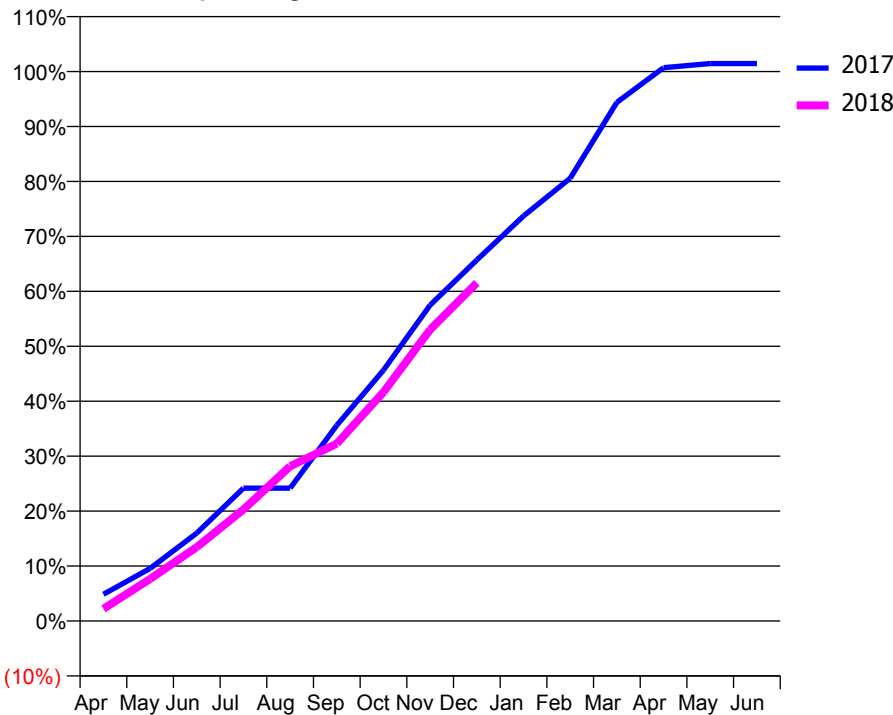
### ACCESS\*

Patients seen in 24 months	Total	Change since previous quarter
Quarter ending December 2016	1,608	
Quarter ending March 2017	1,628	→
Quarter ending June 2017	1,618	→
Quarter ending September 2017	1,621	→
Quarter ending December 2017	1,654	↑
<b>Variance since December 2016</b>	<b>2.9%</b>	<b>↑</b>



### ACTIVITY

Cumulative percentage of contracted UDA delivered 2017 & 2018



Month	Adjusted Scheduled Activity (UDA)	
	2017	2018
April	322	148
May	635	508
June	1,061	892
July	1,602	1,345
August	1,602	1,866
September	2,360	2,141
October	3,026	2,761
November	3,811	3,515
December	4,354	4,080
January	4,886	
February	5,341	
March	6,255	
April	6,674	
May	6,724	
June	6,725	

### QUALITY

	Quantity	Base Number	Contract	AT	Region	England
% of FP17s for the same patient ID Re-attending within 3 months - Children	16	452	3.5%	12.4%	12.9%	12.0%
% of FP17s for the same patient ID Re-attending within 3 months - Adults	68	826	8.2%	16.8%	16.5%	15.9%
% of FP17s for the same patient ID Re-attending between 3 & 9 months - Children	192	452	42.5%	57.3%	59.6%	58.0%
% of FP17s for the same patient ID Re-attending between 3 & 9 months - Adults	296	826	35.8%	50.6%	52.8%	50.5%
% of FP17s for Band 1 Urgent Courses	193	1,175	16.4%	10.2%	9.1%	9.0%
% of FP17s Relating to Free Repair or Replacements	1	1,175	0.1%	0.9%	1.0%	0.8%
% of FP17s Relating to Continuations	8	1,175	0.7%	1.0%	1.2%	1.1%
% of Patients satisfied with the dentistry they have received	5	5	N/A	91.8%	91.6%	91.5%
% of Patients satisfied with the time they had to wait for an appointment	4	5	N/A	88.2%	88.3%	87.9%

\* This is based on patients treated on this contract for their most recent course of treatment. Figures in italics indicate the base number of FP17s or Patient Questionnaire responses are less than 100. N/A is shown where the base number of responses is less than 10 during the period. % is calculated as Quantity/Base number\*100



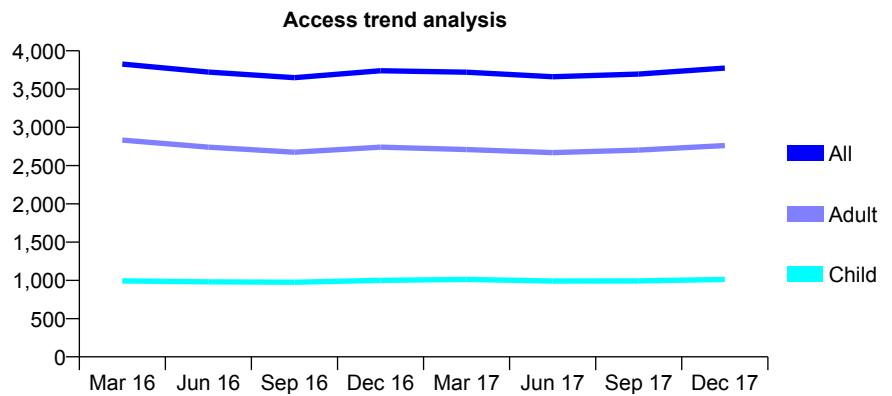
## Q46 - Vital Signs At a Glance Contract Report for 124354/0001 - December 2017

Name or company name	Claremont Dental Practice
Contract type name	GDS Contract
Purpose of contract	General
Contract start date	01/06/2012
Contract end date	

17/18 Contracted general activity (UDA)	12,521
Carry forward general activity (UDA)	49
17/18 Contracted orthodontic activity (UOA)	0
Carry forward orthodontic activity (UOA)	0
Baseline contract value	£329,707.09

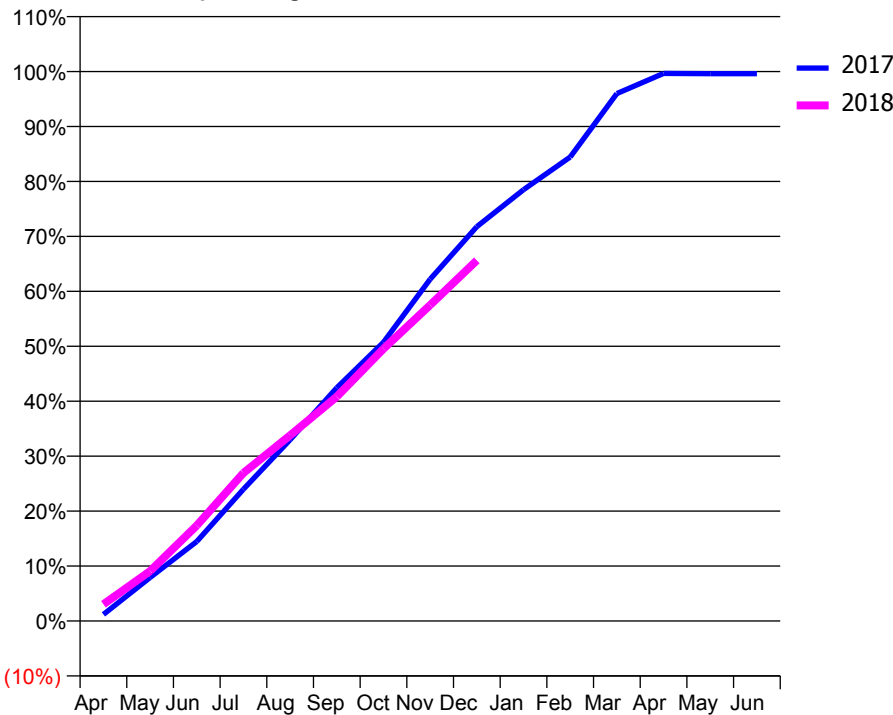
### ACCESS\*

Patients seen in 24 months	Total	Change since previous quarter
Quarter ending December 2016	3,740	
Quarter ending March 2017	3,721	→
Quarter ending June 2017	3,661	↓
Quarter ending September 2017	3,695	→
Quarter ending December 2017	3,774	↑
<b>Variance since December 2016</b>	<b>0.9%</b>	<b>→</b>



### ACTIVITY

Cumulative percentage of contracted UDA delivered 2017 & 2018



Month	Adjusted Scheduled Activity (UDA)	
	2017	2018
April	151	380
May	993	1,138
June	1,813	2,177
July	3,002	3,374
August	4,131	4,231
September	5,315	5,113
October	6,352	6,204
November	7,788	7,199
December	8,986	8,218
January	9,827	
February	10,572	
March	12,020	
April	12,478	
May	12,470	
June	12,472	

### QUALITY

	Quantity	Base Number	Contract	AT	Region	England
% of FP17s for the same patient ID Re-attending within 3 months - Children	169	1,248	13.5%	12.4%	12.9%	12.0%
% of FP17s for the same patient ID Re-attending within 3 months - Adults	731	3,319	22.0%	16.8%	16.5%	15.9%
% of FP17s for the same patient ID Re-attending between 3 & 9 months - Children	775	1,248	62.1%	57.3%	59.6%	58.0%
% of FP17s for the same patient ID Re-attending between 3 & 9 months - Adults	1,761	3,319	53.1%	50.6%	52.8%	50.5%
% of FP17s for Band 1 Urgent Courses	667	4,354	15.3%	10.2%	9.1%	9.0%
% of FP17s Relating to Free Repair or Replacements	59	4,354	1.4%	0.9%	1.0%	0.8%
% of FP17s Relating to Continuations	62	4,354	1.4%	1.0%	1.2%	1.1%
% of Patients satisfied with the dentistry they have received	3	3	N/A	91.8%	91.6%	91.5%
% of Patients satisfied with the time they had to wait for an appointment	2	3	N/A	88.2%	88.3%	87.9%

\* This is based on patients treated on this contract for their most recent course of treatment. Figures in italics indicate the base number of FP17s or Patient Questionnaire responses are less than 100. N/A is shown where the base number of responses is less than 10 during the period. % is calculated as Quantity/Base number\*100

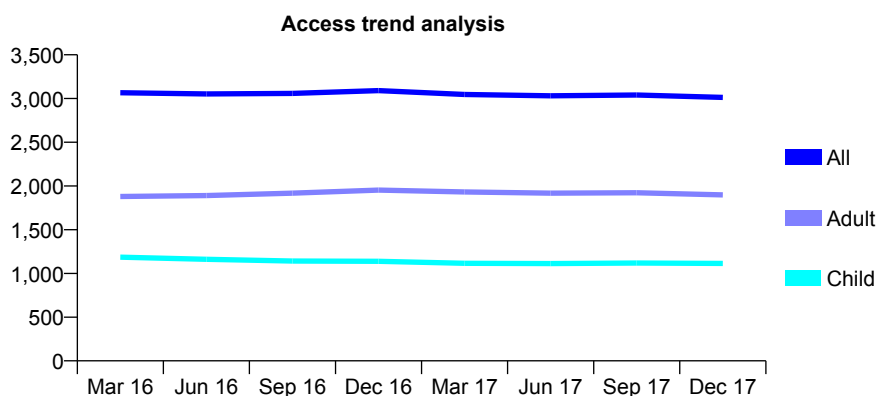
## Q46 - Vital Signs At a Glance Contract Report for 125040/0001 - December 2017

Name or company name	Red Rose Dental Group
Contract type name	GDS Contract
Purpose of contract	General and Orthodontic
Contract start date	01/04/2013
Contract end date	

17/18 Contracted general activity (UDA)	6,575
Carry forward general activity (UDA)	0
17/18 Contracted orthodontic activity (UOA)	5,533
Carry forward orthodontic activity (UOA)	56
Baseline contract value	£565,931.06

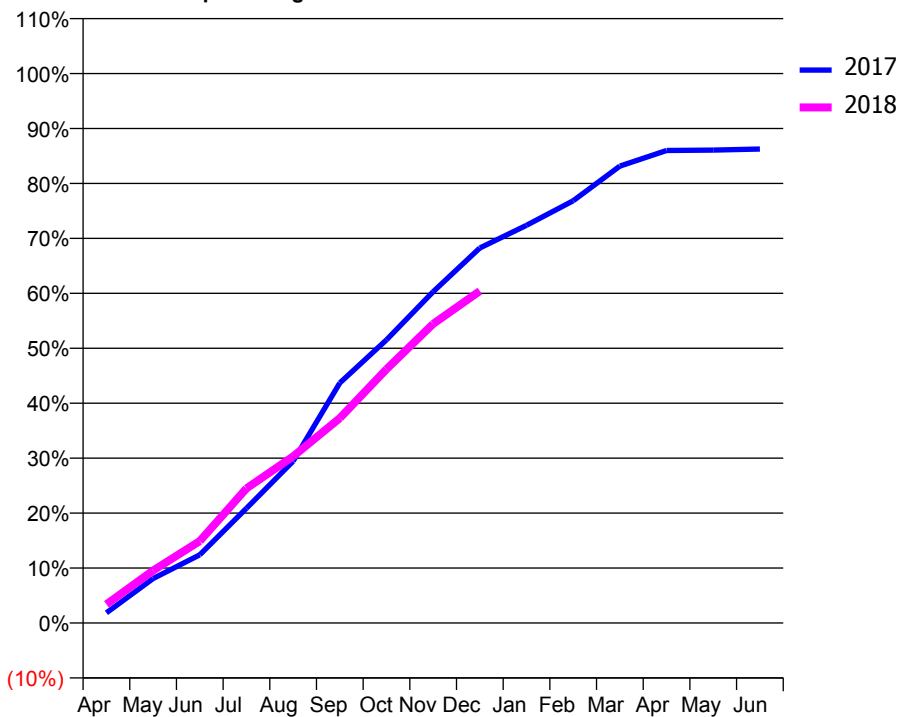
### ACCESS\*

Patients seen in 24 months	Total	Change since previous quarter
Quarter ending December 2016	3,091	
Quarter ending March 2017	3,046	↓
Quarter ending June 2017	3,031	→
Quarter ending September 2017	3,040	→
Quarter ending December 2017	3,012	→
<b>Variance since December 2016</b>	<b>(2.6%)</b>	<b>↓</b>



### ACTIVITY

Cumulative percentage of contracted UDA delivered 2017 & 2018



Month	Adjusted Scheduled Activity (UDA)	
	2017	2018
April	122	224
May	533	627
June	816	981
July	1,372	1,611
August	1,936	1,994
September	2,873	2,451
October	3,387	3,036
November	3,965	3,579
December	4,487	3,972
January	4,759	
February	5,053	
March	5,467	
April	5,655	
May	5,659	
June	5,671	

### QUALITY

	Quantity	Base Number	Contract	AT	Region	England
% of FP17s for the same patient ID Re-attending within 3 months - Children	113	1,550	7.3%	12.4%	12.9%	12.0%
% of FP17s for the same patient ID Re-attending within 3 months - Adults	238	1,577	15.1%	16.8%	16.5%	15.9%
% of FP17s for the same patient ID Re-attending between 3 & 9 months - Children	593	1,550	38.3%	57.3%	59.6%	58.0%
% of FP17s for the same patient ID Re-attending between 3 & 9 months - Adults	669	1,577	42.4%	50.6%	52.8%	50.5%
% of FP17s for Band 1 Urgent Courses	172	2,068	8.3%	10.2%	9.1%	9.0%
% of FP17s Relating to Free Repair or Replacements	15	2,068	0.7%	0.9%	1.0%	0.8%
% of FP17s Relating to Continuations	36	2,068	1.7%	1.0%	1.2%	1.1%
% of Patients satisfied with the dentistry they have received	0	0	N/A	91.8%	91.6%	91.5%
% of Patients satisfied with the time they had to wait for an appointment	0	0	N/A	88.2%	88.3%	87.9%

\* This is based on patients treated on this contract for their most recent course of treatment. Figures in italics indicate the base number of FP17s or Patient Questionnaire responses are less than 100. N/A is shown where the base number of responses is less than 10 during the period. % is calculated as Quantity/Base number\*100

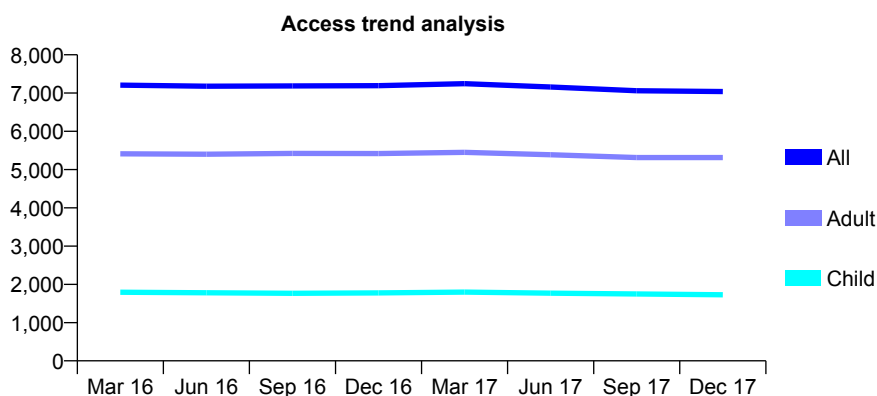
## Q46 - Vital Signs At a Glance Contract Report for 126055/0001 - December 2017

Name or company name	Hamani Healthcare Ltd
Contract type name	GDS Contract
Purpose of contract	General
Contract start date	01/12/2011
Contract end date	

17/18 Contracted general activity (UDA)	23,392
Carry forward general activity (UDA)	126
17/18 Contracted orthodontic activity (UOA)	0
Carry forward orthodontic activity (UOA)	0
Baseline contract value	£579,762.52

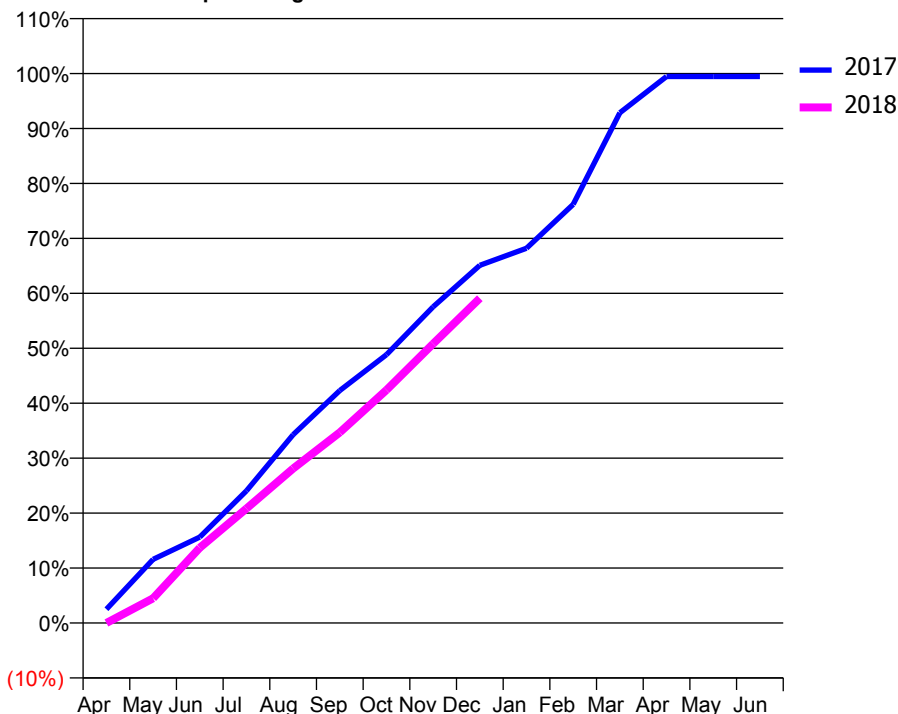
### ACCESS\*

Patients seen in 24 months	Total	Change since previous quarter
Quarter ending December 2016	7,194	
Quarter ending March 2017	7,247	→
Quarter ending June 2017	7,157	↓
Quarter ending September 2017	7,062	↓
Quarter ending December 2017	7,041	→
<b>Variance since December 2016</b>	<b>(2.1%)</b>	<b>↓</b>



### ACTIVITY

Cumulative percentage of contracted UDA delivered 2017 & 2018



Month	Adjusted Scheduled Activity (UDA)	
	2017	2018
April	587	3
May	2,708	1,050
June	3,660	3,203
July	5,629	4,873
August	8,017	6,578
September	9,896	8,116
October	11,421	9,921
November	13,460	11,890
December	15,225	13,822
January	15,953	
February	17,824	
March	21,722	
April	23,266	
May	23,266	
June	23,266	

### QUALITY

	Quantity	Base Number	Contract	AT	Region	England
% of FP17s for the same patient ID Re-attending within 3 months - Children	188	1,984	9.5%	12.4%	12.9%	12.0%
% of FP17s for the same patient ID Re-attending within 3 months - Adults	794	5,627	14.1%	16.8%	16.5%	15.9%
% of FP17s for the same patient ID Re-attending between 3 & 9 months - Children	1,305	1,984	65.8%	57.3%	59.6%	58.0%
% of FP17s for the same patient ID Re-attending between 3 & 9 months - Adults	3,037	5,627	54.0%	50.6%	52.8%	50.5%
% of FP17s for Band 1 Urgent Courses	352	7,020	5.0%	10.2%	9.1%	9.0%
% of FP17s Relating to Free Repair or Replacements	56	7,020	0.8%	0.9%	1.0%	0.8%
% of FP17s Relating to Continuations	193	7,020	2.7%	1.0%	1.2%	1.1%
% of Patients satisfied with the dentistry they have received	4	4	N/A	91.8%	91.6%	91.5%
% of Patients satisfied with the time they had to wait for an appointment	4	4	N/A	88.2%	88.3%	87.9%

\* This is based on patients treated on this contract for their most recent course of treatment. Figures in italics indicate the base number of FP17s or Patient Questionnaire responses are less than 100. N/A is shown where the base number of responses is less than 10 during the period. % is calculated as Quantity/Base number\*100

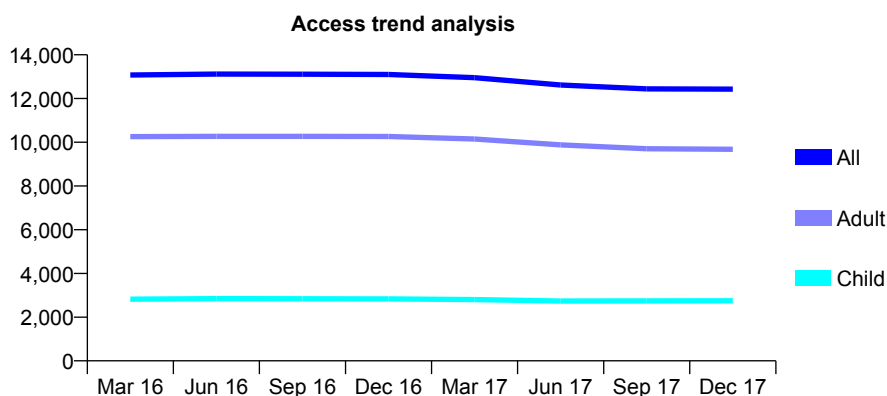
## Q46 - Vital Signs At a Glance Contract Report for 126640/0001 - December 2017

Name or company name	Florence House Dental Practice Partnership
Contract type name	GDS Contract
Purpose of contract	General
Contract start date	01/11/2012
Contract end date	

17/18 Contracted general activity (UDA)	39,318
Carry forward general activity (UDA)	0
17/18 Contracted orthodontic activity (UOA)	0
Carry forward orthodontic activity (UOA)	0
Baseline contract value	£1,119,361.41

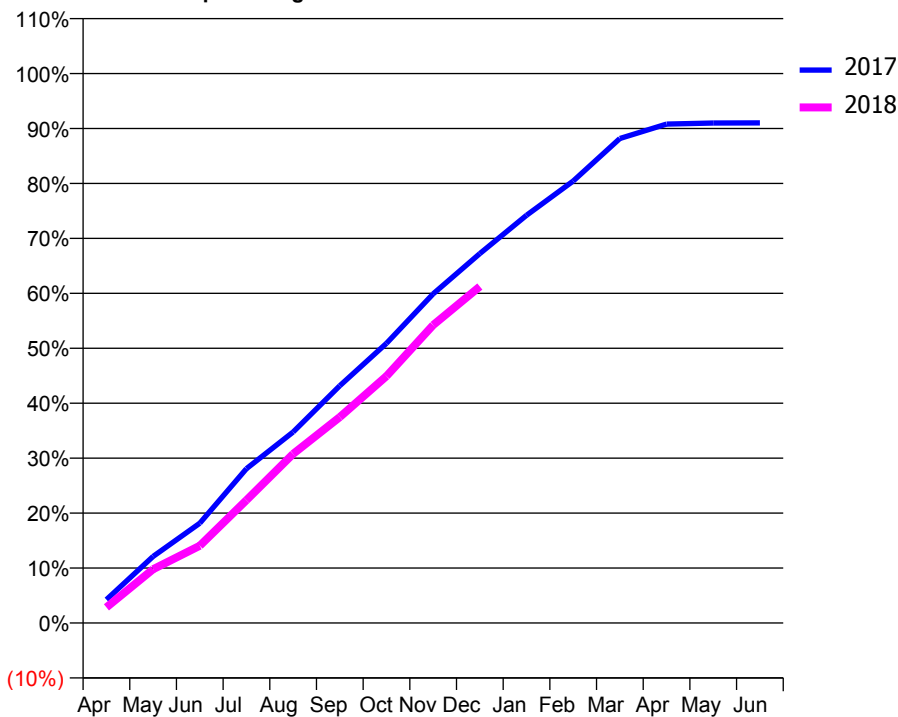
### ACCESS\*

Patients seen in 24 months	Total	Change since previous quarter
Quarter ending December 2016	13,099	
Quarter ending March 2017	12,951	↓
Quarter ending June 2017	12,618	↓
Quarter ending September 2017	12,443	↓
Quarter ending December 2017	12,427	→
<b>Variance since December 2016</b>	<b>(5.1%)</b>	<b>↓</b>



### ACTIVITY

Cumulative percentage of contracted UDA delivered 2017 & 2018



Month	Adjusted Scheduled Activity (UDA)	
	2017	2018
April	1,674	1,124
May	4,763	3,854
June	7,137	5,527
July	11,039	8,788
August	13,668	12,100
September	16,976	14,737
October	20,011	17,664
November	23,549	21,322
December	26,433	24,079
January	29,176	
February	31,624	
March	34,666	
April	35,701	
May	35,778	
June	35,786	

### QUALITY

	Quantity	Base Number	Contract	AT	Region	England
% of FP17s for the same patient ID Re-attending within 3 months - Children	190	2,670	7.1%	12.4%	12.9%	12.0%
% of FP17s for the same patient ID Re-attending within 3 months - Adults	1,152	8,967	12.8%	16.8%	16.5%	15.9%
% of FP17s for the same patient ID Re-attending between 3 & 9 months - Children	1,448	2,670	54.2%	57.3%	59.6%	58.0%
% of FP17s for the same patient ID Re-attending between 3 & 9 months - Adults	4,627	8,967	51.6%	50.6%	52.8%	50.5%
% of FP17s for Band 1 Urgent Courses	823	11,113	7.4%	10.2%	9.1%	9.0%
% of FP17s Relating to Free Repair or Replacements	84	11,113	0.8%	0.9%	1.0%	0.8%
% of FP17s Relating to Continuations	184	11,113	1.7%	1.0%	1.2%	1.1%
% of Patients satisfied with the dentistry they have received	7	9	N/A	91.8%	91.6%	91.5%
% of Patients satisfied with the time they had to wait for an appointment	7	9	N/A	88.2%	88.3%	87.9%

\* This is based on patients treated on this contract for their most recent course of treatment. Figures in italics indicate the base number of FP17s or Patient Questionnaire responses are less than 100. N/A is shown where the base number of responses is less than 10 during the period. % is calculated as Quantity/Base number\*100

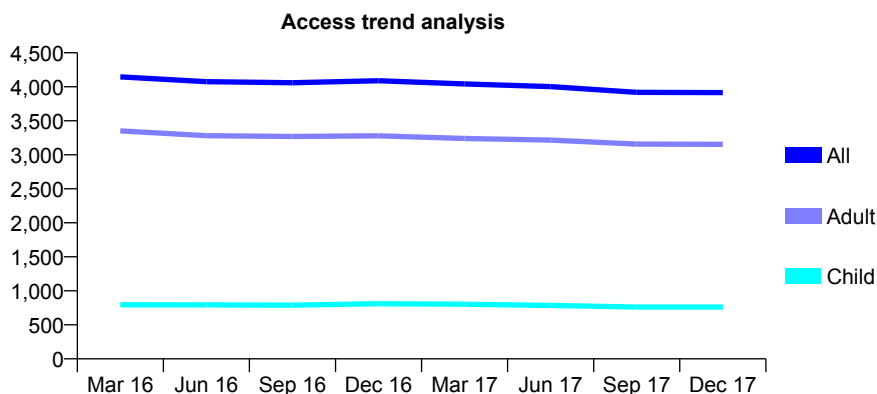
## Q46 - Vital Signs At a Glance Contract Report for 127477/0001 - December 2017

Name or company name	Hollinwood Dental Practice
Contract type name	GDS Contract
Purpose of contract	General
Contract start date	01/04/2012
Contract end date	

17/18 Contracted general activity (UDA)	13,992
Carry forward general activity (UDA)	0
17/18 Contracted orthodontic activity (UOA)	0
Carry forward orthodontic activity (UOA)	0
Baseline contract value	£379,450.23

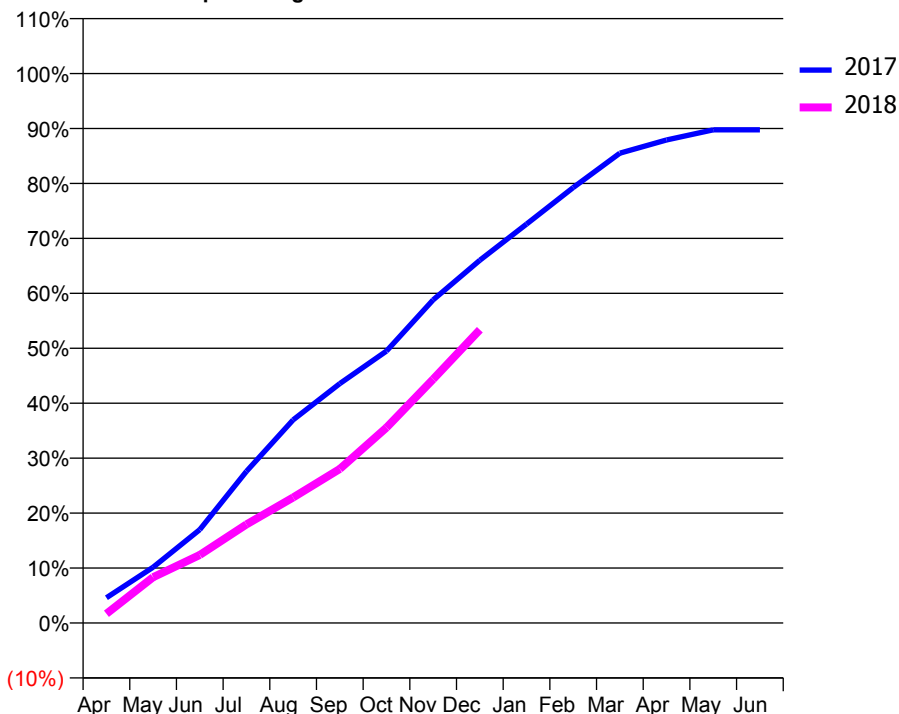
### ACCESS\*

Patients seen in 24 months	Total	Change since previous quarter
Quarter ending December 2016	4,090	
Quarter ending March 2017	4,043	↓
Quarter ending June 2017	4,002	↓
Quarter ending September 2017	3,918	↓
Quarter ending December 2017	3,915	→
<b>Variance since December 2016</b>	<b>(4.3%)</b>	<b>↓</b>



### ACTIVITY

Cumulative percentage of contracted UDA delivered 2017 & 2018



Month	Adjusted Scheduled Activity (UDA)	
	2017	2018
April	643	235
May	1,420	1,167
June	2,378	1,735
July	3,863	2,511
August	5,174	3,195
September	6,096	3,923
October	6,925	4,976
November	8,229	6,210
December	9,238	7,470
January	10,159	
February	11,088	
March	11,964	
April	12,301	
May	12,559	
June	12,559	

### QUALITY

	Quantity	Base Number	Contract	AT	Region	England
% of FP17s for the same patient ID Re-attending within 3 months - Children	51	864	5.9%	12.4%	12.9%	12.0%
% of FP17s for the same patient ID Re-attending within 3 months - Adults	421	3,351	12.6%	16.8%	16.5%	15.9%
% of FP17s for the same patient ID Re-attending between 3 & 9 months - Children	537	864	62.2%	57.3%	59.6%	58.0%
% of FP17s for the same patient ID Re-attending between 3 & 9 months - Adults	1,823	3,351	54.4%	50.6%	52.8%	50.5%
% of FP17s for Band 1 Urgent Courses	339	3,907	8.7%	10.2%	9.1%	9.0%
% of FP17s Relating to Free Repair or Replacements	20	3,907	0.5%	0.9%	1.0%	0.8%
% of FP17s Relating to Continuations	49	3,907	1.3%	1.0%	1.2%	1.1%
% of Patients satisfied with the dentistry they have received	2	2	N/A	91.8%	91.6%	91.5%
% of Patients satisfied with the time they had to wait for an appointment	2	2	N/A	88.2%	88.3%	87.9%

\* This is based on patients treated on this contract for their most recent course of treatment. Figures in italics indicate the base number of FP17s or Patient Questionnaire responses are less than 100. N/A is shown where the base number of responses is less than 10 during the period. % is calculated as Quantity/Base number\*100

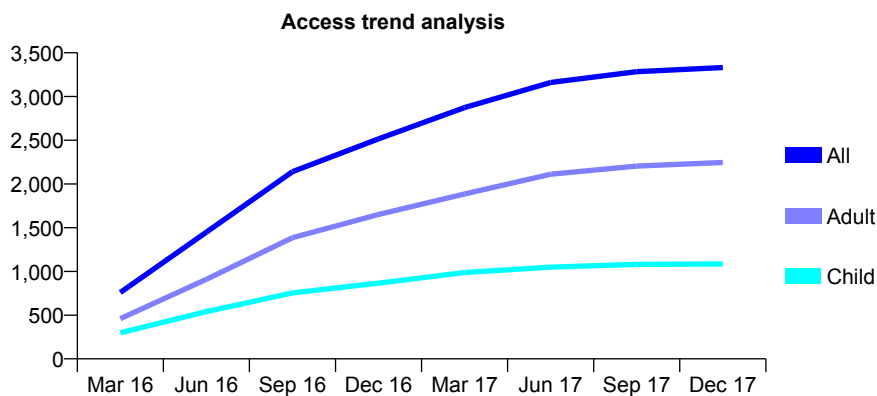
## Q46 - Vital Signs At a Glance Contract Report for 127949/0001 - December 2017

Name or company name	Mrs S Singh & Mr D Singh
Contract type name	GDS Contract
Purpose of contract	General
Contract start date	18/01/2016
Contract end date	

17/18 Contracted general activity (UDA)	10,570
Carry forward general activity (UDA)	-36
17/18 Contracted orthodontic activity (UOA)	0
Carry forward orthodontic activity (UOA)	0
Baseline contract value	£368,087.79

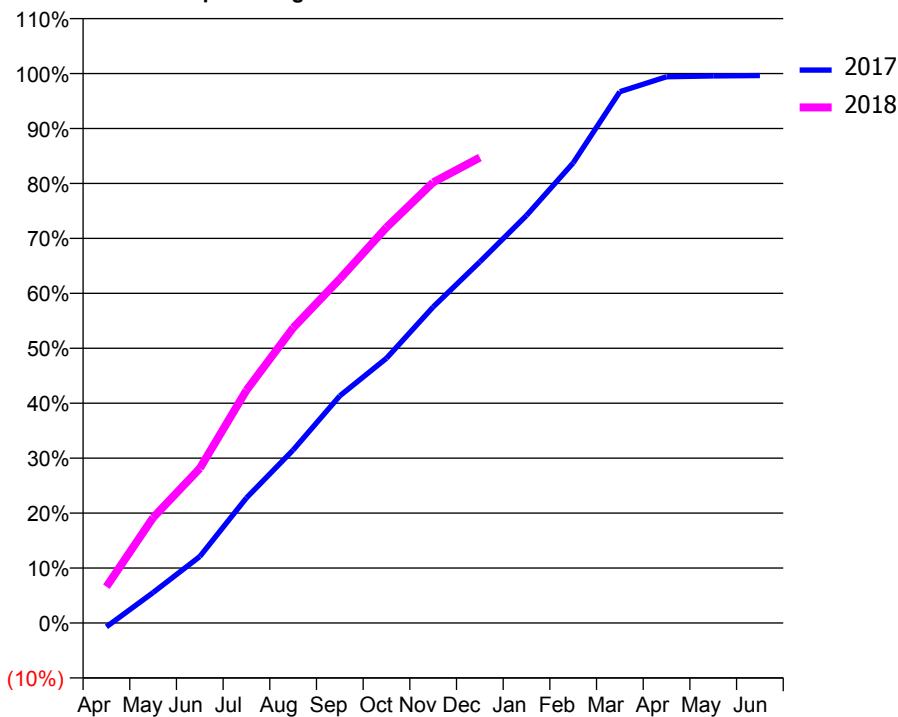
### ACCESS\*

Patients seen in 24 months	Total	Change since previous quarter
Quarter ending December 2016	2,516	
Quarter ending March 2017	2,874	↑
Quarter ending June 2017	3,160	↑
Quarter ending September 2017	3,284	↑
Quarter ending December 2017	3,331	→
<b>Variance since December 2016</b>	<b>32.4%</b>	<b>↑</b>



### ACTIVITY

Cumulative percentage of contracted UDA delivered 2017 & 2018



Month	Adjusted Scheduled Activity (UDA)	
	2017	2018
April	-76	700
May	587	2,027
June	1,279	2,975
July	2,408	4,477
August	3,329	5,678
September	4,369	6,619
October	5,094	7,608
November	6,081	8,476
December	6,948	8,953
January	7,841	
February	8,850	
March	10,220	
April	10,507	
May	10,522	
June	10,531	

### QUALITY

	Quantity	Base Number	Contract	AT	Region	England
% of FP17s for the same patient ID Re-attending within 3 months - Children	132	1,115	11.8%	12.4%	12.9%	12.0%
% of FP17s for the same patient ID Re-attending within 3 months - Adults	492	2,230	22.1%	16.8%	16.5%	15.9%
% of FP17s for the same patient ID Re-attending between 3 & 9 months - Children	659	1,115	59.1%	57.3%	59.6%	58.0%
% of FP17s for the same patient ID Re-attending between 3 & 9 months - Adults	1,059	2,230	47.5%	50.6%	52.8%	50.5%
% of FP17s for Band 1 Urgent Courses	440	3,226	13.6%	10.2%	9.1%	9.0%
% of FP17s Relating to Free Repair or Replacements	41	3,226	1.3%	0.9%	1.0%	0.8%
% of FP17s Relating to Continuations	23	3,226	0.7%	1.0%	1.2%	1.1%
% of Patients satisfied with the dentistry they have received	1	2	N/A	91.8%	91.6%	91.5%
% of Patients satisfied with the time they had to wait for an appointment	1	2	N/A	88.2%	88.3%	87.9%

\* This is based on patients treated on this contract for their most recent course of treatment. Figures in italics indicate the base number of FP17s or Patient Questionnaire responses are less than 100. N/A is shown where the base number of responses is less than 10 during the period. % is calculated as Quantity/Base number\*100

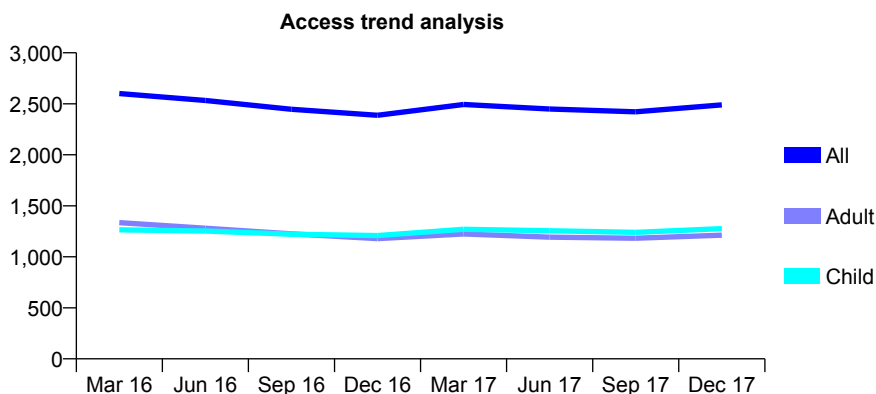
## Q46 - Vital Signs At a Glance Contract Report for 128007/0001 - December 2017

Name or company name	Ashton Road Limited Company
Contract type name	GDS Contract
Purpose of contract	General
Contract start date	06/04/2007
Contract end date	

17/18 Contracted general activity (UDA)	8,609
Carry forward general activity (UDA)	-125
17/18 Contracted orthodontic activity (UOA)	0
Carry forward orthodontic activity (UOA)	0
Baseline contract value	£233,458.15

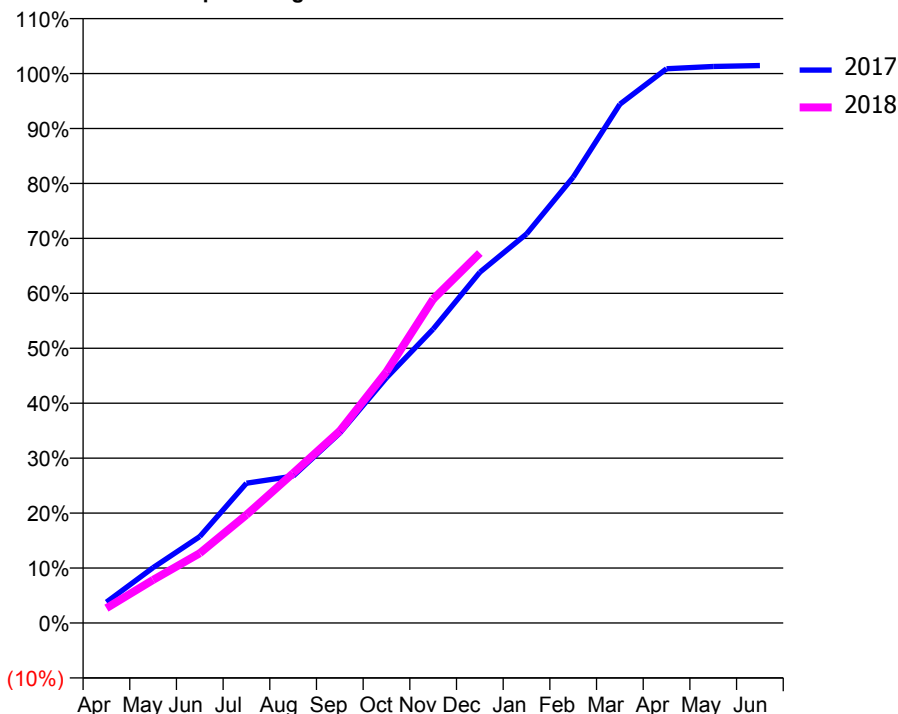
### ACCESS\*

Patients seen in 24 months	Total	Change since previous quarter
Quarter ending December 2016	2,387	
Quarter ending March 2017	2,494	↑
Quarter ending June 2017	2,449	↓
Quarter ending September 2017	2,422	↓
Quarter ending December 2017	2,489	↑
<b>Variance since December 2016</b>	<b>4.3%</b>	<b>↑</b>



### ACTIVITY

**Cumulative percentage of contracted UDA delivered 2017 & 2018**



Month	Adjusted Scheduled Activity (UDA)	
	2017	2018
April	328	233
May	869	677
June	1,356	1,094
July	2,191	1,695
August	2,301	2,347
September	2,976	3,010
October	3,842	3,937
November	4,605	5,074
December	5,495	5,796
January	6,095	
February	6,984	
March	8,127	
April	8,683	
May	8,719	
June	8,734	

### QUALITY

	Quantity	Base Number	Contract	AT	Region	England
% of FP17s for the same patient ID Re-attending within 3 months - Children	70	1,145	6.1%	12.4%	12.9%	12.0%
% of FP17s for the same patient ID Re-attending within 3 months - Adults	89	991	9.0%	16.8%	16.5%	15.9%
% of FP17s for the same patient ID Re-attending between 3 & 9 months - Children	560	1,145	48.9%	57.3%	59.6%	58.0%
% of FP17s for the same patient ID Re-attending between 3 & 9 months - Adults	465	991	46.9%	50.6%	52.8%	50.5%
% of FP17s for Band 1 Urgent Courses	53	2,003	2.6%	10.2%	9.1%	9.0%
% of FP17s Relating to Free Repair or Replacements	7	2,003	0.3%	0.9%	1.0%	0.8%
% of FP17s Relating to Continuations	11	2,003	0.5%	1.0%	1.2%	1.1%
% of Patients satisfied with the dentistry they have received	2	2	N/A	91.8%	91.6%	91.5%
% of Patients satisfied with the time they had to wait for an appointment	2	2	N/A	88.2%	88.3%	87.9%

\* This is based on patients treated on this contract for their most recent course of treatment. Figures in italics indicate the base number of FP17s or Patient Questionnaire responses are less than 100. N/A is shown where the base number of responses is less than 10 during the period. % is calculated as Quantity/Base number\*100

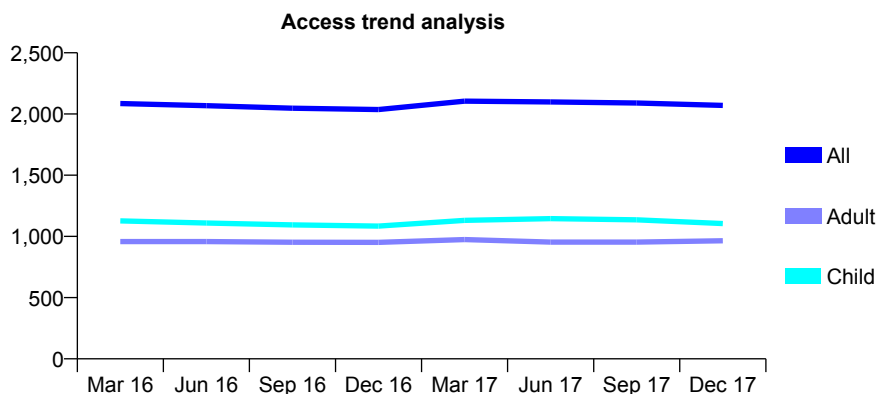
## Q46 - Vital Signs At a Glance Contract Report for 128236/0001 - December 2017

Name or company name	Maple Road Dental Practice
Contract type name	GDS Contract
Purpose of contract	General
Contract start date	01/07/2009
Contract end date	

17/18 Contracted general activity (UDA)	5,704
Carry forward general activity (UDA)	201
17/18 Contracted orthodontic activity (UOA)	0
Carry forward orthodontic activity (UOA)	0
Baseline contract value	£151,076.77

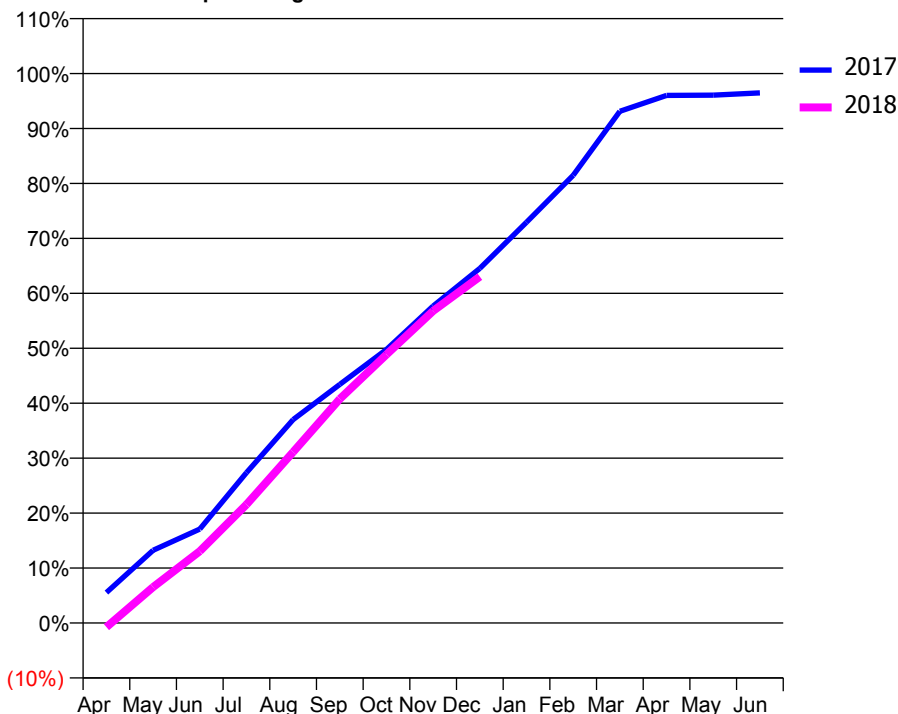
### ACCESS\*

Patients seen in 24 months	Total	Change since previous quarter
Quarter ending December 2016	2,036	
Quarter ending March 2017	2,105	↑
Quarter ending June 2017	2,099	→
Quarter ending September 2017	2,090	→
Quarter ending December 2017	2,070	→
<b>Variance since December 2016</b>	<b>1.7%</b>	<b>→</b>



### ACTIVITY

Cumulative percentage of contracted UDA delivered 2017 & 2018



Month	Adjusted Scheduled Activity (UDA)	
	2017	2018
April	317	-44
May	755	373
June	975	745
July	1,560	1,229
August	2,112	1,775
September	2,477	2,326
October	2,840	2,787
November	3,291	3,240
December	3,682	3,596
January	4,160	
February	4,648	
March	5,312	
April	5,477	
May	5,479	
June	5,503	

### QUALITY

	Quantity	Base Number	Contract	AT	Region	England
% of FP17s for the same patient ID Re-attending within 3 months - Children	207	1,550	13.4%	12.4%	12.9%	12.0%
% of FP17s for the same patient ID Re-attending within 3 months - Adults	198	936	21.2%	16.8%	16.5%	15.9%
% of FP17s for the same patient ID Re-attending between 3 & 9 months - Children	1,061	1,550	68.5%	57.3%	59.6%	58.0%
% of FP17s for the same patient ID Re-attending between 3 & 9 months - Adults	465	936	49.7%	50.6%	52.8%	50.5%
% of FP17s for Band 1 Urgent Courses	260	2,362	11.0%	10.2%	9.1%	9.0%
% of FP17s Relating to Free Repair or Replacements	8	2,362	0.3%	0.9%	1.0%	0.8%
% of FP17s Relating to Continuations	2	2,362	0.1%	1.0%	1.2%	1.1%
% of Patients satisfied with the dentistry they have received	1	1	N/A	91.8%	91.6%	91.5%
% of Patients satisfied with the time they had to wait for an appointment	1	1	N/A	88.2%	88.3%	87.9%

\* This is based on patients treated on this contract for their most recent course of treatment. Figures in italics indicate the base number of FP17s or Patient Questionnaire responses are less than 100. N/A is shown where the base number of responses is less than 10 during the period. % is calculated as Quantity/Base number\*100



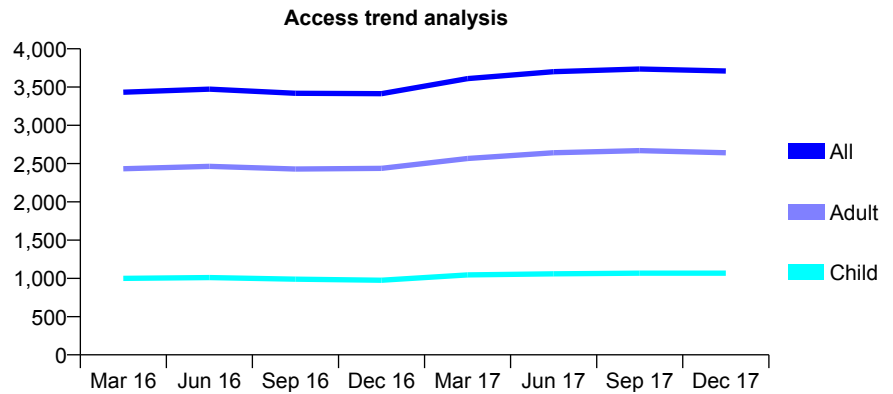
## Q46 - Vital Signs At a Glance Contract Report for 129364/0001 - December 2017

Name or company name	DHS Dental Practices Ltd
Contract type name	GDS Contract
Purpose of contract	General
Contract start date	25/01/2010
Contract end date	

17/18 Contracted general activity (UDA)	13,044
Carry forward general activity (UDA)	-83
17/18 Contracted orthodontic activity (UOA)	0
Carry forward orthodontic activity (UOA)	0
Baseline contract value	£326,098.41

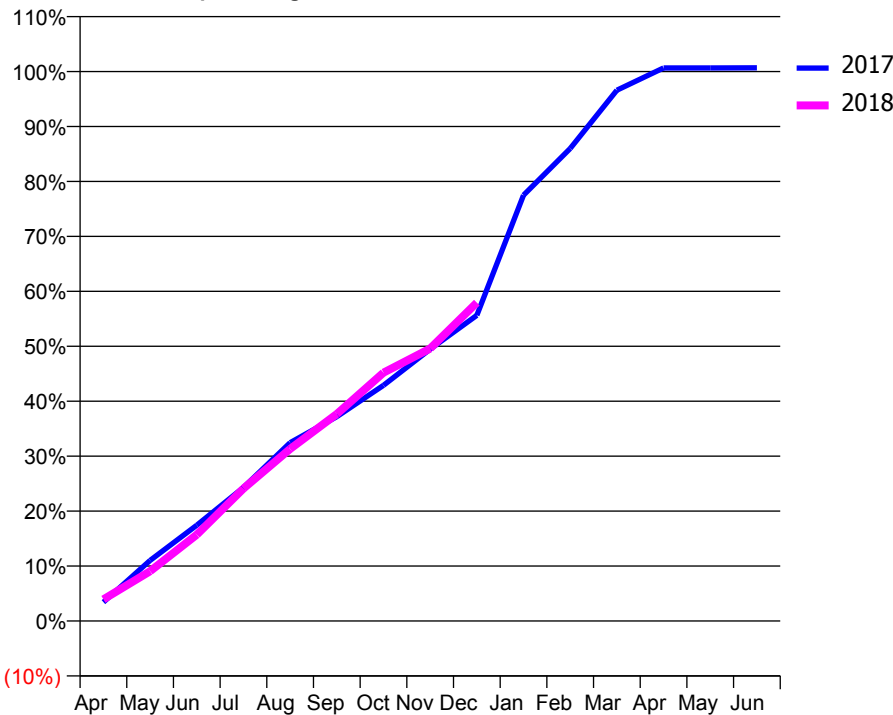
### ACCESS\*

Patients seen in 24 months	Total	Change since previous quarter
Quarter ending December 2016	3,413	
Quarter ending March 2017	3,611	↑
Quarter ending June 2017	3,701	↑
Quarter ending September 2017	3,736	→
Quarter ending December 2017	3,709	→
<b>Variance since December 2016</b>	<b>8.7%</b>	<b>↑</b>



### ACTIVITY

Cumulative percentage of contracted UDA delivered 2017 & 2018



Month	Adjusted Scheduled Activity (UDA)	
	2017	2018
April	424	513
May	1,356	1,181
June	2,146	2,050
July	2,990	3,144
August	3,993	4,085
September	4,573	4,916
October	5,275	5,894
November	6,084	6,468
December	6,843	7,559
January	9,533	
February	10,577	
March	11,881	
April	12,381	
May	12,380	
June	12,383	

### QUALITY

	Quantity	Base Number	Contract	AT	Region	England
% of FP17s for the same patient ID Re-attending within 3 months - Children	74	1,044	7.1%	12.4%	12.9%	12.0%
% of FP17s for the same patient ID Re-attending within 3 months - Adults	381	2,583	14.8%	16.8%	16.5%	15.9%
% of FP17s for the same patient ID Re-attending between 3 & 9 months - Children	639	1,044	61.2%	57.3%	59.6%	58.0%
% of FP17s for the same patient ID Re-attending between 3 & 9 months - Adults	1,501	2,583	58.1%	50.6%	52.8%	50.5%
% of FP17s for Band 1 Urgent Courses	396	3,382	11.7%	10.2%	9.1%	9.0%
% of FP17s Relating to Free Repair or Replacements	22	3,382	0.7%	0.9%	1.0%	0.8%
% of FP17s Relating to Continuations	14	3,382	0.4%	1.0%	1.2%	1.1%
% of Patients satisfied with the dentistry they have received	3	3	N/A	91.8%	91.6%	91.5%
% of Patients satisfied with the time they had to wait for an appointment	3	3	N/A	88.2%	88.3%	87.9%

\* This is based on patients treated on this contract for their most recent course of treatment. Figures in italics indicate the base number of FP17s or Patient Questionnaire responses are less than 100. N/A is shown where the base number of responses is less than 10 during the period. % is calculated as Quantity/Base number\*100

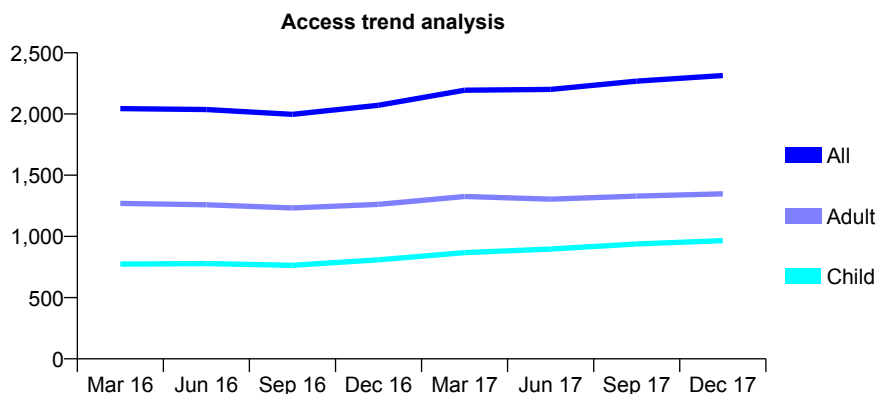
## Q46 - Vital Signs At a Glance Contract Report for 129364/0002 - December 2017

Name or company name	DHS Dental Practices Ltd
Contract type name	GDS Contract
Purpose of contract	General
Contract start date	16/08/2010
Contract end date	

17/18 Contracted general activity (UDA)	6,957
Carry forward general activity (UDA)	-29
17/18 Contracted orthodontic activity (UOA)	0
Carry forward orthodontic activity (UOA)	0
Baseline contract value	£173,554.69

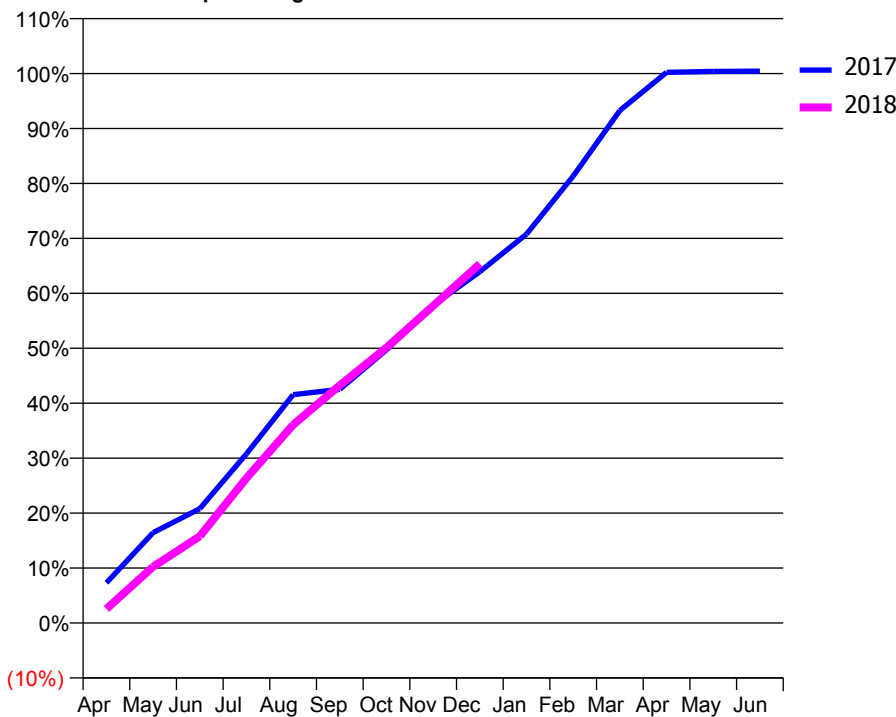
### ACCESS\*

Patients seen in 24 months	Total	Change since previous quarter
Quarter ending December 2016	2,071	
Quarter ending March 2017	2,194	↑
Quarter ending June 2017	2,201	→
Quarter ending September 2017	2,268	↑
Quarter ending December 2017	2,314	↑
<b>Variance since December 2016</b>	<b>11.7%</b>	<b>↑</b>



### ACTIVITY

Cumulative percentage of contracted UDA delivered 2017 & 2018



Month	Adjusted Scheduled Activity (UDA)	
	2017	2018
April	510	178
May	1,144	713
June	1,448	1,099
July	2,141	1,834
August	2,891	2,510
September	2,958	3,010
October	3,459	3,487
November	4,023	4,015
December	4,448	4,548
January	4,924	
February	5,657	
March	6,490	
April	6,972	
May	6,983	
June	6,986	

### QUALITY

	Quantity	Base Number	Contract	AT	Region	England
% of FP17s for the same patient ID Re-attending within 3 months - Children	80	1,173	6.8%	12.4%	12.9%	12.0%
% of FP17s for the same patient ID Re-attending within 3 months - Adults	158	1,467	10.8%	16.8%	16.5%	15.9%
% of FP17s for the same patient ID Re-attending between 3 & 9 months - Children	724	1,173	61.7%	57.3%	59.6%	58.0%
% of FP17s for the same patient ID Re-attending between 3 & 9 months - Adults	875	1,467	59.6%	50.6%	52.8%	50.5%
% of FP17s for Band 1 Urgent Courses	169	2,377	7.1%	10.2%	9.1%	9.0%
% of FP17s Relating to Free Repair or Replacements	6	2,377	0.3%	0.9%	1.0%	0.8%
% of FP17s Relating to Continuations	2	2,377	0.1%	1.0%	1.2%	1.1%
% of Patients satisfied with the dentistry they have received	0	0	N/A	91.8%	91.6%	91.5%
% of Patients satisfied with the time they had to wait for an appointment	0	0	N/A	88.2%	88.3%	87.9%

\* This is based on patients treated on this contract for their most recent course of treatment. Figures in italics indicate the base number of FP17s or Patient Questionnaire responses are less than 100. N/A is shown where the base number of responses is less than 10 during the period. % is calculated as Quantity/Base number\*100

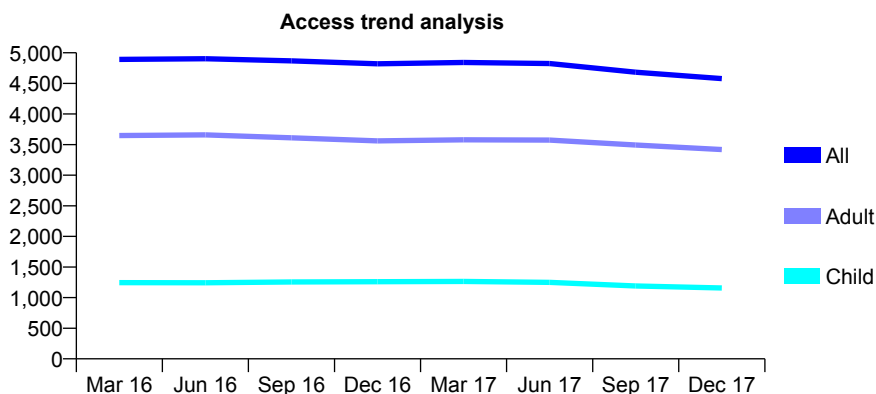
## Q46 - Vital Signs At a Glance Contract Report for 129739/0001 - December 2017

Name or company name	Offerton Fold Dental Practice Ltd
Contract type name	GDS Contract
Purpose of contract	General
Contract start date	01/04/2008
Contract end date	

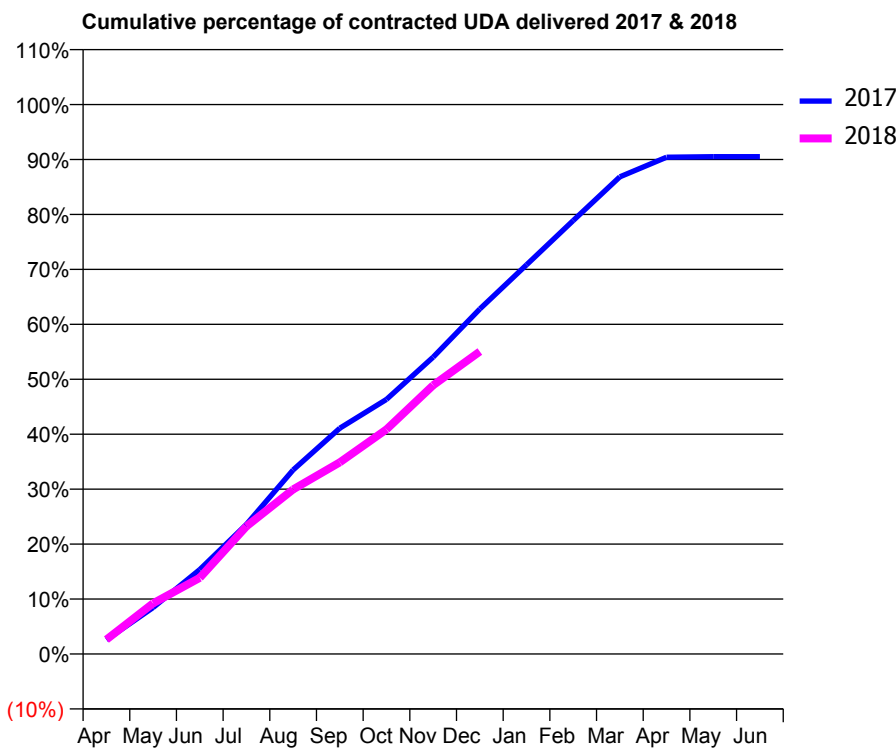
17/18 Contracted general activity (UDA)	14,812
Carry forward general activity (UDA)	0
17/18 Contracted orthodontic activity (UOA)	0
Carry forward orthodontic activity (UOA)	0
Baseline contract value	£508,809.55

### ACCESS\*

Patients seen in 24 months	Total	Change since previous quarter
Quarter ending December 2016	4,821	
Quarter ending March 2017	4,842	→
Quarter ending June 2017	4,824	→
Quarter ending September 2017	4,684	↓
Quarter ending December 2017	4,578	↓
<b>Variance since December 2016</b>	<b>(5.0%)</b>	<b>↓</b>



### ACTIVITY



Month	Adjusted Scheduled Activity (UDA)	
	2017	2018
April	384	389
May	1,253	1,366
June	2,278	2,053
July	3,497	3,441
August	4,962	4,436
September	6,087	5,169
October	6,864	6,056
November	8,003	7,244
December	9,300	8,153
January	10,492	
February	11,684	
March	12,862	
April	13,390	
May	13,406	
June	13,406	

### QUALITY

	Quantity	Base Number	Contract	AT	Region	England
% of FP17s for the same patient ID Re-attending within 3 months - Children	72	1,118	6.4%	12.4%	12.9%	12.0%
% of FP17s for the same patient ID Re-attending within 3 months - Adults	449	3,401	13.2%	16.8%	16.5%	15.9%
% of FP17s for the same patient ID Re-attending between 3 & 9 months - Children	688	1,118	61.5%	57.3%	59.6%	58.0%
% of FP17s for the same patient ID Re-attending between 3 & 9 months - Adults	1,892	3,401	55.6%	50.6%	52.8%	50.5%
% of FP17s for Band 1 Urgent Courses	317	4,282	7.4%	10.2%	9.1%	9.0%
% of FP17s Relating to Free Repair or Replacements	40	4,282	0.9%	0.9%	1.0%	0.8%
% of FP17s Relating to Continuations	69	4,282	1.6%	1.0%	1.2%	1.1%
% of Patients satisfied with the dentistry they have received	2	2	N/A	91.8%	91.6%	91.5%
% of Patients satisfied with the time they had to wait for an appointment	2	2	N/A	88.2%	88.3%	87.9%

\* This is based on patients treated on this contract for their most recent course of treatment. Figures in italics indicate the base number of FP17s or Patient Questionnaire responses are less than 100. N/A is shown where the base number of responses is less than 10 during the period. % is calculated as Quantity/Base number\*100

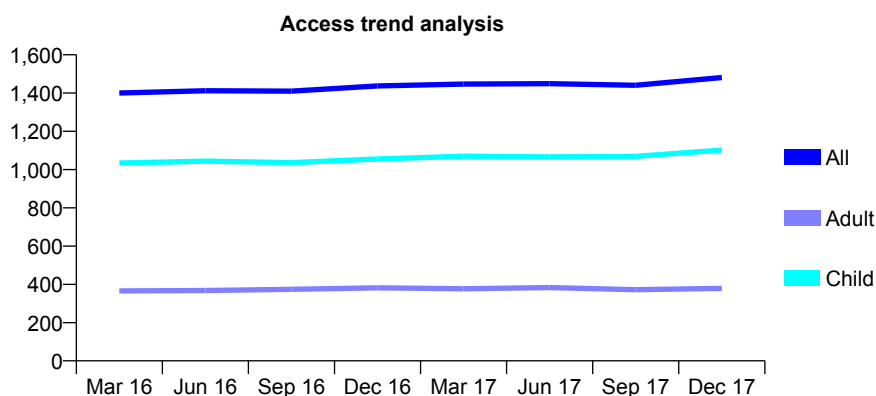
## Q46 - Vital Signs At a Glance Contract Report for 130001/0001 - December 2017

Name or company name	530 Dental Care
Contract type name	GDS Contract
Purpose of contract	General
Contract start date	01/06/2010
Contract end date	

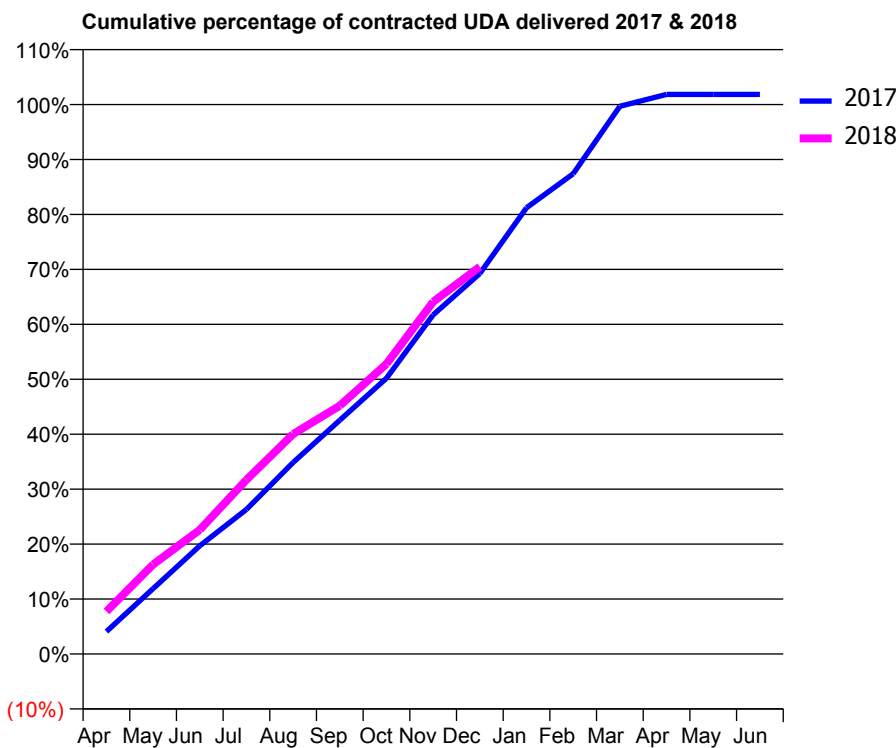
17/18 Contracted general activity (UDA)	4,012
Carry forward general activity (UDA)	-74
17/18 Contracted orthodontic activity (UOA)	0
Carry forward orthodontic activity (UOA)	0
Baseline contract value	£91,674.19

### ACCESS\*

Patients seen in 24 months	Total	Change since previous quarter
Quarter ending December 2016	1,437	
Quarter ending March 2017	1,447	→
Quarter ending June 2017	1,449	→
Quarter ending September 2017	1,441	→
Quarter ending December 2017	1,481	↑
<b>Variance since December 2016</b>	<b>3.1%</b>	<b>↑</b>



### ACTIVITY



Month	Adjusted Scheduled Activity (UDA)	
	2017	2018
April	164	311
May	477	653
June	790	907
July	1,056	1,272
August	1,398	1,606
September	1,708	1,813
October	2,014	2,118
November	2,476	2,572
December	2,779	2,828
January	3,258	
February	3,506	
March	3,999	
April	4,086	
May	4,086	
June	4,086	

### QUALITY

	Quantity	Base Number	Contract	AT	Region	England
% of FP17s for the same patient ID Re-attending within 3 months - Children	179	1,468	12.2%	12.4%	12.9%	12.0%
% of FP17s for the same patient ID Re-attending within 3 months - Adults	27	255	10.6%	16.8%	16.5%	15.9%
% of FP17s for the same patient ID Re-attending between 3 & 9 months - Children	956	1,468	65.1%	57.3%	59.6%	58.0%
% of FP17s for the same patient ID Re-attending between 3 & 9 months - Adults	169	255	66.3%	50.6%	52.8%	50.5%
% of FP17s for Band 1 Urgent Courses	9	1,662	0.5%	10.2%	9.1%	9.0%
% of FP17s Relating to Free Repair or Replacements	0	1,662	0.0%	0.9%	1.0%	0.8%
% of FP17s Relating to Continuations	36	1,662	2.2%	1.0%	1.2%	1.1%
% of Patients satisfied with the dentistry they have received	1	1	N/A	91.8%	91.6%	91.5%
% of Patients satisfied with the time they had to wait for an appointment	1	1	N/A	88.2%	88.3%	87.9%

\* This is based on patients treated on this contract for their most recent course of treatment. Figures in italics indicate the base number of FP17s or Patient Questionnaire responses are less than 100. N/A is shown where the base number of responses is less than 10 during the period. % is calculated as Quantity/Base number\*100

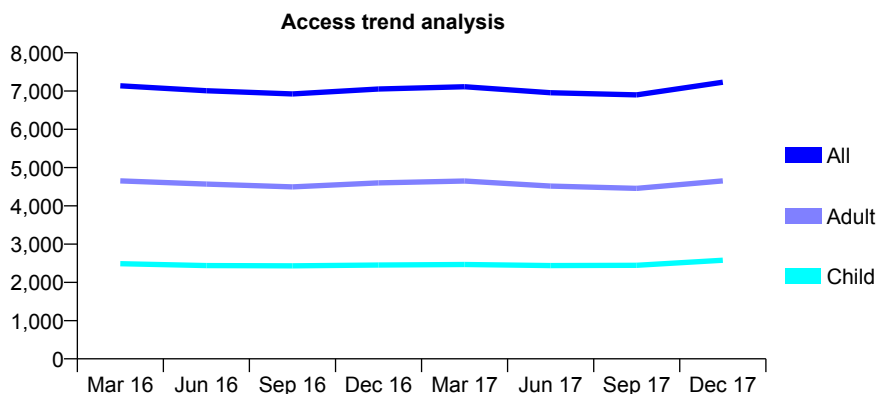
## Q46 - Vital Signs At a Glance Contract Report for 130761/0001 - December 2017

Name or company name	Ravat & Ray Dental Care (Deane) Ltd
Contract type name	GDS Contract
Purpose of contract	General
Contract start date	01/04/2011
Contract end date	

17/18 Contracted general activity (UDA)	18,900
Carry forward general activity (UDA)	-378
17/18 Contracted orthodontic activity (UOA)	0
Carry forward orthodontic activity (UOA)	0
Baseline contract value	£520,307.77

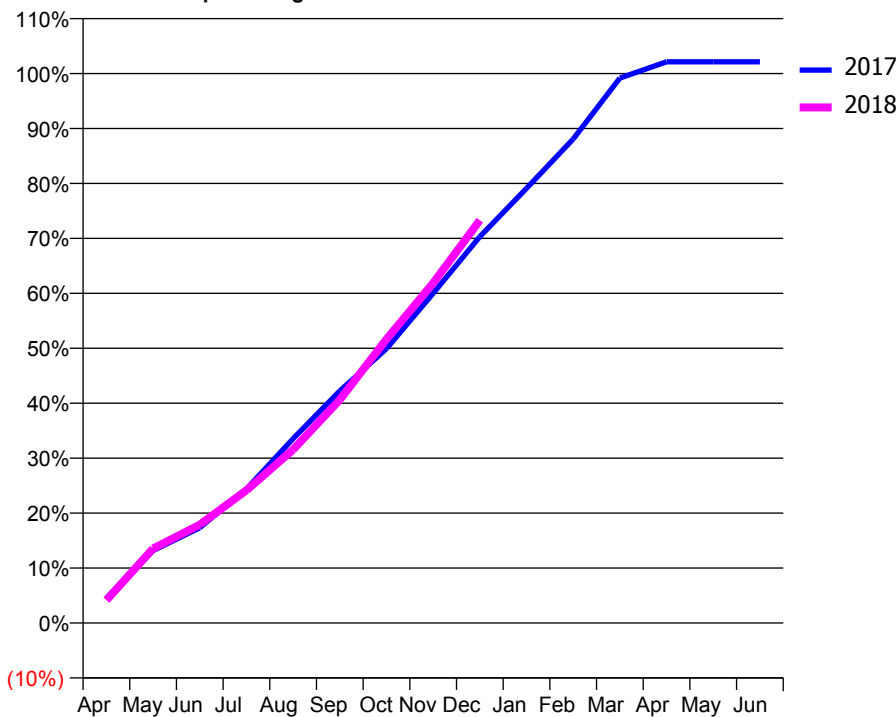
### ACCESS\*

Patients seen in 24 months	Total	Change since previous quarter
Quarter ending December 2016	7,052	
Quarter ending March 2017	7,114	→
Quarter ending June 2017	6,956	↓
Quarter ending September 2017	6,901	→
Quarter ending December 2017	7,230	↑
<b>Variance since December 2016</b>	<b>2.5%</b>	<b>↑</b>



### ACTIVITY

Cumulative percentage of contracted UDA delivered 2017 & 2018



Month	Adjusted Scheduled Activity (UDA)	
	2017	2018
April	860	788
May	2,491	2,563
June	3,275	3,381
July	4,613	4,566
August	6,339	5,965
September	7,982	7,682
October	9,437	9,763
November	11,339	11,692
December	13,291	13,853
January	14,951	
February	16,646	
March	18,741	
April	19,302	
May	19,301	
June	19,301	

### QUALITY

	Quantity	Base Number	Contract	AT	Region	England
% of FP17s for the same patient ID Re-attending within 3 months - Children	362	3,304	11.0%	12.4%	12.9%	12.0%
% of FP17s for the same patient ID Re-attending within 3 months - Adults	552	4,864	11.3%	16.8%	16.5%	15.9%
% of FP17s for the same patient ID Re-attending between 3 & 9 months - Children	2,046	3,304	61.9%	57.3%	59.6%	58.0%
% of FP17s for the same patient ID Re-attending between 3 & 9 months - Adults	2,771	4,864	57.0%	50.6%	52.8%	50.5%
% of FP17s for Band 1 Urgent Courses	797	7,893	10.1%	10.2%	9.1%	9.0%
% of FP17s Relating to Free Repair or Replacements	46	7,893	0.6%	0.9%	1.0%	0.8%
% of FP17s Relating to Continuations	1	7,893	0.0%	1.0%	1.2%	1.1%
% of Patients satisfied with the dentistry they have received	4	4	N/A	91.8%	91.6%	91.5%
% of Patients satisfied with the time they had to wait for an appointment	3	4	N/A	88.2%	88.3%	87.9%

\* This is based on patients treated on this contract for their most recent course of treatment. Figures in italics indicate the base number of FP17s or Patient Questionnaire responses are less than 100. N/A is shown where the base number of responses is less than 10 during the period. % is calculated as Quantity/Base number\*100

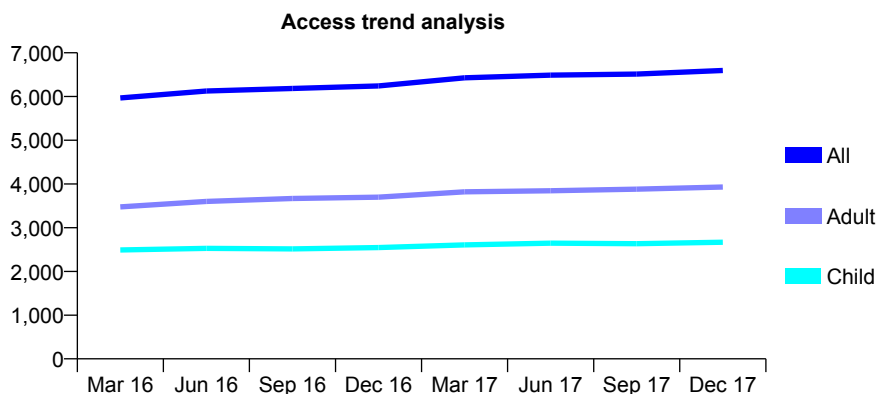
## Q46 - Vital Signs At a Glance Contract Report for 131318/0001 - December 2017

Name or company name	Bennison Dental Practice
Contract type name	GDS Contract
Purpose of contract	General
Contract start date	01/10/2014
Contract end date	

17/18 Contracted general activity (UDA)	21,338
Carry forward general activity (UDA)	-9
17/18 Contracted orthodontic activity (UOA)	0
Carry forward orthodontic activity (UOA)	0
Baseline contract value	£685,194.83

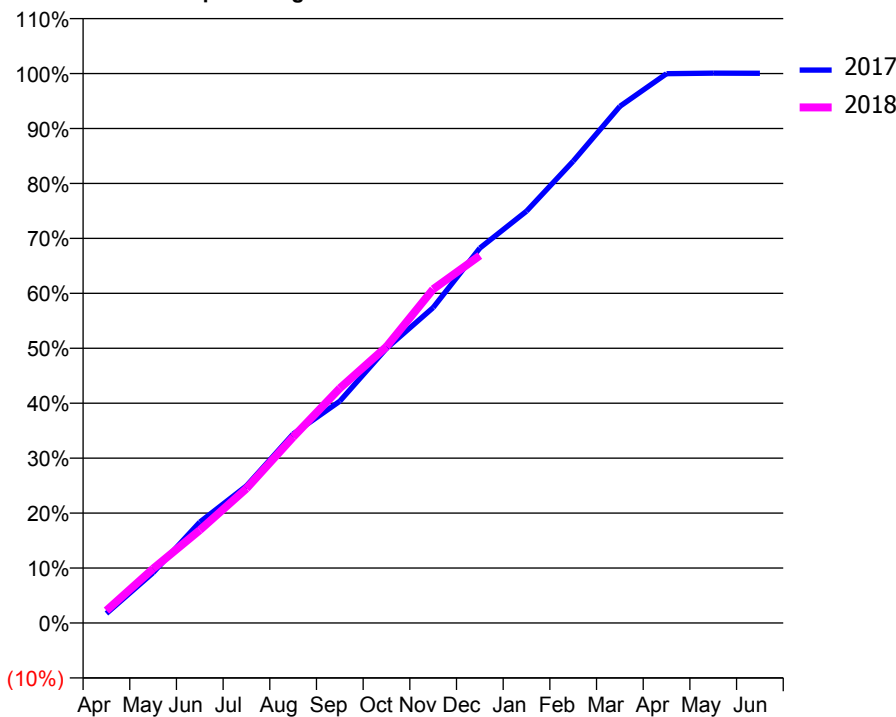
### ACCESS\*

Patients seen in 24 months	Total	Change since previous quarter
Quarter ending December 2016	6,242	
Quarter ending March 2017	6,428	↑
Quarter ending June 2017	6,490	→
Quarter ending September 2017	6,513	→
Quarter ending December 2017	6,595	→
<b>Variance since December 2016</b>	<b>5.7%</b>	<b>↑</b>



### ACTIVITY

**Cumulative percentage of contracted UDA delivered 2017 & 2018**



Month	Adjusted Scheduled Activity (UDA)	
	2017	2018
April	369	484
May	1,956	2,108
June	3,916	3,609
July	5,324	5,224
August	7,339	7,221
September	8,612	9,117
October	10,664	10,729
November	12,248	12,961
December	14,559	14,268
January	15,991	
February	17,936	
March	20,063	
April	21,333	
May	21,350	
June	21,347	

### QUALITY

	Quantity	Base Number	Contract	AT	Region	England
% of FP17s for the same patient ID Re-attending within 3 months - Children	496	3,607	13.8%	12.4%	12.9%	12.0%
% of FP17s for the same patient ID Re-attending within 3 months - Adults	621	4,360	14.2%	16.8%	16.5%	15.9%
% of FP17s for the same patient ID Re-attending between 3 & 9 months - Children	2,470	3,607	68.5%	57.3%	59.6%	58.0%
% of FP17s for the same patient ID Re-attending between 3 & 9 months - Adults	2,720	4,360	62.4%	50.6%	52.8%	50.5%
% of FP17s for Band 1 Urgent Courses	335	6,695	5.0%	10.2%	9.1%	9.0%
% of FP17s Relating to Free Repair or Replacements	26	6,695	0.4%	0.9%	1.0%	0.8%
% of FP17s Relating to Continuations	3	6,695	0.0%	1.0%	1.2%	1.1%
% of Patients satisfied with the dentistry they have received	4	4	N/A	91.8%	91.6%	91.5%
% of Patients satisfied with the time they had to wait for an appointment	4	4	N/A	88.2%	88.3%	87.9%

\* This is based on patients treated on this contract for their most recent course of treatment. Figures in italics indicate the base number of FP17s or Patient Questionnaire responses are less than 100. N/A is shown where the base number of responses is less than 10 during the period. % is calculated as Quantity/Base number\*100

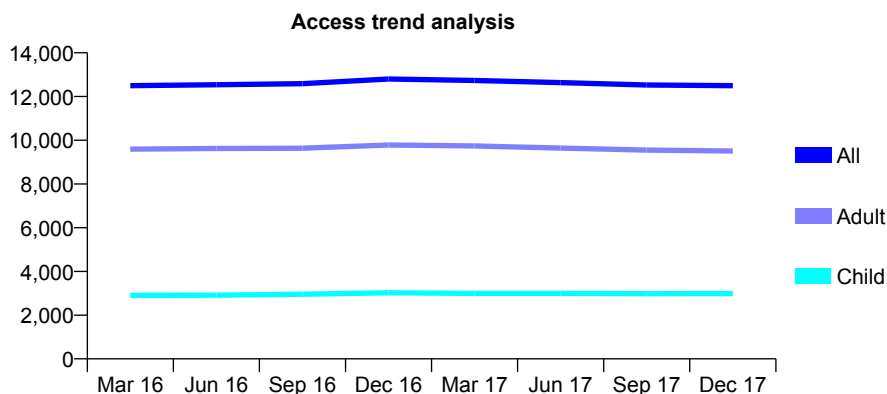
## Q46 - Vital Signs At a Glance Contract Report for 131415/0001 - December 2017

Name or company name	Kinshuck Family Dentistry Ltd
Contract type name	GDS Contract
Purpose of contract	General
Contract start date	01/10/2008
Contract end date	

17/18 Contracted general activity (UDA)	37,000
Carry forward general activity (UDA)	-167
17/18 Contracted orthodontic activity (UOA)	0
Carry forward orthodontic activity (UOA)	0
Baseline contract value	£1,092,593.47

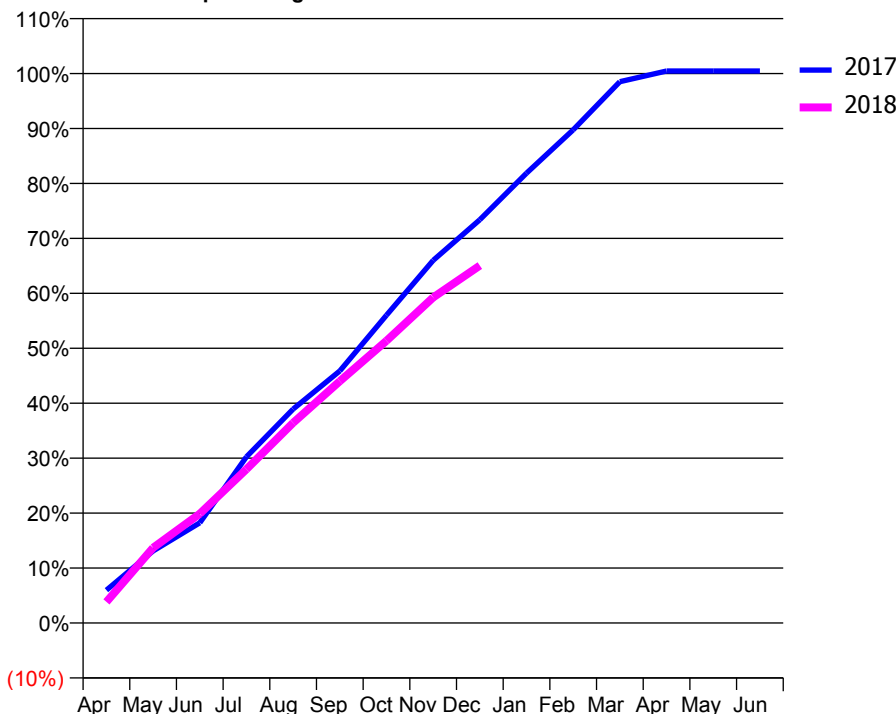
### ACCESS\*

Patients seen in 24 months	Total	Change since previous quarter
Quarter ending December 2016	12,804	
Quarter ending March 2017	12,736	→
Quarter ending June 2017	12,637	→
Quarter ending September 2017	12,529	→
Quarter ending December 2017	12,497	→
<b>Variance since December 2016</b>	<b>(2.4%)</b>	<b>↓</b>



### ACTIVITY

Cumulative percentage of contracted UDA delivered 2017 & 2018



Month	Adjusted Scheduled Activity (UDA)	
	2017	2018
April	2,214	1,422
May	4,853	5,068
June	6,748	7,360
July	11,195	10,358
August	14,402	13,482
September	16,975	16,283
October	20,725	19,003
November	24,421	21,918
December	27,159	24,068
January	30,292	
February	33,206	
March	36,446	
April	37,166	
May	37,167	
June	37,167	

### QUALITY

	Quantity	Base Number	Contract	AT	Region	England
% of FP17s for the same patient ID Re-attending within 3 months - Children	480	3,825	12.5%	12.4%	12.9%	12.0%
% of FP17s for the same patient ID Re-attending within 3 months - Adults	1,334	10,358	12.9%	16.8%	16.5%	15.9%
% of FP17s for the same patient ID Re-attending between 3 & 9 months - Children	2,443	3,825	63.9%	57.3%	59.6%	58.0%
% of FP17s for the same patient ID Re-attending between 3 & 9 months - Adults	6,540	10,358	63.1%	50.6%	52.8%	50.5%
% of FP17s for Band 1 Urgent Courses	899	13,231	6.8%	10.2%	9.1%	9.0%
% of FP17s Relating to Free Repair or Replacements	92	13,231	0.7%	0.9%	1.0%	0.8%
% of FP17s Relating to Continuations	258	13,231	1.9%	1.0%	1.2%	1.1%
% of Patients satisfied with the dentistry they have received	11	11	100.0%	91.8%	91.6%	91.5%
% of Patients satisfied with the time they had to wait for an appointment	11	11	100.0%	88.2%	88.3%	87.9%

\* This is based on patients treated on this contract for their most recent course of treatment. Figures in italics indicate the base number of FP17s or Patient Questionnaire responses are less than 100. N/A is shown where the base number of responses is less than 10 during the period. % is calculated as Quantity/Base number\*100

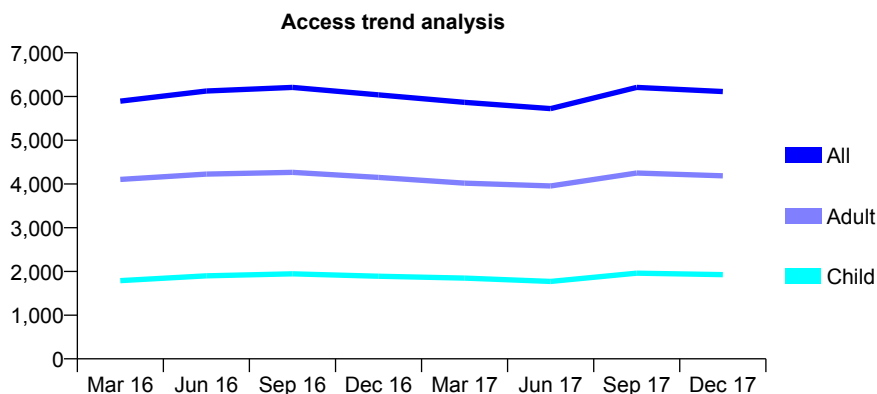
## Q46 - Vital Signs At a Glance Contract Report for 132284/0001 - December 2017

Name or company name	Smile Care (Dental) LTD
Contract type name	GDS Contract
Purpose of contract	General
Contract start date	01/04/2011
Contract end date	

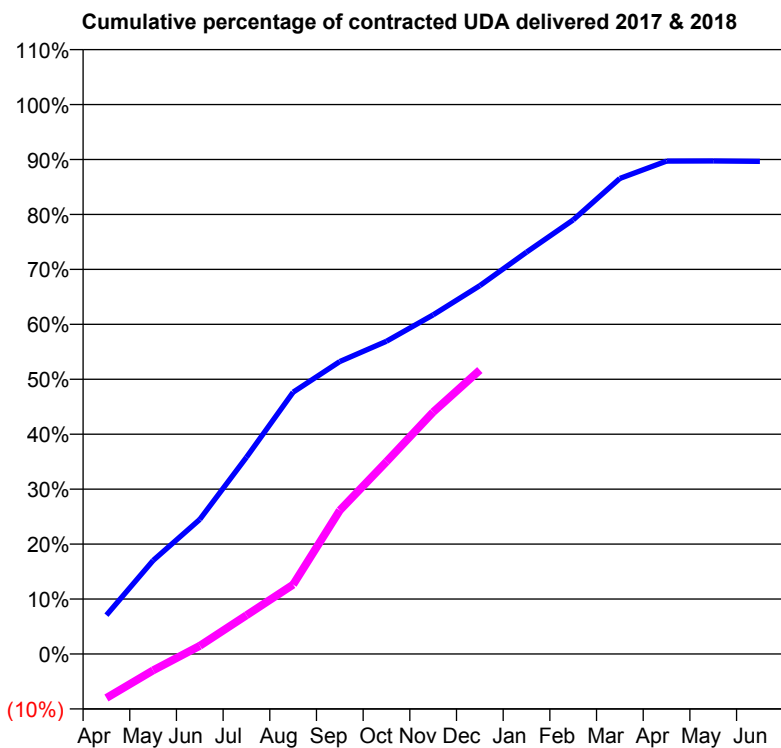
17/18 Contracted general activity (UDA)	20,234
Carry forward general activity (UDA)	2,092
17/18 Contracted orthodontic activity (UOA)	0
Carry forward orthodontic activity (UOA)	0
Baseline contract value	£530,463.39

### ACCESS\*

Patients seen in 24 months	Total	Change since previous quarter
Quarter ending December 2016	6,038	
Quarter ending March 2017	5,866	↓
Quarter ending June 2017	5,724	↓
Quarter ending September 2017	6,208	↑
Quarter ending December 2017	6,114	↓
<b>Variance since December 2016</b>	<b>1.3%</b>	→



### ACTIVITY



Month	Adjusted Scheduled Activity (UDA)	
	2017	2018
April	1,433	-1,625
May	3,444	-608
June	4,957	303
July	7,247	1,426
August	9,641	2,558
September	10,772	5,291
October	11,517	7,082
November	12,487	8,911
December	13,567	10,457
January	14,795	
February	15,983	
March	17,514	
April	18,152	
May	18,157	
June	18,142	

### QUALITY

	Quantity	Base Number	Contract	AT	Region	England
% of FP17s for the same patient ID Re-attending within 3 months - Children	143	1,592	9.0%	12.4%	12.9%	12.0%
% of FP17s for the same patient ID Re-attending within 3 months - Adults	516	3,509	14.7%	16.8%	16.5%	15.9%
% of FP17s for the same patient ID Re-attending between 3 & 9 months - Children	480	1,592	30.2%	57.3%	59.6%	58.0%
% of FP17s for the same patient ID Re-attending between 3 & 9 months - Adults	1,171	3,509	33.4%	50.6%	52.8%	50.5%
% of FP17s for Band 1 Urgent Courses	723	4,890	14.8%	10.2%	9.1%	9.0%
% of FP17s Relating to Free Repair or Replacements	22	4,890	0.4%	0.9%	1.0%	0.8%
% of FP17s Relating to Continuations	14	4,890	0.3%	1.0%	1.2%	1.1%
% of Patients satisfied with the dentistry they have received	3	3	N/A	91.8%	91.6%	91.5%
% of Patients satisfied with the time they had to wait for an appointment	2	3	N/A	88.2%	88.3%	87.9%

\* This is based on patients treated on this contract for their most recent course of treatment. Figures in italics indicate the base number of FP17s or Patient Questionnaire responses are less than 100. N/A is shown where the base number of responses is less than 10 during the period. % is calculated as Quantity/Base number\*100



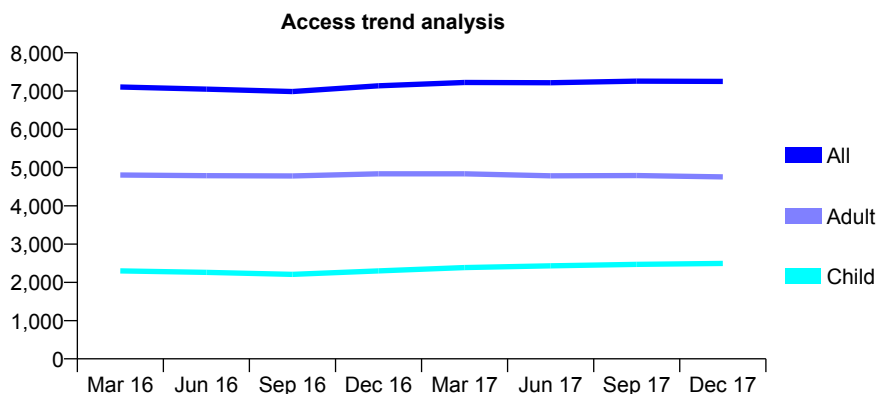
## Q46 - Vital Signs At a Glance Contract Report for 133353/0001 - December 2017

Name or company name	Droylsden Road Dental Practice
Contract type name	GDS Contract
Purpose of contract	General
Contract start date	01/02/2012
Contract end date	

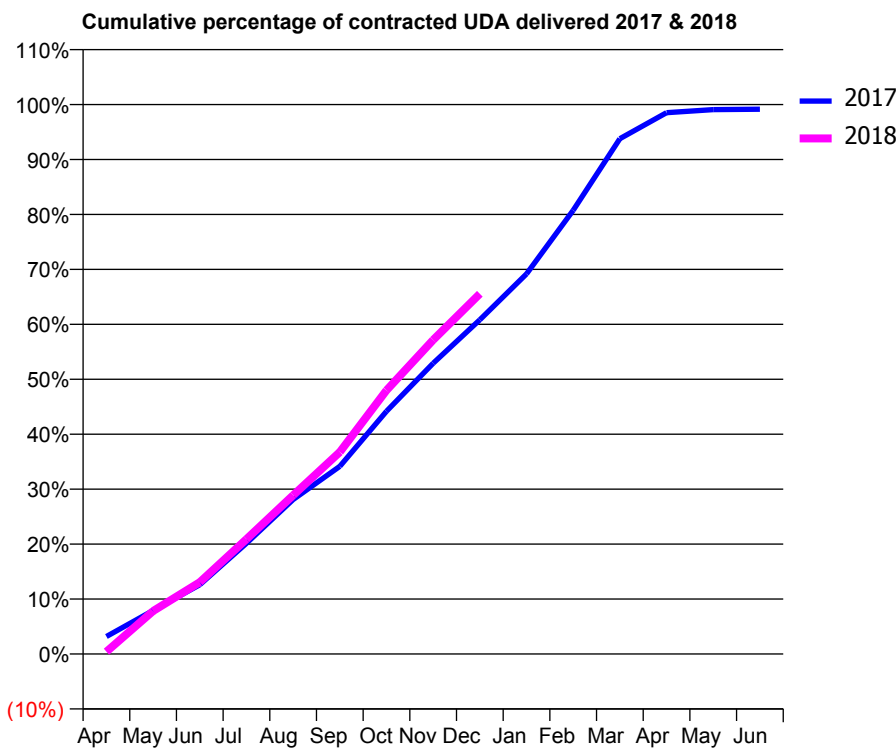
17/18 Contracted general activity (UDA)	21,267
Carry forward general activity (UDA)	181
17/18 Contracted orthodontic activity (UOA)	0
Carry forward orthodontic activity (UOA)	0
Baseline contract value	£693,976.35

### ACCESS\*

Patients seen in 24 months	Total	Change since previous quarter
Quarter ending December 2016	7,138	
Quarter ending March 2017	7,223	→
Quarter ending June 2017	7,218	→
Quarter ending September 2017	7,261	→
Quarter ending December 2017	7,252	→
<b>Variance since December 2016</b>	<b>1.6%</b>	<b>→</b>



### ACTIVITY



Month	Adjusted Scheduled Activity (UDA)	
	2017	2018
April	680	91
May	1,687	1,666
June	2,682	2,777
July	4,285	4,448
August	5,978	6,142
September	7,262	7,817
October	9,396	10,207
November	11,252	12,155
December	12,935	13,941
January	14,712	
February	17,173	
March	19,946	
April	20,950	
May	21,069	
June	21,086	

### QUALITY

	Quantity	Base Number	Contract	AT	Region	England
% of FP17s for the same patient ID Re-attending within 3 months - Children	139	2,286	6.1%	12.4%	12.9%	12.0%
% of FP17s for the same patient ID Re-attending within 3 months - Adults	435	4,182	10.4%	16.8%	16.5%	15.9%
% of FP17s for the same patient ID Re-attending between 3 & 9 months - Children	1,264	2,286	55.3%	57.3%	59.6%	58.0%
% of FP17s for the same patient ID Re-attending between 3 & 9 months - Adults	2,189	4,182	52.3%	50.6%	52.8%	50.5%
% of FP17s for Band 1 Urgent Courses	328	5,687	5.8%	10.2%	9.1%	9.0%
% of FP17s Relating to Free Repair or Replacements	54	5,687	0.9%	0.9%	1.0%	0.8%
% of FP17s Relating to Continuations	17	5,687	0.3%	1.0%	1.2%	1.1%
% of Patients satisfied with the dentistry they have received	3	3	N/A	91.8%	91.6%	91.5%
% of Patients satisfied with the time they had to wait for an appointment	3	3	N/A	88.2%	88.3%	87.9%

\* This is based on patients treated on this contract for their most recent course of treatment. Figures in italics indicate the base number of FP17s or Patient Questionnaire responses are less than 100. N/A is shown where the base number of responses is less than 10 during the period. % is calculated as Quantity/Base number\*100

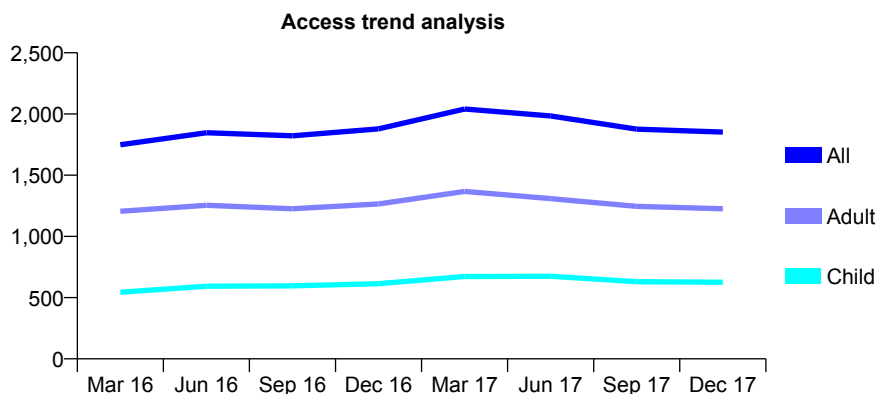
## Q46 - Vital Signs At a Glance Contract Report for 133485/0001 - December 2017

Name or company name	Ethos Dental Care
Contract type name	GDS Contract
Purpose of contract	General
Contract start date	09/03/2015
Contract end date	

17/18 Contracted general activity (UDA)	5,553
Carry forward general activity (UDA)	0
17/18 Contracted orthodontic activity (UOA)	0
Carry forward orthodontic activity (UOA)	0
Baseline contract value	£119,209.49

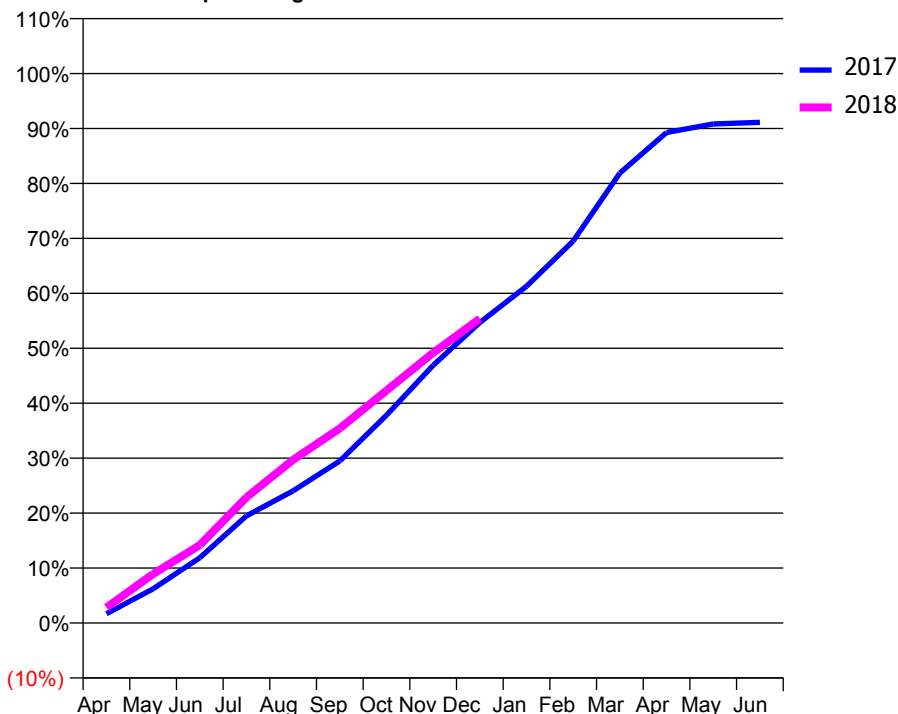
### ACCESS\*

Patients seen in 24 months	Total	Change since previous quarter
Quarter ending December 2016	1,879	
Quarter ending March 2017	2,041	↑
Quarter ending June 2017	1,984	↓
Quarter ending September 2017	1,876	↓
Quarter ending December 2017	1,852	↓
<b>Variance since December 2016</b>	<b>(1.4%)</b>	<b>↓</b>



### ACTIVITY

Cumulative percentage of contracted UDA delivered 2017 & 2018



Month	Adjusted Scheduled Activity (UDA)	
	2017	2018
April	93	157
May	346	495
June	660	788
July	1,082	1,271
August	1,336	1,650
September	1,638	1,966
October	2,100	2,349
November	2,605	2,731
December	3,037	3,075
January	3,404	
February	3,860	
March	4,547	
April	4,957	
May	5,043	
June	5,060	

### QUALITY

	Quantity	Base Number	Contract	AT	Region	England
% of FP17s for the same patient ID Re-attending within 3 months - Children	83	741	11.2%	12.4%	12.9%	12.0%
% of FP17s for the same patient ID Re-attending within 3 months - Adults	166	1,247	13.3%	16.8%	16.5%	15.9%
% of FP17s for the same patient ID Re-attending between 3 & 9 months - Children	432	741	58.3%	57.3%	59.6%	58.0%
% of FP17s for the same patient ID Re-attending between 3 & 9 months - Adults	645	1,247	51.7%	50.6%	52.8%	50.5%
% of FP17s for Band 1 Urgent Courses	172	1,796	9.6%	10.2%	9.1%	9.0%
% of FP17s Relating to Free Repair or Replacements	4	1,796	0.2%	0.9%	1.0%	0.8%
% of FP17s Relating to Continuations	5	1,796	0.3%	1.0%	1.2%	1.1%
% of Patients satisfied with the dentistry they have received	4	4	N/A	91.8%	91.6%	91.5%
% of Patients satisfied with the time they had to wait for an appointment	4	4	N/A	88.2%	88.3%	87.9%

\* This is based on patients treated on this contract for their most recent course of treatment. Figures in italics indicate the base number of FP17s or Patient Questionnaire responses are less than 100. N/A is shown where the base number of responses is less than 10 during the period. % is calculated as Quantity/Base number\*100

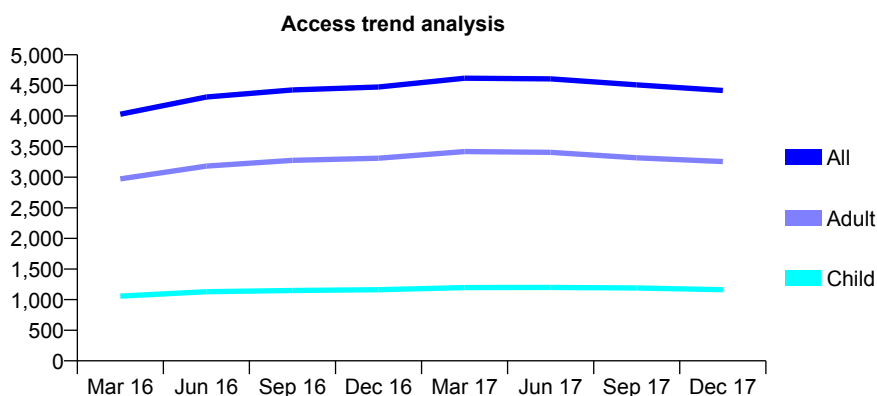
## Q46 - Vital Signs At a Glance Contract Report for 134899/0001 - December 2017

Name or company name	High Lane Partnership
Contract type name	GDS Contract
Purpose of contract	General and Orthodontic
Contract start date	01/06/2015
Contract end date	

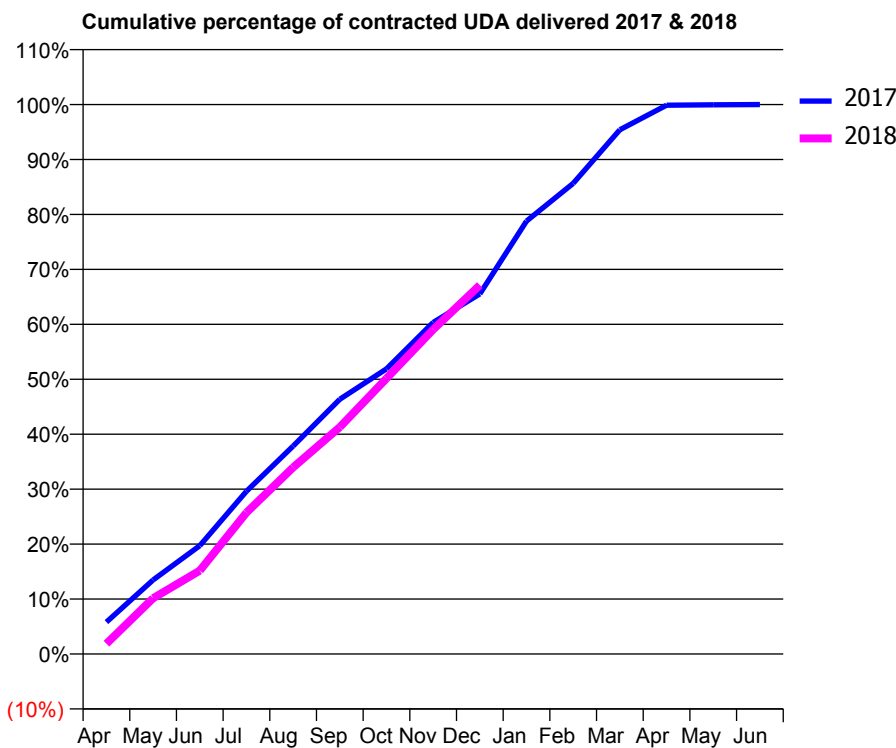
17/18 Contracted general activity (UDA)	14,969
Carry forward general activity (UDA)	2
17/18 Contracted orthodontic activity (UOA)	309
Carry forward orthodontic activity (UOA)	-6
Baseline contract value	£437,919.13

### ACCESS\*

Patients seen in 24 months	Total	Change since previous quarter
Quarter ending December 2016	4,473	
Quarter ending March 2017	4,617	↑
Quarter ending June 2017	4,606	→
Quarter ending September 2017	4,508	↓
Quarter ending December 2017	4,417	↓
<b>Variance since December 2016</b>	<b>(1.3%)</b>	<b>↓</b>



### ACTIVITY



Month	Adjusted Scheduled Activity (UDA)	
	2017	2018
April	871	281
May	2,019	1,521
June	2,950	2,271
July	4,432	3,854
August	5,665	5,083
September	6,942	6,182
October	7,768	7,506
November	9,033	8,839
December	9,810	10,048
January	11,791	
February	12,820	
March	14,283	
April	14,949	
May	14,959	
June	14,967	

### QUALITY

	Quantity	Base Number	Contract	AT	Region	England
% of FP17s for the same patient ID Re-attending within 3 months - Children	249	1,636	15.2%	12.4%	12.9%	12.0%
% of FP17s for the same patient ID Re-attending within 3 months - Adults	850	4,294	19.8%	16.8%	16.5%	15.9%
% of FP17s for the same patient ID Re-attending between 3 & 9 months - Children	1,069	1,636	65.3%	57.3%	59.6%	58.0%
% of FP17s for the same patient ID Re-attending between 3 & 9 months - Adults	2,809	4,294	65.4%	50.6%	52.8%	50.5%
% of FP17s for Band 1 Urgent Courses	463	5,551	8.3%	10.2%	9.1%	9.0%
% of FP17s Relating to Free Repair or Replacements	124	5,551	2.2%	0.9%	1.0%	0.8%
% of FP17s Relating to Continuations	42	5,551	0.8%	1.0%	1.2%	1.1%
% of Patients satisfied with the dentistry they have received	4	5	N/A	91.8%	91.6%	91.5%
% of Patients satisfied with the time they had to wait for an appointment	4	5	N/A	88.2%	88.3%	87.9%

\* This is based on patients treated on this contract for their most recent course of treatment. Figures in italics indicate the base number of FP17s or Patient Questionnaire responses are less than 100. N/A is shown where the base number of responses is less than 10 during the period. % is calculated as Quantity/Base number\*100

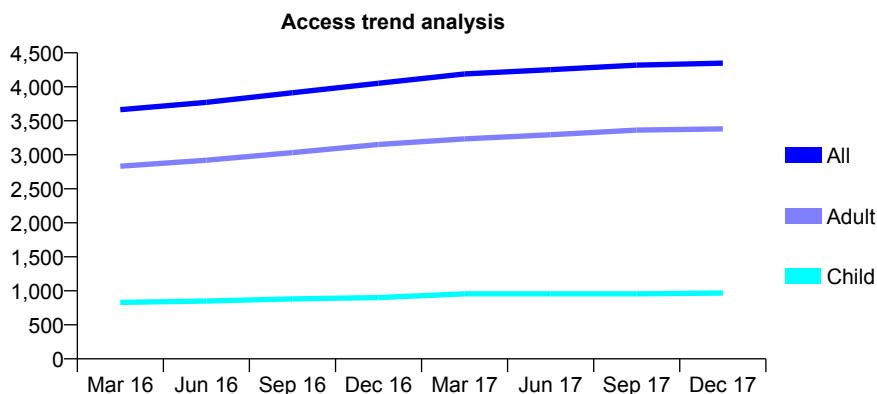
## Q46 - Vital Signs At a Glance Contract Report for 136255/0001 - December 2017

Name or company name	Haughton Green Dental Practice
Contract type name	Pilot Contract
Purpose of contract	General
Contract start date	01/02/2013
Contract end date	

17/18 Contracted general activity (UDA)	13,158
Carry forward general activity (UDA)	0
17/18 Contracted orthodontic activity (UOA)	0
Carry forward orthodontic activity (UOA)	0
Baseline contract value	£370,256.14

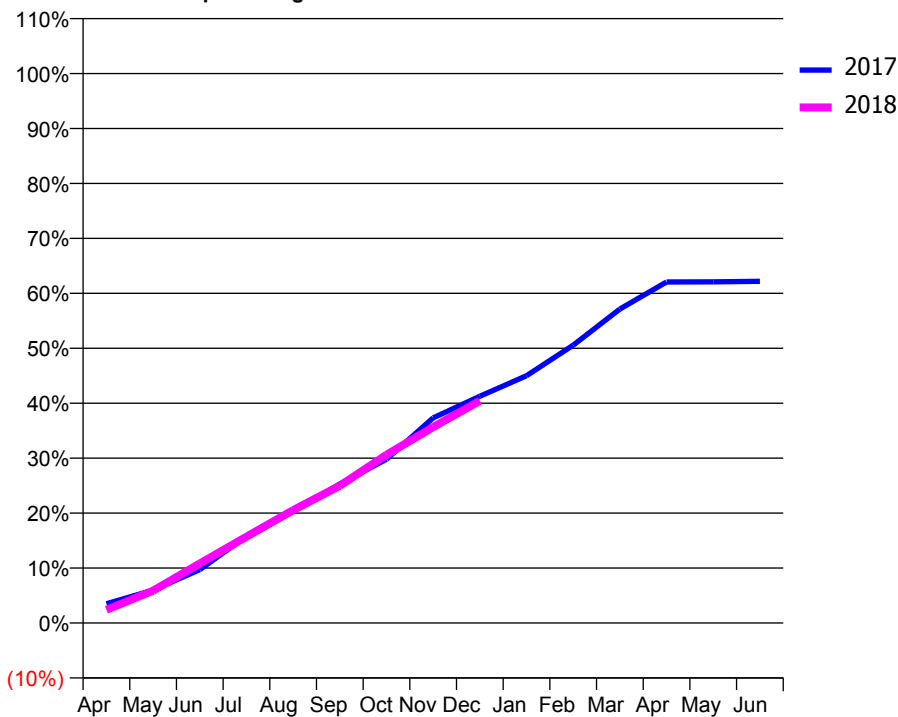
### ACCESS\*

Patients seen in 24 months	Total	Change since previous quarter
Quarter ending December 2016	4,052	
Quarter ending March 2017	4,189	↑
Quarter ending June 2017	4,252	→
Quarter ending September 2017	4,319	→
Quarter ending December 2017	4,349	→
<b>Variance since December 2016</b>	<b>7.3%</b>	<b>↑</b>



### ACTIVITY

Cumulative percentage of contracted UDA delivered 2017 & 2018



Month	Adjusted Scheduled Activity (UDA)	
	2017	2018
April	461	317
May	786	776
June	1,279	1,427
July	2,076	2,067
August	2,676	2,702
September	3,329	3,287
October	3,924	4,029
November	4,911	4,692
December	5,431	5,323
January	5,921	
February	6,651	
March	7,518	
April	8,166	
May	8,169	
June	8,182	

### QUALITY

	Quantity	Base Number	Contract	AT	Region	England
% of FP17s for the same patient ID Re-attending within 3 months - Children	36	789	4.6%	12.4%	12.9%	12.0%
% of FP17s for the same patient ID Re-attending within 3 months - Adults	237	2,276	10.4%	16.8%	16.5%	15.9%
% of FP17s for the same patient ID Re-attending between 3 & 9 months - Children	260	789	33.0%	57.3%	59.6%	58.0%
% of FP17s for the same patient ID Re-attending between 3 & 9 months - Adults	403	2,276	17.7%	50.6%	52.8%	50.5%
% of FP17s for Band 1 Urgent Courses	379	2,750	13.8%	10.2%	9.1%	9.0%
% of FP17s Relating to Free Repair or Replacements	4	2,750	0.1%	0.9%	1.0%	0.8%
% of FP17s Relating to Continuations	11	2,750	0.4%	1.0%	1.2%	1.1%
% of Patients satisfied with the dentistry they have received	2	2	N/A	91.8%	91.6%	91.5%
% of Patients satisfied with the time they had to wait for an appointment	0	2	N/A	88.2%	88.3%	87.9%

\* This is based on patients treated on this contract for their most recent course of treatment. Figures in italics indicate the base number of FP17s or Patient Questionnaire responses are less than 100. N/A is shown where the base number of responses is less than 10 during the period. % is calculated as Quantity/Base number\*100

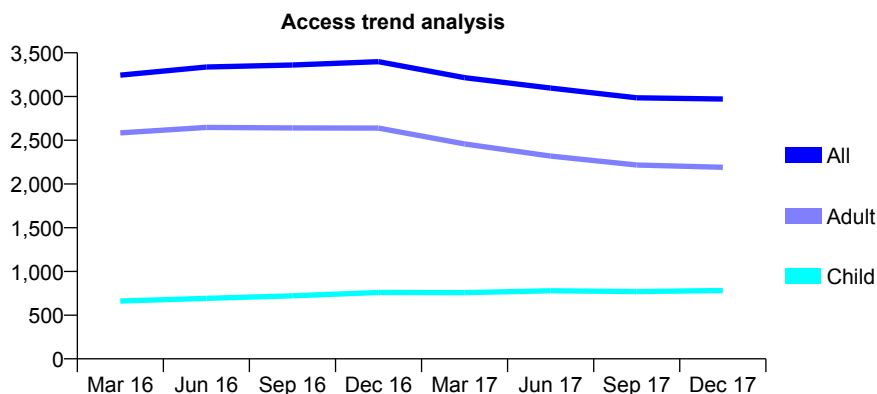
## Q46 - Vital Signs At a Glance Contract Report for 136379/0001 - December 2017

Name or company name	Adrian Jennings Ltd T/A Chorlton Smile Ce
Contract type name	GDS Contract
Purpose of contract	General
Contract start date	01/01/2014
Contract end date	

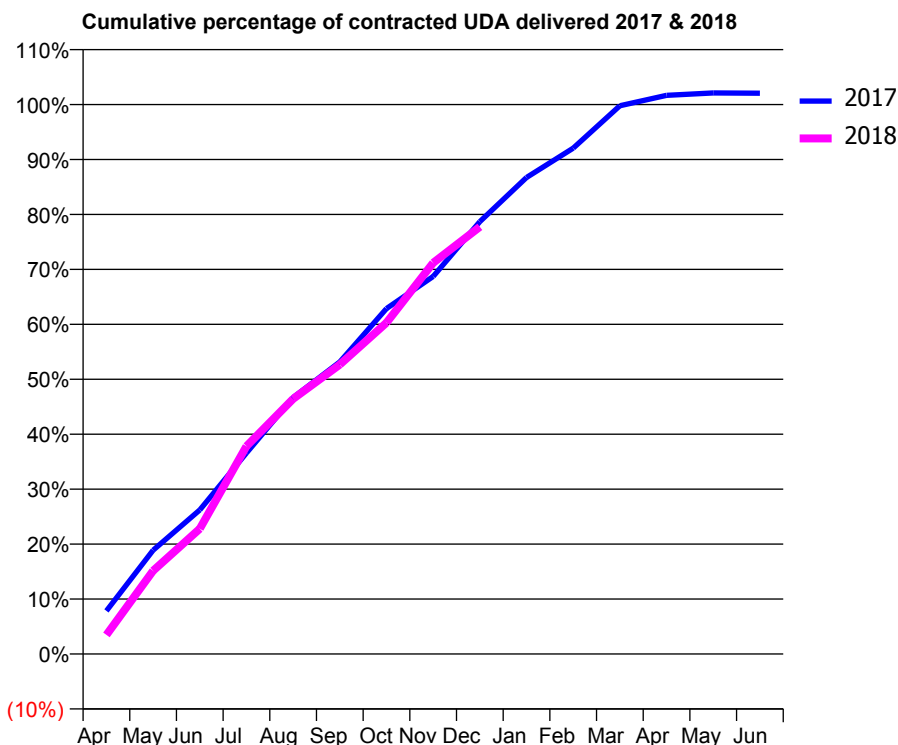
17/18 Contracted general activity (UDA)	5,680
Carry forward general activity (UDA)	-114
17/18 Contracted orthodontic activity (UOA)	0
Carry forward orthodontic activity (UOA)	0
Baseline contract value	£182,614.71

### ACCESS\*

Patients seen in 24 months	Total	Change since previous quarter
Quarter ending December 2016	3,398	
Quarter ending March 2017	3,215	↓
Quarter ending June 2017	3,097	↓
Quarter ending September 2017	2,985	↓
Quarter ending December 2017	2,971	→
<b>Variance since December 2016</b>	<b>(12.6%)</b>	<b>↓</b>



### ACTIVITY



Month	Adjusted Scheduled Activity (UDA)	
	2017	2018
April	446	198
May	1,073	860
June	1,489	1,295
July	2,078	2,149
August	2,651	2,638
September	3,019	2,991
October	3,570	3,425
November	3,903	4,044
December	4,469	4,415
January	4,926	
February	5,228	
March	5,667	
April	5,774	
May	5,800	
June	5,797	

### QUALITY

	Quantity	Base Number	Contract	AT	Region	England
% of FP17s for the same patient ID Re-attending within 3 months - Children	43	655	6.6%	12.4%	12.9%	12.0%
% of FP17s for the same patient ID Re-attending within 3 months - Adults	114	1,612	7.1%	16.8%	16.5%	15.9%
% of FP17s for the same patient ID Re-attending between 3 & 9 months - Children	239	655	36.5%	57.3%	59.6%	58.0%
% of FP17s for the same patient ID Re-attending between 3 & 9 months - Adults	555	1,612	34.4%	50.6%	52.8%	50.5%
% of FP17s for Band 1 Urgent Courses	174	2,179	8.0%	10.2%	9.1%	9.0%
% of FP17s Relating to Free Repair or Replacements	7	2,179	0.3%	0.9%	1.0%	0.8%
% of FP17s Relating to Continuations	0	2,179	0.0%	1.0%	1.2%	1.1%
% of Patients satisfied with the dentistry they have received	0	0	N/A	91.8%	91.6%	91.5%
% of Patients satisfied with the time they had to wait for an appointment	0	0	N/A	88.2%	88.3%	87.9%

\* This is based on patients treated on this contract for their most recent course of treatment. Figures in italics indicate the base number of FP17s or Patient Questionnaire responses are less than 100. N/A is shown where the base number of responses is less than 10 during the period. % is calculated as Quantity/Base number\*100

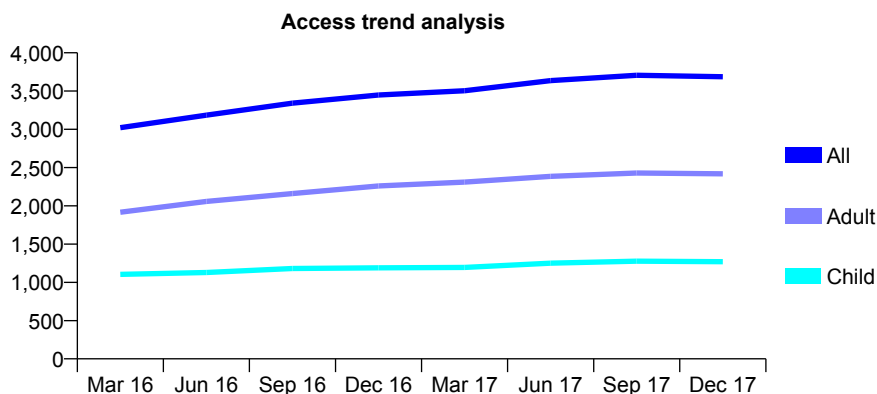
## Q46 - Vital Signs At a Glance Contract Report for 137286/0001 - December 2017

Name or company name	Partners in Progress (UK) Ltd
Contract type name	GDS Contract
Purpose of contract	General
Contract start date	23/04/2009
Contract end date	

17/18 Contracted general activity (UDA)	9,600
Carry forward general activity (UDA)	0
17/18 Contracted orthodontic activity (UOA)	0
Carry forward orthodontic activity (UOA)	0
Baseline contract value	£271,179.16

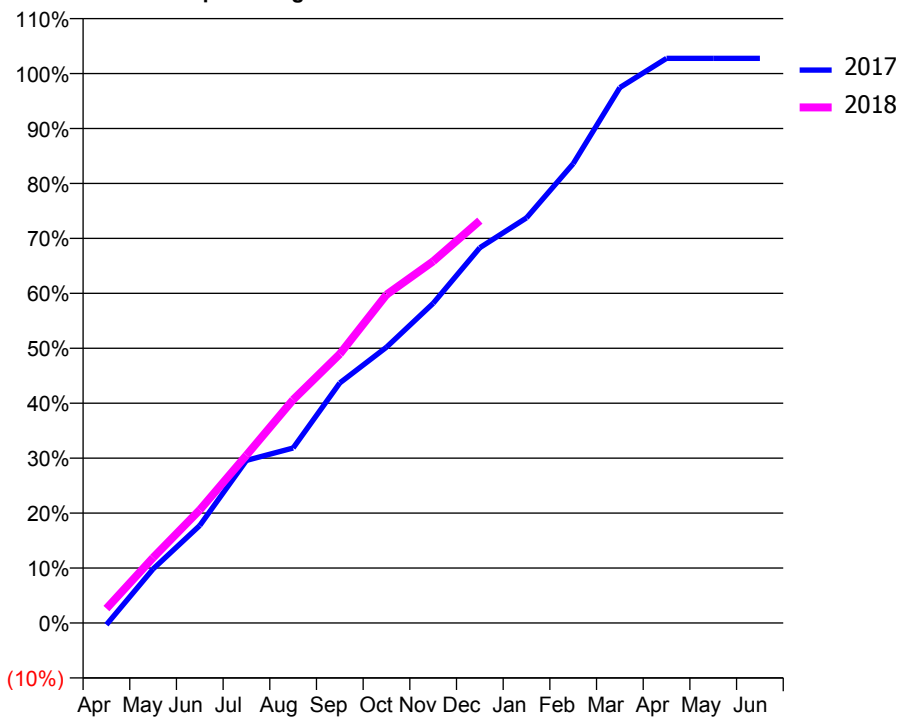
### ACCESS\*

Patients seen in 24 months	Total	Change since previous quarter
Quarter ending December 2016	3,449	
Quarter ending March 2017	3,505	→
Quarter ending June 2017	3,636	↑
Quarter ending September 2017	3,706	→
Quarter ending December 2017	3,688	→
<b>Variance since December 2016</b>	<b>6.9%</b>	<b>↑</b>



### ACTIVITY

Cumulative percentage of contracted UDA delivered 2017 & 2018



Month	Adjusted Scheduled Activity (UDA)	
	2017	2018
April	-31	253
May	944	1,144
June	1,704	1,977
July	2,840	2,931
August	3,058	3,901
September	4,194	4,699
October	4,818	5,736
November	5,585	6,319
December	6,558	7,029
January	7,078	
February	8,023	
March	9,355	
April	9,864	
May	9,864	
June	9,865	

### QUALITY

	Quantity	Base Number	Contract	AT	Region	England
% of FP17s for the same patient ID Re-attending within 3 months - Children	123	1,224	10.0%	12.4%	12.9%	12.0%
% of FP17s for the same patient ID Re-attending within 3 months - Adults	464	2,259	20.5%	16.8%	16.5%	15.9%
% of FP17s for the same patient ID Re-attending between 3 & 9 months - Children	652	1,224	53.3%	57.3%	59.6%	58.0%
% of FP17s for the same patient ID Re-attending between 3 & 9 months - Adults	1,071	2,259	47.4%	50.6%	52.8%	50.5%
% of FP17s for Band 1 Urgent Courses	483	3,289	14.7%	10.2%	9.1%	9.0%
% of FP17s Relating to Free Repair or Replacements	28	3,289	0.9%	0.9%	1.0%	0.8%
% of FP17s Relating to Continuations	48	3,289	1.5%	1.0%	1.2%	1.1%
% of Patients satisfied with the dentistry they have received	1	1	N/A	91.8%	91.6%	91.5%
% of Patients satisfied with the time they had to wait for an appointment	0	1	N/A	88.2%	88.3%	87.9%

\* This is based on patients treated on this contract for their most recent course of treatment. Figures in italics indicate the base number of FP17s or Patient Questionnaire responses are less than 100. N/A is shown where the base number of responses is less than 10 during the period. % is calculated as Quantity/Base number\*100

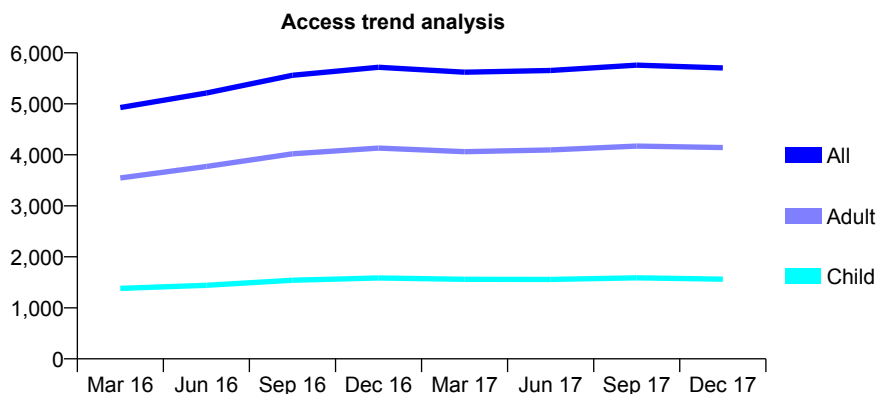
## Q46 - Vital Signs At a Glance Contract Report for 137731/0003 - December 2017

Name or company name	Smile Transformation & Cosmetic Services
Contract type name	GDS Contract
Purpose of contract	General
Contract start date	01/08/2014
Contract end date	

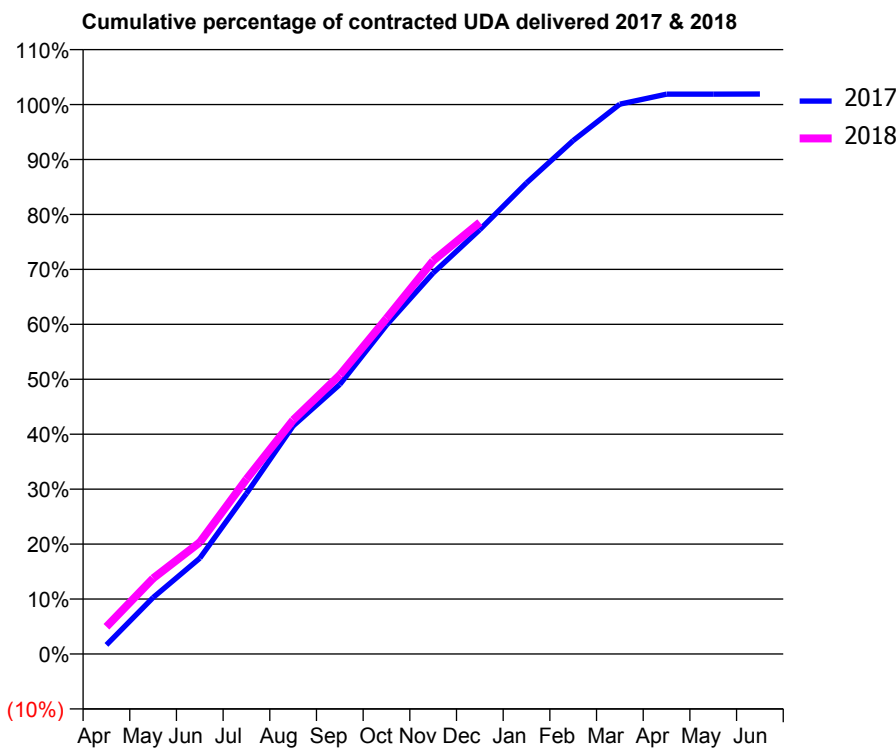
17/18 Contracted general activity (UDA)	17,603
Carry forward general activity (UDA)	-336
17/18 Contracted orthodontic activity (UOA)	0
Carry forward orthodontic activity (UOA)	0
Baseline contract value	£460,214.24

### ACCESS\*

Patients seen in 24 months	Total	Change since previous quarter
Quarter ending December 2016	5,717	
Quarter ending March 2017	5,620	↓
Quarter ending June 2017	5,654	→
Quarter ending September 2017	5,758	→
Quarter ending December 2017	5,704	→
<b>Variance since December 2016</b>	<b>(0.2%)</b>	→



### ACTIVITY



Month	Adjusted Scheduled Activity (UDA)	
	2017	2018
April	294	875
May	1,811	2,424
June	3,067	3,578
July	5,142	5,601
August	7,308	7,496
September	8,637	8,937
October	10,538	10,750
November	12,204	12,601
December	13,596	13,824
January	15,089	
February	16,450	
March	17,615	
April	17,933	
May	17,936	
June	17,939	

### QUALITY

	Quantity	Base Number	Contract	AT	Region	England
% of FP17s for the same patient ID Re-attending within 3 months - Children	164	1,749	9.4%	12.4%	12.9%	12.0%
% of FP17s for the same patient ID Re-attending within 3 months - Adults	809	4,642	17.4%	16.8%	16.5%	15.9%
% of FP17s for the same patient ID Re-attending between 3 & 9 months - Children	1,008	1,749	57.6%	57.3%	59.6%	58.0%
% of FP17s for the same patient ID Re-attending between 3 & 9 months - Adults	2,515	4,642	54.2%	50.6%	52.8%	50.5%
% of FP17s for Band 1 Urgent Courses	793	6,204	12.8%	10.2%	9.1%	9.0%
% of FP17s Relating to Free Repair or Replacements	56	6,204	0.9%	0.9%	1.0%	0.8%
% of FP17s Relating to Continuations	31	6,204	0.5%	1.0%	1.2%	1.1%
% of Patients satisfied with the dentistry they have received	7	7	N/A	91.8%	91.6%	91.5%
% of Patients satisfied with the time they had to wait for an appointment	5	7	N/A	88.2%	88.3%	87.9%

\* This is based on patients treated on this contract for their most recent course of treatment. Figures in italics indicate the base number of FP17s or Patient Questionnaire responses are less than 100. N/A is shown where the base number of responses is less than 10 during the period. % is calculated as Quantity/Base number\*100

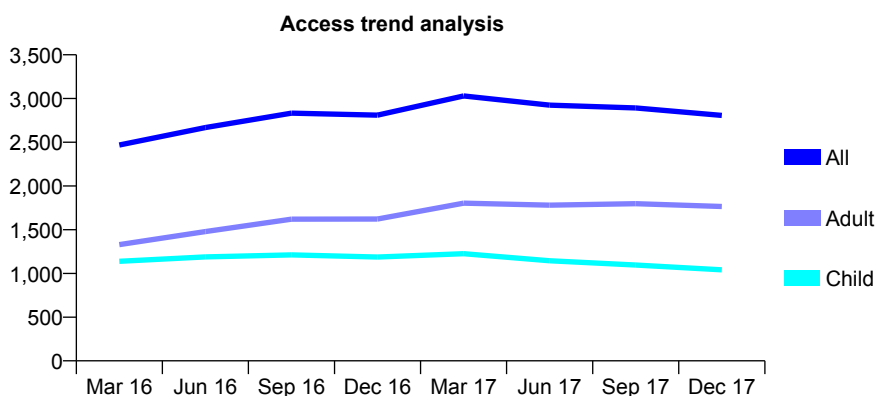
## Q46 - Vital Signs At a Glance Contract Report for 137731/0004 - December 2017

Name or company name	Smile Transformation & Cosmetic Services
Contract type name	GDS Contract
Purpose of contract	General
Contract start date	01/08/2014
Contract end date	

17/18 Contracted general activity (UDA)	8,659
Carry forward general activity (UDA)	-6
17/18 Contracted orthodontic activity (UOA)	0
Carry forward orthodontic activity (UOA)	0
Baseline contract value	£232,529.50

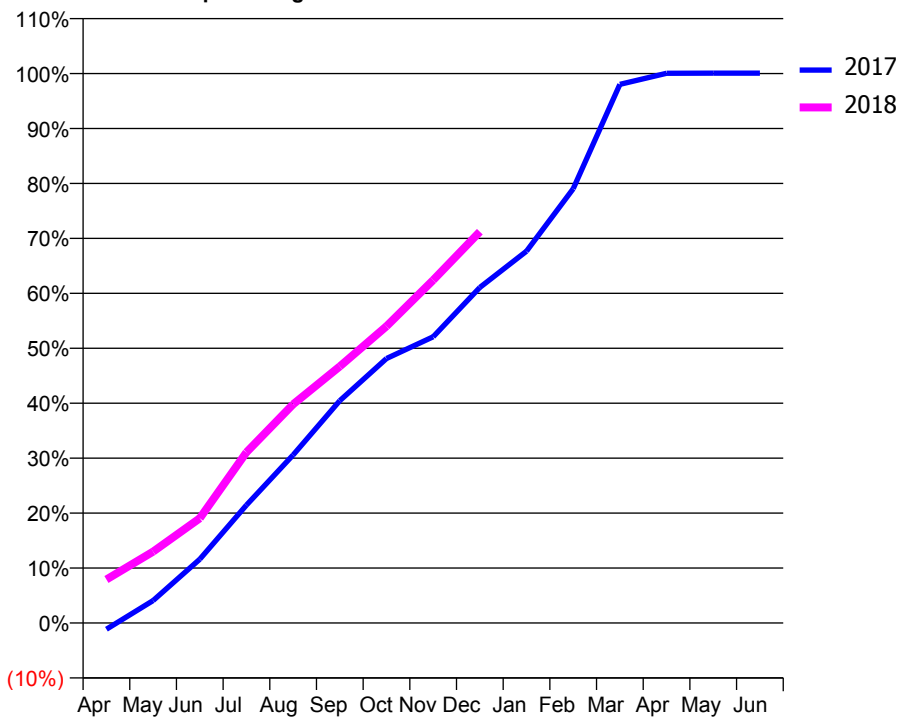
### ACCESS\*

Patients seen in 24 months	Total	Change since previous quarter
Quarter ending December 2016	2,810	
Quarter ending March 2017	3,029	↑
Quarter ending June 2017	2,925	↓
Quarter ending September 2017	2,893	↓
Quarter ending December 2017	2,807	↓
<b>Variance since December 2016</b>	<b>(0.1%)</b>	→



### ACTIVITY

Cumulative percentage of contracted UDA delivered 2017 & 2018



Month	Adjusted Scheduled Activity (UDA)	
	2017	2018
April	-100	687
May	353	1,126
June	1,005	1,650
July	1,859	2,691
August	2,649	3,447
September	3,504	4,045
October	4,168	4,676
November	4,510	5,403
December	5,287	6,166
January	5,860	
February	6,842	
March	8,488	
April	8,662	
May	8,665	
June	8,665	

### QUALITY

	Quantity	Base Number	Contract	AT	Region	England
% of FP17s for the same patient ID Re-attending within 3 months - Children	116	1,159	10.0%	12.4%	12.9%	12.0%
% of FP17s for the same patient ID Re-attending within 3 months - Adults	289	1,783	16.2%	16.8%	16.5%	15.9%
% of FP17s for the same patient ID Re-attending between 3 & 9 months - Children	708	1,159	61.1%	57.3%	59.6%	58.0%
% of FP17s for the same patient ID Re-attending between 3 & 9 months - Adults	951	1,783	53.3%	50.6%	52.8%	50.5%
% of FP17s for Band 1 Urgent Courses	274	2,874	9.5%	10.2%	9.1%	9.0%
% of FP17s Relating to Free Repair or Replacements	18	2,874	0.6%	0.9%	1.0%	0.8%
% of FP17s Relating to Continuations	22	2,874	0.8%	1.0%	1.2%	1.1%
% of Patients satisfied with the dentistry they have received	1	1	N/A	91.8%	91.6%	91.5%
% of Patients satisfied with the time they had to wait for an appointment	1	1	N/A	88.2%	88.3%	87.9%

\* This is based on patients treated on this contract for their most recent course of treatment. Figures in italics indicate the base number of FP17s or Patient Questionnaire responses are less than 100. N/A is shown where the base number of responses is less than 10 during the period. % is calculated as Quantity/Base number\*100



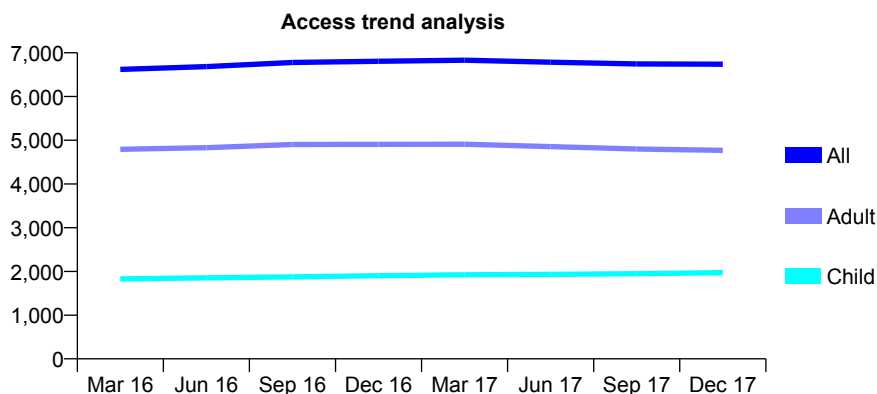
## Q46 - Vital Signs At a Glance Contract Report for 138096/0001 - December 2017

Name or company name	Circle Dental Care Ltd
Contract type name	GDS Contract
Purpose of contract	General
Contract start date	01/08/2009
Contract end date	

17/18 Contracted general activity (UDA)	20,000
Carry forward general activity (UDA)	-296
17/18 Contracted orthodontic activity (UOA)	0
Carry forward orthodontic activity (UOA)	0
Baseline contract value	£489,143.85

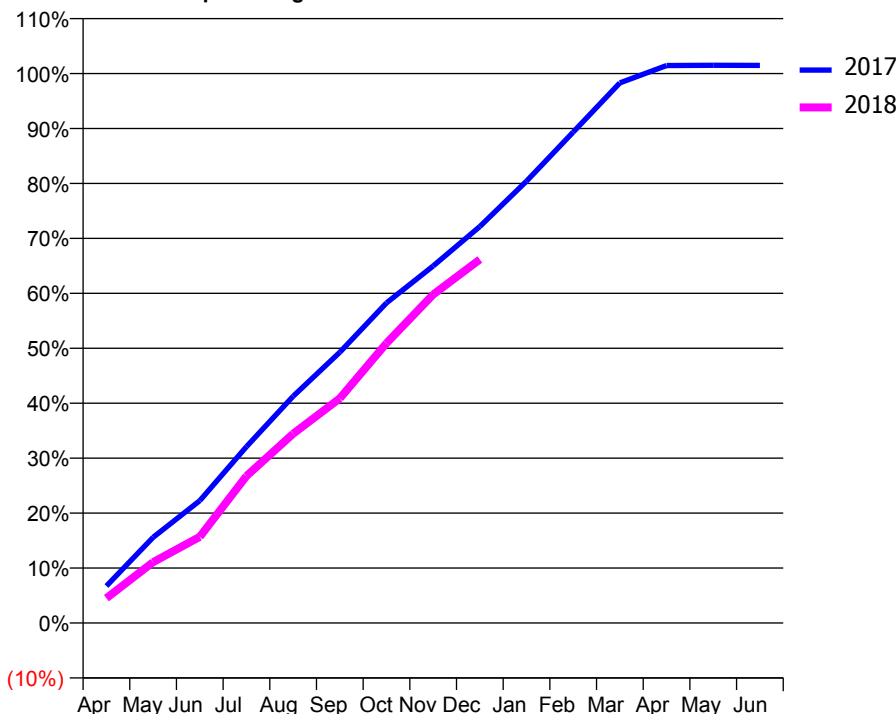
### ACCESS\*

Patients seen in 24 months	Total	Change since previous quarter
Quarter ending December 2016	6,806	
Quarter ending March 2017	6,832	→
Quarter ending June 2017	6,786	→
Quarter ending September 2017	6,746	→
Quarter ending December 2017	6,740	→
<b>Variance since December 2016</b>	<b>(1.0%)</b>	→



### ACTIVITY

Cumulative percentage of contracted UDA delivered 2017 & 2018



Month	Adjusted Scheduled Activity (UDA)	
	2017	2018
April	1,346	906
May	3,119	2,217
June	4,451	3,137
July	6,417	5,351
August	8,252	6,890
September	9,857	8,174
October	11,652	10,183
November	12,993	11,955
December	14,430	13,231
January	16,082	
February	17,870	
March	19,657	
April	20,290	
May	20,298	
June	20,296	

### QUALITY

	Quantity	Base Number	Contract	AT	Region	England
% of FP17s for the same patient ID Re-attending within 3 months - Children	272	2,249	12.1%	12.4%	12.9%	12.0%
% of FP17s for the same patient ID Re-attending within 3 months - Adults	788	4,716	16.7%	16.8%	16.5%	15.9%
% of FP17s for the same patient ID Re-attending between 3 & 9 months - Children	1,217	2,249	54.1%	57.3%	59.6%	58.0%
% of FP17s for the same patient ID Re-attending between 3 & 9 months - Adults	2,394	4,716	50.8%	50.6%	52.8%	50.5%
% of FP17s for Band 1 Urgent Courses	451	5,793	7.8%	10.2%	9.1%	9.0%
% of FP17s Relating to Free Repair or Replacements	10	5,793	0.2%	0.9%	1.0%	0.8%
% of FP17s Relating to Continuations	7	5,793	0.1%	1.0%	1.2%	1.1%
% of Patients satisfied with the dentistry they have received	5	6	N/A	91.8%	91.6%	91.5%
% of Patients satisfied with the time they had to wait for an appointment	5	6	N/A	88.2%	88.3%	87.9%

\* This is based on patients treated on this contract for their most recent course of treatment. Figures in italics indicate the base number of FP17s or Patient Questionnaire responses are less than 100. N/A is shown where the base number of responses is less than 10 during the period. % is calculated as Quantity/Base number\*100

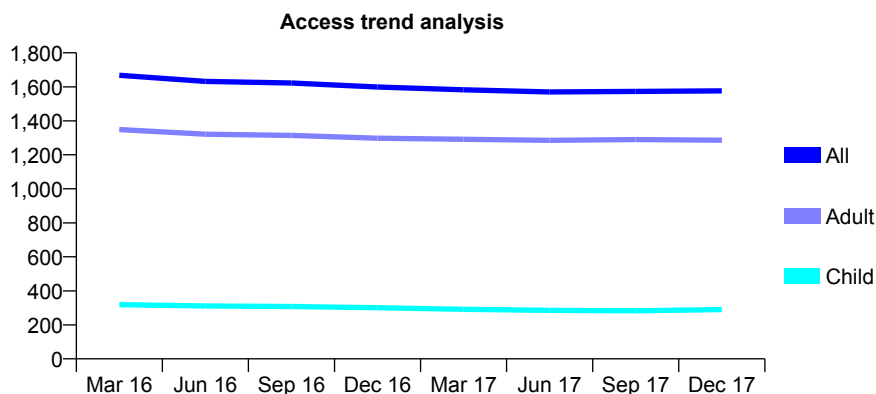
## Q46 - Vital Signs At a Glance Contract Report for 138800/0001 - December 2017

Name or company name	207 Dental Care
Contract type name	GDS Contract
Purpose of contract	General
Contract start date	01/05/2013
Contract end date	

17/18 Contracted general activity (UDA)	4,568
Carry forward general activity (UDA)	4
17/18 Contracted orthodontic activity (UOA)	0
Carry forward orthodontic activity (UOA)	0
Baseline contract value	£114,636.28

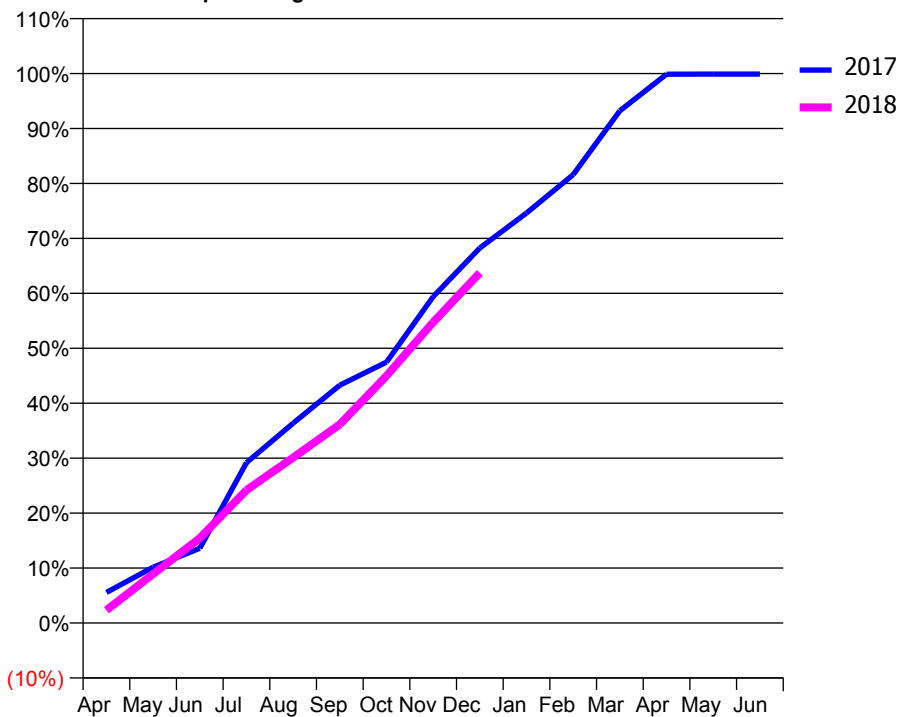
### ACCESS\*

Patients seen in 24 months	Total	Change since previous quarter
Quarter ending December 2016	1,599	
Quarter ending March 2017	1,582	↓
Quarter ending June 2017	1,570	→
Quarter ending September 2017	1,573	→
Quarter ending December 2017	1,576	→
<b>Variance since December 2016</b>	<b>(1.4%)</b>	<b>↓</b>



### ACTIVITY

Cumulative percentage of contracted UDA delivered 2017 & 2018



Month	Adjusted Scheduled Activity (UDA)	
	2017	2018
April	254	107
May	464	408
June	621	706
July	1,333	1,104
August	1,661	1,375
September	1,977	1,651
October	2,169	2,055
November	2,713	2,501
December	3,117	2,912
January	3,408	
February	3,728	
March	4,259	
April	4,563	
May	4,564	
June	4,564	

### QUALITY

	Quantity	Base Number	Contract	AT	Region	England
% of FP17s for the same patient ID Re-attending within 3 months - Children	7	341	2.1%	12.4%	12.9%	12.0%
% of FP17s for the same patient ID Re-attending within 3 months - Adults	203	1,473	13.8%	16.8%	16.5%	15.9%
% of FP17s for the same patient ID Re-attending between 3 & 9 months - Children	240	341	70.4%	57.3%	59.6%	58.0%
% of FP17s for the same patient ID Re-attending between 3 & 9 months - Adults	859	1,473	58.3%	50.6%	52.8%	50.5%
% of FP17s for Band 1 Urgent Courses	153	1,690	9.1%	10.2%	9.1%	9.0%
% of FP17s Relating to Free Repair or Replacements	4	1,690	0.2%	0.9%	1.0%	0.8%
% of FP17s Relating to Continuations	12	1,690	0.7%	1.0%	1.2%	1.1%
% of Patients satisfied with the dentistry they have received	1	1	N/A	91.8%	91.6%	91.5%
% of Patients satisfied with the time they had to wait for an appointment	1	1	N/A	88.2%	88.3%	87.9%

\* This is based on patients treated on this contract for their most recent course of treatment. Figures in italics indicate the base number of FP17s or Patient Questionnaire responses are less than 100. N/A is shown where the base number of responses is less than 10 during the period. % is calculated as Quantity/Base number\*100

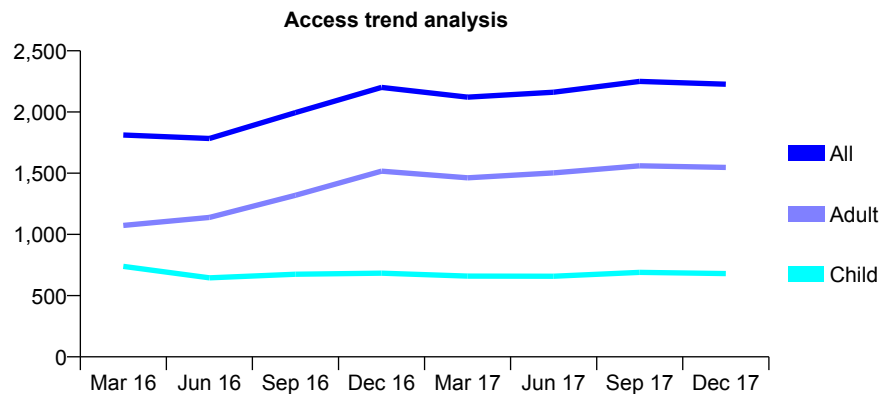
## Q46 - Vital Signs At a Glance Contract Report for 138959/0001 - December 2017

Name or company name	Middleton Dental Care
Contract type name	GDS Contract
Purpose of contract	General
Contract start date	06/07/2012
Contract end date	

17/18 Contracted general activity (UDA)	7,330
Carry forward general activity (UDA)	0
17/18 Contracted orthodontic activity (UOA)	0
Carry forward orthodontic activity (UOA)	0
Baseline contract value	£183,250.90

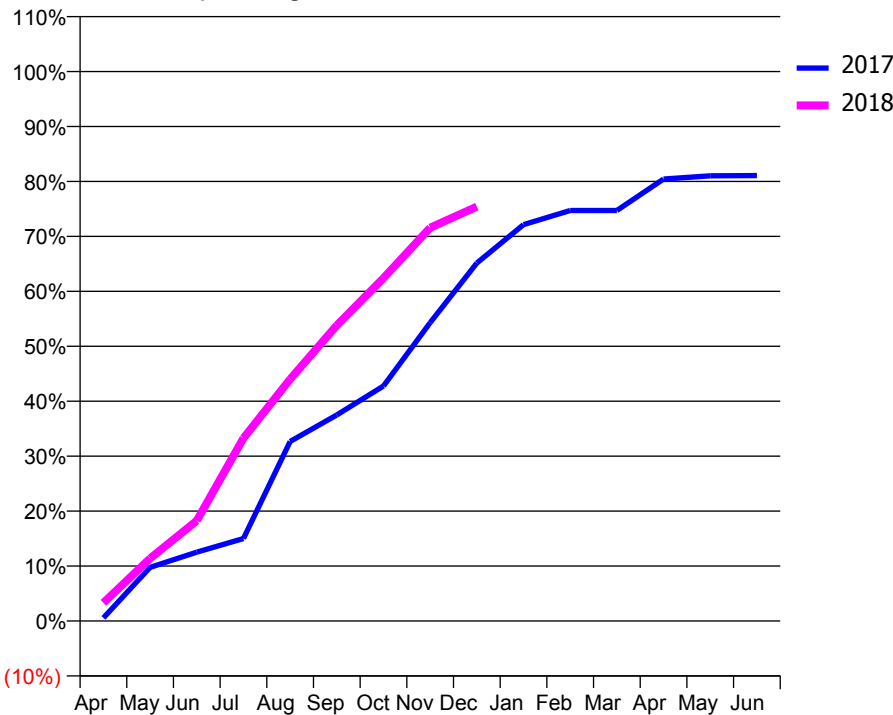
### ACCESS\*

Patients seen in 24 months	Total	Change since previous quarter
Quarter ending December 2016	2,201	
Quarter ending March 2017	2,122	↓
Quarter ending June 2017	2,162	→
Quarter ending September 2017	2,250	↑
Quarter ending December 2017	2,227	↓
<b>Variance since December 2016</b>	<b>1.2%</b>	<b>→</b>



### ACTIVITY

Cumulative percentage of contracted UDA delivered 2017 & 2018



Month	Adjusted Scheduled Activity (UDA)	
	2017	2018
April	42	242
May	716	835
June	919	1,339
July	1,100	2,440
August	2,395	3,225
September	2,750	3,944
October	3,134	4,575
November	3,979	5,247
December	4,775	5,528
January	5,288	
February	5,477	
March	5,477	
April	5,895	
May	5,939	
June	5,941	

### QUALITY

	Quantity	Base Number	Contract	AT	Region	England
% of FP17s for the same patient ID Re-attending within 3 months - Children	76	771	9.9%	12.4%	12.9%	12.0%
% of FP17s for the same patient ID Re-attending within 3 months - Adults	177	1,435	12.3%	16.8%	16.5%	15.9%
% of FP17s for the same patient ID Re-attending between 3 & 9 months - Children	363	771	47.1%	57.3%	59.6%	58.0%
% of FP17s for the same patient ID Re-attending between 3 & 9 months - Adults	638	1,435	44.5%	50.6%	52.8%	50.5%
% of FP17s for Band 1 Urgent Courses	166	1,919	8.7%	10.2%	9.1%	9.0%
% of FP17s Relating to Free Repair or Replacements	5	1,919	0.3%	0.9%	1.0%	0.8%
% of FP17s Relating to Continuations	8	1,919	0.4%	1.0%	1.2%	1.1%
% of Patients satisfied with the dentistry they have received	0	0	N/A	91.8%	91.6%	91.5%
% of Patients satisfied with the time they had to wait for an appointment	0	0	N/A	88.2%	88.3%	87.9%

\* This is based on patients treated on this contract for their most recent course of treatment. Figures in italics indicate the base number of FP17s or Patient Questionnaire responses are less than 100. N/A is shown where the base number of responses is less than 10 during the period. % is calculated as Quantity/Base number\*100

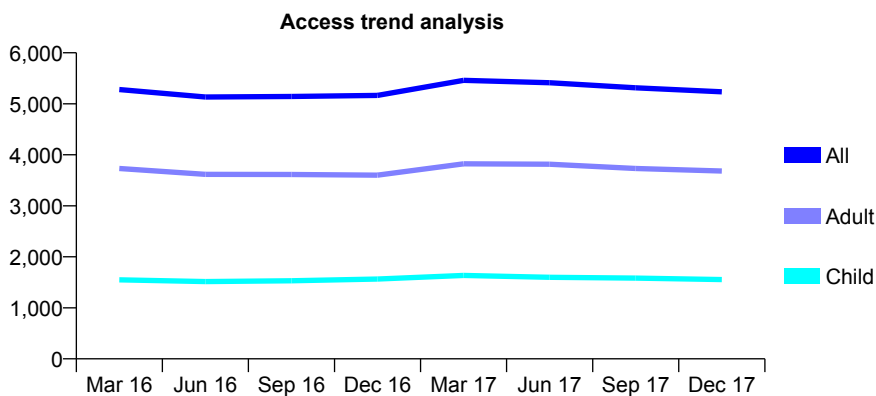
## Q46 - Vital Signs At a Glance Contract Report for 138967/0001 - December 2017

Name or company name	Park House Springhead
Contract type name	GDS Contract
Purpose of contract	General
Contract start date	01/04/2010
Contract end date	

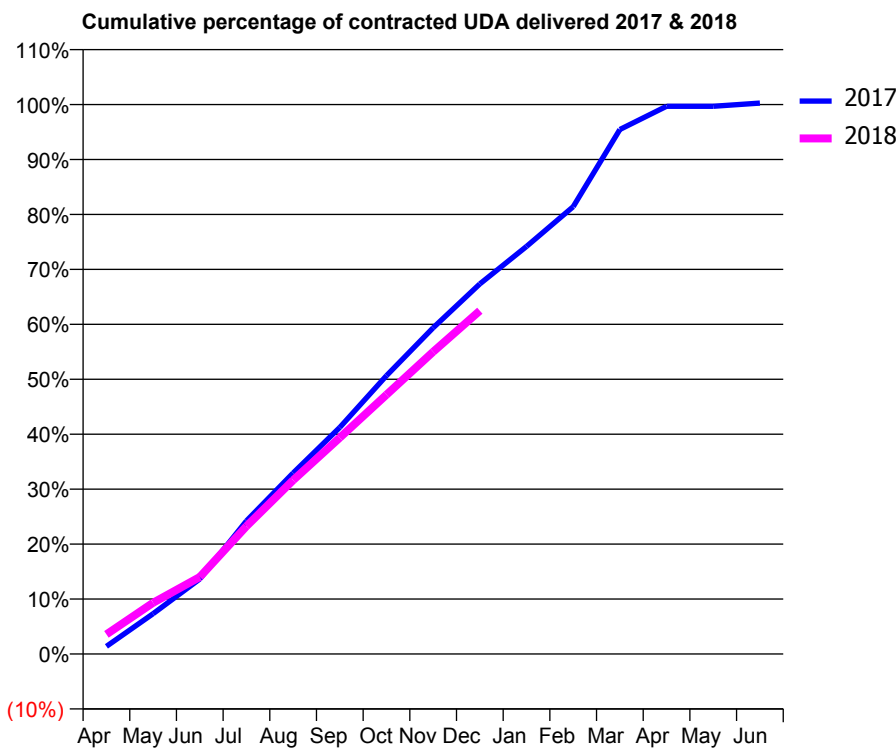
17/18 Contracted general activity (UDA)	15,429
Carry forward general activity (UDA)	-41
17/18 Contracted orthodontic activity (UOA)	0
Carry forward orthodontic activity (UOA)	0
Baseline contract value	£418,406.12

### ACCESS\*

Patients seen in 24 months	Total	Change since previous quarter
Quarter ending December 2016	5,166	
Quarter ending March 2017	5,459	↑
Quarter ending June 2017	5,413	→
Quarter ending September 2017	5,313	↓
Quarter ending December 2017	5,235	↓
<b>Variance since December 2016</b>	<b>1.3%</b>	<b>→</b>



### ACTIVITY



Month	Adjusted Scheduled Activity (UDA)	
	2017	2018
April	216	551
May	1,132	1,440
June	2,108	2,162
July	3,740	3,589
August	5,084	4,879
September	6,362	6,075
October	7,818	7,282
November	9,159	8,485
December	10,391	9,641
January	11,445	
February	12,560	
March	14,727	
April	15,379	
May	15,379	
June	15,470	

### QUALITY

	Quantity	Base Number	Contract	AT	Region	England
% of FP17s for the same patient ID Re-attending within 3 months - Children	114	1,529	7.5%	12.4%	12.9%	12.0%
% of FP17s for the same patient ID Re-attending within 3 months - Adults	507	3,517	14.4%	16.8%	16.5%	15.9%
% of FP17s for the same patient ID Re-attending between 3 & 9 months - Children	840	1,529	54.9%	57.3%	59.6%	58.0%
% of FP17s for the same patient ID Re-attending between 3 & 9 months - Adults	1,615	3,517	45.9%	50.6%	52.8%	50.5%
% of FP17s for Band 1 Urgent Courses	489	4,709	10.4%	10.2%	9.1%	9.0%
% of FP17s Relating to Free Repair or Replacements	33	4,709	0.7%	0.9%	1.0%	0.8%
% of FP17s Relating to Continuations	71	4,709	1.5%	1.0%	1.2%	1.1%
% of Patients satisfied with the dentistry they have received	3	3	N/A	91.8%	91.6%	91.5%
% of Patients satisfied with the time they had to wait for an appointment	3	3	N/A	88.2%	88.3%	87.9%

\* This is based on patients treated on this contract for their most recent course of treatment. Figures in italics indicate the base number of FP17s or Patient Questionnaire responses are less than 100. N/A is shown where the base number of responses is less than 10 during the period. % is calculated as Quantity/Base number\*100

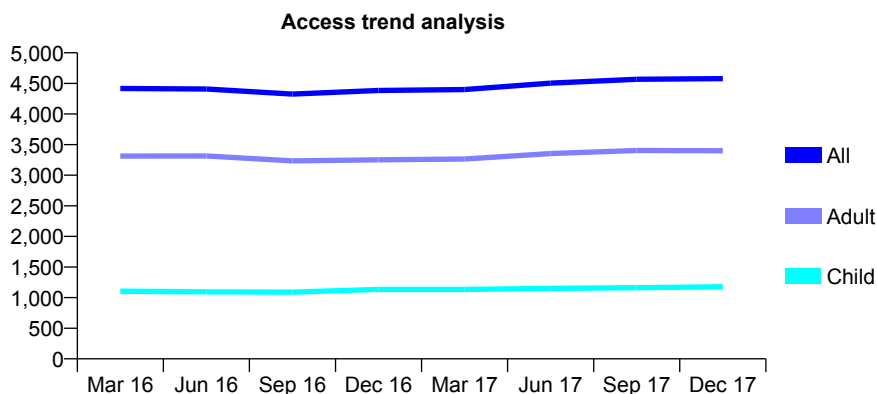
## Q46 - Vital Signs At a Glance Contract Report for 139114/0001 - December 2017

Name or company name	The Ivy Dental Practice Ltd
Contract type name	Pilot Contract
Purpose of contract	General
Contract start date	01/04/2010
Contract end date	

17/18 Contracted general activity (UDA)	18,100
Carry forward general activity (UDA)	0
17/18 Contracted orthodontic activity (UOA)	0
Carry forward orthodontic activity (UOA)	0
Baseline contract value	£619,273.18

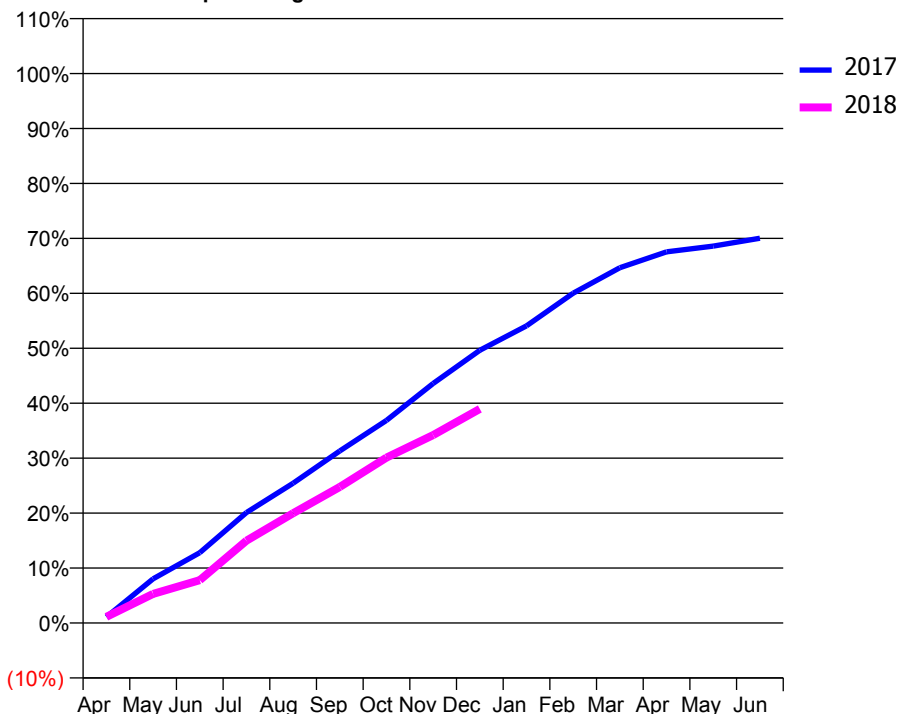
### ACCESS\*

Patients seen in 24 months	Total	Change since previous quarter
Quarter ending December 2016	4,384	
Quarter ending March 2017	4,399	→
Quarter ending June 2017	4,505	↑
Quarter ending September 2017	4,568	→
Quarter ending December 2017	4,578	→
<b>Variance since December 2016</b>	<b>4.4%</b>	<b>↑</b>



### ACTIVITY

Cumulative percentage of contracted UDA delivered 2017 & 2018



Month	Adjusted Scheduled Activity (UDA)	
	2017	2018
April	200	202
May	1,455	959
June	2,315	1,411
July	3,638	2,711
August	4,606	3,617
September	5,666	4,481
October	6,672	5,450
November	7,890	6,190
December	8,985	7,053
January	9,790	
February	10,865	
March	11,705	
April	12,228	
May	12,417	
June	12,672	

### QUALITY

	Quantity	Base Number	Contract	AT	Region	England
% of FP17s for the same patient ID Re-attending within 3 months - Children	93	1,143	8.1%	12.4%	12.9%	12.0%
% of FP17s for the same patient ID Re-attending within 3 months - Adults	366	2,603	14.1%	16.8%	16.5%	15.9%
% of FP17s for the same patient ID Re-attending between 3 & 9 months - Children	610	1,143	53.4%	57.3%	59.6%	58.0%
% of FP17s for the same patient ID Re-attending between 3 & 9 months - Adults	1,035	2,603	39.8%	50.6%	52.8%	50.5%
% of FP17s for Band 1 Urgent Courses	53	3,417	1.6%	10.2%	9.1%	9.0%
% of FP17s Relating to Free Repair or Replacements	52	3,417	1.5%	0.9%	1.0%	0.8%
% of FP17s Relating to Continuations	107	3,417	3.1%	1.0%	1.2%	1.1%
% of Patients satisfied with the dentistry they have received	0	0	N/A	91.8%	91.6%	91.5%
% of Patients satisfied with the time they had to wait for an appointment	0	0	N/A	88.2%	88.3%	87.9%

\* This is based on patients treated on this contract for their most recent course of treatment. Figures in italics indicate the base number of FP17s or Patient Questionnaire responses are less than 100. N/A is shown where the base number of responses is less than 10 during the period. % is calculated as Quantity/Base number\*100

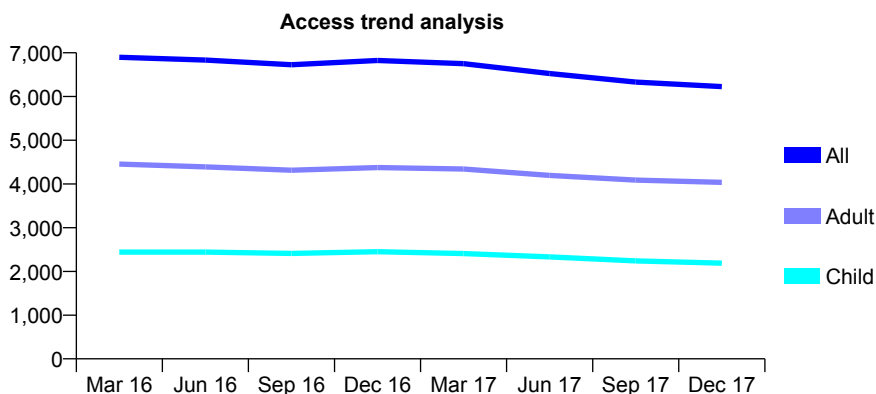
## Q46 - Vital Signs At a Glance Contract Report for 139521/0001 - December 2017

Name or company name	JF Scott Dental Surgeon Partnership
Contract type name	GDS Contract
Purpose of contract	General
Contract start date	31/12/2010
Contract end date	

17/18 Contracted general activity (UDA)	25,437
Carry forward general activity (UDA)	877
17/18 Contracted orthodontic activity (UOA)	0
Carry forward orthodontic activity (UOA)	0
Baseline contract value	£695,379.79

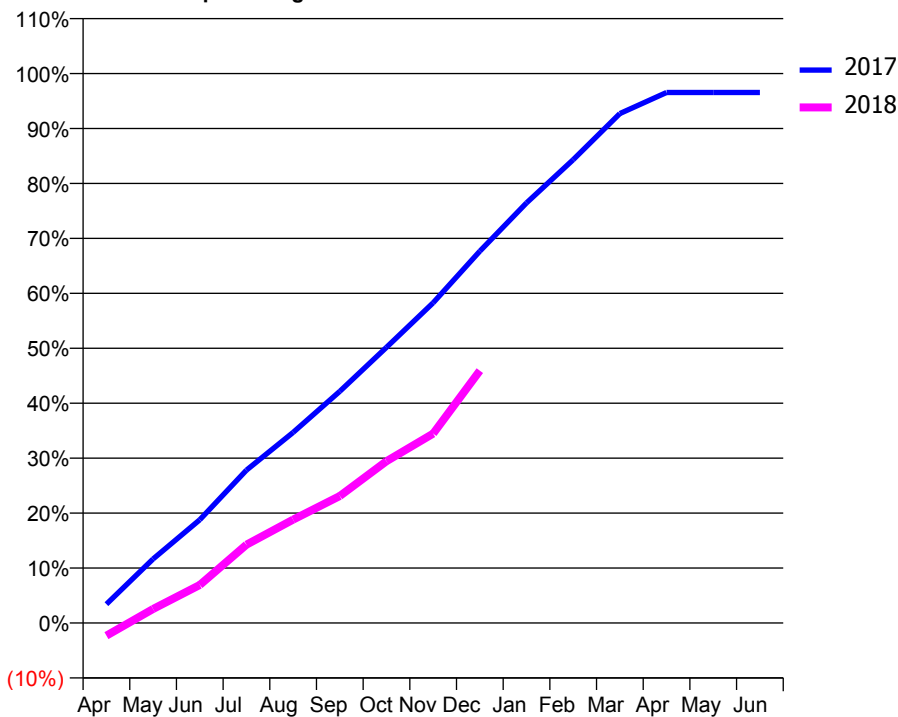
### ACCESS\*

Patients seen in 24 months	Total	Change since previous quarter
Quarter ending December 2016	6,826	
Quarter ending March 2017	6,750	↓
Quarter ending June 2017	6,525	↓
Quarter ending September 2017	6,329	↓
Quarter ending December 2017	6,226	↓
<b>Variance since December 2016</b>	<b>(8.8%)</b>	<b>↓</b>



### ACTIVITY

Cumulative percentage of contracted UDA delivered 2017 & 2018



Month	Adjusted Scheduled Activity (UDA)	
	2017	2018
April	871	-590
May	2,967	649
June	4,783	1,764
July	7,077	3,624
August	8,823	4,786
September	10,723	5,879
October	12,761	7,489
November	14,827	8,768
December	17,212	11,684
January	19,449	
February	21,445	
March	23,580	
April	24,558	
May	24,560	
June	24,560	

### QUALITY

	Quantity	Base Number	Contract	AT	Region	England
% of FP17s for the same patient ID Re-attending within 3 months - Children	157	2,296	6.8%	12.4%	12.9%	12.0%
% of FP17s for the same patient ID Re-attending within 3 months - Adults	533	4,043	13.2%	16.8%	16.5%	15.9%
% of FP17s for the same patient ID Re-attending between 3 & 9 months - Children	1,467	2,296	63.9%	57.3%	59.6%	58.0%
% of FP17s for the same patient ID Re-attending between 3 & 9 months - Adults	2,399	4,043	59.3%	50.6%	52.8%	50.5%
% of FP17s for Band 1 Urgent Courses	568	5,949	9.5%	10.2%	9.1%	9.0%
% of FP17s Relating to Free Repair or Replacements	27	5,949	0.5%	0.9%	1.0%	0.8%
% of FP17s Relating to Continuations	42	5,949	0.7%	1.0%	1.2%	1.1%
% of Patients satisfied with the dentistry they have received	5	6	N/A	91.8%	91.6%	91.5%
% of Patients satisfied with the time they had to wait for an appointment	5	6	N/A	88.2%	88.3%	87.9%

\* This is based on patients treated on this contract for their most recent course of treatment. Figures in italics indicate the base number of FP17s or Patient Questionnaire responses are less than 100. N/A is shown where the base number of responses is less than 10 during the period. % is calculated as Quantity/Base number\*100

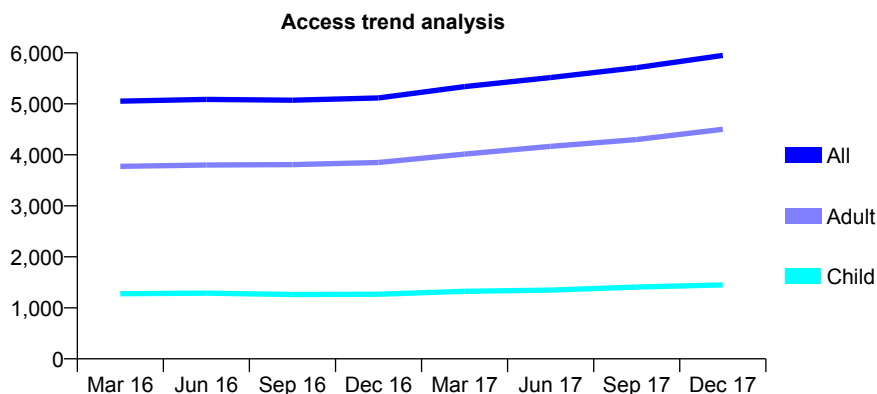
## Q46 - Vital Signs At a Glance Contract Report for 139947/0001 - December 2017

Name or company name	Mr K Hanji
Contract type name	GDS Contract
Purpose of contract	General
Contract start date	01/04/2010
Contract end date	

17/18 Contracted general activity (UDA)	21,839
Carry forward general activity (UDA)	546
17/18 Contracted orthodontic activity (UOA)	0
Carry forward orthodontic activity (UOA)	0
Baseline contract value	£752,402.05

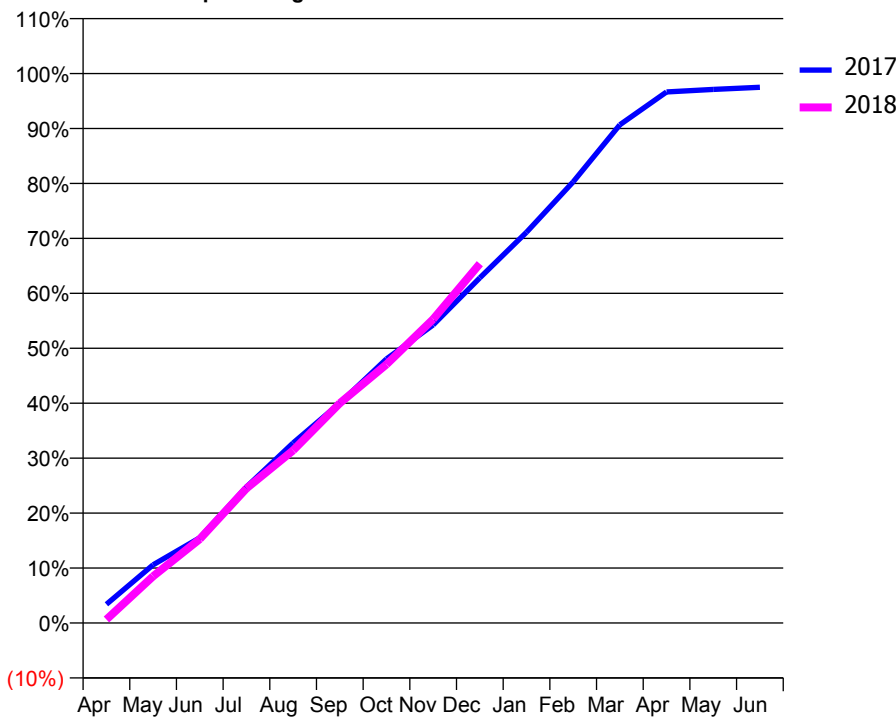
### ACCESS\*

Patients seen in 24 months	Total	Change since previous quarter
Quarter ending December 2016	5,116	
Quarter ending March 2017	5,337	↑
Quarter ending June 2017	5,515	↑
Quarter ending September 2017	5,708	↑
Quarter ending December 2017	5,950	↑
<b>Variance since December 2016</b>	<b>16.3%</b>	<b>↑</b>



### ACTIVITY

Cumulative percentage of contracted UDA delivered 2017 & 2018



Month	Adjusted Scheduled Activity (UDA)	
	2017	2018
April	741	140
May	2,303	1,860
June	3,373	3,336
July	5,388	5,348
August	7,127	6,860
September	8,706	8,737
October	10,451	10,277
November	11,798	12,073
December	13,660	14,279
January	15,468	
February	17,462	
March	19,720	
April	21,020	
May	21,117	
June	21,203	

### QUALITY

	Quantity	Base Number	Contract	AT	Region	England
% of FP17s for the same patient ID Re-attending within 3 months - Children	214	1,727	12.4%	12.4%	12.9%	12.0%
% of FP17s for the same patient ID Re-attending within 3 months - Adults	1,318	5,555	23.7%	16.8%	16.5%	15.9%
% of FP17s for the same patient ID Re-attending between 3 & 9 months - Children	966	1,727	55.9%	57.3%	59.6%	58.0%
% of FP17s for the same patient ID Re-attending between 3 & 9 months - Adults	2,763	5,555	49.7%	50.6%	52.8%	50.5%
% of FP17s for Band 1 Urgent Courses	906	6,702	13.5%	10.2%	9.1%	9.0%
% of FP17s Relating to Free Repair or Replacements	22	6,702	0.3%	0.9%	1.0%	0.8%
% of FP17s Relating to Continuations	17	6,702	0.3%	1.0%	1.2%	1.1%
% of Patients satisfied with the dentistry they have received	3	3	N/A	91.8%	91.6%	91.5%
% of Patients satisfied with the time they had to wait for an appointment	2	3	N/A	88.2%	88.3%	87.9%

\* This is based on patients treated on this contract for their most recent course of treatment. Figures in italics indicate the base number of FP17s or Patient Questionnaire responses are less than 100. N/A is shown where the base number of responses is less than 10 during the period. % is calculated as Quantity/Base number\*100

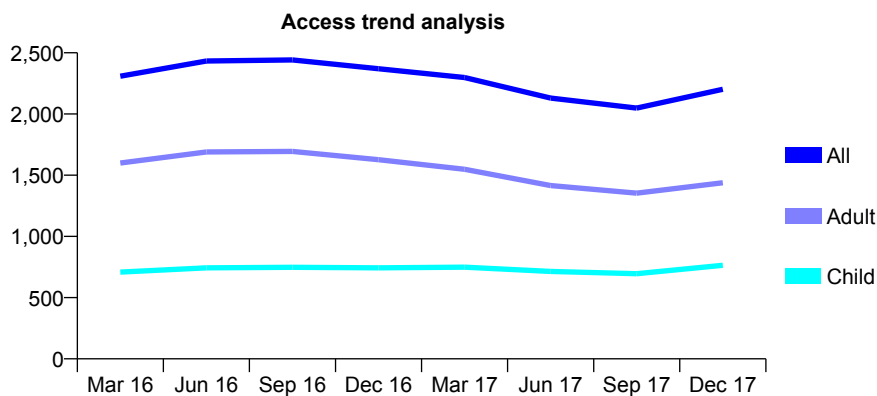
## Q46 - Vital Signs At a Glance Contract Report for 140511/0001 - December 2017

Name or company name	Landridge Dental Surgery
Contract type name	GDS Contract
Purpose of contract	General
Contract start date	01/03/2009
Contract end date	

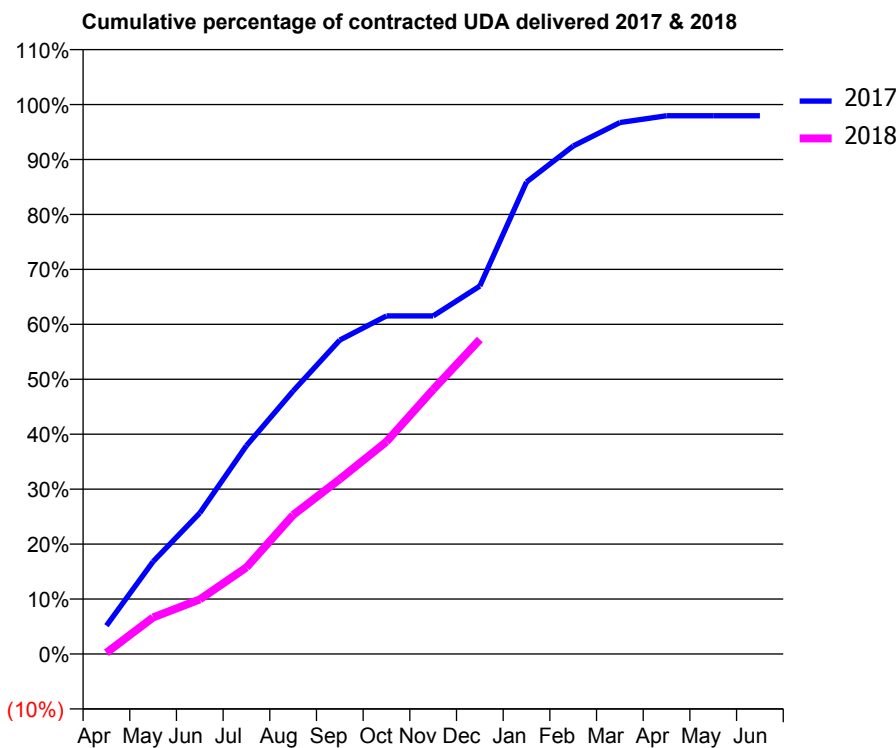
17/18 Contracted general activity (UDA)	6,699
Carry forward general activity (UDA)	138
17/18 Contracted orthodontic activity (UOA)	0
Carry forward orthodontic activity (UOA)	0
Baseline contract value	£199,452.34

### ACCESS\*

Patients seen in 24 months	Total	Change since previous quarter
Quarter ending December 2016	2,370	
Quarter ending March 2017	2,298	↓
Quarter ending June 2017	2,130	↓
Quarter ending September 2017	2,048	↓
Quarter ending December 2017	2,202	↑
<b>Variance since December 2016</b>	<b>(7.1%)</b>	<b>↓</b>



### ACTIVITY



Adjusted Scheduled Activity (UDA)		
Month	2017	2018
April	346	15
May	1,128	446
June	1,719	665
July	2,539	1,056
August	3,206	1,695
September	3,827	2,132
October	4,122	2,589
November	4,122	3,225
December	4,486	3,834
January	5,754	
February	6,193	
March	6,479	
April	6,561	
May	6,561	
June	6,561	

### QUALITY

	Quantity	Base Number	Contract	AT	Region	England
% of FP17s for the same patient ID Re-attending within 3 months - Children	63	642	9.8%	12.4%	12.9%	12.0%
% of FP17s for the same patient ID Re-attending within 3 months - Adults	251	1,222	20.5%	16.8%	16.5%	15.9%
% of FP17s for the same patient ID Re-attending between 3 & 9 months - Children	158	642	24.6%	57.3%	59.6%	58.0%
% of FP17s for the same patient ID Re-attending between 3 & 9 months - Adults	351	1,222	28.7%	50.6%	52.8%	50.5%
% of FP17s for Band 1 Urgent Courses	309	1,825	16.9%	10.2%	9.1%	9.0%
% of FP17s Relating to Free Repair or Replacements	3	1,825	0.2%	0.9%	1.0%	0.8%
% of FP17s Relating to Continuations	19	1,825	1.0%	1.0%	1.2%	1.1%
% of Patients satisfied with the dentistry they have received	1	2	N/A	91.8%	91.6%	91.5%
% of Patients satisfied with the time they had to wait for an appointment	2	2	N/A	88.2%	88.3%	87.9%

\* This is based on patients treated on this contract for their most recent course of treatment. Figures in italics indicate the base number of FP17s or Patient Questionnaire responses are less than 100. N/A is shown where the base number of responses is less than 10 during the period. % is calculated as Quantity/Base number\*100



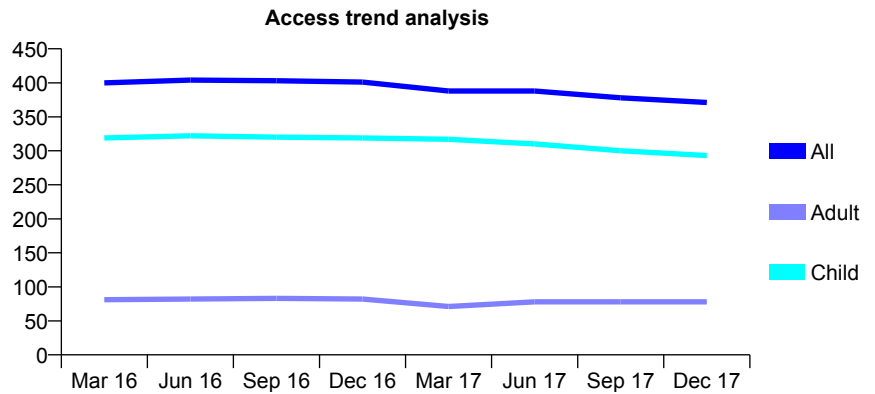
## Q46 - Vital Signs At a Glance Contract Report for 141925/0001 - December 2017

Name or company name	MR MA BROWN
Contract type name	GDS Contract
Purpose of contract	General
Contract start date	01/11/2013
Contract end date	

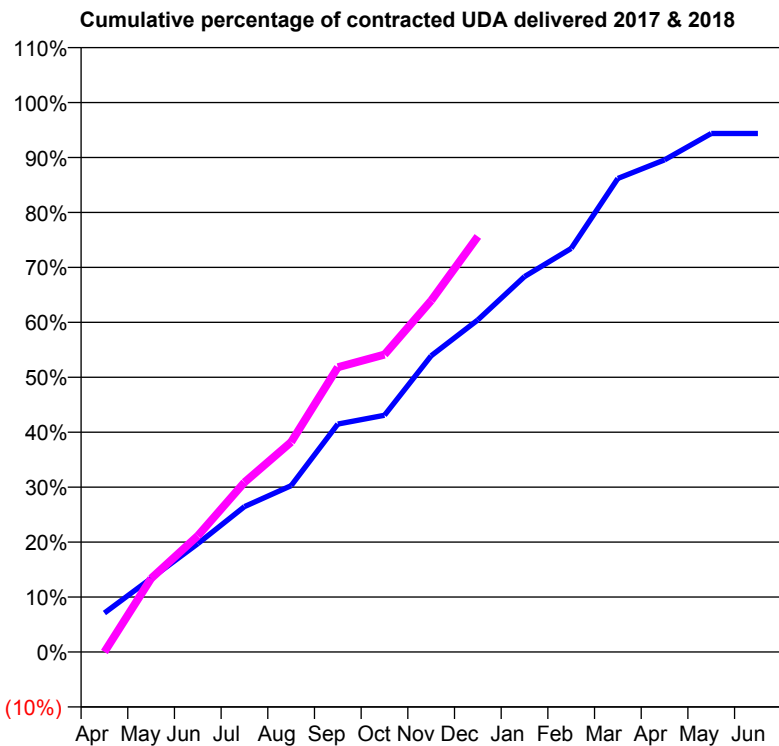
17/18 Contracted general activity (UDA)	875
Carry forward general activity (UDA)	0
17/18 Contracted orthodontic activity (UOA)	0
Carry forward orthodontic activity (UOA)	0
Baseline contract value	£20,187.36

### ACCESS\*

Patients seen in 24 months	Total	Change since previous quarter
Quarter ending December 2016	401	
Quarter ending March 2017	388	↓
Quarter ending June 2017	388	→
Quarter ending September 2017	378	↓
Quarter ending December 2017	371	↓
<b>Variance since December 2016</b>	<b>(7.5%)</b>	<b>↓</b>



### ACTIVITY



Adjusted Scheduled Activity (UDA)		
Month	2017	2018
April	62	0
May	117	117
June	173	185
July	232	270
August	265	334
September	363	453
October	377	474
November	472	560
December	529	662
January	598	
February	643	
March	754	
April	784	
May	826	
June	826	

### QUALITY

	Quantity	Base Number	Contract	AT	Region	England
% of FP17s for the same patient ID Re-attending within 3 months - Children	35	438	8.0%	12.4%	12.9%	12.0%
% of FP17s for the same patient ID Re-attending within 3 months - Adults	7	67	10.4%	16.8%	16.5%	15.9%
% of FP17s for the same patient ID Re-attending between 3 & 9 months - Children	332	438	75.8%	57.3%	59.6%	58.0%
% of FP17s for the same patient ID Re-attending between 3 & 9 months - Adults	32	67	47.8%	50.6%	52.8%	50.5%
% of FP17s for Band 1 Urgent Courses	4	464	0.9%	10.2%	9.1%	9.0%
% of FP17s Relating to Free Repair or Replacements	1	464	0.2%	0.9%	1.0%	0.8%
% of FP17s Relating to Continuations	0	464	0.0%	1.0%	1.2%	1.1%
% of Patients satisfied with the dentistry they have received	0	0	N/A	91.8%	91.6%	91.5%
% of Patients satisfied with the time they had to wait for an appointment	0	0	N/A	88.2%	88.3%	87.9%

\* This is based on patients treated on this contract for their most recent course of treatment. Figures in italics indicate the base number of FP17s or Patient Questionnaire responses are less than 100. N/A is shown where the base number of responses is less than 10 during the period. % is calculated as Quantity/Base number\*100

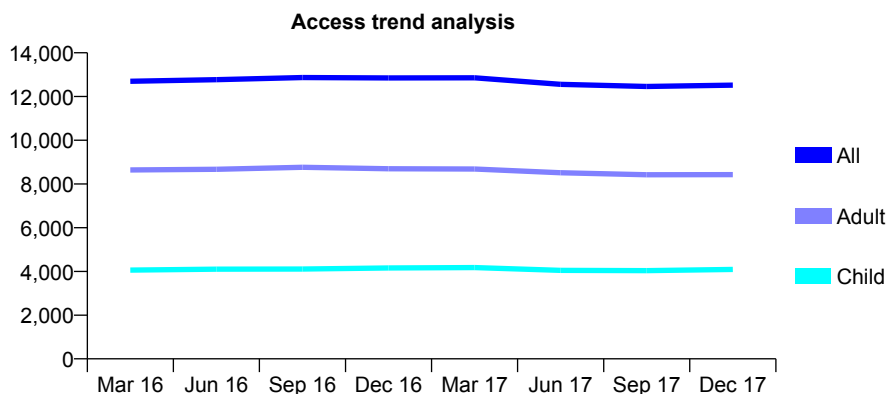
## Q46 - Vital Signs At a Glance Contract Report for 141941/0001 - December 2017

Name or company name	Highfield Dental Practice Ltd
Contract type name	GDS Contract
Purpose of contract	General
Contract start date	01/04/2011
Contract end date	

17/18 Contracted general activity (UDA)	36,596
Carry forward general activity (UDA)	61
17/18 Contracted orthodontic activity (UOA)	0
Carry forward orthodontic activity (UOA)	0
Baseline contract value	£1,008,196.58

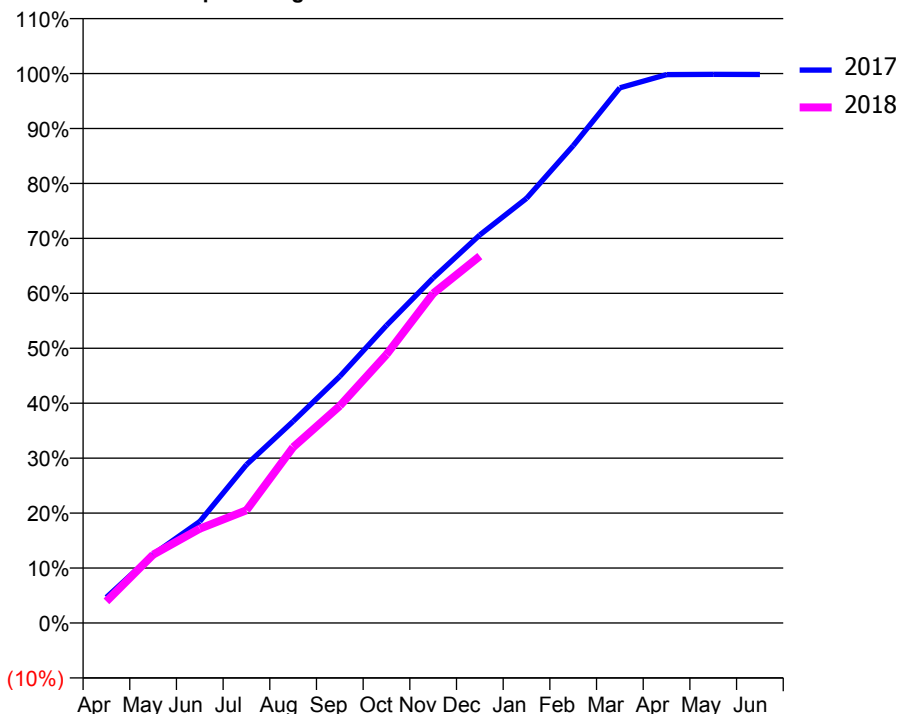
### ACCESS\*

Patients seen in 24 months	Total	Change since previous quarter
Quarter ending December 2016	12,852	
Quarter ending March 2017	12,856	→
Quarter ending June 2017	12,560	↓
Quarter ending September 2017	12,461	→
Quarter ending December 2017	12,519	→
<b>Variance since December 2016</b>	<b>(2.6%)</b>	<b>↓</b>



### ACTIVITY

Cumulative percentage of contracted UDA delivered 2017 & 2018



Month	Adjusted Scheduled Activity (UDA)	
	2017	2018
April	1,712	1,446
May	4,566	4,555
June	6,765	6,287
July	10,550	7,507
August	13,428	11,706
September	16,422	14,462
October	19,821	17,879
November	22,978	21,944
December	25,850	24,437
January	28,285	
February	31,792	
March	35,647	
April	36,519	
May	36,536	
June	36,535	

### QUALITY

	Quantity	Base Number	Contract	AT	Region	England
% of FP17s for the same patient ID Re-attending within 3 months - Children	440	4,718	9.3%	12.4%	12.9%	12.0%
% of FP17s for the same patient ID Re-attending within 3 months - Adults	1,558	9,727	16.0%	16.8%	16.5%	15.9%
% of FP17s for the same patient ID Re-attending between 3 & 9 months - Children	2,955	4,718	62.6%	57.3%	59.6%	58.0%
% of FP17s for the same patient ID Re-attending between 3 & 9 months - Adults	6,335	9,727	65.1%	50.6%	52.8%	50.5%
% of FP17s for Band 1 Urgent Courses	772	13,444	5.7%	10.2%	9.1%	9.0%
% of FP17s Relating to Free Repair or Replacements	216	13,444	1.6%	0.9%	1.0%	0.8%
% of FP17s Relating to Continuations	103	13,444	0.8%	1.0%	1.2%	1.1%
% of Patients satisfied with the dentistry they have received	2	2	N/A	91.8%	91.6%	91.5%
% of Patients satisfied with the time they had to wait for an appointment	2	2	N/A	88.2%	88.3%	87.9%

\* This is based on patients treated on this contract for their most recent course of treatment. Figures in italics indicate the base number of FP17s or Patient Questionnaire responses are less than 100. N/A is shown where the base number of responses is less than 10 during the period. % is calculated as Quantity/Base number\*100

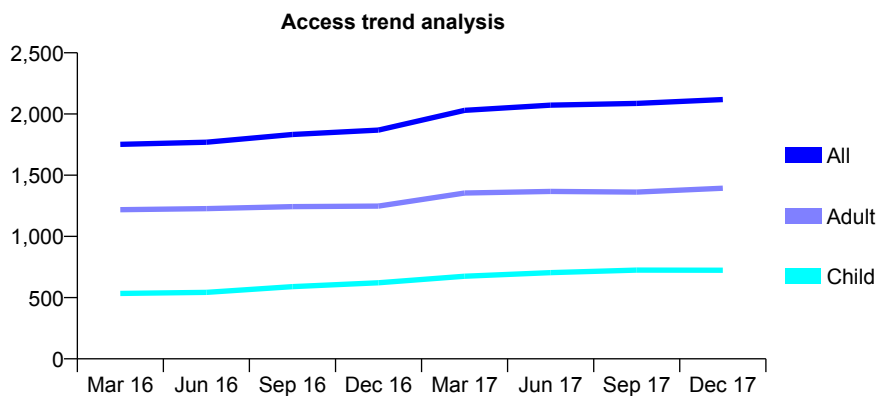
## Q46 - Vital Signs At a Glance Contract Report for 145181/0001 - December 2017

Name or company name	MR MO MALIK
Contract type name	GDS Contract
Purpose of contract	General
Contract start date	01/01/2013
Contract end date	

17/18 Contracted general activity (UDA)	6,345
Carry forward general activity (UDA)	-80
17/18 Contracted orthodontic activity (UOA)	0
Carry forward orthodontic activity (UOA)	0
Baseline contract value	£158,643.55

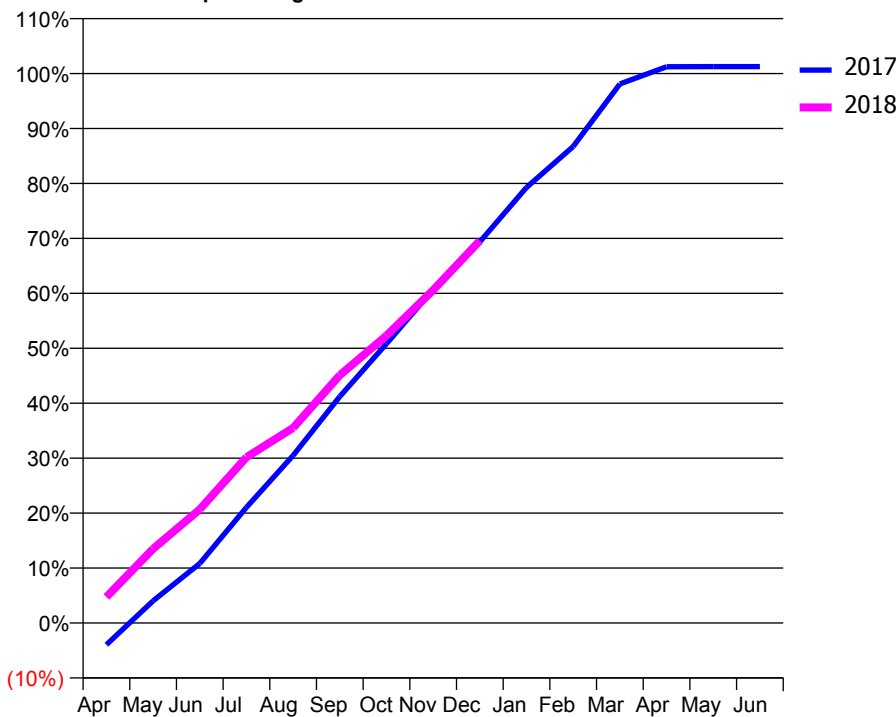
### ACCESS\*

Patients seen in 24 months	Total	Change since previous quarter
Quarter ending December 2016	1,869	
Quarter ending March 2017	2,030	↑
Quarter ending June 2017	2,072	↑
Quarter ending September 2017	2,087	→
Quarter ending December 2017	2,118	→
<b>Variance since December 2016</b>	<b>13.3%</b>	<b>↑</b>



### ACTIVITY

Cumulative percentage of contracted UDA delivered 2017 & 2018



Month	Adjusted Scheduled Activity (UDA)	
	2017	2018
April	-252	301
May	257	857
June	688	1,313
July	1,336	1,915
August	1,935	2,254
September	2,615	2,862
October	3,226	3,319
November	3,851	3,844
December	4,401	4,415
January	5,030	
February	5,502	
March	6,225	
April	6,423	
May	6,425	
June	6,425	

### QUALITY

	Quantity	Base Number	Contract	AT	Region	England
% of FP17s for the same patient ID Re-attending within 3 months - Children	31	532	5.8%	12.4%	12.9%	12.0%
% of FP17s for the same patient ID Re-attending within 3 months - Adults	103	997	10.3%	16.8%	16.5%	15.9%
% of FP17s for the same patient ID Re-attending between 3 & 9 months - Children	144	532	27.1%	57.3%	59.6%	58.0%
% of FP17s for the same patient ID Re-attending between 3 & 9 months - Adults	296	997	29.7%	50.6%	52.8%	50.5%
% of FP17s for Band 1 Urgent Courses	161	1,461	11.0%	10.2%	9.1%	9.0%
% of FP17s Relating to Free Repair or Replacements	0	1,461	0.0%	0.9%	1.0%	0.8%
% of FP17s Relating to Continuations	0	1,461	0.0%	1.0%	1.2%	1.1%
% of Patients satisfied with the dentistry they have received	4	4	N/A	91.8%	91.6%	91.5%
% of Patients satisfied with the time they had to wait for an appointment	3	4	N/A	88.2%	88.3%	87.9%

\* This is based on patients treated on this contract for their most recent course of treatment. Figures in italics indicate the base number of FP17s or Patient Questionnaire responses are less than 100. N/A is shown where the base number of responses is less than 10 during the period. % is calculated as Quantity/Base number\*100

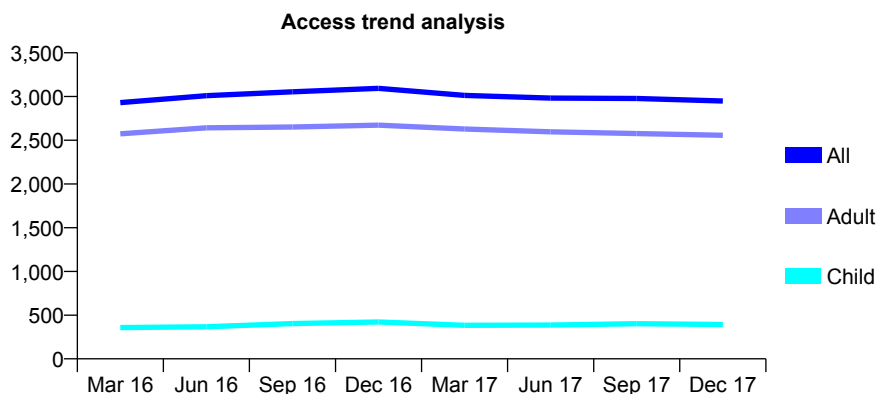
## Q46 - Vital Signs At a Glance Contract Report for 145424/0001 - December 2017

Name or company name	Goose Green Dental Practice
Contract type name	GDS Contract
Purpose of contract	General
Contract start date	24/07/2013
Contract end date	

17/18 Contracted general activity (UDA)	8,214
Carry forward general activity (UDA)	-164
17/18 Contracted orthodontic activity (UOA)	0
Carry forward orthodontic activity (UOA)	0
Baseline contract value	£203,098.97

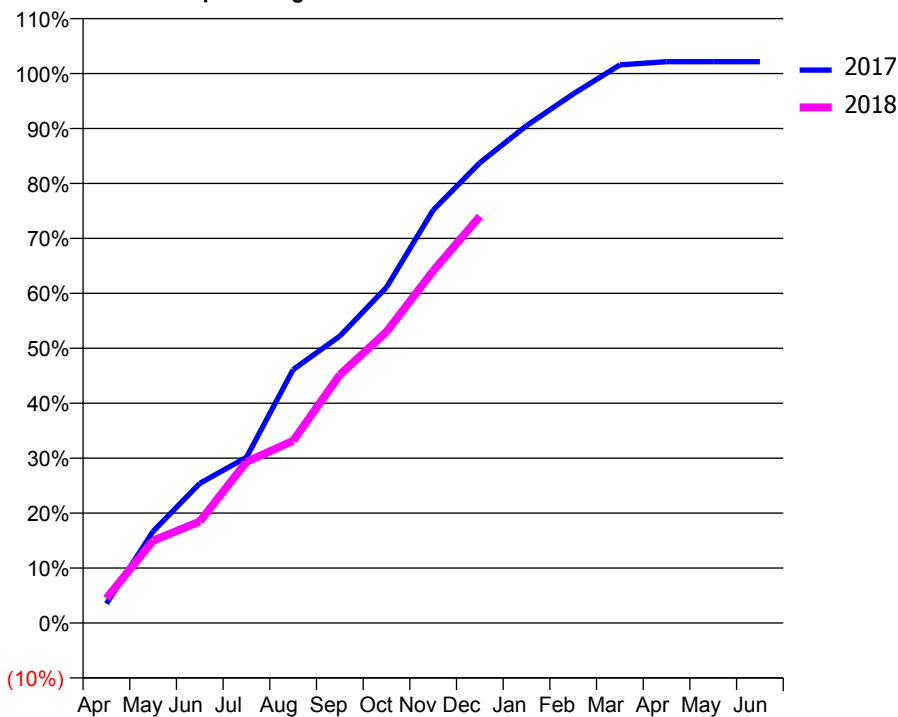
### ACCESS\*

Patients seen in 24 months	Total	Change since previous quarter
Quarter ending December 2016	3,093	
Quarter ending March 2017	3,012	↓
Quarter ending June 2017	2,983	→
Quarter ending September 2017	2,978	→
Quarter ending December 2017	2,949	→
<b>Variance since December 2016</b>	<b>(4.7%)</b>	<b>↓</b>



### ACTIVITY

Cumulative percentage of contracted UDA delivered 2017 & 2018



Month	Adjusted Scheduled Activity (UDA)	
	2017	2018
April	291	368
May	1,370	1,231
June	2,089	1,518
July	2,477	2,408
August	3,787	2,724
September	4,289	3,711
October	5,019	4,352
November	6,171	5,264
December	6,880	6,079
January	7,433	
February	7,909	
March	8,343	
April	8,390	
May	8,391	
June	8,391	

### QUALITY

	Quantity	Base Number	Contract	AT	Region	England
% of FP17s for the same patient ID Re-attending within 3 months - Children	9	419	2.1%	12.4%	12.9%	12.0%
% of FP17s for the same patient ID Re-attending within 3 months - Adults	320	2,776	11.5%	16.8%	16.5%	15.9%
% of FP17s for the same patient ID Re-attending between 3 & 9 months - Children	214	419	51.1%	57.3%	59.6%	58.0%
% of FP17s for the same patient ID Re-attending between 3 & 9 months - Adults	1,424	2,776	51.3%	50.6%	52.8%	50.5%
% of FP17s for Band 1 Urgent Courses	208	3,158	6.6%	10.2%	9.1%	9.0%
% of FP17s Relating to Free Repair or Replacements	89	3,158	2.8%	0.9%	1.0%	0.8%
% of FP17s Relating to Continuations	4	3,158	0.1%	1.0%	1.2%	1.1%
% of Patients satisfied with the dentistry they have received	4	4	N/A	91.8%	91.6%	91.5%
% of Patients satisfied with the time they had to wait for an appointment	4	4	N/A	88.2%	88.3%	87.9%

\* This is based on patients treated on this contract for their most recent course of treatment. Figures in italics indicate the base number of FP17s or Patient Questionnaire responses are less than 100. N/A is shown where the base number of responses is less than 10 during the period. % is calculated as Quantity/Base number\*100

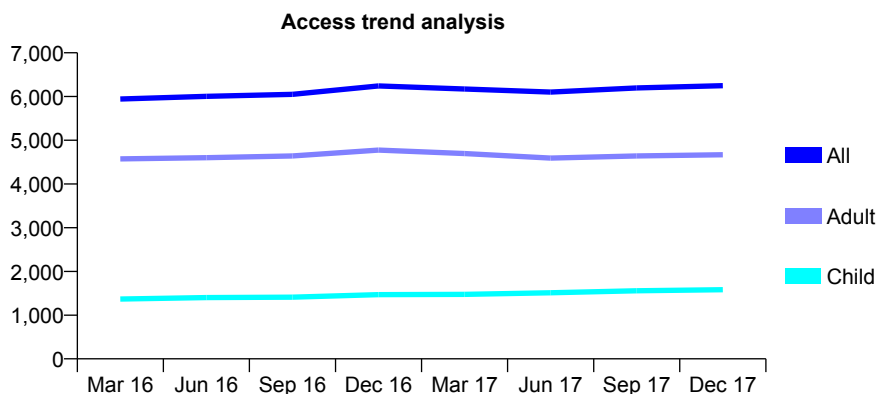
## Q46 - Vital Signs At a Glance Contract Report for 146250/0001 - December 2017

Name or company name	MR MOHAMMED AL-HIMDANI
Contract type name	GDS Contract
Purpose of contract	General
Contract start date	01/10/2009
Contract end date	

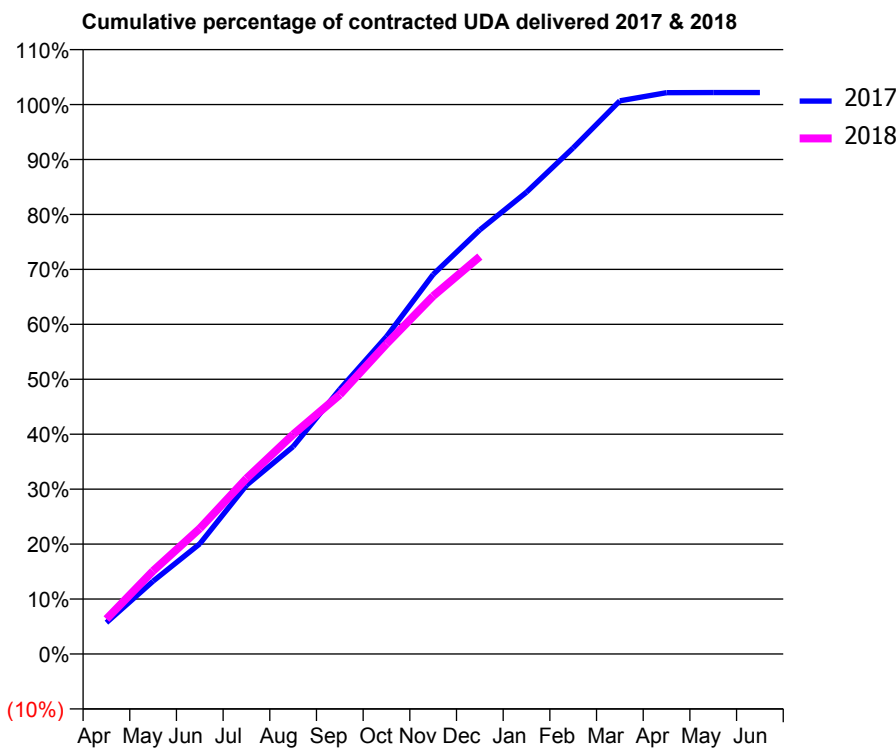
17/18 Contracted general activity (UDA)	15,065
Carry forward general activity (UDA)	-301
17/18 Contracted orthodontic activity (UOA)	0
Carry forward orthodontic activity (UOA)	0
Baseline contract value	£472,001.97

### ACCESS\*

Patients seen in 24 months	Total	Change since previous quarter
Quarter ending December 2016	6,243	
Quarter ending March 2017	6,171	↓
Quarter ending June 2017	6,102	↓
Quarter ending September 2017	6,196	→
Quarter ending December 2017	6,247	→
<b>Variance since December 2016</b>	<b>0.1%</b>	<b>→</b>



### ACTIVITY



Month	Adjusted Scheduled Activity (UDA)	
	2017	2018
April	861	959
May	2,000	2,278
June	3,022	3,441
July	4,626	4,813
August	5,687	6,018
September	7,257	7,110
October	8,702	8,503
November	10,406	9,814
December	11,627	10,896
January	12,661	
February	13,876	
March	15,167	
April	15,389	
May	15,391	
June	15,391	

### QUALITY

	Quantity	Base Number	Contract	AT	Region	England
% of FP17s for the same patient ID Re-attending within 3 months - Children	92	1,414	6.5%	12.4%	12.9%	12.0%
% of FP17s for the same patient ID Re-attending within 3 months - Adults	404	3,420	11.8%	16.8%	16.5%	15.9%
% of FP17s for the same patient ID Re-attending between 3 & 9 months - Children	637	1,414	45.0%	57.3%	59.6%	58.0%
% of FP17s for the same patient ID Re-attending between 3 & 9 months - Adults	1,093	3,420	32.0%	50.6%	52.8%	50.5%
% of FP17s for Band 1 Urgent Courses	466	4,717	9.9%	10.2%	9.1%	9.0%
% of FP17s Relating to Free Repair or Replacements	39	4,717	0.8%	0.9%	1.0%	0.8%
% of FP17s Relating to Continuations	65	4,717	1.4%	1.0%	1.2%	1.1%
% of Patients satisfied with the dentistry they have received	0	0	N/A	91.8%	91.6%	91.5%
% of Patients satisfied with the time they had to wait for an appointment	0	0	N/A	88.2%	88.3%	87.9%

\* This is based on patients treated on this contract for their most recent course of treatment. Figures in italics indicate the base number of FP17s or Patient Questionnaire responses are less than 100. N/A is shown where the base number of responses is less than 10 during the period. % is calculated as Quantity/Base number\*100

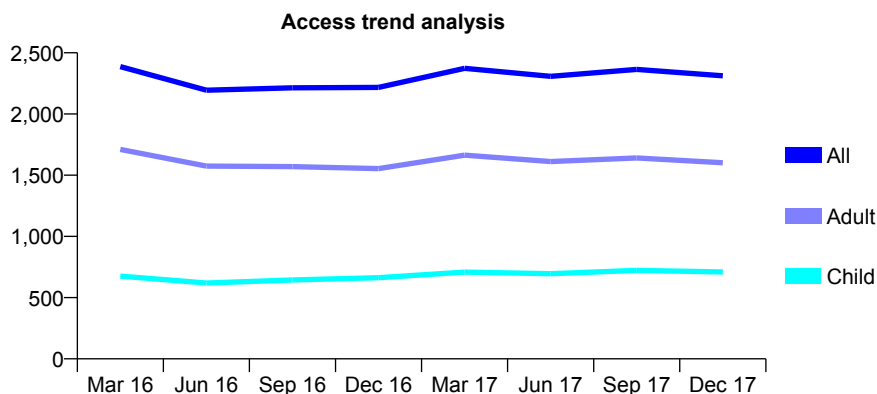
## Q46 - Vital Signs At a Glance Contract Report for 148431/0001 - December 2017

Name or company name	Park House Lees
Contract type name	GDS Contract
Purpose of contract	General
Contract start date	01/04/2013
Contract end date	

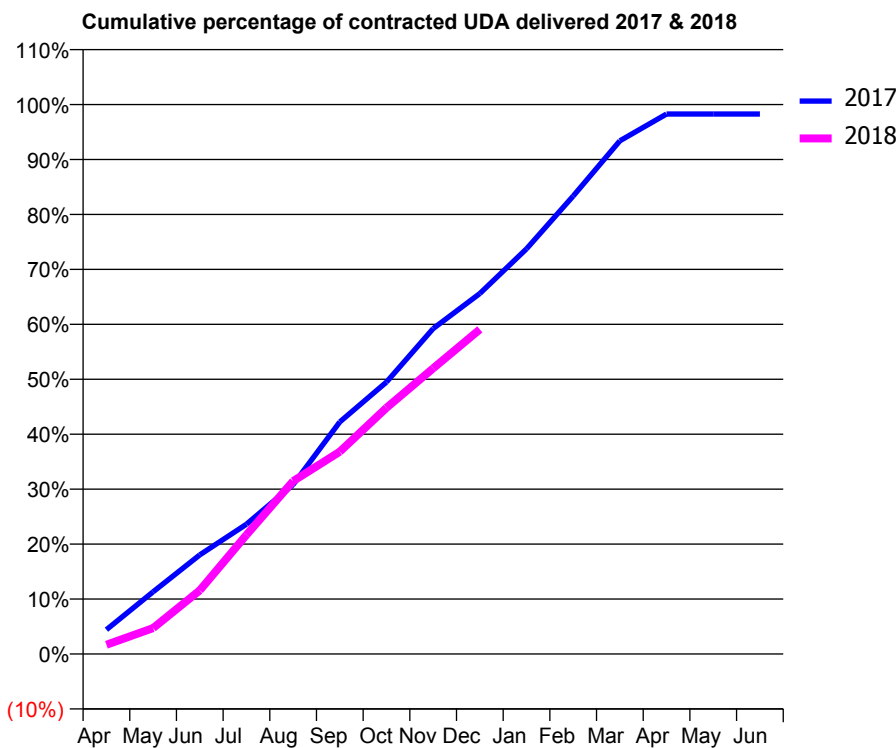
17/18 Contracted general activity (UDA)	11,410
Carry forward general activity (UDA)	198
17/18 Contracted orthodontic activity (UOA)	0
Carry forward orthodontic activity (UOA)	0
Baseline contract value	£326,514.94

### ACCESS\*

Patients seen in 24 months	Total	Change since previous quarter
Quarter ending December 2016	2,217	
Quarter ending March 2017	2,373	↑
Quarter ending June 2017	2,308	↓
Quarter ending September 2017	2,364	↑
Quarter ending December 2017	2,312	↓
<b>Variance since December 2016</b>	<b>4.3%</b>	<b>↑</b>



### ACTIVITY



Month	Adjusted Scheduled Activity (UDA)	
	2017	2018
April	506	193
May	1,291	539
June	2,058	1,321
July	2,695	2,473
August	3,517	3,591
September	4,819	4,202
October	5,647	5,111
November	6,758	5,933
December	7,485	6,740
January	8,414	
February	9,511	
March	10,656	
April	11,212	
May	11,212	
June	11,212	

### QUALITY

	Quantity	Base Number	Contract	AT	Region	England
% of FP17s for the same patient ID Re-attending within 3 months - Children	66	770	8.6%	12.4%	12.9%	12.0%
% of FP17s for the same patient ID Re-attending within 3 months - Adults	212	1,363	15.6%	16.8%	16.5%	15.9%
% of FP17s for the same patient ID Re-attending between 3 & 9 months - Children	466	770	60.5%	57.3%	59.6%	58.0%
% of FP17s for the same patient ID Re-attending between 3 & 9 months - Adults	537	1,363	39.4%	50.6%	52.8%	50.5%
% of FP17s for Band 1 Urgent Courses	111	1,995	5.6%	10.2%	9.1%	9.0%
% of FP17s Relating to Free Repair or Replacements	8	1,995	0.4%	0.9%	1.0%	0.8%
% of FP17s Relating to Continuations	34	1,995	1.7%	1.0%	1.2%	1.1%
% of Patients satisfied with the dentistry they have received	1	1	N/A	91.8%	91.6%	91.5%
% of Patients satisfied with the time they had to wait for an appointment	1	1	N/A	88.2%	88.3%	87.9%

\* This is based on patients treated on this contract for their most recent course of treatment. Figures in italics indicate the base number of FP17s or Patient Questionnaire responses are less than 100. N/A is shown where the base number of responses is less than 10 during the period. % is calculated as Quantity/Base number\*100

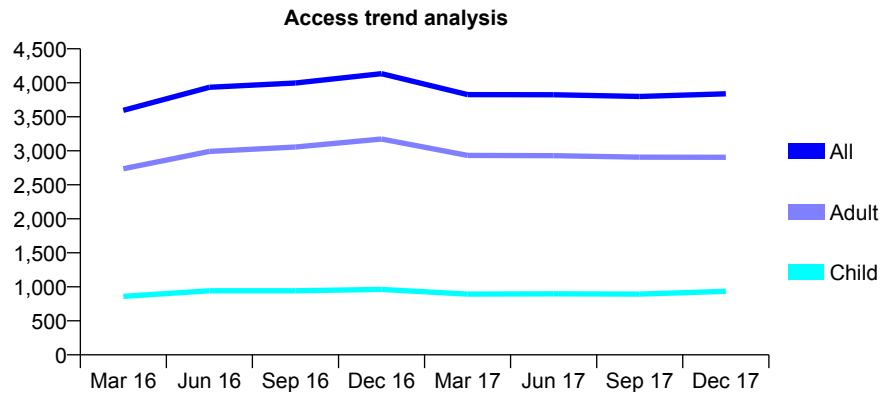
## Q46 - Vital Signs At a Glance Contract Report for 149357/0001 - December 2017

Name or company name	DHS Dental Practices Limited
Contract type name	GDS Contract
Purpose of contract	General
Contract start date	01/11/2010
Contract end date	

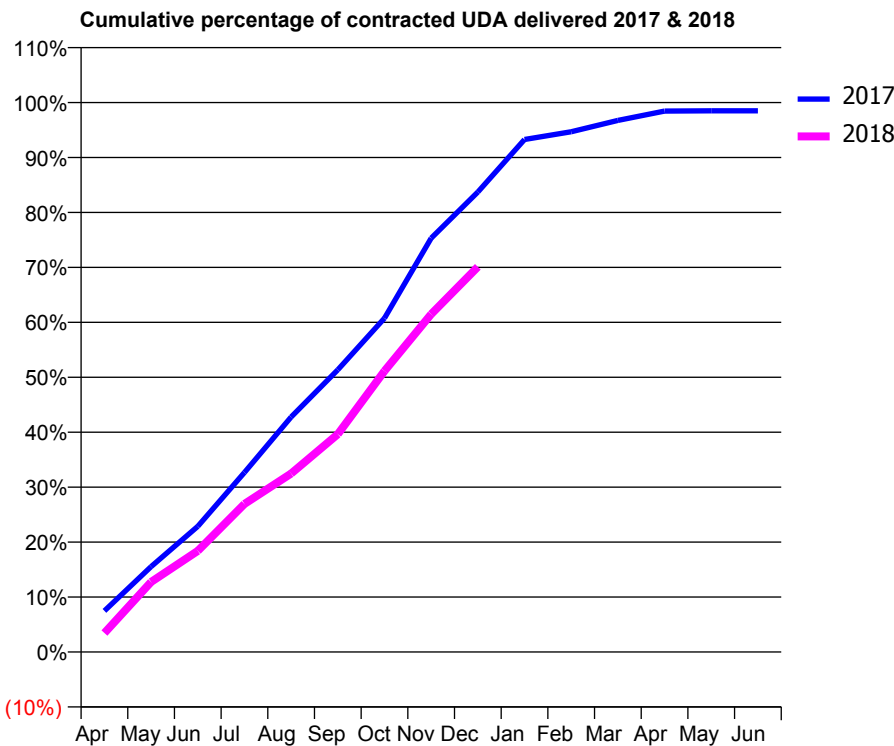
17/18 Contracted general activity (UDA)	10,000
Carry forward general activity (UDA)	150
17/18 Contracted orthodontic activity (UOA)	0
Carry forward orthodontic activity (UOA)	0
Baseline contract value	£301,011.60

### ACCESS\*

Patients seen in 24 months	Total	Change since previous quarter
Quarter ending December 2016	4,135	
Quarter ending March 2017	3,826	↓
Quarter ending June 2017	3,825	→
Quarter ending September 2017	3,799	→
Quarter ending December 2017	3,838	→
<b>Variance since December 2016</b>	<b>(7.2%)</b>	<b>↓</b>



### ACTIVITY



Month	Adjusted Scheduled Activity (UDA)	
	2017	2018
April	748	347
May	1,554	1,276
June	2,288	1,840
July	3,266	2,695
August	4,276	3,249
September	5,136	3,965
October	6,075	5,114
November	7,531	6,149
December	8,371	7,009
January	9,327	
February	9,468	
March	9,675	
April	9,844	
May	9,848	
June	9,850	

### QUALITY

	Quantity	Base Number	Contract	AT	Region	England
% of FP17s for the same patient ID Re-attending within 3 months - Children	56	950	5.9%	12.4%	12.9%	12.0%
% of FP17s for the same patient ID Re-attending within 3 months - Adults	367	2,709	13.5%	16.8%	16.5%	15.9%
% of FP17s for the same patient ID Re-attending between 3 & 9 months - Children	413	950	43.5%	57.3%	59.6%	58.0%
% of FP17s for the same patient ID Re-attending between 3 & 9 months - Adults	1,109	2,709	40.9%	50.6%	52.8%	50.5%
% of FP17s for Band 1 Urgent Courses	299	3,546	8.4%	10.2%	9.1%	9.0%
% of FP17s Relating to Free Repair or Replacements	13	3,546	0.4%	0.9%	1.0%	0.8%
% of FP17s Relating to Continuations	43	3,546	1.2%	1.0%	1.2%	1.1%
% of Patients satisfied with the dentistry they have received	3	3	N/A	91.8%	91.6%	91.5%
% of Patients satisfied with the time they had to wait for an appointment	3	3	N/A	88.2%	88.3%	87.9%

\* This is based on patients treated on this contract for their most recent course of treatment. Figures in italics indicate the base number of FP17s or Patient Questionnaire responses are less than 100. N/A is shown where the base number of responses is less than 10 during the period. % is calculated as Quantity/Base number\*100

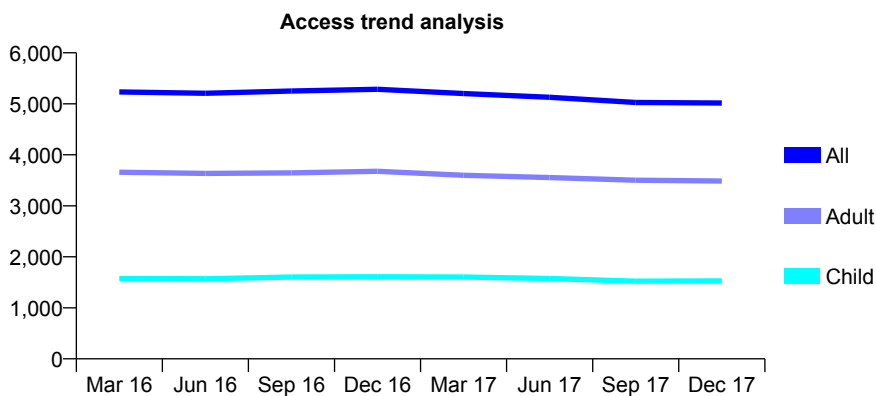
## Q46 - Vital Signs At a Glance Contract Report for 150177/0001 - December 2017

Name or company name	G & L Askins Ltd
Contract type name	GDS Contract
Purpose of contract	General
Contract start date	06/12/2010
Contract end date	

17/18 Contracted general activity (UDA)	16,498
Carry forward general activity (UDA)	111
17/18 Contracted orthodontic activity (UOA)	0
Carry forward orthodontic activity (UOA)	0
Baseline contract value	£409,905.48

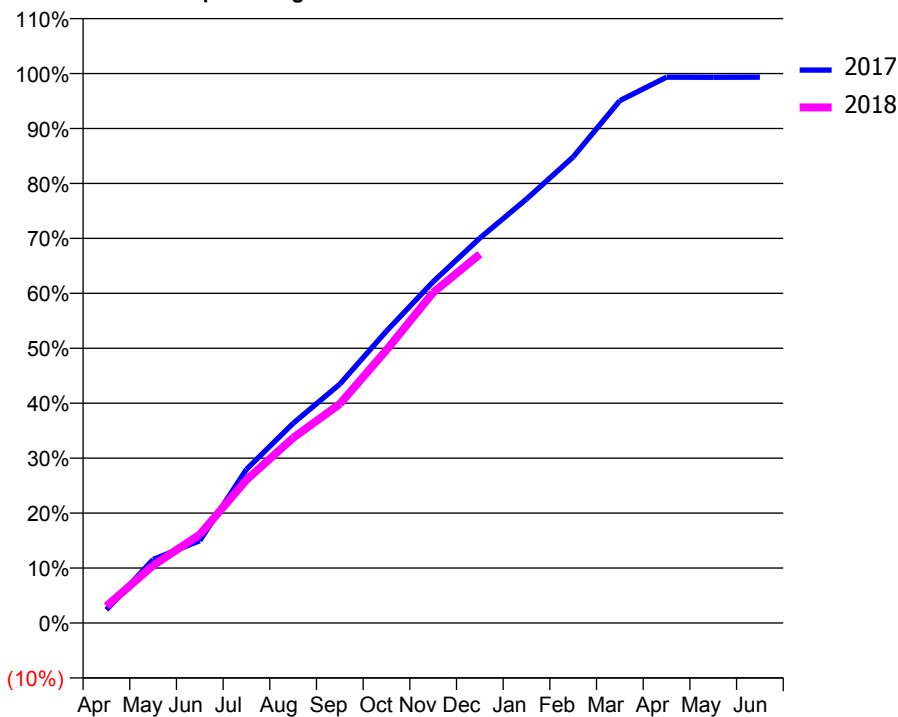
### ACCESS\*

Patients seen in 24 months	Total	Change since previous quarter
Quarter ending December 2016	5,286	
Quarter ending March 2017	5,202	↓
Quarter ending June 2017	5,129	↓
Quarter ending September 2017	5,025	↓
Quarter ending December 2017	5,015	→
<b>Variance since December 2016</b>	<b>(5.1%)</b>	<b>↓</b>



### ACTIVITY

Cumulative percentage of contracted UDA delivered 2017 & 2018



Month	Adjusted Scheduled Activity (UDA)	
	2017	2018
April	397	506
May	1,906	1,727
June	2,470	2,655
July	4,616	4,296
August	5,995	5,557
September	7,172	6,577
October	8,766	8,197
November	10,249	9,922
December	11,558	11,072
January	12,729	
February	13,996	
March	15,685	
April	16,390	
May	16,383	
June	16,387	

### QUALITY

	Quantity	Base Number	Contract	AT	Region	England
% of FP17s for the same patient ID Re-attending within 3 months - Children	153	1,794	8.5%	12.4%	12.9%	12.0%
% of FP17s for the same patient ID Re-attending within 3 months - Adults	540	3,953	13.7%	16.8%	16.5%	15.9%
% of FP17s for the same patient ID Re-attending between 3 & 9 months - Children	1,153	1,794	64.3%	57.3%	59.6%	58.0%
% of FP17s for the same patient ID Re-attending between 3 & 9 months - Adults	2,363	3,953	59.8%	50.6%	52.8%	50.5%
% of FP17s for Band 1 Urgent Courses	324	5,431	6.0%	10.2%	9.1%	9.0%
% of FP17s Relating to Free Repair or Replacements	54	5,431	1.0%	0.9%	1.0%	0.8%
% of FP17s Relating to Continuations	23	5,431	0.4%	1.0%	1.2%	1.1%
% of Patients satisfied with the dentistry they have received	4	5	N/A	91.8%	91.6%	91.5%
% of Patients satisfied with the time they had to wait for an appointment	4	5	N/A	88.2%	88.3%	87.9%

\* This is based on patients treated on this contract for their most recent course of treatment. Figures in italics indicate the base number of FP17s or Patient Questionnaire responses are less than 100. N/A is shown where the base number of responses is less than 10 during the period. % is calculated as Quantity/Base number\*100



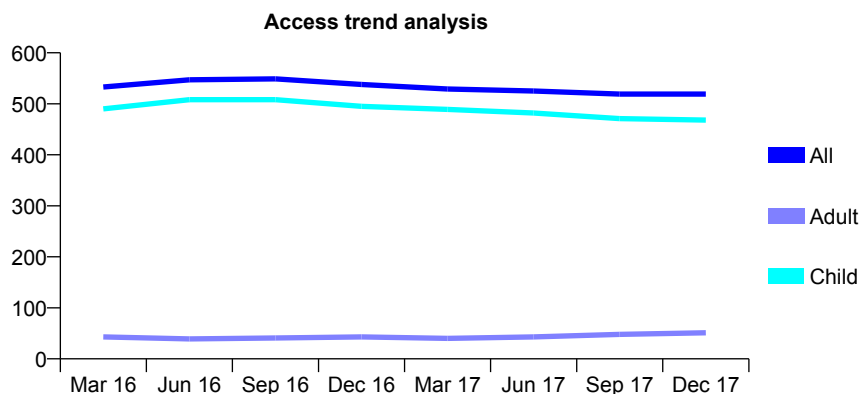
## Q46 - Vital Signs At a Glance Contract Report for 150657/0001 - December 2017

Name or company name	Harwood Dental Care
Contract type name	GDS Contract
Purpose of contract	General
Contract start date	01/09/2013
Contract end date	

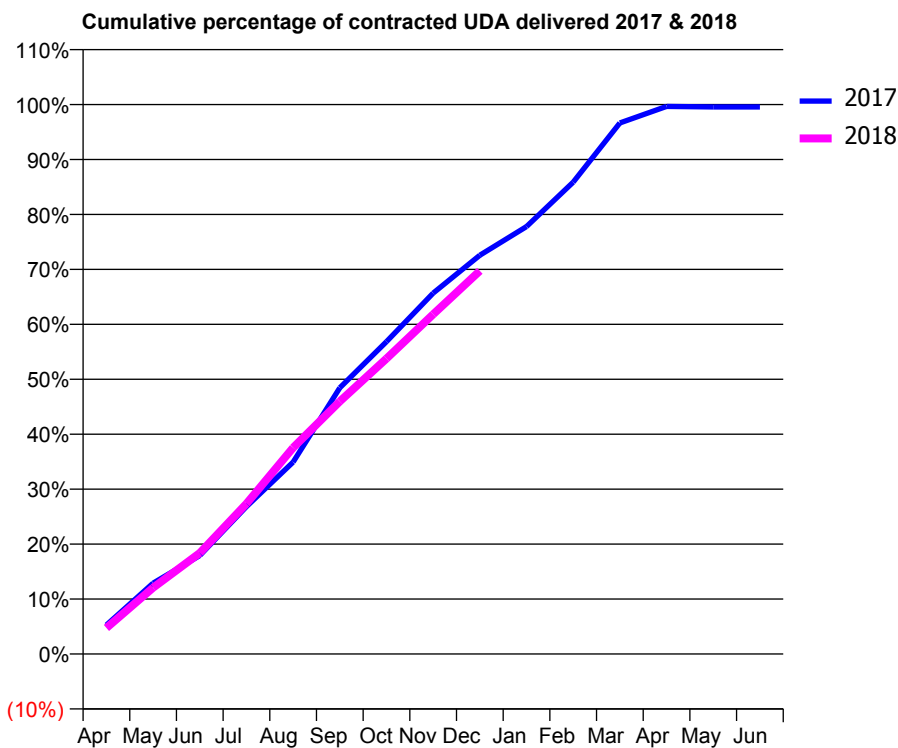
17/18 Contracted general activity (UDA)	1,100
Carry forward general activity (UDA)	5
17/18 Contracted orthodontic activity (UOA)	0
Carry forward orthodontic activity (UOA)	0
Baseline contract value	£20,173.24

### ACCESS\*

Patients seen in 24 months	Total	Change since previous quarter
Quarter ending December 2016	538	
Quarter ending March 2017	529	↓
Quarter ending June 2017	525	→
Quarter ending September 2017	519	↓
Quarter ending December 2017	519	→
<b>Variance since December 2016</b>	<b>(3.5%)</b>	<b>↓</b>



### ACTIVITY



Month	Adjusted Scheduled Activity (UDA)	
	2017	2018
April	58	52
May	142	133
June	197	202
July	295	301
August	384	413
September	533	506
October	625	591
November	722	680
December	798	767
January	856	
February	945	
March	1,063	
April	1,096	
May	1,095	
June	1,095	

### QUALITY

	Quantity	Base Number	Contract	AT	Region	England
% of FP17s for the same patient ID Re-attending within 3 months - Children	39	580	6.7%	12.4%	12.9%	12.0%
% of FP17s for the same patient ID Re-attending within 3 months - Adults	0	17	0.0%	16.8%	16.5%	15.9%
% of FP17s for the same patient ID Re-attending between 3 & 9 months - Children	435	580	75.0%	57.3%	59.6%	58.0%
% of FP17s for the same patient ID Re-attending between 3 & 9 months - Adults	12	17	70.6%	50.6%	52.8%	50.5%
% of FP17s for Band 1 Urgent Courses	30	572	5.2%	10.2%	9.1%	9.0%
% of FP17s Relating to Free Repair or Replacements	0	572	0.0%	0.9%	1.0%	0.8%
% of FP17s Relating to Continuations	0	572	0.0%	1.0%	1.2%	1.1%
% of Patients satisfied with the dentistry they have received	2	2	N/A	91.8%	91.6%	91.5%
% of Patients satisfied with the time they had to wait for an appointment	2	2	N/A	88.2%	88.3%	87.9%

\* This is based on patients treated on this contract for their most recent course of treatment. Figures in italics indicate the base number of FP17s or Patient Questionnaire responses are less than 100. N/A is shown where the base number of responses is less than 10 during the period. % is calculated as Quantity/Base number\*100

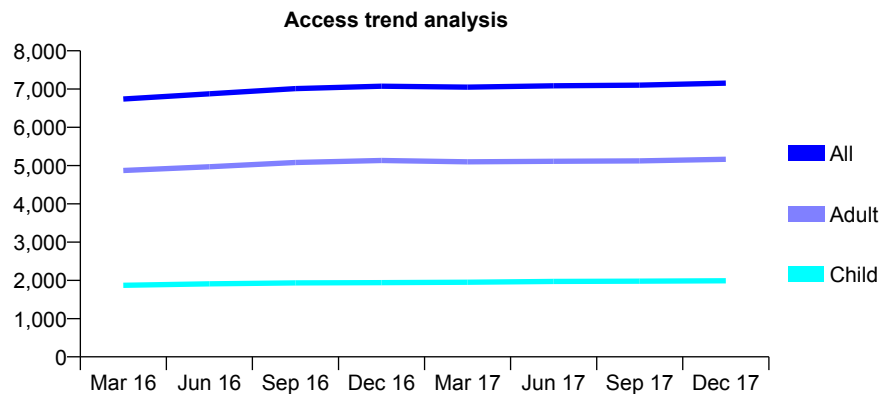
## Q46 - Vital Signs At a Glance Contract Report for 151106/0001 - December 2017

Name or company name	Langley Dental Practice Ltd
Contract type name	GDS Contract
Purpose of contract	General
Contract start date	01/04/2008
Contract end date	

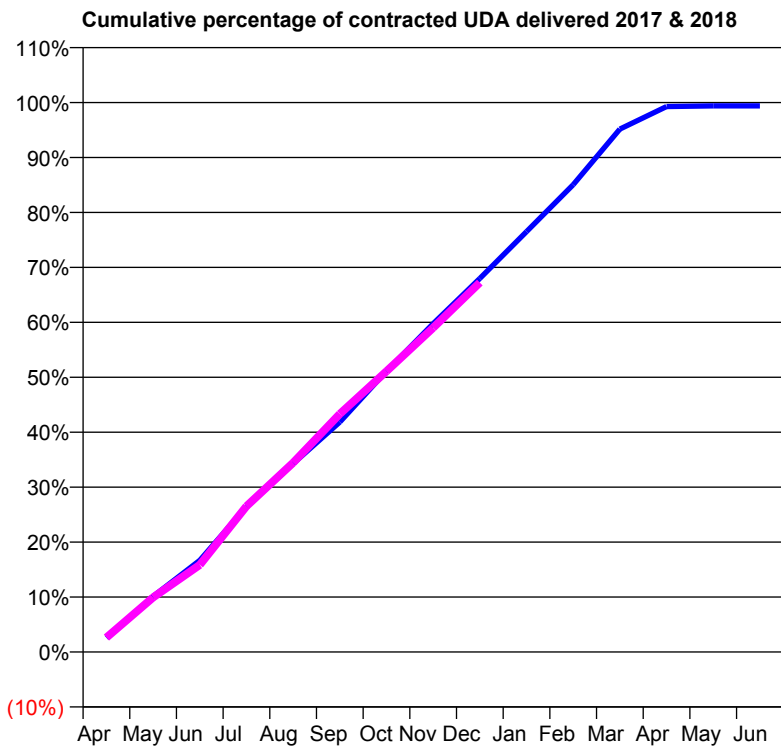
17/18 Contracted general activity (UDA)	20,092
Carry forward general activity (UDA)	123
17/18 Contracted orthodontic activity (UOA)	0
Carry forward orthodontic activity (UOA)	0
Baseline contract value	£570,771.17

### ACCESS\*

Patients seen in 24 months	Total	Change since previous quarter
Quarter ending December 2016	7,073	
Quarter ending March 2017	7,051	→
Quarter ending June 2017	7,085	→
Quarter ending September 2017	7,102	→
Quarter ending December 2017	7,153	→
<b>Variance since December 2016</b>	<b>1.1%</b>	<b>→</b>



### ACTIVITY



Month	Adjusted Scheduled Activity (UDA)	
	2017	2018
April	520	531
May	2,036	1,998
June	3,352	3,188
July	5,316	5,333
August	6,887	6,921
September	8,411	8,708
October	10,270	10,268
November	12,008	11,854
December	13,660	13,507
January	15,370	
February	17,085	
March	19,120	
April	19,944	
May	19,967	
June	19,969	

### QUALITY

	Quantity	Base Number	Contract	AT	Region	England
% of FP17s for the same patient ID Re-attending within 3 months - Children	271	2,419	11.2%	12.4%	12.9%	12.0%
% of FP17s for the same patient ID Re-attending within 3 months - Adults	768	5,571	13.8%	16.8%	16.5%	15.9%
% of FP17s for the same patient ID Re-attending between 3 & 9 months - Children	1,499	2,419	62.0%	57.3%	59.6%	58.0%
% of FP17s for the same patient ID Re-attending between 3 & 9 months - Adults	3,359	5,571	60.3%	50.6%	52.8%	50.5%
% of FP17s for Band 1 Urgent Courses	469	6,986	6.7%	10.2%	9.1%	9.0%
% of FP17s Relating to Free Repair or Replacements	63	6,986	0.9%	0.9%	1.0%	0.8%
% of FP17s Relating to Continuations	69	6,986	1.0%	1.0%	1.2%	1.1%
% of Patients satisfied with the dentistry they have received	6	6	N/A	91.8%	91.6%	91.5%
% of Patients satisfied with the time they had to wait for an appointment	5	6	N/A	88.2%	88.3%	87.9%

\* This is based on patients treated on this contract for their most recent course of treatment. Figures in italics indicate the base number of FP17s or Patient Questionnaire responses are less than 100. N/A is shown where the base number of responses is less than 10 during the period. % is calculated as Quantity/Base number\*100

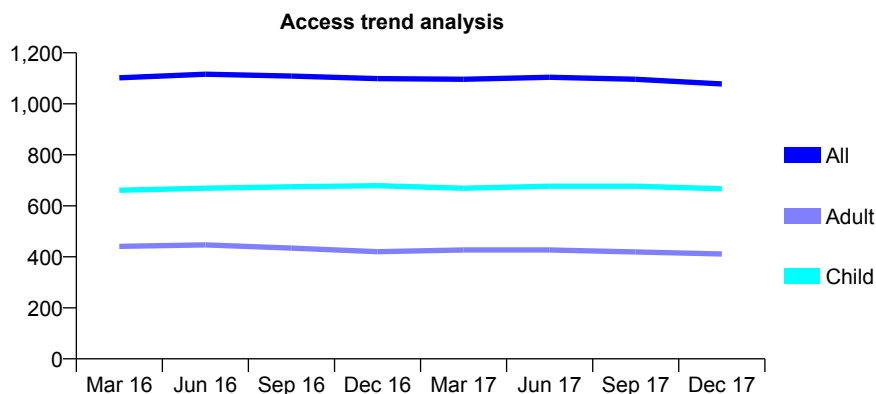
## Q46 - Vital Signs At a Glance Contract Report for 151262/0001 - December 2017

Name or company name	The Cottage Dental Practice
Contract type name	GDS Contract
Purpose of contract	General
Contract start date	01/05/2014
Contract end date	

17/18 Contracted general activity (UDA)	3,600
Carry forward general activity (UDA)	0
17/18 Contracted orthodontic activity (UOA)	0
Carry forward orthodontic activity (UOA)	0
Baseline contract value	£91,619.74

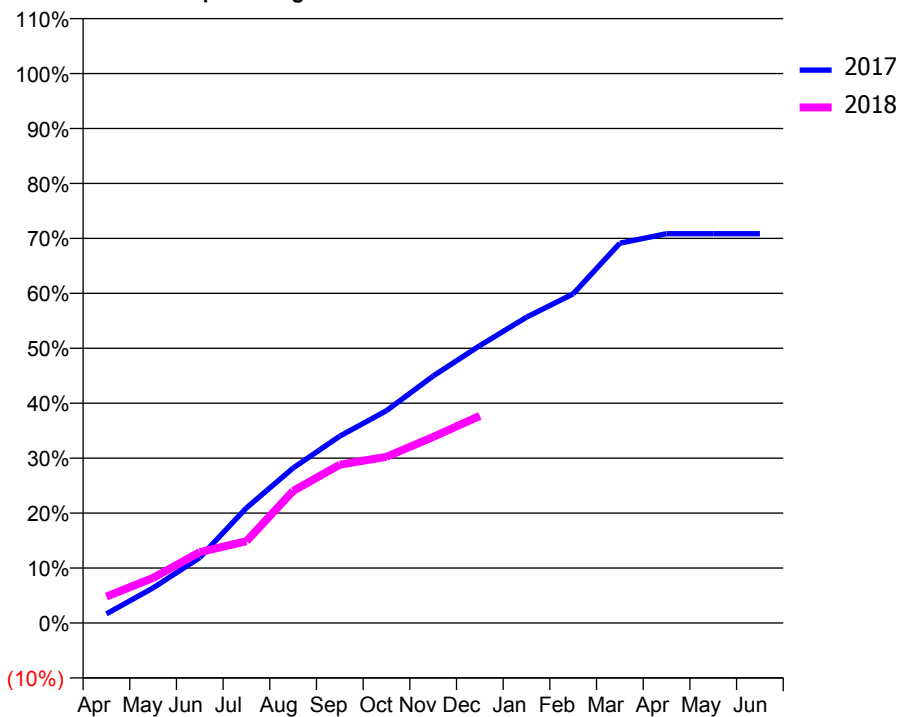
### ACCESS\*

Patients seen in 24 months	Total	Change since previous quarter
Quarter ending December 2016	1,099	
Quarter ending March 2017	1,096	→
Quarter ending June 2017	1,104	→
Quarter ending September 2017	1,096	→
Quarter ending December 2017	1,078	↓
<b>Variance since December 2016</b>	<b>(1.9%)</b>	<b>↓</b>



### ACTIVITY

Cumulative percentage of contracted UDA delivered 2017 & 2018



Month	Adjusted Scheduled Activity (UDA)	
	2017	2018
April	60	173
May	230	296
June	428	465
July	754	536
August	1,015	866
September	1,225	1,038
October	1,391	1,089
November	1,618	1,219
December	1,817	1,357
January	2,003	
February	2,157	
March	2,488	
April	2,551	
May	2,551	
June	2,551	

### QUALITY

	Quantity	Base Number	Contract	AT	Region	England
% of FP17s for the same patient ID Re-attending within 3 months - Children	41	663	6.2%	12.4%	12.9%	12.0%
% of FP17s for the same patient ID Re-attending within 3 months - Adults	23	258	8.9%	16.8%	16.5%	15.9%
% of FP17s for the same patient ID Re-attending between 3 & 9 months - Children	463	663	69.8%	57.3%	59.6%	58.0%
% of FP17s for the same patient ID Re-attending between 3 & 9 months - Adults	159	258	61.6%	50.6%	52.8%	50.5%
% of FP17s for Band 1 Urgent Courses	34	881	3.9%	10.2%	9.1%	9.0%
% of FP17s Relating to Free Repair or Replacements	0	881	0.0%	0.9%	1.0%	0.8%
% of FP17s Relating to Continuations	18	881	2.0%	1.0%	1.2%	1.1%
% of Patients satisfied with the dentistry they have received	3	3	N/A	91.8%	91.6%	91.5%
% of Patients satisfied with the time they had to wait for an appointment	3	3	N/A	88.2%	88.3%	87.9%

\* This is based on patients treated on this contract for their most recent course of treatment. Figures in italics indicate the base number of FP17s or Patient Questionnaire responses are less than 100. N/A is shown where the base number of responses is less than 10 during the period. % is calculated as Quantity/Base number\*100

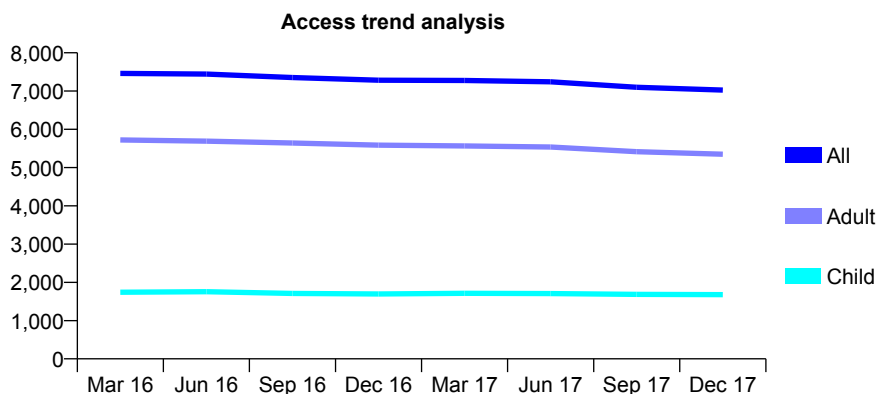
## Q46 - Vital Signs At a Glance Contract Report for 151882/0001 - December 2017

Name or company name	IDH 450 Limited
Contract type name	GDS Contract
Purpose of contract	General
Contract start date	01/10/2008
Contract end date	

17/18 Contracted general activity (UDA)	25,069
Carry forward general activity (UDA)	0
17/18 Contracted orthodontic activity (UOA)	0
Carry forward orthodontic activity (UOA)	0
Baseline contract value	£787,044.59

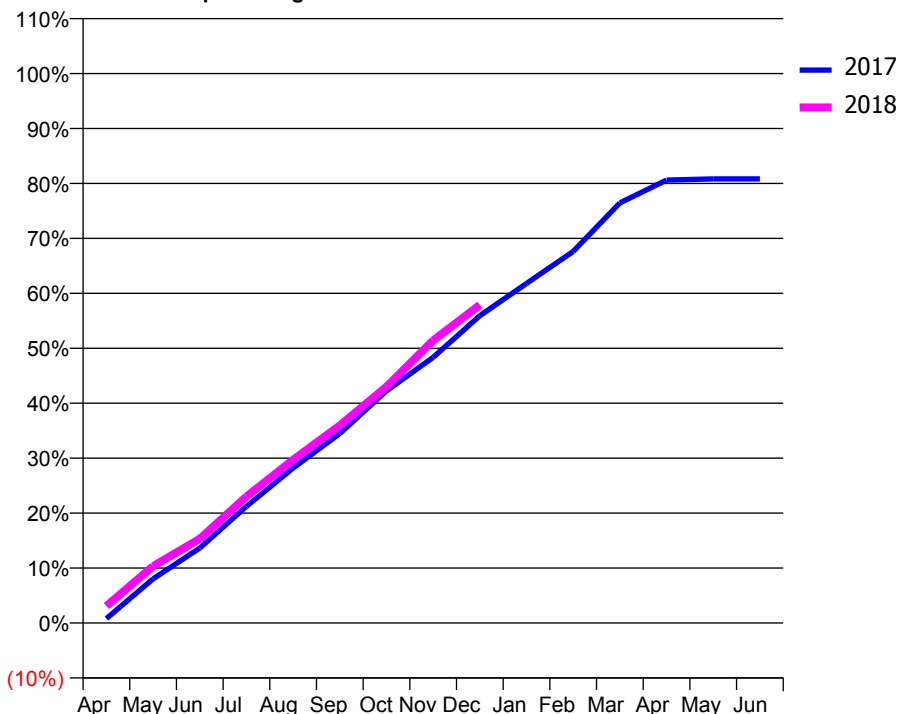
### ACCESS\*

Patients seen in 24 months	Total	Change since previous quarter
Quarter ending December 2016	7,282	
Quarter ending March 2017	7,277	→
Quarter ending June 2017	7,243	→
Quarter ending September 2017	7,100	↓
Quarter ending December 2017	7,026	↓
<b>Variance since December 2016</b>	<b>(3.5%)</b>	<b>↓</b>



### ACTIVITY

Cumulative percentage of contracted UDA delivered 2017 & 2018



Month	Adjusted Scheduled Activity (UDA)	
	2017	2018
April	202	775
May	2,015	2,597
June	3,421	3,843
July	5,324	5,768
August	7,074	7,452
September	8,649	9,010
October	10,596	10,782
November	12,122	12,897
December	14,022	14,511
January	15,492	
February	16,952	
March	19,166	
April	20,207	
May	20,262	
June	20,264	

### QUALITY

	Quantity	Base Number	Contract	AT	Region	England
% of FP17s for the same patient ID Re-attending within 3 months - Children	131	1,651	7.9%	12.4%	12.9%	12.0%
% of FP17s for the same patient ID Re-attending within 3 months - Adults	819	5,435	15.1%	16.8%	16.5%	15.9%
% of FP17s for the same patient ID Re-attending between 3 & 9 months - Children	860	1,651	52.1%	57.3%	59.6%	58.0%
% of FP17s for the same patient ID Re-attending between 3 & 9 months - Adults	2,887	5,435	53.1%	50.6%	52.8%	50.5%
% of FP17s for Band 1 Urgent Courses	535	6,606	8.1%	10.2%	9.1%	9.0%
% of FP17s Relating to Free Repair or Replacements	92	6,606	1.4%	0.9%	1.0%	0.8%
% of FP17s Relating to Continuations	136	6,606	2.1%	1.0%	1.2%	1.1%
% of Patients satisfied with the dentistry they have received	6	6	N/A	91.8%	91.6%	91.5%
% of Patients satisfied with the time they had to wait for an appointment	3	6	N/A	88.2%	88.3%	87.9%

\* This is based on patients treated on this contract for their most recent course of treatment. Figures in italics indicate the base number of FP17s or Patient Questionnaire responses are less than 100. N/A is shown where the base number of responses is less than 10 during the period. % is calculated as Quantity/Base number\*100

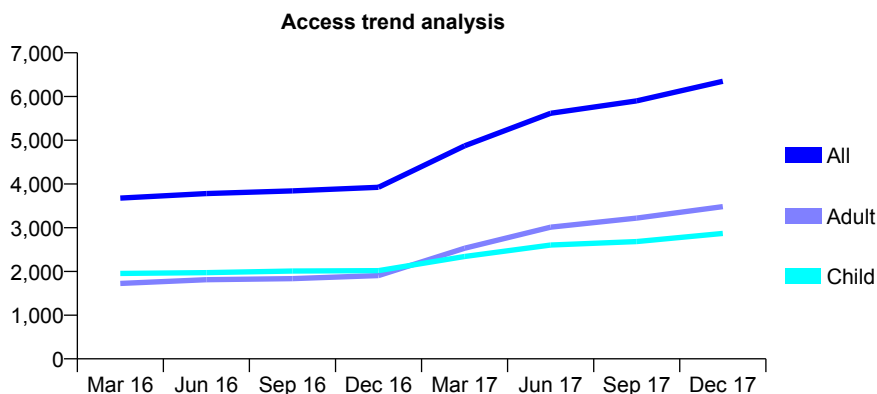
## Q46 - Vital Signs At a Glance Contract Report for 152196/0001 - December 2017

Name or company name	Ahmad and Saleem Partners Ltd
Contract type name	GDS Contract
Purpose of contract	General
Contract start date	01/08/2014
Contract end date	

17/18 Contracted general activity (UDA)	16,459
Carry forward general activity (UDA)	621
17/18 Contracted orthodontic activity (UOA)	0
Carry forward orthodontic activity (UOA)	0
Baseline contract value	£615,682.16

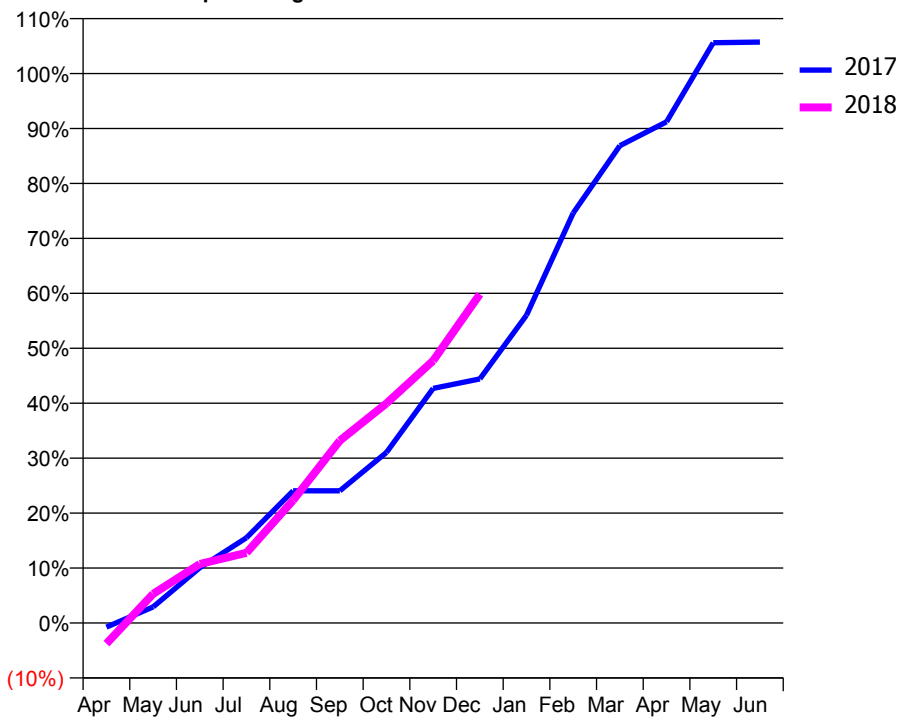
### ACCESS\*

Patients seen in 24 months	Total	Change since previous quarter
Quarter ending December 2016	3,924	
Quarter ending March 2017	4,872	↑
Quarter ending June 2017	5,616	↑
Quarter ending September 2017	5,901	↑
Quarter ending December 2017	6,349	↑
<b>Variance since December 2016</b>	<b>61.8%</b>	<b>↑</b>



### ACTIVITY

Cumulative percentage of contracted UDA delivered 2017 & 2018



Month	Adjusted Scheduled Activity (UDA)	
	2017	2018
April	-91	-621
May	352	872
June	1,205	1,769
July	1,860	2,104
August	2,884	3,675
September	2,884	5,461
October	3,725	6,579
November	5,120	7,857
December	5,326	9,846
January	6,716	
February	8,945	
March	10,417	
April	10,937	
May	12,661	
June	12,675	

### QUALITY

	Quantity	Base Number	Contract	AT	Region	England
% of FP17s for the same patient ID Re-attending within 3 months - Children	304	3,700	8.2%	12.4%	12.9%	12.0%
% of FP17s for the same patient ID Re-attending within 3 months - Adults	599	4,364	13.7%	16.8%	16.5%	15.9%
% of FP17s for the same patient ID Re-attending between 3 & 9 months - Children	2,220	3,700	60.0%	57.3%	59.6%	58.0%
% of FP17s for the same patient ID Re-attending between 3 & 9 months - Adults	2,304	4,364	52.8%	50.6%	52.8%	50.5%
% of FP17s for Band 1 Urgent Courses	389	5,774	6.7%	10.2%	9.1%	9.0%
% of FP17s Relating to Free Repair or Replacements	4	5,774	0.1%	0.9%	1.0%	0.8%
% of FP17s Relating to Continuations	56	5,774	1.0%	1.0%	1.2%	1.1%
% of Patients satisfied with the dentistry they have received	4	4	N/A	91.8%	91.6%	91.5%
% of Patients satisfied with the time they had to wait for an appointment	4	4	N/A	88.2%	88.3%	87.9%

\* This is based on patients treated on this contract for their most recent course of treatment. Figures in italics indicate the base number of FP17s or Patient Questionnaire responses are less than 100. N/A is shown where the base number of responses is less than 10 during the period. % is calculated as Quantity/Base number\*100

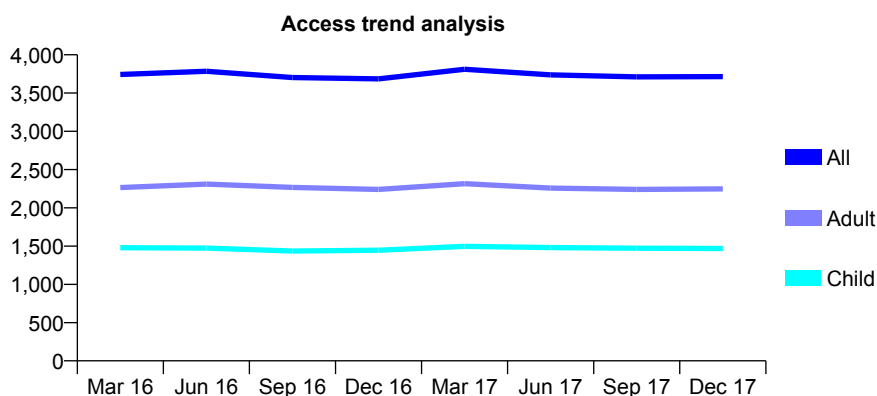
## Q46 - Vital Signs At a Glance Contract Report for 152196/0003 - December 2017

Name or company name	Ahmad and Saleem Partners Ltd
Contract type name	GDS Contract
Purpose of contract	General
Contract start date	01/08/2014
Contract end date	

17/18 Contracted general activity (UDA)	12,721
Carry forward general activity (UDA)	-254
17/18 Contracted orthodontic activity (UOA)	0
Carry forward orthodontic activity (UOA)	0
Baseline contract value	£318,063.92

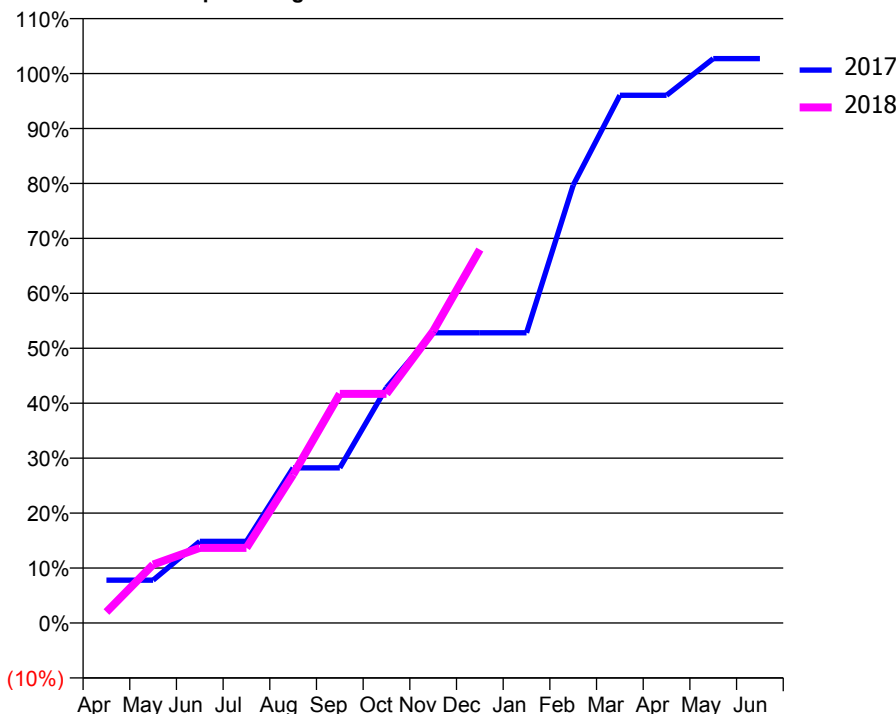
### ACCESS\*

Patients seen in 24 months	Total	Change since previous quarter
Quarter ending December 2016	3,686	
Quarter ending March 2017	3,811	↑
Quarter ending June 2017	3,738	↓
Quarter ending September 2017	3,712	→
Quarter ending December 2017	3,715	→
<b>Variance since December 2016</b>	<b>0.8%</b>	<b>→</b>



### ACTIVITY

Cumulative percentage of contracted UDA delivered 2017 & 2018



Month	Adjusted Scheduled Activity (UDA)	
	2017	2018
April	991	254
May	991	1,355
June	1,891	1,738
July	1,891	1,738
August	3,592	3,438
September	3,592	5,306
October	5,449	5,306
November	6,720	6,756
December	6,720	8,645
January	6,720	
February	10,137	
March	12,216	
April	12,216	
May	13,066	
June	13,066	

### QUALITY

	Quantity	Base Number	Contract	AT	Region	England
% of FP17s for the same patient ID Re-attending within 3 months - Children	144	1,982	7.3%	12.4%	12.9%	12.0%
% of FP17s for the same patient ID Re-attending within 3 months - Adults	407	2,674	15.2%	16.8%	16.5%	15.9%
% of FP17s for the same patient ID Re-attending between 3 & 9 months - Children	1,348	1,982	68.0%	57.3%	59.6%	58.0%
% of FP17s for the same patient ID Re-attending between 3 & 9 months - Adults	1,574	2,674	58.9%	50.6%	52.8%	50.5%
% of FP17s for Band 1 Urgent Courses	389	4,176	9.3%	10.2%	9.1%	9.0%
% of FP17s Relating to Free Repair or Replacements	6	4,176	0.1%	0.9%	1.0%	0.8%
% of FP17s Relating to Continuations	24	4,176	0.6%	1.0%	1.2%	1.1%
% of Patients satisfied with the dentistry they have received	0	0	N/A	91.8%	91.6%	91.5%
% of Patients satisfied with the time they had to wait for an appointment	0	0	N/A	88.2%	88.3%	87.9%

\* This is based on patients treated on this contract for their most recent course of treatment. Figures in italics indicate the base number of FP17s or Patient Questionnaire responses are less than 100. N/A is shown where the base number of responses is less than 10 during the period. % is calculated as Quantity/Base number\*100

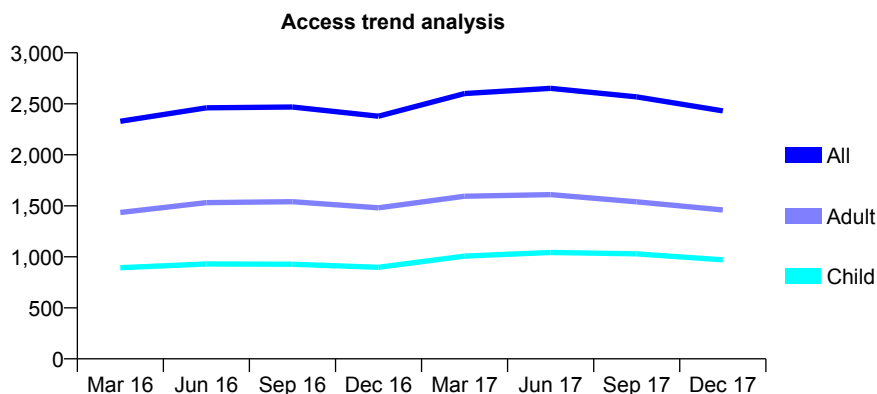
## Q46 - Vital Signs At a Glance Contract Report for 152196/0004 - December 2017

Name or company name	Ahmad and Saleem Partners Ltd
Contract type name	GDS Contract
Purpose of contract	General
Contract start date	01/08/2014
Contract end date	

17/18 Contracted general activity (UDA)	12,000
Carry forward general activity (UDA)	327
17/18 Contracted orthodontic activity (UOA)	0
Carry forward orthodontic activity (UOA)	0
Baseline contract value	£419,850.52

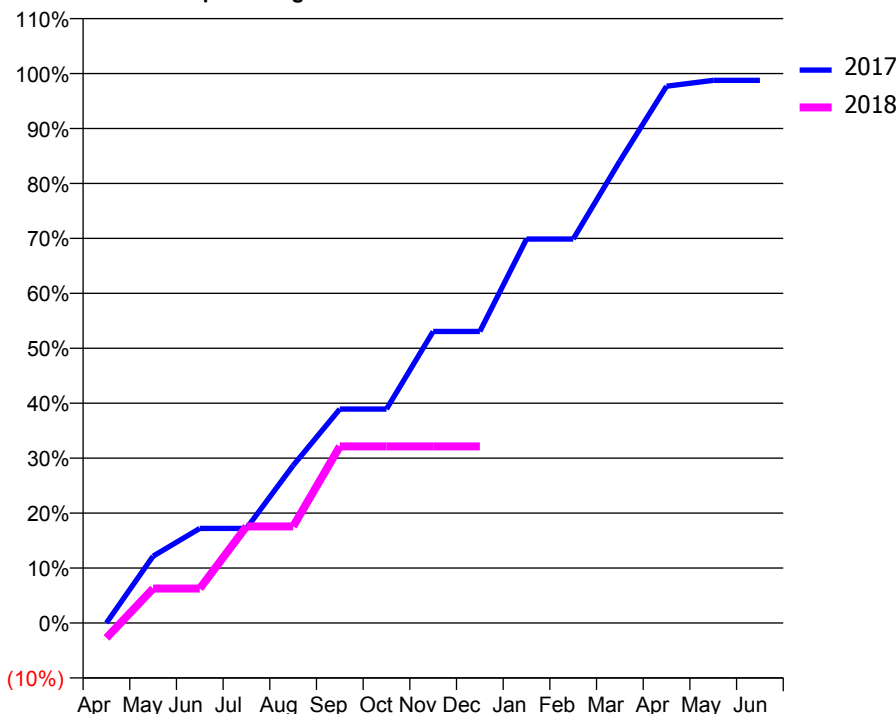
### ACCESS\*

Patients seen in 24 months	Total	Change since previous quarter
Quarter ending December 2016	2,378	
Quarter ending March 2017	2,601	↑
Quarter ending June 2017	2,652	→
Quarter ending September 2017	2,568	↓
Quarter ending December 2017	2,431	↓
<b>Variance since December 2016</b>	<b>2.2%</b>	<b>↑</b>



### ACTIVITY

Cumulative percentage of contracted UDA delivered 2017 & 2018



Month	Adjusted Scheduled Activity (UDA)	
	2017	2018
April	0	-327
May	1,291	754
June	1,825	754
July	1,825	2,110
August	3,041	2,110
September	4,128	3,858
October	4,128	3,858
November	5,625	3,858
December	5,625	3,858
January	7,408	
February	7,408	
March	8,914	
April	10,356	
May	10,471	
June	10,471	

### QUALITY

	Quantity	Base Number	Contract	AT	Region	England
% of FP17s for the same patient ID Re-attending within 3 months - Children	103	1,004	10.3%	12.4%	12.9%	12.0%
% of FP17s for the same patient ID Re-attending within 3 months - Adults	221	1,323	16.7%	16.8%	16.5%	15.9%
% of FP17s for the same patient ID Re-attending between 3 & 9 months - Children	619	1,004	61.7%	57.3%	59.6%	58.0%
% of FP17s for the same patient ID Re-attending between 3 & 9 months - Adults	746	1,323	56.4%	50.6%	52.8%	50.5%
% of FP17s for Band 1 Urgent Courses	139	1,760	7.9%	10.2%	9.1%	9.0%
% of FP17s Relating to Free Repair or Replacements	1	1,760	0.1%	0.9%	1.0%	0.8%
% of FP17s Relating to Continuations	3	1,760	0.2%	1.0%	1.2%	1.1%
% of Patients satisfied with the dentistry they have received	3	3	N/A	91.8%	91.6%	91.5%
% of Patients satisfied with the time they had to wait for an appointment	3	3	N/A	88.2%	88.3%	87.9%

\* This is based on patients treated on this contract for their most recent course of treatment. Figures in italics indicate the base number of FP17s or Patient Questionnaire responses are less than 100. N/A is shown where the base number of responses is less than 10 during the period. % is calculated as Quantity/Base number\*100

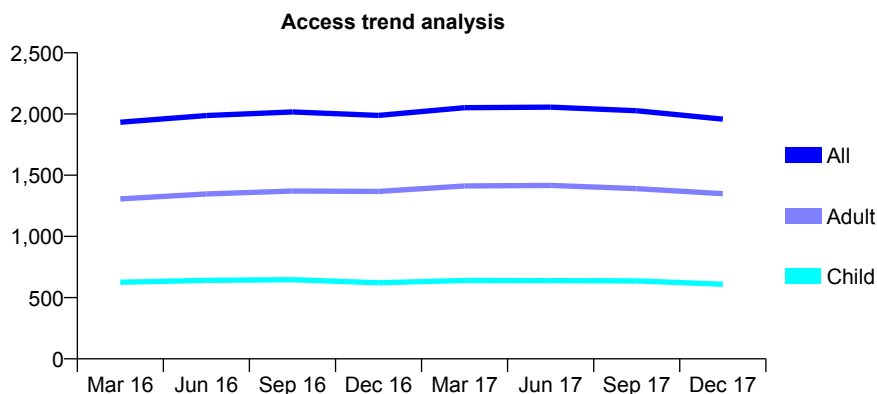
## Q46 - Vital Signs At a Glance Contract Report for 152196/0005 - December 2017

Name or company name	Ahmad and Saleem Partners Ltd
Contract type name	GDS Contract
Purpose of contract	General
Contract start date	01/08/2014
Contract end date	

17/18 Contracted general activity (UDA)	6,000
Carry forward general activity (UDA)	0
17/18 Contracted orthodontic activity (UOA)	0
Carry forward orthodontic activity (UOA)	0
Baseline contract value	£211,394.75

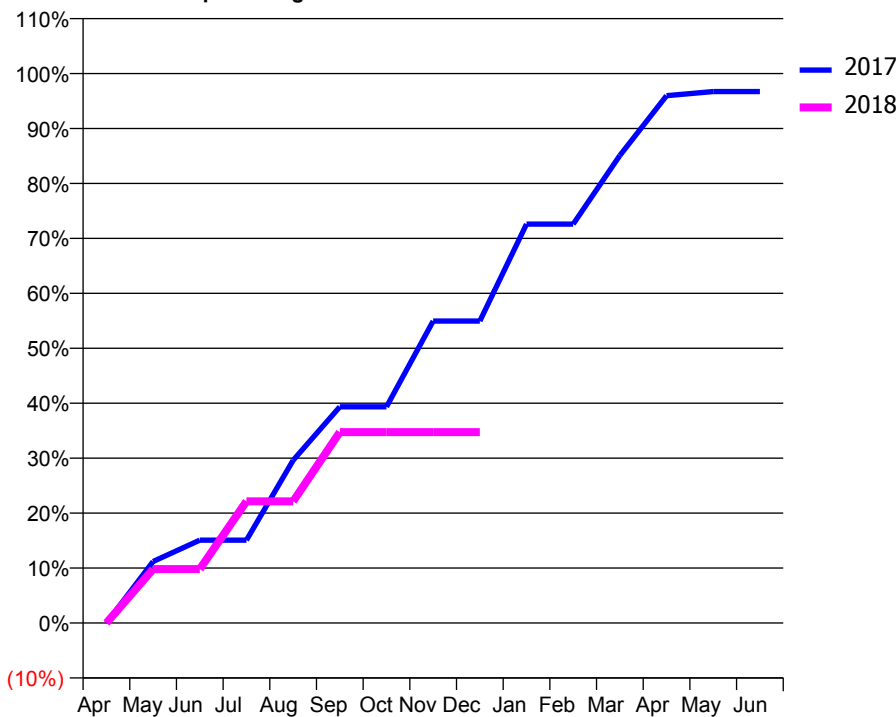
### ACCESS\*

Patients seen in 24 months	Total	Change since previous quarter
Quarter ending December 2016	1,989	
Quarter ending March 2017	2,052	↑
Quarter ending June 2017	2,056	→
Quarter ending September 2017	2,027	↓
Quarter ending December 2017	1,958	↓
<b>Variance since December 2016</b>	<b>(1.6%)</b>	<b>↓</b>



### ACTIVITY

Cumulative percentage of contracted UDA delivered 2017 & 2018



Month	Adjusted Scheduled Activity (UDA)	
	2017	2018
April	0	0
May	672	588
June	905	588
July	905	1,329
August	1,777	1,329
September	2,361	2,084
October	2,361	2,084
November	3,297	2,084
December	3,297	2,084
January	4,355	
February	4,355	
March	5,105	
April	5,757	
May	5,804	
June	5,804	

### QUALITY

	Quantity	Base Number	Contract	AT	Region	England
% of FP17s for the same patient ID Re-attending within 3 months - Children	45	565	8.0%	12.4%	12.9%	12.0%
% of FP17s for the same patient ID Re-attending within 3 months - Adults	143	1,125	12.7%	16.8%	16.5%	15.9%
% of FP17s for the same patient ID Re-attending between 3 & 9 months - Children	436	565	77.2%	57.3%	59.6%	58.0%
% of FP17s for the same patient ID Re-attending between 3 & 9 months - Adults	774	1,125	68.8%	50.6%	52.8%	50.5%
% of FP17s for Band 1 Urgent Courses	73	1,293	5.6%	10.2%	9.1%	9.0%
% of FP17s Relating to Free Repair or Replacements	2	1,293	0.2%	0.9%	1.0%	0.8%
% of FP17s Relating to Continuations	4	1,293	0.3%	1.0%	1.2%	1.1%
% of Patients satisfied with the dentistry they have received	0	0	N/A	91.8%	91.6%	91.5%
% of Patients satisfied with the time they had to wait for an appointment	0	0	N/A	88.2%	88.3%	87.9%

\* This is based on patients treated on this contract for their most recent course of treatment. Figures in italics indicate the base number of FP17s or Patient Questionnaire responses are less than 100. N/A is shown where the base number of responses is less than 10 during the period. % is calculated as Quantity/Base number\*100



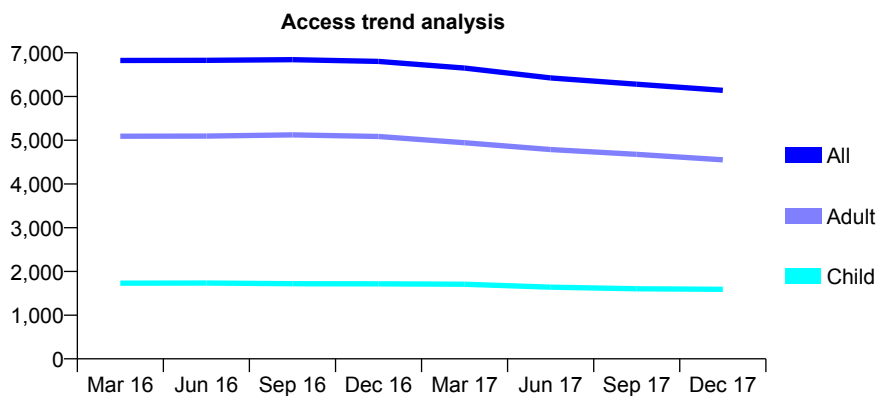
## Q46 - Vital Signs At a Glance Contract Report for 153184/0001 - December 2017

Name or company name	IDH 449 Limited
Contract type name	GDS Contract
Purpose of contract	General
Contract start date	01/04/2008
Contract end date	

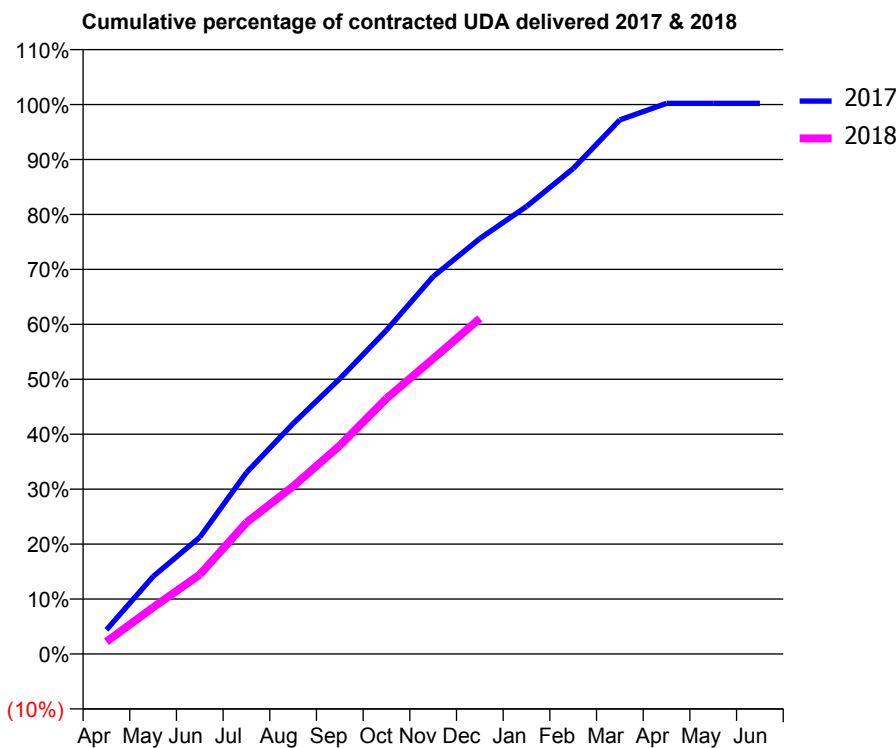
17/18 Contracted general activity (UDA)	18,429
Carry forward general activity (UDA)	-37
17/18 Contracted orthodontic activity (UOA)	0
Carry forward orthodontic activity (UOA)	0
Baseline contract value	£600,878.86

### ACCESS\*

Patients seen in 24 months	Total	Change since previous quarter
Quarter ending December 2016	6,802	
Quarter ending March 2017	6,651	↓
Quarter ending June 2017	6,425	↓
Quarter ending September 2017	6,281	↓
Quarter ending December 2017	6,142	↓
<b>Variance since December 2016</b>	<b>(9.7%)</b>	<b>↓</b>



### ACTIVITY



Month	Adjusted Scheduled Activity (UDA)	
	2017	2018
April	812	414
May	2,599	1,565
June	3,917	2,662
July	6,083	4,414
August	7,732	5,624
September	9,234	6,990
October	10,859	8,571
November	12,658	9,903
December	13,935	11,254
January	15,010	
February	16,281	
March	17,913	
April	18,466	
May	18,466	
June	18,466	

### QUALITY

	Quantity	Base Number	Contract	AT	Region	England
% of FP17s for the same patient ID Re-attending within 3 months - Children	117	1,552	7.5%	12.4%	12.9%	12.0%
% of FP17s for the same patient ID Re-attending within 3 months - Adults	507	4,294	11.8%	16.8%	16.5%	15.9%
% of FP17s for the same patient ID Re-attending between 3 & 9 months - Children	762	1,552	49.1%	57.3%	59.6%	58.0%
% of FP17s for the same patient ID Re-attending between 3 & 9 months - Adults	2,155	4,294	50.2%	50.6%	52.8%	50.5%
% of FP17s for Band 1 Urgent Courses	341	5,600	6.1%	10.2%	9.1%	9.0%
% of FP17s Relating to Free Repair or Replacements	28	5,600	0.5%	0.9%	1.0%	0.8%
% of FP17s Relating to Continuations	92	5,600	1.6%	1.0%	1.2%	1.1%
% of Patients satisfied with the dentistry they have received	5	6	N/A	91.8%	91.6%	91.5%
% of Patients satisfied with the time they had to wait for an appointment	4	6	N/A	88.2%	88.3%	87.9%

\* This is based on patients treated on this contract for their most recent course of treatment. Figures in italics indicate the base number of FP17s or Patient Questionnaire responses are less than 100. N/A is shown where the base number of responses is less than 10 during the period. % is calculated as Quantity/Base number\*100

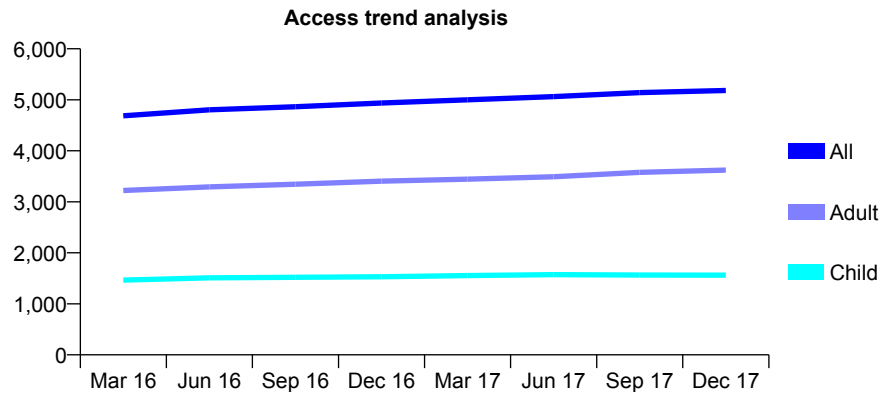
## Q46 - Vital Signs At a Glance Contract Report for 153532/0001 - December 2017

Name or company name	Jakelara Ltd.
Contract type name	GDS Contract
Purpose of contract	General
Contract start date	01/05/2007
Contract end date	

17/18 Contracted general activity (UDA)	18,000
Carry forward general activity (UDA)	0
17/18 Contracted orthodontic activity (UOA)	0
Carry forward orthodontic activity (UOA)	0
Baseline contract value	£553,757.19

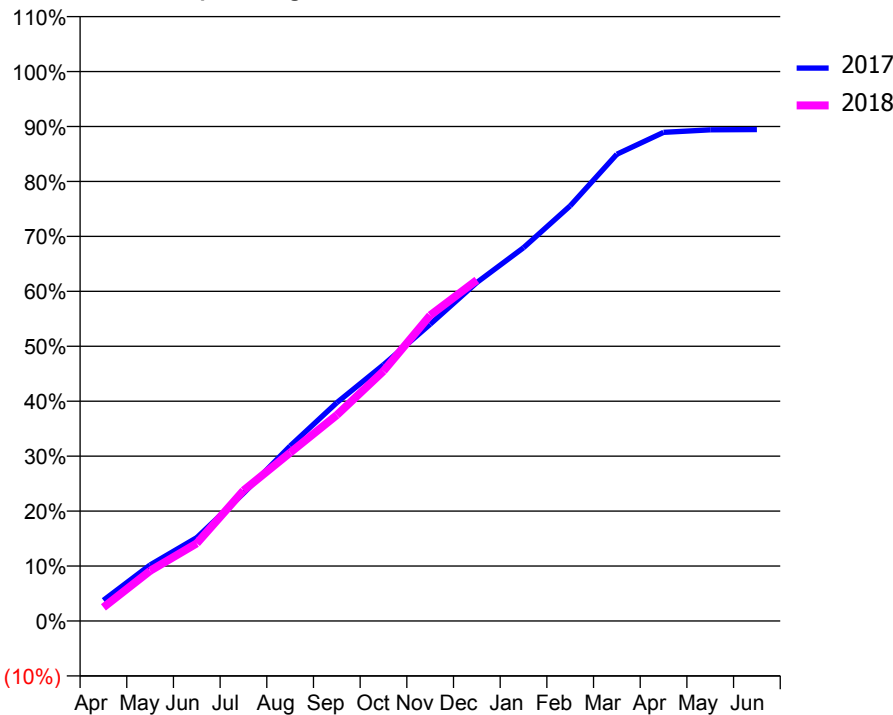
### ACCESS\*

Patients seen in 24 months	Total	Change since previous quarter
Quarter ending December 2016	4,938	
Quarter ending March 2017	4,999	→
Quarter ending June 2017	5,064	→
Quarter ending September 2017	5,141	→
Quarter ending December 2017	5,182	→
<b>Variance since December 2016</b>	<b>4.9%</b>	<b>↑</b>



### ACTIVITY

Cumulative percentage of contracted UDA delivered 2017 & 2018



Month	Adjusted Scheduled Activity (UDA)	
	2017	2018
April	677	449
May	1,836	1,645
June	2,731	2,544
July	4,183	4,276
August	5,731	5,514
September	7,154	6,746
October	8,394	8,186
November	9,720	10,012
December	11,088	11,168
January	12,230	
February	13,601	
March	15,291	
April	16,006	
May	16,090	
June	16,097	

### QUALITY

	Quantity	Base Number	Contract	AT	Region	England
% of FP17s for the same patient ID Re-attending within 3 months - Children	147	1,392	10.6%	12.4%	12.9%	12.0%
% of FP17s for the same patient ID Re-attending within 3 months - Adults	871	3,775	23.1%	16.8%	16.5%	15.9%
% of FP17s for the same patient ID Re-attending between 3 & 9 months - Children	696	1,392	50.0%	57.3%	59.6%	58.0%
% of FP17s for the same patient ID Re-attending between 3 & 9 months - Adults	1,723	3,775	45.6%	50.6%	52.8%	50.5%
% of FP17s for Band 1 Urgent Courses	751	4,884	15.4%	10.2%	9.1%	9.0%
% of FP17s Relating to Free Repair or Replacements	73	4,884	1.5%	0.9%	1.0%	0.8%
% of FP17s Relating to Continuations	167	4,884	3.4%	1.0%	1.2%	1.1%
% of Patients satisfied with the dentistry they have received	3	3	N/A	91.8%	91.6%	91.5%
% of Patients satisfied with the time they had to wait for an appointment	3	3	N/A	88.2%	88.3%	87.9%

\* This is based on patients treated on this contract for their most recent course of treatment. Figures in italics indicate the base number of FP17s or Patient Questionnaire responses are less than 100. N/A is shown where the base number of responses is less than 10 during the period. % is calculated as Quantity/Base number\*100

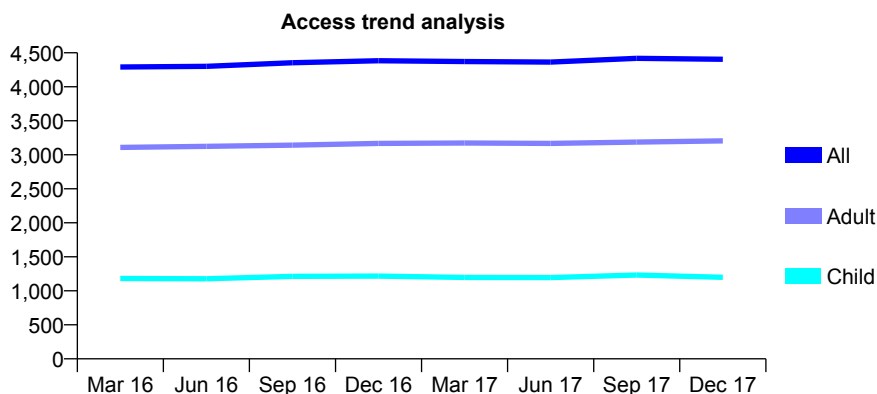
## Q46 - Vital Signs At a Glance Contract Report for 153850/0001 - December 2017

Name or company name	Winton Dental Practice
Contract type name	GDS Contract
Purpose of contract	General
Contract start date	21/05/2010
Contract end date	

17/18 Contracted general activity (UDA)	16,701
Carry forward general activity (UDA)	-326
17/18 Contracted orthodontic activity (UOA)	0
Carry forward orthodontic activity (UOA)	0
Baseline contract value	£419,237.60

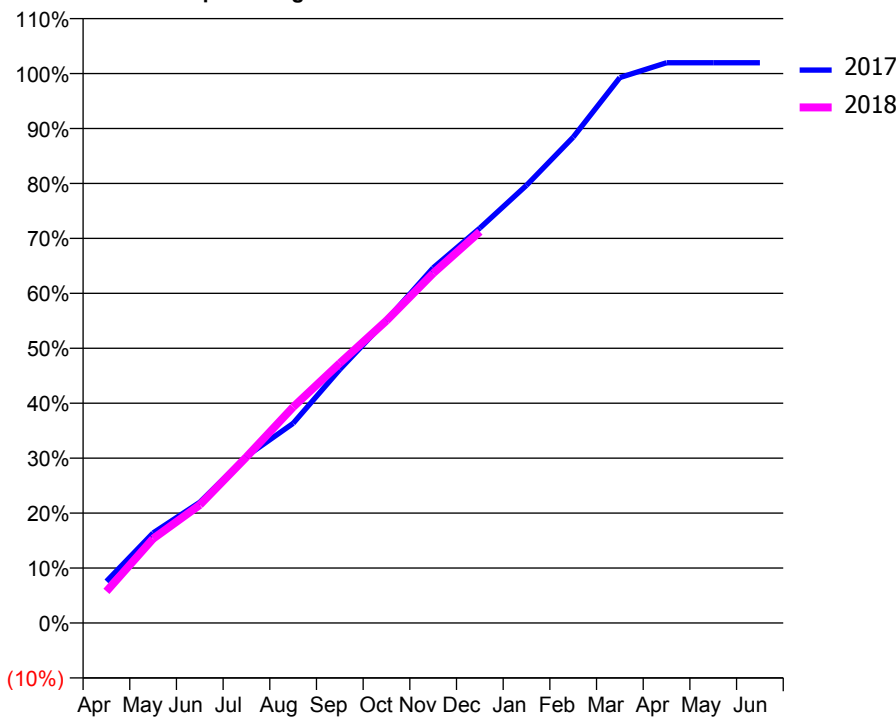
### ACCESS\*

Patients seen in 24 months	Total	Change since previous quarter
Quarter ending December 2016	4,383	
Quarter ending March 2017	4,371	→
Quarter ending June 2017	4,363	→
Quarter ending September 2017	4,419	→
Quarter ending December 2017	4,404	→
<b>Variance since December 2016</b>	<b>0.5%</b>	<b>→</b>



### ACTIVITY

Cumulative percentage of contracted UDA delivered 2017 & 2018



Month	Adjusted Scheduled Activity (UDA)	
	2017	2018
April	1,265	964
May	2,737	2,564
June	3,668	3,587
July	5,069	5,049
August	6,071	6,564
September	7,705	7,898
October	9,204	9,189
November	10,793	10,627
December	12,001	11,895
January	13,301	
February	14,765	
March	16,578	
April	17,029	
May	17,028	
June	17,027	

### QUALITY

	Quantity	Base Number	Contract	AT	Region	England
% of FP17s for the same patient ID Re-attending within 3 months - Children	174	1,378	12.6%	12.4%	12.9%	12.0%
% of FP17s for the same patient ID Re-attending within 3 months - Adults	687	3,646	18.8%	16.8%	16.5%	15.9%
% of FP17s for the same patient ID Re-attending between 3 & 9 months - Children	827	1,378	60.0%	57.3%	59.6%	58.0%
% of FP17s for the same patient ID Re-attending between 3 & 9 months - Adults	2,043	3,646	56.0%	50.6%	52.8%	50.5%
% of FP17s for Band 1 Urgent Courses	723	4,810	15.0%	10.2%	9.1%	9.0%
% of FP17s Relating to Free Repair or Replacements	85	4,810	1.8%	0.9%	1.0%	0.8%
% of FP17s Relating to Continuations	34	4,810	0.7%	1.0%	1.2%	1.1%
% of Patients satisfied with the dentistry they have received	2	2	N/A	91.8%	91.6%	91.5%
% of Patients satisfied with the time they had to wait for an appointment	2	2	N/A	88.2%	88.3%	87.9%

\* This is based on patients treated on this contract for their most recent course of treatment. Figures in italics indicate the base number of FP17s or Patient Questionnaire responses are less than 100. N/A is shown where the base number of responses is less than 10 during the period. % is calculated as Quantity/Base number\*100

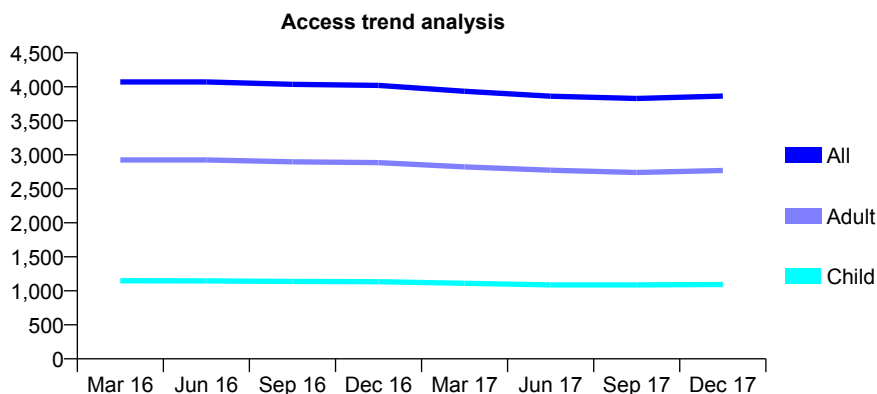
## Q46 - Vital Signs At a Glance Contract Report for 153869/0001 - December 2017

Name or company name	High Street Dental Practice Partnership
Contract type name	GDS Contract
Purpose of contract	General
Contract start date	01/01/2014
Contract end date	

17/18 Contracted general activity (UDA)	13,000
Carry forward general activity (UDA)	-69
17/18 Contracted orthodontic activity (UOA)	0
Carry forward orthodontic activity (UOA)	0
Baseline contract value	£353,273.27

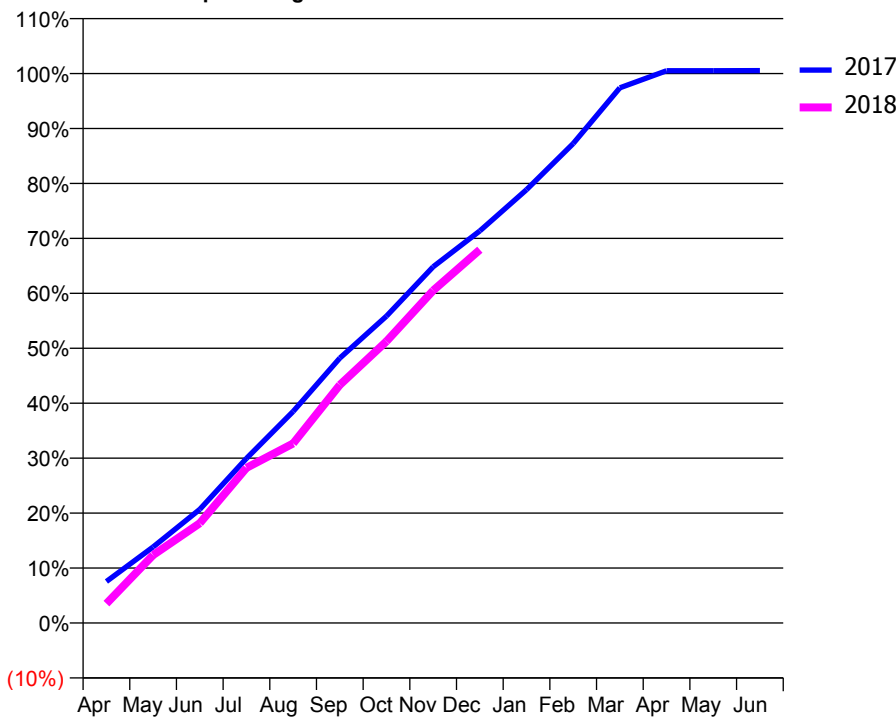
### ACCESS\*

Patients seen in 24 months	Total	Change since previous quarter
Quarter ending December 2016	4,020	
Quarter ending March 2017	3,934	↓
Quarter ending June 2017	3,861	↓
Quarter ending September 2017	3,829	→
Quarter ending December 2017	3,864	→
<b>Variance since December 2016</b>	<b>(3.9%)</b>	<b>↓</b>



### ACTIVITY

Cumulative percentage of contracted UDA delivered 2017 & 2018



Month	Adjusted Scheduled Activity (UDA)	
	2017	2018
April	981	458
May	1,801	1,608
June	2,690	2,361
July	3,894	3,669
August	5,005	4,249
September	6,266	5,634
October	7,261	6,665
November	8,428	7,865
December	9,276	8,831
January	10,250	
February	11,341	
March	12,662	
April	13,064	
May	13,066	
June	13,069	

### QUALITY

	Quantity	Base Number	Contract	AT	Region	England
% of FP17s for the same patient ID Re-attending within 3 months - Children	80	1,225	6.5%	12.4%	12.9%	12.0%
% of FP17s for the same patient ID Re-attending within 3 months - Adults	479	2,986	16.0%	16.8%	16.5%	15.9%
% of FP17s for the same patient ID Re-attending between 3 & 9 months - Children	860	1,225	70.2%	57.3%	59.6%	58.0%
% of FP17s for the same patient ID Re-attending between 3 & 9 months - Adults	1,812	2,986	60.7%	50.6%	52.8%	50.5%
% of FP17s for Band 1 Urgent Courses	235	4,005	5.9%	10.2%	9.1%	9.0%
% of FP17s Relating to Free Repair or Replacements	28	4,005	0.7%	0.9%	1.0%	0.8%
% of FP17s Relating to Continuations	113	4,005	2.8%	1.0%	1.2%	1.1%
% of Patients satisfied with the dentistry they have received	5	5	N/A	91.8%	91.6%	91.5%
% of Patients satisfied with the time they had to wait for an appointment	3	5	N/A	88.2%	88.3%	87.9%

\* This is based on patients treated on this contract for their most recent course of treatment. Figures in italics indicate the base number of FP17s or Patient Questionnaire responses are less than 100. N/A is shown where the base number of responses is less than 10 during the period. % is calculated as Quantity/Base number\*100

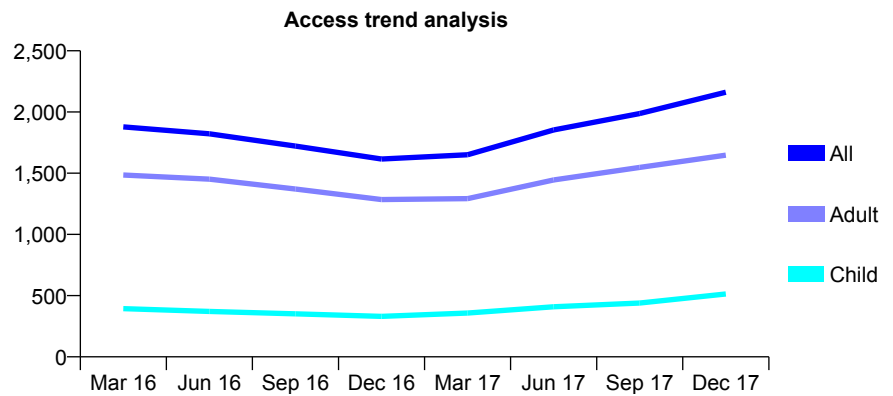
## Q46 - Vital Signs At a Glance Contract Report for 153877/0001 - December 2017

Name or company name	The Glyn House Dental Partnership
Contract type name	GDS Contract
Purpose of contract	General
Contract start date	01/12/2013
Contract end date	

17/18 Contracted general activity (UDA)	6,444
Carry forward general activity (UDA)	65
17/18 Contracted orthodontic activity (UOA)	0
Carry forward orthodontic activity (UOA)	0
Baseline contract value	£210,637.18

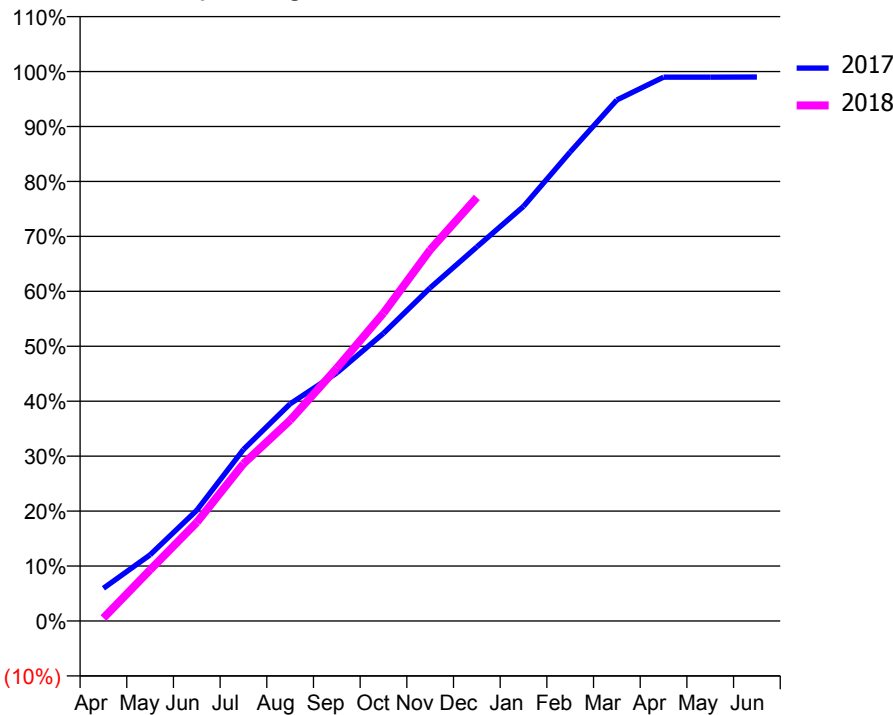
### ACCESS\*

Patients seen in 24 months	Total	Change since previous quarter
Quarter ending December 2016	1,616	
Quarter ending March 2017	1,651	↑
Quarter ending June 2017	1,854	↑
Quarter ending September 2017	1,987	↑
Quarter ending December 2017	2,162	↑
<b>Variance since December 2016</b>	<b>33.8%</b>	<b>↑</b>



### ACTIVITY

Cumulative percentage of contracted UDA delivered 2017 & 2018



Month	Adjusted Scheduled Activity (UDA)	
	2017	2018
April	384	36
May	777	599
June	1,299	1,156
July	2,012	1,844
August	2,547	2,355
September	2,909	2,966
October	3,374	3,612
November	3,907	4,352
December	4,388	4,968
January	4,863	
February	5,500	
March	6,111	
April	6,378	
May	6,378	
June	6,379	

### QUALITY

	Quantity	Base Number	Contract	AT	Region	England
% of FP17s for the same patient ID Re-attending within 3 months - Children	37	583	6.3%	12.4%	12.9%	12.0%
% of FP17s for the same patient ID Re-attending within 3 months - Adults	285	2,090	13.6%	16.8%	16.5%	15.9%
% of FP17s for the same patient ID Re-attending between 3 & 9 months - Children	124	583	21.3%	57.3%	59.6%	58.0%
% of FP17s for the same patient ID Re-attending between 3 & 9 months - Adults	472	2,090	22.6%	50.6%	52.8%	50.5%
% of FP17s for Band 1 Urgent Courses	369	2,538	14.5%	10.2%	9.1%	9.0%
% of FP17s Relating to Free Repair or Replacements	12	2,538	0.5%	0.9%	1.0%	0.8%
% of FP17s Relating to Continuations	0	2,538	0.0%	1.0%	1.2%	1.1%
% of Patients satisfied with the dentistry they have received	3	3	N/A	91.8%	91.6%	91.5%
% of Patients satisfied with the time they had to wait for an appointment	3	3	N/A	88.2%	88.3%	87.9%

\* This is based on patients treated on this contract for their most recent course of treatment. Figures in italics indicate the base number of FP17s or Patient Questionnaire responses are less than 100. N/A is shown where the base number of responses is less than 10 during the period. % is calculated as Quantity/Base number\*100

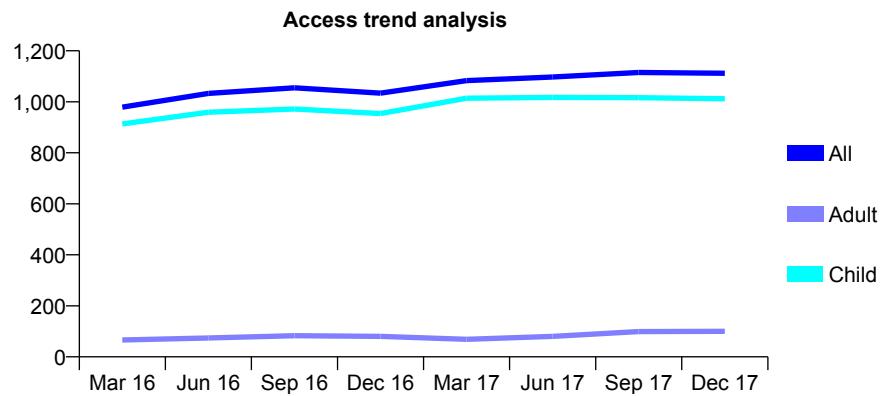
## Q46 - Vital Signs At a Glance Contract Report for 154075/0001 - December 2017

Name or company name	Bloor & Mathieson
Contract type name	GDS Contract
Purpose of contract	General
Contract start date	01/11/2014
Contract end date	

17/18 Contracted general activity (UDA)	2,514
Carry forward general activity (UDA)	0
17/18 Contracted orthodontic activity (UOA)	0
Carry forward orthodontic activity (UOA)	0
Baseline contract value	£54,483.33

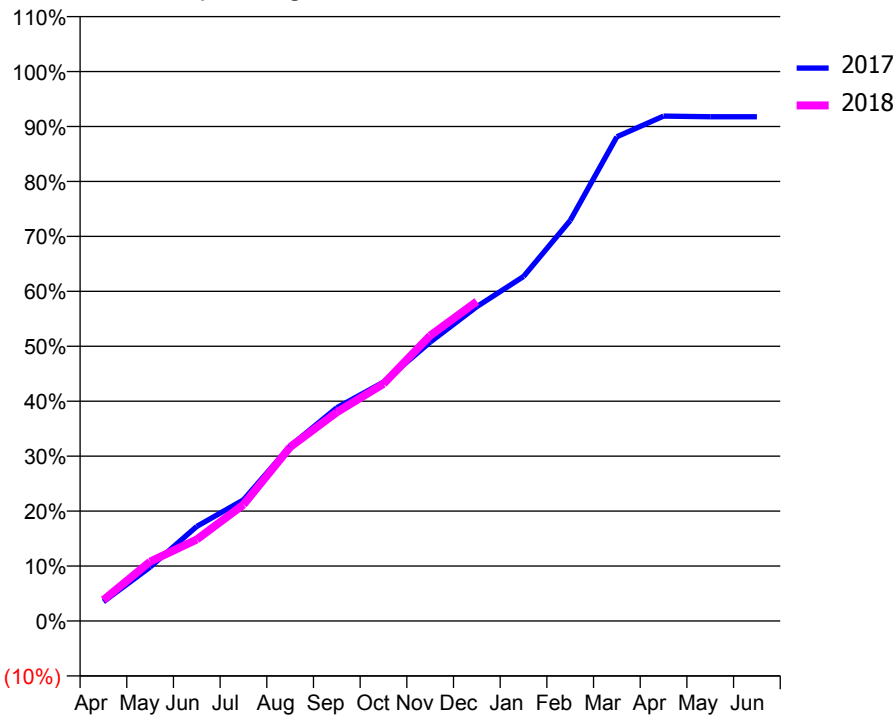
### ACCESS\*

Patients seen in 24 months	Total	Change since previous quarter
Quarter ending December 2016	1,034	
Quarter ending March 2017	1,083	↑
Quarter ending June 2017	1,097	→
Quarter ending September 2017	1,115	→
Quarter ending December 2017	1,112	→
<b>Variance since December 2016</b>	<b>7.5%</b>	<b>↑</b>



### ACTIVITY

Cumulative percentage of contracted UDA delivered 2017 & 2018



Month	Adjusted Scheduled Activity (UDA)	
	2017	2018
April	88	96
May	247	272
June	433	373
July	554	532
August	800	796
September	976	955
October	1,093	1,085
November	1,276	1,306
December	1,438	1,462
January	1,576	
February	1,832	
March	2,215	
April	2,310	
May	2,307	
June	2,307	

### QUALITY

	Quantity	Base Number	Contract	AT	Region	England
% of FP17s for the same patient ID Re-attending within 3 months - Children	80	1,075	7.4%	12.4%	12.9%	12.0%
% of FP17s for the same patient ID Re-attending within 3 months - Adults	0	0	N/A	16.8%	16.5%	15.9%
% of FP17s for the same patient ID Re-attending between 3 & 9 months - Children	649	1,075	60.4%	57.3%	59.6%	58.0%
% of FP17s for the same patient ID Re-attending between 3 & 9 months - Adults	0	0	N/A	50.6%	52.8%	50.5%
% of FP17s for Band 1 Urgent Courses	0	1,024	0.0%	10.2%	9.1%	9.0%
% of FP17s Relating to Free Repair or Replacements	0	1,024	0.0%	0.9%	1.0%	0.8%
% of FP17s Relating to Continuations	0	1,024	0.0%	1.0%	1.2%	1.1%
% of Patients satisfied with the dentistry they have received	1	1	N/A	91.8%	91.6%	91.5%
% of Patients satisfied with the time they had to wait for an appointment	1	1	N/A	88.2%	88.3%	87.9%

\* This is based on patients treated on this contract for their most recent course of treatment. Figures in italics indicate the base number of FP17s or Patient Questionnaire responses are less than 100. N/A is shown where the base number of responses is less than 10 during the period. % is calculated as Quantity/Base number\*100

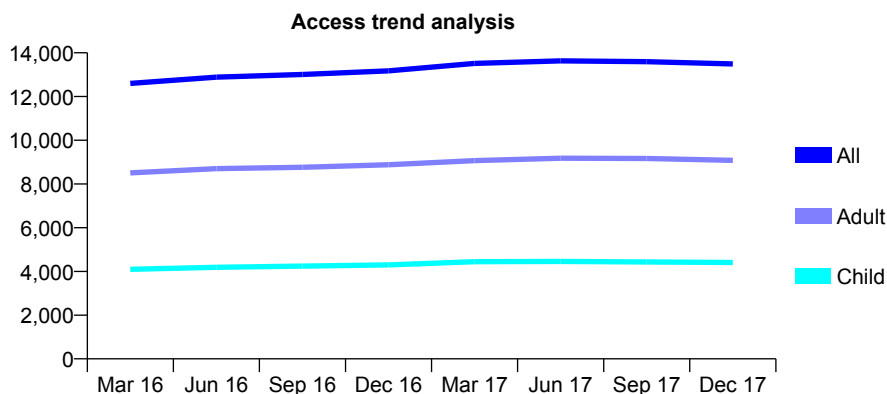
## Q46 - Vital Signs At a Glance Contract Report for 154210/0002 - December 2017

Name or company name	Roch Valley Dental
Contract type name	GDS Contract
Purpose of contract	General
Contract start date	01/12/2009
Contract end date	

17/18 Contracted general activity (UDA)	31,085
Carry forward general activity (UDA)	-73
17/18 Contracted orthodontic activity (UOA)	0
Carry forward orthodontic activity (UOA)	0
Baseline contract value	£777,200.66

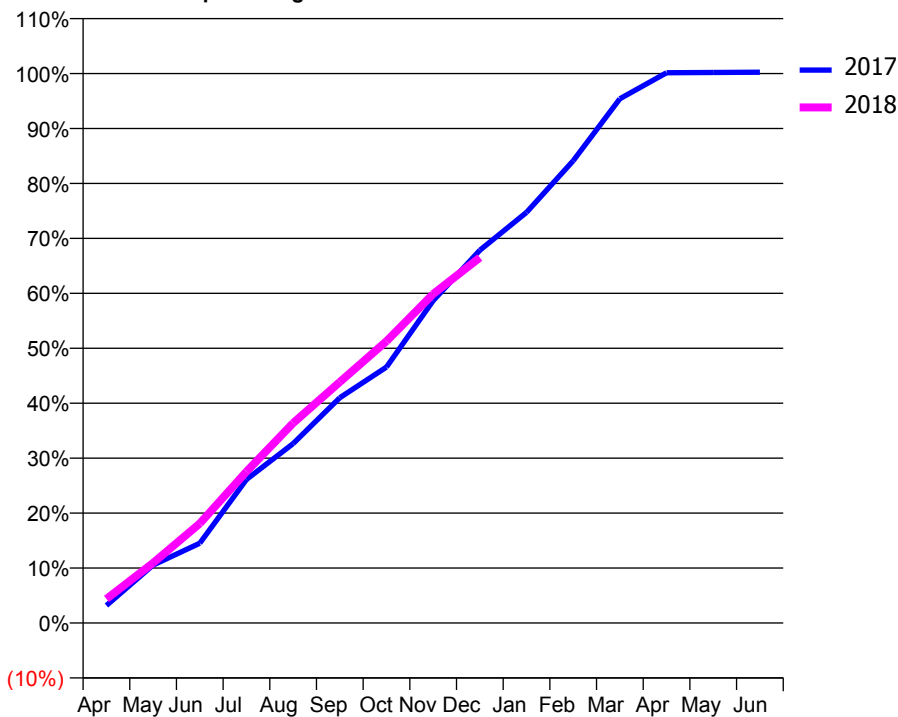
### ACCESS\*

Patients seen in 24 months	Total	Change since previous quarter
Quarter ending December 2016	13,176	
Quarter ending March 2017	13,513	↑
Quarter ending June 2017	13,630	→
Quarter ending September 2017	13,595	→
Quarter ending December 2017	13,491	→
<b>Variance since December 2016</b>	<b>2.4%</b>	<b>↑</b>



### ACTIVITY

Cumulative percentage of contracted UDA delivered 2017 & 2018



Month	Adjusted Scheduled Activity (UDA)	
	2017	2018
April	989	1,359
May	3,280	3,395
June	4,518	5,632
July	8,119	8,566
August	10,151	11,311
September	12,746	13,638
October	14,478	15,940
November	18,239	18,617
December	21,084	20,670
January	23,228	
February	26,148	
March	29,655	
April	31,129	
May	31,146	
June	31,158	

### QUALITY

	Quantity	Base Number	Contract	AT	Region	England
% of FP17s for the same patient ID Re-attending within 3 months - Children	1,167	5,586	20.9%	12.4%	12.9%	12.0%
% of FP17s for the same patient ID Re-attending within 3 months - Adults	1,510	7,845	19.2%	16.8%	16.5%	15.9%
% of FP17s for the same patient ID Re-attending between 3 & 9 months - Children	2,950	5,586	52.8%	57.3%	59.6%	58.0%
% of FP17s for the same patient ID Re-attending between 3 & 9 months - Adults	3,165	7,845	40.3%	50.6%	52.8%	50.5%
% of FP17s for Band 1 Urgent Courses	1,145	11,255	10.2%	10.2%	9.1%	9.0%
% of FP17s Relating to Free Repair or Replacements	141	11,255	1.3%	0.9%	1.0%	0.8%
% of FP17s Relating to Continuations	39	11,255	0.3%	1.0%	1.2%	1.1%
% of Patients satisfied with the dentistry they have received	8	9	N/A	91.8%	91.6%	91.5%
% of Patients satisfied with the time they had to wait for an appointment	7	9	N/A	88.2%	88.3%	87.9%

\* This is based on patients treated on this contract for their most recent course of treatment. Figures in italics indicate the base number of FP17s or Patient Questionnaire responses are less than 100. N/A is shown where the base number of responses is less than 10 during the period. % is calculated as Quantity/Base number\*100

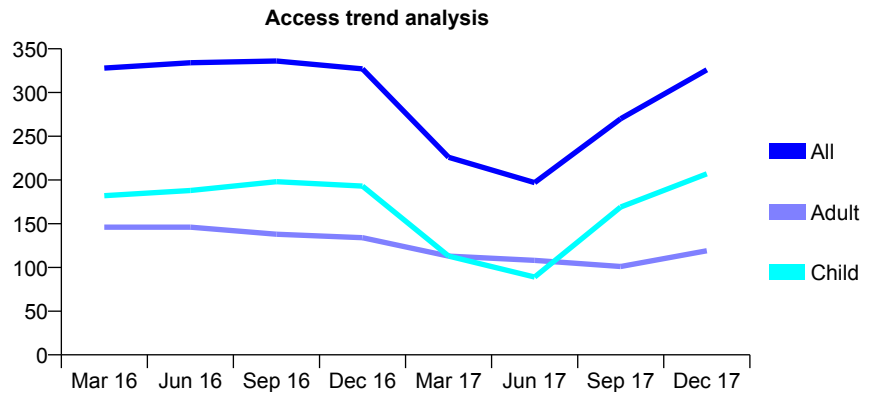
## Q46 - Vital Signs At a Glance Contract Report for 154849/0001 - December 2017

Name or company name	Mr Ravat and Mr Ray
Contract type name	GDS Contract
Purpose of contract	General
Contract start date	01/12/2013
Contract end date	

17/18 Contracted general activity (UDA)	1,084
Carry forward general activity (UDA)	2
17/18 Contracted orthodontic activity (UOA)	0
Carry forward orthodontic activity (UOA)	0
Baseline contract value	£26,492.52

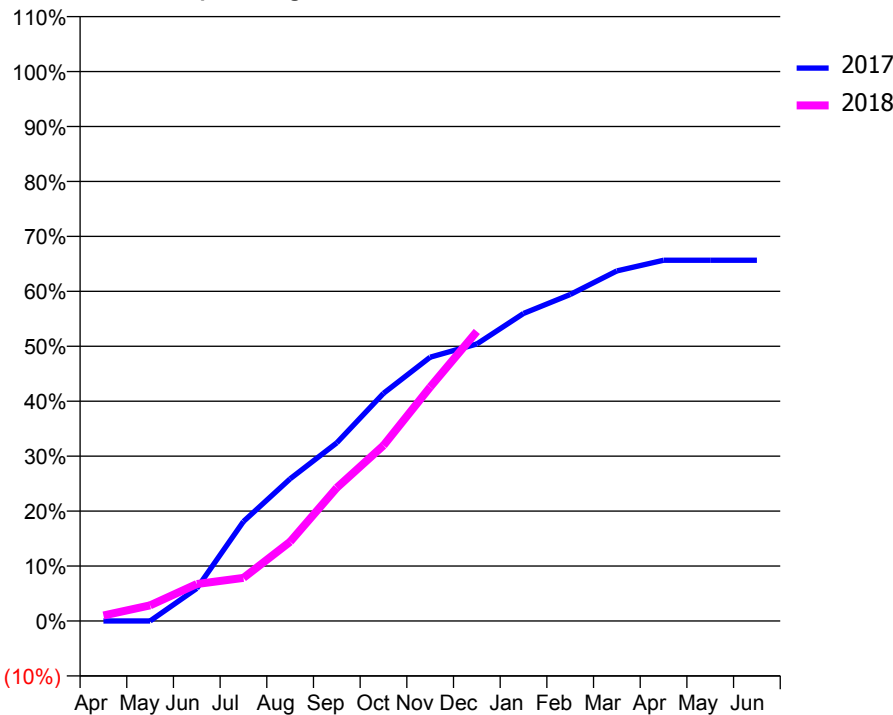
### ACCESS\*

Patients seen in 24 months	Total	Change since previous quarter
Quarter ending December 2016	327	
Quarter ending March 2017	226	↓
Quarter ending June 2017	197	↓
Quarter ending September 2017	270	↑
Quarter ending December 2017	326	↑
<b>Variance since December 2016</b>	<b>(0.3%)</b>	→



### ACTIVITY

Cumulative percentage of contracted UDA delivered 2017 & 2018



Month	Adjusted Scheduled Activity (UDA)	
	2017	2018
April	0	11
May	0	31
June	64	73
July	196	85
August	281	156
September	352	263
October	449	346
November	520	461
December	547	571
January	607	
February	644	
March	691	
April	712	
May	712	
June	712	

### QUALITY

	Quantity	Base Number	Contract	AT	Region	England
% of FP17s for the same patient ID Re-attending within 3 months - Children	4	197	2.0%	12.4%	12.9%	12.0%
% of FP17s for the same patient ID Re-attending within 3 months - Adults	15	127	11.8%	16.8%	16.5%	15.9%
% of FP17s for the same patient ID Re-attending between 3 & 9 months - Children	21	197	10.7%	57.3%	59.6%	58.0%
% of FP17s for the same patient ID Re-attending between 3 & 9 months - Adults	44	127	34.6%	50.6%	52.8%	50.5%
% of FP17s for Band 1 Urgent Courses	11	311	3.5%	10.2%	9.1%	9.0%
% of FP17s Relating to Free Repair or Replacements	3	311	1.0%	0.9%	1.0%	0.8%
% of FP17s Relating to Continuations	0	311	0.0%	1.0%	1.2%	1.1%
% of Patients satisfied with the dentistry they have received	0	0	N/A	91.8%	91.6%	91.5%
% of Patients satisfied with the time they had to wait for an appointment	0	0	N/A	88.2%	88.3%	87.9%

\* This is based on patients treated on this contract for their most recent course of treatment. Figures in italics indicate the base number of FP17s or Patient Questionnaire responses are less than 100. N/A is shown where the base number of responses is less than 10 during the period. % is calculated as Quantity/Base number\*100



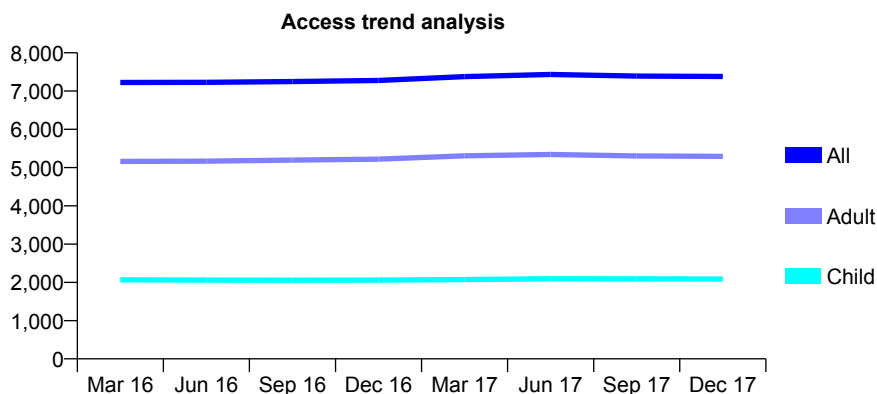
## Q46 - Vital Signs At a Glance Contract Report for 155160/0001 - December 2017

Name or company name	DCO Dental
Contract type name	GDS Contract
Purpose of contract	General
Contract start date	01/01/2009
Contract end date	

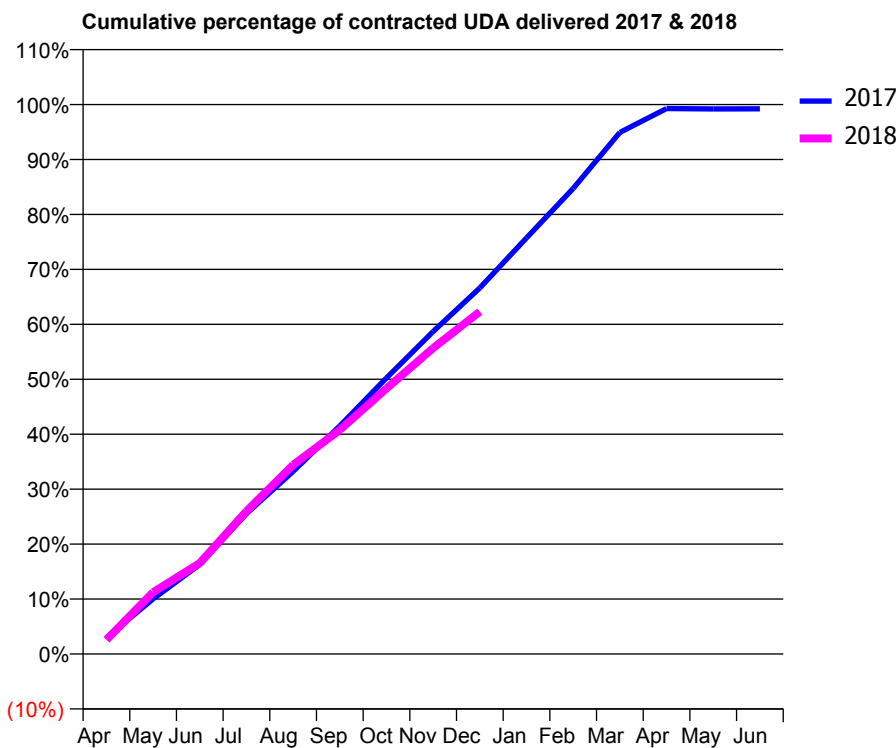
17/18 Contracted general activity (UDA)	20,000
Carry forward general activity (UDA)	159
17/18 Contracted orthodontic activity (UOA)	0
Carry forward orthodontic activity (UOA)	0
Baseline contract value	£494,519.04

### ACCESS\*

Patients seen in 24 months	Total	Change since previous quarter
Quarter ending December 2016	7,277	
Quarter ending March 2017	7,377	→
Quarter ending June 2017	7,433	→
Quarter ending September 2017	7,393	→
Quarter ending December 2017	7,380	→
<b>Variance since December 2016</b>	<b>1.4%</b>	<b>→</b>



### ACTIVITY



Month	Adjusted Scheduled Activity (UDA)	
	2017	2018
April	594	517
May	2,008	2,251
June	3,261	3,311
July	5,110	5,203
August	6,648	6,886
September	8,300	8,157
October	10,047	9,665
November	11,739	11,138
December	13,327	12,463
January	15,146	
February	16,944	
March	18,983	
April	19,850	
May	19,839	
June	19,841	

### QUALITY

	Quantity	Base Number	Contract	AT	Region	England
% of FP17s for the same patient ID Re-attending within 3 months - Children	143	2,171	6.6%	12.4%	12.9%	12.0%
% of FP17s for the same patient ID Re-attending within 3 months - Adults	636	4,822	13.2%	16.8%	16.5%	15.9%
% of FP17s for the same patient ID Re-attending between 3 & 9 months - Children	1,375	2,171	63.3%	57.3%	59.6%	58.0%
% of FP17s for the same patient ID Re-attending between 3 & 9 months - Adults	2,458	4,822	51.0%	50.6%	52.8%	50.5%
% of FP17s for Band 1 Urgent Courses	572	6,049	9.5%	10.2%	9.1%	9.0%
% of FP17s Relating to Free Repair or Replacements	27	6,049	0.4%	0.9%	1.0%	0.8%
% of FP17s Relating to Continuations	22	6,049	0.4%	1.0%	1.2%	1.1%
% of Patients satisfied with the dentistry they have received	3	3	N/A	91.8%	91.6%	91.5%
% of Patients satisfied with the time they had to wait for an appointment	3	3	N/A	88.2%	88.3%	87.9%

\* This is based on patients treated on this contract for their most recent course of treatment. Figures in italics indicate the base number of FP17s or Patient Questionnaire responses are less than 100. N/A is shown where the base number of responses is less than 10 during the period. % is calculated as Quantity/Base number\*100

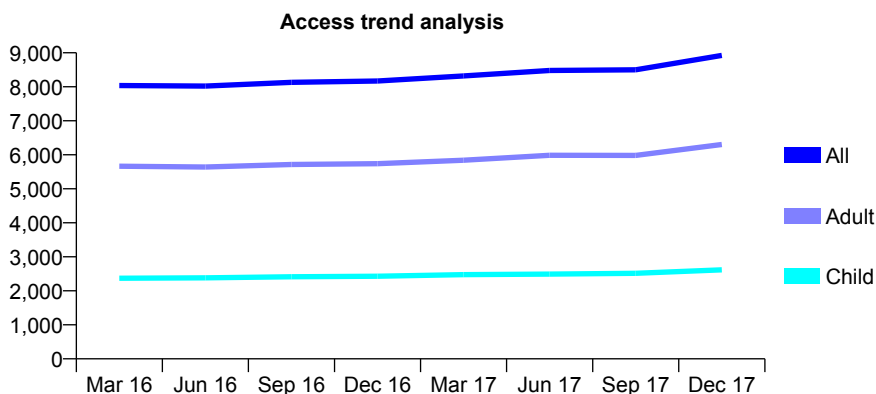
## Q46 - Vital Signs At a Glance Contract Report for 155160/0002 - December 2017

Name or company name	DCO Dental
Contract type name	GDS Contract
Purpose of contract	General
Contract start date	01/08/2009
Contract end date	

17/18 Contracted general activity (UDA)	23,150
Carry forward general activity (UDA)	1,668
17/18 Contracted orthodontic activity (UOA)	0
Carry forward orthodontic activity (UOA)	0
Baseline contract value	£572,405.79

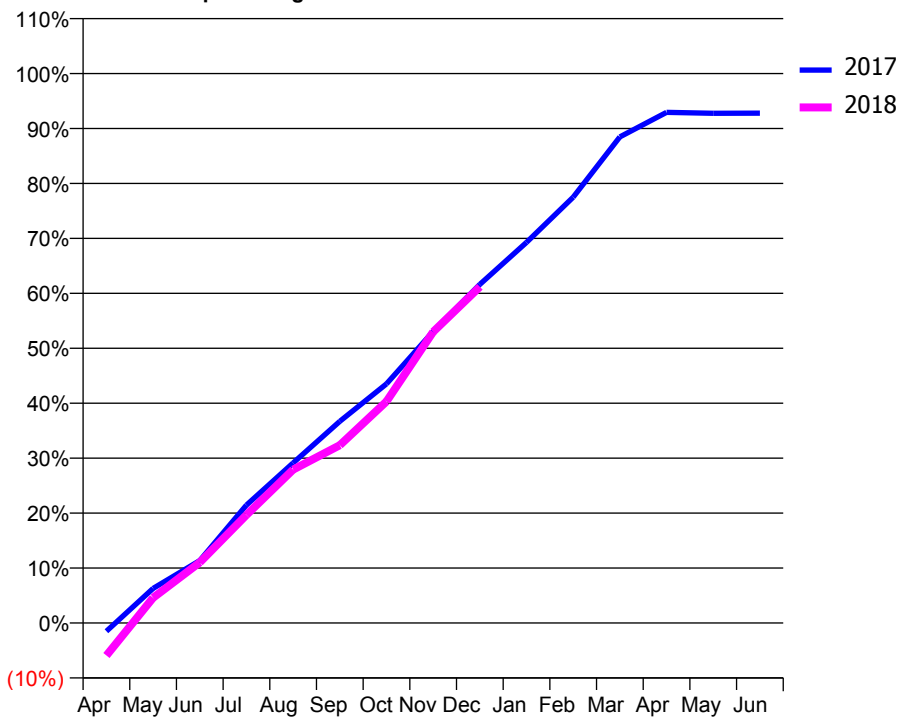
### ACCESS\*

Patients seen in 24 months	Total	Change since previous quarter
Quarter ending December 2016	8,170	
Quarter ending March 2017	8,319	→
Quarter ending June 2017	8,481	→
Quarter ending September 2017	8,499	→
Quarter ending December 2017	8,922	↑
<b>Variance since December 2016</b>	<b>9.2%</b>	<b>↑</b>



### ACTIVITY

Cumulative percentage of contracted UDA delivered 2017 & 2018



Month	Adjusted Scheduled Activity (UDA)	
	2017	2018
April	-353	-1,374
May	1,458	1,062
June	2,631	2,555
July	4,968	4,555
August	6,742	6,462
September	8,495	7,489
October	10,076	9,333
November	12,284	12,265
December	14,267	14,164
January	16,033	
February	17,940	
March	20,478	
April	21,516	
May	21,477	
June	21,482	

### QUALITY

	Quantity	Base Number	Contract	AT	Region	England
% of FP17s for the same patient ID Re-attending within 3 months - Children	214	2,915	7.3%	12.4%	12.9%	12.0%
% of FP17s for the same patient ID Re-attending within 3 months - Adults	896	6,283	14.3%	16.8%	16.5%	15.9%
% of FP17s for the same patient ID Re-attending between 3 & 9 months - Children	1,877	2,915	64.4%	57.3%	59.6%	58.0%
% of FP17s for the same patient ID Re-attending between 3 & 9 months - Adults	3,056	6,283	48.6%	50.6%	52.8%	50.5%
% of FP17s for Band 1 Urgent Courses	604	7,717	7.8%	10.2%	9.1%	9.0%
% of FP17s Relating to Free Repair or Replacements	52	7,717	0.7%	0.9%	1.0%	0.8%
% of FP17s Relating to Continuations	15	7,717	0.2%	1.0%	1.2%	1.1%
% of Patients satisfied with the dentistry they have received	4	5	N/A	91.8%	91.6%	91.5%
% of Patients satisfied with the time they had to wait for an appointment	5	5	N/A	88.2%	88.3%	87.9%

\* This is based on patients treated on this contract for their most recent course of treatment. Figures in italics indicate the base number of FP17s or Patient Questionnaire responses are less than 100. N/A is shown where the base number of responses is less than 10 during the period. % is calculated as Quantity/Base number\*100

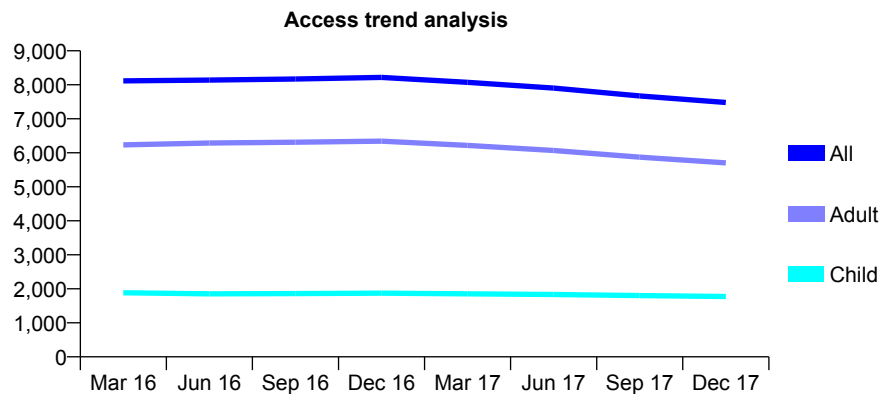
## Q46 - Vital Signs At a Glance Contract Report for 155195/0001 - December 2017

Name or company name	Bolton and Bury Dental Practice
Contract type name	GDS Contract
Purpose of contract	General
Contract start date	01/04/2012
Contract end date	

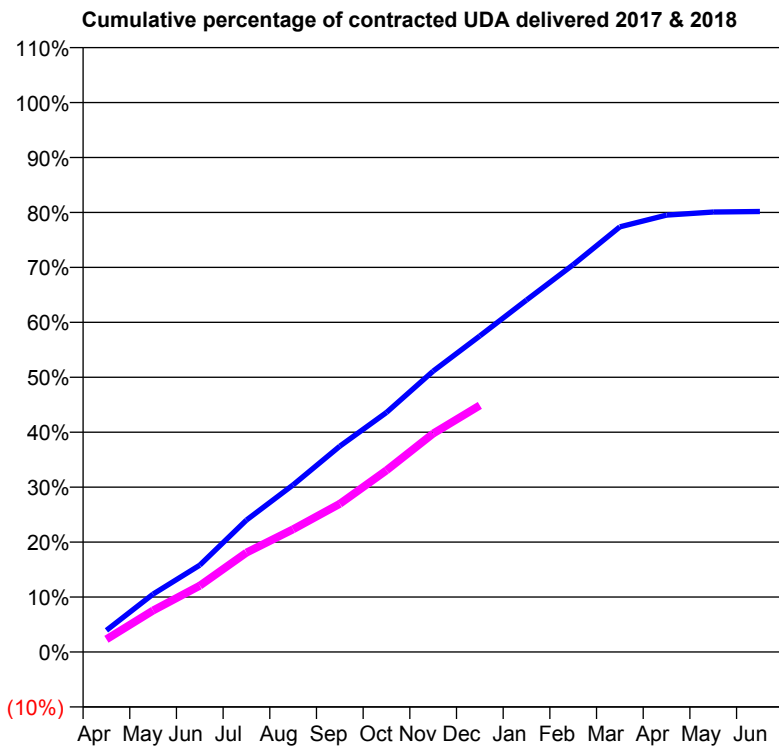
17/18 Contracted general activity (UDA)	31,932
Carry forward general activity (UDA)	0
17/18 Contracted orthodontic activity (UOA)	0
Carry forward orthodontic activity (UOA)	0
Baseline contract value	£967,040.50

### ACCESS\*

Patients seen in 24 months	Total	Change since previous quarter
Quarter ending December 2016	8,218	
Quarter ending March 2017	8,072	↓
Quarter ending June 2017	7,902	↓
Quarter ending September 2017	7,674	↓
Quarter ending December 2017	7,481	↓
<b>Variance since December 2016</b>	<b>(9.0%)</b>	↓



### ACTIVITY



Month	Adjusted Scheduled Activity (UDA)	
	2017	2018
April	1,257	738
May	3,365	2,411
June	5,048	3,856
July	7,665	5,780
August	9,711	7,134
September	11,959	8,611
October	13,923	10,561
November	16,322	12,694
December	18,370	14,333
January	20,456	
February	22,510	
March	24,706	
April	25,389	
May	25,565	
June	25,602	

### QUALITY

	Quantity	Base Number	Contract	AT	Region	England
% of FP17s for the same patient ID Re-attending within 3 months - Children	88	1,512	5.8%	12.4%	12.9%	12.0%
% of FP17s for the same patient ID Re-attending within 3 months - Adults	672	4,848	13.9%	16.8%	16.5%	15.9%
% of FP17s for the same patient ID Re-attending between 3 & 9 months - Children	616	1,512	40.7%	57.3%	59.6%	58.0%
% of FP17s for the same patient ID Re-attending between 3 & 9 months - Adults	2,265	4,848	46.7%	50.6%	52.8%	50.5%
% of FP17s for Band 1 Urgent Courses	468	5,997	7.8%	10.2%	9.1%	9.0%
% of FP17s Relating to Free Repair or Replacements	23	5,997	0.4%	0.9%	1.0%	0.8%
% of FP17s Relating to Continuations	75	5,997	1.3%	1.0%	1.2%	1.1%
% of Patients satisfied with the dentistry they have received	9	11	81.8%	91.8%	91.6%	91.5%
% of Patients satisfied with the time they had to wait for an appointment	9	11	81.8%	88.2%	88.3%	87.9%

\* This is based on patients treated on this contract for their most recent course of treatment. Figures in italics indicate the base number of FP17s or Patient Questionnaire responses are less than 100. N/A is shown where the base number of responses is less than 10 during the period. % is calculated as Quantity/Base number\*100

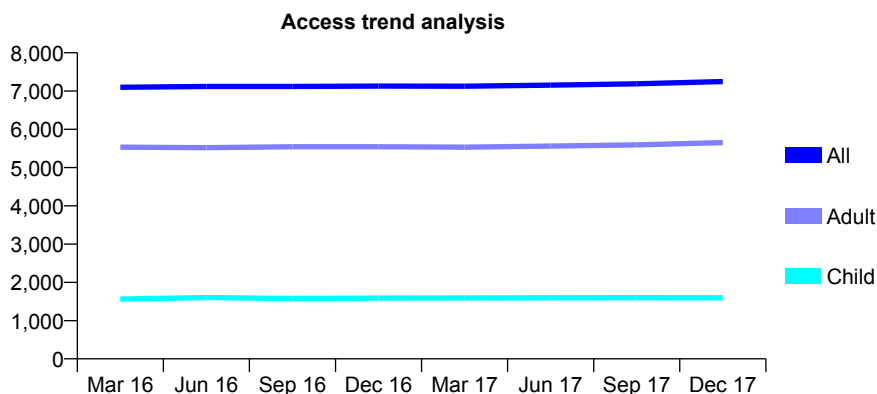
## Q46 - Vital Signs At a Glance Contract Report for 156140/0001 - December 2017

Name or company name	Edgeley Dental Practice
Contract type name	GDS Contract
Purpose of contract	General
Contract start date	22/03/2007
Contract end date	

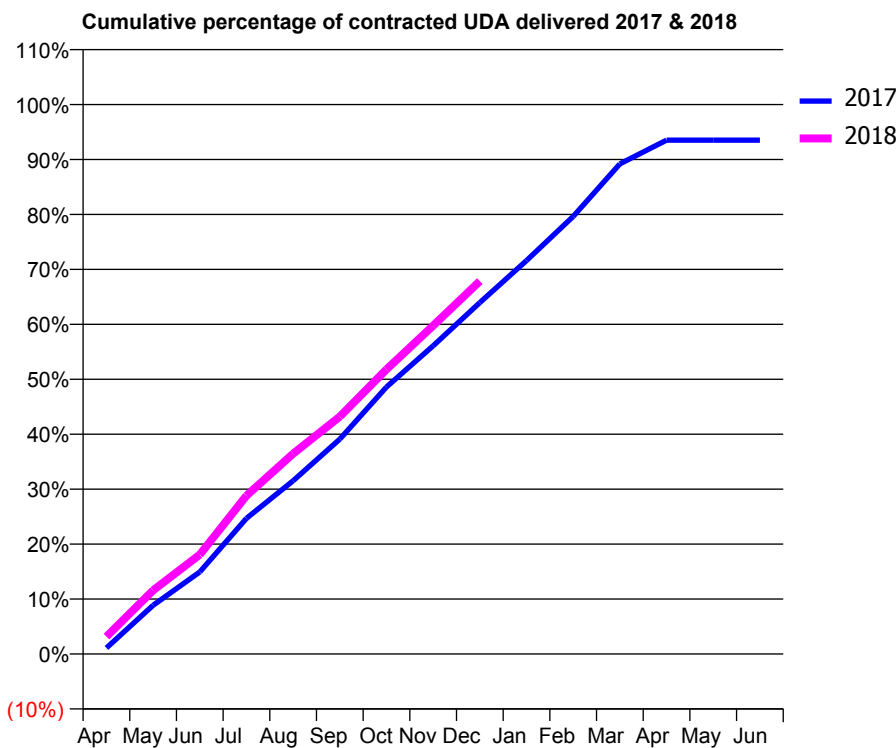
17/18 Contracted general activity (UDA)	22,636
Carry forward general activity (UDA)	0
17/18 Contracted orthodontic activity (UOA)	0
Carry forward orthodontic activity (UOA)	0
Baseline contract value	£727,921.58

### ACCESS\*

Patients seen in 24 months	Total	Change since previous quarter
Quarter ending December 2016	7,131	
Quarter ending March 2017	7,127	→
Quarter ending June 2017	7,155	→
Quarter ending September 2017	7,190	→
Quarter ending December 2017	7,249	→
<b>Variance since December 2016</b>	<b>1.7%</b>	<b>→</b>



### ACTIVITY



Month	Adjusted Scheduled Activity (UDA)	
	2017	2018
April	249	716
May	2,007	2,624
June	3,380	4,095
July	5,587	6,523
August	7,138	8,254
September	8,849	9,778
October	10,997	11,727
November	12,697	13,528
December	14,478	15,360
January	16,208	
February	18,024	
March	20,190	
April	21,166	
May	21,166	
June	21,166	

### QUALITY

	Quantity	Base Number	Contract	AT	Region	England
% of FP17s for the same patient ID Re-attending within 3 months - Children	159	1,817	8.8%	12.4%	12.9%	12.0%
% of FP17s for the same patient ID Re-attending within 3 months - Adults	978	6,765	14.5%	16.8%	16.5%	15.9%
% of FP17s for the same patient ID Re-attending between 3 & 9 months - Children	1,127	1,817	62.0%	57.3%	59.6%	58.0%
% of FP17s for the same patient ID Re-attending between 3 & 9 months - Adults	4,260	6,765	63.0%	50.6%	52.8%	50.5%
% of FP17s for Band 1 Urgent Courses	438	8,133	5.4%	10.2%	9.1%	9.0%
% of FP17s Relating to Free Repair or Replacements	43	8,133	0.5%	0.9%	1.0%	0.8%
% of FP17s Relating to Continuations	228	8,133	2.8%	1.0%	1.2%	1.1%
% of Patients satisfied with the dentistry they have received	3	3	N/A	91.8%	91.6%	91.5%
% of Patients satisfied with the time they had to wait for an appointment	3	3	N/A	88.2%	88.3%	87.9%

\* This is based on patients treated on this contract for their most recent course of treatment. Figures in italics indicate the base number of FP17s or Patient Questionnaire responses are less than 100. N/A is shown where the base number of responses is less than 10 during the period. % is calculated as Quantity/Base number\*100

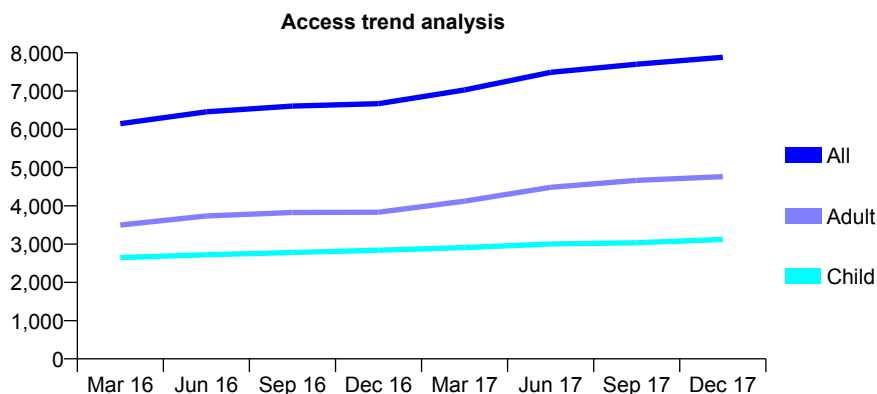
## Q46 - Vital Signs At a Glance Contract Report for 156523/0001 - December 2017

Name or company name	Daylesford Associates Limited
Contract type name	GDS Contract
Purpose of contract	General
Contract start date	22/05/2008
Contract end date	

17/18 Contracted general activity (UDA)	21,288
Carry forward general activity (UDA)	-69
17/18 Contracted orthodontic activity (UOA)	0
Carry forward orthodontic activity (UOA)	0
Baseline contract value	£593,769.76

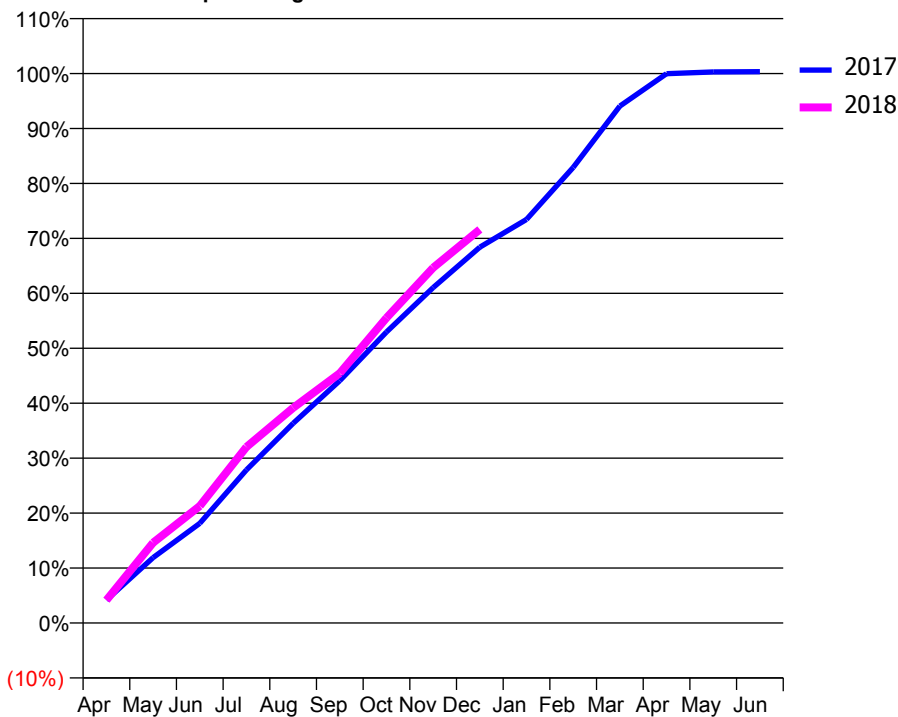
### ACCESS\*

Patients seen in 24 months	Total	Change since previous quarter
Quarter ending December 2016	6,671	
Quarter ending March 2017	7,029	↑
Quarter ending June 2017	7,488	↑
Quarter ending September 2017	7,701	↑
Quarter ending December 2017	7,883	↑
<b>Variance since December 2016</b>	<b>18.2%</b>	<b>↑</b>



### ACTIVITY

Cumulative percentage of contracted UDA delivered 2017 & 2018



Month	Adjusted Scheduled Activity (UDA)	
	2017	2018
April	893	887
May	2,533	3,113
June	3,861	4,535
July	5,933	6,824
August	7,736	8,334
September	9,390	9,680
October	11,274	11,820
November	12,994	13,765
December	14,559	15,247
January	15,633	
February	17,650	
March	20,023	
April	21,283	
May	21,347	
June	21,357	

### QUALITY

	Quantity	Base Number	Contract	AT	Region	England
% of FP17s for the same patient ID Re-attending within 3 months - Children	291	3,411	8.5%	12.4%	12.9%	12.0%
% of FP17s for the same patient ID Re-attending within 3 months - Adults	872	4,350	20.0%	16.8%	16.5%	15.9%
% of FP17s for the same patient ID Re-attending between 3 & 9 months - Children	1,865	3,411	54.7%	57.3%	59.6%	58.0%
% of FP17s for the same patient ID Re-attending between 3 & 9 months - Adults	1,572	4,350	36.1%	50.6%	52.8%	50.5%
% of FP17s for Band 1 Urgent Courses	1,163	7,171	16.2%	10.2%	9.1%	9.0%
% of FP17s Relating to Free Repair or Replacements	10	7,171	0.1%	0.9%	1.0%	0.8%
% of FP17s Relating to Continuations	33	7,171	0.5%	1.0%	1.2%	1.1%
% of Patients satisfied with the dentistry they have received	3	6	N/A	91.8%	91.6%	91.5%
% of Patients satisfied with the time they had to wait for an appointment	3	6	N/A	88.2%	88.3%	87.9%

\* This is based on patients treated on this contract for their most recent course of treatment. Figures in italics indicate the base number of FP17s or Patient Questionnaire responses are less than 100. N/A is shown where the base number of responses is less than 10 during the period. % is calculated as Quantity/Base number\*100

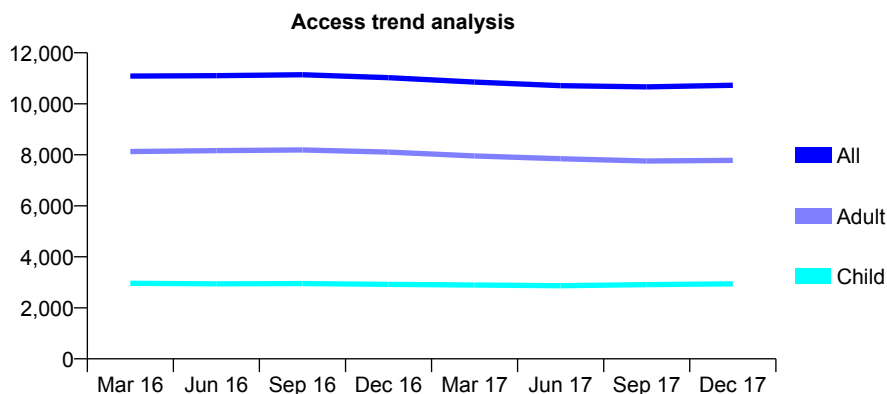
## Q46 - Vital Signs At a Glance Contract Report for 158216/0001 - December 2017

Name or company name	Bredbury Dental Practice Ltd
Contract type name	GDS Contract
Purpose of contract	General
Contract start date	01/04/2008
Contract end date	

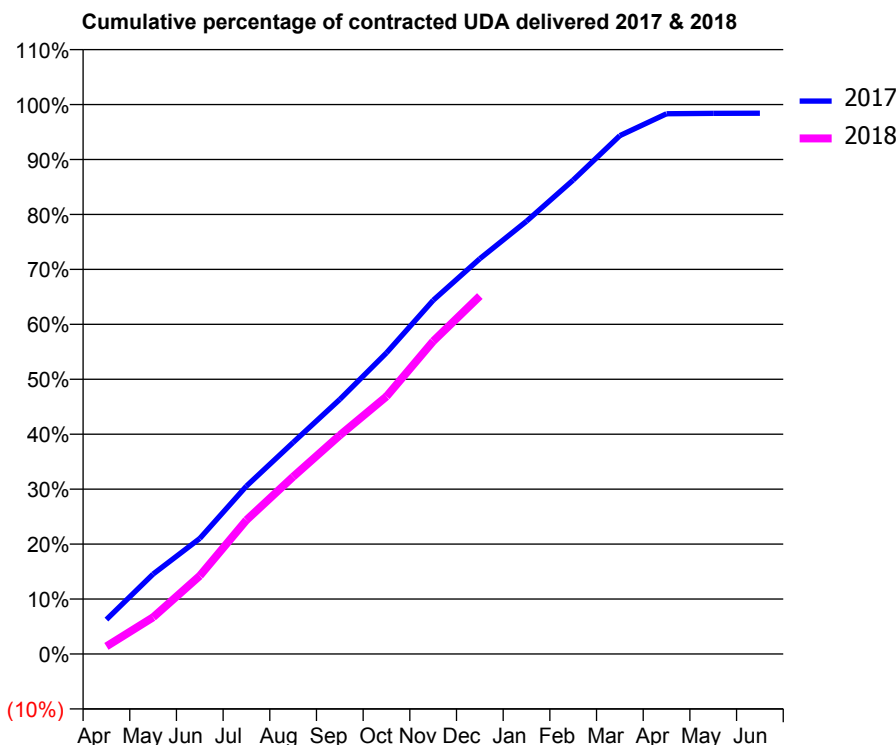
17/18 Contracted general activity (UDA)	29,008
Carry forward general activity (UDA)	460
17/18 Contracted orthodontic activity (UOA)	0
Carry forward orthodontic activity (UOA)	0
Baseline contract value	£839,587.18

### ACCESS\*

Patients seen in 24 months	Total	Change since previous quarter
Quarter ending December 2016	11,025	
Quarter ending March 2017	10,854	↓
Quarter ending June 2017	10,713	↓
Quarter ending September 2017	10,666	→
Quarter ending December 2017	10,725	→
<b>Variance since December 2016</b>	<b>(2.7%)</b>	<b>↓</b>



### ACTIVITY



Month	Adjusted Scheduled Activity (UDA)	
	2017	2018
April	1,818	402
May	4,219	1,939
June	6,101	4,130
July	8,867	7,068
August	11,167	9,362
September	13,444	11,548
October	15,898	13,597
November	18,675	16,508
December	20,872	18,896
January	22,846	
February	25,022	
March	27,368	
April	28,522	
May	28,541	
June	28,548	

### QUALITY

	Quantity	Base Number	Contract	AT	Region	England
% of FP17s for the same patient ID Re-attending within 3 months - Children	238	2,897	8.2%	12.4%	12.9%	12.0%
% of FP17s for the same patient ID Re-attending within 3 months - Adults	690	6,527	10.6%	16.8%	16.5%	15.9%
% of FP17s for the same patient ID Re-attending between 3 & 9 months - Children	1,509	2,897	52.1%	57.3%	59.6%	58.0%
% of FP17s for the same patient ID Re-attending between 3 & 9 months - Adults	2,850	6,527	43.7%	50.6%	52.8%	50.5%
% of FP17s for Band 1 Urgent Courses	427	8,841	4.8%	10.2%	9.1%	9.0%
% of FP17s Relating to Free Repair or Replacements	40	8,841	0.5%	0.9%	1.0%	0.8%
% of FP17s Relating to Continuations	125	8,841	1.4%	1.0%	1.2%	1.1%
% of Patients satisfied with the dentistry they have received	6	6	N/A	91.8%	91.6%	91.5%
% of Patients satisfied with the time they had to wait for an appointment	6	6	N/A	88.2%	88.3%	87.9%

\* This is based on patients treated on this contract for their most recent course of treatment. Figures in italics indicate the base number of FP17s or Patient Questionnaire responses are less than 100. N/A is shown where the base number of responses is less than 10 during the period. % is calculated as Quantity/Base number\*100

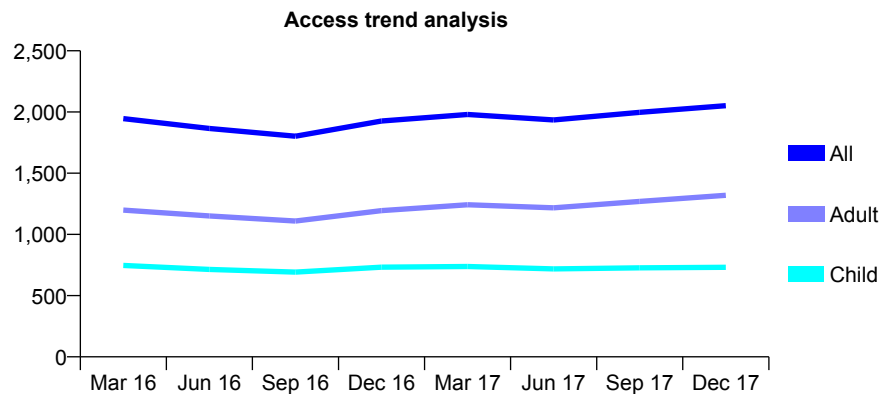
## Q46 - Vital Signs At a Glance Contract Report for 158453/0001 - December 2017

Name or company name	Ravat and Ray Dental Care (Pemberton) Lt
Contract type name	GDS Contract
Purpose of contract	General
Contract start date	01/10/2013
Contract end date	

17/18 Contracted general activity (UDA)	6,500
Carry forward general activity (UDA)	0
17/18 Contracted orthodontic activity (UOA)	0
Carry forward orthodontic activity (UOA)	0
Baseline contract value	£197,833.04

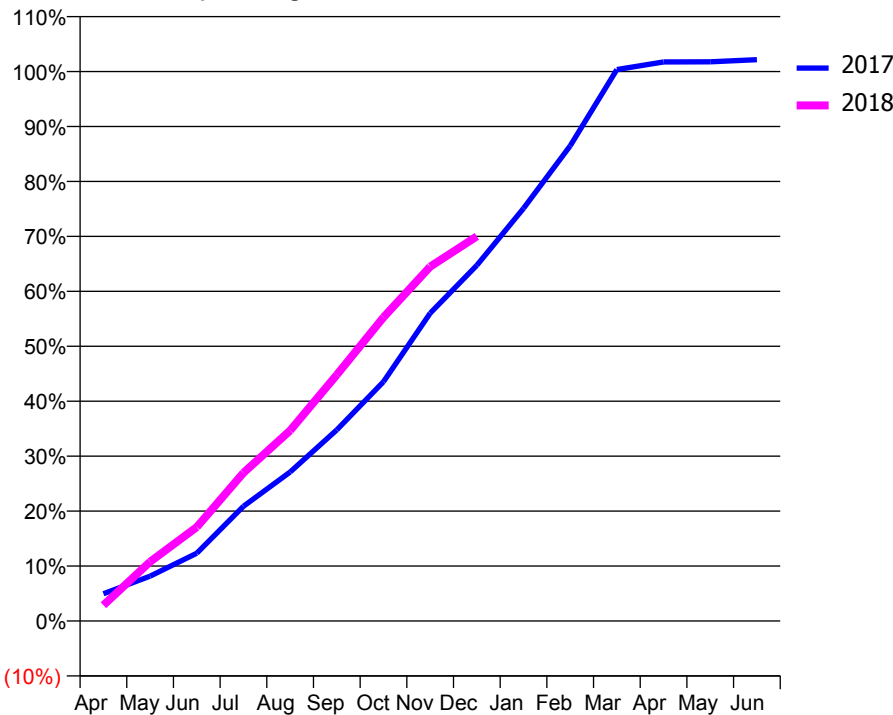
### ACCESS\*

Patients seen in 24 months	Total	Change since previous quarter
Quarter ending December 2016	1,927	
Quarter ending March 2017	1,980	↑
Quarter ending June 2017	1,935	↓
Quarter ending September 2017	1,997	↑
Quarter ending December 2017	2,052	↑
<b>Variance since December 2016</b>	<b>6.5%</b>	<b>↑</b>



### ACTIVITY

Cumulative percentage of contracted UDA delivered 2017 & 2018



Month	Adjusted Scheduled Activity (UDA)	
	2017	2018
April	323	187
May	530	701
June	803	1,111
July	1,358	1,753
August	1,762	2,253
September	2,261	2,913
October	2,831	3,593
November	3,641	4,192
December	4,208	4,549
January	4,882	
February	5,621	
March	6,523	
April	6,612	
May	6,615	
June	6,640	

### QUALITY

	Quantity	Base Number	Contract	AT	Region	England
% of FP17s for the same patient ID Re-attending within 3 months - Children	181	982	18.4%	12.4%	12.9%	12.0%
% of FP17s for the same patient ID Re-attending within 3 months - Adults	221	1,384	16.0%	16.8%	16.5%	15.9%
% of FP17s for the same patient ID Re-attending between 3 & 9 months - Children	631	982	64.3%	57.3%	59.6%	58.0%
% of FP17s for the same patient ID Re-attending between 3 & 9 months - Adults	716	1,384	51.7%	50.6%	52.8%	50.5%
% of FP17s for Band 1 Urgent Courses	256	2,319	11.0%	10.2%	9.1%	9.0%
% of FP17s Relating to Free Repair or Replacements	13	2,319	0.6%	0.9%	1.0%	0.8%
% of FP17s Relating to Continuations	1	2,319	0.0%	1.0%	1.2%	1.1%
% of Patients satisfied with the dentistry they have received	0	0	N/A	91.8%	91.6%	91.5%
% of Patients satisfied with the time they had to wait for an appointment	0	0	N/A	88.2%	88.3%	87.9%

\* This is based on patients treated on this contract for their most recent course of treatment. Figures in italics indicate the base number of FP17s or Patient Questionnaire responses are less than 100. N/A is shown where the base number of responses is less than 10 during the period. % is calculated as Quantity/Base number\*100

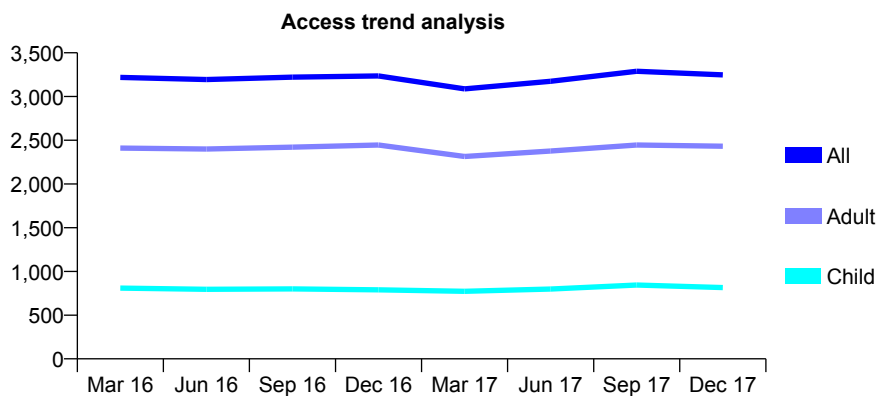
## Q46 - Vital Signs At a Glance Contract Report for 158550/0001 - December 2017

Name or company name	Pearl Smile Limited
Contract type name	GDS Contract
Purpose of contract	General
Contract start date	01/03/2010
Contract end date	

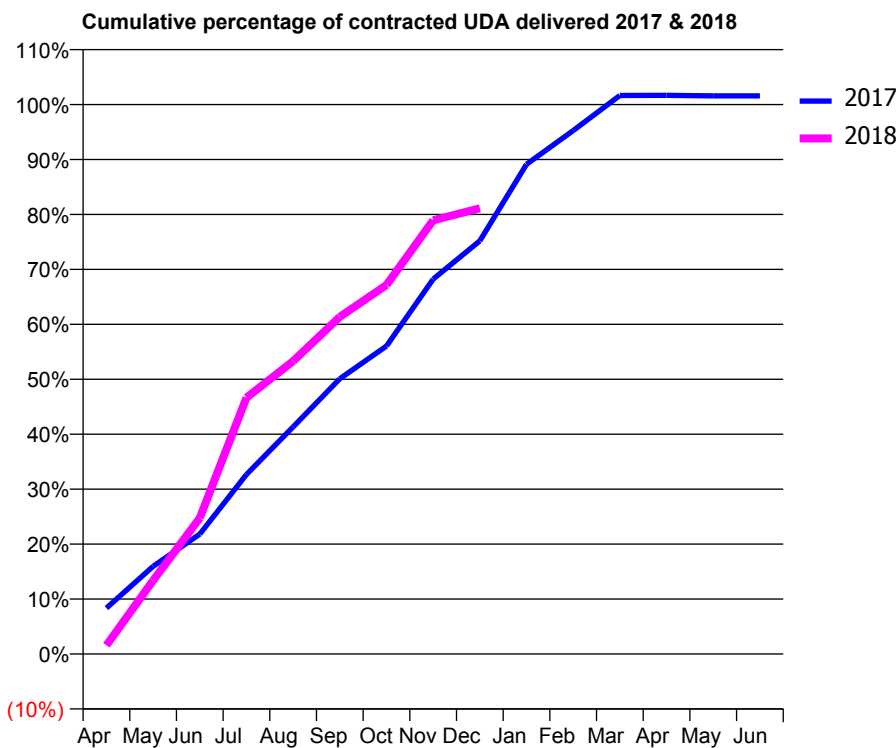
17/18 Contracted general activity (UDA)	9,882
Carry forward general activity (UDA)	-156
17/18 Contracted orthodontic activity (UOA)	0
Carry forward orthodontic activity (UOA)	0
Baseline contract value	£270,245.69

### ACCESS\*

Patients seen in 24 months	Total	Change since previous quarter
Quarter ending December 2016	3,235	
Quarter ending March 2017	3,087	↓
Quarter ending June 2017	3,175	↑
Quarter ending September 2017	3,289	↑
Quarter ending December 2017	3,247	↓
<b>Variance since December 2016</b>	<b>0.4%</b>	→



### ACTIVITY



Month	Adjusted Scheduled Activity (UDA)	
	2017	2018
April	826	156
May	1,577	1,322
June	2,157	2,448
July	3,229	4,610
August	4,086	5,267
September	4,950	6,063
October	5,539	6,637
November	6,742	7,800
December	7,431	8,016
January	8,806	
February	9,413	
March	10,044	
April	10,048	
May	10,038	
June	10,038	

### QUALITY

	Quantity	Base Number	Contract	AT	Region	England
% of FP17s for the same patient ID Re-attending within 3 months - Children	75	810	9.3%	12.4%	12.9%	12.0%
% of FP17s for the same patient ID Re-attending within 3 months - Adults	327	2,244	14.6%	16.8%	16.5%	15.9%
% of FP17s for the same patient ID Re-attending between 3 & 9 months - Children	354	810	43.7%	57.3%	59.6%	58.0%
% of FP17s for the same patient ID Re-attending between 3 & 9 months - Adults	1,060	2,244	47.2%	50.6%	52.8%	50.5%
% of FP17s for Band 1 Urgent Courses	250	3,050	8.2%	10.2%	9.1%	9.0%
% of FP17s Relating to Free Repair or Replacements	5	3,050	0.2%	0.9%	1.0%	0.8%
% of FP17s Relating to Continuations	3	3,050	0.1%	1.0%	1.2%	1.1%
% of Patients satisfied with the dentistry they have received	4	4	N/A	91.8%	91.6%	91.5%
% of Patients satisfied with the time they had to wait for an appointment	3	4	N/A	88.2%	88.3%	87.9%

\* This is based on patients treated on this contract for their most recent course of treatment. Figures in italics indicate the base number of FP17s or Patient Questionnaire responses are less than 100. N/A is shown where the base number of responses is less than 10 during the period. % is calculated as Quantity/Base number\*100



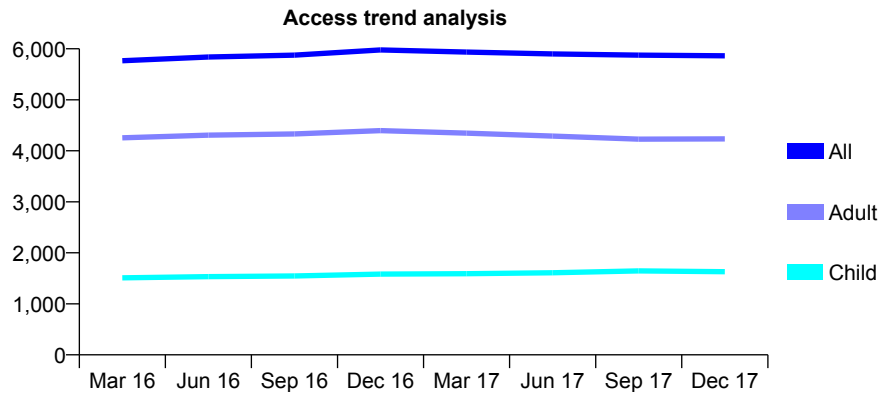
## Q46 - Vital Signs At a Glance Contract Report for 158674/0001 - December 2017

Name or company name	IDH 418 Limited
Contract type name	GDS Contract
Purpose of contract	General
Contract start date	01/10/2008
Contract end date	

17/18 Contracted general activity (UDA)	15,889
Carry forward general activity (UDA)	98
17/18 Contracted orthodontic activity (UOA)	0
Carry forward orthodontic activity (UOA)	0
Baseline contract value	£569,991.07

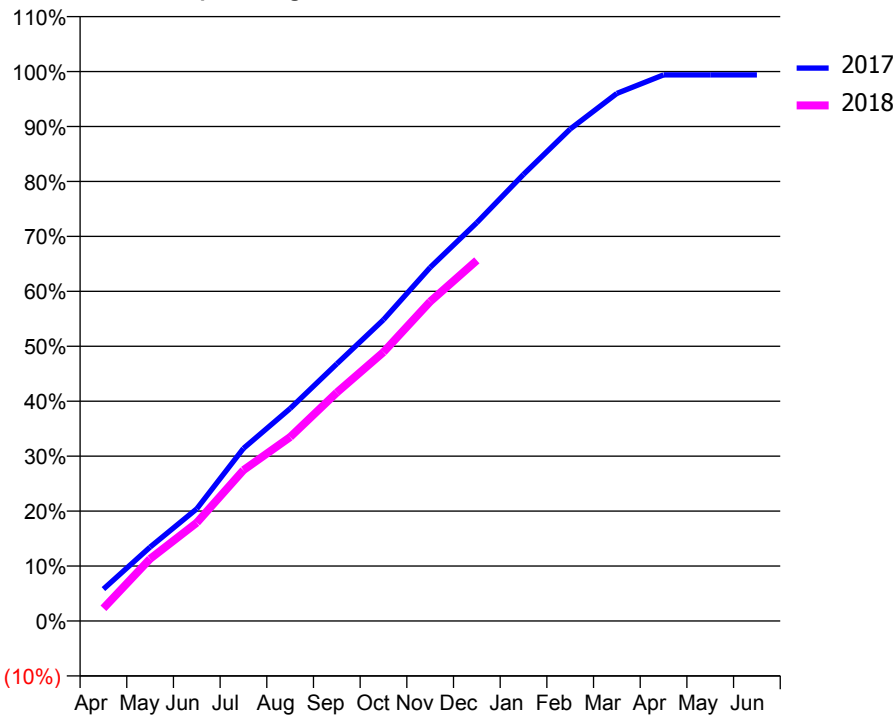
### ACCESS\*

Patients seen in 24 months	Total	Change since previous quarter
Quarter ending December 2016	5,979	
Quarter ending March 2017	5,936	→
Quarter ending June 2017	5,899	→
Quarter ending September 2017	5,876	→
Quarter ending December 2017	5,863	→
<b>Variance since December 2016</b>	<b>(1.9%)</b>	<b>↓</b>



### ACTIVITY

Cumulative percentage of contracted UDA delivered 2017 & 2018



Month	Adjusted Scheduled Activity (UDA)	
	2017	2018
April	923	367
May	2,139	1,798
June	3,243	2,842
July	4,990	4,362
August	6,143	5,319
September	7,436	6,606
October	8,710	7,775
November	10,222	9,236
December	11,520	10,426
January	12,915	
February	14,226	
March	15,257	
April	15,791	
May	15,791	
June	15,791	

### QUALITY

	Quantity	Base Number	Contract	AT	Region	England
% of FP17s for the same patient ID Re-attending within 3 months - Children	93	1,501	6.2%	12.4%	12.9%	12.0%
% of FP17s for the same patient ID Re-attending within 3 months - Adults	351	3,575	9.8%	16.8%	16.5%	15.9%
% of FP17s for the same patient ID Re-attending between 3 & 9 months - Children	736	1,501	49.0%	57.3%	59.6%	58.0%
% of FP17s for the same patient ID Re-attending between 3 & 9 months - Adults	1,690	3,575	47.3%	50.6%	52.8%	50.5%
% of FP17s for Band 1 Urgent Courses	156	4,818	3.2%	10.2%	9.1%	9.0%
% of FP17s Relating to Free Repair or Replacements	54	4,818	1.1%	0.9%	1.0%	0.8%
% of FP17s Relating to Continuations	103	4,818	2.1%	1.0%	1.2%	1.1%
% of Patients satisfied with the dentistry they have received	1	1	N/A	91.8%	91.6%	91.5%
% of Patients satisfied with the time they had to wait for an appointment	1	1	N/A	88.2%	88.3%	87.9%

\* This is based on patients treated on this contract for their most recent course of treatment. Figures in italics indicate the base number of FP17s or Patient Questionnaire responses are less than 100. N/A is shown where the base number of responses is less than 10 during the period. % is calculated as Quantity/Base number\*100

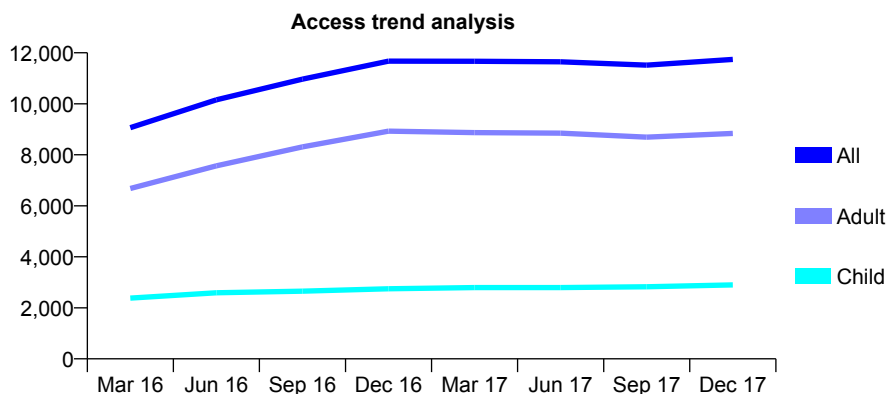
## Q46 - Vital Signs At a Glance Contract Report for 160059/0001 - December 2017

Name or company name	REVIVE DENTAL CARE LIMITED
Contract type name	Pilot Contract
Purpose of contract	General
Contract start date	01/01/2015
Contract end date	

17/18 Contracted general activity (UDA)	28,580
Carry forward general activity (UDA)	0
17/18 Contracted orthodontic activity (UOA)	0
Carry forward orthodontic activity (UOA)	0
Baseline contract value	£1,017,263.31

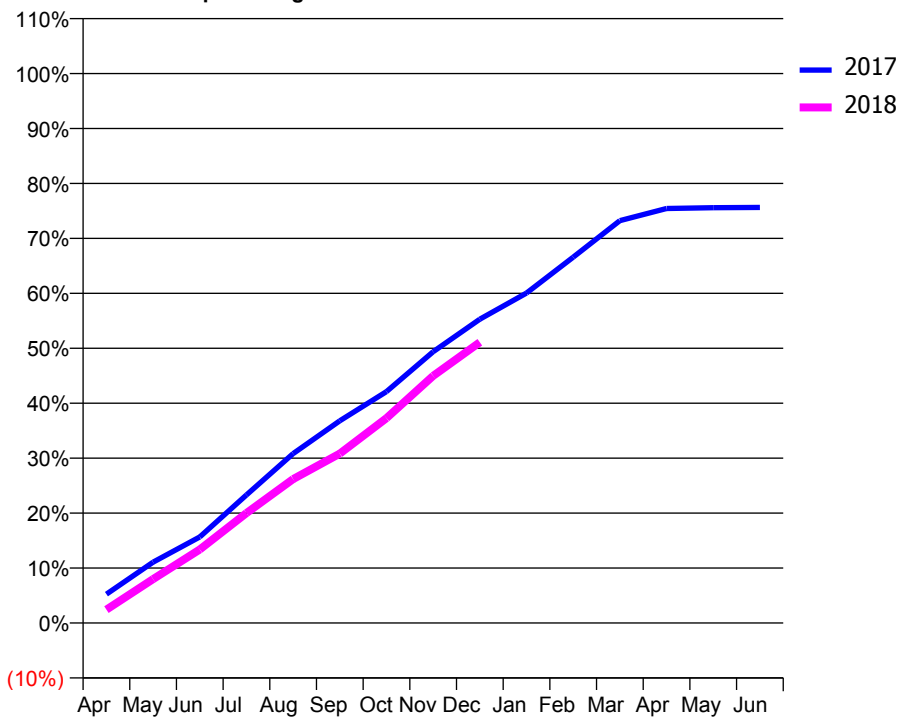
### ACCESS\*

Patients seen in 24 months	Total	Change since previous quarter
Quarter ending December 2016	11,674	
Quarter ending March 2017	11,666	→
Quarter ending June 2017	11,647	→
Quarter ending September 2017	11,518	↓
Quarter ending December 2017	11,741	→
<b>Variance since December 2016</b>	<b>0.6%</b>	<b>→</b>



### ACTIVITY

Cumulative percentage of contracted UDA delivered 2017 & 2018



Month	Adjusted Scheduled Activity (UDA)	
	2017	2018
April	1,502	699
May	3,168	2,282
June	4,478	3,825
July	6,661	5,719
August	8,814	7,484
September	10,516	8,814
October	12,037	10,653
November	14,110	12,854
December	15,800	14,601
January	17,165	
February	19,027	
March	20,930	
April	21,556	
May	21,598	
June	21,614	

### QUALITY

	Quantity	Base Number	Contract	AT	Region	England
% of FP17s for the same patient ID Re-attending within 3 months - Children	185	2,642	7.0%	12.4%	12.9%	12.0%
% of FP17s for the same patient ID Re-attending within 3 months - Adults	770	6,090	12.6%	16.8%	16.5%	15.9%
% of FP17s for the same patient ID Re-attending between 3 & 9 months - Children	1,053	2,642	39.9%	57.3%	59.6%	58.0%
% of FP17s for the same patient ID Re-attending between 3 & 9 months - Adults	1,152	6,090	18.9%	50.6%	52.8%	50.5%
% of FP17s for Band 1 Urgent Courses	1,479	8,216	18.0%	10.2%	9.1%	9.0%
% of FP17s Relating to Free Repair or Replacements	13	8,216	0.2%	0.9%	1.0%	0.8%
% of FP17s Relating to Continuations	0	8,216	0.0%	1.0%	1.2%	1.1%
% of Patients satisfied with the dentistry they have received	3	3	N/A	91.8%	91.6%	91.5%
% of Patients satisfied with the time they had to wait for an appointment	2	3	N/A	88.2%	88.3%	87.9%

\* This is based on patients treated on this contract for their most recent course of treatment. Figures in italics indicate the base number of FP17s or Patient Questionnaire responses are less than 100. N/A is shown where the base number of responses is less than 10 during the period. % is calculated as Quantity/Base number\*100

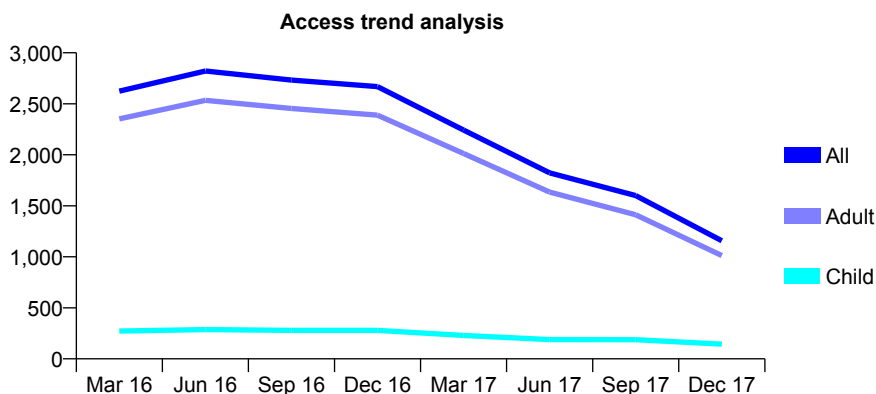
## Q46 - Vital Signs At a Glance Contract Report for 160059/0004 - December 2017

Name or company name	REVIVE DENTAL CARE LIMITED
Contract type name	PDS Contract
Purpose of contract	General
Contract start date	01/01/2015
Contract end date	31/03/2018

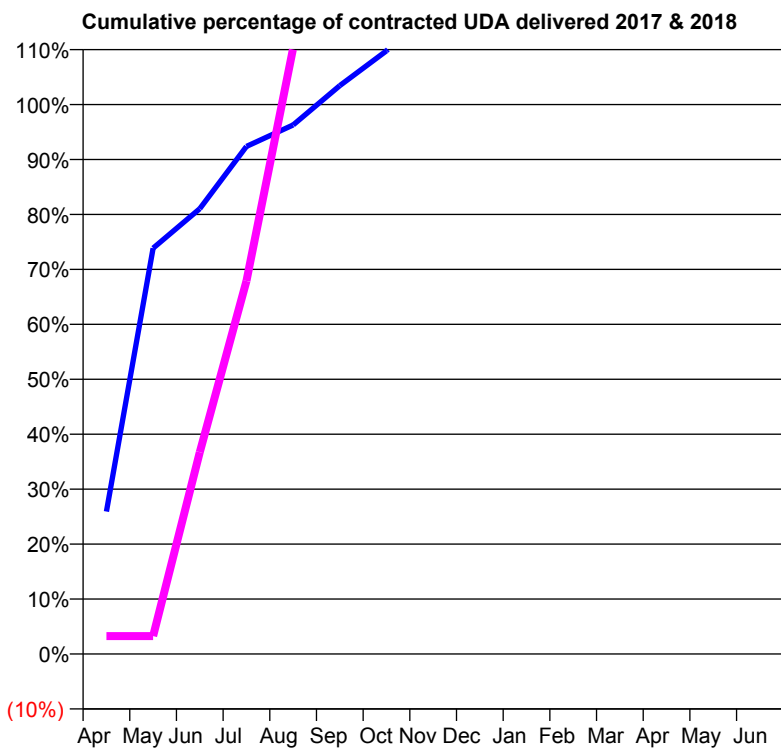
17/18 Contracted general activity (UDA)	918
Carry forward general activity (UDA)	-18
17/18 Contracted orthodontic activity (UOA)	0
Carry forward orthodontic activity (UOA)	0
Baseline contract value	£50,923.99

### ACCESS\*

Patients seen in 24 months	Total	Change since previous quarter
Quarter ending December 2016	2,668	
Quarter ending March 2017	2,243	↓
Quarter ending June 2017	1,823	↓
Quarter ending September 2017	1,600	↓
Quarter ending December 2017	1,157	↓
<b>Variance since December 2016</b>	<b>(56.6%)</b>	<b>↓</b>



### ACTIVITY



Adjusted Scheduled Activity (UDA)		
Month	2017	2018
April	238	30
May	678	30
June	744	337
July	848	623
August	884	1,011
September	950	1,394
October	1,008	1,616
November	1,084	1,710
December	1,218	1,710
January	1,270	
February	1,482	
March	1,482	
April	1,497	
May	1,497	
June	1,508	

### QUALITY

	Quantity	Base Number	Contract	AT	Region	England
% of FP17s for the same patient ID Re-attending within 3 months - Children	0	72	0.0%	12.4%	12.9%	12.0%
% of FP17s for the same patient ID Re-attending within 3 months - Adults	29	416	7.0%	16.8%	16.5%	15.9%
% of FP17s for the same patient ID Re-attending between 3 & 9 months - Children	1	72	1.4%	57.3%	59.6%	58.0%
% of FP17s for the same patient ID Re-attending between 3 & 9 months - Adults	5	416	1.2%	50.6%	52.8%	50.5%
% of FP17s for Band 1 Urgent Courses	48	480	10.0%	10.2%	9.1%	9.0%
% of FP17s Relating to Free Repair or Replacements	0	480	0.0%	0.9%	1.0%	0.8%
% of FP17s Relating to Continuations	0	480	0.0%	1.0%	1.2%	1.1%
% of Patients satisfied with the dentistry they have received	0	0	N/A	91.8%	91.6%	91.5%
% of Patients satisfied with the time they had to wait for an appointment	0	0	N/A	88.2%	88.3%	87.9%

\* This is based on patients treated on this contract for their most recent course of treatment. Figures in italics indicate the base number of FP17s or Patient Questionnaire responses are less than 100. N/A is shown where the base number of responses is less than 10 during the period. % is calculated as Quantity/Base number\*100

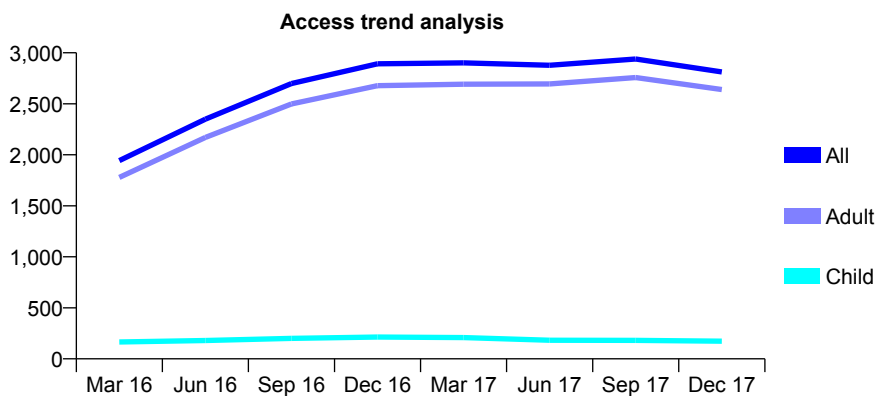
## Q46 - Vital Signs At a Glance Contract Report for 160059/0005 - December 2017

Name or company name	REVIVE DENTAL CARE LIMITED
Contract type name	PDS Contract
Purpose of contract	General
Contract start date	01/01/2015
Contract end date	31/03/2018

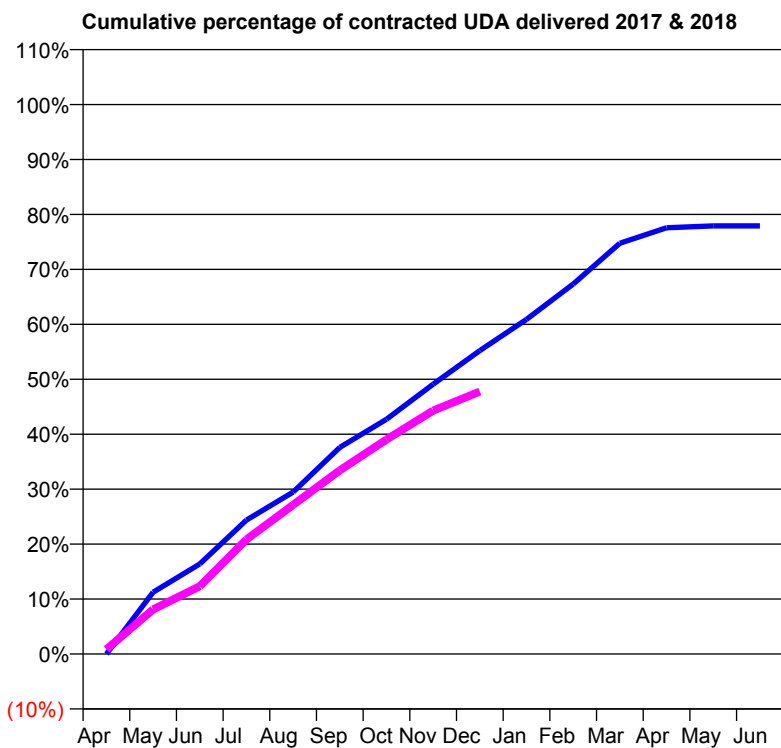
17/18 Contracted general activity (UDA)	4,800
Carry forward general activity (UDA)	0
17/18 Contracted orthodontic activity (UOA)	0
Carry forward orthodontic activity (UOA)	0
Baseline contract value	£153,068.62

### ACCESS\*

Patients seen in 24 months	Total	Change since previous quarter
Quarter ending December 2016	2,892	
Quarter ending March 2017	2,901	→
Quarter ending June 2017	2,878	→
Quarter ending September 2017	2,939	↑
Quarter ending December 2017	2,813	↓
<b>Variance since December 2016</b>	<b>(2.7%)</b>	<b>↓</b>



### ACTIVITY



Month	Adjusted Scheduled Activity (UDA)	
	2017	2018
April	0	41
May	540	389
June	787	592
July	1,170	1,001
August	1,414	1,303
September	1,805	1,605
October	2,051	1,874
November	2,357	2,127
December	2,651	2,292
January	2,923	
February	3,232	
March	3,588	
April	3,724	
May	3,740	
June	3,740	

### QUALITY

	Quantity	Base Number	Contract	AT	Region	England
% of FP17s for the same patient ID Re-attending within 3 months - Children	6	136	4.4%	12.4%	12.9%	12.0%
% of FP17s for the same patient ID Re-attending within 3 months - Adults	146	1,902	7.7%	16.8%	16.5%	15.9%
% of FP17s for the same patient ID Re-attending between 3 & 9 months - Children	6	136	4.4%	57.3%	59.6%	58.0%
% of FP17s for the same patient ID Re-attending between 3 & 9 months - Adults	76	1,902	4.0%	50.6%	52.8%	50.5%
% of FP17s for Band 1 Urgent Courses	1,907	1,910	99.8%	10.2%	9.1%	9.0%
% of FP17s Relating to Free Repair or Replacements	1	1,910	0.1%	0.9%	1.0%	0.8%
% of FP17s Relating to Continuations	0	1,910	0.0%	1.0%	1.2%	1.1%
% of Patients satisfied with the dentistry they have received	0	0	N/A	91.8%	91.6%	91.5%
% of Patients satisfied with the time they had to wait for an appointment	0	0	N/A	88.2%	88.3%	87.9%

\* This is based on patients treated on this contract for their most recent course of treatment. Figures in italics indicate the base number of FP17s or Patient Questionnaire responses are less than 100. N/A is shown where the base number of responses is less than 10 during the period. % is calculated as Quantity/Base number\*100

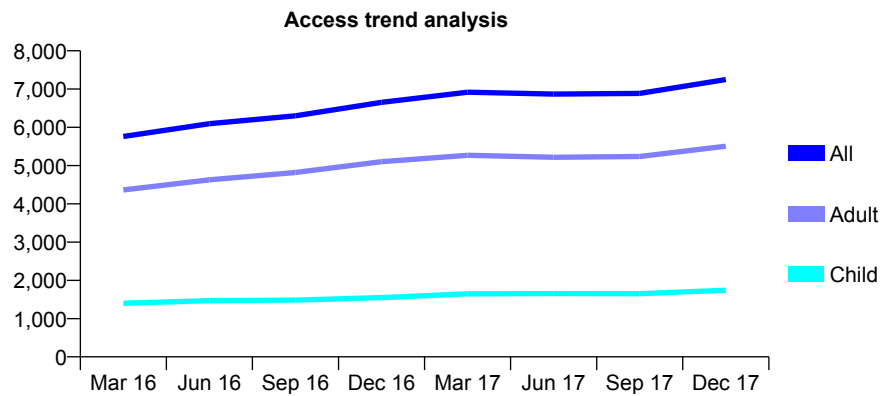
## Q46 - Vital Signs At a Glance Contract Report for 160059/0007 - December 2017

Name or company name	REVIVE DENTAL CARE LIMITED
Contract type name	GDS Contract
Purpose of contract	General
Contract start date	01/01/2015
Contract end date	

17/18 Contracted general activity (UDA)	20,000
Carry forward general activity (UDA)	0
17/18 Contracted orthodontic activity (UOA)	0
Carry forward orthodontic activity (UOA)	0
Baseline contract value	£494,519.04

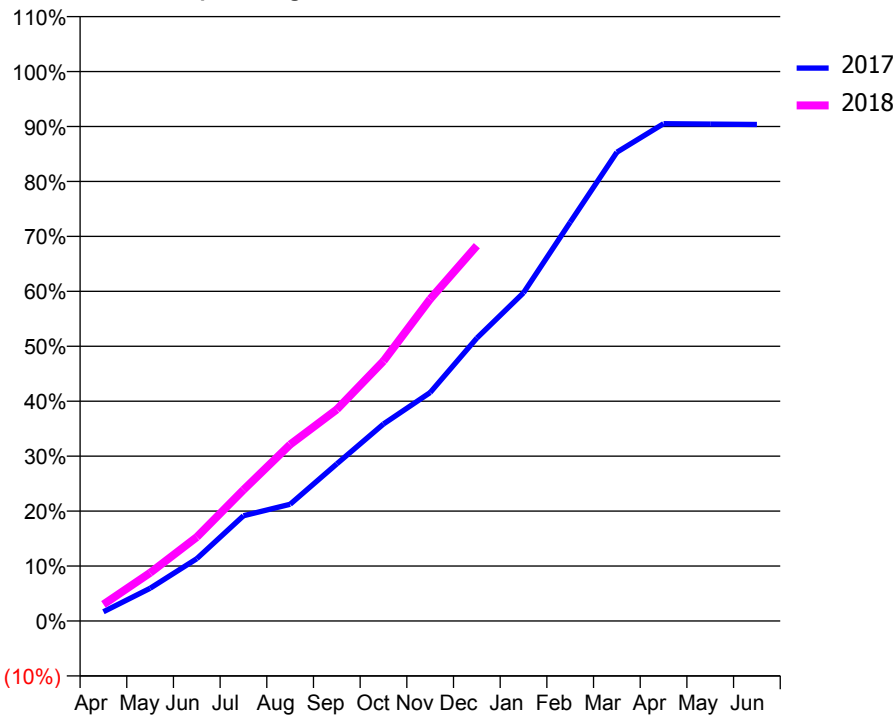
### ACCESS\*

Patients seen in 24 months	Total	Change since previous quarter
Quarter ending December 2016	6,651	
Quarter ending March 2017	6,917	↑
Quarter ending June 2017	6,870	→
Quarter ending September 2017	6,888	→
Quarter ending December 2017	7,248	↑
<b>Variance since December 2016</b>	<b>9.0%</b>	<b>↑</b>



### ACTIVITY

Cumulative percentage of contracted UDA delivered 2017 & 2018



Month	Adjusted Scheduled Activity (UDA)	
	2017	2018
April	335	606
May	1,194	1,756
June	2,271	3,055
July	3,833	4,775
August	4,251	6,424
September	5,720	7,699
October	7,171	9,461
November	8,318	11,716
December	10,295	13,658
January	11,948	
February	14,513	
March	17,063	
April	18,102	
May	18,088	
June	18,072	

### QUALITY

	Quantity	Base Number	Contract	AT	Region	England
% of FP17s for the same patient ID Re-attending within 3 months - Children	136	1,861	7.3%	12.4%	12.9%	12.0%
% of FP17s for the same patient ID Re-attending within 3 months - Adults	842	5,144	16.4%	16.8%	16.5%	15.9%
% of FP17s for the same patient ID Re-attending between 3 & 9 months - Children	1,090	1,861	58.6%	57.3%	59.6%	58.0%
% of FP17s for the same patient ID Re-attending between 3 & 9 months - Adults	2,137	5,144	41.5%	50.6%	52.8%	50.5%
% of FP17s for Band 1 Urgent Courses	961	6,530	14.7%	10.2%	9.1%	9.0%
% of FP17s Relating to Free Repair or Replacements	90	6,530	1.4%	0.9%	1.0%	0.8%
% of FP17s Relating to Continuations	25	6,530	0.4%	1.0%	1.2%	1.1%
% of Patients satisfied with the dentistry they have received	6	8	N/A	91.8%	91.6%	91.5%
% of Patients satisfied with the time they had to wait for an appointment	6	8	N/A	88.2%	88.3%	87.9%

\* This is based on patients treated on this contract for their most recent course of treatment. Figures in italics indicate the base number of FP17s or Patient Questionnaire responses are less than 100. N/A is shown where the base number of responses is less than 10 during the period. % is calculated as Quantity/Base number\*100

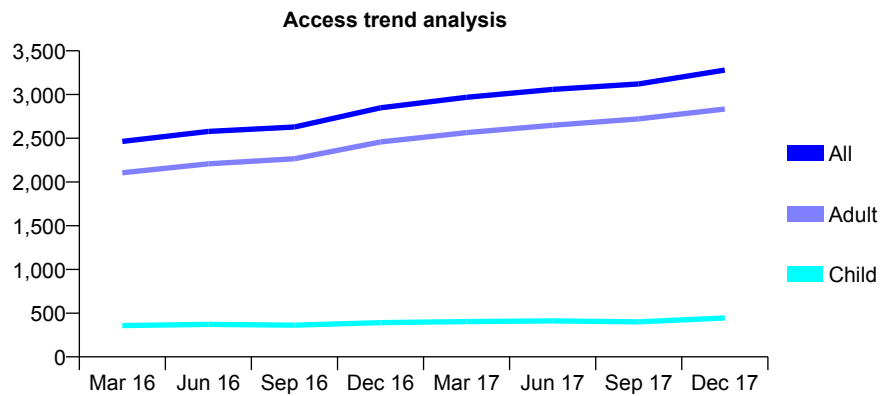
## Q46 - Vital Signs At a Glance Contract Report for 160059/0008 - December 2017

Name or company name	REVIVE DENTAL CARE LIMITED
Contract type name	GDS Contract
Purpose of contract	General
Contract start date	01/01/2015
Contract end date	

17/18 Contracted general activity (UDA)	8,032
Carry forward general activity (UDA)	0
17/18 Contracted orthodontic activity (UOA)	0
Carry forward orthodontic activity (UOA)	0
Baseline contract value	£268,549.35

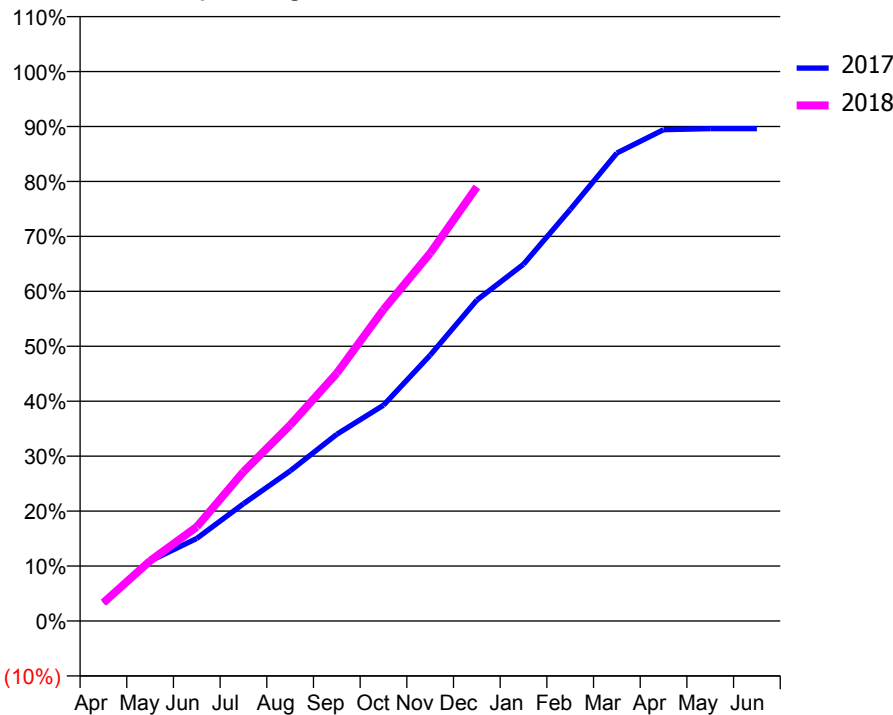
### ACCESS\*

Patients seen in 24 months	Total	Change since previous quarter
Quarter ending December 2016	2,848	
Quarter ending March 2017	2,968	↑
Quarter ending June 2017	3,059	↑
Quarter ending September 2017	3,121	↑
Quarter ending December 2017	3,279	↑
<b>Variance since December 2016</b>	<b>15.1%</b>	<b>↑</b>



### ACTIVITY

Cumulative percentage of contracted UDA delivered 2017 & 2018



Month	Adjusted Scheduled Activity (UDA)	
	2017	2018
April	265	268
May	876	880
June	1,208	1,378
July	1,715	2,182
August	2,193	2,865
September	2,730	3,622
October	3,156	4,553
November	3,885	5,376
December	4,691	6,345
January	5,215	
February	6,013	
March	6,841	
April	7,181	
May	7,197	
June	7,196	

### QUALITY

	Quantity	Base Number	Contract	AT	Region	England
% of FP17s for the same patient ID Re-attending within 3 months - Children	55	474	11.6%	12.4%	12.9%	12.0%
% of FP17s for the same patient ID Re-attending within 3 months - Adults	432	2,546	17.0%	16.8%	16.5%	15.9%
% of FP17s for the same patient ID Re-attending between 3 & 9 months - Children	195	474	41.1%	57.3%	59.6%	58.0%
% of FP17s for the same patient ID Re-attending between 3 & 9 months - Adults	704	2,546	27.7%	50.6%	52.8%	50.5%
% of FP17s for Band 1 Urgent Courses	535	2,862	18.7%	10.2%	9.1%	9.0%
% of FP17s Relating to Free Repair or Replacements	2	2,862	0.1%	0.9%	1.0%	0.8%
% of FP17s Relating to Continuations	0	2,862	0.0%	1.0%	1.2%	1.1%
% of Patients satisfied with the dentistry they have received	0	0	N/A	91.8%	91.6%	91.5%
% of Patients satisfied with the time they had to wait for an appointment	0	0	N/A	88.2%	88.3%	87.9%

\* This is based on patients treated on this contract for their most recent course of treatment. Figures in italics indicate the base number of FP17s or Patient Questionnaire responses are less than 100. N/A is shown where the base number of responses is less than 10 during the period. % is calculated as Quantity/Base number\*100

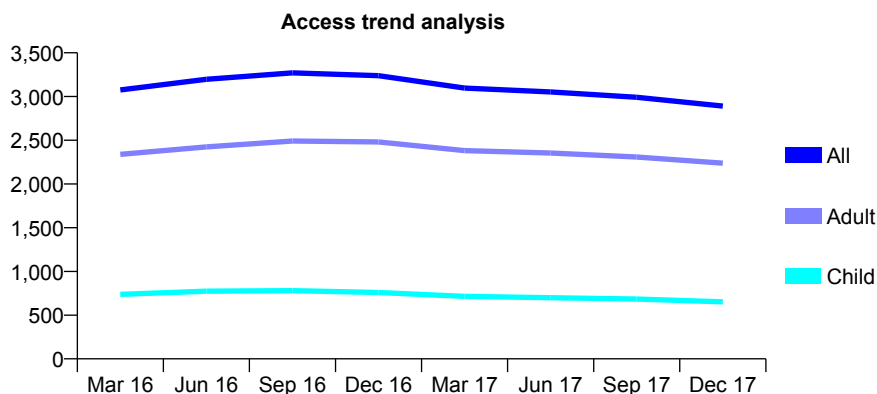
## Q46 - Vital Signs At a Glance Contract Report for 160288/0001 - December 2017

Name or company name	Allan Dental Practice
Contract type name	GDS Contract
Purpose of contract	General
Contract start date	01/09/2012
Contract end date	

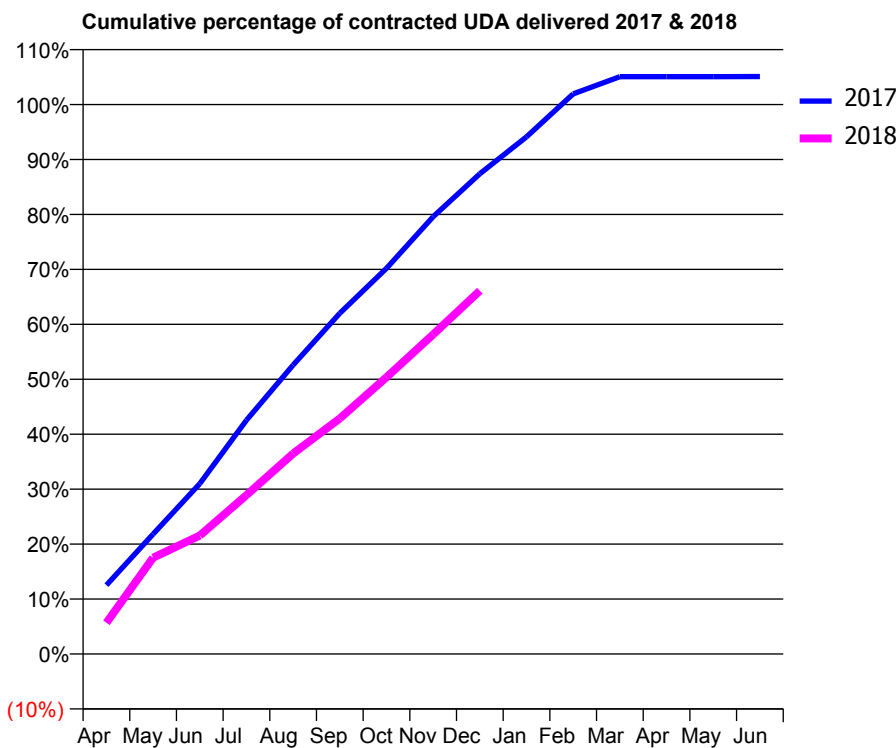
17/18 Contracted general activity (UDA)	9,486
Carry forward general activity (UDA)	-190
17/18 Contracted orthodontic activity (UOA)	0
Carry forward orthodontic activity (UOA)	0
Baseline contract value	£315,320.14

### ACCESS\*

Patients seen in 24 months	Total	Change since previous quarter
Quarter ending December 2016	3,239	
Quarter ending March 2017	3,097	↓
Quarter ending June 2017	3,053	↓
Quarter ending September 2017	2,992	↓
Quarter ending December 2017	2,890	↓
<b>Variance since December 2016</b>	<b>(10.8%)</b>	<b>↓</b>



### ACTIVITY



Month	Adjusted Scheduled Activity (UDA)	
	2017	2018
April	1,189	541
May	2,071	1,663
June	2,940	2,044
July	4,037	2,742
August	4,989	3,460
September	5,884	4,066
October	6,659	4,777
November	7,550	5,517
December	8,289	6,271
January	8,927	
February	9,669	
March	9,966	
April	9,967	
May	9,967	
June	9,968	

### QUALITY

	Quantity	Base Number	Contract	AT	Region	England
% of FP17s for the same patient ID Re-attending within 3 months - Children	33	661	5.0%	12.4%	12.9%	12.0%
% of FP17s for the same patient ID Re-attending within 3 months - Adults	275	2,206	12.5%	16.8%	16.5%	15.9%
% of FP17s for the same patient ID Re-attending between 3 & 9 months - Children	436	661	66.0%	57.3%	59.6%	58.0%
% of FP17s for the same patient ID Re-attending between 3 & 9 months - Adults	1,303	2,206	59.1%	50.6%	52.8%	50.5%
% of FP17s for Band 1 Urgent Courses	362	2,862	12.6%	10.2%	9.1%	9.0%
% of FP17s Relating to Free Repair or Replacements	0	2,862	0.0%	0.9%	1.0%	0.8%
% of FP17s Relating to Continuations	4	2,862	0.1%	1.0%	1.2%	1.1%
% of Patients satisfied with the dentistry they have received	4	4	N/A	91.8%	91.6%	91.5%
% of Patients satisfied with the time they had to wait for an appointment	4	4	N/A	88.2%	88.3%	87.9%

\* This is based on patients treated on this contract for their most recent course of treatment. Figures in italics indicate the base number of FP17s or Patient Questionnaire responses are less than 100. N/A is shown where the base number of responses is less than 10 during the period. % is calculated as Quantity/Base number\*100

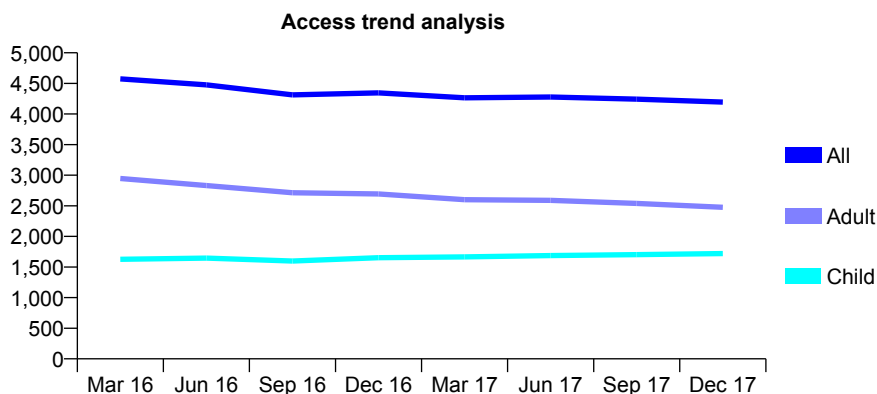
## Q46 - Vital Signs At a Glance Contract Report for 160717/0001 - December 2017

Name or company name	Archway (Manchester) Ltd
Contract type name	GDS Contract
Purpose of contract	General
Contract start date	01/11/2013
Contract end date	

17/18 Contracted general activity (UDA)	11,850
Carry forward general activity (UDA)	309
17/18 Contracted orthodontic activity (UOA)	0
Carry forward orthodontic activity (UOA)	0
Baseline contract value	£433,886.71

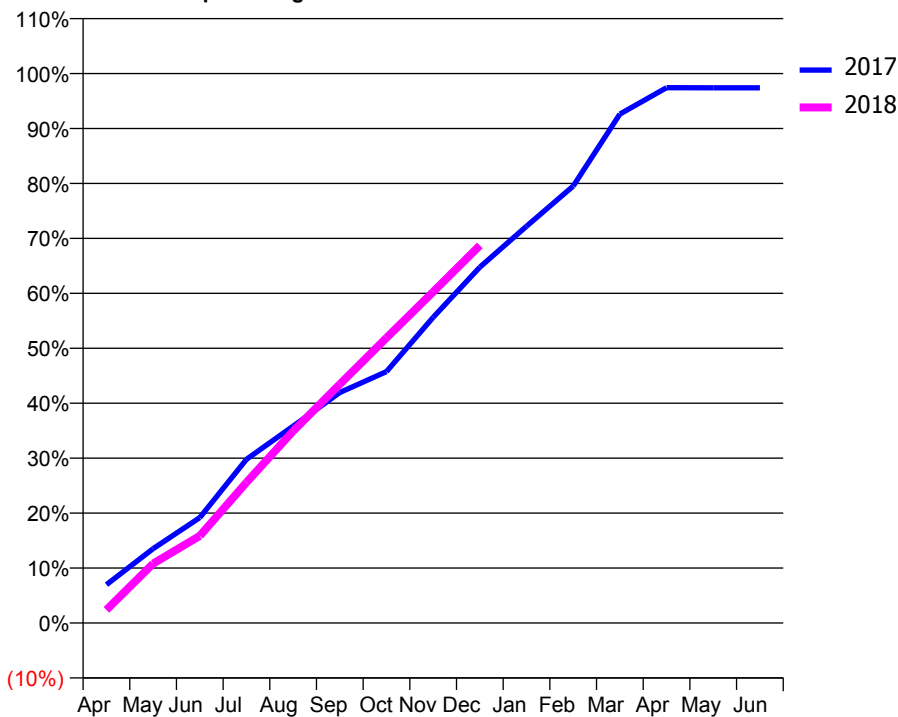
### ACCESS\*

Patients seen in 24 months	Total	Change since previous quarter
Quarter ending December 2016	4,345	
Quarter ending March 2017	4,265	↓
Quarter ending June 2017	4,278	→
Quarter ending September 2017	4,243	→
Quarter ending December 2017	4,196	↓
<b>Variance since December 2016</b>	<b>(3.4%)</b>	<b>↓</b>



### ACTIVITY

Cumulative percentage of contracted UDA delivered 2017 & 2018



Month	Adjusted Scheduled Activity (UDA)	
	2017	2018
April	827	283
May	1,605	1,282
June	2,273	1,880
July	3,529	3,033
August	4,246	4,138
September	4,971	5,148
October	5,423	6,148
November	6,592	7,143
December	7,675	8,143
January	8,556	
February	9,421	
March	10,975	
April	11,545	
May	11,541	
June	11,541	

### QUALITY

	Quantity	Base Number	Contract	AT	Region	England
% of FP17s for the same patient ID Re-attending within 3 months - Children	354	1,813	19.5%	12.4%	12.9%	12.0%
% of FP17s for the same patient ID Re-attending within 3 months - Adults	476	2,242	21.2%	16.8%	16.5%	15.9%
% of FP17s for the same patient ID Re-attending between 3 & 9 months - Children	856	1,813	47.2%	57.3%	59.6%	58.0%
% of FP17s for the same patient ID Re-attending between 3 & 9 months - Adults	803	2,242	35.8%	50.6%	52.8%	50.5%
% of FP17s for Band 1 Urgent Courses	331	3,796	8.7%	10.2%	9.1%	9.0%
% of FP17s Relating to Free Repair or Replacements	6	3,796	0.2%	0.9%	1.0%	0.8%
% of FP17s Relating to Continuations	9	3,796	0.2%	1.0%	1.2%	1.1%
% of Patients satisfied with the dentistry they have received	1	1	N/A	91.8%	91.6%	91.5%
% of Patients satisfied with the time they had to wait for an appointment	1	1	N/A	88.2%	88.3%	87.9%

\* This is based on patients treated on this contract for their most recent course of treatment. Figures in italics indicate the base number of FP17s or Patient Questionnaire responses are less than 100. N/A is shown where the base number of responses is less than 10 during the period. % is calculated as Quantity/Base number\*100



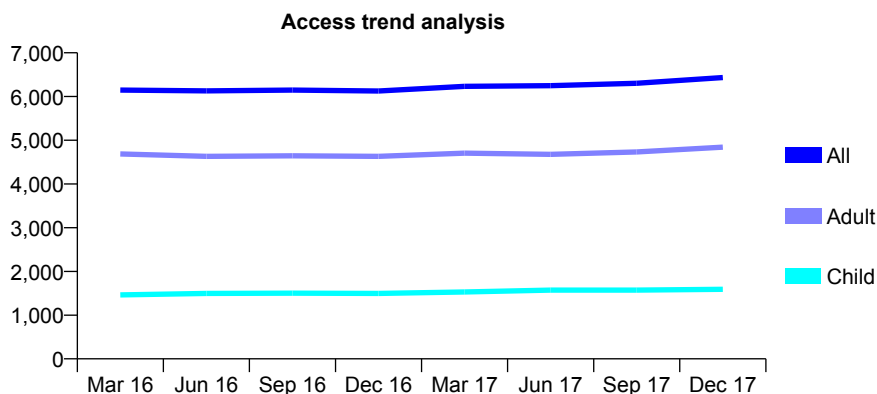
## Q46 - Vital Signs At a Glance Contract Report for 161004/0001 - December 2017

Name or company name	Pearl Smile Limited
Contract type name	GDS Contract
Purpose of contract	General
Contract start date	01/04/2010
Contract end date	

17/18 Contracted general activity (UDA)	20,052
Carry forward general activity (UDA)	-376
17/18 Contracted orthodontic activity (UOA)	0
Carry forward orthodontic activity (UOA)	0
Baseline contract value	£523,985.97

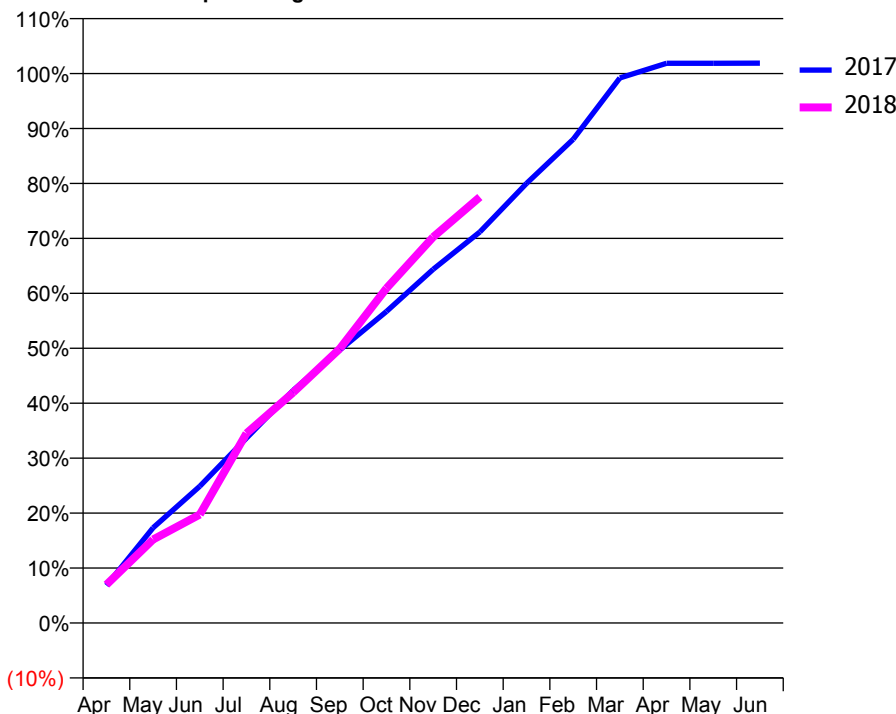
### ACCESS\*

Patients seen in 24 months	Total	Change since previous quarter
Quarter ending December 2016	6,126	
Quarter ending March 2017	6,233	→
Quarter ending June 2017	6,249	→
Quarter ending September 2017	6,304	→
Quarter ending December 2017	6,434	↑
<b>Variance since December 2016</b>	<b>5.0%</b>	<b>↑</b>



### ACTIVITY

Cumulative percentage of contracted UDA delivered 2017 & 2018



Month	Adjusted Scheduled Activity (UDA)	
	2017	2018
April	1,369	1,399
May	3,478	3,049
June	4,988	3,958
July	6,748	6,923
August	8,487	8,411
September	9,963	10,011
October	11,369	12,215
November	12,906	14,083
December	14,271	15,544
January	16,039	
February	17,651	
March	19,889	
April	20,426	
May	20,426	
June	20,428	

### QUALITY

	Quantity	Base Number	Contract	AT	Region	England
% of FP17s for the same patient ID Re-attending within 3 months - Children	247	1,969	12.5%	12.4%	12.9%	12.0%
% of FP17s for the same patient ID Re-attending within 3 months - Adults	650	5,004	13.0%	16.8%	16.5%	15.9%
% of FP17s for the same patient ID Re-attending between 3 & 9 months - Children	1,230	1,969	62.5%	57.3%	59.6%	58.0%
% of FP17s for the same patient ID Re-attending between 3 & 9 months - Adults	2,768	5,004	55.3%	50.6%	52.8%	50.5%
% of FP17s for Band 1 Urgent Courses	395	6,715	5.9%	10.2%	9.1%	9.0%
% of FP17s Relating to Free Repair or Replacements	35	6,715	0.5%	0.9%	1.0%	0.8%
% of FP17s Relating to Continuations	15	6,715	0.2%	1.0%	1.2%	1.1%
% of Patients satisfied with the dentistry they have received	3	3	N/A	91.8%	91.6%	91.5%
% of Patients satisfied with the time they had to wait for an appointment	3	3	N/A	88.2%	88.3%	87.9%

\* This is based on patients treated on this contract for their most recent course of treatment. Figures in italics indicate the base number of FP17s or Patient Questionnaire responses are less than 100. N/A is shown where the base number of responses is less than 10 during the period. % is calculated as Quantity/Base number\*100

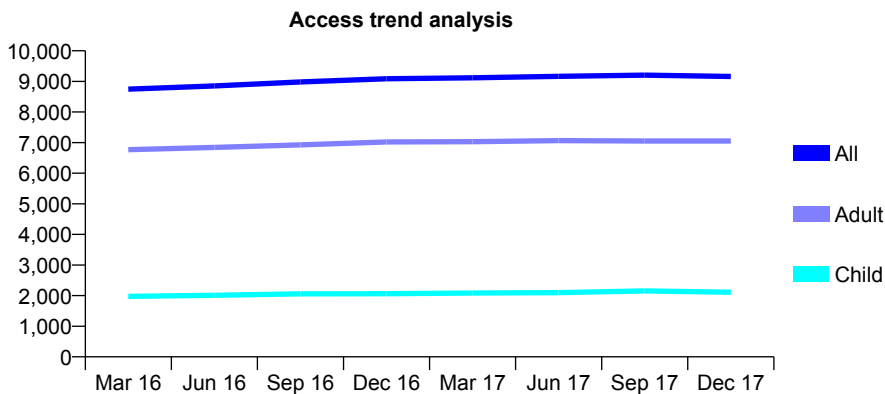
## Q46 - Vital Signs At a Glance Contract Report for 162426/0001 - December 2017

Name or company name	Alemdent Limited
Contract type name	GDS Contract
Purpose of contract	General
Contract start date	01/05/2009
Contract end date	

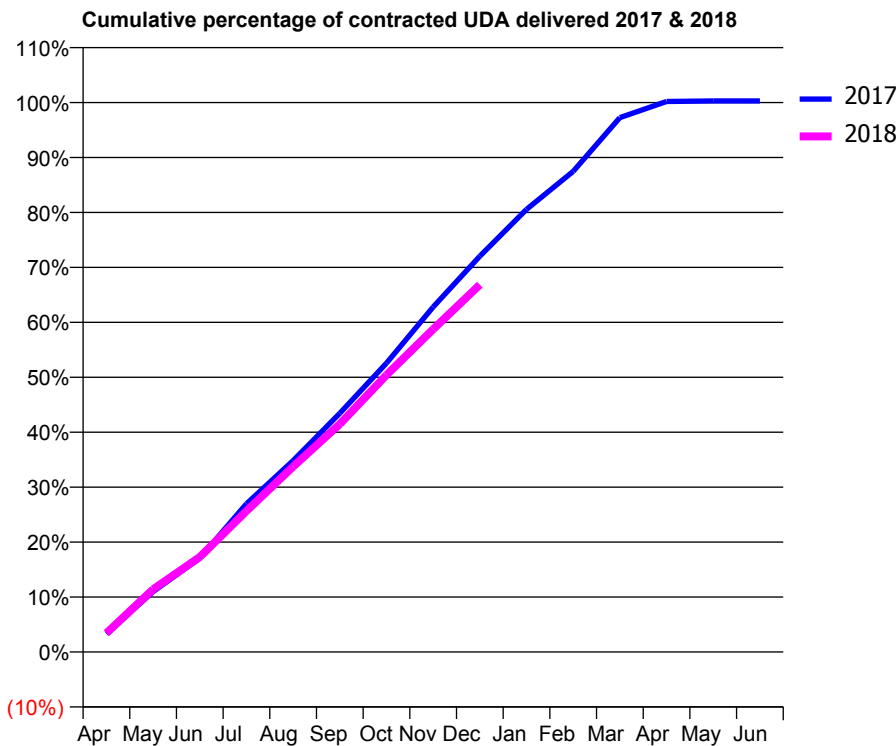
17/18 Contracted general activity (UDA)	30,215
Carry forward general activity (UDA)	-87
17/18 Contracted orthodontic activity (UOA)	0
Carry forward orthodontic activity (UOA)	0
Baseline contract value	£936,012.92

### ACCESS\*

Patients seen in 24 months	Total	Change since previous quarter
Quarter ending December 2016	9,085	
Quarter ending March 2017	9,119	→
Quarter ending June 2017	9,164	→
Quarter ending September 2017	9,206	→
Quarter ending December 2017	9,162	→
<b>Variance since December 2016</b>	<b>0.8%</b>	<b>→</b>



### ACTIVITY



Month	Adjusted Scheduled Activity (UDA)	
	2017	2018
April	999	1,040
May	3,316	3,449
June	5,165	5,224
July	8,147	7,754
August	10,524	10,198
September	13,132	12,532
October	15,884	15,232
November	18,973	17,747
December	21,765	20,194
January	24,340	
February	26,431	
March	29,386	
April	30,274	
May	30,302	
June	30,302	

### QUALITY

	Quantity	Base Number	Contract	AT	Region	England
% of FP17s for the same patient ID Re-attending within 3 months - Children	255	2,413	10.6%	12.4%	12.9%	12.0%
% of FP17s for the same patient ID Re-attending within 3 months - Adults	874	6,594	13.3%	16.8%	16.5%	15.9%
% of FP17s for the same patient ID Re-attending between 3 & 9 months - Children	1,442	2,413	59.8%	57.3%	59.6%	58.0%
% of FP17s for the same patient ID Re-attending between 3 & 9 months - Adults	3,285	6,594	49.8%	50.6%	52.8%	50.5%
% of FP17s for Band 1 Urgent Courses	518	8,626	6.0%	10.2%	9.1%	9.0%
% of FP17s Relating to Free Repair or Replacements	130	8,626	1.5%	0.9%	1.0%	0.8%
% of FP17s Relating to Continuations	208	8,626	2.4%	1.0%	1.2%	1.1%
% of Patients satisfied with the dentistry they have received	4	4	N/A	91.8%	91.6%	91.5%
% of Patients satisfied with the time they had to wait for an appointment	4	4	N/A	88.2%	88.3%	87.9%

\* This is based on patients treated on this contract for their most recent course of treatment. Figures in italics indicate the base number of FP17s or Patient Questionnaire responses are less than 100. N/A is shown where the base number of responses is less than 10 during the period. % is calculated as Quantity/Base number\*100

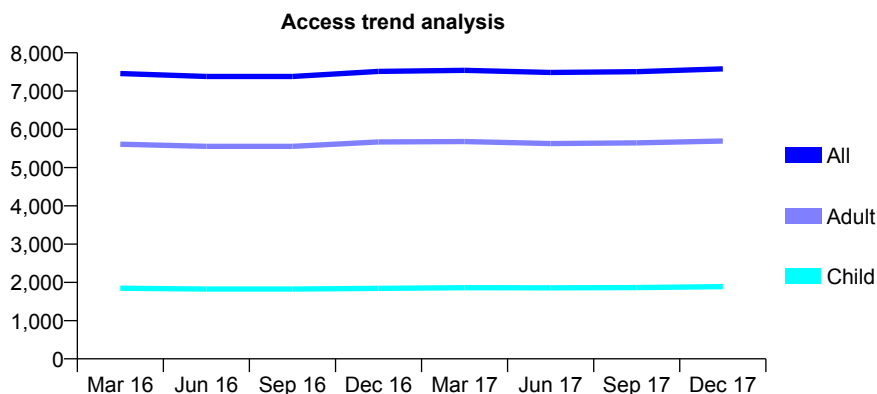
## Q46 - Vital Signs At a Glance Contract Report for 162930/0001 - December 2017

Name or company name	Silverdale Dental Practice
Contract type name	GDS Contract
Purpose of contract	General
Contract start date	01/05/2009
Contract end date	

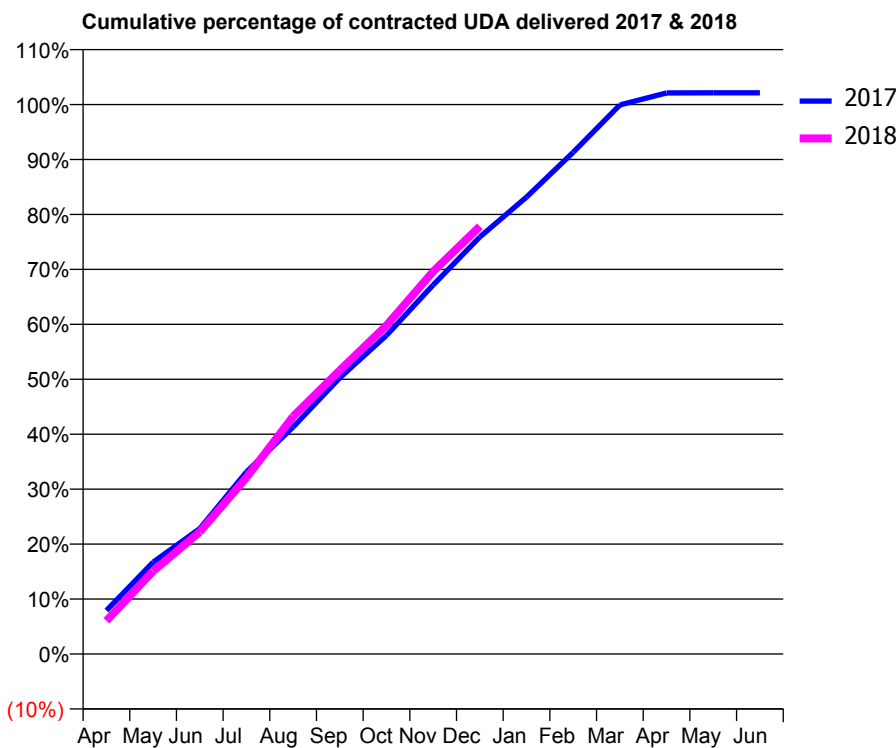
17/18 Contracted general activity (UDA)	21,652
Carry forward general activity (UDA)	-433
17/18 Contracted orthodontic activity (UOA)	0
Carry forward orthodontic activity (UOA)	0
Baseline contract value	£720,788.28

### ACCESS\*

Patients seen in 24 months	Total	Change since previous quarter
Quarter ending December 2016	7,514	
Quarter ending March 2017	7,541	→
Quarter ending June 2017	7,485	→
Quarter ending September 2017	7,506	→
Quarter ending December 2017	7,581	→
<b>Variance since December 2016</b>	<b>0.9%</b>	<b>→</b>



### ACTIVITY



Month	Adjusted Scheduled Activity (UDA)	
	2017	2018
April	1,714	1,312
May	3,615	3,266
June	4,941	4,810
July	7,175	6,956
August	8,948	9,359
September	10,886	11,177
October	12,557	12,951
November	14,539	15,071
December	16,431	16,851
January	18,006	
February	19,768	
March	21,632	
April	22,109	
May	22,112	
June	22,112	

### QUALITY

	Quantity	Base Number	Contract	AT	Region	England
% of FP17s for the same patient ID Re-attending within 3 months - Children	114	1,983	5.7%	12.4%	12.9%	12.0%
% of FP17s for the same patient ID Re-attending within 3 months - Adults	774	6,254	12.4%	16.8%	16.5%	15.9%
% of FP17s for the same patient ID Re-attending between 3 & 9 months - Children	1,085	1,983	54.7%	57.3%	59.6%	58.0%
% of FP17s for the same patient ID Re-attending between 3 & 9 months - Adults	3,489	6,254	55.8%	50.6%	52.8%	50.5%
% of FP17s for Band 1 Urgent Courses	620	8,045	7.7%	10.2%	9.1%	9.0%
% of FP17s Relating to Free Repair or Replacements	26	8,045	0.3%	0.9%	1.0%	0.8%
% of FP17s Relating to Continuations	175	8,045	2.2%	1.0%	1.2%	1.1%
% of Patients satisfied with the dentistry they have received	1	2	N/A	91.8%	91.6%	91.5%
% of Patients satisfied with the time they had to wait for an appointment	1	2	N/A	88.2%	88.3%	87.9%

\* This is based on patients treated on this contract for their most recent course of treatment. Figures in italics indicate the base number of FP17s or Patient Questionnaire responses are less than 100. N/A is shown where the base number of responses is less than 10 during the period. % is calculated as Quantity/Base number\*100

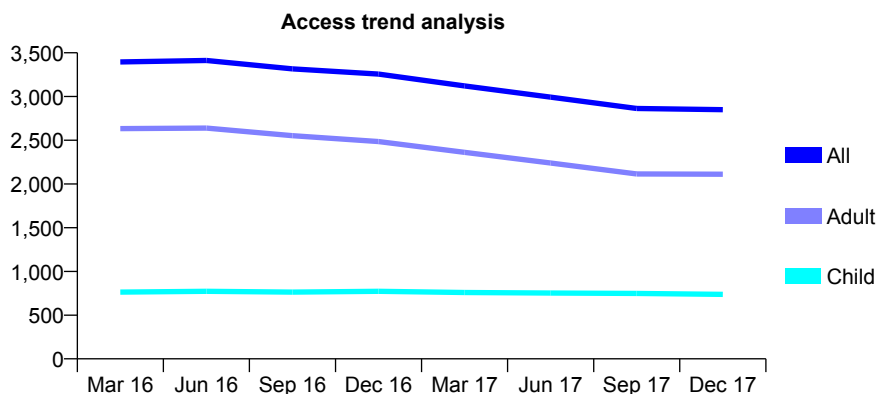
## Q46 - Vital Signs At a Glance Contract Report for 163600/0001 - December 2017

Name or company name	Freedom Dental
Contract type name	GDS Contract
Purpose of contract	General
Contract start date	01/04/2006
Contract end date	

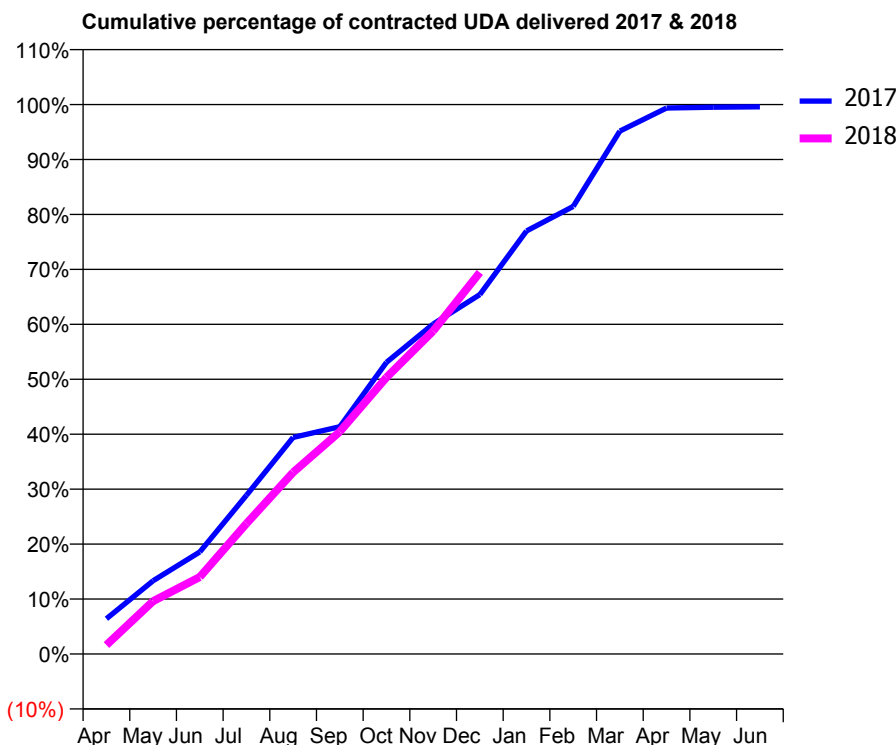
17/18 Contracted general activity (UDA)	9,486
Carry forward general activity (UDA)	41
17/18 Contracted orthodontic activity (UOA)	0
Carry forward orthodontic activity (UOA)	0
Baseline contract value	£283,924.07

### ACCESS\*

Patients seen in 24 months	Total	Change since previous quarter
Quarter ending December 2016	3,257	
Quarter ending March 2017	3,121	↓
Quarter ending June 2017	2,993	↓
Quarter ending September 2017	2,863	↓
Quarter ending December 2017	2,849	→
<b>Variance since December 2016</b>	<b>(12.5%)</b>	<b>↓</b>



### ACTIVITY



Month	Adjusted Scheduled Activity (UDA)	
	2017	2018
April	609	154
May	1,265	913
June	1,762	1,328
July	2,741	2,252
August	3,741	3,137
September	3,924	3,839
October	5,036	4,776
November	5,697	5,575
December	6,205	6,587
January	7,303	
February	7,727	
March	9,027	
April	9,426	
May	9,440	
June	9,445	

### QUALITY

	Quantity	Base Number	Contract	AT	Region	England
% of FP17s for the same patient ID Re-attending within 3 months - Children	59	905	6.5%	12.4%	12.9%	12.0%
% of FP17s for the same patient ID Re-attending within 3 months - Adults	347	2,472	14.0%	16.8%	16.5%	15.9%
% of FP17s for the same patient ID Re-attending between 3 & 9 months - Children	559	905	61.8%	57.3%	59.6%	58.0%
% of FP17s for the same patient ID Re-attending between 3 & 9 months - Adults	1,501	2,472	60.7%	50.6%	52.8%	50.5%
% of FP17s for Band 1 Urgent Courses	247	3,181	7.8%	10.2%	9.1%	9.0%
% of FP17s Relating to Free Repair or Replacements	6	3,181	0.2%	0.9%	1.0%	0.8%
% of FP17s Relating to Continuations	21	3,181	0.7%	1.0%	1.2%	1.1%
% of Patients satisfied with the dentistry they have received	2	2	N/A	91.8%	91.6%	91.5%
% of Patients satisfied with the time they had to wait for an appointment	2	2	N/A	88.2%	88.3%	87.9%

\* This is based on patients treated on this contract for their most recent course of treatment. Figures in italics indicate the base number of FP17s or Patient Questionnaire responses are less than 100. N/A is shown where the base number of responses is less than 10 during the period. % is calculated as Quantity/Base number\*100

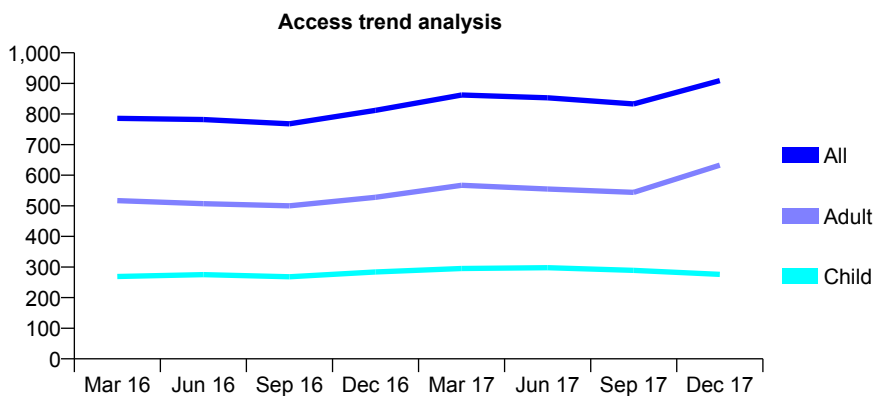
## Q46 - Vital Signs At a Glance Contract Report for 163600/0002 - December 2017

Name or company name	Freedom Dental Adswood
Contract type name	GDS Contract
Purpose of contract	General
Contract start date	01/04/2006
Contract end date	

17/18 Contracted general activity (UDA)	3,500
Carry forward general activity (UDA)	0
17/18 Contracted orthodontic activity (UOA)	0
Carry forward orthodontic activity (UOA)	0
Baseline contract value	£122,823.16

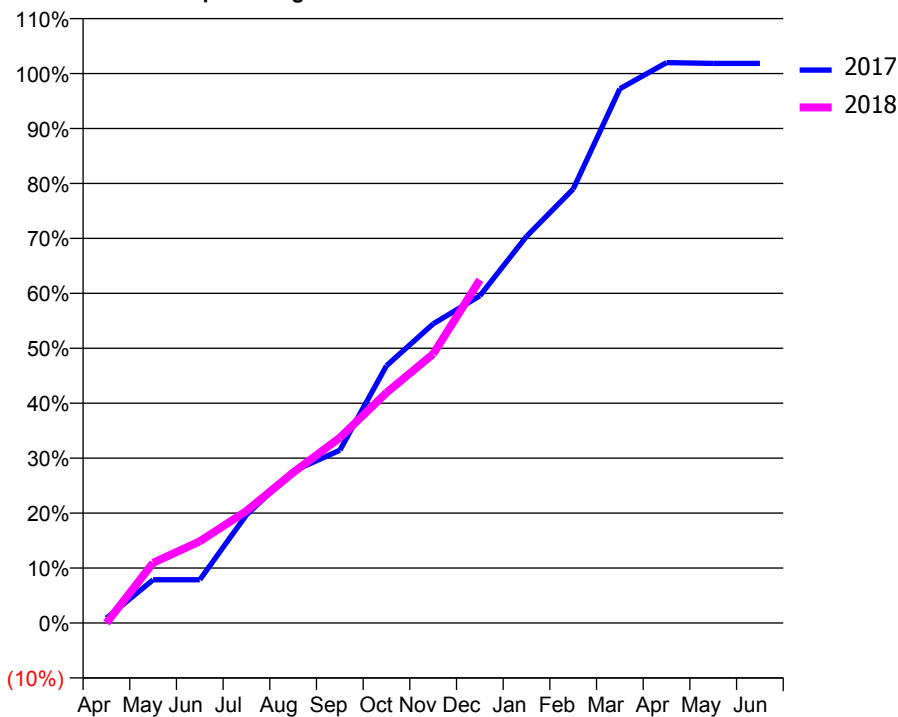
### ACCESS\*

Patients seen in 24 months	Total	Change since previous quarter
Quarter ending December 2016	812	
Quarter ending March 2017	862	↑
Quarter ending June 2017	853	↓
Quarter ending September 2017	833	↓
Quarter ending December 2017	909	↑
<b>Variance since December 2016</b>	<b>11.9%</b>	<b>↑</b>



### ACTIVITY

Cumulative percentage of contracted UDA delivered 2017 & 2018



Month	Adjusted Scheduled Activity (UDA)	
	2017	2018
April	31	0
May	276	383
June	276	520
July	690	714
August	967	958
September	1,100	1,180
October	1,639	1,467
November	1,905	1,714
December	2,084	2,186
January	2,463	
February	2,765	
March	3,403	
April	3,569	
May	3,564	
June	3,564	

### QUALITY

	Quantity	Base Number	Contract	AT	Region	England
% of FP17s for the same patient ID Re-attending within 3 months - Children	37	393	9.4%	12.4%	12.9%	12.0%
% of FP17s for the same patient ID Re-attending within 3 months - Adults	85	523	16.3%	16.8%	16.5%	15.9%
% of FP17s for the same patient ID Re-attending between 3 & 9 months - Children	281	393	71.5%	57.3%	59.6%	58.0%
% of FP17s for the same patient ID Re-attending between 3 & 9 months - Adults	220	523	42.1%	50.6%	52.8%	50.5%
% of FP17s for Band 1 Urgent Courses	31	879	3.5%	10.2%	9.1%	9.0%
% of FP17s Relating to Free Repair or Replacements	1	879	0.1%	0.9%	1.0%	0.8%
% of FP17s Relating to Continuations	0	879	0.0%	1.0%	1.2%	1.1%
% of Patients satisfied with the dentistry they have received	0	0	N/A	91.8%	91.6%	91.5%
% of Patients satisfied with the time they had to wait for an appointment	0	0	N/A	88.2%	88.3%	87.9%

\* This is based on patients treated on this contract for their most recent course of treatment. Figures in italics indicate the base number of FP17s or Patient Questionnaire responses are less than 100. N/A is shown where the base number of responses is less than 10 during the period. % is calculated as Quantity/Base number\*100

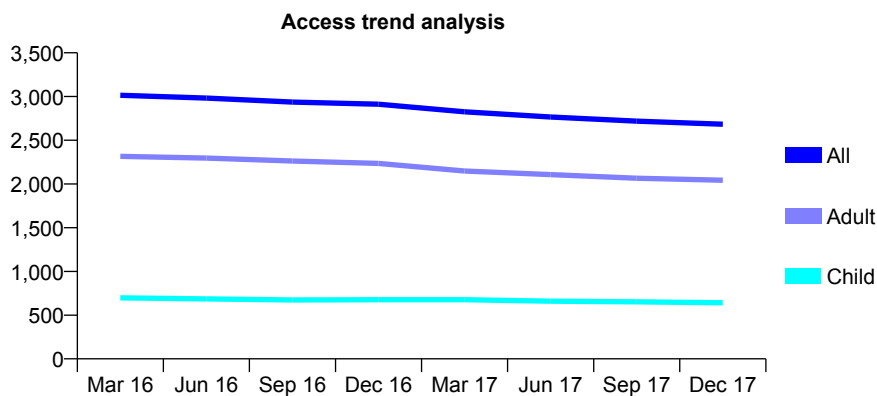
## Q46 - Vital Signs At a Glance Contract Report for 163821/0001 - December 2017

Name or company name	Synergy Dental Clinic Bury Ltd
Contract type name	GDS Contract
Purpose of contract	General
Contract start date	01/04/2014
Contract end date	

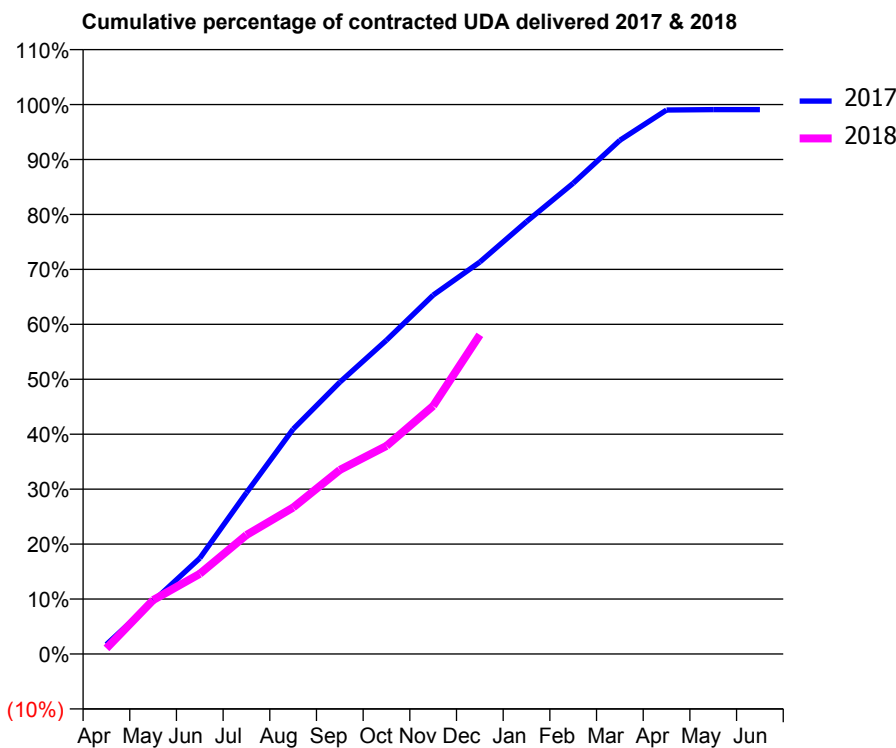
17/18 Contracted general activity (UDA)	8,267
Carry forward general activity (UDA)	77
17/18 Contracted orthodontic activity (UOA)	0
Carry forward orthodontic activity (UOA)	0
Baseline contract value	£195,629.54

### ACCESS\*

Patients seen in 24 months	Total	Change since previous quarter
Quarter ending December 2016	2,912	
Quarter ending March 2017	2,825	↓
Quarter ending June 2017	2,766	↓
Quarter ending September 2017	2,718	↓
Quarter ending December 2017	2,684	↓
<b>Variance since December 2016</b>	<b>(7.8%)</b>	<b>↓</b>



### ACTIVITY



Month	Adjusted Scheduled Activity (UDA)	
	2017	2018
April	143	85
May	793	811
June	1,441	1,207
July	2,426	1,790
August	3,384	2,203
September	4,089	2,770
October	4,722	3,130
November	5,400	3,732
December	5,898	4,801
January	6,504	
February	7,083	
March	7,728	
April	8,184	
May	8,190	
June	8,190	

### QUALITY

	Quantity	Base Number	Contract	AT	Region	England
% of FP17s for the same patient ID Re-attending within 3 months - Children	30	731	4.1%	12.4%	12.9%	12.0%
% of FP17s for the same patient ID Re-attending within 3 months - Adults	208	2,327	8.9%	16.8%	16.5%	15.9%
% of FP17s for the same patient ID Re-attending between 3 & 9 months - Children	558	731	76.3%	57.3%	59.6%	58.0%
% of FP17s for the same patient ID Re-attending between 3 & 9 months - Adults	1,592	2,327	68.4%	50.6%	52.8%	50.5%
% of FP17s for Band 1 Urgent Courses	165	2,864	5.8%	10.2%	9.1%	9.0%
% of FP17s Relating to Free Repair or Replacements	1	2,864	0.0%	0.9%	1.0%	0.8%
% of FP17s Relating to Continuations	1	2,864	0.0%	1.0%	1.2%	1.1%
% of Patients satisfied with the dentistry they have received	7	8	N/A	91.8%	91.6%	91.5%
% of Patients satisfied with the time they had to wait for an appointment	7	8	N/A	88.2%	88.3%	87.9%

\* This is based on patients treated on this contract for their most recent course of treatment. Figures in italics indicate the base number of FP17s or Patient Questionnaire responses are less than 100. N/A is shown where the base number of responses is less than 10 during the period. % is calculated as Quantity/Base number\*100

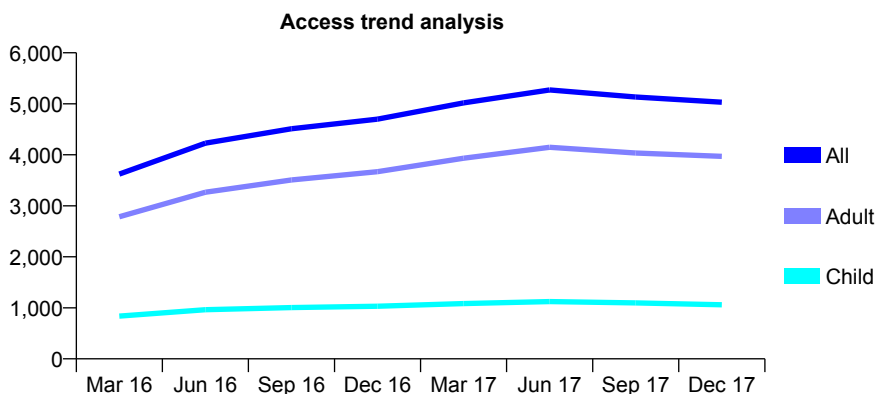
## Q46 - Vital Signs At a Glance Contract Report for 164054/0001 - December 2017

Name or company name	Hope Dental Practice Limited
Contract type name	GDS Contract
Purpose of contract	General
Contract start date	01/06/2015
Contract end date	

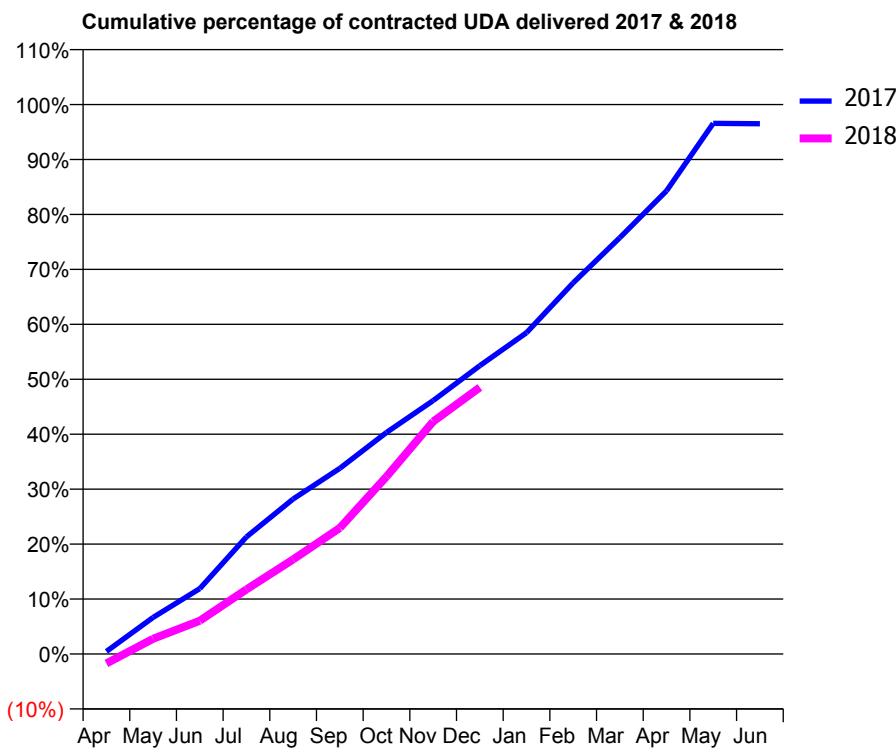
17/18 Contracted general activity (UDA)	17,021
Carry forward general activity (UDA)	596
17/18 Contracted orthodontic activity (UOA)	0
Carry forward orthodontic activity (UOA)	0
Baseline contract value	£602,336.27

### ACCESS\*

Patients seen in 24 months	Total	Change since previous quarter
Quarter ending December 2016	4,700	
Quarter ending March 2017	5,018	↑
Quarter ending June 2017	5,271	↑
Quarter ending September 2017	5,133	↓
Quarter ending December 2017	5,032	↓
<b>Variance since December 2016</b>	<b>7.1%</b>	<b>↑</b>



### ACTIVITY



Month	Adjusted Scheduled Activity (UDA)	
	2017	2018
April	81	-295
May	1,134	474
June	2,025	1,033
July	3,628	2,003
August	4,802	2,932
September	5,752	3,906
October	6,865	5,497
November	7,850	7,201
December	8,934	8,259
January	9,953	
February	11,497	
March	12,896	
April	14,349	
May	16,439	
June	16,425	

### QUALITY

	Quantity	Base Number	Contract	AT	Region	England
% of FP17s for the same patient ID Re-attending within 3 months - Children	147	1,200	12.3%	12.4%	12.9%	12.0%
% of FP17s for the same patient ID Re-attending within 3 months - Adults	632	4,122	15.3%	16.8%	16.5%	15.9%
% of FP17s for the same patient ID Re-attending between 3 & 9 months - Children	575	1,200	47.9%	57.3%	59.6%	58.0%
% of FP17s for the same patient ID Re-attending between 3 & 9 months - Adults	1,827	4,122	44.3%	50.6%	52.8%	50.5%
% of FP17s for Band 1 Urgent Courses	456	3,722	12.3%	10.2%	9.1%	9.0%
% of FP17s Relating to Free Repair or Replacements	79	3,722	2.1%	0.9%	1.0%	0.8%
% of FP17s Relating to Continuations	24	3,722	0.6%	1.0%	1.2%	1.1%
% of Patients satisfied with the dentistry they have received	2	3	N/A	91.8%	91.6%	91.5%
% of Patients satisfied with the time they had to wait for an appointment	2	3	N/A	88.2%	88.3%	87.9%

\* This is based on patients treated on this contract for their most recent course of treatment. Figures in italics indicate the base number of FP17s or Patient Questionnaire responses are less than 100. N/A is shown where the base number of responses is less than 10 during the period. % is calculated as Quantity/Base number\*100

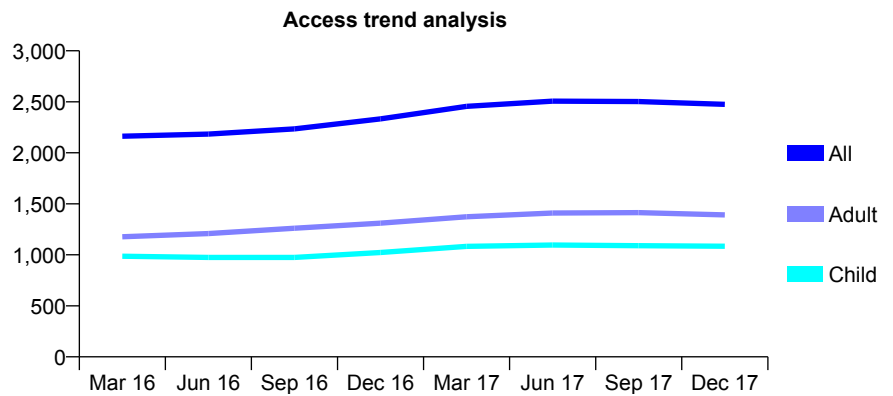
## Q46 - Vital Signs At a Glance Contract Report for 165255/0001 - December 2017

Name or company name	Pritchards Dental Practice Ltd
Contract type name	GDS Contract
Purpose of contract	General
Contract start date	01/10/2013
Contract end date	

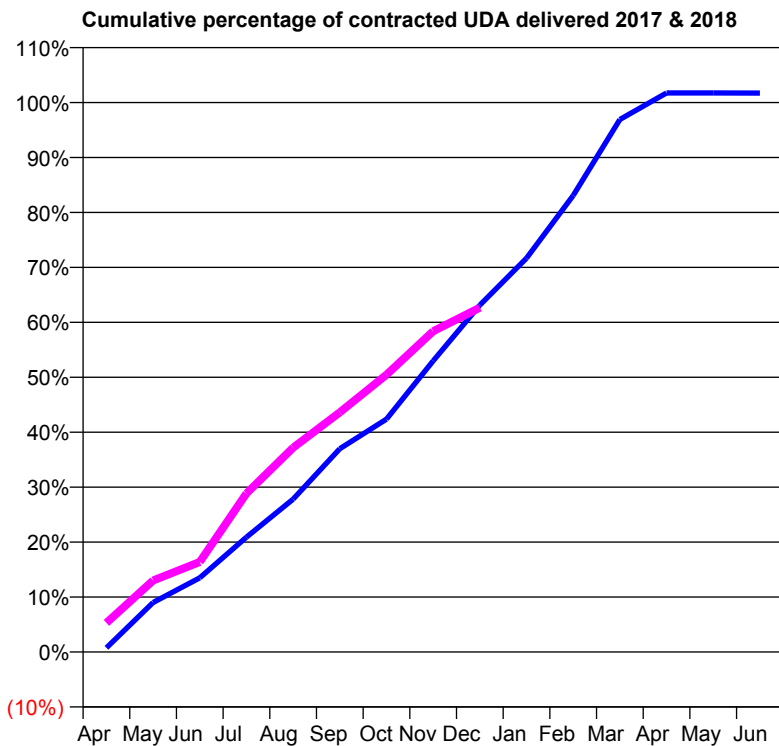
17/18 Contracted general activity (UDA)	6,428
Carry forward general activity (UDA)	-110
17/18 Contracted orthodontic activity (UOA)	0
Carry forward orthodontic activity (UOA)	0
Baseline contract value	£174,320.24

### ACCESS\*

Patients seen in 24 months	Total	Change since previous quarter
Quarter ending December 2016	2,333	
Quarter ending March 2017	2,456	↑
Quarter ending June 2017	2,506	↑
Quarter ending September 2017	2,503	→
Quarter ending December 2017	2,475	↓
<b>Variance since December 2016</b>	<b>6.1%</b>	<b>↑</b>



### ACTIVITY



Month	Adjusted Scheduled Activity (UDA)	
	2017	2018
April	49	341
May	580	837
June	868	1,053
July	1,344	1,855
August	1,788	2,391
September	2,379	2,803
October	2,724	3,244
November	3,407	3,752
December	4,057	4,028
January	4,607	
February	5,340	
March	6,229	
April	6,540	
May	6,539	
June	6,538	

### QUALITY

	Quantity	Base Number	Contract	AT	Region	England
% of FP17s for the same patient ID Re-attending within 3 months - Children	126	1,226	10.3%	12.4%	12.9%	12.0%
% of FP17s for the same patient ID Re-attending within 3 months - Adults	416	1,475	28.2%	16.8%	16.5%	15.9%
% of FP17s for the same patient ID Re-attending between 3 & 9 months - Children	759	1,226	61.9%	57.3%	59.6%	58.0%
% of FP17s for the same patient ID Re-attending between 3 & 9 months - Adults	710	1,475	48.1%	50.6%	52.8%	50.5%
% of FP17s for Band 1 Urgent Courses	176	2,172	8.1%	10.2%	9.1%	9.0%
% of FP17s Relating to Free Repair or Replacements	9	2,172	0.4%	0.9%	1.0%	0.8%
% of FP17s Relating to Continuations	2	2,172	0.1%	1.0%	1.2%	1.1%
% of Patients satisfied with the dentistry they have received	5	5	N/A	91.8%	91.6%	91.5%
% of Patients satisfied with the time they had to wait for an appointment	5	5	N/A	88.2%	88.3%	87.9%

\* This is based on patients treated on this contract for their most recent course of treatment. Figures in italics indicate the base number of FP17s or Patient Questionnaire responses are less than 100. N/A is shown where the base number of responses is less than 10 during the period. % is calculated as Quantity/Base number\*100



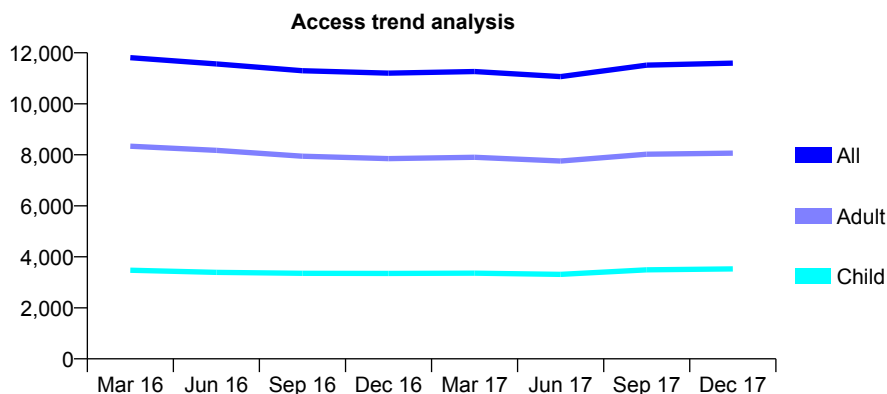
## Q46 - Vital Signs At a Glance Contract Report for 165263/0001 - December 2017

Name or company name	Chariwala Smile Ltd
Contract type name	GDS Contract
Purpose of contract	General
Contract start date	01/11/2013
Contract end date	

17/18 Contracted general activity (UDA)	35,327
Carry forward general activity (UDA)	1,070
17/18 Contracted orthodontic activity (UOA)	0
Carry forward orthodontic activity (UOA)	0
Baseline contract value	£924,844.27

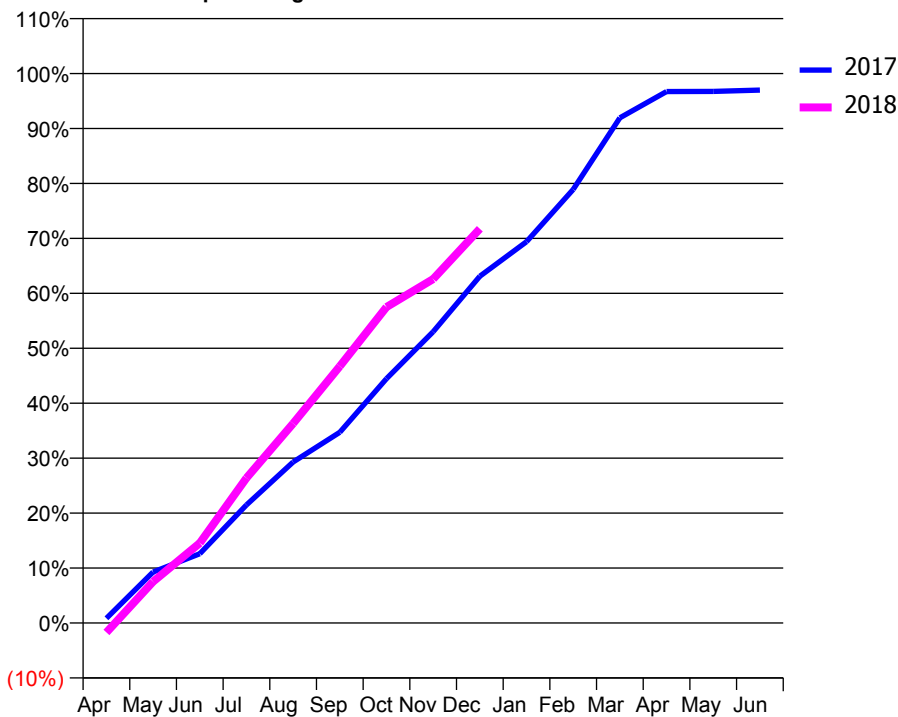
### ACCESS\*

Patients seen in 24 months	Total	Change since previous quarter
Quarter ending December 2016	11,200	
Quarter ending March 2017	11,265	→
Quarter ending June 2017	11,068	↓
Quarter ending September 2017	11,514	↑
Quarter ending December 2017	11,595	→
<b>Variance since December 2016</b>	<b>3.5%</b>	<b>↑</b>



### ACTIVITY

Cumulative percentage of contracted UDA delivered 2017 & 2018



Month	Adjusted Scheduled Activity (UDA)	
	2017	2018
April	306	-616
May	3,276	2,658
June	4,454	5,141
July	7,589	9,321
August	10,347	12,832
September	12,262	16,507
October	15,710	20,314
November	18,725	22,117
December	22,296	25,348
January	24,516	
February	27,874	
March	32,477	
April	34,168	
May	34,178	
June	34,257	

### QUALITY

	Quantity	Base Number	Contract	AT	Region	England
% of FP17s for the same patient ID Re-attending within 3 months - Children	253	3,926	6.4%	12.4%	12.9%	12.0%
% of FP17s for the same patient ID Re-attending within 3 months - Adults	1,264	8,939	14.1%	16.8%	16.5%	15.9%
% of FP17s for the same patient ID Re-attending between 3 & 9 months - Children	2,443	3,926	62.2%	57.3%	59.6%	58.0%
% of FP17s for the same patient ID Re-attending between 3 & 9 months - Adults	4,658	8,939	52.1%	50.6%	52.8%	50.5%
% of FP17s for Band 1 Urgent Courses	775	12,087	6.4%	10.2%	9.1%	9.0%
% of FP17s Relating to Free Repair or Replacements	49	12,087	0.4%	0.9%	1.0%	0.8%
% of FP17s Relating to Continuations	210	12,087	1.7%	1.0%	1.2%	1.1%
% of Patients satisfied with the dentistry they have received	5	5	N/A	91.8%	91.6%	91.5%
% of Patients satisfied with the time they had to wait for an appointment	5	5	N/A	88.2%	88.3%	87.9%

\* This is based on patients treated on this contract for their most recent course of treatment. Figures in italics indicate the base number of FP17s or Patient Questionnaire responses are less than 100. N/A is shown where the base number of responses is less than 10 during the period. % is calculated as Quantity/Base number\*100

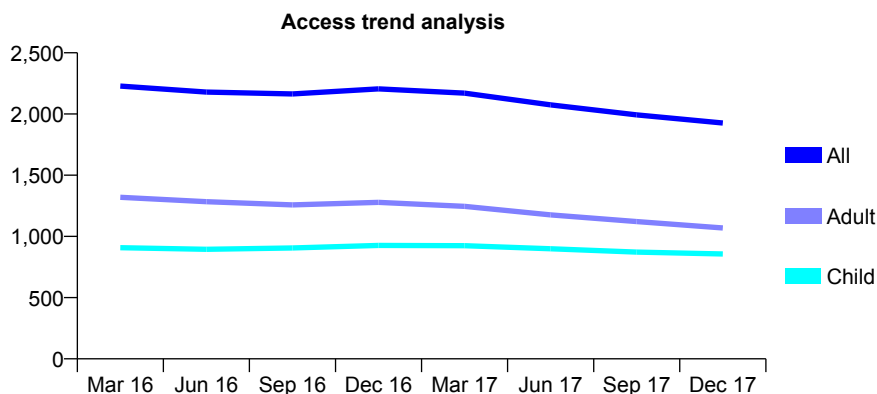
## Q46 - Vital Signs At a Glance Contract Report for 165433/0001 - December 2017

Name or company name	Park House Brinnington
Contract type name	GDS Contract
Purpose of contract	General
Contract start date	01/01/2011
Contract end date	

17/18 Contracted general activity (UDA)	6,500
Carry forward general activity (UDA)	89
17/18 Contracted orthodontic activity (UOA)	0
Carry forward orthodontic activity (UOA)	0
Baseline contract value	£169,020.54

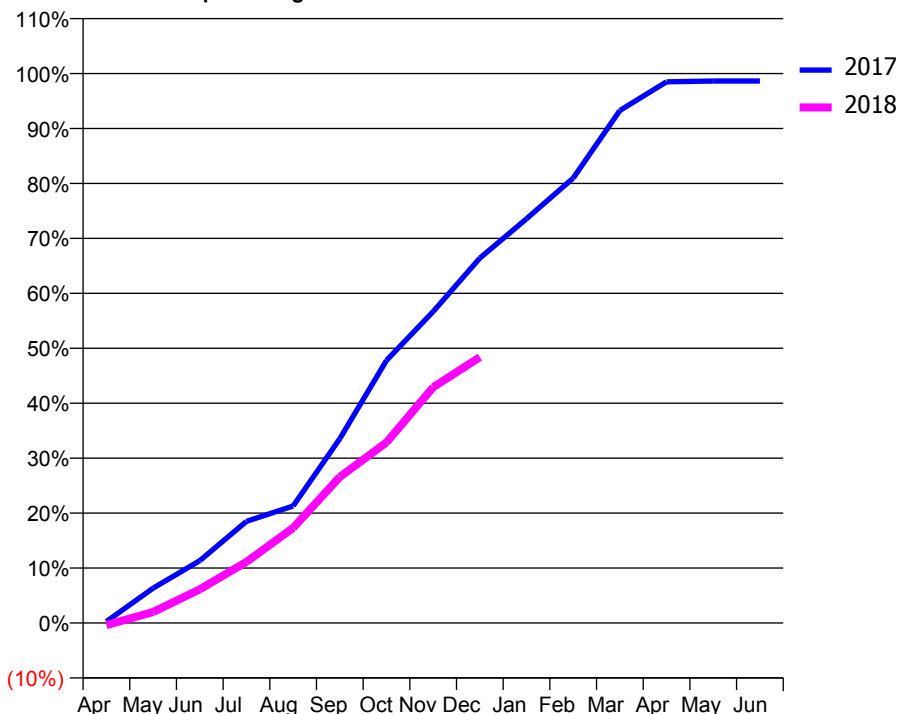
### ACCESS\*

Patients seen in 24 months	Total	Change since previous quarter
Quarter ending December 2016	2,205	
Quarter ending March 2017	2,170	↓
Quarter ending June 2017	2,075	↓
Quarter ending September 2017	1,993	↓
Quarter ending December 2017	1,926	↓
<b>Variance since December 2016</b>	<b>(12.7%)</b>	<b>↓</b>



### ACTIVITY

Cumulative percentage of contracted UDA delivered 2017 & 2018



Month	Adjusted Scheduled Activity (UDA)	
	2017	2018
April	18	-26
May	413	130
June	737	398
July	1,202	724
August	1,384	1,125
September	2,180	1,728
October	3,106	2,137
November	3,685	2,789
December	4,316	3,145
January	4,782	
February	5,263	
March	6,063	
April	6,402	
May	6,411	
June	6,411	

### QUALITY

	Quantity	Base Number	Contract	AT	Region	England
% of FP17s for the same patient ID Re-attending within 3 months - Children	35	651	5.4%	12.4%	12.9%	12.0%
% of FP17s for the same patient ID Re-attending within 3 months - Adults	101	673	15.0%	16.8%	16.5%	15.9%
% of FP17s for the same patient ID Re-attending between 3 & 9 months - Children	250	651	38.4%	57.3%	59.6%	58.0%
% of FP17s for the same patient ID Re-attending between 3 & 9 months - Adults	218	673	32.4%	50.6%	52.8%	50.5%
% of FP17s for Band 1 Urgent Courses	135	1,190	11.3%	10.2%	9.1%	9.0%
% of FP17s Relating to Free Repair or Replacements	10	1,190	0.8%	0.9%	1.0%	0.8%
% of FP17s Relating to Continuations	3	1,190	0.3%	1.0%	1.2%	1.1%
% of Patients satisfied with the dentistry they have received	0	0	N/A	91.8%	91.6%	91.5%
% of Patients satisfied with the time they had to wait for an appointment	0	0	N/A	88.2%	88.3%	87.9%

\* This is based on patients treated on this contract for their most recent course of treatment. Figures in italics indicate the base number of FP17s or Patient Questionnaire responses are less than 100. N/A is shown where the base number of responses is less than 10 during the period. % is calculated as Quantity/Base number\*100

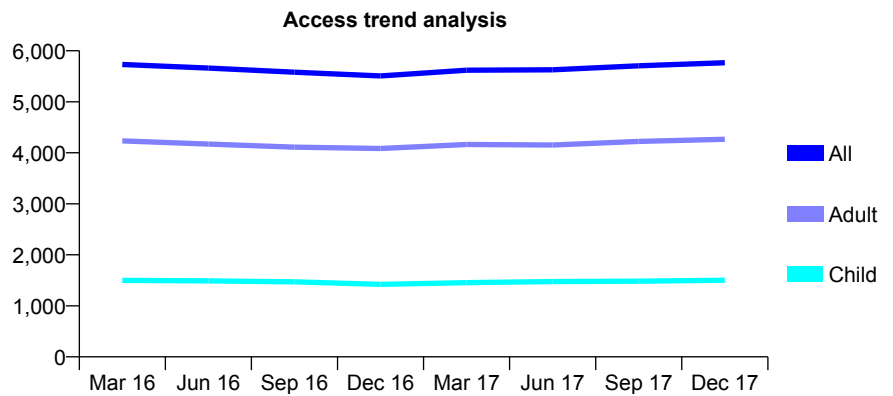
## Q46 - Vital Signs At a Glance Contract Report for 165905/0001 - December 2017

Name or company name	New Moston Dental Centre
Contract type name	GDS Contract
Purpose of contract	General
Contract start date	01/04/2009
Contract end date	

17/18 Contracted general activity (UDA)	19,540
Carry forward general activity (UDA)	1,092
17/18 Contracted orthodontic activity (UOA)	0
Carry forward orthodontic activity (UOA)	0
Baseline contract value	£588,294.22

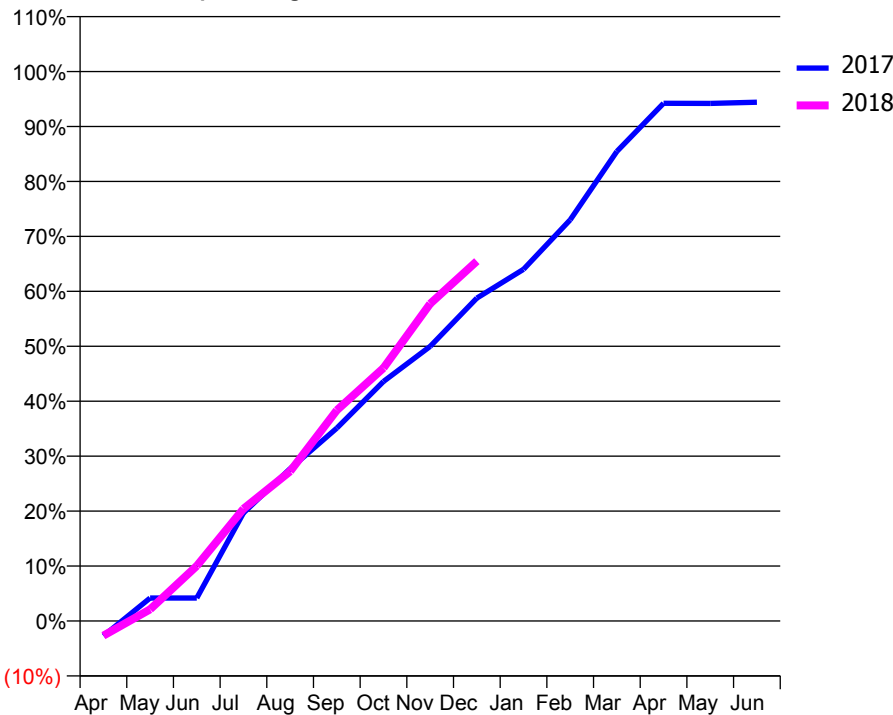
### ACCESS\*

Patients seen in 24 months	Total	Change since previous quarter
Quarter ending December 2016	5,506	
Quarter ending March 2017	5,619	↑
Quarter ending June 2017	5,627	→
Quarter ending September 2017	5,707	→
Quarter ending December 2017	5,767	→
<b>Variance since December 2016</b>	<b>4.7%</b>	<b>↑</b>



### ACTIVITY

Cumulative percentage of contracted UDA delivered 2017 & 2018



Month	Adjusted Scheduled Activity (UDA)	
	2017	2018
April	-535	-524
May	816	413
June	816	1,963
July	3,844	3,990
August	5,418	5,321
September	6,858	7,496
October	8,521	8,996
November	9,767	11,282
December	11,484	12,794
January	12,507	
February	14,266	
March	16,698	
April	18,408	
May	18,406	
June	18,448	

### QUALITY

	Quantity	Base Number	Contract	AT	Region	England
% of FP17s for the same patient ID Re-attending within 3 months - Children	224	1,871	12.0%	12.4%	12.9%	12.0%
% of FP17s for the same patient ID Re-attending within 3 months - Adults	613	4,928	12.4%	16.8%	16.5%	15.9%
% of FP17s for the same patient ID Re-attending between 3 & 9 months - Children	1,107	1,871	59.2%	57.3%	59.6%	58.0%
% of FP17s for the same patient ID Re-attending between 3 & 9 months - Adults	2,995	4,928	60.8%	50.6%	52.8%	50.5%
% of FP17s for Band 1 Urgent Courses	406	6,253	6.5%	10.2%	9.1%	9.0%
% of FP17s Relating to Free Repair or Replacements	37	6,253	0.6%	0.9%	1.0%	0.8%
% of FP17s Relating to Continuations	45	6,253	0.7%	1.0%	1.2%	1.1%
% of Patients satisfied with the dentistry they have received	3	3	N/A	91.8%	91.6%	91.5%
% of Patients satisfied with the time they had to wait for an appointment	3	3	N/A	88.2%	88.3%	87.9%

\* This is based on patients treated on this contract for their most recent course of treatment. Figures in italics indicate the base number of FP17s or Patient Questionnaire responses are less than 100. N/A is shown where the base number of responses is less than 10 during the period. % is calculated as Quantity/Base number\*100

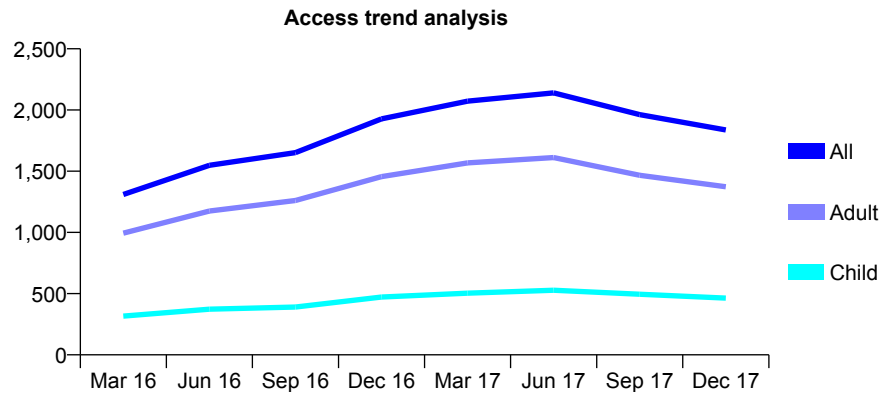
## Q46 - Vital Signs At a Glance Contract Report for 166049/0001 - December 2017

Name or company name	MISS R DHARIWAL
Contract type name	GDS Contract
Purpose of contract	General
Contract start date	01/07/2015
Contract end date	

17/18 Contracted general activity (UDA)	8,633
Carry forward general activity (UDA)	0
17/18 Contracted orthodontic activity (UOA)	0
Carry forward orthodontic activity (UOA)	0
Baseline contract value	£232,963.77

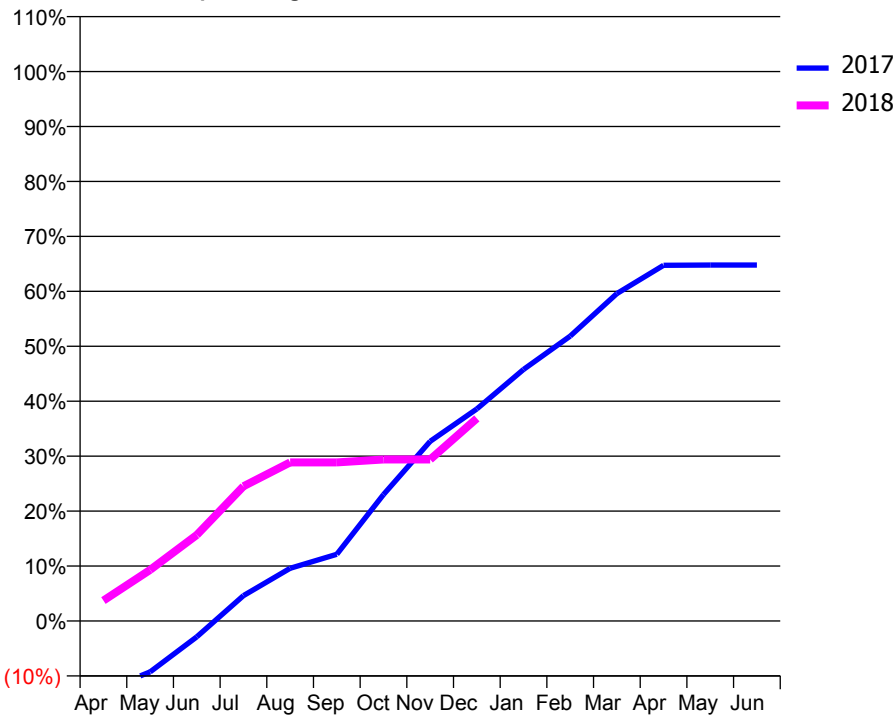
### ACCESS\*

Patients seen in 24 months	Total	Change since previous quarter
Quarter ending December 2016	1,928	
Quarter ending March 2017	2,072	↑
Quarter ending June 2017	2,140	↑
Quarter ending September 2017	1,962	↓
Quarter ending December 2017	1,837	↓
<b>Variance since December 2016</b>	<b>(4.7%)</b>	<b>↓</b>



### ACTIVITY

Cumulative percentage of contracted UDA delivered 2017 & 2018



Month	Adjusted Scheduled Activity (UDA)	
	2017	2018
April	-1,099	323
May	-801	803
June	-251	1,352
July	400	2,116
August	829	2,492
September	1,049	2,492
October	1,988	2,538
November	2,823	2,538
December	3,332	3,183
January	3,952	
February	4,475	
March	5,143	
April	5,589	
May	5,592	
June	5,593	

### QUALITY

	Quantity	Base Number	Contract	AT	Region	England
% of FP17s for the same patient ID Re-attending within 3 months - Children	126	586	21.5%	12.4%	12.9%	12.0%
% of FP17s for the same patient ID Re-attending within 3 months - Adults	193	1,150	16.8%	16.8%	16.5%	15.9%
% of FP17s for the same patient ID Re-attending between 3 & 9 months - Children	351	586	59.9%	57.3%	59.6%	58.0%
% of FP17s for the same patient ID Re-attending between 3 & 9 months - Adults	647	1,150	56.3%	50.6%	52.8%	50.5%
% of FP17s for Band 1 Urgent Courses	223	1,563	14.3%	10.2%	9.1%	9.0%
% of FP17s Relating to Free Repair or Replacements	7	1,563	0.4%	0.9%	1.0%	0.8%
% of FP17s Relating to Continuations	11	1,563	0.7%	1.0%	1.2%	1.1%
% of Patients satisfied with the dentistry they have received	0	0	N/A	91.8%	91.6%	91.5%
% of Patients satisfied with the time they had to wait for an appointment	0	0	N/A	88.2%	88.3%	87.9%

\* This is based on patients treated on this contract for their most recent course of treatment. Figures in italics indicate the base number of FP17s or Patient Questionnaire responses are less than 100. N/A is shown where the base number of responses is less than 10 during the period. % is calculated as Quantity/Base number\*100

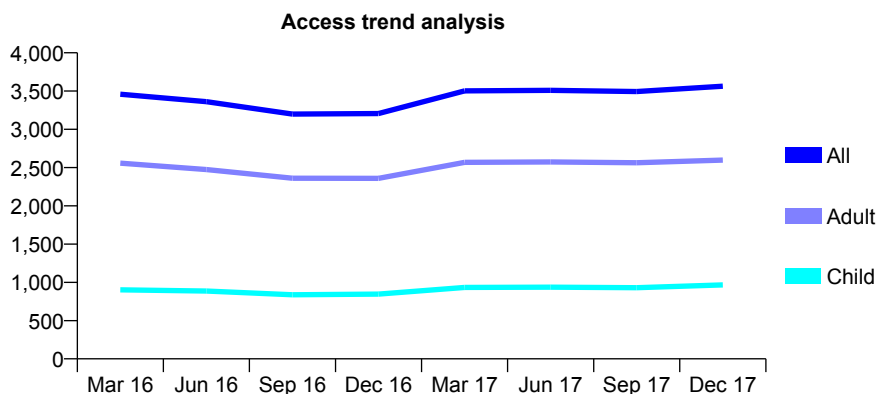
## Q46 - Vital Signs At a Glance Contract Report for 166081/0001 - December 2017

Name or company name	Brooks Bar Dental Practice
Contract type name	GDS Contract
Purpose of contract	General
Contract start date	26/07/2013
Contract end date	

17/18 Contracted general activity (UDA)	14,264
Carry forward general activity (UDA)	-65
17/18 Contracted orthodontic activity (UOA)	0
Carry forward orthodontic activity (UOA)	0
Baseline contract value	£438,836.53

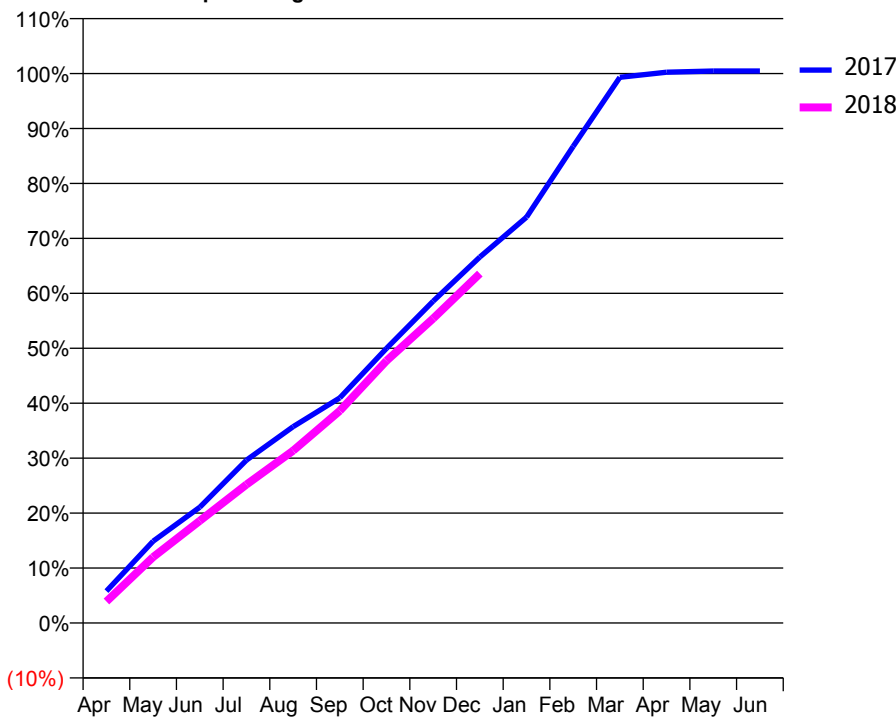
### ACCESS\*

Patients seen in 24 months	Total	Change since previous quarter
Quarter ending December 2016	3,206	
Quarter ending March 2017	3,502	↑
Quarter ending June 2017	3,509	→
Quarter ending September 2017	3,493	→
Quarter ending December 2017	3,564	↑
<b>Variance since December 2016</b>	<b>11.2%</b>	<b>↑</b>



### ACTIVITY

Cumulative percentage of contracted UDA delivered 2017 & 2018



Month	Adjusted Scheduled Activity (UDA)	
	2017	2018
April	828	559
May	2,123	1,712
June	3,006	2,652
July	4,228	3,593
August	5,098	4,474
September	5,843	5,509
October	7,128	6,806
November	8,356	7,906
December	9,499	9,069
January	10,535	
February	12,373	
March	14,165	
April	14,297	
May	14,329	
June	14,329	

### QUALITY

	Quantity	Base Number	Contract	AT	Region	England
% of FP17s for the same patient ID Re-attending within 3 months - Children	28	692	4.0%	12.4%	12.9%	12.0%
% of FP17s for the same patient ID Re-attending within 3 months - Adults	171	1,756	9.7%	16.8%	16.5%	15.9%
% of FP17s for the same patient ID Re-attending between 3 & 9 months - Children	239	692	34.5%	57.3%	59.6%	58.0%
% of FP17s for the same patient ID Re-attending between 3 & 9 months - Adults	570	1,756	32.5%	50.6%	52.8%	50.5%
% of FP17s for Band 1 Urgent Courses	132	2,414	5.5%	10.2%	9.1%	9.0%
% of FP17s Relating to Free Repair or Replacements	9	2,414	0.4%	0.9%	1.0%	0.8%
% of FP17s Relating to Continuations	32	2,414	1.3%	1.0%	1.2%	1.1%
% of Patients satisfied with the dentistry they have received	3	3	N/A	91.8%	91.6%	91.5%
% of Patients satisfied with the time they had to wait for an appointment	3	3	N/A	88.2%	88.3%	87.9%

\* This is based on patients treated on this contract for their most recent course of treatment. Figures in italics indicate the base number of FP17s or Patient Questionnaire responses are less than 100. N/A is shown where the base number of responses is less than 10 during the period. % is calculated as Quantity/Base number\*100

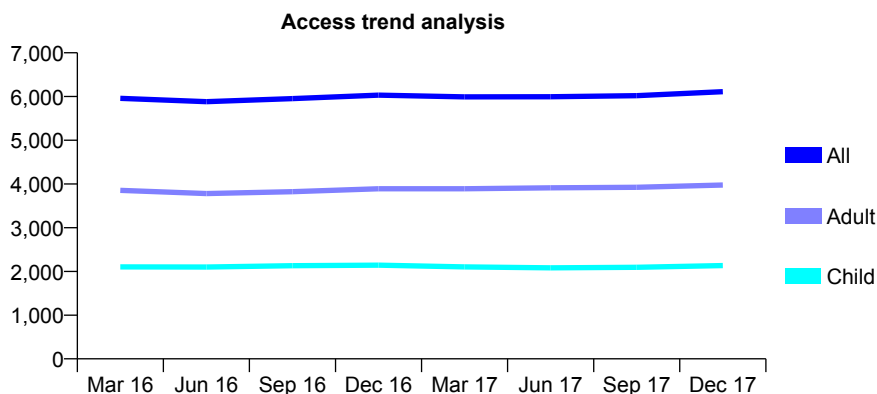
## Q46 - Vital Signs At a Glance Contract Report for 166405/0001 - December 2017

Name or company name	Penny Meadow Dental Care Limited
Contract type name	GDS Contract
Purpose of contract	General
Contract start date	01/01/2014
Contract end date	

17/18 Contracted general activity (UDA)	16,838
Carry forward general activity (UDA)	-165
17/18 Contracted orthodontic activity (UOA)	0
Carry forward orthodontic activity (UOA)	0
Baseline contract value	£473,154.49

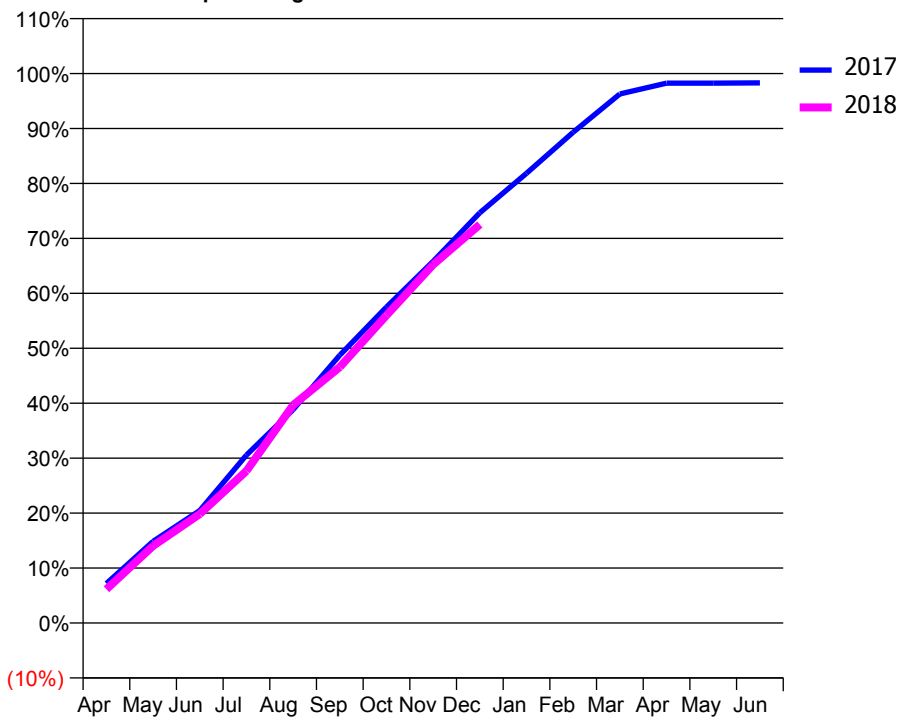
### ACCESS\*

Patients seen in 24 months	Total	Change since previous quarter
Quarter ending December 2016	6,033	
Quarter ending March 2017	5,993	→
Quarter ending June 2017	5,995	→
Quarter ending September 2017	6,020	→
Quarter ending December 2017	6,111	→
<b>Variance since December 2016</b>	<b>1.3%</b>	<b>→</b>



### ACTIVITY

Cumulative percentage of contracted UDA delivered 2017 & 2018



Month	Adjusted Scheduled Activity (UDA)	
	2017	2018
April	1,211	1,034
May	2,501	2,366
June	3,448	3,340
July	5,147	4,660
August	6,541	6,677
September	8,206	7,842
October	9,682	9,430
November	11,083	10,981
December	12,573	12,213
January	13,779	
February	15,039	
March	16,210	
April	16,544	
May	16,541	
June	16,552	

### QUALITY

	Quantity	Base Number	Contract	AT	Region	England
% of FP17s for the same patient ID Re-attending within 3 months - Children	179	2,633	6.8%	12.4%	12.9%	12.0%
% of FP17s for the same patient ID Re-attending within 3 months - Adults	447	4,063	11.0%	16.8%	16.5%	15.9%
% of FP17s for the same patient ID Re-attending between 3 & 9 months - Children	1,707	2,633	64.8%	57.3%	59.6%	58.0%
% of FP17s for the same patient ID Re-attending between 3 & 9 months - Adults	1,819	4,063	44.8%	50.6%	52.8%	50.5%
% of FP17s for Band 1 Urgent Courses	602	6,481	9.3%	10.2%	9.1%	9.0%
% of FP17s Relating to Free Repair or Replacements	33	6,481	0.5%	0.9%	1.0%	0.8%
% of FP17s Relating to Continuations	17	6,481	0.3%	1.0%	1.2%	1.1%
% of Patients satisfied with the dentistry they have received	1	1	N/A	91.8%	91.6%	91.5%
% of Patients satisfied with the time they had to wait for an appointment	1	1	N/A	88.2%	88.3%	87.9%

\* This is based on patients treated on this contract for their most recent course of treatment. Figures in italics indicate the base number of FP17s or Patient Questionnaire responses are less than 100. N/A is shown where the base number of responses is less than 10 during the period. % is calculated as Quantity/Base number\*100

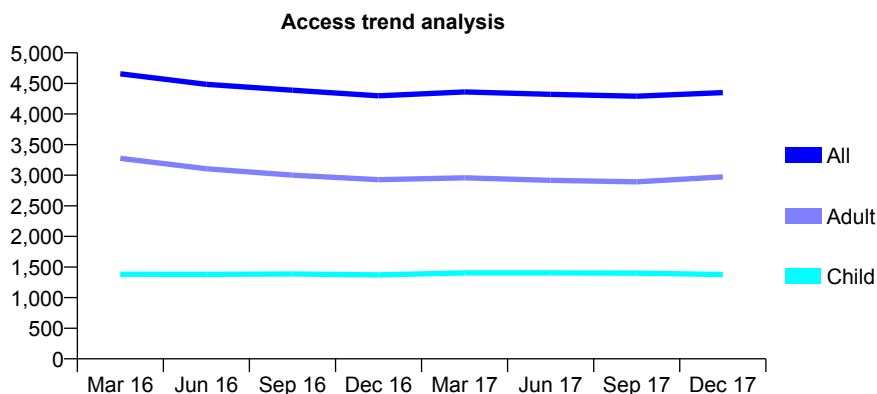
## Q46 - Vital Signs At a Glance Contract Report for 166707/0001 - December 2017

Name or company name	151 Dental Ltd
Contract type name	GDS Contract
Purpose of contract	General
Contract start date	01/08/2007
Contract end date	

17/18 Contracted general activity (UDA)	18,209
Carry forward general activity (UDA)	0
17/18 Contracted orthodontic activity (UOA)	0
Carry forward orthodontic activity (UOA)	0
Baseline contract value	£469,865.69

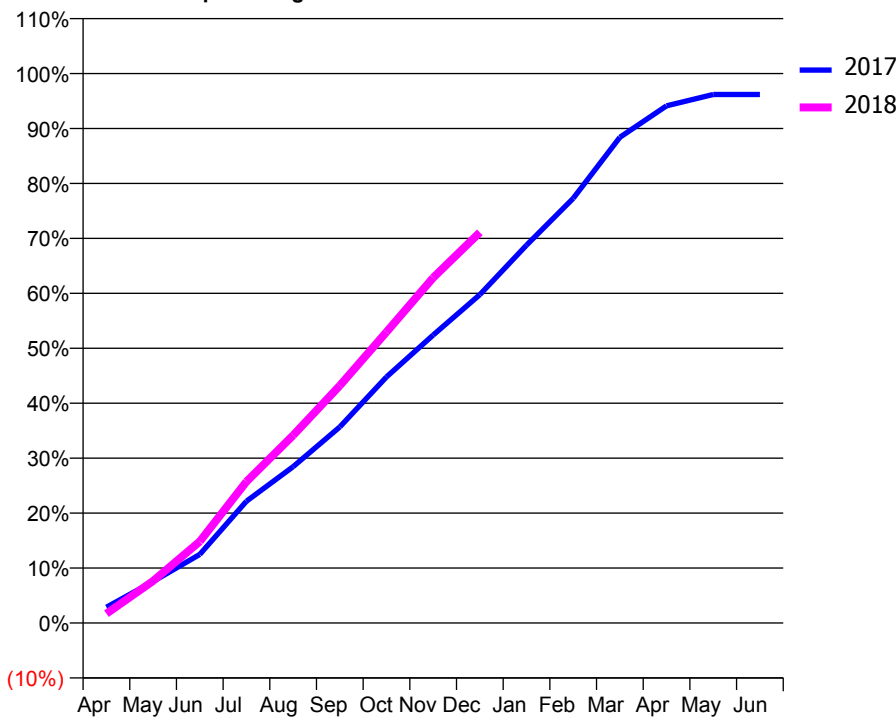
### ACCESS\*

Patients seen in 24 months	Total	Change since previous quarter
Quarter ending December 2016	4,298	
Quarter ending March 2017	4,361	→
Quarter ending June 2017	4,321	→
Quarter ending September 2017	4,291	→
Quarter ending December 2017	4,350	→
<b>Variance since December 2016</b>	<b>1.2%</b>	<b>→</b>



### ACTIVITY

Cumulative percentage of contracted UDA delivered 2017 & 2018



Month	Adjusted Scheduled Activity (UDA)	
	2017	2018
April	524	311
May	1,377	1,396
June	2,273	2,700
July	4,036	4,688
August	5,183	6,219
September	6,500	7,870
October	8,155	9,644
November	9,542	11,443
December	10,882	12,944
January	12,522	
February	14,069	
March	16,097	
April	17,139	
May	17,515	
June	17,515	

### QUALITY

	Quantity	Base Number	Contract	AT	Region	England
% of FP17s for the same patient ID Re-attending within 3 months - Children	499	2,193	22.8%	12.4%	12.9%	12.0%
% of FP17s for the same patient ID Re-attending within 3 months - Adults	838	3,864	21.7%	16.8%	16.5%	15.9%
% of FP17s for the same patient ID Re-attending between 3 & 9 months - Children	1,340	2,193	61.1%	57.3%	59.6%	58.0%
% of FP17s for the same patient ID Re-attending between 3 & 9 months - Adults	2,074	3,864	53.7%	50.6%	52.8%	50.5%
% of FP17s for Band 1 Urgent Courses	536	5,609	9.6%	10.2%	9.1%	9.0%
% of FP17s Relating to Free Repair or Replacements	48	5,609	0.9%	0.9%	1.0%	0.8%
% of FP17s Relating to Continuations	26	5,609	0.5%	1.0%	1.2%	1.1%
% of Patients satisfied with the dentistry they have received	12	12	100.0%	91.8%	91.6%	91.5%
% of Patients satisfied with the time they had to wait for an appointment	12	12	100.0%	88.2%	88.3%	87.9%

\* This is based on patients treated on this contract for their most recent course of treatment. Figures in italics indicate the base number of FP17s or Patient Questionnaire responses are less than 100. N/A is shown where the base number of responses is less than 10 during the period. % is calculated as Quantity/Base number\*100

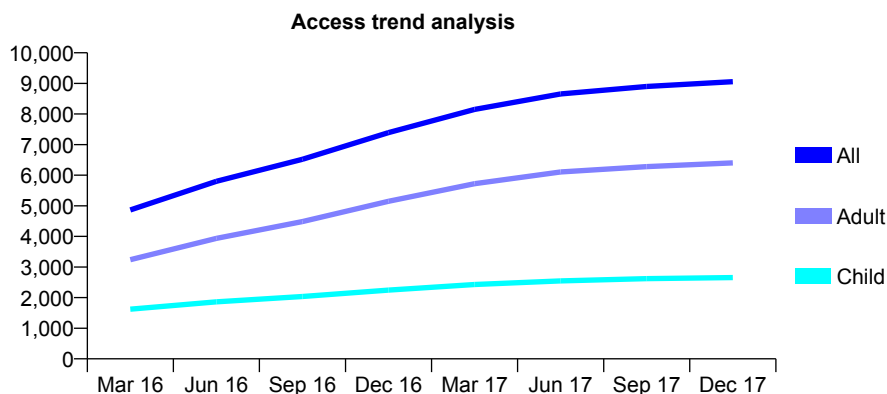
## Q46 - Vital Signs At a Glance Contract Report for 167312/0001 - December 2017

Name or company name	Mellor, Wilkinson and Shokraee
Contract type name	GDS Contract
Purpose of contract	General
Contract start date	01/06/2015
Contract end date	

17/18 Contracted general activity (UDA)	21,353
Carry forward general activity (UDA)	-397
17/18 Contracted orthodontic activity (UOA)	0
Carry forward orthodontic activity (UOA)	0
Baseline contract value	£692,884.81

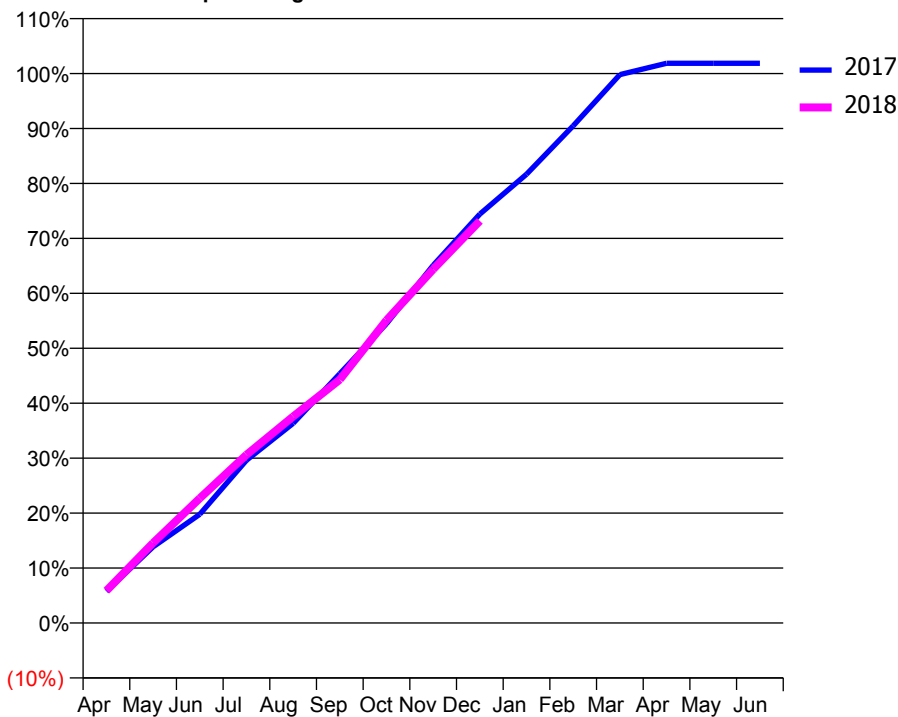
### ACCESS\*

Patients seen in 24 months	Total	Change since previous quarter
Quarter ending December 2016	7,392	
Quarter ending March 2017	8,150	↑
Quarter ending June 2017	8,655	↑
Quarter ending September 2017	8,899	↑
Quarter ending December 2017	9,056	→
<b>Variance since December 2016</b>	<b>22.5%</b>	<b>↑</b>



### ACTIVITY

Cumulative percentage of contracted UDA delivered 2017 & 2018



Month	Adjusted Scheduled Activity (UDA)	
	2017	2018
April	1,232	1,258
May	2,961	3,114
June	4,224	4,845
July	6,325	6,536
August	7,758	8,026
September	9,688	9,461
October	11,631	11,764
November	13,898	13,744
December	15,887	15,623
January	17,439	
February	19,319	
March	21,312	
April	21,753	
May	21,750	
June	21,750	

### QUALITY

	Quantity	Base Number	Contract	AT	Region	England
% of FP17s for the same patient ID Re-attending within 3 months - Children	269	3,099	8.7%	12.4%	12.9%	12.0%
% of FP17s for the same patient ID Re-attending within 3 months - Adults	825	5,750	14.3%	16.8%	16.5%	15.9%
% of FP17s for the same patient ID Re-attending between 3 & 9 months - Children	1,858	3,099	60.0%	57.3%	59.6%	58.0%
% of FP17s for the same patient ID Re-attending between 3 & 9 months - Adults	2,622	5,750	45.6%	50.6%	52.8%	50.5%
% of FP17s for Band 1 Urgent Courses	721	6,993	10.3%	10.2%	9.1%	9.0%
% of FP17s Relating to Free Repair or Replacements	36	6,993	0.5%	0.9%	1.0%	0.8%
% of FP17s Relating to Continuations	82	6,993	1.2%	1.0%	1.2%	1.1%
% of Patients satisfied with the dentistry they have received	4	5	N/A	91.8%	91.6%	91.5%
% of Patients satisfied with the time they had to wait for an appointment	4	5	N/A	88.2%	88.3%	87.9%

\* This is based on patients treated on this contract for their most recent course of treatment. Figures in italics indicate the base number of FP17s or Patient Questionnaire responses are less than 100. N/A is shown where the base number of responses is less than 10 during the period. % is calculated as Quantity/Base number\*100



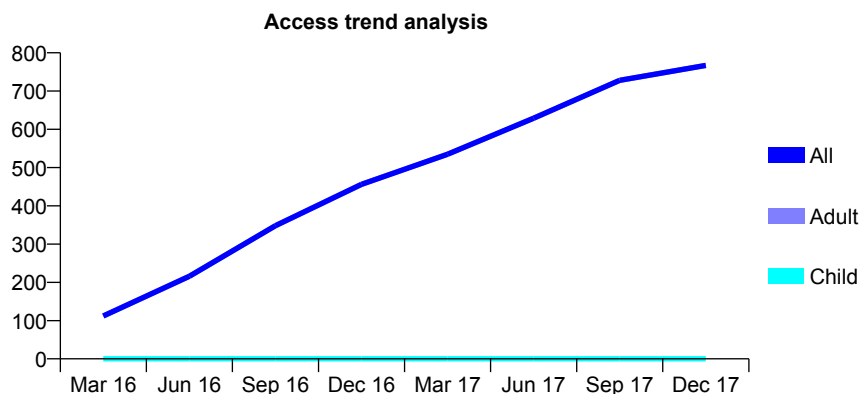
## Q46 - Vital Signs At a Glance Contract Report for 167312/0002 - December 2017

Name or company name	Mellor, Wilkinson and Shokraee
Contract type name	GDS Contract
Purpose of contract	General
Contract start date	01/11/2015
Contract end date	

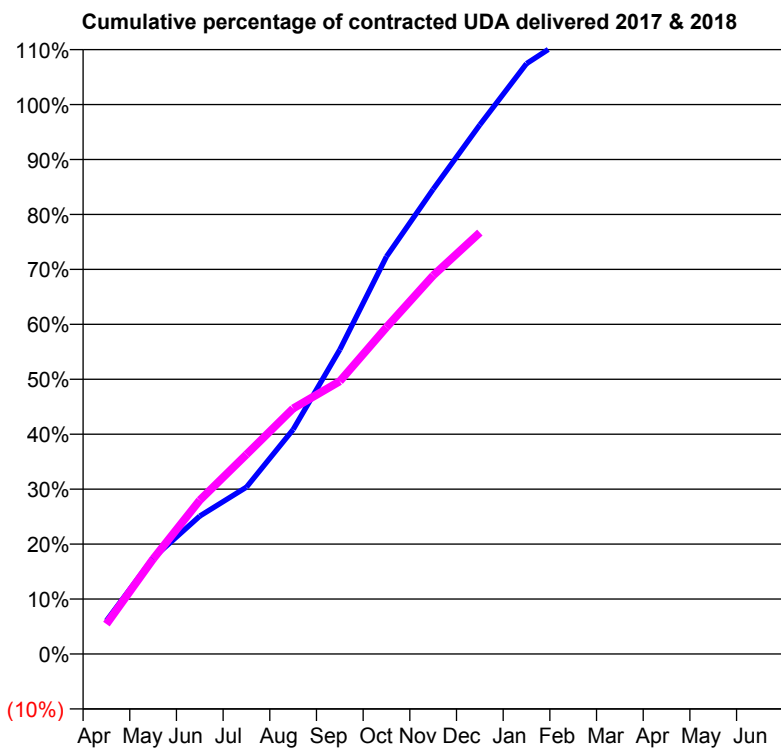
17/18 Contracted general activity (UDA)	2,000
Carry forward general activity (UDA)	-40
17/18 Contracted orthodontic activity (UOA)	0
Carry forward orthodontic activity (UOA)	0
Baseline contract value	£170,299.38

### ACCESS\*

Patients seen in 24 months	Total	Change since previous quarter
Quarter ending December 2016	456	
Quarter ending March 2017	535	↑
Quarter ending June 2017	629	↑
Quarter ending September 2017	728	↑
Quarter ending December 2017	767	↑
<b>Variance since December 2016</b>	<b>68.2%</b>	<b>↑</b>



### ACTIVITY



Month	Adjusted Scheduled Activity (UDA)	
	2017	2018
April	121	109
May	350	346
June	502	560
July	607	726
August	817	894
September	1,108	993
October	1,446	1,189
November	1,692	1,378
December	1,926	1,534
January	2,149	
February	2,259	
March	2,365	
April	2,525	
May	2,553	
June	2,553	

### QUALITY

	Quantity	Base Number	Contract	AT	Region	England
% of FP17s for the same patient ID Re-attending within 3 months - Children	0	0	N/A	12.4%	12.9%	12.0%
% of FP17s for the same patient ID Re-attending within 3 months - Adults	29	486	6.0%	16.8%	16.5%	15.9%
% of FP17s for the same patient ID Re-attending between 3 & 9 months - Children	0	0	N/A	57.3%	59.6%	58.0%
% of FP17s for the same patient ID Re-attending between 3 & 9 months - Adults	48	486	9.9%	50.6%	52.8%	50.5%
% of FP17s for Band 1 Urgent Courses	173	435	39.8%	10.2%	9.1%	9.0%
% of FP17s Relating to Free Repair or Replacements	0	435	0.0%	0.9%	1.0%	0.8%
% of FP17s Relating to Continuations	0	435	0.0%	1.0%	1.2%	1.1%
% of Patients satisfied with the dentistry they have received	1	1	N/A	91.8%	91.6%	91.5%
% of Patients satisfied with the time they had to wait for an appointment	0	1	N/A	88.2%	88.3%	87.9%

\* This is based on patients treated on this contract for their most recent course of treatment. Figures in italics indicate the base number of FP17s or Patient Questionnaire responses are less than 100. N/A is shown where the base number of responses is less than 10 during the period. % is calculated as Quantity/Base number\*100

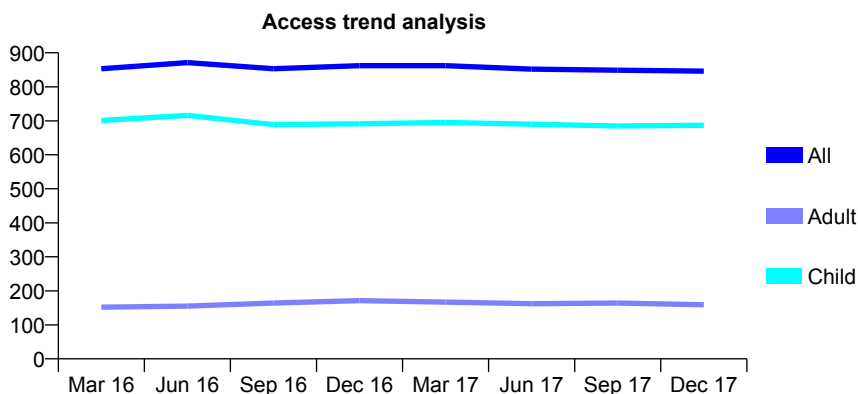
## Q46 - Vital Signs At a Glance Contract Report for 168033/0001 - December 2017

Name or company name	Mossley Dental Care
Contract type name	GDS Contract
Purpose of contract	General
Contract start date	01/02/2013
Contract end date	

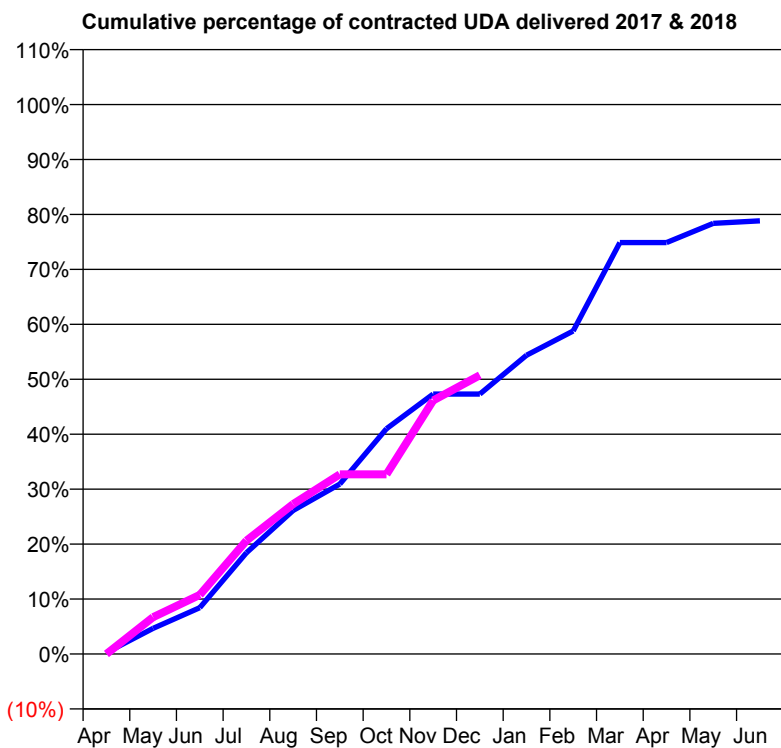
17/18 Contracted general activity (UDA)	2,000
Carry forward general activity (UDA)	0
17/18 Contracted orthodontic activity (UOA)	0
Carry forward orthodontic activity (UOA)	0
Baseline contract value	£56,189.02

### ACCESS\*

Patients seen in 24 months	Total	Change since previous quarter
Quarter ending December 2016	862	
Quarter ending March 2017	862	→
Quarter ending June 2017	852	↓
Quarter ending September 2017	849	→
Quarter ending December 2017	846	→
<b>Variance since December 2016</b>	<b>(1.9%)</b>	<b>↓</b>



### ACTIVITY



Month	Adjusted Scheduled Activity (UDA)	
	2017	2018
April	5	0
May	93	134
June	169	215
July	368	413
August	523	546
September	619	654
October	820	654
November	946	923
December	946	1,014
January	1,088	
February	1,176	
March	1,498	
April	1,498	
May	1,567	
June	1,576	

### QUALITY

	Quantity	Base Number	Contract	AT	Region	England
% of FP17s for the same patient ID Re-attending within 3 months - Children	36	682	5.3%	12.4%	12.9%	12.0%
% of FP17s for the same patient ID Re-attending within 3 months - Adults	13	103	12.6%	16.8%	16.5%	15.9%
% of FP17s for the same patient ID Re-attending between 3 & 9 months - Children	418	682	61.3%	57.3%	59.6%	58.0%
% of FP17s for the same patient ID Re-attending between 3 & 9 months - Adults	57	103	55.3%	50.6%	52.8%	50.5%
% of FP17s for Band 1 Urgent Courses	32	733	4.4%	10.2%	9.1%	9.0%
% of FP17s Relating to Free Repair or Replacements	0	733	0.0%	0.9%	1.0%	0.8%
% of FP17s Relating to Continuations	0	733	0.0%	1.0%	1.2%	1.1%
% of Patients satisfied with the dentistry they have received	0	1	N/A	91.8%	91.6%	91.5%
% of Patients satisfied with the time they had to wait for an appointment	0	1	N/A	88.2%	88.3%	87.9%

\* This is based on patients treated on this contract for their most recent course of treatment. Figures in italics indicate the base number of FP17s or Patient Questionnaire responses are less than 100. N/A is shown where the base number of responses is less than 10 during the period. % is calculated as Quantity/Base number\*100

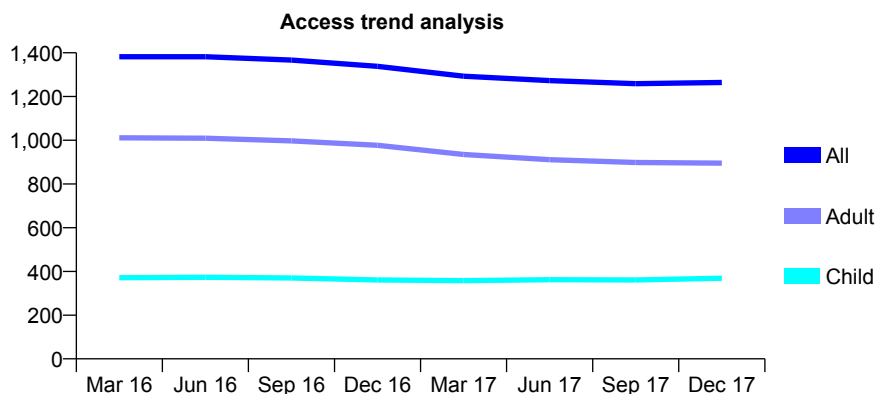
## Q46 - Vital Signs At a Glance Contract Report for 168157/0001 - December 2017

Name or company name	Ravat & Ray Dental Care Bolton
Contract type name	GDS Contract
Purpose of contract	General
Contract start date	28/01/2014
Contract end date	

17/18 Contracted general activity (UDA)	3,981
Carry forward general activity (UDA)	5
17/18 Contracted orthodontic activity (UOA)	0
Carry forward orthodontic activity (UOA)	0
Baseline contract value	£91,229.72

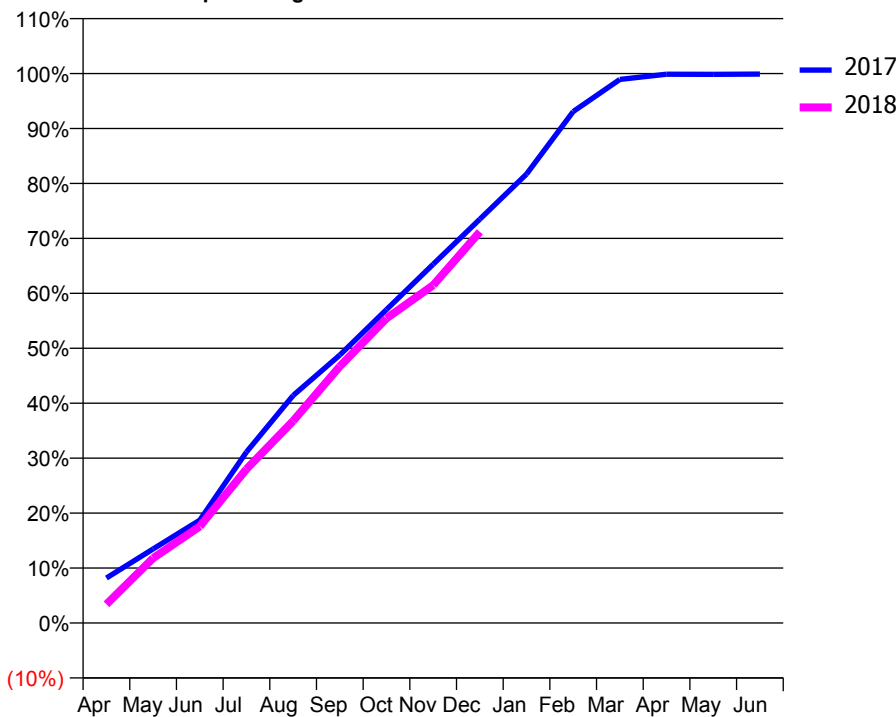
### ACCESS\*

Patients seen in 24 months	Total	Change since previous quarter
Quarter ending December 2016	1,338	
Quarter ending March 2017	1,293	↓
Quarter ending June 2017	1,273	↓
Quarter ending September 2017	1,259	↓
Quarter ending December 2017	1,264	→
<b>Variance since December 2016</b>	<b>(5.5%)</b>	<b>↓</b>



### ACTIVITY

Cumulative percentage of contracted UDA delivered 2017 & 2018



Month	Adjusted Scheduled Activity (UDA)	
	2017	2018
April	326	136
May	536	470
June	745	700
July	1,239	1,115
August	1,649	1,464
September	1,941	1,860
October	2,271	2,207
November	2,599	2,447
December	2,926	2,834
January	3,252	
February	3,706	
March	3,938	
April	3,975	
May	3,974	
June	3,976	

### QUALITY

	Quantity	Base Number	Contract	AT	Region	England
% of FP17s for the same patient ID Re-attending within 3 months - Children	18	421	4.3%	12.4%	12.9%	12.0%
% of FP17s for the same patient ID Re-attending within 3 months - Adults	98	1,036	9.5%	16.8%	16.5%	15.9%
% of FP17s for the same patient ID Re-attending between 3 & 9 months - Children	285	421	67.7%	57.3%	59.6%	58.0%
% of FP17s for the same patient ID Re-attending between 3 & 9 months - Adults	710	1,036	68.5%	50.6%	52.8%	50.5%
% of FP17s for Band 1 Urgent Courses	69	1,446	4.8%	10.2%	9.1%	9.0%
% of FP17s Relating to Free Repair or Replacements	24	1,446	1.7%	0.9%	1.0%	0.8%
% of FP17s Relating to Continuations	8	1,446	0.6%	1.0%	1.2%	1.1%
% of Patients satisfied with the dentistry they have received	1	1	N/A	91.8%	91.6%	91.5%
% of Patients satisfied with the time they had to wait for an appointment	1	1	N/A	88.2%	88.3%	87.9%

\* This is based on patients treated on this contract for their most recent course of treatment. Figures in italics indicate the base number of FP17s or Patient Questionnaire responses are less than 100. N/A is shown where the base number of responses is less than 10 during the period. % is calculated as Quantity/Base number\*100

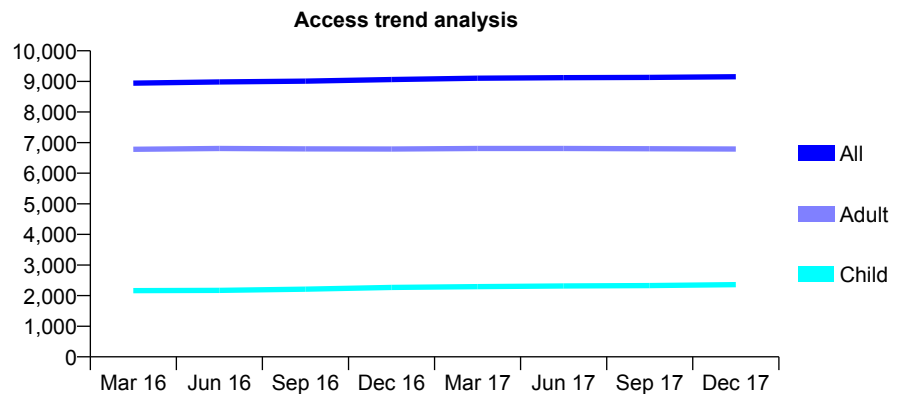
## Q46 - Vital Signs At a Glance Contract Report for 168270/0001 - December 2017

Name or company name	MR KA WITHERS
Contract type name	GDS Contract
Purpose of contract	General
Contract start date	01/07/2010
Contract end date	

17/18 Contracted general activity (UDA)	26,084
Carry forward general activity (UDA)	-517
17/18 Contracted orthodontic activity (UOA)	0
Carry forward orthodontic activity (UOA)	0
Baseline contract value	£770,238.46

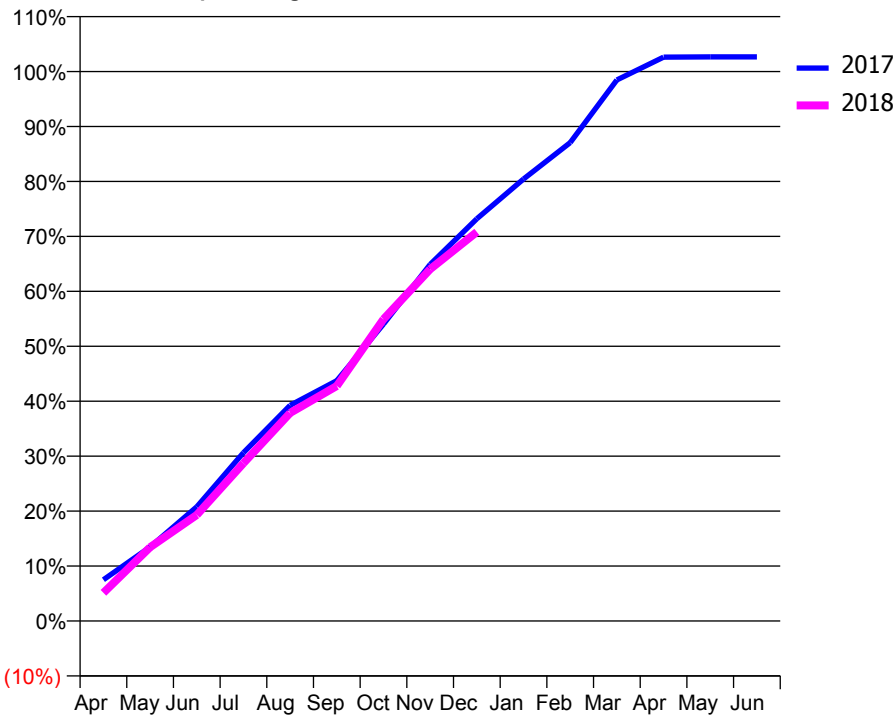
### ACCESS\*

Patients seen in 24 months	Total	Change since previous quarter
Quarter ending December 2016	9,059	
Quarter ending March 2017	9,104	→
Quarter ending June 2017	9,122	→
Quarter ending September 2017	9,129	→
Quarter ending December 2017	9,151	→
<b>Variance since December 2016</b>	<b>1.0%</b>	<b>→</b>



### ACTIVITY

Cumulative percentage of contracted UDA delivered 2017 & 2018



Month	Adjusted Scheduled Activity (UDA)	
	2017	2018
April	1,939	1,337
May	3,488	3,502
June	5,372	5,038
July	7,920	7,490
August	10,147	9,880
September	11,310	11,157
October	13,968	14,328
November	16,780	16,698
December	18,929	18,468
January	20,796	
February	22,509	
March	25,457	
April	26,529	
May	26,546	
June	26,547	

### QUALITY

	Quantity	Base Number	Contract	AT	Region	England
% of FP17s for the same patient ID Re-attending within 3 months - Children	216	2,722	7.9%	12.4%	12.9%	12.0%
% of FP17s for the same patient ID Re-attending within 3 months - Adults	844	7,519	11.2%	16.8%	16.5%	15.9%
% of FP17s for the same patient ID Re-attending between 3 & 9 months - Children	1,504	2,722	55.3%	57.3%	59.6%	58.0%
% of FP17s for the same patient ID Re-attending between 3 & 9 months - Adults	4,421	7,519	58.8%	50.6%	52.8%	50.5%
% of FP17s for Band 1 Urgent Courses	524	9,757	5.4%	10.2%	9.1%	9.0%
% of FP17s Relating to Free Repair or Replacements	113	9,757	1.2%	0.9%	1.0%	0.8%
% of FP17s Relating to Continuations	65	9,757	0.7%	1.0%	1.2%	1.1%
% of Patients satisfied with the dentistry they have received	7	7	N/A	91.8%	91.6%	91.5%
% of Patients satisfied with the time they had to wait for an appointment	7	7	N/A	88.2%	88.3%	87.9%

\* This is based on patients treated on this contract for their most recent course of treatment. Figures in italics indicate the base number of FP17s or Patient Questionnaire responses are less than 100. N/A is shown where the base number of responses is less than 10 during the period. % is calculated as Quantity/Base number\*100

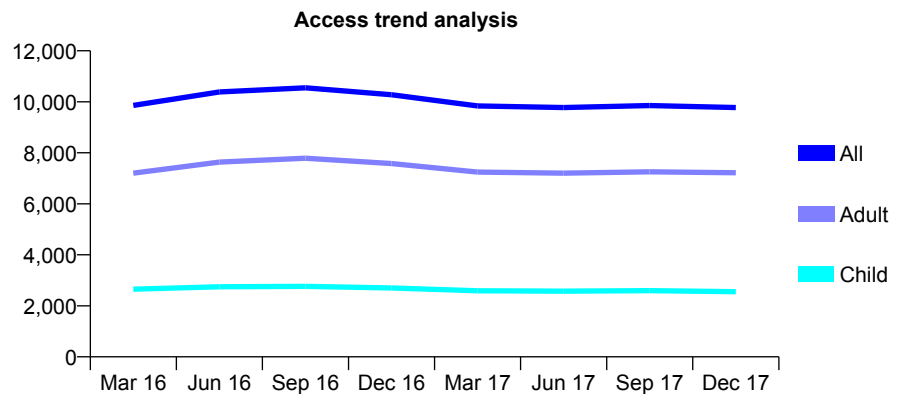
## Q46 - Vital Signs At a Glance Contract Report for 168653/0001 - December 2017

Name or company name	SimplyOne Dental
Contract type name	GDS Contract
Purpose of contract	General
Contract start date	03/09/2014
Contract end date	

17/18 Contracted general activity (UDA)	26,986
Carry forward general activity (UDA)	-475
17/18 Contracted orthodontic activity (UOA)	0
Carry forward orthodontic activity (UOA)	0
Baseline contract value	£759,492.59

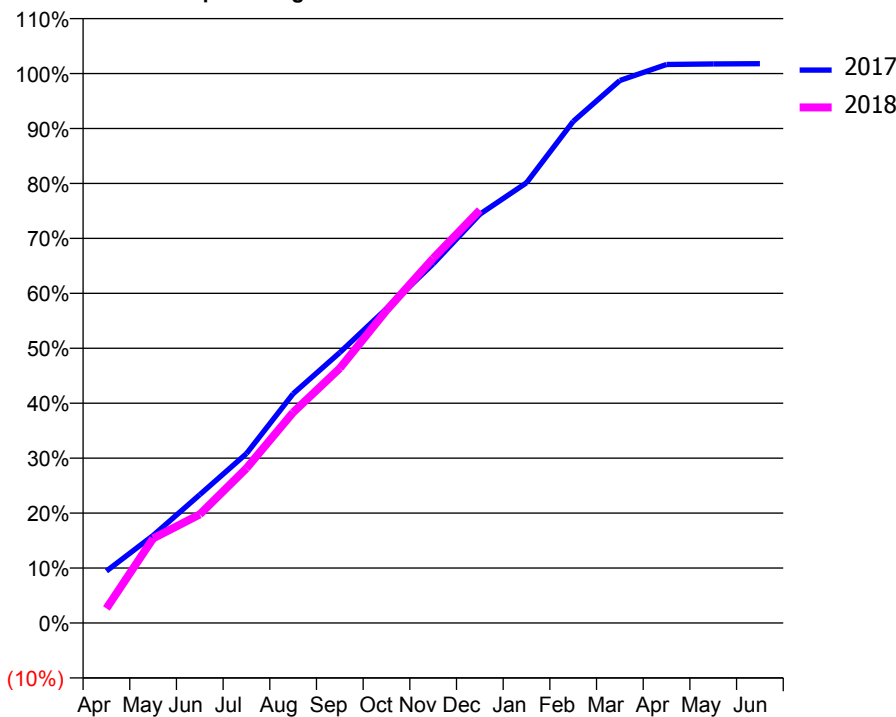
### ACCESS\*

Patients seen in 24 months	Total	Change since previous quarter
Quarter ending December 2016	10,279	
Quarter ending March 2017	9,837	↓
Quarter ending June 2017	9,773	→
Quarter ending September 2017	9,853	→
Quarter ending December 2017	9,776	→
<b>Variance since December 2016</b>	<b>(4.9%)</b>	<b>↓</b>



### ACTIVITY

Cumulative percentage of contracted UDA delivered 2017 & 2018



Month	Adjusted Scheduled Activity (UDA)	
	2017	2018
April	2,552	715
May	4,301	4,156
June	6,300	5,337
July	8,319	7,598
August	11,261	10,343
September	13,282	12,509
October	15,439	15,354
November	17,641	17,908
December	20,073	20,279
January	21,621	
February	24,632	
March	26,643	
April	27,429	
May	27,453	
June	27,467	

### QUALITY

	Quantity	Base Number	Contract	AT	Region	England
% of FP17s for the same patient ID Re-attending within 3 months - Children	186	2,411	7.7%	12.4%	12.9%	12.0%
% of FP17s for the same patient ID Re-attending within 3 months - Adults	863	6,258	13.8%	16.8%	16.5%	15.9%
% of FP17s for the same patient ID Re-attending between 3 & 9 months - Children	1,180	2,411	48.9%	57.3%	59.6%	58.0%
% of FP17s for the same patient ID Re-attending between 3 & 9 months - Adults	2,719	6,258	43.4%	50.6%	52.8%	50.5%
% of FP17s for Band 1 Urgent Courses	911	8,212	11.1%	10.2%	9.1%	9.0%
% of FP17s Relating to Free Repair or Replacements	48	8,212	0.6%	0.9%	1.0%	0.8%
% of FP17s Relating to Continuations	125	8,212	1.5%	1.0%	1.2%	1.1%
% of Patients satisfied with the dentistry they have received	6	7	N/A	91.8%	91.6%	91.5%
% of Patients satisfied with the time they had to wait for an appointment	6	7	N/A	88.2%	88.3%	87.9%

\* This is based on patients treated on this contract for their most recent course of treatment. Figures in italics indicate the base number of FP17s or Patient Questionnaire responses are less than 100. N/A is shown where the base number of responses is less than 10 during the period. % is calculated as Quantity/Base number\*100

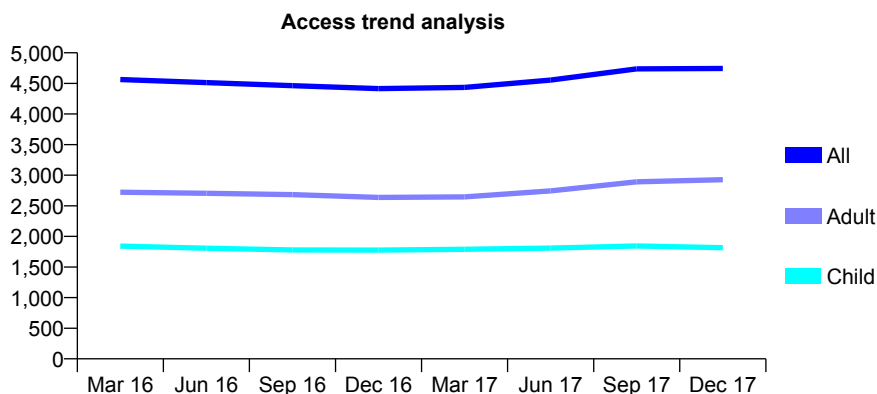
## Q46 - Vital Signs At a Glance Contract Report for 168947/0001 - December 2017

Name or company name	Silverwell Dental Surgery
Contract type name	GDS Contract
Purpose of contract	General
Contract start date	01/06/2010
Contract end date	

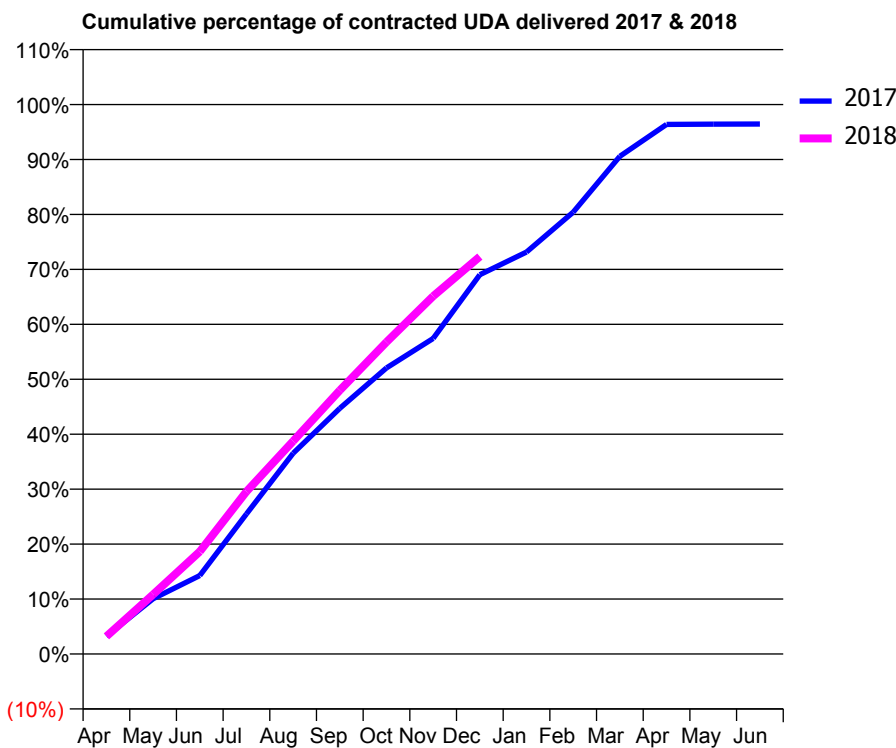
17/18 Contracted general activity (UDA)	12,600
Carry forward general activity (UDA)	0
17/18 Contracted orthodontic activity (UOA)	0
Carry forward orthodontic activity (UOA)	0
Baseline contract value	£314,356.70

### ACCESS\*

Patients seen in 24 months	Total	Change since previous quarter
Quarter ending December 2016	4,415	
Quarter ending March 2017	4,435	→
Quarter ending June 2017	4,555	↑
Quarter ending September 2017	4,738	↑
Quarter ending December 2017	4,744	→
<b>Variance since December 2016</b>	<b>7.5%</b>	<b>↑</b>



### ACTIVITY



Month	Adjusted Scheduled Activity (UDA)	
	2017	2018
April	408	405
May	1,267	1,364
June	1,798	2,349
July	3,211	3,724
August	4,604	4,883
September	5,633	6,045
October	6,562	7,153
November	7,235	8,206
December	8,697	9,113
January	9,218	
February	10,131	
March	11,412	
April	12,144	
May	12,150	
June	12,151	

### QUALITY

	Quantity	Base Number	Contract	AT	Region	England
% of FP17s for the same patient ID Re-attending within 3 months - Children	184	2,217	8.3%	12.4%	12.9%	12.0%
% of FP17s for the same patient ID Re-attending within 3 months - Adults	408	3,082	13.2%	16.8%	16.5%	15.9%
% of FP17s for the same patient ID Re-attending between 3 & 9 months - Children	1,321	2,217	59.6%	57.3%	59.6%	58.0%
% of FP17s for the same patient ID Re-attending between 3 & 9 months - Adults	1,598	3,082	51.8%	50.6%	52.8%	50.5%
% of FP17s for Band 1 Urgent Courses	275	4,967	5.5%	10.2%	9.1%	9.0%
% of FP17s Relating to Free Repair or Replacements	18	4,967	0.4%	0.9%	1.0%	0.8%
% of FP17s Relating to Continuations	23	4,967	0.5%	1.0%	1.2%	1.1%
% of Patients satisfied with the dentistry they have received	1	2	N/A	91.8%	91.6%	91.5%
% of Patients satisfied with the time they had to wait for an appointment	1	2	N/A	88.2%	88.3%	87.9%

\* This is based on patients treated on this contract for their most recent course of treatment. Figures in italics indicate the base number of FP17s or Patient Questionnaire responses are less than 100. N/A is shown where the base number of responses is less than 10 during the period. % is calculated as Quantity/Base number\*100

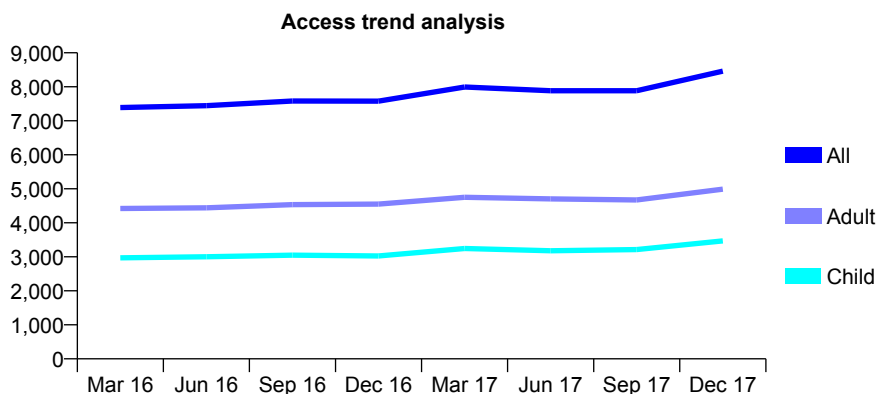
## Q46 - Vital Signs At a Glance Contract Report for 173096/0001 - December 2017

Name or company name	Mr A Hussain
Contract type name	GDS Contract
Purpose of contract	General
Contract start date	01/04/2010
Contract end date	

17/18 Contracted general activity (UDA)	22,889
Carry forward general activity (UDA)	-243
17/18 Contracted orthodontic activity (UOA)	0
Carry forward orthodontic activity (UOA)	0
Baseline contract value	£658,473.74

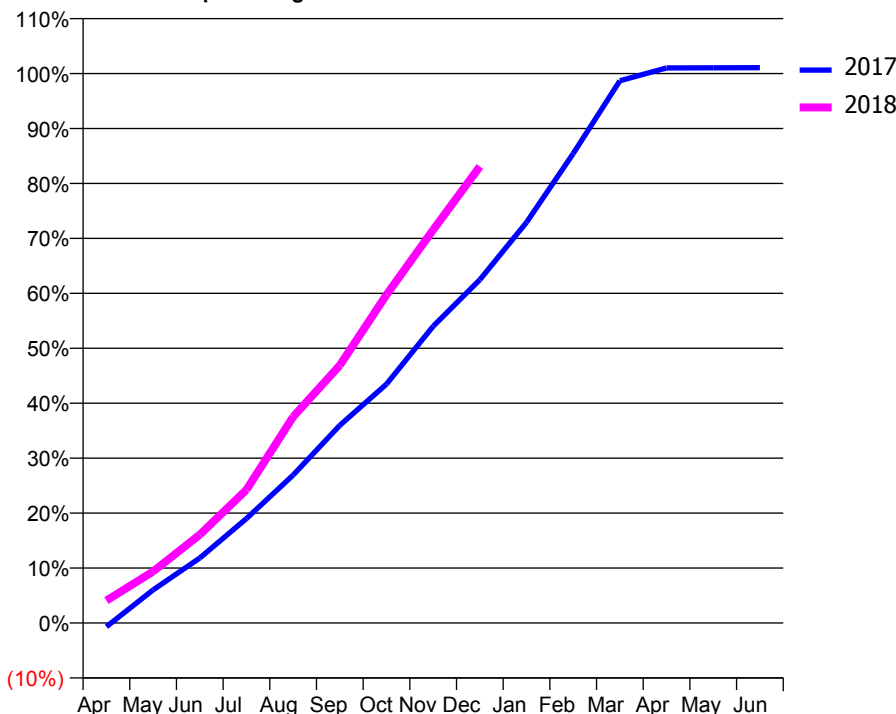
### ACCESS\*

Patients seen in 24 months	Total	Change since previous quarter
Quarter ending December 2016	7,577	
Quarter ending March 2017	7,996	↑
Quarter ending June 2017	7,883	↓
Quarter ending September 2017	7,885	→
Quarter ending December 2017	8,461	↑
<b>Variance since December 2016</b>	<b>11.7%</b>	<b>↑</b>



### ACTIVITY

Cumulative percentage of contracted UDA delivered 2017 & 2018



Month	Adjusted Scheduled Activity (UDA)	
	2017	2018
April	-160	934
May	1,380	2,145
June	2,708	3,681
July	4,353	5,553
August	6,165	8,591
September	8,235	10,733
October	9,952	13,675
November	12,364	16,375
December	14,298	19,018
January	16,686	
February	19,554	
March	22,585	
April	23,120	
May	23,128	
June	23,132	

### QUALITY

	Quantity	Base Number	Contract	AT	Region	England
% of FP17s for the same patient ID Re-attending within 3 months - Children	363	3,485	10.4%	12.4%	12.9%	12.0%
% of FP17s for the same patient ID Re-attending within 3 months - Adults	987	4,731	20.9%	16.8%	16.5%	15.9%
% of FP17s for the same patient ID Re-attending between 3 & 9 months - Children	1,580	3,485	45.3%	57.3%	59.6%	58.0%
% of FP17s for the same patient ID Re-attending between 3 & 9 months - Adults	1,868	4,731	39.5%	50.6%	52.8%	50.5%
% of FP17s for Band 1 Urgent Courses	864	7,975	10.8%	10.2%	9.1%	9.0%
% of FP17s Relating to Free Repair or Replacements	44	7,975	0.6%	0.9%	1.0%	0.8%
% of FP17s Relating to Continuations	170	7,975	2.1%	1.0%	1.2%	1.1%
% of Patients satisfied with the dentistry they have received	7	7	N/A	91.8%	91.6%	91.5%
% of Patients satisfied with the time they had to wait for an appointment	6	7	N/A	88.2%	88.3%	87.9%

\* This is based on patients treated on this contract for their most recent course of treatment. Figures in italics indicate the base number of FP17s or Patient Questionnaire responses are less than 100. N/A is shown where the base number of responses is less than 10 during the period. % is calculated as Quantity/Base number\*100

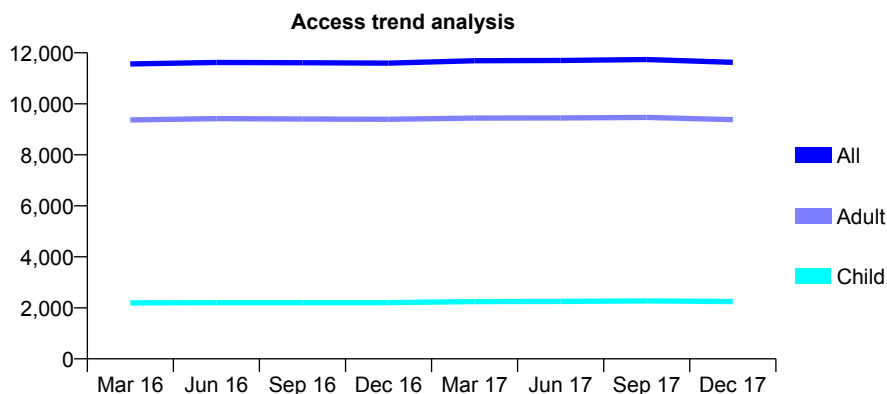
## Q46 - Vital Signs At a Glance Contract Report for 173401/0001 - December 2017

Name or company name	Romiley Dental Practice
Contract type name	GDS Contract
Purpose of contract	General
Contract start date	01/04/2006
Contract end date	

17/18 Contracted general activity (UDA)	32,002
Carry forward general activity (UDA)	0
17/18 Contracted orthodontic activity (UOA)	0
Carry forward orthodontic activity (UOA)	0
Baseline contract value	£774,483.44

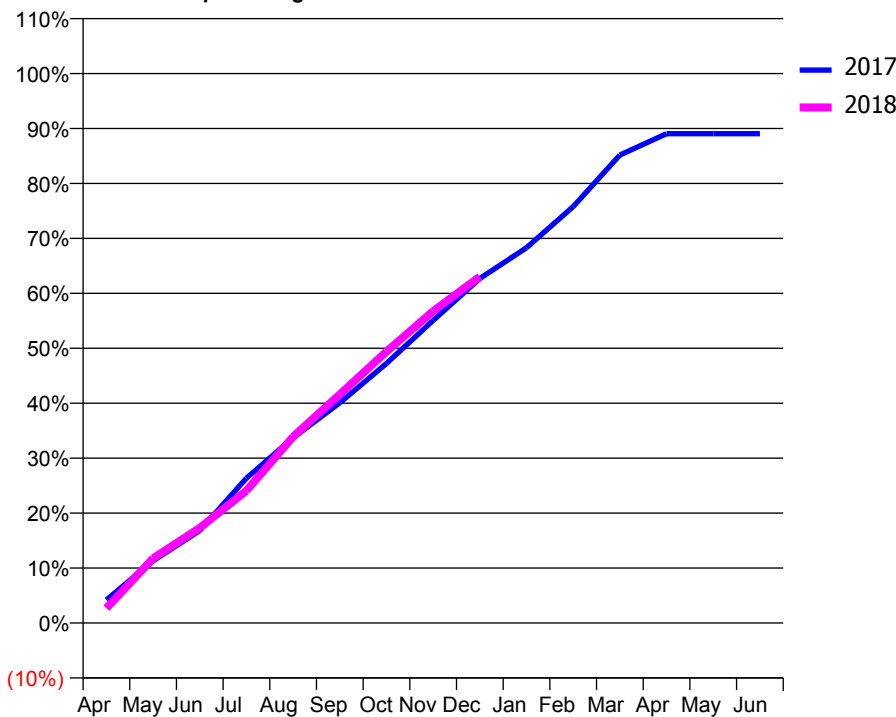
### ACCESS\*

Patients seen in 24 months	Total	Change since previous quarter
Quarter ending December 2016	11,594	
Quarter ending March 2017	11,689	→
Quarter ending June 2017	11,698	→
Quarter ending September 2017	11,736	→
Quarter ending December 2017	11,625	→
<b>Variance since December 2016</b>	<b>0.3%</b>	<b>→</b>



### ACTIVITY

Cumulative percentage of contracted UDA delivered 2017 & 2018



Month	Adjusted Scheduled Activity (UDA)	
	2017	2018
April	1,451	869
May	3,902	3,772
June	5,803	5,540
July	9,098	7,709
August	11,636	10,855
September	13,824	13,314
October	16,297	15,811
November	19,005	18,162
December	21,633	20,170
January	23,567	
February	26,139	
March	29,382	
April	30,722	
May	30,725	
June	30,726	

### QUALITY

	Quantity	Base Number	Contract	AT	Region	England
% of FP17s for the same patient ID Re-attending within 3 months - Children	136	2,258	6.0%	12.4%	12.9%	12.0%
% of FP17s for the same patient ID Re-attending within 3 months - Adults	1,318	9,712	13.6%	16.8%	16.5%	15.9%
% of FP17s for the same patient ID Re-attending between 3 & 9 months - Children	1,305	2,258	57.8%	57.3%	59.6%	58.0%
% of FP17s for the same patient ID Re-attending between 3 & 9 months - Adults	5,409	9,712	55.7%	50.6%	52.8%	50.5%
% of FP17s for Band 1 Urgent Courses	854	10,690	8.0%	10.2%	9.1%	9.0%
% of FP17s Relating to Free Repair or Replacements	110	10,690	1.0%	0.9%	1.0%	0.8%
% of FP17s Relating to Continuations	95	10,690	0.9%	1.0%	1.2%	1.1%
% of Patients satisfied with the dentistry they have received	9	10	90.0%	91.8%	91.6%	91.5%
% of Patients satisfied with the time they had to wait for an appointment	8	10	80.0%	88.2%	88.3%	87.9%

\* This is based on patients treated on this contract for their most recent course of treatment. Figures in italics indicate the base number of FP17s or Patient Questionnaire responses are less than 100. N/A is shown where the base number of responses is less than 10 during the period. % is calculated as Quantity/Base number\*100



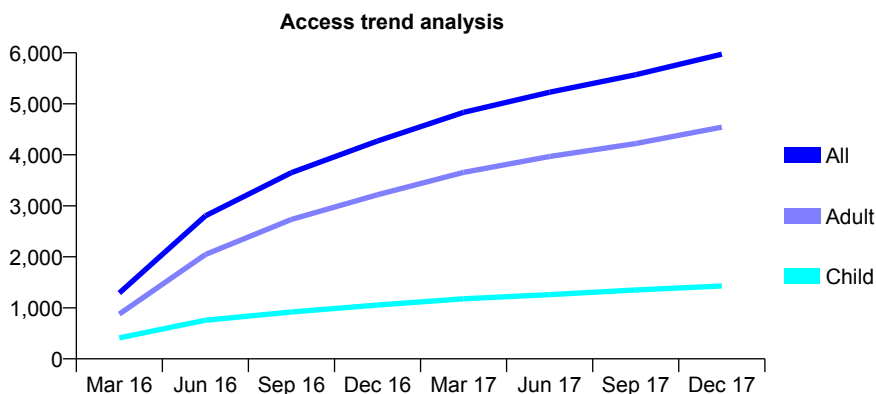
## Q46 - Vital Signs At a Glance Contract Report for 173673/0001 - December 2017

Name or company name	Dr Ambareen Tejani-Sharif
Contract type name	GDS Contract
Purpose of contract	General
Contract start date	01/02/2016
Contract end date	

17/18 Contracted general activity (UDA)	18,526
Carry forward general activity (UDA)	-89
17/18 Contracted orthodontic activity (UOA)	0
Carry forward orthodontic activity (UOA)	0
Baseline contract value	£530,388.92

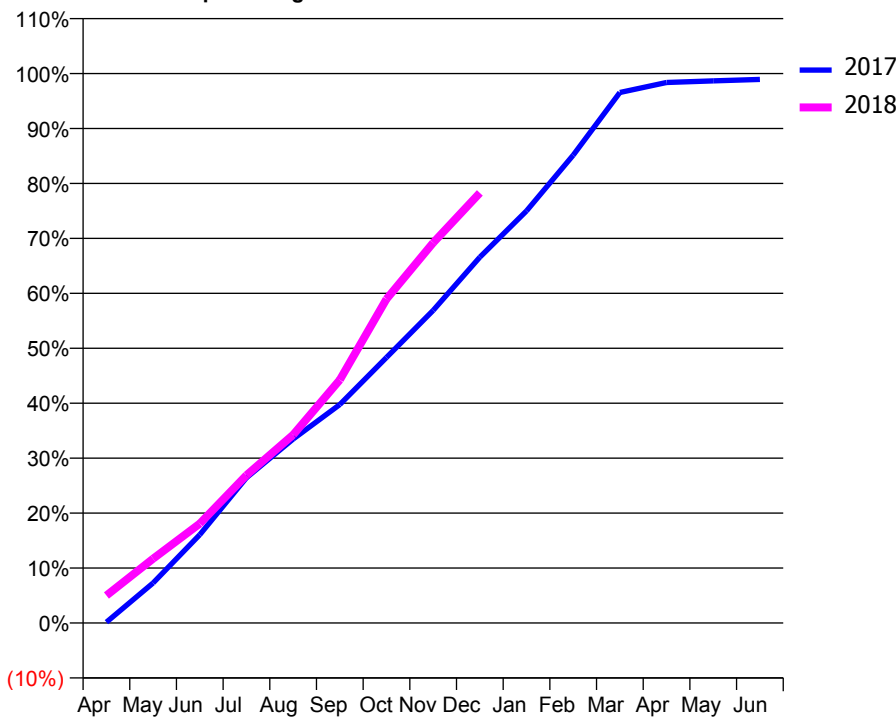
### ACCESS\*

Patients seen in 24 months	Total	Change since previous quarter
Quarter ending December 2016	4,271	
Quarter ending March 2017	4,833	↑
Quarter ending June 2017	5,227	↑
Quarter ending September 2017	5,571	↑
Quarter ending December 2017	5,972	↑
<b>Variance since December 2016</b>	<b>39.8%</b>	<b>↑</b>



### ACTIVITY

Cumulative percentage of contracted UDA delivered 2017 & 2018



Month	Adjusted Scheduled Activity (UDA)	
	2017	2018
April	29	928
May	1,349	2,168
June	2,980	3,351
July	4,897	4,984
August	6,203	6,346
September	7,365	8,198
October	8,951	10,923
November	10,542	12,818
December	12,333	14,501
January	13,893	
February	15,771	
March	17,886	
April	18,224	
May	18,279	
June	18,327	

### QUALITY

	Quantity	Base Number	Contract	AT	Region	England
% of FP17s for the same patient ID Re-attending within 3 months - Children	140	1,483	9.4%	12.4%	12.9%	12.0%
% of FP17s for the same patient ID Re-attending within 3 months - Adults	576	4,521	12.7%	16.8%	16.5%	15.9%
% of FP17s for the same patient ID Re-attending between 3 & 9 months - Children	675	1,483	45.5%	57.3%	59.6%	58.0%
% of FP17s for the same patient ID Re-attending between 3 & 9 months - Adults	2,174	4,521	48.1%	50.6%	52.8%	50.5%
% of FP17s for Band 1 Urgent Courses	502	5,789	8.7%	10.2%	9.1%	9.0%
% of FP17s Relating to Free Repair or Replacements	83	5,789	1.4%	0.9%	1.0%	0.8%
% of FP17s Relating to Continuations	112	5,789	1.9%	1.0%	1.2%	1.1%
% of Patients satisfied with the dentistry they have received	5	6	N/A	91.8%	91.6%	91.5%
% of Patients satisfied with the time they had to wait for an appointment	6	6	N/A	88.2%	88.3%	87.9%

\* This is based on patients treated on this contract for their most recent course of treatment. Figures in italics indicate the base number of FP17s or Patient Questionnaire responses are less than 100. N/A is shown where the base number of responses is less than 10 during the period. % is calculated as Quantity/Base number\*100

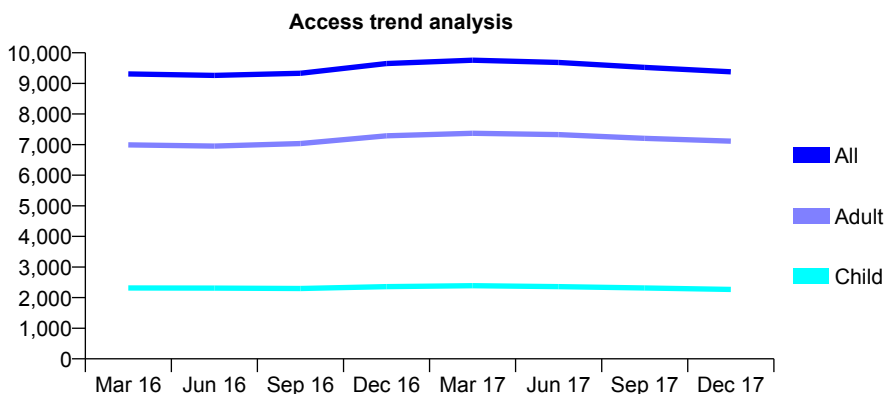
## Q46 - Vital Signs At a Glance Contract Report for 173746/0001 - December 2017

Name or company name	Westhoughton (No1) Ltd
Contract type name	GDS Contract
Purpose of contract	General
Contract start date	01/11/2007
Contract end date	

17/18 Contracted general activity (UDA)	29,940
Carry forward general activity (UDA)	0
17/18 Contracted orthodontic activity (UOA)	0
Carry forward orthodontic activity (UOA)	0
Baseline contract value	£897,082.01

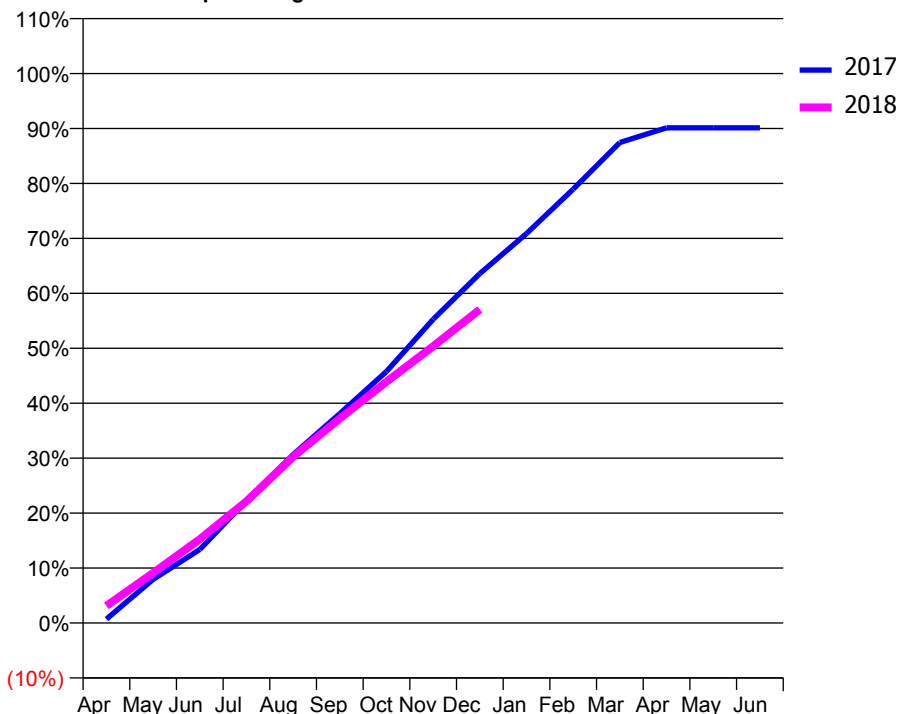
### ACCESS\*

Patients seen in 24 months	Total	Change since previous quarter
Quarter ending December 2016	9,648	
Quarter ending March 2017	9,759	→
Quarter ending June 2017	9,685	→
Quarter ending September 2017	9,522	↓
Quarter ending December 2017	9,380	↓
<b>Variance since December 2016</b>	<b>(2.8%)</b>	<b>↓</b>



### ACTIVITY

Cumulative percentage of contracted UDA delivered 2017 & 2018



Month	Adjusted Scheduled Activity (UDA)	
	2017	2018
April	211	935
May	2,380	2,727
June	4,007	4,567
July	6,665	6,633
August	9,183	9,054
September	11,409	11,145
October	13,705	13,147
November	16,546	15,083
December	19,042	17,088
January	21,220	
February	23,635	
March	26,183	
April	26,980	
May	26,980	
June	26,979	

### QUALITY

	Quantity	Base Number	Contract	AT	Region	England
% of FP17s for the same patient ID Re-attending within 3 months - Children	214	2,419	8.8%	12.4%	12.9%	12.0%
% of FP17s for the same patient ID Re-attending within 3 months - Adults	1,146	7,247	15.8%	16.8%	16.5%	15.9%
% of FP17s for the same patient ID Re-attending between 3 & 9 months - Children	1,426	2,419	58.9%	57.3%	59.6%	58.0%
% of FP17s for the same patient ID Re-attending between 3 & 9 months - Adults	3,913	7,247	54.0%	50.6%	52.8%	50.5%
% of FP17s for Band 1 Urgent Courses	921	9,272	9.9%	10.2%	9.1%	9.0%
% of FP17s Relating to Free Repair or Replacements	117	9,272	1.3%	0.9%	1.0%	0.8%
% of FP17s Relating to Continuations	165	9,272	1.8%	1.0%	1.2%	1.1%
% of Patients satisfied with the dentistry they have received	10	11	90.9%	91.8%	91.6%	91.5%
% of Patients satisfied with the time they had to wait for an appointment	11	11	100.0%	88.2%	88.3%	87.9%

\* This is based on patients treated on this contract for their most recent course of treatment. Figures in italics indicate the base number of FP17s or Patient Questionnaire responses are less than 100. N/A is shown where the base number of responses is less than 10 during the period. % is calculated as Quantity/Base number\*100

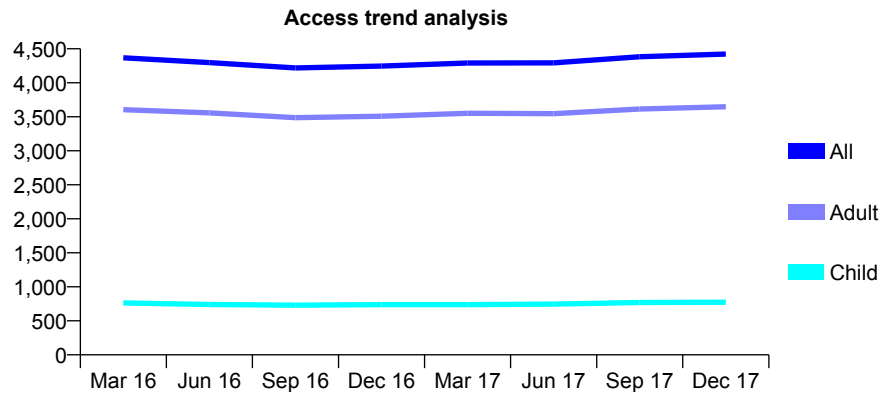
## Q46 - Vital Signs At a Glance Contract Report for 177237/0002 - December 2017

Name or company name	Simon Taylor Dental Practice Ltd
Contract type name	GDS Contract
Purpose of contract	General
Contract start date	01/04/2012
Contract end date	

17/18 Contracted general activity (UDA)	13,950
Carry forward general activity (UDA)	2,534
17/18 Contracted orthodontic activity (UOA)	0
Carry forward orthodontic activity (UOA)	0
Baseline contract value	£426,763.44

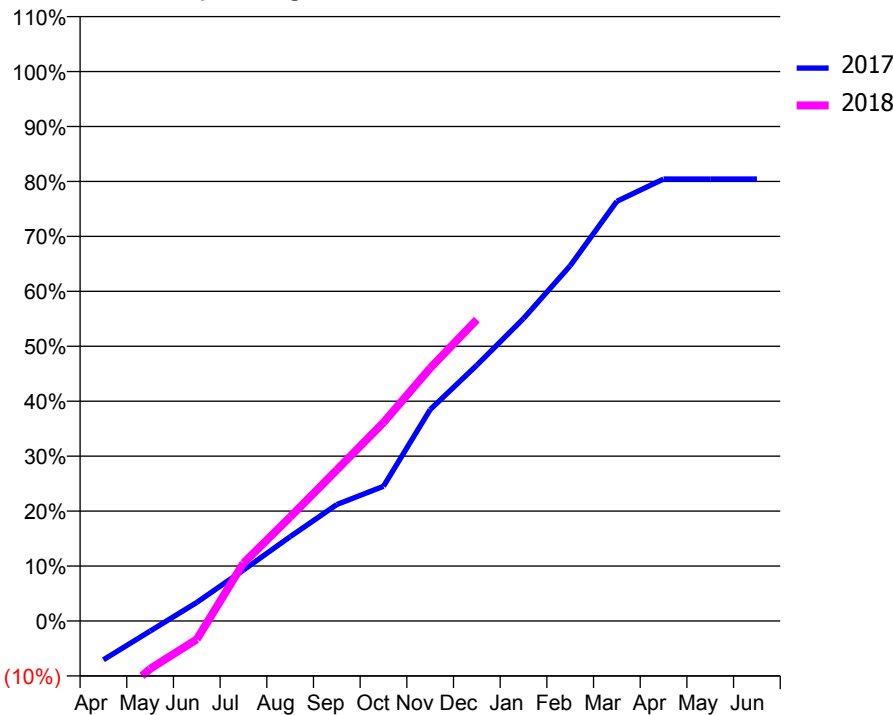
### ACCESS\*

Patients seen in 24 months	Total	Change since previous quarter
Quarter ending December 2016	4,247	
Quarter ending March 2017	4,291	→
Quarter ending June 2017	4,294	→
Quarter ending September 2017	4,384	↑
Quarter ending December 2017	4,423	→
<b>Variance since December 2016</b>	<b>4.1%</b>	<b>↑</b>



### ACTIVITY

Cumulative percentage of contracted UDA delivered 2017 & 2018



Month	Adjusted Scheduled Activity (UDA)	
	2017	2018
April	-988	-2,248
May	-260	-1,215
June	472	-468
July	1,296	1,471
August	2,140	2,640
September	2,956	3,838
October	3,420	5,039
November	5,366	6,422
December	6,495	7,653
January	7,680	
February	9,021	
March	10,654	
April	11,219	
May	11,220	
June	11,220	

### QUALITY

	Quantity	Base Number	Contract	AT	Region	England
% of FP17s for the same patient ID Re-attending within 3 months - Children	76	871	8.7%	12.4%	12.9%	12.0%
% of FP17s for the same patient ID Re-attending within 3 months - Adults	718	3,913	18.3%	16.8%	16.5%	15.9%
% of FP17s for the same patient ID Re-attending between 3 & 9 months - Children	480	871	55.1%	57.3%	59.6%	58.0%
% of FP17s for the same patient ID Re-attending between 3 & 9 months - Adults	1,881	3,913	48.1%	50.6%	52.8%	50.5%
% of FP17s for Band 1 Urgent Courses	434	4,243	10.2%	10.2%	9.1%	9.0%
% of FP17s Relating to Free Repair or Replacements	80	4,243	1.9%	0.9%	1.0%	0.8%
% of FP17s Relating to Continuations	93	4,243	2.2%	1.0%	1.2%	1.1%
% of Patients satisfied with the dentistry they have received	6	6	N/A	91.8%	91.6%	91.5%
% of Patients satisfied with the time they had to wait for an appointment	4	6	N/A	88.2%	88.3%	87.9%

\* This is based on patients treated on this contract for their most recent course of treatment. Figures in italics indicate the base number of FP17s or Patient Questionnaire responses are less than 100. N/A is shown where the base number of responses is less than 10 during the period. % is calculated as Quantity/Base number\*100

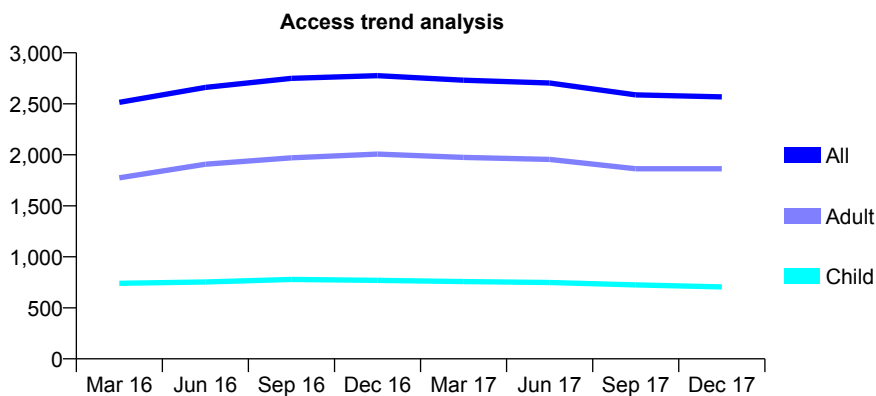
## Q46 - Vital Signs At a Glance Contract Report for 178489/0001 - December 2017

Name or company name	Synergy Dental Clinic Swan Lane Ltd
Contract type name	GDS Contract
Purpose of contract	General
Contract start date	01/02/2015
Contract end date	

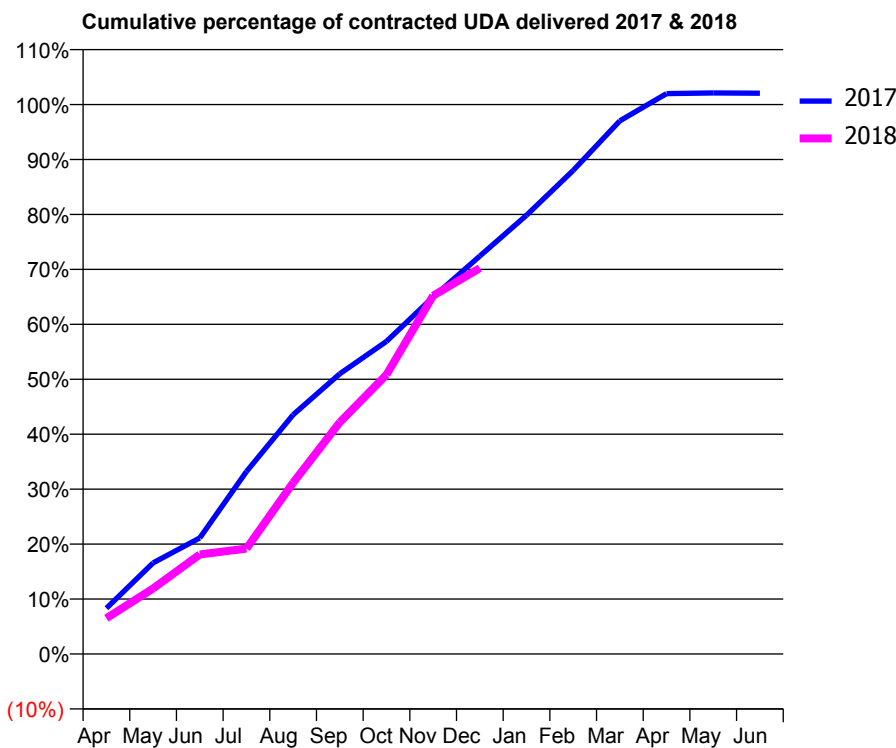
17/18 Contracted general activity (UDA)	6,940
Carry forward general activity (UDA)	-139
17/18 Contracted orthodontic activity (UOA)	0
Carry forward orthodontic activity (UOA)	0
Baseline contract value	£188,095.66

### ACCESS\*

Patients seen in 24 months	Total	Change since previous quarter
Quarter ending December 2016	2,776	
Quarter ending March 2017	2,731	↓
Quarter ending June 2017	2,704	→
Quarter ending September 2017	2,588	↓
Quarter ending December 2017	2,568	→
<b>Variance since December 2016</b>	<b>(7.5%)</b>	<b>↓</b>



### ACTIVITY



Month	Adjusted Scheduled Activity (UDA)	
	2017	2018
April	620	453
May	1,233	827
June	1,571	1,257
July	2,469	1,332
August	3,239	2,164
September	3,793	2,926
October	4,232	3,527
November	4,833	4,526
December	5,385	4,873
January	5,938	
February	6,545	
March	7,216	
April	7,584	
May	7,593	
June	7,590	

### QUALITY

	Quantity	Base Number	Contract	AT	Region	England
% of FP17s for the same patient ID Re-attending within 3 months - Children	76	762	10.0%	12.4%	12.9%	12.0%
% of FP17s for the same patient ID Re-attending within 3 months - Adults	184	1,693	10.9%	16.8%	16.5%	15.9%
% of FP17s for the same patient ID Re-attending between 3 & 9 months - Children	372	762	48.8%	57.3%	59.6%	58.0%
% of FP17s for the same patient ID Re-attending between 3 & 9 months - Adults	736	1,693	43.5%	50.6%	52.8%	50.5%
% of FP17s for Band 1 Urgent Courses	198	2,321	8.5%	10.2%	9.1%	9.0%
% of FP17s Relating to Free Repair or Replacements	11	2,321	0.5%	0.9%	1.0%	0.8%
% of FP17s Relating to Continuations	8	2,321	0.3%	1.0%	1.2%	1.1%
% of Patients satisfied with the dentistry they have received	2	2	N/A	91.8%	91.6%	91.5%
% of Patients satisfied with the time they had to wait for an appointment	2	2	N/A	88.2%	88.3%	87.9%

\* This is based on patients treated on this contract for their most recent course of treatment. Figures in italics indicate the base number of FP17s or Patient Questionnaire responses are less than 100. N/A is shown where the base number of responses is less than 10 during the period. % is calculated as Quantity/Base number\*100

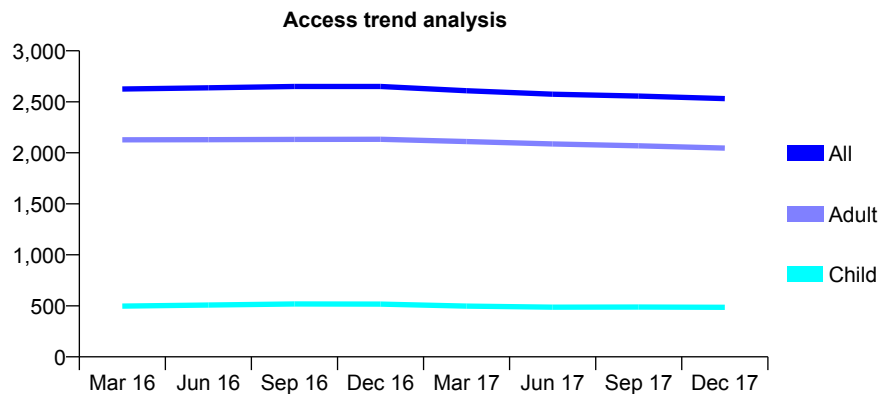
## Q46 - Vital Signs At a Glance Contract Report for 179663/0001 - December 2017

Name or company name	757 Blackburn Road Dental Practice
Contract type name	GDS Contract
Purpose of contract	General
Contract start date	01/04/2012
Contract end date	

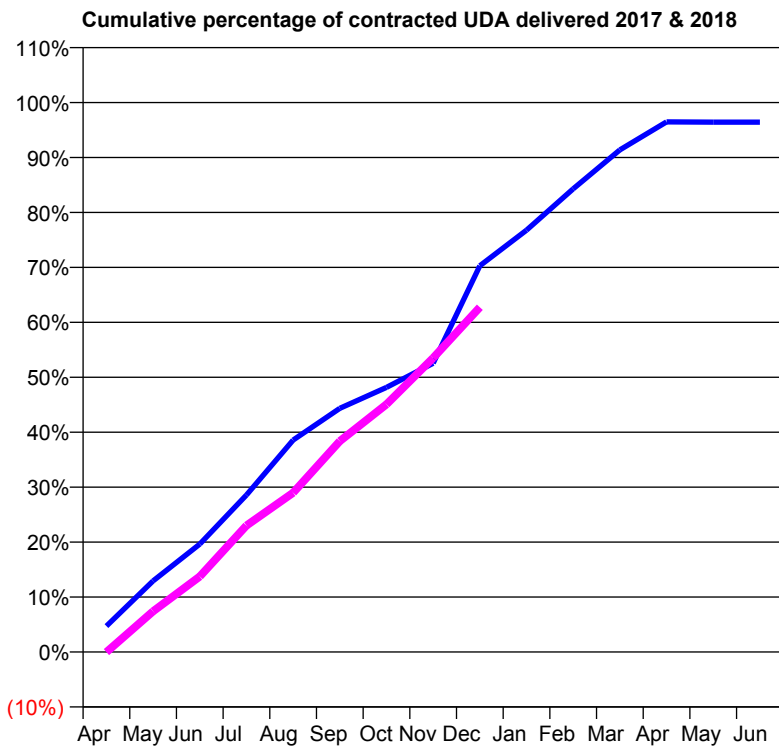
17/18 Contracted general activity (UDA)	8,505
Carry forward general activity (UDA)	304
17/18 Contracted orthodontic activity (UOA)	0
Carry forward orthodontic activity (UOA)	0
Baseline contract value	£215,066.70

### ACCESS\*

Patients seen in 24 months	Total	Change since previous quarter
Quarter ending December 2016	2,650	
Quarter ending March 2017	2,608	↓
Quarter ending June 2017	2,574	↓
Quarter ending September 2017	2,556	→
Quarter ending December 2017	2,532	→
<b>Variance since December 2016</b>	<b>(4.5%)</b>	<b>↓</b>



### ACTIVITY



Month	Adjusted Scheduled Activity (UDA)	
	2017	2018
April	402	-3
May	1,101	631
June	1,671	1,168
July	2,431	1,958
August	3,281	2,465
September	3,772	3,265
October	4,096	3,834
November	4,470	4,553
December	5,979	5,337
January	6,530	
February	7,168	
March	7,773	
April	8,204	
May	8,201	
June	8,201	

### QUALITY

	Quantity	Base Number	Contract	AT	Region	England
% of FP17s for the same patient ID Re-attending within 3 months - Children	33	590	5.6%	12.4%	12.9%	12.0%
% of FP17s for the same patient ID Re-attending within 3 months - Adults	352	2,360	14.9%	16.8%	16.5%	15.9%
% of FP17s for the same patient ID Re-attending between 3 & 9 months - Children	404	590	68.5%	57.3%	59.6%	58.0%
% of FP17s for the same patient ID Re-attending between 3 & 9 months - Adults	1,411	2,360	59.8%	50.6%	52.8%	50.5%
% of FP17s for Band 1 Urgent Courses	210	2,807	7.5%	10.2%	9.1%	9.0%
% of FP17s Relating to Free Repair or Replacements	24	2,807	0.9%	0.9%	1.0%	0.8%
% of FP17s Relating to Continuations	22	2,807	0.8%	1.0%	1.2%	1.1%
% of Patients satisfied with the dentistry they have received	3	4	N/A	91.8%	91.6%	91.5%
% of Patients satisfied with the time they had to wait for an appointment	2	4	N/A	88.2%	88.3%	87.9%

\* This is based on patients treated on this contract for their most recent course of treatment. Figures in italics indicate the base number of FP17s or Patient Questionnaire responses are less than 100. N/A is shown where the base number of responses is less than 10 during the period. % is calculated as Quantity/Base number\*100

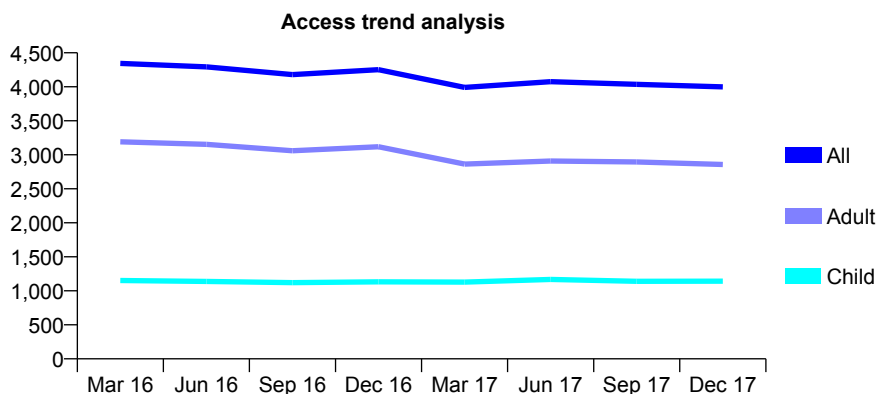
## Q46 - Vital Signs At a Glance Contract Report for 179701/0001 - December 2017

Name or company name	Pearldent Dental Practice
Contract type name	GDS Contract
Purpose of contract	General
Contract start date	01/10/2009
Contract end date	

17/18 Contracted general activity (UDA)	9,900
Carry forward general activity (UDA)	-118
17/18 Contracted orthodontic activity (UOA)	0
Carry forward orthodontic activity (UOA)	0
Baseline contract value	£351,315.83

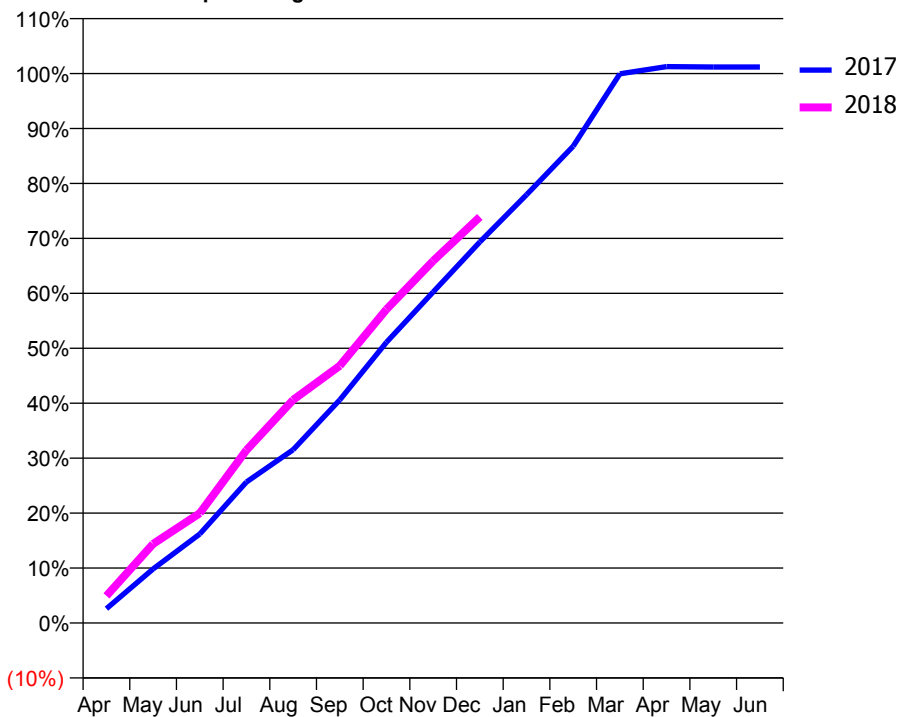
### ACCESS\*

Patients seen in 24 months	Total	Change since previous quarter
Quarter ending December 2016	4,252	
Quarter ending March 2017	3,992	↓
Quarter ending June 2017	4,076	↑
Quarter ending September 2017	4,036	→
Quarter ending December 2017	3,999	→
<b>Variance since December 2016</b>	<b>(6.0%)</b>	<b>↓</b>



### ACTIVITY

Cumulative percentage of contracted UDA delivered 2017 & 2018



Month	Adjusted Scheduled Activity (UDA)	
	2017	2018
April	257	488
May	974	1,426
June	1,604	1,977
July	2,540	3,115
August	3,123	4,021
September	4,020	4,636
October	5,058	5,652
November	5,965	6,523
December	6,864	7,317
January	7,715	
February	8,591	
March	9,893	
April	10,025	
May	10,018	
June	10,018	

### QUALITY

	Quantity	Base Number	Contract	AT	Region	England
% of FP17s for the same patient ID Re-attending within 3 months - Children	111	1,511	7.3%	12.4%	12.9%	12.0%
% of FP17s for the same patient ID Re-attending within 3 months - Adults	383	3,376	11.3%	16.8%	16.5%	15.9%
% of FP17s for the same patient ID Re-attending between 3 & 9 months - Children	1,205	1,511	79.7%	57.3%	59.6%	58.0%
% of FP17s for the same patient ID Re-attending between 3 & 9 months - Adults	2,476	3,376	73.3%	50.6%	52.8%	50.5%
% of FP17s for Band 1 Urgent Courses	219	4,498	4.9%	10.2%	9.1%	9.0%
% of FP17s Relating to Free Repair or Replacements	18	4,498	0.4%	0.9%	1.0%	0.8%
% of FP17s Relating to Continuations	12	4,498	0.3%	1.0%	1.2%	1.1%
% of Patients satisfied with the dentistry they have received	3	3	N/A	91.8%	91.6%	91.5%
% of Patients satisfied with the time they had to wait for an appointment	3	3	N/A	88.2%	88.3%	87.9%

\* This is based on patients treated on this contract for their most recent course of treatment. Figures in italics indicate the base number of FP17s or Patient Questionnaire responses are less than 100. N/A is shown where the base number of responses is less than 10 during the period. % is calculated as Quantity/Base number\*100

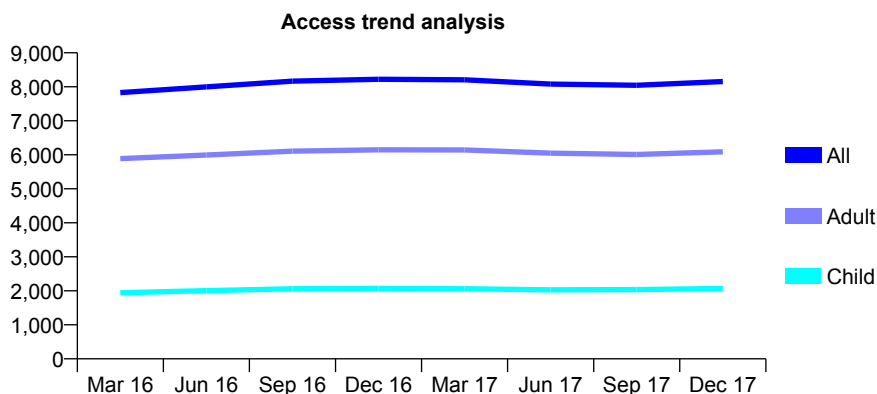
## Q46 - Vital Signs At a Glance Contract Report for 179728/0001 - December 2017

Name or company name	Hadfield Dental Care Ltd
Contract type name	GDS Contract
Purpose of contract	General
Contract start date	01/12/2007
Contract end date	

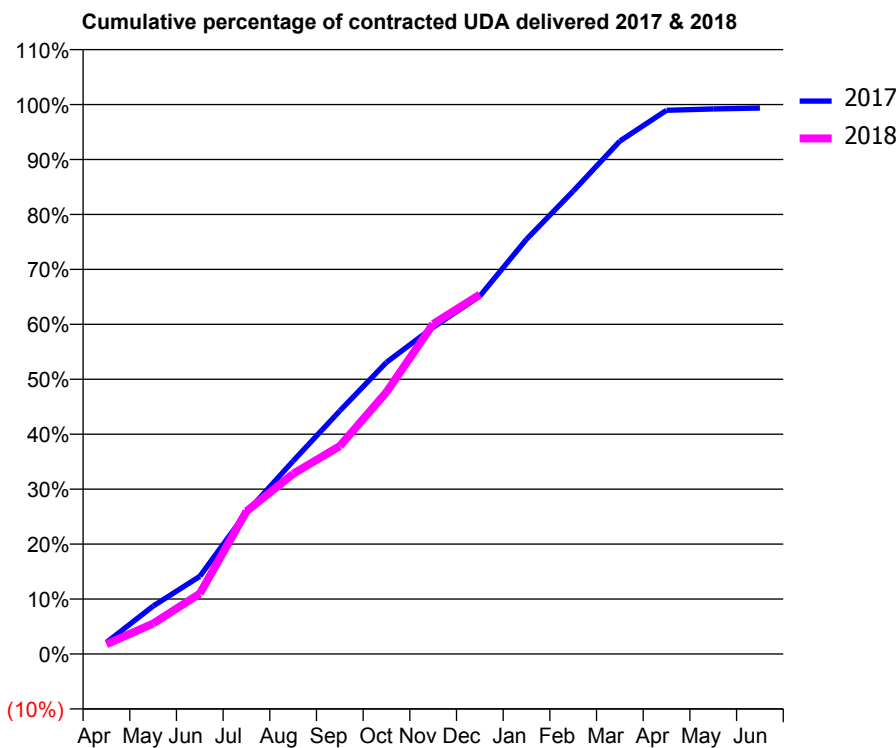
17/18 Contracted general activity (UDA)	24,325
Carry forward general activity (UDA)	18
17/18 Contracted orthodontic activity (UOA)	0
Carry forward orthodontic activity (UOA)	0
Baseline contract value	£811,018.77

### ACCESS\*

Patients seen in 24 months	Total	Change since previous quarter
Quarter ending December 2016	8,220	
Quarter ending March 2017	8,205	→
Quarter ending June 2017	8,080	↓
Quarter ending September 2017	8,047	→
Quarter ending December 2017	8,155	→
<b>Variance since December 2016</b>	<b>(0.8%)</b>	<b>→</b>



### ACTIVITY



Month	Adjusted Scheduled Activity (UDA)	
	2017	2018
April	513	436
May	2,125	1,347
June	3,439	2,670
July	6,264	6,316
August	8,544	7,980
September	10,764	9,203
October	12,912	11,596
November	14,463	14,610
December	15,845	15,912
January	18,363	
February	20,494	
March	22,707	
April	24,069	
May	24,130	
June	24,172	

### QUALITY

	Quantity	Base Number	Contract	AT	Region	England
% of FP17s for the same patient ID Re-attending within 3 months - Children	283	2,722	10.4%	12.4%	12.9%	12.0%
% of FP17s for the same patient ID Re-attending within 3 months - Adults	1,325	7,821	16.9%	16.8%	16.5%	15.9%
% of FP17s for the same patient ID Re-attending between 3 & 9 months - Children	1,903	2,722	69.9%	57.3%	59.6%	58.0%
% of FP17s for the same patient ID Re-attending between 3 & 9 months - Adults	5,042	7,821	64.5%	50.6%	52.8%	50.5%
% of FP17s for Band 1 Urgent Courses	997	9,660	10.3%	10.2%	9.1%	9.0%
% of FP17s Relating to Free Repair or Replacements	196	9,660	2.0%	0.9%	1.0%	0.8%
% of FP17s Relating to Continuations	30	9,660	0.3%	1.0%	1.2%	1.1%
% of Patients satisfied with the dentistry they have received	3	3	N/A	91.8%	91.6%	91.5%
% of Patients satisfied with the time they had to wait for an appointment	1	3	N/A	88.2%	88.3%	87.9%

\* This is based on patients treated on this contract for their most recent course of treatment. Figures in italics indicate the base number of FP17s or Patient Questionnaire responses are less than 100. N/A is shown where the base number of responses is less than 10 during the period. % is calculated as Quantity/Base number\*100

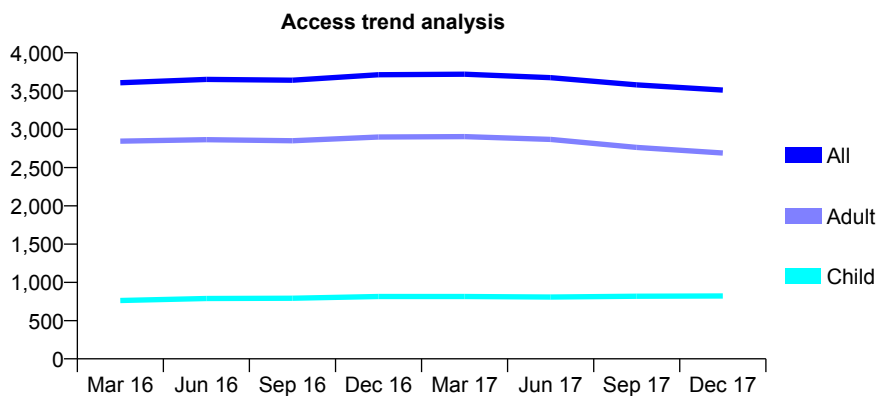
## Q46 - Vital Signs At a Glance Contract Report for 180181/0001 - December 2017

Name or company name	New Cross Dental Care
Contract type name	GDS Contract
Purpose of contract	General
Contract start date	01/04/2010
Contract end date	

17/18 Contracted general activity (UDA)	10,669
Carry forward general activity (UDA)	109
17/18 Contracted orthodontic activity (UOA)	0
Carry forward orthodontic activity (UOA)	0
Baseline contract value	£303,211.25

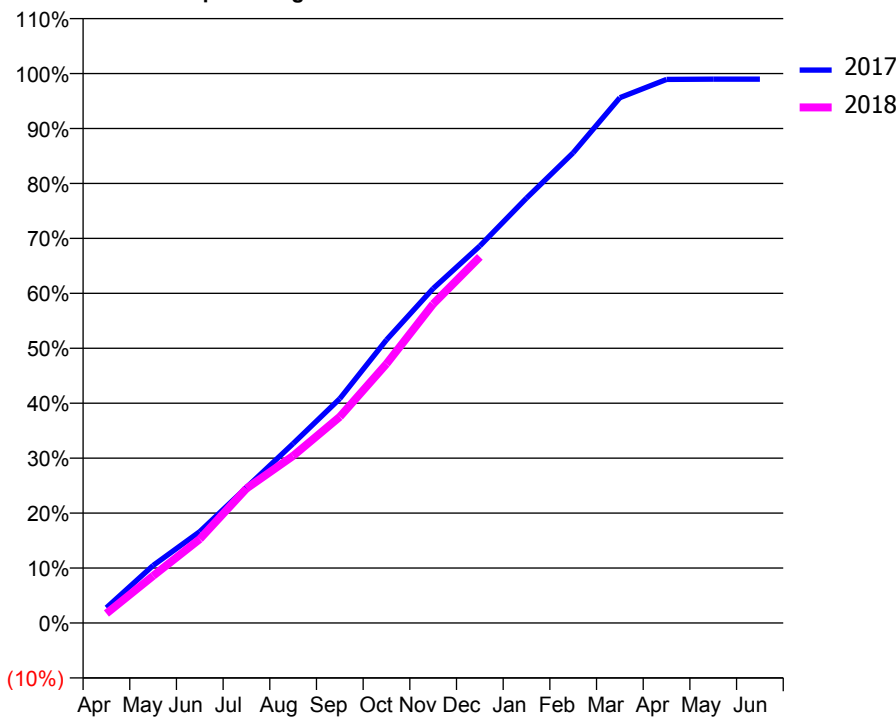
### ACCESS\*

Patients seen in 24 months	Total	Change since previous quarter
Quarter ending December 2016	3,713	
Quarter ending March 2017	3,720	→
Quarter ending June 2017	3,675	↓
Quarter ending September 2017	3,581	↓
Quarter ending December 2017	3,512	↓
<b>Variance since December 2016</b>	<b>(5.4%)</b>	<b>↓</b>



### ACTIVITY

Cumulative percentage of contracted UDA delivered 2017 & 2018



Adjusted Scheduled Activity (UDA)

Month	2017	2018
April	295	186
May	1,117	915
June	1,775	1,629
July	2,631	2,611
August	3,484	3,246
September	4,356	4,003
October	5,498	5,031
November	6,494	6,195
December	7,321	7,108
January	8,251	
February	9,131	
March	10,200	
April	10,555	
May	10,560	
June	10,560	

### QUALITY

	Quantity	Base Number	Contract	AT	Region	England
% of FP17s for the same patient ID Re-attending within 3 months - Children	31	806	3.8%	12.4%	12.9%	12.0%
% of FP17s for the same patient ID Re-attending within 3 months - Adults	201	2,269	8.9%	16.8%	16.5%	15.9%
% of FP17s for the same patient ID Re-attending between 3 & 9 months - Children	464	806	57.6%	57.3%	59.6%	58.0%
% of FP17s for the same patient ID Re-attending between 3 & 9 months - Adults	1,165	2,269	51.3%	50.6%	52.8%	50.5%
% of FP17s for Band 1 Urgent Courses	92	2,894	3.2%	10.2%	9.1%	9.0%
% of FP17s Relating to Free Repair or Replacements	30	2,894	1.0%	0.9%	1.0%	0.8%
% of FP17s Relating to Continuations	4	2,894	0.1%	1.0%	1.2%	1.1%
% of Patients satisfied with the dentistry they have received	3	4	N/A	91.8%	91.6%	91.5%
% of Patients satisfied with the time they had to wait for an appointment	3	4	N/A	88.2%	88.3%	87.9%

\* This is based on patients treated on this contract for their most recent course of treatment. Figures in italics indicate the base number of FP17s or Patient Questionnaire responses are less than 100. N/A is shown where the base number of responses is less than 10 during the period. % is calculated as Quantity/Base number\*100



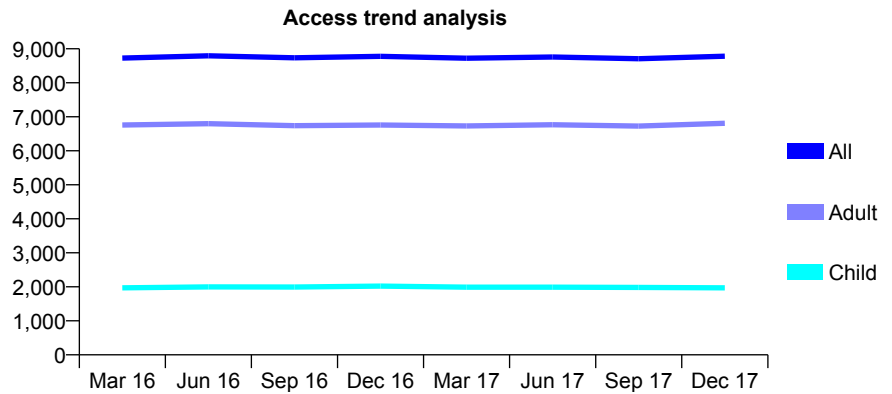
## Q46 - Vital Signs At a Glance Contract Report for 180696/0001 - December 2017

Name or company name	Hyde Dental Practice
Contract type name	GDS Contract
Purpose of contract	General
Contract start date	01/04/2008
Contract end date	

17/18 Contracted general activity (UDA)	26,195
Carry forward general activity (UDA)	-508
17/18 Contracted orthodontic activity (UOA)	0
Carry forward orthodontic activity (UOA)	0
Baseline contract value	£861,436.87

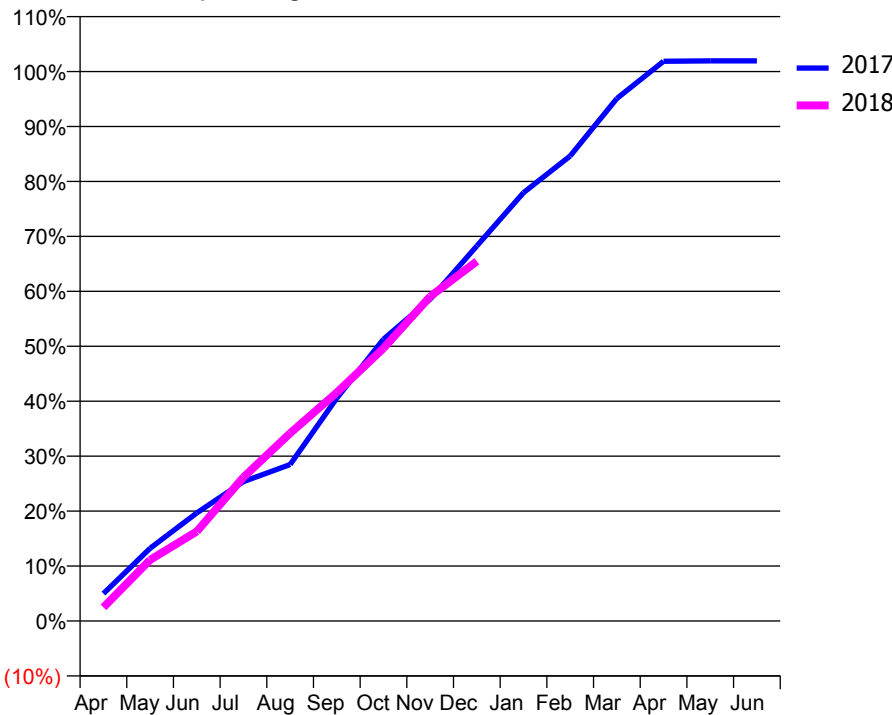
### ACCESS\*

Patients seen in 24 months	Total	Change since previous quarter
Quarter ending December 2016	8,779	
Quarter ending March 2017	8,724	→
Quarter ending June 2017	8,760	→
Quarter ending September 2017	8,708	→
Quarter ending December 2017	8,782	→
<b>Variance since December 2016</b>	<b>0.0%</b>	<b>→</b>



### ACTIVITY

Cumulative percentage of contracted UDA delivered 2017 & 2018



Month	Adjusted Scheduled Activity (UDA)	
	2017	2018
April	1,305	653
May	3,469	2,914
June	5,149	4,271
July	6,643	6,857
August	7,462	8,952
September	10,625	10,891
October	13,432	13,003
November	15,344	15,468
December	17,878	17,148
January	20,419	
February	22,167	
March	24,911	
April	26,680	
May	26,699	
June	26,699	

### QUALITY

	Quantity	Base Number	Contract	AT	Region	England
% of FP17s for the same patient ID Re-attending within 3 months - Children	121	1,946	6.2%	12.4%	12.9%	12.0%
% of FP17s for the same patient ID Re-attending within 3 months - Adults	1,298	7,747	16.8%	16.8%	16.5%	15.9%
% of FP17s for the same patient ID Re-attending between 3 & 9 months - Children	1,140	1,946	58.6%	57.3%	59.6%	58.0%
% of FP17s for the same patient ID Re-attending between 3 & 9 months - Adults	4,572	7,747	59.0%	50.6%	52.8%	50.5%
% of FP17s for Band 1 Urgent Courses	1,177	8,821	13.3%	10.2%	9.1%	9.0%
% of FP17s Relating to Free Repair or Replacements	77	8,821	0.9%	0.9%	1.0%	0.8%
% of FP17s Relating to Continuations	67	8,821	0.8%	1.0%	1.2%	1.1%
% of Patients satisfied with the dentistry they have received	5	7	N/A	91.8%	91.6%	91.5%
% of Patients satisfied with the time they had to wait for an appointment	6	7	N/A	88.2%	88.3%	87.9%

\* This is based on patients treated on this contract for their most recent course of treatment. Figures in italics indicate the base number of FP17s or Patient Questionnaire responses are less than 100. N/A is shown where the base number of responses is less than 10 during the period. % is calculated as Quantity/Base number\*100

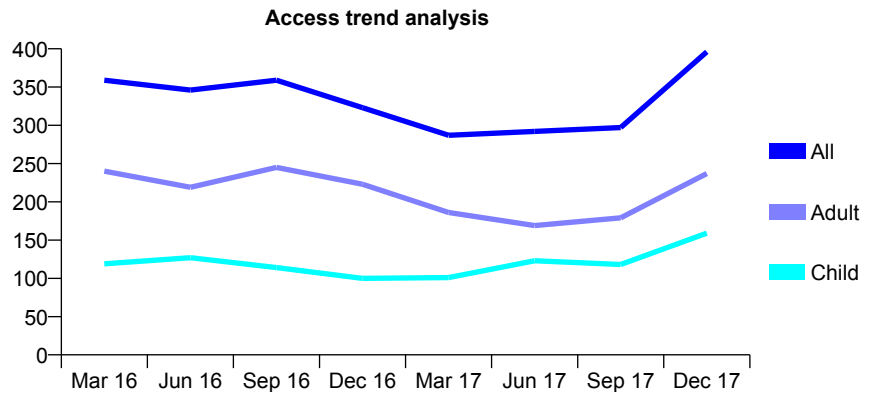
## Q46 - Vital Signs At a Glance Contract Report for 180696/0002 - December 2017

Name or company name	Hyde Dental Practice
Contract type name	GDS Contract
Purpose of contract	General
Contract start date	01/10/2008
Contract end date	

17/18 Contracted general activity (UDA)	1,500
Carry forward general activity (UDA)	-21
17/18 Contracted orthodontic activity (UOA)	0
Carry forward orthodontic activity (UOA)	0
Baseline contract value	£50,088.73

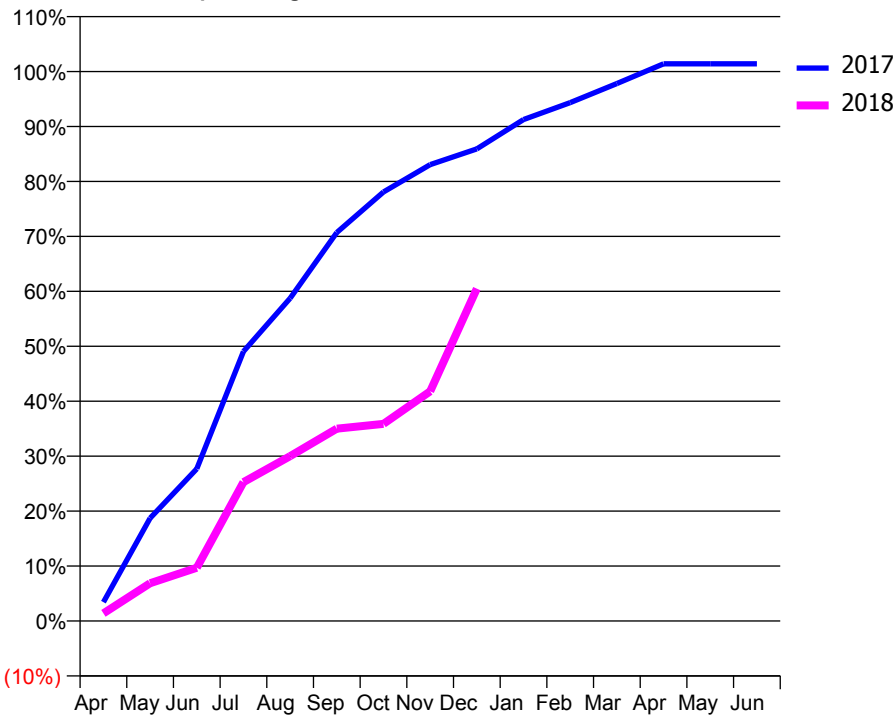
### ACCESS\*

Patients seen in 24 months	Total	Change since previous quarter
Quarter ending December 2016	323	
Quarter ending March 2017	287	↓
Quarter ending June 2017	292	→
Quarter ending September 2017	297	→
Quarter ending December 2017	396	↑
<b>Variance since December 2016</b>	<b>22.6%</b>	<b>↑</b>



### ACTIVITY

Cumulative percentage of contracted UDA delivered 2017 & 2018



Month	Adjusted Scheduled Activity (UDA)	
	2017	2018
April	51	21
May	281	103
June	416	145
July	736	379
August	881	450
September	1,061	525
October	1,171	538
November	1,246	627
December	1,289	907
January	1,369	
February	1,415	
March	1,467	
April	1,521	
May	1,521	
June	1,521	

### QUALITY

	Quantity	Base Number	Contract	AT	Region	England
% of FP17s for the same patient ID Re-attending within 3 months - Children	2	125	1.6%	12.4%	12.9%	12.0%
% of FP17s for the same patient ID Re-attending within 3 months - Adults	5	184	2.7%	16.8%	16.5%	15.9%
% of FP17s for the same patient ID Re-attending between 3 & 9 months - Children	0	125	0.0%	57.3%	59.6%	58.0%
% of FP17s for the same patient ID Re-attending between 3 & 9 months - Adults	3	184	1.6%	50.6%	52.8%	50.5%
% of FP17s for Band 1 Urgent Courses	26	296	8.8%	10.2%	9.1%	9.0%
% of FP17s Relating to Free Repair or Replacements	1	296	0.3%	0.9%	1.0%	0.8%
% of FP17s Relating to Continuations	1	296	0.3%	1.0%	1.2%	1.1%
% of Patients satisfied with the dentistry they have received	0	0	N/A	91.8%	91.6%	91.5%
% of Patients satisfied with the time they had to wait for an appointment	0	0	N/A	88.2%	88.3%	87.9%

\* This is based on patients treated on this contract for their most recent course of treatment. Figures in italics indicate the base number of FP17s or Patient Questionnaire responses are less than 100. N/A is shown where the base number of responses is less than 10 during the period. % is calculated as Quantity/Base number\*100

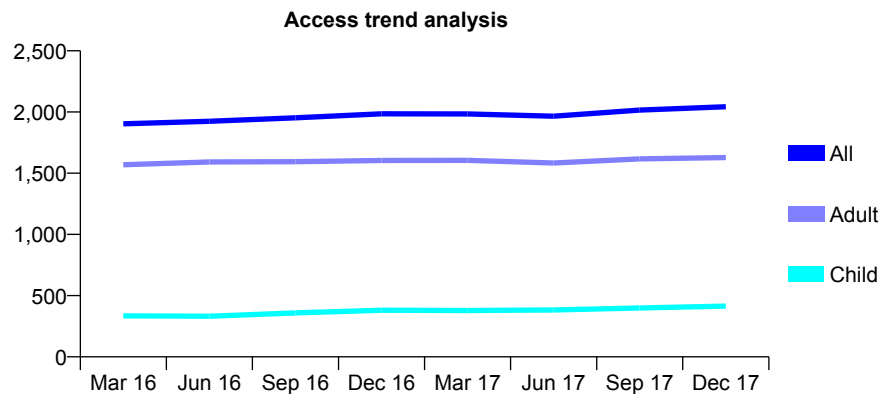
## Q46 - Vital Signs At a Glance Contract Report for 181560/0001 - December 2017

Name or company name	Mr N Patel
Contract type name	GDS Contract
Purpose of contract	General
Contract start date	01/04/2012
Contract end date	

17/18 Contracted general activity (UDA)	7,129
Carry forward general activity (UDA)	-111
17/18 Contracted orthodontic activity (UOA)	0
Carry forward orthodontic activity (UOA)	0
Baseline contract value	£229,527.24

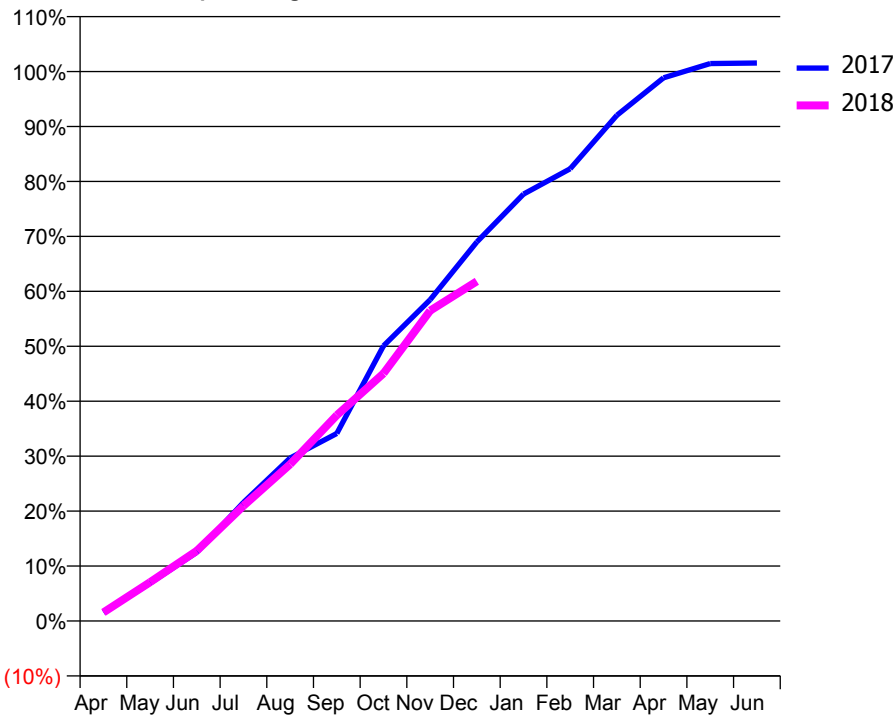
### ACCESS\*

Patients seen in 24 months	Total	Change since previous quarter
Quarter ending December 2016	1,985	
Quarter ending March 2017	1,984	→
Quarter ending June 2017	1,966	→
Quarter ending September 2017	2,016	↑
Quarter ending December 2017	2,043	→
<b>Variance since December 2016</b>	<b>2.9%</b>	<b>↑</b>



### ACTIVITY

Cumulative percentage of contracted UDA delivered 2017 & 2018



Month	Adjusted Scheduled Activity (UDA)	
	2017	2018
April	111	111
May	492	505
June	891	910
July	1,538	1,495
August	2,115	2,033
September	2,433	2,671
October	3,570	3,212
November	4,168	4,026
December	4,917	4,407
January	5,538	
February	5,868	
March	6,561	
April	7,047	
May	7,233	
June	7,240	

### QUALITY

	Quantity	Base Number	Contract	AT	Region	England
% of FP17s for the same patient ID Re-attending within 3 months - Children	25	440	5.7%	12.4%	12.9%	12.0%
% of FP17s for the same patient ID Re-attending within 3 months - Adults	162	1,637	9.9%	16.8%	16.5%	15.9%
% of FP17s for the same patient ID Re-attending between 3 & 9 months - Children	243	440	55.2%	57.3%	59.6%	58.0%
% of FP17s for the same patient ID Re-attending between 3 & 9 months - Adults	958	1,637	58.5%	50.6%	52.8%	50.5%
% of FP17s for Band 1 Urgent Courses	81	1,719	4.7%	10.2%	9.1%	9.0%
% of FP17s Relating to Free Repair or Replacements	21	1,719	1.2%	0.9%	1.0%	0.8%
% of FP17s Relating to Continuations	9	1,719	0.5%	1.0%	1.2%	1.1%
% of Patients satisfied with the dentistry they have received	1	3	N/A	91.8%	91.6%	91.5%
% of Patients satisfied with the time they had to wait for an appointment	3	3	N/A	88.2%	88.3%	87.9%

\* This is based on patients treated on this contract for their most recent course of treatment. Figures in italics indicate the base number of FP17s or Patient Questionnaire responses are less than 100. N/A is shown where the base number of responses is less than 10 during the period. % is calculated as Quantity/Base number\*100

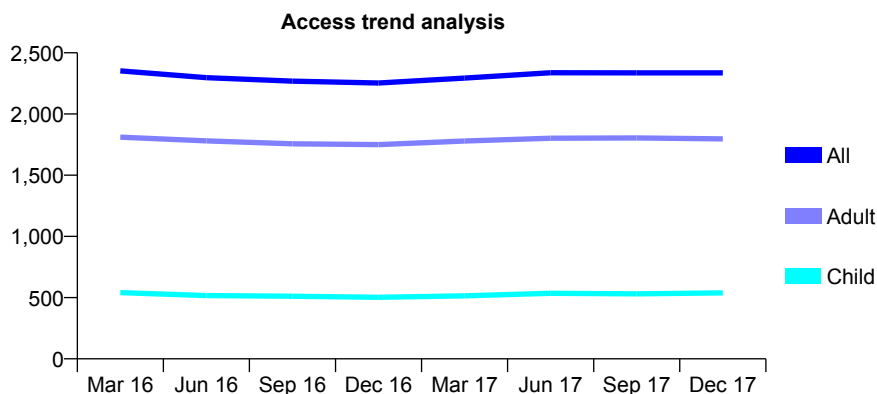
## Q46 - Vital Signs At a Glance Contract Report for 182737/0001 - December 2017

Name or company name	Mrs JL Lapidus
Contract type name	GDS Contract
Purpose of contract	General
Contract start date	22/08/2013
Contract end date	

17/18 Contracted general activity (UDA)	5,564
Carry forward general activity (UDA)	-93
17/18 Contracted orthodontic activity (UOA)	0
Carry forward orthodontic activity (UOA)	0
Baseline contract value	£150,873.81

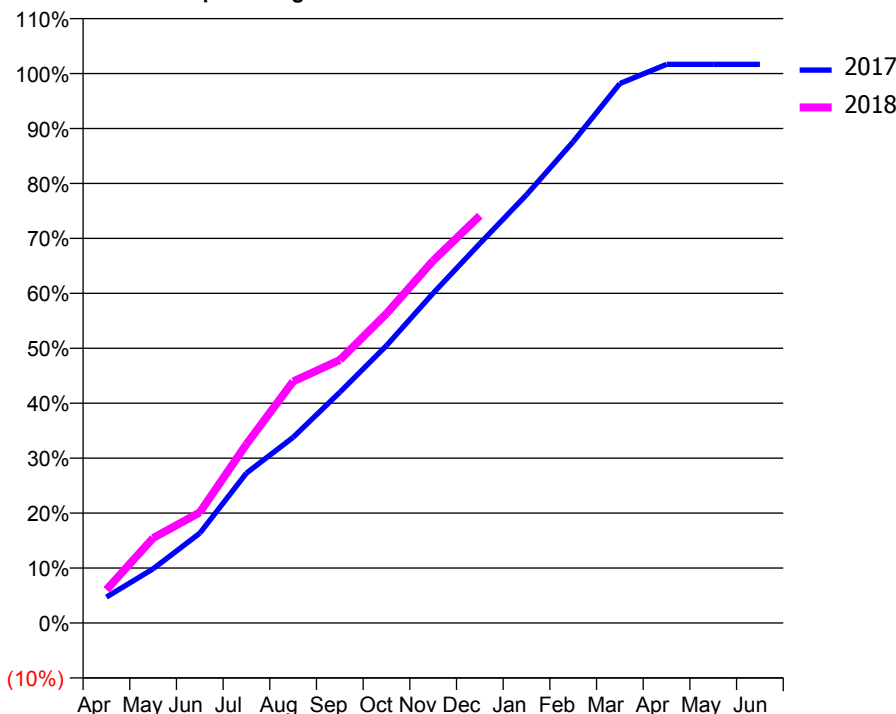
### ACCESS\*

Patients seen in 24 months	Total	Change since previous quarter
Quarter ending December 2016	2,253	
Quarter ending March 2017	2,294	→
Quarter ending June 2017	2,337	→
Quarter ending September 2017	2,336	→
Quarter ending December 2017	2,336	→
<b>Variance since December 2016</b>	<b>3.7%</b>	<b>↑</b>



### ACTIVITY

Cumulative percentage of contracted UDA delivered 2017 & 2018



Month	Adjusted Scheduled Activity (UDA)	
	2017	2018
April	262	337
May	549	861
June	910	1,120
July	1,519	1,812
August	1,880	2,446
September	2,337	2,664
October	2,809	3,133
November	3,339	3,669
December	3,842	4,124
January	4,336	
February	4,874	
March	5,462	
April	5,657	
May	5,657	
June	5,657	

### QUALITY

	Quantity	Base Number	Contract	AT	Region	England
% of FP17s for the same patient ID Re-attending within 3 months - Children	32	496	6.5%	12.4%	12.9%	12.0%
% of FP17s for the same patient ID Re-attending within 3 months - Adults	109	1,675	6.5%	16.8%	16.5%	15.9%
% of FP17s for the same patient ID Re-attending between 3 & 9 months - Children	224	496	45.2%	57.3%	59.6%	58.0%
% of FP17s for the same patient ID Re-attending between 3 & 9 months - Adults	989	1,675	59.0%	50.6%	52.8%	50.5%
% of FP17s for Band 1 Urgent Courses	37	2,056	1.8%	10.2%	9.1%	9.0%
% of FP17s Relating to Free Repair or Replacements	14	2,056	0.7%	0.9%	1.0%	0.8%
% of FP17s Relating to Continuations	27	2,056	1.3%	1.0%	1.2%	1.1%
% of Patients satisfied with the dentistry they have received	1	1	N/A	91.8%	91.6%	91.5%
% of Patients satisfied with the time they had to wait for an appointment	1	1	N/A	88.2%	88.3%	87.9%

\* This is based on patients treated on this contract for their most recent course of treatment. Figures in italics indicate the base number of FP17s or Patient Questionnaire responses are less than 100. N/A is shown where the base number of responses is less than 10 during the period. % is calculated as Quantity/Base number\*100

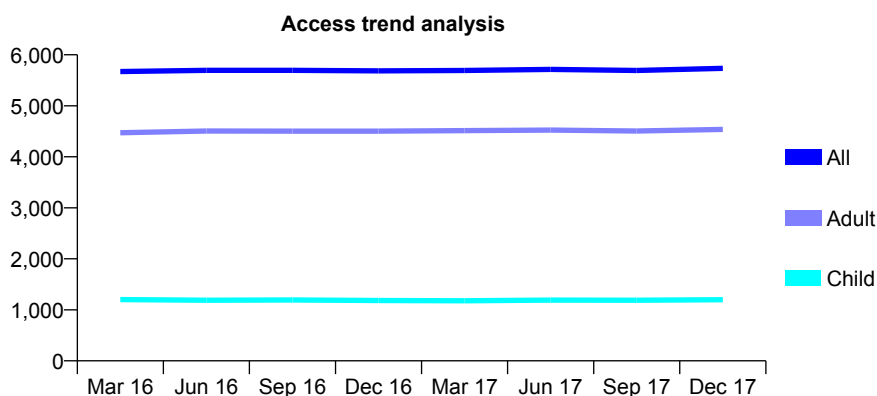
## Q46 - Vital Signs At a Glance Contract Report for 183148/0001 - December 2017

Name or company name	Wood and Associate Dental Care LTD
Contract type name	GDS Contract
Purpose of contract	General
Contract start date	01/08/2007
Contract end date	

17/18 Contracted general activity (UDA)	15,240
Carry forward general activity (UDA)	120
17/18 Contracted orthodontic activity (UOA)	0
Carry forward orthodontic activity (UOA)	0
Baseline contract value	£508,902.97

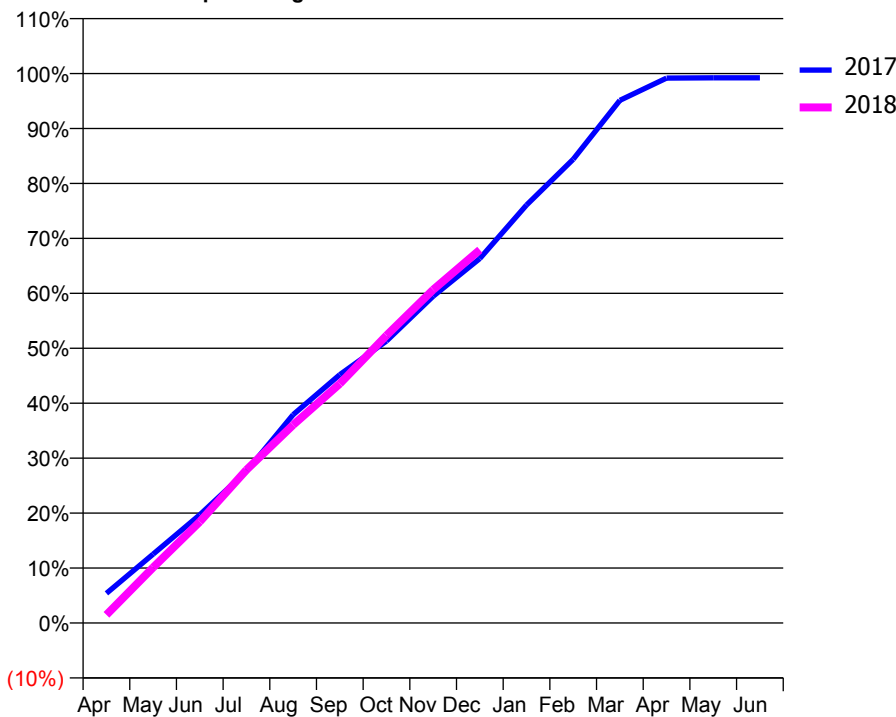
### ACCESS\*

Patients seen in 24 months	Total	Change since previous quarter
Quarter ending December 2016	5,685	
Quarter ending March 2017	5,692	→
Quarter ending June 2017	5,714	→
Quarter ending September 2017	5,693	→
Quarter ending December 2017	5,735	→
<b>Variance since December 2016</b>	<b>0.9%</b>	<b>→</b>



### ACTIVITY

Cumulative percentage of contracted UDA delivered 2017 & 2018



Month	Adjusted Scheduled Activity (UDA)	
	2017	2018
April	823	227
May	1,910	1,540
June	3,002	2,811
July	4,210	4,247
August	5,780	5,495
September	6,890	6,637
October	7,819	7,975
November	9,064	9,244
December	10,110	10,350
January	11,592	
February	12,861	
March	14,497	
April	15,114	
May	15,122	
June	15,122	

### QUALITY

	Quantity	Base Number	Contract	AT	Region	England
% of FP17s for the same patient ID Re-attending within 3 months - Children	112	1,427	7.8%	12.4%	12.9%	12.0%
% of FP17s for the same patient ID Re-attending within 3 months - Adults	578	4,815	12.0%	16.8%	16.5%	15.9%
% of FP17s for the same patient ID Re-attending between 3 & 9 months - Children	927	1,427	65.0%	57.3%	59.6%	58.0%
% of FP17s for the same patient ID Re-attending between 3 & 9 months - Adults	2,679	4,815	55.6%	50.6%	52.8%	50.5%
% of FP17s for Band 1 Urgent Courses	529	5,949	8.9%	10.2%	9.1%	9.0%
% of FP17s Relating to Free Repair or Replacements	36	5,949	0.6%	0.9%	1.0%	0.8%
% of FP17s Relating to Continuations	66	5,949	1.1%	1.0%	1.2%	1.1%
% of Patients satisfied with the dentistry they have received	7	7	N/A	91.8%	91.6%	91.5%
% of Patients satisfied with the time they had to wait for an appointment	7	7	N/A	88.2%	88.3%	87.9%

\* This is based on patients treated on this contract for their most recent course of treatment. Figures in italics indicate the base number of FP17s or Patient Questionnaire responses are less than 100. N/A is shown where the base number of responses is less than 10 during the period. % is calculated as Quantity/Base number\*100

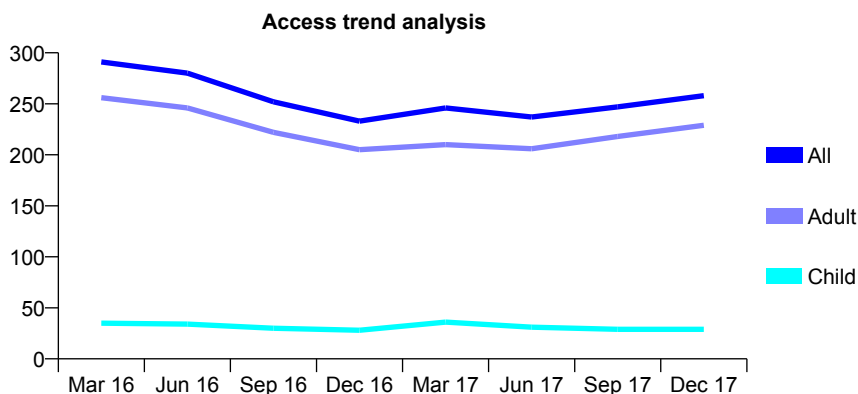
## Q46 - Vital Signs At a Glance Contract Report for 183148/0002 - December 2017

Name or company name	Wood and Associate Dental Care LTD
Contract type name	GDS Contract
Purpose of contract	General
Contract start date	01/04/2012
Contract end date	

17/18 Contracted general activity (UDA)	1,000
Carry forward general activity (UDA)	-20
17/18 Contracted orthodontic activity (UOA)	0
Carry forward orthodontic activity (UOA)	0
Baseline contract value	£33,392.47

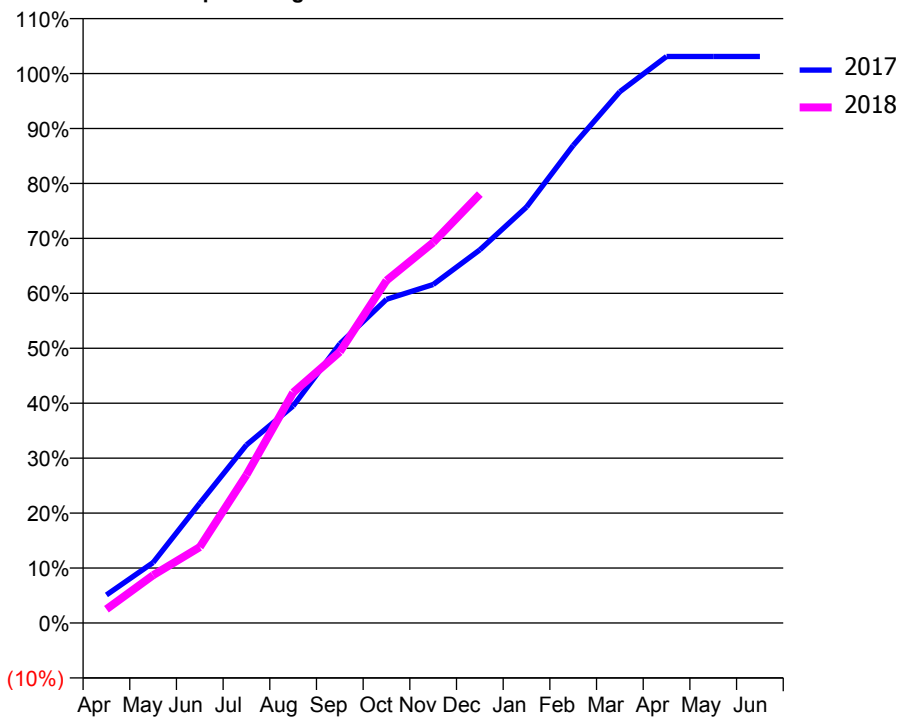
### ACCESS\*

Patients seen in 24 months	Total	Change since previous quarter
Quarter ending December 2016	233	
Quarter ending March 2017	246	↑
Quarter ending June 2017	237	↓
Quarter ending September 2017	247	↑
Quarter ending December 2017	258	↑
<b>Variance since December 2016</b>	<b>10.7%</b>	<b>↑</b>



### ACTIVITY

Cumulative percentage of contracted UDA delivered 2017 & 2018



Month	Adjusted Scheduled Activity (UDA)	
	2017	2018
April	51	25
May	110	87
June	218	138
July	324	269
August	395	419
September	508	493
October	589	623
November	616	692
December	679	781
January	757	
February	869	
March	967	
April	1,031	
May	1,031	
June	1,031	

### QUALITY

	Quantity	Base Number	Contract	AT	Region	England
% of FP17s for the same patient ID Re-attending within 3 months - Children	0	14	0.0%	12.4%	12.9%	12.0%
% of FP17s for the same patient ID Re-attending within 3 months - Adults	4	175	2.3%	16.8%	16.5%	15.9%
% of FP17s for the same patient ID Re-attending between 3 & 9 months - Children	0	14	0.0%	57.3%	59.6%	58.0%
% of FP17s for the same patient ID Re-attending between 3 & 9 months - Adults	3	175	1.7%	50.6%	52.8%	50.5%
% of FP17s for Band 1 Urgent Courses	3	172	1.7%	10.2%	9.1%	9.0%
% of FP17s Relating to Free Repair or Replacements	0	172	0.0%	0.9%	1.0%	0.8%
% of FP17s Relating to Continuations	0	172	0.0%	1.0%	1.2%	1.1%
% of Patients satisfied with the dentistry they have received	0	0	N/A	91.8%	91.6%	91.5%
% of Patients satisfied with the time they had to wait for an appointment	0	0	N/A	88.2%	88.3%	87.9%

\* This is based on patients treated on this contract for their most recent course of treatment. Figures in italics indicate the base number of FP17s or Patient Questionnaire responses are less than 100. N/A is shown where the base number of responses is less than 10 during the period. % is calculated as Quantity/Base number\*100

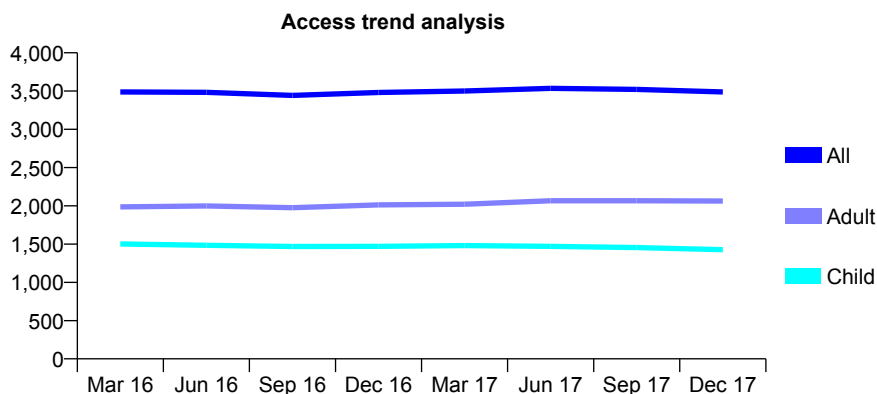
## Q46 - Vital Signs At a Glance Contract Report for 184551/0001 - December 2017

Name or company name	Bamford Dental Practice
Contract type name	GDS Contract
Purpose of contract	General and Orthodontic
Contract start date	01/04/2006
Contract end date	

17/18 Contracted general activity (UDA)	9,554
Carry forward general activity (UDA)	39
17/18 Contracted orthodontic activity (UOA)	3,597
Carry forward orthodontic activity (UOA)	74
Baseline contract value	£502,614.76

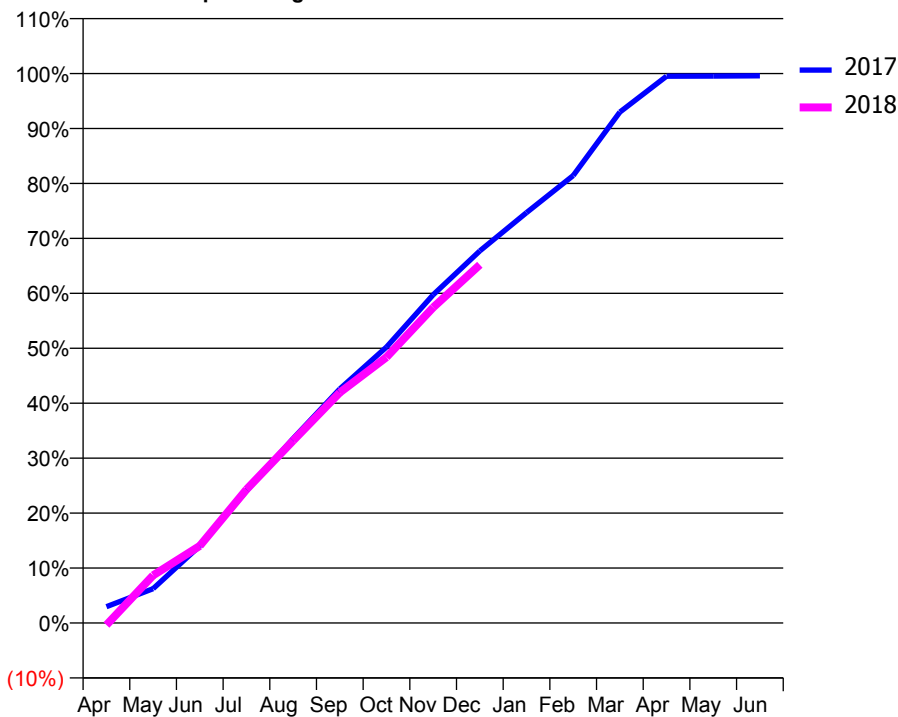
### ACCESS\*

Patients seen in 24 months	Total	Change since previous quarter
Quarter ending December 2016	3,482	
Quarter ending March 2017	3,501	→
Quarter ending June 2017	3,536	→
Quarter ending September 2017	3,521	→
Quarter ending December 2017	3,488	→
<b>Variance since December 2016</b>	<b>0.2%</b>	<b>→</b>



### ACTIVITY

Cumulative percentage of contracted UDA delivered 2017 & 2018



Month	Adjusted Scheduled Activity (UDA)	
	2017	2018
April	285	-36
May	597	829
June	1,342	1,341
July	2,299	2,321
August	3,208	3,170
September	4,071	4,007
October	4,797	4,623
November	5,707	5,488
December	6,470	6,229
January	7,136	
February	7,780	
March	8,883	
April	9,507	
May	9,510	
June	9,515	

### QUALITY

	Quantity	Base Number	Contract	AT	Region	England
% of FP17s for the same patient ID Re-attending within 3 months - Children	147	1,992	7.4%	12.4%	12.9%	12.0%
% of FP17s for the same patient ID Re-attending within 3 months - Adults	303	2,160	14.0%	16.8%	16.5%	15.9%
% of FP17s for the same patient ID Re-attending between 3 & 9 months - Children	1,166	1,992	58.5%	57.3%	59.6%	58.0%
% of FP17s for the same patient ID Re-attending between 3 & 9 months - Adults	1,306	2,160	60.5%	50.6%	52.8%	50.5%
% of FP17s for Band 1 Urgent Courses	81	3,437	2.4%	10.2%	9.1%	9.0%
% of FP17s Relating to Free Repair or Replacements	15	3,437	0.4%	0.9%	1.0%	0.8%
% of FP17s Relating to Continuations	62	3,437	1.8%	1.0%	1.2%	1.1%
% of Patients satisfied with the dentistry they have received	1	1	N/A	91.8%	91.6%	91.5%
% of Patients satisfied with the time they had to wait for an appointment	1	1	N/A	88.2%	88.3%	87.9%

\* This is based on patients treated on this contract for their most recent course of treatment. Figures in italics indicate the base number of FP17s or Patient Questionnaire responses are less than 100. N/A is shown where the base number of responses is less than 10 during the period. % is calculated as Quantity/Base number\*100

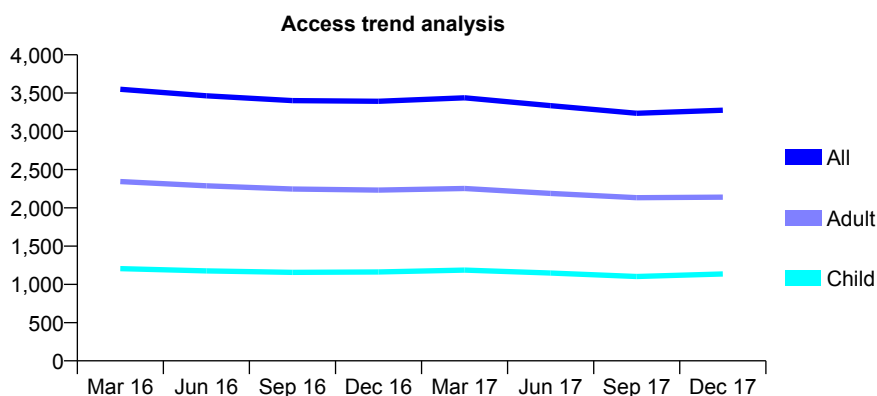
## Q46 - Vital Signs At a Glance Contract Report for 189510/0001 - December 2017

Name or company name	Ravat and Ray Dental Care (Chadderton) L
Contract type name	GDS Contract
Purpose of contract	General
Contract start date	01/10/2013
Contract end date	

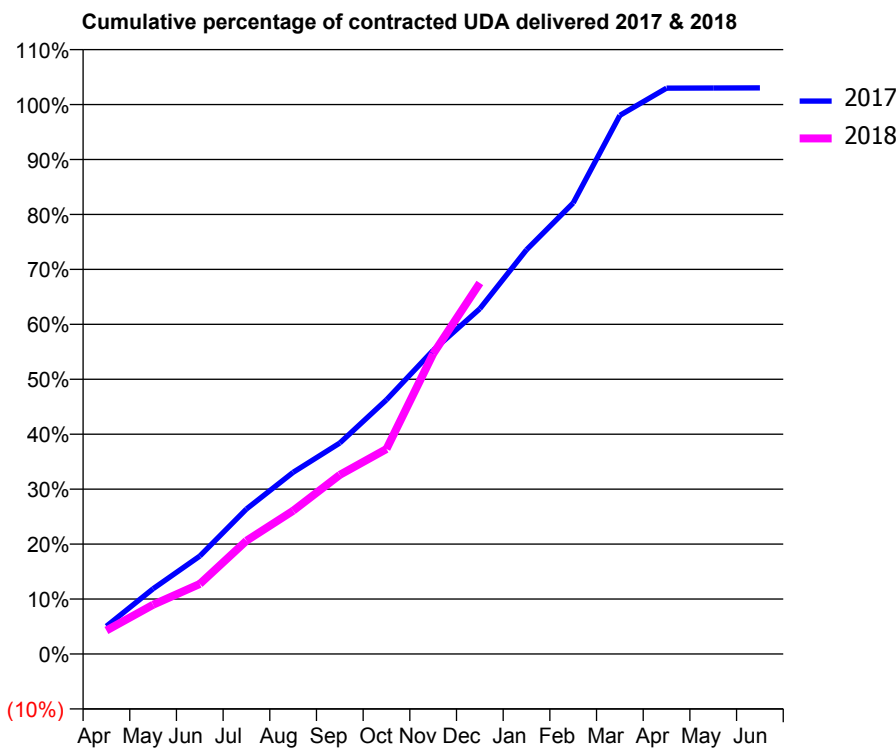
17/18 Contracted general activity (UDA)	11,056
Carry forward general activity (UDA)	-221
17/18 Contracted orthodontic activity (UOA)	0
Carry forward orthodontic activity (UOA)	0
Baseline contract value	£328,810.08

### ACCESS\*

Patients seen in 24 months	Total	Change since previous quarter
Quarter ending December 2016	3,393	
Quarter ending March 2017	3,438	→
Quarter ending June 2017	3,335	↓
Quarter ending September 2017	3,235	↓
Quarter ending December 2017	3,276	→
<b>Variance since December 2016</b>	<b>(3.4%)</b>	<b>↓</b>



### ACTIVITY



Month	Adjusted Scheduled Activity (UDA)	
	2017	2018
April	559	474
May	1,313	992
June	1,970	1,409
July	2,917	2,279
August	3,656	2,883
September	4,246	3,606
October	5,115	4,124
November	6,109	6,042
December	6,946	7,465
January	8,133	
February	9,075	
March	10,837	
April	11,385	
May	11,389	
June	11,391	

### QUALITY

	Quantity	Base Number	Contract	AT	Region	England
% of FP17s for the same patient ID Re-attending within 3 months - Children	165	1,322	12.5%	12.4%	12.9%	12.0%
% of FP17s for the same patient ID Re-attending within 3 months - Adults	423	2,231	19.0%	16.8%	16.5%	15.9%
% of FP17s for the same patient ID Re-attending between 3 & 9 months - Children	807	1,322	61.0%	57.3%	59.6%	58.0%
% of FP17s for the same patient ID Re-attending between 3 & 9 months - Adults	1,174	2,231	52.6%	50.6%	52.8%	50.5%
% of FP17s for Band 1 Urgent Courses	363	3,347	10.8%	10.2%	9.1%	9.0%
% of FP17s Relating to Free Repair or Replacements	21	3,347	0.6%	0.9%	1.0%	0.8%
% of FP17s Relating to Continuations	4	3,347	0.1%	1.0%	1.2%	1.1%
% of Patients satisfied with the dentistry they have received	5	5	N/A	91.8%	91.6%	91.5%
% of Patients satisfied with the time they had to wait for an appointment	4	5	N/A	88.2%	88.3%	87.9%

\* This is based on patients treated on this contract for their most recent course of treatment. Figures in italics indicate the base number of FP17s or Patient Questionnaire responses are less than 100. N/A is shown where the base number of responses is less than 10 during the period. % is calculated as Quantity/Base number\*100



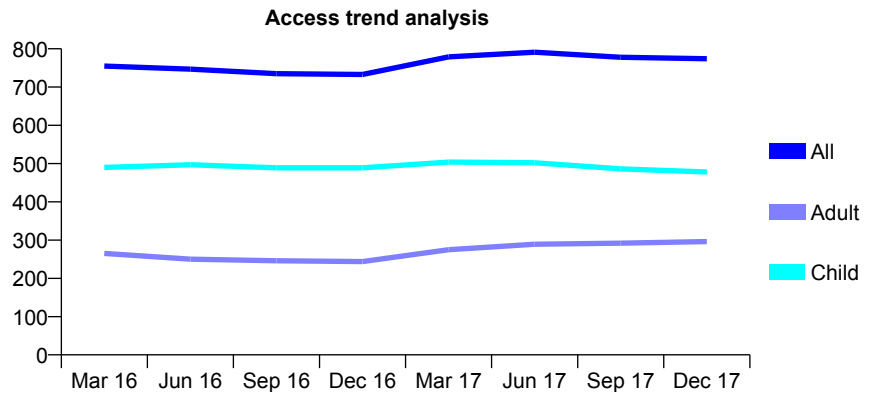
## Q46 - Vital Signs At a Glance Contract Report for 189723/0001 - December 2017

Name or company name	Stretford Road Dental Practice
Contract type name	GDS Contract
Purpose of contract	General
Contract start date	12/08/2013
Contract end date	

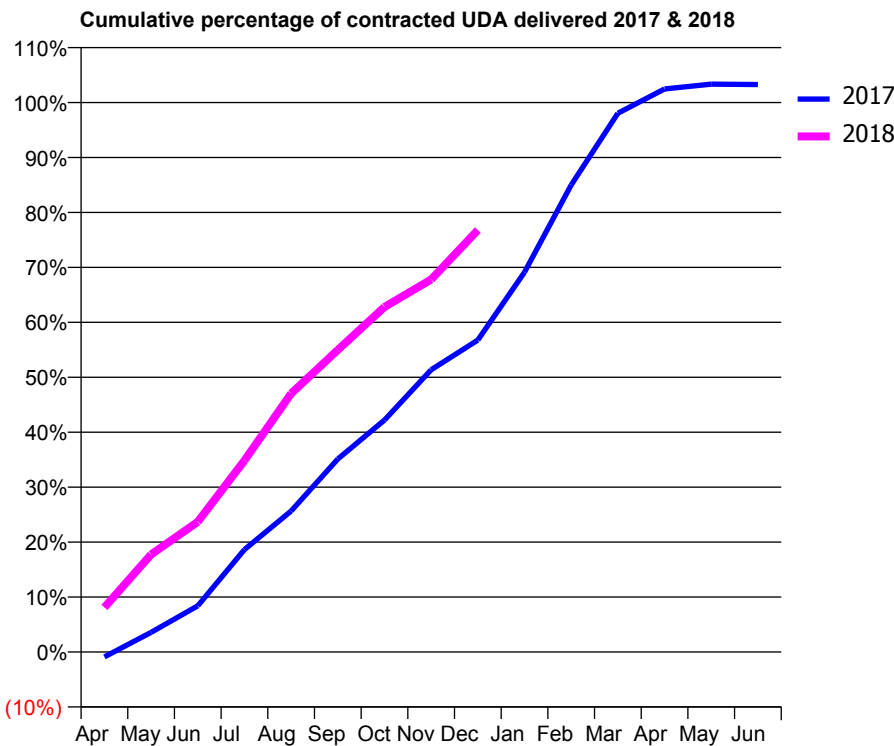
17/18 Contracted general activity (UDA)	1,828
Carry forward general activity (UDA)	-37
17/18 Contracted orthodontic activity (UOA)	0
Carry forward orthodontic activity (UOA)	0
Baseline contract value	£45,199.03

### ACCESS\*

Patients seen in 24 months	Total	Change since previous quarter
Quarter ending December 2016	733	
Quarter ending March 2017	779	↑
Quarter ending June 2017	791	→
Quarter ending September 2017	778	↓
Quarter ending December 2017	774	→
<b>Variance since December 2016</b>	<b>5.6%</b>	<b>↑</b>



### ACTIVITY



Month	Adjusted Scheduled Activity (UDA)	
	2017	2018
April	-17	148
May	65	325
June	154	433
July	341	637
August	469	860
September	642	1,005
October	772	1,148
November	939	1,239
December	1,038	1,404
January	1,264	
February	1,554	
March	1,792	
April	1,873	
May	1,889	
June	1,888	

### QUALITY

	Quantity	Base Number	Contract	AT	Region	England
% of FP17s for the same patient ID Re-attending within 3 months - Children	88	582	15.1%	12.4%	12.9%	12.0%
% of FP17s for the same patient ID Re-attending within 3 months - Adults	48	241	19.9%	16.8%	16.5%	15.9%
% of FP17s for the same patient ID Re-attending between 3 & 9 months - Children	381	582	65.5%	57.3%	59.6%	58.0%
% of FP17s for the same patient ID Re-attending between 3 & 9 months - Adults	106	241	44.0%	50.6%	52.8%	50.5%
% of FP17s for Band 1 Urgent Courses	58	787	7.4%	10.2%	9.1%	9.0%
% of FP17s Relating to Free Repair or Replacements	0	787	0.0%	0.9%	1.0%	0.8%
% of FP17s Relating to Continuations	1	787	0.1%	1.0%	1.2%	1.1%
% of Patients satisfied with the dentistry they have received	0	0	N/A	91.8%	91.6%	91.5%
% of Patients satisfied with the time they had to wait for an appointment	0	0	N/A	88.2%	88.3%	87.9%

\* This is based on patients treated on this contract for their most recent course of treatment. Figures in italics indicate the base number of FP17s or Patient Questionnaire responses are less than 100. N/A is shown where the base number of responses is less than 10 during the period. % is calculated as Quantity/Base number\*100

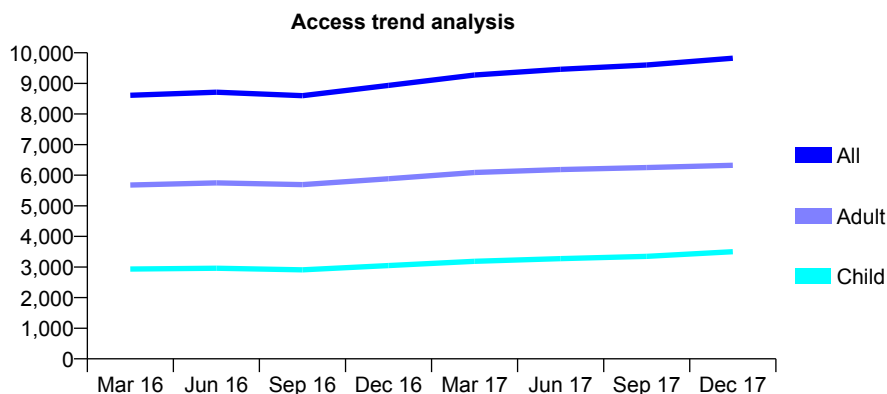
## Q46 - Vital Signs At a Glance Contract Report for 190322/0001 - December 2017

Name or company name	Moston Dental Surgery
Contract type name	GDS Contract
Purpose of contract	General
Contract start date	08/10/2010
Contract end date	

17/18 Contracted general activity (UDA)	30,673
Carry forward general activity (UDA)	1,050
17/18 Contracted orthodontic activity (UOA)	0
Carry forward orthodontic activity (UOA)	0
Baseline contract value	£750,891.46

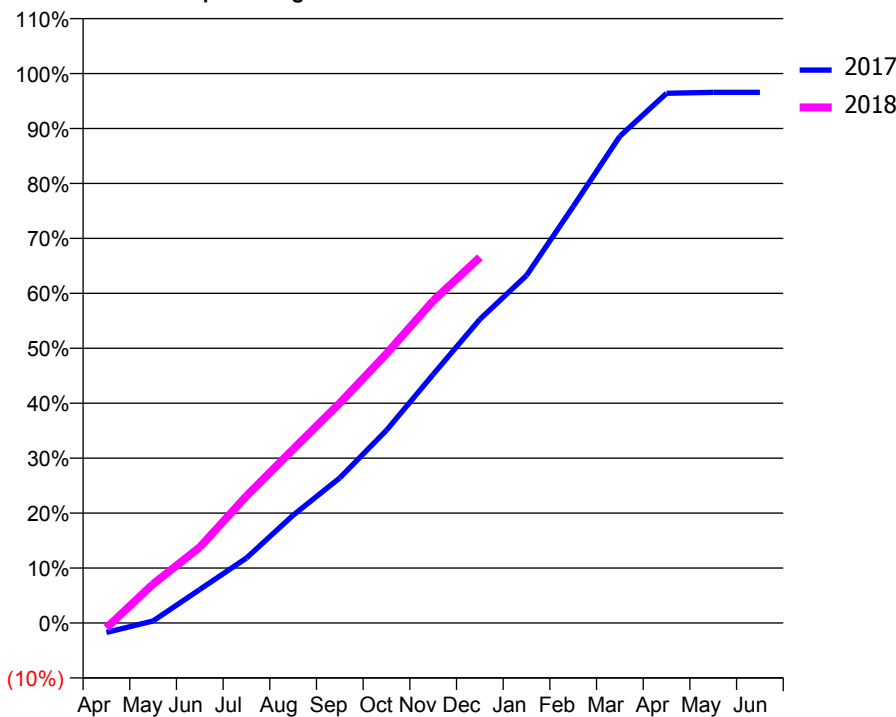
### ACCESS\*

Patients seen in 24 months	Total	Change since previous quarter
Quarter ending December 2016	8,934	
Quarter ending March 2017	9,276	↑
Quarter ending June 2017	9,462	↑
Quarter ending September 2017	9,601	→
Quarter ending December 2017	9,825	↑
<b>Variance since December 2016</b>	<b>10.0%</b>	<b>↑</b>



### ACTIVITY

Cumulative percentage of contracted UDA delivered 2017 & 2018



Month	Adjusted Scheduled Activity (UDA)	
	2017	2018
April	-534	-280
May	116	2,180
June	1,868	4,233
July	3,629	7,091
August	6,021	9,702
September	8,105	12,281
October	10,762	15,029
November	13,876	17,987
December	16,954	20,413
January	19,400	
February	23,253	
March	27,170	
April	29,566	
May	29,623	
June	29,623	

### QUALITY

	Quantity	Base Number	Contract	AT	Region	England
% of FP17s for the same patient ID Re-attending within 3 months - Children	159	2,762	5.8%	12.4%	12.9%	12.0%
% of FP17s for the same patient ID Re-attending within 3 months - Adults	405	4,448	9.1%	16.8%	16.5%	15.9%
% of FP17s for the same patient ID Re-attending between 3 & 9 months - Children	1,124	2,762	40.7%	57.3%	59.6%	58.0%
% of FP17s for the same patient ID Re-attending between 3 & 9 months - Adults	1,662	4,448	37.4%	50.6%	52.8%	50.5%
% of FP17s for Band 1 Urgent Courses	233	6,668	3.5%	10.2%	9.1%	9.0%
% of FP17s Relating to Free Repair or Replacements	45	6,668	0.7%	0.9%	1.0%	0.8%
% of FP17s Relating to Continuations	87	6,668	1.3%	1.0%	1.2%	1.1%
% of Patients satisfied with the dentistry they have received	6	8	N/A	91.8%	91.6%	91.5%
% of Patients satisfied with the time they had to wait for an appointment	8	8	N/A	88.2%	88.3%	87.9%

\* This is based on patients treated on this contract for their most recent course of treatment. Figures in italics indicate the base number of FP17s or Patient Questionnaire responses are less than 100. N/A is shown where the base number of responses is less than 10 during the period. % is calculated as Quantity/Base number\*100

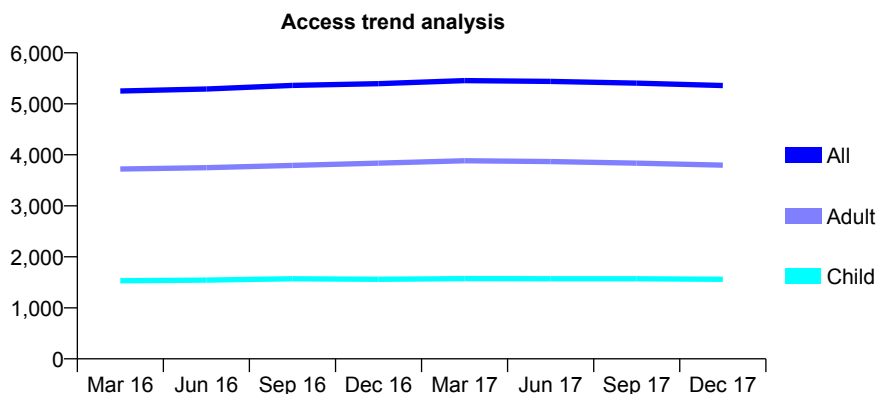
## Q46 - Vital Signs At a Glance Contract Report for 190470/0004 - December 2017

Name or company name	G.k.A (1996) Ltd
Contract type name	GDS Contract
Purpose of contract	General
Contract start date	01/04/2008
Contract end date	

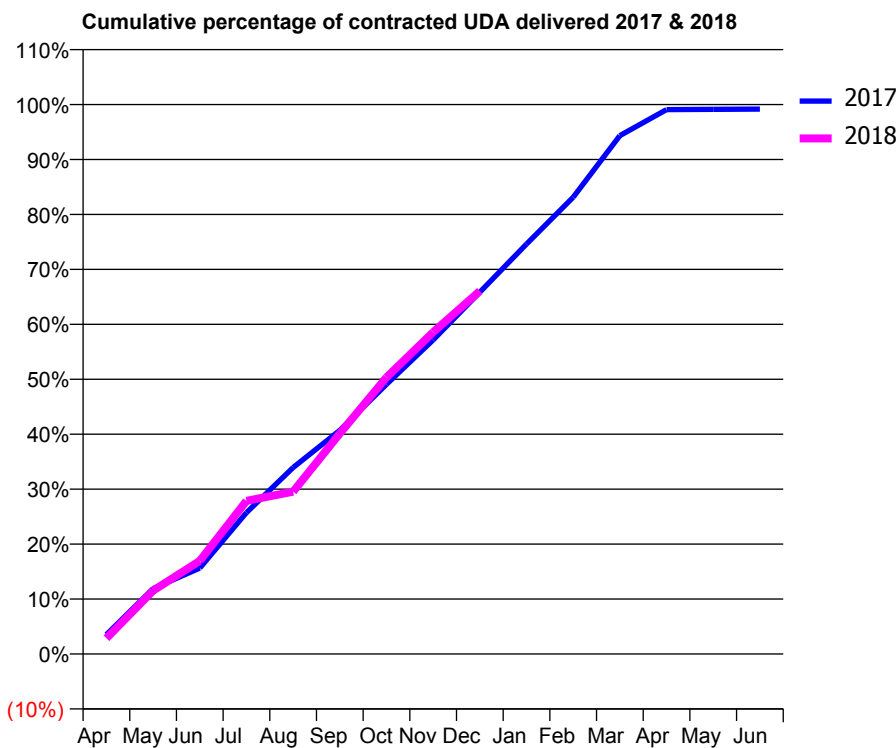
17/18 Contracted general activity (UDA)	15,529
Carry forward general activity (UDA)	129
17/18 Contracted orthodontic activity (UOA)	0
Carry forward orthodontic activity (UOA)	0
Baseline contract value	£478,445.75

### ACCESS\*

Patients seen in 24 months	Total	Change since previous quarter
Quarter ending December 2016	5,395	
Quarter ending March 2017	5,456	→
Quarter ending June 2017	5,439	→
Quarter ending September 2017	5,406	→
Quarter ending December 2017	5,358	→
<b>Variance since December 2016</b>	<b>(0.7%)</b>	→



### ACTIVITY



Month	Adjusted Scheduled Activity (UDA)	
	2017	2018
April	547	445
May	1,850	1,791
June	2,431	2,633
July	3,995	4,327
August	5,271	4,586
September	6,322	6,232
October	7,621	7,816
November	8,876	9,093
December	10,225	10,261
January	11,585	
February	12,910	
March	14,649	
April	15,384	
May	15,390	
June	15,400	

### QUALITY

	Quantity	Base Number	Contract	AT	Region	England
% of FP17s for the same patient ID Re-attending within 3 months - Children	127	1,519	8.4%	12.4%	12.9%	12.0%
% of FP17s for the same patient ID Re-attending within 3 months - Adults	535	3,672	14.6%	16.8%	16.5%	15.9%
% of FP17s for the same patient ID Re-attending between 3 & 9 months - Children	832	1,519	54.8%	57.3%	59.6%	58.0%
% of FP17s for the same patient ID Re-attending between 3 & 9 months - Adults	1,815	3,672	49.4%	50.6%	52.8%	50.5%
% of FP17s for Band 1 Urgent Courses	339	4,895	6.9%	10.2%	9.1%	9.0%
% of FP17s Relating to Free Repair or Replacements	56	4,895	1.1%	0.9%	1.0%	0.8%
% of FP17s Relating to Continuations	41	4,895	0.8%	1.0%	1.2%	1.1%
% of Patients satisfied with the dentistry they have received	4	5	N/A	91.8%	91.6%	91.5%
% of Patients satisfied with the time they had to wait for an appointment	4	5	N/A	88.2%	88.3%	87.9%

\* This is based on patients treated on this contract for their most recent course of treatment. Figures in italics indicate the base number of FP17s or Patient Questionnaire responses are less than 100. N/A is shown where the base number of responses is less than 10 during the period. % is calculated as Quantity/Base number\*100

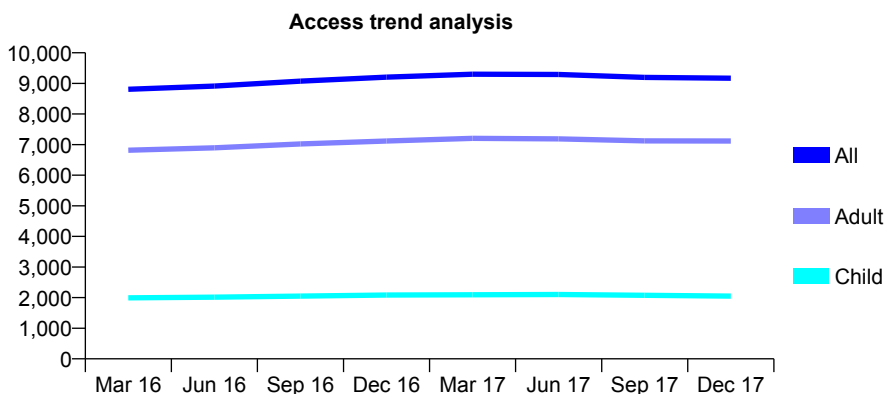
## Q46 - Vital Signs At a Glance Contract Report for 190470/0005 - December 2017

Name or company name	G.k.A (1996) Ltd
Contract type name	GDS Contract
Purpose of contract	General
Contract start date	01/04/2008
Contract end date	

17/18 Contracted general activity (UDA)	23,132
Carry forward general activity (UDA)	123
17/18 Contracted orthodontic activity (UOA)	0
Carry forward orthodontic activity (UOA)	0
Baseline contract value	£686,934.79

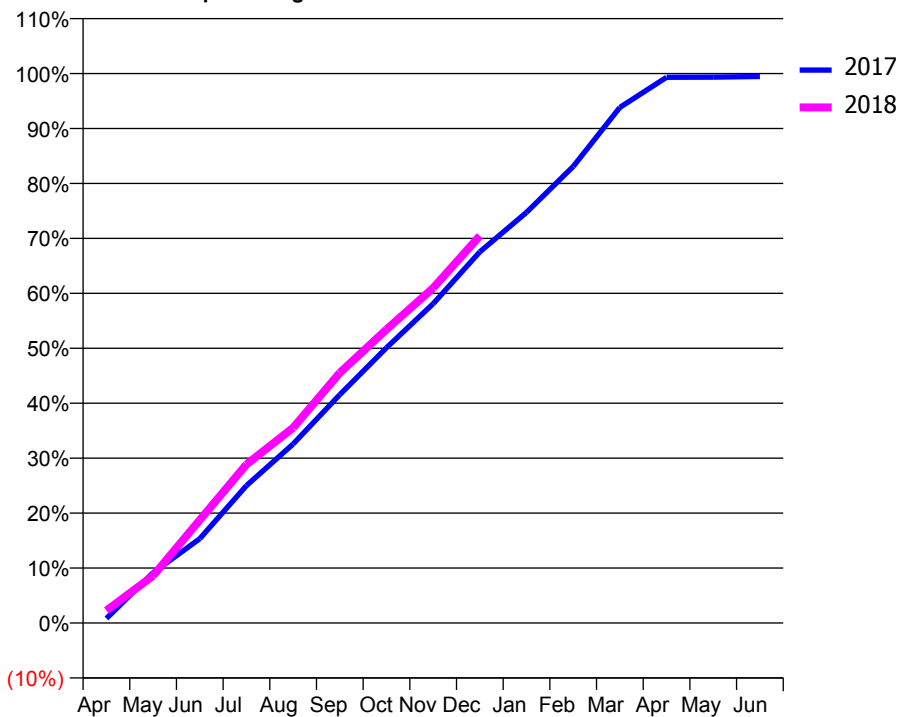
### ACCESS\*

Patients seen in 24 months	Total	Change since previous quarter
Quarter ending December 2016	9,204	
Quarter ending March 2017	9,299	→
Quarter ending June 2017	9,292	→
Quarter ending September 2017	9,196	↓
Quarter ending December 2017	9,168	→
<b>Variance since December 2016</b>	<b>(0.4%)</b>	<b>→</b>



### ACTIVITY

Cumulative percentage of contracted UDA delivered 2017 & 2018



Month	Adjusted Scheduled Activity (UDA)	
	2017	2018
April	196	526
May	2,119	1,990
June	3,552	4,335
July	5,785	6,676
August	7,539	8,219
September	9,612	10,536
October	11,591	12,358
November	13,442	14,106
December	15,626	16,296
January	17,285	
February	19,216	
March	21,705	
April	22,976	
May	22,977	
June	23,009	

### QUALITY

	Quantity	Base Number	Contract	AT	Region	England
% of FP17s for the same patient ID Re-attending within 3 months - Children	269	2,139	12.6%	12.4%	12.9%	12.0%
% of FP17s for the same patient ID Re-attending within 3 months - Adults	1,284	7,320	17.5%	16.8%	16.5%	15.9%
% of FP17s for the same patient ID Re-attending between 3 & 9 months - Children	1,020	2,139	47.7%	57.3%	59.6%	58.0%
% of FP17s for the same patient ID Re-attending between 3 & 9 months - Adults	3,354	7,320	45.8%	50.6%	52.8%	50.5%
% of FP17s for Band 1 Urgent Courses	527	8,821	6.0%	10.2%	9.1%	9.0%
% of FP17s Relating to Free Repair or Replacements	149	8,821	1.7%	0.9%	1.0%	0.8%
% of FP17s Relating to Continuations	105	8,821	1.2%	1.0%	1.2%	1.1%
% of Patients satisfied with the dentistry they have received	5	5	N/A	91.8%	91.6%	91.5%
% of Patients satisfied with the time they had to wait for an appointment	5	5	N/A	88.2%	88.3%	87.9%

\* This is based on patients treated on this contract for their most recent course of treatment. Figures in italics indicate the base number of FP17s or Patient Questionnaire responses are less than 100. N/A is shown where the base number of responses is less than 10 during the period. % is calculated as Quantity/Base number\*100

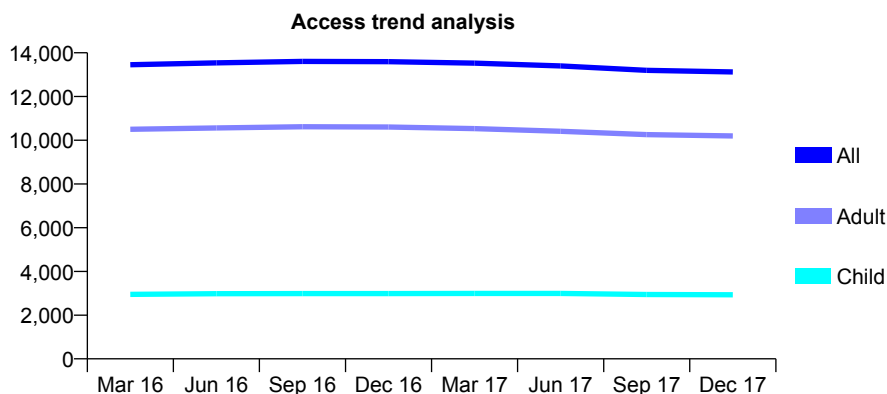
## Q46 - Vital Signs At a Glance Contract Report for 190470/0007 - December 2017

Name or company name	G.k.A (1996) Ltd
Contract type name	GDS Contract
Purpose of contract	General and Orthodontic
Contract start date	01/05/2009
Contract end date	

17/18 Contracted general activity (UDA)	40,268
Carry forward general activity (UDA)	533
17/18 Contracted orthodontic activity (UOA)	2,541
Carry forward orthodontic activity (UOA)	20
Baseline contract value	£1,292,765.85

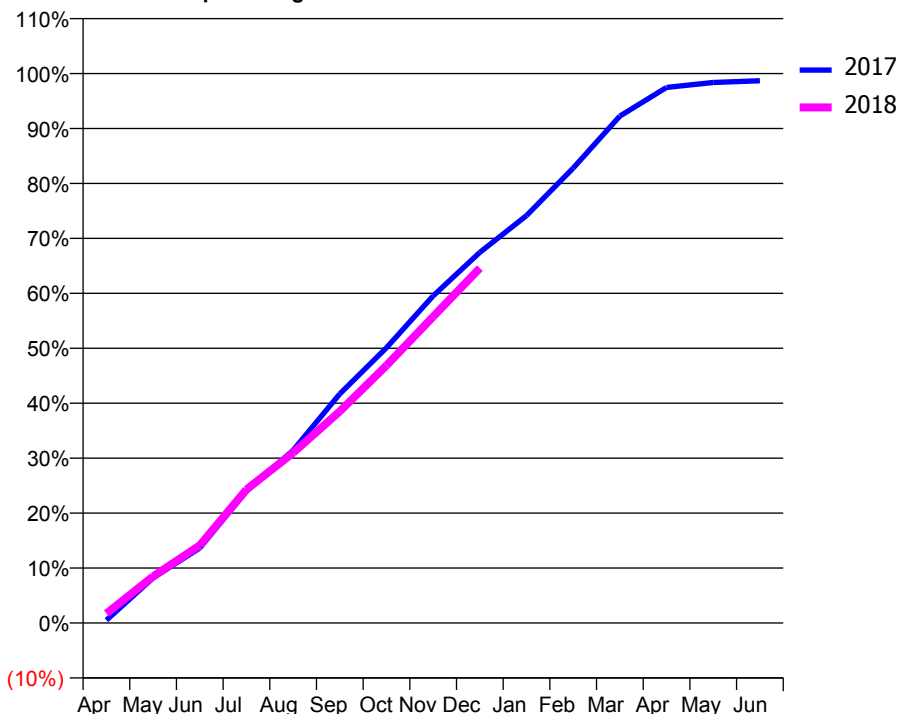
### ACCESS\*

Patients seen in 24 months	Total	Change since previous quarter
Quarter ending December 2016	13,594	
Quarter ending March 2017	13,525	→
Quarter ending June 2017	13,402	→
Quarter ending September 2017	13,200	↓
Quarter ending December 2017	13,126	→
<b>Variance since December 2016</b>	<b>(3.4%)</b>	<b>↓</b>



### ACTIVITY

Cumulative percentage of contracted UDA delivered 2017 & 2018



Month	Adjusted Scheduled Activity (UDA)	
	2017	2018
April	209	702
May	3,306	3,410
June	5,494	5,688
July	9,658	9,787
August	12,659	12,470
September	16,790	15,514
October	20,175	18,871
November	23,976	22,455
December	27,163	26,009
January	29,857	
February	33,332	
March	37,149	
April	39,253	
May	39,613	
June	39,735	

### QUALITY

	Quantity	Base Number	Contract	AT	Region	England
% of FP17s for the same patient ID Re-attending within 3 months - Children	417	3,157	13.2%	12.4%	12.9%	12.0%
% of FP17s for the same patient ID Re-attending within 3 months - Adults	2,054	10,391	19.8%	16.8%	16.5%	15.9%
% of FP17s for the same patient ID Re-attending between 3 & 9 months - Children	1,582	3,157	50.1%	57.3%	59.6%	58.0%
% of FP17s for the same patient ID Re-attending between 3 & 9 months - Adults	4,882	10,391	47.0%	50.6%	52.8%	50.5%
% of FP17s for Band 1 Urgent Courses	1,291	12,145	10.6%	10.2%	9.1%	9.0%
% of FP17s Relating to Free Repair or Replacements	250	12,145	2.1%	0.9%	1.0%	0.8%
% of FP17s Relating to Continuations	172	12,145	1.4%	1.0%	1.2%	1.1%
% of Patients satisfied with the dentistry they have received	8	9	N/A	91.8%	91.6%	91.5%
% of Patients satisfied with the time they had to wait for an appointment	7	9	N/A	88.2%	88.3%	87.9%

\* This is based on patients treated on this contract for their most recent course of treatment. Figures in italics indicate the base number of FP17s or Patient Questionnaire responses are less than 100. N/A is shown where the base number of responses is less than 10 during the period. % is calculated as Quantity/Base number\*100

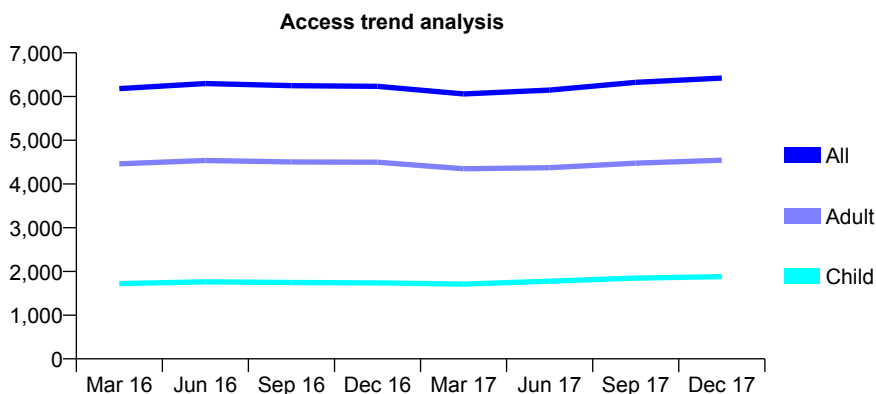
## Q46 - Vital Signs At a Glance Contract Report for 191515/0001 - December 2017

Name or company name	Birch Dental Practice
Contract type name	GDS Contract
Purpose of contract	General
Contract start date	01/05/2014
Contract end date	

17/18 Contracted general activity (UDA)	20,344
Carry forward general activity (UDA)	166
17/18 Contracted orthodontic activity (UOA)	0
Carry forward orthodontic activity (UOA)	0
Baseline contract value	£631,002.86

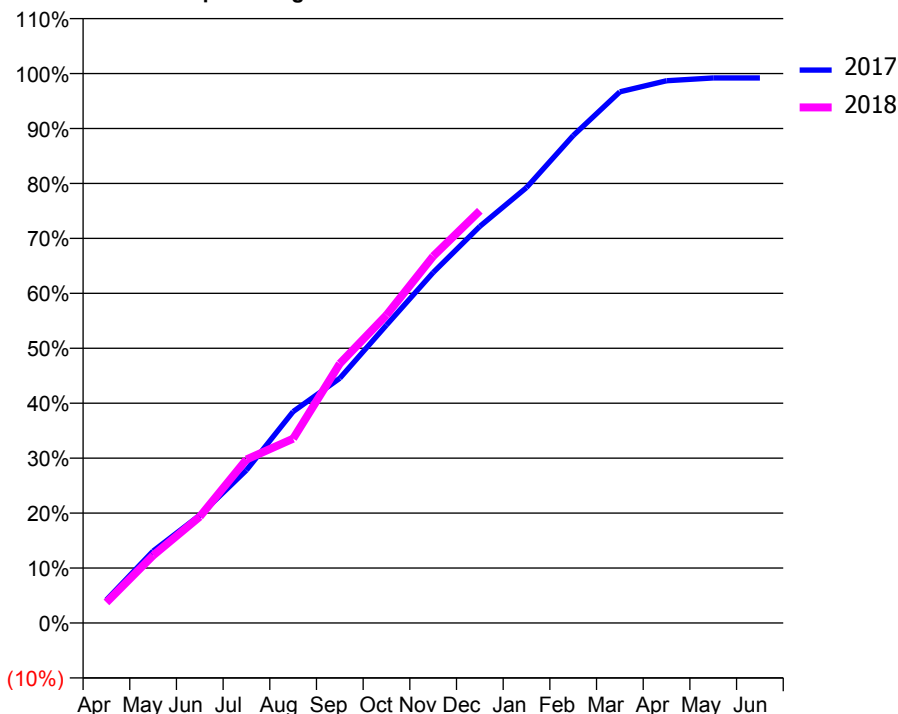
### ACCESS\*

Patients seen in 24 months	Total	Change since previous quarter
Quarter ending December 2016	6,232	
Quarter ending March 2017	6,059	↓
Quarter ending June 2017	6,149	→
Quarter ending September 2017	6,323	↑
Quarter ending December 2017	6,422	→
<b>Variance since December 2016</b>	<b>3.0%</b>	<b>↑</b>



### ACTIVITY

Cumulative percentage of contracted UDA delivered 2017 & 2018



Month	Adjusted Scheduled Activity (UDA)	
	2017	2018
April	857	764
May	2,663	2,501
June	3,989	3,937
July	5,660	6,053
August	7,826	6,826
September	9,063	9,603
October	11,029	11,404
November	12,978	13,577
December	14,685	15,264
January	16,121	
February	18,046	
March	19,666	
April	20,075	
May	20,178	
June	20,178	

### QUALITY

	Quantity	Base Number	Contract	AT	Region	England
% of FP17s for the same patient ID Re-attending within 3 months - Children	170	1,615	10.5%	12.4%	12.9%	12.0%
% of FP17s for the same patient ID Re-attending within 3 months - Adults	856	3,873	22.1%	16.8%	16.5%	15.9%
% of FP17s for the same patient ID Re-attending between 3 & 9 months - Children	475	1,615	29.4%	57.3%	59.6%	58.0%
% of FP17s for the same patient ID Re-attending between 3 & 9 months - Adults	1,061	3,873	27.4%	50.6%	52.8%	50.5%
% of FP17s for Band 1 Urgent Courses	582	4,814	12.1%	10.2%	9.1%	9.0%
% of FP17s Relating to Free Repair or Replacements	33	4,814	0.7%	0.9%	1.0%	0.8%
% of FP17s Relating to Continuations	142	4,814	2.9%	1.0%	1.2%	1.1%
% of Patients satisfied with the dentistry they have received	2	3	N/A	91.8%	91.6%	91.5%
% of Patients satisfied with the time they had to wait for an appointment	1	3	N/A	88.2%	88.3%	87.9%

\* This is based on patients treated on this contract for their most recent course of treatment. Figures in italics indicate the base number of FP17s or Patient Questionnaire responses are less than 100. N/A is shown where the base number of responses is less than 10 during the period. % is calculated as Quantity/Base number\*100

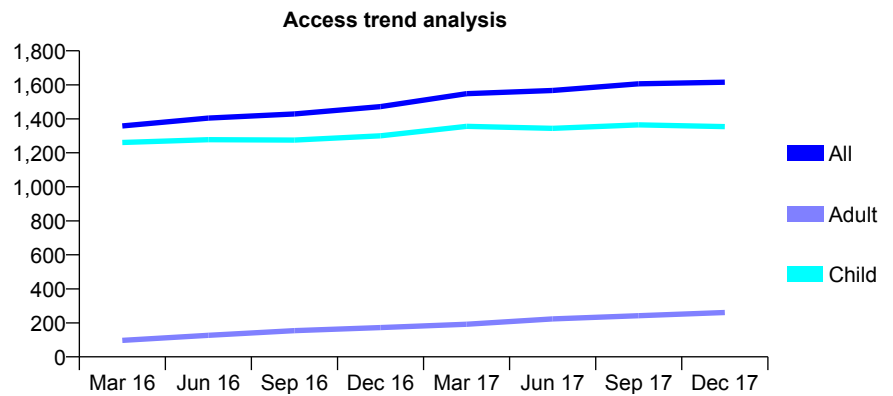
## Q46 - Vital Signs At a Glance Contract Report for 191574/0001 - December 2017

Name or company name	Highton and Bate
Contract type name	GDS Contract
Purpose of contract	General
Contract start date	01/08/2015
Contract end date	

17/18 Contracted general activity (UDA)	4,200
Carry forward general activity (UDA)	-80
17/18 Contracted orthodontic activity (UOA)	0
Carry forward orthodontic activity (UOA)	0
Baseline contract value	£119,137.39

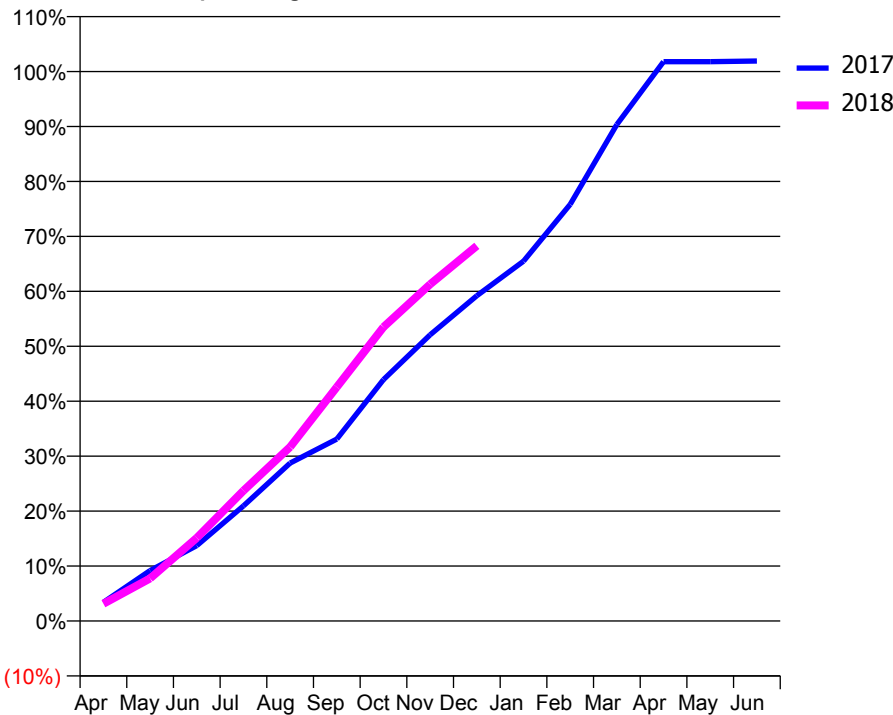
### ACCESS\*

Patients seen in 24 months	Total	Change since previous quarter
Quarter ending December 2016	1,472	
Quarter ending March 2017	1,548	↑
Quarter ending June 2017	1,567	→
Quarter ending September 2017	1,606	↑
Quarter ending December 2017	1,615	→
<b>Variance since December 2016</b>	<b>9.7%</b>	<b>↑</b>



### ACTIVITY

Cumulative percentage of contracted UDA delivered 2017 & 2018



Month	Adjusted Scheduled Activity (UDA)	
	2017	2018
April	143	132
May	385	326
June	576	636
July	880	996
August	1,207	1,330
September	1,391	1,788
October	1,846	2,247
November	2,188	2,574
December	2,486	2,868
January	2,750	
February	3,185	
March	3,795	
April	4,275	
May	4,275	
June	4,280	

### QUALITY

	Quantity	Base Number	Contract	AT	Region	England
% of FP17s for the same patient ID Re-attending within 3 months - Children	325	2,139	15.2%	12.4%	12.9%	12.0%
% of FP17s for the same patient ID Re-attending within 3 months - Adults	20	190	10.5%	16.8%	16.5%	15.9%
% of FP17s for the same patient ID Re-attending between 3 & 9 months - Children	1,523	2,139	71.2%	57.3%	59.6%	58.0%
% of FP17s for the same patient ID Re-attending between 3 & 9 months - Adults	137	190	72.1%	50.6%	52.8%	50.5%
% of FP17s for Band 1 Urgent Courses	60	2,023	3.0%	10.2%	9.1%	9.0%
% of FP17s Relating to Free Repair or Replacements	5	2,023	0.2%	0.9%	1.0%	0.8%
% of FP17s Relating to Continuations	4	2,023	0.2%	1.0%	1.2%	1.1%
% of Patients satisfied with the dentistry they have received	3	3	N/A	91.8%	91.6%	91.5%
% of Patients satisfied with the time they had to wait for an appointment	2	3	N/A	88.2%	88.3%	87.9%

\* This is based on patients treated on this contract for their most recent course of treatment. Figures in italics indicate the base number of FP17s or Patient Questionnaire responses are less than 100. N/A is shown where the base number of responses is less than 10 during the period. % is calculated as Quantity/Base number\*100

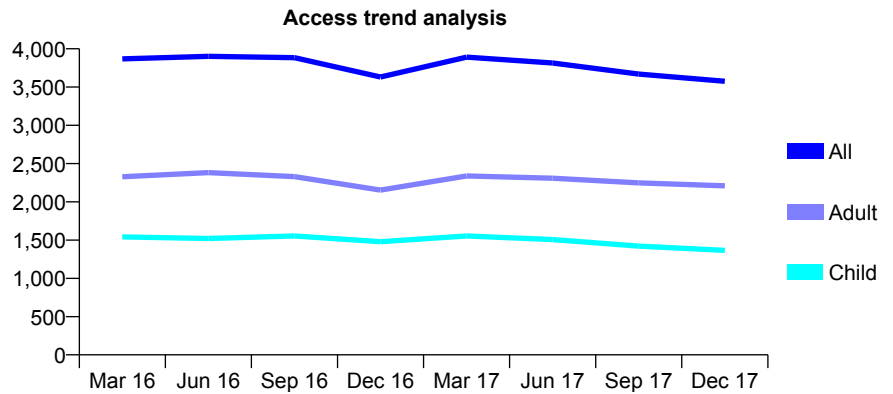
## Q46 - Vital Signs At a Glance Contract Report for 191809/0001 - December 2017

Name or company name	Swinton Practice Ltd
Contract type name	GDS Contract
Purpose of contract	General
Contract start date	01/07/2010
Contract end date	

17/18 Contracted general activity (UDA)	12,066
Carry forward general activity (UDA)	-220
17/18 Contracted orthodontic activity (UOA)	0
Carry forward orthodontic activity (UOA)	0
Baseline contract value	£319,584.87

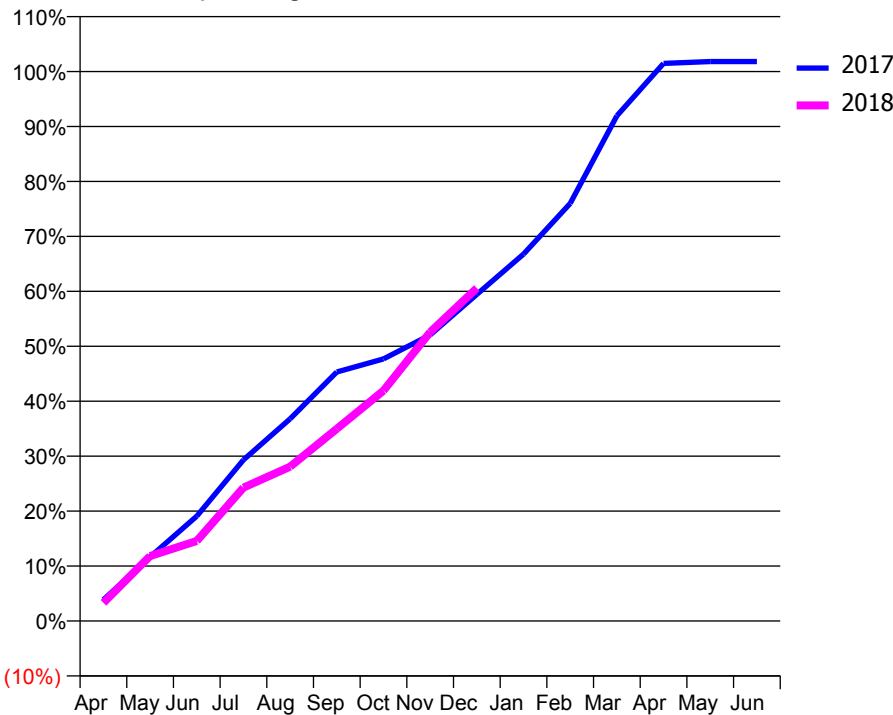
### ACCESS\*

Patients seen in 24 months	Total	Change since previous quarter
Quarter ending December 2016	3,632	
Quarter ending March 2017	3,891	↑
Quarter ending June 2017	3,814	↓
Quarter ending September 2017	3,669	↓
Quarter ending December 2017	3,576	↓
<b>Variance since December 2016</b>	<b>(1.5%)</b>	<b>↓</b>



### ACTIVITY

Cumulative percentage of contracted UDA delivered 2017 & 2018



Month	Adjusted Scheduled Activity (UDA)	
	2017	2018
April	468	400
May	1,406	1,427
June	2,302	1,758
July	3,539	2,930
August	4,441	3,390
September	5,469	4,219
October	5,756	5,058
November	6,282	6,343
December	7,172	7,309
January	8,057	
February	9,168	
March	11,094	
April	12,243	
May	12,286	
June	12,286	

### QUALITY

	Quantity	Base Number	Contract	AT	Region	England
% of FP17s for the same patient ID Re-attending within 3 months - Children	75	1,210	6.2%	12.4%	12.9%	12.0%
% of FP17s for the same patient ID Re-attending within 3 months - Adults	167	1,856	9.0%	16.8%	16.5%	15.9%
% of FP17s for the same patient ID Re-attending between 3 & 9 months - Children	544	1,210	45.0%	57.3%	59.6%	58.0%
% of FP17s for the same patient ID Re-attending between 3 & 9 months - Adults	571	1,856	30.8%	50.6%	52.8%	50.5%
% of FP17s for Band 1 Urgent Courses	119	2,664	4.5%	10.2%	9.1%	9.0%
% of FP17s Relating to Free Repair or Replacements	8	2,664	0.3%	0.9%	1.0%	0.8%
% of FP17s Relating to Continuations	25	2,664	0.9%	1.0%	1.2%	1.1%
% of Patients satisfied with the dentistry they have received	2	2	N/A	91.8%	91.6%	91.5%
% of Patients satisfied with the time they had to wait for an appointment	2	2	N/A	88.2%	88.3%	87.9%

\* This is based on patients treated on this contract for their most recent course of treatment. Figures in italics indicate the base number of FP17s or Patient Questionnaire responses are less than 100. N/A is shown where the base number of responses is less than 10 during the period. % is calculated as Quantity/Base number\*100



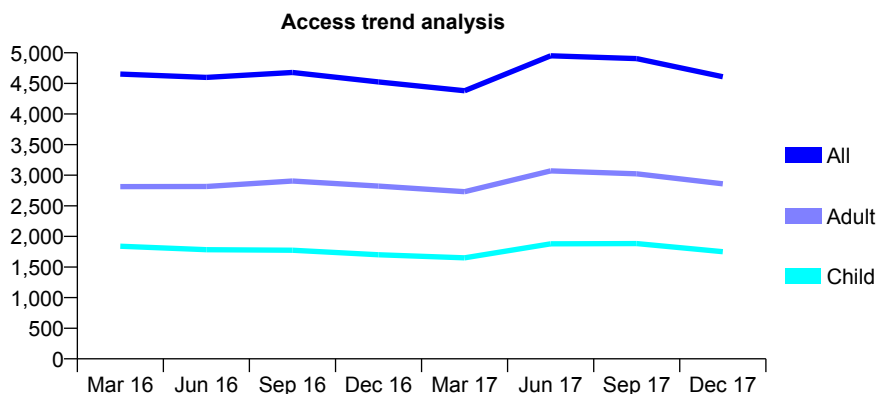
## Q46 - Vital Signs At a Glance Contract Report for 191809/0002 - December 2017

Name or company name	Swinton Practice Ltd
Contract type name	GDS Contract
Purpose of contract	General
Contract start date	01/07/2010
Contract end date	

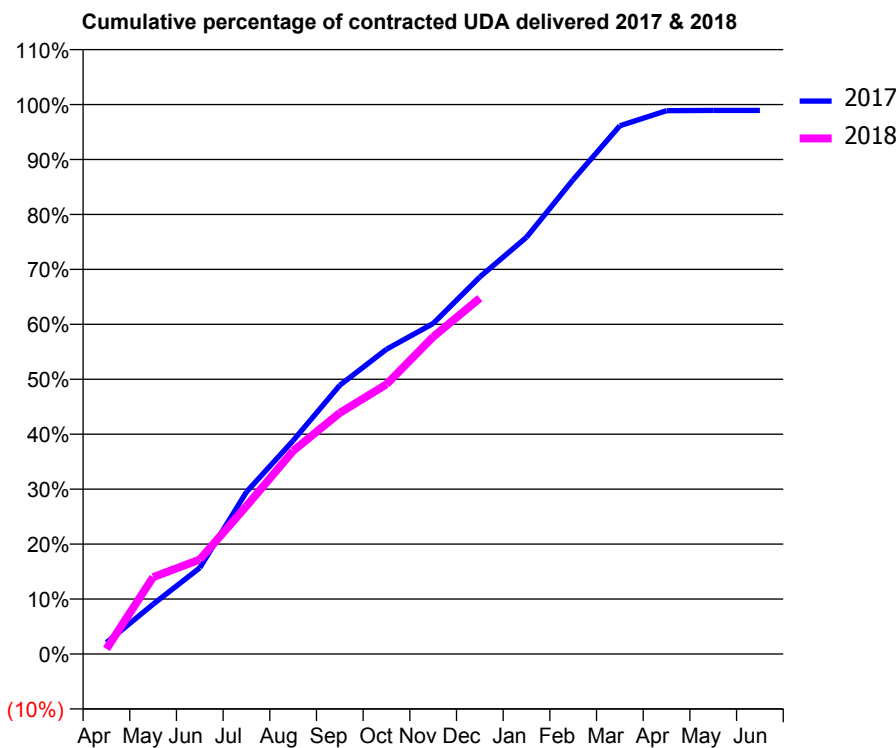
17/18 Contracted general activity (UDA)	14,721
Carry forward general activity (UDA)	160
17/18 Contracted orthodontic activity (UOA)	0
Carry forward orthodontic activity (UOA)	0
Baseline contract value	£354,724.37

### ACCESS\*

Patients seen in 24 months	Total	Change since previous quarter
Quarter ending December 2016	4,523	
Quarter ending March 2017	4,381	↓
Quarter ending June 2017	4,950	↑
Quarter ending September 2017	4,906	→
Quarter ending December 2017	4,610	↓
<b>Variance since December 2016</b>	<b>1.9%</b>	<b>→</b>



### ACTIVITY



Month	Adjusted Scheduled Activity (UDA)	
	2017	2018
April	306	136
May	1,335	2,059
June	2,310	2,531
July	4,342	3,965
August	5,718	5,442
September	7,201	6,462
October	8,165	7,227
November	8,853	8,496
December	10,099	9,532
January	11,166	
February	12,709	
March	14,151	
April	14,556	
May	14,561	
June	14,561	

### QUALITY

	Quantity	Base Number	Contract	AT	Region	England
% of FP17s for the same patient ID Re-attending within 3 months - Children	156	1,844	8.5%	12.4%	12.9%	12.0%
% of FP17s for the same patient ID Re-attending within 3 months - Adults	261	2,610	10.0%	16.8%	16.5%	15.9%
% of FP17s for the same patient ID Re-attending between 3 & 9 months - Children	832	1,844	45.1%	57.3%	59.6%	58.0%
% of FP17s for the same patient ID Re-attending between 3 & 9 months - Adults	901	2,610	34.5%	50.6%	52.8%	50.5%
% of FP17s for Band 1 Urgent Courses	307	4,279	7.2%	10.2%	9.1%	9.0%
% of FP17s Relating to Free Repair or Replacements	9	4,279	0.2%	0.9%	1.0%	0.8%
% of FP17s Relating to Continuations	12	4,279	0.3%	1.0%	1.2%	1.1%
% of Patients satisfied with the dentistry they have received	3	3	N/A	91.8%	91.6%	91.5%
% of Patients satisfied with the time they had to wait for an appointment	3	3	N/A	88.2%	88.3%	87.9%

\* This is based on patients treated on this contract for their most recent course of treatment. Figures in italics indicate the base number of FP17s or Patient Questionnaire responses are less than 100. N/A is shown where the base number of responses is less than 10 during the period. % is calculated as Quantity/Base number\*100

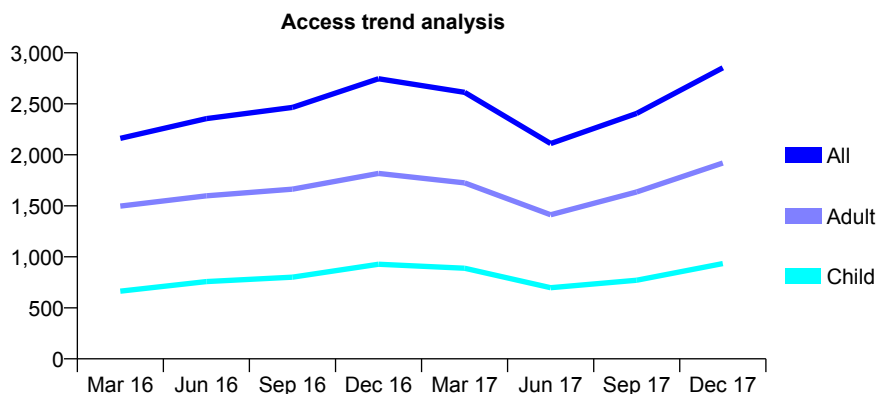
## Q46 - Vital Signs At a Glance Contract Report for 191809/0003 - December 2017

Name or company name	Swinton Practice Ltd
Contract type name	GDS Contract
Purpose of contract	General
Contract start date	01/07/2010
Contract end date	

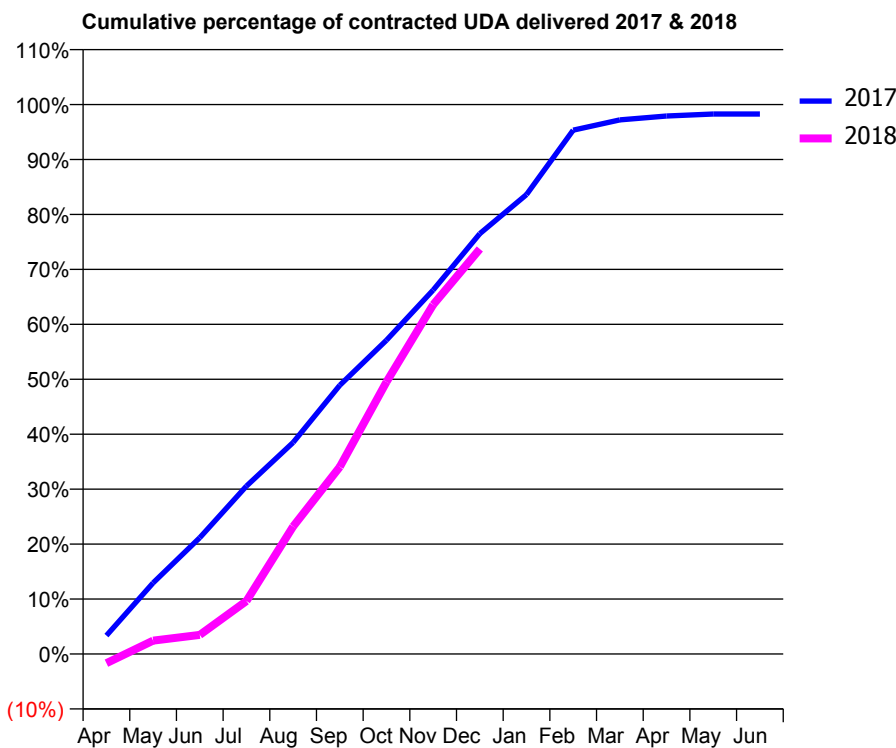
17/18 Contracted general activity (UDA)	7,840
Carry forward general activity (UDA)	135
17/18 Contracted orthodontic activity (UOA)	0
Carry forward orthodontic activity (UOA)	0
Baseline contract value	£167,715.21

### ACCESS\*

Patients seen in 24 months	Total	Change since previous quarter
Quarter ending December 2016	2,746	
Quarter ending March 2017	2,613	↓
Quarter ending June 2017	2,111	↓
Quarter ending September 2017	2,406	↑
Quarter ending December 2017	2,853	↑
<b>Variance since December 2016</b>	<b>3.9%</b>	<b>↑</b>



### ACTIVITY



Month	Adjusted Scheduled Activity (UDA)	
	2017	2018
April	264	-132
May	1,015	191
June	1,660	273
July	2,396	756
August	3,018	1,820
September	3,835	2,670
October	4,477	3,882
November	5,192	4,983
December	5,998	5,778
January	6,555	
February	7,473	
March	7,620	
April	7,675	
May	7,705	
June	7,705	

### QUALITY

	Quantity	Base Number	Contract	AT	Region	England
% of FP17s for the same patient ID Re-attending within 3 months - Children	25	745	3.4%	12.4%	12.9%	12.0%
% of FP17s for the same patient ID Re-attending within 3 months - Adults	102	1,564	6.5%	16.8%	16.5%	15.9%
% of FP17s for the same patient ID Re-attending between 3 & 9 months - Children	138	745	18.5%	57.3%	59.6%	58.0%
% of FP17s for the same patient ID Re-attending between 3 & 9 months - Adults	303	1,564	19.4%	50.6%	52.8%	50.5%
% of FP17s for Band 1 Urgent Courses	155	2,286	6.8%	10.2%	9.1%	9.0%
% of FP17s Relating to Free Repair or Replacements	4	2,286	0.2%	0.9%	1.0%	0.8%
% of FP17s Relating to Continuations	8	2,286	0.3%	1.0%	1.2%	1.1%
% of Patients satisfied with the dentistry they have received	2	2	N/A	91.8%	91.6%	91.5%
% of Patients satisfied with the time they had to wait for an appointment	2	2	N/A	88.2%	88.3%	87.9%

\* This is based on patients treated on this contract for their most recent course of treatment. Figures in italics indicate the base number of FP17s or Patient Questionnaire responses are less than 100. N/A is shown where the base number of responses is less than 10 during the period. % is calculated as Quantity/Base number\*100

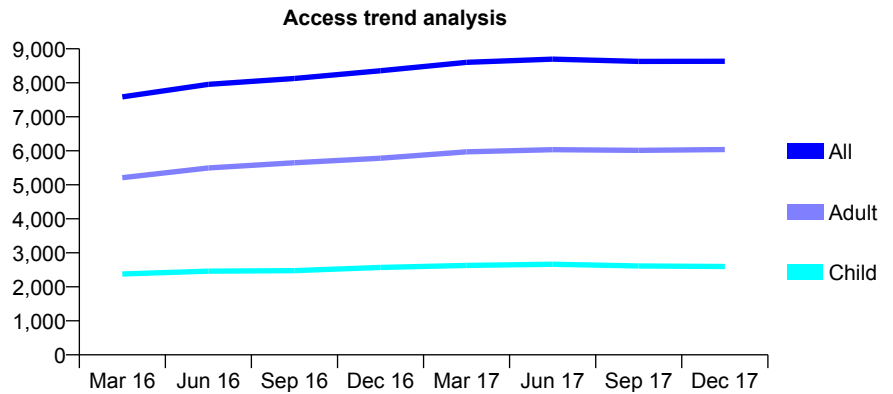
## Q46 - Vital Signs At a Glance Contract Report for 192007/0001 - December 2017

Name or company name	M60 Dental Care, Mrs D Doyle
Contract type name	GDS Contract
Purpose of contract	General
Contract start date	01/10/2014
Contract end date	

17/18 Contracted general activity (UDA)	24,397
Carry forward general activity (UDA)	269
17/18 Contracted orthodontic activity (UOA)	0
Carry forward orthodontic activity (UOA)	0
Baseline contract value	£664,702.67

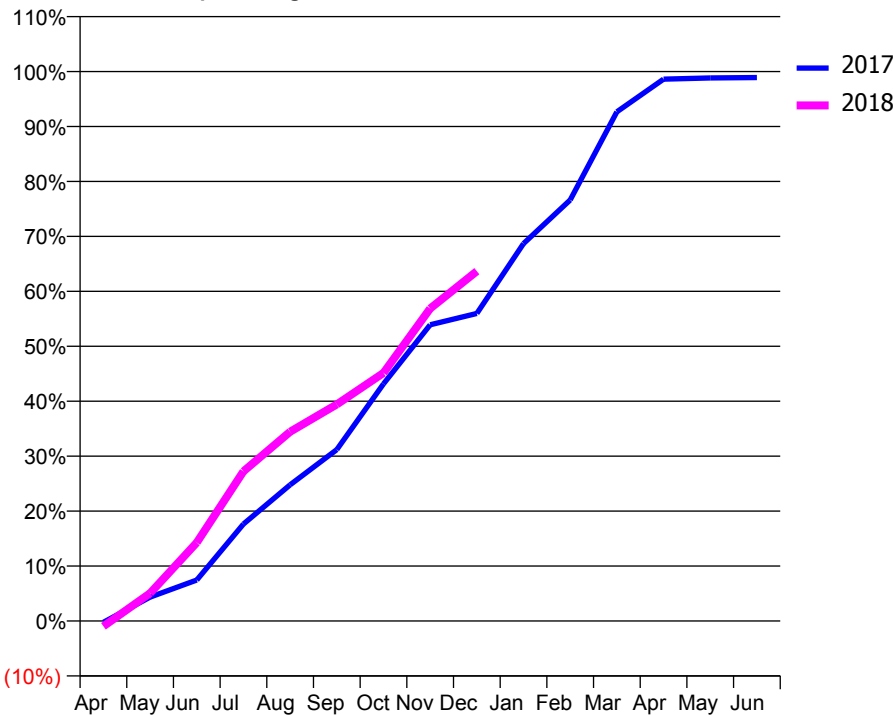
### ACCESS\*

Patients seen in 24 months	Total	Change since previous quarter
Quarter ending December 2016	8,354	
Quarter ending March 2017	8,600	↑
Quarter ending June 2017	8,697	→
Quarter ending September 2017	8,630	→
Quarter ending December 2017	8,634	→
<b>Variance since December 2016</b>	<b>3.4%</b>	<b>↑</b>



### ACTIVITY

Cumulative percentage of contracted UDA delivered 2017 & 2018



Month	Adjusted Scheduled Activity (UDA)	
	2017	2018
April	-63	-241
May	1,063	1,233
June	1,819	3,481
July	4,306	6,648
August	6,049	8,402
September	7,611	9,618
October	10,529	11,013
November	13,152	13,874
December	13,653	15,533
January	16,757	
February	18,693	
March	22,604	
April	24,060	
May	24,111	
June	24,128	

### QUALITY

	Quantity	Base Number	Contract	AT	Region	England
% of FP17s for the same patient ID Re-attending within 3 months - Children	226	3,028	7.5%	12.4%	12.9%	12.0%
% of FP17s for the same patient ID Re-attending within 3 months - Adults	798	5,853	13.6%	16.8%	16.5%	15.9%
% of FP17s for the same patient ID Re-attending between 3 & 9 months - Children	1,940	3,028	64.1%	57.3%	59.6%	58.0%
% of FP17s for the same patient ID Re-attending between 3 & 9 months - Adults	3,006	5,853	51.4%	50.6%	52.8%	50.5%
% of FP17s for Band 1 Urgent Courses	677	8,279	8.2%	10.2%	9.1%	9.0%
% of FP17s Relating to Free Repair or Replacements	57	8,279	0.7%	0.9%	1.0%	0.8%
% of FP17s Relating to Continuations	124	8,279	1.5%	1.0%	1.2%	1.1%
% of Patients satisfied with the dentistry they have received	21	23	91.3%	91.8%	91.6%	91.5%
% of Patients satisfied with the time they had to wait for an appointment	20	23	87.0%	88.2%	88.3%	87.9%

\* This is based on patients treated on this contract for their most recent course of treatment. Figures in italics indicate the base number of FP17s or Patient Questionnaire responses are less than 100. N/A is shown where the base number of responses is less than 10 during the period. % is calculated as Quantity/Base number\*100

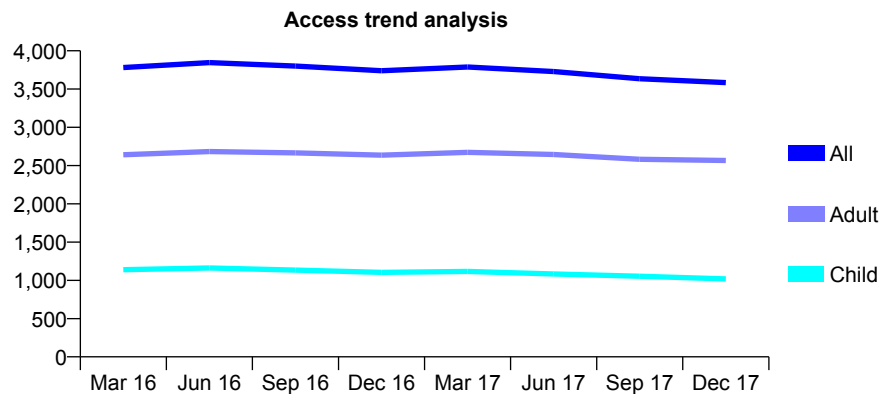
## Q46 - Vital Signs At a Glance Contract Report for 193453/0001 - December 2017

Name or company name	ICS Dental Ltd
Contract type name	GDS Contract
Purpose of contract	General
Contract start date	01/12/2013
Contract end date	

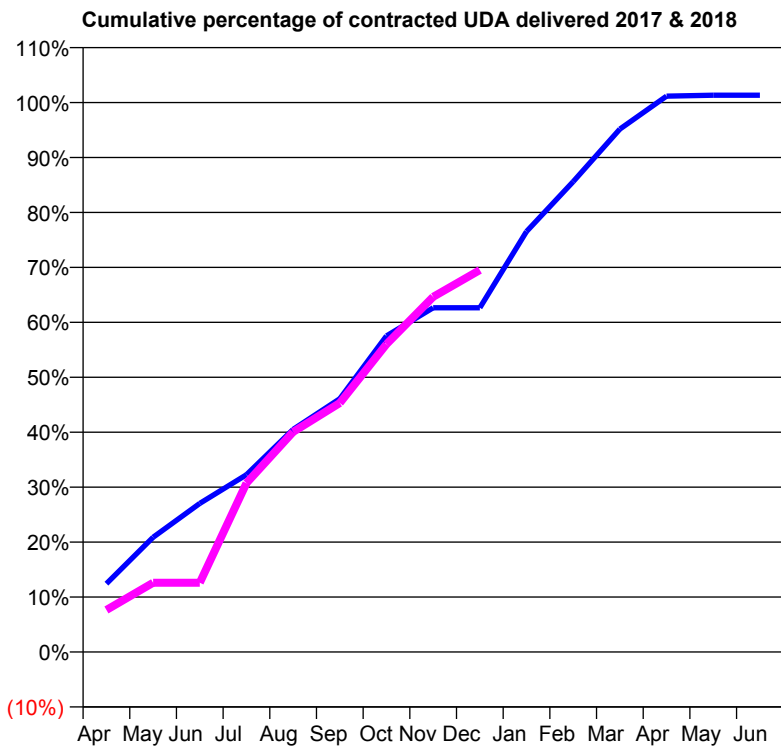
17/18 Contracted general activity (UDA)	8,000
Carry forward general activity (UDA)	-113
17/18 Contracted orthodontic activity (UOA)	0
Carry forward orthodontic activity (UOA)	0
Baseline contract value	£223,859.53

### ACCESS\*

Patients seen in 24 months	Total	Change since previous quarter
Quarter ending December 2016	3,740	
Quarter ending March 2017	3,789	→
Quarter ending June 2017	3,729	↓
Quarter ending September 2017	3,635	↓
Quarter ending December 2017	3,584	↓
<b>Variance since December 2016</b>	<b>(4.2%)</b>	<b>↓</b>



### ACTIVITY



Month	Adjusted Scheduled Activity (UDA)	
	2017	2018
April	1,057	612
May	1,774	1,008
June	2,298	1,008
July	2,742	2,459
August	3,442	3,205
September	3,916	3,625
October	4,888	4,482
November	5,323	5,171
December	5,323	5,561
January	6,502	
February	7,272	
March	8,085	
April	8,594	
May	8,609	
June	8,609	

### QUALITY

	Quantity	Base Number	Contract	AT	Region	England
% of FP17s for the same patient ID Re-attending within 3 months - Children	134	1,402	9.6%	12.4%	12.9%	12.0%
% of FP17s for the same patient ID Re-attending within 3 months - Adults	310	2,539	12.2%	16.8%	16.5%	15.9%
% of FP17s for the same patient ID Re-attending between 3 & 9 months - Children	994	1,402	70.9%	57.3%	59.6%	58.0%
% of FP17s for the same patient ID Re-attending between 3 & 9 months - Adults	1,139	2,539	44.9%	50.6%	52.8%	50.5%
% of FP17s for Band 1 Urgent Courses	238	3,022	7.9%	10.2%	9.1%	9.0%
% of FP17s Relating to Free Repair or Replacements	13	3,022	0.4%	0.9%	1.0%	0.8%
% of FP17s Relating to Continuations	7	3,022	0.2%	1.0%	1.2%	1.1%
% of Patients satisfied with the dentistry they have received	3	3	N/A	91.8%	91.6%	91.5%
% of Patients satisfied with the time they had to wait for an appointment	2	3	N/A	88.2%	88.3%	87.9%

\* This is based on patients treated on this contract for their most recent course of treatment. Figures in italics indicate the base number of FP17s or Patient Questionnaire responses are less than 100. N/A is shown where the base number of responses is less than 10 during the period. % is calculated as Quantity/Base number\*100

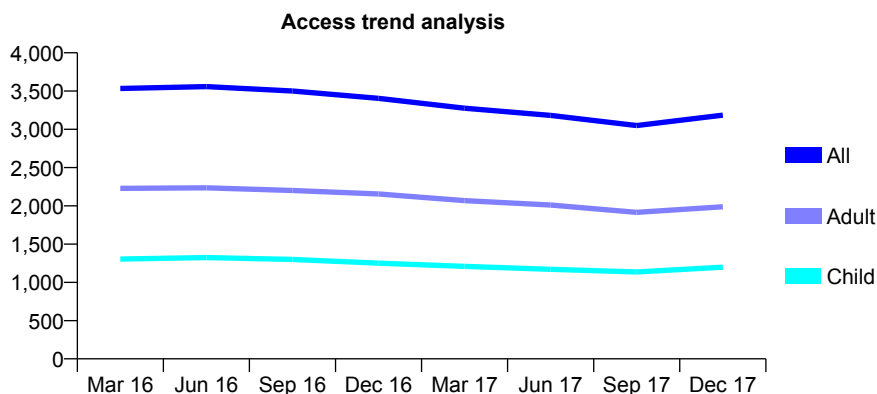
## Q46 - Vital Signs At a Glance Contract Report for 194093/0001 - December 2017

Name or company name	Ravat and Ray Dental Care (Fitton Hill) Ltd
Contract type name	GDS Contract
Purpose of contract	General
Contract start date	01/10/2013
Contract end date	

17/18 Contracted general activity (UDA)	10,000
Carry forward general activity (UDA)	-157
17/18 Contracted orthodontic activity (UOA)	0
Carry forward orthodontic activity (UOA)	0
Baseline contract value	£303,720.69

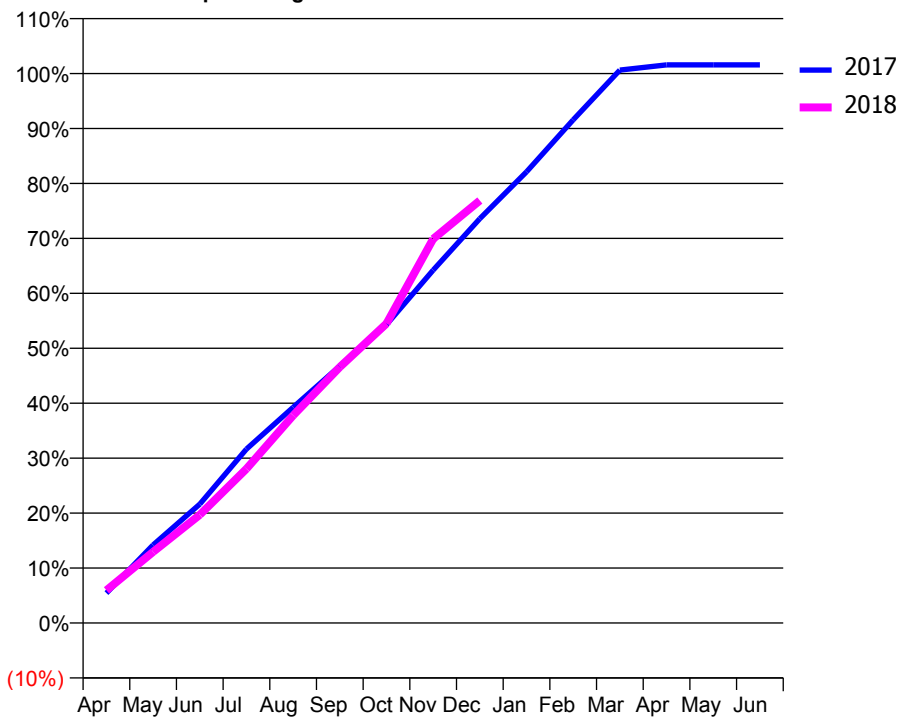
### ACCESS\*

Patients seen in 24 months	Total	Change since previous quarter
Quarter ending December 2016	3,405	
Quarter ending March 2017	3,276	↓
Quarter ending June 2017	3,182	↓
Quarter ending September 2017	3,050	↓
Quarter ending December 2017	3,186	↑
<b>Variance since December 2016</b>	<b>(6.4%)</b>	<b>↓</b>



### ACTIVITY

Cumulative percentage of contracted UDA delivered 2017 & 2018



Month	Adjusted Scheduled Activity (UDA)	
	2017	2018
April	545	596
May	1,421	1,296
June	2,162	1,969
July	3,167	2,807
August	3,926	3,777
September	4,678	4,659
October	5,431	5,450
November	6,421	6,989
December	7,359	7,689
January	8,212	
February	9,156	
March	10,062	
April	10,156	
May	10,157	
June	10,157	

### QUALITY

	Quantity	Base Number	Contract	AT	Region	England
% of FP17s for the same patient ID Re-attending within 3 months - Children	227	1,391	16.3%	12.4%	12.9%	12.0%
% of FP17s for the same patient ID Re-attending within 3 months - Adults	448	2,114	21.2%	16.8%	16.5%	15.9%
% of FP17s for the same patient ID Re-attending between 3 & 9 months - Children	725	1,391	52.1%	57.3%	59.6%	58.0%
% of FP17s for the same patient ID Re-attending between 3 & 9 months - Adults	1,137	2,114	53.8%	50.6%	52.8%	50.5%
% of FP17s for Band 1 Urgent Courses	422	3,478	12.1%	10.2%	9.1%	9.0%
% of FP17s Relating to Free Repair or Replacements	5	3,478	0.1%	0.9%	1.0%	0.8%
% of FP17s Relating to Continuations	1	3,478	0.0%	1.0%	1.2%	1.1%
% of Patients satisfied with the dentistry they have received	2	2	N/A	91.8%	91.6%	91.5%
% of Patients satisfied with the time they had to wait for an appointment	2	2	N/A	88.2%	88.3%	87.9%

\* This is based on patients treated on this contract for their most recent course of treatment. Figures in italics indicate the base number of FP17s or Patient Questionnaire responses are less than 100. N/A is shown where the base number of responses is less than 10 during the period. % is calculated as Quantity/Base number\*100

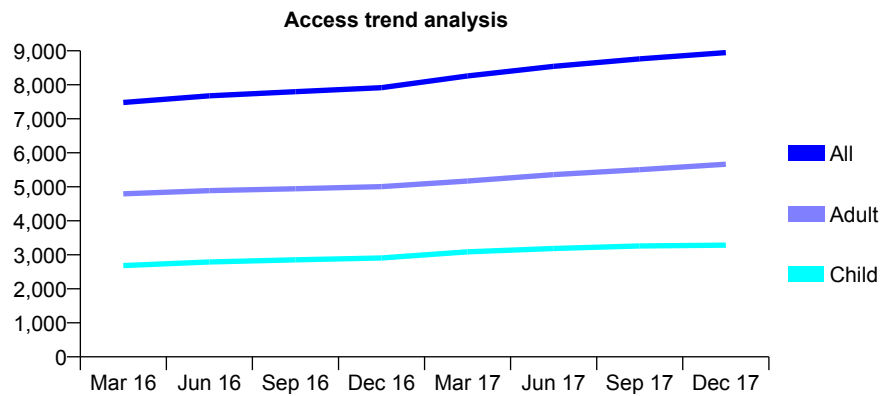
## Q46 - Vital Signs At a Glance Contract Report for 194875/0001 - December 2017

Name or company name	Park House Dental Practice
Contract type name	GDS Contract
Purpose of contract	General
Contract start date	01/09/2012
Contract end date	

17/18 Contracted general activity (UDA)	24,208
Carry forward general activity (UDA)	114
17/18 Contracted orthodontic activity (UOA)	0
Carry forward orthodontic activity (UOA)	0
Baseline contract value	£725,677.81

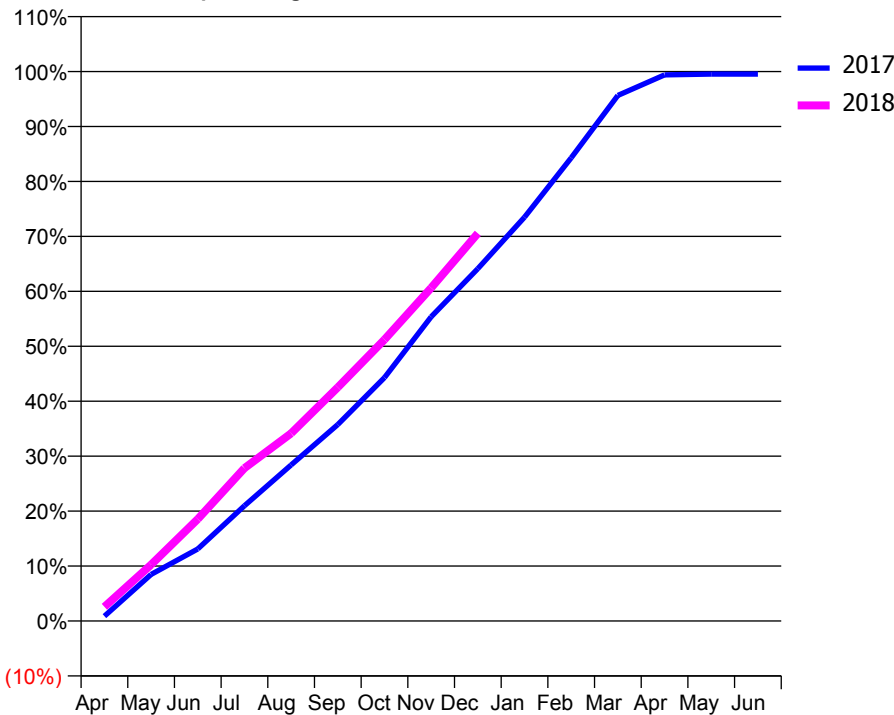
### ACCESS\*

Patients seen in 24 months	Total	Change since previous quarter
Quarter ending December 2016	7,915	
Quarter ending March 2017	8,259	↑
Quarter ending June 2017	8,545	↑
Quarter ending September 2017	8,764	↑
Quarter ending December 2017	8,949	↑
<b>Variance since December 2016</b>	<b>13.1%</b>	<b>↑</b>



### ACTIVITY

Cumulative percentage of contracted UDA delivered 2017 & 2018



Month	Adjusted Scheduled Activity (UDA)	
	2017	2018
April	217	626
May	2,052	2,484
June	3,174	4,493
July	5,078	6,736
August	6,876	8,268
September	8,656	10,293
October	10,723	12,400
November	13,404	14,676
December	15,525	17,078
January	17,793	
February	20,404	
March	23,154	
April	24,056	
May	24,092	
June	24,094	

### QUALITY

	Quantity	Base Number	Contract	AT	Region	England
% of FP17s for the same patient ID Re-attending within 3 months - Children	410	3,462	11.8%	12.4%	12.9%	12.0%
% of FP17s for the same patient ID Re-attending within 3 months - Adults	1,042	5,170	20.2%	16.8%	16.5%	15.9%
% of FP17s for the same patient ID Re-attending between 3 & 9 months - Children	1,826	3,462	52.7%	57.3%	59.6%	58.0%
% of FP17s for the same patient ID Re-attending between 3 & 9 months - Adults	1,815	5,170	35.1%	50.6%	52.8%	50.5%
% of FP17s for Band 1 Urgent Courses	1,057	8,271	12.8%	10.2%	9.1%	9.0%
% of FP17s Relating to Free Repair or Replacements	23	8,271	0.3%	0.9%	1.0%	0.8%
% of FP17s Relating to Continuations	88	8,271	1.1%	1.0%	1.2%	1.1%
% of Patients satisfied with the dentistry they have received	7	7	N/A	91.8%	91.6%	91.5%
% of Patients satisfied with the time they had to wait for an appointment	5	7	N/A	88.2%	88.3%	87.9%

\* This is based on patients treated on this contract for their most recent course of treatment. Figures in italics indicate the base number of FP17s or Patient Questionnaire responses are less than 100. N/A is shown where the base number of responses is less than 10 during the period. % is calculated as Quantity/Base number\*100

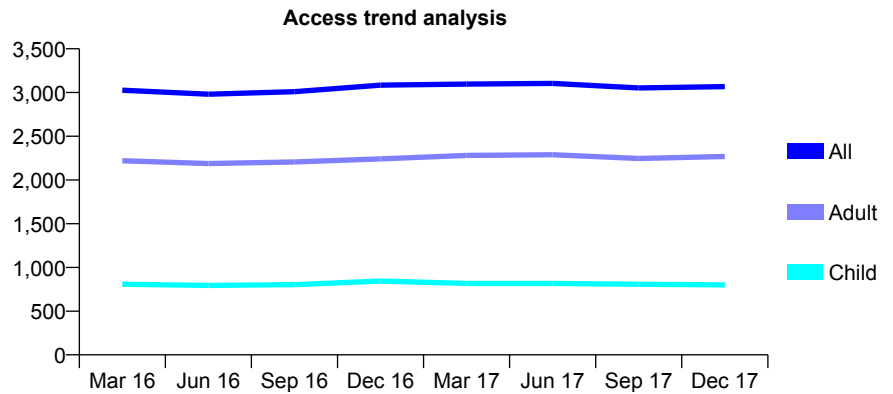
## Q46 - Vital Signs At a Glance Contract Report for 194964/0001 - December 2017

Name or company name	Atherton Dental Centre
Contract type name	GDS Contract
Purpose of contract	General
Contract start date	01/11/2013
Contract end date	

17/18 Contracted general activity (UDA)	8,583
Carry forward general activity (UDA)	-123
17/18 Contracted orthodontic activity (UOA)	0
Carry forward orthodontic activity (UOA)	0
Baseline contract value	£248,619.73

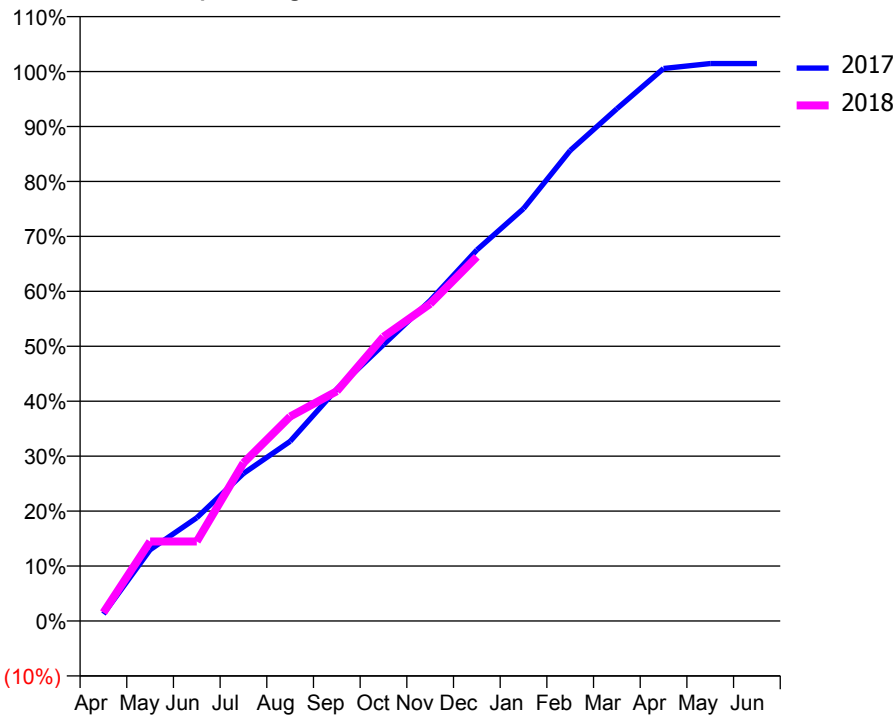
### ACCESS\*

Patients seen in 24 months	Total	Change since previous quarter
Quarter ending December 2016	3,085	
Quarter ending March 2017	3,097	→
Quarter ending June 2017	3,105	→
Quarter ending September 2017	3,052	↓
Quarter ending December 2017	3,068	→
<b>Variance since December 2016</b>	<b>(0.6%)</b>	<b>→</b>



### ACTIVITY

Cumulative percentage of contracted UDA delivered 2017 & 2018



Month	Adjusted Scheduled Activity (UDA)	
	2017	2018
April	109	132
May	1,114	1,242
June	1,614	1,242
July	2,304	2,469
August	2,806	3,194
September	3,623	3,590
October	4,317	4,439
November	5,005	4,955
December	5,795	5,689
January	6,442	
February	7,350	
March	8,001	
April	8,629	
May	8,706	
June	8,706	

### QUALITY

	Quantity	Base Number	Contract	AT	Region	England
% of FP17s for the same patient ID Re-attending within 3 months - Children	68	835	8.1%	12.4%	12.9%	12.0%
% of FP17s for the same patient ID Re-attending within 3 months - Adults	326	2,000	16.3%	16.8%	16.5%	15.9%
% of FP17s for the same patient ID Re-attending between 3 & 9 months - Children	432	835	51.7%	57.3%	59.6%	58.0%
% of FP17s for the same patient ID Re-attending between 3 & 9 months - Adults	814	2,000	40.7%	50.6%	52.8%	50.5%
% of FP17s for Band 1 Urgent Courses	455	2,532	18.0%	10.2%	9.1%	9.0%
% of FP17s Relating to Free Repair or Replacements	11	2,532	0.4%	0.9%	1.0%	0.8%
% of FP17s Relating to Continuations	30	2,532	1.2%	1.0%	1.2%	1.1%
% of Patients satisfied with the dentistry they have received	1	1	N/A	91.8%	91.6%	91.5%
% of Patients satisfied with the time they had to wait for an appointment	1	1	N/A	88.2%	88.3%	87.9%

\* This is based on patients treated on this contract for their most recent course of treatment. Figures in italics indicate the base number of FP17s or Patient Questionnaire responses are less than 100. N/A is shown where the base number of responses is less than 10 during the period. % is calculated as Quantity/Base number\*100

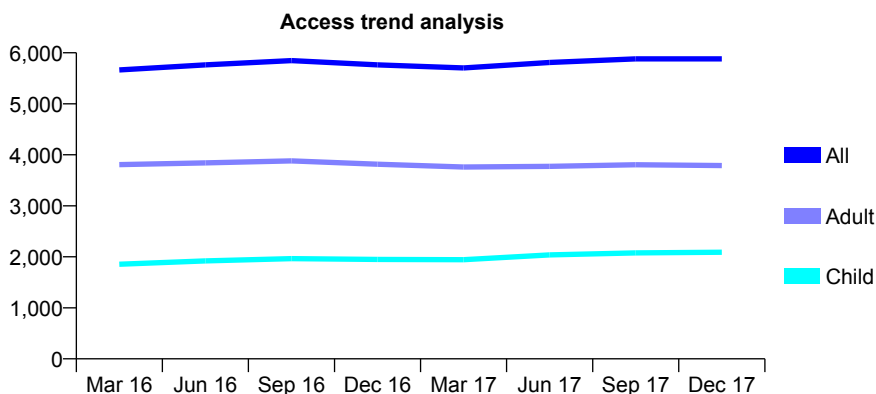
## Q46 - Vital Signs At a Glance Contract Report for 195839/0004 - December 2017

Name or company name	Derby St Dentist Ltd
Contract type name	GDS Contract
Purpose of contract	General
Contract start date	01/07/2013
Contract end date	

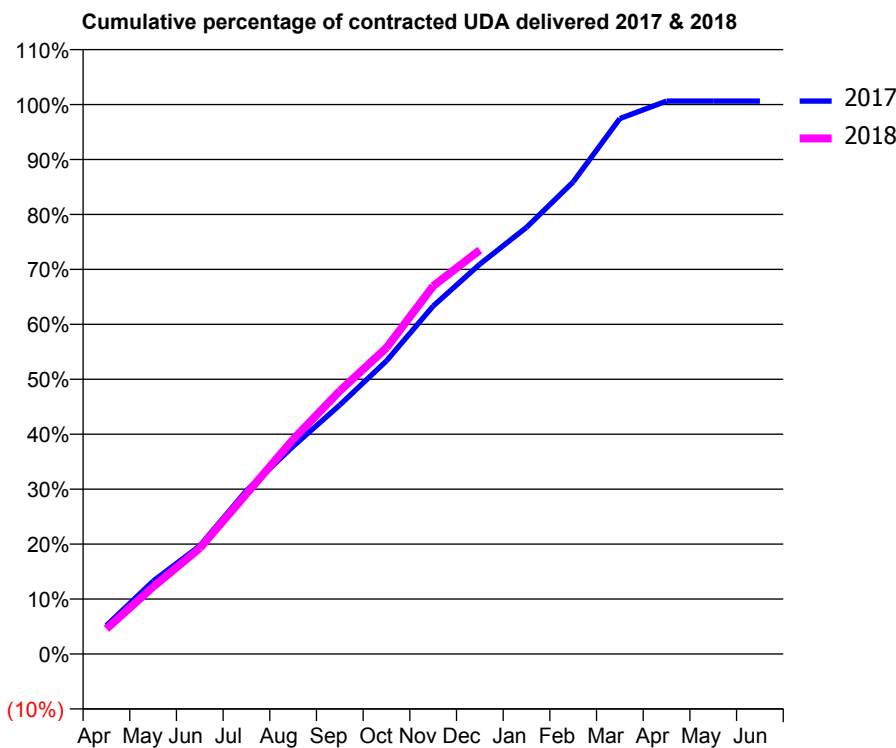
17/18 Contracted general activity (UDA)	18,033
Carry forward general activity (UDA)	-113
17/18 Contracted orthodontic activity (UOA)	0
Carry forward orthodontic activity (UOA)	0
Baseline contract value	£465,213.05

### ACCESS\*

Patients seen in 24 months	Total	Change since previous quarter
Quarter ending December 2016	5,764	
Quarter ending March 2017	5,703	↓
Quarter ending June 2017	5,811	→
Quarter ending September 2017	5,882	→
Quarter ending December 2017	5,880	→
<b>Variance since December 2016</b>	<b>2.0%</b>	<b>↑</b>



### ACTIVITY



Month	Adjusted Scheduled Activity (UDA)	
	2017	2018
April	950	825
May	2,431	2,202
June	3,609	3,473
July	5,454	5,260
August	6,927	7,042
September	8,309	8,635
October	9,781	10,050
November	11,607	12,076
December	13,008	13,259
January	14,235	
February	15,751	
March	17,862	
April	18,446	
May	18,446	
June	18,446	

### QUALITY

	Quantity	Base Number	Contract	AT	Region	England
% of FP17s for the same patient ID Re-attending within 3 months - Children	90	2,667	3.4%	12.4%	12.9%	12.0%
% of FP17s for the same patient ID Re-attending within 3 months - Adults	284	4,110	6.9%	16.8%	16.5%	15.9%
% of FP17s for the same patient ID Re-attending between 3 & 9 months - Children	1,915	2,667	71.8%	57.3%	59.6%	58.0%
% of FP17s for the same patient ID Re-attending between 3 & 9 months - Adults	2,601	4,110	63.3%	50.6%	52.8%	50.5%
% of FP17s for Band 1 Urgent Courses	372	6,530	5.7%	10.2%	9.1%	9.0%
% of FP17s Relating to Free Repair or Replacements	11	6,530	0.2%	0.9%	1.0%	0.8%
% of FP17s Relating to Continuations	23	6,530	0.4%	1.0%	1.2%	1.1%
% of Patients satisfied with the dentistry they have received	5	6	N/A	91.8%	91.6%	91.5%
% of Patients satisfied with the time they had to wait for an appointment	6	6	N/A	88.2%	88.3%	87.9%

\* This is based on patients treated on this contract for their most recent course of treatment. Figures in italics indicate the base number of FP17s or Patient Questionnaire responses are less than 100. N/A is shown where the base number of responses is less than 10 during the period. % is calculated as Quantity/Base number\*100



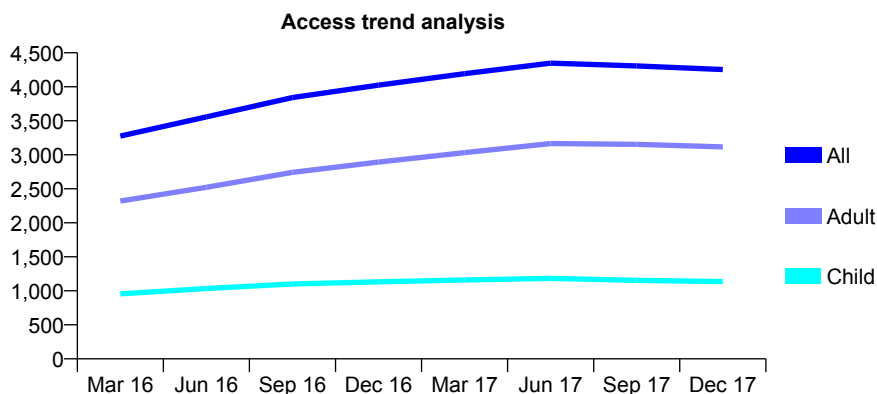
## Q46 - Vital Signs At a Glance Contract Report for 197858/0001 - December 2017

Name or company name	Ram Dental Ltd
Contract type name	GDS Contract
Purpose of contract	General
Contract start date	01/07/2015
Contract end date	

17/18 Contracted general activity (UDA)	15,554
Carry forward general activity (UDA)	-144
17/18 Contracted orthodontic activity (UOA)	0
Carry forward orthodontic activity (UOA)	0
Baseline contract value	£478,515.84

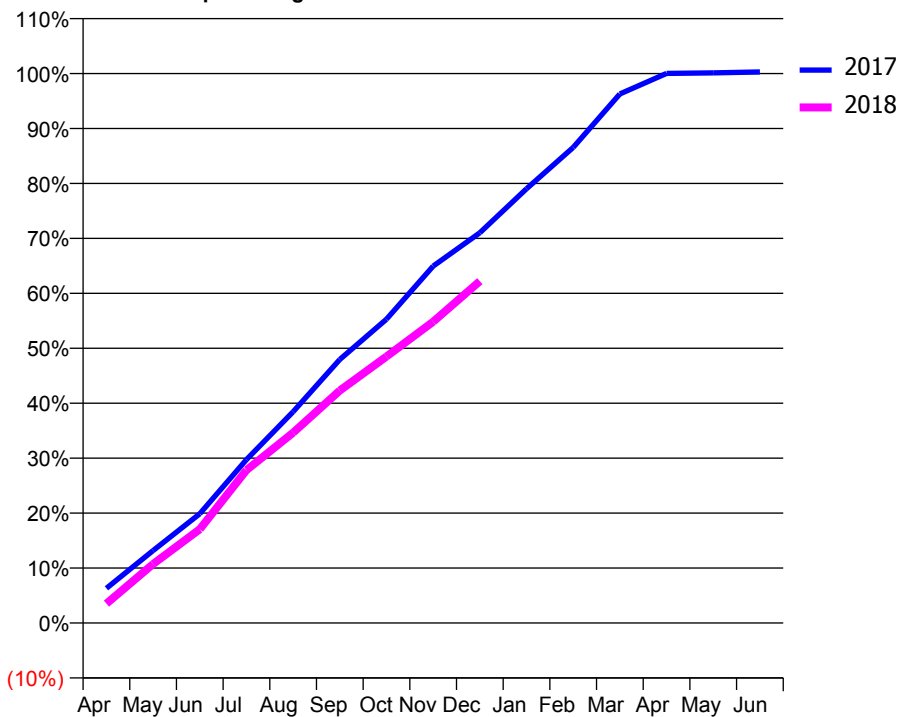
### ACCESS\*

Patients seen in 24 months	Total	Change since previous quarter
Quarter ending December 2016	4,025	
Quarter ending March 2017	4,193	↑
Quarter ending June 2017	4,348	↑
Quarter ending September 2017	4,306	→
Quarter ending December 2017	4,254	↓
<b>Variance since December 2016</b>	<b>5.7%</b>	<b>↑</b>



### ACTIVITY

Cumulative percentage of contracted UDA delivered 2017 & 2018



Month	Adjusted Scheduled Activity (UDA)	
	2017	2018
April	984	547
May	2,053	1,671
June	3,093	2,654
July	4,627	4,328
August	5,981	5,389
September	7,460	6,582
October	8,601	7,542
November	10,103	8,530
December	11,046	9,675
January	12,293	
February	13,463	
March	14,976	
April	15,558	
May	15,572	
June	15,599	

### QUALITY

	Quantity	Base Number	Contract	AT	Region	England
% of FP17s for the same patient ID Re-attending within 3 months - Children	108	1,412	7.6%	12.4%	12.9%	12.0%
% of FP17s for the same patient ID Re-attending within 3 months - Adults	559	3,283	17.0%	16.8%	16.5%	15.9%
% of FP17s for the same patient ID Re-attending between 3 & 9 months - Children	1,036	1,412	73.4%	57.3%	59.6%	58.0%
% of FP17s for the same patient ID Re-attending between 3 & 9 months - Adults	1,846	3,283	56.2%	50.6%	52.8%	50.5%
% of FP17s for Band 1 Urgent Courses	538	4,455	12.1%	10.2%	9.1%	9.0%
% of FP17s Relating to Free Repair or Replacements	20	4,455	0.4%	0.9%	1.0%	0.8%
% of FP17s Relating to Continuations	44	4,455	1.0%	1.0%	1.2%	1.1%
% of Patients satisfied with the dentistry they have received	2	2	N/A	91.8%	91.6%	91.5%
% of Patients satisfied with the time they had to wait for an appointment	2	2	N/A	88.2%	88.3%	87.9%

\* This is based on patients treated on this contract for their most recent course of treatment. Figures in italics indicate the base number of FP17s or Patient Questionnaire responses are less than 100. N/A is shown where the base number of responses is less than 10 during the period. % is calculated as Quantity/Base number\*100

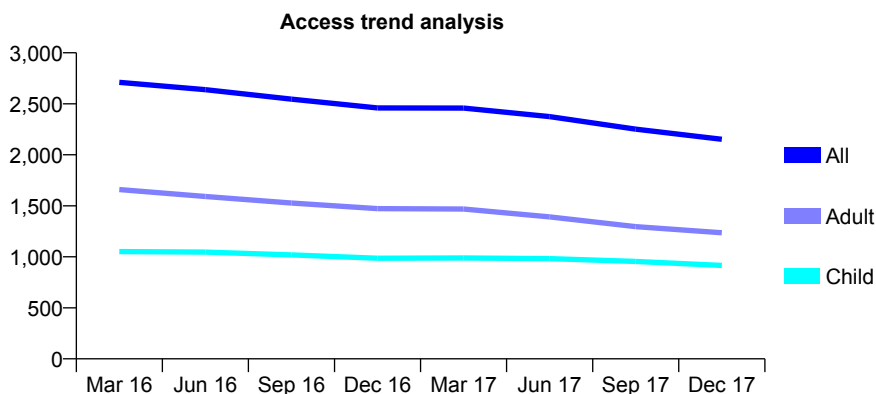
## Q46 - Vital Signs At a Glance Contract Report for 198129/0001 - December 2017

Name or company name	Synergy Dental Clinic Bolton Ltd
Contract type name	GDS Contract
Purpose of contract	General
Contract start date	01/09/2013
Contract end date	

17/18 Contracted general activity (UDA)	5,890
Carry forward general activity (UDA)	0
17/18 Contracted orthodontic activity (UOA)	0
Carry forward orthodontic activity (UOA)	0
Baseline contract value	£146,154.21

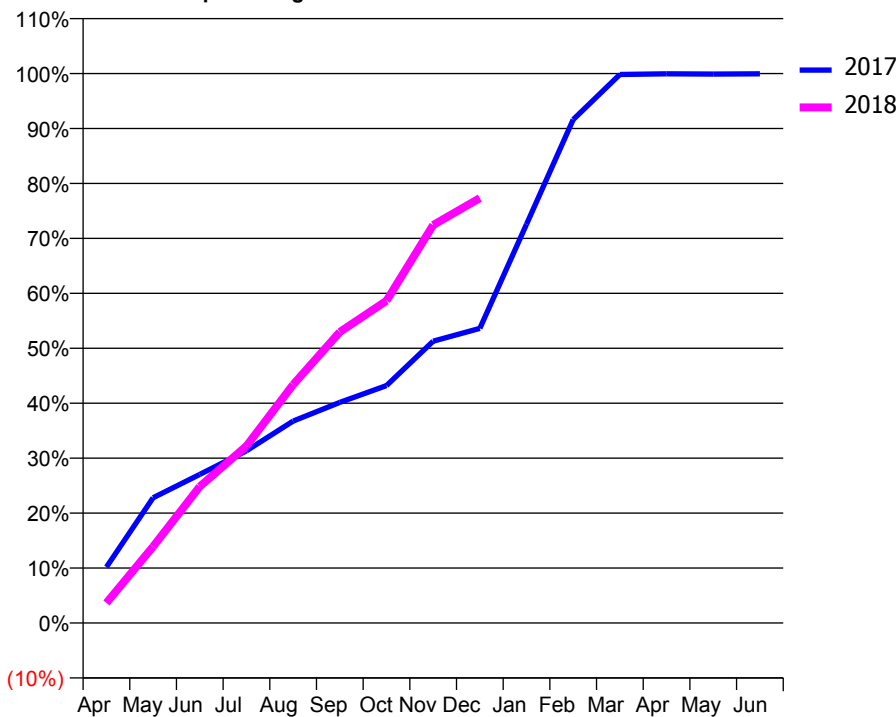
### ACCESS\*

Patients seen in 24 months	Total	Change since previous quarter
Quarter ending December 2016	2,459	
Quarter ending March 2017	2,458	→
Quarter ending June 2017	2,374	↓
Quarter ending September 2017	2,251	↓
Quarter ending December 2017	2,152	↓
<b>Variance since December 2016</b>	<b>(12.5%)</b>	<b>↓</b>



### ACTIVITY

Cumulative percentage of contracted UDA delivered 2017 & 2018



Month	Adjusted Scheduled Activity (UDA)	
	2017	2018
April	651	215
May	1,456	820
June	1,728	1,462
July	2,002	1,898
August	2,348	2,555
September	2,564	3,120
October	2,759	3,454
November	3,275	4,266
December	3,424	4,555
January	4,634	
February	5,851	
March	6,375	
April	6,382	
May	6,379	
June	6,382	

### QUALITY

	Quantity	Base Number	Contract	AT	Region	England
% of FP17s for the same patient ID Re-attending within 3 months - Children	69	1,012	6.8%	12.4%	12.9%	12.0%
% of FP17s for the same patient ID Re-attending within 3 months - Adults	146	1,067	13.7%	16.8%	16.5%	15.9%
% of FP17s for the same patient ID Re-attending between 3 & 9 months - Children	631	1,012	62.4%	57.3%	59.6%	58.0%
% of FP17s for the same patient ID Re-attending between 3 & 9 months - Adults	569	1,067	53.3%	50.6%	52.8%	50.5%
% of FP17s for Band 1 Urgent Courses	100	2,072	4.8%	10.2%	9.1%	9.0%
% of FP17s Relating to Free Repair or Replacements	4	2,072	0.2%	0.9%	1.0%	0.8%
% of FP17s Relating to Continuations	1	2,072	0.0%	1.0%	1.2%	1.1%
% of Patients satisfied with the dentistry they have received	1	2	N/A	91.8%	91.6%	91.5%
% of Patients satisfied with the time they had to wait for an appointment	0	2	N/A	88.2%	88.3%	87.9%

\* This is based on patients treated on this contract for their most recent course of treatment. Figures in italics indicate the base number of FP17s or Patient Questionnaire responses are less than 100. N/A is shown where the base number of responses is less than 10 during the period. % is calculated as Quantity/Base number\*100

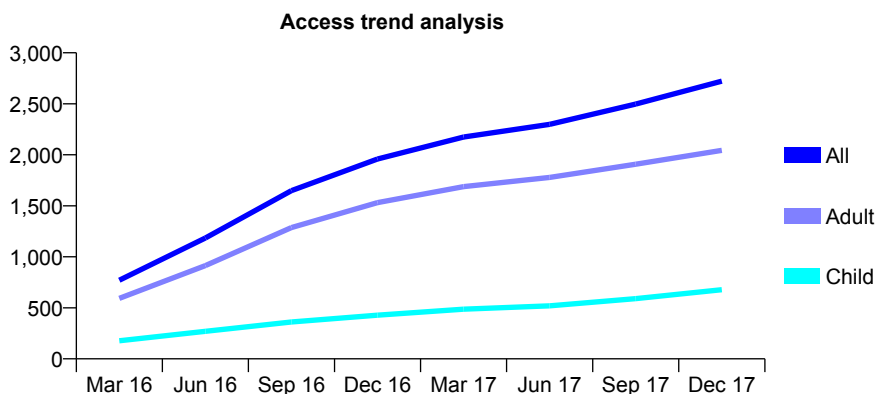
## Q46 - Vital Signs At a Glance Contract Report for 198315/0001 - December 2017

Name or company name	Mrs S Riaz
Contract type name	GDS Contract
Purpose of contract	General
Contract start date	18/01/2016
Contract end date	

17/18 Contracted general activity (UDA)	7,201
Carry forward general activity (UDA)	-19
17/18 Contracted orthodontic activity (UOA)	0
Carry forward orthodontic activity (UOA)	0
Baseline contract value	£195,265.40

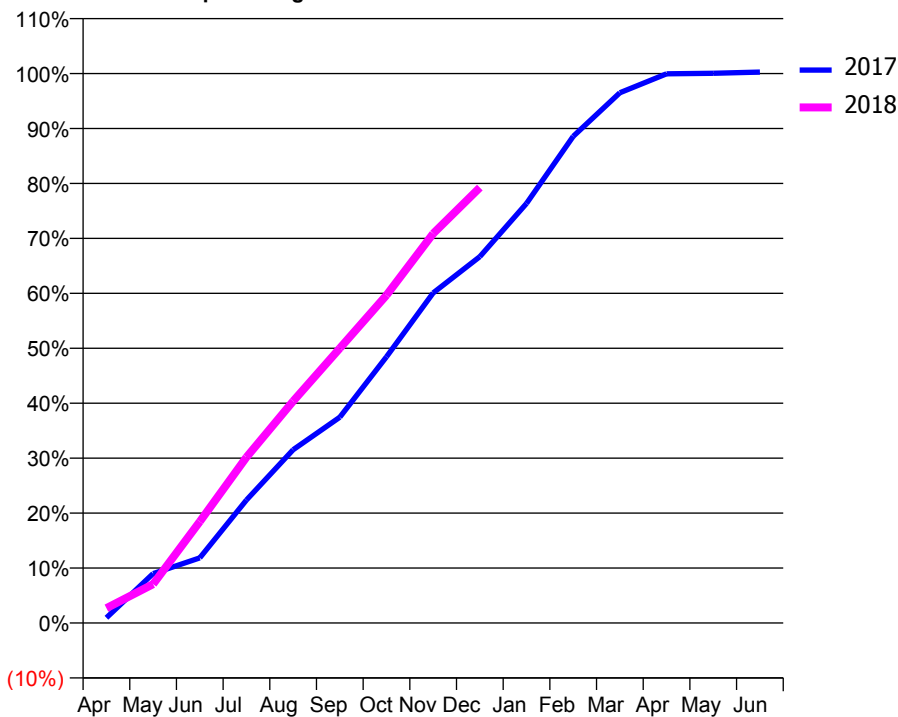
### ACCESS\*

Patients seen in 24 months	Total	Change since previous quarter
Quarter ending December 2016	1,959	
Quarter ending March 2017	2,175	↑
Quarter ending June 2017	2,299	↑
Quarter ending September 2017	2,498	↑
Quarter ending December 2017	2,722	↑
<b>Variance since December 2016</b>	<b>38.9%</b>	<b>↑</b>



### ACTIVITY

**Cumulative percentage of contracted UDA delivered 2017 & 2018**



Month	Adjusted Scheduled Activity (UDA)	
	2017	2018
April	68	195
May	648	510
June	854	1,329
July	1,612	2,172
August	2,272	2,907
September	2,697	3,600
October	3,489	4,297
November	4,326	5,103
December	4,801	5,706
January	5,499	
February	6,378	
March	6,948	
April	7,197	
May	7,204	
June	7,220	

### QUALITY

	Quantity	Base Number	Contract	AT	Region	England
% of FP17s for the same patient ID Re-attending within 3 months - Children	94	843	11.2%	12.4%	12.9%	12.0%
% of FP17s for the same patient ID Re-attending within 3 months - Adults	287	1,983	14.5%	16.8%	16.5%	15.9%
% of FP17s for the same patient ID Re-attending between 3 & 9 months - Children	417	843	49.5%	57.3%	59.6%	58.0%
% of FP17s for the same patient ID Re-attending between 3 & 9 months - Adults	991	1,983	50.0%	50.6%	52.8%	50.5%
% of FP17s for Band 1 Urgent Courses	116	2,670	4.3%	10.2%	9.1%	9.0%
% of FP17s Relating to Free Repair or Replacements	23	2,670	0.9%	0.9%	1.0%	0.8%
% of FP17s Relating to Continuations	37	2,670	1.4%	1.0%	1.2%	1.1%
% of Patients satisfied with the dentistry they have received	3	3	N/A	91.8%	91.6%	91.5%
% of Patients satisfied with the time they had to wait for an appointment	3	3	N/A	88.2%	88.3%	87.9%

\* This is based on patients treated on this contract for their most recent course of treatment. Figures in italics indicate the base number of FP17s or Patient Questionnaire responses are less than 100. N/A is shown where the base number of responses is less than 10 during the period. % is calculated as Quantity/Base number\*100

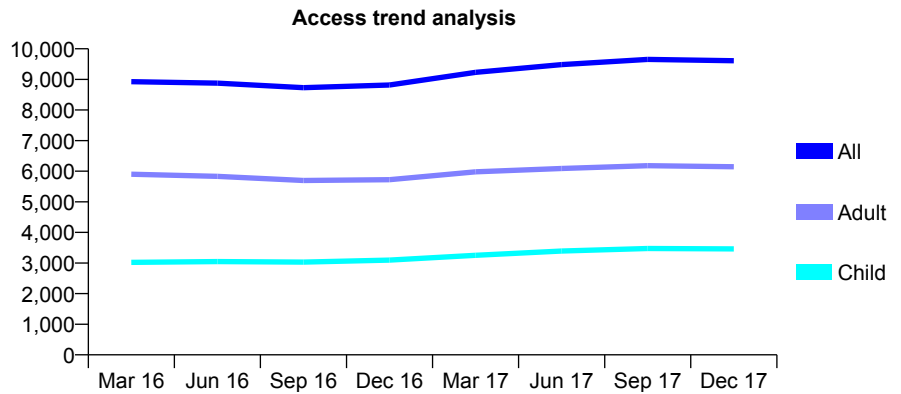
## Q46 - Vital Signs At a Glance Contract Report for 198889/0001 - December 2017

Name or company name	Kings Dental Centre
Contract type name	GDS Contract
Purpose of contract	General
Contract start date	15/04/2014
Contract end date	

17/18 Contracted general activity (UDA)	24,916
Carry forward general activity (UDA)	547
17/18 Contracted orthodontic activity (UOA)	0
Carry forward orthodontic activity (UOA)	0
Baseline contract value	£817,995.60

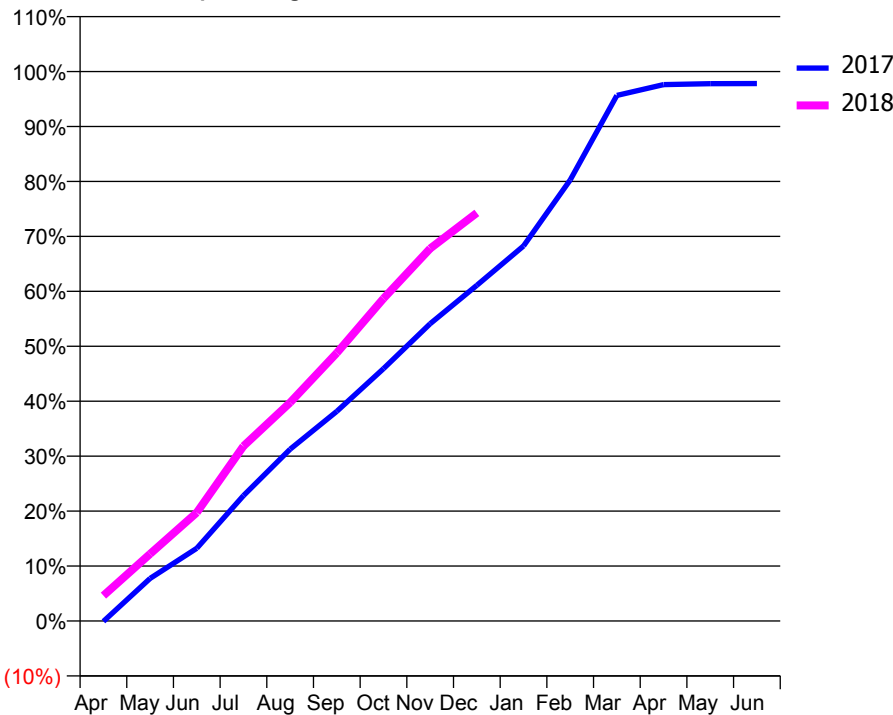
### ACCESS\*

Patients seen in 24 months	Total	Change since previous quarter
Quarter ending December 2016	8,817	
Quarter ending March 2017	9,233	↑
Quarter ending June 2017	9,483	↑
Quarter ending September 2017	9,655	→
Quarter ending December 2017	9,611	→
<b>Variance since December 2016</b>	<b>9.0%</b>	<b>↑</b>



### ACTIVITY

Cumulative percentage of contracted UDA delivered 2017 & 2018



Month	Adjusted Scheduled Activity (UDA)	
	2017	2018
April	-22	1,155
May	1,930	3,042
June	3,299	4,918
July	5,688	7,930
August	7,789	9,906
September	9,509	12,155
October	11,442	14,621
November	13,478	16,891
December	15,220	18,506
January	17,005	
February	20,001	
March	23,832	
April	24,321	
May	24,366	
June	24,369	

### QUALITY

	Quantity	Base Number	Contract	AT	Region	England
% of FP17s for the same patient ID Re-attending within 3 months - Children	323	2,884	11.2%	12.4%	12.9%	12.0%
% of FP17s for the same patient ID Re-attending within 3 months - Adults	880	4,935	17.8%	16.8%	16.5%	15.9%
% of FP17s for the same patient ID Re-attending between 3 & 9 months - Children	1,080	2,884	37.4%	57.3%	59.6%	58.0%
% of FP17s for the same patient ID Re-attending between 3 & 9 months - Adults	1,664	4,935	33.7%	50.6%	52.8%	50.5%
% of FP17s for Band 1 Urgent Courses	872	7,585	11.5%	10.2%	9.1%	9.0%
% of FP17s Relating to Free Repair or Replacements	62	7,585	0.8%	0.9%	1.0%	0.8%
% of FP17s Relating to Continuations	50	7,585	0.7%	1.0%	1.2%	1.1%
% of Patients satisfied with the dentistry they have received	3	4	N/A	91.8%	91.6%	91.5%
% of Patients satisfied with the time they had to wait for an appointment	3	4	N/A	88.2%	88.3%	87.9%

\* This is based on patients treated on this contract for their most recent course of treatment. Figures in italics indicate the base number of FP17s or Patient Questionnaire responses are less than 100. N/A is shown where the base number of responses is less than 10 during the period. % is calculated as Quantity/Base number\*100

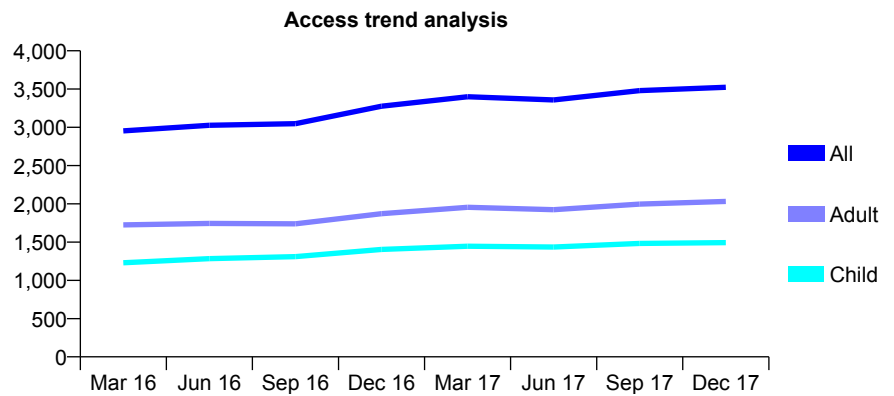
## Q46 - Vital Signs At a Glance Contract Report for 199664/0001 - December 2017

Name or company name	Charlestown Dental Practice Ltd
Contract type name	GDS Contract
Purpose of contract	General
Contract start date	01/10/2010
Contract end date	

17/18 Contracted general activity (UDA)	10,000
Carry forward general activity (UDA)	-45
17/18 Contracted orthodontic activity (UOA)	0
Carry forward orthodontic activity (UOA)	0
Baseline contract value	£279,510.77

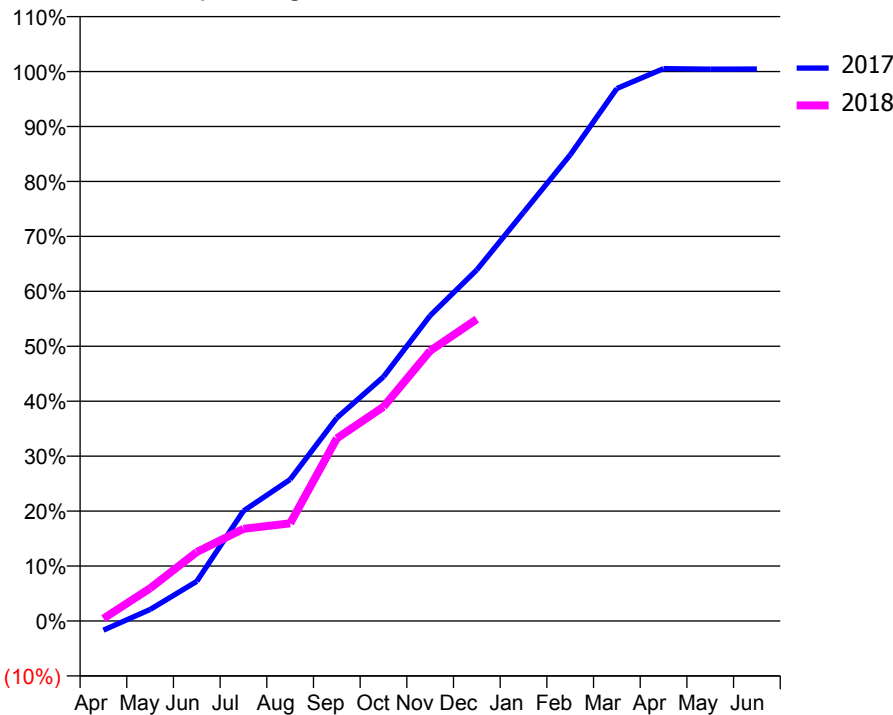
### ACCESS\*

Patients seen in 24 months	Total	Change since previous quarter
Quarter ending December 2016	3,275	
Quarter ending March 2017	3,400	↑
Quarter ending June 2017	3,358	↓
Quarter ending September 2017	3,479	↑
Quarter ending December 2017	3,524	→
<b>Variance since December 2016</b>	<b>7.6%</b>	<b>↑</b>



### ACTIVITY

Cumulative percentage of contracted UDA delivered 2017 & 2018



Month	Adjusted Scheduled Activity (UDA)	
	2017	2018
April	-168	45
May	210	596
June	722	1,256
July	2,004	1,678
August	2,576	1,778
September	3,697	3,324
October	4,445	3,898
November	5,558	4,917
December	6,390	5,492
January	7,437	
February	8,484	
March	9,692	
April	10,052	
May	10,044	
June	10,045	

### QUALITY

	Quantity	Base Number	Contract	AT	Region	England
% of FP17s for the same patient ID Re-attending within 3 months - Children	170	1,366	12.4%	12.4%	12.9%	12.0%
% of FP17s for the same patient ID Re-attending within 3 months - Adults	298	1,559	19.1%	16.8%	16.5%	15.9%
% of FP17s for the same patient ID Re-attending between 3 & 9 months - Children	687	1,366	50.3%	57.3%	59.6%	58.0%
% of FP17s for the same patient ID Re-attending between 3 & 9 months - Adults	529	1,559	33.9%	50.6%	52.8%	50.5%
% of FP17s for Band 1 Urgent Courses	416	2,070	20.1%	10.2%	9.1%	9.0%
% of FP17s Relating to Free Repair or Replacements	4	2,070	0.2%	0.9%	1.0%	0.8%
% of FP17s Relating to Continuations	7	2,070	0.3%	1.0%	1.2%	1.1%
% of Patients satisfied with the dentistry they have received	1	1	N/A	91.8%	91.6%	91.5%
% of Patients satisfied with the time they had to wait for an appointment	1	1	N/A	88.2%	88.3%	87.9%

\* This is based on patients treated on this contract for their most recent course of treatment. Figures in italics indicate the base number of FP17s or Patient Questionnaire responses are less than 100. N/A is shown where the base number of responses is less than 10 during the period. % is calculated as Quantity/Base number\*100

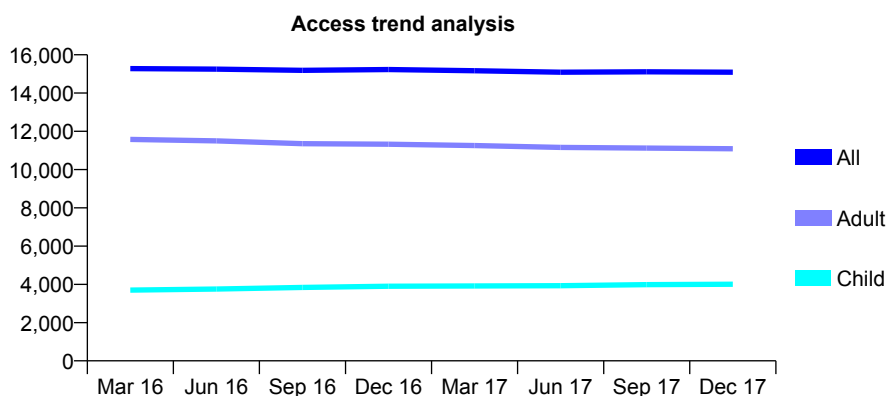
## Q46 - Vital Signs At a Glance Contract Report for 199893/0001 - December 2017

Name or company name	Wallace, Thomas, Hobson & Emmett Ltd
Contract type name	GDS Contract
Purpose of contract	General
Contract start date	01/04/2008
Contract end date	

17/18 Contracted general activity (UDA)	43,279
Carry forward general activity (UDA)	-515
17/18 Contracted orthodontic activity (UOA)	0
Carry forward orthodontic activity (UOA)	0
Baseline contract value	£1,440,774.27

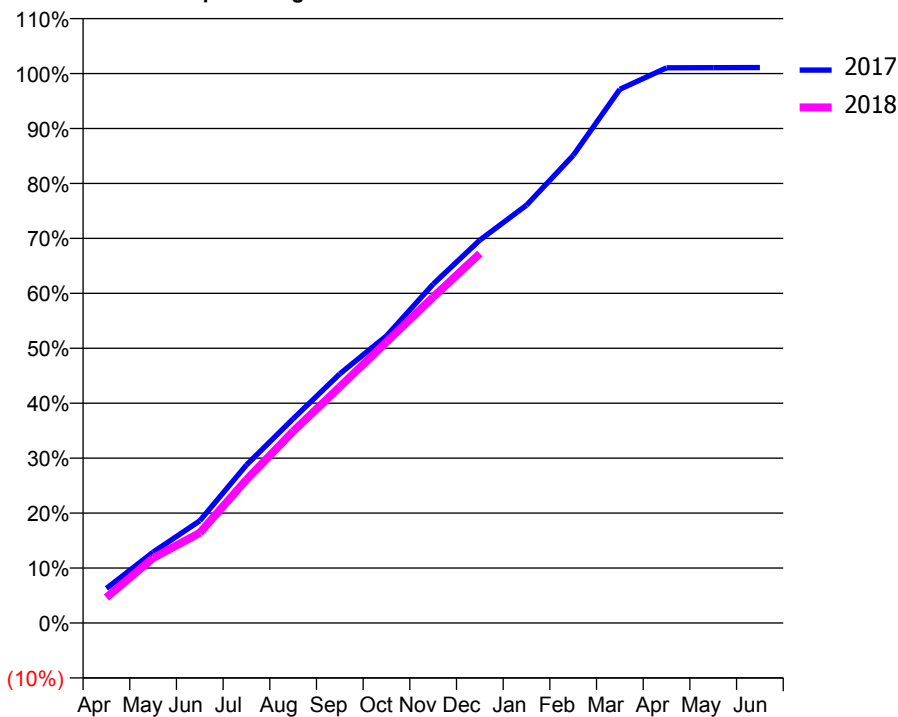
### ACCESS\*

Patients seen in 24 months	Total	Change since previous quarter
Quarter ending December 2016	15,227	
Quarter ending March 2017	15,169	→
Quarter ending June 2017	15,088	→
Quarter ending September 2017	15,109	→
Quarter ending December 2017	15,093	→
<b>Variance since December 2016</b>	<b>(0.9%)</b>	→



### ACTIVITY

Cumulative percentage of contracted UDA delivered 2017 & 2018



### QUALITY

	Quantity	Base Number	Contract	AT	Region	England
% of FP17s for the same patient ID Re-attending within 3 months - Children	564	4,860	11.6%	12.4%	12.9%	12.0%
% of FP17s for the same patient ID Re-attending within 3 months - Adults	1,762	12,536	14.1%	16.8%	16.5%	15.9%
% of FP17s for the same patient ID Re-attending between 3 & 9 months - Children	2,760	4,860	56.8%	57.3%	59.6%	58.0%
% of FP17s for the same patient ID Re-attending between 3 & 9 months - Adults	7,242	12,536	57.8%	50.6%	52.8%	50.5%
% of FP17s for Band 1 Urgent Courses	1,676	16,594	10.1%	10.2%	9.1%	9.0%
% of FP17s Relating to Free Repair or Replacements	126	16,594	0.8%	0.9%	1.0%	0.8%
% of FP17s Relating to Continuations	20	16,594	0.1%	1.0%	1.2%	1.1%
% of Patients satisfied with the dentistry they have received	13	13	100.0%	91.8%	91.6%	91.5%
% of Patients satisfied with the time they had to wait for an appointment	13	13	100.0%	88.2%	88.3%	87.9%

\* This is based on patients treated on this contract for their most recent course of treatment. Figures in italics indicate the base number of FP17s or Patient Questionnaire responses are less than 100. N/A is shown where the base number of responses is less than 10 during the period. % is calculated as Quantity/Base number\*100

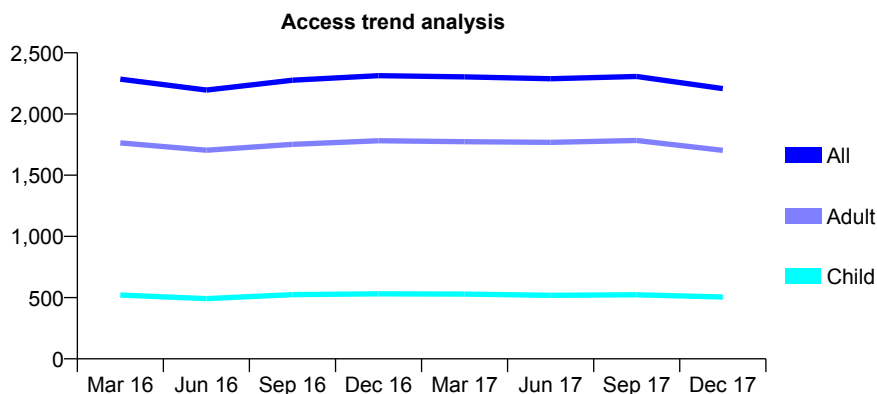
## Q46 - Vital Signs At a Glance Contract Report for 213497/0001 - December 2017

Name or company name	MR N LARAH
Contract type name	GDS Contract
Purpose of contract	General
Contract start date	01/04/2006
Contract end date	

17/18 Contracted general activity (UDA)	7,800
Carry forward general activity (UDA)	0
17/18 Contracted orthodontic activity (UOA)	0
Carry forward orthodontic activity (UOA)	0
Baseline contract value	£203,485.41

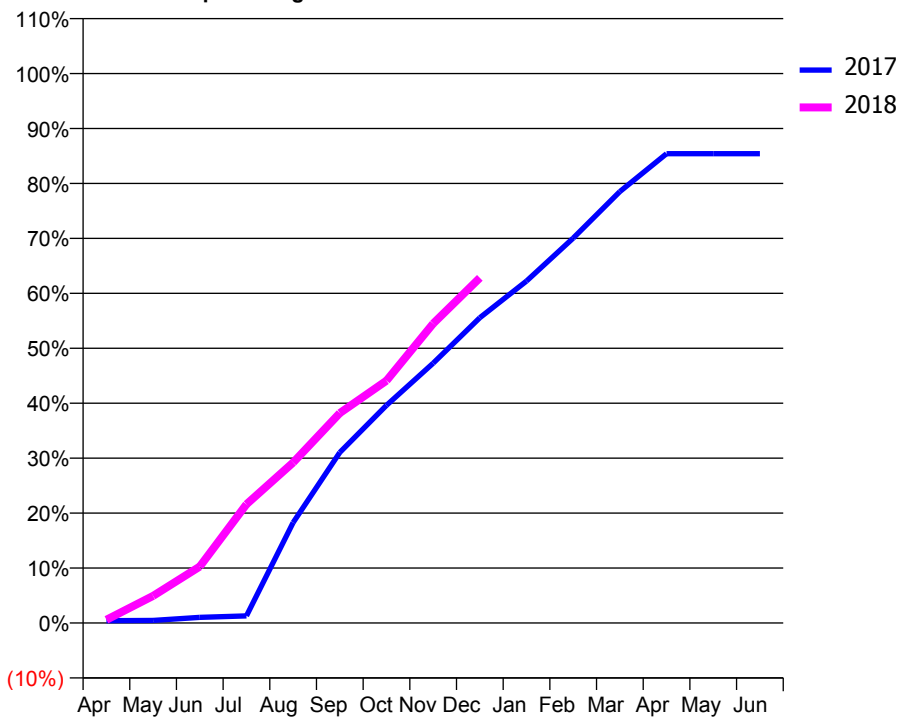
### ACCESS\*

Patients seen in 24 months	Total	Change since previous quarter
Quarter ending December 2016	2,313	
Quarter ending March 2017	2,303	→
Quarter ending June 2017	2,288	→
Quarter ending September 2017	2,307	→
Quarter ending December 2017	2,208	↓
<b>Variance since December 2016</b>	<b>(4.5%)</b>	<b>↓</b>



### ACTIVITY

Cumulative percentage of contracted UDA delivered 2017 & 2018



Month	Adjusted Scheduled Activity (UDA)	
	2017	2018
April	37	46
May	41	385
June	90	801
July	113	1,685
August	1,609	2,278
September	2,733	2,980
October	3,485	3,440
November	4,161	4,251
December	4,889	4,900
January	5,476	
February	6,164	
March	6,909	
April	7,515	
May	7,515	
June	7,515	

### QUALITY

	Quantity	Base Number	Contract	AT	Region	England
% of FP17s for the same patient ID Re-attending within 3 months - Children	13	502	2.6%	12.4%	12.9%	12.0%
% of FP17s for the same patient ID Re-attending within 3 months - Adults	188	1,738	10.8%	16.8%	16.5%	15.9%
% of FP17s for the same patient ID Re-attending between 3 & 9 months - Children	301	502	60.0%	57.3%	59.6%	58.0%
% of FP17s for the same patient ID Re-attending between 3 & 9 months - Adults	976	1,738	56.2%	50.6%	52.8%	50.5%
% of FP17s for Band 1 Urgent Courses	25	2,026	1.2%	10.2%	9.1%	9.0%
% of FP17s Relating to Free Repair or Replacements	6	2,026	0.3%	0.9%	1.0%	0.8%
% of FP17s Relating to Continuations	32	2,026	1.6%	1.0%	1.2%	1.1%
% of Patients satisfied with the dentistry they have received	0	0	N/A	91.8%	91.6%	91.5%
% of Patients satisfied with the time they had to wait for an appointment	0	0	N/A	88.2%	88.3%	87.9%

\* This is based on patients treated on this contract for their most recent course of treatment. Figures in italics indicate the base number of FP17s or Patient Questionnaire responses are less than 100. N/A is shown where the base number of responses is less than 10 during the period. % is calculated as Quantity/Base number\*100

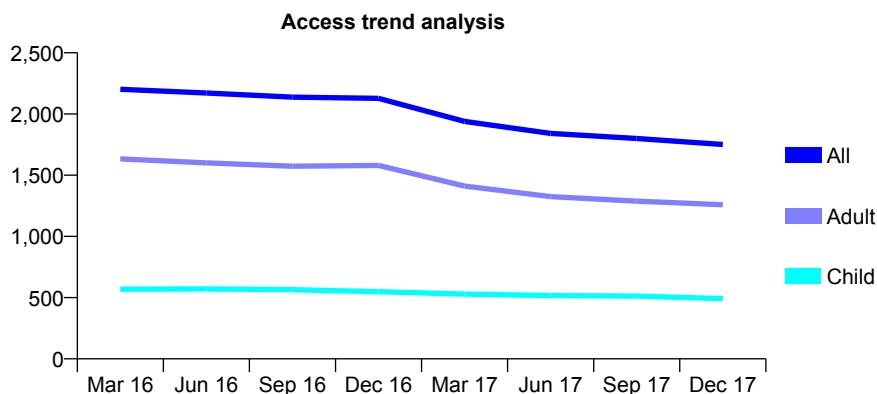
## Q46 - Vital Signs At a Glance Contract Report for 214043/0001 - December 2017

Name or company name	Mr M Mahmood
Contract type name	GDS Contract
Purpose of contract	General
Contract start date	01/04/2006
Contract end date	

17/18 Contracted general activity (UDA)	5,526
Carry forward general activity (UDA)	-57
17/18 Contracted orthodontic activity (UOA)	0
Carry forward orthodontic activity (UOA)	0
Baseline contract value	£166,174.97

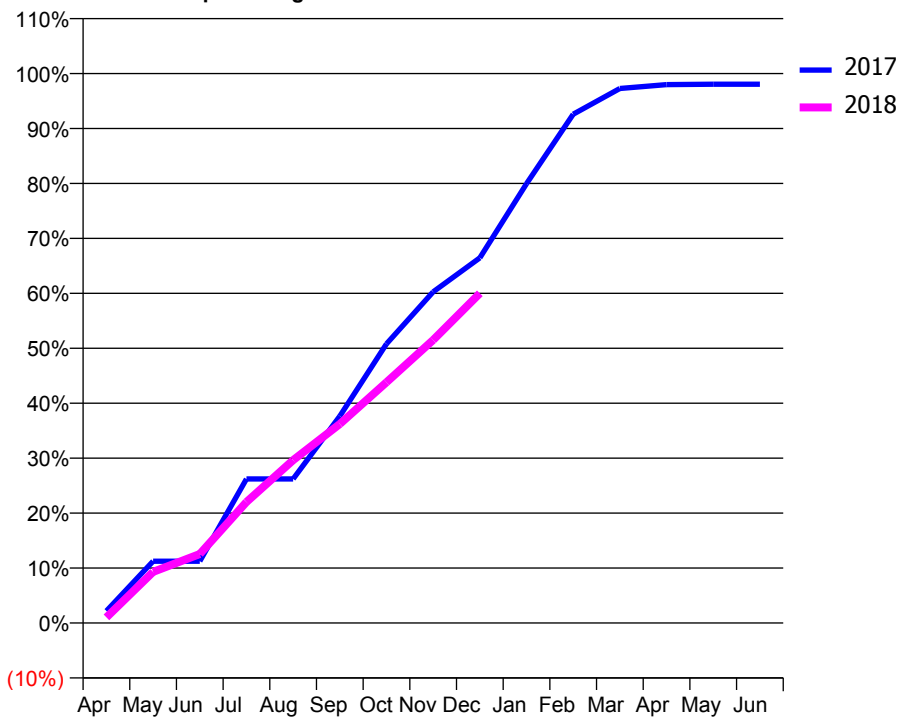
### ACCESS\*

Patients seen in 24 months	Total	Change since previous quarter
Quarter ending December 2016	2,128	
Quarter ending March 2017	1,940	↓
Quarter ending June 2017	1,842	↓
Quarter ending September 2017	1,800	↓
Quarter ending December 2017	1,751	↓
<b>Variance since December 2016</b>	<b>(17.7%)</b>	<b>↓</b>



### ACTIVITY

Cumulative percentage of contracted UDA delivered 2017 & 2018



Month	Adjusted Scheduled Activity (UDA)	
	2017	2018
April	122	57
May	622	515
June	622	695
July	1,449	1,217
August	1,449	1,638
September	2,081	2,002
October	2,807	2,421
November	3,330	2,847
December	3,672	3,316
January	4,418	
February	5,116	
March	5,376	
April	5,414	
May	5,418	
June	5,418	

### QUALITY

	Quantity	Base Number	Contract	AT	Region	England
% of FP17s for the same patient ID Re-attending within 3 months - Children	14	397	3.5%	12.4%	12.9%	12.0%
% of FP17s for the same patient ID Re-attending within 3 months - Adults	99	980	10.1%	16.8%	16.5%	15.9%
% of FP17s for the same patient ID Re-attending between 3 & 9 months - Children	165	397	41.6%	57.3%	59.6%	58.0%
% of FP17s for the same patient ID Re-attending between 3 & 9 months - Adults	330	980	33.7%	50.6%	52.8%	50.5%
% of FP17s for Band 1 Urgent Courses	175	1,353	12.9%	10.2%	9.1%	9.0%
% of FP17s Relating to Free Repair or Replacements	11	1,353	0.8%	0.9%	1.0%	0.8%
% of FP17s Relating to Continuations	5	1,353	0.4%	1.0%	1.2%	1.1%
% of Patients satisfied with the dentistry they have received	0	0	N/A	91.8%	91.6%	91.5%
% of Patients satisfied with the time they had to wait for an appointment	0	0	N/A	88.2%	88.3%	87.9%

\* This is based on patients treated on this contract for their most recent course of treatment. Figures in italics indicate the base number of FP17s or Patient Questionnaire responses are less than 100. N/A is shown where the base number of responses is less than 10 during the period. % is calculated as Quantity/Base number\*100



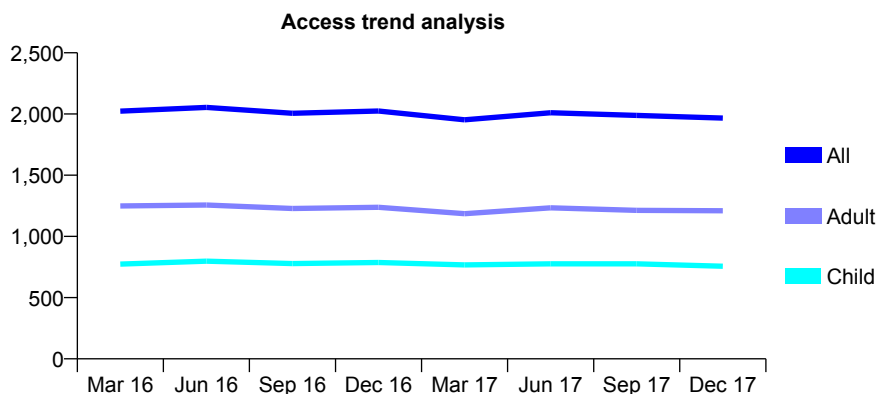
## Q46 - Vital Signs At a Glance Contract Report for 214361/0001 - December 2017

Name or company name	Ms Archana Prasad
Contract type name	GDS Contract
Purpose of contract	General
Contract start date	01/04/2006
Contract end date	

17/18 Contracted general activity (UDA)	4,825
Carry forward general activity (UDA)	-29
17/18 Contracted orthodontic activity (UOA)	0
Carry forward orthodontic activity (UOA)	0
Baseline contract value	£139,724.11

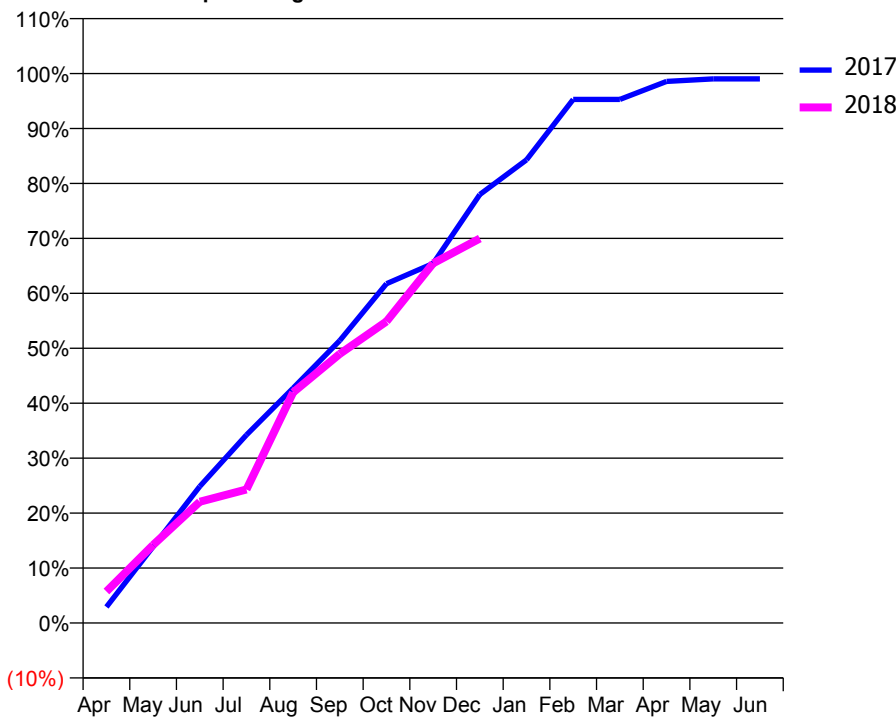
### ACCESS\*

Patients seen in 24 months	Total	Change since previous quarter
Quarter ending December 2016	2,025	
Quarter ending March 2017	1,953	↓
Quarter ending June 2017	2,010	↑
Quarter ending September 2017	1,989	↓
Quarter ending December 2017	1,967	↓
<b>Variance since December 2016</b>	<b>(2.9%)</b>	<b>↓</b>



### ACTIVITY

Cumulative percentage of contracted UDA delivered 2017 & 2018



Month	Adjusted Scheduled Activity (UDA)	
	2017	2018
April	141	277
May	670	686
June	1,199	1,065
July	1,652	1,173
August	2,062	2,026
September	2,480	2,363
October	2,979	2,648
November	3,157	3,158
December	3,762	3,376
January	4,068	
February	4,597	
March	4,597	
April	4,756	
May	4,778	
June	4,778	

### QUALITY

	Quantity	Base Number	Contract	AT	Region	England
% of FP17s for the same patient ID Re-attending within 3 months - Children	87	983	8.9%	12.4%	12.9%	12.0%
% of FP17s for the same patient ID Re-attending within 3 months - Adults	148	1,237	12.0%	16.8%	16.5%	15.9%
% of FP17s for the same patient ID Re-attending between 3 & 9 months - Children	622	983	63.3%	57.3%	59.6%	58.0%
% of FP17s for the same patient ID Re-attending between 3 & 9 months - Adults	672	1,237	54.3%	50.6%	52.8%	50.5%
% of FP17s for Band 1 Urgent Courses	191	2,113	9.0%	10.2%	9.1%	9.0%
% of FP17s Relating to Free Repair or Replacements	4	2,113	0.2%	0.9%	1.0%	0.8%
% of FP17s Relating to Continuations	39	2,113	1.8%	1.0%	1.2%	1.1%
% of Patients satisfied with the dentistry they have received	1	1	N/A	91.8%	91.6%	91.5%
% of Patients satisfied with the time they had to wait for an appointment	1	1	N/A	88.2%	88.3%	87.9%

\* This is based on patients treated on this contract for their most recent course of treatment. Figures in italics indicate the base number of FP17s or Patient Questionnaire responses are less than 100. N/A is shown where the base number of responses is less than 10 during the period. % is calculated as Quantity/Base number\*100

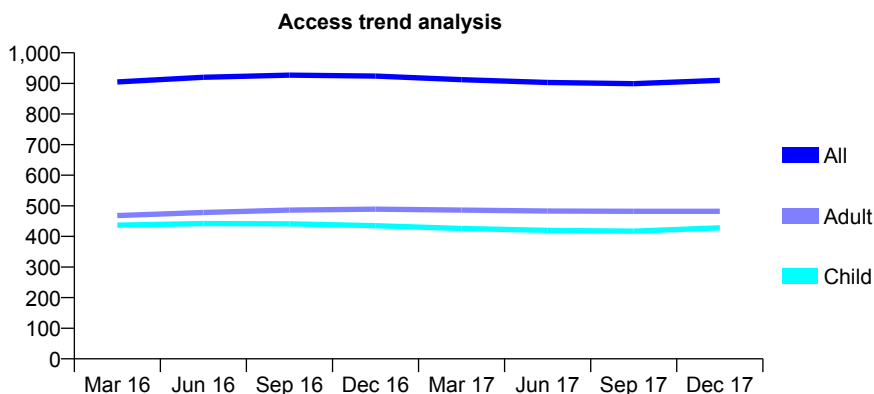
## Q46 - Vital Signs At a Glance Contract Report for 215597/0001 - December 2017

Name or company name	MR S LAZARUS
Contract type name	GDS Contract
Purpose of contract	General
Contract start date	01/04/2006
Contract end date	

17/18 Contracted general activity (UDA)	2,420
Carry forward general activity (UDA)	79
17/18 Contracted orthodontic activity (UOA)	0
Carry forward orthodontic activity (UOA)	0
Baseline contract value	£58,196.55

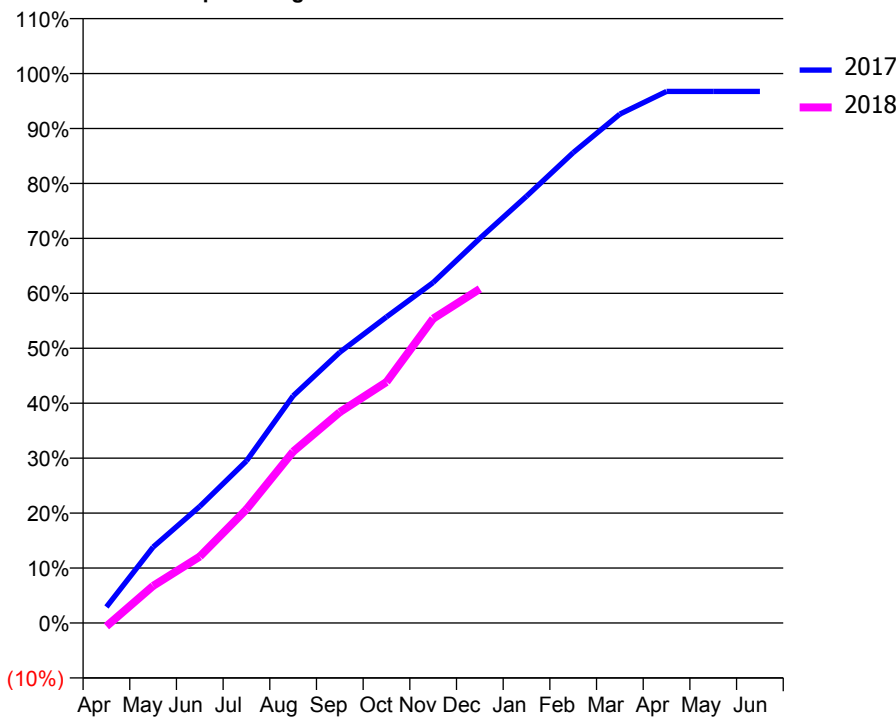
### ACCESS\*

Patients seen in 24 months	Total	Change since previous quarter
Quarter ending December 2016	924	
Quarter ending March 2017	912	↓
Quarter ending June 2017	903	→
Quarter ending September 2017	899	→
Quarter ending December 2017	910	→
<b>Variance since December 2016</b>	<b>(1.5%)</b>	<b>↓</b>



### ACTIVITY

**Cumulative percentage of contracted UDA delivered 2017 & 2018**



Month	Adjusted Scheduled Activity (UDA)	
	2017	2018
April	71	-15
May	335	163
June	514	293
July	714	500
August	1,000	755
September	1,192	929
October	1,348	1,061
November	1,500	1,340
December	1,694	1,471
January	1,880	
February	2,071	
March	2,241	
April	2,341	
May	2,341	
June	2,341	

### QUALITY

	Quantity	Base Number	Contract	AT	Region	England
% of FP17s for the same patient ID Re-attending within 3 months - Children	23	466	4.9%	12.4%	12.9%	12.0%
% of FP17s for the same patient ID Re-attending within 3 months - Adults	61	541	11.3%	16.8%	16.5%	15.9%
% of FP17s for the same patient ID Re-attending between 3 & 9 months - Children	311	466	66.7%	57.3%	59.6%	58.0%
% of FP17s for the same patient ID Re-attending between 3 & 9 months - Adults	351	541	64.9%	50.6%	52.8%	50.5%
% of FP17s for Band 1 Urgent Courses	27	938	2.9%	10.2%	9.1%	9.0%
% of FP17s Relating to Free Repair or Replacements	0	938	0.0%	0.9%	1.0%	0.8%
% of FP17s Relating to Continuations	1	938	0.1%	1.0%	1.2%	1.1%
% of Patients satisfied with the dentistry they have received	0	0	N/A	91.8%	91.6%	91.5%
% of Patients satisfied with the time they had to wait for an appointment	0	0	N/A	88.2%	88.3%	87.9%

\* This is based on patients treated on this contract for their most recent course of treatment. Figures in italics indicate the base number of FP17s or Patient Questionnaire responses are less than 100. N/A is shown where the base number of responses is less than 10 during the period. % is calculated as Quantity/Base number\*100

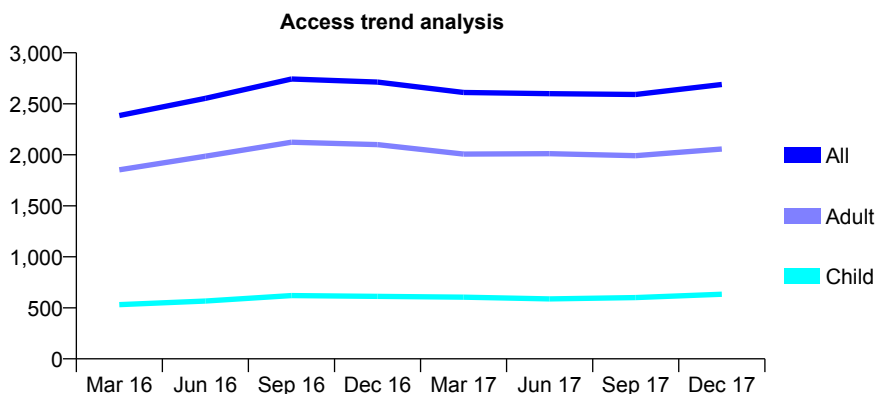
## Q46 - Vital Signs At a Glance Contract Report for 215643/0001 - December 2017

Name or company name	MR MOHAMMED AL-HIMDANI
Contract type name	GDS Contract
Purpose of contract	General
Contract start date	01/04/2006
Contract end date	

17/18 Contracted general activity (UDA)	7,422
Carry forward general activity (UDA)	-93
17/18 Contracted orthodontic activity (UOA)	0
Carry forward orthodontic activity (UOA)	0
Baseline contract value	£243,595.48

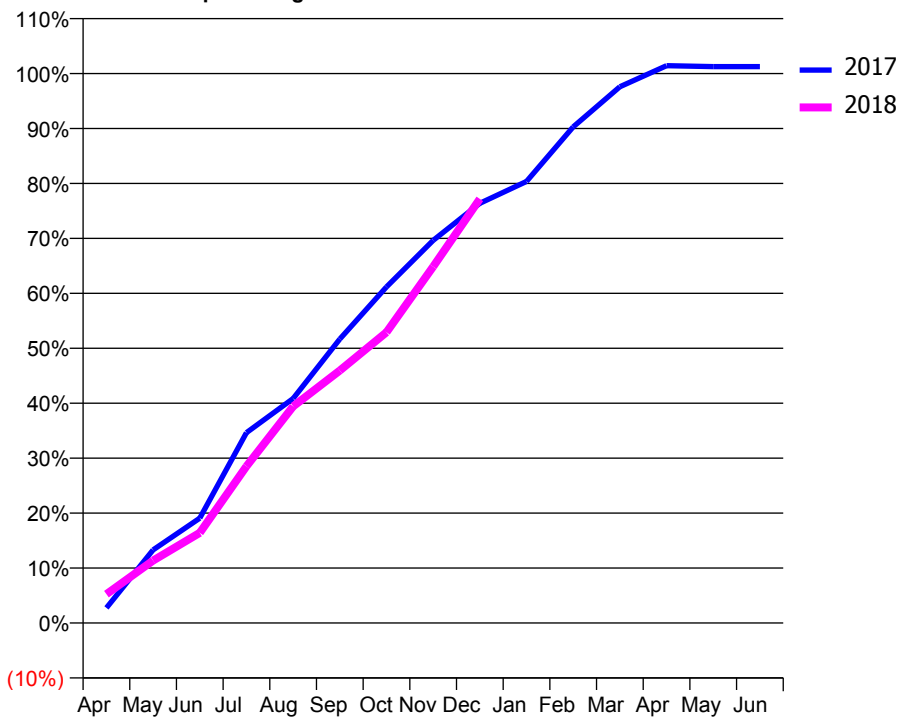
### ACCESS\*

Patients seen in 24 months	Total	Change since previous quarter
Quarter ending December 2016	2,713	
Quarter ending March 2017	2,611	↓
Quarter ending June 2017	2,599	→
Quarter ending September 2017	2,591	→
Quarter ending December 2017	2,690	↑
<b>Variance since December 2016</b>	<b>(0.8%)</b>	→



### ACTIVITY

Cumulative percentage of contracted UDA delivered 2017 & 2018



Month	Adjusted Scheduled Activity (UDA)	
	2017	2018
April	204	389
May	987	844
June	1,417	1,218
July	2,571	2,116
August	3,033	2,927
September	3,836	3,410
October	4,540	3,928
November	5,168	4,813
December	5,669	5,728
January	5,964	
February	6,702	
March	7,242	
April	7,527	
May	7,515	
June	7,515	

### QUALITY

	Quantity	Base Number	Contract	AT	Region	England
% of FP17s for the same patient ID Re-attending within 3 months - Children	28	518	5.4%	12.4%	12.9%	12.0%
% of FP17s for the same patient ID Re-attending within 3 months - Adults	207	1,790	11.6%	16.8%	16.5%	15.9%
% of FP17s for the same patient ID Re-attending between 3 & 9 months - Children	192	518	37.1%	57.3%	59.6%	58.0%
% of FP17s for the same patient ID Re-attending between 3 & 9 months - Adults	756	1,790	42.2%	50.6%	52.8%	50.5%
% of FP17s for Band 1 Urgent Courses	110	2,193	5.0%	10.2%	9.1%	9.0%
% of FP17s Relating to Free Repair or Replacements	27	2,193	1.2%	0.9%	1.0%	0.8%
% of FP17s Relating to Continuations	67	2,193	3.1%	1.0%	1.2%	1.1%
% of Patients satisfied with the dentistry they have received	3	3	N/A	91.8%	91.6%	91.5%
% of Patients satisfied with the time they had to wait for an appointment	3	3	N/A	88.2%	88.3%	87.9%

\* This is based on patients treated on this contract for their most recent course of treatment. Figures in italics indicate the base number of FP17s or Patient Questionnaire responses are less than 100. N/A is shown where the base number of responses is less than 10 during the period. % is calculated as Quantity/Base number\*100

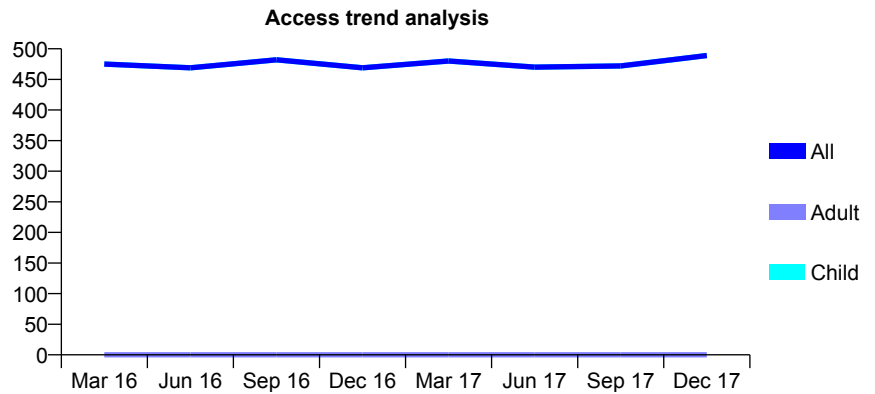
## Q46 - Vital Signs At a Glance Contract Report for 222402/0001 - December 2017

Name or company name	MR P PONG
Contract type name	GDS Contract
Purpose of contract	General
Contract start date	01/04/2006
Contract end date	

17/18 Contracted general activity (UDA)	1,756
Carry forward general activity (UDA)	-35
17/18 Contracted orthodontic activity (UOA)	0
Carry forward orthodontic activity (UOA)	0
Baseline contract value	£40,086.89

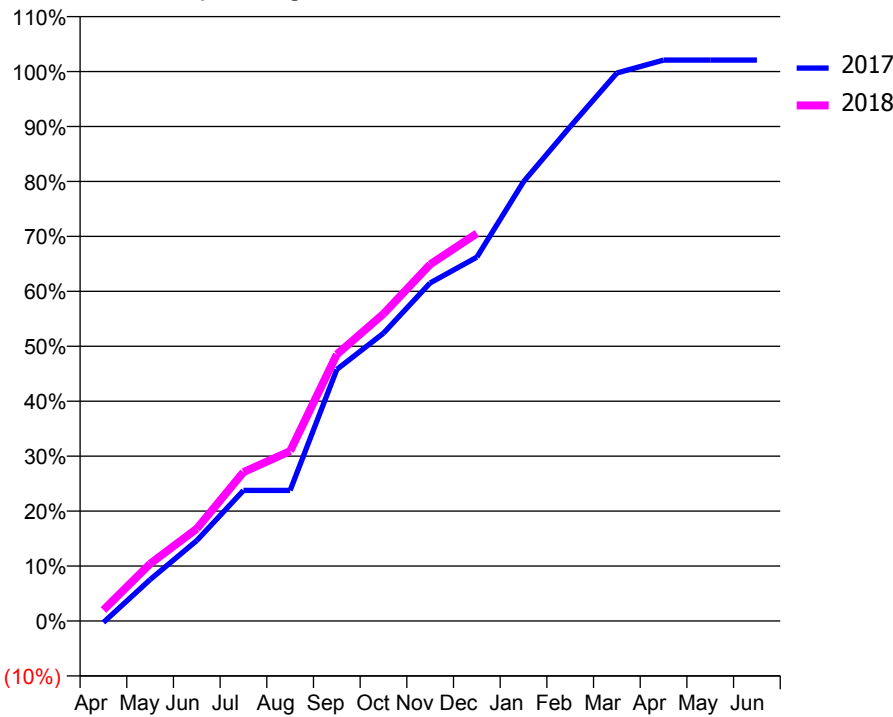
### ACCESS\*

Patients seen in 24 months	Total	Change since previous quarter
Quarter ending December 2016	469	
Quarter ending March 2017	480	↑
Quarter ending June 2017	470	↓
Quarter ending September 2017	472	→
Quarter ending December 2017	489	↑
<b>Variance since December 2016</b>	<b>4.3%</b>	<b>↑</b>



### ACTIVITY

Cumulative percentage of contracted UDA delivered 2017 & 2018



Month	Adjusted Scheduled Activity (UDA)	
	2017	2018
April	-5	35
May	132	183
June	257	295
July	417	476
August	417	543
September	804	852
October	920	981
November	1,080	1,140
December	1,163	1,239
January	1,404	
February	1,580	
March	1,751	
April	1,793	
May	1,793	
June	1,793	

### QUALITY

	Quantity	Base Number	Contract	AT	Region	England
% of FP17s for the same patient ID Re-attending within 3 months - Children	15	646	2.3%	12.4%	12.9%	12.0%
% of FP17s for the same patient ID Re-attending within 3 months - Adults	0	0	N/A	16.8%	16.5%	15.9%
% of FP17s for the same patient ID Re-attending between 3 & 9 months - Children	513	646	79.4%	57.3%	59.6%	58.0%
% of FP17s for the same patient ID Re-attending between 3 & 9 months - Adults	0	0	N/A	50.6%	52.8%	50.5%
% of FP17s for Band 1 Urgent Courses	8	615	1.3%	10.2%	9.1%	9.0%
% of FP17s Relating to Free Repair or Replacements	0	615	0.0%	0.9%	1.0%	0.8%
% of FP17s Relating to Continuations	0	615	0.0%	1.0%	1.2%	1.1%
% of Patients satisfied with the dentistry they have received	0	0	N/A	91.8%	91.6%	91.5%
% of Patients satisfied with the time they had to wait for an appointment	0	0	N/A	88.2%	88.3%	87.9%

\* This is based on patients treated on this contract for their most recent course of treatment. Figures in italics indicate the base number of FP17s or Patient Questionnaire responses are less than 100. N/A is shown where the base number of responses is less than 10 during the period. % is calculated as Quantity/Base number\*100

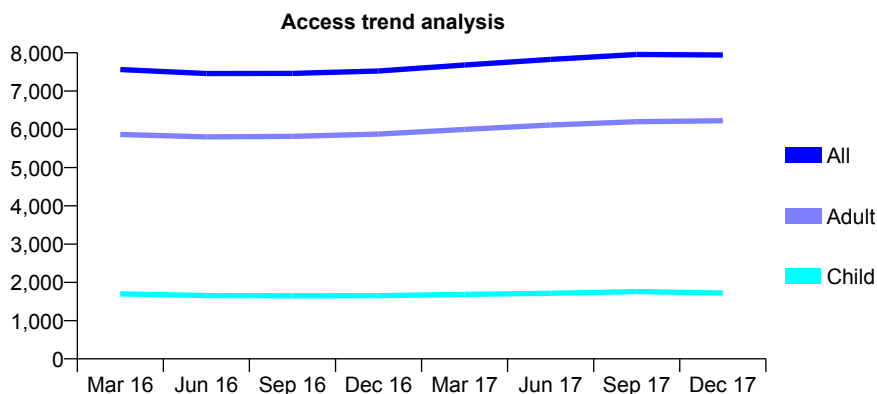
## Q46 - Vital Signs At a Glance Contract Report for 224944/0003 - December 2017

Name or company name	Isa Usman & Donald McGrath
Contract type name	GDS Contract
Purpose of contract	General
Contract start date	01/06/2011
Contract end date	

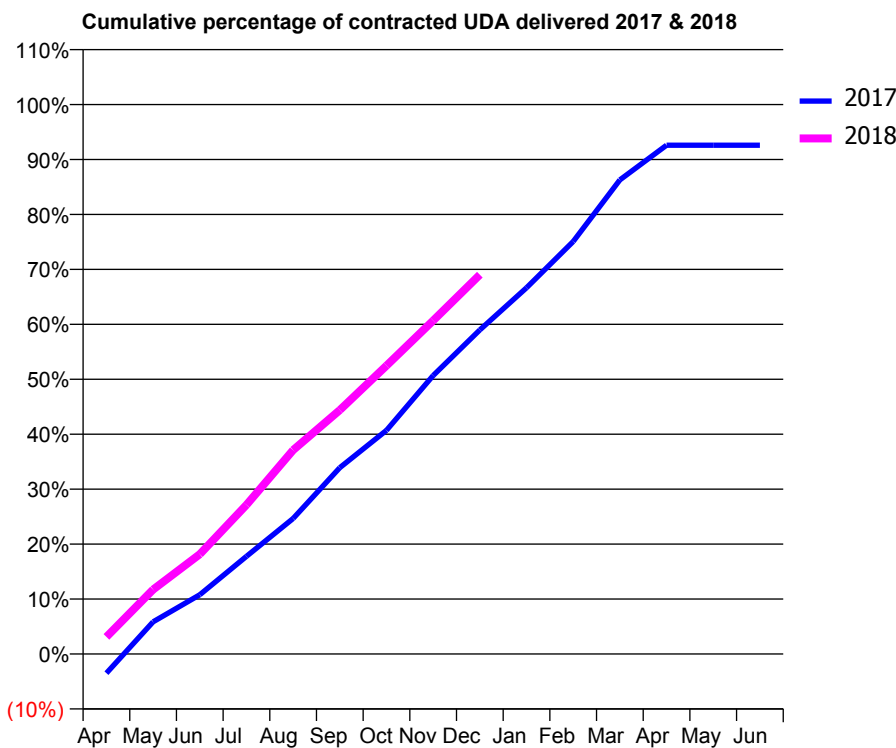
17/18 Contracted general activity (UDA)	27,600
Carry forward general activity (UDA)	0
17/18 Contracted orthodontic activity (UOA)	0
Carry forward orthodontic activity (UOA)	0
Baseline contract value	£896,429.84

### ACCESS\*

Patients seen in 24 months	Total	Change since previous quarter
Quarter ending December 2016	7,524	
Quarter ending March 2017	7,681	↑
Quarter ending June 2017	7,827	→
Quarter ending September 2017	7,957	→
Quarter ending December 2017	7,943	→
<b>Variance since December 2016</b>	<b>5.6%</b>	<b>↑</b>



### ACTIVITY



Month	Adjusted Scheduled Activity (UDA)	
	2017	2018
April	-965	861
May	1,618	3,236
June	2,976	5,012
July	4,906	7,494
August	6,807	10,247
September	9,358	12,254
October	11,235	14,482
November	13,988	16,749
December	16,279	19,050
January	18,392	
February	20,719	
March	23,817	
April	25,553	
May	25,553	
June	25,555	

### QUALITY

	Quantity	Base Number	Contract	AT	Region	England
% of FP17s for the same patient ID Re-attending within 3 months - Children	161	2,065	7.8%	12.4%	12.9%	12.0%
% of FP17s for the same patient ID Re-attending within 3 months - Adults	1,122	7,203	15.6%	16.8%	16.5%	15.9%
% of FP17s for the same patient ID Re-attending between 3 & 9 months - Children	1,177	2,065	57.0%	57.3%	59.6%	58.0%
% of FP17s for the same patient ID Re-attending between 3 & 9 months - Adults	4,383	7,203	60.8%	50.6%	52.8%	50.5%
% of FP17s for Band 1 Urgent Courses	638	8,675	7.4%	10.2%	9.1%	9.0%
% of FP17s Relating to Free Repair or Replacements	127	8,675	1.5%	0.9%	1.0%	0.8%
% of FP17s Relating to Continuations	72	8,675	0.8%	1.0%	1.2%	1.1%
% of Patients satisfied with the dentistry they have received	8	8	N/A	91.8%	91.6%	91.5%
% of Patients satisfied with the time they had to wait for an appointment	8	8	N/A	88.2%	88.3%	87.9%

\* This is based on patients treated on this contract for their most recent course of treatment. Figures in italics indicate the base number of FP17s or Patient Questionnaire responses are less than 100. N/A is shown where the base number of responses is less than 10 during the period. % is calculated as Quantity/Base number\*100

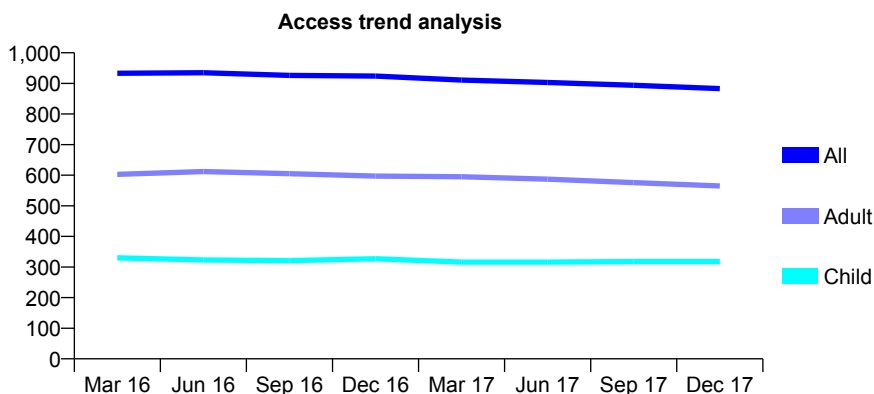
## Q46 - Vital Signs At a Glance Contract Report for 226815/0001 - December 2017

Name or company name	Mr Bilal Sheikh
Contract type name	GDS Contract
Purpose of contract	General
Contract start date	01/04/2006
Contract end date	

17/18 Contracted general activity (UDA)	2,772
Carry forward general activity (UDA)	61
17/18 Contracted orthodontic activity (UOA)	0
Carry forward orthodontic activity (UOA)	0
Baseline contract value	£118,585.87

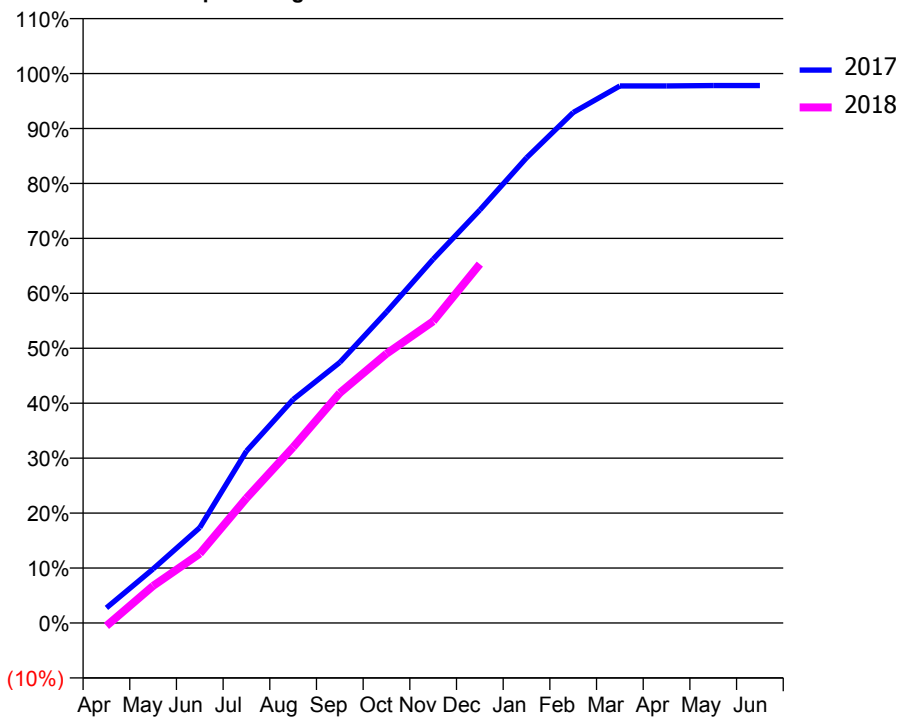
### ACCESS\*

Patients seen in 24 months	Total	Change since previous quarter
Quarter ending December 2016	924	
Quarter ending March 2017	911	↓
Quarter ending June 2017	903	→
Quarter ending September 2017	894	→
Quarter ending December 2017	883	↓
<b>Variance since December 2016</b>	<b>(4.4%)</b>	<b>↓</b>



### ACTIVITY

Cumulative percentage of contracted UDA delivered 2017 & 2018



Month	Adjusted Scheduled Activity (UDA)	
	2017	2018
April	76	-15
May	273	187
June	481	350
July	867	630
August	1,128	887
September	1,315	1,160
October	1,569	1,358
November	1,835	1,522
December	2,083	1,810
January	2,347	
February	2,575	
March	2,709	
April	2,709	
May	2,711	
June	2,711	

### QUALITY

	Quantity	Base Number	Contract	AT	Region	England
% of FP17s for the same patient ID Re-attending within 3 months - Children	32	297	10.8%	12.4%	12.9%	12.0%
% of FP17s for the same patient ID Re-attending within 3 months - Adults	69	480	14.4%	16.8%	16.5%	15.9%
% of FP17s for the same patient ID Re-attending between 3 & 9 months - Children	85	297	28.6%	57.3%	59.6%	58.0%
% of FP17s for the same patient ID Re-attending between 3 & 9 months - Adults	132	480	27.5%	50.6%	52.8%	50.5%
% of FP17s for Band 1 Urgent Courses	82	775	10.6%	10.2%	9.1%	9.0%
% of FP17s Relating to Free Repair or Replacements	4	775	0.5%	0.9%	1.0%	0.8%
% of FP17s Relating to Continuations	3	775	0.4%	1.0%	1.2%	1.1%
% of Patients satisfied with the dentistry they have received	0	0	N/A	91.8%	91.6%	91.5%
% of Patients satisfied with the time they had to wait for an appointment	0	0	N/A	88.2%	88.3%	87.9%

\* This is based on patients treated on this contract for their most recent course of treatment. Figures in italics indicate the base number of FP17s or Patient Questionnaire responses are less than 100. N/A is shown where the base number of responses is less than 10 during the period. % is calculated as Quantity/Base number\*100

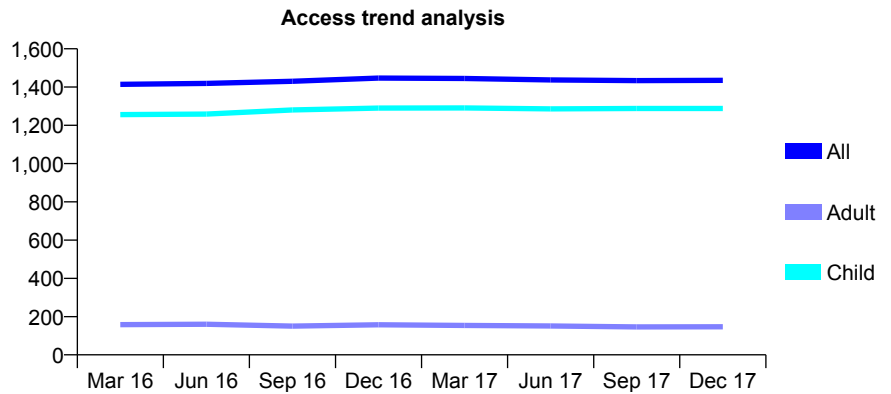
## Q46 - Vital Signs At a Glance Contract Report for 232971/0001 - December 2017

Name or company name	MISS S HODGSON
Contract type name	GDS Contract
Purpose of contract	General
Contract start date	01/04/2006
Contract end date	

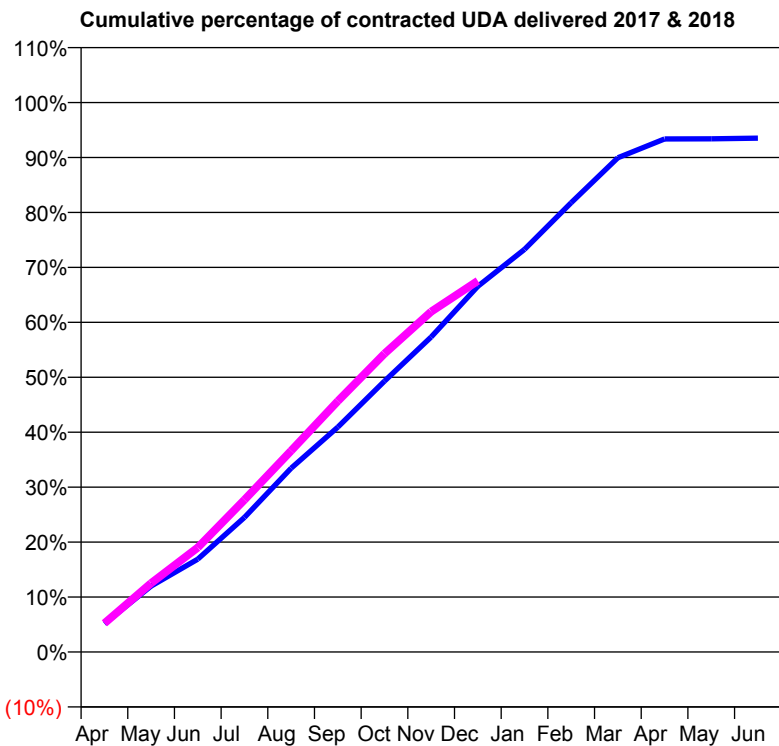
17/18 Contracted general activity (UDA)	3,396
Carry forward general activity (UDA)	0
17/18 Contracted orthodontic activity (UOA)	0
Carry forward orthodontic activity (UOA)	0
Baseline contract value	£83,969.33

### ACCESS\*

Patients seen in 24 months	Total	Change since previous quarter
Quarter ending December 2016	1,447	
Quarter ending March 2017	1,445	→
Quarter ending June 2017	1,437	→
Quarter ending September 2017	1,434	→
Quarter ending December 2017	1,435	→
<b>Variance since December 2016</b>	<b>(0.8%)</b>	→



### ACTIVITY



Month	Adjusted Scheduled Activity (UDA)	
	2017	2018
April	175	178
May	407	426
June	574	646
July	832	941
August	1,136	1,244
September	1,390	1,550
October	1,674	1,844
November	1,947	2,104
December	2,260	2,294
January	2,489	
February	2,777	
March	3,054	
April	3,170	
May	3,171	
June	3,175	

### QUALITY

	Quantity	Base Number	Contract	AT	Region	England
% of FP17s for the same patient ID Re-attending within 3 months - Children	144	1,665	8.6%	12.4%	12.9%	12.0%
% of FP17s for the same patient ID Re-attending within 3 months - Adults	6	54	11.1%	16.8%	16.5%	15.9%
% of FP17s for the same patient ID Re-attending between 3 & 9 months - Children	1,146	1,665	68.8%	57.3%	59.6%	58.0%
% of FP17s for the same patient ID Re-attending between 3 & 9 months - Adults	41	54	75.9%	50.6%	52.8%	50.5%
% of FP17s for Band 1 Urgent Courses	89	1,632	5.5%	10.2%	9.1%	9.0%
% of FP17s Relating to Free Repair or Replacements	0	1,632	0.0%	0.9%	1.0%	0.8%
% of FP17s Relating to Continuations	0	1,632	0.0%	1.0%	1.2%	1.1%
% of Patients satisfied with the dentistry they have received	0	0	N/A	91.8%	91.6%	91.5%
% of Patients satisfied with the time they had to wait for an appointment	0	0	N/A	88.2%	88.3%	87.9%

\* This is based on patients treated on this contract for their most recent course of treatment. Figures in italics indicate the base number of FP17s or Patient Questionnaire responses are less than 100. N/A is shown where the base number of responses is less than 10 during the period. % is calculated as Quantity/Base number\*100

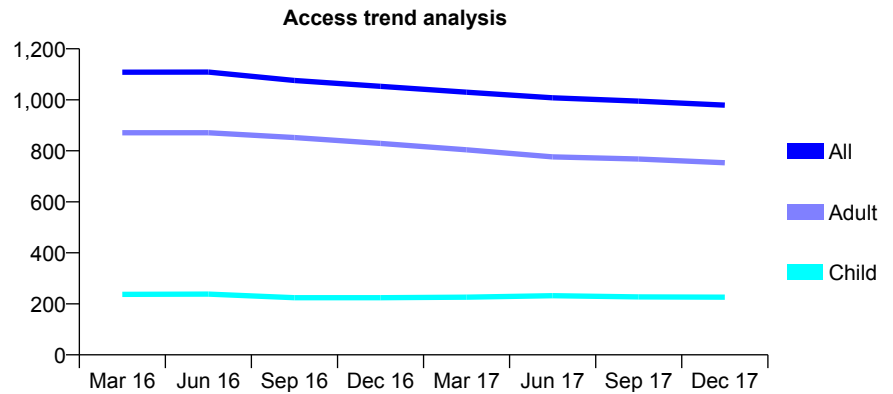
## Q46 - Vital Signs At a Glance Contract Report for 235881/0001 - December 2017

Name or company name	MR S HELM
Contract type name	GDS Contract
Purpose of contract	General
Contract start date	01/04/2006
Contract end date	

17/18 Contracted general activity (UDA)	4,200
Carry forward general activity (UDA)	0
17/18 Contracted orthodontic activity (UOA)	0
Carry forward orthodontic activity (UOA)	0
Baseline contract value	£136,772.49

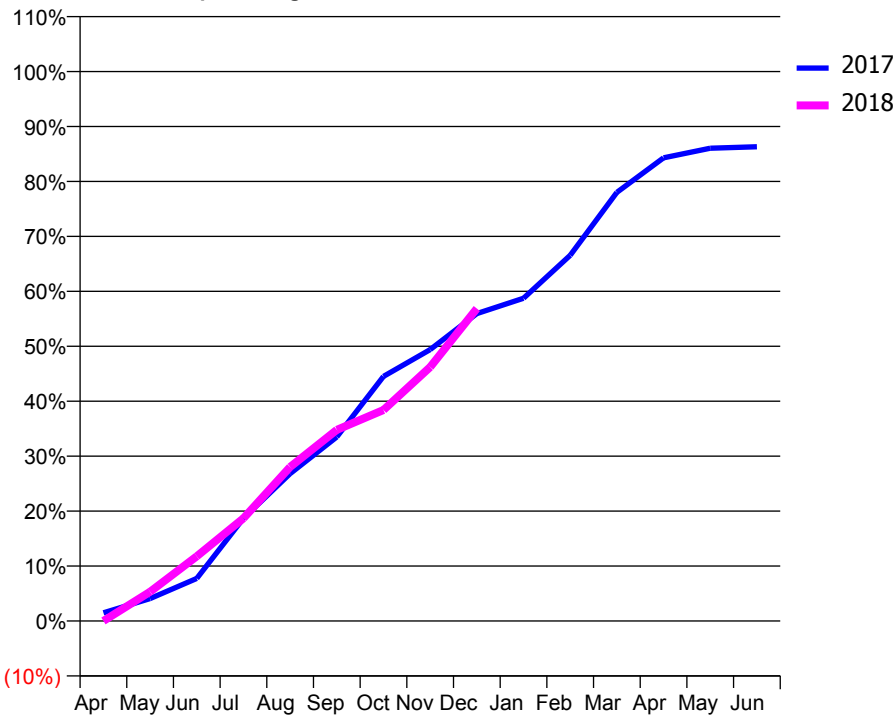
### ACCESS\*

Patients seen in 24 months	Total	Change since previous quarter
Quarter ending December 2016	1,053	
Quarter ending March 2017	1,030	↓
Quarter ending June 2017	1,008	↓
Quarter ending September 2017	995	↓
Quarter ending December 2017	979	↓
<b>Variance since December 2016</b>	<b>(7.0%)</b>	<b>↓</b>



### ACTIVITY

Cumulative percentage of contracted UDA delivered 2017 & 2018



Month	Adjusted Scheduled Activity (UDA)	
	2017	2018
April	72	0
May	198	224
June	374	495
July	902	786
August	1,294	1,178
September	1,615	1,461
October	2,147	1,613
November	2,381	1,941
December	2,698	2,388
January	2,832	
February	3,209	
March	3,761	
April	4,065	
May	4,148	
June	4,162	

### QUALITY

	Quantity	Base Number	Contract	AT	Region	England
% of FP17s for the same patient ID Re-attending within 3 months - Children	25	220	11.4%	12.4%	12.9%	12.0%
% of FP17s for the same patient ID Re-attending within 3 months - Adults	134	724	18.5%	16.8%	16.5%	15.9%
% of FP17s for the same patient ID Re-attending between 3 & 9 months - Children	101	220	45.9%	57.3%	59.6%	58.0%
% of FP17s for the same patient ID Re-attending between 3 & 9 months - Adults	267	724	36.9%	50.6%	52.8%	50.5%
% of FP17s for Band 1 Urgent Courses	153	842	18.2%	10.2%	9.1%	9.0%
% of FP17s Relating to Free Repair or Replacements	11	842	1.3%	0.9%	1.0%	0.8%
% of FP17s Relating to Continuations	4	842	0.5%	1.0%	1.2%	1.1%
% of Patients satisfied with the dentistry they have received	0	0	N/A	91.8%	91.6%	91.5%
% of Patients satisfied with the time they had to wait for an appointment	0	0	N/A	88.2%	88.3%	87.9%

\* This is based on patients treated on this contract for their most recent course of treatment. Figures in italics indicate the base number of FP17s or Patient Questionnaire responses are less than 100. N/A is shown where the base number of responses is less than 10 during the period. % is calculated as Quantity/Base number\*100



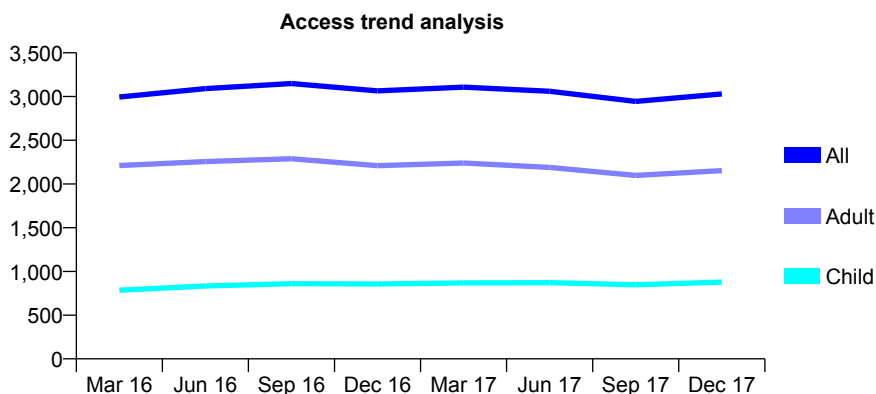
## Q46 - Vital Signs At a Glance Contract Report for 238422/0002 - December 2017

Name or company name	MR A HOLLAND
Contract type name	GDS Contract
Purpose of contract	General
Contract start date	01/04/2006
Contract end date	

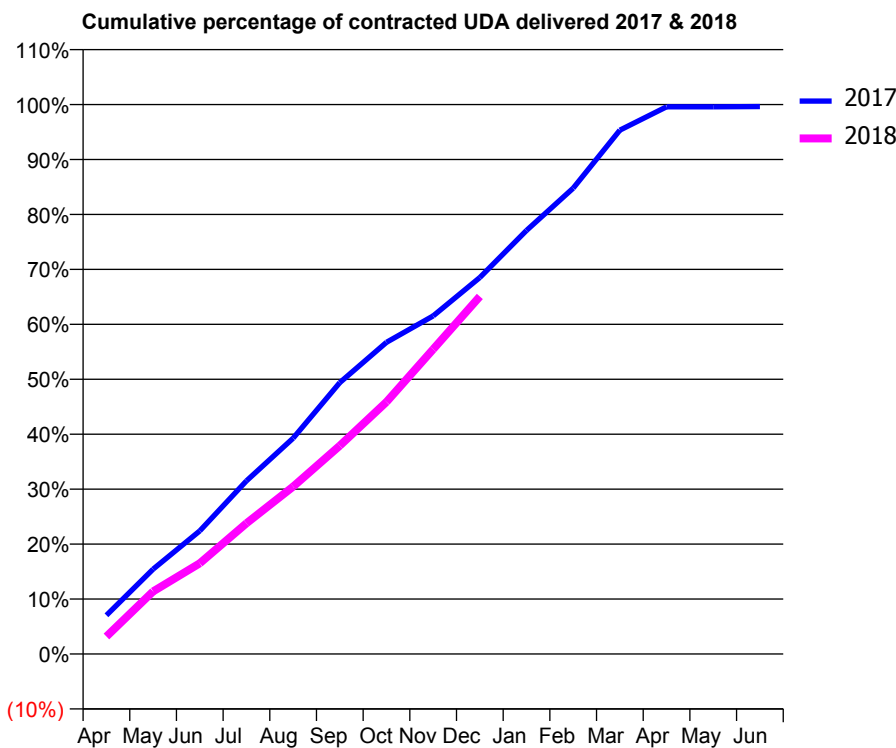
17/18 Contracted general activity (UDA)	8,912
Carry forward general activity (UDA)	34
17/18 Contracted orthodontic activity (UOA)	0
Carry forward orthodontic activity (UOA)	0
Baseline contract value	£277,044.41

### ACCESS\*

Patients seen in 24 months	Total	Change since previous quarter
Quarter ending December 2016	3,065	
Quarter ending March 2017	3,108	→
Quarter ending June 2017	3,060	↓
Quarter ending September 2017	2,944	↓
Quarter ending December 2017	3,030	↑
<b>Variance since December 2016</b>	<b>(1.1%)</b>	<b>↓</b>



### ACTIVITY



Month	Adjusted Scheduled Activity (UDA)	
	2017	2018
April	628	285
May	1,376	1,016
June	1,997	1,472
July	2,807	2,121
August	3,501	2,715
September	4,402	3,378
October	5,055	4,089
November	5,484	4,942
December	6,106	5,800
January	6,870	
February	7,555	
March	8,496	
April	8,875	
May	8,875	
June	8,878	

### QUALITY

	Quantity	Base Number	Contract	AT	Region	England
% of FP17s for the same patient ID Re-attending within 3 months - Children	111	897	12.4%	12.4%	12.9%	12.0%
% of FP17s for the same patient ID Re-attending within 3 months - Adults	400	2,007	19.9%	16.8%	16.5%	15.9%
% of FP17s for the same patient ID Re-attending between 3 & 9 months - Children	426	897	47.5%	57.3%	59.6%	58.0%
% of FP17s for the same patient ID Re-attending between 3 & 9 months - Adults	653	2,007	32.5%	50.6%	52.8%	50.5%
% of FP17s for Band 1 Urgent Courses	578	2,749	21.0%	10.2%	9.1%	9.0%
% of FP17s Relating to Free Repair or Replacements	31	2,749	1.1%	0.9%	1.0%	0.8%
% of FP17s Relating to Continuations	24	2,749	0.9%	1.0%	1.2%	1.1%
% of Patients satisfied with the dentistry they have received	3	3	N/A	91.8%	91.6%	91.5%
% of Patients satisfied with the time they had to wait for an appointment	3	3	N/A	88.2%	88.3%	87.9%

\* This is based on patients treated on this contract for their most recent course of treatment. Figures in italics indicate the base number of FP17s or Patient Questionnaire responses are less than 100. N/A is shown where the base number of responses is less than 10 during the period. % is calculated as Quantity/Base number\*100

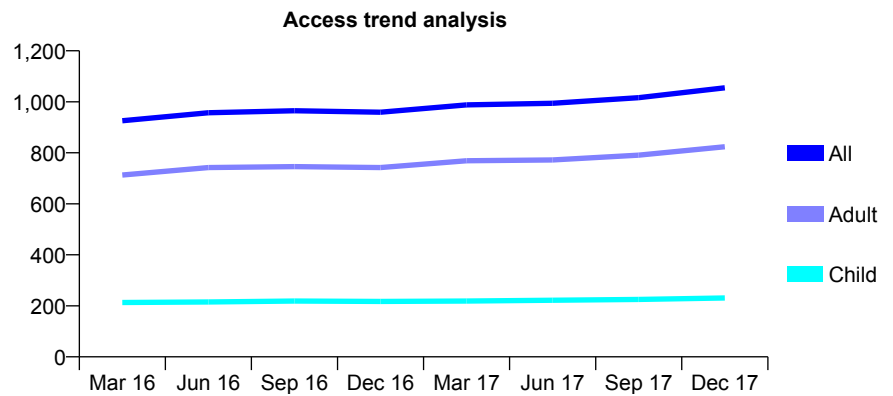
## Q46 - Vital Signs At a Glance Contract Report for 238422/0003 - December 2017

Name or company name	MR A HOLLAND
Contract type name	GDS Contract
Purpose of contract	General
Contract start date	01/04/2006
Contract end date	

17/18 Contracted general activity (UDA)	2,713
Carry forward general activity (UDA)	39
17/18 Contracted orthodontic activity (UOA)	0
Carry forward orthodontic activity (UOA)	0
Baseline contract value	£88,328.58

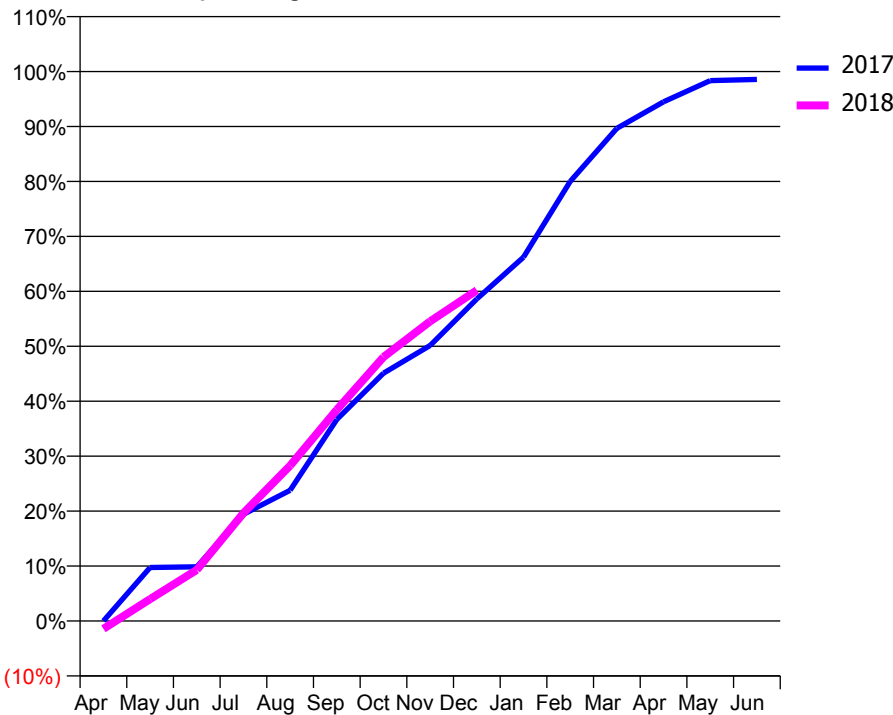
### ACCESS\*

Patients seen in 24 months	Total	Change since previous quarter
Quarter ending December 2016	959	
Quarter ending March 2017	988	↑
Quarter ending June 2017	994	→
Quarter ending September 2017	1,016	↑
Quarter ending December 2017	1,055	↑
<b>Variance since December 2016</b>	<b>10.0%</b>	<b>↑</b>



### ACTIVITY

Cumulative percentage of contracted UDA delivered 2017 & 2018



Month	Adjusted Scheduled Activity (UDA)	
	2017	2018
April	0	-39
May	264	109
June	267	252
July	527	533
August	646	767
September	995	1,043
October	1,224	1,303
November	1,360	1,479
December	1,590	1,633
January	1,796	
February	2,170	
March	2,433	
April	2,563	
May	2,668	
June	2,674	

### QUALITY

	Quantity	Base Number	Contract	AT	Region	England
% of FP17s for the same patient ID Re-attending within 3 months - Children	8	200	4.0%	12.4%	12.9%	12.0%
% of FP17s for the same patient ID Re-attending within 3 months - Adults	61	574	10.6%	16.8%	16.5%	15.9%
% of FP17s for the same patient ID Re-attending between 3 & 9 months - Children	93	200	46.5%	57.3%	59.6%	58.0%
% of FP17s for the same patient ID Re-attending between 3 & 9 months - Adults	162	574	28.2%	50.6%	52.8%	50.5%
% of FP17s for Band 1 Urgent Courses	166	691	24.0%	10.2%	9.1%	9.0%
% of FP17s Relating to Free Repair or Replacements	3	691	0.4%	0.9%	1.0%	0.8%
% of FP17s Relating to Continuations	2	691	0.3%	1.0%	1.2%	1.1%
% of Patients satisfied with the dentistry they have received	0	0	N/A	91.8%	91.6%	91.5%
% of Patients satisfied with the time they had to wait for an appointment	0	0	N/A	88.2%	88.3%	87.9%

\* This is based on patients treated on this contract for their most recent course of treatment. Figures in italics indicate the base number of FP17s or Patient Questionnaire responses are less than 100. N/A is shown where the base number of responses is less than 10 during the period. % is calculated as Quantity/Base number\*100

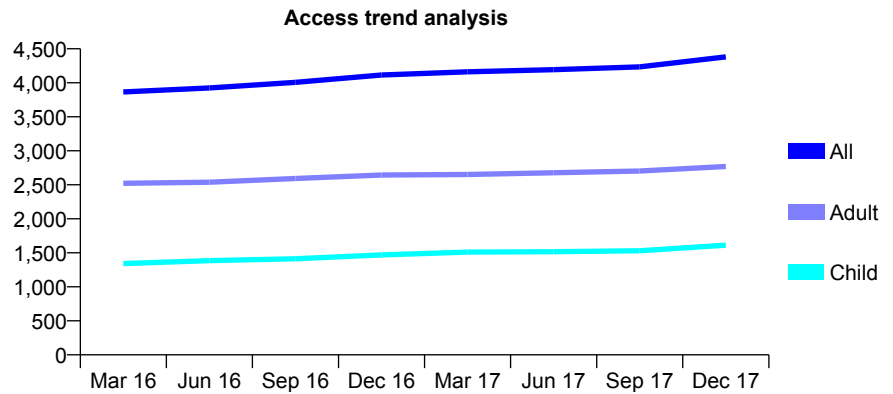
## Q46 - Vital Signs At a Glance Contract Report for 238821/0001 - December 2017

Name or company name	MR AS HASNAIN
Contract type name	GDS Contract
Purpose of contract	General
Contract start date	01/04/2006
Contract end date	

17/18 Contracted general activity (UDA)	13,879
Carry forward general activity (UDA)	324
17/18 Contracted orthodontic activity (UOA)	0
Carry forward orthodontic activity (UOA)	0
Baseline contract value	£471,995.27

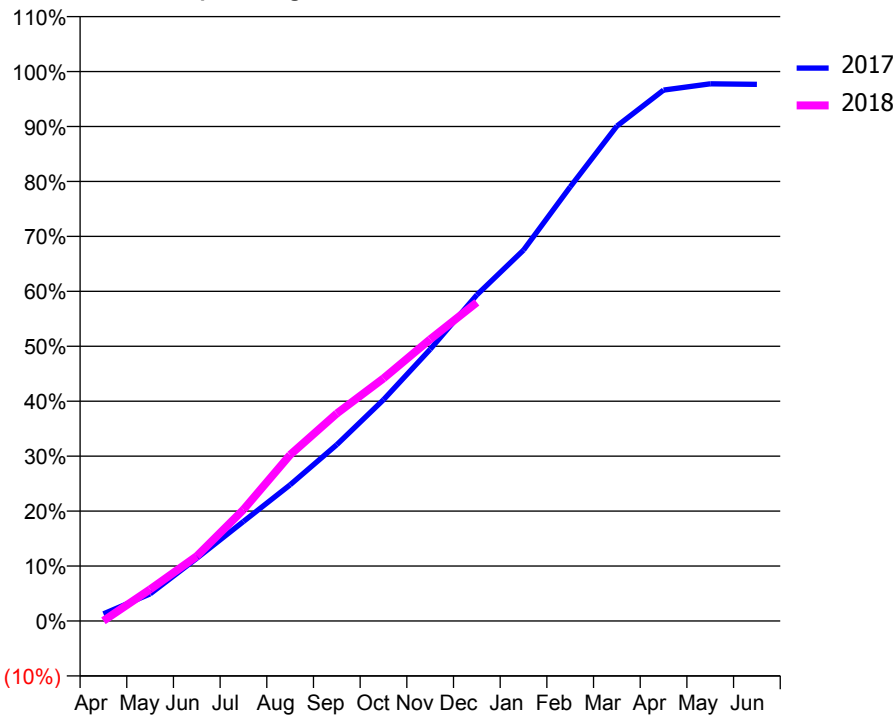
### ACCESS\*

Patients seen in 24 months	Total	Change since previous quarter
Quarter ending December 2016	4,115	
Quarter ending March 2017	4,162	→
Quarter ending June 2017	4,194	→
Quarter ending September 2017	4,234	→
Quarter ending December 2017	4,382	↑
<b>Variance since December 2016</b>	<b>6.5%</b>	<b>↑</b>



### ACTIVITY

Cumulative percentage of contracted UDA delivered 2017 & 2018



Month	Adjusted Scheduled Activity (UDA)	
	2017	2018
April	180	4
May	687	799
June	1,583	1,638
July	2,514	2,815
August	3,440	4,200
September	4,454	5,241
October	5,588	6,129
November	6,861	7,117
December	8,237	8,047
January	9,367	
February	10,964	
March	12,501	
April	13,410	
May	13,567	
June	13,555	

### QUALITY

	Quantity	Base Number	Contract	AT	Region	England
% of FP17s for the same patient ID Re-attending within 3 months - Children	142	1,378	10.3%	12.4%	12.9%	12.0%
% of FP17s for the same patient ID Re-attending within 3 months - Adults	283	1,991	14.2%	16.8%	16.5%	15.9%
% of FP17s for the same patient ID Re-attending between 3 & 9 months - Children	520	1,378	37.7%	57.3%	59.6%	58.0%
% of FP17s for the same patient ID Re-attending between 3 & 9 months - Adults	595	1,991	29.9%	50.6%	52.8%	50.5%
% of FP17s for Band 1 Urgent Courses	337	2,922	11.5%	10.2%	9.1%	9.0%
% of FP17s Relating to Free Repair or Replacements	0	2,922	0.0%	0.9%	1.0%	0.8%
% of FP17s Relating to Continuations	0	2,922	0.0%	1.0%	1.2%	1.1%
% of Patients satisfied with the dentistry they have received	2	2	N/A	91.8%	91.6%	91.5%
% of Patients satisfied with the time they had to wait for an appointment	1	2	N/A	88.2%	88.3%	87.9%

\* This is based on patients treated on this contract for their most recent course of treatment. Figures in italics indicate the base number of FP17s or Patient Questionnaire responses are less than 100. N/A is shown where the base number of responses is less than 10 during the period. % is calculated as Quantity/Base number\*100

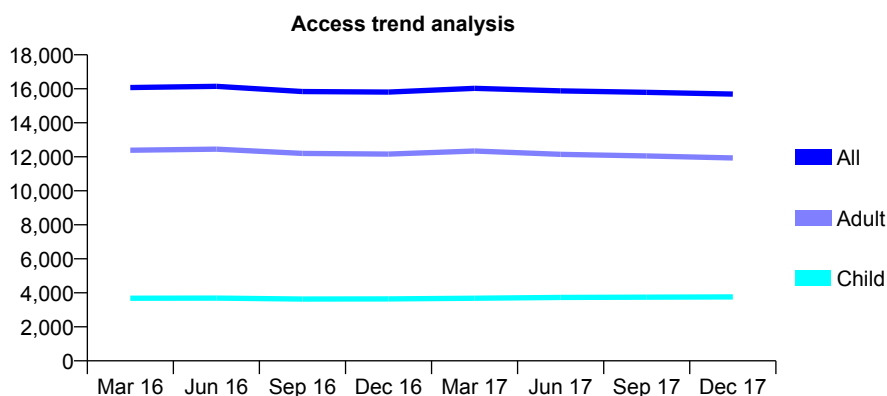
## Q46 - Vital Signs At a Glance Contract Report for 239615/0001 - December 2017

Name or company name	MR RS SINGH
Contract type name	GDS Contract
Purpose of contract	General and Orthodontic
Contract start date	01/04/2006
Contract end date	

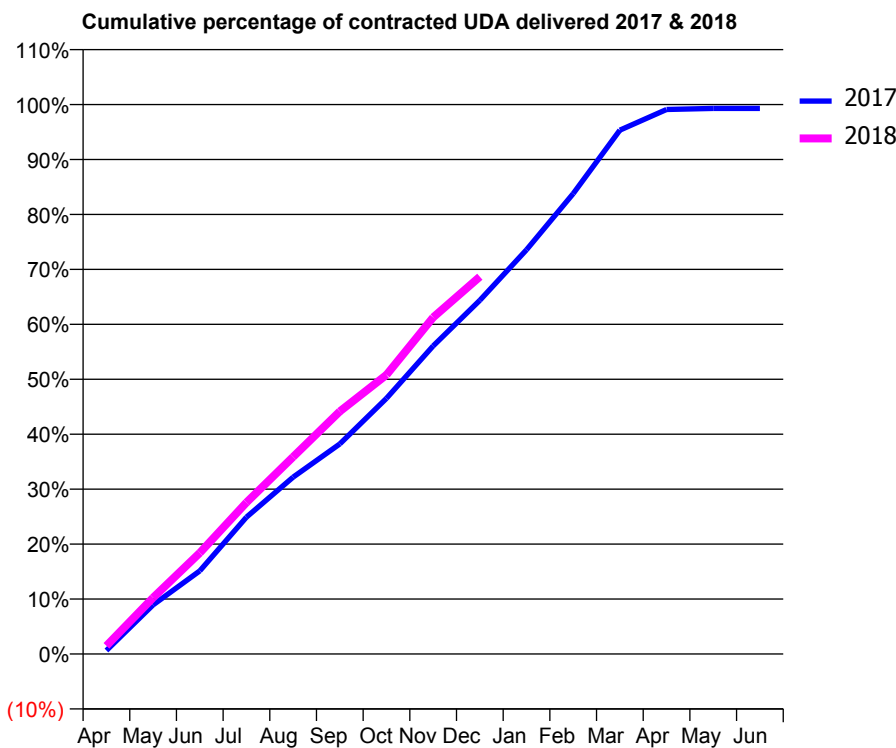
17/18 Contracted general activity (UDA)	39,521
Carry forward general activity (UDA)	280
17/18 Contracted orthodontic activity (UOA)	1,091
Carry forward orthodontic activity (UOA)	-22
Baseline contract value	£1,387,591.65

### ACCESS\*

Patients seen in 24 months	Total	Change since previous quarter
Quarter ending December 2016	15,805	
Quarter ending March 2017	16,024	→
Quarter ending June 2017	15,879	→
Quarter ending September 2017	15,795	→
Quarter ending December 2017	15,687	→
<b>Variance since December 2016</b>	<b>(0.7%)</b>	→



### ACTIVITY



Month	Adjusted Scheduled Activity (UDA)	
	2017	2018
April	256	585
May	3,537	4,049
June	5,982	7,275
July	9,848	10,901
August	12,726	14,179
September	15,105	17,455
October	18,392	20,075
November	22,159	24,212
December	25,439	27,134
January	29,073	
February	33,110	
March	37,677	
April	39,163	
May	39,240	
June	39,241	

### QUALITY

	Quantity	Base Number	Contract	AT	Region	England
% of FP17s for the same patient ID Re-attending within 3 months - Children	297	3,239	9.2%	12.4%	12.9%	12.0%
% of FP17s for the same patient ID Re-attending within 3 months - Adults	2,226	11,598	19.2%	16.8%	16.5%	15.9%
% of FP17s for the same patient ID Re-attending between 3 & 9 months - Children	1,240	3,239	38.3%	57.3%	59.6%	58.0%
% of FP17s for the same patient ID Re-attending between 3 & 9 months - Adults	5,159	11,598	44.5%	50.6%	52.8%	50.5%
% of FP17s for Band 1 Urgent Courses	820	13,618	6.0%	10.2%	9.1%	9.0%
% of FP17s Relating to Free Repair or Replacements	88	13,618	0.6%	0.9%	1.0%	0.8%
% of FP17s Relating to Continuations	71	13,618	0.5%	1.0%	1.2%	1.1%
% of Patients satisfied with the dentistry they have received	8	8	N/A	91.8%	91.6%	91.5%
% of Patients satisfied with the time they had to wait for an appointment	7	8	N/A	88.2%	88.3%	87.9%

\* This is based on patients treated on this contract for their most recent course of treatment. Figures in italics indicate the base number of FP17s or Patient Questionnaire responses are less than 100. N/A is shown where the base number of responses is less than 10 during the period. % is calculated as Quantity/Base number\*100

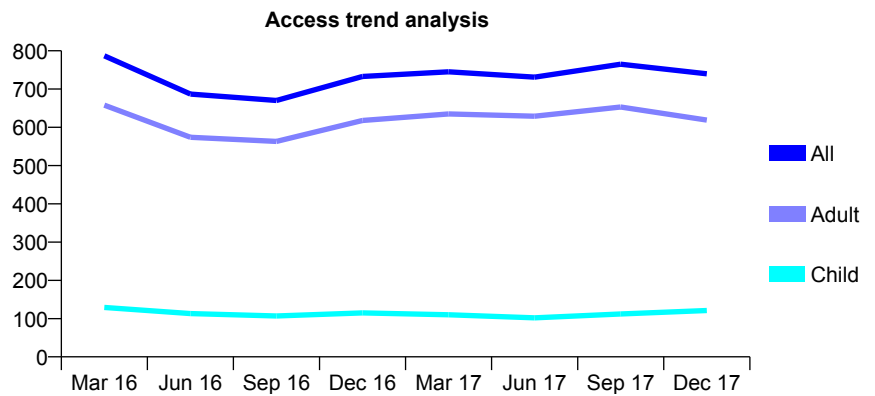
## Q46 - Vital Signs At a Glance Contract Report for 239615/0006 - December 2017

Name or company name	MR RS SINGH
Contract type name	PDS Contract
Purpose of contract	General
Contract start date	01/05/2010
Contract end date	31/03/2018

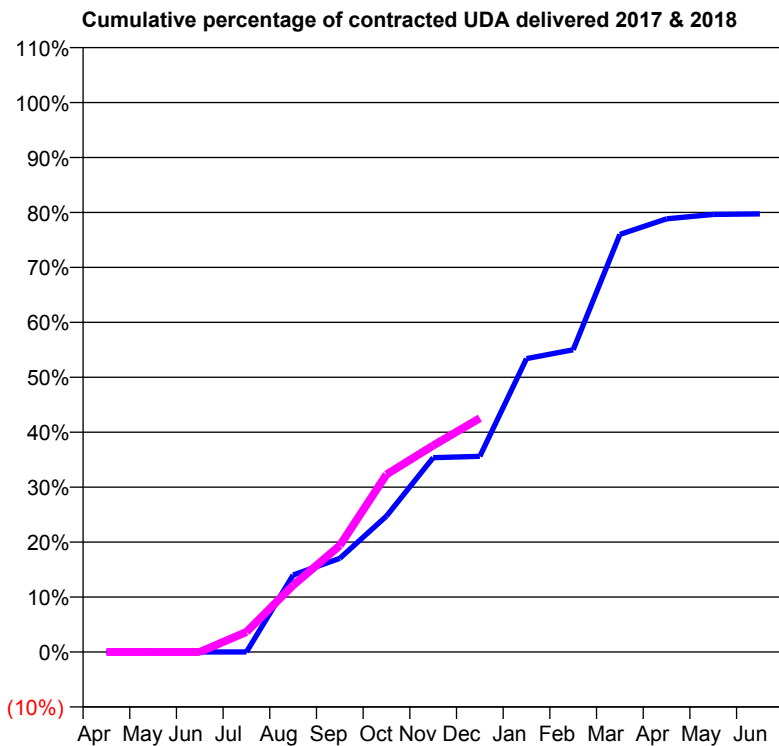
17/18 Contracted general activity (UDA)	1,344
Carry forward general activity (UDA)	0
17/18 Contracted orthodontic activity (UOA)	0
Carry forward orthodontic activity (UOA)	0
Baseline contract value	£90,922.03

### ACCESS\*

Patients seen in 24 months	Total	Change since previous quarter
Quarter ending December 2016	733	
Quarter ending March 2017	745	→
Quarter ending June 2017	731	↓
Quarter ending September 2017	765	↑
Quarter ending December 2017	740	↓
<b>Variance since December 2016</b>	<b>1.0%</b>	<b>→</b>



### ACTIVITY



Month	Adjusted Scheduled Activity (UDA)	
	2017	2018
April	0	0
May	0	0
June	0	0
July	0	49
August	188	163
September	229	260
October	332	434
November	475	505
December	479	572
January	718	
February	739	
March	1,021	
April	1,060	
May	1,070	
June	1,072	

### QUALITY

	Quantity	Base Number	Contract	AT	Region	England
% of FP17s for the same patient ID Re-attending within 3 months - Children	0	160	0.0%	12.4%	12.9%	12.0%
% of FP17s for the same patient ID Re-attending within 3 months - Adults	3	567	0.5%	16.8%	16.5%	15.9%
% of FP17s for the same patient ID Re-attending between 3 & 9 months - Children	0	160	0.0%	57.3%	59.6%	58.0%
% of FP17s for the same patient ID Re-attending between 3 & 9 months - Adults	0	567	0.0%	50.6%	52.8%	50.5%
% of FP17s for Band 1 Urgent Courses	601	607	99.0%	10.2%	9.1%	9.0%
% of FP17s Relating to Free Repair or Replacements	0	607	0.0%	0.9%	1.0%	0.8%
% of FP17s Relating to Continuations	0	607	0.0%	1.0%	1.2%	1.1%
% of Patients satisfied with the dentistry they have received	0	0	N/A	91.8%	91.6%	91.5%
% of Patients satisfied with the time they had to wait for an appointment	0	0	N/A	88.2%	88.3%	87.9%

\* This is based on patients treated on this contract for their most recent course of treatment. Figures in italics indicate the base number of FP17s or Patient Questionnaire responses are less than 100. N/A is shown where the base number of responses is less than 10 during the period. % is calculated as Quantity/Base number\*100

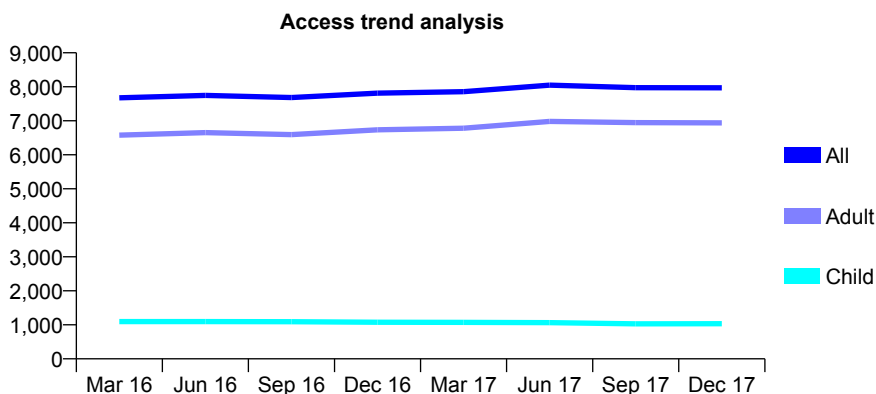
## Q46 - Vital Signs At a Glance Contract Report for 243698/0001 - December 2017

Name or company name	MR A SALEEM
Contract type name	GDS Contract
Purpose of contract	General
Contract start date	01/04/2006
Contract end date	

17/18 Contracted general activity (UDA)	26,900
Carry forward general activity (UDA)	395
17/18 Contracted orthodontic activity (UOA)	0
Carry forward orthodontic activity (UOA)	0
Baseline contract value	£812,406.76

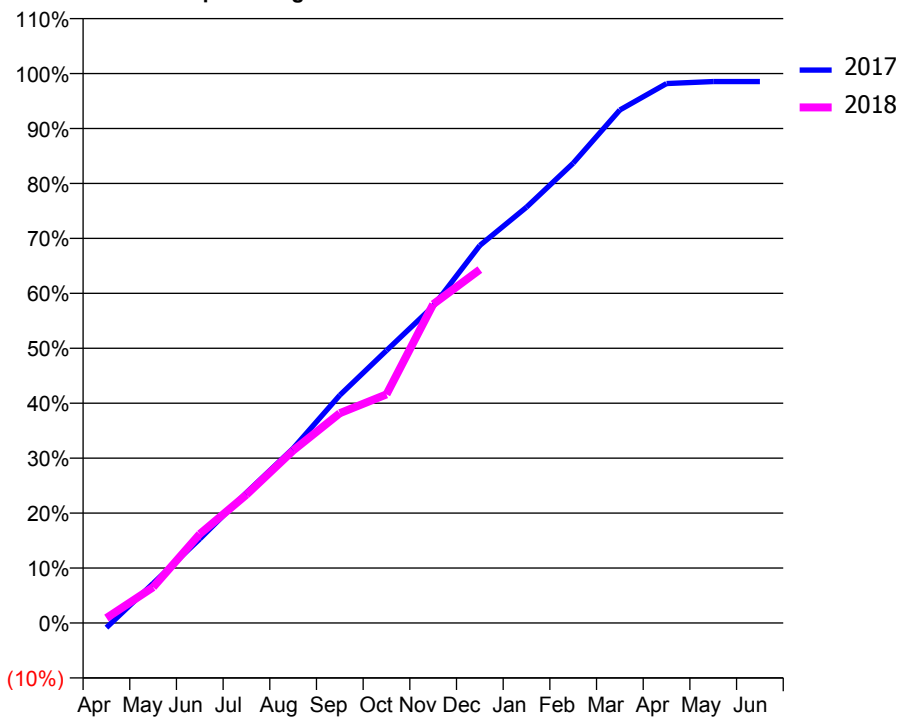
### ACCESS\*

Patients seen in 24 months	Total	Change since previous quarter
Quarter ending December 2016	7,815	
Quarter ending March 2017	7,855	→
Quarter ending June 2017	8,048	↑
Quarter ending September 2017	7,975	→
Quarter ending December 2017	7,972	→
<b>Variance since December 2016</b>	<b>2.0%</b>	<b>↑</b>



### ACTIVITY

Cumulative percentage of contracted UDA delivered 2017 & 2018



Month	Adjusted Scheduled Activity (UDA)	
	2017	2018
April	-234	245
May	1,942	1,751
June	4,118	4,354
July	6,381	6,282
August	8,546	8,446
September	11,154	10,270
October	13,337	11,192
November	15,506	15,604
December	18,486	17,302
January	20,358	
February	22,512	
March	25,117	
April	26,405	
May	26,504	
June	26,505	

### QUALITY

	Quantity	Base Number	Contract	AT	Region	England
% of FP17s for the same patient ID Re-attending within 3 months - Children	117	1,205	9.7%	12.4%	12.9%	12.0%
% of FP17s for the same patient ID Re-attending within 3 months - Adults	1,165	7,027	16.6%	16.8%	16.5%	15.9%
% of FP17s for the same patient ID Re-attending between 3 & 9 months - Children	693	1,205	57.5%	57.3%	59.6%	58.0%
% of FP17s for the same patient ID Re-attending between 3 & 9 months - Adults	3,278	7,027	46.6%	50.6%	52.8%	50.5%
% of FP17s for Band 1 Urgent Courses	1,046	6,854	15.3%	10.2%	9.1%	9.0%
% of FP17s Relating to Free Repair or Replacements	112	6,854	1.6%	0.9%	1.0%	0.8%
% of FP17s Relating to Continuations	66	6,854	1.0%	1.0%	1.2%	1.1%
% of Patients satisfied with the dentistry they have received	1	2	N/A	91.8%	91.6%	91.5%
% of Patients satisfied with the time they had to wait for an appointment	1	2	N/A	88.2%	88.3%	87.9%

\* This is based on patients treated on this contract for their most recent course of treatment. Figures in italics indicate the base number of FP17s or Patient Questionnaire responses are less than 100. N/A is shown where the base number of responses is less than 10 during the period. % is calculated as Quantity/Base number\*100

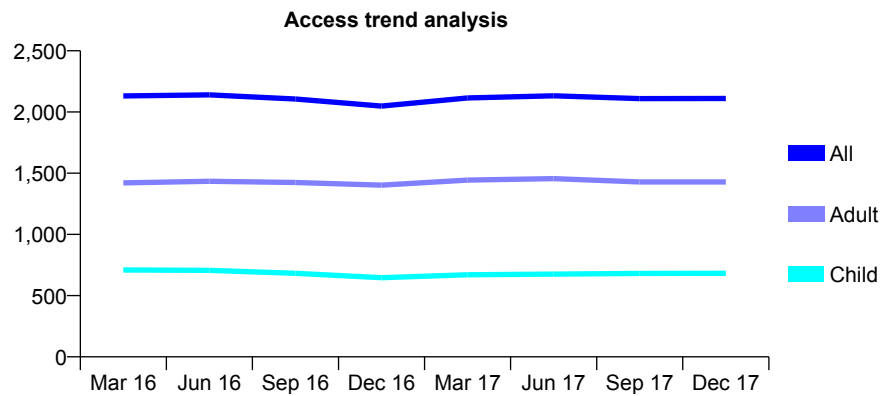
## Q46 - Vital Signs At a Glance Contract Report for 243698/0002 - December 2017

Name or company name	MR A SALEEM PARTNERSHIP
Contract type name	GDS Contract
Purpose of contract	General
Contract start date	10/10/2008
Contract end date	

17/18 Contracted general activity (UDA)	6,803
Carry forward general activity (UDA)	154
17/18 Contracted orthodontic activity (UOA)	0
Carry forward orthodontic activity (UOA)	0
Baseline contract value	£181,160.66

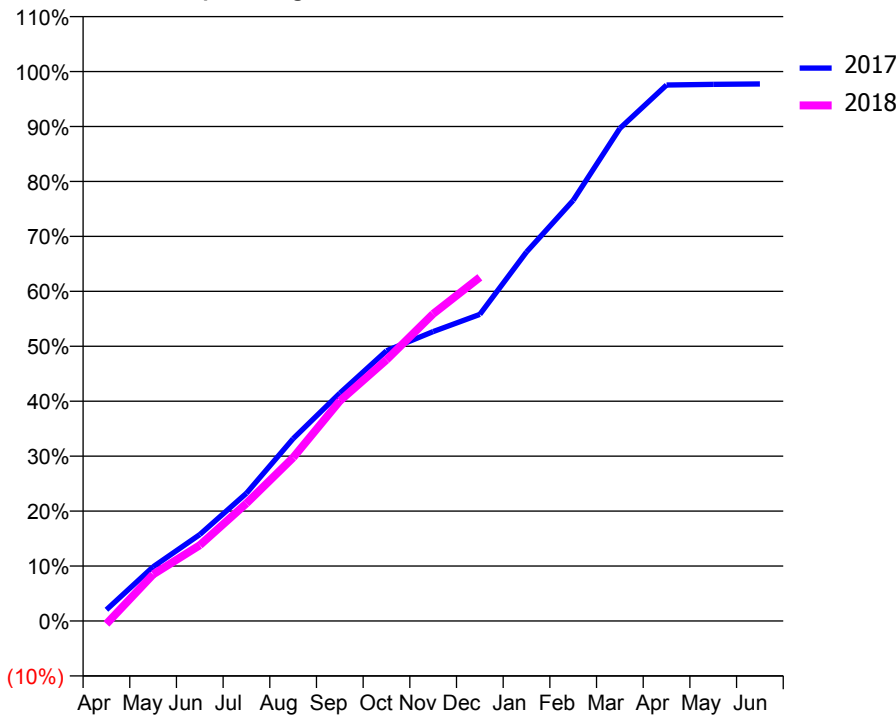
### ACCESS\*

Patients seen in 24 months	Total	Change since previous quarter
Quarter ending December 2016	2,049	
Quarter ending March 2017	2,115	↑
Quarter ending June 2017	2,132	→
Quarter ending September 2017	2,110	↓
Quarter ending December 2017	2,111	→
<b>Variance since December 2016</b>	<b>3.0%</b>	<b>↑</b>



### ACTIVITY

Cumulative percentage of contracted UDA delivered 2017 & 2018



Month	Adjusted Scheduled Activity (UDA)	
	2017	2018
April	140	-37
May	670	578
June	1,071	938
July	1,583	1,456
August	2,258	2,024
September	2,821	2,725
October	3,346	3,233
November	3,583	3,802
December	3,796	4,254
January	4,568	
February	5,208	
March	6,099	
April	6,636	
May	6,645	
June	6,649	

### QUALITY

	Quantity	Base Number	Contract	AT	Region	England
% of FP17s for the same patient ID Re-attending within 3 months - Children	59	833	7.1%	12.4%	12.9%	12.0%
% of FP17s for the same patient ID Re-attending within 3 months - Adults	252	1,613	15.6%	16.8%	16.5%	15.9%
% of FP17s for the same patient ID Re-attending between 3 & 9 months - Children	543	833	65.2%	57.3%	59.6%	58.0%
% of FP17s for the same patient ID Re-attending between 3 & 9 months - Adults	871	1,613	54.0%	50.6%	52.8%	50.5%
% of FP17s for Band 1 Urgent Courses	162	2,268	7.1%	10.2%	9.1%	9.0%
% of FP17s Relating to Free Repair or Replacements	5	2,268	0.2%	0.9%	1.0%	0.8%
% of FP17s Relating to Continuations	22	2,268	1.0%	1.0%	1.2%	1.1%
% of Patients satisfied with the dentistry they have received	2	2	N/A	91.8%	91.6%	91.5%
% of Patients satisfied with the time they had to wait for an appointment	2	2	N/A	88.2%	88.3%	87.9%

\* This is based on patients treated on this contract for their most recent course of treatment. Figures in italics indicate the base number of FP17s or Patient Questionnaire responses are less than 100. N/A is shown where the base number of responses is less than 10 during the period. % is calculated as Quantity/Base number\*100

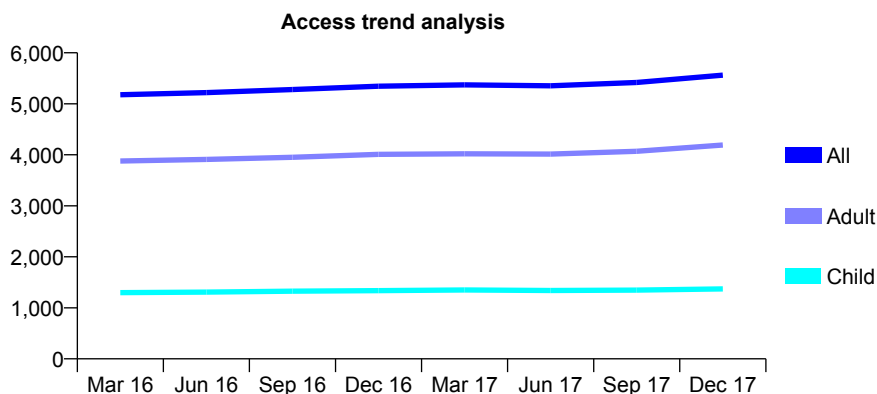
## Q46 - Vital Signs At a Glance Contract Report for 245372/0005 - December 2017

Name or company name	Seedat, Ahmed and Hashmi
Contract type name	GDS Contract
Purpose of contract	General
Contract start date	18/12/2008
Contract end date	

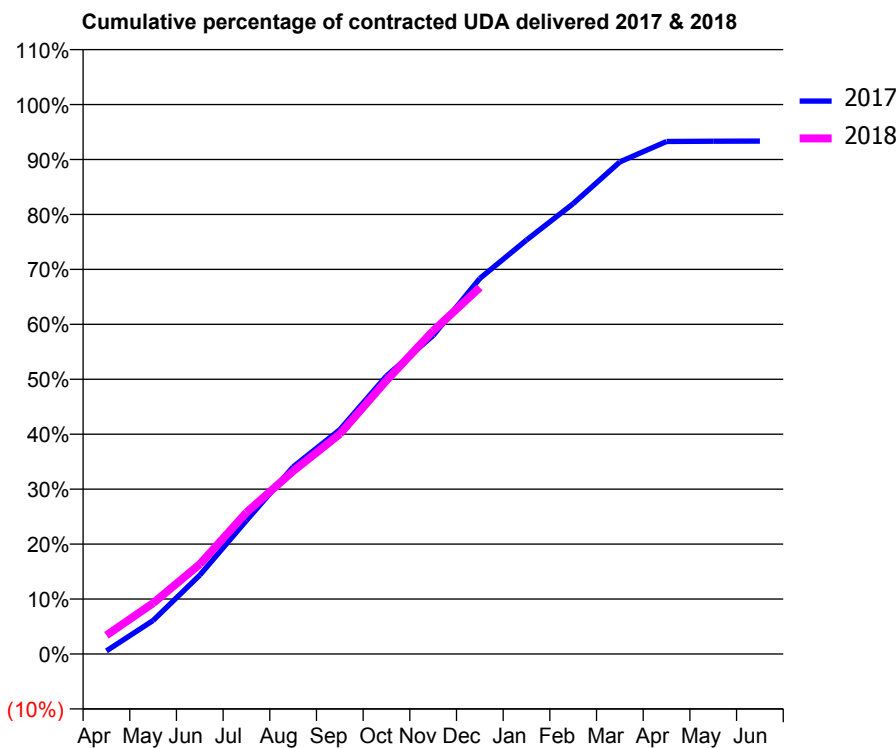
17/18 Contracted general activity (UDA)	20,000
Carry forward general activity (UDA)	0
17/18 Contracted orthodontic activity (UOA)	0
Carry forward orthodontic activity (UOA)	0
Baseline contract value	£494,519.04

### ACCESS\*

Patients seen in 24 months	Total	Change since previous quarter
Quarter ending December 2016	5,346	
Quarter ending March 2017	5,370	→
Quarter ending June 2017	5,354	→
Quarter ending September 2017	5,419	→
Quarter ending December 2017	5,563	↑
<b>Variance since December 2016</b>	<b>4.1%</b>	<b>↑</b>



### ACTIVITY



Month	Adjusted Scheduled Activity (UDA)	
	2017	2018
April	114	682
May	1,220	1,851
June	2,871	3,269
July	4,863	5,150
August	6,810	6,655
September	8,168	8,005
October	10,122	9,955
November	11,590	11,763
December	13,671	13,340
January	15,065	
February	16,393	
March	17,912	
April	18,653	
May	18,663	
June	18,669	

### QUALITY

	Quantity	Base Number	Contract	AT	Region	England
% of FP17s for the same patient ID Re-attending within 3 months - Children	169	1,943	8.7%	12.4%	12.9%	12.0%
% of FP17s for the same patient ID Re-attending within 3 months - Adults	489	4,901	10.0%	16.8%	16.5%	15.9%
% of FP17s for the same patient ID Re-attending between 3 & 9 months - Children	1,355	1,943	69.7%	57.3%	59.6%	58.0%
% of FP17s for the same patient ID Re-attending between 3 & 9 months - Adults	3,208	4,901	65.5%	50.6%	52.8%	50.5%
% of FP17s for Band 1 Urgent Courses	274	6,492	4.2%	10.2%	9.1%	9.0%
% of FP17s Relating to Free Repair or Replacements	39	6,492	0.6%	0.9%	1.0%	0.8%
% of FP17s Relating to Continuations	23	6,492	0.4%	1.0%	1.2%	1.1%
% of Patients satisfied with the dentistry they have received	4	4	N/A	91.8%	91.6%	91.5%
% of Patients satisfied with the time they had to wait for an appointment	4	4	N/A	88.2%	88.3%	87.9%

\* This is based on patients treated on this contract for their most recent course of treatment. Figures in italics indicate the base number of FP17s or Patient Questionnaire responses are less than 100. N/A is shown where the base number of responses is less than 10 during the period. % is calculated as Quantity/Base number\*100



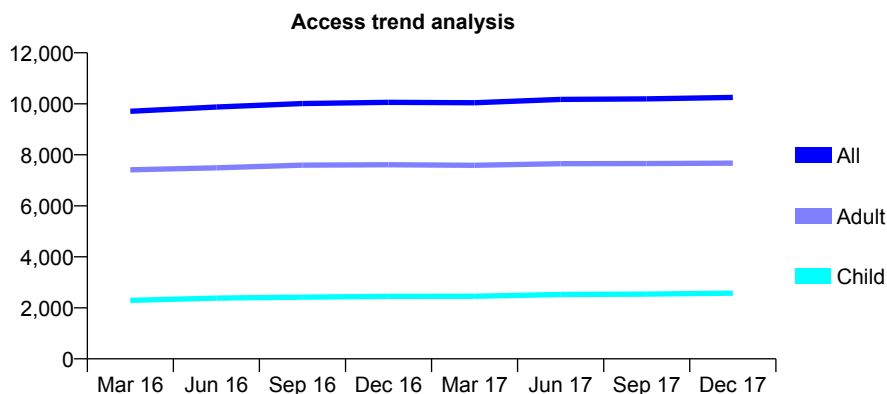
## Q46 - Vital Signs At a Glance Contract Report for 245372/0006 - December 2017

Name or company name	MR KK SARANGI
Contract type name	GDS Contract
Purpose of contract	General
Contract start date	01/04/2011
Contract end date	

17/18 Contracted general activity (UDA)	29,210
Carry forward general activity (UDA)	0
17/18 Contracted orthodontic activity (UOA)	0
Carry forward orthodontic activity (UOA)	0
Baseline contract value	£722,245.86

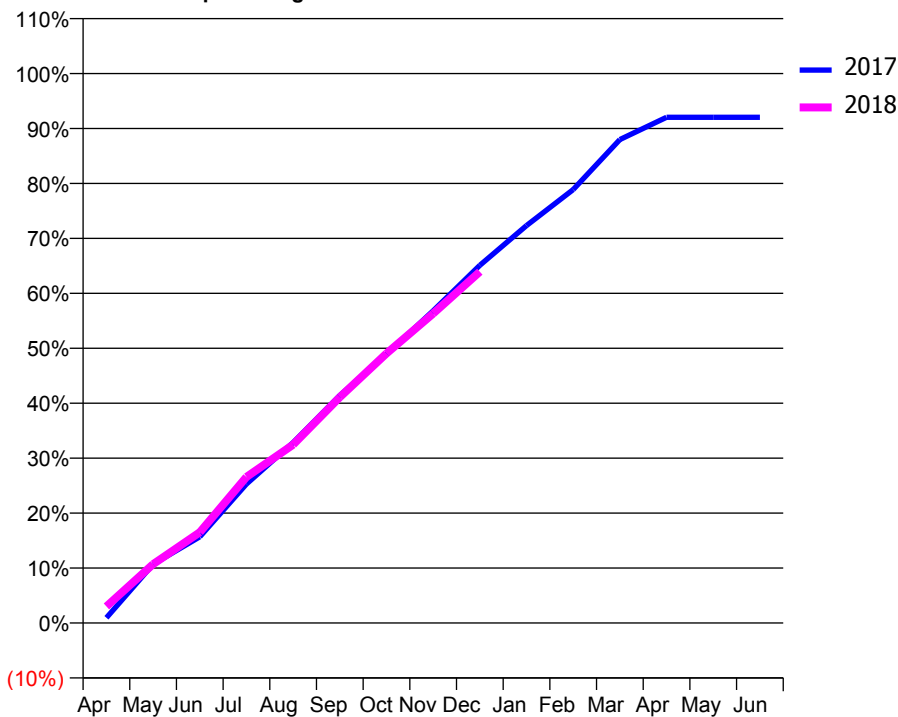
### ACCESS\*

Patients seen in 24 months	Total	Change since previous quarter
Quarter ending December 2016	10,058	
Quarter ending March 2017	10,042	→
Quarter ending June 2017	10,175	→
Quarter ending September 2017	10,196	→
Quarter ending December 2017	10,249	→
<b>Variance since December 2016</b>	<b>1.9%</b>	<b>→</b>



### ACTIVITY

Cumulative percentage of contracted UDA delivered 2017 & 2018



Month	Adjusted Scheduled Activity (UDA)	
	2017	2018
April	279	882
May	3,126	3,130
June	4,582	4,820
July	7,391	7,764
August	9,594	9,477
September	12,099	12,005
October	14,289	14,327
November	16,599	16,451
December	19,016	18,678
January	21,125	
February	23,038	
March	25,699	
April	26,886	
May	26,884	
June	26,884	

### QUALITY

	Quantity	Base Number	Contract	AT	Region	England
% of FP17s for the same patient ID Re-attending within 3 months - Children	173	2,971	5.8%	12.4%	12.9%	12.0%
% of FP17s for the same patient ID Re-attending within 3 months - Adults	1,114	8,709	12.8%	16.8%	16.5%	15.9%
% of FP17s for the same patient ID Re-attending between 3 & 9 months - Children	1,994	2,971	67.1%	57.3%	59.6%	58.0%
% of FP17s for the same patient ID Re-attending between 3 & 9 months - Adults	5,482	8,709	62.9%	50.6%	52.8%	50.5%
% of FP17s for Band 1 Urgent Courses	588	11,052	5.3%	10.2%	9.1%	9.0%
% of FP17s Relating to Free Repair or Replacements	98	11,052	0.9%	0.9%	1.0%	0.8%
% of FP17s Relating to Continuations	149	11,052	1.3%	1.0%	1.2%	1.1%
% of Patients satisfied with the dentistry they have received	6	6	N/A	91.8%	91.6%	91.5%
% of Patients satisfied with the time they had to wait for an appointment	5	6	N/A	88.2%	88.3%	87.9%

\* This is based on patients treated on this contract for their most recent course of treatment. Figures in italics indicate the base number of FP17s or Patient Questionnaire responses are less than 100. N/A is shown where the base number of responses is less than 10 during the period. % is calculated as Quantity/Base number\*100

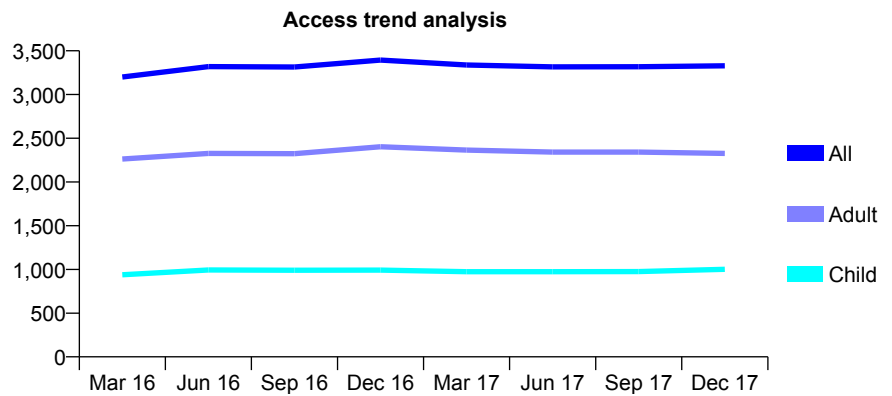
## Q46 - Vital Signs At a Glance Contract Report for 245658/0001 - December 2017

Name or company name	MR K HAMEED
Contract type name	GDS Contract
Purpose of contract	General
Contract start date	01/04/2006
Contract end date	

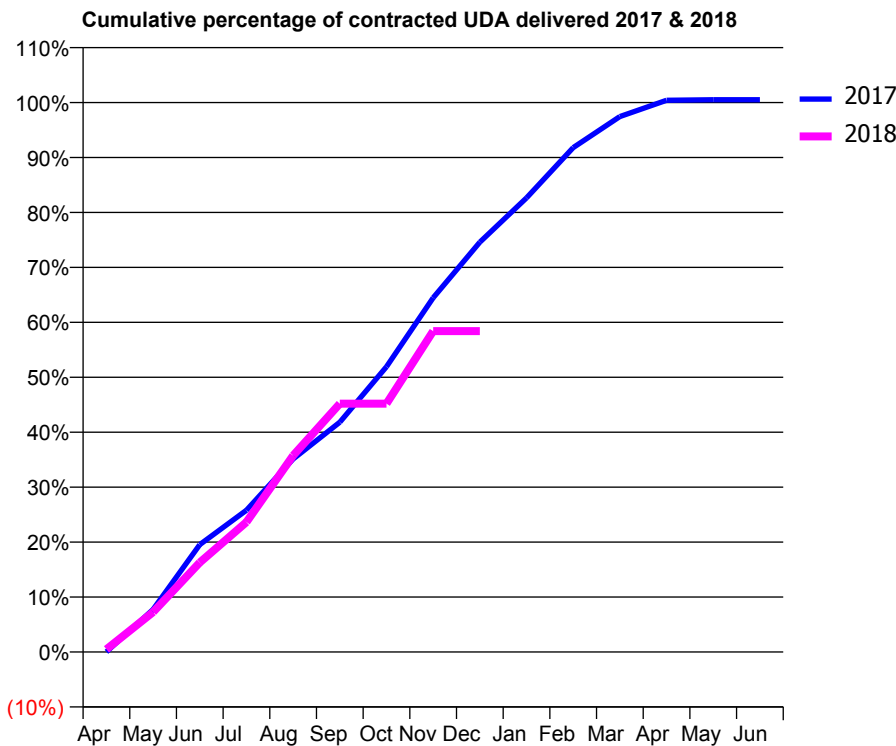
17/18 Contracted general activity (UDA)	8,433
Carry forward general activity (UDA)	-42
17/18 Contracted orthodontic activity (UOA)	0
Carry forward orthodontic activity (UOA)	0
Baseline contract value	£230,671.97

### ACCESS\*

Patients seen in 24 months	Total	Change since previous quarter
Quarter ending December 2016	3,394	
Quarter ending March 2017	3,338	↓
Quarter ending June 2017	3,316	→
Quarter ending September 2017	3,318	→
Quarter ending December 2017	3,328	→
<b>Variance since December 2016</b>	<b>(1.9%)</b>	<b>↓</b>



### ACTIVITY



Month	Adjusted Scheduled Activity (UDA)	
	2017	2018
April	3	42
May	654	612
June	1,648	1,373
July	2,177	1,994
August	2,962	3,015
September	3,527	3,811
October	4,378	3,811
November	5,436	4,924
December	6,289	4,924
January	6,969	
February	7,742	
March	8,218	
April	8,467	
May	8,475	
June	8,475	

### QUALITY

	Quantity	Base Number	Contract	AT	Region	England
% of FP17s for the same patient ID Re-attending within 3 months - Children	66	974	6.8%	12.4%	12.9%	12.0%
% of FP17s for the same patient ID Re-attending within 3 months - Adults	332	1,922	17.3%	16.8%	16.5%	15.9%
% of FP17s for the same patient ID Re-attending between 3 & 9 months - Children	637	974	65.4%	57.3%	59.6%	58.0%
% of FP17s for the same patient ID Re-attending between 3 & 9 months - Adults	979	1,922	50.9%	50.6%	52.8%	50.5%
% of FP17s for Band 1 Urgent Courses	174	2,756	6.3%	10.2%	9.1%	9.0%
% of FP17s Relating to Free Repair or Replacements	2	2,756	0.1%	0.9%	1.0%	0.8%
% of FP17s Relating to Continuations	57	2,756	2.1%	1.0%	1.2%	1.1%
% of Patients satisfied with the dentistry they have received	4	4	N/A	91.8%	91.6%	91.5%
% of Patients satisfied with the time they had to wait for an appointment	4	4	N/A	88.2%	88.3%	87.9%

\* This is based on patients treated on this contract for their most recent course of treatment. Figures in italics indicate the base number of FP17s or Patient Questionnaire responses are less than 100. N/A is shown where the base number of responses is less than 10 during the period. % is calculated as Quantity/Base number\*100

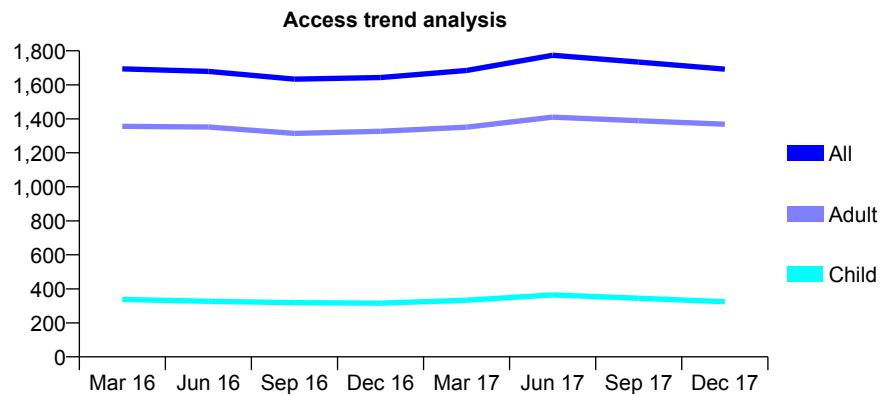
## Q46 - Vital Signs At a Glance Contract Report for 246441/0001 - December 2017

Name or company name	MR R KEIGHOBADI
Contract type name	GDS Contract
Purpose of contract	General
Contract start date	01/04/2006
Contract end date	

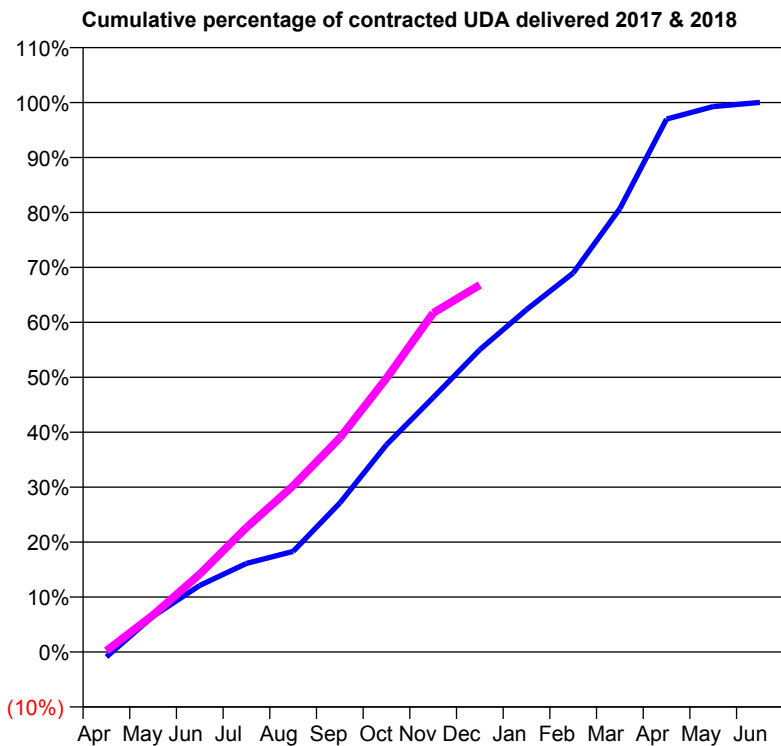
17/18 Contracted general activity (UDA)	5,431
Carry forward general activity (UDA)	-1
17/18 Contracted orthodontic activity (UOA)	0
Carry forward orthodontic activity (UOA)	0
Baseline contract value	£143,245.99

### ACCESS\*

Patients seen in 24 months	Total	Change since previous quarter
Quarter ending December 2016	1,643	
Quarter ending March 2017	1,684	↑
Quarter ending June 2017	1,774	↑
Quarter ending September 2017	1,734	↓
Quarter ending December 2017	1,692	↓
<b>Variance since December 2016</b>	<b>3.0%</b>	<b>↑</b>



### ACTIVITY



Month	Adjusted Scheduled Activity (UDA)	
	2017	2018
April	-49	13
May	354	365
June	658	770
July	875	1,231
August	994	1,642
September	1,473	2,116
October	2,049	2,707
November	2,516	3,351
December	2,988	3,627
January	3,383	
February	3,747	
March	4,383	
April	5,267	
May	5,390	
June	5,432	

### QUALITY

	Quantity	Base Number	Contract	AT	Region	England
% of FP17s for the same patient ID Re-attending within 3 months - Children	20	324	6.2%	12.4%	12.9%	12.0%
% of FP17s for the same patient ID Re-attending within 3 months - Adults	231	1,339	17.3%	16.8%	16.5%	15.9%
% of FP17s for the same patient ID Re-attending between 3 & 9 months - Children	90	324	27.8%	57.3%	59.6%	58.0%
% of FP17s for the same patient ID Re-attending between 3 & 9 months - Adults	471	1,339	35.2%	50.6%	52.8%	50.5%
% of FP17s for Band 1 Urgent Courses	198	1,312	15.1%	10.2%	9.1%	9.0%
% of FP17s Relating to Free Repair or Replacements	5	1,312	0.4%	0.9%	1.0%	0.8%
% of FP17s Relating to Continuations	5	1,312	0.4%	1.0%	1.2%	1.1%
% of Patients satisfied with the dentistry they have received	1	2	N/A	91.8%	91.6%	91.5%
% of Patients satisfied with the time they had to wait for an appointment	2	2	N/A	88.2%	88.3%	87.9%

\* This is based on patients treated on this contract for their most recent course of treatment. Figures in italics indicate the base number of FP17s or Patient Questionnaire responses are less than 100. N/A is shown where the base number of responses is less than 10 during the period. % is calculated as Quantity/Base number\*100

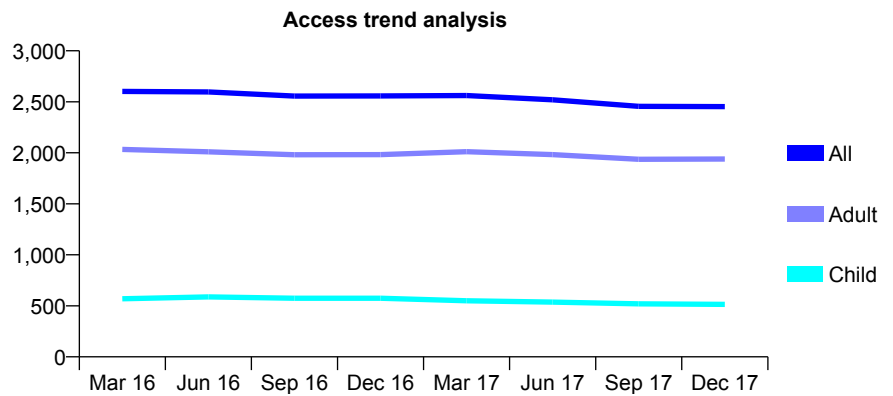
## Q46 - Vital Signs At a Glance Contract Report for 253081/0001 - December 2017

Name or company name	MISS GM Zverblis
Contract type name	GDS Contract
Purpose of contract	General
Contract start date	01/04/2006
Contract end date	

17/18 Contracted general activity (UDA)	8,542
Carry forward general activity (UDA)	-96
17/18 Contracted orthodontic activity (UOA)	0
Carry forward orthodontic activity (UOA)	0
Baseline contract value	£211,209.07

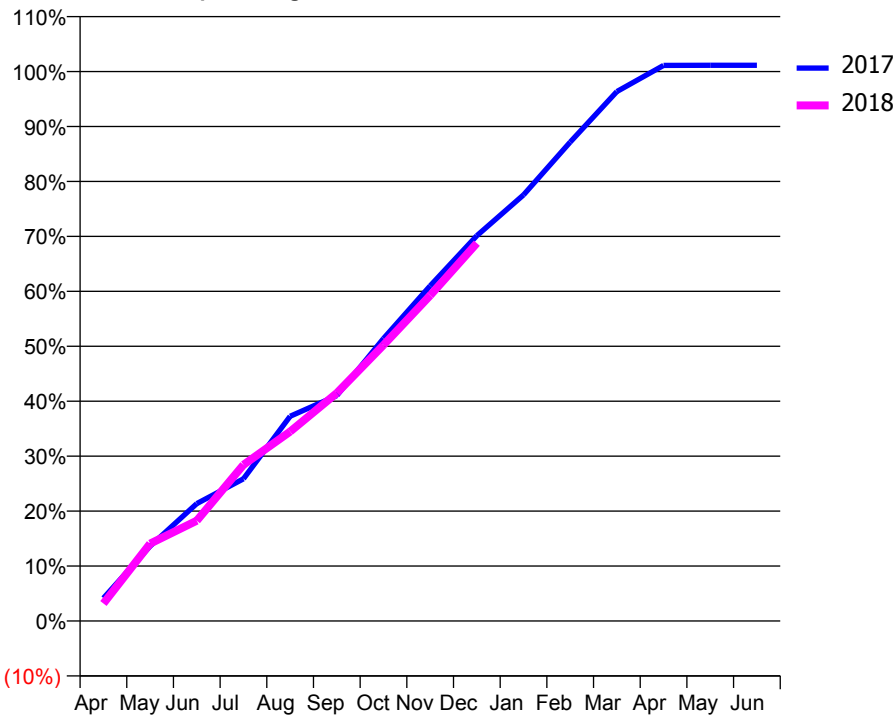
### ACCESS\*

Patients seen in 24 months	Total	Change since previous quarter
Quarter ending December 2016	2,557	
Quarter ending March 2017	2,561	→
Quarter ending June 2017	2,519	↓
Quarter ending September 2017	2,456	↓
Quarter ending December 2017	2,453	→
<b>Variance since December 2016</b>	<b>(4.1%)</b>	<b>↓</b>



### ACTIVITY

Cumulative percentage of contracted UDA delivered 2017 & 2018



Month	Adjusted Scheduled Activity (UDA)	
	2017	2018
April	356	273
May	1,163	1,203
June	1,824	1,560
July	2,210	2,429
August	3,183	2,945
September	3,504	3,543
October	4,391	4,289
November	5,210	5,060
December	5,989	5,874
January	6,623	
February	7,445	
March	8,229	
April	8,636	
May	8,638	
June	8,638	

### QUALITY

	Quantity	Base Number	Contract	AT	Region	England
% of FP17s for the same patient ID Re-attending within 3 months - Children	29	578	5.0%	12.4%	12.9%	12.0%
% of FP17s for the same patient ID Re-attending within 3 months - Adults	469	2,467	19.0%	16.8%	16.5%	15.9%
% of FP17s for the same patient ID Re-attending between 3 & 9 months - Children	389	578	67.3%	57.3%	59.6%	58.0%
% of FP17s for the same patient ID Re-attending between 3 & 9 months - Adults	1,410	2,467	57.2%	50.6%	52.8%	50.5%
% of FP17s for Band 1 Urgent Courses	234	2,888	8.1%	10.2%	9.1%	9.0%
% of FP17s Relating to Free Repair or Replacements	40	2,888	1.4%	0.9%	1.0%	0.8%
% of FP17s Relating to Continuations	40	2,888	1.4%	1.0%	1.2%	1.1%
% of Patients satisfied with the dentistry they have received	0	0	N/A	91.8%	91.6%	91.5%
% of Patients satisfied with the time they had to wait for an appointment	0	0	N/A	88.2%	88.3%	87.9%

\* This is based on patients treated on this contract for their most recent course of treatment. Figures in italics indicate the base number of FP17s or Patient Questionnaire responses are less than 100. N/A is shown where the base number of responses is less than 10 during the period. % is calculated as Quantity/Base number\*100

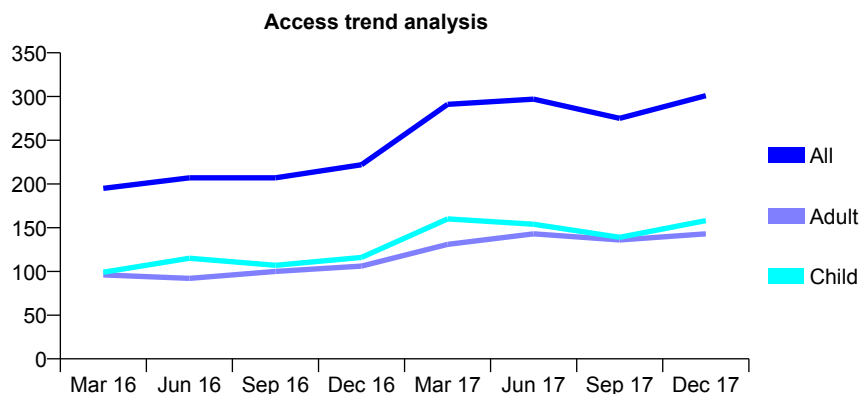
## Q46 - Vital Signs At a Glance Contract Report for 253081/0003 - December 2017

Name or company name	MISS GM Zverblis
Contract type name	GDS Contract
Purpose of contract	General
Contract start date	14/09/2015
Contract end date	

17/18 Contracted general activity (UDA)	730
Carry forward general activity (UDA)	0
17/18 Contracted orthodontic activity (UOA)	0
Carry forward orthodontic activity (UOA)	0
Baseline contract value	£18,049.94

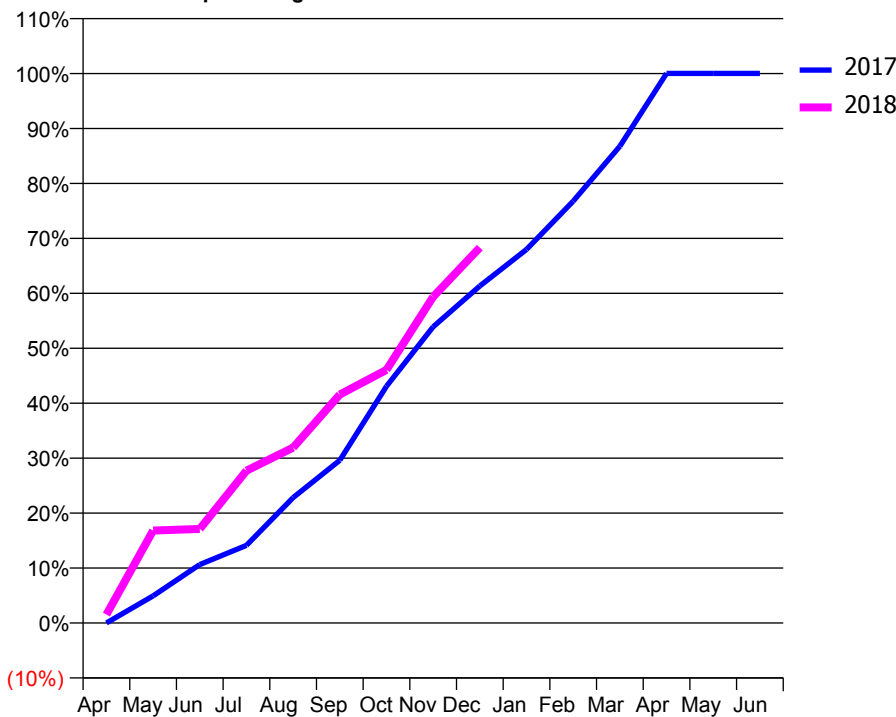
### ACCESS\*

Patients seen in 24 months	Total	Change since previous quarter
Quarter ending December 2016	222	
Quarter ending March 2017	291	↑
Quarter ending June 2017	297	↑
Quarter ending September 2017	275	↓
Quarter ending December 2017	301	↑
<b>Variance since December 2016</b>	<b>35.6%</b>	<b>↑</b>



### ACTIVITY

**Cumulative percentage of contracted UDA delivered 2017 & 2018**



Month	Adjusted Scheduled Activity (UDA)	
	2017	2018
April	0	11
May	36	123
June	78	125
July	103	202
August	167	233
September	216	304
October	315	336
November	394	433
December	448	499
January	496	
February	560	
March	633	
April	730	
May	730	
June	730	

### QUALITY

	Quantity	Base Number	Contract	AT	Region	England
% of FP17s for the same patient ID Re-attending within 3 months - Children	5	199	2.5%	12.4%	12.9%	12.0%
% of FP17s for the same patient ID Re-attending within 3 months - Adults	11	160	6.9%	16.8%	16.5%	15.9%
% of FP17s for the same patient ID Re-attending between 3 & 9 months - Children	48	199	24.1%	57.3%	59.6%	58.0%
% of FP17s for the same patient ID Re-attending between 3 & 9 months - Adults	32	160	20.0%	50.6%	52.8%	50.5%
% of FP17s for Band 1 Urgent Courses	29	309	9.4%	10.2%	9.1%	9.0%
% of FP17s Relating to Free Repair or Replacements	0	309	0.0%	0.9%	1.0%	0.8%
% of FP17s Relating to Continuations	0	309	0.0%	1.0%	1.2%	1.1%
% of Patients satisfied with the dentistry they have received	0	0	N/A	91.8%	91.6%	91.5%
% of Patients satisfied with the time they had to wait for an appointment	0	0	N/A	88.2%	88.3%	87.9%

\* This is based on patients treated on this contract for their most recent course of treatment. Figures in italics indicate the base number of FP17s or Patient Questionnaire responses are less than 100. N/A is shown where the base number of responses is less than 10 during the period. % is calculated as Quantity/Base number\*100

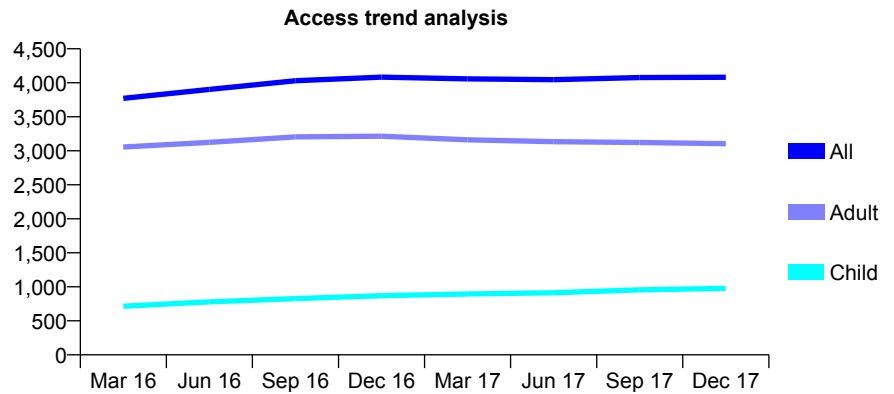
## Q46 - Vital Signs At a Glance Contract Report for 258873/0001 - December 2017

Name or company name	MR VK AGGARWAL
Contract type name	GDS Contract
Purpose of contract	General
Contract start date	01/04/2012
Contract end date	

17/18 Contracted general activity (UDA)	13,233
Carry forward general activity (UDA)	223
17/18 Contracted orthodontic activity (UOA)	0
Carry forward orthodontic activity (UOA)	0
Baseline contract value	£327,198.52

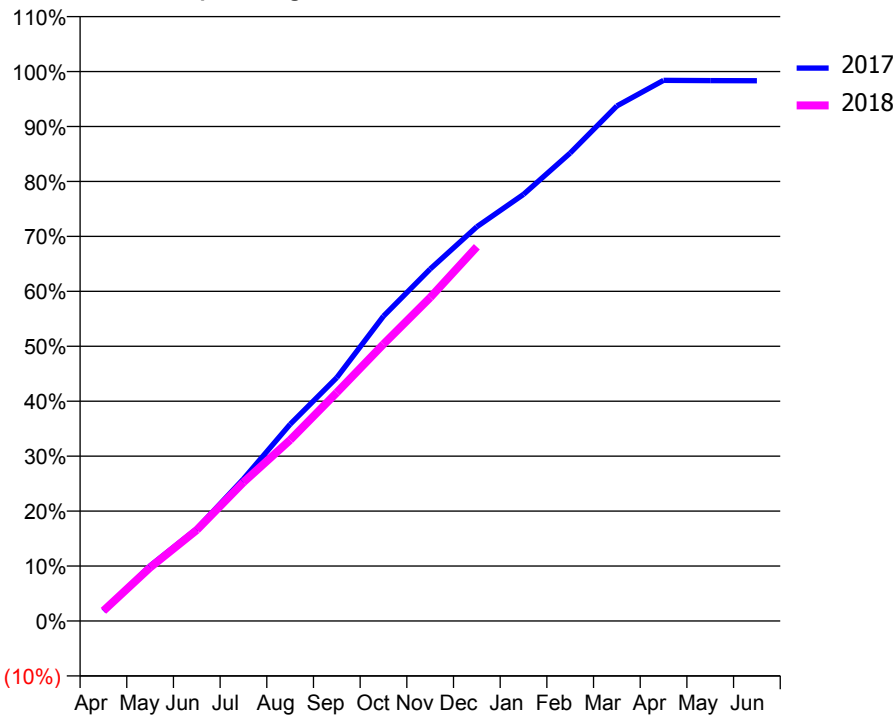
### ACCESS\*

Patients seen in 24 months	Total	Change since previous quarter
Quarter ending December 2016	4,084	
Quarter ending March 2017	4,058	→
Quarter ending June 2017	4,046	→
Quarter ending September 2017	4,077	→
Quarter ending December 2017	4,082	→
<b>Variance since December 2016</b>	<b>(0.0%)</b>	→



### ACTIVITY

Cumulative percentage of contracted UDA delivered 2017 & 2018



Month	Adjusted Scheduled Activity (UDA)	
	2017	2018
April	238	244
May	1,329	1,289
June	2,220	2,191
July	3,421	3,341
August	4,737	4,359
September	5,862	5,503
October	7,343	6,668
November	8,475	7,790
December	9,495	9,013
January	10,275	
February	11,270	
March	12,402	
April	13,019	
May	13,013	
June	13,010	

### QUALITY

	Quantity	Base Number	Contract	AT	Region	England
% of FP17s for the same patient ID Re-attending within 3 months - Children	139	1,313	10.6%	12.4%	12.9%	12.0%
% of FP17s for the same patient ID Re-attending within 3 months - Adults	482	3,677	13.1%	16.8%	16.5%	15.9%
% of FP17s for the same patient ID Re-attending between 3 & 9 months - Children	840	1,313	64.0%	57.3%	59.6%	58.0%
% of FP17s for the same patient ID Re-attending between 3 & 9 months - Adults	2,543	3,677	69.2%	50.6%	52.8%	50.5%
% of FP17s for Band 1 Urgent Courses	295	4,705	6.3%	10.2%	9.1%	9.0%
% of FP17s Relating to Free Repair or Replacements	108	4,705	2.3%	0.9%	1.0%	0.8%
% of FP17s Relating to Continuations	44	4,705	0.9%	1.0%	1.2%	1.1%
% of Patients satisfied with the dentistry they have received	19	20	95.0%	91.8%	91.6%	91.5%
% of Patients satisfied with the time they had to wait for an appointment	19	20	95.0%	88.2%	88.3%	87.9%

\* This is based on patients treated on this contract for their most recent course of treatment. Figures in italics indicate the base number of FP17s or Patient Questionnaire responses are less than 100. N/A is shown where the base number of responses is less than 10 during the period. % is calculated as Quantity/Base number\*100

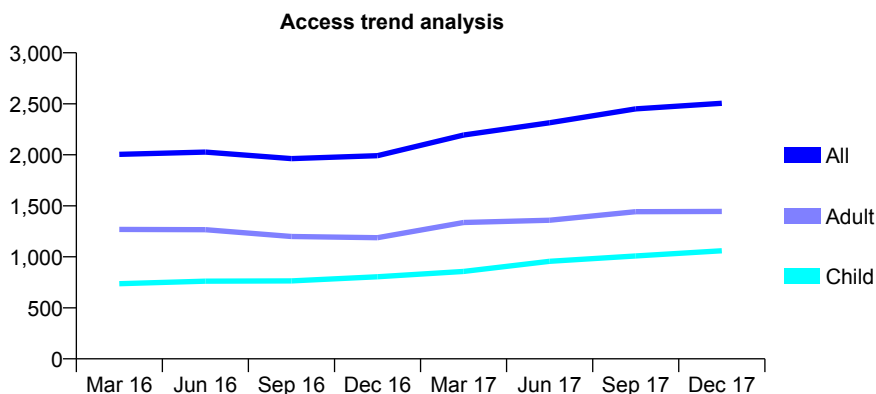
## Q46 - Vital Signs At a Glance Contract Report for 261963/0001 - December 2017

Name or company name	MISS A AHMED
Contract type name	GDS Contract
Purpose of contract	General
Contract start date	01/04/2006
Contract end date	

17/18 Contracted general activity (UDA)	6,625
Carry forward general activity (UDA)	-1
17/18 Contracted orthodontic activity (UOA)	0
Carry forward orthodontic activity (UOA)	0
Baseline contract value	£200,324.04

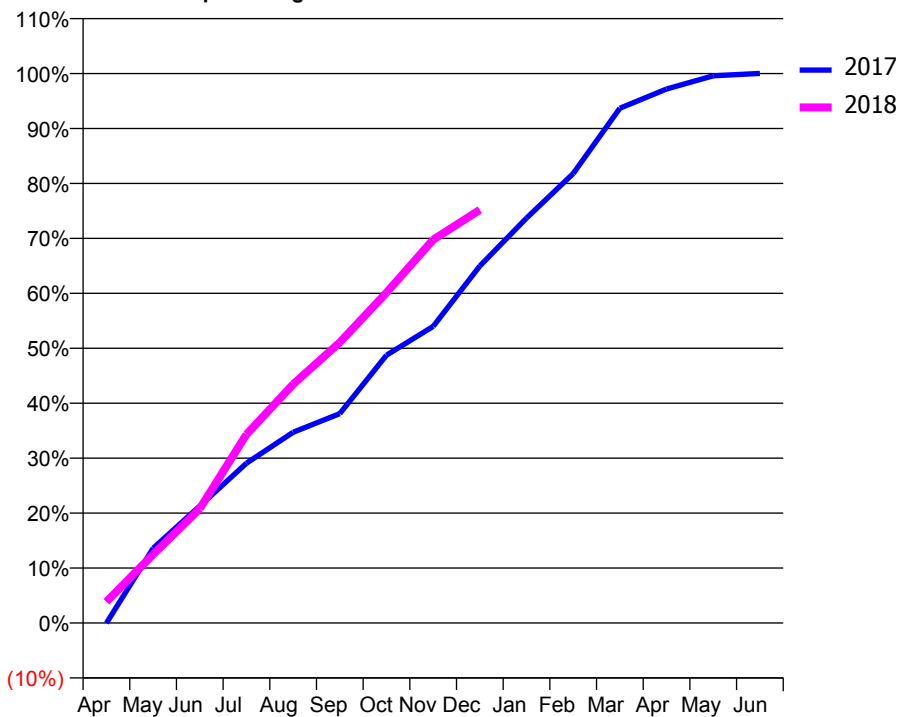
### ACCESS\*

Patients seen in 24 months	Total	Change since previous quarter
Quarter ending December 2016	1,991	
Quarter ending March 2017	2,194	↑
Quarter ending June 2017	2,315	↑
Quarter ending September 2017	2,450	↑
Quarter ending December 2017	2,505	↑
<b>Variance since December 2016</b>	<b>25.8%</b>	<b>↑</b>



### ACTIVITY

Cumulative percentage of contracted UDA delivered 2017 & 2018



Month	Adjusted Scheduled Activity (UDA)	
	2017	2018
April	-3	257
May	901	827
June	1,411	1,378
July	1,928	2,275
August	2,300	2,878
September	2,525	3,384
October	3,229	3,983
November	3,577	4,622
December	4,304	4,981
January	4,881	
February	5,419	
March	6,207	
April	6,439	
May	6,598	
June	6,626	

### QUALITY

	Quantity	Base Number	Contract	AT	Region	England
% of FP17s for the same patient ID Re-attending within 3 months - Children	163	1,260	12.9%	12.4%	12.9%	12.0%
% of FP17s for the same patient ID Re-attending within 3 months - Adults	236	1,568	15.1%	16.8%	16.5%	15.9%
% of FP17s for the same patient ID Re-attending between 3 & 9 months - Children	700	1,260	55.6%	57.3%	59.6%	58.0%
% of FP17s for the same patient ID Re-attending between 3 & 9 months - Adults	873	1,568	55.7%	50.6%	52.8%	50.5%
% of FP17s for Band 1 Urgent Courses	171	2,648	6.5%	10.2%	9.1%	9.0%
% of FP17s Relating to Free Repair or Replacements	4	2,648	0.2%	0.9%	1.0%	0.8%
% of FP17s Relating to Continuations	9	2,648	0.3%	1.0%	1.2%	1.1%
% of Patients satisfied with the dentistry they have received	3	3	N/A	91.8%	91.6%	91.5%
% of Patients satisfied with the time they had to wait for an appointment	2	3	N/A	88.2%	88.3%	87.9%

\* This is based on patients treated on this contract for their most recent course of treatment. Figures in italics indicate the base number of FP17s or Patient Questionnaire responses are less than 100. N/A is shown where the base number of responses is less than 10 during the period. % is calculated as Quantity/Base number\*100

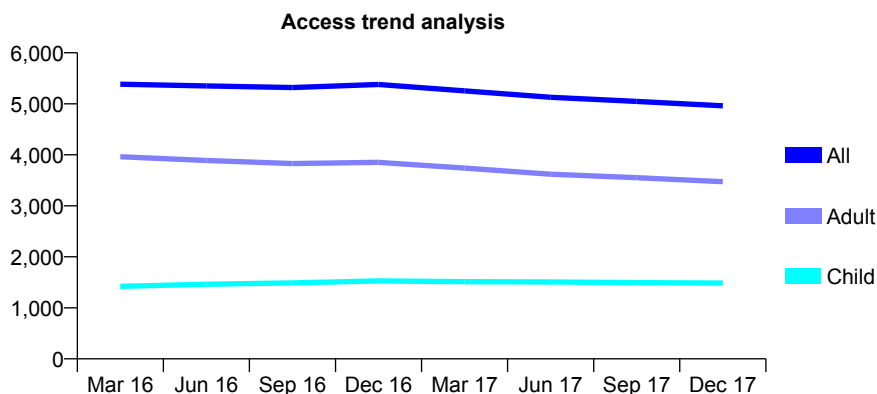
## Q46 - Vital Signs At a Glance Contract Report for 295183/0001 - December 2017

Name or company name	MR CC LIU
Contract type name	GDS Contract
Purpose of contract	General
Contract start date	01/03/2014
Contract end date	

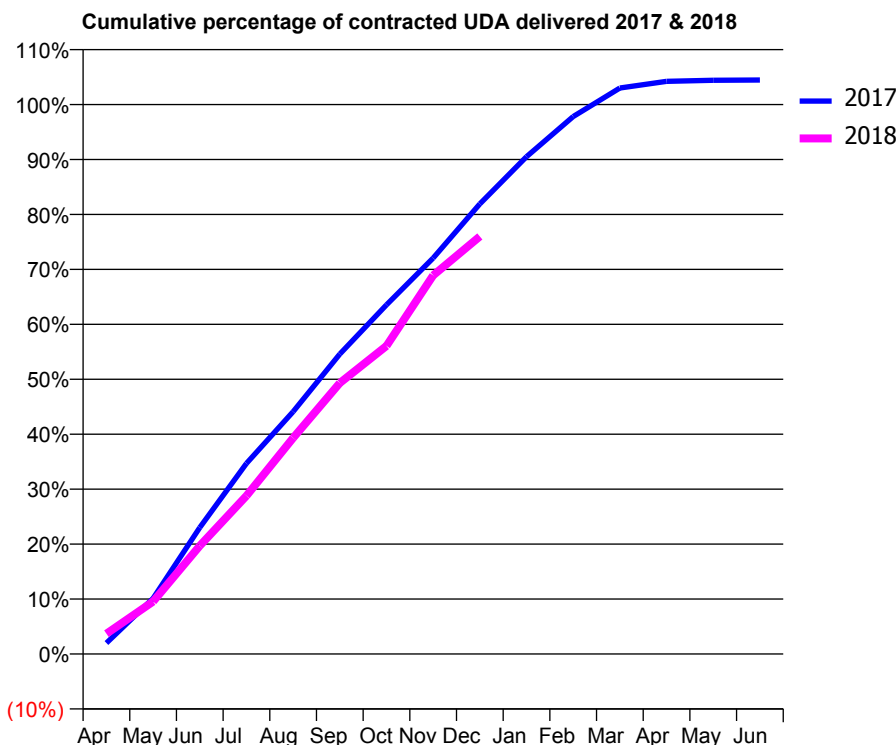
17/18 Contracted general activity (UDA)	15,034
Carry forward general activity (UDA)	-301
17/18 Contracted orthodontic activity (UOA)	0
Carry forward orthodontic activity (UOA)	0
Baseline contract value	£436,663.49

### ACCESS\*

Patients seen in 24 months	Total	Change since previous quarter
Quarter ending December 2016	5,379	
Quarter ending March 2017	5,253	↓
Quarter ending June 2017	5,128	↓
Quarter ending September 2017	5,047	↓
Quarter ending December 2017	4,960	↓
<b>Variance since December 2016</b>	<b>(7.8%)</b>	<b>↓</b>



### ACTIVITY



Month	Adjusted Scheduled Activity (UDA)	
	2017	2018
April	301	557
May	1,521	1,435
June	3,462	2,962
July	5,215	4,330
August	6,632	5,912
September	8,205	7,415
October	9,554	8,429
November	10,834	10,361
December	12,314	11,424
January	13,605	
February	14,705	
March	15,487	
April	15,669	
May	15,698	
June	15,704	

### QUALITY

	Quantity	Base Number	Contract	AT	Region	England
% of FP17s for the same patient ID Re-attending within 3 months - Children	90	1,324	6.8%	12.4%	12.9%	12.0%
% of FP17s for the same patient ID Re-attending within 3 months - Adults	395	2,894	13.6%	16.8%	16.5%	15.9%
% of FP17s for the same patient ID Re-attending between 3 & 9 months - Children	541	1,324	40.9%	57.3%	59.6%	58.0%
% of FP17s for the same patient ID Re-attending between 3 & 9 months - Adults	1,111	2,894	38.4%	50.6%	52.8%	50.5%
% of FP17s for Band 1 Urgent Courses	514	4,138	12.4%	10.2%	9.1%	9.0%
% of FP17s Relating to Free Repair or Replacements	2	4,138	0.0%	0.9%	1.0%	0.8%
% of FP17s Relating to Continuations	0	4,138	0.0%	1.0%	1.2%	1.1%
% of Patients satisfied with the dentistry they have received	1	1	N/A	91.8%	91.6%	91.5%
% of Patients satisfied with the time they had to wait for an appointment	1	1	N/A	88.2%	88.3%	87.9%

\* This is based on patients treated on this contract for their most recent course of treatment. Figures in italics indicate the base number of FP17s or Patient Questionnaire responses are less than 100. N/A is shown where the base number of responses is less than 10 during the period. % is calculated as Quantity/Base number\*100



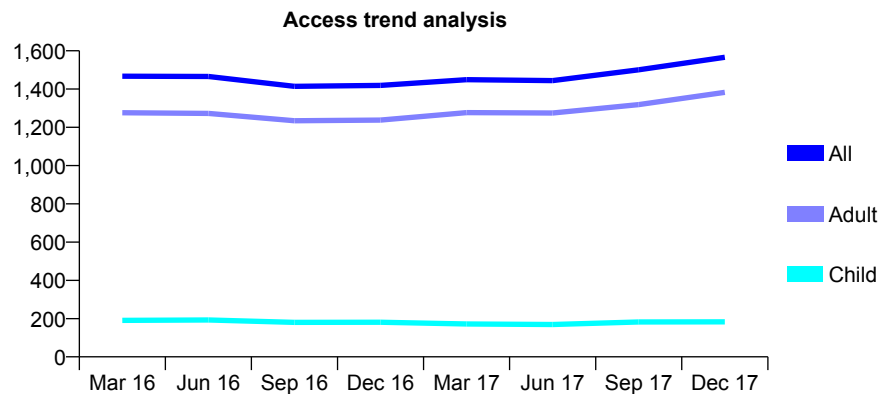
## Q46 - Vital Signs At a Glance Contract Report for 305294/0001 - December 2017

Name or company name	MR DC MOSS
Contract type name	GDS Contract
Purpose of contract	General
Contract start date	01/04/2006
Contract end date	

17/18 Contracted general activity (UDA)	6,720
Carry forward general activity (UDA)	205
17/18 Contracted orthodontic activity (UOA)	0
Carry forward orthodontic activity (UOA)	0
Baseline contract value	£185,067.54

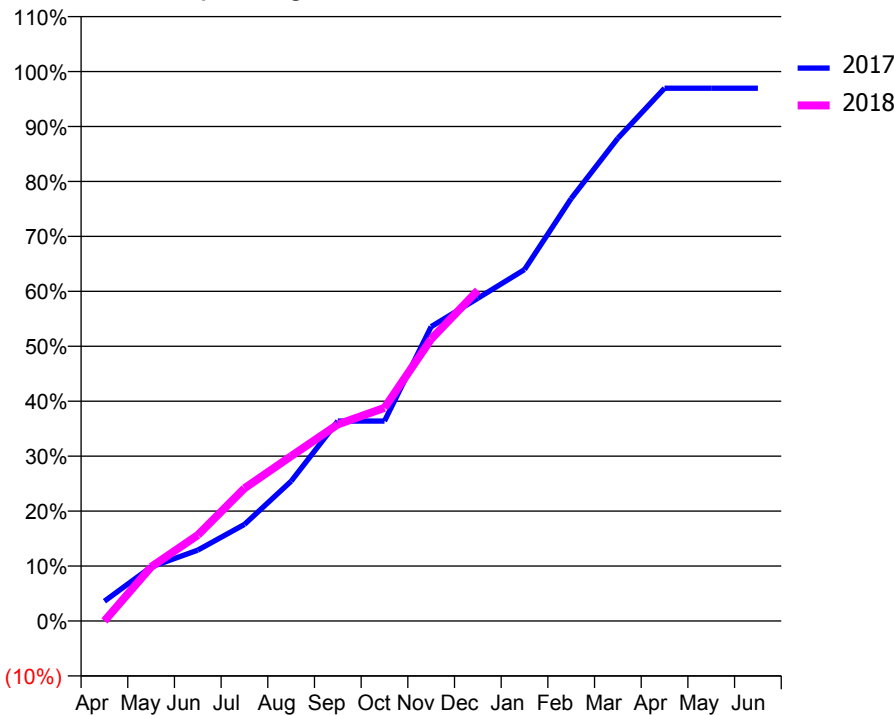
### ACCESS\*

Patients seen in 24 months	Total	Change since previous quarter
Quarter ending December 2016	1,419	
Quarter ending March 2017	1,449	↑
Quarter ending June 2017	1,444	→
Quarter ending September 2017	1,501	↑
Quarter ending December 2017	1,566	↑
<b>Variance since December 2016</b>	<b>10.4%</b>	<b>↑</b>



### ACTIVITY

Cumulative percentage of contracted UDA delivered 2017 & 2018



Month	Adjusted Scheduled Activity (UDA)	
	2017	2018
April	242	1
May	661	662
June	866	1,051
July	1,181	1,623
August	1,710	2,017
September	2,446	2,404
October	2,446	2,606
November	3,600	3,449
December	3,948	4,044
January	4,298	
February	5,167	
March	5,904	
April	6,515	
May	6,515	
June	6,515	

### QUALITY

	Quantity	Base Number	Contract	AT	Region	England
% of FP17s for the same patient ID Re-attending within 3 months - Children	5	179	2.8%	12.4%	12.9%	12.0%
% of FP17s for the same patient ID Re-attending within 3 months - Adults	89	1,181	7.5%	16.8%	16.5%	15.9%
% of FP17s for the same patient ID Re-attending between 3 & 9 months - Children	93	179	52.0%	57.3%	59.6%	58.0%
% of FP17s for the same patient ID Re-attending between 3 & 9 months - Adults	537	1,181	45.5%	50.6%	52.8%	50.5%
% of FP17s for Band 1 Urgent Courses	0	1,260	0.0%	10.2%	9.1%	9.0%
% of FP17s Relating to Free Repair or Replacements	7	1,260	0.6%	0.9%	1.0%	0.8%
% of FP17s Relating to Continuations	30	1,260	2.4%	1.0%	1.2%	1.1%
% of Patients satisfied with the dentistry they have received	0	0	N/A	91.8%	91.6%	91.5%
% of Patients satisfied with the time they had to wait for an appointment	0	0	N/A	88.2%	88.3%	87.9%

\* This is based on patients treated on this contract for their most recent course of treatment. Figures in italics indicate the base number of FP17s or Patient Questionnaire responses are less than 100. N/A is shown where the base number of responses is less than 10 during the period. % is calculated as Quantity/Base number\*100

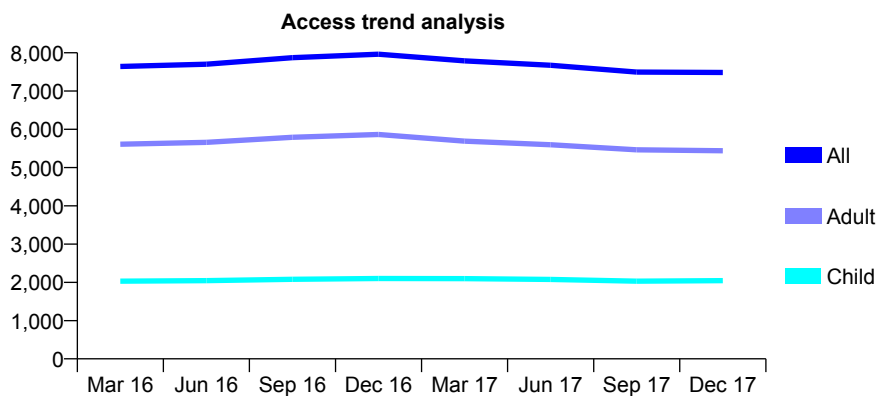
## Q46 - Vital Signs At a Glance Contract Report for 309788/0001 - December 2017

Name or company name	Crown Dental Practice Partnership
Contract type name	GDS Contract
Purpose of contract	General
Contract start date	01/04/2006
Contract end date	

17/18 Contracted general activity (UDA)	22,972
Carry forward general activity (UDA)	759
17/18 Contracted orthodontic activity (UOA)	0
Carry forward orthodontic activity (UOA)	0
Baseline contract value	£773,269.68

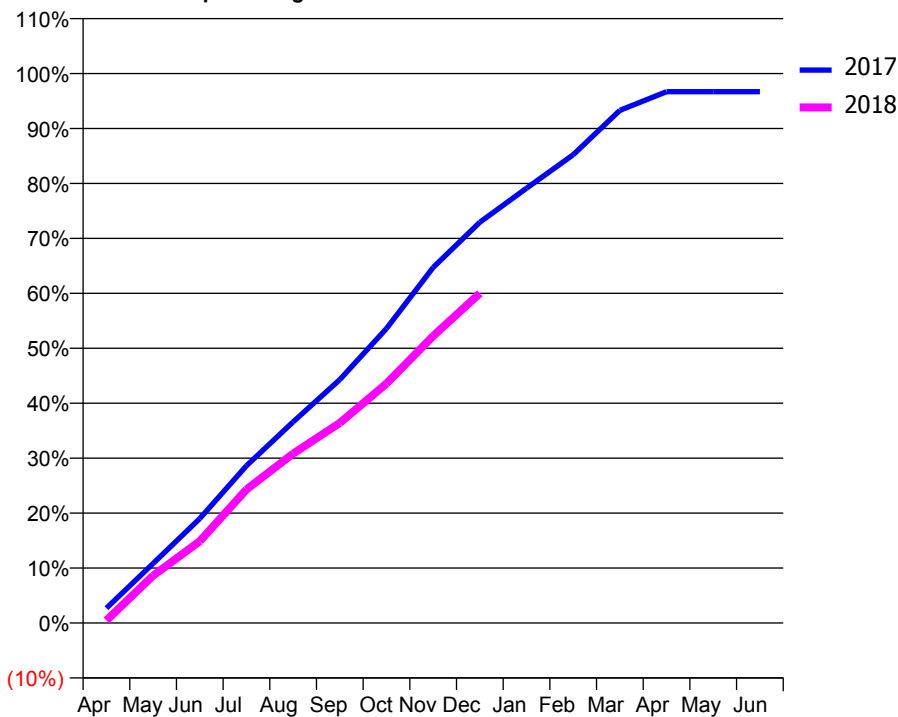
### ACCESS\*

Patients seen in 24 months	Total	Change since previous quarter
Quarter ending December 2016	7,965	
Quarter ending March 2017	7,788	↓
Quarter ending June 2017	7,673	↓
Quarter ending September 2017	7,495	↓
Quarter ending December 2017	7,486	→
<b>Variance since December 2016</b>	<b>(6.0%)</b>	<b>↓</b>



### ACTIVITY

Cumulative percentage of contracted UDA delivered 2017 & 2018



Month	Adjusted Scheduled Activity (UDA)	
	2017	2018
April	620	111
May	2,489	1,982
June	4,366	3,422
July	6,577	5,583
August	8,409	7,082
September	10,178	8,362
October	12,312	10,008
November	14,865	12,002
December	16,752	13,782
January	18,178	
February	19,574	
March	21,432	
April	22,211	
May	22,213	
June	22,213	

### QUALITY

	Quantity	Base Number	Contract	AT	Region	England
% of FP17s for the same patient ID Re-attending within 3 months - Children	139	1,905	7.3%	12.4%	12.9%	12.0%
% of FP17s for the same patient ID Re-attending within 3 months - Adults	779	4,952	15.7%	16.8%	16.5%	15.9%
% of FP17s for the same patient ID Re-attending between 3 & 9 months - Children	960	1,905	50.4%	57.3%	59.6%	58.0%
% of FP17s for the same patient ID Re-attending between 3 & 9 months - Adults	2,238	4,952	45.2%	50.6%	52.8%	50.5%
% of FP17s for Band 1 Urgent Courses	964	6,558	14.7%	10.2%	9.1%	9.0%
% of FP17s Relating to Free Repair or Replacements	67	6,558	1.0%	0.9%	1.0%	0.8%
% of FP17s Relating to Continuations	95	6,558	1.4%	1.0%	1.2%	1.1%
% of Patients satisfied with the dentistry they have received	2	2	N/A	91.8%	91.6%	91.5%
% of Patients satisfied with the time they had to wait for an appointment	2	2	N/A	88.2%	88.3%	87.9%

\* This is based on patients treated on this contract for their most recent course of treatment. Figures in italics indicate the base number of FP17s or Patient Questionnaire responses are less than 100. N/A is shown where the base number of responses is less than 10 during the period. % is calculated as Quantity/Base number\*100

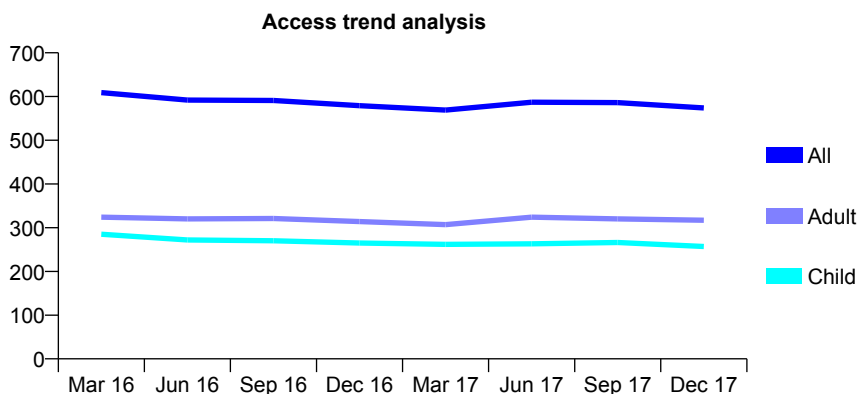
## Q46 - Vital Signs At a Glance Contract Report for 319546/0001 - December 2017

Name or company name	MR PA HIND
Contract type name	GDS Contract
Purpose of contract	General and Orthodontic
Contract start date	01/04/2006
Contract end date	

17/18 Contracted general activity (UDA)	1,800
Carry forward general activity (UDA)	0
17/18 Contracted orthodontic activity (UOA)	180
Carry forward orthodontic activity (UOA)	0
Baseline contract value	£52,875.00

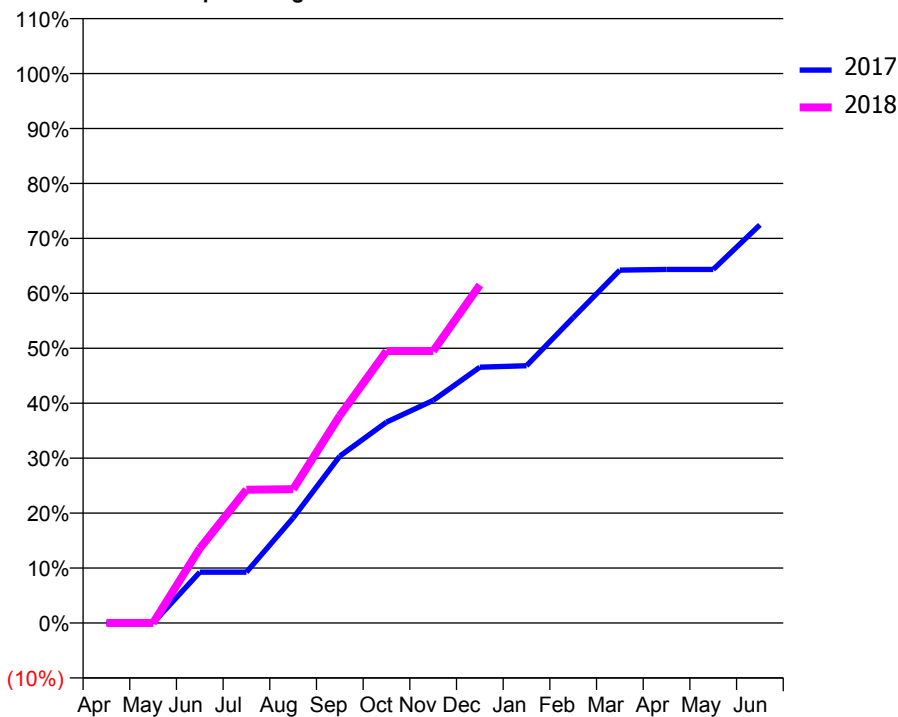
### ACCESS\*

Patients seen in 24 months	Total	Change since previous quarter
Quarter ending December 2016	579	
Quarter ending March 2017	569	↓
Quarter ending June 2017	587	↑
Quarter ending September 2017	586	→
Quarter ending December 2017	574	↓
<b>Variance since December 2016</b>	<b>(0.9%)</b>	→



### ACTIVITY

Cumulative percentage of contracted UDA delivered 2017 & 2018



Month	Adjusted Scheduled Activity (UDA)	
	2017	2018
April	0	0
May	0	0
June	209	244
July	209	436
August	432	438
September	686	679
October	826	891
November	915	891
December	1,052	1,107
January	1,058	
February	1,256	
March	1,451	
April	1,454	
May	1,454	
June	1,637	

### QUALITY

	Quantity	Base Number	Contract	AT	Region	England
% of FP17s for the same patient ID Re-attending within 3 months - Children	48	348	13.8%	12.4%	12.9%	12.0%
% of FP17s for the same patient ID Re-attending within 3 months - Adults	34	305	11.1%	16.8%	16.5%	15.9%
% of FP17s for the same patient ID Re-attending between 3 & 9 months - Children	209	348	60.1%	57.3%	59.6%	58.0%
% of FP17s for the same patient ID Re-attending between 3 & 9 months - Adults	164	305	53.8%	50.6%	52.8%	50.5%
% of FP17s for Band 1 Urgent Courses	5	560	0.9%	10.2%	9.1%	9.0%
% of FP17s Relating to Free Repair or Replacements	0	560	0.0%	0.9%	1.0%	0.8%
% of FP17s Relating to Continuations	0	560	0.0%	1.0%	1.2%	1.1%
% of Patients satisfied with the dentistry they have received	0	0	N/A	91.8%	91.6%	91.5%
% of Patients satisfied with the time they had to wait for an appointment	0	0	N/A	88.2%	88.3%	87.9%

\* This is based on patients treated on this contract for their most recent course of treatment. Figures in italics indicate the base number of FP17s or Patient Questionnaire responses are less than 100. N/A is shown where the base number of responses is less than 10 during the period. % is calculated as Quantity/Base number\*100

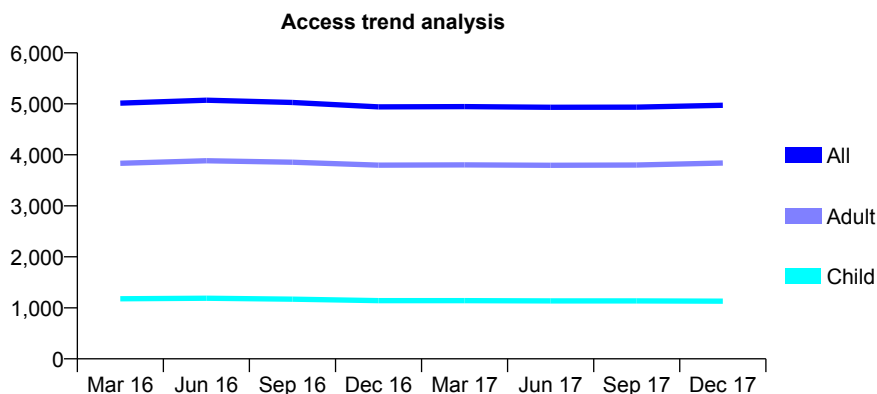
## Q46 - Vital Signs At a Glance Contract Report for 321508/0001 - December 2017

Name or company name	MR M MILNE
Contract type name	GDS Contract
Purpose of contract	General
Contract start date	01/04/2006
Contract end date	

17/18 Contracted general activity (UDA)	15,470
Carry forward general activity (UDA)	325
17/18 Contracted orthodontic activity (UOA)	0
Carry forward orthodontic activity (UOA)	0
Baseline contract value	£539,885.23

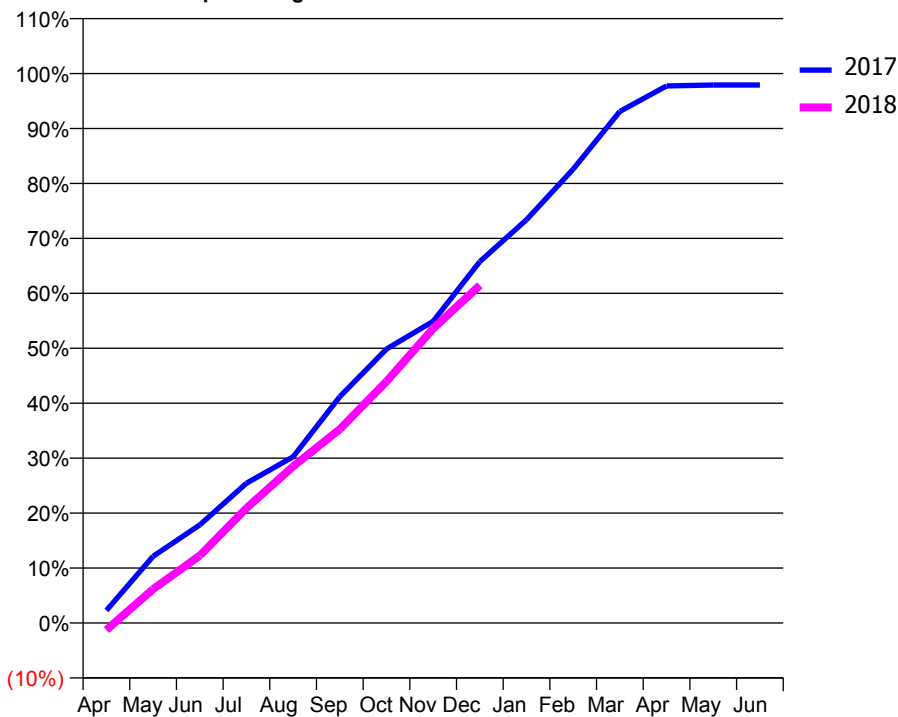
### ACCESS\*

Patients seen in 24 months	Total	Change since previous quarter
Quarter ending December 2016	4,939	
Quarter ending March 2017	4,945	→
Quarter ending June 2017	4,931	→
Quarter ending September 2017	4,935	→
Quarter ending December 2017	4,971	→
<b>Variance since December 2016</b>	<b>0.6%</b>	<b>→</b>



### ACTIVITY

Cumulative percentage of contracted UDA delivered 2017 & 2018



Month	Adjusted Scheduled Activity (UDA)	
	2017	2018
April	354	-197
May	1,879	956
June	2,760	1,898
July	3,937	3,234
August	4,679	4,411
September	6,372	5,457
October	7,712	6,801
November	8,494	8,290
December	10,175	9,507
January	11,355	
February	12,776	
March	14,404	
April	15,119	
May	15,145	
June	15,145	

### QUALITY

	Quantity	Base Number	Contract	AT	Region	England
% of FP17s for the same patient ID Re-attending within 3 months - Children	122	1,089	11.2%	12.4%	12.9%	12.0%
% of FP17s for the same patient ID Re-attending within 3 months - Adults	1,040	4,244	24.5%	16.8%	16.5%	15.9%
% of FP17s for the same patient ID Re-attending between 3 & 9 months - Children	440	1,089	40.4%	57.3%	59.6%	58.0%
% of FP17s for the same patient ID Re-attending between 3 & 9 months - Adults	1,775	4,244	41.8%	50.6%	52.8%	50.5%
% of FP17s for Band 1 Urgent Courses	573	5,002	11.5%	10.2%	9.1%	9.0%
% of FP17s Relating to Free Repair or Replacements	48	5,002	1.0%	0.9%	1.0%	0.8%
% of FP17s Relating to Continuations	111	5,002	2.2%	1.0%	1.2%	1.1%
% of Patients satisfied with the dentistry they have received	6	6	N/A	91.8%	91.6%	91.5%
% of Patients satisfied with the time they had to wait for an appointment	4	6	N/A	88.2%	88.3%	87.9%

\* This is based on patients treated on this contract for their most recent course of treatment. Figures in italics indicate the base number of FP17s or Patient Questionnaire responses are less than 100. N/A is shown where the base number of responses is less than 10 during the period. % is calculated as Quantity/Base number\*100

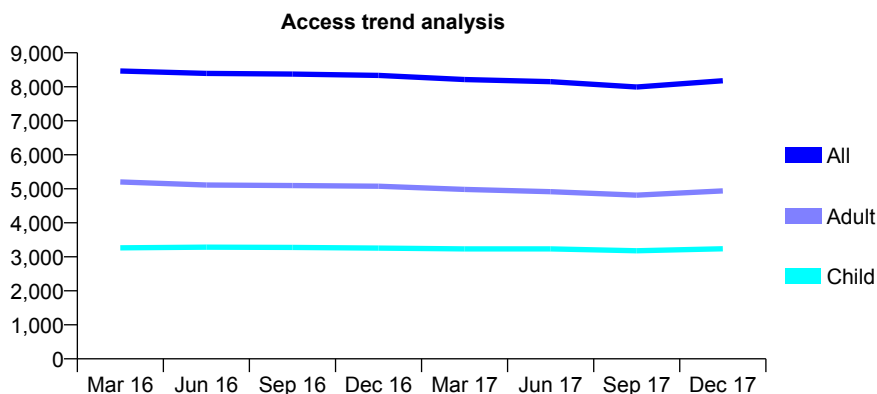
## Q46 - Vital Signs At a Glance Contract Report for 322946/0001 - December 2017

Name or company name	MR MA SOMERVILLE
Contract type name	GDS Contract
Purpose of contract	General
Contract start date	01/04/2006
Contract end date	

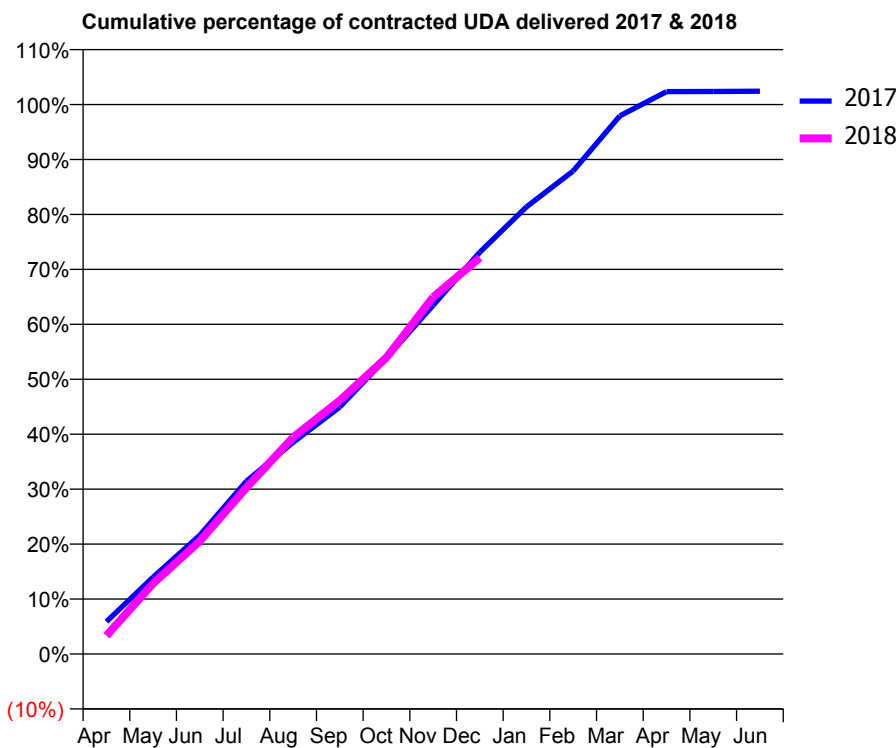
17/18 Contracted general activity (UDA)	22,740
Carry forward general activity (UDA)	-455
17/18 Contracted orthodontic activity (UOA)	0
Carry forward orthodontic activity (UOA)	0
Baseline contract value	£686,420.84

### ACCESS\*

Patients seen in 24 months	Total	Change since previous quarter
Quarter ending December 2016	8,335	
Quarter ending March 2017	8,214	↓
Quarter ending June 2017	8,150	→
Quarter ending September 2017	7,994	↓
Quarter ending December 2017	8,179	↑
<b>Variance since December 2016</b>	<b>(1.9%)</b>	<b>↓</b>



### ACTIVITY



Month	Adjusted Scheduled Activity (UDA)	
	2017	2018
April	1,339	757
May	3,179	2,923
June	4,915	4,670
July	7,154	6,890
August	8,758	8,971
September	10,222	10,494
October	12,252	12,272
November	14,431	14,771
December	16,631	16,405
January	18,503	
February	19,989	
March	22,271	
April	23,274	
May	23,279	
June	23,289	

### QUALITY

	Quantity	Base Number	Contract	AT	Region	England
% of FP17s for the same patient ID Re-attending within 3 months - Children	388	3,419	11.3%	12.4%	12.9%	12.0%
% of FP17s for the same patient ID Re-attending within 3 months - Adults	1,282	5,136	25.0%	16.8%	16.5%	15.9%
% of FP17s for the same patient ID Re-attending between 3 & 9 months - Children	1,719	3,419	50.3%	57.3%	59.6%	58.0%
% of FP17s for the same patient ID Re-attending between 3 & 9 months - Adults	2,153	5,136	41.9%	50.6%	52.8%	50.5%
% of FP17s for Band 1 Urgent Courses	1,061	7,448	14.2%	10.2%	9.1%	9.0%
% of FP17s Relating to Free Repair or Replacements	44	7,448	0.6%	0.9%	1.0%	0.8%
% of FP17s Relating to Continuations	30	7,448	0.4%	1.0%	1.2%	1.1%
% of Patients satisfied with the dentistry they have received	6	8	N/A	91.8%	91.6%	91.5%
% of Patients satisfied with the time they had to wait for an appointment	2	8	N/A	88.2%	88.3%	87.9%

\* This is based on patients treated on this contract for their most recent course of treatment. Figures in italics indicate the base number of FP17s or Patient Questionnaire responses are less than 100. N/A is shown where the base number of responses is less than 10 during the period. % is calculated as Quantity/Base number\*100

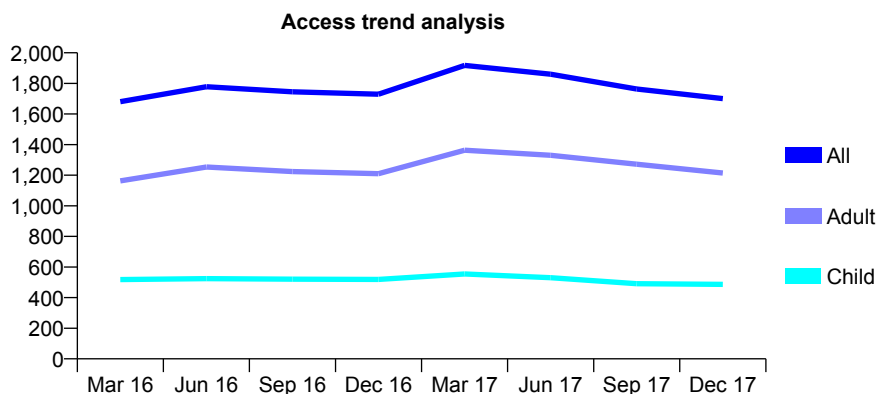
## Q46 - Vital Signs At a Glance Contract Report for 323756/0001 - December 2017

Name or company name	Mr M Mahmood
Contract type name	GDS Contract
Purpose of contract	General
Contract start date	01/04/2006
Contract end date	

17/18 Contracted general activity (UDA)	4,610
Carry forward general activity (UDA)	-52
17/18 Contracted orthodontic activity (UOA)	0
Carry forward orthodontic activity (UOA)	0
Baseline contract value	£114,545.65

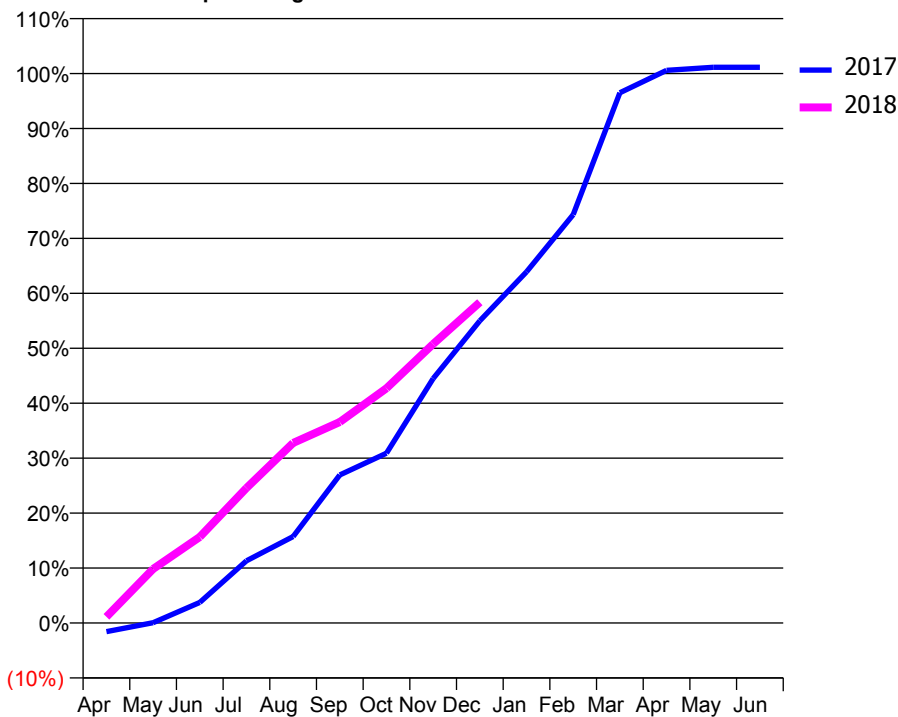
### ACCESS\*

Patients seen in 24 months	Total	Change since previous quarter
Quarter ending December 2016	1,729	
Quarter ending March 2017	1,918	↑
Quarter ending June 2017	1,860	↓
Quarter ending September 2017	1,763	↓
Quarter ending December 2017	1,701	↓
<b>Variance since December 2016</b>	<b>(1.6%)</b>	<b>↓</b>



### ACTIVITY

Cumulative percentage of contracted UDA delivered 2017 & 2018



Month	Adjusted Scheduled Activity (UDA)	
	2017	2018
April	-74	52
May	2	454
June	172	722
July	522	1,132
August	725	1,511
September	1,243	1,686
October	1,424	1,970
November	2,051	2,341
December	2,536	2,692
January	2,947	
February	3,426	
March	4,448	
April	4,636	
May	4,662	
June	4,662	

### QUALITY

	Quantity	Base Number	Contract	AT	Region	England
% of FP17s for the same patient ID Re-attending within 3 months - Children	20	362	5.5%	12.4%	12.9%	12.0%
% of FP17s for the same patient ID Re-attending within 3 months - Adults	200	1,074	18.6%	16.8%	16.5%	15.9%
% of FP17s for the same patient ID Re-attending between 3 & 9 months - Children	180	362	49.7%	57.3%	59.6%	58.0%
% of FP17s for the same patient ID Re-attending between 3 & 9 months - Adults	424	1,074	39.5%	50.6%	52.8%	50.5%
% of FP17s for Band 1 Urgent Courses	267	1,345	19.9%	10.2%	9.1%	9.0%
% of FP17s Relating to Free Repair or Replacements	8	1,345	0.6%	0.9%	1.0%	0.8%
% of FP17s Relating to Continuations	7	1,345	0.5%	1.0%	1.2%	1.1%
% of Patients satisfied with the dentistry they have received	0	0	N/A	91.8%	91.6%	91.5%
% of Patients satisfied with the time they had to wait for an appointment	0	0	N/A	88.2%	88.3%	87.9%

\* This is based on patients treated on this contract for their most recent course of treatment. Figures in italics indicate the base number of FP17s or Patient Questionnaire responses are less than 100. N/A is shown where the base number of responses is less than 10 during the period. % is calculated as Quantity/Base number\*100

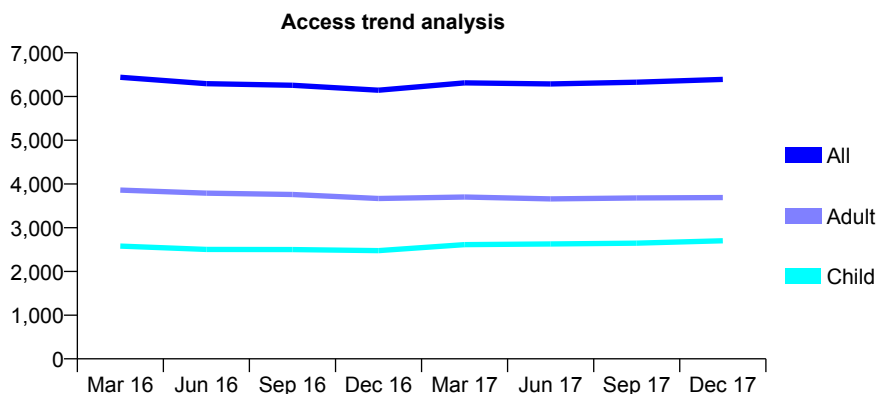
## Q46 - Vital Signs At a Glance Contract Report for 323772/0001 - December 2017

Name or company name	MRS S KAYANI
Contract type name	GDS Contract
Purpose of contract	General
Contract start date	01/04/2006
Contract end date	

17/18 Contracted general activity (UDA)	25,832
Carry forward general activity (UDA)	82
17/18 Contracted orthodontic activity (UOA)	0
Carry forward orthodontic activity (UOA)	0
Baseline contract value	£643,106.06

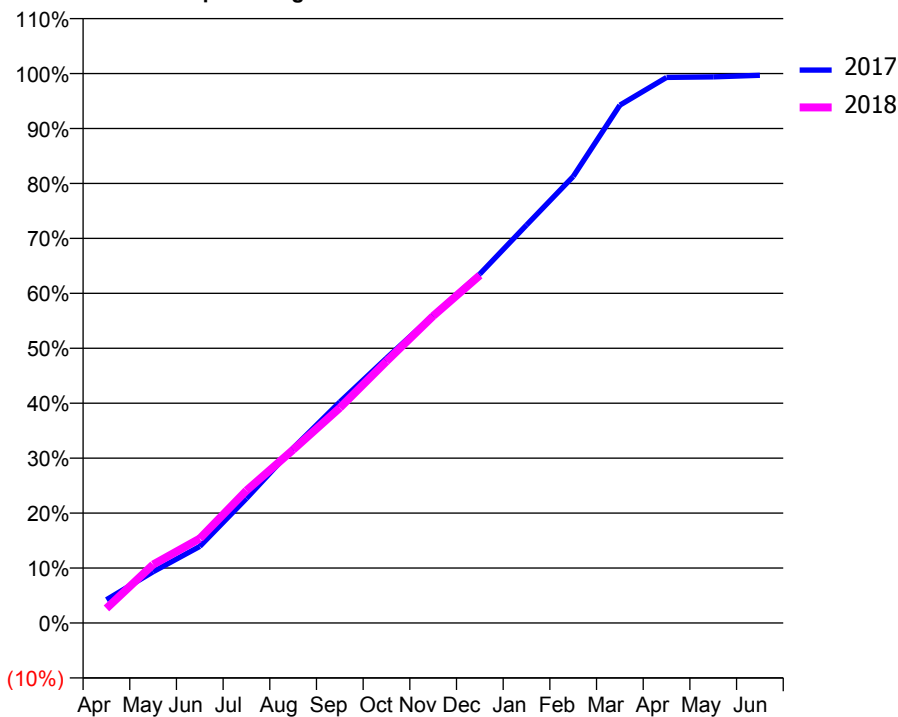
### ACCESS\*

Patients seen in 24 months	Total	Change since previous quarter
Quarter ending December 2016	6,144	
Quarter ending March 2017	6,311	↑
Quarter ending June 2017	6,288	→
Quarter ending September 2017	6,326	→
Quarter ending December 2017	6,390	→
<b>Variance since December 2016</b>	<b>4.0%</b>	<b>↑</b>



### ACTIVITY

Cumulative percentage of contracted UDA delivered 2017 & 2018



Month	Adjusted Scheduled Activity (UDA)	
	2017	2018
April	1,097	685
May	2,413	2,751
June	3,603	3,971
July	5,860	6,228
August	8,222	8,144
September	10,388	10,113
October	12,450	12,303
November	14,462	14,435
December	16,407	16,348
January	18,710	
February	20,988	
March	24,346	
April	25,647	
May	25,673	
June	25,750	

### QUALITY

	Quantity	Base Number	Contract	AT	Region	England
% of FP17s for the same patient ID Re-attending within 3 months - Children	587	3,324	17.7%	12.4%	12.9%	12.0%
% of FP17s for the same patient ID Re-attending within 3 months - Adults	1,034	4,061	25.5%	16.8%	16.5%	15.9%
% of FP17s for the same patient ID Re-attending between 3 & 9 months - Children	1,863	3,324	56.0%	57.3%	59.6%	58.0%
% of FP17s for the same patient ID Re-attending between 3 & 9 months - Adults	1,814	4,061	44.7%	50.6%	52.8%	50.5%
% of FP17s for Band 1 Urgent Courses	780	6,865	11.4%	10.2%	9.1%	9.0%
% of FP17s Relating to Free Repair or Replacements	40	6,865	0.6%	0.9%	1.0%	0.8%
% of FP17s Relating to Continuations	25	6,865	0.4%	1.0%	1.2%	1.1%
% of Patients satisfied with the dentistry they have received	6	7	N/A	91.8%	91.6%	91.5%
% of Patients satisfied with the time they had to wait for an appointment	6	7	N/A	88.2%	88.3%	87.9%

\* This is based on patients treated on this contract for their most recent course of treatment. Figures in italics indicate the base number of FP17s or Patient Questionnaire responses are less than 100. N/A is shown where the base number of responses is less than 10 during the period. % is calculated as Quantity/Base number\*100

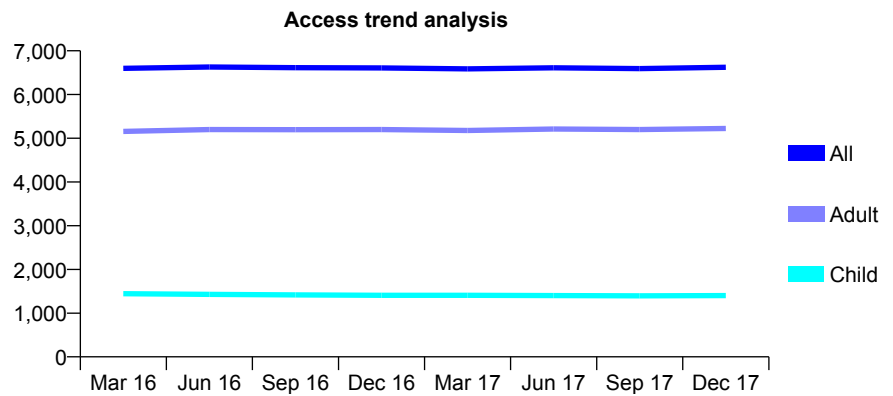
## Q46 - Vital Signs At a Glance Contract Report for 324264/0001 - December 2017

Name or company name	MR MD RUSSELL
Contract type name	GDS Contract
Purpose of contract	General
Contract start date	01/04/2006
Contract end date	

17/18 Contracted general activity (UDA)	19,026
Carry forward general activity (UDA)	-381
17/18 Contracted orthodontic activity (UOA)	0
Carry forward orthodontic activity (UOA)	0
Baseline contract value	£542,700.09

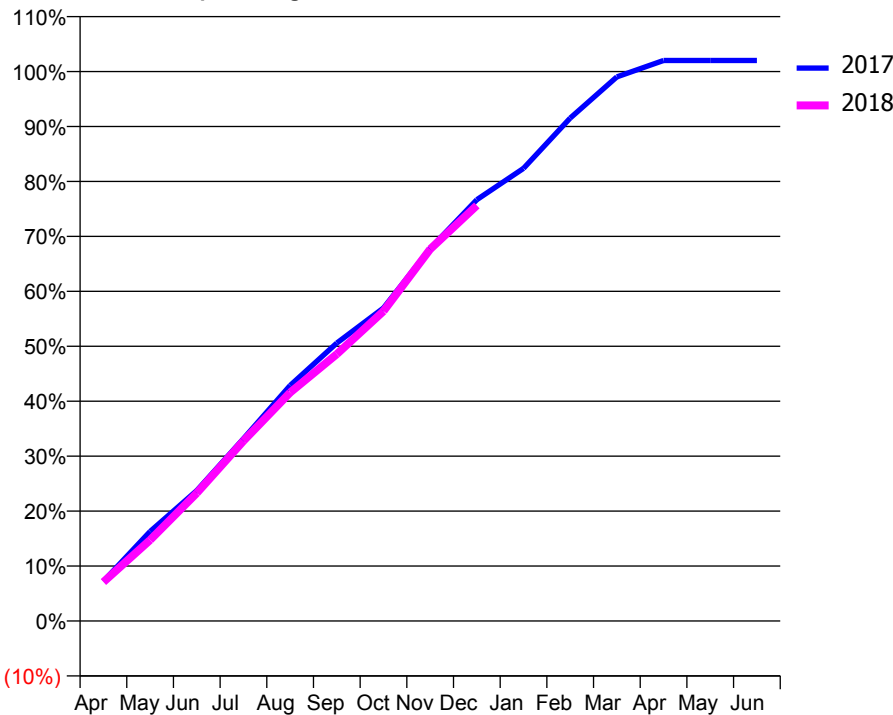
### ACCESS\*

Patients seen in 24 months	Total	Change since previous quarter
Quarter ending December 2016	6,607	
Quarter ending March 2017	6,586	→
Quarter ending June 2017	6,612	→
Quarter ending September 2017	6,593	→
Quarter ending December 2017	6,622	→
<b>Variance since December 2016</b>	<b>0.2%</b>	<b>→</b>



### ACTIVITY

Cumulative percentage of contracted UDA delivered 2017 & 2018



Month	Adjusted Scheduled Activity (UDA)	
	2017	2018
April	1,376	1,352
May	3,101	2,803
June	4,520	4,429
July	6,315	6,236
August	8,155	7,910
September	9,623	9,243
October	10,837	10,726
November	12,899	12,875
December	14,587	14,387
January	15,674	
February	17,411	
March	18,838	
April	19,410	
May	19,410	
June	19,410	

### QUALITY

	Quantity	Base Number	Contract	AT	Region	England
% of FP17s for the same patient ID Re-attending within 3 months - Children	241	1,925	12.5%	12.4%	12.9%	12.0%
% of FP17s for the same patient ID Re-attending within 3 months - Adults	943	6,836	13.8%	16.8%	16.5%	15.9%
% of FP17s for the same patient ID Re-attending between 3 & 9 months - Children	1,263	1,925	65.6%	57.3%	59.6%	58.0%
% of FP17s for the same patient ID Re-attending between 3 & 9 months - Adults	4,610	6,836	67.4%	50.6%	52.8%	50.5%
% of FP17s for Band 1 Urgent Courses	386	8,379	4.6%	10.2%	9.1%	9.0%
% of FP17s Relating to Free Repair or Replacements	41	8,379	0.5%	0.9%	1.0%	0.8%
% of FP17s Relating to Continuations	88	8,379	1.1%	1.0%	1.2%	1.1%
% of Patients satisfied with the dentistry they have received	14	17	82.4%	91.8%	91.6%	91.5%
% of Patients satisfied with the time they had to wait for an appointment	16	17	94.1%	88.2%	88.3%	87.9%

\* This is based on patients treated on this contract for their most recent course of treatment. Figures in italics indicate the base number of FP17s or Patient Questionnaire responses are less than 100. N/A is shown where the base number of responses is less than 10 during the period. % is calculated as Quantity/Base number\*100



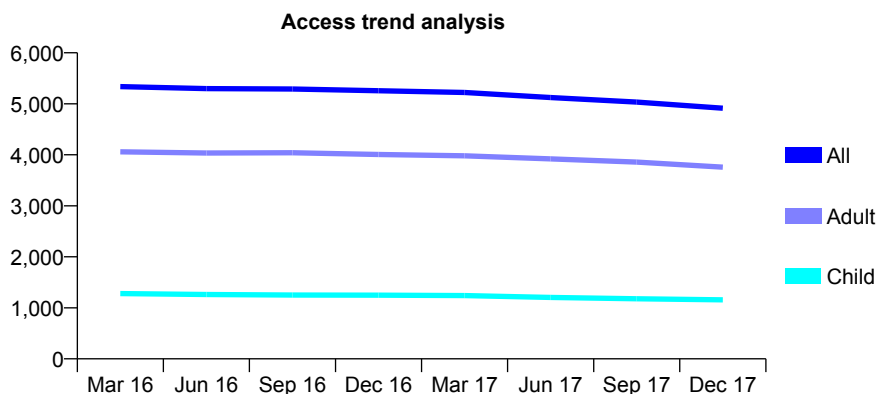
## Q46 - Vital Signs At a Glance Contract Report for 324582/0001 - December 2017

Name or company name	Mushtaq and Uddin
Contract type name	GDS Contract
Purpose of contract	General
Contract start date	01/04/2006
Contract end date	

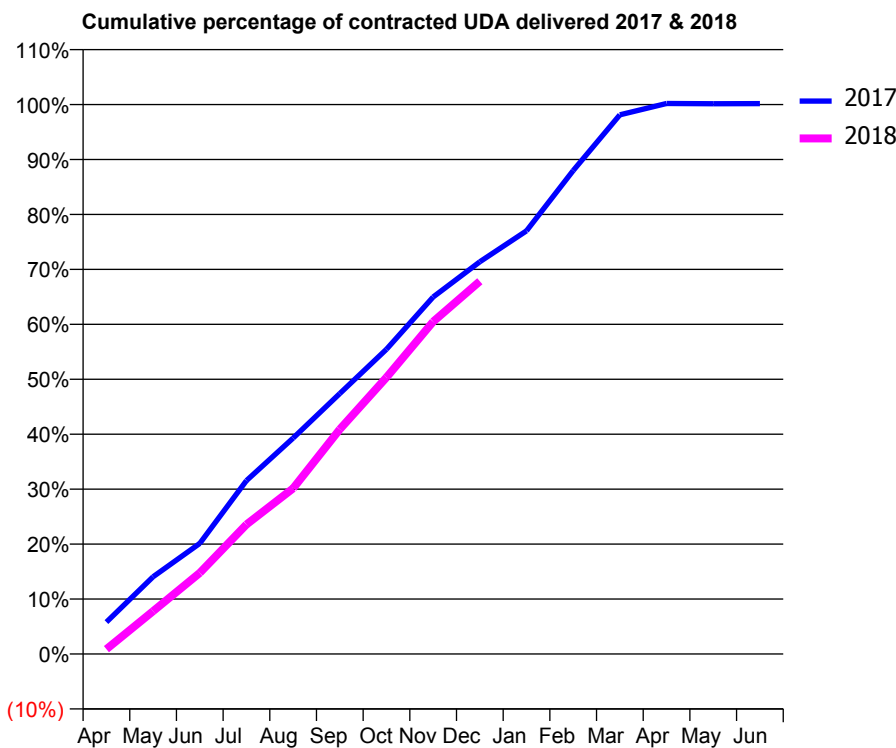
17/18 Contracted general activity (UDA)	15,979
Carry forward general activity (UDA)	-24
17/18 Contracted orthodontic activity (UOA)	0
Carry forward orthodontic activity (UOA)	0
Baseline contract value	£466,710.89

### ACCESS\*

Patients seen in 24 months	Total	Change since previous quarter
Quarter ending December 2016	5,256	
Quarter ending March 2017	5,222	→
Quarter ending June 2017	5,124	↓
Quarter ending September 2017	5,034	↓
Quarter ending December 2017	4,914	↓
<b>Variance since December 2016</b>	<b>(6.5%)</b>	<b>↓</b>



### ACTIVITY



Adjusted Scheduled Activity (UDA)		
Month	2017	2018
April	930	143
May	2,247	1,247
June	3,218	2,359
July	5,041	3,767
August	6,282	4,816
September	7,573	6,538
October	8,864	8,042
November	10,382	9,664
December	11,407	10,840
January	12,304	
February	14,060	
March	15,678	
April	16,009	
May	16,001	
June	16,003	

### QUALITY

	Quantity	Base Number	Contract	AT	Region	England
% of FP17s for the same patient ID Re-attending within 3 months - Children	198	1,456	13.6%	12.4%	12.9%	12.0%
% of FP17s for the same patient ID Re-attending within 3 months - Adults	583	3,794	15.4%	16.8%	16.5%	15.9%
% of FP17s for the same patient ID Re-attending between 3 & 9 months - Children	961	1,456	66.0%	57.3%	59.6%	58.0%
% of FP17s for the same patient ID Re-attending between 3 & 9 months - Adults	2,609	3,794	68.8%	50.6%	52.8%	50.5%
% of FP17s for Band 1 Urgent Courses	457	5,103	9.0%	10.2%	9.1%	9.0%
% of FP17s Relating to Free Repair or Replacements	91	5,103	1.8%	0.9%	1.0%	0.8%
% of FP17s Relating to Continuations	13	5,103	0.3%	1.0%	1.2%	1.1%
% of Patients satisfied with the dentistry they have received	3	4	N/A	91.8%	91.6%	91.5%
% of Patients satisfied with the time they had to wait for an appointment	3	4	N/A	88.2%	88.3%	87.9%

\* This is based on patients treated on this contract for their most recent course of treatment. Figures in italics indicate the base number of FP17s or Patient Questionnaire responses are less than 100. N/A is shown where the base number of responses is less than 10 during the period. % is calculated as Quantity/Base number\*100

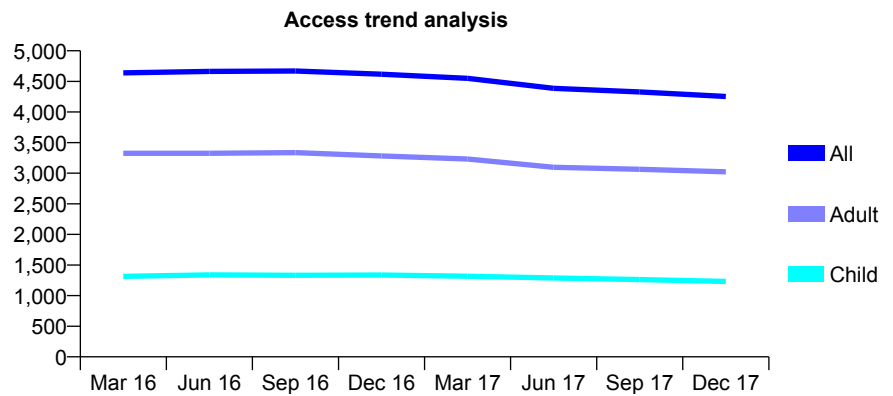
## Q46 - Vital Signs At a Glance Contract Report for 325120/0001 - December 2017

Name or company name	MR JC SLATTERY
Contract type name	GDS Contract
Purpose of contract	General
Contract start date	01/04/2006
Contract end date	

17/18 Contracted general activity (UDA)	14,365
Carry forward general activity (UDA)	-26
17/18 Contracted orthodontic activity (UOA)	0
Carry forward orthodontic activity (UOA)	0
Baseline contract value	£389,373.27

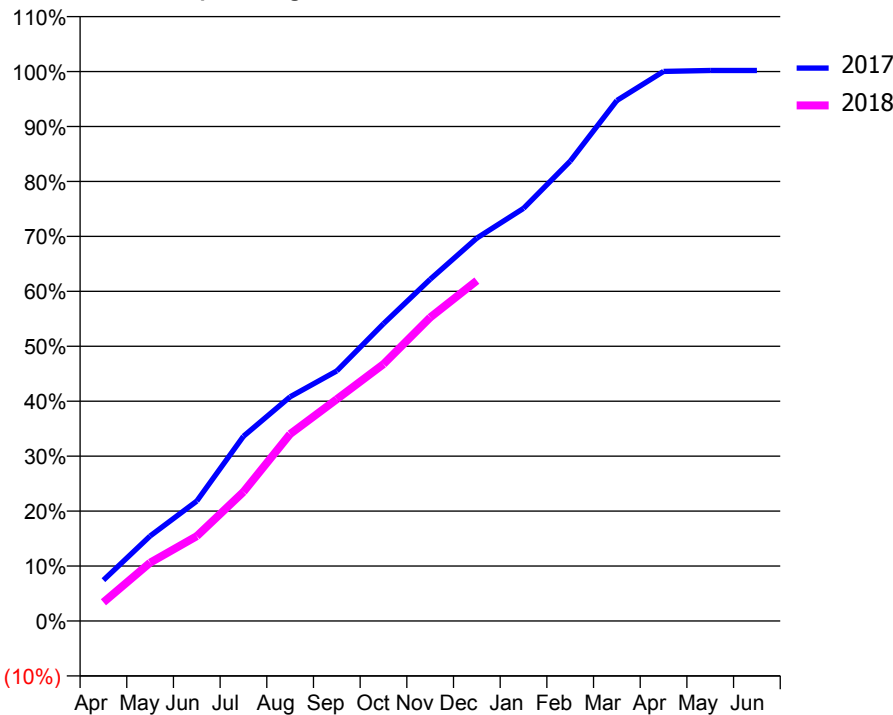
### ACCESS\*

Patients seen in 24 months	Total	Change since previous quarter
Quarter ending December 2016	4,618	
Quarter ending March 2017	4,550	↓
Quarter ending June 2017	4,387	↓
Quarter ending September 2017	4,327	↓
Quarter ending December 2017	4,254	↓
<b>Variance since December 2016</b>	<b>(7.9%)</b>	<b>↓</b>



### ACTIVITY

Cumulative percentage of contracted UDA delivered 2017 & 2018



Month	Adjusted Scheduled Activity (UDA)	
	2017	2018
April	1,068	490
May	2,221	1,524
June	3,134	2,220
July	4,831	3,376
August	5,862	4,888
September	6,538	5,799
October	7,772	6,717
November	8,933	7,935
December	10,010	8,898
January	10,787	
February	12,022	
March	13,608	
April	14,368	
May	14,391	
June	14,391	

### QUALITY

	Quantity	Base Number	Contract	AT	Region	England
% of FP17s for the same patient ID Re-attending within 3 months - Children	118	1,184	10.0%	12.4%	12.9%	12.0%
% of FP17s for the same patient ID Re-attending within 3 months - Adults	412	2,831	14.6%	16.8%	16.5%	15.9%
% of FP17s for the same patient ID Re-attending between 3 & 9 months - Children	675	1,184	57.0%	57.3%	59.6%	58.0%
% of FP17s for the same patient ID Re-attending between 3 & 9 months - Adults	1,340	2,831	47.3%	50.6%	52.8%	50.5%
% of FP17s for Band 1 Urgent Courses	504	3,727	13.5%	10.2%	9.1%	9.0%
% of FP17s Relating to Free Repair or Replacements	21	3,727	0.6%	0.9%	1.0%	0.8%
% of FP17s Relating to Continuations	116	3,727	3.1%	1.0%	1.2%	1.1%
% of Patients satisfied with the dentistry they have received	3	4	N/A	91.8%	91.6%	91.5%
% of Patients satisfied with the time they had to wait for an appointment	3	4	N/A	88.2%	88.3%	87.9%

\* This is based on patients treated on this contract for their most recent course of treatment. Figures in italics indicate the base number of FP17s or Patient Questionnaire responses are less than 100. N/A is shown where the base number of responses is less than 10 during the period. % is calculated as Quantity/Base number\*100

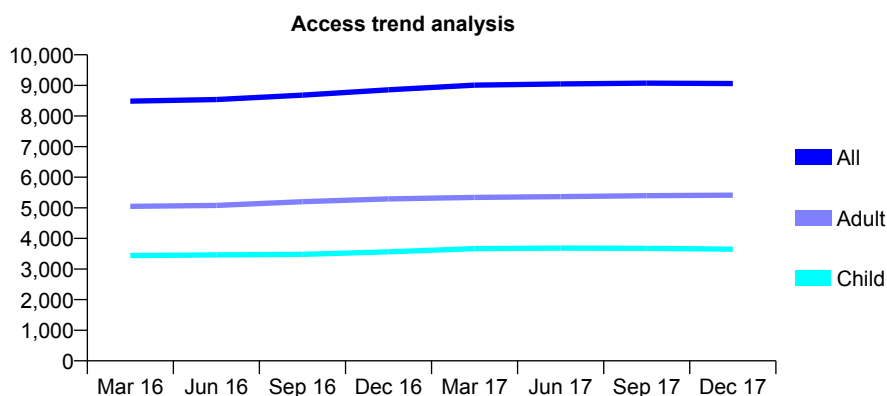
## Q46 - Vital Signs At a Glance Contract Report for 326453/0001 - December 2017

Name or company name	Dr I Saleem & Colleagues Dental Practice
Contract type name	GDS Contract
Purpose of contract	General
Contract start date	01/04/2006
Contract end date	

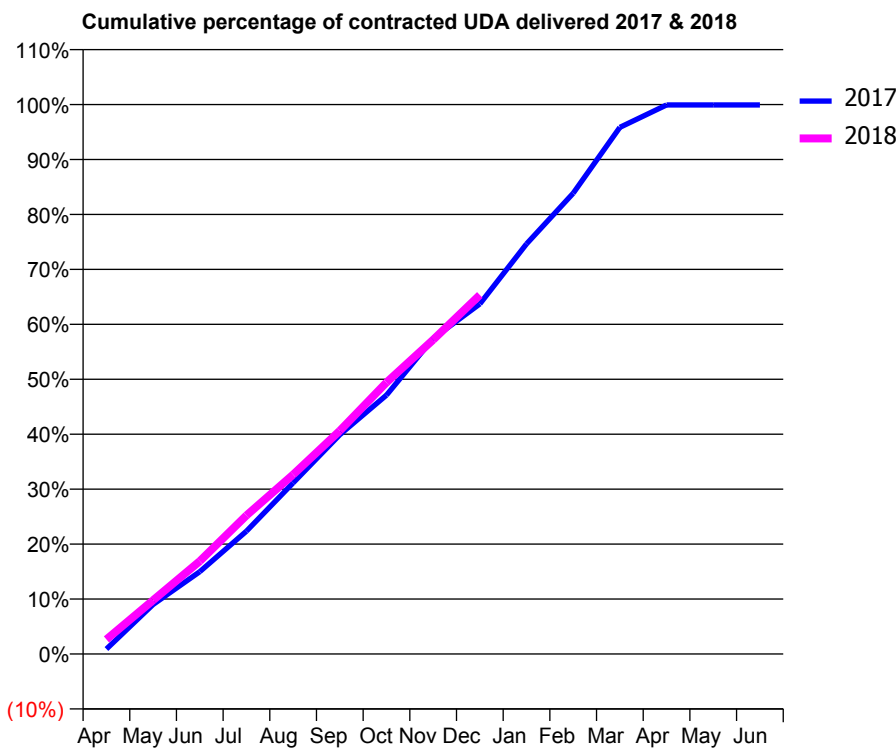
17/18 Contracted general activity (UDA)	20,139
Carry forward general activity (UDA)	17
17/18 Contracted orthodontic activity (UOA)	0
Carry forward orthodontic activity (UOA)	0
Baseline contract value	£686,027.41

### ACCESS\*

Patients seen in 24 months	Total	Change since previous quarter
Quarter ending December 2016	8,855	
Quarter ending March 2017	9,008	→
Quarter ending June 2017	9,046	→
Quarter ending September 2017	9,072	→
Quarter ending December 2017	9,062	→
<b>Variance since December 2016</b>	<b>2.3%</b>	<b>↑</b>



### ACTIVITY



Month	Adjusted Scheduled Activity (UDA)	
	2017	2018
April	183	534
May	1,817	1,972
June	3,017	3,402
July	4,503	5,082
August	6,273	6,574
September	8,037	8,185
October	9,486	9,950
November	11,564	11,517
December	12,831	13,160
January	15,031	
February	16,889	
March	19,299	
April	20,122	
May	20,122	
June	20,122	

### QUALITY

	Quantity	Base Number	Contract	AT	Region	England
% of FP17s for the same patient ID Re-attending within 3 months - Children	59	3,138	1.9%	12.4%	12.9%	12.0%
% of FP17s for the same patient ID Re-attending within 3 months - Adults	188	3,979	4.7%	16.8%	16.5%	15.9%
% of FP17s for the same patient ID Re-attending between 3 & 9 months - Children	1,674	3,138	53.3%	57.3%	59.6%	58.0%
% of FP17s for the same patient ID Re-attending between 3 & 9 months - Adults	1,780	3,979	44.7%	50.6%	52.8%	50.5%
% of FP17s for Band 1 Urgent Courses	188	6,232	3.0%	10.2%	9.1%	9.0%
% of FP17s Relating to Free Repair or Replacements	1	6,232	0.0%	0.9%	1.0%	0.8%
% of FP17s Relating to Continuations	14	6,232	0.2%	1.0%	1.2%	1.1%
% of Patients satisfied with the dentistry they have received	1	2	N/A	91.8%	91.6%	91.5%
% of Patients satisfied with the time they had to wait for an appointment	1	2	N/A	88.2%	88.3%	87.9%

\* This is based on patients treated on this contract for their most recent course of treatment. Figures in italics indicate the base number of FP17s or Patient Questionnaire responses are less than 100. N/A is shown where the base number of responses is less than 10 during the period. % is calculated as Quantity/Base number\*100

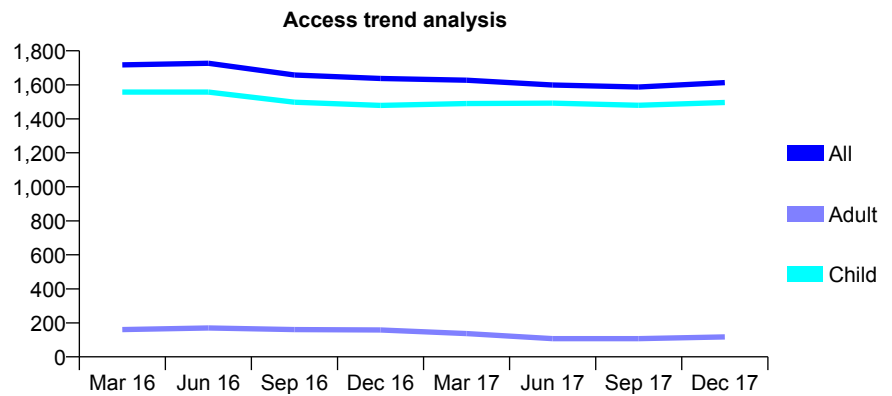
## Q46 - Vital Signs At a Glance Contract Report for 329622/0001 - December 2017

Name or company name	MR SD HOWARTH
Contract type name	GDS Contract
Purpose of contract	General
Contract start date	01/04/2006
Contract end date	

17/18 Contracted general activity (UDA)	3,000
Carry forward general activity (UDA)	-60
17/18 Contracted orthodontic activity (UOA)	0
Carry forward orthodontic activity (UOA)	0
Baseline contract value	£74,177.86

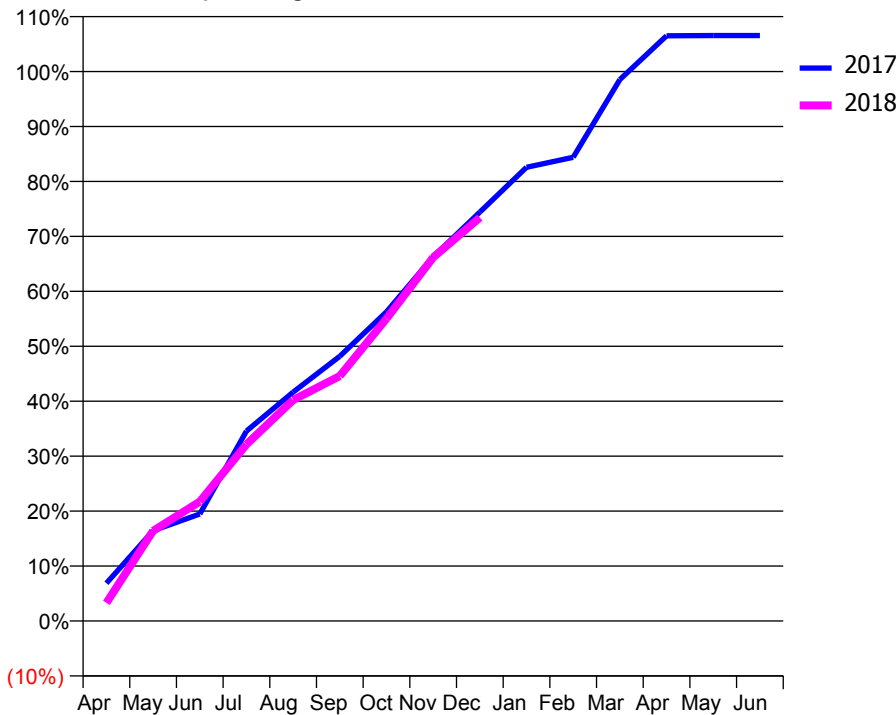
### ACCESS\*

Patients seen in 24 months	Total	Change since previous quarter
Quarter ending December 2016	1,637	
Quarter ending March 2017	1,627	→
Quarter ending June 2017	1,599	↓
Quarter ending September 2017	1,587	→
Quarter ending December 2017	1,613	→
<b>Variance since December 2016</b>	<b>(1.5%)</b>	<b>↓</b>



### ACTIVITY

Cumulative percentage of contracted UDA delivered 2017 & 2018



Month	Adjusted Scheduled Activity (UDA)	
	2017	2018
April	206	99
May	493	493
June	584	652
July	1,037	964
August	1,250	1,207
September	1,446	1,338
October	1,688	1,650
November	1,988	1,985
December	2,233	2,203
January	2,477	
February	2,531	
March	2,956	
April	3,195	
May	3,196	
June	3,196	

### QUALITY

	Quantity	Base Number	Contract	AT	Region	England
% of FP17s for the same patient ID Re-attending within 3 months - Children	162	1,939	8.4%	12.4%	12.9%	12.0%
% of FP17s for the same patient ID Re-attending within 3 months - Adults	0	0	N/A	16.8%	16.5%	15.9%
% of FP17s for the same patient ID Re-attending between 3 & 9 months - Children	1,330	1,939	68.6%	57.3%	59.6%	58.0%
% of FP17s for the same patient ID Re-attending between 3 & 9 months - Adults	0	0	N/A	50.6%	52.8%	50.5%
% of FP17s for Band 1 Urgent Courses	90	1,746	5.2%	10.2%	9.1%	9.0%
% of FP17s Relating to Free Repair or Replacements	0	1,746	0.0%	0.9%	1.0%	0.8%
% of FP17s Relating to Continuations	0	1,746	0.0%	1.0%	1.2%	1.1%
% of Patients satisfied with the dentistry they have received	1	1	N/A	91.8%	91.6%	91.5%
% of Patients satisfied with the time they had to wait for an appointment	1	1	N/A	88.2%	88.3%	87.9%

\* This is based on patients treated on this contract for their most recent course of treatment. Figures in italics indicate the base number of FP17s or Patient Questionnaire responses are less than 100. N/A is shown where the base number of responses is less than 10 during the period. % is calculated as Quantity/Base number\*100

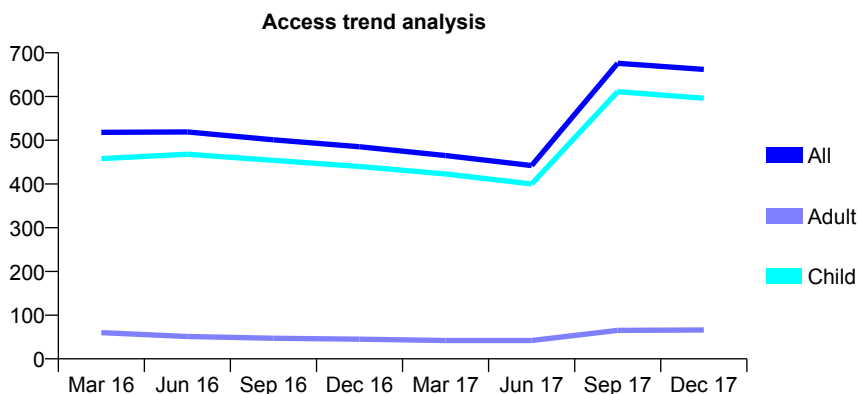
## Q46 - Vital Signs At a Glance Contract Report for 333379/0001 - December 2017

Name or company name	MR AK JAIN
Contract type name	GDS Contract
Purpose of contract	General
Contract start date	01/04/2006
Contract end date	

17/18 Contracted general activity (UDA)	1,535
Carry forward general activity (UDA)	28
17/18 Contracted orthodontic activity (UOA)	0
Carry forward orthodontic activity (UOA)	0
Baseline contract value	£37,954.34

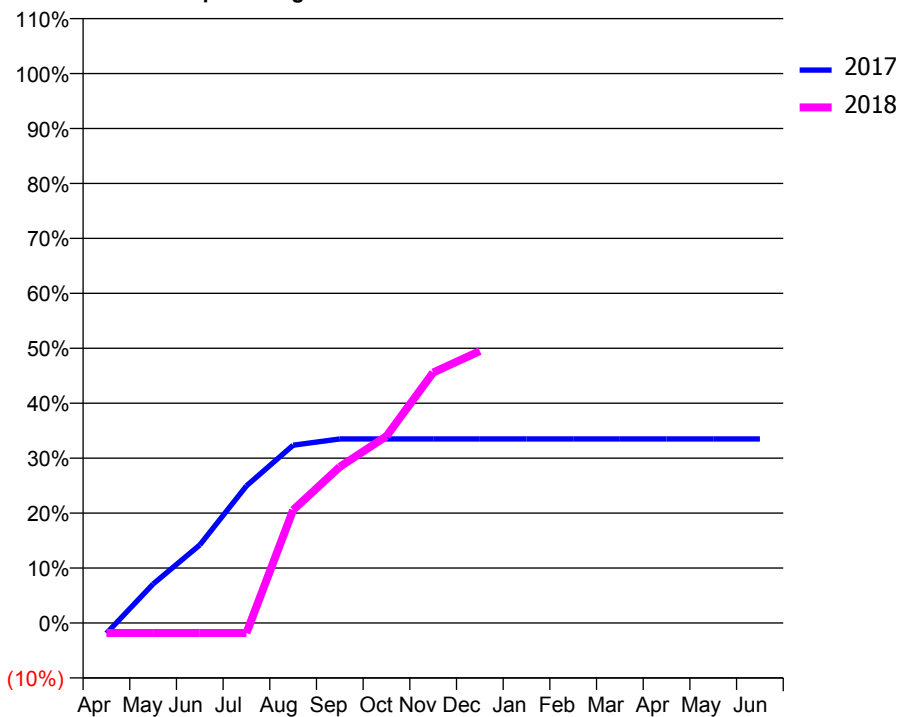
### ACCESS\*

Patients seen in 24 months	Total	Change since previous quarter
Quarter ending December 2016	485	
Quarter ending March 2017	465	↓
Quarter ending June 2017	442	↓
Quarter ending September 2017	676	↑
Quarter ending December 2017	662	↓
<b>Variance since December 2016</b>	<b>36.5%</b>	<b>↑</b>



### ACTIVITY

Cumulative percentage of contracted UDA delivered 2017 & 2018



Month	Adjusted Scheduled Activity (UDA)	
	2017	2018
April	-25	-28
May	93	-28
June	186	-28
July	327	-28
August	424	316
September	439	436
October	439	522
November	439	700
December	439	760
January	439	
February	439	
March	439	
April	439	
May	439	
June	439	

### QUALITY

	Quantity	Base Number	Contract	AT	Region	England
% of FP17s for the same patient ID Re-attending within 3 months - Children	66	1,308	5.0%	12.4%	12.9%	12.0%
% of FP17s for the same patient ID Re-attending within 3 months - Adults	1	47	2.1%	16.8%	16.5%	15.9%
% of FP17s for the same patient ID Re-attending between 3 & 9 months - Children	852	1,308	65.1%	57.3%	59.6%	58.0%
% of FP17s for the same patient ID Re-attending between 3 & 9 months - Adults	35	47	74.5%	50.6%	52.8%	50.5%
% of FP17s for Band 1 Urgent Courses	14	723	1.9%	10.2%	9.1%	9.0%
% of FP17s Relating to Free Repair or Replacements	0	723	0.0%	0.9%	1.0%	0.8%
% of FP17s Relating to Continuations	0	723	0.0%	1.0%	1.2%	1.1%
% of Patients satisfied with the dentistry they have received	1	1	N/A	91.8%	91.6%	91.5%
% of Patients satisfied with the time they had to wait for an appointment	1	1	N/A	88.2%	88.3%	87.9%

\* This is based on patients treated on this contract for their most recent course of treatment. Figures in italics indicate the base number of FP17s or Patient Questionnaire responses are less than 100. N/A is shown where the base number of responses is less than 10 during the period. % is calculated as Quantity/Base number\*100

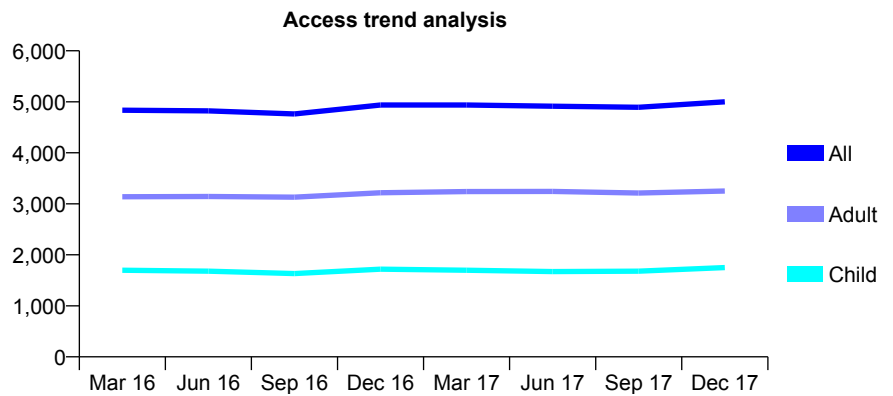
## Q46 - Vital Signs At a Glance Contract Report for 336815/0001 - December 2017

Name or company name	MR S PATEL
Contract type name	GDS Contract
Purpose of contract	General
Contract start date	18/03/2010
Contract end date	

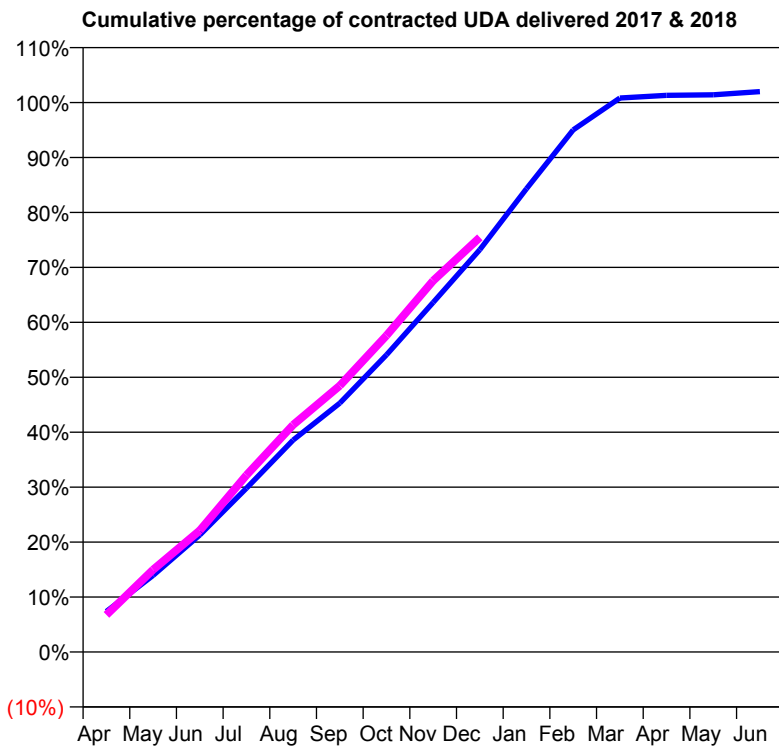
17/18 Contracted general activity (UDA)	11,938
Carry forward general activity (UDA)	-235
17/18 Contracted orthodontic activity (UOA)	0
Carry forward orthodontic activity (UOA)	0
Baseline contract value	£330,900.75

### ACCESS\*

Patients seen in 24 months	Total	Change since previous quarter
Quarter ending December 2016	4,937	
Quarter ending March 2017	4,938	→
Quarter ending June 2017	4,915	→
Quarter ending September 2017	4,894	→
Quarter ending December 2017	5,000	↑
<b>Variance since December 2016</b>	<b>1.3%</b>	<b>→</b>



### ACTIVITY



Month	Adjusted Scheduled Activity (UDA)	
	2017	2018
April	882	807
May	1,664	1,788
June	2,543	2,639
July	3,558	3,842
August	4,604	4,936
September	5,407	5,786
October	6,457	6,875
November	7,595	8,066
December	8,741	9,009
January	10,067	
February	11,344	
March	12,037	
April	12,094	
May	12,106	
June	12,173	

### QUALITY

	Quantity	Base Number	Contract	AT	Region	England
% of FP17s for the same patient ID Re-attending within 3 months - Children	206	2,298	9.0%	12.4%	12.9%	12.0%
% of FP17s for the same patient ID Re-attending within 3 months - Adults	792	4,109	19.3%	16.8%	16.5%	15.9%
% of FP17s for the same patient ID Re-attending between 3 & 9 months - Children	1,435	2,298	62.4%	57.3%	59.6%	58.0%
% of FP17s for the same patient ID Re-attending between 3 & 9 months - Adults	2,215	4,109	53.9%	50.6%	52.8%	50.5%
% of FP17s for Band 1 Urgent Courses	698	5,280	13.2%	10.2%	9.1%	9.0%
% of FP17s Relating to Free Repair or Replacements	14	5,280	0.3%	0.9%	1.0%	0.8%
% of FP17s Relating to Continuations	7	5,280	0.1%	1.0%	1.2%	1.1%
% of Patients satisfied with the dentistry they have received	1	2	N/A	91.8%	91.6%	91.5%
% of Patients satisfied with the time they had to wait for an appointment	1	2	N/A	88.2%	88.3%	87.9%

\* This is based on patients treated on this contract for their most recent course of treatment. Figures in italics indicate the base number of FP17s or Patient Questionnaire responses are less than 100. N/A is shown where the base number of responses is less than 10 during the period. % is calculated as Quantity/Base number\*100

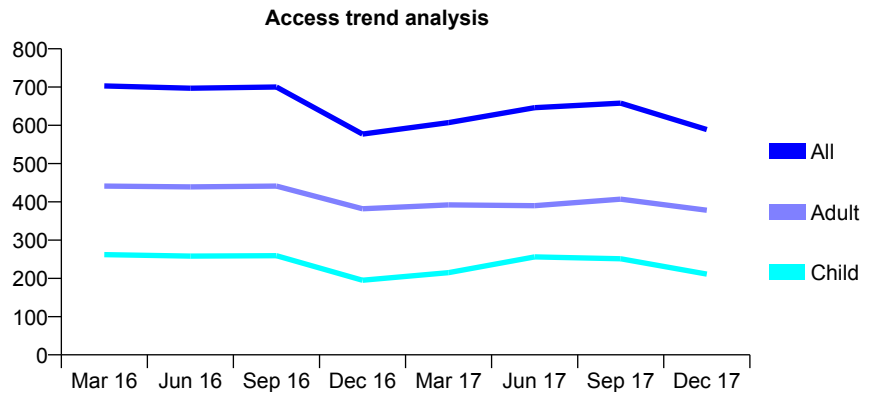
## Q46 - Vital Signs At a Glance Contract Report for 336815/0002 - December 2017

Name or company name	MR S PATEL
Contract type name	GDS Contract
Purpose of contract	General
Contract start date	18/03/2010
Contract end date	

17/18 Contracted general activity (UDA)	1,900
Carry forward general activity (UDA)	-13
17/18 Contracted orthodontic activity (UOA)	0
Carry forward orthodontic activity (UOA)	0
Baseline contract value	£44,958.11

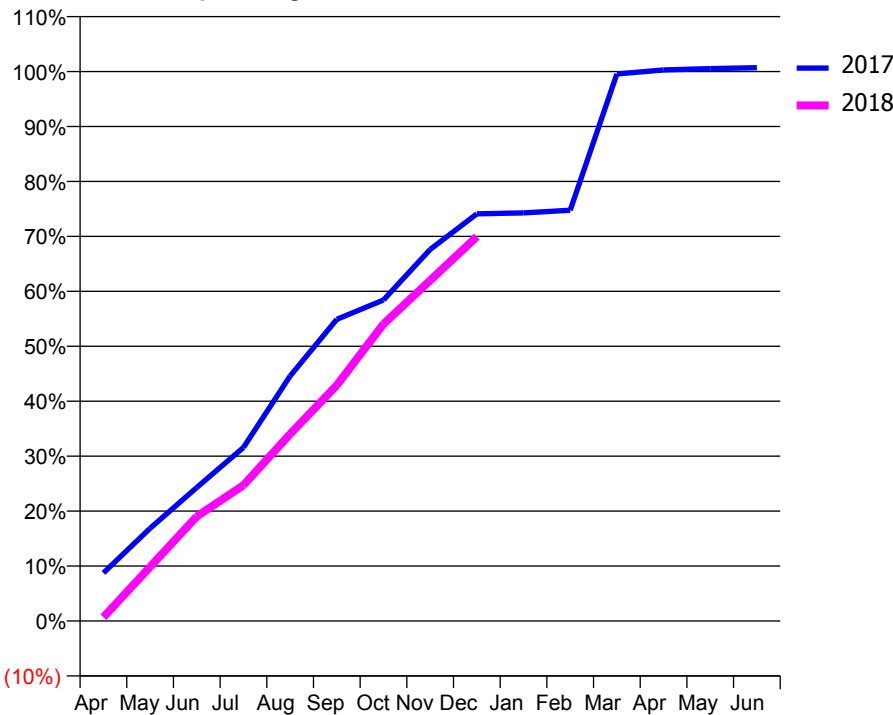
### ACCESS\*

Patients seen in 24 months	Total	Change since previous quarter
Quarter ending December 2016	577	
Quarter ending March 2017	607	↑
Quarter ending June 2017	646	↑
Quarter ending September 2017	658	→
Quarter ending December 2017	589	↓
<b>Variance since December 2016</b>	<b>2.1%</b>	<b>↑</b>



### ACTIVITY

Cumulative percentage of contracted UDA delivered 2017 & 2018



Month	Adjusted Scheduled Activity (UDA)	
	2017	2018
April	166	13
May	321	187
June	462	362
July	600	470
August	847	647
September	1,043	815
October	1,110	1,027
November	1,285	1,178
December	1,408	1,329
January	1,411	
February	1,420	
March	1,892	
April	1,906	
May	1,910	
June	1,913	

### QUALITY

	Quantity	Base Number	Contract	AT	Region	England
% of FP17s for the same patient ID Re-attending within 3 months - Children	8	292	2.7%	12.4%	12.9%	12.0%
% of FP17s for the same patient ID Re-attending within 3 months - Adults	36	476	7.6%	16.8%	16.5%	15.9%
% of FP17s for the same patient ID Re-attending between 3 & 9 months - Children	47	292	16.1%	57.3%	59.6%	58.0%
% of FP17s for the same patient ID Re-attending between 3 & 9 months - Adults	53	476	11.1%	50.6%	52.8%	50.5%
% of FP17s for Band 1 Urgent Courses	100	750	13.3%	10.2%	9.1%	9.0%
% of FP17s Relating to Free Repair or Replacements	4	750	0.5%	0.9%	1.0%	0.8%
% of FP17s Relating to Continuations	0	750	0.0%	1.0%	1.2%	1.1%
% of Patients satisfied with the dentistry they have received	0	0	N/A	91.8%	91.6%	91.5%
% of Patients satisfied with the time they had to wait for an appointment	0	0	N/A	88.2%	88.3%	87.9%

\* This is based on patients treated on this contract for their most recent course of treatment. Figures in italics indicate the base number of FP17s or Patient Questionnaire responses are less than 100. N/A is shown where the base number of responses is less than 10 during the period. % is calculated as Quantity/Base number\*100

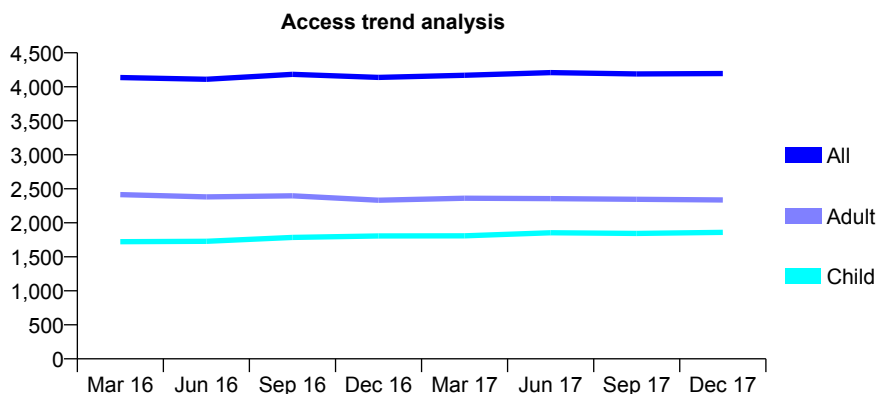
## Q46 - Vital Signs At a Glance Contract Report for 339881/0001 - December 2017

Name or company name	MR S MIRTORABI
Contract type name	GDS Contract
Purpose of contract	General
Contract start date	01/04/2006
Contract end date	

17/18 Contracted general activity (UDA)	10,570
Carry forward general activity (UDA)	-110
17/18 Contracted orthodontic activity (UOA)	0
Carry forward orthodontic activity (UOA)	0
Baseline contract value	£338,208.99

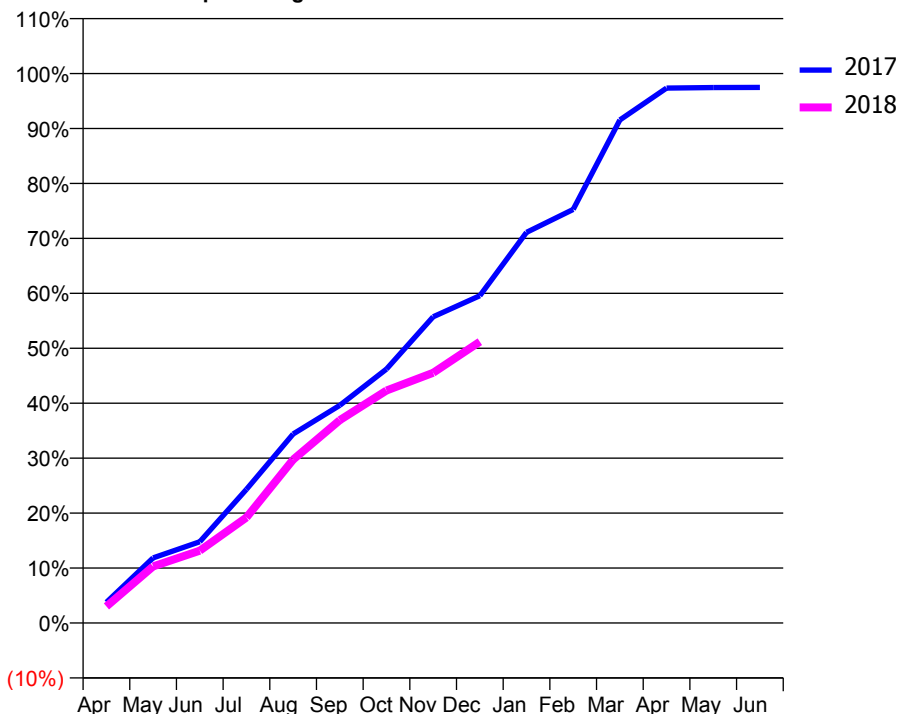
### ACCESS\*

Patients seen in 24 months	Total	Change since previous quarter
Quarter ending December 2016	4,139	
Quarter ending March 2017	4,169	→
Quarter ending June 2017	4,208	→
Quarter ending September 2017	4,190	→
Quarter ending December 2017	4,196	→
<b>Variance since December 2016</b>	<b>1.4%</b>	<b>→</b>



### ACTIVITY

Cumulative percentage of contracted UDA delivered 2017 & 2018



Month	Adjusted Scheduled Activity (UDA)	
	2017	2018
April	398	318
May	1,252	1,089
June	1,564	1,391
July	2,570	2,030
August	3,637	3,142
September	4,188	3,904
October	4,884	4,472
November	5,890	4,814
December	6,296	5,412
January	7,513	
February	7,954	
March	9,676	
April	10,289	
May	10,301	
June	10,302	

### QUALITY

	Quantity	Base Number	Contract	AT	Region	England
% of FP17s for the same patient ID Re-attending within 3 months - Children	150	1,943	7.7%	12.4%	12.9%	12.0%
% of FP17s for the same patient ID Re-attending within 3 months - Adults	202	1,738	11.6%	16.8%	16.5%	15.9%
% of FP17s for the same patient ID Re-attending between 3 & 9 months - Children	1,092	1,943	56.2%	57.3%	59.6%	58.0%
% of FP17s for the same patient ID Re-attending between 3 & 9 months - Adults	685	1,738	39.4%	50.6%	52.8%	50.5%
% of FP17s for Band 1 Urgent Courses	150	2,512	6.0%	10.2%	9.1%	9.0%
% of FP17s Relating to Free Repair or Replacements	5	2,512	0.2%	0.9%	1.0%	0.8%
% of FP17s Relating to Continuations	32	2,512	1.3%	1.0%	1.2%	1.1%
% of Patients satisfied with the dentistry they have received	2	2	N/A	91.8%	91.6%	91.5%
% of Patients satisfied with the time they had to wait for an appointment	2	2	N/A	88.2%	88.3%	87.9%

\* This is based on patients treated on this contract for their most recent course of treatment. Figures in italics indicate the base number of FP17s or Patient Questionnaire responses are less than 100. N/A is shown where the base number of responses is less than 10 during the period. % is calculated as Quantity/Base number\*100



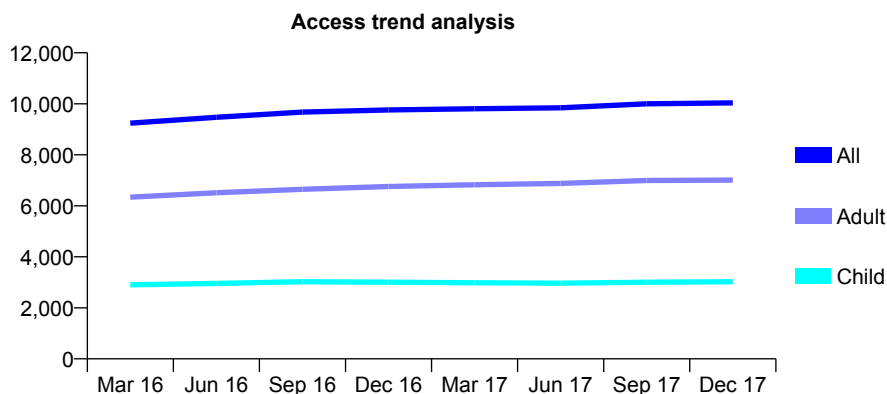
## Q46 - Vital Signs At a Glance Contract Report for 342327/0001 - December 2017

Name or company name	MR MK MUSHTAQ
Contract type name	GDS Contract
Purpose of contract	General
Contract start date	01/04/2006
Contract end date	

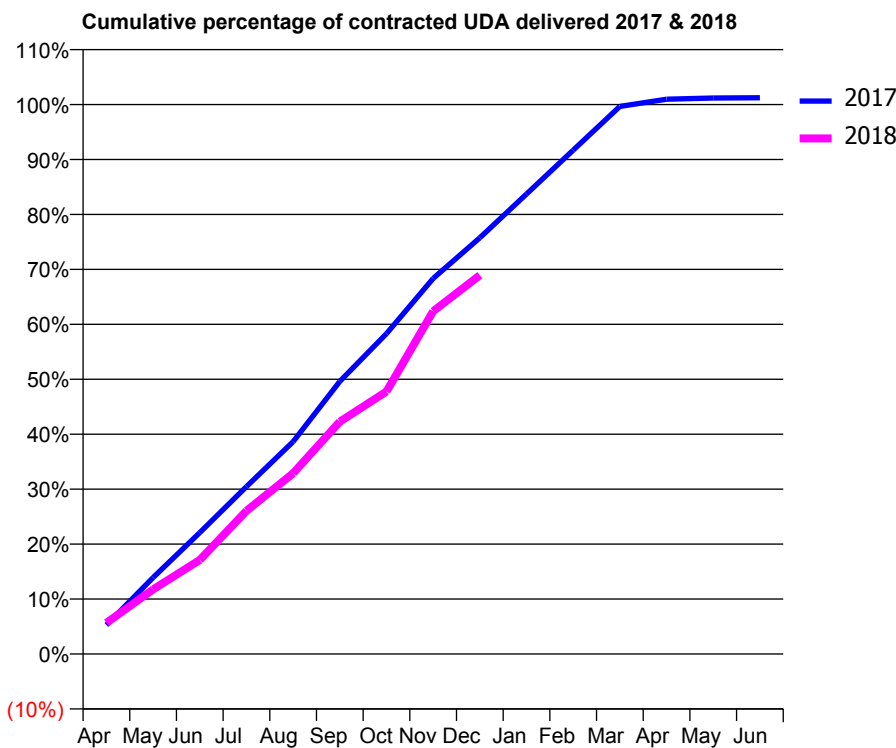
17/18 Contracted general activity (UDA)	22,660
Carry forward general activity (UDA)	-279
17/18 Contracted orthodontic activity (UOA)	0
Carry forward orthodontic activity (UOA)	0
Baseline contract value	£607,172.87

### ACCESS\*

Patients seen in 24 months	Total	Change since previous quarter
Quarter ending December 2016	9,762	
Quarter ending March 2017	9,807	→
Quarter ending June 2017	9,844	→
Quarter ending September 2017	9,998	→
Quarter ending December 2017	10,037	→
<b>Variance since December 2016</b>	<b>2.8%</b>	<b>↑</b>



### ACTIVITY



Month	Adjusted Scheduled Activity (UDA)	
	2017	2018
April	1,196	1,284
May	3,153	2,666
June	5,005	3,882
July	6,906	5,905
August	8,759	7,451
September	11,240	9,584
October	13,214	10,827
November	15,490	14,136
December	17,165	15,621
January	18,969	
February	20,778	
March	22,581	
April	22,880	
May	22,926	
June	22,939	

### QUALITY

	Quantity	Base Number	Contract	AT	Region	England
% of FP17s for the same patient ID Re-attending within 3 months - Children	176	2,895	6.1%	12.4%	12.9%	12.0%
% of FP17s for the same patient ID Re-attending within 3 months - Adults	828	6,239	13.3%	16.8%	16.5%	15.9%
% of FP17s for the same patient ID Re-attending between 3 & 9 months - Children	1,549	2,895	53.5%	57.3%	59.6%	58.0%
% of FP17s for the same patient ID Re-attending between 3 & 9 months - Adults	2,801	6,239	44.9%	50.6%	52.8%	50.5%
% of FP17s for Band 1 Urgent Courses	764	8,116	9.4%	10.2%	9.1%	9.0%
% of FP17s Relating to Free Repair or Replacements	98	8,116	1.2%	0.9%	1.0%	0.8%
% of FP17s Relating to Continuations	52	8,116	0.6%	1.0%	1.2%	1.1%
% of Patients satisfied with the dentistry they have received	6	8	N/A	91.8%	91.6%	91.5%
% of Patients satisfied with the time they had to wait for an appointment	6	8	N/A	88.2%	88.3%	87.9%

\* This is based on patients treated on this contract for their most recent course of treatment. Figures in italics indicate the base number of FP17s or Patient Questionnaire responses are less than 100. N/A is shown where the base number of responses is less than 10 during the period. % is calculated as Quantity/Base number\*100

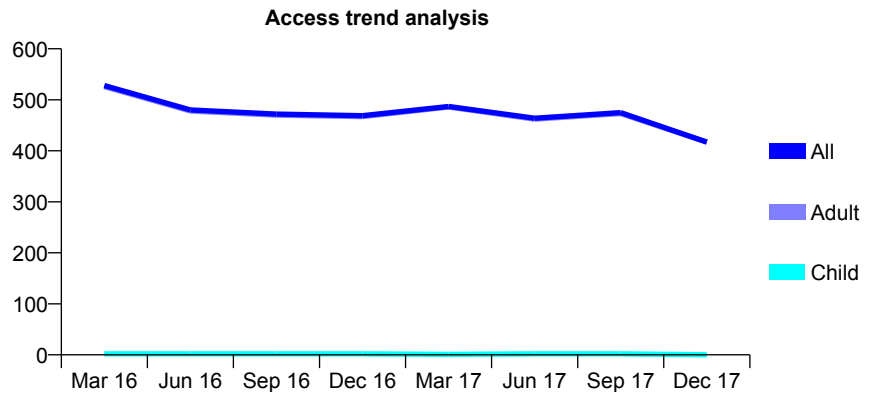
## Q46 - Vital Signs At a Glance Contract Report for 342327/0002 - December 2017

Name or company name	MR MK MUSHTAQ
Contract type name	PDS Contract
Purpose of contract	General
Contract start date	01/04/2013
Contract end date	31/03/2018

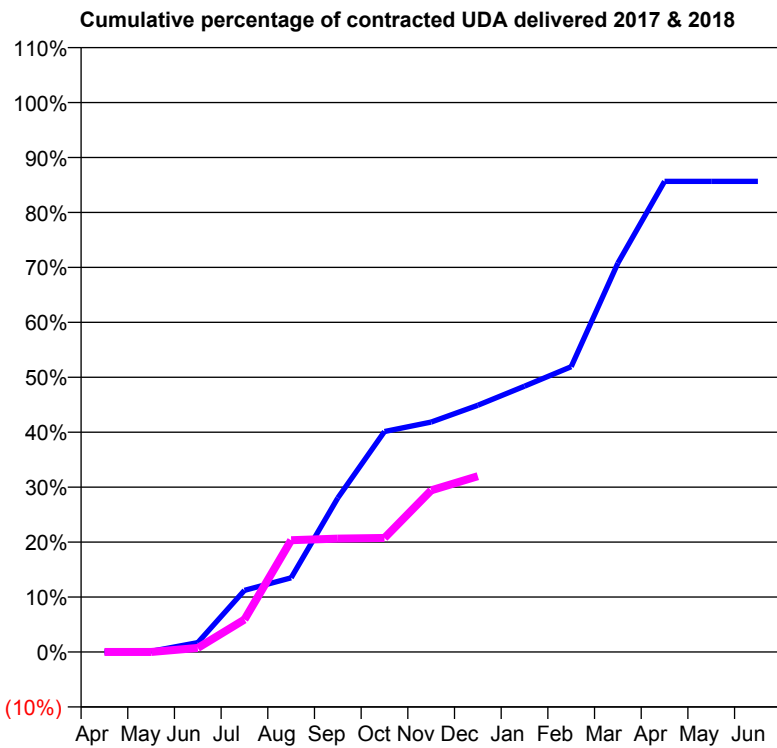
17/18 Contracted general activity (UDA)	700
Carry forward general activity (UDA)	0
17/18 Contracted orthodontic activity (UOA)	0
Carry forward orthodontic activity (UOA)	0
Baseline contract value	£59,773.58

### ACCESS\*

Patients seen in 24 months	Total	Change since previous quarter
Quarter ending December 2016	469	
Quarter ending March 2017	487	↑
Quarter ending June 2017	464	↓
Quarter ending September 2017	475	↑
Quarter ending December 2017	417	↓
<b>Variance since December 2016</b>	<b>(11.1%)</b>	<b>↓</b>



### ACTIVITY



Month	Adjusted Scheduled Activity (UDA)	
	2017	2018
April	0	0
May	1	0
June	12	5
July	79	41
August	95	142
September	196	144
October	281	145
November	293	206
December	314	224
January	339	
February	363	
March	495	
April	600	
May	600	
June	600	

### QUALITY

	Quantity	Base Number	Contract	AT	Region	England
% of FP17s for the same patient ID Re-attending within 3 months - Children	0	1	0.0%	12.4%	12.9%	12.0%
% of FP17s for the same patient ID Re-attending within 3 months - Adults	4	193	2.1%	16.8%	16.5%	15.9%
% of FP17s for the same patient ID Re-attending between 3 & 9 months - Children	0	1	0.0%	57.3%	59.6%	58.0%
% of FP17s for the same patient ID Re-attending between 3 & 9 months - Adults	20	193	10.4%	50.6%	52.8%	50.5%
% of FP17s for Band 1 Urgent Courses	5	124	4.0%	10.2%	9.1%	9.0%
% of FP17s Relating to Free Repair or Replacements	0	124	0.0%	0.9%	1.0%	0.8%
% of FP17s Relating to Continuations	0	124	0.0%	1.0%	1.2%	1.1%
% of Patients satisfied with the dentistry they have received	0	0	N/A	91.8%	91.6%	91.5%
% of Patients satisfied with the time they had to wait for an appointment	0	0	N/A	88.2%	88.3%	87.9%

\* This is based on patients treated on this contract for their most recent course of treatment. Figures in italics indicate the base number of FP17s or Patient Questionnaire responses are less than 100. N/A is shown where the base number of responses is less than 10 during the period. % is calculated as Quantity/Base number\*100

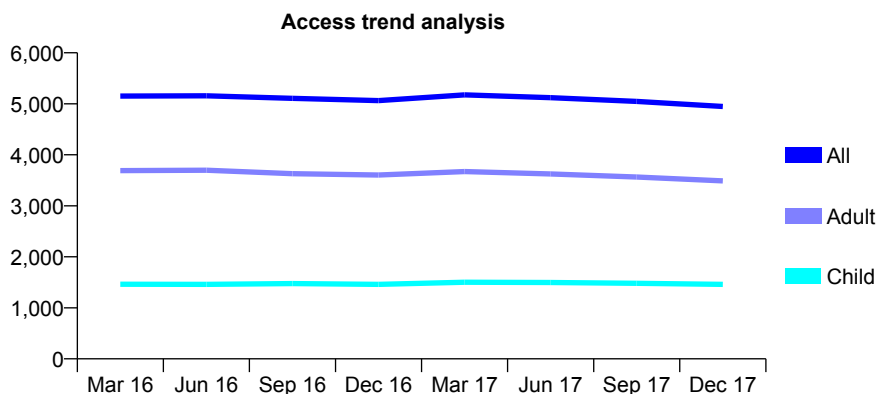
## Q46 - Vital Signs At a Glance Contract Report for 356956/0001 - December 2017

Name or company name	MF Dental Partners
Contract type name	GDS Contract
Purpose of contract	General
Contract start date	18/09/2007
Contract end date	

17/18 Contracted general activity (UDA)	10,000
Carry forward general activity (UDA)	20
17/18 Contracted orthodontic activity (UOA)	0
Carry forward orthodontic activity (UOA)	0
Baseline contract value	£256,725.25

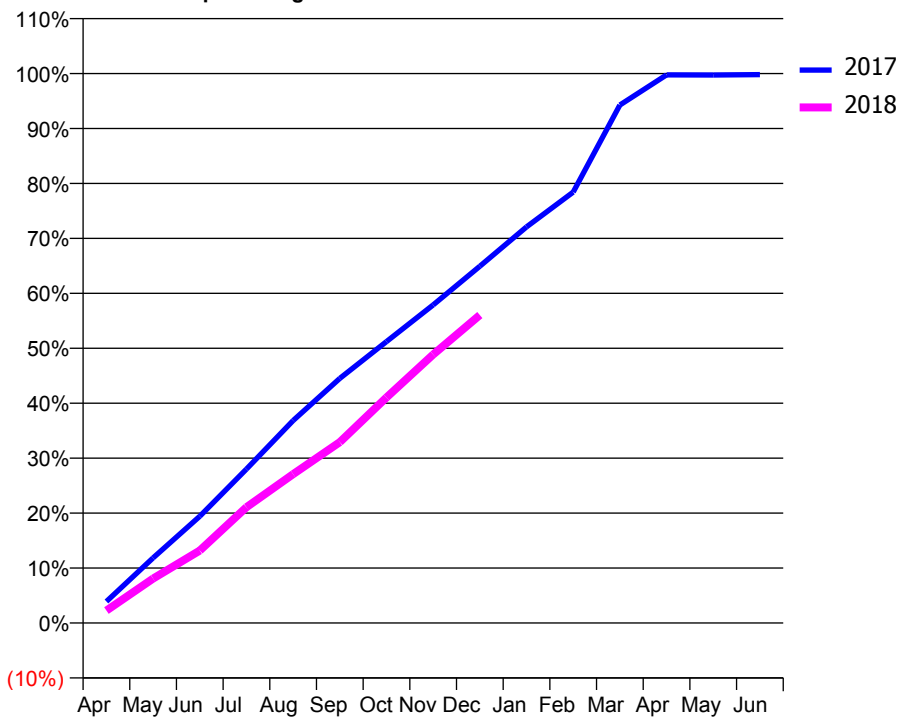
### ACCESS\*

Patients seen in 24 months	Total	Change since previous quarter
Quarter ending December 2016	5,064	
Quarter ending March 2017	5,175	↑
Quarter ending June 2017	5,121	↓
Quarter ending September 2017	5,046	↓
Quarter ending December 2017	4,948	↓
<b>Variance since December 2016</b>	<b>(2.3%)</b>	<b>↓</b>



### ACTIVITY

Cumulative percentage of contracted UDA delivered 2017 & 2018



Month	Adjusted Scheduled Activity (UDA)	
	2017	2018
April	393	227
May	1,185	808
June	1,943	1,320
July	2,802	2,108
August	3,684	2,708
September	4,451	3,291
October	5,120	4,104
November	5,790	4,886
December	6,494	5,605
January	7,207	
February	7,842	
March	9,426	
April	9,975	
May	9,973	
June	9,980	

### QUALITY

	Quantity	Base Number	Contract	AT	Region	England
% of FP17s for the same patient ID Re-attending within 3 months - Children	112	1,573	7.1%	12.4%	12.9%	12.0%
% of FP17s for the same patient ID Re-attending within 3 months - Adults	314	3,355	9.4%	16.8%	16.5%	15.9%
% of FP17s for the same patient ID Re-attending between 3 & 9 months - Children	1,011	1,573	64.3%	57.3%	59.6%	58.0%
% of FP17s for the same patient ID Re-attending between 3 & 9 months - Adults	2,103	3,355	62.7%	50.6%	52.8%	50.5%
% of FP17s for Band 1 Urgent Courses	125	3,284	3.8%	10.2%	9.1%	9.0%
% of FP17s Relating to Free Repair or Replacements	6	3,284	0.2%	0.9%	1.0%	0.8%
% of FP17s Relating to Continuations	1	3,284	0.0%	1.0%	1.2%	1.1%
% of Patients satisfied with the dentistry they have received	3	4	N/A	91.8%	91.6%	91.5%
% of Patients satisfied with the time they had to wait for an appointment	3	4	N/A	88.2%	88.3%	87.9%

\* This is based on patients treated on this contract for their most recent course of treatment. Figures in italics indicate the base number of FP17s or Patient Questionnaire responses are less than 100. N/A is shown where the base number of responses is less than 10 during the period. % is calculated as Quantity/Base number\*100

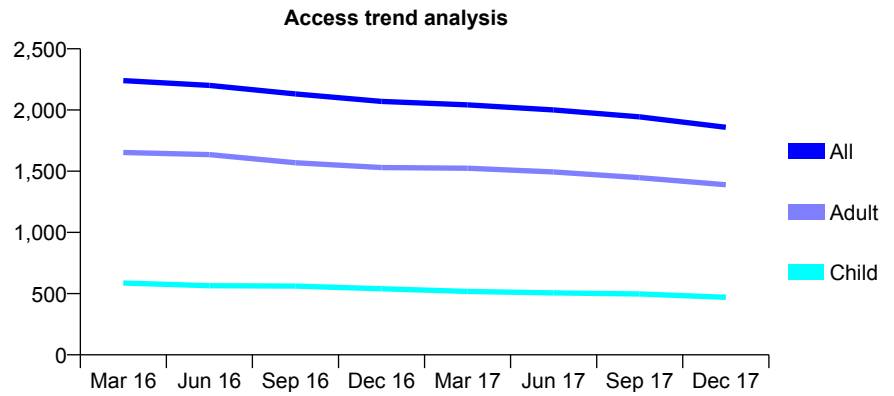
## Q46 - Vital Signs At a Glance Contract Report for 356956/0002 - December 2017

Name or company name	MF Dental Partners
Contract type name	GDS Contract
Purpose of contract	General
Contract start date	01/08/2013
Contract end date	

17/18 Contracted general activity (UDA)	5,388
Carry forward general activity (UDA)	-90
17/18 Contracted orthodontic activity (UOA)	0
Carry forward orthodontic activity (UOA)	0
Baseline contract value	£148,965.39

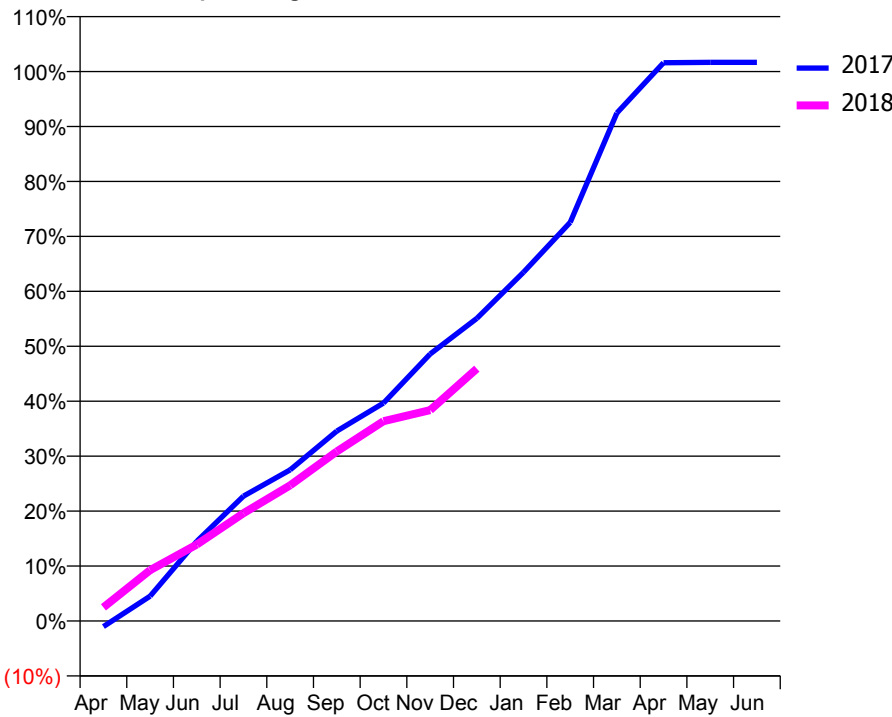
### ACCESS\*

Patients seen in 24 months	Total	Change since previous quarter
Quarter ending December 2016	2,070	
Quarter ending March 2017	2,042	↓
Quarter ending June 2017	2,000	↓
Quarter ending September 2017	1,944	↓
Quarter ending December 2017	1,859	↓
<b>Variance since December 2016</b>	<b>(10.2%)</b>	<b>↓</b>



### ACTIVITY

Cumulative percentage of contracted UDA delivered 2017 & 2018



Month	Adjusted Scheduled Activity (UDA)	
	2017	2018
April	-56	134
May	243	498
June	781	750
July	1,225	1,057
August	1,483	1,330
September	1,863	1,662
October	2,137	1,959
November	2,618	2,068
December	2,967	2,475
January	3,420	
February	3,909	
March	4,981	
April	5,474	
May	5,478	
June	5,478	

### QUALITY

	Quantity	Base Number	Contract	AT	Region	England
% of FP17s for the same patient ID Re-attending within 3 months - Children	28	331	8.5%	12.4%	12.9%	12.0%
% of FP17s for the same patient ID Re-attending within 3 months - Adults	123	1,045	11.8%	16.8%	16.5%	15.9%
% of FP17s for the same patient ID Re-attending between 3 & 9 months - Children	191	331	57.7%	57.3%	59.6%	58.0%
% of FP17s for the same patient ID Re-attending between 3 & 9 months - Adults	627	1,045	60.0%	50.6%	52.8%	50.5%
% of FP17s for Band 1 Urgent Courses	70	1,212	5.8%	10.2%	9.1%	9.0%
% of FP17s Relating to Free Repair or Replacements	12	1,212	1.0%	0.9%	1.0%	0.8%
% of FP17s Relating to Continuations	2	1,212	0.2%	1.0%	1.2%	1.1%
% of Patients satisfied with the dentistry they have received	2	2	N/A	91.8%	91.6%	91.5%
% of Patients satisfied with the time they had to wait for an appointment	2	2	N/A	88.2%	88.3%	87.9%

\* This is based on patients treated on this contract for their most recent course of treatment. Figures in italics indicate the base number of FP17s or Patient Questionnaire responses are less than 100. N/A is shown where the base number of responses is less than 10 during the period. % is calculated as Quantity/Base number\*100

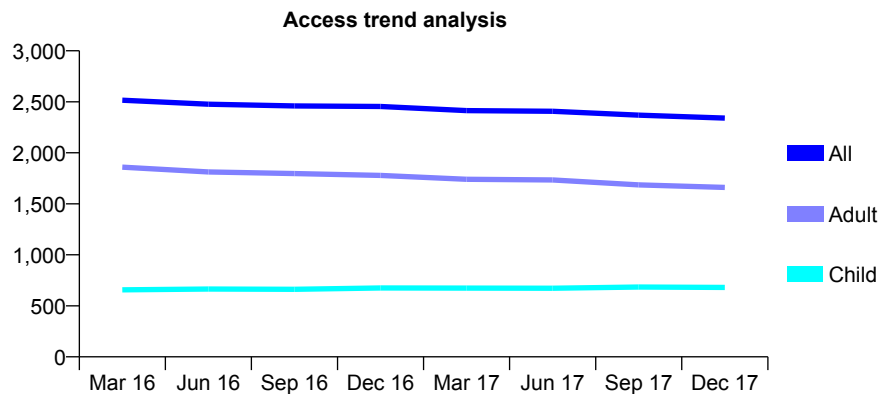
## Q46 - Vital Signs At a Glance Contract Report for 358975/0001 - December 2017

Name or company name	MISS P STOREY
Contract type name	GDS Contract
Purpose of contract	General
Contract start date	06/05/2011
Contract end date	

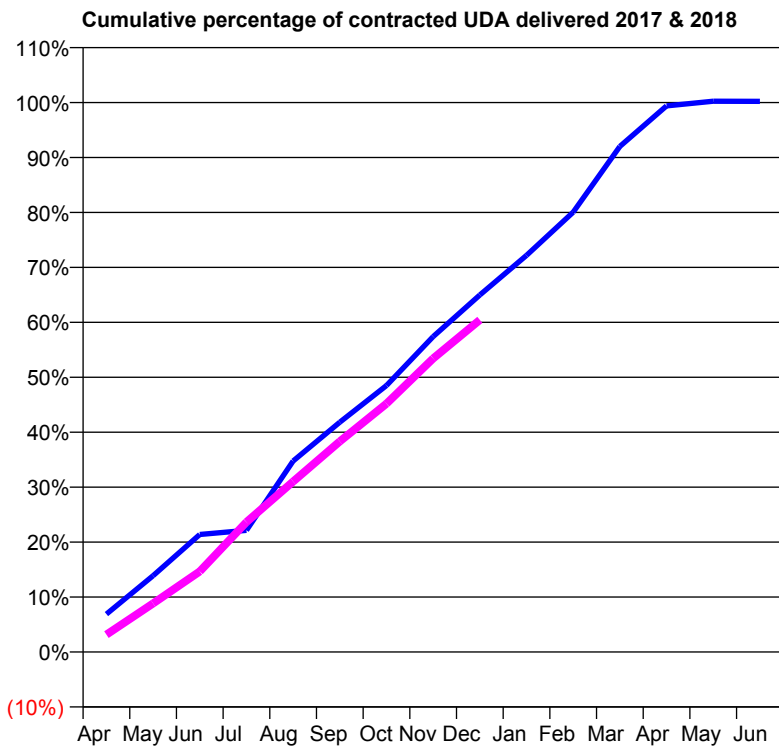
17/18 Contracted general activity (UDA)	6,504
Carry forward general activity (UDA)	-9
17/18 Contracted orthodontic activity (UOA)	0
Carry forward orthodontic activity (UOA)	0
Baseline contract value	£183,119.63

### ACCESS\*

Patients seen in 24 months	Total	Change since previous quarter
Quarter ending December 2016	2,454	
Quarter ending March 2017	2,414	↓
Quarter ending June 2017	2,407	→
Quarter ending September 2017	2,369	↓
Quarter ending December 2017	2,341	↓
<b>Variance since December 2016</b>	<b>(4.6%)</b>	<b>↓</b>



### ACTIVITY



Month	Adjusted Scheduled Activity (UDA)	
	2017	2018
April	449	206
May	904	576
June	1,392	954
July	1,441	1,538
August	2,261	2,017
September	2,720	2,493
October	3,155	2,940
November	3,733	3,475
December	4,225	3,931
January	4,695	
February	5,206	
March	5,985	
April	6,464	
May	6,519	
June	6,518	

### QUALITY

	Quantity	Base Number	Contract	AT	Region	England
% of FP17s for the same patient ID Re-attending within 3 months - Children	41	693	5.9%	12.4%	12.9%	12.0%
% of FP17s for the same patient ID Re-attending within 3 months - Adults	250	1,950	12.8%	16.8%	16.5%	15.9%
% of FP17s for the same patient ID Re-attending between 3 & 9 months - Children	434	693	62.6%	57.3%	59.6%	58.0%
% of FP17s for the same patient ID Re-attending between 3 & 9 months - Adults	1,280	1,950	65.6%	50.6%	52.8%	50.5%
% of FP17s for Band 1 Urgent Courses	228	2,440	9.3%	10.2%	9.1%	9.0%
% of FP17s Relating to Free Repair or Replacements	12	2,440	0.5%	0.9%	1.0%	0.8%
% of FP17s Relating to Continuations	0	2,440	0.0%	1.0%	1.2%	1.1%
% of Patients satisfied with the dentistry they have received	0	0	N/A	91.8%	91.6%	91.5%
% of Patients satisfied with the time they had to wait for an appointment	0	0	N/A	88.2%	88.3%	87.9%

\* This is based on patients treated on this contract for their most recent course of treatment. Figures in italics indicate the base number of FP17s or Patient Questionnaire responses are less than 100. N/A is shown where the base number of responses is less than 10 during the period. % is calculated as Quantity/Base number\*100

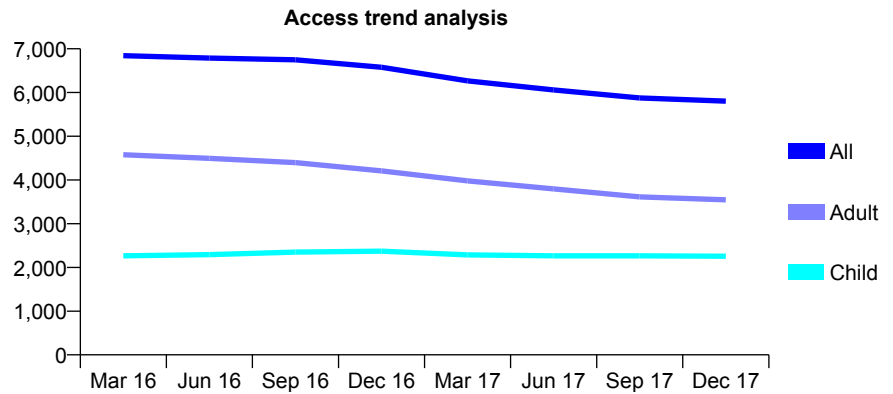
## Q46 - Vital Signs At a Glance Contract Report for 367931/0001 - December 2017

Name or company name	MS T KHAN
Contract type name	GDS Contract
Purpose of contract	General
Contract start date	01/08/2007
Contract end date	

17/18 Contracted general activity (UDA)	15,309
Carry forward general activity (UDA)	-100
17/18 Contracted orthodontic activity (UOA)	0
Carry forward orthodontic activity (UOA)	0
Baseline contract value	£429,479.18

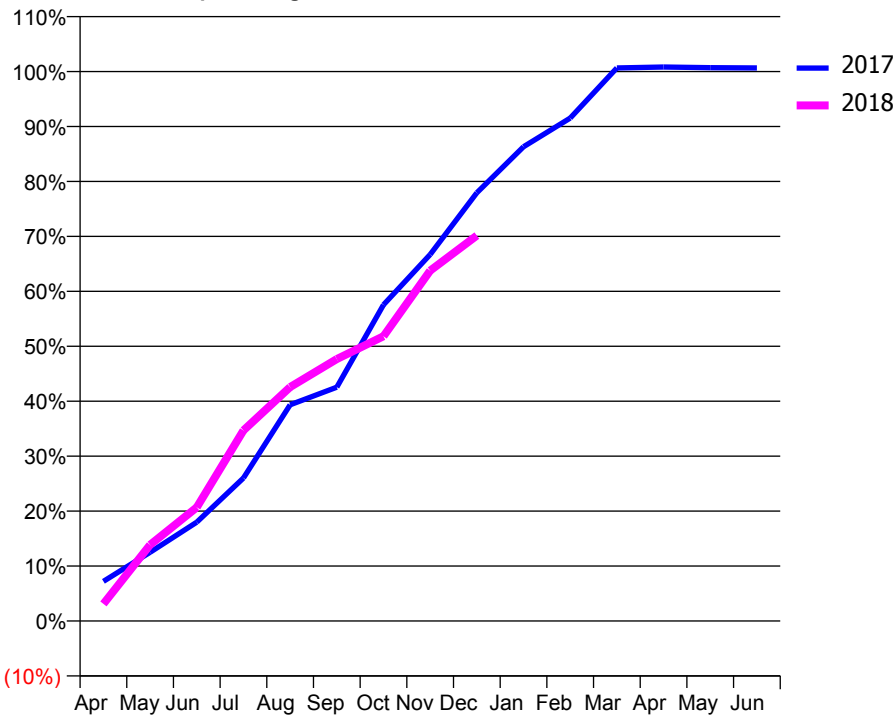
### ACCESS\*

Patients seen in 24 months	Total	Change since previous quarter
Quarter ending December 2016	6,579	
Quarter ending March 2017	6,265	↓
Quarter ending June 2017	6,059	↓
Quarter ending September 2017	5,876	↓
Quarter ending December 2017	5,802	↓
<b>Variance since December 2016</b>	<b>(11.8%)</b>	<b>↓</b>



### ACTIVITY

Cumulative percentage of contracted UDA delivered 2017 & 2018



Month	Adjusted Scheduled Activity (UDA)	
	2017	2018
April	1,106	477
May	1,914	2,124
June	2,756	3,166
July	3,985	5,312
August	6,022	6,517
September	6,514	7,299
October	8,810	7,933
November	10,211	9,760
December	11,931	10,739
January	13,211	
February	14,010	
March	15,410	
April	15,433	
May	15,415	
June	15,409	

### QUALITY

	Quantity	Base Number	Contract	AT	Region	England
% of FP17s for the same patient ID Re-attending within 3 months - Children	156	1,801	8.7%	12.4%	12.9%	12.0%
% of FP17s for the same patient ID Re-attending within 3 months - Adults	509	3,048	16.7%	16.8%	16.5%	15.9%
% of FP17s for the same patient ID Re-attending between 3 & 9 months - Children	797	1,801	44.3%	57.3%	59.6%	58.0%
% of FP17s for the same patient ID Re-attending between 3 & 9 months - Adults	1,341	3,048	44.0%	50.6%	52.8%	50.5%
% of FP17s for Band 1 Urgent Courses	610	4,847	12.6%	10.2%	9.1%	9.0%
% of FP17s Relating to Free Repair or Replacements	56	4,847	1.2%	0.9%	1.0%	0.8%
% of FP17s Relating to Continuations	22	4,847	0.5%	1.0%	1.2%	1.1%
% of Patients satisfied with the dentistry they have received	1	1	N/A	91.8%	91.6%	91.5%
% of Patients satisfied with the time they had to wait for an appointment	0	1	N/A	88.2%	88.3%	87.9%

\* This is based on patients treated on this contract for their most recent course of treatment. Figures in italics indicate the base number of FP17s or Patient Questionnaire responses are less than 100. N/A is shown where the base number of responses is less than 10 during the period. % is calculated as Quantity/Base number\*100

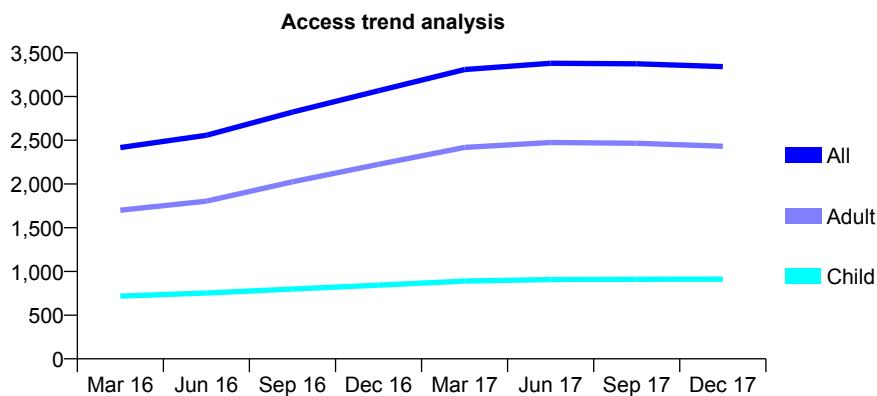
## Q46 - Vital Signs At a Glance Contract Report for 367931/0003 - December 2017

Name or company name	MS T KHAN
Contract type name	GDS Contract
Purpose of contract	General
Contract start date	01/06/2015
Contract end date	

17/18 Contracted general activity (UDA)	8,521
Carry forward general activity (UDA)	-170
17/18 Contracted orthodontic activity (UOA)	0
Carry forward orthodontic activity (UOA)	0
Baseline contract value	£208,598.64

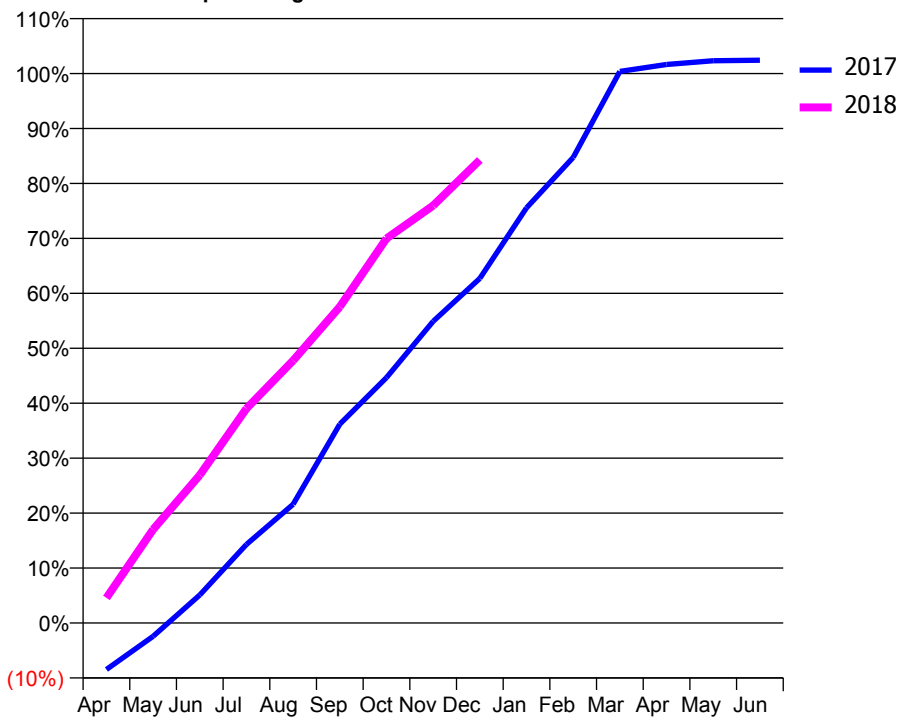
### ACCESS\*

Patients seen in 24 months	Total	Change since previous quarter
Quarter ending December 2016	3,066	
Quarter ending March 2017	3,308	↑
Quarter ending June 2017	3,381	↑
Quarter ending September 2017	3,374	→
Quarter ending December 2017	3,342	→
<b>Variance since December 2016</b>	<b>9.0%</b>	<b>↑</b>



### ACTIVITY

Cumulative percentage of contracted UDA delivered 2017 & 2018



Month	Adjusted Scheduled Activity (UDA)	
	2017	2018
April	-723	389
May	-207	1,450
June	435	2,295
July	1,219	3,325
August	1,842	4,070
September	3,085	4,903
October	3,806	5,963
November	4,679	6,474
December	5,344	7,180
January	6,438	
February	7,220	
March	8,553	
April	8,661	
May	8,719	
June	8,727	

### QUALITY

	Quantity	Base Number	Contract	AT	Region	England
% of FP17s for the same patient ID Re-attending within 3 months - Children	74	919	8.1%	12.4%	12.9%	12.0%
% of FP17s for the same patient ID Re-attending within 3 months - Adults	407	2,327	17.5%	16.8%	16.5%	15.9%
% of FP17s for the same patient ID Re-attending between 3 & 9 months - Children	469	919	51.0%	57.3%	59.6%	58.0%
% of FP17s for the same patient ID Re-attending between 3 & 9 months - Adults	1,235	2,327	53.1%	50.6%	52.8%	50.5%
% of FP17s for Band 1 Urgent Courses	201	3,151	6.4%	10.2%	9.1%	9.0%
% of FP17s Relating to Free Repair or Replacements	38	3,151	1.2%	0.9%	1.0%	0.8%
% of FP17s Relating to Continuations	5	3,151	0.2%	1.0%	1.2%	1.1%
% of Patients satisfied with the dentistry they have received	1	1	N/A	91.8%	91.6%	91.5%
% of Patients satisfied with the time they had to wait for an appointment	0	1	N/A	88.2%	88.3%	87.9%

\* This is based on patients treated on this contract for their most recent course of treatment. Figures in italics indicate the base number of FP17s or Patient Questionnaire responses are less than 100. N/A is shown where the base number of responses is less than 10 during the period. % is calculated as Quantity/Base number\*100

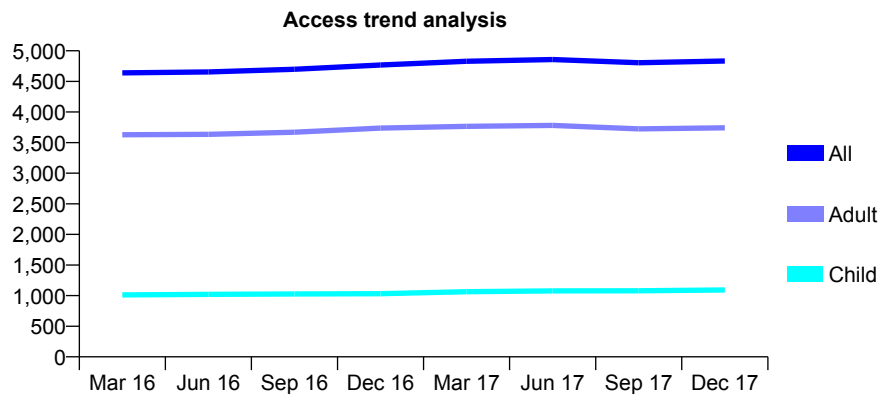
## Q46 - Vital Signs At a Glance Contract Report for 383392/0001 - December 2017

Name or company name	MR BS GREWAL
Contract type name	GDS Contract
Purpose of contract	General
Contract start date	01/09/2013
Contract end date	

17/18 Contracted general activity (UDA)	11,195
Carry forward general activity (UDA)	14
17/18 Contracted orthodontic activity (UOA)	0
Carry forward orthodontic activity (UOA)	0
Baseline contract value	£394,513.17

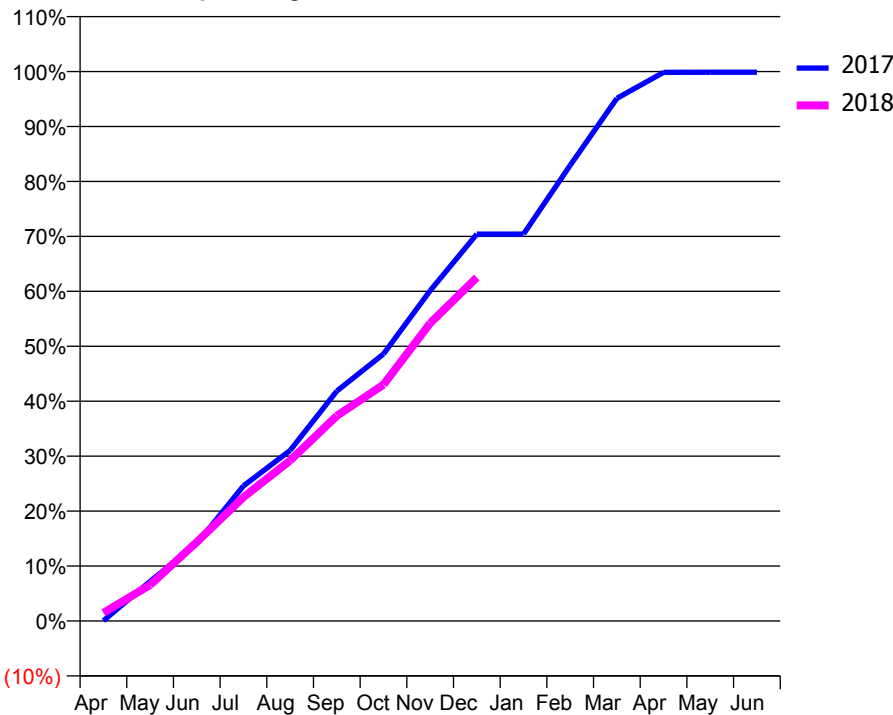
### ACCESS\*

Patients seen in 24 months	Total	Change since previous quarter
Quarter ending December 2016	4,768	
Quarter ending March 2017	4,830	→
Quarter ending June 2017	4,858	→
Quarter ending September 2017	4,805	↓
Quarter ending December 2017	4,833	→
<b>Variance since December 2016</b>	<b>1.4%</b>	<b>→</b>



### ACTIVITY

Cumulative percentage of contracted UDA delivered 2017 & 2018



Month	Adjusted Scheduled Activity (UDA)	
	2017	2018
April	7	168
May	808	734
June	1,577	1,609
July	2,752	2,523
August	3,475	3,269
September	4,685	4,179
October	5,440	4,816
November	6,732	6,067
December	7,883	7,000
January	7,883	
February	9,284	
March	10,649	
April	11,178	
May	11,181	
June	11,181	

### QUALITY

	Quantity	Base Number	Contract	AT	Region	England
% of FP17s for the same patient ID Re-attending within 3 months - Children	91	1,240	7.3%	12.4%	12.9%	12.0%
% of FP17s for the same patient ID Re-attending within 3 months - Adults	374	3,632	10.3%	16.8%	16.5%	15.9%
% of FP17s for the same patient ID Re-attending between 3 & 9 months - Children	783	1,240	63.1%	57.3%	59.6%	58.0%
% of FP17s for the same patient ID Re-attending between 3 & 9 months - Adults	2,253	3,632	62.0%	50.6%	52.8%	50.5%
% of FP17s for Band 1 Urgent Courses	251	4,215	6.0%	10.2%	9.1%	9.0%
% of FP17s Relating to Free Repair or Replacements	14	4,215	0.3%	0.9%	1.0%	0.8%
% of FP17s Relating to Continuations	4	4,215	0.1%	1.0%	1.2%	1.1%
% of Patients satisfied with the dentistry they have received	2	3	N/A	91.8%	91.6%	91.5%
% of Patients satisfied with the time they had to wait for an appointment	2	3	N/A	88.2%	88.3%	87.9%

\* This is based on patients treated on this contract for their most recent course of treatment. Figures in italics indicate the base number of FP17s or Patient Questionnaire responses are less than 100. N/A is shown where the base number of responses is less than 10 during the period. % is calculated as Quantity/Base number\*100



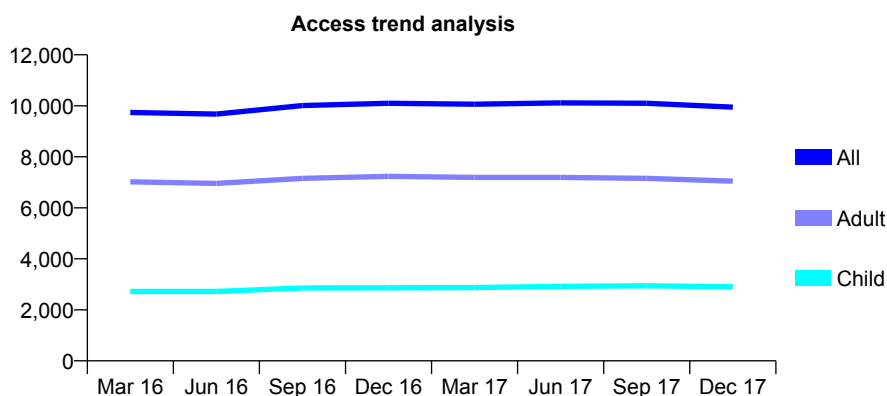
## Q46 - Vital Signs At a Glance Contract Report for 392286/0003 - December 2017

Name or company name	MR HL SHOWMAN
Contract type name	GDS Contract
Purpose of contract	General
Contract start date	04/06/2012
Contract end date	

17/18 Contracted general activity (UDA)	30,792
Carry forward general activity (UDA)	0
17/18 Contracted orthodontic activity (UOA)	0
Carry forward orthodontic activity (UOA)	0
Baseline contract value	£835,011.89

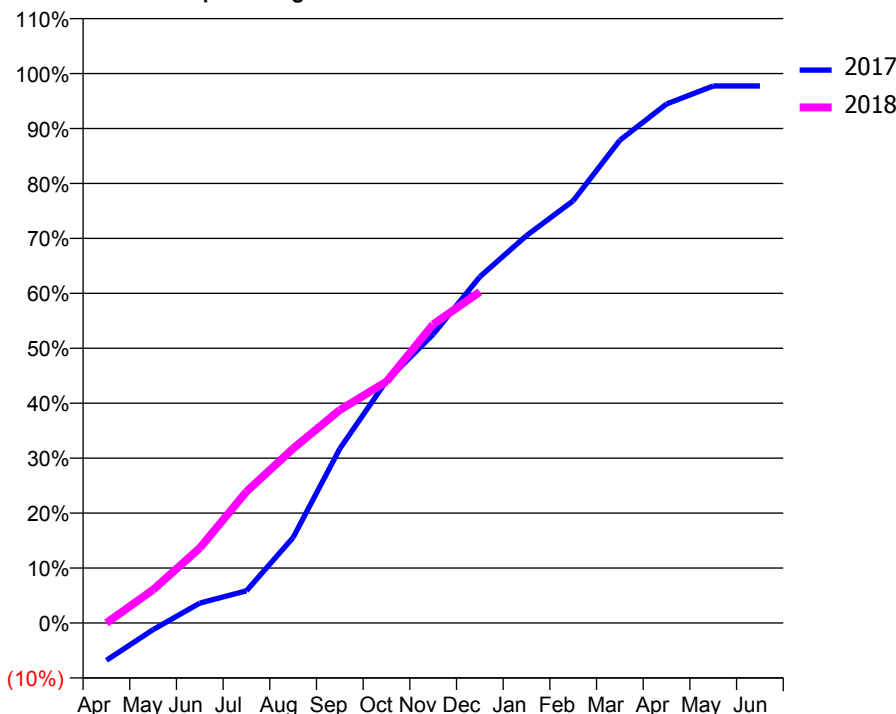
### ACCESS\*

Patients seen in 24 months	Total	Change since previous quarter
Quarter ending December 2016	10,098	
Quarter ending March 2017	10,063	→
Quarter ending June 2017	10,114	→
Quarter ending September 2017	10,098	→
Quarter ending December 2017	9,950	↓
<b>Variance since December 2016</b>	<b>(1.5%)</b>	<b>↓</b>



### ACTIVITY

Cumulative percentage of contracted UDA delivered 2017 & 2018



Month	Adjusted Scheduled Activity (UDA)	
	2017	2018
April	-2,099	0
May	-374	1,867
June	1,120	4,206
July	1,802	7,365
August	4,790	9,775
September	9,769	11,934
October	13,564	13,531
November	16,183	16,736
December	19,405	18,560
January	21,708	
February	23,661	
March	27,053	
April	29,084	
May	30,093	
June	30,096	

### QUALITY

	Quantity	Base Number	Contract	AT	Region	England
% of FP17s for the same patient ID Re-attending within 3 months - Children	151	2,433	6.2%	12.4%	12.9%	12.0%
% of FP17s for the same patient ID Re-attending within 3 months - Adults	724	5,569	13.0%	16.8%	16.5%	15.9%
% of FP17s for the same patient ID Re-attending between 3 & 9 months - Children	1,185	2,433	48.7%	57.3%	59.6%	58.0%
% of FP17s for the same patient ID Re-attending between 3 & 9 months - Adults	2,438	5,569	43.8%	50.6%	52.8%	50.5%
% of FP17s for Band 1 Urgent Courses	654	6,992	9.4%	10.2%	9.1%	9.0%
% of FP17s Relating to Free Repair or Replacements	91	6,992	1.3%	0.9%	1.0%	0.8%
% of FP17s Relating to Continuations	56	6,992	0.8%	1.0%	1.2%	1.1%
% of Patients satisfied with the dentistry they have received	4	4	N/A	91.8%	91.6%	91.5%
% of Patients satisfied with the time they had to wait for an appointment	4	4	N/A	88.2%	88.3%	87.9%

\* This is based on patients treated on this contract for their most recent course of treatment. Figures in italics indicate the base number of FP17s or Patient Questionnaire responses are less than 100. N/A is shown where the base number of responses is less than 10 during the period. % is calculated as Quantity/Base number\*100

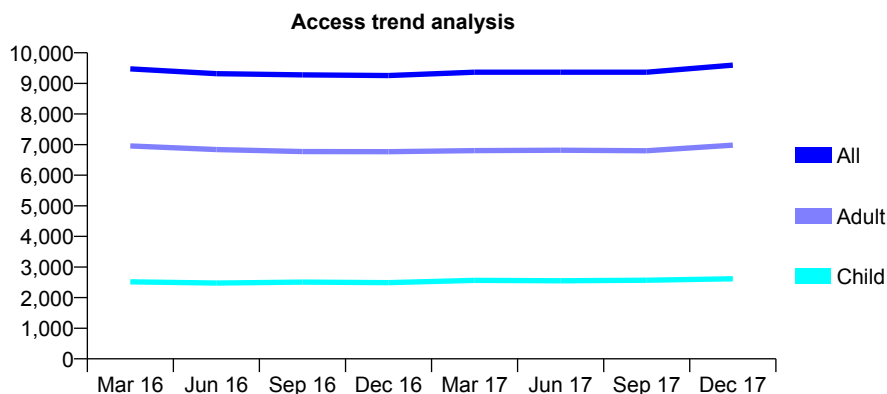
## Q46 - Vital Signs At a Glance Contract Report for 392286/0004 - December 2017

Name or company name	SimplyOne Dental Droylsden
Contract type name	GDS Contract
Purpose of contract	General
Contract start date	04/06/2012
Contract end date	

17/18 Contracted general activity (UDA)	29,530
Carry forward general activity (UDA)	642
17/18 Contracted orthodontic activity (UOA)	0
Carry forward orthodontic activity (UOA)	0
Baseline contract value	£831,004.31

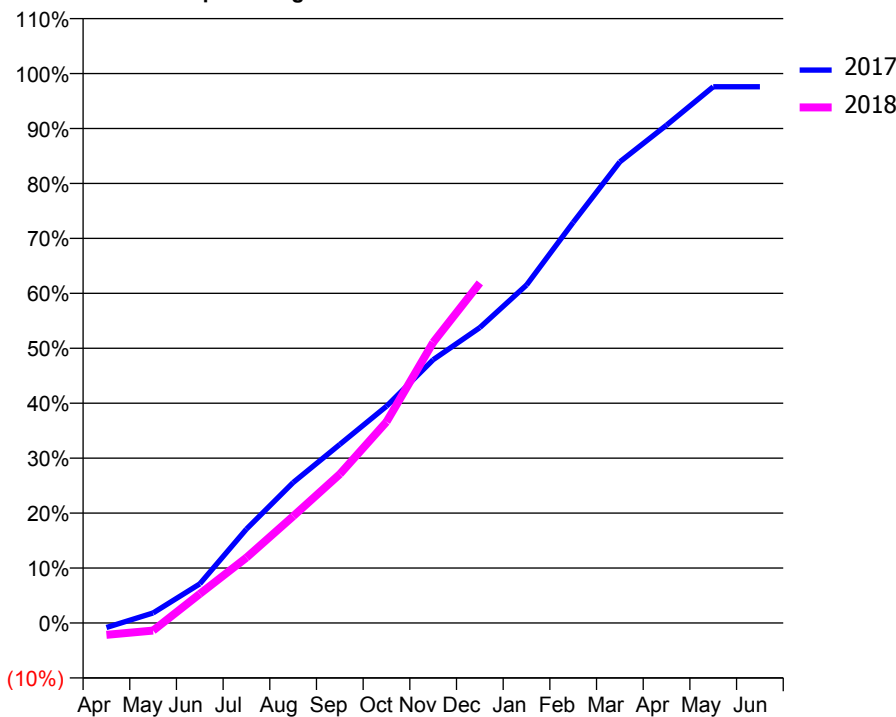
### ACCESS\*

Patients seen in 24 months	Total	Change since previous quarter
Quarter ending December 2016	9,258	
Quarter ending March 2017	9,367	→
Quarter ending June 2017	9,368	→
Quarter ending September 2017	9,368	→
Quarter ending December 2017	9,599	↑
<b>Variance since December 2016</b>	<b>3.7%</b>	<b>↑</b>



### ACTIVITY

Cumulative percentage of contracted UDA delivered 2017 & 2018



Month	Adjusted Scheduled Activity (UDA)	
	2017	2018
April	-247	-640
May	542	-413
June	2,103	1,569
July	5,046	3,513
August	7,550	5,736
September	9,599	7,999
October	11,647	10,809
November	14,148	15,084
December	15,876	18,279
January	18,165	
February	21,533	
March	24,781	
April	26,756	
May	28,817	
June	28,821	

### QUALITY

	Quantity	Base Number	Contract	AT	Region	England
% of FP17s for the same patient ID Re-attending within 3 months - Children	128	2,210	5.8%	12.4%	12.9%	12.0%
% of FP17s for the same patient ID Re-attending within 3 months - Adults	803	6,541	12.3%	16.8%	16.5%	15.9%
% of FP17s for the same patient ID Re-attending between 3 & 9 months - Children	1,086	2,210	49.1%	57.3%	59.6%	58.0%
% of FP17s for the same patient ID Re-attending between 3 & 9 months - Adults	2,678	6,541	40.9%	50.6%	52.8%	50.5%
% of FP17s for Band 1 Urgent Courses	745	7,236	10.3%	10.2%	9.1%	9.0%
% of FP17s Relating to Free Repair or Replacements	43	7,236	0.6%	0.9%	1.0%	0.8%
% of FP17s Relating to Continuations	173	7,236	2.4%	1.0%	1.2%	1.1%
% of Patients satisfied with the dentistry they have received	6	6	N/A	91.8%	91.6%	91.5%
% of Patients satisfied with the time they had to wait for an appointment	6	6	N/A	88.2%	88.3%	87.9%

\* This is based on patients treated on this contract for their most recent course of treatment. Figures in italics indicate the base number of FP17s or Patient Questionnaire responses are less than 100. N/A is shown where the base number of responses is less than 10 during the period. % is calculated as Quantity/Base number\*100

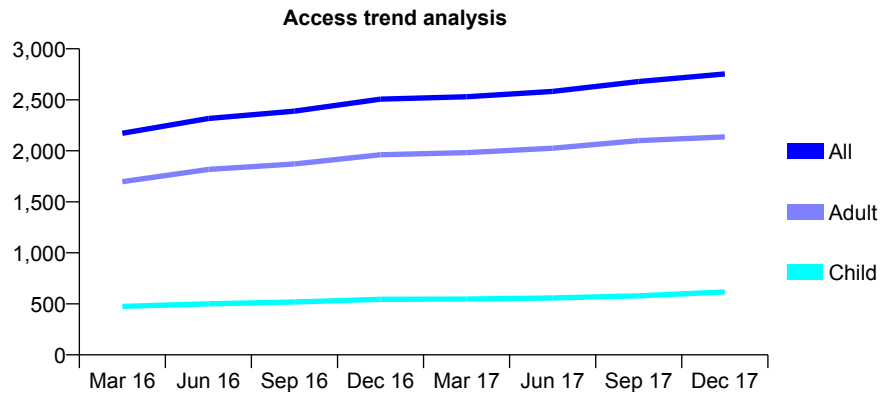
## Q46 - Vital Signs At a Glance Contract Report for 398144/0001 - December 2017

Name or company name	Mr G Harper
Contract type name	GDS Contract
Purpose of contract	General
Contract start date	16/01/2015
Contract end date	

17/18 Contracted general activity (UDA)	6,319
Carry forward general activity (UDA)	-53
17/18 Contracted orthodontic activity (UOA)	0
Carry forward orthodontic activity (UOA)	0
Baseline contract value	£177,072.15

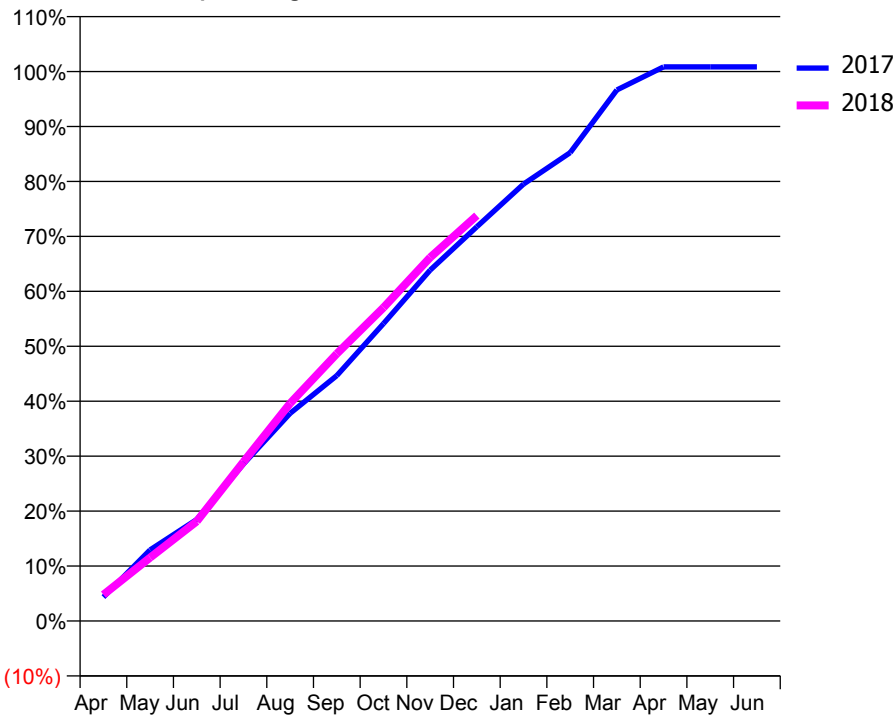
### ACCESS\*

Patients seen in 24 months	Total	Change since previous quarter
Quarter ending December 2016	2,507	
Quarter ending March 2017	2,530	→
Quarter ending June 2017	2,583	↑
Quarter ending September 2017	2,679	↑
Quarter ending December 2017	2,753	↑
<b>Variance since December 2016</b>	<b>9.8%</b>	<b>↑</b>



### ACTIVITY

Cumulative percentage of contracted UDA delivered 2017 & 2018



Month	Adjusted Scheduled Activity (UDA)	
	2017	2018
April	276	303
May	818	729
June	1,168	1,146
July	1,806	1,830
August	2,389	2,504
September	2,822	3,074
October	3,420	3,604
November	4,035	4,181
December	4,534	4,663
January	5,024	
February	5,386	
March	6,106	
April	6,372	
May	6,372	
June	6,372	

### QUALITY

	Quantity	Base Number	Contract	AT	Region	England
% of FP17s for the same patient ID Re-attending within 3 months - Children	54	762	7.1%	12.4%	12.9%	12.0%
% of FP17s for the same patient ID Re-attending within 3 months - Adults	364	2,578	14.1%	16.8%	16.5%	15.9%
% of FP17s for the same patient ID Re-attending between 3 & 9 months - Children	455	762	59.7%	57.3%	59.6%	58.0%
% of FP17s for the same patient ID Re-attending between 3 & 9 months - Adults	1,485	2,578	57.6%	50.6%	52.8%	50.5%
% of FP17s for Band 1 Urgent Courses	173	2,533	6.8%	10.2%	9.1%	9.0%
% of FP17s Relating to Free Repair or Replacements	32	2,533	1.3%	0.9%	1.0%	0.8%
% of FP17s Relating to Continuations	29	2,533	1.1%	1.0%	1.2%	1.1%
% of Patients satisfied with the dentistry they have received	4	4	N/A	91.8%	91.6%	91.5%
% of Patients satisfied with the time they had to wait for an appointment	4	4	N/A	88.2%	88.3%	87.9%

\* This is based on patients treated on this contract for their most recent course of treatment. Figures in italics indicate the base number of FP17s or Patient Questionnaire responses are less than 100. N/A is shown where the base number of responses is less than 10 during the period. % is calculated as Quantity/Base number\*100

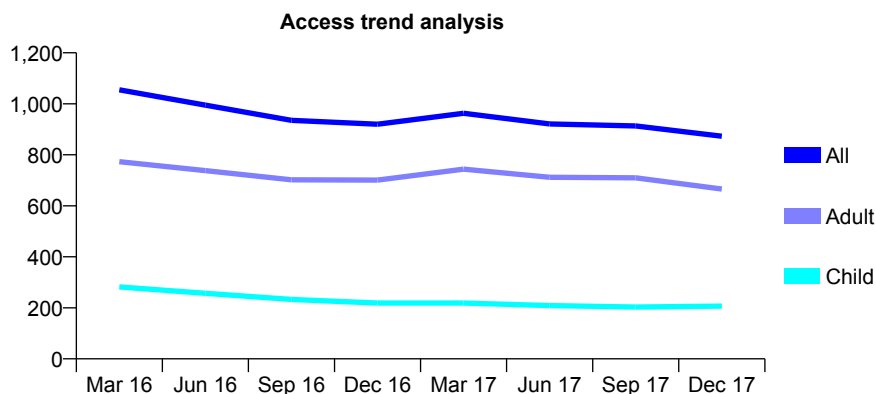
## Q46 - Vital Signs At a Glance Contract Report for 560197/0003 - December 2017

Name or company name	MR GT PHILOBBOS
Contract type name	GDS Contract
Purpose of contract	General
Contract start date	14/07/2008
Contract end date	

17/18 Contracted general activity (UDA)	4,314
Carry forward general activity (UDA)	0
17/18 Contracted orthodontic activity (UOA)	0
Carry forward orthodontic activity (UOA)	0
Baseline contract value	£121,278.66

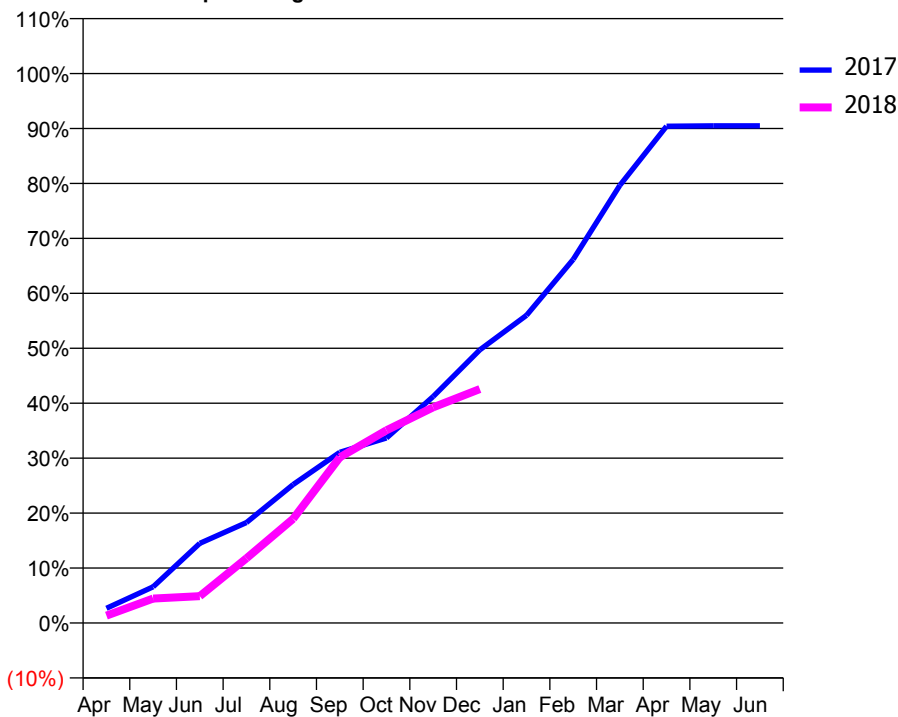
### ACCESS\*

Patients seen in 24 months	Total	Change since previous quarter
Quarter ending December 2016	920	
Quarter ending March 2017	963	↑
Quarter ending June 2017	921	↓
Quarter ending September 2017	913	→
Quarter ending December 2017	873	↓
<b>Variance since December 2016</b>	<b>(5.1%)</b>	<b>↓</b>



### ACTIVITY

**Cumulative percentage of contracted UDA delivered 2017 & 2018**



Month	Adjusted Scheduled Activity (UDA)	
	2017	2018
April	116	58
May	284	192
June	626	211
July	789	508
August	1,087	818
September	1,341	1,301
October	1,452	1,513
November	1,779	1,693
December	2,145	1,837
January	2,415	
February	2,854	
March	3,436	
April	3,900	
May	3,903	
June	3,903	

### QUALITY

	Quantity	Base Number	Contract	AT	Region	England
% of FP17s for the same patient ID Re-attending within 3 months - Children	15	181	8.3%	12.4%	12.9%	12.0%
% of FP17s for the same patient ID Re-attending within 3 months - Adults	92	528	17.4%	16.8%	16.5%	15.9%
% of FP17s for the same patient ID Re-attending between 3 & 9 months - Children	67	181	37.0%	57.3%	59.6%	58.0%
% of FP17s for the same patient ID Re-attending between 3 & 9 months - Adults	211	528	40.0%	50.6%	52.8%	50.5%
% of FP17s for Band 1 Urgent Courses	43	595	7.2%	10.2%	9.1%	9.0%
% of FP17s Relating to Free Repair or Replacements	0	595	0.0%	0.9%	1.0%	0.8%
% of FP17s Relating to Continuations	16	595	2.7%	1.0%	1.2%	1.1%
% of Patients satisfied with the dentistry they have received	1	1	N/A	91.8%	91.6%	91.5%
% of Patients satisfied with the time they had to wait for an appointment	1	1	N/A	88.2%	88.3%	87.9%

\* This is based on patients treated on this contract for their most recent course of treatment. Figures in italics indicate the base number of FP17s or Patient Questionnaire responses are less than 100. N/A is shown where the base number of responses is less than 10 during the period. % is calculated as Quantity/Base number\*100

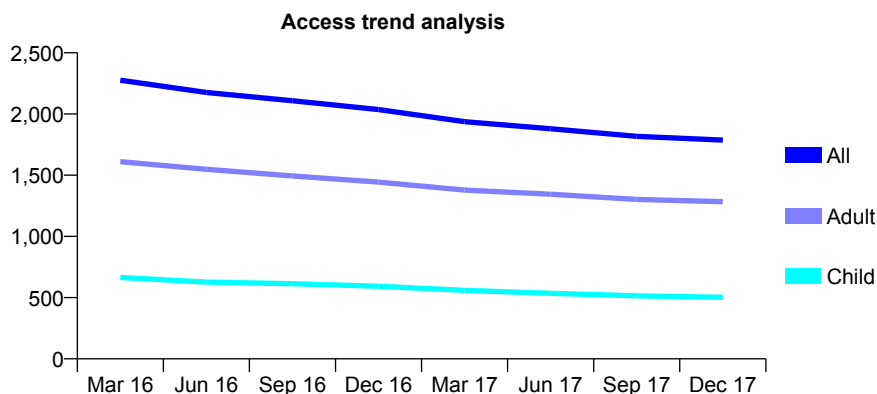
## Q46 - Vital Signs At a Glance Contract Report for 565121/0001 - December 2017

Name or company name	MR C POTTS
Contract type name	GDS Contract
Purpose of contract	General
Contract start date	01/04/2006
Contract end date	

17/18 Contracted general activity (UDA)	8,118
Carry forward general activity (UDA)	-31
17/18 Contracted orthodontic activity (UOA)	0
Carry forward orthodontic activity (UOA)	0
Baseline contract value	£267,783.18

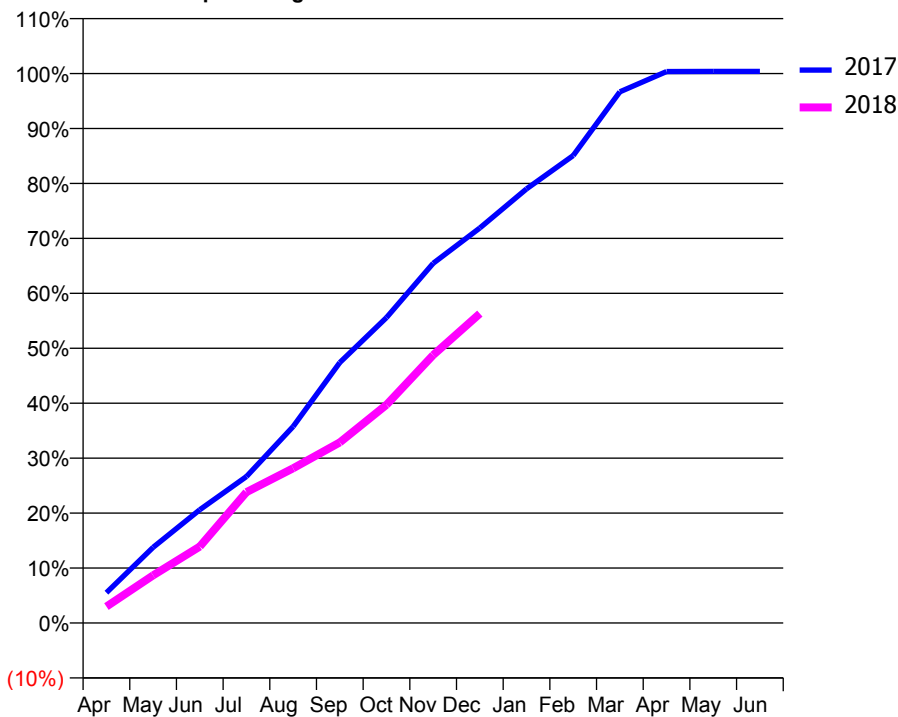
### ACCESS\*

Patients seen in 24 months	Total	Change since previous quarter
Quarter ending December 2016	2,037	
Quarter ending March 2017	1,937	↓
Quarter ending June 2017	1,880	↓
Quarter ending September 2017	1,817	↓
Quarter ending December 2017	1,787	↓
<b>Variance since December 2016</b>	<b>(12.3%)</b>	<b>↓</b>



### ACTIVITY

Cumulative percentage of contracted UDA delivered 2017 & 2018



Month	Adjusted Scheduled Activity (UDA)	
	2017	2018
April	449	243
May	1,118	704
June	1,674	1,131
July	2,164	1,933
August	2,903	2,285
September	3,849	2,669
October	4,513	3,224
November	5,314	3,959
December	5,836	4,572
January	6,412	
February	6,905	
March	7,848	
April	8,148	
May	8,149	
June	8,149	

### QUALITY

	Quantity	Base Number	Contract	AT	Region	England
% of FP17s for the same patient ID Re-attending within 3 months - Children	77	749	10.3%	12.4%	12.9%	12.0%
% of FP17s for the same patient ID Re-attending within 3 months - Adults	245	1,743	14.1%	16.8%	16.5%	15.9%
% of FP17s for the same patient ID Re-attending between 3 & 9 months - Children	596	749	79.6%	57.3%	59.6%	58.0%
% of FP17s for the same patient ID Re-attending between 3 & 9 months - Adults	1,321	1,743	75.8%	50.6%	52.8%	50.5%
% of FP17s for Band 1 Urgent Courses	109	2,357	4.6%	10.2%	9.1%	9.0%
% of FP17s Relating to Free Repair or Replacements	14	2,357	0.6%	0.9%	1.0%	0.8%
% of FP17s Relating to Continuations	5	2,357	0.2%	1.0%	1.2%	1.1%
% of Patients satisfied with the dentistry they have received	4	4	N/A	91.8%	91.6%	91.5%
% of Patients satisfied with the time they had to wait for an appointment	3	4	N/A	88.2%	88.3%	87.9%

\* This is based on patients treated on this contract for their most recent course of treatment. Figures in italics indicate the base number of FP17s or Patient Questionnaire responses are less than 100. N/A is shown where the base number of responses is less than 10 during the period. % is calculated as Quantity/Base number\*100

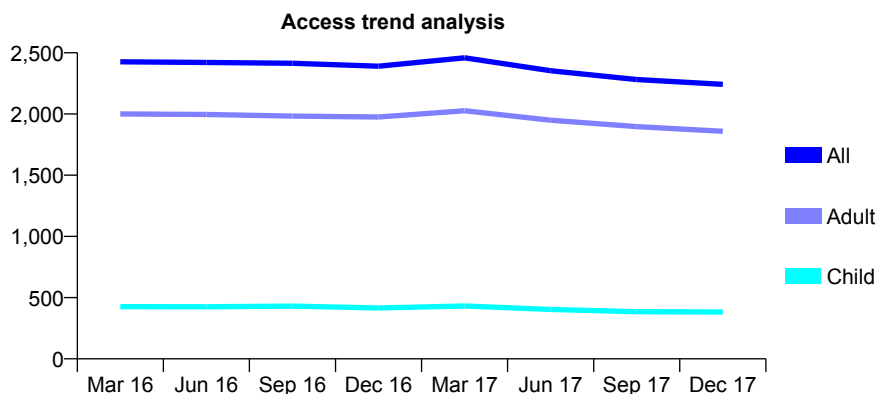
## Q46 - Vital Signs At a Glance Contract Report for 566896/0001 - December 2017

Name or company name	Heyside Dental Practice Partnership
Contract type name	GDS Contract
Purpose of contract	General
Contract start date	01/04/2006
Contract end date	

17/18 Contracted general activity (UDA)	7,830
Carry forward general activity (UDA)	0
17/18 Contracted orthodontic activity (UOA)	0
Carry forward orthodontic activity (UOA)	0
Baseline contract value	£212,324.77

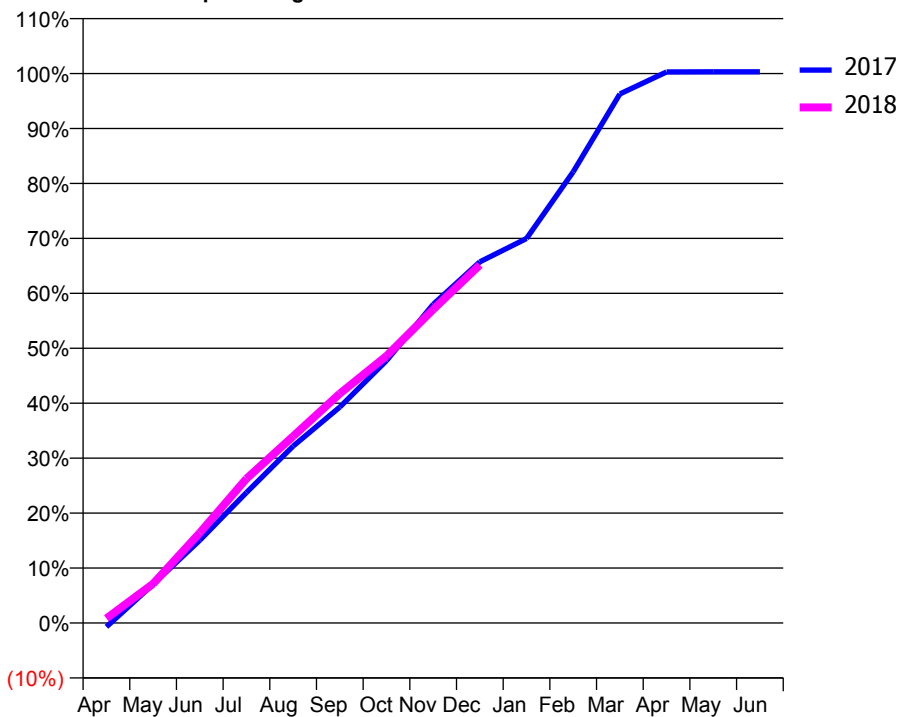
### ACCESS\*

Patients seen in 24 months	Total	Change since previous quarter
Quarter ending December 2016	2,391	
Quarter ending March 2017	2,459	↑
Quarter ending June 2017	2,353	↓
Quarter ending September 2017	2,282	↓
Quarter ending December 2017	2,242	↓
<b>Variance since December 2016</b>	<b>(6.2%)</b>	<b>↓</b>



### ACTIVITY

Cumulative percentage of contracted UDA delivered 2017 & 2018



Month	Adjusted Scheduled Activity (UDA)	
	2017	2018
April	-56	66
May	552	560
June	1,178	1,286
July	1,859	2,057
August	2,521	2,661
September	3,076	3,270
October	3,738	3,806
November	4,541	4,469
December	5,147	5,102
January	5,479	
February	6,429	
March	7,539	
April	7,852	
May	7,855	
June	7,855	

### QUALITY

	Quantity	Base Number	Contract	AT	Region	England
% of FP17s for the same patient ID Re-attending within 3 months - Children	17	444	3.8%	12.4%	12.9%	12.0%
% of FP17s for the same patient ID Re-attending within 3 months - Adults	194	2,087	9.3%	16.8%	16.5%	15.9%
% of FP17s for the same patient ID Re-attending between 3 & 9 months - Children	290	444	65.3%	57.3%	59.6%	58.0%
% of FP17s for the same patient ID Re-attending between 3 & 9 months - Adults	1,229	2,087	58.9%	50.6%	52.8%	50.5%
% of FP17s for Band 1 Urgent Courses	60	2,418	2.5%	10.2%	9.1%	9.0%
% of FP17s Relating to Free Repair or Replacements	10	2,418	0.4%	0.9%	1.0%	0.8%
% of FP17s Relating to Continuations	10	2,418	0.4%	1.0%	1.2%	1.1%
% of Patients satisfied with the dentistry they have received	3	3	N/A	91.8%	91.6%	91.5%
% of Patients satisfied with the time they had to wait for an appointment	3	3	N/A	88.2%	88.3%	87.9%

\* This is based on patients treated on this contract for their most recent course of treatment. Figures in italics indicate the base number of FP17s or Patient Questionnaire responses are less than 100. N/A is shown where the base number of responses is less than 10 during the period. % is calculated as Quantity/Base number\*100

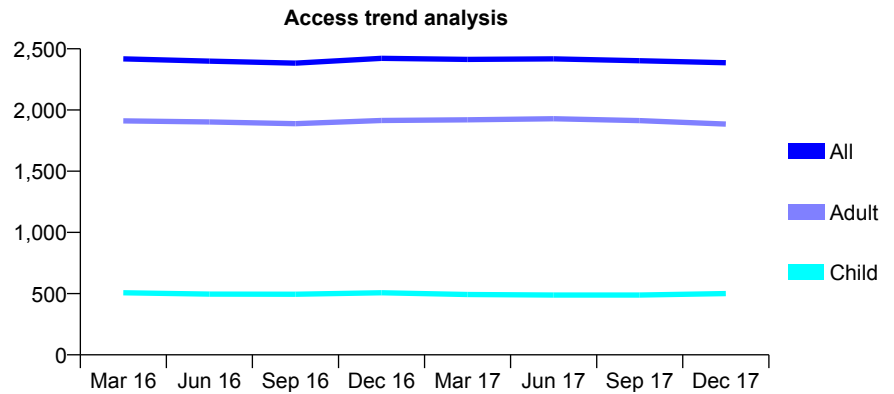
## Q46 - Vital Signs At a Glance Contract Report for 567450/0002 - December 2017

Name or company name	MR NV CARROLL
Contract type name	GDS Contract
Purpose of contract	General
Contract start date	01/04/2006
Contract end date	

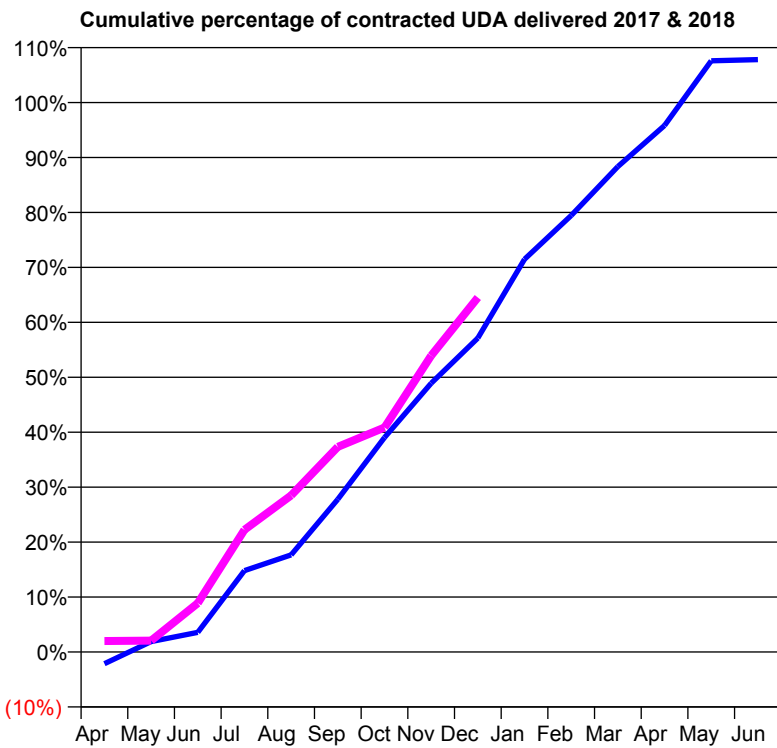
17/18 Contracted general activity (UDA)	6,150
Carry forward general activity (UDA)	-123
17/18 Contracted orthodontic activity (UOA)	0
Carry forward orthodontic activity (UOA)	0
Baseline contract value	£152,064.62

### ACCESS\*

Patients seen in 24 months	Total	Change since previous quarter
Quarter ending December 2016	2,422	
Quarter ending March 2017	2,413	→
Quarter ending June 2017	2,418	→
Quarter ending September 2017	2,402	→
Quarter ending December 2017	2,386	→
<b>Variance since December 2016</b>	<b>(1.5%)</b>	<b>↓</b>



### ACTIVITY



Month	Adjusted Scheduled Activity (UDA)	
	2017	2018
April	-132	123
May	118	127
June	220	547
July	911	1,367
August	1,087	1,753
September	1,710	2,296
October	2,400	2,513
November	3,008	3,317
December	3,514	3,967
January	4,395	
February	4,886	
March	5,433	
April	5,893	
May	6,616	
June	6,630	

### QUALITY

	Quantity	Base Number	Contract	AT	Region	England
% of FP17s for the same patient ID Re-attending within 3 months - Children	17	511	3.3%	12.4%	12.9%	12.0%
% of FP17s for the same patient ID Re-attending within 3 months - Adults	181	1,994	9.1%	16.8%	16.5%	15.9%
% of FP17s for the same patient ID Re-attending between 3 & 9 months - Children	288	511	56.4%	57.3%	59.6%	58.0%
% of FP17s for the same patient ID Re-attending between 3 & 9 months - Adults	1,225	1,994	61.4%	50.6%	52.8%	50.5%
% of FP17s for Band 1 Urgent Courses	85	1,993	4.3%	10.2%	9.1%	9.0%
% of FP17s Relating to Free Repair or Replacements	9	1,993	0.5%	0.9%	1.0%	0.8%
% of FP17s Relating to Continuations	1	1,993	0.1%	1.0%	1.2%	1.1%
% of Patients satisfied with the dentistry they have received	3	3	N/A	91.8%	91.6%	91.5%
% of Patients satisfied with the time they had to wait for an appointment	3	3	N/A	88.2%	88.3%	87.9%

\* This is based on patients treated on this contract for their most recent course of treatment. Figures in italics indicate the base number of FP17s or Patient Questionnaire responses are less than 100. N/A is shown where the base number of responses is less than 10 during the period. % is calculated as Quantity/Base number\*100

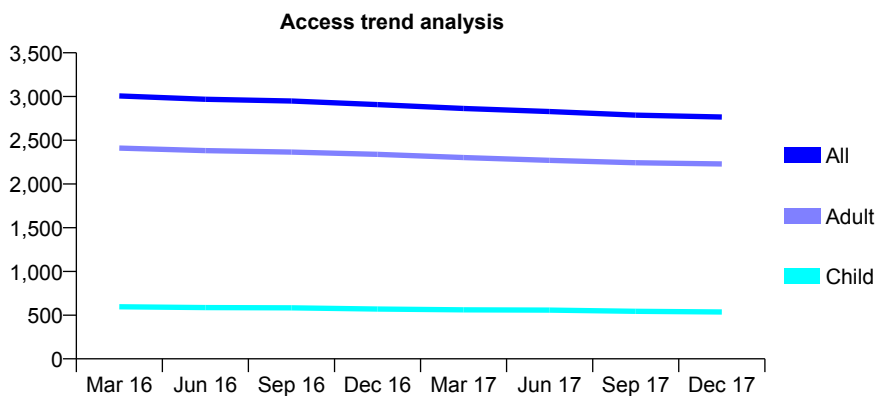
## Q46 - Vital Signs At a Glance Contract Report for 568139/0001 - December 2017

Name or company name	MR M POLTAWSKI
Contract type name	GDS Contract
Purpose of contract	General
Contract start date	01/04/2006
Contract end date	

17/18 Contracted general activity (UDA)	7,056
Carry forward general activity (UDA)	0
17/18 Contracted orthodontic activity (UOA)	0
Carry forward orthodontic activity (UOA)	0
Baseline contract value	£161,850.51

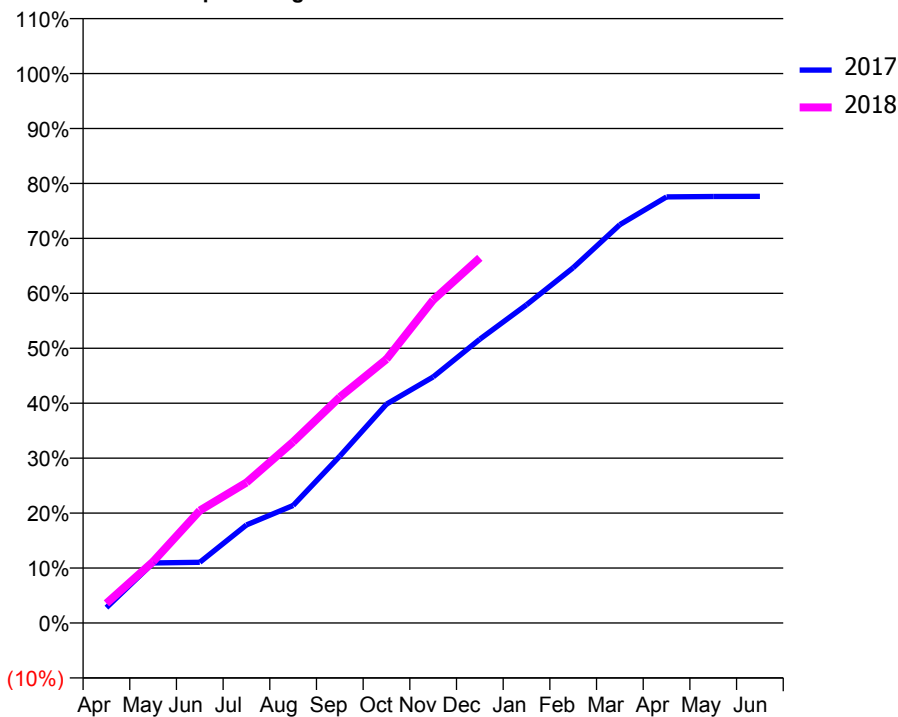
### ACCESS\*

Patients seen in 24 months	Total	Change since previous quarter
Quarter ending December 2016	2,907	
Quarter ending March 2017	2,863	↓
Quarter ending June 2017	2,828	↓
Quarter ending September 2017	2,787	↓
Quarter ending December 2017	2,765	→
<b>Variance since December 2016</b>	<b>(4.9%)</b>	<b>↓</b>



### ACTIVITY

Cumulative percentage of contracted UDA delivered 2017 & 2018



Month	Adjusted Scheduled Activity (UDA)	
	2017	2018
April	255	252
May	994	788
June	1,003	1,444
July	1,622	1,804
August	1,943	2,327
September	2,758	2,902
October	3,620	3,387
November	4,069	4,148
December	4,692	4,689
January	5,261	
February	5,874	
March	6,586	
April	7,045	
May	7,052	
June	7,053	

### QUALITY

	Quantity	Base Number	Contract	AT	Region	England
% of FP17s for the same patient ID Re-attending within 3 months - Children	42	560	7.5%	12.4%	12.9%	12.0%
% of FP17s for the same patient ID Re-attending within 3 months - Adults	329	2,400	13.7%	16.8%	16.5%	15.9%
% of FP17s for the same patient ID Re-attending between 3 & 9 months - Children	359	560	64.1%	57.3%	59.6%	58.0%
% of FP17s for the same patient ID Re-attending between 3 & 9 months - Adults	1,381	2,400	57.5%	50.6%	52.8%	50.5%
% of FP17s for Band 1 Urgent Courses	649	2,733	23.7%	10.2%	9.1%	9.0%
% of FP17s Relating to Free Repair or Replacements	15	2,733	0.5%	0.9%	1.0%	0.8%
% of FP17s Relating to Continuations	60	2,733	2.2%	1.0%	1.2%	1.1%
% of Patients satisfied with the dentistry they have received	9	9	N/A	91.8%	91.6%	91.5%
% of Patients satisfied with the time they had to wait for an appointment	9	9	N/A	88.2%	88.3%	87.9%

\* This is based on patients treated on this contract for their most recent course of treatment. Figures in italics indicate the base number of FP17s or Patient Questionnaire responses are less than 100. N/A is shown where the base number of responses is less than 10 during the period. % is calculated as Quantity/Base number\*100



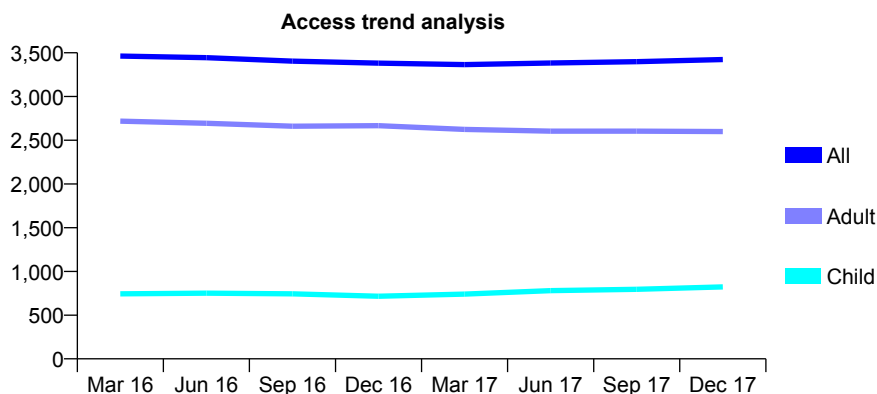
## Q46 - Vital Signs At a Glance Contract Report for 571261/0001 - December 2017

Name or company name	MR EN WOODIER
Contract type name	GDS Contract
Purpose of contract	General
Contract start date	01/04/2006
Contract end date	

17/18 Contracted general activity (UDA)	12,668
Carry forward general activity (UDA)	158
17/18 Contracted orthodontic activity (UOA)	0
Carry forward orthodontic activity (UOA)	0
Baseline contract value	£377,190.15

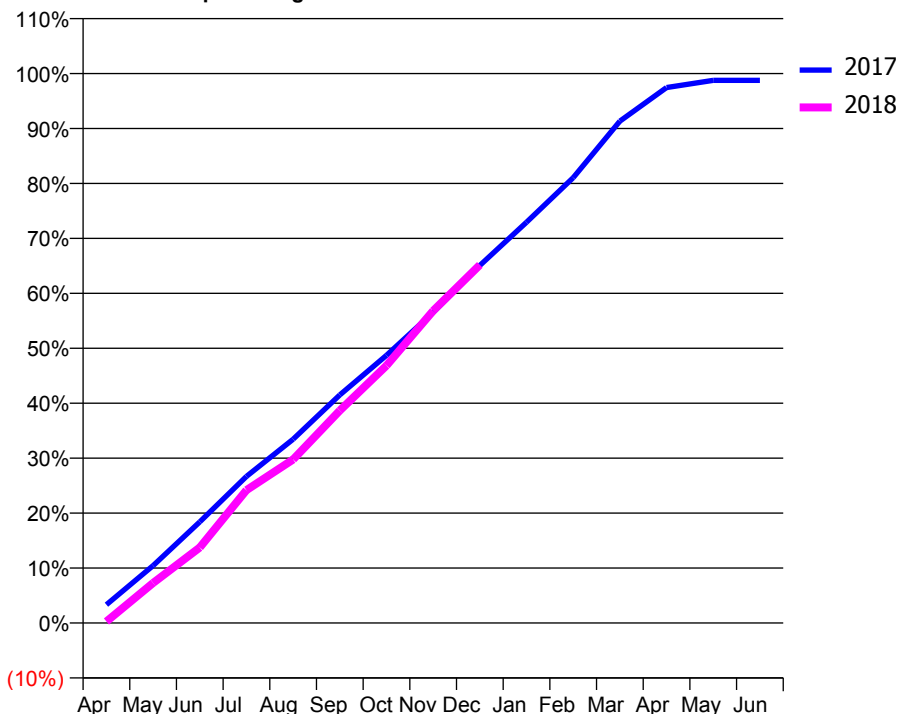
### ACCESS\*

Patients seen in 24 months	Total	Change since previous quarter
Quarter ending December 2016	3,382	
Quarter ending March 2017	3,365	→
Quarter ending June 2017	3,384	→
Quarter ending September 2017	3,399	→
Quarter ending December 2017	3,423	→
<b>Variance since December 2016</b>	<b>1.2%</b>	<b>→</b>



### ACTIVITY

Cumulative percentage of contracted UDA delivered 2017 & 2018



Month	Adjusted Scheduled Activity (UDA)	
	2017	2018
April	422	37
May	1,323	923
June	2,331	1,741
July	3,379	3,063
August	4,239	3,771
September	5,259	4,897
October	6,170	5,936
November	7,162	7,198
December	8,243	8,256
January	9,239	
February	10,265	
March	11,571	
April	12,345	
May	12,510	
June	12,510	

### QUALITY

	Quantity	Base Number	Contract	AT	Region	England
% of FP17s for the same patient ID Re-attending within 3 months - Children	76	758	10.0%	12.4%	12.9%	12.0%
% of FP17s for the same patient ID Re-attending within 3 months - Adults	546	2,532	21.6%	16.8%	16.5%	15.9%
% of FP17s for the same patient ID Re-attending between 3 & 9 months - Children	279	758	36.8%	57.3%	59.6%	58.0%
% of FP17s for the same patient ID Re-attending between 3 & 9 months - Adults	1,016	2,532	40.1%	50.6%	52.8%	50.5%
% of FP17s for Band 1 Urgent Courses	228	3,055	7.5%	10.2%	9.1%	9.0%
% of FP17s Relating to Free Repair or Replacements	134	3,055	4.4%	0.9%	1.0%	0.8%
% of FP17s Relating to Continuations	109	3,055	3.6%	1.0%	1.2%	1.1%
% of Patients satisfied with the dentistry they have received	5	5	N/A	91.8%	91.6%	91.5%
% of Patients satisfied with the time they had to wait for an appointment	5	5	N/A	88.2%	88.3%	87.9%

\* This is based on patients treated on this contract for their most recent course of treatment. Figures in italics indicate the base number of FP17s or Patient Questionnaire responses are less than 100. N/A is shown where the base number of responses is less than 10 during the period. % is calculated as Quantity/Base number\*100

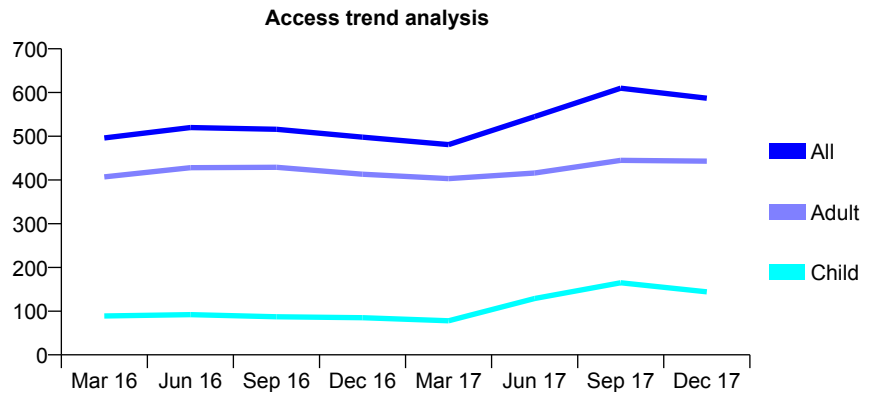
## Q46 - Vital Signs At a Glance Contract Report for 571938/0001 - December 2017

Name or company name	MR DT BADROCK
Contract type name	GDS Contract
Purpose of contract	General
Contract start date	01/04/2006
Contract end date	

17/18 Contracted general activity (UDA)	2,062
Carry forward general activity (UDA)	0
17/18 Contracted orthodontic activity (UOA)	0
Carry forward orthodontic activity (UOA)	0
Baseline contract value	£51,561.95

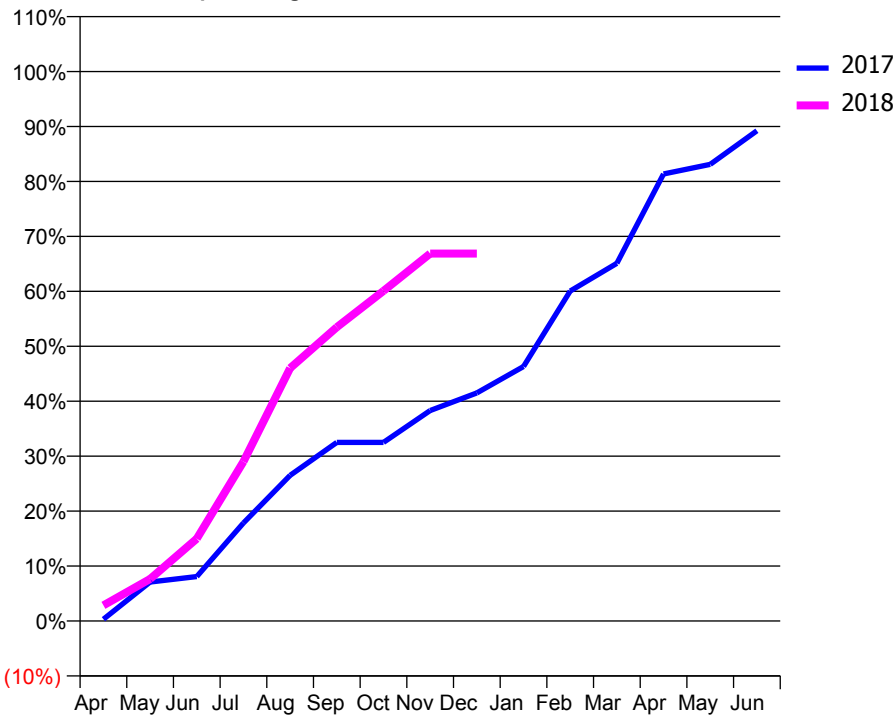
### ACCESS\*

Patients seen in 24 months	Total	Change since previous quarter
Quarter ending December 2016	498	
Quarter ending March 2017	481	↓
Quarter ending June 2017	545	↑
Quarter ending September 2017	610	↑
Quarter ending December 2017	587	↓
<b>Variance since December 2016</b>	<b>17.9%</b>	<b>↑</b>



### ACTIVITY

Cumulative percentage of contracted UDA delivered 2017 & 2018



Month	Adjusted Scheduled Activity (UDA)	
	2017	2018
April	7	59
May	147	158
June	167	309
July	368	598
August	547	949
September	670	1,103
October	670	1,239
November	790	1,379
December	856	1,379
January	955	
February	1,238	
March	1,342	
April	1,678	
May	1,714	
June	1,840	

### QUALITY

	Quantity	Base Number	Contract	AT	Region	England
% of FP17s for the same patient ID Re-attending within 3 months - Children	7	150	4.7%	12.4%	12.9%	12.0%
% of FP17s for the same patient ID Re-attending within 3 months - Adults	34	322	10.6%	16.8%	16.5%	15.9%
% of FP17s for the same patient ID Re-attending between 3 & 9 months - Children	14	150	9.3%	57.3%	59.6%	58.0%
% of FP17s for the same patient ID Re-attending between 3 & 9 months - Adults	71	322	22.0%	50.6%	52.8%	50.5%
% of FP17s for Band 1 Urgent Courses	50	385	13.0%	10.2%	9.1%	9.0%
% of FP17s Relating to Free Repair or Replacements	7	385	1.8%	0.9%	1.0%	0.8%
% of FP17s Relating to Continuations	8	385	2.1%	1.0%	1.2%	1.1%
% of Patients satisfied with the dentistry they have received	1	1	N/A	91.8%	91.6%	91.5%
% of Patients satisfied with the time they had to wait for an appointment	1	1	N/A	88.2%	88.3%	87.9%

\* This is based on patients treated on this contract for their most recent course of treatment. Figures in italics indicate the base number of FP17s or Patient Questionnaire responses are less than 100. N/A is shown where the base number of responses is less than 10 during the period. % is calculated as Quantity/Base number\*100

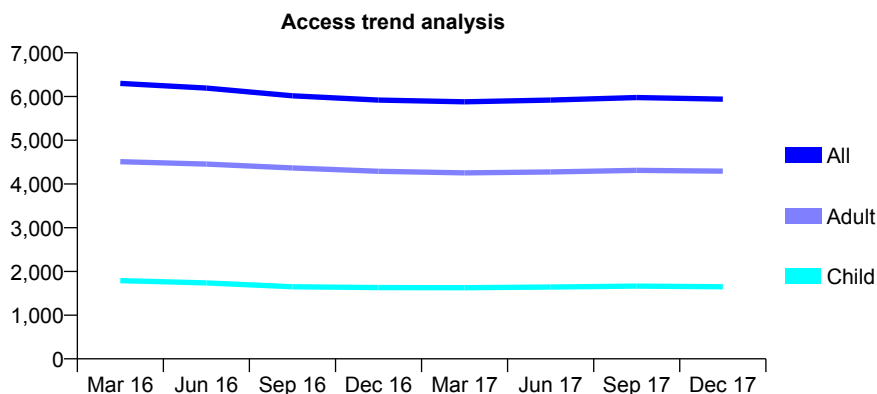
## Q46 - Vital Signs At a Glance Contract Report for 572411/0001 - December 2017

Name or company name	MR DM VALLANCE
Contract type name	GDS Contract
Purpose of contract	General
Contract start date	01/04/2006
Contract end date	

17/18 Contracted general activity (UDA)	20,324
Carry forward general activity (UDA)	2,124
17/18 Contracted orthodontic activity (UOA)	0
Carry forward orthodontic activity (UOA)	0
Baseline contract value	£560,101.91

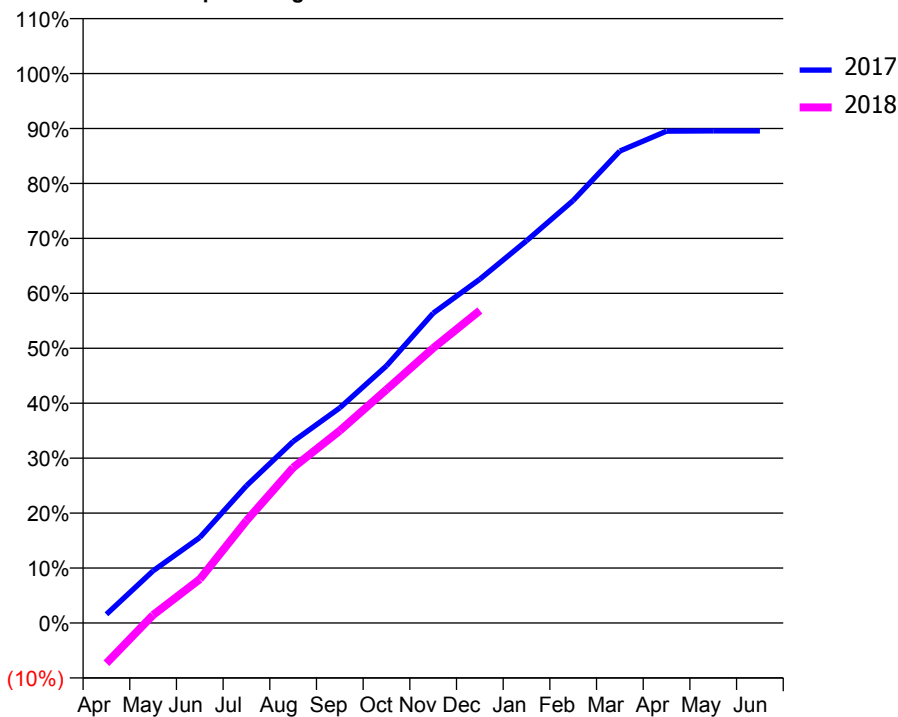
### ACCESS\*

Patients seen in 24 months	Total	Change since previous quarter
Quarter ending December 2016	5,919	
Quarter ending March 2017	5,880	→
Quarter ending June 2017	5,919	→
Quarter ending September 2017	5,976	→
Quarter ending December 2017	5,941	→
<b>Variance since December 2016</b>	<b>0.4%</b>	<b>→</b>



### ACTIVITY

Cumulative percentage of contracted UDA delivered 2017 & 2018



Month	Adjusted Scheduled Activity (UDA)	
	2017	2018
April	325	-1,492
May	1,931	297
June	3,162	1,622
July	5,078	3,784
August	6,715	5,748
September	7,958	7,116
October	9,509	8,634
November	11,457	10,169
December	12,716	11,559
January	14,138	
February	15,629	
March	17,458	
April	18,190	
May	18,200	
June	18,200	

### QUALITY

	Quantity	Base Number	Contract	AT	Region	England
% of FP17s for the same patient ID Re-attending within 3 months - Children	124	1,956	6.3%	12.4%	12.9%	12.0%
% of FP17s for the same patient ID Re-attending within 3 months - Adults	592	4,446	13.3%	16.8%	16.5%	15.9%
% of FP17s for the same patient ID Re-attending between 3 & 9 months - Children	1,276	1,956	65.2%	57.3%	59.6%	58.0%
% of FP17s for the same patient ID Re-attending between 3 & 9 months - Adults	2,442	4,446	54.9%	50.6%	52.8%	50.5%
% of FP17s for Band 1 Urgent Courses	395	6,100	6.5%	10.2%	9.1%	9.0%
% of FP17s Relating to Free Repair or Replacements	54	6,100	0.9%	0.9%	1.0%	0.8%
% of FP17s Relating to Continuations	125	6,100	2.0%	1.0%	1.2%	1.1%
% of Patients satisfied with the dentistry they have received	4	4	N/A	91.8%	91.6%	91.5%
% of Patients satisfied with the time they had to wait for an appointment	4	4	N/A	88.2%	88.3%	87.9%

\* This is based on patients treated on this contract for their most recent course of treatment. Figures in italics indicate the base number of FP17s or Patient Questionnaire responses are less than 100. N/A is shown where the base number of responses is less than 10 during the period. % is calculated as Quantity/Base number\*100

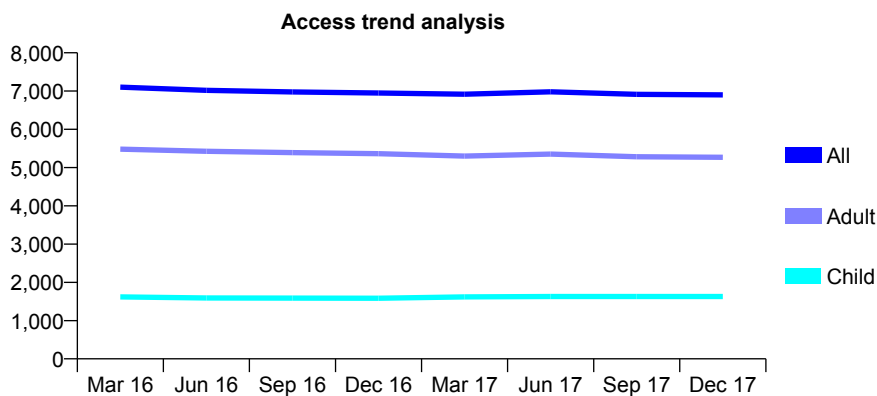
## Q46 - Vital Signs At a Glance Contract Report for 572411/0002 - December 2017

Name or company name	MR DM VALLANCE
Contract type name	GDS Contract
Purpose of contract	General
Contract start date	01/04/2006
Contract end date	

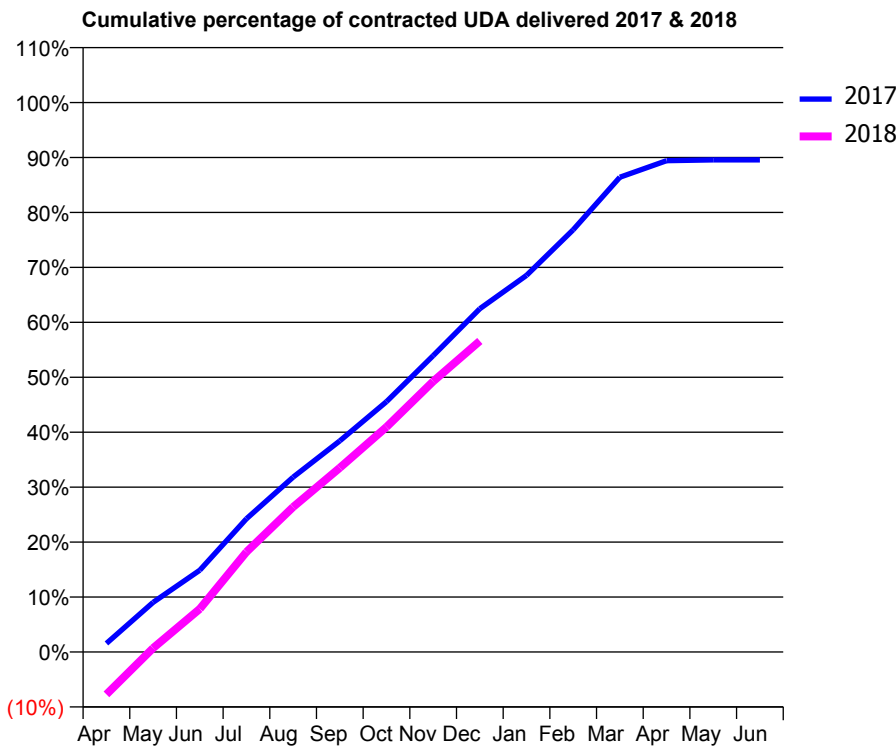
17/18 Contracted general activity (UDA)	20,269
Carry forward general activity (UDA)	2,117
17/18 Contracted orthodontic activity (UOA)	0
Carry forward orthodontic activity (UOA)	0
Baseline contract value	£556,536.29

### ACCESS\*

Patients seen in 24 months	Total	Change since previous quarter
Quarter ending December 2016	6,949	
Quarter ending March 2017	6,919	→
Quarter ending June 2017	6,981	→
Quarter ending September 2017	6,913	→
Quarter ending December 2017	6,900	→
<b>Variance since December 2016</b>	<b>(0.7%)</b>	→



### ACTIVITY



Month	Adjusted Scheduled Activity (UDA)	
	2017	2018
April	318	-1,567
May	1,834	144
June	3,017	1,590
July	4,914	3,694
August	6,450	5,347
September	7,791	6,793
October	9,235	8,302
November	10,930	9,984
December	12,663	11,472
January	13,895	
February	15,574	
March	17,512	
April	18,125	
May	18,152	
June	18,152	

### QUALITY

	Quantity	Base Number	Contract	AT	Region	England
% of FP17s for the same patient ID Re-attending within 3 months - Children	151	1,812	8.3%	12.4%	12.9%	12.0%
% of FP17s for the same patient ID Re-attending within 3 months - Adults	666	5,034	13.2%	16.8%	16.5%	15.9%
% of FP17s for the same patient ID Re-attending between 3 & 9 months - Children	1,052	1,812	58.1%	57.3%	59.6%	58.0%
% of FP17s for the same patient ID Re-attending between 3 & 9 months - Adults	2,334	5,034	46.4%	50.6%	52.8%	50.5%
% of FP17s for Band 1 Urgent Courses	542	6,586	8.2%	10.2%	9.1%	9.0%
% of FP17s Relating to Free Repair or Replacements	64	6,586	1.0%	0.9%	1.0%	0.8%
% of FP17s Relating to Continuations	111	6,586	1.7%	1.0%	1.2%	1.1%
% of Patients satisfied with the dentistry they have received	8	8	N/A	91.8%	91.6%	91.5%
% of Patients satisfied with the time they had to wait for an appointment	8	8	N/A	88.2%	88.3%	87.9%

\* This is based on patients treated on this contract for their most recent course of treatment. Figures in italics indicate the base number of FP17s or Patient Questionnaire responses are less than 100. N/A is shown where the base number of responses is less than 10 during the period. % is calculated as Quantity/Base number\*100

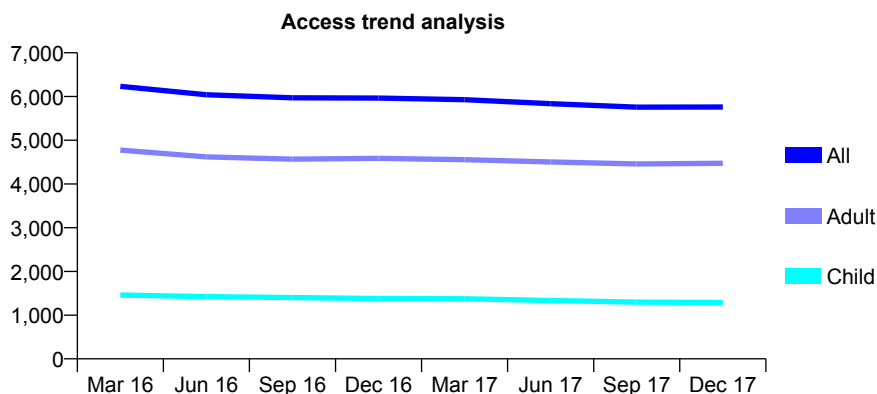
## Q46 - Vital Signs At a Glance Contract Report for 572713/0001 - December 2017

Name or company name	MR SJ WARD
Contract type name	GDS Contract
Purpose of contract	General
Contract start date	01/04/2006
Contract end date	

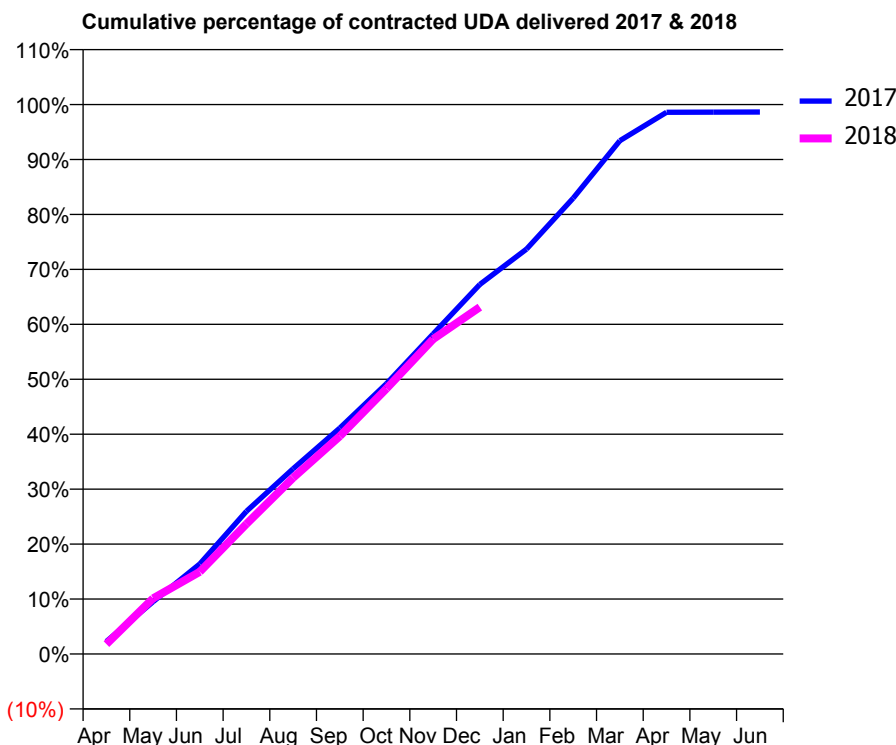
17/18 Contracted general activity (UDA)	17,573
Carry forward general activity (UDA)	156
17/18 Contracted orthodontic activity (UOA)	0
Carry forward orthodontic activity (UOA)	0
Baseline contract value	£580,084.42

### ACCESS\*

Patients seen in 24 months	Total	Change since previous quarter
Quarter ending December 2016	5,966	
Quarter ending March 2017	5,929	→
Quarter ending June 2017	5,837	↓
Quarter ending September 2017	5,756	↓
Quarter ending December 2017	5,761	→
<b>Variance since December 2016</b>	<b>(3.4%)</b>	<b>↓</b>



### ACTIVITY



Month	Adjusted Scheduled Activity (UDA)	
	2017	2018
April	403	316
May	1,672	1,781
June	2,880	2,631
July	4,566	4,159
August	5,926	5,636
September	7,227	6,964
October	8,646	8,490
November	10,236	10,072
December	11,821	11,095
January	12,948	
February	14,578	
March	16,415	
April	17,324	
May	17,328	
June	17,331	

### QUALITY

	Quantity	Base Number	Contract	AT	Region	England
% of FP17s for the same patient ID Re-attending within 3 months - Children	85	1,320	6.4%	12.4%	12.9%	12.0%
% of FP17s for the same patient ID Re-attending within 3 months - Adults	833	5,009	16.6%	16.8%	16.5%	15.9%
% of FP17s for the same patient ID Re-attending between 3 & 9 months - Children	598	1,320	45.3%	57.3%	59.6%	58.0%
% of FP17s for the same patient ID Re-attending between 3 & 9 months - Adults	2,546	5,009	50.8%	50.6%	52.8%	50.5%
% of FP17s for Band 1 Urgent Courses	477	5,890	8.1%	10.2%	9.1%	9.0%
% of FP17s Relating to Free Repair or Replacements	58	5,890	1.0%	0.9%	1.0%	0.8%
% of FP17s Relating to Continuations	117	5,890	2.0%	1.0%	1.2%	1.1%
% of Patients satisfied with the dentistry they have received	5	5	N/A	91.8%	91.6%	91.5%
% of Patients satisfied with the time they had to wait for an appointment	4	5	N/A	88.2%	88.3%	87.9%

\* This is based on patients treated on this contract for their most recent course of treatment. Figures in italics indicate the base number of FP17s or Patient Questionnaire responses are less than 100. N/A is shown where the base number of responses is less than 10 during the period. % is calculated as Quantity/Base number\*100

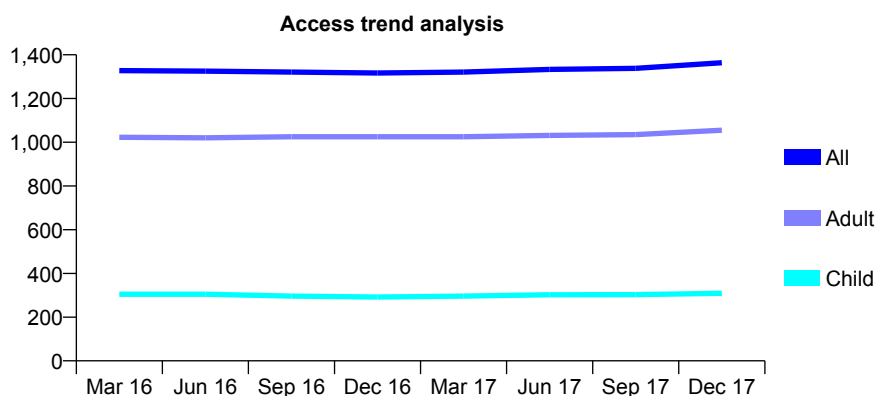
## Q46 - Vital Signs At a Glance Contract Report for 576050/0001 - December 2017

Name or company name	MR AJ STOGGALL
Contract type name	GDS Contract
Purpose of contract	General
Contract start date	01/04/2006
Contract end date	

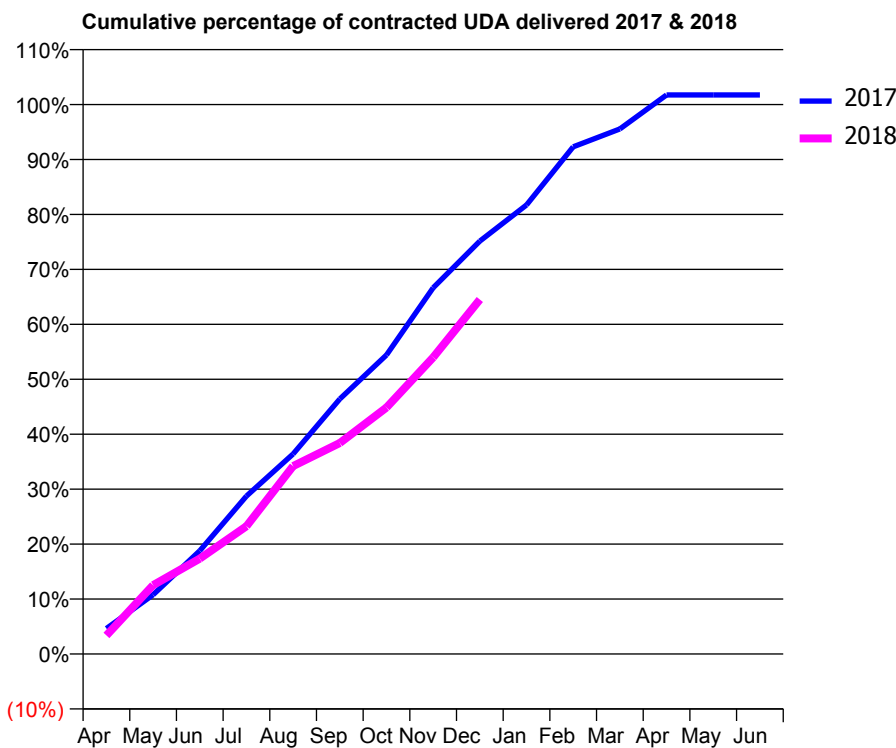
17/18 Contracted general activity (UDA)	4,712
Carry forward general activity (UDA)	-81
17/18 Contracted orthodontic activity (UOA)	0
Carry forward orthodontic activity (UOA)	0
Baseline contract value	£180,694.68

### ACCESS\*

Patients seen in 24 months	Total	Change since previous quarter
Quarter ending December 2016	1,317	
Quarter ending March 2017	1,321	→
Quarter ending June 2017	1,333	→
Quarter ending September 2017	1,338	→
Quarter ending December 2017	1,364	→
<b>Variance since December 2016</b>	<b>3.6%</b>	<b>↑</b>



### ACTIVITY



Month	Adjusted Scheduled Activity (UDA)	
	2017	2018
April	219	159
May	508	590
June	886	818
July	1,355	1,096
August	1,716	1,612
September	2,187	1,809
October	2,564	2,114
November	3,141	2,544
December	3,541	3,040
January	3,851	
February	4,349	
March	4,502	
April	4,793	
May	4,793	
June	4,793	

### QUALITY

	Quantity	Base Number	Contract	AT	Region	England
% of FP17s for the same patient ID Re-attending within 3 months - Children	21	374	5.6%	12.4%	12.9%	12.0%
% of FP17s for the same patient ID Re-attending within 3 months - Adults	190	1,256	15.1%	16.8%	16.5%	15.9%
% of FP17s for the same patient ID Re-attending between 3 & 9 months - Children	224	374	59.9%	57.3%	59.6%	58.0%
% of FP17s for the same patient ID Re-attending between 3 & 9 months - Adults	757	1,256	60.3%	50.6%	52.8%	50.5%
% of FP17s for Band 1 Urgent Courses	141	1,555	9.1%	10.2%	9.1%	9.0%
% of FP17s Relating to Free Repair or Replacements	18	1,555	1.2%	0.9%	1.0%	0.8%
% of FP17s Relating to Continuations	16	1,555	1.0%	1.0%	1.2%	1.1%
% of Patients satisfied with the dentistry they have received	3	3	N/A	91.8%	91.6%	91.5%
% of Patients satisfied with the time they had to wait for an appointment	3	3	N/A	88.2%	88.3%	87.9%

\* This is based on patients treated on this contract for their most recent course of treatment. Figures in italics indicate the base number of FP17s or Patient Questionnaire responses are less than 100. N/A is shown where the base number of responses is less than 10 during the period. % is calculated as Quantity/Base number\*100

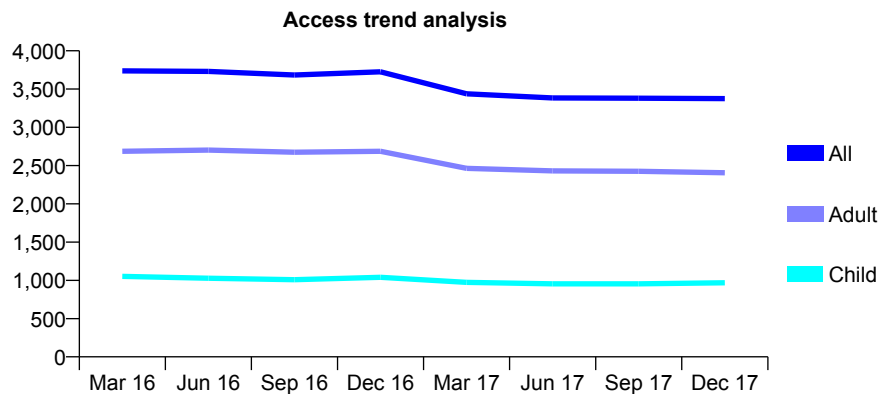
## Q46 - Vital Signs At a Glance Contract Report for 610801/0001 - December 2017

Name or company name	MRS KM SHAH
Contract type name	GDS Contract
Purpose of contract	General
Contract start date	21/10/2010
Contract end date	

17/18 Contracted general activity (UDA)	10,334
Carry forward general activity (UDA)	-172
17/18 Contracted orthodontic activity (UOA)	0
Carry forward orthodontic activity (UOA)	0
Baseline contract value	£254,983.57

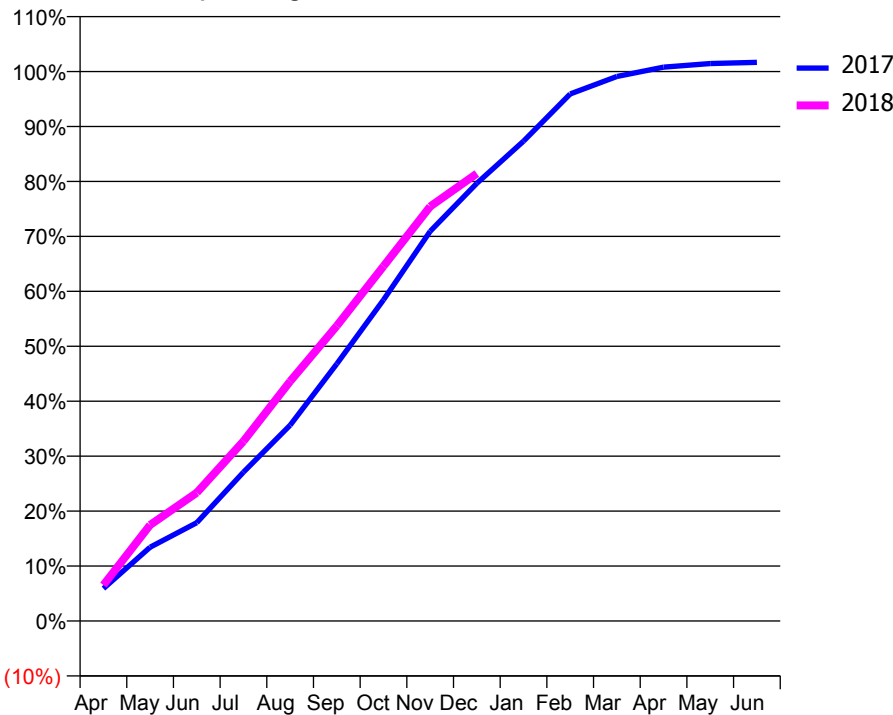
### ACCESS\*

Patients seen in 24 months	Total	Change since previous quarter
Quarter ending December 2016	3,726	
Quarter ending March 2017	3,438	↓
Quarter ending June 2017	3,384	↓
Quarter ending September 2017	3,381	→
Quarter ending December 2017	3,375	→
<b>Variance since December 2016</b>	<b>(9.4%)</b>	<b>↓</b>



### ACTIVITY

Cumulative percentage of contracted UDA delivered 2017 & 2018



Month	Adjusted Scheduled Activity (UDA)	
	2017	2018
April	611	676
May	1,388	1,806
June	1,850	2,413
July	2,800	3,382
August	3,684	4,508
September	4,835	5,552
October	6,041	6,672
November	7,328	7,795
December	8,231	8,414
January	9,023	
February	9,912	
March	10,240	
April	10,415	
May	10,483	
June	10,506	

### QUALITY

	Quantity	Base Number	Contract	AT	Region	England
% of FP17s for the same patient ID Re-attending within 3 months - Children	165	1,260	13.1%	12.4%	12.9%	12.0%
% of FP17s for the same patient ID Re-attending within 3 months - Adults	400	2,537	15.8%	16.8%	16.5%	15.9%
% of FP17s for the same patient ID Re-attending between 3 & 9 months - Children	786	1,260	62.4%	57.3%	59.6%	58.0%
% of FP17s for the same patient ID Re-attending between 3 & 9 months - Adults	1,339	2,537	52.8%	50.6%	52.8%	50.5%
% of FP17s for Band 1 Urgent Courses	145	3,618	4.0%	10.2%	9.1%	9.0%
% of FP17s Relating to Free Repair or Replacements	20	3,618	0.6%	0.9%	1.0%	0.8%
% of FP17s Relating to Continuations	53	3,618	1.5%	1.0%	1.2%	1.1%
% of Patients satisfied with the dentistry they have received	4	4	N/A	91.8%	91.6%	91.5%
% of Patients satisfied with the time they had to wait for an appointment	4	4	N/A	88.2%	88.3%	87.9%

\* This is based on patients treated on this contract for their most recent course of treatment. Figures in italics indicate the base number of FP17s or Patient Questionnaire responses are less than 100. N/A is shown where the base number of responses is less than 10 during the period. % is calculated as Quantity/Base number\*100

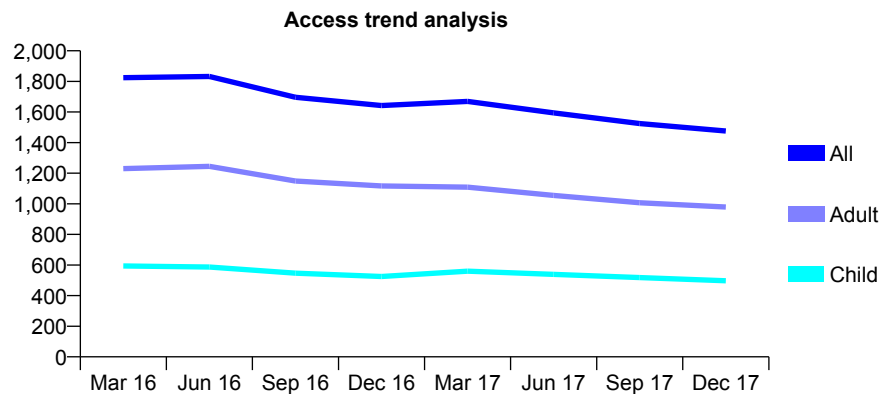
## Q46 - Vital Signs At a Glance Contract Report for 613347/0001 - December 2017

Name or company name	MISS AT SARWAR
Contract type name	GDS Contract
Purpose of contract	General
Contract start date	30/06/2014
Contract end date	

17/18 Contracted general activity (UDA)	5,753
Carry forward general activity (UDA)	-115
17/18 Contracted orthodontic activity (UOA)	0
Carry forward orthodontic activity (UOA)	0
Baseline contract value	£140,836.53

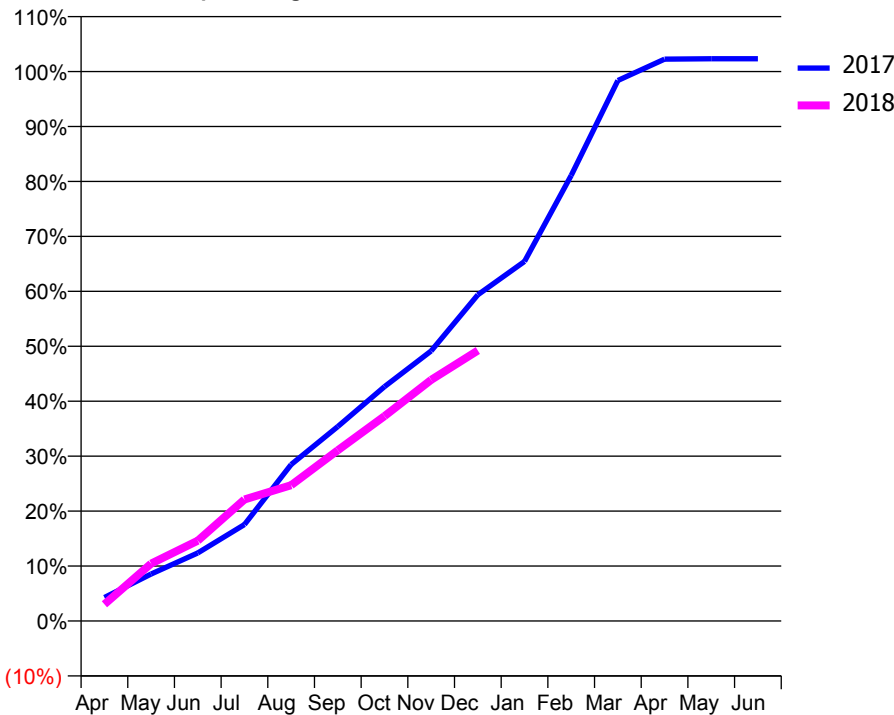
### ACCESS\*

Patients seen in 24 months	Total	Change since previous quarter
Quarter ending December 2016	1,642	
Quarter ending March 2017	1,669	→
Quarter ending June 2017	1,594	↓
Quarter ending September 2017	1,525	↓
Quarter ending December 2017	1,476	↓
<b>Variance since December 2016</b>	<b>(10.1%)</b>	↓



### ACTIVITY

Cumulative percentage of contracted UDA delivered 2017 & 2018



Month	Adjusted Scheduled Activity (UDA)	
	2017	2018
April	246	175
May	492	601
June	712	842
July	1,010	1,273
August	1,638	1,422
September	2,036	1,787
October	2,453	2,145
November	2,827	2,525
December	3,415	2,833
January	3,765	
February	4,666	
March	5,658	
April	5,883	
May	5,886	
June	5,886	

### QUALITY

	Quantity	Base Number	Contract	AT	Region	England
% of FP17s for the same patient ID Re-attending within 3 months - Children	21	462	4.5%	12.4%	12.9%	12.0%
% of FP17s for the same patient ID Re-attending within 3 months - Adults	140	933	15.0%	16.8%	16.5%	15.9%
% of FP17s for the same patient ID Re-attending between 3 & 9 months - Children	322	462	69.7%	57.3%	59.6%	58.0%
% of FP17s for the same patient ID Re-attending between 3 & 9 months - Adults	550	933	58.9%	50.6%	52.8%	50.5%
% of FP17s for Band 1 Urgent Courses	110	1,331	8.3%	10.2%	9.1%	9.0%
% of FP17s Relating to Free Repair or Replacements	24	1,331	1.8%	0.9%	1.0%	0.8%
% of FP17s Relating to Continuations	6	1,331	0.5%	1.0%	1.2%	1.1%
% of Patients satisfied with the dentistry they have received	1	1	N/A	91.8%	91.6%	91.5%
% of Patients satisfied with the time they had to wait for an appointment	1	1	N/A	88.2%	88.3%	87.9%

\* This is based on patients treated on this contract for their most recent course of treatment. Figures in italics indicate the base number of FP17s or Patient Questionnaire responses are less than 100. N/A is shown where the base number of responses is less than 10 during the period. % is calculated as Quantity/Base number\*100



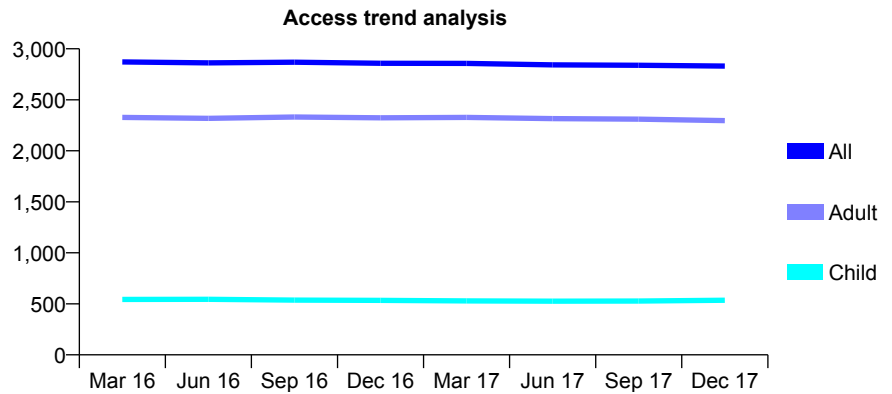
## Q46 - Vital Signs At a Glance Contract Report for 620319/0001 - December 2017

Name or company name	Joubert & Nicol Dental Practice
Contract type name	GDS Contract
Purpose of contract	General
Contract start date	01/04/2006
Contract end date	

17/18 Contracted general activity (UDA)	10,354
Carry forward general activity (UDA)	31
17/18 Contracted orthodontic activity (UOA)	0
Carry forward orthodontic activity (UOA)	0
Baseline contract value	£208,093.76

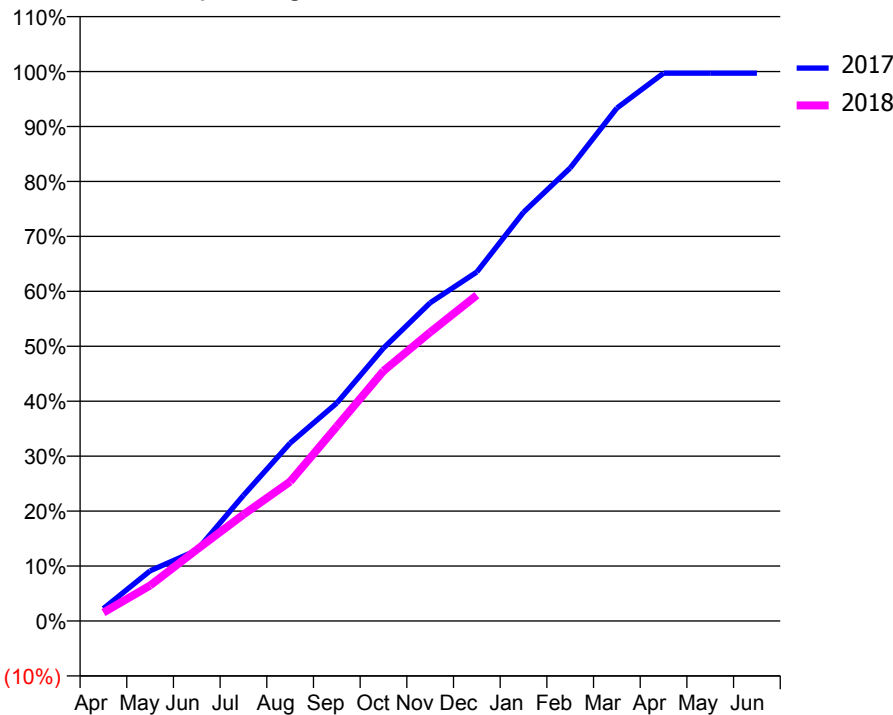
### ACCESS\*

Patients seen in 24 months	Total	Change since previous quarter
Quarter ending December 2016	2,858	
Quarter ending March 2017	2,857	→
Quarter ending June 2017	2,842	→
Quarter ending September 2017	2,839	→
Quarter ending December 2017	2,831	→
<b>Variance since December 2016</b>	<b>(0.9%)</b>	→



### ACTIVITY

Cumulative percentage of contracted UDA delivered 2017 & 2018



Month	Adjusted Scheduled Activity (UDA)	
	2017	2018
April	234	160
May	945	669
June	1,333	1,346
July	2,369	2,007
August	3,353	2,626
September	4,107	3,667
October	5,141	4,712
November	5,995	5,441
December	6,576	6,139
January	7,703	
February	8,536	
March	9,664	
April	10,323	
May	10,323	
June	10,323	

### QUALITY

	Quantity	Base Number	Contract	AT	Region	England
% of FP17s for the same patient ID Re-attending within 3 months - Children	49	708	6.9%	12.4%	12.9%	12.0%
% of FP17s for the same patient ID Re-attending within 3 months - Adults	542	3,059	17.7%	16.8%	16.5%	15.9%
% of FP17s for the same patient ID Re-attending between 3 & 9 months - Children	558	708	78.8%	57.3%	59.6%	58.0%
% of FP17s for the same patient ID Re-attending between 3 & 9 months - Adults	2,107	3,059	68.9%	50.6%	52.8%	50.5%
% of FP17s for Band 1 Urgent Courses	212	3,407	6.2%	10.2%	9.1%	9.0%
% of FP17s Relating to Free Repair or Replacements	38	3,407	1.1%	0.9%	1.0%	0.8%
% of FP17s Relating to Continuations	66	3,407	1.9%	1.0%	1.2%	1.1%
% of Patients satisfied with the dentistry they have received	6	6	N/A	91.8%	91.6%	91.5%
% of Patients satisfied with the time they had to wait for an appointment	6	6	N/A	88.2%	88.3%	87.9%

\* This is based on patients treated on this contract for their most recent course of treatment. Figures in italics indicate the base number of FP17s or Patient Questionnaire responses are less than 100. N/A is shown where the base number of responses is less than 10 during the period. % is calculated as Quantity/Base number\*100

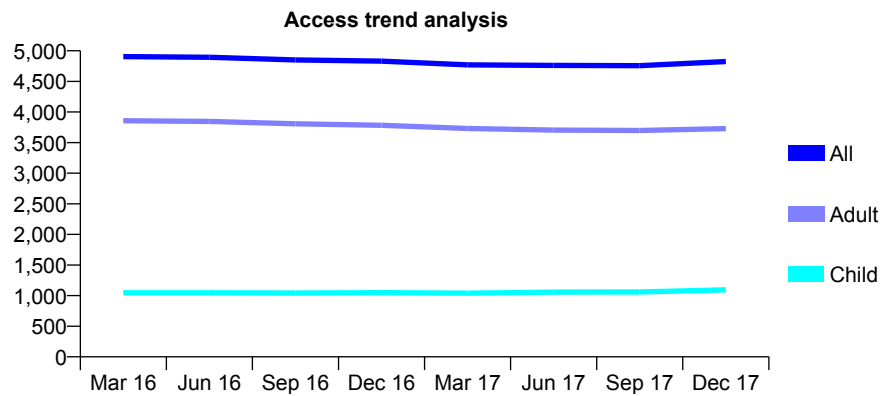
## Q46 - Vital Signs At a Glance Contract Report for 620343/0001 - December 2017

Name or company name	MR SD WALMSLEY
Contract type name	GDS Contract
Purpose of contract	General
Contract start date	01/04/2006
Contract end date	

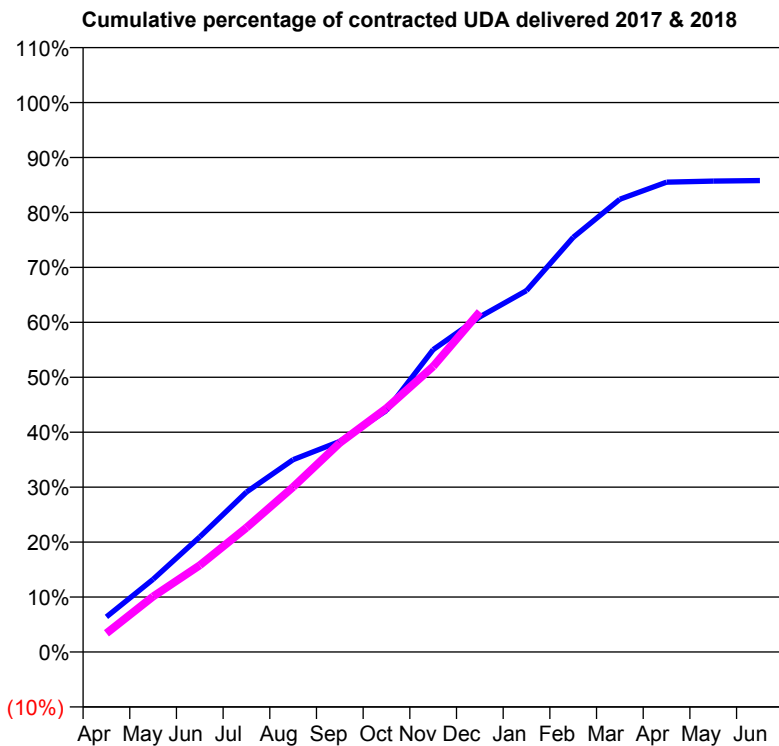
17/18 Contracted general activity (UDA)	13,145
Carry forward general activity (UDA)	0
17/18 Contracted orthodontic activity (UOA)	0
Carry forward orthodontic activity (UOA)	0
Baseline contract value	£369,358.90

### ACCESS\*

Patients seen in 24 months	Total	Change since previous quarter
Quarter ending December 2016	4,832	
Quarter ending March 2017	4,771	↓
Quarter ending June 2017	4,762	→
Quarter ending September 2017	4,758	→
Quarter ending December 2017	4,824	→
<b>Variance since December 2016</b>	<b>(0.2%)</b>	→



### ACTIVITY



Month	Adjusted Scheduled Activity (UDA)	
	2017	2018
April	841	449
May	1,740	1,330
June	2,754	2,075
July	3,827	2,973
August	4,603	3,947
September	5,039	5,003
October	5,778	5,833
November	7,232	6,831
December	8,019	8,138
January	8,645	
February	9,919	
March	10,830	
April	11,241	
May	11,266	
June	11,278	

### QUALITY

	Quantity	Base Number	Contract	AT	Region	England
% of FP17s for the same patient ID Re-attending within 3 months - Children	41	1,007	4.1%	12.4%	12.9%	12.0%
% of FP17s for the same patient ID Re-attending within 3 months - Adults	326	3,203	10.2%	16.8%	16.5%	15.9%
% of FP17s for the same patient ID Re-attending between 3 & 9 months - Children	464	1,007	46.1%	57.3%	59.6%	58.0%
% of FP17s for the same patient ID Re-attending between 3 & 9 months - Adults	1,336	3,203	41.7%	50.6%	52.8%	50.5%
% of FP17s for Band 1 Urgent Courses	206	3,992	5.2%	10.2%	9.1%	9.0%
% of FP17s Relating to Free Repair or Replacements	15	3,992	0.4%	0.9%	1.0%	0.8%
% of FP17s Relating to Continuations	31	3,992	0.8%	1.0%	1.2%	1.1%
% of Patients satisfied with the dentistry they have received	2	2	N/A	91.8%	91.6%	91.5%
% of Patients satisfied with the time they had to wait for an appointment	2	2	N/A	88.2%	88.3%	87.9%

\* This is based on patients treated on this contract for their most recent course of treatment. Figures in italics indicate the base number of FP17s or Patient Questionnaire responses are less than 100. N/A is shown where the base number of responses is less than 10 during the period. % is calculated as Quantity/Base number\*100

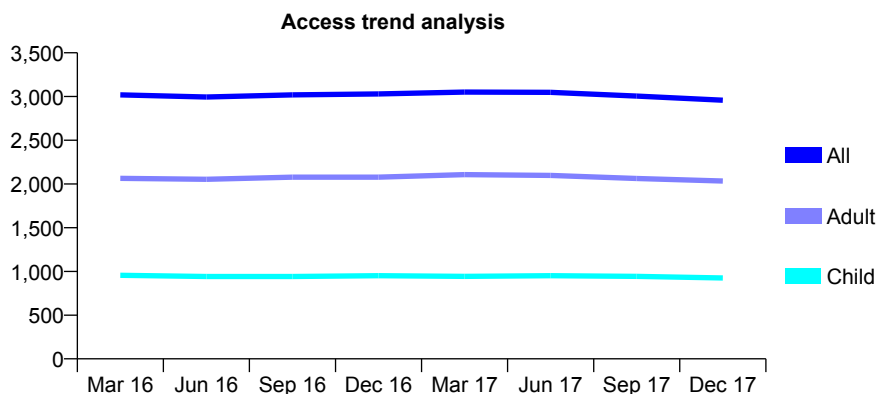
## Q46 - Vital Signs At a Glance Contract Report for 628549/0002 - December 2017

Name or company name	Tailor and Gibb
Contract type name	GDS Contract
Purpose of contract	General
Contract start date	02/03/2012
Contract end date	

17/18 Contracted general activity (UDA)	8,698
Carry forward general activity (UDA)	-174
17/18 Contracted orthodontic activity (UOA)	0
Carry forward orthodontic activity (UOA)	0
Baseline contract value	£217,444.53

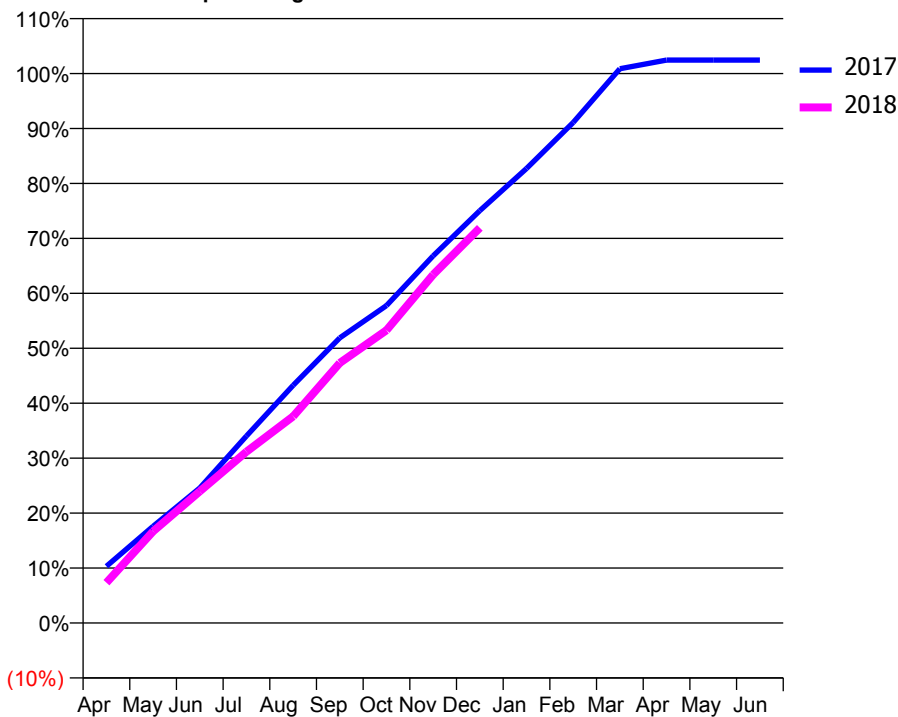
### ACCESS\*

Patients seen in 24 months	Total	Change since previous quarter
Quarter ending December 2016	3,029	
Quarter ending March 2017	3,051	→
Quarter ending June 2017	3,048	→
Quarter ending September 2017	3,005	↓
Quarter ending December 2017	2,958	↓
<b>Variance since December 2016</b>	<b>(2.3%)</b>	<b>↓</b>



### ACTIVITY

Cumulative percentage of contracted UDA delivered 2017 & 2018



Month	Adjusted Scheduled Activity (UDA)	
	2017	2018
April	899	639
May	1,532	1,451
June	2,137	2,084
July	2,961	2,711
August	3,762	3,270
September	4,514	4,117
October	5,025	4,633
November	5,812	5,513
December	6,527	6,255
January	7,195	
February	7,923	
March	8,773	
April	8,910	
May	8,910	
June	8,911	

### QUALITY

	Quantity	Base Number	Contract	AT	Region	England
% of FP17s for the same patient ID Re-attending within 3 months - Children	106	1,039	10.2%	12.4%	12.9%	12.0%
% of FP17s for the same patient ID Re-attending within 3 months - Adults	326	2,127	15.3%	16.8%	16.5%	15.9%
% of FP17s for the same patient ID Re-attending between 3 & 9 months - Children	653	1,039	62.8%	57.3%	59.6%	58.0%
% of FP17s for the same patient ID Re-attending between 3 & 9 months - Adults	1,158	2,127	54.4%	50.6%	52.8%	50.5%
% of FP17s for Band 1 Urgent Courses	236	3,075	7.7%	10.2%	9.1%	9.0%
% of FP17s Relating to Free Repair or Replacements	85	3,075	2.8%	0.9%	1.0%	0.8%
% of FP17s Relating to Continuations	14	3,075	0.5%	1.0%	1.2%	1.1%
% of Patients satisfied with the dentistry they have received	0	0	N/A	91.8%	91.6%	91.5%
% of Patients satisfied with the time they had to wait for an appointment	0	0	N/A	88.2%	88.3%	87.9%

\* This is based on patients treated on this contract for their most recent course of treatment. Figures in italics indicate the base number of FP17s or Patient Questionnaire responses are less than 100. N/A is shown where the base number of responses is less than 10 during the period. % is calculated as Quantity/Base number\*100

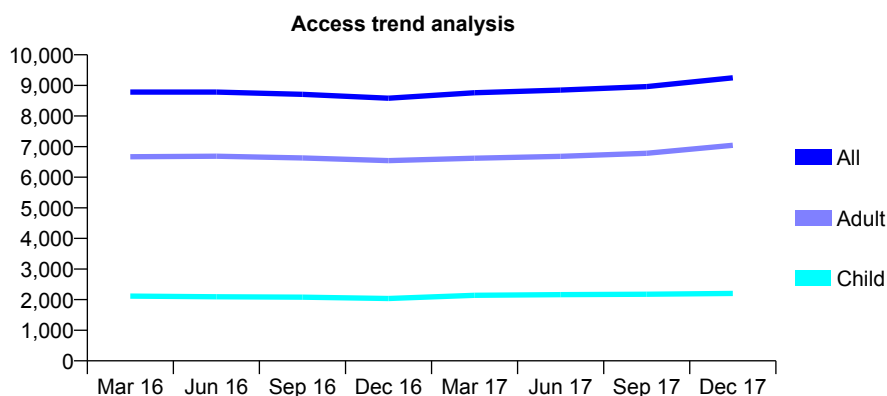
## Q46 - Vital Signs At a Glance Contract Report for 631205/0003 - December 2017

Name or company name	Shaw Family Dental Practice Partnership
Contract type name	GDS Contract
Purpose of contract	General
Contract start date	01/04/2006
Contract end date	31/12/2017

17/18 Contracted general activity (UDA)	22,136
Carry forward general activity (UDA)	0
17/18 Contracted orthodontic activity (UOA)	0
Carry forward orthodontic activity (UOA)	0
Baseline contract value	£797,619.23

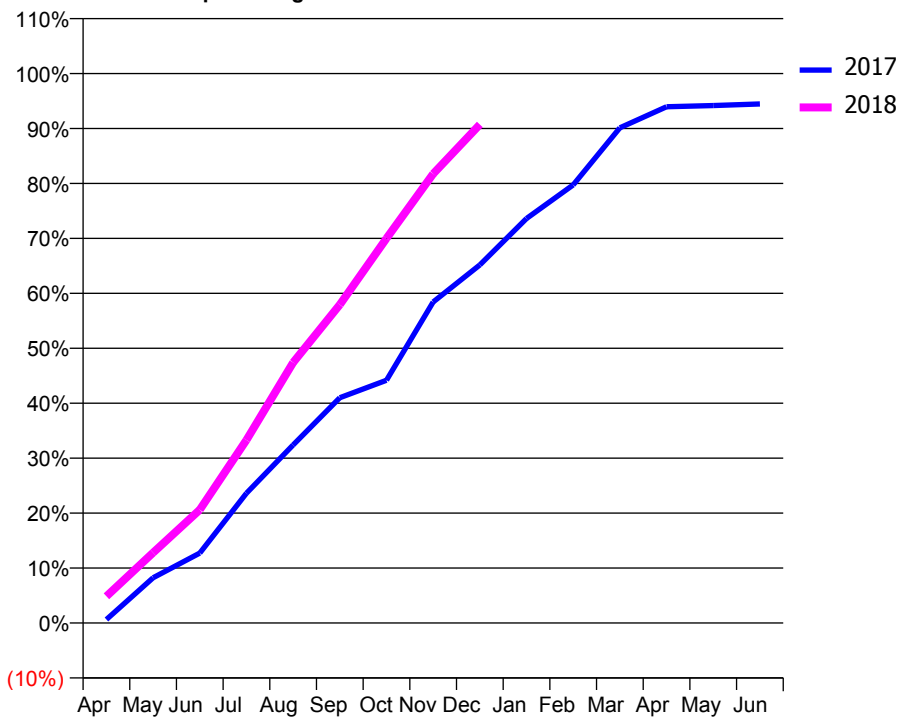
### ACCESS\*

Patients seen in 24 months	Total	Change since previous quarter
Quarter ending December 2016	8,581	
Quarter ending March 2017	8,762	↑
Quarter ending June 2017	8,846	→
Quarter ending September 2017	8,960	→
Quarter ending December 2017	9,249	↑
<b>Variance since December 2016</b>	<b>7.8%</b>	<b>↑</b>



### ACTIVITY

Cumulative percentage of contracted UDA delivered 2017 & 2018



Month	Adjusted Scheduled Activity (UDA)	
	2017	2018
April	191	1,077
May	2,435	2,832
June	3,756	4,562
July	6,974	7,374
August	9,565	10,494
September	12,102	12,824
October	13,038	15,493
November	17,240	18,094
December	19,236	20,084
January	21,724	
February	23,529	
March	26,600	
April	27,728	
May	27,791	
June	27,875	

### QUALITY

	Quantity	Base Number	Contract	AT	Region	England
% of FP17s for the same patient ID Re-attending within 3 months - Children	191	2,388	8.0%	12.4%	12.9%	12.0%
% of FP17s for the same patient ID Re-attending within 3 months - Adults	979	6,709	14.6%	16.8%	16.5%	15.9%
% of FP17s for the same patient ID Re-attending between 3 & 9 months - Children	1,324	2,388	55.4%	57.3%	59.6%	58.0%
% of FP17s for the same patient ID Re-attending between 3 & 9 months - Adults	2,754	6,709	41.0%	50.6%	52.8%	50.5%
% of FP17s for Band 1 Urgent Courses	525	8,551	6.1%	10.2%	9.1%	9.0%
% of FP17s Relating to Free Repair or Replacements	67	8,551	0.8%	0.9%	1.0%	0.8%
% of FP17s Relating to Continuations	182	8,551	2.1%	1.0%	1.2%	1.1%
% of Patients satisfied with the dentistry they have received	7	9	N/A	91.8%	91.6%	91.5%
% of Patients satisfied with the time they had to wait for an appointment	7	9	N/A	88.2%	88.3%	87.9%

\* This is based on patients treated on this contract for their most recent course of treatment. Figures in italics indicate the base number of FP17s or Patient Questionnaire responses are less than 100. N/A is shown where the base number of responses is less than 10 during the period. % is calculated as Quantity/Base number\*100

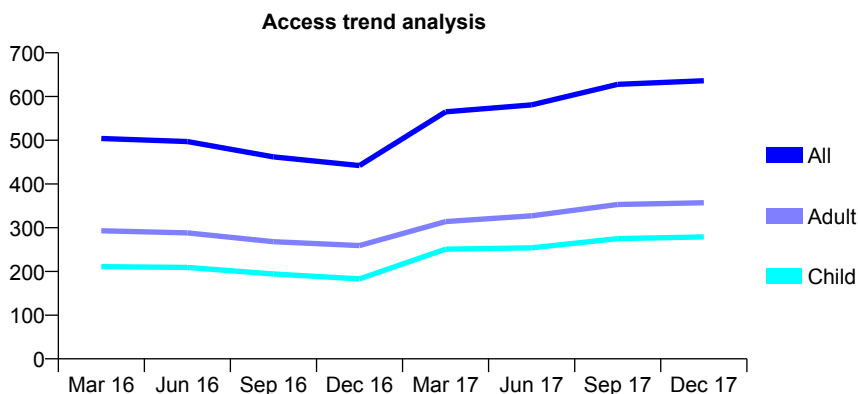
## Q46 - Vital Signs At a Glance Contract Report for 632015/0001 - December 2017

Name or company name	Harrison/Kapenda
Contract type name	GDS Contract
Purpose of contract	General
Contract start date	01/04/2006
Contract end date	

17/18 Contracted general activity (UDA)	1,880
Carry forward general activity (UDA)	0
17/18 Contracted orthodontic activity (UOA)	0
Carry forward orthodontic activity (UOA)	0
Baseline contract value	£52,819.95

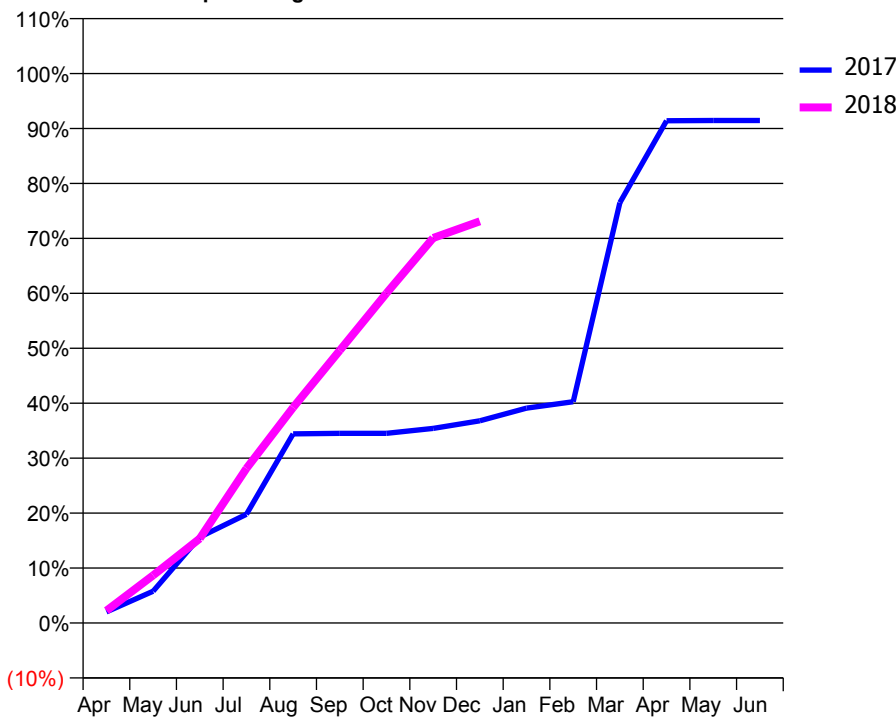
### ACCESS\*

Patients seen in 24 months	Total	Change since previous quarter
Quarter ending December 2016	442	
Quarter ending March 2017	565	↑
Quarter ending June 2017	581	↑
Quarter ending September 2017	628	↑
Quarter ending December 2017	636	→
<b>Variance since December 2016</b>	<b>43.9%</b>	<b>↑</b>



### ACTIVITY

Cumulative percentage of contracted UDA delivered 2017 & 2018



Month	Adjusted Scheduled Activity (UDA)	
	2017	2018
April	38	42
May	109	163
June	294	289
July	372	529
August	647	737
September	649	933
October	649	1,128
November	666	1,317
December	692	1,374
January	735	
February	757	
March	1,438	
April	1,718	
May	1,719	
June	1,719	

### QUALITY

	Quantity	Base Number	Contract	AT	Region	England
% of FP17s for the same patient ID Re-attending within 3 months - Children	15	236	6.4%	12.4%	12.9%	12.0%
% of FP17s for the same patient ID Re-attending within 3 months - Adults	64	368	17.4%	16.8%	16.5%	15.9%
% of FP17s for the same patient ID Re-attending between 3 & 9 months - Children	85	236	36.0%	57.3%	59.6%	58.0%
% of FP17s for the same patient ID Re-attending between 3 & 9 months - Adults	135	368	36.7%	50.6%	52.8%	50.5%
% of FP17s for Band 1 Urgent Courses	32	480	6.7%	10.2%	9.1%	9.0%
% of FP17s Relating to Free Repair or Replacements	1	480	0.2%	0.9%	1.0%	0.8%
% of FP17s Relating to Continuations	2	480	0.4%	1.0%	1.2%	1.1%
% of Patients satisfied with the dentistry they have received	0	0	N/A	91.8%	91.6%	91.5%
% of Patients satisfied with the time they had to wait for an appointment	0	0	N/A	88.2%	88.3%	87.9%

\* This is based on patients treated on this contract for their most recent course of treatment. Figures in italics indicate the base number of FP17s or Patient Questionnaire responses are less than 100. N/A is shown where the base number of responses is less than 10 during the period. % is calculated as Quantity/Base number\*100

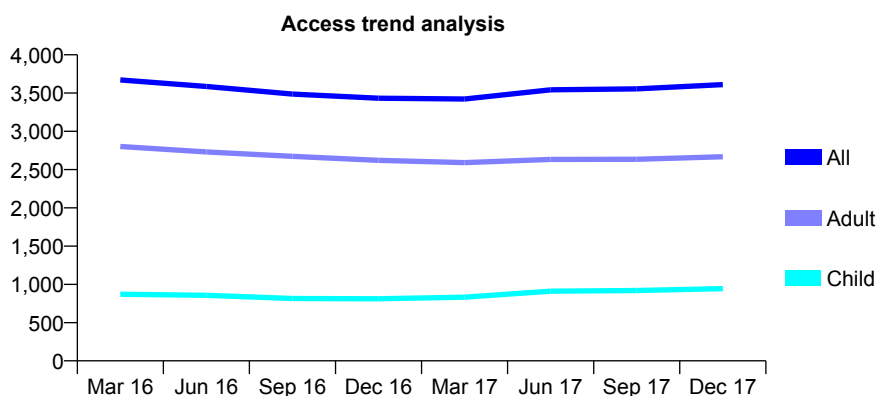
## Q46 - Vital Signs At a Glance Contract Report for 632279/0001 - December 2017

Name or company name	Mr U Sharif
Contract type name	GDS Contract
Purpose of contract	General
Contract start date	01/04/2006
Contract end date	

17/18 Contracted general activity (UDA)	12,087
Carry forward general activity (UDA)	426
17/18 Contracted orthodontic activity (UOA)	0
Carry forward orthodontic activity (UOA)	0
Baseline contract value	£410,248.15

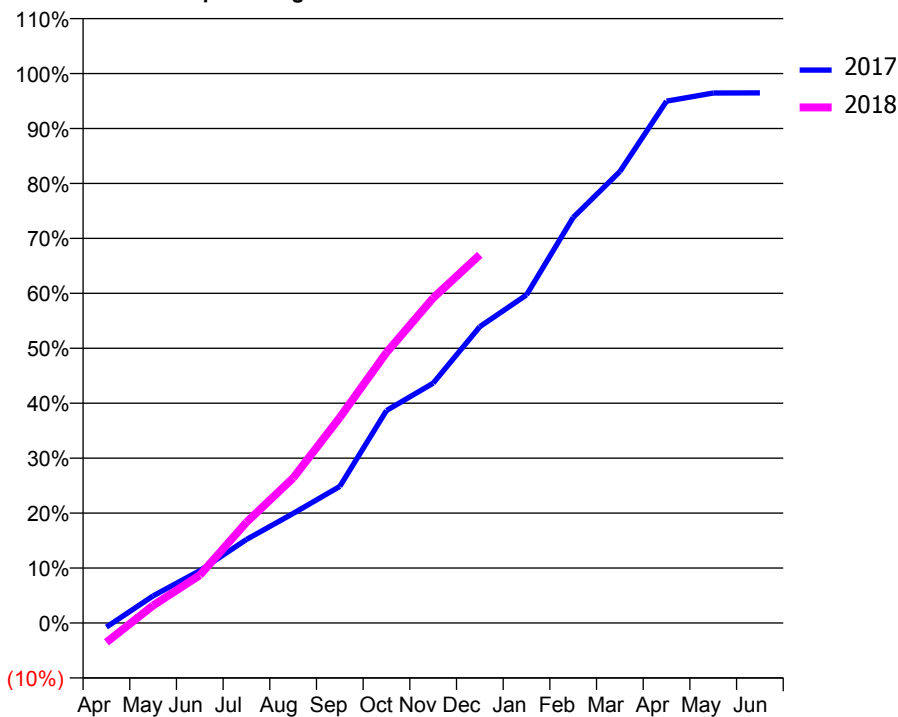
### ACCESS\*

Patients seen in 24 months	Total	Change since previous quarter
Quarter ending December 2016	3,432	
Quarter ending March 2017	3,423	→
Quarter ending June 2017	3,543	↑
Quarter ending September 2017	3,555	→
Quarter ending December 2017	3,611	→
<b>Variance since December 2016</b>	<b>5.2%</b>	<b>↑</b>



### ACTIVITY

Cumulative percentage of contracted UDA delivered 2017 & 2018



Adjusted Scheduled Activity (UDA)

Month	2017	2018
April	-94	-426
May	597	385
June	1,151	1,052
July	1,839	2,216
August	2,410	3,189
September	3,005	4,520
October	4,675	5,949
November	5,274	7,149
December	6,519	8,101
January	7,218	
February	8,921	
March	9,930	
April	11,479	
May	11,658	
June	11,661	

### QUALITY

	Quantity	Base Number	Contract	AT	Region	England
% of FP17s for the same patient ID Re-attending within 3 months - Children	95	920	10.3%	12.4%	12.9%	12.0%
% of FP17s for the same patient ID Re-attending within 3 months - Adults	684	2,656	25.8%	16.8%	16.5%	15.9%
% of FP17s for the same patient ID Re-attending between 3 & 9 months - Children	271	920	29.5%	57.3%	59.6%	58.0%
% of FP17s for the same patient ID Re-attending between 3 & 9 months - Adults	751	2,656	28.3%	50.6%	52.8%	50.5%
% of FP17s for Band 1 Urgent Courses	405	2,995	13.5%	10.2%	9.1%	9.0%
% of FP17s Relating to Free Repair or Replacements	43	2,995	1.4%	0.9%	1.0%	0.8%
% of FP17s Relating to Continuations	112	2,995	3.7%	1.0%	1.2%	1.1%
% of Patients satisfied with the dentistry they have received	6	7	N/A	91.8%	91.6%	91.5%
% of Patients satisfied with the time they had to wait for an appointment	6	7	N/A	88.2%	88.3%	87.9%

\* This is based on patients treated on this contract for their most recent course of treatment. Figures in italics indicate the base number of FP17s or Patient Questionnaire responses are less than 100. N/A is shown where the base number of responses is less than 10 during the period. % is calculated as Quantity/Base number\*100

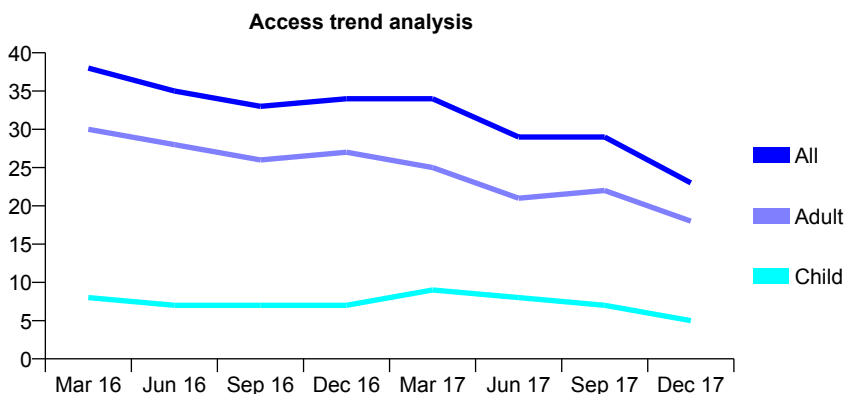
## Q46 - Vital Signs At a Glance Contract Report for 632686/0001 - December 2017

Name or company name	MR M HAFFNER
Contract type name	GDS Contract
Purpose of contract	General
Contract start date	01/04/2006
Contract end date	

17/18 Contracted general activity (UDA)	100
Carry forward general activity (UDA)	0
17/18 Contracted orthodontic activity (UOA)	0
Carry forward orthodontic activity (UOA)	0
Baseline contract value	£1,930.57

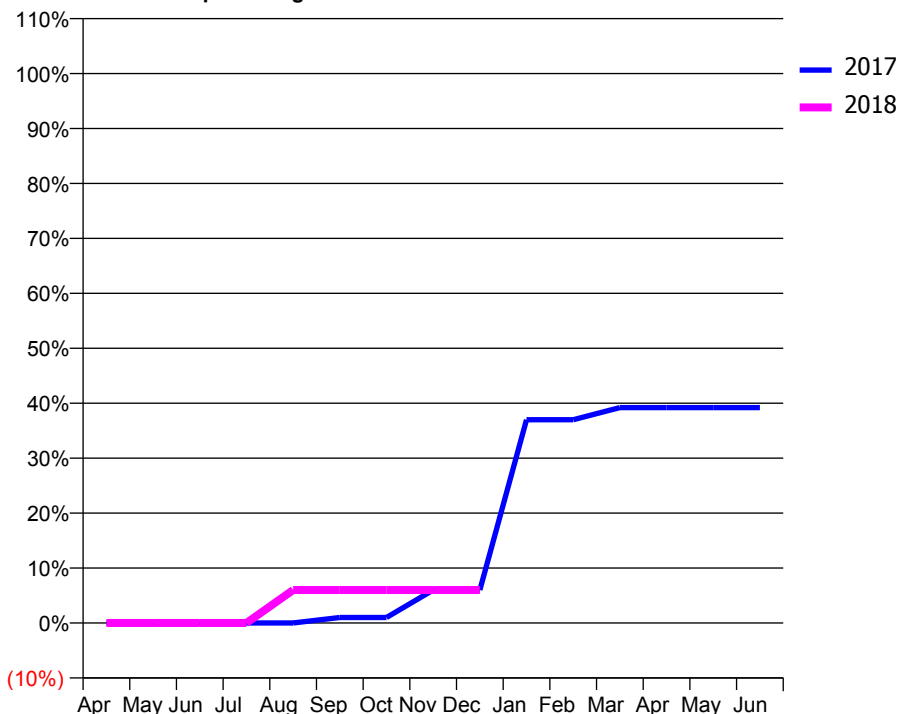
### ACCESS\*

Patients seen in 24 months	Total	Change since previous quarter
Quarter ending December 2016	34	
Quarter ending March 2017	34	→
Quarter ending June 2017	29	↓
Quarter ending September 2017	29	→
Quarter ending December 2017	23	↓
<b>Variance since December 2016</b>	<b>(32.4%)</b>	<b>↓</b>



### ACTIVITY

Cumulative percentage of contracted UDA delivered 2017 & 2018



Adjusted Scheduled Activity (UDA)

Month	2017	2018
April	0	0
May	0	0
June	0	0
July	0	0
August	0	6
September	1	6
October	1	6
November	6	6
December	6	6
January	37	
February	37	
March	39	
April	39	
May	39	
June	39	

### QUALITY

	Quantity	Base Number	Contract	AT	Region	England
% of FP17s for the same patient ID Re-attending within 3 months - Children	0	2	0.0%	12.4%	12.9%	12.0%
% of FP17s for the same patient ID Re-attending within 3 months - Adults	1	7	14.3%	16.8%	16.5%	15.9%
% of FP17s for the same patient ID Re-attending between 3 & 9 months - Children	0	2	0.0%	57.3%	59.6%	58.0%
% of FP17s for the same patient ID Re-attending between 3 & 9 months - Adults	3	7	42.9%	50.6%	52.8%	50.5%
% of FP17s for Band 1 Urgent Courses	1	7	14.3%	10.2%	9.1%	9.0%
% of FP17s Relating to Free Repair or Replacements	0	7	0.0%	0.9%	1.0%	0.8%
% of FP17s Relating to Continuations	0	7	0.0%	1.0%	1.2%	1.1%
% of Patients satisfied with the dentistry they have received	0	0	N/A	91.8%	91.6%	91.5%
% of Patients satisfied with the time they had to wait for an appointment	0	0	N/A	88.2%	88.3%	87.9%

\* This is based on patients treated on this contract for their most recent course of treatment. Figures in italics indicate the base number of FP17s or Patient Questionnaire responses are less than 100. N/A is shown where the base number of responses is less than 10 during the period. % is calculated as Quantity/Base number\*100

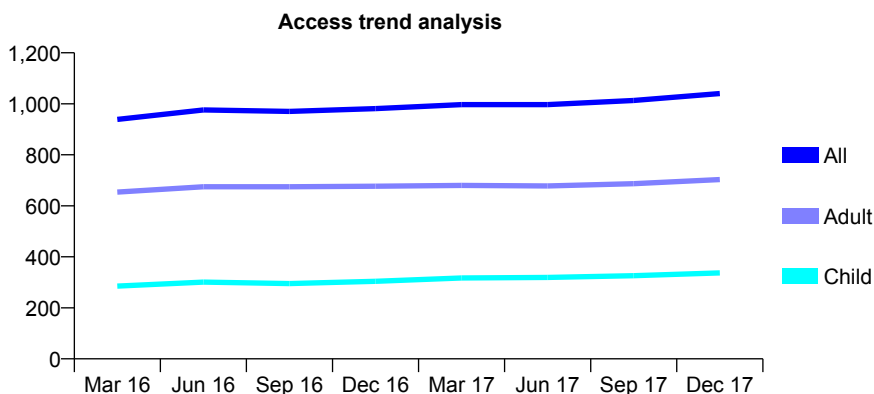
## Q46 - Vital Signs At a Glance Contract Report for 635529/0001 - December 2017

Name or company name	MR DI LLEWELLYN
Contract type name	GDS Contract
Purpose of contract	General
Contract start date	01/04/2006
Contract end date	

17/18 Contracted general activity (UDA)	3,000
Carry forward general activity (UDA)	-49
17/18 Contracted orthodontic activity (UOA)	0
Carry forward orthodontic activity (UOA)	0
Baseline contract value	£98,244.63

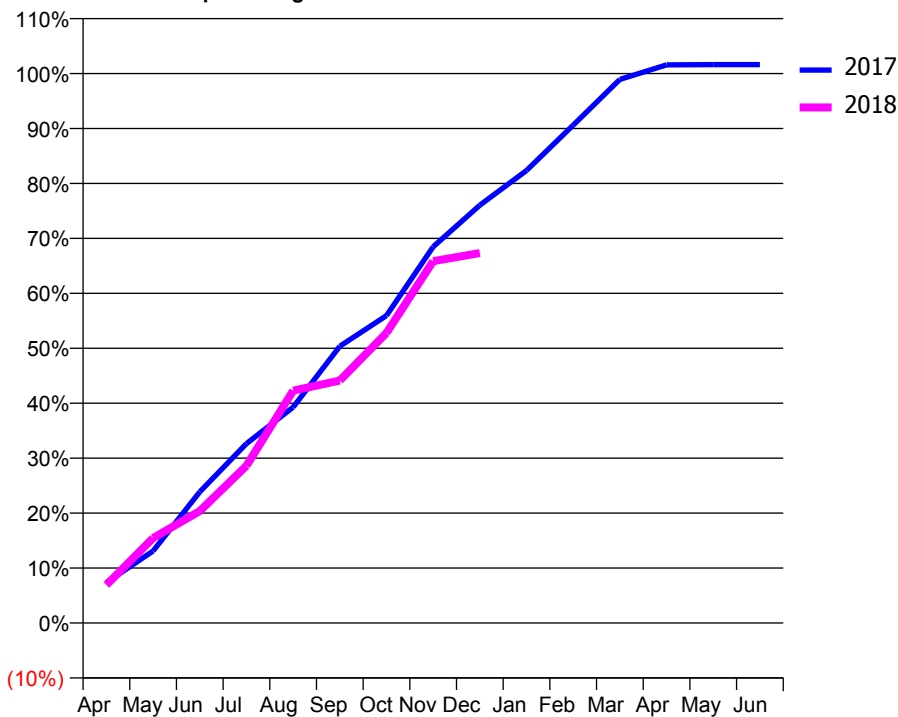
### ACCESS\*

Patients seen in 24 months	Total	Change since previous quarter
Quarter ending December 2016	981	
Quarter ending March 2017	997	→
Quarter ending June 2017	997	→
Quarter ending September 2017	1,013	→
Quarter ending December 2017	1,040	↑
<b>Variance since December 2016</b>	<b>6.0%</b>	<b>↑</b>



### ACTIVITY

Cumulative percentage of contracted UDA delivered 2017 & 2018



Month	Adjusted Scheduled Activity (UDA)	
	2017	2018
April	221	208
May	393	464
June	716	611
July	980	859
August	1,179	1,269
September	1,511	1,324
October	1,678	1,584
November	2,054	1,976
December	2,281	2,020
January	2,470	
February	2,718	
March	2,967	
April	3,047	
May	3,049	
June	3,049	

### QUALITY

	Quantity	Base Number	Contract	AT	Region	England
% of FP17s for the same patient ID Re-attending within 3 months - Children	24	299	8.0%	12.4%	12.9%	12.0%
% of FP17s for the same patient ID Re-attending within 3 months - Adults	89	557	16.0%	16.8%	16.5%	15.9%
% of FP17s for the same patient ID Re-attending between 3 & 9 months - Children	164	299	54.8%	57.3%	59.6%	58.0%
% of FP17s for the same patient ID Re-attending between 3 & 9 months - Adults	161	557	28.9%	50.6%	52.8%	50.5%
% of FP17s for Band 1 Urgent Courses	30	821	3.7%	10.2%	9.1%	9.0%
% of FP17s Relating to Free Repair or Replacements	0	821	0.0%	0.9%	1.0%	0.8%
% of FP17s Relating to Continuations	7	821	0.9%	1.0%	1.2%	1.1%
% of Patients satisfied with the dentistry they have received	0	0	N/A	91.8%	91.6%	91.5%
% of Patients satisfied with the time they had to wait for an appointment	0	0	N/A	88.2%	88.3%	87.9%

\* This is based on patients treated on this contract for their most recent course of treatment. Figures in italics indicate the base number of FP17s or Patient Questionnaire responses are less than 100. N/A is shown where the base number of responses is less than 10 during the period. % is calculated as Quantity/Base number\*100



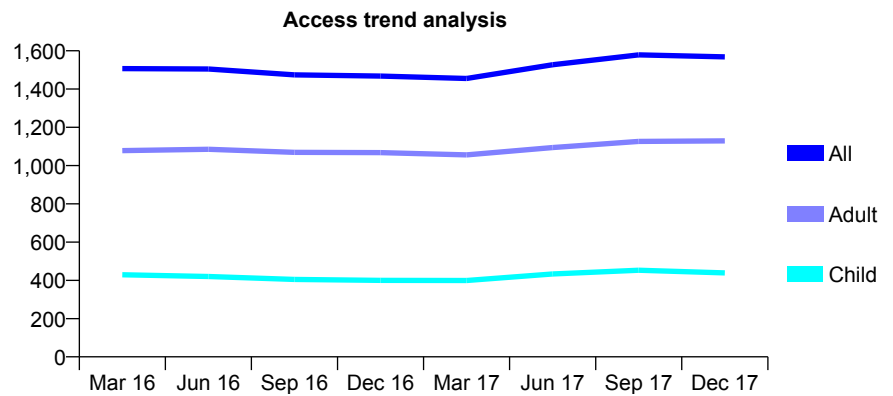
## Q46 - Vital Signs At a Glance Contract Report for 638927/0001 - December 2017

Name or company name	MR IA MIRZA
Contract type name	GDS Contract
Purpose of contract	General
Contract start date	01/04/2006
Contract end date	

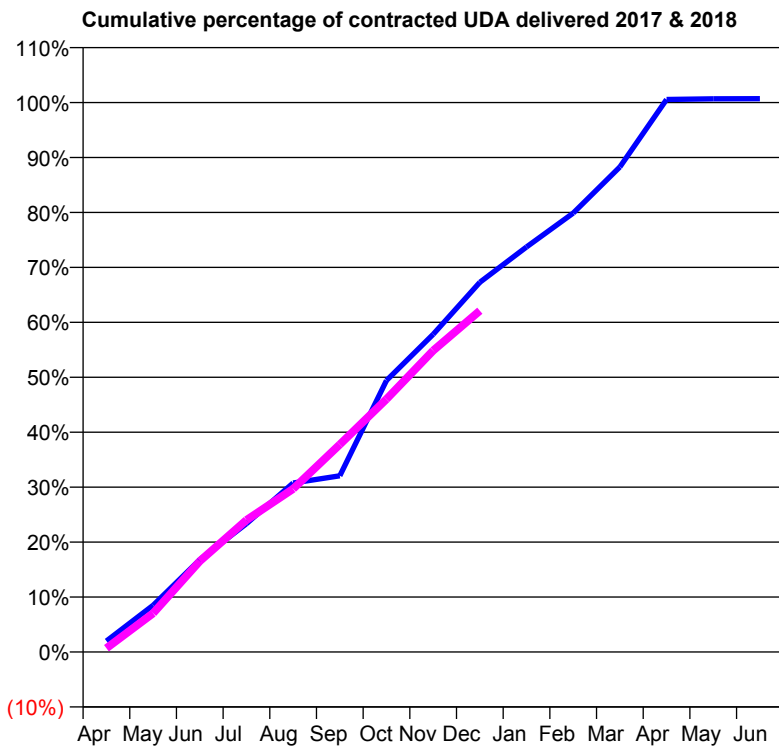
17/18 Contracted general activity (UDA)	6,277
Carry forward general activity (UDA)	-44
17/18 Contracted orthodontic activity (UOA)	0
Carry forward orthodontic activity (UOA)	0
Baseline contract value	£201,891.10

### ACCESS\*

Patients seen in 24 months	Total	Change since previous quarter
Quarter ending December 2016	1,468	
Quarter ending March 2017	1,455	→
Quarter ending June 2017	1,527	↑
Quarter ending September 2017	1,579	↑
Quarter ending December 2017	1,568	→
<b>Variance since December 2016</b>	<b>6.8%</b>	<b>↑</b>



### ACTIVITY



Month	Adjusted Scheduled Activity (UDA)	
	2017	2018
April	126	44
May	534	443
June	1,054	1,039
July	1,465	1,508
August	1,930	1,863
September	2,014	2,370
October	3,102	2,889
November	3,629	3,443
December	4,223	3,898
January	4,627	
February	5,014	
March	5,540	
April	6,311	
May	6,319	
June	6,321	

### QUALITY

	Quantity	Base Number	Contract	AT	Region	England
% of FP17s for the same patient ID Re-attending within 3 months - Children	43	503	8.5%	12.4%	12.9%	12.0%
% of FP17s for the same patient ID Re-attending within 3 months - Adults	211	1,268	16.6%	16.8%	16.5%	15.9%
% of FP17s for the same patient ID Re-attending between 3 & 9 months - Children	235	503	46.7%	57.3%	59.6%	58.0%
% of FP17s for the same patient ID Re-attending between 3 & 9 months - Adults	598	1,268	47.2%	50.6%	52.8%	50.5%
% of FP17s for Band 1 Urgent Courses	197	1,521	13.0%	10.2%	9.1%	9.0%
% of FP17s Relating to Free Repair or Replacements	15	1,521	1.0%	0.9%	1.0%	0.8%
% of FP17s Relating to Continuations	8	1,521	0.5%	1.0%	1.2%	1.1%
% of Patients satisfied with the dentistry they have received	1	1	N/A	91.8%	91.6%	91.5%
% of Patients satisfied with the time they had to wait for an appointment	1	1	N/A	88.2%	88.3%	87.9%

\* This is based on patients treated on this contract for their most recent course of treatment. Figures in italics indicate the base number of FP17s or Patient Questionnaire responses are less than 100. N/A is shown where the base number of responses is less than 10 during the period. % is calculated as Quantity/Base number\*100

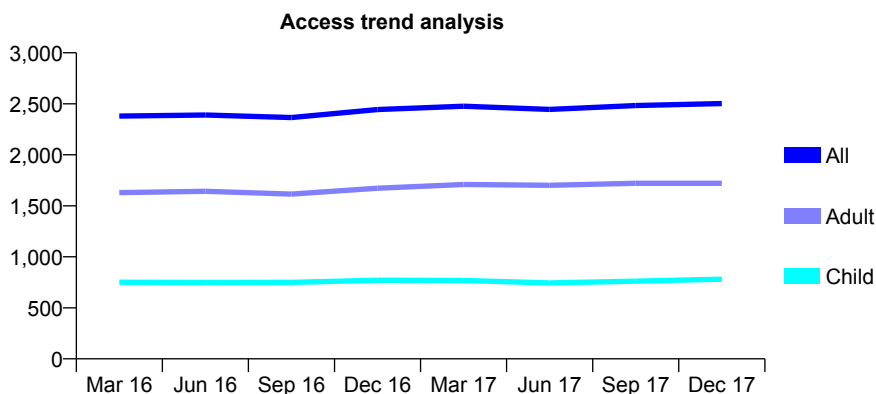
## Q46 - Vital Signs At a Glance Contract Report for 639125/0001 - December 2017

Name or company name	MR ND SLATTERY
Contract type name	GDS Contract
Purpose of contract	General
Contract start date	01/04/2006
Contract end date	

17/18 Contracted general activity (UDA)	9,042
Carry forward general activity (UDA)	-113
17/18 Contracted orthodontic activity (UOA)	0
Carry forward orthodontic activity (UOA)	0
Baseline contract value	£405,881.87

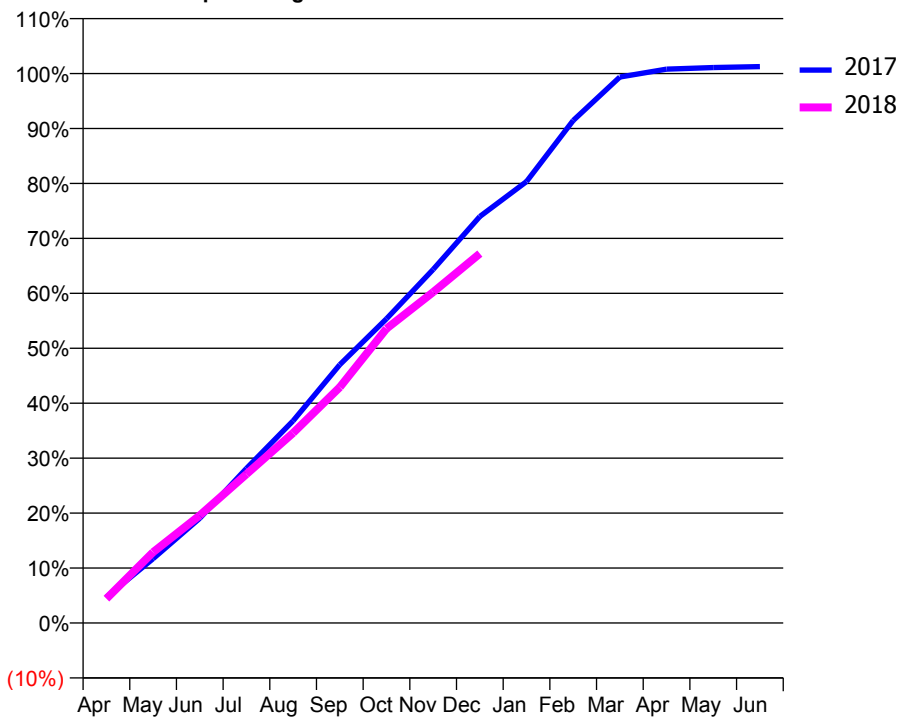
### ACCESS\*

Patients seen in 24 months	Total	Change since previous quarter
Quarter ending December 2016	2,444	
Quarter ending March 2017	2,477	→
Quarter ending June 2017	2,445	↓
Quarter ending September 2017	2,483	→
Quarter ending December 2017	2,502	→
<b>Variance since December 2016</b>	<b>2.4%</b>	<b>↑</b>



### ACTIVITY

Cumulative percentage of contracted UDA delivered 2017 & 2018



Month	Adjusted Scheduled Activity (UDA)	
	2017	2018
April	427	401
May	1,059	1,167
June	1,724	1,771
July	2,544	2,449
August	3,327	3,129
September	4,252	3,881
October	5,006	4,845
November	5,818	5,445
December	6,688	6,078
January	7,265	
February	8,270	
March	8,985	
April	9,113	
May	9,140	
June	9,155	

### QUALITY

	Quantity	Base Number	Contract	AT	Region	England
% of FP17s for the same patient ID Re-attending within 3 months - Children	89	1,008	8.8%	12.4%	12.9%	12.0%
% of FP17s for the same patient ID Re-attending within 3 months - Adults	199	1,827	10.9%	16.8%	16.5%	15.9%
% of FP17s for the same patient ID Re-attending between 3 & 9 months - Children	704	1,008	69.8%	57.3%	59.6%	58.0%
% of FP17s for the same patient ID Re-attending between 3 & 9 months - Adults	1,053	1,827	57.6%	50.6%	52.8%	50.5%
% of FP17s for Band 1 Urgent Courses	40	2,757	1.5%	10.2%	9.1%	9.0%
% of FP17s Relating to Free Repair or Replacements	16	2,757	0.6%	0.9%	1.0%	0.8%
% of FP17s Relating to Continuations	10	2,757	0.4%	1.0%	1.2%	1.1%
% of Patients satisfied with the dentistry they have received	1	1	N/A	91.8%	91.6%	91.5%
% of Patients satisfied with the time they had to wait for an appointment	1	1	N/A	88.2%	88.3%	87.9%

\* This is based on patients treated on this contract for their most recent course of treatment. Figures in italics indicate the base number of FP17s or Patient Questionnaire responses are less than 100. N/A is shown where the base number of responses is less than 10 during the period. % is calculated as Quantity/Base number\*100

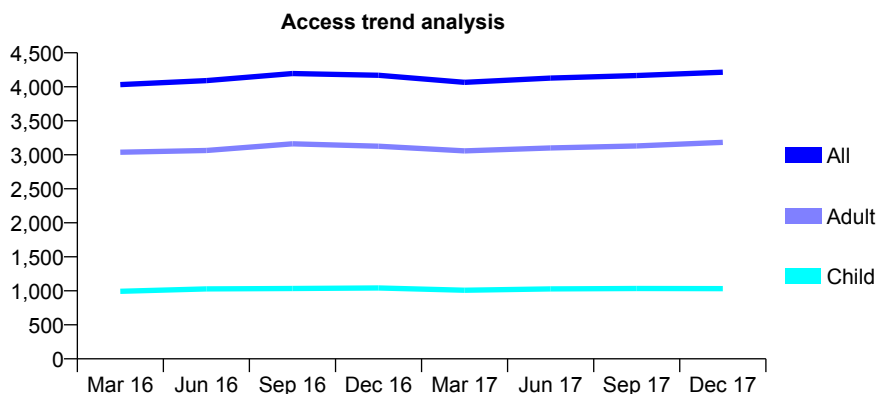
## Q46 - Vital Signs At a Glance Contract Report for 643394/0001 - December 2017

Name or company name	MR M GREEN
Contract type name	GDS Contract
Purpose of contract	General
Contract start date	01/04/2006
Contract end date	

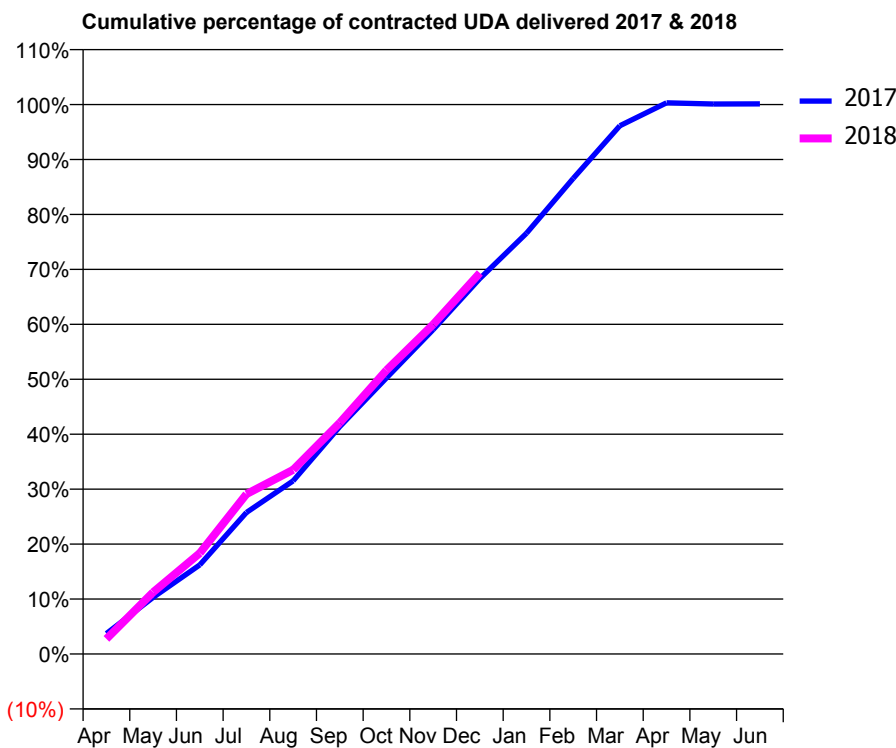
17/18 Contracted general activity (UDA)	11,651
Carry forward general activity (UDA)	-14
17/18 Contracted orthodontic activity (UOA)	0
Carry forward orthodontic activity (UOA)	0
Baseline contract value	£334,537.23

### ACCESS\*

Patients seen in 24 months	Total	Change since previous quarter
Quarter ending December 2016	4,170	
Quarter ending March 2017	4,065	↓
Quarter ending June 2017	4,129	→
Quarter ending September 2017	4,166	→
Quarter ending December 2017	4,215	→
<b>Variance since December 2016</b>	<b>1.1%</b>	<b>→</b>



### ACTIVITY



Month	Adjusted Scheduled Activity (UDA)	
	2017	2018
April	435	321
May	1,201	1,312
June	1,891	2,138
July	3,001	3,392
August	3,670	3,907
September	4,823	4,904
October	5,854	6,017
November	6,879	6,986
December	7,960	8,079
January	8,921	
February	10,084	
March	11,202	
April	11,686	
May	11,662	
June	11,665	

### QUALITY

	Quantity	Base Number	Contract	AT	Region	England
% of FP17s for the same patient ID Re-attending within 3 months - Children	158	1,504	10.5%	12.4%	12.9%	12.0%
% of FP17s for the same patient ID Re-attending within 3 months - Adults	587	3,532	16.6%	16.8%	16.5%	15.9%
% of FP17s for the same patient ID Re-attending between 3 & 9 months - Children	864	1,504	57.4%	57.3%	59.6%	58.0%
% of FP17s for the same patient ID Re-attending between 3 & 9 months - Adults	1,264	3,532	35.8%	50.6%	52.8%	50.5%
% of FP17s for Band 1 Urgent Courses	672	4,792	14.0%	10.2%	9.1%	9.0%
% of FP17s Relating to Free Repair or Replacements	29	4,792	0.6%	0.9%	1.0%	0.8%
% of FP17s Relating to Continuations	72	4,792	1.5%	1.0%	1.2%	1.1%
% of Patients satisfied with the dentistry they have received	3	3	N/A	91.8%	91.6%	91.5%
% of Patients satisfied with the time they had to wait for an appointment	3	3	N/A	88.2%	88.3%	87.9%

\* This is based on patients treated on this contract for their most recent course of treatment. Figures in italics indicate the base number of FP17s or Patient Questionnaire responses are less than 100. N/A is shown where the base number of responses is less than 10 during the period. % is calculated as Quantity/Base number\*100

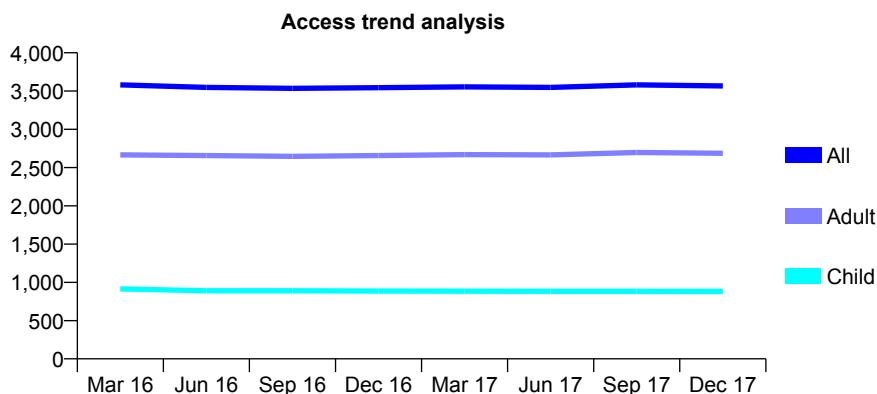
## Q46 - Vital Signs At a Glance Contract Report for 643408/0001 - December 2017

Name or company name	MR DP LUSTMAN
Contract type name	GDS Contract
Purpose of contract	General
Contract start date	01/04/2006
Contract end date	

17/18 Contracted general activity (UDA)	11,485
Carry forward general activity (UDA)	0
17/18 Contracted orthodontic activity (UOA)	0
Carry forward orthodontic activity (UOA)	0
Baseline contract value	£287,169.28

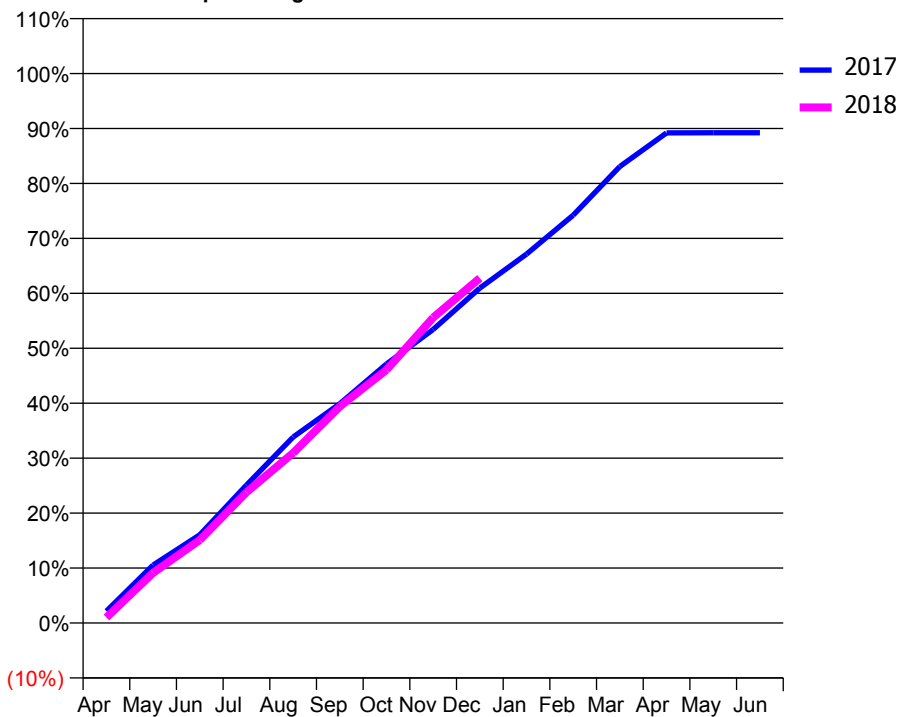
### ACCESS\*

Patients seen in 24 months	Total	Change since previous quarter
Quarter ending December 2016	3,544	
Quarter ending March 2017	3,554	→
Quarter ending June 2017	3,548	→
Quarter ending September 2017	3,580	→
Quarter ending December 2017	3,567	→
<b>Variance since December 2016</b>	<b>0.6%</b>	<b>→</b>



### ACTIVITY

**Cumulative percentage of contracted UDA delivered 2017 & 2018**



Month	Adjusted Scheduled Activity (UDA)	
	2017	2018
April	249	116
May	1,211	1,050
June	1,844	1,736
July	2,883	2,733
August	3,887	3,555
September	4,584	4,526
October	5,414	5,290
November	6,137	6,383
December	6,999	7,209
January	7,710	
February	8,524	
March	9,543	
April	10,245	
May	10,246	
June	10,246	

### QUALITY

	Quantity	Base Number	Contract	AT	Region	England
% of FP17s for the same patient ID Re-attending within 3 months - Children	106	1,018	10.4%	12.4%	12.9%	12.0%
% of FP17s for the same patient ID Re-attending within 3 months - Adults	477	3,025	15.8%	16.8%	16.5%	15.9%
% of FP17s for the same patient ID Re-attending between 3 & 9 months - Children	600	1,018	58.9%	57.3%	59.6%	58.0%
% of FP17s for the same patient ID Re-attending between 3 & 9 months - Adults	1,786	3,025	59.0%	50.6%	52.8%	50.5%
% of FP17s for Band 1 Urgent Courses	264	3,728	7.1%	10.2%	9.1%	9.0%
% of FP17s Relating to Free Repair or Replacements	25	3,728	0.7%	0.9%	1.0%	0.8%
% of FP17s Relating to Continuations	70	3,728	1.9%	1.0%	1.2%	1.1%
% of Patients satisfied with the dentistry they have received	2	2	N/A	91.8%	91.6%	91.5%
% of Patients satisfied with the time they had to wait for an appointment	2	2	N/A	88.2%	88.3%	87.9%

\* This is based on patients treated on this contract for their most recent course of treatment. Figures in italics indicate the base number of FP17s or Patient Questionnaire responses are less than 100. N/A is shown where the base number of responses is less than 10 during the period. % is calculated as Quantity/Base number\*100

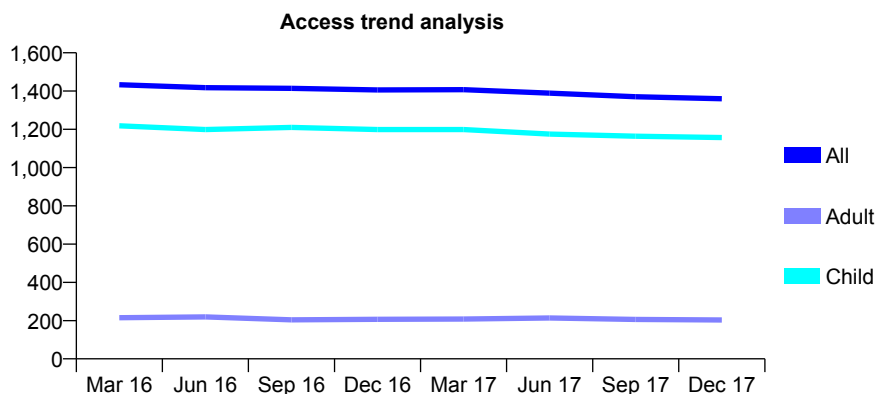
## Q46 - Vital Signs At a Glance Contract Report for 643548/0001 - December 2017

Name or company name	MR RW SIMKINS
Contract type name	GDS Contract
Purpose of contract	General
Contract start date	01/04/2006
Contract end date	

17/18 Contracted general activity (UDA)	5,300
Carry forward general activity (UDA)	0
17/18 Contracted orthodontic activity (UOA)	0
Carry forward orthodontic activity (UOA)	0
Baseline contract value	£132,651.99

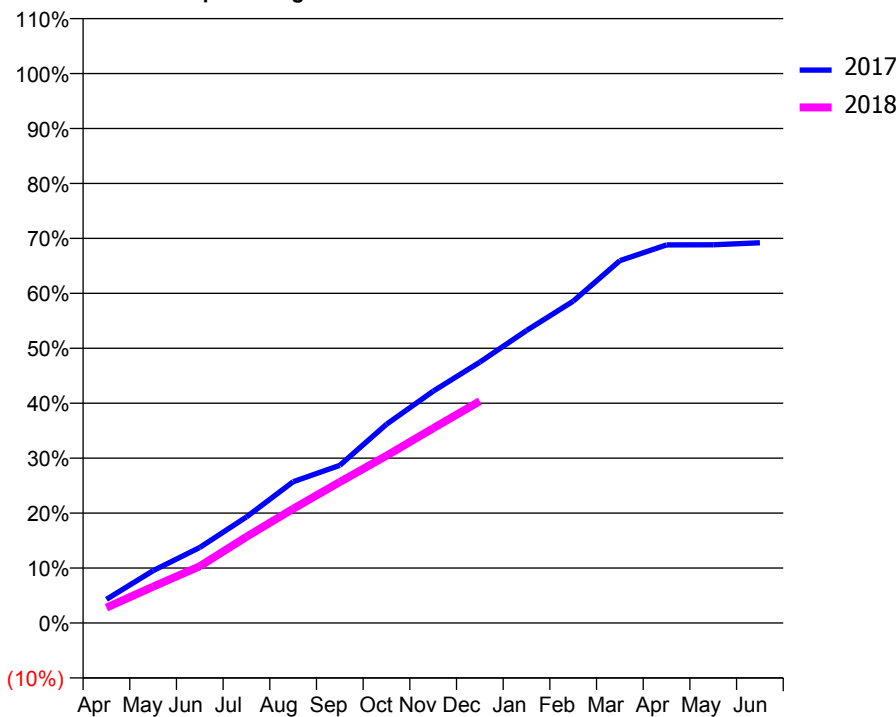
### ACCESS\*

Patients seen in 24 months	Total	Change since previous quarter
Quarter ending December 2016	1,406	
Quarter ending March 2017	1,407	→
Quarter ending June 2017	1,389	↓
Quarter ending September 2017	1,370	↓
Quarter ending December 2017	1,360	→
<b>Variance since December 2016</b>	<b>(3.3%)</b>	<b>↓</b>



### ACTIVITY

Cumulative percentage of contracted UDA delivered 2017 & 2018



Month	Adjusted Scheduled Activity (UDA)	
	2017	2018
April	229	149
May	505	350
June	729	548
July	1,023	832
August	1,362	1,102
September	1,521	1,360
October	1,916	1,614
November	2,237	1,878
December	2,516	2,139
January	2,822	
February	3,104	
March	3,495	
April	3,647	
May	3,649	
June	3,668	

### QUALITY

	Quantity	Base Number	Contract	AT	Region	England
% of FP17s for the same patient ID Re-attending within 3 months - Children	159	1,450	11.0%	12.4%	12.9%	12.0%
% of FP17s for the same patient ID Re-attending within 3 months - Adults	7	57	12.3%	16.8%	16.5%	15.9%
% of FP17s for the same patient ID Re-attending between 3 & 9 months - Children	935	1,450	64.5%	57.3%	59.6%	58.0%
% of FP17s for the same patient ID Re-attending between 3 & 9 months - Adults	32	57	56.1%	50.6%	52.8%	50.5%
% of FP17s for Band 1 Urgent Courses	73	1,396	5.2%	10.2%	9.1%	9.0%
% of FP17s Relating to Free Repair or Replacements	0	1,396	0.0%	0.9%	1.0%	0.8%
% of FP17s Relating to Continuations	0	1,396	0.0%	1.0%	1.2%	1.1%
% of Patients satisfied with the dentistry they have received	0	0	N/A	91.8%	91.6%	91.5%
% of Patients satisfied with the time they had to wait for an appointment	0	0	N/A	88.2%	88.3%	87.9%

\* This is based on patients treated on this contract for their most recent course of treatment. Figures in italics indicate the base number of FP17s or Patient Questionnaire responses are less than 100. N/A is shown where the base number of responses is less than 10 during the period. % is calculated as Quantity/Base number\*100

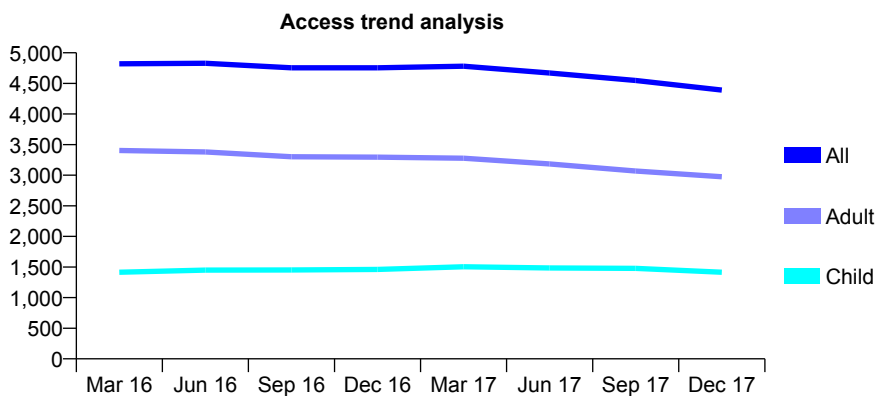
## Q46 - Vital Signs At a Glance Contract Report for 643602/0001 - December 2017

Name or company name	MR EF FISHER
Contract type name	GDS Contract
Purpose of contract	General
Contract start date	30/10/2006
Contract end date	

17/18 Contracted general activity (UDA)	15,273
Carry forward general activity (UDA)	0
17/18 Contracted orthodontic activity (UOA)	0
Carry forward orthodontic activity (UOA)	0
Baseline contract value	£394,922.58

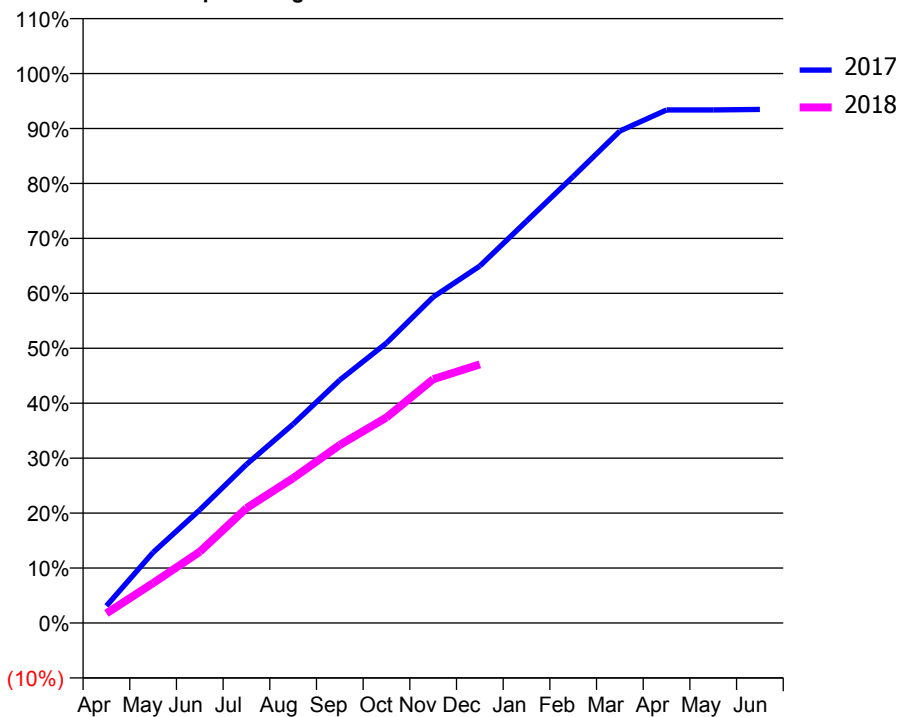
### ACCESS\*

Patients seen in 24 months	Total	Change since previous quarter
Quarter ending December 2016	4,755	
Quarter ending March 2017	4,782	→
Quarter ending June 2017	4,670	↓
Quarter ending September 2017	4,547	↓
Quarter ending December 2017	4,390	↓
<b>Variance since December 2016</b>	<b>(7.7%)</b>	↓



### ACTIVITY

Cumulative percentage of contracted UDA delivered 2017 & 2018



Month	Adjusted Scheduled Activity (UDA)	
	2017	2018
April	475	267
May	1,962	1,108
June	3,146	1,983
July	4,407	3,193
August	5,529	4,026
September	6,755	4,950
October	7,781	5,714
November	9,062	6,776
December	9,922	7,189
January	11,170	
February	12,410	
March	13,675	
April	14,261	
May	14,261	
June	14,277	

### QUALITY

	Quantity	Base Number	Contract	AT	Region	England
% of FP17s for the same patient ID Re-attending within 3 months - Children	101	1,156	8.7%	12.4%	12.9%	12.0%
% of FP17s for the same patient ID Re-attending within 3 months - Adults	521	2,585	20.2%	16.8%	16.5%	15.9%
% of FP17s for the same patient ID Re-attending between 3 & 9 months - Children	603	1,156	52.2%	57.3%	59.6%	58.0%
% of FP17s for the same patient ID Re-attending between 3 & 9 months - Adults	1,234	2,585	47.7%	50.6%	52.8%	50.5%
% of FP17s for Band 1 Urgent Courses	608	3,514	17.3%	10.2%	9.1%	9.0%
% of FP17s Relating to Free Repair or Replacements	69	3,514	2.0%	0.9%	1.0%	0.8%
% of FP17s Relating to Continuations	93	3,514	2.6%	1.0%	1.2%	1.1%
% of Patients satisfied with the dentistry they have received	3	3	N/A	91.8%	91.6%	91.5%
% of Patients satisfied with the time they had to wait for an appointment	2	3	N/A	88.2%	88.3%	87.9%

\* This is based on patients treated on this contract for their most recent course of treatment. Figures in italics indicate the base number of FP17s or Patient Questionnaire responses are less than 100. N/A is shown where the base number of responses is less than 10 during the period. % is calculated as Quantity/Base number\*100

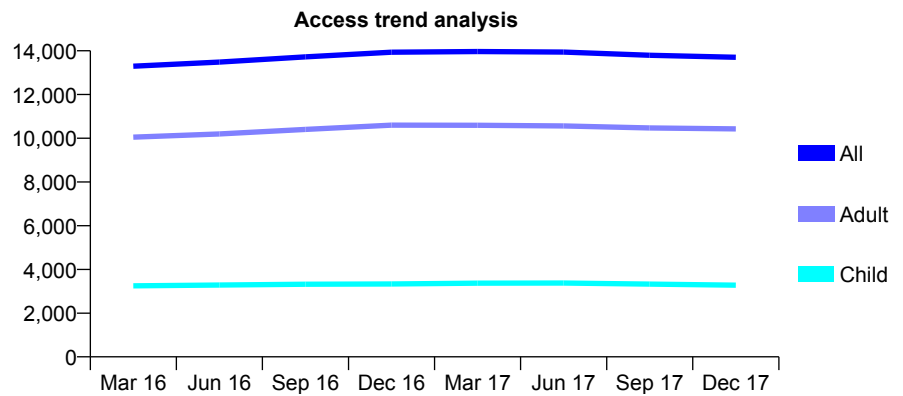
## Q46 - Vital Signs At a Glance Contract Report for 649864/0001 - December 2017

Name or company name	MR AH BELL
Contract type name	GDS Contract
Purpose of contract	General
Contract start date	01/04/2006
Contract end date	

17/18 Contracted general activity (UDA)	36,956
Carry forward general activity (UDA)	-349
17/18 Contracted orthodontic activity (UOA)	0
Carry forward orthodontic activity (UOA)	0
Baseline contract value	£1,120,211.13

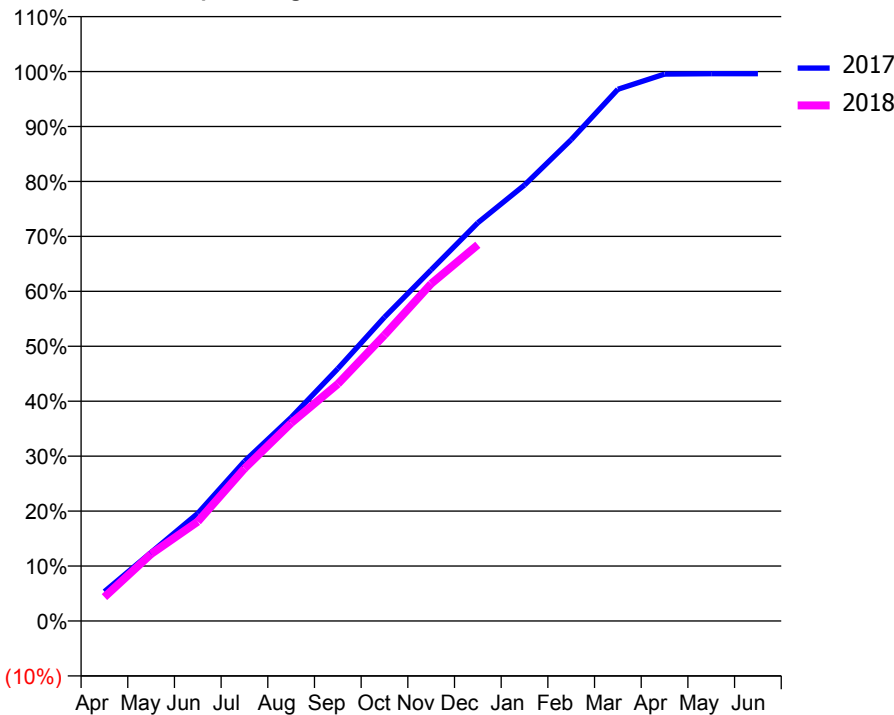
### ACCESS\*

Patients seen in 24 months	Total	Change since previous quarter
Quarter ending December 2016	13,933	
Quarter ending March 2017	13,968	→
Quarter ending June 2017	13,939	→
Quarter ending September 2017	13,798	↓
Quarter ending December 2017	13,707	→
<b>Variance since December 2016</b>	<b>(1.6%)</b>	<b>↓</b>



### ACTIVITY

Cumulative percentage of contracted UDA delivered 2017 & 2018



Month	Adjusted Scheduled Activity (UDA)	
	2017	2018
April	1,979	1,611
May	4,615	4,510
June	7,240	6,686
July	10,736	10,252
August	13,688	13,317
September	16,976	15,945
October	20,431	19,230
November	23,619	22,685
December	26,786	25,305
January	29,324	
February	32,370	
March	35,756	
April	36,781	
May	36,810	
June	36,810	

### QUALITY

	Quantity	Base Number	Contract	AT	Region	England
% of FP17s for the same patient ID Re-attending within 3 months - Children	384	3,597	10.7%	12.4%	12.9%	12.0%
% of FP17s for the same patient ID Re-attending within 3 months - Adults	1,260	9,897	12.7%	16.8%	16.5%	15.9%
% of FP17s for the same patient ID Re-attending between 3 & 9 months - Children	1,928	3,597	53.6%	57.3%	59.6%	58.0%
% of FP17s for the same patient ID Re-attending between 3 & 9 months - Adults	4,924	9,897	49.8%	50.6%	52.8%	50.5%
% of FP17s for Band 1 Urgent Courses	1,489	12,998	11.5%	10.2%	9.1%	9.0%
% of FP17s Relating to Free Repair or Replacements	126	12,998	1.0%	0.9%	1.0%	0.8%
% of FP17s Relating to Continuations	183	12,998	1.4%	1.0%	1.2%	1.1%
% of Patients satisfied with the dentistry they have received	11	11	100.0%	91.8%	91.6%	91.5%
% of Patients satisfied with the time they had to wait for an appointment	10	11	90.9%	88.2%	88.3%	87.9%

\* This is based on patients treated on this contract for their most recent course of treatment. Figures in italics indicate the base number of FP17s or Patient Questionnaire responses are less than 100. N/A is shown where the base number of responses is less than 10 during the period. % is calculated as Quantity/Base number\*100

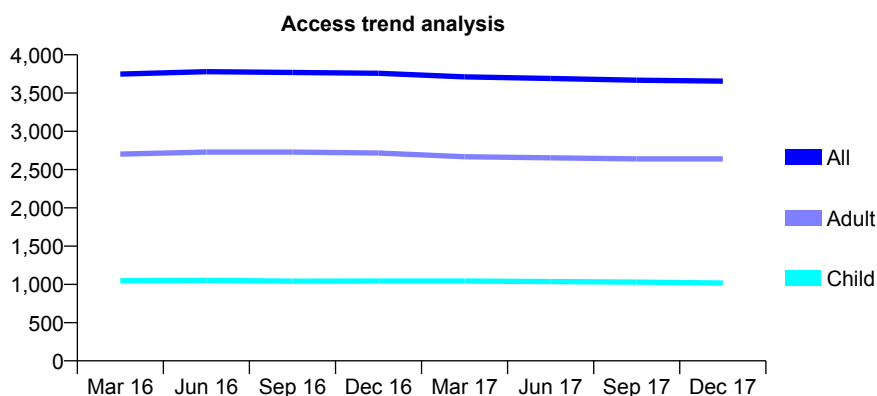
## Q46 - Vital Signs At a Glance Contract Report for 653675/0001 - December 2017

Name or company name	MR WA JACK
Contract type name	GDS Contract
Purpose of contract	General
Contract start date	01/04/2006
Contract end date	

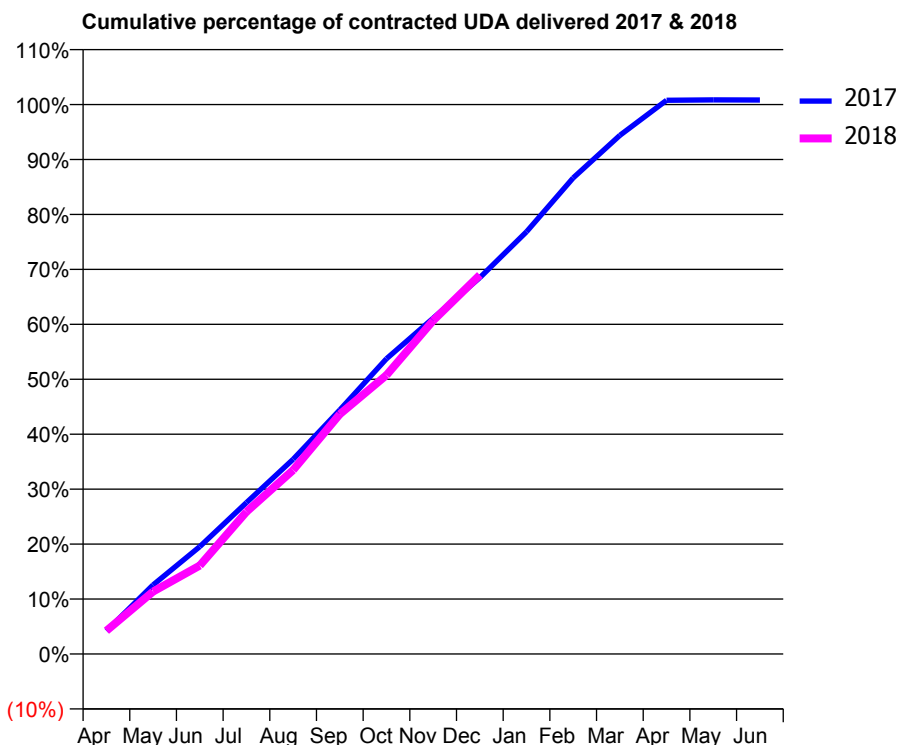
17/18 Contracted general activity (UDA)	9,559
Carry forward general activity (UDA)	-78
17/18 Contracted orthodontic activity (UOA)	0
Carry forward orthodontic activity (UOA)	0
Baseline contract value	£308,079.89

### ACCESS\*

Patients seen in 24 months	Total	Change since previous quarter
Quarter ending December 2016	3,759	
Quarter ending March 2017	3,712	↓
Quarter ending June 2017	3,691	→
Quarter ending September 2017	3,668	→
Quarter ending December 2017	3,656	→
<b>Variance since December 2016</b>	<b>(2.7%)</b>	<b>↓</b>



### ACTIVITY



Month	Adjusted Scheduled Activity (UDA)	
	2017	2018
April	402	405
May	1,203	1,086
June	1,869	1,538
July	2,635	2,474
August	3,389	3,199
September	4,246	4,171
October	5,137	4,851
November	5,841	5,799
December	6,546	6,594
January	7,346	
February	8,282	
March	9,023	
April	9,634	
May	9,639	
June	9,637	

### QUALITY

	Quantity	Base Number	Contract	AT	Region	England
% of FP17s for the same patient ID Re-attending within 3 months - Children	95	857	11.1%	12.4%	12.9%	12.0%
% of FP17s for the same patient ID Re-attending within 3 months - Adults	540	2,293	23.5%	16.8%	16.5%	15.9%
% of FP17s for the same patient ID Re-attending between 3 & 9 months - Children	285	857	33.3%	57.3%	59.6%	58.0%
% of FP17s for the same patient ID Re-attending between 3 & 9 months - Adults	674	2,293	29.4%	50.6%	52.8%	50.5%
% of FP17s for Band 1 Urgent Courses	623	2,819	22.1%	10.2%	9.1%	9.0%
% of FP17s Relating to Free Repair or Replacements	46	2,819	1.6%	0.9%	1.0%	0.8%
% of FP17s Relating to Continuations	23	2,819	0.8%	1.0%	1.2%	1.1%
% of Patients satisfied with the dentistry they have received	2	2	N/A	91.8%	91.6%	91.5%
% of Patients satisfied with the time they had to wait for an appointment	2	2	N/A	88.2%	88.3%	87.9%

\* This is based on patients treated on this contract for their most recent course of treatment. Figures in italics indicate the base number of FP17s or Patient Questionnaire responses are less than 100. N/A is shown where the base number of responses is less than 10 during the period. % is calculated as Quantity/Base number\*100



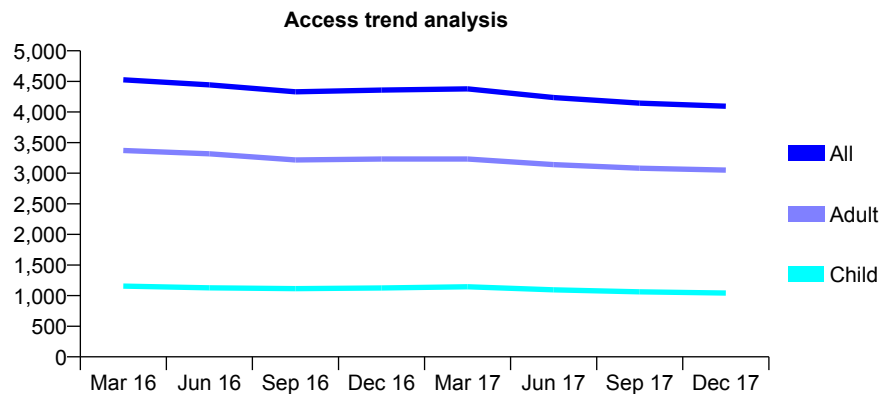
## Q46 - Vital Signs At a Glance Contract Report for 654159/0001 - December 2017

Name or company name	MISS SA GREEN
Contract type name	GDS Contract
Purpose of contract	General
Contract start date	01/04/2006
Contract end date	

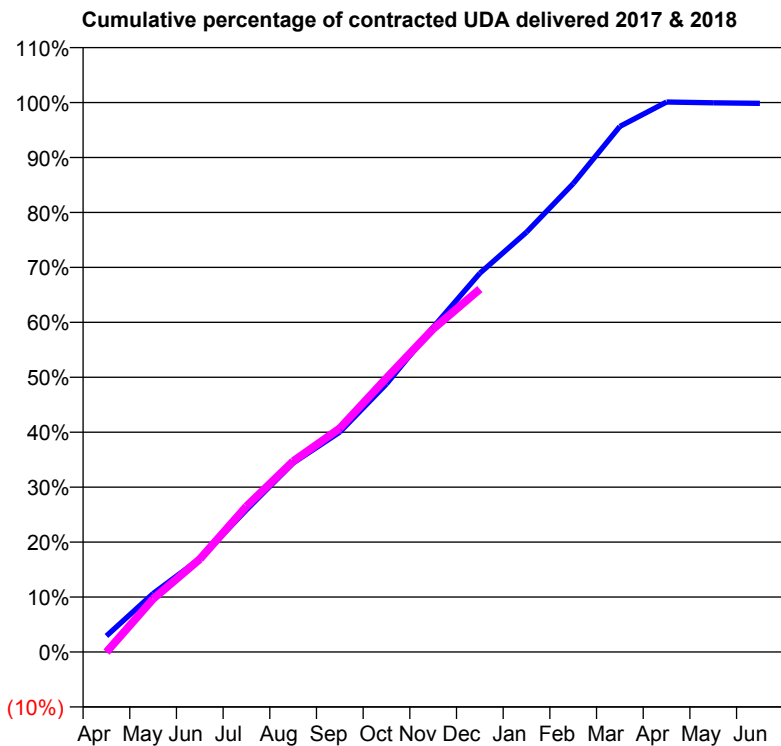
17/18 Contracted general activity (UDA)	11,993
Carry forward general activity (UDA)	17
17/18 Contracted orthodontic activity (UOA)	0
Carry forward orthodontic activity (UOA)	0
Baseline contract value	£331,523.81

### ACCESS\*

Patients seen in 24 months	Total	Change since previous quarter
Quarter ending December 2016	4,358	
Quarter ending March 2017	4,377	→
Quarter ending June 2017	4,236	↓
Quarter ending September 2017	4,145	↓
Quarter ending December 2017	4,094	↓
<b>Variance since December 2016</b>	<b>(6.1%)</b>	<b>↓</b>



### ACTIVITY



Month	Adjusted Scheduled Activity (UDA)	
	2017	2018
April	352	-4
May	1,276	1,160
June	2,037	2,026
July	3,105	3,179
August	4,125	4,165
September	4,802	4,883
October	5,851	5,979
November	7,089	7,050
December	8,267	7,919
January	9,162	
February	10,224	
March	11,471	
April	12,005	
May	11,985	
June	11,976	

### QUALITY

	Quantity	Base Number	Contract	AT	Region	England
% of FP17s for the same patient ID Re-attending within 3 months - Children	146	1,147	12.7%	12.4%	12.9%	12.0%
% of FP17s for the same patient ID Re-attending within 3 months - Adults	438	2,814	15.6%	16.8%	16.5%	15.9%
% of FP17s for the same patient ID Re-attending between 3 & 9 months - Children	554	1,147	48.3%	57.3%	59.6%	58.0%
% of FP17s for the same patient ID Re-attending between 3 & 9 months - Adults	1,079	2,814	38.3%	50.6%	52.8%	50.5%
% of FP17s for Band 1 Urgent Courses	441	3,746	11.8%	10.2%	9.1%	9.0%
% of FP17s Relating to Free Repair or Replacements	46	3,746	1.2%	0.9%	1.0%	0.8%
% of FP17s Relating to Continuations	87	3,746	2.3%	1.0%	1.2%	1.1%
% of Patients satisfied with the dentistry they have received	2	2	N/A	91.8%	91.6%	91.5%
% of Patients satisfied with the time they had to wait for an appointment	2	2	N/A	88.2%	88.3%	87.9%

\* This is based on patients treated on this contract for their most recent course of treatment. Figures in italics indicate the base number of FP17s or Patient Questionnaire responses are less than 100. N/A is shown where the base number of responses is less than 10 during the period. % is calculated as Quantity/Base number\*100

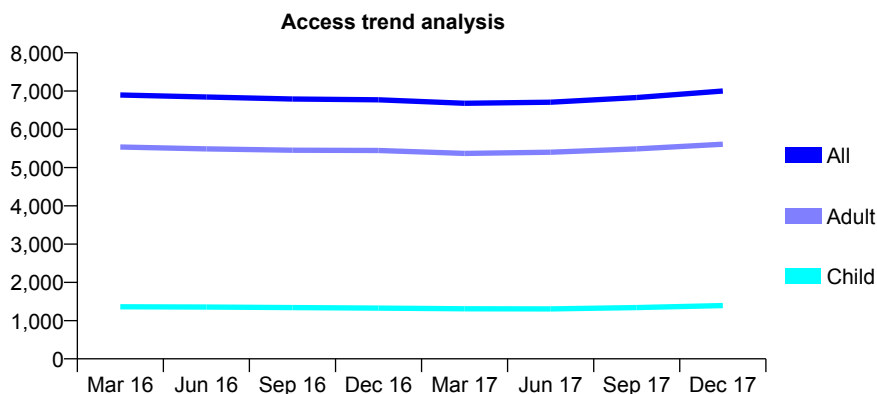
## Q46 - Vital Signs At a Glance Contract Report for 654388/0001 - December 2017

Name or company name	MR RJ DUNCALF
Contract type name	GDS Contract
Purpose of contract	General
Contract start date	01/04/2006
Contract end date	

17/18 Contracted general activity (UDA)	18,070
Carry forward general activity (UDA)	-361
17/18 Contracted orthodontic activity (UOA)	0
Carry forward orthodontic activity (UOA)	0
Baseline contract value	£453,053.68

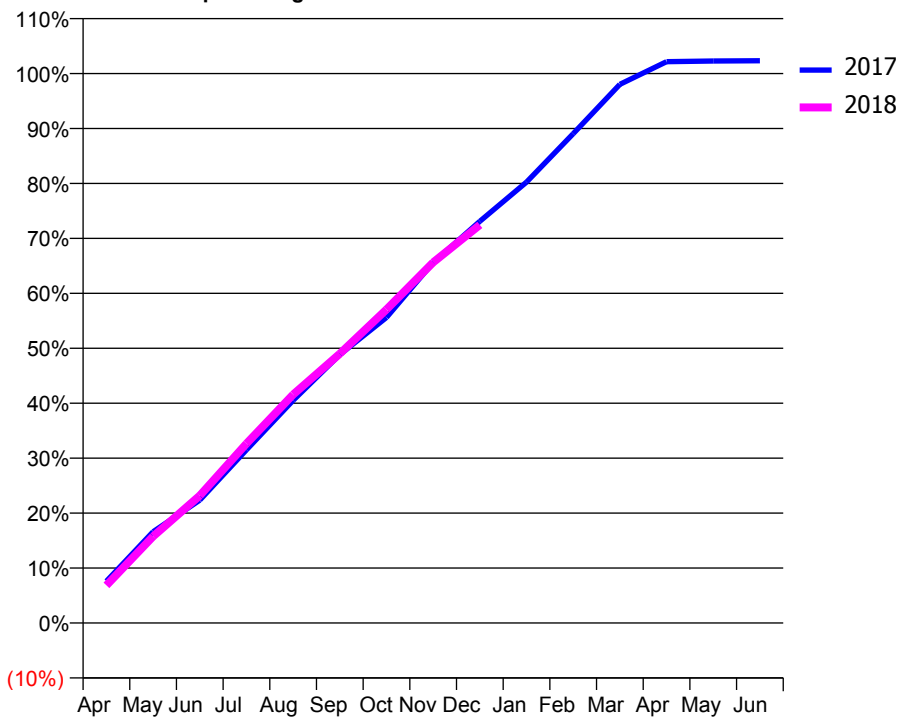
### ACCESS\*

Patients seen in 24 months	Total	Change since previous quarter
Quarter ending December 2016	6,772	
Quarter ending March 2017	6,679	↓
Quarter ending June 2017	6,709	→
Quarter ending September 2017	6,829	→
Quarter ending December 2017	7,001	↑
<b>Variance since December 2016</b>	<b>3.4%</b>	<b>↑</b>



### ACTIVITY

**Cumulative percentage of contracted UDA delivered 2017 & 2018**



Month	Adjusted Scheduled Activity (UDA)	
	2017	2018
April	1,376	1,238
May	3,002	2,848
June	4,040	4,190
July	5,695	5,900
August	7,320	7,513
September	8,825	8,854
October	10,049	10,313
November	11,854	11,861
December	13,210	13,091
January	14,501	
February	16,092	
March	17,711	
April	18,461	
May	18,479	
June	18,491	

### QUALITY

	Quantity	Base Number	Contract	AT	Region	England
% of FP17s for the same patient ID Re-attending within 3 months - Children	213	1,860	11.5%	12.4%	12.9%	12.0%
% of FP17s for the same patient ID Re-attending within 3 months - Adults	920	6,407	14.4%	16.8%	16.5%	15.9%
% of FP17s for the same patient ID Re-attending between 3 & 9 months - Children	975	1,860	52.4%	57.3%	59.6%	58.0%
% of FP17s for the same patient ID Re-attending between 3 & 9 months - Adults	3,660	6,407	57.1%	50.6%	52.8%	50.5%
% of FP17s for Band 1 Urgent Courses	712	7,914	9.0%	10.2%	9.1%	9.0%
% of FP17s Relating to Free Repair or Replacements	70	7,914	0.9%	0.9%	1.0%	0.8%
% of FP17s Relating to Continuations	179	7,914	2.3%	1.0%	1.2%	1.1%
% of Patients satisfied with the dentistry they have received	9	9	N/A	91.8%	91.6%	91.5%
% of Patients satisfied with the time they had to wait for an appointment	8	9	N/A	88.2%	88.3%	87.9%

\* This is based on patients treated on this contract for their most recent course of treatment. Figures in italics indicate the base number of FP17s or Patient Questionnaire responses are less than 100. N/A is shown where the base number of responses is less than 10 during the period. % is calculated as Quantity/Base number\*100

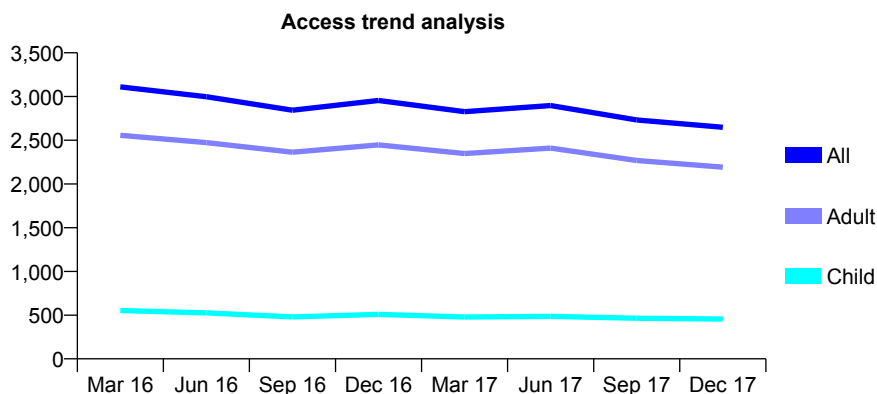
## Q46 - Vital Signs At a Glance Contract Report for 656577/0001 - December 2017

Name or company name	MR C CARRE
Contract type name	GDS Contract
Purpose of contract	General
Contract start date	01/04/2006
Contract end date	

17/18 Contracted general activity (UDA)	9,963
Carry forward general activity (UDA)	0
17/18 Contracted orthodontic activity (UOA)	0
Carry forward orthodontic activity (UOA)	0
Baseline contract value	£246,344.67

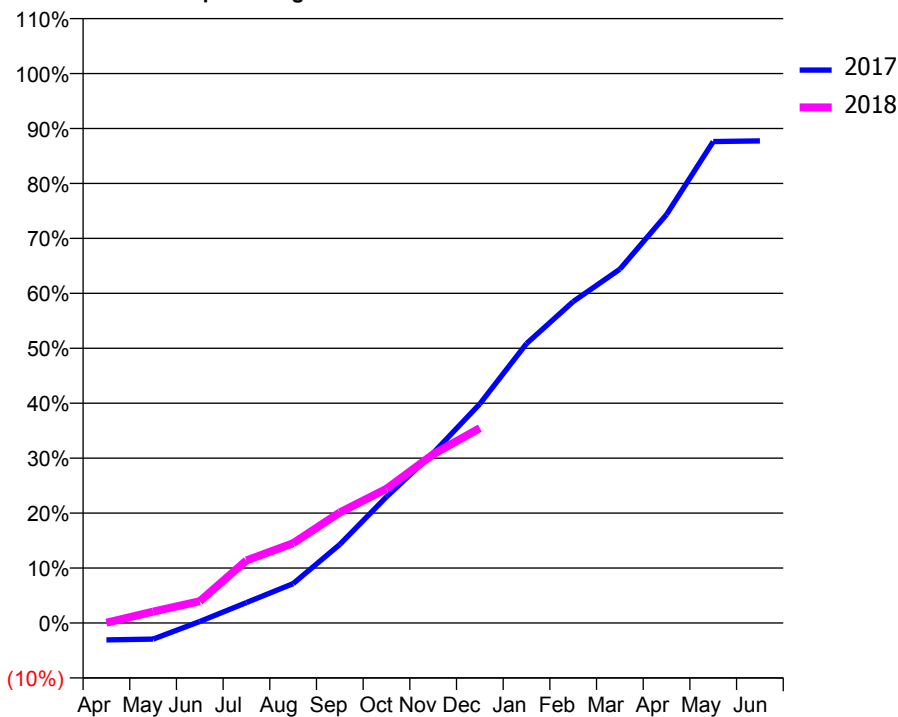
### ACCESS\*

Patients seen in 24 months	Total	Change since previous quarter
Quarter ending December 2016	2,955	
Quarter ending March 2017	2,826	↓
Quarter ending June 2017	2,897	↑
Quarter ending September 2017	2,732	↓
Quarter ending December 2017	2,648	↓
<b>Variance since December 2016</b>	<b>(10.4%)</b>	<b>↓</b>



### ACTIVITY

Cumulative percentage of contracted UDA delivered 2017 & 2018



Month	Adjusted Scheduled Activity (UDA)	
	2017	2018
April	-309	5
May	-293	208
June	28	395
July	370	1,136
August	716	1,447
September	1,425	2,005
October	2,288	2,434
November	3,081	3,059
December	3,973	3,533
January	5,067	
February	5,827	
March	6,415	
April	7,407	
May	8,729	
June	8,741	

### QUALITY

	Quantity	Base Number	Contract	AT	Region	England
% of FP17s for the same patient ID Re-attending within 3 months - Children	10	322	3.1%	12.4%	12.9%	12.0%
% of FP17s for the same patient ID Re-attending within 3 months - Adults	320	1,835	17.4%	16.8%	16.5%	15.9%
% of FP17s for the same patient ID Re-attending between 3 & 9 months - Children	93	322	28.9%	57.3%	59.6%	58.0%
% of FP17s for the same patient ID Re-attending between 3 & 9 months - Adults	654	1,835	35.6%	50.6%	52.8%	50.5%
% of FP17s for Band 1 Urgent Courses	41	1,462	2.8%	10.2%	9.1%	9.0%
% of FP17s Relating to Free Repair or Replacements	18	1,462	1.2%	0.9%	1.0%	0.8%
% of FP17s Relating to Continuations	29	1,462	2.0%	1.0%	1.2%	1.1%
% of Patients satisfied with the dentistry they have received	3	3	N/A	91.8%	91.6%	91.5%
% of Patients satisfied with the time they had to wait for an appointment	3	3	N/A	88.2%	88.3%	87.9%

\* This is based on patients treated on this contract for their most recent course of treatment. Figures in italics indicate the base number of FP17s or Patient Questionnaire responses are less than 100. N/A is shown where the base number of responses is less than 10 during the period. % is calculated as Quantity/Base number\*100

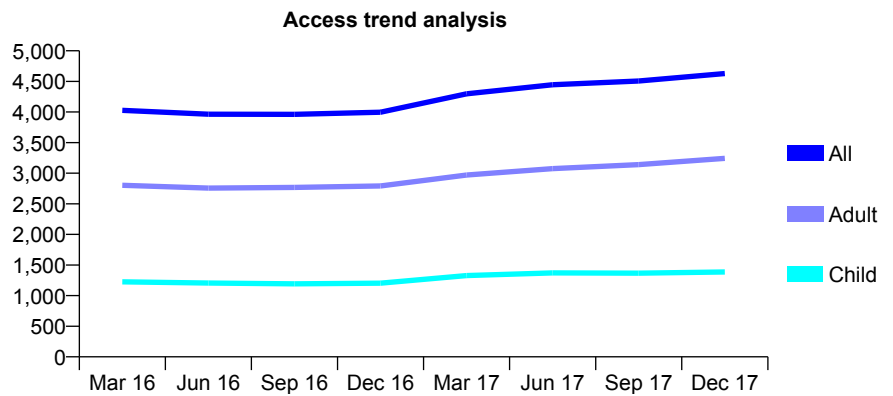
## Q46 - Vital Signs At a Glance Contract Report for 676616/0001 - December 2017

Name or company name	MR RJ DORRINGTON
Contract type name	Pilot Contract
Purpose of contract	General and Orthodontic
Contract start date	01/04/2006
Contract end date	

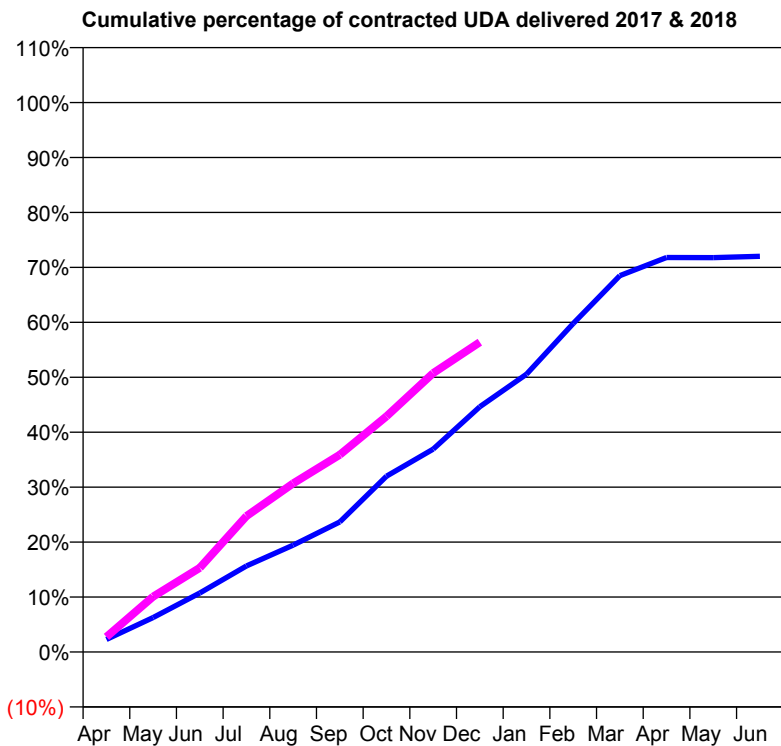
17/18 Contracted general activity (UDA)	13,620
Carry forward general activity (UDA)	0
17/18 Contracted orthodontic activity (UOA)	1,482
Carry forward orthodontic activity (UOA)	0
Baseline contract value	£405,264.28

### ACCESS\*

Patients seen in 24 months	Total	Change since previous quarter
Quarter ending December 2016	3,997	
Quarter ending March 2017	4,297	↑
Quarter ending June 2017	4,446	↑
Quarter ending September 2017	4,507	→
Quarter ending December 2017	4,629	↑
<b>Variance since December 2016</b>	<b>15.8%</b>	<b>↑</b>



### ACTIVITY



Month	Adjusted Scheduled Activity (UDA)	
	2017	2018
April	311	376
May	854	1,375
June	1,462	2,086
July	2,134	3,369
August	2,649	4,180
September	3,223	4,889
October	4,357	5,843
November	5,030	6,913
December	6,081	7,680
January	6,887	
February	8,142	
March	9,329	
April	9,778	
May	9,776	
June	9,809	

### QUALITY

	Quantity	Base Number	Contract	AT	Region	England
% of FP17s for the same patient ID Re-attending within 3 months - Children	158	1,585	10.0%	12.4%	12.9%	12.0%
% of FP17s for the same patient ID Re-attending within 3 months - Adults	488	2,955	16.5%	16.8%	16.5%	15.9%
% of FP17s for the same patient ID Re-attending between 3 & 9 months - Children	709	1,585	44.7%	57.3%	59.6%	58.0%
% of FP17s for the same patient ID Re-attending between 3 & 9 months - Adults	1,037	2,955	35.1%	50.6%	52.8%	50.5%
% of FP17s for Band 1 Urgent Courses	161	4,043	4.0%	10.2%	9.1%	9.0%
% of FP17s Relating to Free Repair or Replacements	71	4,043	1.8%	0.9%	1.0%	0.8%
% of FP17s Relating to Continuations	10	4,043	0.2%	1.0%	1.2%	1.1%
% of Patients satisfied with the dentistry they have received	2	2	N/A	91.8%	91.6%	91.5%
% of Patients satisfied with the time they had to wait for an appointment	2	2	N/A	88.2%	88.3%	87.9%

\* This is based on patients treated on this contract for their most recent course of treatment. Figures in italics indicate the base number of FP17s or Patient Questionnaire responses are less than 100. N/A is shown where the base number of responses is less than 10 during the period. % is calculated as Quantity/Base number\*100

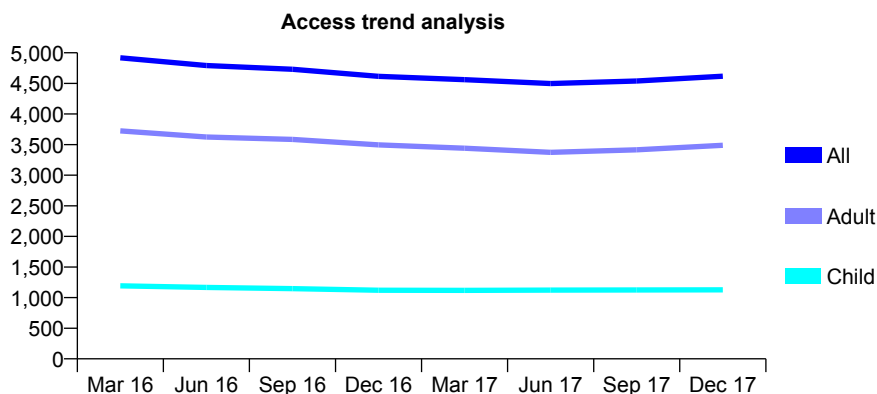
## Q46 - Vital Signs At a Glance Contract Report for 678821/0001 - December 2017

Name or company name	MR DB SINGH
Contract type name	GDS Contract
Purpose of contract	General
Contract start date	01/04/2006
Contract end date	

17/18 Contracted general activity (UDA)	16,876
Carry forward general activity (UDA)	8
17/18 Contracted orthodontic activity (UOA)	0
Carry forward orthodontic activity (UOA)	0
Baseline contract value	£543,857.74

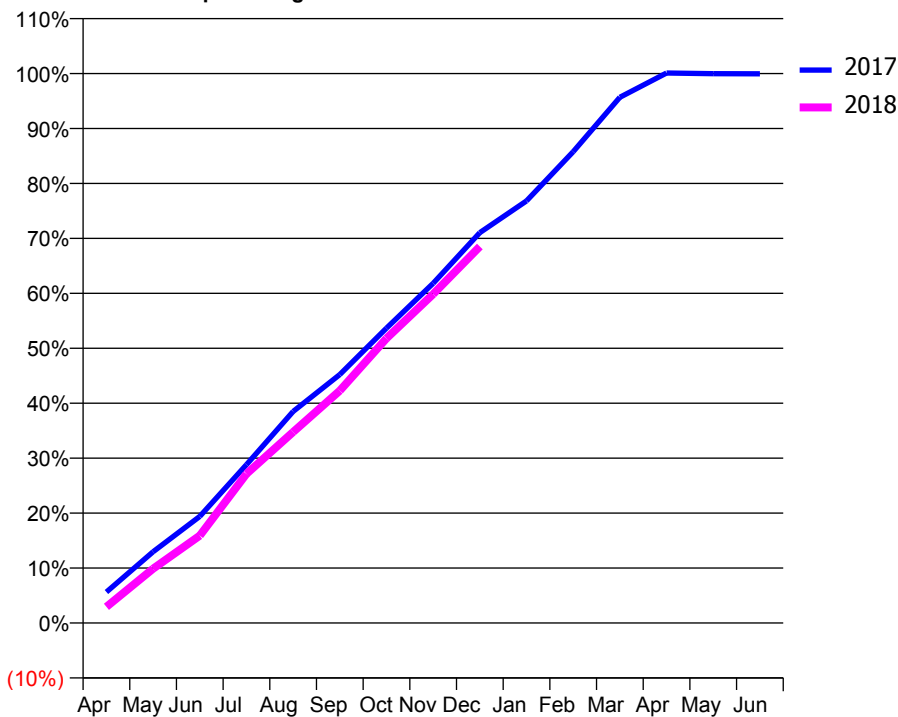
### ACCESS\*

Patients seen in 24 months	Total	Change since previous quarter
Quarter ending December 2016	4,615	
Quarter ending March 2017	4,560	↓
Quarter ending June 2017	4,497	↓
Quarter ending September 2017	4,539	→
Quarter ending December 2017	4,617	→
<b>Variance since December 2016</b>	<b>0.0%</b>	<b>→</b>



### ACTIVITY

Cumulative percentage of contracted UDA delivered 2017 & 2018



Month	Adjusted Scheduled Activity (UDA)	
	2017	2018
April	951	497
May	2,191	1,671
June	3,274	2,686
July	4,861	4,582
August	6,496	5,867
September	7,633	7,136
October	9,058	8,740
November	10,434	10,101
December	11,990	11,564
January	12,964	
February	14,473	
March	16,147	
April	16,890	
May	16,869	
June	16,868	

### QUALITY

	Quantity	Base Number	Contract	AT	Region	England
% of FP17s for the same patient ID Re-attending within 3 months - Children	75	1,233	6.1%	12.4%	12.9%	12.0%
% of FP17s for the same patient ID Re-attending within 3 months - Adults	344	3,678	9.4%	16.8%	16.5%	15.9%
% of FP17s for the same patient ID Re-attending between 3 & 9 months - Children	737	1,233	59.8%	57.3%	59.6%	58.0%
% of FP17s for the same patient ID Re-attending between 3 & 9 months - Adults	2,155	3,678	58.6%	50.6%	52.8%	50.5%
% of FP17s for Band 1 Urgent Courses	323	4,639	7.0%	10.2%	9.1%	9.0%
% of FP17s Relating to Free Repair or Replacements	19	4,639	0.4%	0.9%	1.0%	0.8%
% of FP17s Relating to Continuations	17	4,639	0.4%	1.0%	1.2%	1.1%
% of Patients satisfied with the dentistry they have received	3	3	N/A	91.8%	91.6%	91.5%
% of Patients satisfied with the time they had to wait for an appointment	3	3	N/A	88.2%	88.3%	87.9%

\* This is based on patients treated on this contract for their most recent course of treatment. Figures in italics indicate the base number of FP17s or Patient Questionnaire responses are less than 100. N/A is shown where the base number of responses is less than 10 during the period. % is calculated as Quantity/Base number\*100

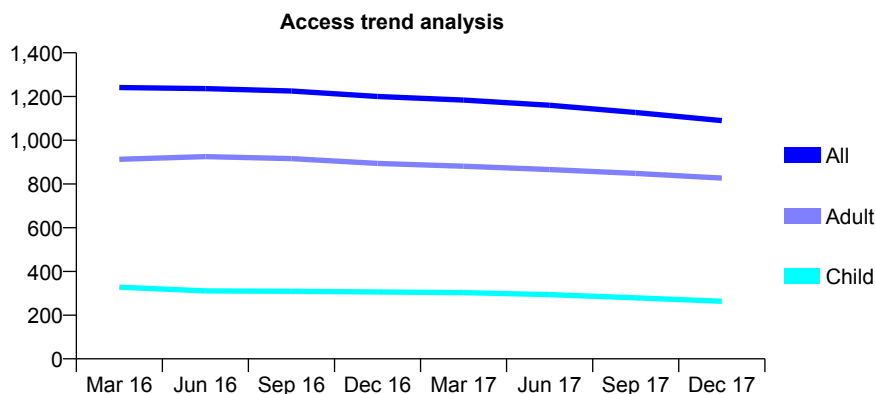
## Q46 - Vital Signs At a Glance Contract Report for 679224/0001 - December 2017

Name or company name	Veenu Singla & Duncan Harrop
Contract type name	GDS Contract
Purpose of contract	General and Orthodontic
Contract start date	01/04/2006
Contract end date	

17/18 Contracted general activity (UDA)	3,916
Carry forward general activity (UDA)	-29
17/18 Contracted orthodontic activity (UOA)	523
Carry forward orthodontic activity (UOA)	-10
Baseline contract value	£152,768.19

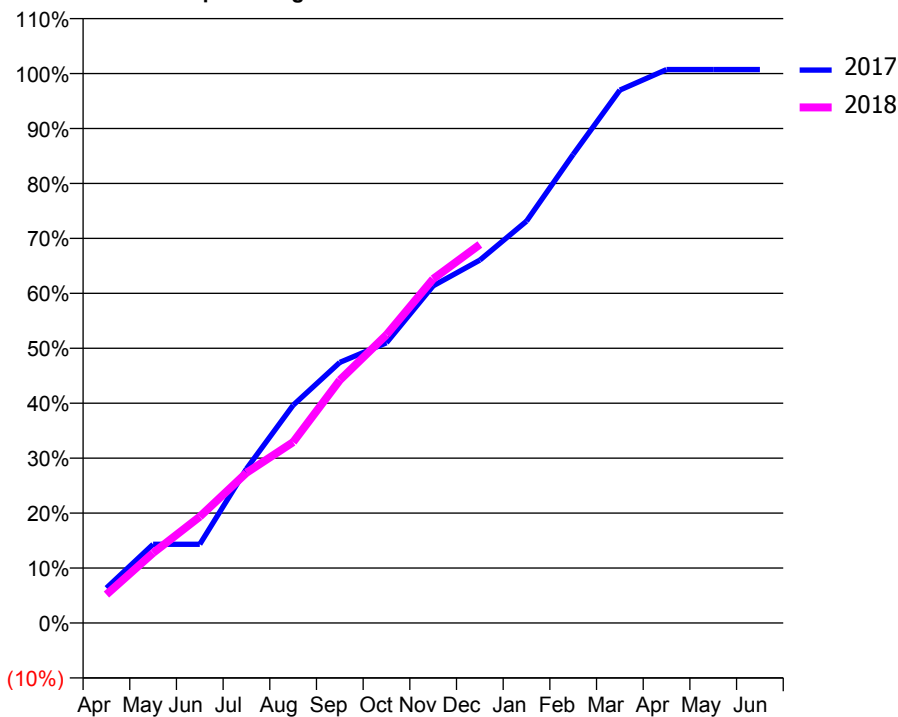
### ACCESS\*

Patients seen in 24 months	Total	Change since previous quarter
Quarter ending December 2016	1,200	
Quarter ending March 2017	1,184	↓
Quarter ending June 2017	1,160	↓
Quarter ending September 2017	1,127	↓
Quarter ending December 2017	1,090	↓
<b>Variance since December 2016</b>	<b>(9.2%)</b>	<b>↓</b>



### ACTIVITY

Cumulative percentage of contracted UDA delivered 2017 & 2018



Month	Adjusted Scheduled Activity (UDA)	
	2017	2018
April	250	203
May	561	500
June	561	757
July	1,099	1,071
August	1,552	1,289
September	1,857	1,731
October	1,997	2,054
November	2,403	2,452
December	2,586	2,698
January	2,864	
February	3,339	
March	3,798	
April	3,945	
May	3,945	
June	3,945	

### QUALITY

	Quantity	Base Number	Contract	AT	Region	England
% of FP17s for the same patient ID Re-attending within 3 months - Children	99	449	22.0%	12.4%	12.9%	12.0%
% of FP17s for the same patient ID Re-attending within 3 months - Adults	126	826	15.3%	16.8%	16.5%	15.9%
% of FP17s for the same patient ID Re-attending between 3 & 9 months - Children	207	449	46.1%	57.3%	59.6%	58.0%
% of FP17s for the same patient ID Re-attending between 3 & 9 months - Adults	474	826	57.4%	50.6%	52.8%	50.5%
% of FP17s for Band 1 Urgent Courses	110	1,128	9.8%	10.2%	9.1%	9.0%
% of FP17s Relating to Free Repair or Replacements	1	1,128	0.1%	0.9%	1.0%	0.8%
% of FP17s Relating to Continuations	4	1,128	0.4%	1.0%	1.2%	1.1%
% of Patients satisfied with the dentistry they have received	8	9	N/A	91.8%	91.6%	91.5%
% of Patients satisfied with the time they had to wait for an appointment	9	9	N/A	88.2%	88.3%	87.9%

\* This is based on patients treated on this contract for their most recent course of treatment. Figures in italics indicate the base number of FP17s or Patient Questionnaire responses are less than 100. N/A is shown where the base number of responses is less than 10 during the period. % is calculated as Quantity/Base number\*100

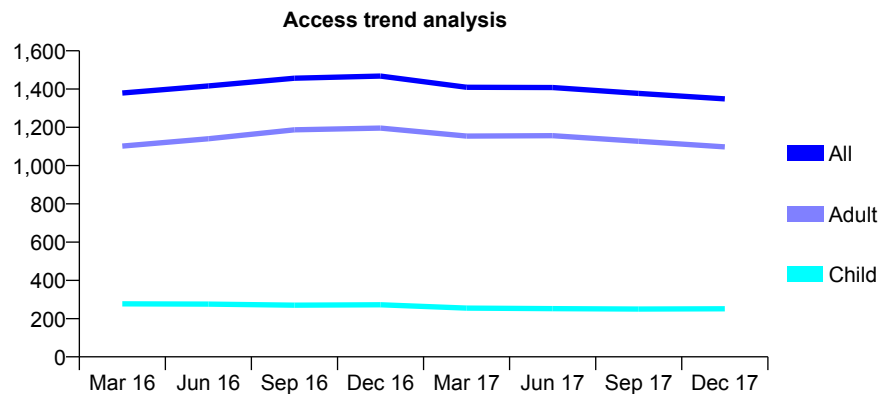
## Q46 - Vital Signs At a Glance Contract Report for 682365/0013 - December 2017

Name or company name	MR QM JAFFRI
Contract type name	GDS Contract
Purpose of contract	General
Contract start date	01/01/2015
Contract end date	

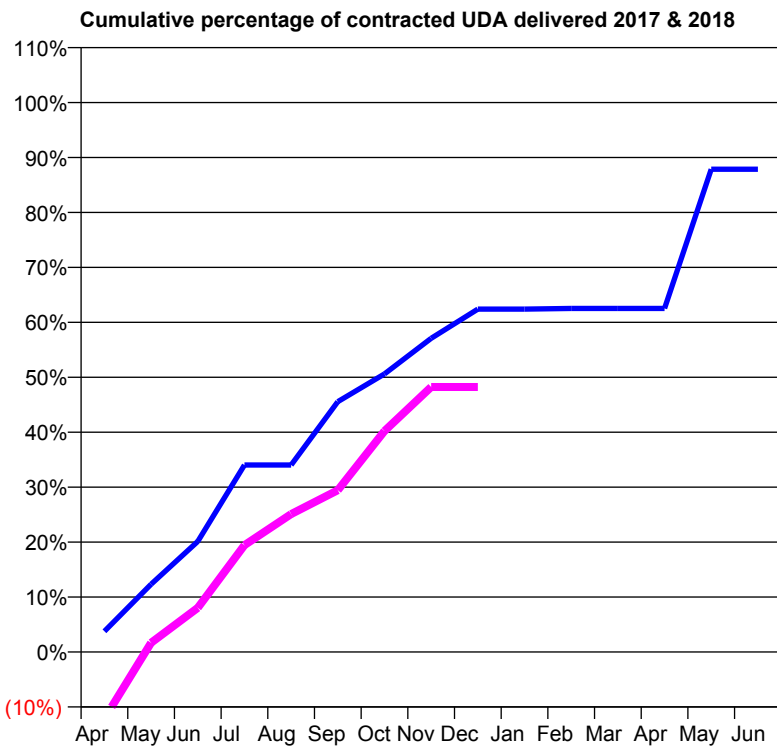
17/18 Contracted general activity (UDA)	4,694
Carry forward general activity (UDA)	570
17/18 Contracted orthodontic activity (UOA)	0
Carry forward orthodontic activity (UOA)	0
Baseline contract value	£112,839.67

### ACCESS\*

Patients seen in 24 months	Total	Change since previous quarter
Quarter ending December 2016	1,468	
Quarter ending March 2017	1,409	↓
Quarter ending June 2017	1,408	→
Quarter ending September 2017	1,377	↓
Quarter ending December 2017	1,349	↓
<b>Variance since December 2016</b>	<b>(8.1%)</b>	<b>↓</b>



### ACTIVITY



Month	Adjusted Scheduled Activity (UDA)	
	2017	2018
April	177	-570
May	579	79
June	945	377
July	1,598	913
August	1,598	1,178
September	2,139	1,382
October	2,376	1,889
November	2,680	2,263
December	2,929	2,263
January	2,929	
February	2,935	
March	2,935	
April	2,935	
May	4,124	
June	4,124	

### QUALITY

	Quantity	Base Number	Contract	AT	Region	England
% of FP17s for the same patient ID Re-attending within 3 months - Children	28	394	7.1%	12.4%	12.9%	12.0%
% of FP17s for the same patient ID Re-attending within 3 months - Adults	151	1,583	9.5%	16.8%	16.5%	15.9%
% of FP17s for the same patient ID Re-attending between 3 & 9 months - Children	260	394	66.0%	57.3%	59.6%	58.0%
% of FP17s for the same patient ID Re-attending between 3 & 9 months - Adults	1,109	1,583	70.1%	50.6%	52.8%	50.5%
% of FP17s for Band 1 Urgent Courses	92	1,342	6.9%	10.2%	9.1%	9.0%
% of FP17s Relating to Free Repair or Replacements	10	1,342	0.7%	0.9%	1.0%	0.8%
% of FP17s Relating to Continuations	0	1,342	0.0%	1.0%	1.2%	1.1%
% of Patients satisfied with the dentistry they have received	2	2	N/A	91.8%	91.6%	91.5%
% of Patients satisfied with the time they had to wait for an appointment	2	2	N/A	88.2%	88.3%	87.9%

\* This is based on patients treated on this contract for their most recent course of treatment. Figures in italics indicate the base number of FP17s or Patient Questionnaire responses are less than 100. N/A is shown where the base number of responses is less than 10 during the period. % is calculated as Quantity/Base number\*100

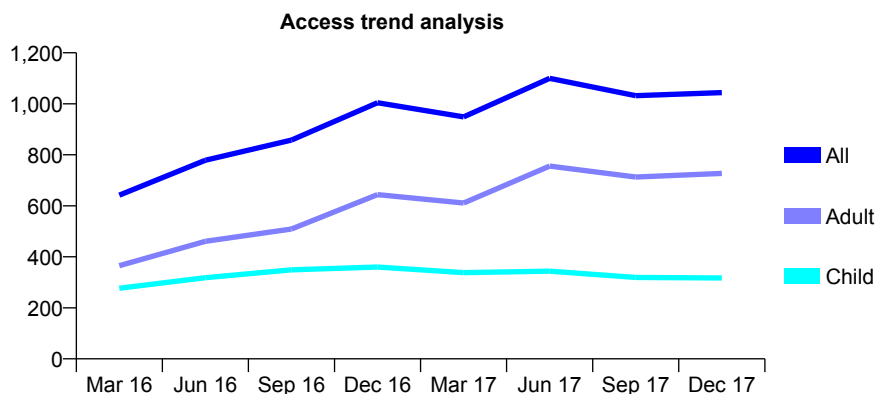
## Q46 - Vital Signs At a Glance Contract Report for 683728/0001 - December 2017

Name or company name	MR N KHALID
Contract type name	GDS Contract
Purpose of contract	General
Contract start date	01/11/2014
Contract end date	

17/18 Contracted general activity (UDA)	4,751
Carry forward general activity (UDA)	168
17/18 Contracted orthodontic activity (UOA)	0
Carry forward orthodontic activity (UOA)	0
Baseline contract value	£158,828.83

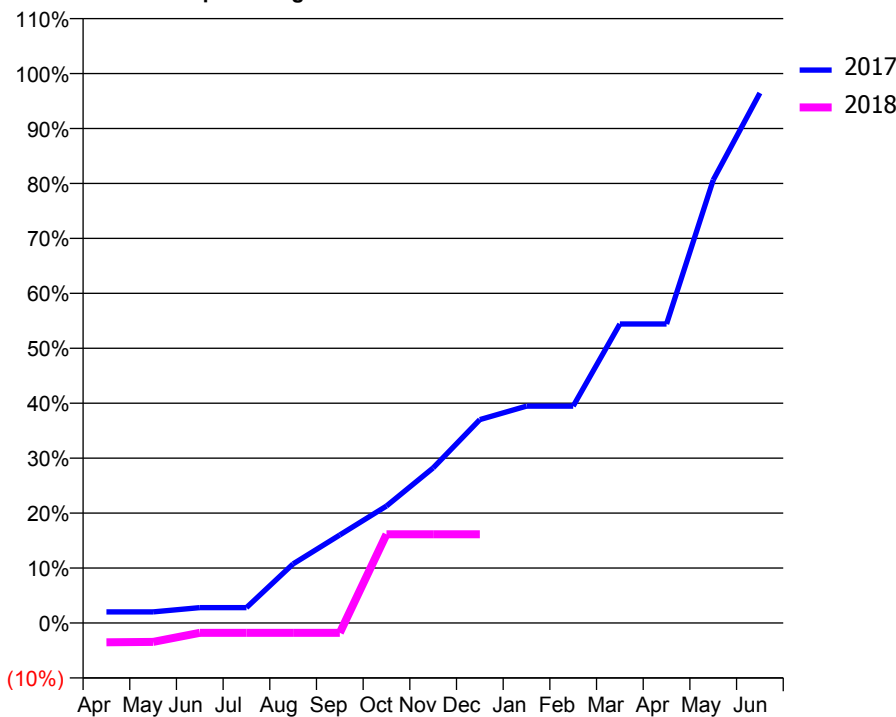
### ACCESS\*

Patients seen in 24 months	Total	Change since previous quarter
Quarter ending December 2016	1,004	
Quarter ending March 2017	949	↓
Quarter ending June 2017	1,100	↑
Quarter ending September 2017	1,032	↓
Quarter ending December 2017	1,044	→
<b>Variance since December 2016</b>	<b>4.0%</b>	<b>↑</b>



### ACTIVITY

Cumulative percentage of contracted UDA delivered 2017 & 2018



Month	Adjusted Scheduled Activity (UDA)	
	2017	2018
April	96	-168
May	96	-164
June	133	-86
July	133	-86
August	511	-86
September	762	-86
October	1,011	768
November	1,342	768
December	1,759	768
January	1,875	
February	1,875	
March	2,585	
April	2,585	
May	3,831	
June	4,583	

### QUALITY

	Quantity	Base Number	Contract	AT	Region	England
% of FP17s for the same patient ID Re-attending within 3 months - Children	6	216	2.8%	12.4%	12.9%	12.0%
% of FP17s for the same patient ID Re-attending within 3 months - Adults	40	462	8.7%	16.8%	16.5%	15.9%
% of FP17s for the same patient ID Re-attending between 3 & 9 months - Children	97	216	44.9%	57.3%	59.6%	58.0%
% of FP17s for the same patient ID Re-attending between 3 & 9 months - Adults	142	462	30.7%	50.6%	52.8%	50.5%
% of FP17s for Band 1 Urgent Courses	20	281	7.1%	10.2%	9.1%	9.0%
% of FP17s Relating to Free Repair or Replacements	0	281	0.0%	0.9%	1.0%	0.8%
% of FP17s Relating to Continuations	1	281	0.4%	1.0%	1.2%	1.1%
% of Patients satisfied with the dentistry they have received	5	7	N/A	91.8%	91.6%	91.5%
% of Patients satisfied with the time they had to wait for an appointment	5	7	N/A	88.2%	88.3%	87.9%

\* This is based on patients treated on this contract for their most recent course of treatment. Figures in italics indicate the base number of FP17s or Patient Questionnaire responses are less than 100. N/A is shown where the base number of responses is less than 10 during the period. % is calculated as Quantity/Base number\*100



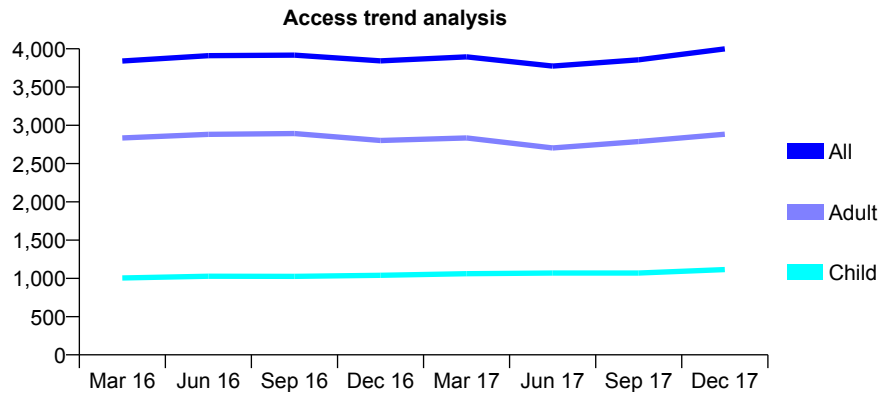
## Q46 - Vital Signs At a Glance Contract Report for 683833/0001 - December 2017

Name or company name	MR N ARIF
Contract type name	GDS Contract
Purpose of contract	General
Contract start date	19/12/2012
Contract end date	

17/18 Contracted general activity (UDA)	9,892
Carry forward general activity (UDA)	-158
17/18 Contracted orthodontic activity (UOA)	0
Carry forward orthodontic activity (UOA)	0
Baseline contract value	£236,556.11

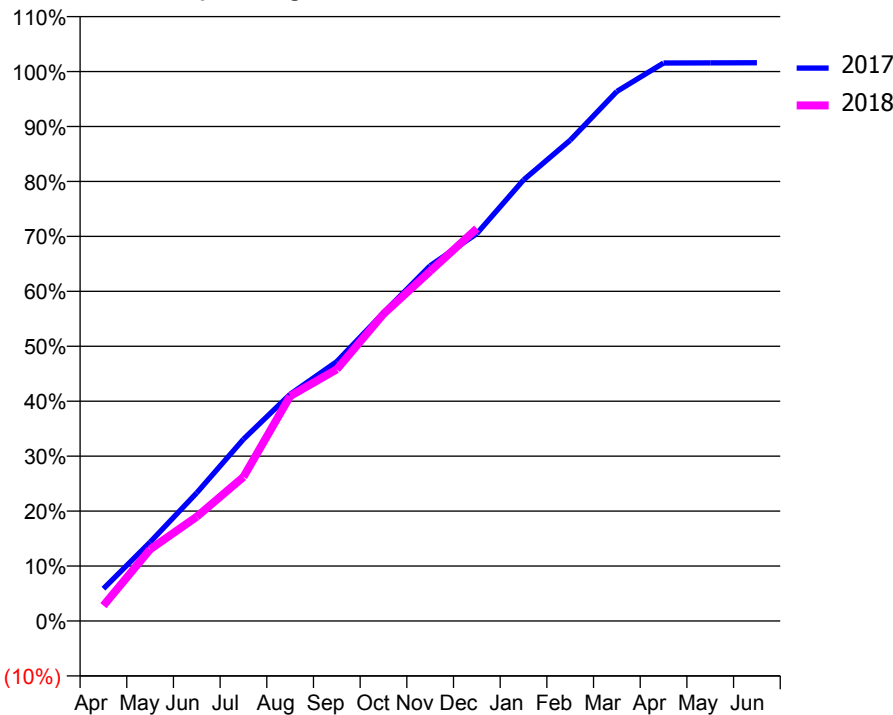
### ACCESS\*

Patients seen in 24 months	Total	Change since previous quarter
Quarter ending December 2016	3,842	
Quarter ending March 2017	3,895	→
Quarter ending June 2017	3,775	↓
Quarter ending September 2017	3,857	↑
Quarter ending December 2017	3,999	↑
<b>Variance since December 2016</b>	<b>4.1%</b>	<b>↑</b>



### ACTIVITY

Cumulative percentage of contracted UDA delivered 2017 & 2018



Month	Adjusted Scheduled Activity (UDA)	
	2017	2018
April	582	276
May	1,420	1,289
June	2,307	1,878
July	3,273	2,594
August	4,083	4,049
September	4,670	4,530
October	5,549	5,527
November	6,397	6,298
December	6,976	7,065
January	7,940	
February	8,655	
March	9,533	
April	10,045	
May	10,046	
June	10,050	

### QUALITY

	Quantity	Base Number	Contract	AT	Region	England
% of FP17s for the same patient ID Re-attending within 3 months - Children	52	1,224	4.2%	12.4%	12.9%	12.0%
% of FP17s for the same patient ID Re-attending within 3 months - Adults	339	2,607	13.0%	16.8%	16.5%	15.9%
% of FP17s for the same patient ID Re-attending between 3 & 9 months - Children	798	1,224	65.2%	57.3%	59.6%	58.0%
% of FP17s for the same patient ID Re-attending between 3 & 9 months - Adults	1,060	2,607	40.7%	50.6%	52.8%	50.5%
% of FP17s for Band 1 Urgent Courses	203	3,586	5.7%	10.2%	9.1%	9.0%
% of FP17s Relating to Free Repair or Replacements	14	3,586	0.4%	0.9%	1.0%	0.8%
% of FP17s Relating to Continuations	48	3,586	1.3%	1.0%	1.2%	1.1%
% of Patients satisfied with the dentistry they have received	2	4	N/A	91.8%	91.6%	91.5%
% of Patients satisfied with the time they had to wait for an appointment	4	4	N/A	88.2%	88.3%	87.9%

\* This is based on patients treated on this contract for their most recent course of treatment. Figures in italics indicate the base number of FP17s or Patient Questionnaire responses are less than 100. N/A is shown where the base number of responses is less than 10 during the period. % is calculated as Quantity/Base number\*100

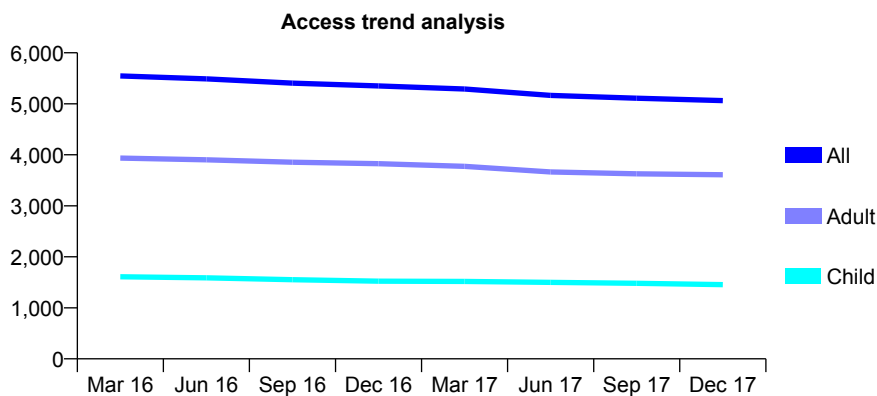
## Q46 - Vital Signs At a Glance Contract Report for 684422/0001 - December 2017

Name or company name	MISS R AGGARWAL
Contract type name	GDS Contract
Purpose of contract	General
Contract start date	01/04/2006
Contract end date	

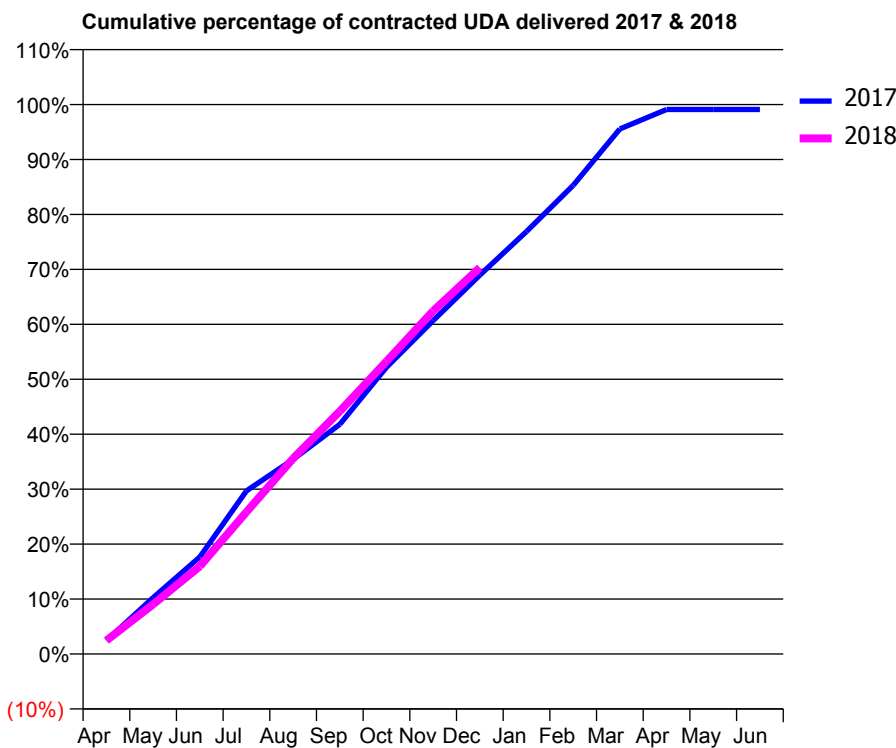
17/18 Contracted general activity (UDA)	16,100
Carry forward general activity (UDA)	145
17/18 Contracted orthodontic activity (UOA)	0
Carry forward orthodontic activity (UOA)	0
Baseline contract value	£454,076.81

### ACCESS\*

Patients seen in 24 months	Total	Change since previous quarter
Quarter ending December 2016	5,350	
Quarter ending March 2017	5,291	↓
Quarter ending June 2017	5,164	↓
Quarter ending September 2017	5,109	↓
Quarter ending December 2017	5,062	→
<b>Variance since December 2016</b>	<b>(5.4%)</b>	<b>↓</b>



### ACTIVITY



Month	Adjusted Scheduled Activity (UDA)	
	2017	2018
April	395	396
May	1,649	1,454
June	2,842	2,569
July	4,780	4,164
August	5,702	5,729
September	6,730	7,113
October	8,403	8,575
November	9,771	10,049
December	11,100	11,322
January	12,381	
February	13,730	
March	15,386	
April	15,954	
May	15,955	
June	15,955	

### QUALITY

	Quantity	Base Number	Contract	AT	Region	England
% of FP17s for the same patient ID Re-attending within 3 months - Children	101	1,732	5.8%	12.4%	12.9%	12.0%
% of FP17s for the same patient ID Re-attending within 3 months - Adults	402	4,000	10.1%	16.8%	16.5%	15.9%
% of FP17s for the same patient ID Re-attending between 3 & 9 months - Children	1,209	1,732	69.8%	57.3%	59.6%	58.0%
% of FP17s for the same patient ID Re-attending between 3 & 9 months - Adults	2,734	4,000	68.4%	50.6%	52.8%	50.5%
% of FP17s for Band 1 Urgent Courses	141	5,451	2.6%	10.2%	9.1%	9.0%
% of FP17s Relating to Free Repair or Replacements	94	5,451	1.7%	0.9%	1.0%	0.8%
% of FP17s Relating to Continuations	54	5,451	1.0%	1.0%	1.2%	1.1%
% of Patients satisfied with the dentistry they have received	6	6	N/A	91.8%	91.6%	91.5%
% of Patients satisfied with the time they had to wait for an appointment	6	6	N/A	88.2%	88.3%	87.9%

\* This is based on patients treated on this contract for their most recent course of treatment. Figures in italics indicate the base number of FP17s or Patient Questionnaire responses are less than 100. N/A is shown where the base number of responses is less than 10 during the period. % is calculated as Quantity/Base number\*100

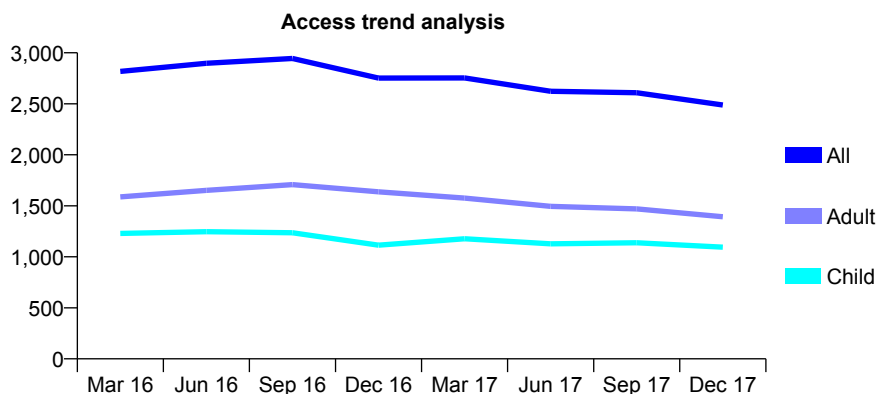
## Q46 - Vital Signs At a Glance Contract Report for 685259/0001 - December 2017

Name or company name	MR N MOHAMMAD
Contract type name	GDS Contract
Purpose of contract	General
Contract start date	01/04/2006
Contract end date	

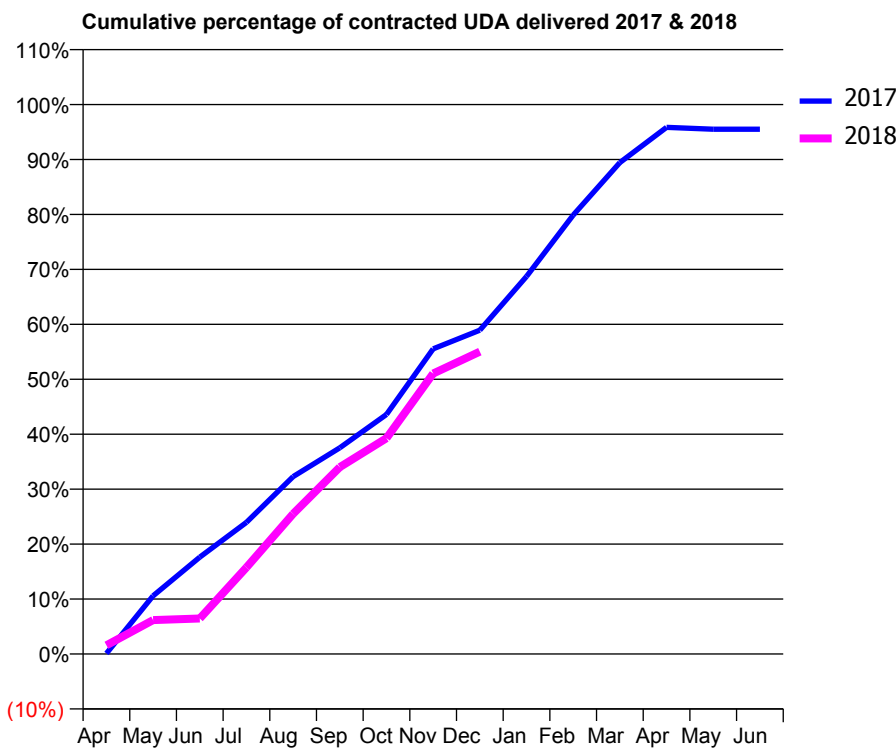
17/18 Contracted general activity (UDA)	6,949
Carry forward general activity (UDA)	0
17/18 Contracted orthodontic activity (UOA)	0
Carry forward orthodontic activity (UOA)	0
Baseline contract value	£191,977.21

### ACCESS\*

Patients seen in 24 months	Total	Change since previous quarter
Quarter ending December 2016	2,752	
Quarter ending March 2017	2,753	→
Quarter ending June 2017	2,623	↓
Quarter ending September 2017	2,608	→
Quarter ending December 2017	2,488	↓
<b>Variance since December 2016</b>	<b>(9.6%)</b>	<b>↓</b>



### ACTIVITY



Month	Adjusted Scheduled Activity (UDA)	
	2017	2018
April	8	111
May	735	430
June	1,224	450
July	1,665	1,095
August	2,243	1,773
September	2,608	2,364
October	3,029	2,729
November	3,860	3,547
December	4,095	3,824
January	4,776	
February	5,550	
March	6,214	
April	6,660	
May	6,636	
June	6,636	

### QUALITY

	Quantity	Base Number	Contract	AT	Region	England
% of FP17s for the same patient ID Re-attending within 3 months - Children	89	1,235	7.2%	12.4%	12.9%	12.0%
% of FP17s for the same patient ID Re-attending within 3 months - Adults	130	1,457	8.9%	16.8%	16.5%	15.9%
% of FP17s for the same patient ID Re-attending between 3 & 9 months - Children	704	1,235	57.0%	57.3%	59.6%	58.0%
% of FP17s for the same patient ID Re-attending between 3 & 9 months - Adults	823	1,457	56.5%	50.6%	52.8%	50.5%
% of FP17s for Band 1 Urgent Courses	163	2,419	6.7%	10.2%	9.1%	9.0%
% of FP17s Relating to Free Repair or Replacements	5	2,419	0.2%	0.9%	1.0%	0.8%
% of FP17s Relating to Continuations	0	2,419	0.0%	1.0%	1.2%	1.1%
% of Patients satisfied with the dentistry they have received	2	2	N/A	91.8%	91.6%	91.5%
% of Patients satisfied with the time they had to wait for an appointment	2	2	N/A	88.2%	88.3%	87.9%

\* This is based on patients treated on this contract for their most recent course of treatment. Figures in italics indicate the base number of FP17s or Patient Questionnaire responses are less than 100. N/A is shown where the base number of responses is less than 10 during the period. % is calculated as Quantity/Base number\*100

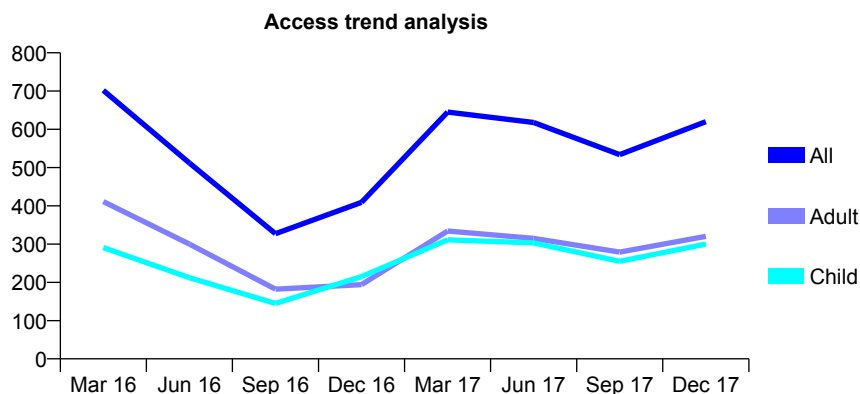
## Q46 - Vital Signs At a Glance Contract Report for 685259/0002 - December 2017

Name or company name	MR N MOHAMMAD
Contract type name	GDS Contract
Purpose of contract	General
Contract start date	04/02/2008
Contract end date	

17/18 Contracted general activity (UDA)	1,900
Carry forward general activity (UDA)	0
17/18 Contracted orthodontic activity (UOA)	0
Carry forward orthodontic activity (UOA)	0
Baseline contract value	£44,958.11

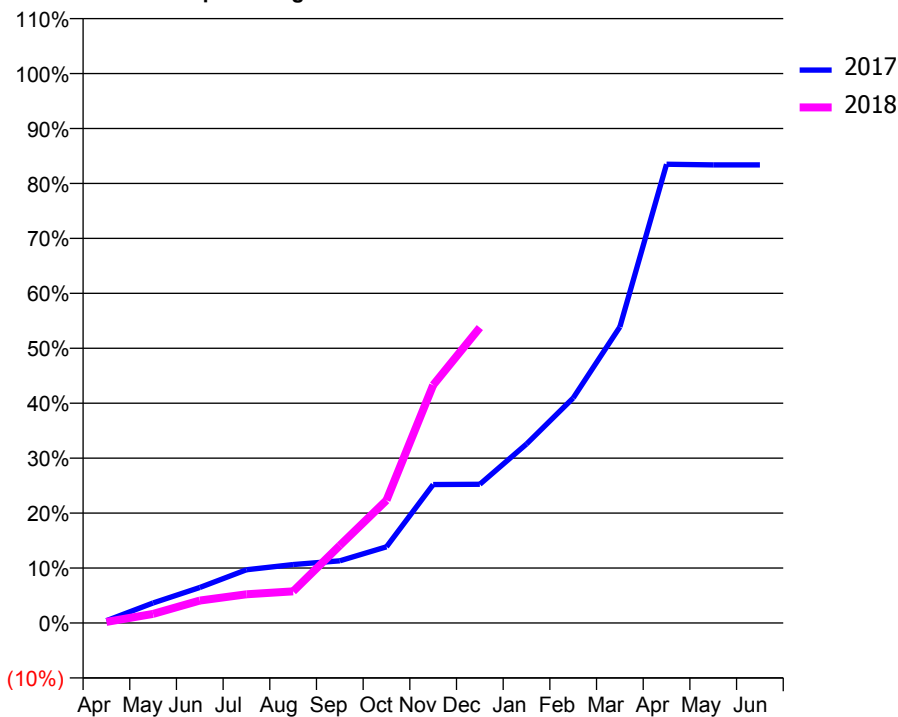
### ACCESS\*

Patients seen in 24 months	Total	Change since previous quarter
Quarter ending December 2016	409	
Quarter ending March 2017	645	↑
Quarter ending June 2017	618	↓
Quarter ending September 2017	534	↓
Quarter ending December 2017	620	↑
<b>Variance since December 2016</b>	<b>51.6%</b>	<b>↑</b>



### ACTIVITY

Cumulative percentage of contracted UDA delivered 2017 & 2018



Month	Adjusted Scheduled Activity (UDA)	
	2017	2018
April	8	4
May	69	32
June	123	78
July	184	99
August	202	109
September	215	268
October	264	425
November	479	823
December	480	1,021
January	619	
February	778	
March	1,024	
April	1,586	
May	1,584	
June	1,584	

### QUALITY

	Quantity	Base Number	Contract	AT	Region	England
% of FP17s for the same patient ID Re-attending within 3 months - Children	13	393	3.3%	12.4%	12.9%	12.0%
% of FP17s for the same patient ID Re-attending within 3 months - Adults	12	396	3.0%	16.8%	16.5%	15.9%
% of FP17s for the same patient ID Re-attending between 3 & 9 months - Children	40	393	10.2%	57.3%	59.6%	58.0%
% of FP17s for the same patient ID Re-attending between 3 & 9 months - Adults	22	396	5.6%	50.6%	52.8%	50.5%
% of FP17s for Band 1 Urgent Courses	64	490	13.1%	10.2%	9.1%	9.0%
% of FP17s Relating to Free Repair or Replacements	0	490	0.0%	0.9%	1.0%	0.8%
% of FP17s Relating to Continuations	0	490	0.0%	1.0%	1.2%	1.1%
% of Patients satisfied with the dentistry they have received	0	0	N/A	91.8%	91.6%	91.5%
% of Patients satisfied with the time they had to wait for an appointment	0	0	N/A	88.2%	88.3%	87.9%

\* This is based on patients treated on this contract for their most recent course of treatment. Figures in italics indicate the base number of FP17s or Patient Questionnaire responses are less than 100. N/A is shown where the base number of responses is less than 10 during the period. % is calculated as Quantity/Base number\*100

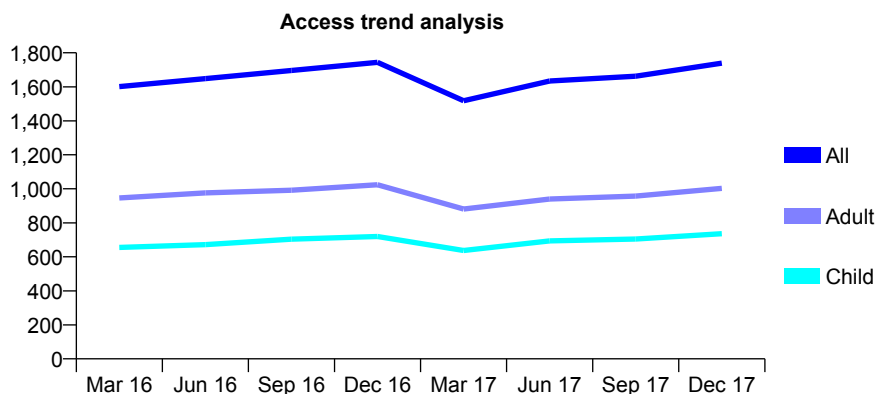
## Q46 - Vital Signs At a Glance Contract Report for 685259/0003 - December 2017

Name or company name	MR N MOHAMMAD
Contract type name	GDS Contract
Purpose of contract	General
Contract start date	01/08/2008
Contract end date	

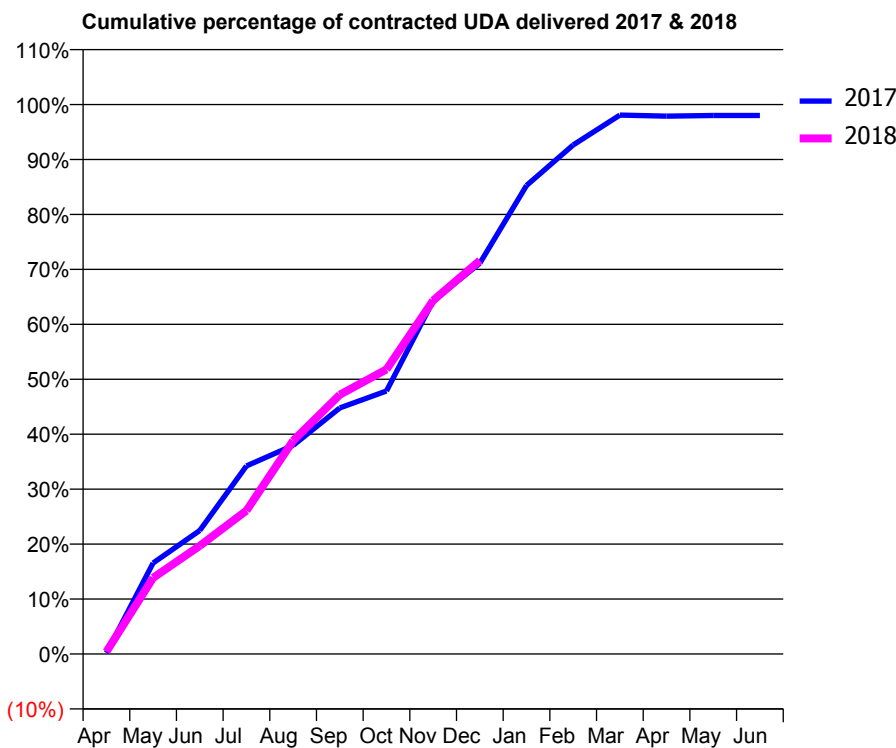
17/18 Contracted general activity (UDA)	4,000
Carry forward general activity (UDA)	80
17/18 Contracted orthodontic activity (UOA)	0
Carry forward orthodontic activity (UOA)	0
Baseline contract value	£108,699.46

### ACCESS\*

Patients seen in 24 months	Total	Change since previous quarter
Quarter ending December 2016	1,744	
Quarter ending March 2017	1,518	↓
Quarter ending June 2017	1,634	↑
Quarter ending September 2017	1,662	→
Quarter ending December 2017	1,739	↑
<b>Variance since December 2016</b>	<b>(0.3%)</b>	→



### ACTIVITY



Month	Adjusted Scheduled Activity (UDA)	
	2017	2018
April	8	17
May	663	555
June	899	787
July	1,369	1,044
August	1,519	1,553
September	1,791	1,887
October	1,914	2,072
November	2,571	2,574
December	2,844	2,865
January	3,410	
February	3,706	
March	3,923	
April	3,916	
May	3,920	
June	3,920	

### QUALITY

	Quantity	Base Number	Contract	AT	Region	England
% of FP17s for the same patient ID Re-attending within 3 months - Children	50	875	5.7%	12.4%	12.9%	12.0%
% of FP17s for the same patient ID Re-attending within 3 months - Adults	93	1,141	8.2%	16.8%	16.5%	15.9%
% of FP17s for the same patient ID Re-attending between 3 & 9 months - Children	441	875	50.4%	57.3%	59.6%	58.0%
% of FP17s for the same patient ID Re-attending between 3 & 9 months - Adults	558	1,141	48.9%	50.6%	52.8%	50.5%
% of FP17s for Band 1 Urgent Courses	157	2,016	7.8%	10.2%	9.1%	9.0%
% of FP17s Relating to Free Repair or Replacements	6	2,016	0.3%	0.9%	1.0%	0.8%
% of FP17s Relating to Continuations	0	2,016	0.0%	1.0%	1.2%	1.1%
% of Patients satisfied with the dentistry they have received	2	2	N/A	91.8%	91.6%	91.5%
% of Patients satisfied with the time they had to wait for an appointment	2	2	N/A	88.2%	88.3%	87.9%

\* This is based on patients treated on this contract for their most recent course of treatment. Figures in italics indicate the base number of FP17s or Patient Questionnaire responses are less than 100. N/A is shown where the base number of responses is less than 10 during the period. % is calculated as Quantity/Base number\*100

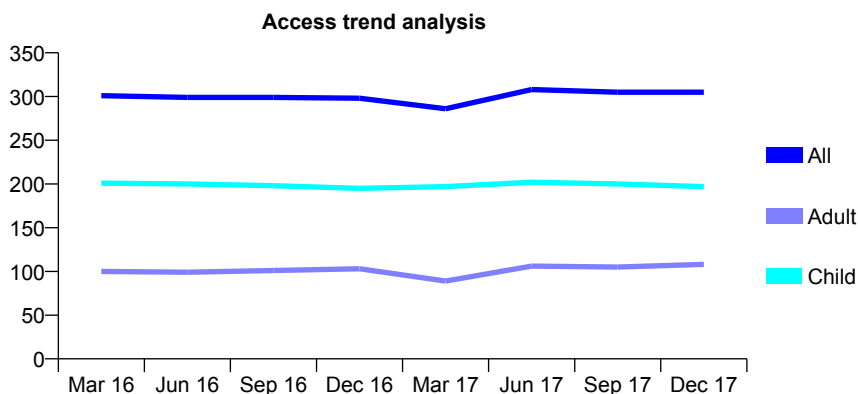
## Q46 - Vital Signs At a Glance Contract Report for 686522/0001 - December 2017

Name or company name	MR AC BRISTOW
Contract type name	GDS Contract
Purpose of contract	General
Contract start date	01/04/2006
Contract end date	

17/18 Contracted general activity (UDA)	750
Carry forward general activity (UDA)	0
17/18 Contracted orthodontic activity (UOA)	0
Carry forward orthodontic activity (UOA)	0
Baseline contract value	£15,192.42

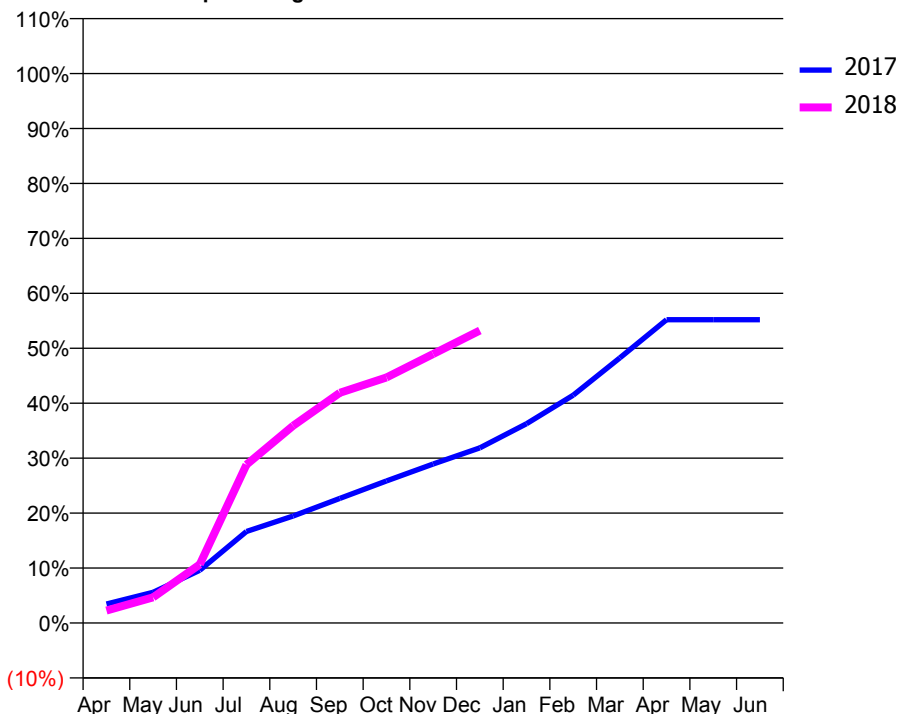
### ACCESS\*

Patients seen in 24 months	Total	Change since previous quarter
Quarter ending December 2016	298	
Quarter ending March 2017	286	↓
Quarter ending June 2017	308	↑
Quarter ending September 2017	305	→
Quarter ending December 2017	305	→
<b>Variance since December 2016</b>	<b>2.3%</b>	<b>↑</b>



### ACTIVITY

Cumulative percentage of contracted UDA delivered 2017 & 2018



Adjusted Scheduled Activity (UDA)		
Month	2017	2018
April	26	17
May	42	35
June	72	80
July	125	216
August	146	269
September	170	314
October	194	335
November	217	367
December	239	399
January	272	
February	311	
March	362	
April	414	
May	414	
June	414	

### QUALITY

	Quantity	Base Number	Contract	AT	Region	England
% of FP17s for the same patient ID Re-attending within 3 months - Children	11	204	5.4%	12.4%	12.9%	12.0%
% of FP17s for the same patient ID Re-attending within 3 months - Adults	3	86	3.5%	16.8%	16.5%	15.9%
% of FP17s for the same patient ID Re-attending between 3 & 9 months - Children	110	204	53.9%	57.3%	59.6%	58.0%
% of FP17s for the same patient ID Re-attending between 3 & 9 months - Adults	20	86	23.3%	50.6%	52.8%	50.5%
% of FP17s for Band 1 Urgent Courses	11	261	4.2%	10.2%	9.1%	9.0%
% of FP17s Relating to Free Repair or Replacements	0	261	0.0%	0.9%	1.0%	0.8%
% of FP17s Relating to Continuations	1	261	0.4%	1.0%	1.2%	1.1%
% of Patients satisfied with the dentistry they have received	0	0	N/A	91.8%	91.6%	91.5%
% of Patients satisfied with the time they had to wait for an appointment	0	0	N/A	88.2%	88.3%	87.9%

\* This is based on patients treated on this contract for their most recent course of treatment. Figures in italics indicate the base number of FP17s or Patient Questionnaire responses are less than 100. N/A is shown where the base number of responses is less than 10 during the period. % is calculated as Quantity/Base number\*100

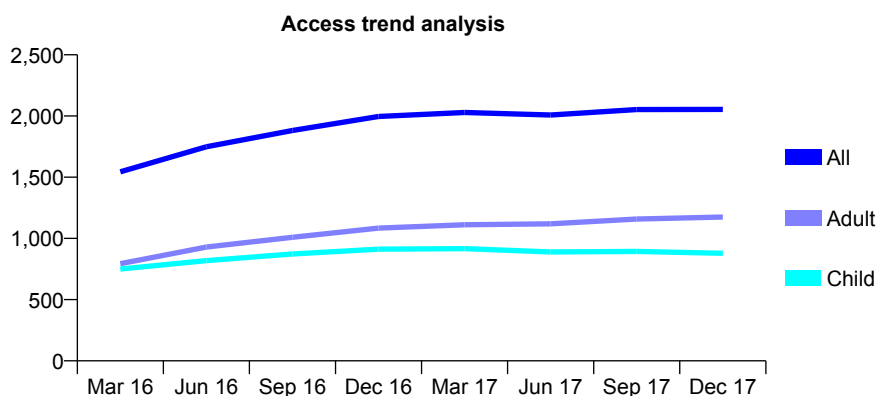
## Q46 - Vital Signs At a Glance Contract Report for 688673/0001 - December 2017

Name or company name	MRS S CHOUDHURY
Contract type name	GDS Contract
Purpose of contract	General
Contract start date	01/02/2015
Contract end date	

17/18 Contracted general activity (UDA)	6,323
Carry forward general activity (UDA)	0
17/18 Contracted orthodontic activity (UOA)	0
Carry forward orthodontic activity (UOA)	0
Baseline contract value	£166,936.70

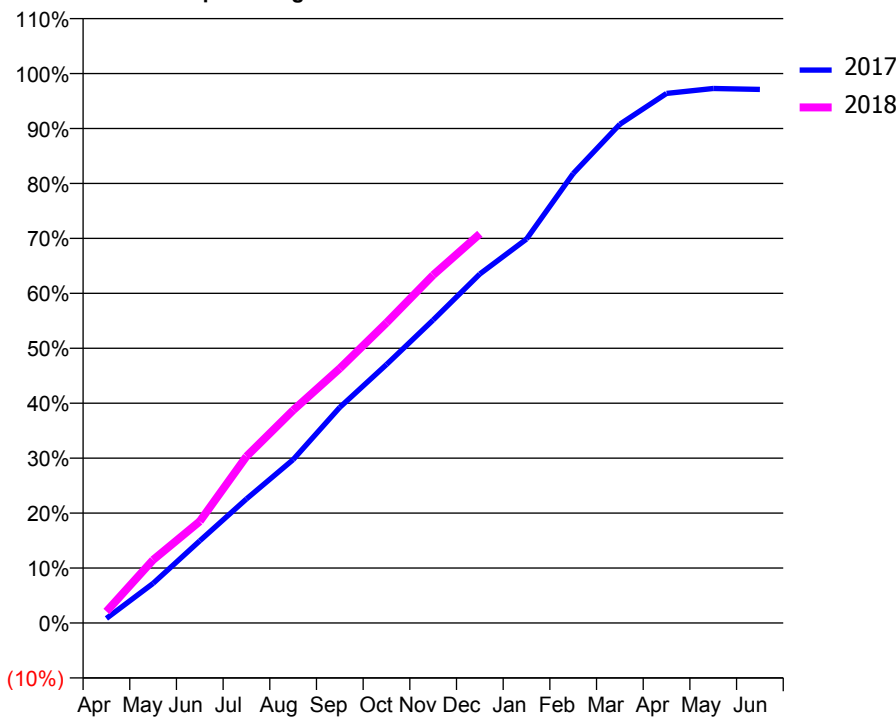
### ACCESS\*

Patients seen in 24 months	Total	Change since previous quarter
Quarter ending December 2016	1,996	
Quarter ending March 2017	2,029	→
Quarter ending June 2017	2,008	↓
Quarter ending September 2017	2,053	↑
Quarter ending December 2017	2,054	→
<b>Variance since December 2016</b>	<b>2.9%</b>	<b>↑</b>



### ACTIVITY

Cumulative percentage of contracted UDA delivered 2017 & 2018



Month	Adjusted Scheduled Activity (UDA)	
	2017	2018
April	53	133
May	456	727
June	947	1,169
July	1,427	1,917
August	1,880	2,449
September	2,481	2,930
October	2,975	3,455
November	3,486	4,004
December	4,017	4,478
January	4,419	
February	5,172	
March	5,739	
April	6,093	
May	6,150	
June	6,140	

### QUALITY

	Quantity	Base Number	Contract	AT	Region	England
% of FP17s for the same patient ID Re-attending within 3 months - Children	68	934	7.3%	12.4%	12.9%	12.0%
% of FP17s for the same patient ID Re-attending within 3 months - Adults	211	1,162	18.2%	16.8%	16.5%	15.9%
% of FP17s for the same patient ID Re-attending between 3 & 9 months - Children	551	934	59.0%	57.3%	59.6%	58.0%
% of FP17s for the same patient ID Re-attending between 3 & 9 months - Adults	499	1,162	42.9%	50.6%	52.8%	50.5%
% of FP17s for Band 1 Urgent Courses	87	1,959	4.4%	10.2%	9.1%	9.0%
% of FP17s Relating to Free Repair or Replacements	4	1,959	0.2%	0.9%	1.0%	0.8%
% of FP17s Relating to Continuations	27	1,959	1.4%	1.0%	1.2%	1.1%
% of Patients satisfied with the dentistry they have received	7	7	N/A	91.8%	91.6%	91.5%
% of Patients satisfied with the time they had to wait for an appointment	6	7	N/A	88.2%	88.3%	87.9%

\* This is based on patients treated on this contract for their most recent course of treatment. Figures in italics indicate the base number of FP17s or Patient Questionnaire responses are less than 100. N/A is shown where the base number of responses is less than 10 during the period. % is calculated as Quantity/Base number\*100

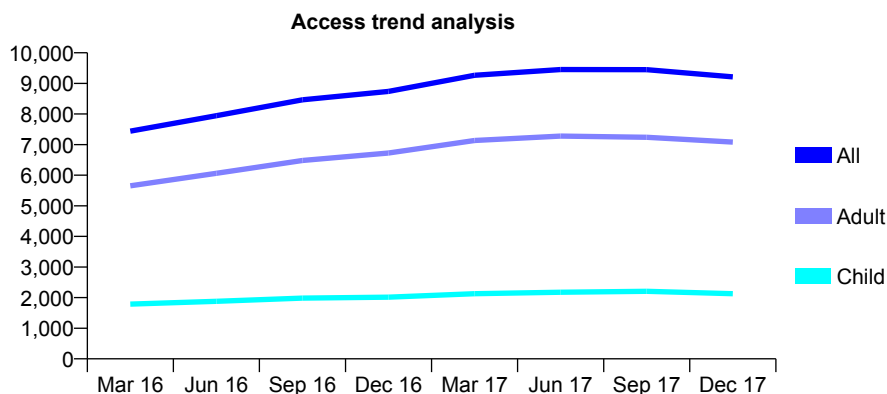
## Q46 - Vital Signs At a Glance Contract Report for 709522/0001 - December 2017

Name or company name	MR SJ PATEL
Contract type name	GDS Contract
Purpose of contract	General
Contract start date	01/02/2015
Contract end date	

17/18 Contracted general activity (UDA)	27,224
Carry forward general activity (UDA)	-325
17/18 Contracted orthodontic activity (UOA)	0
Carry forward orthodontic activity (UOA)	0
Baseline contract value	£818,811.51

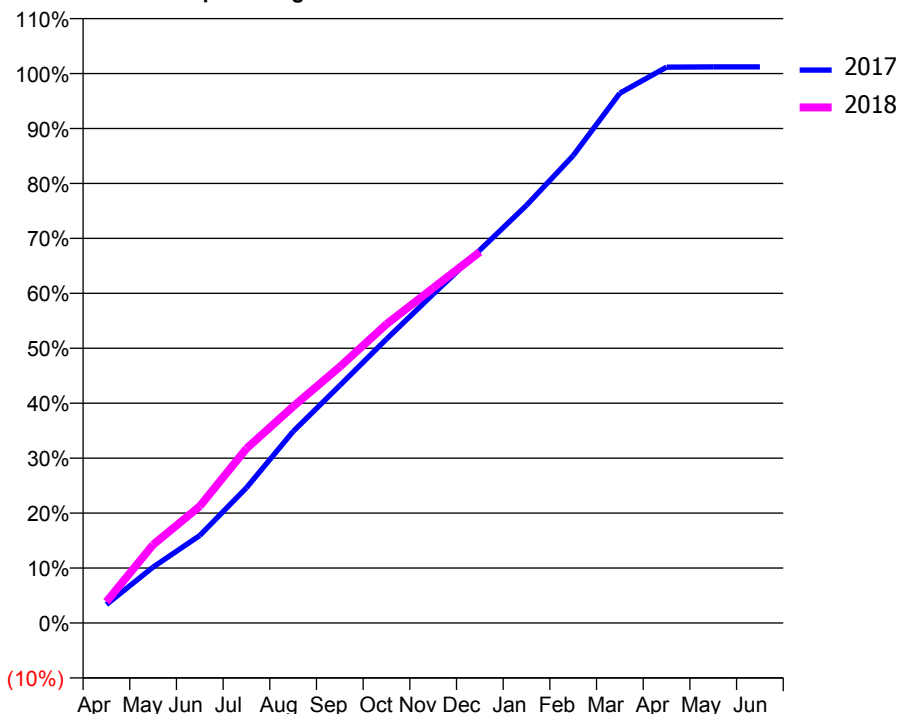
### ACCESS\*

Patients seen in 24 months	Total	Change since previous quarter
Quarter ending December 2016	8,738	
Quarter ending March 2017	9,264	↑
Quarter ending June 2017	9,452	↑
Quarter ending September 2017	9,447	→
Quarter ending December 2017	9,213	↓
<b>Variance since December 2016</b>	<b>5.4%</b>	<b>↑</b>



### ACTIVITY

Cumulative percentage of contracted UDA delivered 2017 & 2018



Month	Adjusted Scheduled Activity (UDA)	
	2017	2018
April	914	1,057
May	2,769	3,883
June	4,334	5,786
July	6,701	8,644
August	9,489	10,724
September	11,772	12,694
October	14,070	14,806
November	16,294	16,598
December	18,476	18,381
January	20,693	
February	23,158	
March	26,251	
April	27,541	
May	27,550	
June	27,549	

### QUALITY

	Quantity	Base Number	Contract	AT	Region	England
% of FP17s for the same patient ID Re-attending within 3 months - Children	167	2,226	7.5%	12.4%	12.9%	12.0%
% of FP17s for the same patient ID Re-attending within 3 months - Adults	1,078	7,088	15.2%	16.8%	16.5%	15.9%
% of FP17s for the same patient ID Re-attending between 3 & 9 months - Children	1,143	2,226	51.3%	57.3%	59.6%	58.0%
% of FP17s for the same patient ID Re-attending between 3 & 9 months - Adults	3,523	7,088	49.7%	50.6%	52.8%	50.5%
% of FP17s for Band 1 Urgent Courses	668	8,740	7.6%	10.2%	9.1%	9.0%
% of FP17s Relating to Free Repair or Replacements	80	8,740	0.9%	0.9%	1.0%	0.8%
% of FP17s Relating to Continuations	148	8,740	1.7%	1.0%	1.2%	1.1%
% of Patients satisfied with the dentistry they have received	6	7	N/A	91.8%	91.6%	91.5%
% of Patients satisfied with the time they had to wait for an appointment	5	7	N/A	88.2%	88.3%	87.9%

\* This is based on patients treated on this contract for their most recent course of treatment. Figures in italics indicate the base number of FP17s or Patient Questionnaire responses are less than 100. N/A is shown where the base number of responses is less than 10 during the period. % is calculated as Quantity/Base number\*100



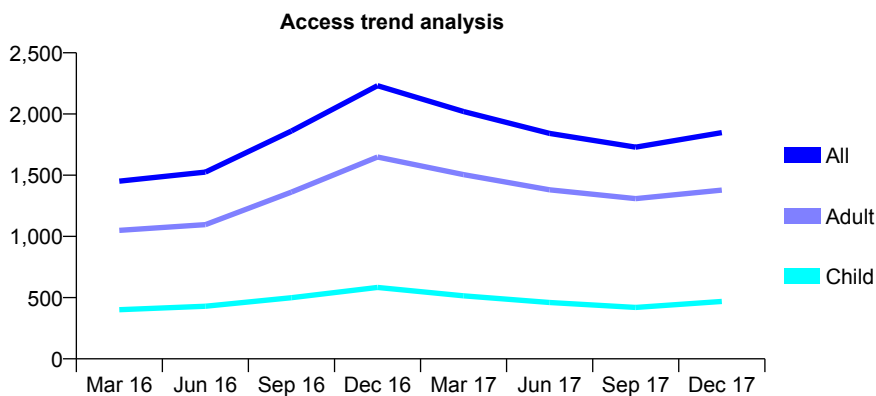
## Q46 - Vital Signs At a Glance Contract Report for 709522/0002 - December 2017

Name or company name	MR SJ PATEL
Contract type name	GDS Contract
Purpose of contract	General
Contract start date	01/02/2015
Contract end date	

17/18 Contracted general activity (UDA)	6,300
Carry forward general activity (UDA)	-60
17/18 Contracted orthodontic activity (UOA)	0
Carry forward orthodontic activity (UOA)	0
Baseline contract value	£155,773.50

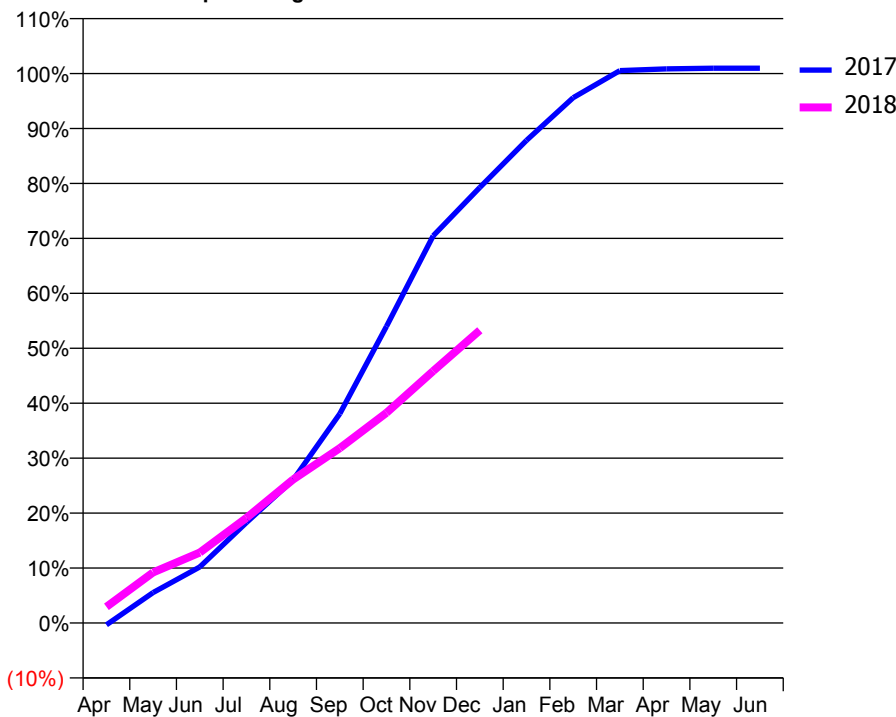
### ACCESS\*

Patients seen in 24 months	Total	Change since previous quarter
Quarter ending December 2016	2,232	
Quarter ending March 2017	2,020	↓
Quarter ending June 2017	1,841	↓
Quarter ending September 2017	1,729	↓
Quarter ending December 2017	1,848	↑
<b>Variance since December 2016</b>	<b>(17.2%)</b>	<b>↓</b>



### ACTIVITY

Cumulative percentage of contracted UDA delivered 2017 & 2018



Month	Adjusted Scheduled Activity (UDA)	
	2017	2018
April	-23	185
May	350	581
June	643	808
July	1,153	1,205
August	1,642	1,645
September	2,400	2,005
October	3,400	2,411
November	4,438	2,888
December	4,993	3,357
January	5,534	
February	6,023	
March	6,333	
April	6,353	
May	6,360	
June	6,360	

### QUALITY

	Quantity	Base Number	Contract	AT	Region	England
% of FP17s for the same patient ID Re-attending within 3 months - Children	17	422	4.0%	12.4%	12.9%	12.0%
% of FP17s for the same patient ID Re-attending within 3 months - Adults	70	1,143	6.1%	16.8%	16.5%	15.9%
% of FP17s for the same patient ID Re-attending between 3 & 9 months - Children	166	422	39.3%	57.3%	59.6%	58.0%
% of FP17s for the same patient ID Re-attending between 3 & 9 months - Adults	383	1,143	33.5%	50.6%	52.8%	50.5%
% of FP17s for Band 1 Urgent Courses	98	1,555	6.3%	10.2%	9.1%	9.0%
% of FP17s Relating to Free Repair or Replacements	11	1,555	0.7%	0.9%	1.0%	0.8%
% of FP17s Relating to Continuations	34	1,555	2.2%	1.0%	1.2%	1.1%
% of Patients satisfied with the dentistry they have received	0	0	N/A	91.8%	91.6%	91.5%
% of Patients satisfied with the time they had to wait for an appointment	0	0	N/A	88.2%	88.3%	87.9%

\* This is based on patients treated on this contract for their most recent course of treatment. Figures in italics indicate the base number of FP17s or Patient Questionnaire responses are less than 100. N/A is shown where the base number of responses is less than 10 during the period. % is calculated as Quantity/Base number\*100

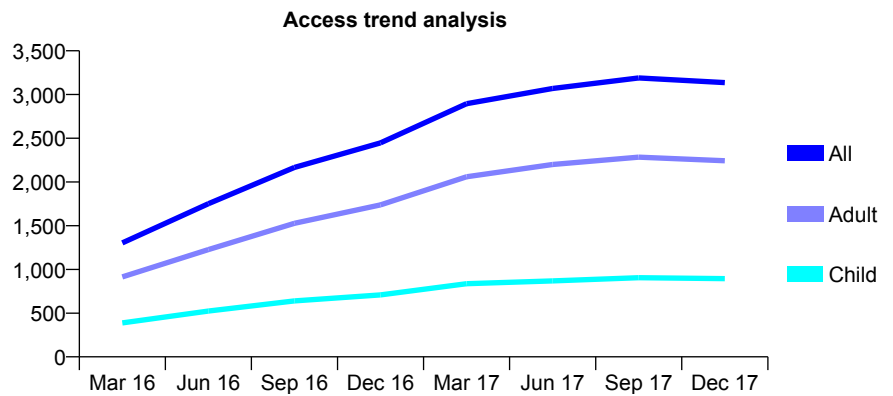
## Q46 - Vital Signs At a Glance Contract Report for 718483/0001 - December 2017

Name or company name	MRS R MEHRA
Contract type name	GDS Contract
Purpose of contract	General
Contract start date	01/11/2015
Contract end date	

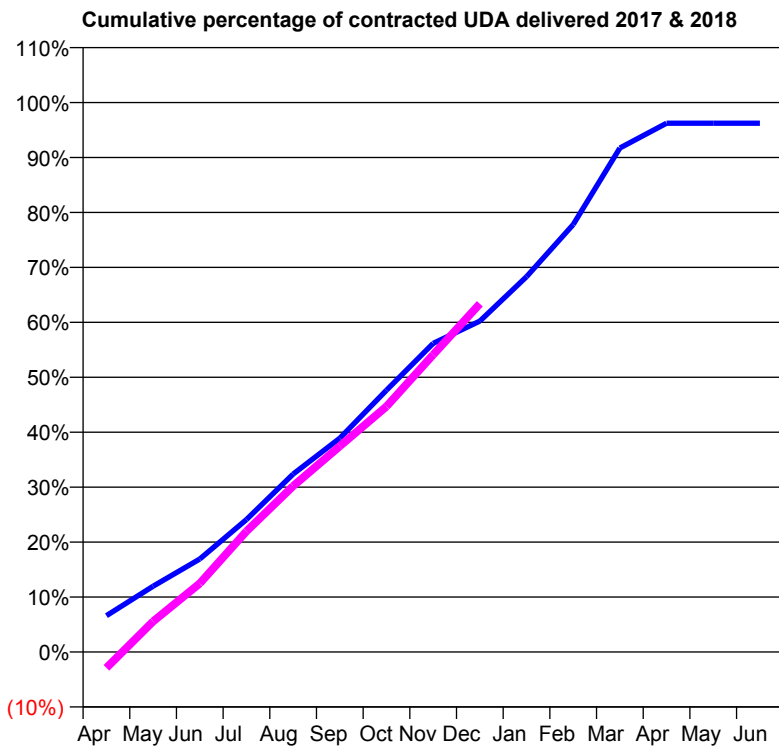
17/18 Contracted general activity (UDA)	9,767
Carry forward general activity (UDA)	357
17/18 Contracted orthodontic activity (UOA)	0
Carry forward orthodontic activity (UOA)	0
Baseline contract value	£274,441.12

### ACCESS\*

Patients seen in 24 months	Total	Change since previous quarter
Quarter ending December 2016	2,447	
Quarter ending March 2017	2,896	↑
Quarter ending June 2017	3,069	↑
Quarter ending September 2017	3,189	↑
Quarter ending December 2017	3,137	↓
<b>Variance since December 2016</b>	<b>28.2%</b>	<b>↑</b>



### ACTIVITY



Month	Adjusted Scheduled Activity (UDA)	
	2017	2018
April	646	-283
May	1,169	543
June	1,653	1,220
July	2,355	2,147
August	3,164	2,950
September	3,801	3,658
October	4,654	4,366
November	5,487	5,285
December	5,881	6,189
January	6,670	
February	7,598	
March	8,959	
April	9,398	
May	9,398	
June	9,398	

### QUALITY

	Quantity	Base Number	Contract	AT	Region	England
% of FP17s for the same patient ID Re-attending within 3 months - Children	153	842	18.2%	12.4%	12.9%	12.0%
% of FP17s for the same patient ID Re-attending within 3 months - Adults	663	2,386	27.8%	16.8%	16.5%	15.9%
% of FP17s for the same patient ID Re-attending between 3 & 9 months - Children	319	842	37.9%	57.3%	59.6%	58.0%
% of FP17s for the same patient ID Re-attending between 3 & 9 months - Adults	858	2,386	36.0%	50.6%	52.8%	50.5%
% of FP17s for Band 1 Urgent Courses	680	3,021	22.5%	10.2%	9.1%	9.0%
% of FP17s Relating to Free Repair or Replacements	101	3,021	3.3%	0.9%	1.0%	0.8%
% of FP17s Relating to Continuations	38	3,021	1.3%	1.0%	1.2%	1.1%
% of Patients satisfied with the dentistry they have received	2	3	N/A	91.8%	91.6%	91.5%
% of Patients satisfied with the time they had to wait for an appointment	3	3	N/A	88.2%	88.3%	87.9%

\* This is based on patients treated on this contract for their most recent course of treatment. Figures in italics indicate the base number of FP17s or Patient Questionnaire responses are less than 100. N/A is shown where the base number of responses is less than 10 during the period. % is calculated as Quantity/Base number\*100

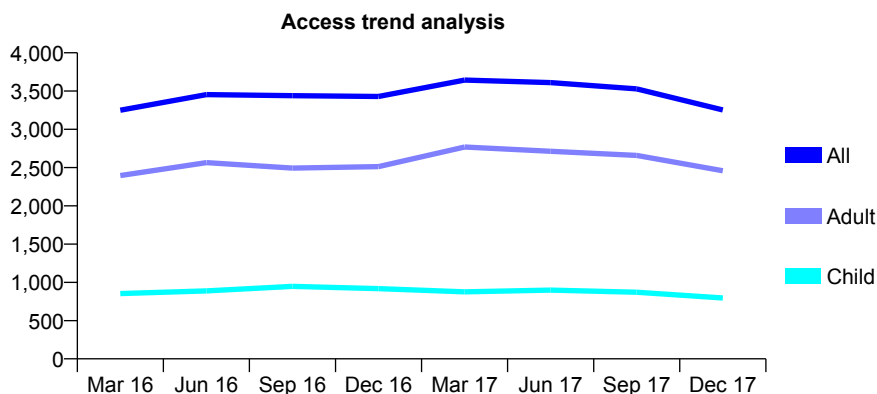
## Q46 - Vital Signs At a Glance Contract Report for 729930/0001 - December 2017

Name or company name	MR RW BROWN
Contract type name	GDS Contract
Purpose of contract	General
Contract start date	01/04/2006
Contract end date	

17/18 Contracted general activity (UDA)	11,431
Carry forward general activity (UDA)	-144
17/18 Contracted orthodontic activity (UOA)	0
Carry forward orthodontic activity (UOA)	0
Baseline contract value	£445,621.63

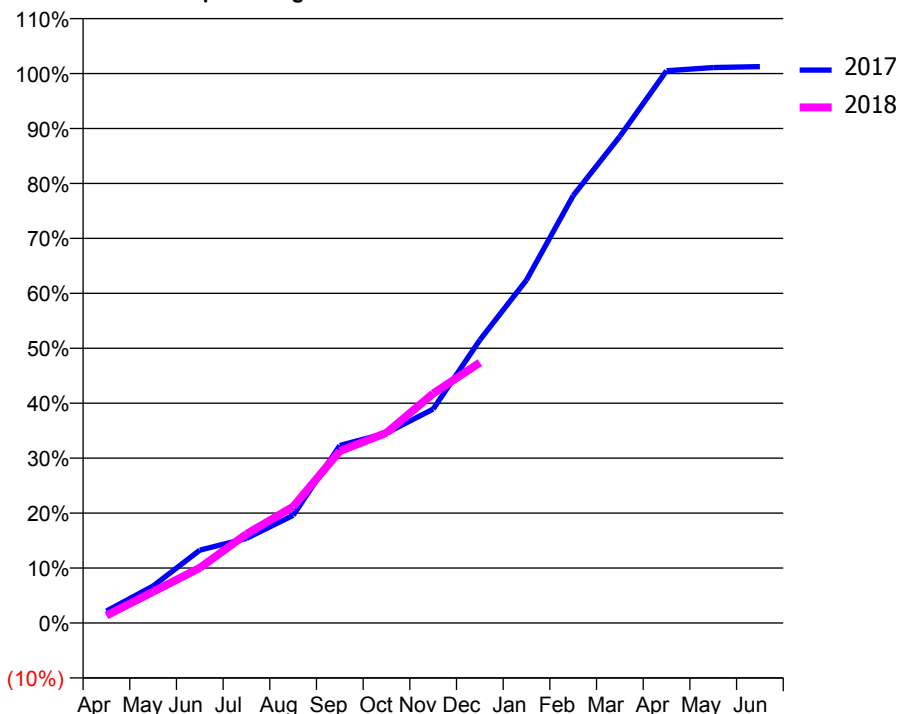
### ACCESS\*

Patients seen in 24 months	Total	Change since previous quarter
Quarter ending December 2016	3,430	
Quarter ending March 2017	3,644	↑
Quarter ending June 2017	3,610	→
Quarter ending September 2017	3,529	↓
Quarter ending December 2017	3,254	↓
<b>Variance since December 2016</b>	<b>(5.1%)</b>	<b>↓</b>



### ACTIVITY

Cumulative percentage of contracted UDA delivered 2017 & 2018



Month	Adjusted Scheduled Activity (UDA)	
	2017	2018
April	247	158
May	769	650
June	1,515	1,148
July	1,761	1,852
August	2,240	2,420
September	3,695	3,577
October	3,953	3,958
November	4,450	4,774
December	5,886	5,416
January	7,136	
February	8,892	
March	10,123	
April	11,487	
May	11,554	
June	11,575	

### QUALITY

	Quantity	Base Number	Contract	AT	Region	England
% of FP17s for the same patient ID Re-attending within 3 months - Children	7	455	1.5%	12.4%	12.9%	12.0%
% of FP17s for the same patient ID Re-attending within 3 months - Adults	23	894	2.6%	16.8%	16.5%	15.9%
% of FP17s for the same patient ID Re-attending between 3 & 9 months - Children	83	455	18.2%	57.3%	59.6%	58.0%
% of FP17s for the same patient ID Re-attending between 3 & 9 months - Adults	111	894	12.4%	50.6%	52.8%	50.5%
% of FP17s for Band 1 Urgent Courses	2	1,093	0.2%	10.2%	9.1%	9.0%
% of FP17s Relating to Free Repair or Replacements	0	1,093	0.0%	0.9%	1.0%	0.8%
% of FP17s Relating to Continuations	1	1,093	0.1%	1.0%	1.2%	1.1%
% of Patients satisfied with the dentistry they have received	0	0	N/A	91.8%	91.6%	91.5%
% of Patients satisfied with the time they had to wait for an appointment	0	0	N/A	88.2%	88.3%	87.9%

\* This is based on patients treated on this contract for their most recent course of treatment. Figures in italics indicate the base number of FP17s or Patient Questionnaire responses are less than 100. N/A is shown where the base number of responses is less than 10 during the period. % is calculated as Quantity/Base number\*100

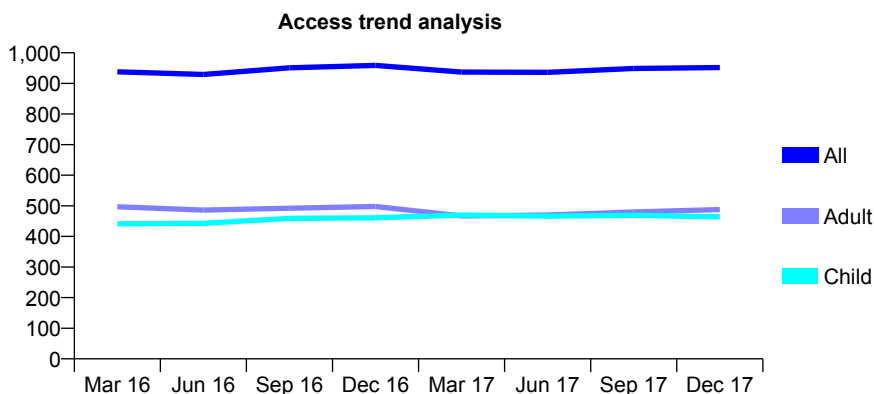
## Q46 - Vital Signs At a Glance Contract Report for 731005/0001 - December 2017

Name or company name	MR JA COOPER
Contract type name	GDS Contract
Purpose of contract	General
Contract start date	01/04/2006
Contract end date	

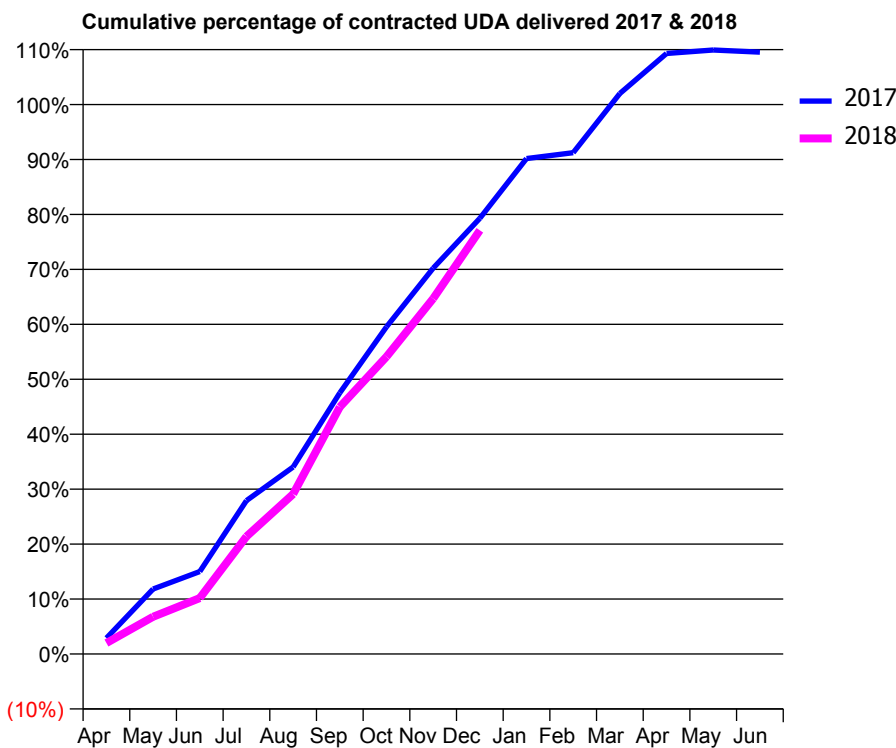
17/18 Contracted general activity (UDA)	3,737
Carry forward general activity (UDA)	-75
17/18 Contracted orthodontic activity (UOA)	0
Carry forward orthodontic activity (UOA)	0
Baseline contract value	£117,375.86

### ACCESS\*

Patients seen in 24 months	Total	Change since previous quarter
Quarter ending December 2016	959	
Quarter ending March 2017	937	↓
Quarter ending June 2017	936	→
Quarter ending September 2017	949	→
Quarter ending December 2017	952	→
<b>Variance since December 2016</b>	<b>(0.7%)</b>	→



### ACTIVITY



Month	Adjusted Scheduled Activity (UDA)	
	2017	2018
April	109	75
May	442	254
June	561	381
July	1,043	799
August	1,272	1,087
September	1,776	1,680
October	2,225	2,021
November	2,624	2,417
December	2,963	2,881
January	3,369	
February	3,409	
March	3,812	
April	4,084	
May	4,108	
June	4,093	

### QUALITY

	Quantity	Base Number	Contract	AT	Region	England
% of FP17s for the same patient ID Re-attending within 3 months - Children	79	607	13.0%	12.4%	12.9%	12.0%
% of FP17s for the same patient ID Re-attending within 3 months - Adults	140	543	25.8%	16.8%	16.5%	15.9%
% of FP17s for the same patient ID Re-attending between 3 & 9 months - Children	337	607	55.5%	57.3%	59.6%	58.0%
% of FP17s for the same patient ID Re-attending between 3 & 9 months - Adults	180	543	33.1%	50.6%	52.8%	50.5%
% of FP17s for Band 1 Urgent Courses	171	1,013	16.9%	10.2%	9.1%	9.0%
% of FP17s Relating to Free Repair or Replacements	0	1,013	0.0%	0.9%	1.0%	0.8%
% of FP17s Relating to Continuations	0	1,013	0.0%	1.0%	1.2%	1.1%
% of Patients satisfied with the dentistry they have received	1	1	N/A	91.8%	91.6%	91.5%
% of Patients satisfied with the time they had to wait for an appointment	1	1	N/A	88.2%	88.3%	87.9%

\* This is based on patients treated on this contract for their most recent course of treatment. Figures in italics indicate the base number of FP17s or Patient Questionnaire responses are less than 100. N/A is shown where the base number of responses is less than 10 during the period. % is calculated as Quantity/Base number\*100

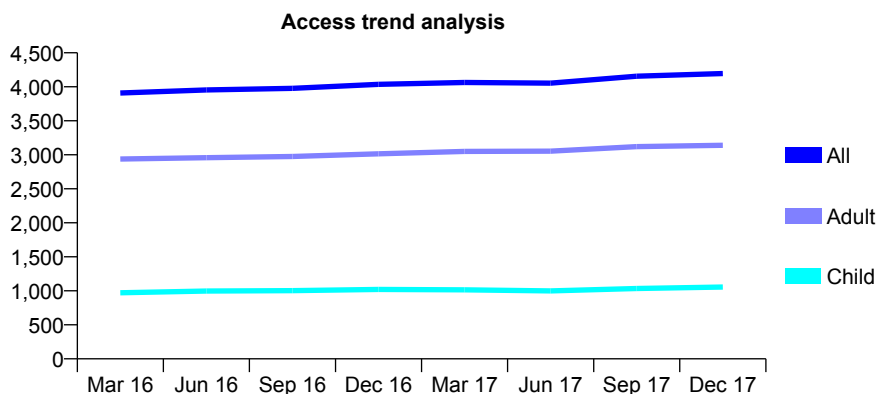
## Q46 - Vital Signs At a Glance Contract Report for 732192/0003 - December 2017

Name or company name	Red Rose Dental Group
Contract type name	GDS Contract
Purpose of contract	General
Contract start date	01/04/2006
Contract end date	

17/18 Contracted general activity (UDA)	11,959
Carry forward general activity (UDA)	156
17/18 Contracted orthodontic activity (UOA)	0
Carry forward orthodontic activity (UOA)	0
Baseline contract value	£357,993.61

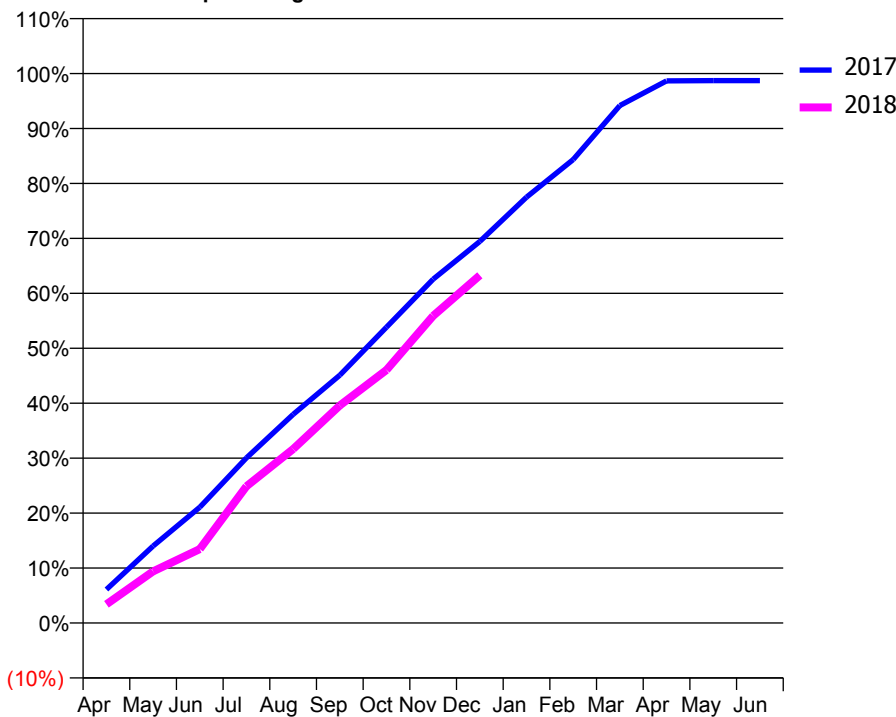
### ACCESS\*

Patients seen in 24 months	Total	Change since previous quarter
Quarter ending December 2016	4,036	
Quarter ending March 2017	4,064	→
Quarter ending June 2017	4,053	→
Quarter ending September 2017	4,155	↑
Quarter ending December 2017	4,196	→
<b>Variance since December 2016</b>	<b>4.0%</b>	<b>↑</b>



### ACTIVITY

Cumulative percentage of contracted UDA delivered 2017 & 2018



Month	Adjusted Scheduled Activity (UDA)	
	2017	2018
April	731	408
May	1,677	1,124
June	2,520	1,608
July	3,593	2,976
August	4,541	3,787
September	5,393	4,733
October	6,438	5,506
November	7,484	6,686
December	8,303	7,567
January	9,268	
February	10,088	
March	11,260	
April	11,799	
May	11,803	
June	11,803	

### QUALITY

	Quantity	Base Number	Contract	AT	Region	England
% of FP17s for the same patient ID Re-attending within 3 months - Children	97	1,172	8.3%	12.4%	12.9%	12.0%
% of FP17s for the same patient ID Re-attending within 3 months - Adults	461	3,058	15.1%	16.8%	16.5%	15.9%
% of FP17s for the same patient ID Re-attending between 3 & 9 months - Children	637	1,172	54.4%	57.3%	59.6%	58.0%
% of FP17s for the same patient ID Re-attending between 3 & 9 months - Adults	1,203	3,058	39.3%	50.6%	52.8%	50.5%
% of FP17s for Band 1 Urgent Courses	388	3,981	9.7%	10.2%	9.1%	9.0%
% of FP17s Relating to Free Repair or Replacements	33	3,981	0.8%	0.9%	1.0%	0.8%
% of FP17s Relating to Continuations	74	3,981	1.9%	1.0%	1.2%	1.1%
% of Patients satisfied with the dentistry they have received	2	2	N/A	91.8%	91.6%	91.5%
% of Patients satisfied with the time they had to wait for an appointment	2	2	N/A	88.2%	88.3%	87.9%

\* This is based on patients treated on this contract for their most recent course of treatment. Figures in italics indicate the base number of FP17s or Patient Questionnaire responses are less than 100. N/A is shown where the base number of responses is less than 10 during the period. % is calculated as Quantity/Base number\*100

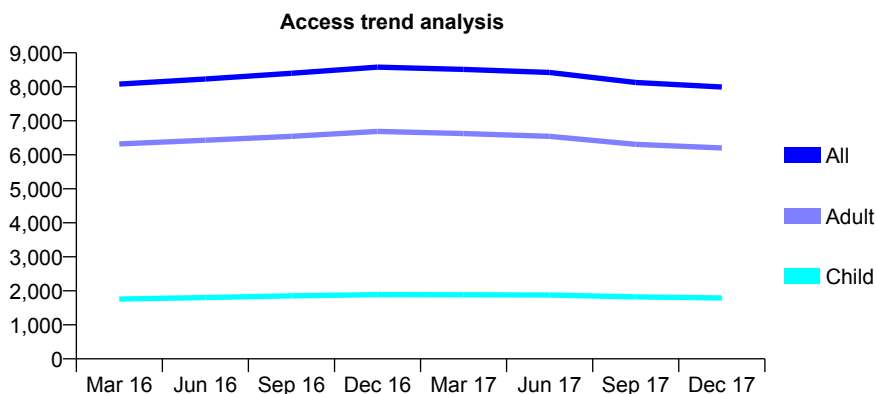
## Q46 - Vital Signs At a Glance Contract Report for 732192/0004 - December 2017

Name or company name	Red Rose Dental Group
Contract type name	GDS Contract
Purpose of contract	General
Contract start date	01/10/2007
Contract end date	

17/18 Contracted general activity (UDA)	21,384
Carry forward general activity (UDA)	378
17/18 Contracted orthodontic activity (UOA)	0
Carry forward orthodontic activity (UOA)	0
Baseline contract value	£640,131.34

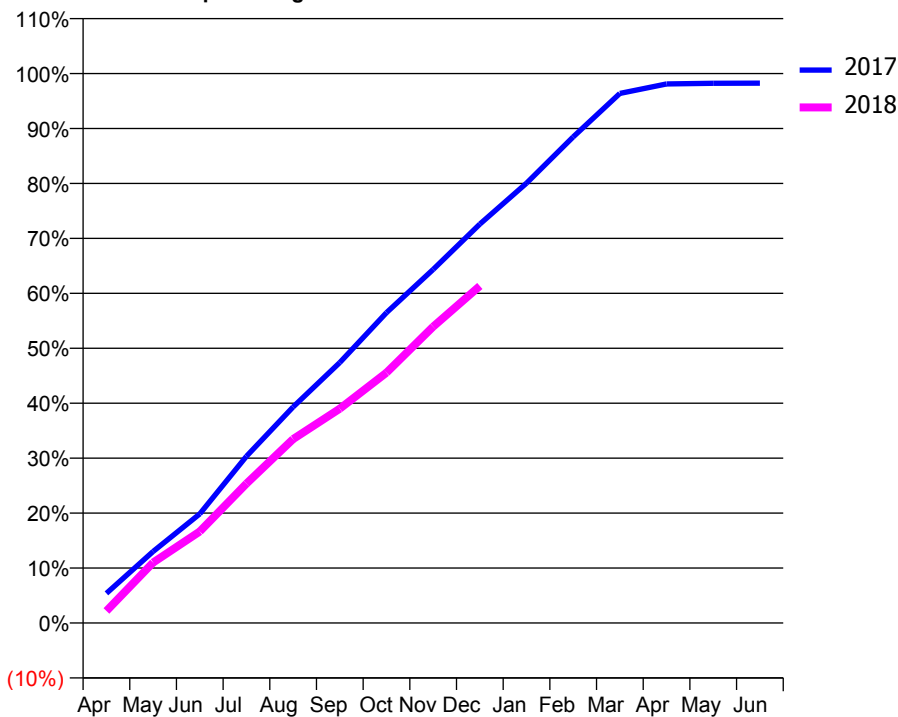
### ACCESS\*

Patients seen in 24 months	Total	Change since previous quarter
Quarter ending December 2016	8,577	
Quarter ending March 2017	8,513	→
Quarter ending June 2017	8,421	↓
Quarter ending September 2017	8,129	↓
Quarter ending December 2017	7,995	↓
<b>Variance since December 2016</b>	<b>(6.8%)</b>	<b>↓</b>



### ACTIVITY

Cumulative percentage of contracted UDA delivered 2017 & 2018



Month	Adjusted Scheduled Activity (UDA)	
	2017	2018
April	1,153	468
May	2,786	2,354
June	4,248	3,565
July	6,488	5,426
August	8,410	7,160
September	10,135	8,340
October	12,078	9,743
November	13,762	11,531
December	15,524	13,116
January	17,115	
February	18,915	
March	20,608	
April	20,975	
May	21,001	
June	21,006	

### QUALITY

	Quantity	Base Number	Contract	AT	Region	England
% of FP17s for the same patient ID Re-attending within 3 months - Children	137	1,707	8.0%	12.4%	12.9%	12.0%
% of FP17s for the same patient ID Re-attending within 3 months - Adults	910	5,661	16.1%	16.8%	16.5%	15.9%
% of FP17s for the same patient ID Re-attending between 3 & 9 months - Children	898	1,707	52.6%	57.3%	59.6%	58.0%
% of FP17s for the same patient ID Re-attending between 3 & 9 months - Adults	2,890	5,661	51.1%	50.6%	52.8%	50.5%
% of FP17s for Band 1 Urgent Courses	669	7,159	9.3%	10.2%	9.1%	9.0%
% of FP17s Relating to Free Repair or Replacements	62	7,159	0.9%	0.9%	1.0%	0.8%
% of FP17s Relating to Continuations	193	7,159	2.7%	1.0%	1.2%	1.1%
% of Patients satisfied with the dentistry they have received	4	5	N/A	91.8%	91.6%	91.5%
% of Patients satisfied with the time they had to wait for an appointment	5	5	N/A	88.2%	88.3%	87.9%

\* This is based on patients treated on this contract for their most recent course of treatment. Figures in italics indicate the base number of FP17s or Patient Questionnaire responses are less than 100. N/A is shown where the base number of responses is less than 10 during the period. % is calculated as Quantity/Base number\*100

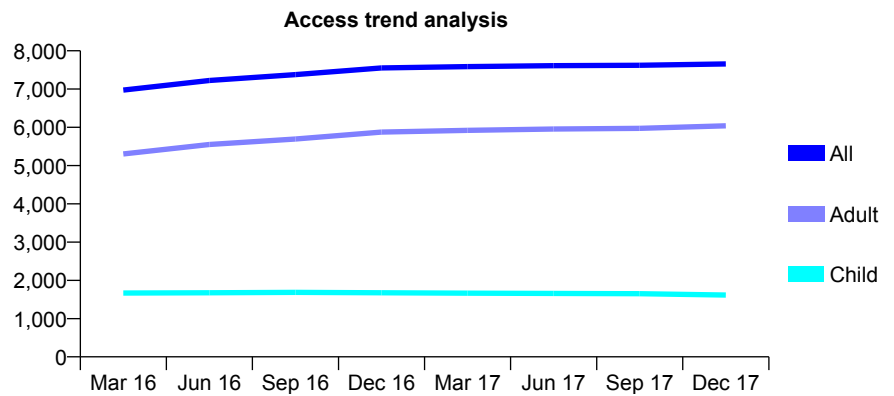
## Q46 - Vital Signs At a Glance Contract Report for 732494/0001 - December 2017

Name or company name	518 Dental
Contract type name	GDS Contract
Purpose of contract	General
Contract start date	01/04/2006
Contract end date	

17/18 Contracted general activity (UDA)	21,547
Carry forward general activity (UDA)	-290
17/18 Contracted orthodontic activity (UOA)	0
Carry forward orthodontic activity (UOA)	0
Baseline contract value	£544,085.41

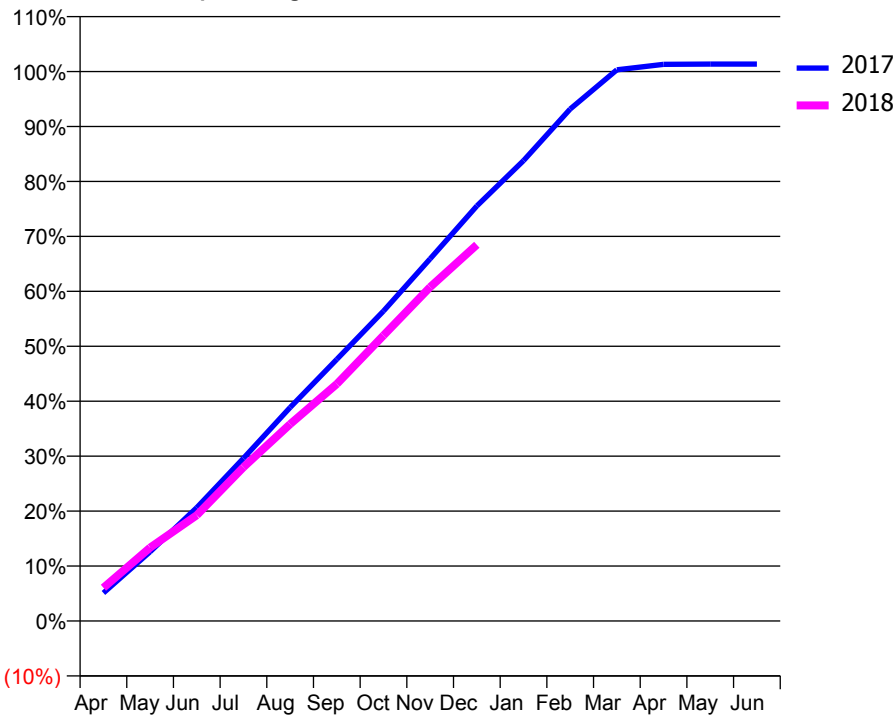
### ACCESS\*

Patients seen in 24 months	Total	Change since previous quarter
Quarter ending December 2016	7,551	
Quarter ending March 2017	7,588	→
Quarter ending June 2017	7,613	→
Quarter ending September 2017	7,622	→
Quarter ending December 2017	7,656	→
<b>Variance since December 2016</b>	<b>1.4%</b>	<b>→</b>



### ACTIVITY

Cumulative percentage of contracted UDA delivered 2017 & 2018



Month	Adjusted Scheduled Activity (UDA)	
	2017	2018
April	1,103	1,303
May	2,715	2,879
June	4,445	4,151
July	6,384	6,033
August	8,372	7,721
September	10,260	9,292
October	12,156	11,197
November	14,203	13,095
December	16,275	14,751
January	18,052	
February	20,074	
March	21,615	
April	21,829	
May	21,836	
June	21,837	

### QUALITY

	Quantity	Base Number	Contract	AT	Region	England
% of FP17s for the same patient ID Re-attending within 3 months - Children	453	2,485	18.2%	12.4%	12.9%	12.0%
% of FP17s for the same patient ID Re-attending within 3 months - Adults	733	6,312	11.6%	16.8%	16.5%	15.9%
% of FP17s for the same patient ID Re-attending between 3 & 9 months - Children	1,633	2,485	65.7%	57.3%	59.6%	58.0%
% of FP17s for the same patient ID Re-attending between 3 & 9 months - Adults	3,896	6,312	61.7%	50.6%	52.8%	50.5%
% of FP17s for Band 1 Urgent Courses	335	8,668	3.9%	10.2%	9.1%	9.0%
% of FP17s Relating to Free Repair or Replacements	54	8,668	0.6%	0.9%	1.0%	0.8%
% of FP17s Relating to Continuations	21	8,668	0.2%	1.0%	1.2%	1.1%
% of Patients satisfied with the dentistry they have received	7	8	N/A	91.8%	91.6%	91.5%
% of Patients satisfied with the time they had to wait for an appointment	8	8	N/A	88.2%	88.3%	87.9%

\* This is based on patients treated on this contract for their most recent course of treatment. Figures in italics indicate the base number of FP17s or Patient Questionnaire responses are less than 100. N/A is shown where the base number of responses is less than 10 during the period. % is calculated as Quantity/Base number\*100

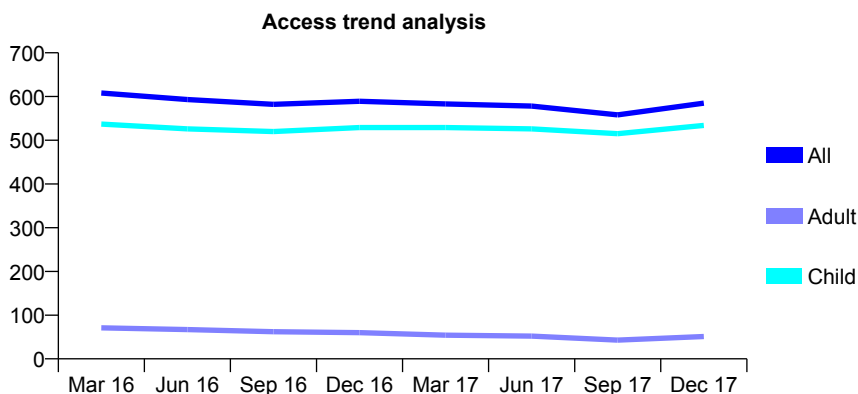
## Q46 - Vital Signs At a Glance Contract Report for 732710/0001 - December 2017

Name or company name	MRS DE SLOANE
Contract type name	GDS Contract
Purpose of contract	General
Contract start date	01/04/2006
Contract end date	

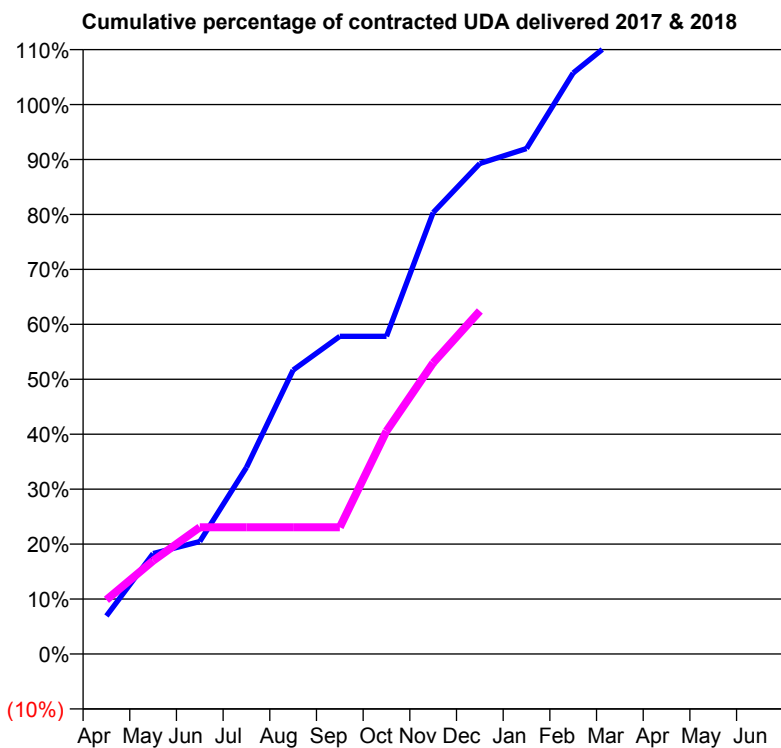
17/18 Contracted general activity (UDA)	923
Carry forward general activity (UDA)	-18
17/18 Contracted orthodontic activity (UOA)	0
Carry forward orthodontic activity (UOA)	0
Baseline contract value	£23,086.67

### ACCESS\*

Patients seen in 24 months	Total	Change since previous quarter
Quarter ending December 2016	589	
Quarter ending March 2017	583	↓
Quarter ending June 2017	578	→
Quarter ending September 2017	558	↓
Quarter ending December 2017	585	↑
<b>Variance since December 2016</b>	<b>(0.7%)</b>	<b>→</b>



### ACTIVITY



Month	Adjusted Scheduled Activity (UDA)	
	2017	2018
April	64	91
May	169	157
June	189	213
July	313	213
August	477	213
September	534	213
October	534	374
November	742	489
December	824	576
January	849	
February	976	
March	1,039	
April	1,159	
May	1,159	
June	1,159	

### QUALITY

	Quantity	Base Number	Contract	AT	Region	England
% of FP17s for the same patient ID Re-attending within 3 months - Children	41	672	6.1%	12.4%	12.9%	12.0%
% of FP17s for the same patient ID Re-attending within 3 months - Adults	1	22	4.5%	16.8%	16.5%	15.9%
% of FP17s for the same patient ID Re-attending between 3 & 9 months - Children	497	672	74.0%	57.3%	59.6%	58.0%
% of FP17s for the same patient ID Re-attending between 3 & 9 months - Adults	17	22	77.3%	50.6%	52.8%	50.5%
% of FP17s for Band 1 Urgent Courses	30	610	4.9%	10.2%	9.1%	9.0%
% of FP17s Relating to Free Repair or Replacements	0	610	0.0%	0.9%	1.0%	0.8%
% of FP17s Relating to Continuations	0	610	0.0%	1.0%	1.2%	1.1%
% of Patients satisfied with the dentistry they have received	0	0	N/A	91.8%	91.6%	91.5%
% of Patients satisfied with the time they had to wait for an appointment	0	0	N/A	88.2%	88.3%	87.9%

\* This is based on patients treated on this contract for their most recent course of treatment. Figures in italics indicate the base number of FP17s or Patient Questionnaire responses are less than 100. N/A is shown where the base number of responses is less than 10 during the period. % is calculated as Quantity/Base number\*100



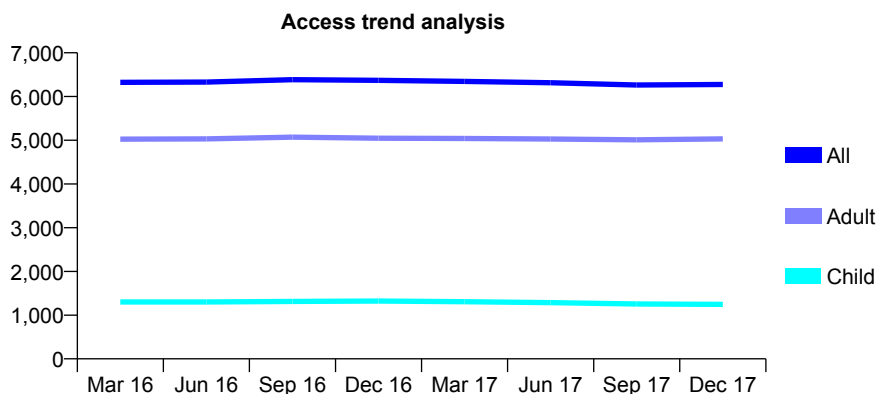
## Q46 - Vital Signs At a Glance Contract Report for 738395/0001 - December 2017

Name or company name	MR DM HARPER
Contract type name	GDS Contract
Purpose of contract	General and Orthodontic
Contract start date	01/04/2006
Contract end date	

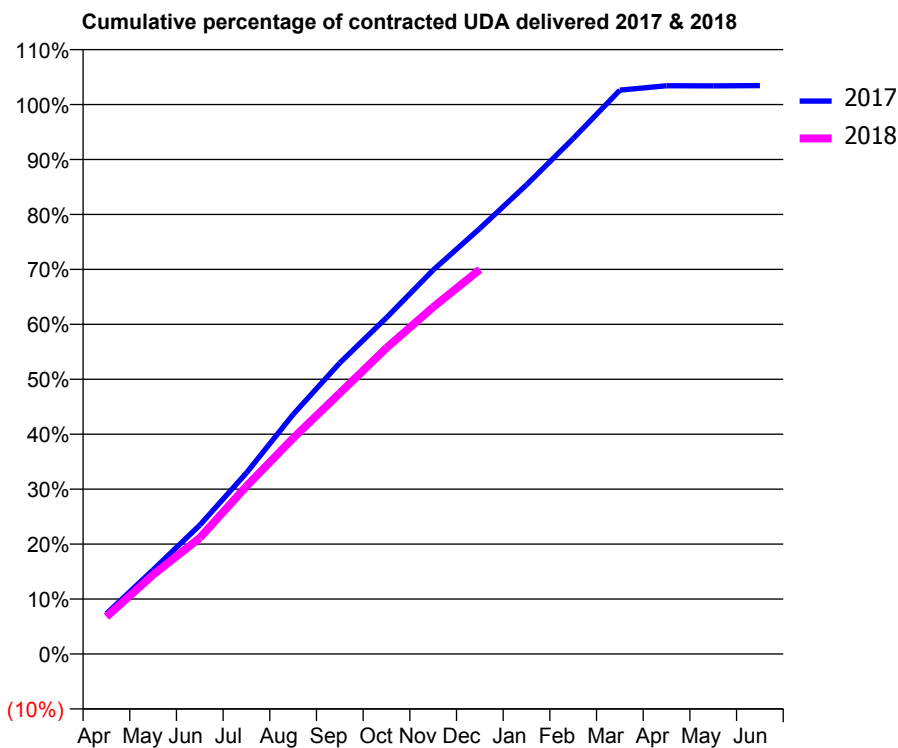
17/18 Contracted general activity (UDA)	18,039
Carry forward general activity (UDA)	-361
17/18 Contracted orthodontic activity (UOA)	0
Carry forward orthodontic activity (UOA)	0
Baseline contract value	£570,749.63

### ACCESS\*

Patients seen in 24 months	Total	Change since previous quarter
Quarter ending December 2016	6,369	
Quarter ending March 2017	6,346	→
Quarter ending June 2017	6,314	→
Quarter ending September 2017	6,263	→
Quarter ending December 2017	6,276	→
<b>Variance since December 2016</b>	<b>(1.5%)</b>	<b>↓</b>



### ACTIVITY



Month	Adjusted Scheduled Activity (UDA)	
	2017	2018
April	1,333	1,225
May	2,780	2,604
June	4,255	3,809
July	5,979	5,510
August	7,908	7,086
September	9,609	8,563
October	11,102	10,050
November	12,676	11,389
December	14,050	12,622
January	15,488	
February	17,014	
March	18,614	
April	18,757	
May	18,755	
June	18,763	

### QUALITY

	Quantity	Base Number	Contract	AT	Region	England
% of FP17s for the same patient ID Re-attending within 3 months - Children	86	1,432	6.0%	12.4%	12.9%	12.0%
% of FP17s for the same patient ID Re-attending within 3 months - Adults	843	5,540	15.2%	16.8%	16.5%	15.9%
% of FP17s for the same patient ID Re-attending between 3 & 9 months - Children	961	1,432	67.1%	57.3%	59.6%	58.0%
% of FP17s for the same patient ID Re-attending between 3 & 9 months - Adults	3,138	5,540	56.6%	50.6%	52.8%	50.5%
% of FP17s for Band 1 Urgent Courses	835	6,856	12.2%	10.2%	9.1%	9.0%
% of FP17s Relating to Free Repair or Replacements	65	6,856	0.9%	0.9%	1.0%	0.8%
% of FP17s Relating to Continuations	25	6,856	0.4%	1.0%	1.2%	1.1%
% of Patients satisfied with the dentistry they have received	12	12	100.0%	91.8%	91.6%	91.5%
% of Patients satisfied with the time they had to wait for an appointment	9	12	75.0%	88.2%	88.3%	87.9%

\* This is based on patients treated on this contract for their most recent course of treatment. Figures in italics indicate the base number of FP17s or Patient Questionnaire responses are less than 100. N/A is shown where the base number of responses is less than 10 during the period. % is calculated as Quantity/Base number\*100

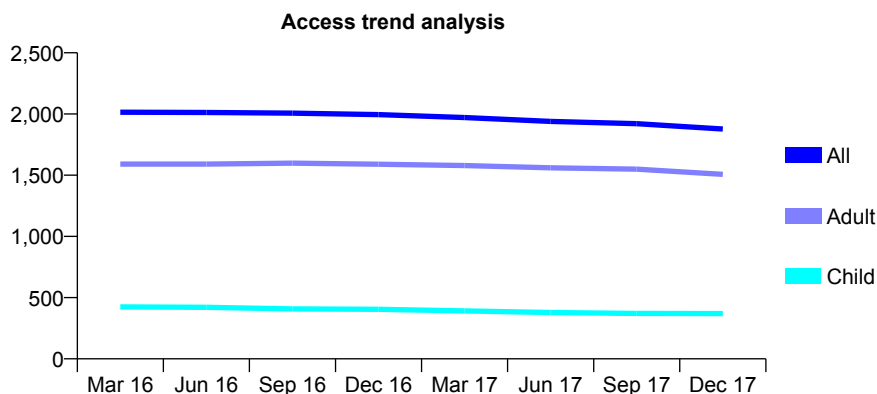
## Q46 - Vital Signs At a Glance Contract Report for 738689/0001 - December 2017

Name or company name	MR ID HASKINS
Contract type name	GDS Contract
Purpose of contract	General
Contract start date	01/04/2006
Contract end date	

17/18 Contracted general activity (UDA)	5,000
Carry forward general activity (UDA)	-100
17/18 Contracted orthodontic activity (UOA)	0
Carry forward orthodontic activity (UOA)	0
Baseline contract value	£116,681.78

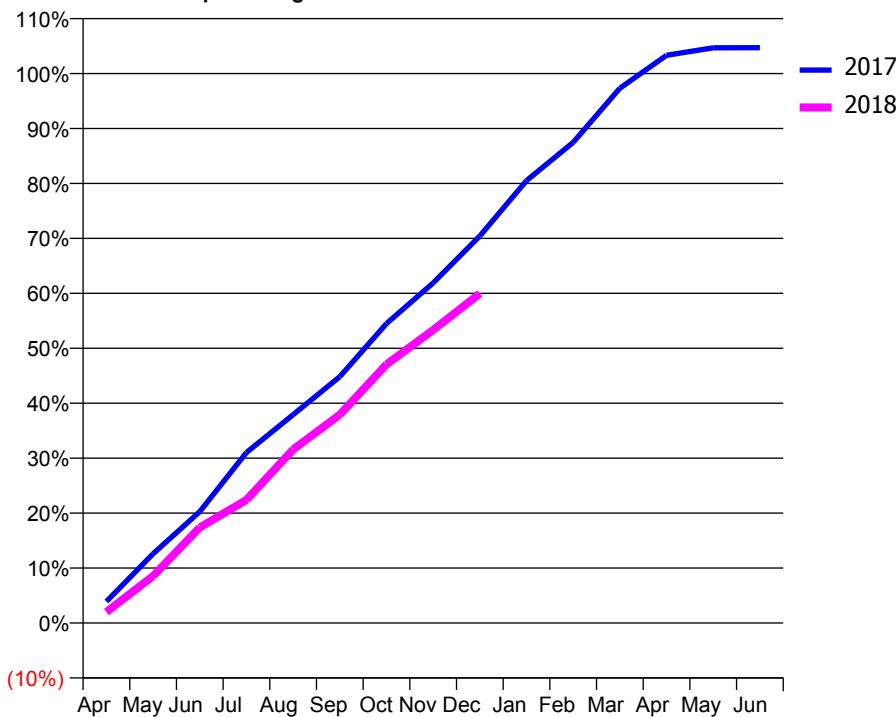
### ACCESS\*

Patients seen in 24 months	Total	Change since previous quarter
Quarter ending December 2016	1,995	
Quarter ending March 2017	1,971	↓
Quarter ending June 2017	1,939	↓
Quarter ending September 2017	1,921	→
Quarter ending December 2017	1,877	↓
<b>Variance since December 2016</b>	<b>(5.9%)</b>	<b>↓</b>



### ACTIVITY

Cumulative percentage of contracted UDA delivered 2017 & 2018



Month	Adjusted Scheduled Activity (UDA)	
	2017	2018
April	196	100
May	630	427
June	1,014	870
July	1,551	1,120
August	1,896	1,579
September	2,241	1,895
October	2,725	2,354
November	3,094	2,666
December	3,521	2,997
January	4,025	
February	4,373	
March	4,867	
April	5,166	
May	5,234	
June	5,235	

### QUALITY

	Quantity	Base Number	Contract	AT	Region	England
% of FP17s for the same patient ID Re-attending within 3 months - Children	15	386	3.9%	12.4%	12.9%	12.0%
% of FP17s for the same patient ID Re-attending within 3 months - Adults	303	1,671	18.1%	16.8%	16.5%	15.9%
% of FP17s for the same patient ID Re-attending between 3 & 9 months - Children	251	386	65.0%	57.3%	59.6%	58.0%
% of FP17s for the same patient ID Re-attending between 3 & 9 months - Adults	1,002	1,671	60.0%	50.6%	52.8%	50.5%
% of FP17s for Band 1 Urgent Courses	140	1,832	7.6%	10.2%	9.1%	9.0%
% of FP17s Relating to Free Repair or Replacements	57	1,832	3.1%	0.9%	1.0%	0.8%
% of FP17s Relating to Continuations	33	1,832	1.8%	1.0%	1.2%	1.1%
% of Patients satisfied with the dentistry they have received	0	0	N/A	91.8%	91.6%	91.5%
% of Patients satisfied with the time they had to wait for an appointment	0	0	N/A	88.2%	88.3%	87.9%

\* This is based on patients treated on this contract for their most recent course of treatment. Figures in italics indicate the base number of FP17s or Patient Questionnaire responses are less than 100. N/A is shown where the base number of responses is less than 10 during the period. % is calculated as Quantity/Base number\*100

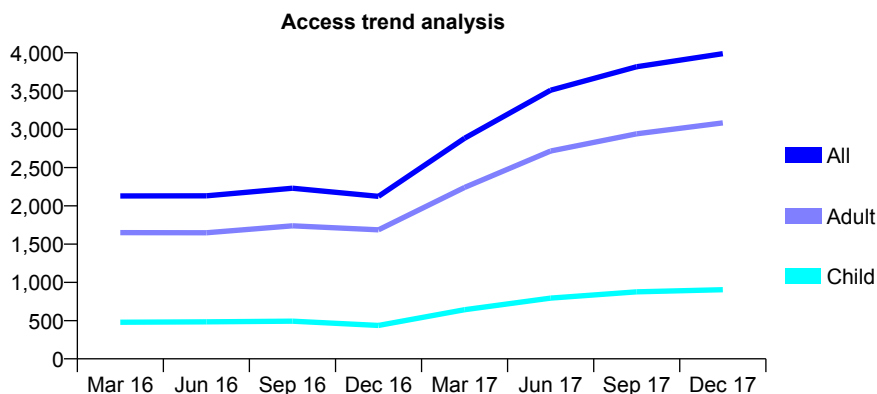
## Q46 - Vital Signs At a Glance Contract Report for 739650/0001 - December 2017

Name or company name	Ms G Midha
Contract type name	GDS Contract
Purpose of contract	General
Contract start date	01/04/2006
Contract end date	

17/18 Contracted general activity (UDA)	16,034
Carry forward general activity (UDA)	0
17/18 Contracted orthodontic activity (UOA)	0
Carry forward orthodontic activity (UOA)	0
Baseline contract value	£373,367.78

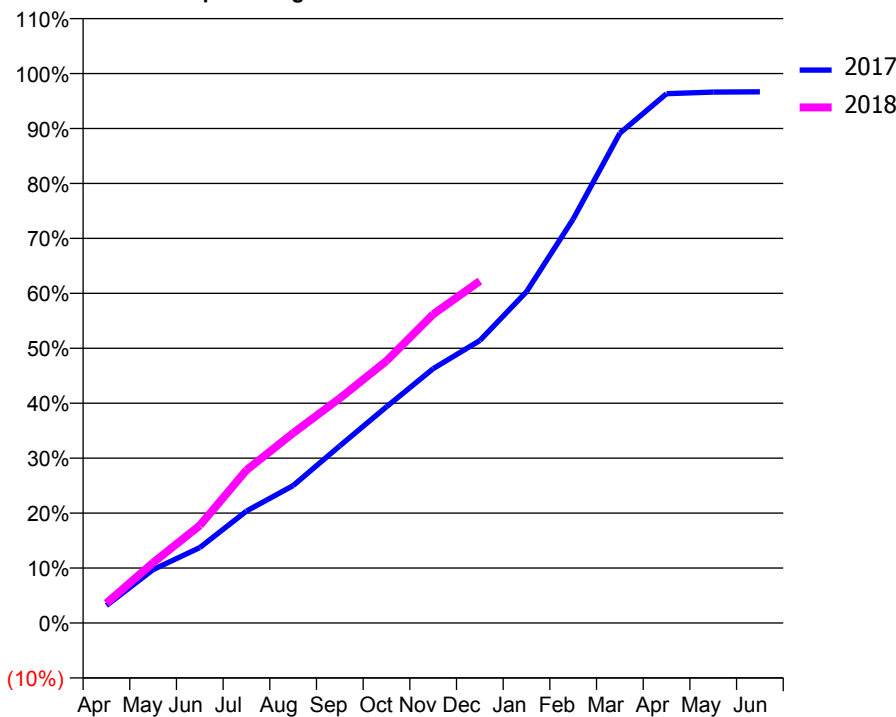
### ACCESS\*

Patients seen in 24 months	Total	Change since previous quarter
Quarter ending December 2016	2,123	
Quarter ending March 2017	2,883	↑
Quarter ending June 2017	3,511	↑
Quarter ending September 2017	3,817	↑
Quarter ending December 2017	3,988	↑
<b>Variance since December 2016</b>	<b>87.8%</b>	<b>↑</b>



### ACTIVITY

Cumulative percentage of contracted UDA delivered 2017 & 2018



Month	Adjusted Scheduled Activity (UDA)	
	2017	2018
April	323	577
May	985	1,762
June	1,391	2,844
July	2,064	4,461
August	2,535	5,542
September	3,267	6,560
October	3,988	7,647
November	4,693	9,008
December	5,210	9,980
January	6,111	
February	7,451	
March	9,037	
April	9,765	
May	9,794	
June	9,798	

### QUALITY

	Quantity	Base Number	Contract	AT	Region	England
% of FP17s for the same patient ID Re-attending within 3 months - Children	116	998	11.6%	12.4%	12.9%	12.0%
% of FP17s for the same patient ID Re-attending within 3 months - Adults	923	3,878	23.8%	16.8%	16.5%	15.9%
% of FP17s for the same patient ID Re-attending between 3 & 9 months - Children	380	998	38.1%	57.3%	59.6%	58.0%
% of FP17s for the same patient ID Re-attending between 3 & 9 months - Adults	1,451	3,878	37.4%	50.6%	52.8%	50.5%
% of FP17s for Band 1 Urgent Courses	930	4,580	20.3%	10.2%	9.1%	9.0%
% of FP17s Relating to Free Repair or Replacements	47	4,580	1.0%	0.9%	1.0%	0.8%
% of FP17s Relating to Continuations	59	4,580	1.3%	1.0%	1.2%	1.1%
% of Patients satisfied with the dentistry they have received	1	1	N/A	91.8%	91.6%	91.5%
% of Patients satisfied with the time they had to wait for an appointment	1	1	N/A	88.2%	88.3%	87.9%

\* This is based on patients treated on this contract for their most recent course of treatment. Figures in italics indicate the base number of FP17s or Patient Questionnaire responses are less than 100. N/A is shown where the base number of responses is less than 10 during the period. % is calculated as Quantity/Base number\*100

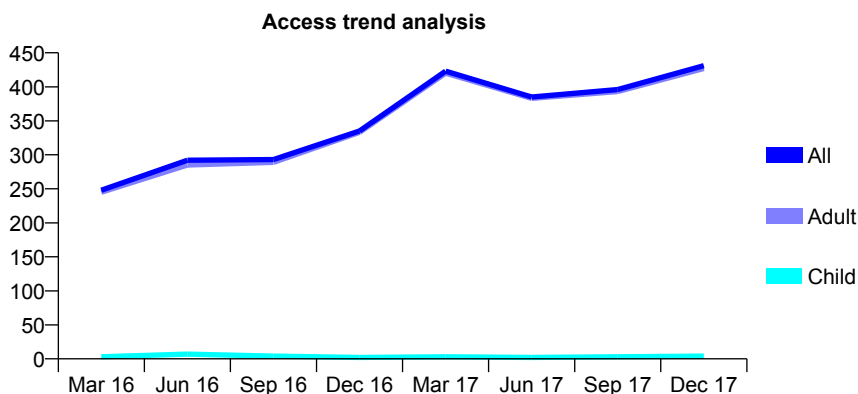
## Q46 - Vital Signs At a Glance Contract Report for 741582/0001 - December 2017

Name or company name	Red Rose Dental Group
Contract type name	PDS Contract
Purpose of contract	General
Contract start date	01/09/2007
Contract end date	31/03/2019

17/18 Contracted general activity (UDA)	1,392
Carry forward general activity (UDA)	0
17/18 Contracted orthodontic activity (UOA)	0
Carry forward orthodontic activity (UOA)	0
Baseline contract value	£253,524.27

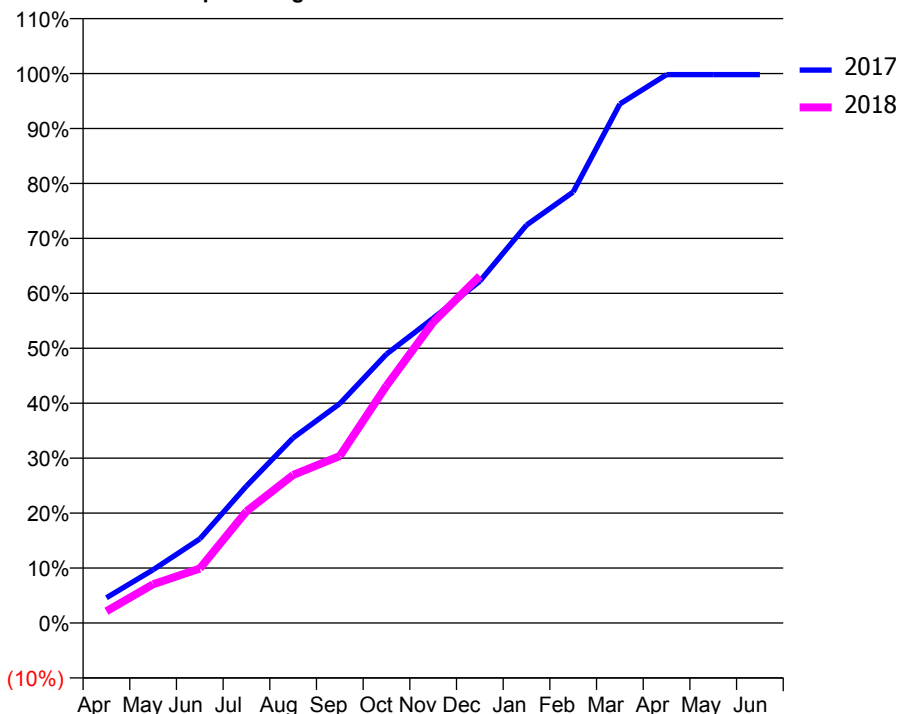
### ACCESS\*

Patients seen in 24 months	Total	Change since previous quarter
Quarter ending December 2016	335	
Quarter ending March 2017	423	↑
Quarter ending June 2017	385	↓
Quarter ending September 2017	396	↑
Quarter ending December 2017	431	↑
<b>Variance since December 2016</b>	<b>28.7%</b>	<b>↑</b>



### ACTIVITY

Cumulative percentage of contracted UDA delivered 2017 & 2018



Month	Adjusted Scheduled Activity (UDA)	
	2017	2018
April	64	30
May	135	98
June	213	138
July	347	283
August	469	375
September	556	423
October	681	601
November	772	762
December	866	879
January	1,008	
February	1,092	
March	1,315	
April	1,389	
May	1,389	
June	1,389	

### QUALITY

	Quantity	Base Number	Contract	AT	Region	England
% of FP17s for the same patient ID Re-attending within 3 months - Children	0	4	0.0%	12.4%	12.9%	12.0%
% of FP17s for the same patient ID Re-attending within 3 months - Adults	13	358	3.6%	16.8%	16.5%	15.9%
% of FP17s for the same patient ID Re-attending between 3 & 9 months - Children	0	4	0.0%	57.3%	59.6%	58.0%
% of FP17s for the same patient ID Re-attending between 3 & 9 months - Adults	0	358	0.0%	50.6%	52.8%	50.5%
% of FP17s for Band 1 Urgent Courses	0	332	0.0%	10.2%	9.1%	9.0%
% of FP17s Relating to Free Repair or Replacements	0	332	0.0%	0.9%	1.0%	0.8%
% of FP17s Relating to Continuations	0	332	0.0%	1.0%	1.2%	1.1%
% of Patients satisfied with the dentistry they have received	0	0	N/A	91.8%	91.6%	91.5%
% of Patients satisfied with the time they had to wait for an appointment	0	0	N/A	88.2%	88.3%	87.9%

\* This is based on patients treated on this contract for their most recent course of treatment. Figures in italics indicate the base number of FP17s or Patient Questionnaire responses are less than 100. N/A is shown where the base number of responses is less than 10 during the period. % is calculated as Quantity/Base number\*100

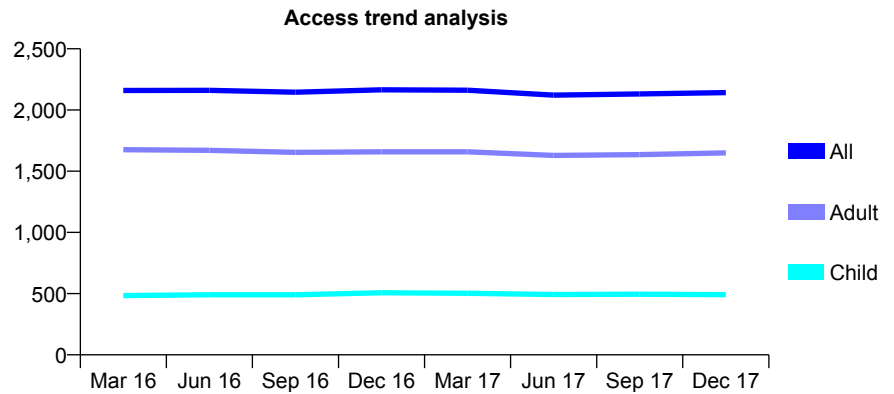
## Q46 - Vital Signs At a Glance Contract Report for 742422/0001 - December 2017

Name or company name	MRS JM MASON
Contract type name	GDS Contract
Purpose of contract	General
Contract start date	01/04/2006
Contract end date	

17/18 Contracted general activity (UDA)	7,226
Carry forward general activity (UDA)	-148
17/18 Contracted orthodontic activity (UOA)	0
Carry forward orthodontic activity (UOA)	0
Baseline contract value	£174,372.63

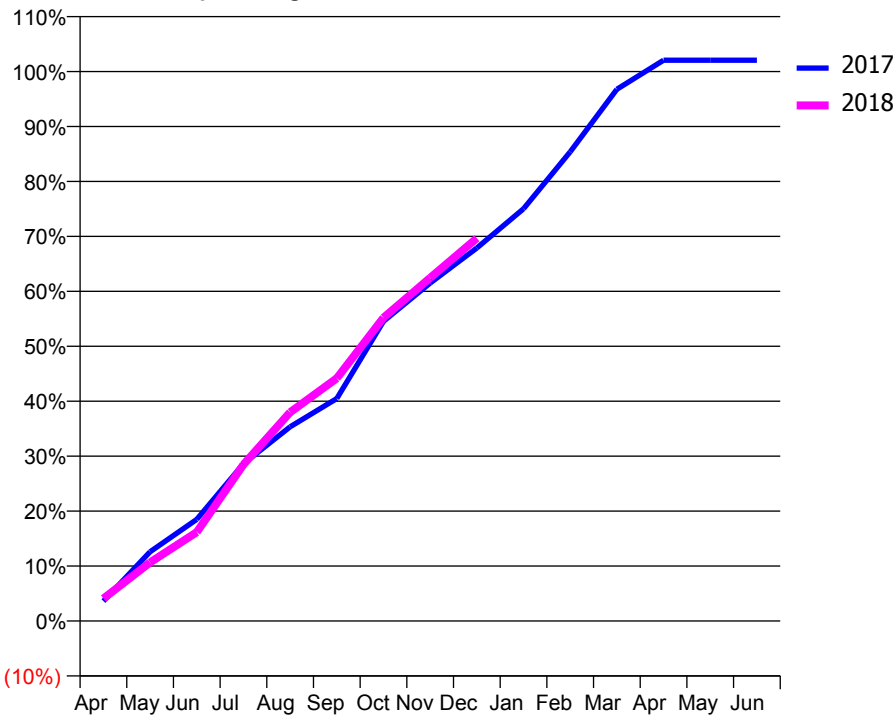
### ACCESS\*

Patients seen in 24 months	Total	Change since previous quarter
Quarter ending December 2016	2,165	
Quarter ending March 2017	2,162	→
Quarter ending June 2017	2,122	↓
Quarter ending September 2017	2,131	→
Quarter ending December 2017	2,142	→
<b>Variance since December 2016</b>	<b>(1.1%)</b>	<b>↓</b>



### ACTIVITY

Cumulative percentage of contracted UDA delivered 2017 & 2018



Month	Adjusted Scheduled Activity (UDA)	
	2017	2018
April	262	296
May	912	771
June	1,336	1,170
July	2,069	2,057
August	2,553	2,745
September	2,925	3,193
October	3,940	3,989
November	4,444	4,513
December	4,906	5,033
January	5,422	
February	6,170	
March	6,992	
April	7,374	
May	7,374	
June	7,374	

### QUALITY

	Quantity	Base Number	Contract	AT	Region	England
% of FP17s for the same patient ID Re-attending within 3 months - Children	42	570	7.4%	12.4%	12.9%	12.0%
% of FP17s for the same patient ID Re-attending within 3 months - Adults	187	1,650	11.3%	16.8%	16.5%	15.9%
% of FP17s for the same patient ID Re-attending between 3 & 9 months - Children	338	570	59.3%	57.3%	59.6%	58.0%
% of FP17s for the same patient ID Re-attending between 3 & 9 months - Adults	872	1,650	52.8%	50.6%	52.8%	50.5%
% of FP17s for Band 1 Urgent Courses	164	2,058	8.0%	10.2%	9.1%	9.0%
% of FP17s Relating to Free Repair or Replacements	64	2,058	3.1%	0.9%	1.0%	0.8%
% of FP17s Relating to Continuations	15	2,058	0.7%	1.0%	1.2%	1.1%
% of Patients satisfied with the dentistry they have received	3	3	N/A	91.8%	91.6%	91.5%
% of Patients satisfied with the time they had to wait for an appointment	2	3	N/A	88.2%	88.3%	87.9%

\* This is based on patients treated on this contract for their most recent course of treatment. Figures in italics indicate the base number of FP17s or Patient Questionnaire responses are less than 100. N/A is shown where the base number of responses is less than 10 during the period. % is calculated as Quantity/Base number\*100

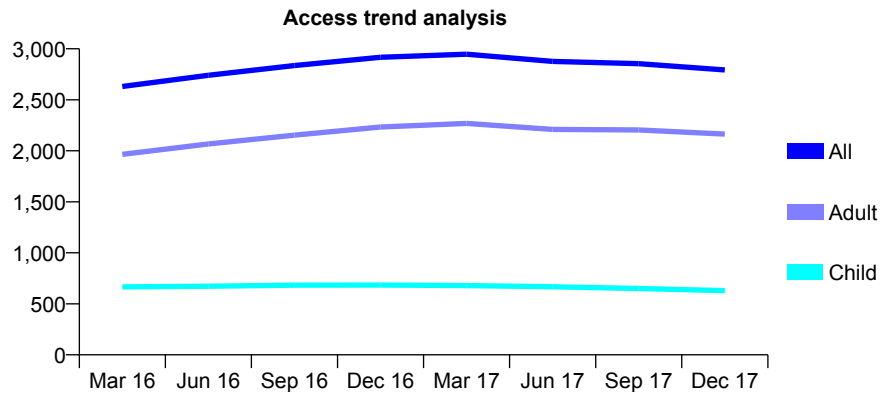
## Q46 - Vital Signs At a Glance Contract Report for 746428/0001 - December 2017

Name or company name	MR EH BURKE
Contract type name	GDS Contract
Purpose of contract	General
Contract start date	01/03/2015
Contract end date	

17/18 Contracted general activity (UDA)	8,718
Carry forward general activity (UDA)	1,138
17/18 Contracted orthodontic activity (UOA)	0
Carry forward orthodontic activity (UOA)	0
Baseline contract value	£277,413.01

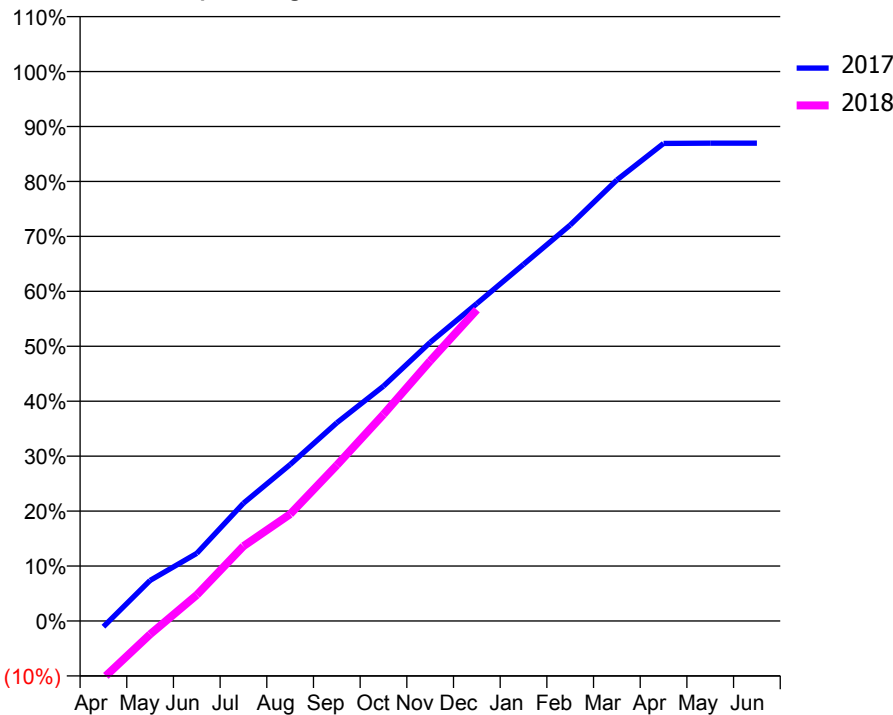
### ACCESS\*

Patients seen in 24 months	Total	Change since previous quarter
Quarter ending December 2016	2,917	
Quarter ending March 2017	2,947	→
Quarter ending June 2017	2,877	↓
Quarter ending September 2017	2,854	→
Quarter ending December 2017	2,793	↓
<b>Variance since December 2016</b>	<b>(4.3%)</b>	<b>↓</b>



### ACTIVITY

Cumulative percentage of contracted UDA delivered 2017 & 2018



Month	Adjusted Scheduled Activity (UDA)	
	2017	2018
April	-91	-908
May	644	-212
June	1,074	413
July	1,870	1,188
August	2,482	1,696
September	3,146	2,473
October	3,727	3,278
November	4,420	4,126
December	5,037	4,939
January	5,658	
February	6,283	
March	6,998	
April	7,577	
May	7,580	
June	7,580	

### QUALITY

	Quantity	Base Number	Contract	AT	Region	England
% of FP17s for the same patient ID Re-attending within 3 months - Children	51	848	6.0%	12.4%	12.9%	12.0%
% of FP17s for the same patient ID Re-attending within 3 months - Adults	398	2,594	15.3%	16.8%	16.5%	15.9%
% of FP17s for the same patient ID Re-attending between 3 & 9 months - Children	618	848	72.9%	57.3%	59.6%	58.0%
% of FP17s for the same patient ID Re-attending between 3 & 9 months - Adults	1,555	2,594	59.9%	50.6%	52.8%	50.5%
% of FP17s for Band 1 Urgent Courses	164	3,178	5.2%	10.2%	9.1%	9.0%
% of FP17s Relating to Free Repair or Replacements	16	3,178	0.5%	0.9%	1.0%	0.8%
% of FP17s Relating to Continuations	43	3,178	1.4%	1.0%	1.2%	1.1%
% of Patients satisfied with the dentistry they have received	1	1	N/A	91.8%	91.6%	91.5%
% of Patients satisfied with the time they had to wait for an appointment	1	1	N/A	88.2%	88.3%	87.9%

\* This is based on patients treated on this contract for their most recent course of treatment. Figures in italics indicate the base number of FP17s or Patient Questionnaire responses are less than 100. N/A is shown where the base number of responses is less than 10 during the period. % is calculated as Quantity/Base number\*100

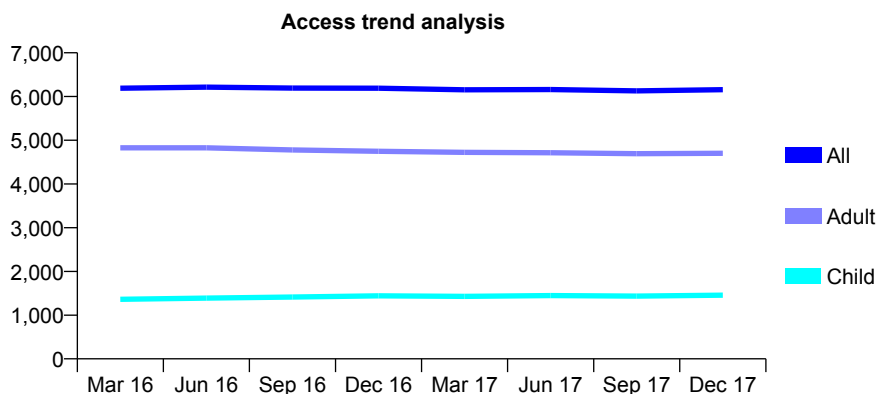
## Q46 - Vital Signs At a Glance Contract Report for 749389/0001 - December 2017

Name or company name	MR PJ HUGHES
Contract type name	GDS Contract
Purpose of contract	General
Contract start date	01/02/2008
Contract end date	

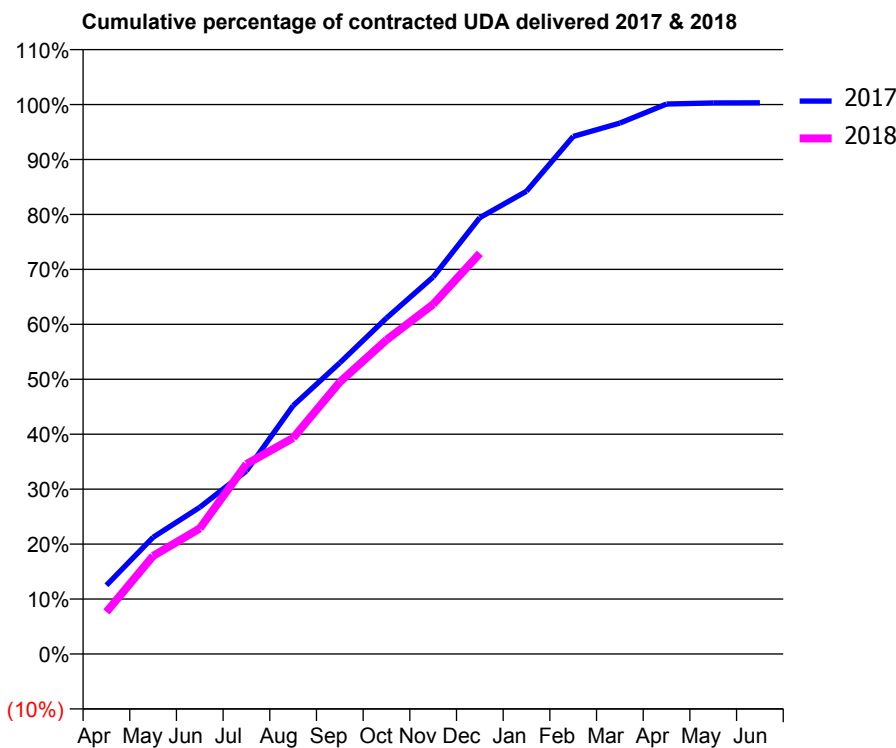
17/18 Contracted general activity (UDA)	15,643
Carry forward general activity (UDA)	-49
17/18 Contracted orthodontic activity (UOA)	0
Carry forward orthodontic activity (UOA)	0
Baseline contract value	£424,212.82

### ACCESS\*

Patients seen in 24 months	Total	Change since previous quarter
Quarter ending December 2016	6,190	
Quarter ending March 2017	6,153	→
Quarter ending June 2017	6,161	→
Quarter ending September 2017	6,130	→
Quarter ending December 2017	6,157	→
<b>Variance since December 2016</b>	<b>(0.5%)</b>	→



### ACTIVITY



Month	Adjusted Scheduled Activity (UDA)	
	2017	2018
April	1,955	1,198
May	3,325	2,793
June	4,178	3,574
July	5,216	5,409
August	7,069	6,151
September	8,290	7,741
October	9,563	8,940
November	10,733	9,954
December	12,422	11,406
January	13,176	
February	14,734	
March	15,114	
April	15,655	
May	15,689	
June	15,692	

### QUALITY

	Quantity	Base Number	Contract	AT	Region	England
% of FP17s for the same patient ID Re-attending within 3 months - Children	89	1,689	5.3%	12.4%	12.9%	12.0%
% of FP17s for the same patient ID Re-attending within 3 months - Adults	748	5,418	13.8%	16.8%	16.5%	15.9%
% of FP17s for the same patient ID Re-attending between 3 & 9 months - Children	1,114	1,689	66.0%	57.3%	59.6%	58.0%
% of FP17s for the same patient ID Re-attending between 3 & 9 months - Adults	2,713	5,418	50.1%	50.6%	52.8%	50.5%
% of FP17s for Band 1 Urgent Courses	362	6,893	5.3%	10.2%	9.1%	9.0%
% of FP17s Relating to Free Repair or Replacements	114	6,893	1.7%	0.9%	1.0%	0.8%
% of FP17s Relating to Continuations	73	6,893	1.1%	1.0%	1.2%	1.1%
% of Patients satisfied with the dentistry they have received	1	1	N/A	91.8%	91.6%	91.5%
% of Patients satisfied with the time they had to wait for an appointment	1	1	N/A	88.2%	88.3%	87.9%

\* This is based on patients treated on this contract for their most recent course of treatment. Figures in italics indicate the base number of FP17s or Patient Questionnaire responses are less than 100. N/A is shown where the base number of responses is less than 10 during the period. % is calculated as Quantity/Base number\*100

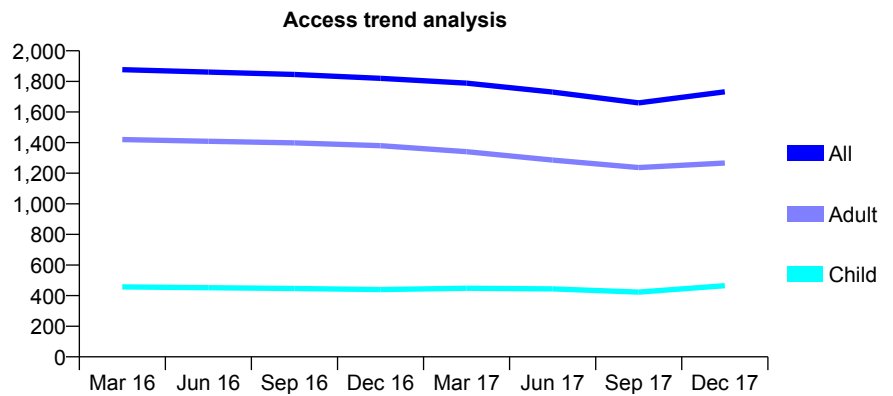
## Q46 - Vital Signs At a Glance Contract Report for 749656/0004 - December 2017

Name or company name	MR R HUNTER-JAMES
Contract type name	GDS Contract
Purpose of contract	General
Contract start date	01/04/2006
Contract end date	

17/18 Contracted general activity (UDA)	5,777
Carry forward general activity (UDA)	0
17/18 Contracted orthodontic activity (UOA)	0
Carry forward orthodontic activity (UOA)	0
Baseline contract value	£156,236.33

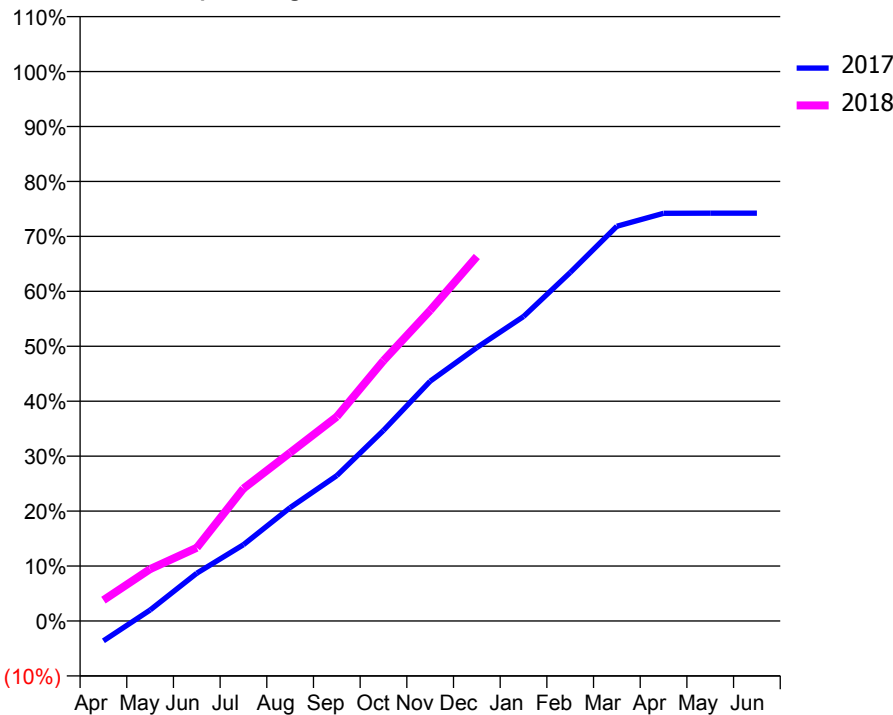
### ACCESS\*

Patients seen in 24 months	Total	Change since previous quarter
Quarter ending December 2016	1,820	
Quarter ending March 2017	1,789	↓
Quarter ending June 2017	1,730	↓
Quarter ending September 2017	1,660	↓
Quarter ending December 2017	1,732	↑
<b>Variance since December 2016</b>	<b>(4.8%)</b>	<b>↓</b>



### ACTIVITY

Cumulative percentage of contracted UDA delivered 2017 & 2018



Month	Adjusted Scheduled Activity (UDA)	
	2017	2018
April	-210	219
May	116	546
June	503	771
July	803	1,393
August	1,192	1,770
September	1,529	2,148
October	2,005	2,737
November	2,522	3,265
December	2,875	3,832
January	3,202	
February	3,663	
March	4,151	
April	4,287	
May	4,288	
June	4,288	

### QUALITY

	Quantity	Base Number	Contract	AT	Region	England
% of FP17s for the same patient ID Re-attending within 3 months - Children	34	424	8.0%	12.4%	12.9%	12.0%
% of FP17s for the same patient ID Re-attending within 3 months - Adults	182	1,168	15.6%	16.8%	16.5%	15.9%
% of FP17s for the same patient ID Re-attending between 3 & 9 months - Children	167	424	39.4%	57.3%	59.6%	58.0%
% of FP17s for the same patient ID Re-attending between 3 & 9 months - Adults	388	1,168	33.2%	50.6%	52.8%	50.5%
% of FP17s for Band 1 Urgent Courses	166	1,530	10.8%	10.2%	9.1%	9.0%
% of FP17s Relating to Free Repair or Replacements	5	1,530	0.3%	0.9%	1.0%	0.8%
% of FP17s Relating to Continuations	9	1,530	0.6%	1.0%	1.2%	1.1%
% of Patients satisfied with the dentistry they have received	0	0	N/A	91.8%	91.6%	91.5%
% of Patients satisfied with the time they had to wait for an appointment	0	0	N/A	88.2%	88.3%	87.9%

\* This is based on patients treated on this contract for their most recent course of treatment. Figures in italics indicate the base number of FP17s or Patient Questionnaire responses are less than 100. N/A is shown where the base number of responses is less than 10 during the period. % is calculated as Quantity/Base number\*100



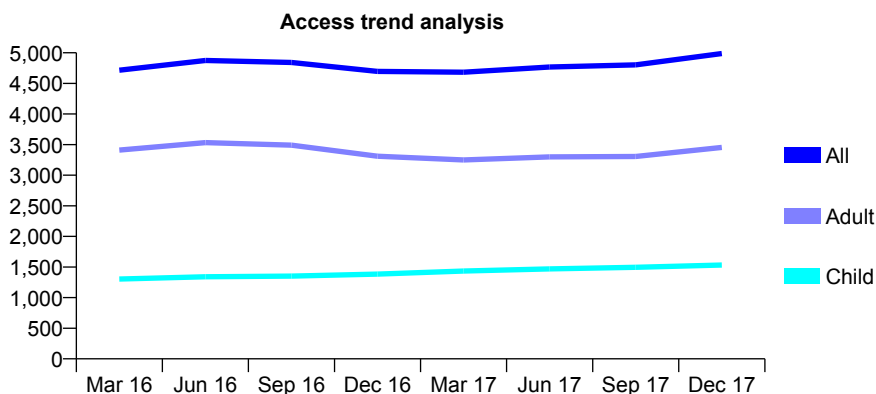
## Q46 - Vital Signs At a Glance Contract Report for 755931/0003 - December 2017

Name or company name	MISS R DHARIWAL
Contract type name	GDS Contract
Purpose of contract	General
Contract start date	07/12/2009
Contract end date	

17/18 Contracted general activity (UDA)	13,345
Carry forward general activity (UDA)	-267
17/18 Contracted orthodontic activity (UOA)	0
Carry forward orthodontic activity (UOA)	0
Baseline contract value	£329,967.85

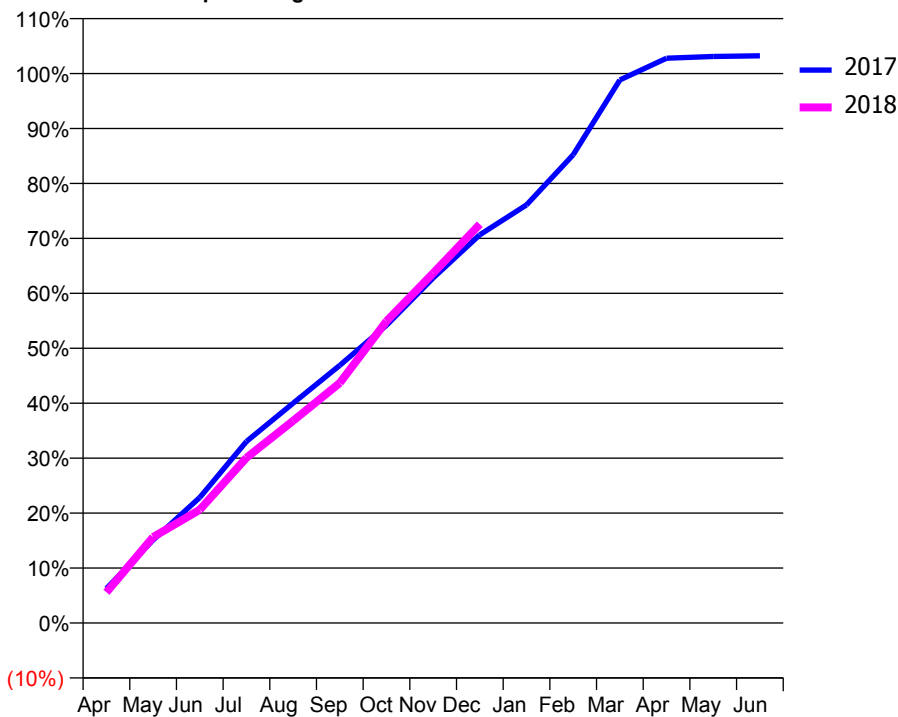
### ACCESS\*

Patients seen in 24 months	Total	Change since previous quarter
Quarter ending December 2016	4,695	
Quarter ending March 2017	4,683	→
Quarter ending June 2017	4,769	→
Quarter ending September 2017	4,802	→
Quarter ending December 2017	4,987	↑
<b>Variance since December 2016</b>	<b>6.2%</b>	<b>↑</b>



### ACTIVITY

Cumulative percentage of contracted UDA delivered 2017 & 2018



Month	Adjusted Scheduled Activity (UDA)	
	2017	2018
April	837	746
May	2,016	2,088
June	3,050	2,750
July	4,410	4,014
August	5,339	4,913
September	6,257	5,830
October	7,229	7,329
November	8,381	8,497
December	9,428	9,683
January	10,155	
February	11,371	
March	13,190	
April	13,715	
May	13,757	
June	13,774	

### QUALITY

	Quantity	Base Number	Contract	AT	Region	England
% of FP17s for the same patient ID Re-attending within 3 months - Children	550	2,289	24.0%	12.4%	12.9%	12.0%
% of FP17s for the same patient ID Re-attending within 3 months - Adults	350	2,784	12.6%	16.8%	16.5%	15.9%
% of FP17s for the same patient ID Re-attending between 3 & 9 months - Children	1,216	2,289	53.1%	57.3%	59.6%	58.0%
% of FP17s for the same patient ID Re-attending between 3 & 9 months - Adults	1,021	2,784	36.7%	50.6%	52.8%	50.5%
% of FP17s for Band 1 Urgent Courses	423	4,838	8.7%	10.2%	9.1%	9.0%
% of FP17s Relating to Free Repair or Replacements	17	4,838	0.4%	0.9%	1.0%	0.8%
% of FP17s Relating to Continuations	94	4,838	1.9%	1.0%	1.2%	1.1%
% of Patients satisfied with the dentistry they have received	1	1	N/A	91.8%	91.6%	91.5%
% of Patients satisfied with the time they had to wait for an appointment	0	1	N/A	88.2%	88.3%	87.9%

\* This is based on patients treated on this contract for their most recent course of treatment. Figures in italics indicate the base number of FP17s or Patient Questionnaire responses are less than 100. N/A is shown where the base number of responses is less than 10 during the period. % is calculated as Quantity/Base number\*100

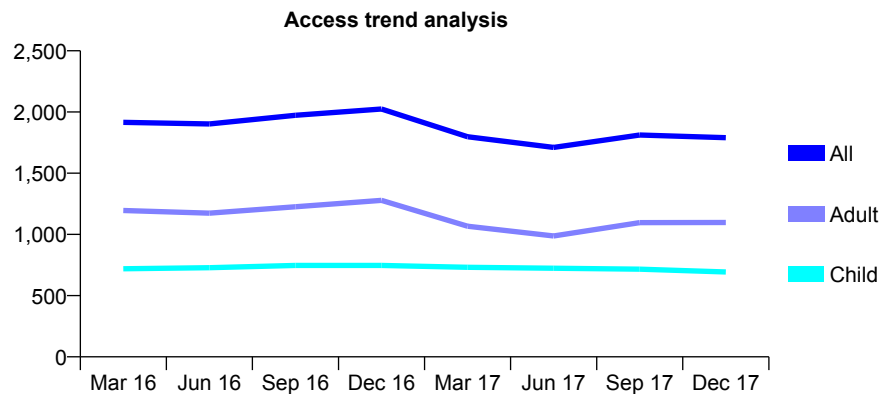
## Q46 - Vital Signs At a Glance Contract Report for 755931/0006 - December 2017

Name or company name	MISS R DHARIWAL
Contract type name	GDS Contract
Purpose of contract	General
Contract start date	01/02/2012
Contract end date	

17/18 Contracted general activity (UDA)	4,340
Carry forward general activity (UDA)	-22
17/18 Contracted orthodontic activity (UOA)	0
Carry forward orthodontic activity (UOA)	0
Baseline contract value	£107,316.46

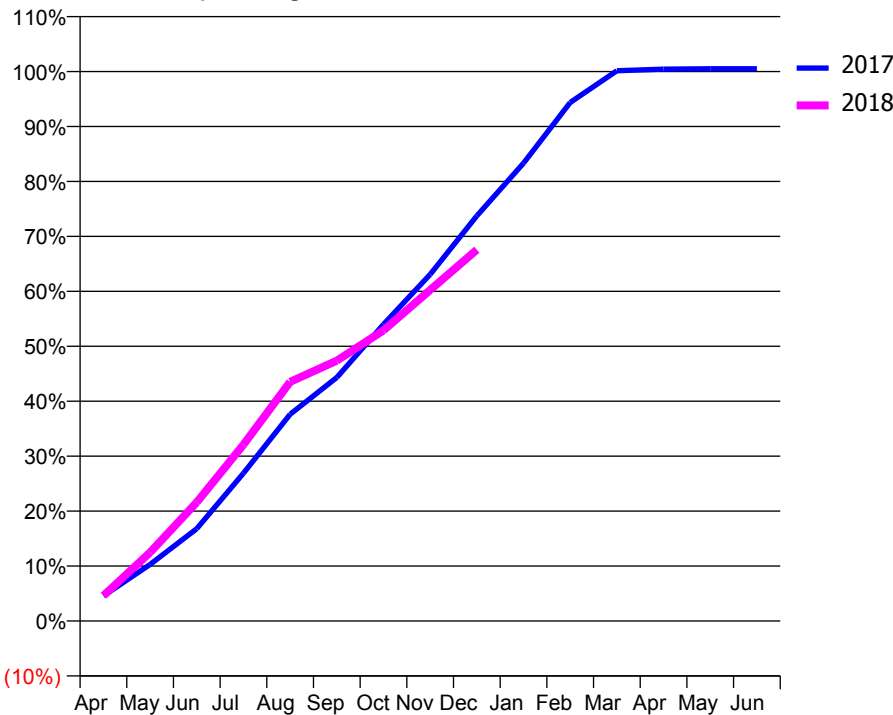
### ACCESS\*

Patients seen in 24 months	Total	Change since previous quarter
Quarter ending December 2016	2,025	
Quarter ending March 2017	1,798	↓
Quarter ending June 2017	1,711	↓
Quarter ending September 2017	1,812	↑
Quarter ending December 2017	1,790	↓
<b>Variance since December 2016</b>	<b>(11.6%)</b>	<b>↓</b>



### ACTIVITY

Cumulative percentage of contracted UDA delivered 2017 & 2018



Month	Adjusted Scheduled Activity (UDA)	
	2017	2018
April	199	199
May	447	542
June	730	937
July	1,168	1,393
August	1,633	1,889
September	1,924	2,056
October	2,343	2,296
November	2,738	2,614
December	3,200	2,932
January	3,616	
February	4,095	
March	4,346	
April	4,359	
May	4,362	
June	4,362	

### QUALITY

	Quantity	Base Number	Contract	AT	Region	England
% of FP17s for the same patient ID Re-attending within 3 months - Children	53	664	8.0%	12.4%	12.9%	12.0%
% of FP17s for the same patient ID Re-attending within 3 months - Adults	90	794	11.3%	16.8%	16.5%	15.9%
% of FP17s for the same patient ID Re-attending between 3 & 9 months - Children	350	664	52.7%	57.3%	59.6%	58.0%
% of FP17s for the same patient ID Re-attending between 3 & 9 months - Adults	259	794	32.6%	50.6%	52.8%	50.5%
% of FP17s for Band 1 Urgent Courses	231	1,450	15.9%	10.2%	9.1%	9.0%
% of FP17s Relating to Free Repair or Replacements	4	1,450	0.3%	0.9%	1.0%	0.8%
% of FP17s Relating to Continuations	1	1,450	0.1%	1.0%	1.2%	1.1%
% of Patients satisfied with the dentistry they have received	0	0	N/A	91.8%	91.6%	91.5%
% of Patients satisfied with the time they had to wait for an appointment	0	0	N/A	88.2%	88.3%	87.9%

\* This is based on patients treated on this contract for their most recent course of treatment. Figures in italics indicate the base number of FP17s or Patient Questionnaire responses are less than 100. N/A is shown where the base number of responses is less than 10 during the period. % is calculated as Quantity/Base number\*100

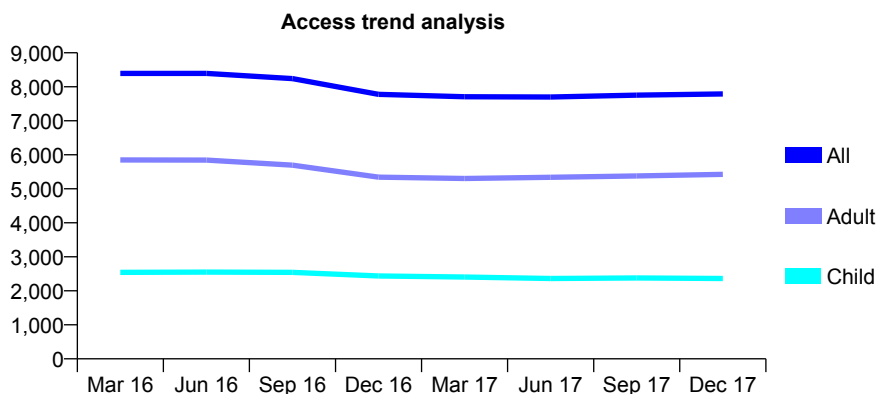
## Q46 - Vital Signs At a Glance Contract Report for 755931/0008 - December 2017

Name or company name	MISS R DHARIWAL
Contract type name	GDS Contract
Purpose of contract	General
Contract start date	01/02/2014
Contract end date	

17/18 Contracted general activity (UDA)	22,713
Carry forward general activity (UDA)	338
17/18 Contracted orthodontic activity (UOA)	0
Carry forward orthodontic activity (UOA)	0
Baseline contract value	£638,345.05

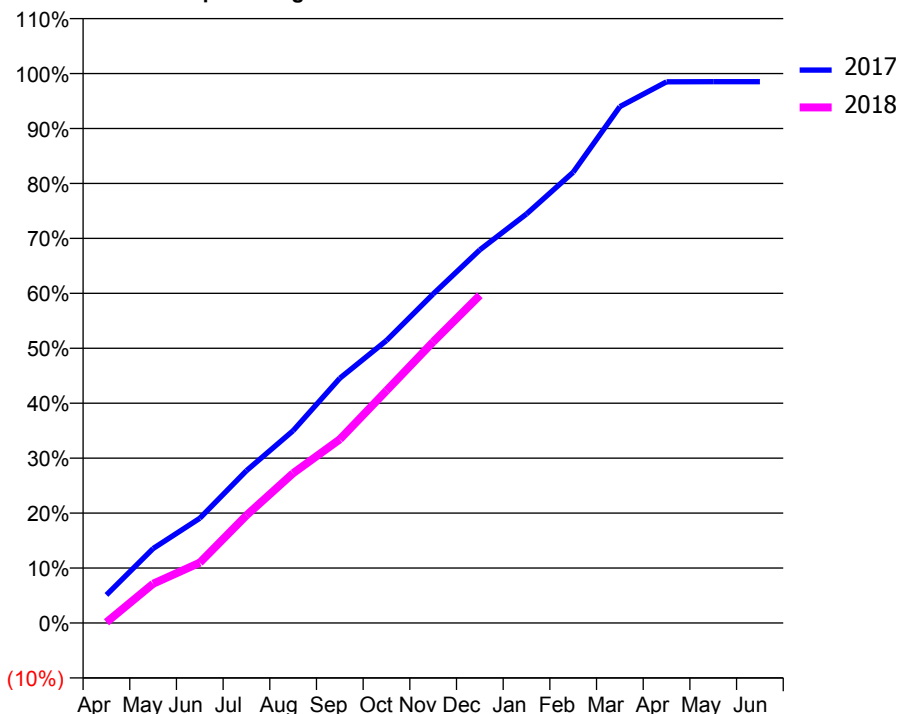
### ACCESS\*

Patients seen in 24 months	Total	Change since previous quarter
Quarter ending December 2016	7,779	
Quarter ending March 2017	7,708	→
Quarter ending June 2017	7,701	→
Quarter ending September 2017	7,756	→
Quarter ending December 2017	7,790	→
<b>Variance since December 2016</b>	<b>0.1%</b>	<b>→</b>



### ACTIVITY

Cumulative percentage of contracted UDA delivered 2017 & 2018



Month	Adjusted Scheduled Activity (UDA)	
	2017	2018
April	1,161	31
May	3,078	1,625
June	4,331	2,494
July	6,300	4,453
August	7,953	6,195
September	10,118	7,591
October	11,674	9,607
November	13,602	11,623
December	15,425	13,548
January	16,907	
February	18,630	
March	21,342	
April	22,370	
May	22,375	
June	22,375	

### QUALITY

	Quantity	Base Number	Contract	AT	Region	England
% of FP17s for the same patient ID Re-attending within 3 months - Children	286	2,552	11.2%	12.4%	12.9%	12.0%
% of FP17s for the same patient ID Re-attending within 3 months - Adults	1,004	5,145	19.5%	16.8%	16.5%	15.9%
% of FP17s for the same patient ID Re-attending between 3 & 9 months - Children	1,405	2,552	55.1%	57.3%	59.6%	58.0%
% of FP17s for the same patient ID Re-attending between 3 & 9 months - Adults	1,721	5,145	33.4%	50.6%	52.8%	50.5%
% of FP17s for Band 1 Urgent Courses	1,631	7,229	22.6%	10.2%	9.1%	9.0%
% of FP17s Relating to Free Repair or Replacements	17	7,229	0.2%	0.9%	1.0%	0.8%
% of FP17s Relating to Continuations	20	7,229	0.3%	1.0%	1.2%	1.1%
% of Patients satisfied with the dentistry they have received	4	5	N/A	91.8%	91.6%	91.5%
% of Patients satisfied with the time they had to wait for an appointment	5	5	N/A	88.2%	88.3%	87.9%

\* This is based on patients treated on this contract for their most recent course of treatment. Figures in italics indicate the base number of FP17s or Patient Questionnaire responses are less than 100. N/A is shown where the base number of responses is less than 10 during the period. % is calculated as Quantity/Base number\*100

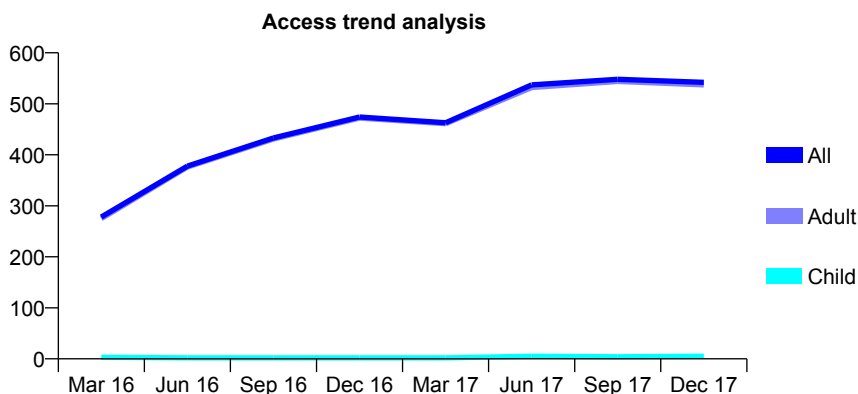
## Q46 - Vital Signs At a Glance Contract Report for 755982/0001 - December 2017

Name or company name	Al-Kassab / Sapong
Contract type name	GDS Contract
Purpose of contract	General
Contract start date	01/04/2006
Contract end date	

17/18 Contracted general activity (UDA)	1,461
Carry forward general activity (UDA)	-8
17/18 Contracted orthodontic activity (UOA)	0
Carry forward orthodontic activity (UOA)	0
Baseline contract value	£83,550.62

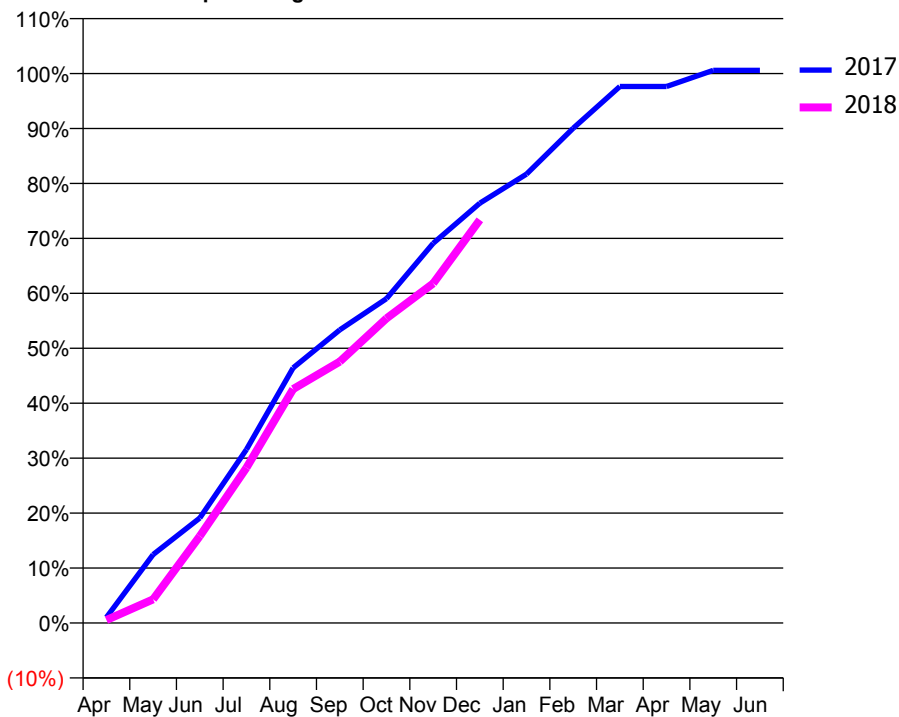
### ACCESS\*

Patients seen in 24 months	Total	Change since previous quarter
Quarter ending December 2016	474	
Quarter ending March 2017	463	↓
Quarter ending June 2017	537	↑
Quarter ending September 2017	548	↑
Quarter ending December 2017	542	↓
<b>Variance since December 2016</b>	<b>14.3%</b>	<b>↑</b>



### ACTIVITY

Cumulative percentage of contracted UDA delivered 2017 & 2018



Month	Adjusted Scheduled Activity (UDA)	
	2017	2018
April	15	8
May	182	63
June	279	231
July	461	413
August	678	622
September	779	695
October	862	810
November	1,009	903
December	1,116	1,072
January	1,193	
February	1,315	
March	1,426	
April	1,426	
May	1,469	
June	1,469	

### QUALITY

	Quantity	Base Number	Contract	AT	Region	England
% of FP17s for the same patient ID Re-attending within 3 months - Children	0	5	0.0%	12.4%	12.9%	12.0%
% of FP17s for the same patient ID Re-attending within 3 months - Adults	3	417	0.7%	16.8%	16.5%	15.9%
% of FP17s for the same patient ID Re-attending between 3 & 9 months - Children	0	5	0.0%	57.3%	59.6%	58.0%
% of FP17s for the same patient ID Re-attending between 3 & 9 months - Adults	4	417	1.0%	50.6%	52.8%	50.5%
% of FP17s for Band 1 Urgent Courses	0	405	0.0%	10.2%	9.1%	9.0%
% of FP17s Relating to Free Repair or Replacements	0	405	0.0%	0.9%	1.0%	0.8%
% of FP17s Relating to Continuations	0	405	0.0%	1.0%	1.2%	1.1%
% of Patients satisfied with the dentistry they have received	0	0	N/A	91.8%	91.6%	91.5%
% of Patients satisfied with the time they had to wait for an appointment	0	0	N/A	88.2%	88.3%	87.9%

\* This is based on patients treated on this contract for their most recent course of treatment. Figures in italics indicate the base number of FP17s or Patient Questionnaire responses are less than 100. N/A is shown where the base number of responses is less than 10 during the period. % is calculated as Quantity/Base number\*100

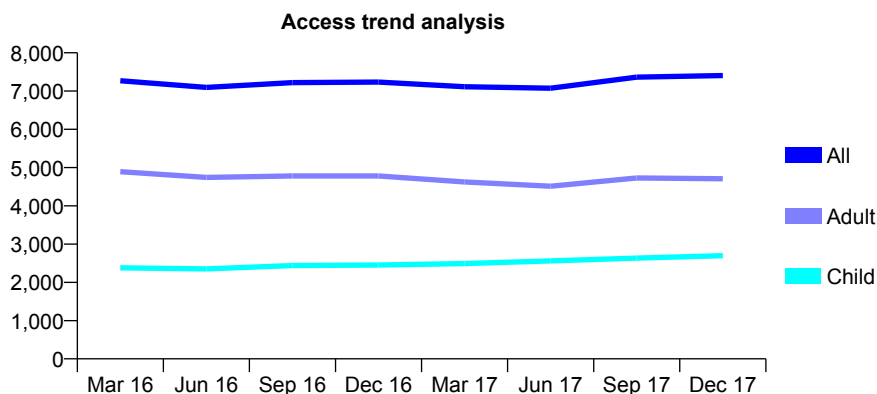
## Q46 - Vital Signs At a Glance Contract Report for 757799/0001 - December 2017

Name or company name	MR N JAVEID
Contract type name	GDS Contract
Purpose of contract	General
Contract start date	02/06/2010
Contract end date	

17/18 Contracted general activity (UDA)	31,087
Carry forward general activity (UDA)	-611
17/18 Contracted orthodontic activity (UOA)	0
Carry forward orthodontic activity (UOA)	0
Baseline contract value	£1,050,787.67

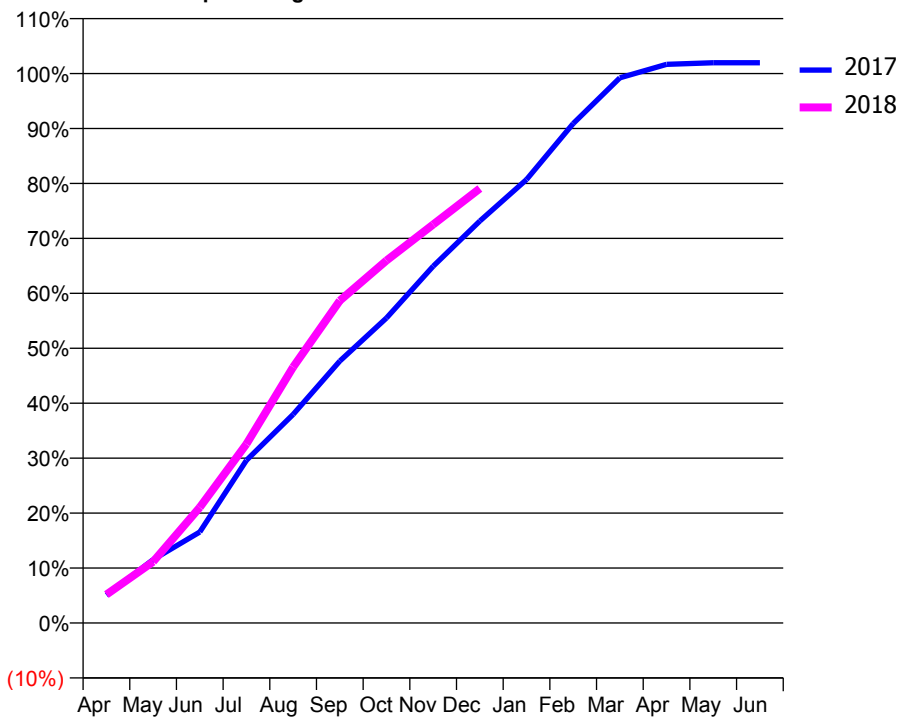
### ACCESS\*

Patients seen in 24 months	Total	Change since previous quarter
Quarter ending December 2016	7,234	
Quarter ending March 2017	7,114	↓
Quarter ending June 2017	7,074	→
Quarter ending September 2017	7,363	↑
Quarter ending December 2017	7,404	→
<b>Variance since December 2016</b>	<b>2.4%</b>	<b>↑</b>



### ACTIVITY

Cumulative percentage of contracted UDA delivered 2017 & 2018



Month	Adjusted Scheduled Activity (UDA)	
	2017	2018
April	1,573	1,612
May	3,589	3,464
June	5,151	6,543
July	9,206	10,125
August	11,804	14,480
September	14,822	18,237
October	17,253	20,506
November	20,187	22,544
December	22,739	24,578
January	25,086	
February	28,258	
March	30,841	
April	31,608	
May	31,692	
June	31,698	

### QUALITY

	Quantity	Base Number	Contract	AT	Region	England
% of FP17s for the same patient ID Re-attending within 3 months - Children	303	2,658	11.4%	12.4%	12.9%	12.0%
% of FP17s for the same patient ID Re-attending within 3 months - Adults	825	4,021	20.5%	16.8%	16.5%	15.9%
% of FP17s for the same patient ID Re-attending between 3 & 9 months - Children	1,112	2,658	41.8%	57.3%	59.6%	58.0%
% of FP17s for the same patient ID Re-attending between 3 & 9 months - Adults	1,099	4,021	27.3%	50.6%	52.8%	50.5%
% of FP17s for Band 1 Urgent Courses	967	6,411	15.1%	10.2%	9.1%	9.0%
% of FP17s Relating to Free Repair or Replacements	25	6,411	0.4%	0.9%	1.0%	0.8%
% of FP17s Relating to Continuations	22	6,411	0.3%	1.0%	1.2%	1.1%
% of Patients satisfied with the dentistry they have received	0	0	N/A	91.8%	91.6%	91.5%
% of Patients satisfied with the time they had to wait for an appointment	0	0	N/A	88.2%	88.3%	87.9%

\* This is based on patients treated on this contract for their most recent course of treatment. Figures in italics indicate the base number of FP17s or Patient Questionnaire responses are less than 100. N/A is shown where the base number of responses is less than 10 during the period. % is calculated as Quantity/Base number\*100

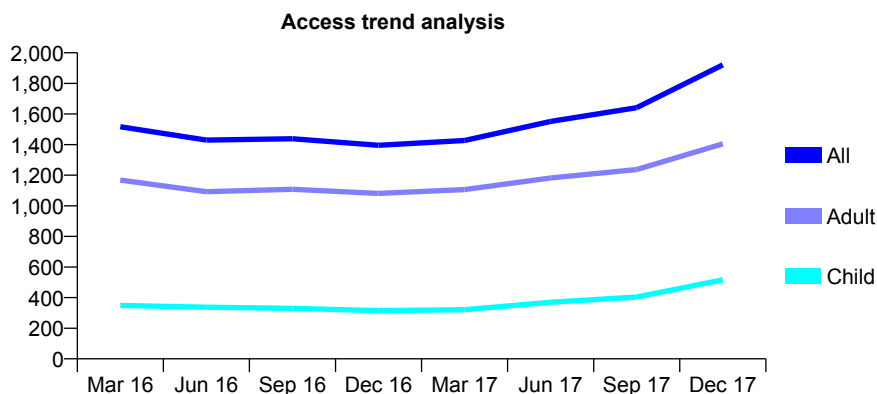
## Q46 - Vital Signs At a Glance Contract Report for 760927/0002 - December 2017

Name or company name	MRS DL CAIL
Contract type name	GDS Contract
Purpose of contract	General
Contract start date	01/04/2006
Contract end date	

17/18 Contracted general activity (UDA)	5,376
Carry forward general activity (UDA)	0
17/18 Contracted orthodontic activity (UOA)	0
Carry forward orthodontic activity (UOA)	0
Baseline contract value	£119,306.10

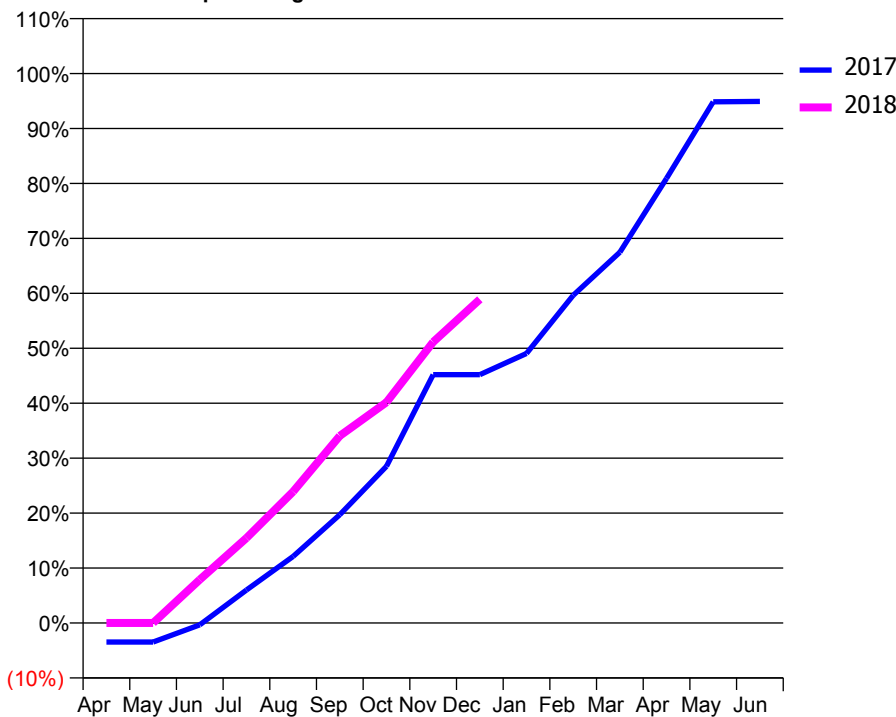
### ACCESS\*

Patients seen in 24 months	Total	Change since previous quarter
Quarter ending December 2016	1,396	
Quarter ending March 2017	1,427	↑
Quarter ending June 2017	1,552	↑
Quarter ending September 2017	1,641	↑
Quarter ending December 2017	1,921	↑
<b>Variance since December 2016</b>	<b>37.6%</b>	<b>↑</b>



### ACTIVITY

Cumulative percentage of contracted UDA delivered 2017 & 2018



Month	Adjusted Scheduled Activity (UDA)	
	2017	2018
April	-187	0
May	-187	0
June	-19	424
July	322	832
August	652	1,286
September	1,060	1,830
October	1,533	2,159
November	2,429	2,749
December	2,429	3,166
January	2,638	
February	3,205	
March	3,628	
April	4,350	
May	5,098	
June	5,102	

### QUALITY

	Quantity	Base Number	Contract	AT	Region	England
% of FP17s for the same patient ID Re-attending within 3 months - Children	32	509	6.3%	12.4%	12.9%	12.0%
% of FP17s for the same patient ID Re-attending within 3 months - Adults	122	1,281	9.5%	16.8%	16.5%	15.9%
% of FP17s for the same patient ID Re-attending between 3 & 9 months - Children	150	509	29.5%	57.3%	59.6%	58.0%
% of FP17s for the same patient ID Re-attending between 3 & 9 months - Adults	460	1,281	35.9%	50.6%	52.8%	50.5%
% of FP17s for Band 1 Urgent Courses	32	1,308	2.4%	10.2%	9.1%	9.0%
% of FP17s Relating to Free Repair or Replacements	13	1,308	1.0%	0.9%	1.0%	0.8%
% of FP17s Relating to Continuations	7	1,308	0.5%	1.0%	1.2%	1.1%
% of Patients satisfied with the dentistry they have received	4	5	N/A	91.8%	91.6%	91.5%
% of Patients satisfied with the time they had to wait for an appointment	2	5	N/A	88.2%	88.3%	87.9%

\* This is based on patients treated on this contract for their most recent course of treatment. Figures in italics indicate the base number of FP17s or Patient Questionnaire responses are less than 100. N/A is shown where the base number of responses is less than 10 during the period. % is calculated as Quantity/Base number\*100

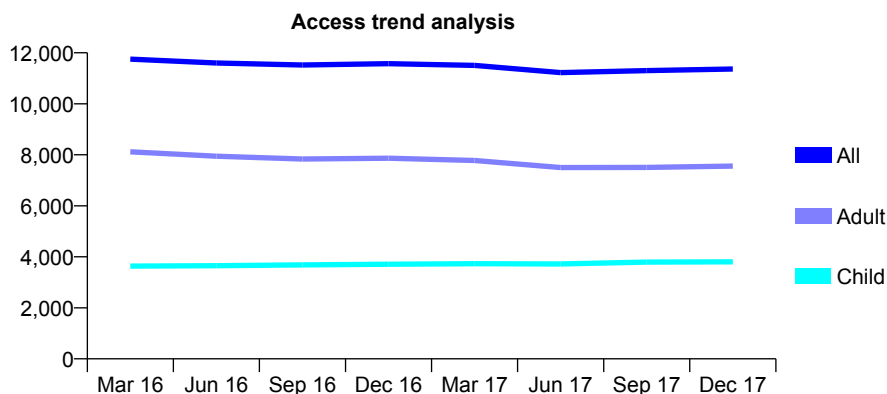
## Q46 - Vital Signs At a Glance Contract Report for 764582/0001 - December 2017

Name or company name	MRS SC ROCHFORD
Contract type name	GDS Contract
Purpose of contract	General
Contract start date	01/04/2006
Contract end date	

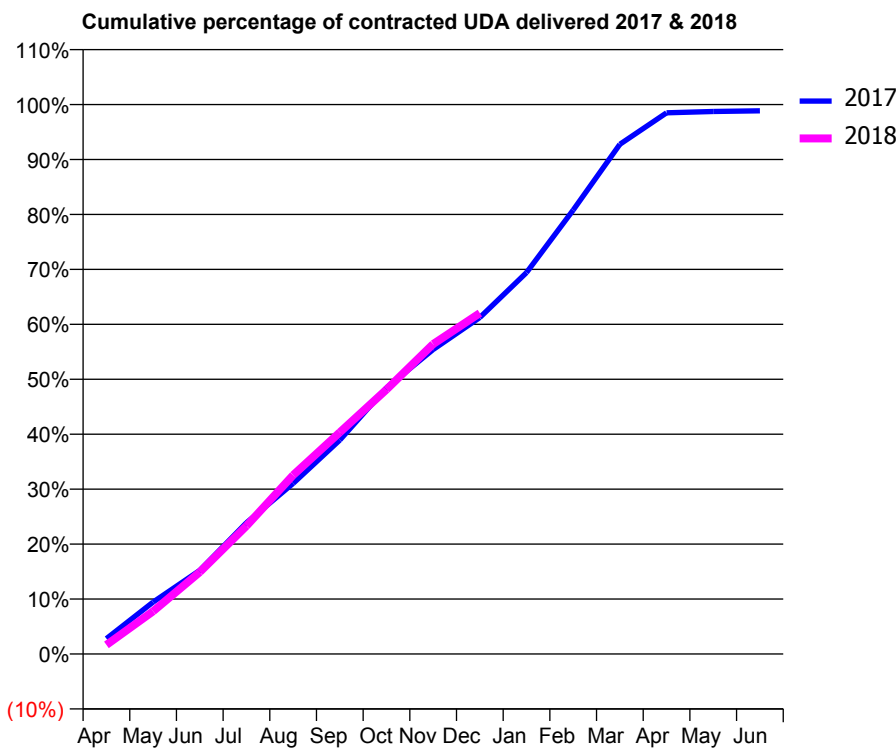
17/18 Contracted general activity (UDA)	33,180
Carry forward general activity (UDA)	384
17/18 Contracted orthodontic activity (UOA)	0
Carry forward orthodontic activity (UOA)	0
Baseline contract value	£828,597.80

### ACCESS\*

Patients seen in 24 months	Total	Change since previous quarter
Quarter ending December 2016	11,576	
Quarter ending March 2017	11,505	→
Quarter ending June 2017	11,221	↓
Quarter ending September 2017	11,301	→
Quarter ending December 2017	11,364	→
<b>Variance since December 2016</b>	<b>(1.8%)</b>	<b>↓</b>



### ACTIVITY



Adjusted Scheduled Activity (UDA)		
Month	2017	2018
April	931	555
May	3,132	2,581
June	5,051	4,948
July	7,927	7,737
August	10,299	10,800
September	12,917	13,384
October	16,078	15,973
November	18,384	18,719
December	20,315	20,587
January	23,033	
February	26,808	
March	30,779	
April	32,679	
May	32,762	
June	32,796	

### QUALITY

	Quantity	Base Number	Contract	AT	Region	England
% of FP17s for the same patient ID Re-attending within 3 months - Children	347	3,505	9.9%	12.4%	12.9%	12.0%
% of FP17s for the same patient ID Re-attending within 3 months - Adults	1,292	6,529	19.8%	16.8%	16.5%	15.9%
% of FP17s for the same patient ID Re-attending between 3 & 9 months - Children	1,633	3,505	46.6%	57.3%	59.6%	58.0%
% of FP17s for the same patient ID Re-attending between 3 & 9 months - Adults	2,321	6,529	35.5%	50.6%	52.8%	50.5%
% of FP17s for Band 1 Urgent Courses	1,224	9,200	13.3%	10.2%	9.1%	9.0%
% of FP17s Relating to Free Repair or Replacements	97	9,200	1.1%	0.9%	1.0%	0.8%
% of FP17s Relating to Continuations	40	9,200	0.4%	1.0%	1.2%	1.1%
% of Patients satisfied with the dentistry they have received	4	4	N/A	91.8%	91.6%	91.5%
% of Patients satisfied with the time they had to wait for an appointment	3	4	N/A	88.2%	88.3%	87.9%

\* This is based on patients treated on this contract for their most recent course of treatment. Figures in italics indicate the base number of FP17s or Patient Questionnaire responses are less than 100. N/A is shown where the base number of responses is less than 10 during the period. % is calculated as Quantity/Base number\*100

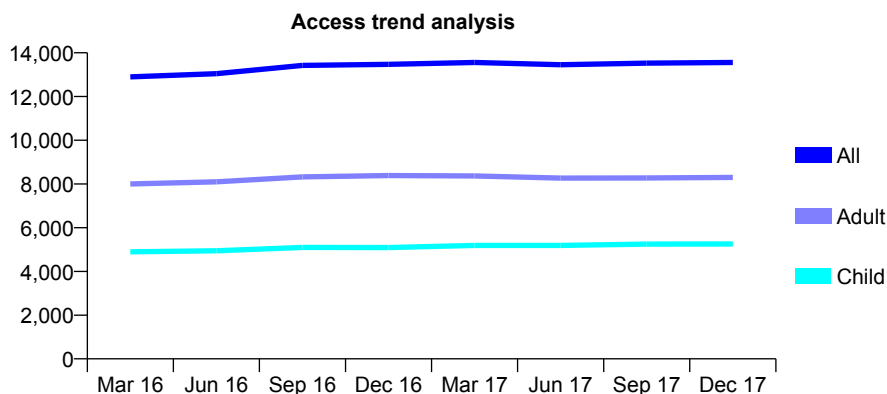
## Q46 - Vital Signs At a Glance Contract Report for 764582/0002 - December 2017

Name or company name	MRS SC ROCHFORD
Contract type name	GDS Contract
Purpose of contract	General
Contract start date	01/04/2006
Contract end date	

17/18 Contracted general activity (UDA)	41,734
Carry forward general activity (UDA)	695
17/18 Contracted orthodontic activity (UOA)	0
Carry forward orthodontic activity (UOA)	0
Baseline contract value	£1,098,039.24

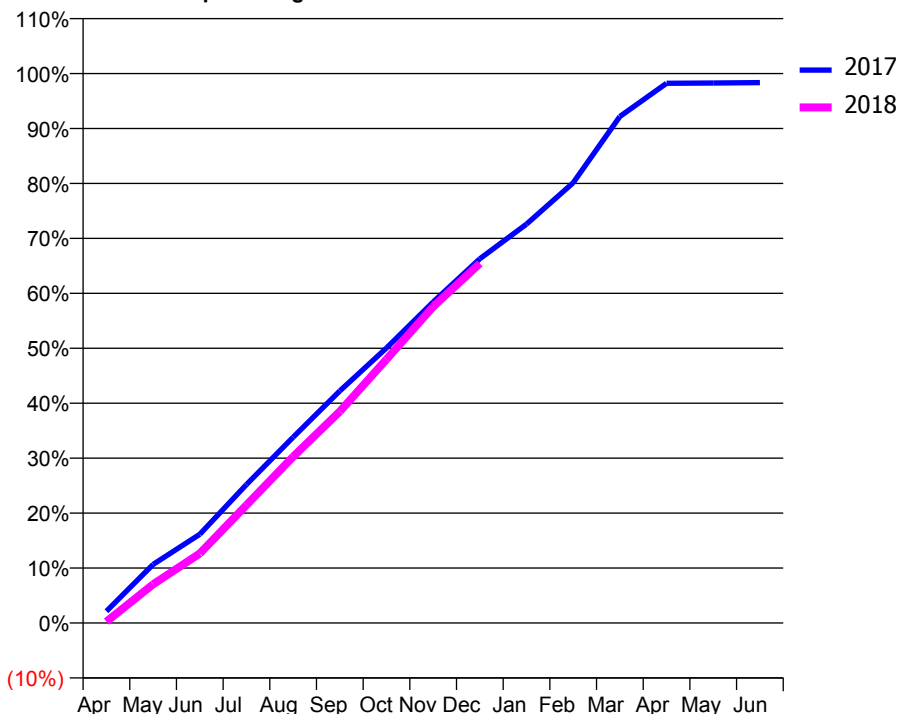
### ACCESS\*

Patients seen in 24 months	Total	Change since previous quarter
Quarter ending December 2016	13,472	
Quarter ending March 2017	13,555	→
Quarter ending June 2017	13,456	→
Quarter ending September 2017	13,525	→
Quarter ending December 2017	13,557	→
<b>Variance since December 2016</b>	<b>0.6%</b>	<b>→</b>



### ACTIVITY

Cumulative percentage of contracted UDA delivered 2017 & 2018



Month	Adjusted Scheduled Activity (UDA)	
	2017	2018
April	895	107
May	4,447	2,939
June	6,735	5,283
July	10,515	8,953
August	14,111	12,635
September	17,629	16,063
October	20,883	20,029
November	24,385	24,025
December	27,660	27,311
January	30,299	
February	33,432	
March	38,466	
April	40,990	
May	41,015	
June	41,039	

### QUALITY

	Quantity	Base Number	Contract	AT	Region	England
% of FP17s for the same patient ID Re-attending within 3 months - Children	481	5,215	9.2%	12.4%	12.9%	12.0%
% of FP17s for the same patient ID Re-attending within 3 months - Adults	1,269	7,840	16.2%	16.8%	16.5%	15.9%
% of FP17s for the same patient ID Re-attending between 3 & 9 months - Children	2,197	5,215	42.1%	57.3%	59.6%	58.0%
% of FP17s for the same patient ID Re-attending between 3 & 9 months - Adults	3,151	7,840	40.2%	50.6%	52.8%	50.5%
% of FP17s for Band 1 Urgent Courses	1,406	12,140	11.6%	10.2%	9.1%	9.0%
% of FP17s Relating to Free Repair or Replacements	60	12,140	0.5%	0.9%	1.0%	0.8%
% of FP17s Relating to Continuations	49	12,140	0.4%	1.0%	1.2%	1.1%
% of Patients satisfied with the dentistry they have received	5	6	N/A	91.8%	91.6%	91.5%
% of Patients satisfied with the time they had to wait for an appointment	6	6	N/A	88.2%	88.3%	87.9%

\* This is based on patients treated on this contract for their most recent course of treatment. Figures in italics indicate the base number of FP17s or Patient Questionnaire responses are less than 100. N/A is shown where the base number of responses is less than 10 during the period. % is calculated as Quantity/Base number\*100



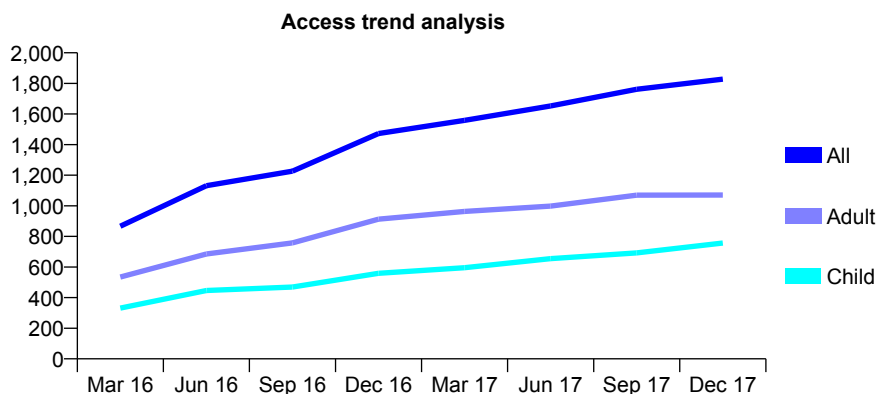
## Q46 - Vital Signs At a Glance Contract Report for 764582/0005 - December 2017

Name or company name	MRS SC ROCHFORD
Contract type name	GDS Contract
Purpose of contract	General
Contract start date	01/12/2015
Contract end date	

17/18 Contracted general activity (UDA)	5,611
Carry forward general activity (UDA)	107
17/18 Contracted orthodontic activity (UOA)	0
Carry forward orthodontic activity (UOA)	0
Baseline contract value	£184,065.62

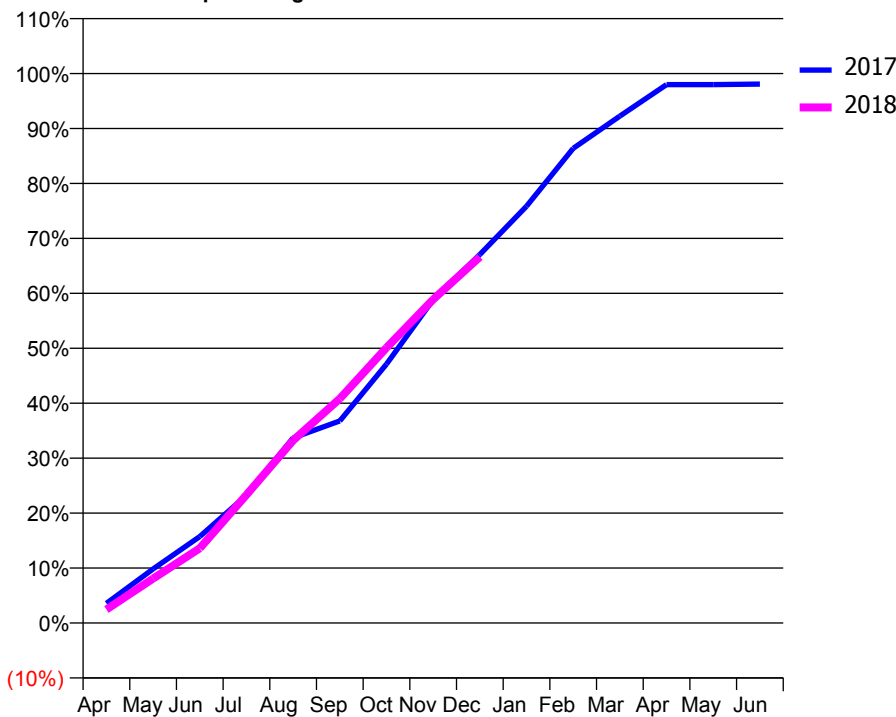
### ACCESS\*

Patients seen in 24 months	Total	Change since previous quarter
Quarter ending December 2016	1,472	
Quarter ending March 2017	1,559	↑
Quarter ending June 2017	1,653	↑
Quarter ending September 2017	1,762	↑
Quarter ending December 2017	1,828	↑
<b>Variance since December 2016</b>	<b>24.2%</b>	<b>↑</b>



### ACTIVITY

Cumulative percentage of contracted UDA delivered 2017 & 2018



Month	Adjusted Scheduled Activity (UDA)	
	2017	2018
April	201	139
May	553	454
June	883	763
July	1,304	1,309
August	1,891	1,865
September	2,064	2,291
October	2,643	2,811
November	3,301	3,304
December	3,763	3,739
January	4,255	
February	4,847	
March	5,176	
April	5,498	
May	5,498	
June	5,504	

### QUALITY

	Quantity	Base Number	Contract	AT	Region	England
% of FP17s for the same patient ID Re-attending within 3 months - Children	29	809	3.6%	12.4%	12.9%	12.0%
% of FP17s for the same patient ID Re-attending within 3 months - Adults	96	1,022	9.4%	16.8%	16.5%	15.9%
% of FP17s for the same patient ID Re-attending between 3 & 9 months - Children	231	809	28.6%	57.3%	59.6%	58.0%
% of FP17s for the same patient ID Re-attending between 3 & 9 months - Adults	294	1,022	28.8%	50.6%	52.8%	50.5%
% of FP17s for Band 1 Urgent Courses	178	1,718	10.4%	10.2%	9.1%	9.0%
% of FP17s Relating to Free Repair or Replacements	17	1,718	1.0%	0.9%	1.0%	0.8%
% of FP17s Relating to Continuations	8	1,718	0.5%	1.0%	1.2%	1.1%
% of Patients satisfied with the dentistry they have received	2	2	N/A	91.8%	91.6%	91.5%
% of Patients satisfied with the time they had to wait for an appointment	2	2	N/A	88.2%	88.3%	87.9%

\* This is based on patients treated on this contract for their most recent course of treatment. Figures in italics indicate the base number of FP17s or Patient Questionnaire responses are less than 100. N/A is shown where the base number of responses is less than 10 during the period. % is calculated as Quantity/Base number\*100

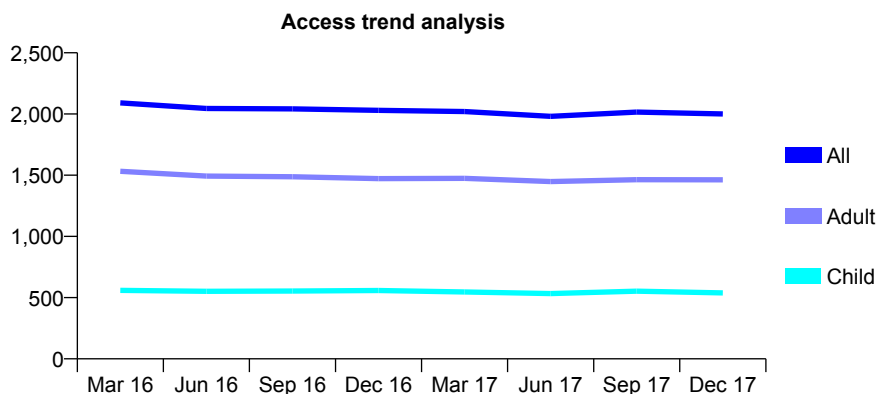
## Q46 - Vital Signs At a Glance Contract Report for 765635/0001 - December 2017

Name or company name	MR R ROKNI
Contract type name	GDS Contract
Purpose of contract	General
Contract start date	01/04/2006
Contract end date	

17/18 Contracted general activity (UDA)	11,289
Carry forward general activity (UDA)	41
17/18 Contracted orthodontic activity (UOA)	0
Carry forward orthodontic activity (UOA)	0
Baseline contract value	£291,624.10

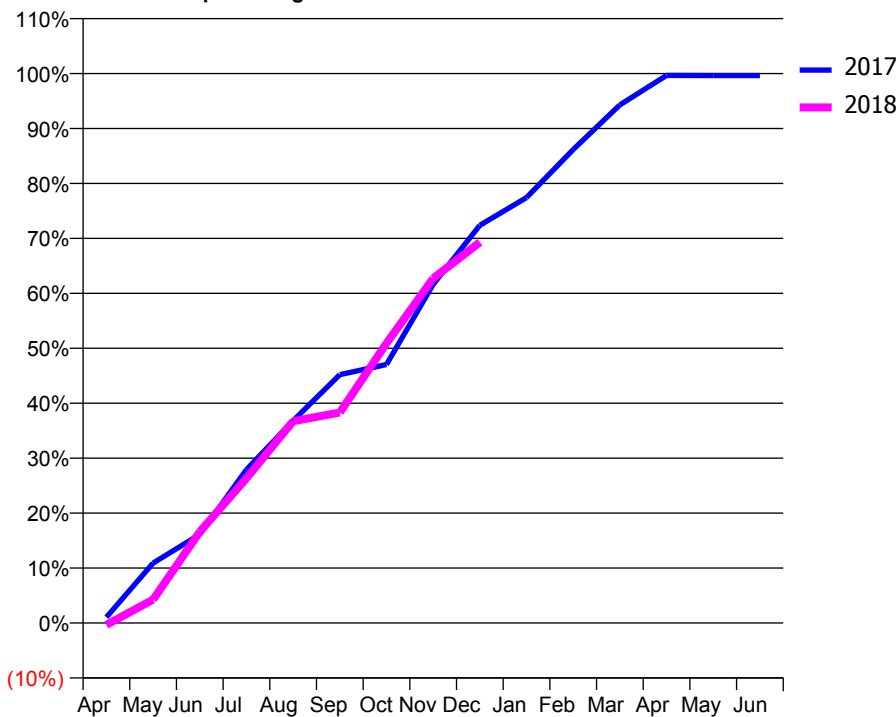
### ACCESS\*

Patients seen in 24 months	Total	Change since previous quarter
Quarter ending December 2016	2,030	
Quarter ending March 2017	2,020	→
Quarter ending June 2017	1,981	↓
Quarter ending September 2017	2,016	→
Quarter ending December 2017	2,001	→
<b>Variance since December 2016</b>	<b>(1.4%)</b>	<b>↓</b>



### ACTIVITY

Cumulative percentage of contracted UDA delivered 2017 & 2018



Month	Adjusted Scheduled Activity (UDA)	
	2017	2018
April	119	-41
May	1,232	481
June	1,821	1,874
July	3,151	2,975
August	4,158	4,145
September	5,101	4,324
October	5,310	5,745
November	6,958	7,081
December	8,172	7,824
January	8,740	
February	9,726	
March	10,645	
April	11,249	
May	11,248	
June	11,248	

### QUALITY

	Quantity	Base Number	Contract	AT	Region	England
% of FP17s for the same patient ID Re-attending within 3 months - Children	73	595	12.3%	12.4%	12.9%	12.0%
% of FP17s for the same patient ID Re-attending within 3 months - Adults	435	1,638	26.6%	16.8%	16.5%	15.9%
% of FP17s for the same patient ID Re-attending between 3 & 9 months - Children	316	595	53.1%	57.3%	59.6%	58.0%
% of FP17s for the same patient ID Re-attending between 3 & 9 months - Adults	728	1,638	44.4%	50.6%	52.8%	50.5%
% of FP17s for Band 1 Urgent Courses	278	2,083	13.3%	10.2%	9.1%	9.0%
% of FP17s Relating to Free Repair or Replacements	1	2,083	0.0%	0.9%	1.0%	0.8%
% of FP17s Relating to Continuations	25	2,083	1.2%	1.0%	1.2%	1.1%
% of Patients satisfied with the dentistry they have received	3	3	N/A	91.8%	91.6%	91.5%
% of Patients satisfied with the time they had to wait for an appointment	3	3	N/A	88.2%	88.3%	87.9%

\* This is based on patients treated on this contract for their most recent course of treatment. Figures in italics indicate the base number of FP17s or Patient Questionnaire responses are less than 100. N/A is shown where the base number of responses is less than 10 during the period. % is calculated as Quantity/Base number\*100

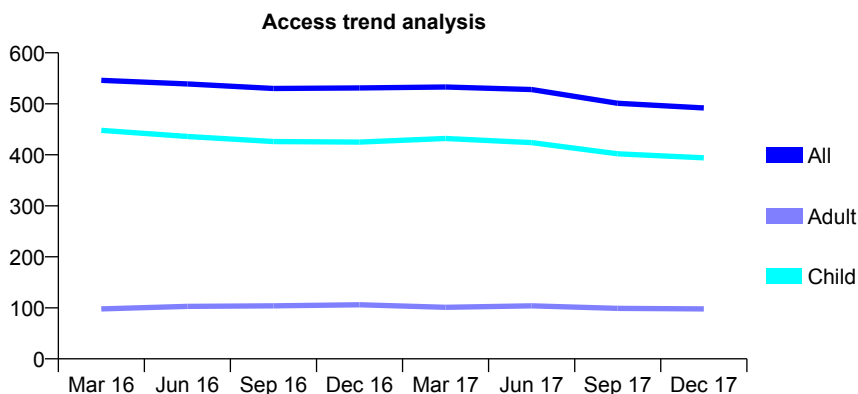
## Q46 - Vital Signs At a Glance Contract Report for 766224/0001 - December 2017

Name or company name	MR SM KHONSARY
Contract type name	GDS Contract
Purpose of contract	General
Contract start date	01/04/2006
Contract end date	

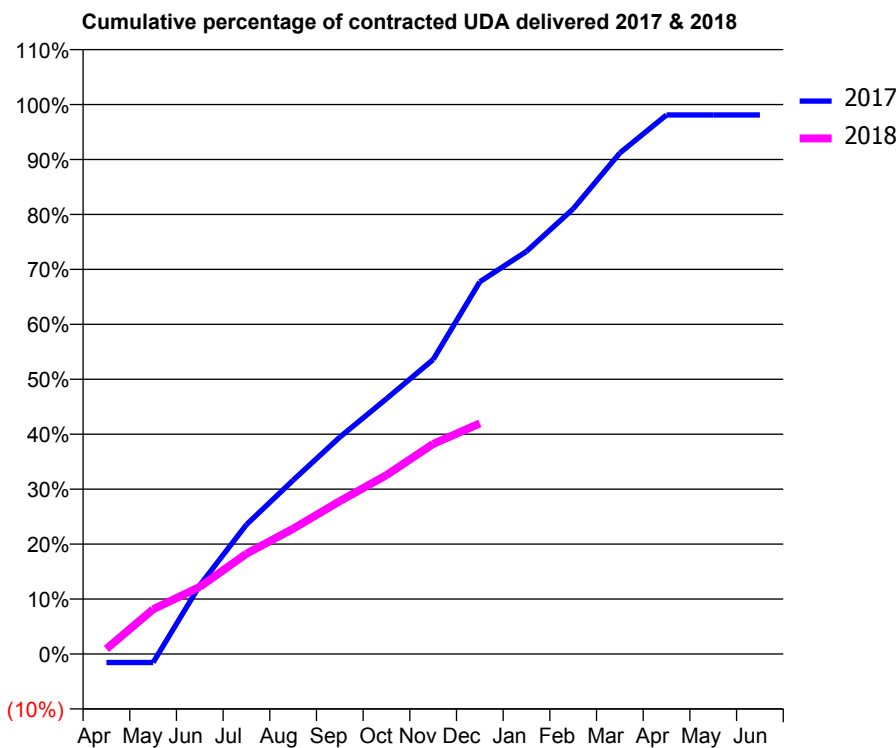
17/18 Contracted general activity (UDA)	1,720
Carry forward general activity (UDA)	33
17/18 Contracted orthodontic activity (UOA)	0
Carry forward orthodontic activity (UOA)	0
Baseline contract value	£43,014.56

### ACCESS\*

Patients seen in 24 months	Total	Change since previous quarter
Quarter ending December 2016	531	
Quarter ending March 2017	533	→
Quarter ending June 2017	528	→
Quarter ending September 2017	501	↓
Quarter ending December 2017	492	↓
<b>Variance since December 2016</b>	<b>(7.3%)</b>	<b>↓</b>



### ACTIVITY



Month	Adjusted Scheduled Activity (UDA)	
	2017	2018
April	-27	16
May	-27	140
June	215	210
July	405	314
August	544	392
September	679	478
October	799	560
November	922	658
December	1,165	722
January	1,260	
February	1,393	
March	1,568	
April	1,687	
May	1,687	
June	1,687	

### QUALITY

	Quantity	Base Number	Contract	AT	Region	England
% of FP17s for the same patient ID Re-attending within 3 months - Children	39	434	9.0%	12.4%	12.9%	12.0%
% of FP17s for the same patient ID Re-attending within 3 months - Adults	10	31	32.3%	16.8%	16.5%	15.9%
% of FP17s for the same patient ID Re-attending between 3 & 9 months - Children	284	434	65.4%	57.3%	59.6%	58.0%
% of FP17s for the same patient ID Re-attending between 3 & 9 months - Adults	14	31	45.2%	50.6%	52.8%	50.5%
% of FP17s for Band 1 Urgent Courses	4	430	0.9%	10.2%	9.1%	9.0%
% of FP17s Relating to Free Repair or Replacements	0	430	0.0%	0.9%	1.0%	0.8%
% of FP17s Relating to Continuations	8	430	1.9%	1.0%	1.2%	1.1%
% of Patients satisfied with the dentistry they have received	1	1	N/A	91.8%	91.6%	91.5%
% of Patients satisfied with the time they had to wait for an appointment	1	1	N/A	88.2%	88.3%	87.9%

\* This is based on patients treated on this contract for their most recent course of treatment. Figures in italics indicate the base number of FP17s or Patient Questionnaire responses are less than 100. N/A is shown where the base number of responses is less than 10 during the period. % is calculated as Quantity/Base number\*100

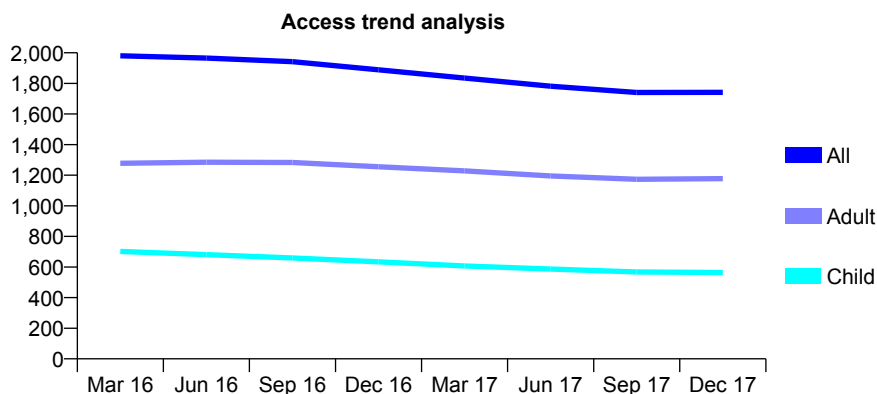
## Q46 - Vital Signs At a Glance Contract Report for 766224/0002 - December 2017

Name or company name	MR SM KHONSARY
Contract type name	GDS Contract
Purpose of contract	General
Contract start date	01/07/2012
Contract end date	

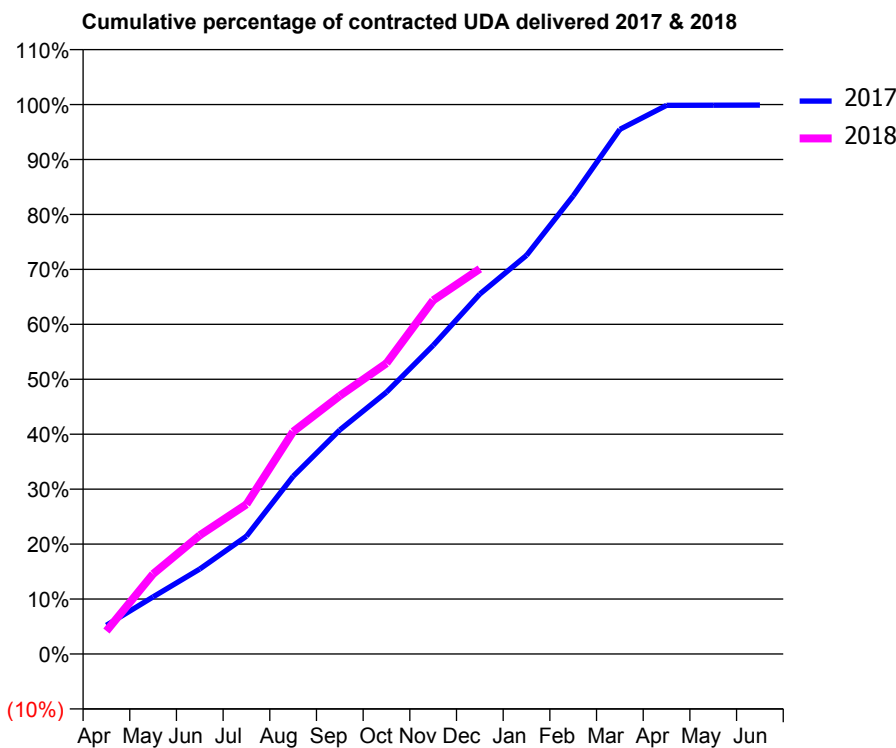
17/18 Contracted general activity (UDA)	5,633
Carry forward general activity (UDA)	6
17/18 Contracted orthodontic activity (UOA)	0
Carry forward orthodontic activity (UOA)	0
Baseline contract value	£157,846.98

### ACCESS\*

Patients seen in 24 months	Total	Change since previous quarter
Quarter ending December 2016	1,889	
Quarter ending March 2017	1,835	↓
Quarter ending June 2017	1,782	↓
Quarter ending September 2017	1,741	↓
Quarter ending December 2017	1,742	→
<b>Variance since December 2016</b>	<b>(7.8%)</b>	<b>↓</b>



### ACTIVITY



Month	Adjusted Scheduled Activity (UDA)	
	2017	2018
April	295	236
May	585	821
June	871	1,218
July	1,208	1,534
August	1,822	2,279
September	2,297	2,647
October	2,684	2,980
November	3,163	3,626
December	3,690	3,948
January	4,087	
February	4,697	
March	5,378	
April	5,624	
May	5,625	
June	5,627	

### QUALITY

	Quantity	Base Number	Contract	AT	Region	England
% of FP17s for the same patient ID Re-attending within 3 months - Children	44	705	6.2%	12.4%	12.9%	12.0%
% of FP17s for the same patient ID Re-attending within 3 months - Adults	165	1,411	11.7%	16.8%	16.5%	15.9%
% of FP17s for the same patient ID Re-attending between 3 & 9 months - Children	506	705	71.8%	57.3%	59.6%	58.0%
% of FP17s for the same patient ID Re-attending between 3 & 9 months - Adults	1,054	1,411	74.7%	50.6%	52.8%	50.5%
% of FP17s for Band 1 Urgent Courses	83	2,002	4.1%	10.2%	9.1%	9.0%
% of FP17s Relating to Free Repair or Replacements	0	2,002	0.0%	0.9%	1.0%	0.8%
% of FP17s Relating to Continuations	30	2,002	1.5%	1.0%	1.2%	1.1%
% of Patients satisfied with the dentistry they have received	3	3	N/A	91.8%	91.6%	91.5%
% of Patients satisfied with the time they had to wait for an appointment	3	3	N/A	88.2%	88.3%	87.9%

\* This is based on patients treated on this contract for their most recent course of treatment. Figures in italics indicate the base number of FP17s or Patient Questionnaire responses are less than 100. N/A is shown where the base number of responses is less than 10 during the period. % is calculated as Quantity/Base number\*100

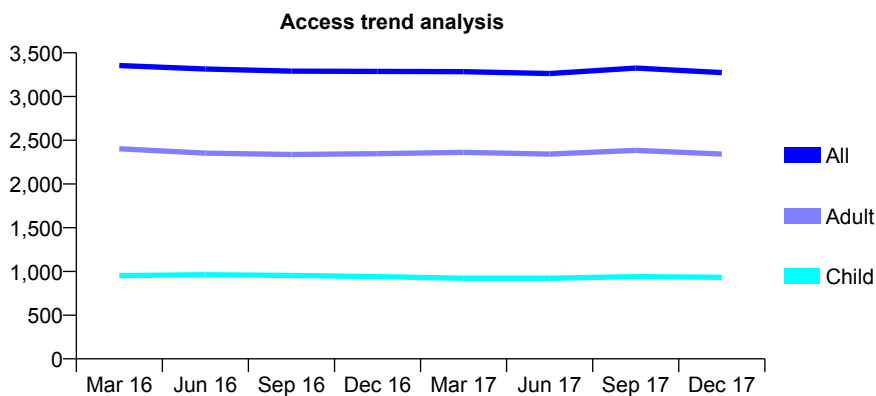
## Q46 - Vital Signs At a Glance Contract Report for 769126/0001 - December 2017

Name or company name	Mr Q Iqbal
Contract type name	GDS Contract
Purpose of contract	General
Contract start date	10/09/2012
Contract end date	

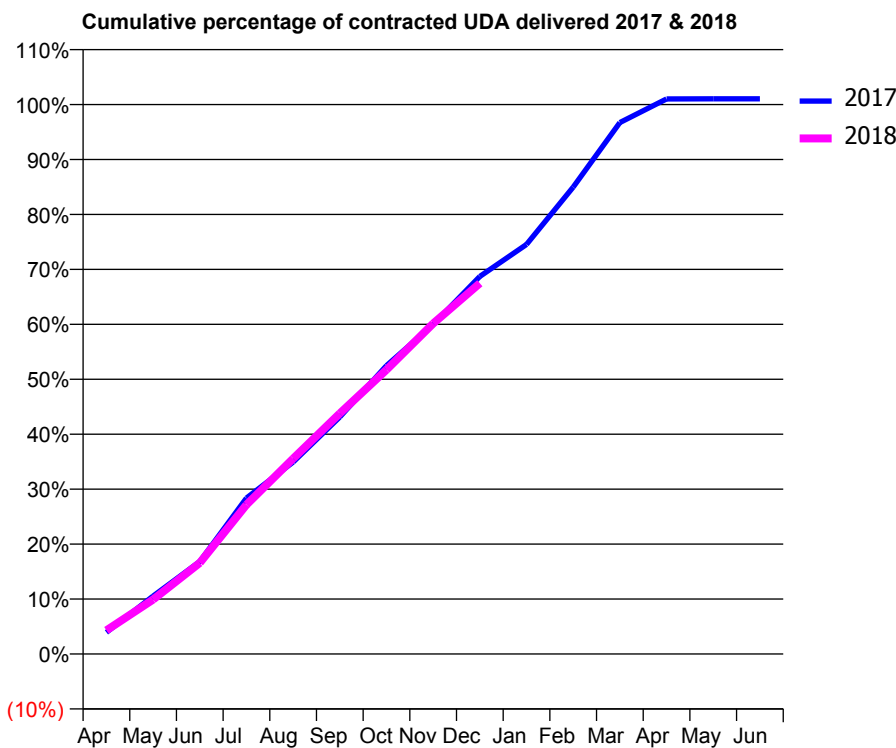
17/18 Contracted general activity (UDA)	10,336
Carry forward general activity (UDA)	-108
17/18 Contracted orthodontic activity (UOA)	0
Carry forward orthodontic activity (UOA)	0
Baseline contract value	£280,739.86

### ACCESS\*

Patients seen in 24 months	Total	Change since previous quarter
Quarter ending December 2016	3,287	
Quarter ending March 2017	3,284	→
Quarter ending June 2017	3,263	→
Quarter ending September 2017	3,325	→
Quarter ending December 2017	3,274	↓
<b>Variance since December 2016</b>	<b>(0.4%)</b>	<b>→</b>



### ACTIVITY



Month	Adjusted Scheduled Activity (UDA)	
	2017	2018
April	407	445
May	1,090	1,024
June	1,738	1,715
July	2,933	2,808
August	3,611	3,675
September	4,459	4,525
October	5,423	5,345
November	6,200	6,217
December	7,102	6,974
January	7,705	
February	8,782	
March	9,995	
April	10,440	
May	10,444	
June	10,444	

### QUALITY

	Quantity	Base Number	Contract	AT	Region	England
% of FP17s for the same patient ID Re-attending within 3 months - Children	92	1,065	8.6%	12.4%	12.9%	12.0%
% of FP17s for the same patient ID Re-attending within 3 months - Adults	369	2,524	14.6%	16.8%	16.5%	15.9%
% of FP17s for the same patient ID Re-attending between 3 & 9 months - Children	687	1,065	64.5%	57.3%	59.6%	58.0%
% of FP17s for the same patient ID Re-attending between 3 & 9 months - Adults	1,438	2,524	57.0%	50.6%	52.8%	50.5%
% of FP17s for Band 1 Urgent Courses	305	3,419	8.9%	10.2%	9.1%	9.0%
% of FP17s Relating to Free Repair or Replacements	31	3,419	0.9%	0.9%	1.0%	0.8%
% of FP17s Relating to Continuations	35	3,419	1.0%	1.0%	1.2%	1.1%
% of Patients satisfied with the dentistry they have received	1	1	N/A	91.8%	91.6%	91.5%
% of Patients satisfied with the time they had to wait for an appointment	1	1	N/A	88.2%	88.3%	87.9%

\* This is based on patients treated on this contract for their most recent course of treatment. Figures in italics indicate the base number of FP17s or Patient Questionnaire responses are less than 100. N/A is shown where the base number of responses is less than 10 during the period. % is calculated as Quantity/Base number\*100

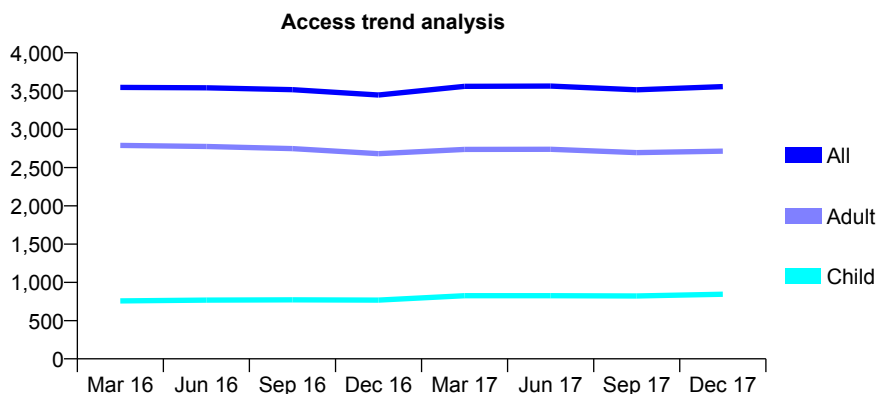
## Q46 - Vital Signs At a Glance Contract Report for 769126/0002 - December 2017

Name or company name	MISS S AHMAD
Contract type name	GDS Contract
Purpose of contract	General
Contract start date	15/07/2013
Contract end date	

17/18 Contracted general activity (UDA)	13,017
Carry forward general activity (UDA)	-137
17/18 Contracted orthodontic activity (UOA)	0
Carry forward orthodontic activity (UOA)	0
Baseline contract value	£325,356.09

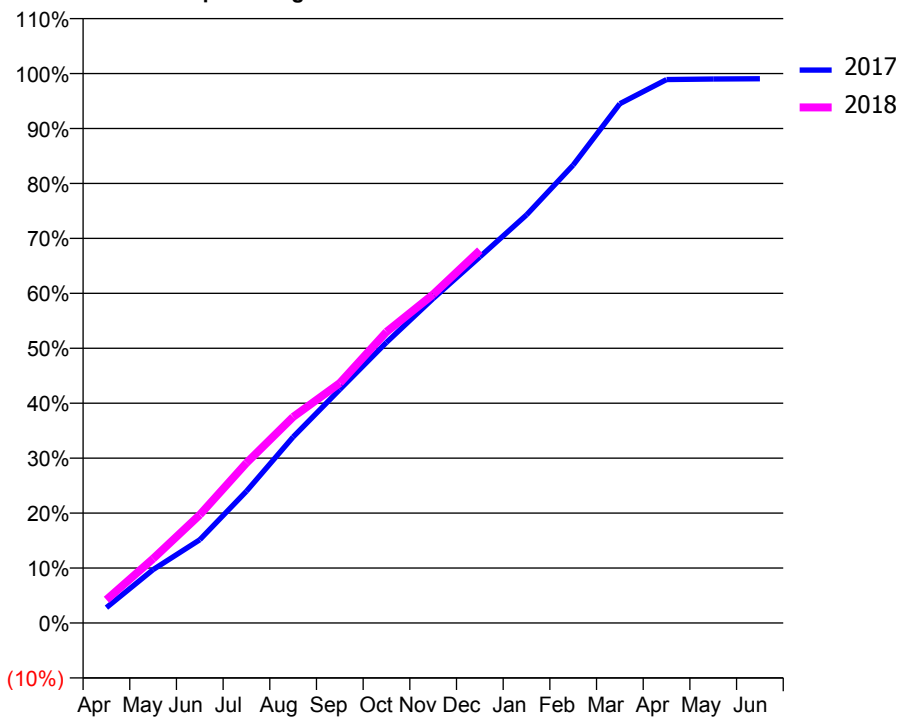
### ACCESS\*

Patients seen in 24 months	Total	Change since previous quarter
Quarter ending December 2016	3,449	
Quarter ending March 2017	3,562	↑
Quarter ending June 2017	3,565	→
Quarter ending September 2017	3,517	↓
Quarter ending December 2017	3,559	→
<b>Variance since December 2016</b>	<b>3.2%</b>	<b>↑</b>



### ACTIVITY

Cumulative percentage of contracted UDA delivered 2017 & 2018



Month	Adjusted Scheduled Activity (UDA)	
	2017	2018
April	366	552
May	1,267	1,523
June	1,972	2,564
July	3,123	3,792
August	4,409	4,883
September	5,532	5,685
October	6,647	6,898
November	7,687	7,786
December	8,672	8,828
January	9,669	
February	10,850	
March	12,301	
April	12,875	
May	12,888	
June	12,894	

### QUALITY

	Quantity	Base Number	Contract	AT	Region	England
% of FP17s for the same patient ID Re-attending within 3 months - Children	122	1,055	11.6%	12.4%	12.9%	12.0%
% of FP17s for the same patient ID Re-attending within 3 months - Adults	586	3,341	17.5%	16.8%	16.5%	15.9%
% of FP17s for the same patient ID Re-attending between 3 & 9 months - Children	695	1,055	65.9%	57.3%	59.6%	58.0%
% of FP17s for the same patient ID Re-attending between 3 & 9 months - Adults	2,152	3,341	64.4%	50.6%	52.8%	50.5%
% of FP17s for Band 1 Urgent Courses	444	4,131	10.7%	10.2%	9.1%	9.0%
% of FP17s Relating to Free Repair or Replacements	86	4,131	2.1%	0.9%	1.0%	0.8%
% of FP17s Relating to Continuations	75	4,131	1.8%	1.0%	1.2%	1.1%
% of Patients satisfied with the dentistry they have received	8	8	N/A	91.8%	91.6%	91.5%
% of Patients satisfied with the time they had to wait for an appointment	8	8	N/A	88.2%	88.3%	87.9%

\* This is based on patients treated on this contract for their most recent course of treatment. Figures in italics indicate the base number of FP17s or Patient Questionnaire responses are less than 100. N/A is shown where the base number of responses is less than 10 during the period. % is calculated as Quantity/Base number\*100

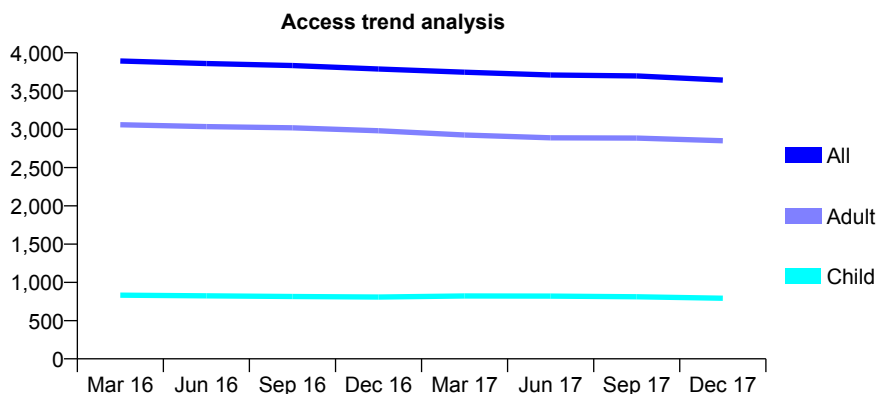
## Q46 - Vital Signs At a Glance Contract Report for 769339/0001 - December 2017

Name or company name	MS H LUPSON
Contract type name	GDS Contract
Purpose of contract	General
Contract start date	01/04/2006
Contract end date	

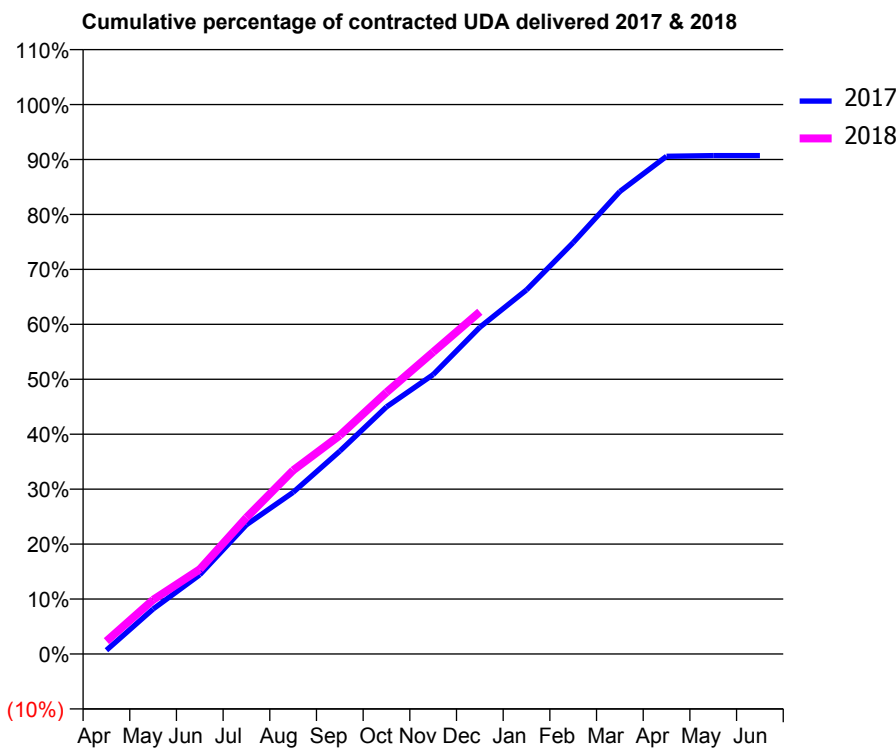
17/18 Contracted general activity (UDA)	12,042
Carry forward general activity (UDA)	0
17/18 Contracted orthodontic activity (UOA)	0
Carry forward orthodontic activity (UOA)	0
Baseline contract value	£291,471.15

### ACCESS\*

Patients seen in 24 months	Total	Change since previous quarter
Quarter ending December 2016	3,788	
Quarter ending March 2017	3,746	↓
Quarter ending June 2017	3,709	→
Quarter ending September 2017	3,698	→
Quarter ending December 2017	3,643	↓
<b>Variance since December 2016</b>	<b>(3.8%)</b>	<b>↓</b>



### ACTIVITY



Month	Adjusted Scheduled Activity (UDA)	
	2017	2018
April	85	283
May	986	1,189
June	1,738	1,857
July	2,833	2,990
August	3,544	4,026
September	4,447	4,790
October	5,416	5,734
November	6,124	6,617
December	7,161	7,501
January	7,980	
February	9,016	
March	10,134	
April	10,908	
May	10,922	
June	10,922	

### QUALITY

	Quantity	Base Number	Contract	AT	Region	England
% of FP17s for the same patient ID Re-attending within 3 months - Children	68	967	7.0%	12.4%	12.9%	12.0%
% of FP17s for the same patient ID Re-attending within 3 months - Adults	678	3,684	18.4%	16.8%	16.5%	15.9%
% of FP17s for the same patient ID Re-attending between 3 & 9 months - Children	714	967	73.8%	57.3%	59.6%	58.0%
% of FP17s for the same patient ID Re-attending between 3 & 9 months - Adults	2,258	3,684	61.3%	50.6%	52.8%	50.5%
% of FP17s for Band 1 Urgent Courses	311	4,323	7.2%	10.2%	9.1%	9.0%
% of FP17s Relating to Free Repair or Replacements	56	4,323	1.3%	0.9%	1.0%	0.8%
% of FP17s Relating to Continuations	51	4,323	1.2%	1.0%	1.2%	1.1%
% of Patients satisfied with the dentistry they have received	5	5	N/A	91.8%	91.6%	91.5%
% of Patients satisfied with the time they had to wait for an appointment	5	5	N/A	88.2%	88.3%	87.9%

\* This is based on patients treated on this contract for their most recent course of treatment. Figures in italics indicate the base number of FP17s or Patient Questionnaire responses are less than 100. N/A is shown where the base number of responses is less than 10 during the period. % is calculated as Quantity/Base number\*100

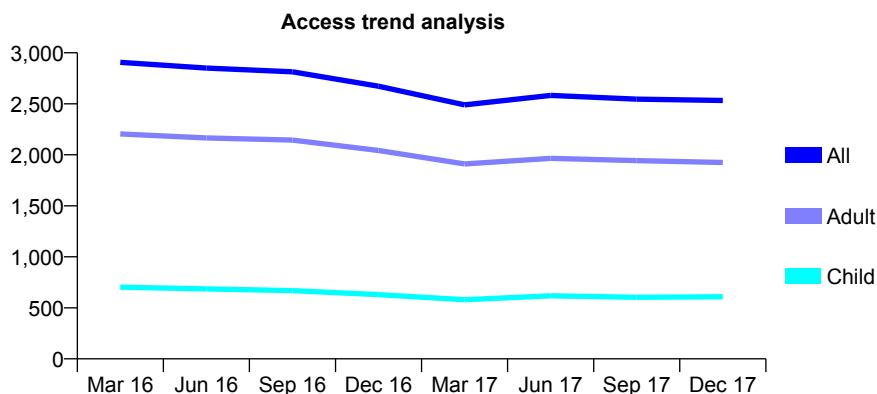
## Q46 - Vital Signs At a Glance Contract Report for 770795/0001 - December 2017

Name or company name	MR AR ULLATHORNE
Contract type name	GDS Contract
Purpose of contract	General and Orthodontic
Contract start date	01/12/2013
Contract end date	

17/18 Contracted general activity (UDA)	10,925
Carry forward general activity (UDA)	4,963
17/18 Contracted orthodontic activity (UOA)	380
Carry forward orthodontic activity (UOA)	355
Baseline contract value	£304,458.85

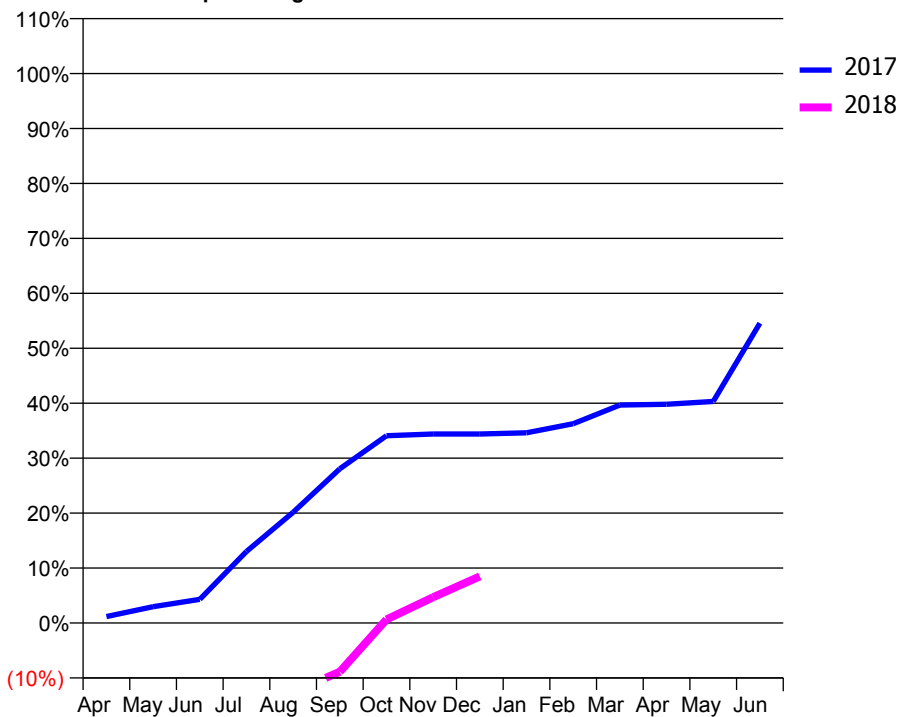
### ACCESS\*

Patients seen in 24 months	Total	Change since previous quarter
Quarter ending December 2016	2,673	
Quarter ending March 2017	2,490	↓
Quarter ending June 2017	2,582	↑
Quarter ending September 2017	2,546	↓
Quarter ending December 2017	2,533	→
<b>Variance since December 2016</b>	<b>(5.2%)</b>	<b>↓</b>



### ACTIVITY

Cumulative percentage of contracted UDA delivered 2017 & 2018



Month	Adjusted Scheduled Activity (UDA)	
	2017	2018
April	129	-4,784
May	325	-4,097
June	470	-3,245
July	1,421	-2,310
August	2,202	-1,374
September	3,065	-971
October	3,724	70
November	3,758	512
December	3,758	926
January	3,783	
February	3,963	
March	4,333	
April	4,349	
May	4,405	
June	5,962	

### QUALITY

	Quantity	Base Number	Contract	AT	Region	England
% of FP17s for the same patient ID Re-attending within 3 months - Children	58	894	6.5%	12.4%	12.9%	12.0%
% of FP17s for the same patient ID Re-attending within 3 months - Adults	367	2,406	15.3%	16.8%	16.5%	15.9%
% of FP17s for the same patient ID Re-attending between 3 & 9 months - Children	371	894	41.5%	57.3%	59.6%	58.0%
% of FP17s for the same patient ID Re-attending between 3 & 9 months - Adults	967	2,406	40.2%	50.6%	52.8%	50.5%
% of FP17s for Band 1 Urgent Courses	221	2,228	9.9%	10.2%	9.1%	9.0%
% of FP17s Relating to Free Repair or Replacements	14	2,228	0.6%	0.9%	1.0%	0.8%
% of FP17s Relating to Continuations	16	2,228	0.7%	1.0%	1.2%	1.1%
% of Patients satisfied with the dentistry they have received	3	3	N/A	91.8%	91.6%	91.5%
% of Patients satisfied with the time they had to wait for an appointment	3	3	N/A	88.2%	88.3%	87.9%

\* This is based on patients treated on this contract for their most recent course of treatment. Figures in italics indicate the base number of FP17s or Patient Questionnaire responses are less than 100. N/A is shown where the base number of responses is less than 10 during the period. % is calculated as Quantity/Base number\*100



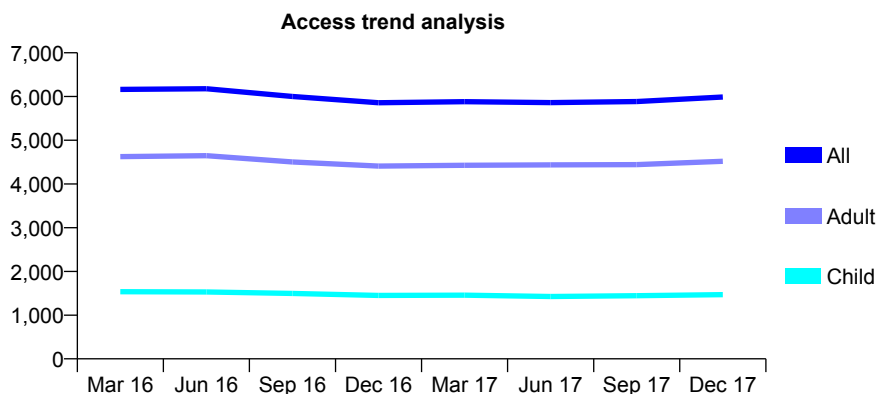
## Q46 - Vital Signs At a Glance Contract Report for 770973/0001 - December 2017

Name or company name	MR CD AINSWORTH
Contract type name	GDS Contract
Purpose of contract	General
Contract start date	01/04/2006
Contract end date	

17/18 Contracted general activity (UDA)	20,430
Carry forward general activity (UDA)	0
17/18 Contracted orthodontic activity (UOA)	0
Carry forward orthodontic activity (UOA)	0
Baseline contract value	£622,585.02

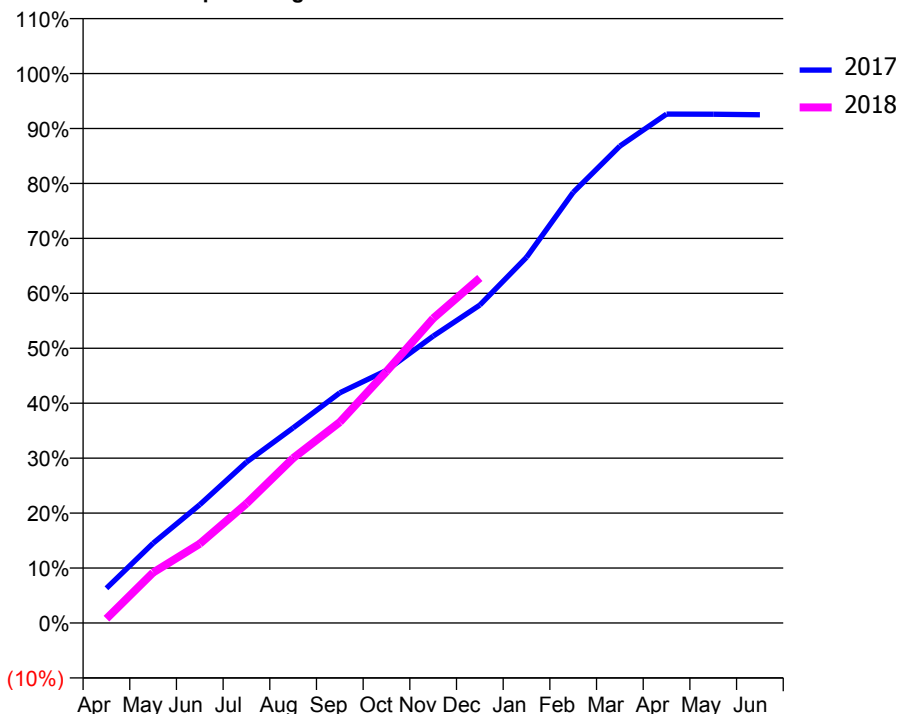
### ACCESS\*

Patients seen in 24 months	Total	Change since previous quarter
Quarter ending December 2016	5,859	
Quarter ending March 2017	5,883	→
Quarter ending June 2017	5,862	→
Quarter ending September 2017	5,886	→
Quarter ending December 2017	5,989	→
<b>Variance since December 2016</b>	<b>2.2%</b>	<b>↑</b>



### ACTIVITY

Cumulative percentage of contracted UDA delivered 2017 & 2018



Month	Adjusted Scheduled Activity (UDA)	
	2017	2018
April	1,293	159
May	2,966	1,876
June	4,402	2,948
July	5,983	4,437
August	7,258	6,131
September	8,558	7,470
October	9,391	9,354
November	10,668	11,325
December	11,820	12,829
January	13,596	
February	16,013	
March	17,733	
April	18,923	
May	18,915	
June	18,897	

### QUALITY

	Quantity	Base Number	Contract	AT	Region	England
% of FP17s for the same patient ID Re-attending within 3 months - Children	186	1,632	11.4%	12.4%	12.9%	12.0%
% of FP17s for the same patient ID Re-attending within 3 months - Adults	723	4,702	15.4%	16.8%	16.5%	15.9%
% of FP17s for the same patient ID Re-attending between 3 & 9 months - Children	877	1,632	53.7%	57.3%	59.6%	58.0%
% of FP17s for the same patient ID Re-attending between 3 & 9 months - Adults	2,409	4,702	51.2%	50.6%	52.8%	50.5%
% of FP17s for Band 1 Urgent Courses	730	5,847	12.5%	10.2%	9.1%	9.0%
% of FP17s Relating to Free Repair or Replacements	46	5,847	0.8%	0.9%	1.0%	0.8%
% of FP17s Relating to Continuations	31	5,847	0.5%	1.0%	1.2%	1.1%
% of Patients satisfied with the dentistry they have received	1	1	N/A	91.8%	91.6%	91.5%
% of Patients satisfied with the time they had to wait for an appointment	1	1	N/A	88.2%	88.3%	87.9%

\* This is based on patients treated on this contract for their most recent course of treatment. Figures in italics indicate the base number of FP17s or Patient Questionnaire responses are less than 100. N/A is shown where the base number of responses is less than 10 during the period. % is calculated as Quantity/Base number\*100

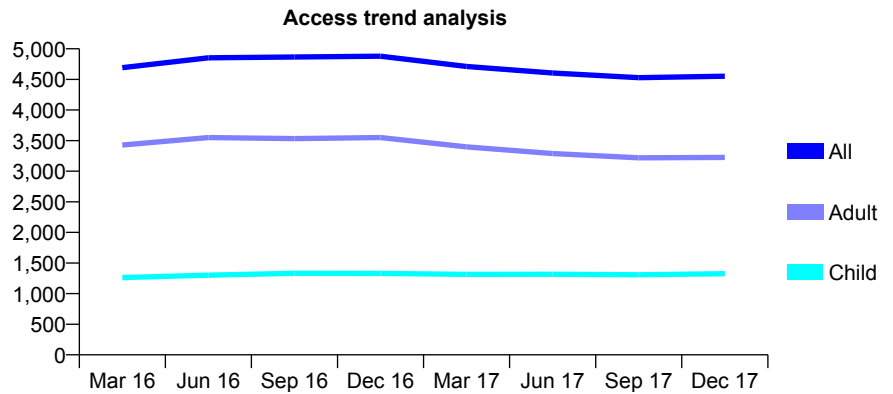
## Q46 - Vital Signs At a Glance Contract Report for 772194/0002 - December 2017

Name or company name	MR B AMOZANDEH
Contract type name	GDS Contract
Purpose of contract	General
Contract start date	01/06/2008
Contract end date	

17/18 Contracted general activity (UDA)	19,610
Carry forward general activity (UDA)	-392
17/18 Contracted orthodontic activity (UOA)	0
Carry forward orthodontic activity (UOA)	0
Baseline contract value	£551,629.84

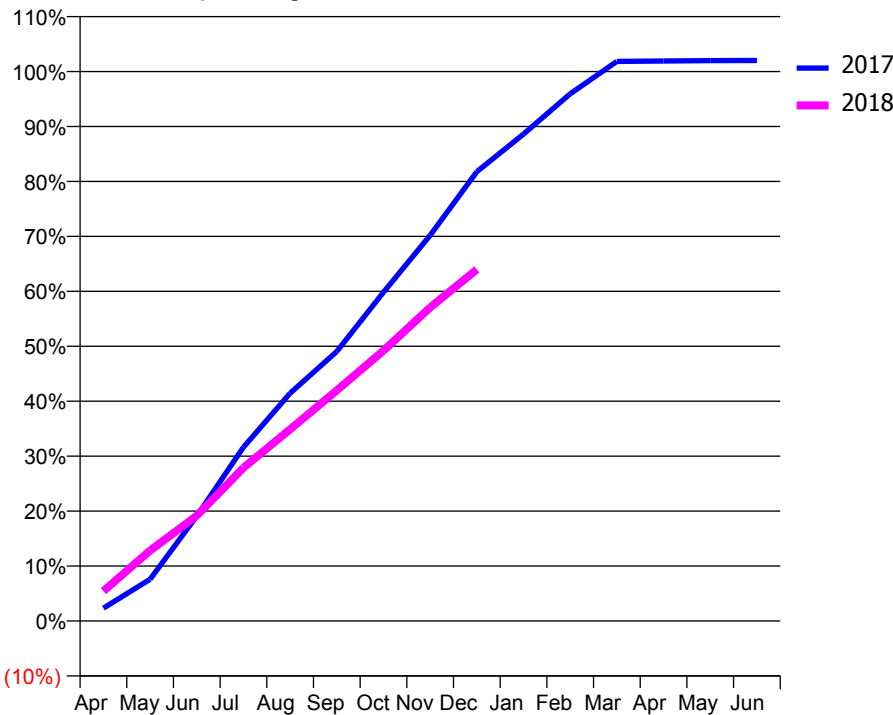
### ACCESS\*

Patients seen in 24 months	Total	Change since previous quarter
Quarter ending December 2016	4,880	
Quarter ending March 2017	4,711	↓
Quarter ending June 2017	4,605	↓
Quarter ending September 2017	4,529	↓
Quarter ending December 2017	4,552	→
<b>Variance since December 2016</b>	<b>(6.7%)</b>	<b>↓</b>



### ACTIVITY

Cumulative percentage of contracted UDA delivered 2017 & 2018



Month	Adjusted Scheduled Activity (UDA)	
	2017	2018
April	460	1,067
May	1,490	2,516
June	3,747	3,757
July	6,201	5,470
August	8,129	6,843
September	9,621	8,232
October	11,733	9,647
November	13,766	11,191
December	16,035	12,544
January	17,376	
February	18,815	
March	19,971	
April	19,986	
May	20,000	
June	20,004	

### QUALITY

	Quantity	Base Number	Contract	AT	Region	England
% of FP17s for the same patient ID Re-attending within 3 months - Children	186	1,531	12.1%	12.4%	12.9%	12.0%
% of FP17s for the same patient ID Re-attending within 3 months - Adults	712	3,650	19.5%	16.8%	16.5%	15.9%
% of FP17s for the same patient ID Re-attending between 3 & 9 months - Children	929	1,531	60.7%	57.3%	59.6%	58.0%
% of FP17s for the same patient ID Re-attending between 3 & 9 months - Adults	1,996	3,650	54.7%	50.6%	52.8%	50.5%
% of FP17s for Band 1 Urgent Courses	576	5,174	11.1%	10.2%	9.1%	9.0%
% of FP17s Relating to Free Repair or Replacements	33	5,174	0.6%	0.9%	1.0%	0.8%
% of FP17s Relating to Continuations	37	5,174	0.7%	1.0%	1.2%	1.1%
% of Patients satisfied with the dentistry they have received	4	4	N/A	91.8%	91.6%	91.5%
% of Patients satisfied with the time they had to wait for an appointment	4	4	N/A	88.2%	88.3%	87.9%

\* This is based on patients treated on this contract for their most recent course of treatment. Figures in italics indicate the base number of FP17s or Patient Questionnaire responses are less than 100. N/A is shown where the base number of responses is less than 10 during the period. % is calculated as Quantity/Base number\*100

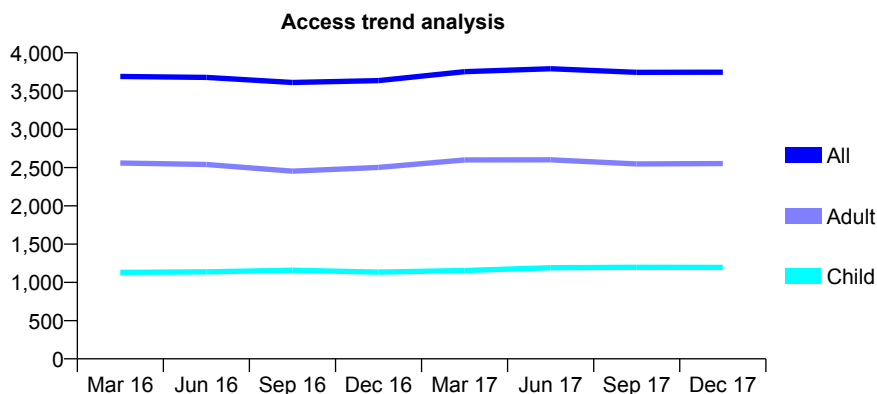
## Q46 - Vital Signs At a Glance Contract Report for 772895/0001 - December 2017

Name or company name	MR CE CRAWFORD
Contract type name	GDS Contract
Purpose of contract	General
Contract start date	13/10/2009
Contract end date	

17/18 Contracted general activity (UDA)	6,773
Carry forward general activity (UDA)	-135
17/18 Contracted orthodontic activity (UOA)	0
Carry forward orthodontic activity (UOA)	0
Baseline contract value	£167,468.88

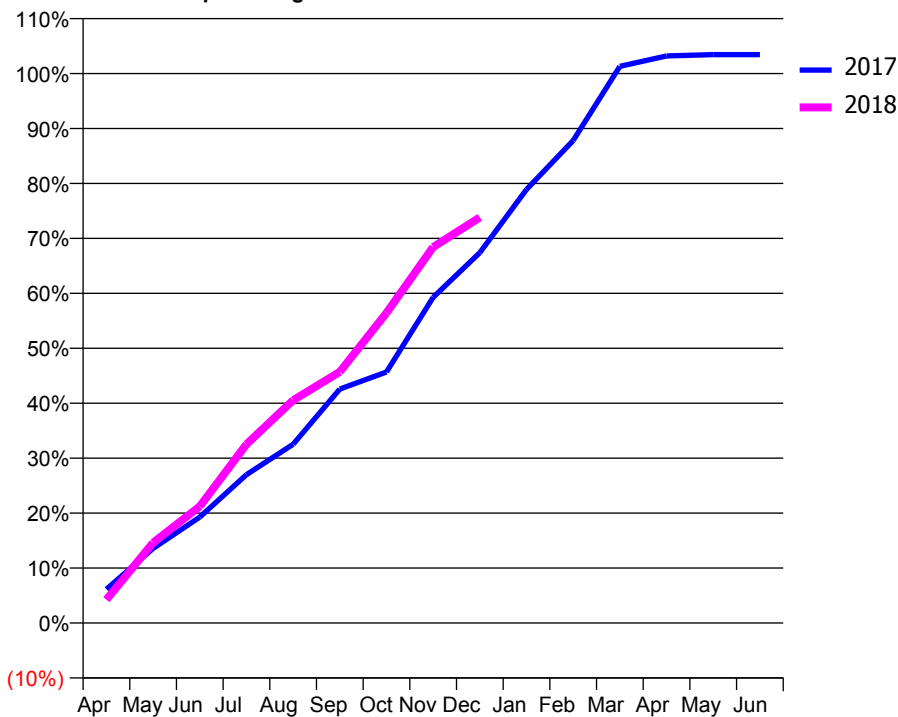
### ACCESS\*

Patients seen in 24 months	Total	Change since previous quarter
Quarter ending December 2016	3,636	
Quarter ending March 2017	3,754	↑
Quarter ending June 2017	3,792	→
Quarter ending September 2017	3,744	↓
Quarter ending December 2017	3,747	→
<b>Variance since December 2016</b>	<b>3.1%</b>	<b>↑</b>



### ACTIVITY

Cumulative percentage of contracted UDA delivered 2017 & 2018



Month	Adjusted Scheduled Activity (UDA)	
	2017	2018
April	417	289
May	920	990
June	1,306	1,438
July	1,829	2,203
August	2,204	2,745
September	2,883	3,096
October	3,094	3,823
November	4,015	4,634
December	4,565	4,999
January	5,344	
February	5,947	
March	6,862	
April	6,989	
May	7,006	
June	7,006	

### QUALITY

	Quantity	Base Number	Contract	AT	Region	England
% of FP17s for the same patient ID Re-attending within 3 months - Children	95	1,406	6.8%	12.4%	12.9%	12.0%
% of FP17s for the same patient ID Re-attending within 3 months - Adults	197	2,095	9.4%	16.8%	16.5%	15.9%
% of FP17s for the same patient ID Re-attending between 3 & 9 months - Children	922	1,406	65.6%	57.3%	59.6%	58.0%
% of FP17s for the same patient ID Re-attending between 3 & 9 months - Adults	1,219	2,095	58.2%	50.6%	52.8%	50.5%
% of FP17s for Band 1 Urgent Courses	178	2,687	6.6%	10.2%	9.1%	9.0%
% of FP17s Relating to Free Repair or Replacements	8	2,687	0.3%	0.9%	1.0%	0.8%
% of FP17s Relating to Continuations	26	2,687	1.0%	1.0%	1.2%	1.1%
% of Patients satisfied with the dentistry they have received	3	3	N/A	91.8%	91.6%	91.5%
% of Patients satisfied with the time they had to wait for an appointment	3	3	N/A	88.2%	88.3%	87.9%

\* This is based on patients treated on this contract for their most recent course of treatment. Figures in italics indicate the base number of FP17s or Patient Questionnaire responses are less than 100. N/A is shown where the base number of responses is less than 10 during the period. % is calculated as Quantity/Base number\*100

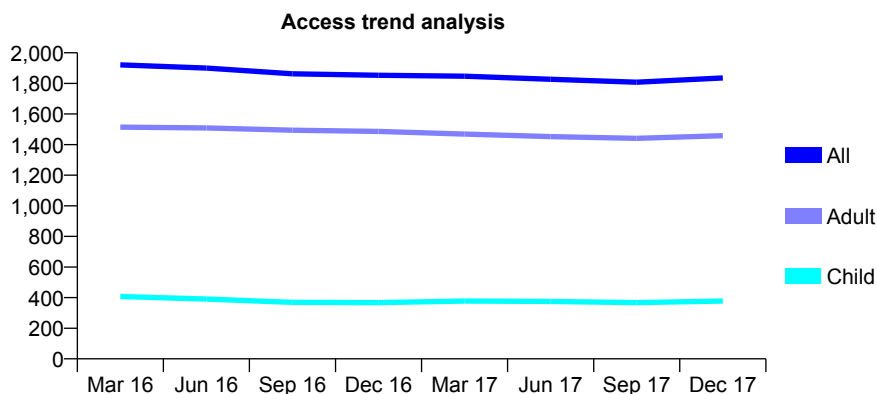
## Q46 - Vital Signs At a Glance Contract Report for 772968/0001 - December 2017

Name or company name	MISS SN HUSSAIN
Contract type name	GDS Contract
Purpose of contract	General
Contract start date	19/04/2011
Contract end date	

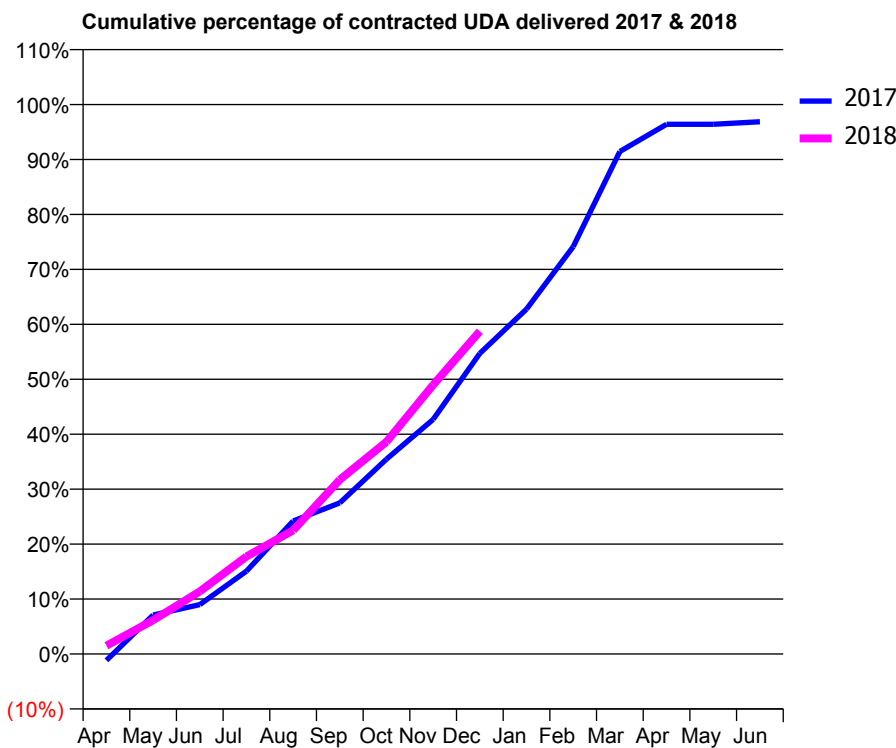
17/18 Contracted general activity (UDA)	4,906
Carry forward general activity (UDA)	0
17/18 Contracted orthodontic activity (UOA)	0
Carry forward orthodontic activity (UOA)	0
Baseline contract value	£120,554.08

### ACCESS\*

Patients seen in 24 months	Total	Change since previous quarter
Quarter ending December 2016	1,853	
Quarter ending March 2017	1,847	→
Quarter ending June 2017	1,827	↓
Quarter ending September 2017	1,808	↓
Quarter ending December 2017	1,836	→
<b>Variance since December 2016</b>	<b>(0.9%)</b>	<b>→</b>



### ACTIVITY



Month	Adjusted Scheduled Activity (UDA)	
	2017	2018
April	-57	74
May	348	302
June	441	559
July	740	871
August	1,187	1,104
September	1,349	1,557
October	1,740	1,895
November	2,094	2,403
December	2,684	2,882
January	3,079	
February	3,637	
March	4,486	
April	4,729	
May	4,729	
June	4,752	

### QUALITY

	Quantity	Base Number	Contract	AT	Region	England
% of FP17s for the same patient ID Re-attending within 3 months - Children	63	491	12.8%	12.4%	12.9%	12.0%
% of FP17s for the same patient ID Re-attending within 3 months - Adults	316	1,893	16.7%	16.8%	16.5%	15.9%
% of FP17s for the same patient ID Re-attending between 3 & 9 months - Children	340	491	69.2%	57.3%	59.6%	58.0%
% of FP17s for the same patient ID Re-attending between 3 & 9 months - Adults	1,209	1,893	63.9%	50.6%	52.8%	50.5%
% of FP17s for Band 1 Urgent Courses	136	1,594	8.5%	10.2%	9.1%	9.0%
% of FP17s Relating to Free Repair or Replacements	33	1,594	2.1%	0.9%	1.0%	0.8%
% of FP17s Relating to Continuations	14	1,594	0.9%	1.0%	1.2%	1.1%
% of Patients satisfied with the dentistry they have received	4	5	N/A	91.8%	91.6%	91.5%
% of Patients satisfied with the time they had to wait for an appointment	4	5	N/A	88.2%	88.3%	87.9%

\* This is based on patients treated on this contract for their most recent course of treatment. Figures in italics indicate the base number of FP17s or Patient Questionnaire responses are less than 100. N/A is shown where the base number of responses is less than 10 during the period. % is calculated as Quantity/Base number\*100

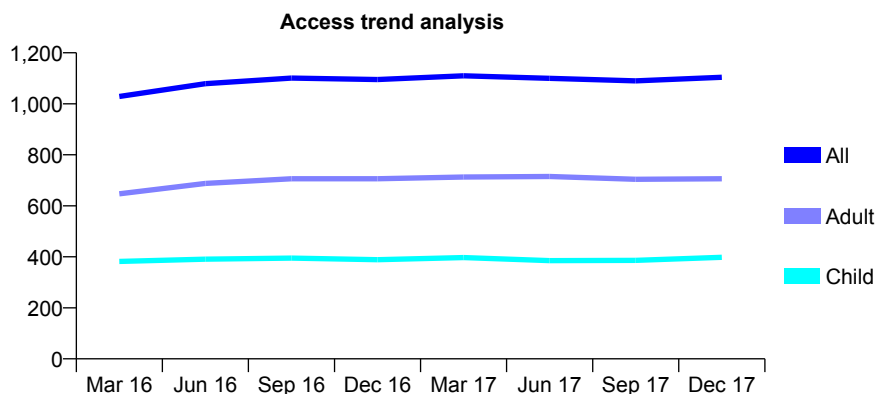
## Q46 - Vital Signs At a Glance Contract Report for 772968/0003 - December 2017

Name or company name	MISS SN HUSSAIN
Contract type name	GDS Contract
Purpose of contract	General
Contract start date	01/01/2015
Contract end date	

17/18 Contracted general activity (UDA)	2,213
Carry forward general activity (UDA)	-44
17/18 Contracted orthodontic activity (UOA)	0
Carry forward orthodontic activity (UOA)	0
Baseline contract value	£60,997.95

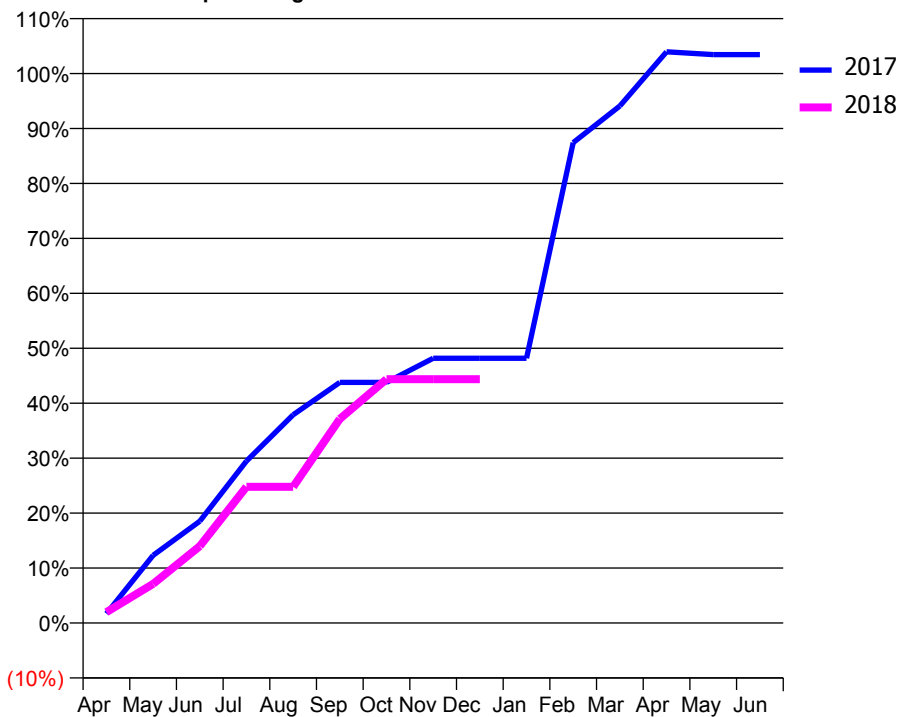
### ACCESS\*

Patients seen in 24 months	Total	Change since previous quarter
Quarter ending December 2016	1,095	
Quarter ending March 2017	1,110	→
Quarter ending June 2017	1,100	→
Quarter ending September 2017	1,090	→
Quarter ending December 2017	1,104	→
<b>Variance since December 2016</b>	<b>0.8%</b>	<b>→</b>



### ACTIVITY

Cumulative percentage of contracted UDA delivered 2017 & 2018



Month	Adjusted Scheduled Activity (UDA)	
	2017	2018
April	38	44
May	273	158
June	410	310
July	652	549
August	838	549
September	969	822
October	969	982
November	1,066	982
December	1,066	982
January	1,066	
February	1,934	
March	2,082	
April	2,300	
May	2,289	
June	2,289	

### QUALITY

	Quantity	Base Number	Contract	AT	Region	England
% of FP17s for the same patient ID Re-attending within 3 months - Children	51	450	11.3%	12.4%	12.9%	12.0%
% of FP17s for the same patient ID Re-attending within 3 months - Adults	118	713	16.5%	16.8%	16.5%	15.9%
% of FP17s for the same patient ID Re-attending between 3 & 9 months - Children	312	450	69.3%	57.3%	59.6%	58.0%
% of FP17s for the same patient ID Re-attending between 3 & 9 months - Adults	446	713	62.6%	50.6%	52.8%	50.5%
% of FP17s for Band 1 Urgent Courses	61	625	9.8%	10.2%	9.1%	9.0%
% of FP17s Relating to Free Repair or Replacements	1	625	0.2%	0.9%	1.0%	0.8%
% of FP17s Relating to Continuations	3	625	0.5%	1.0%	1.2%	1.1%
% of Patients satisfied with the dentistry they have received	2	3	N/A	91.8%	91.6%	91.5%
% of Patients satisfied with the time they had to wait for an appointment	3	3	N/A	88.2%	88.3%	87.9%

\* This is based on patients treated on this contract for their most recent course of treatment. Figures in italics indicate the base number of FP17s or Patient Questionnaire responses are less than 100. N/A is shown where the base number of responses is less than 10 during the period. % is calculated as Quantity/Base number\*100

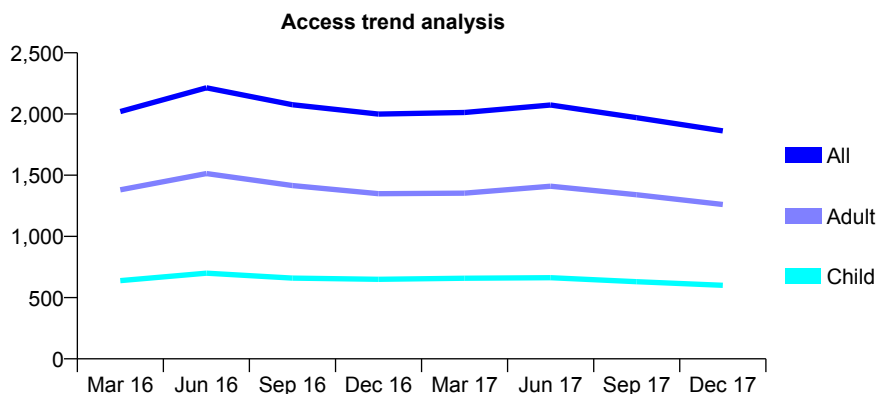
## Q46 - Vital Signs At a Glance Contract Report for 773174/0001 - December 2017

Name or company name	MR S AHMED
Contract type name	GDS Contract
Purpose of contract	General
Contract start date	01/04/2006
Contract end date	

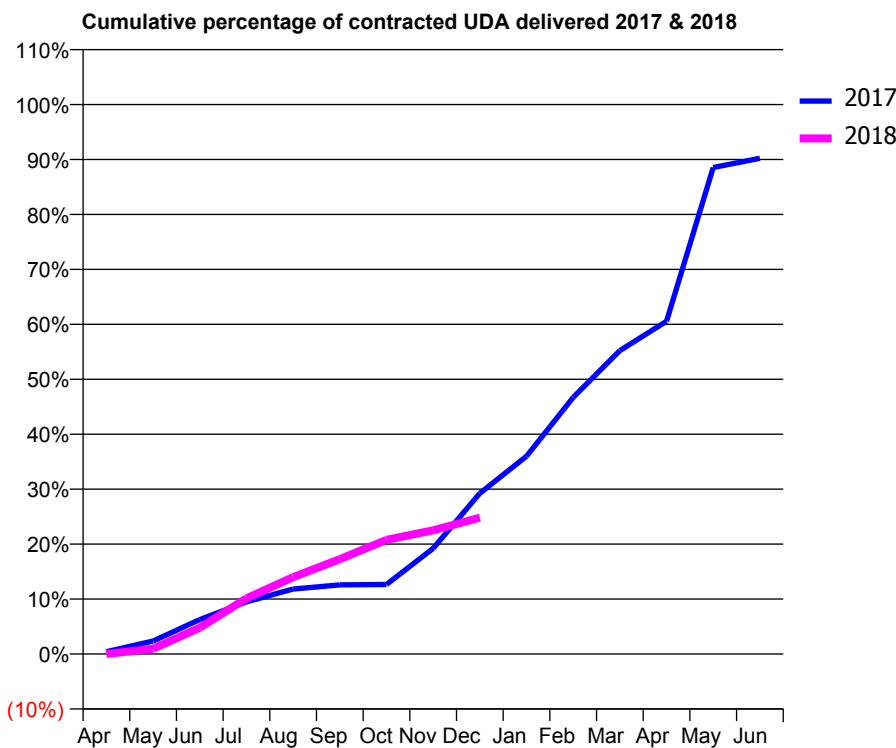
17/18 Contracted general activity (UDA)	8,304
Carry forward general activity (UDA)	0
17/18 Contracted orthodontic activity (UOA)	0
Carry forward orthodontic activity (UOA)	0
Baseline contract value	£278,860.67

### ACCESS\*

Patients seen in 24 months	Total	Change since previous quarter
Quarter ending December 2016	1,999	
Quarter ending March 2017	2,012	→
Quarter ending June 2017	2,073	↑
Quarter ending September 2017	1,970	↓
Quarter ending December 2017	1,862	↓
<b>Variance since December 2016</b>	<b>(6.9%)</b>	<b>↓</b>



### ACTIVITY



Month	Adjusted Scheduled Activity (UDA)	
	2017	2018
April	34	0
May	196	80
June	522	399
July	790	841
August	982	1,162
September	1,044	1,434
October	1,051	1,725
November	1,598	1,868
December	2,430	2,061
January	2,990	
February	3,878	
March	4,586	
April	5,028	
May	7,351	
June	7,492	

### QUALITY

	Quantity	Base Number	Contract	AT	Region	England
% of FP17s for the same patient ID Re-attending within 3 months - Children	25	365	6.8%	12.4%	12.9%	12.0%
% of FP17s for the same patient ID Re-attending within 3 months - Adults	120	811	14.8%	16.8%	16.5%	15.9%
% of FP17s for the same patient ID Re-attending between 3 & 9 months - Children	81	365	22.2%	57.3%	59.6%	58.0%
% of FP17s for the same patient ID Re-attending between 3 & 9 months - Adults	185	811	22.8%	50.6%	52.8%	50.5%
% of FP17s for Band 1 Urgent Courses	63	729	8.6%	10.2%	9.1%	9.0%
% of FP17s Relating to Free Repair or Replacements	6	729	0.8%	0.9%	1.0%	0.8%
% of FP17s Relating to Continuations	0	729	0.0%	1.0%	1.2%	1.1%
% of Patients satisfied with the dentistry they have received	3	4	N/A	91.8%	91.6%	91.5%
% of Patients satisfied with the time they had to wait for an appointment	2	4	N/A	88.2%	88.3%	87.9%

\* This is based on patients treated on this contract for their most recent course of treatment. Figures in italics indicate the base number of FP17s or Patient Questionnaire responses are less than 100. N/A is shown where the base number of responses is less than 10 during the period. % is calculated as Quantity/Base number\*100

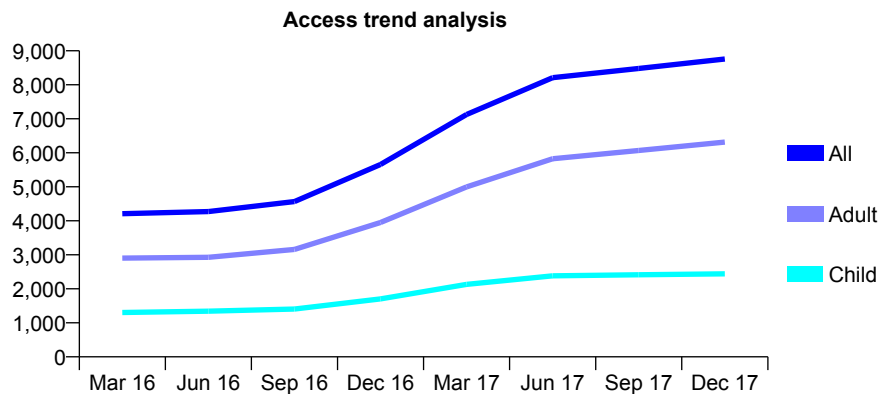
## Q46 - Vital Signs At a Glance Contract Report for 780871/0001 - December 2017

Name or company name	MR R KHAN
Contract type name	GDS Contract
Purpose of contract	General
Contract start date	01/04/2006
Contract end date	

17/18 Contracted general activity (UDA)	24,622
Carry forward general activity (UDA)	1,877
17/18 Contracted orthodontic activity (UOA)	0
Carry forward orthodontic activity (UOA)	0
Baseline contract value	£703,974.18

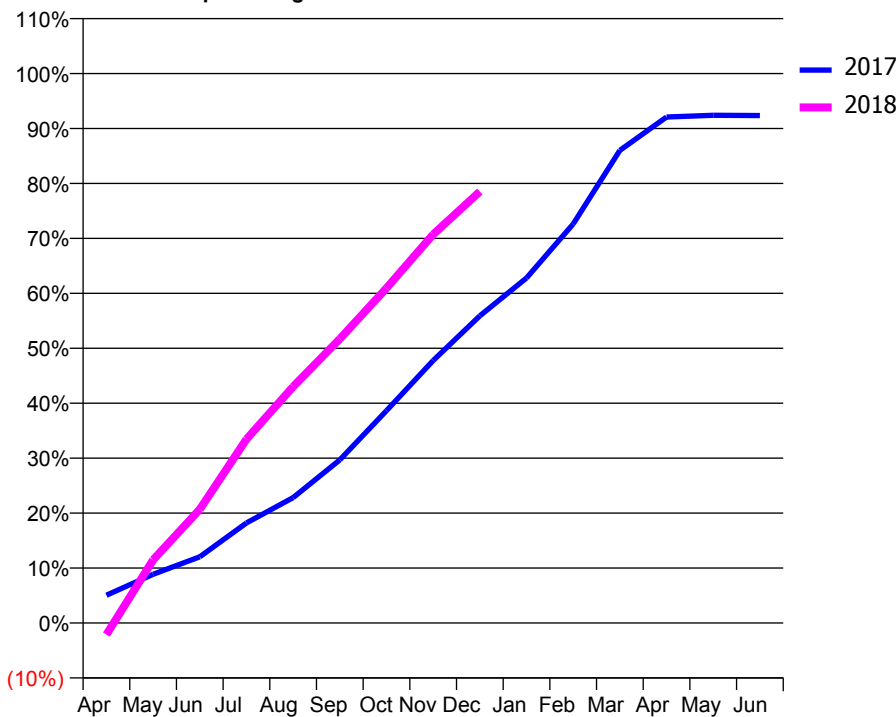
### ACCESS\*

Patients seen in 24 months	Total	Change since previous quarter
Quarter ending December 2016	5,656	
Quarter ending March 2017	7,127	↑
Quarter ending June 2017	8,209	↑
Quarter ending September 2017	8,482	↑
Quarter ending December 2017	8,760	↑
<b>Variance since December 2016</b>	<b>54.9%</b>	<b>↑</b>



### ACTIVITY

**Cumulative percentage of contracted UDA delivered 2017 & 2018**



Month	Adjusted Scheduled Activity (UDA)	
	2017	2018
April	1,247	-525
May	2,183	2,830
June	2,966	5,094
July	4,483	8,235
August	5,621	10,592
September	7,309	12,732
October	9,512	15,006
November	11,760	17,412
December	13,763	19,330
January	15,461	
February	17,882	
March	21,180	
April	22,671	
May	22,753	
June	22,739	

### QUALITY

	Quantity	Base Number	Contract	AT	Region	England
% of FP17s for the same patient ID Re-attending within 3 months - Children	205	2,608	7.9%	12.4%	12.9%	12.0%
% of FP17s for the same patient ID Re-attending within 3 months - Adults	993	6,883	14.4%	16.8%	16.5%	15.9%
% of FP17s for the same patient ID Re-attending between 3 & 9 months - Children	1,453	2,608	55.7%	57.3%	59.6%	58.0%
% of FP17s for the same patient ID Re-attending between 3 & 9 months - Adults	3,337	6,883	48.5%	50.6%	52.8%	50.5%
% of FP17s for Band 1 Urgent Courses	973	8,891	10.9%	10.2%	9.1%	9.0%
% of FP17s Relating to Free Repair or Replacements	95	8,891	1.1%	0.9%	1.0%	0.8%
% of FP17s Relating to Continuations	25	8,891	0.3%	1.0%	1.2%	1.1%
% of Patients satisfied with the dentistry they have received	4	4	N/A	91.8%	91.6%	91.5%
% of Patients satisfied with the time they had to wait for an appointment	4	4	N/A	88.2%	88.3%	87.9%

\* This is based on patients treated on this contract for their most recent course of treatment. Figures in italics indicate the base number of FP17s or Patient Questionnaire responses are less than 100. N/A is shown where the base number of responses is less than 10 during the period. % is calculated as Quantity/Base number\*100

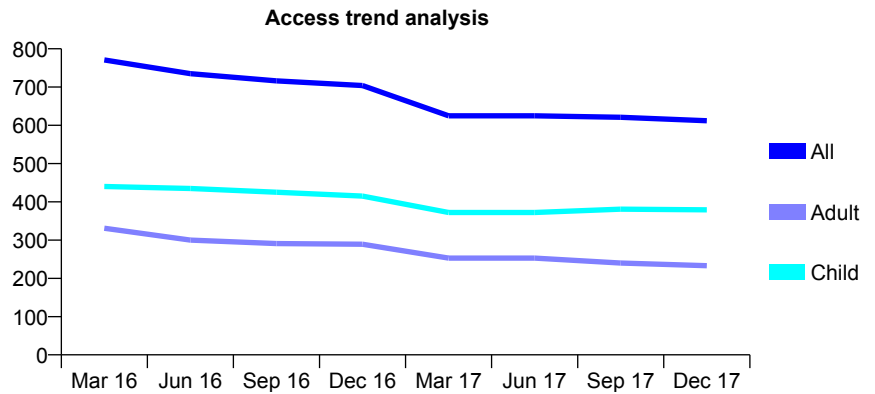
## Q46 - Vital Signs At a Glance Contract Report for 803375/0001 - December 2017

Name or company name	MISS SR WOOLF
Contract type name	GDS Contract
Purpose of contract	General
Contract start date	01/04/2006
Contract end date	

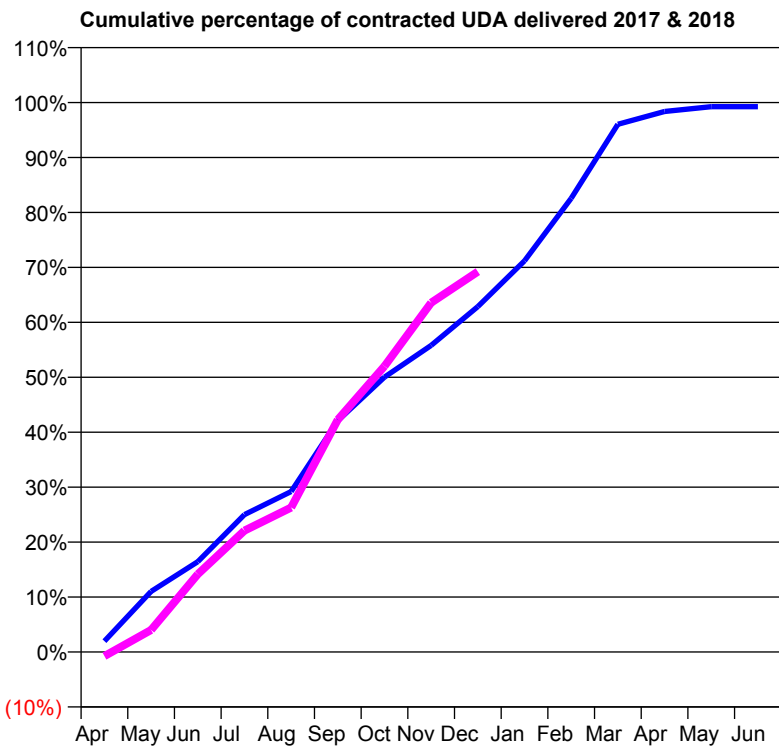
17/18 Contracted general activity (UDA)	1,715
Carry forward general activity (UDA)	13
17/18 Contracted orthodontic activity (UOA)	0
Carry forward orthodontic activity (UOA)	0
Baseline contract value	£65,046.85

### ACCESS\*

Patients seen in 24 months	Total	Change since previous quarter
Quarter ending December 2016	704	
Quarter ending March 2017	625	↓
Quarter ending June 2017	625	→
Quarter ending September 2017	621	→
Quarter ending December 2017	612	↓
<b>Variance since December 2016</b>	<b>(13.1%)</b>	<b>↓</b>



### ACTIVITY



Month	Adjusted Scheduled Activity (UDA)	
	2017	2018
April	34	-13
May	189	69
June	282	243
July	429	379
August	501	451
September	722	725
October	858	892
November	957	1,090
December	1,078	1,187
January	1,221	
February	1,416	
March	1,647	
April	1,687	
May	1,702	
June	1,702	

### QUALITY

	Quantity	Base Number	Contract	AT	Region	England
% of FP17s for the same patient ID Re-attending within 3 months - Children	38	377	10.1%	12.4%	12.9%	12.0%
% of FP17s for the same patient ID Re-attending within 3 months - Adults	17	132	12.9%	16.8%	16.5%	15.9%
% of FP17s for the same patient ID Re-attending between 3 & 9 months - Children	175	377	46.4%	57.3%	59.6%	58.0%
% of FP17s for the same patient ID Re-attending between 3 & 9 months - Adults	34	132	25.8%	50.6%	52.8%	50.5%
% of FP17s for Band 1 Urgent Courses	0	493	0.0%	10.2%	9.1%	9.0%
% of FP17s Relating to Free Repair or Replacements	0	493	0.0%	0.9%	1.0%	0.8%
% of FP17s Relating to Continuations	21	493	4.3%	1.0%	1.2%	1.1%
% of Patients satisfied with the dentistry they have received	5	5	N/A	91.8%	91.6%	91.5%
% of Patients satisfied with the time they had to wait for an appointment	5	5	N/A	88.2%	88.3%	87.9%

\* This is based on patients treated on this contract for their most recent course of treatment. Figures in italics indicate the base number of FP17s or Patient Questionnaire responses are less than 100. N/A is shown where the base number of responses is less than 10 during the period. % is calculated as Quantity/Base number\*100



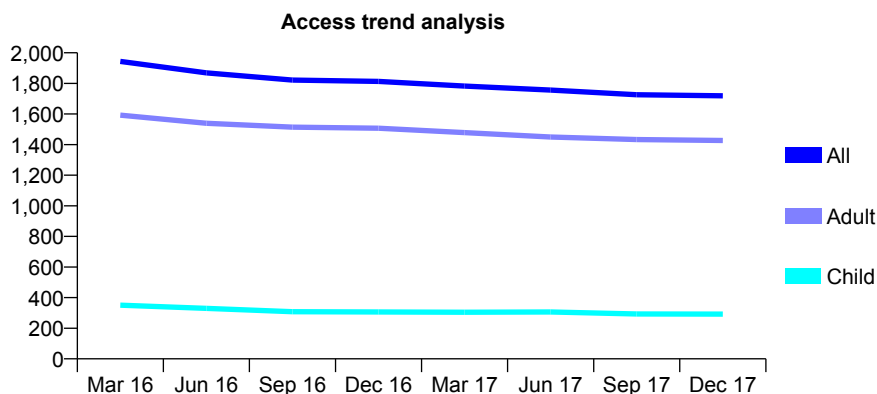
## Q46 - Vital Signs At a Glance Contract Report for 819883/0002 - December 2017

Name or company name	Joubert & Taylor
Contract type name	GDS Contract
Purpose of contract	General
Contract start date	01/04/2006
Contract end date	

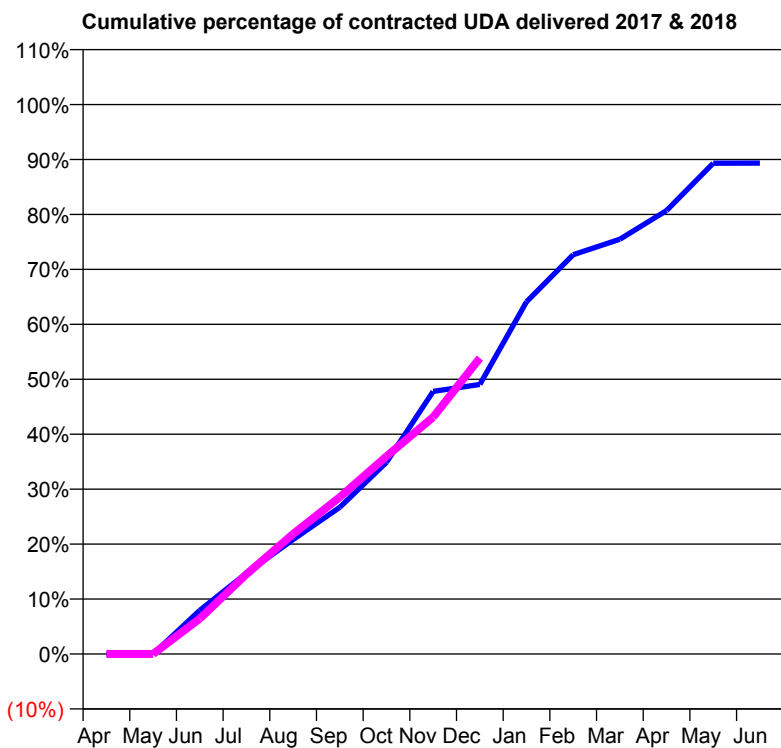
17/18 Contracted general activity (UDA)	6,065
Carry forward general activity (UDA)	0
17/18 Contracted orthodontic activity (UOA)	0
Carry forward orthodontic activity (UOA)	0
Baseline contract value	£140,493.94

### ACCESS\*

Patients seen in 24 months	Total	Change since previous quarter
Quarter ending December 2016	1,813	
Quarter ending March 2017	1,783	↓
Quarter ending June 2017	1,756	↓
Quarter ending September 2017	1,726	↓
Quarter ending December 2017	1,719	→
<b>Variance since December 2016</b>	<b>(5.2%)</b>	<b>↓</b>



### ACTIVITY



Month	Adjusted Scheduled Activity (UDA)	
	2017	2018
April	0	0
May	0	0
June	482	391
July	892	881
August	1,263	1,325
September	1,619	1,732
October	2,115	2,181
November	2,898	2,614
December	2,975	3,266
January	3,888	
February	4,408	
March	4,578	
April	4,894	
May	5,417	
June	5,418	

### QUALITY

	Quantity	Base Number	Contract	AT	Region	England
% of FP17s for the same patient ID Re-attending within 3 months - Children	33	355	9.3%	12.4%	12.9%	12.0%
% of FP17s for the same patient ID Re-attending within 3 months - Adults	339	1,858	18.2%	16.8%	16.5%	15.9%
% of FP17s for the same patient ID Re-attending between 3 & 9 months - Children	216	355	60.8%	57.3%	59.6%	58.0%
% of FP17s for the same patient ID Re-attending between 3 & 9 months - Adults	1,173	1,858	63.1%	50.6%	52.8%	50.5%
% of FP17s for Band 1 Urgent Courses	235	1,793	13.1%	10.2%	9.1%	9.0%
% of FP17s Relating to Free Repair or Replacements	9	1,793	0.5%	0.9%	1.0%	0.8%
% of FP17s Relating to Continuations	4	1,793	0.2%	1.0%	1.2%	1.1%
% of Patients satisfied with the dentistry they have received	4	4	N/A	91.8%	91.6%	91.5%
% of Patients satisfied with the time they had to wait for an appointment	4	4	N/A	88.2%	88.3%	87.9%

\* This is based on patients treated on this contract for their most recent course of treatment. Figures in italics indicate the base number of FP17s or Patient Questionnaire responses are less than 100. N/A is shown where the base number of responses is less than 10 during the period. % is calculated as Quantity/Base number\*100

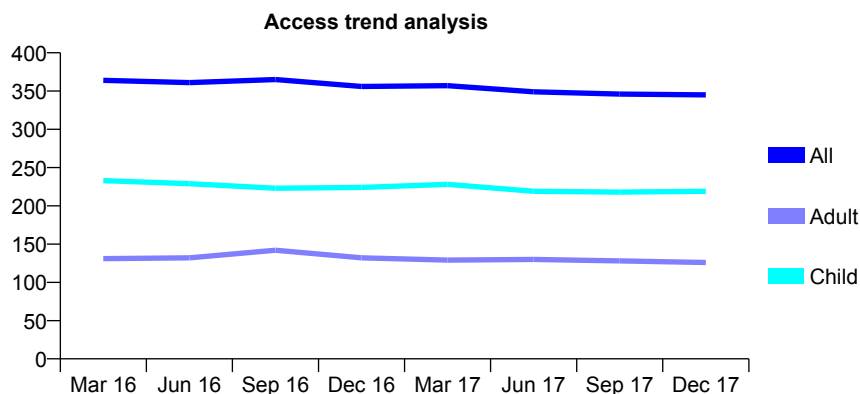
## Q46 - Vital Signs At a Glance Contract Report for 824372/0001 - December 2017

Name or company name	MRS LR DOVER
Contract type name	GDS Contract
Purpose of contract	General and Orthodontic
Contract start date	01/04/2006
Contract end date	

17/18 Contracted general activity (UDA)	722
Carry forward general activity (UDA)	0
17/18 Contracted orthodontic activity (UOA)	377
Carry forward orthodontic activity (UOA)	5
Baseline contract value	£34,169.26

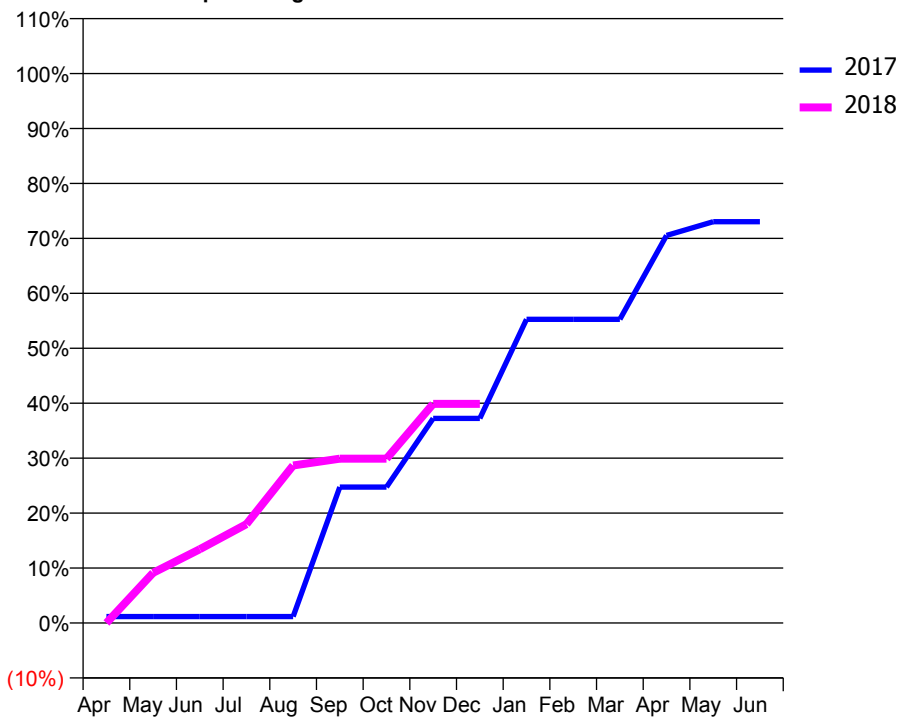
### ACCESS\*

Patients seen in 24 months	Total	Change since previous quarter
Quarter ending December 2016	356	
Quarter ending March 2017	357	→
Quarter ending June 2017	349	↓
Quarter ending September 2017	346	→
Quarter ending December 2017	345	→
<b>Variance since December 2016</b>	<b>(3.1%)</b>	<b>↓</b>



### ACTIVITY

Cumulative percentage of contracted UDA delivered 2017 & 2018



Month	Adjusted Scheduled Activity (UDA)	
	2017	2018
April	9	0
May	9	66
June	9	97
July	9	130
August	9	207
September	188	216
October	188	216
November	283	288
December	283	288
January	420	
February	420	
March	420	
April	536	
May	555	
June	555	

### QUALITY

	Quantity	Base Number	Contract	AT	Region	England
% of FP17s for the same patient ID Re-attending within 3 months - Children	13	209	6.2%	12.4%	12.9%	12.0%
% of FP17s for the same patient ID Re-attending within 3 months - Adults	11	97	11.3%	16.8%	16.5%	15.9%
% of FP17s for the same patient ID Re-attending between 3 & 9 months - Children	101	209	48.3%	57.3%	59.6%	58.0%
% of FP17s for the same patient ID Re-attending between 3 & 9 months - Adults	47	97	48.5%	50.6%	52.8%	50.5%
% of FP17s for Band 1 Urgent Courses	0	190	0.0%	10.2%	9.1%	9.0%
% of FP17s Relating to Free Repair or Replacements	0	190	0.0%	0.9%	1.0%	0.8%
% of FP17s Relating to Continuations	5	190	2.6%	1.0%	1.2%	1.1%
% of Patients satisfied with the dentistry they have received	0	0	N/A	91.8%	91.6%	91.5%
% of Patients satisfied with the time they had to wait for an appointment	0	0	N/A	88.2%	88.3%	87.9%

\* This is based on patients treated on this contract for their most recent course of treatment. Figures in italics indicate the base number of FP17s or Patient Questionnaire responses are less than 100. N/A is shown where the base number of responses is less than 10 during the period. % is calculated as Quantity/Base number\*100

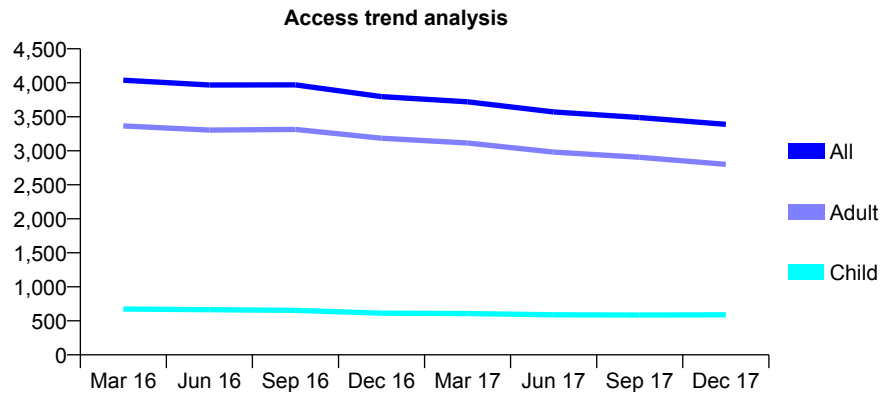
## Q46 - Vital Signs At a Glance Contract Report for 825093/0002 - December 2017

Name or company name	MR MA NASEEM
Contract type name	GDS Contract
Purpose of contract	General
Contract start date	01/04/2006
Contract end date	

17/18 Contracted general activity (UDA)	13,932
Carry forward general activity (UDA)	-198
17/18 Contracted orthodontic activity (UOA)	0
Carry forward orthodontic activity (UOA)	0
Baseline contract value	£327,111.28

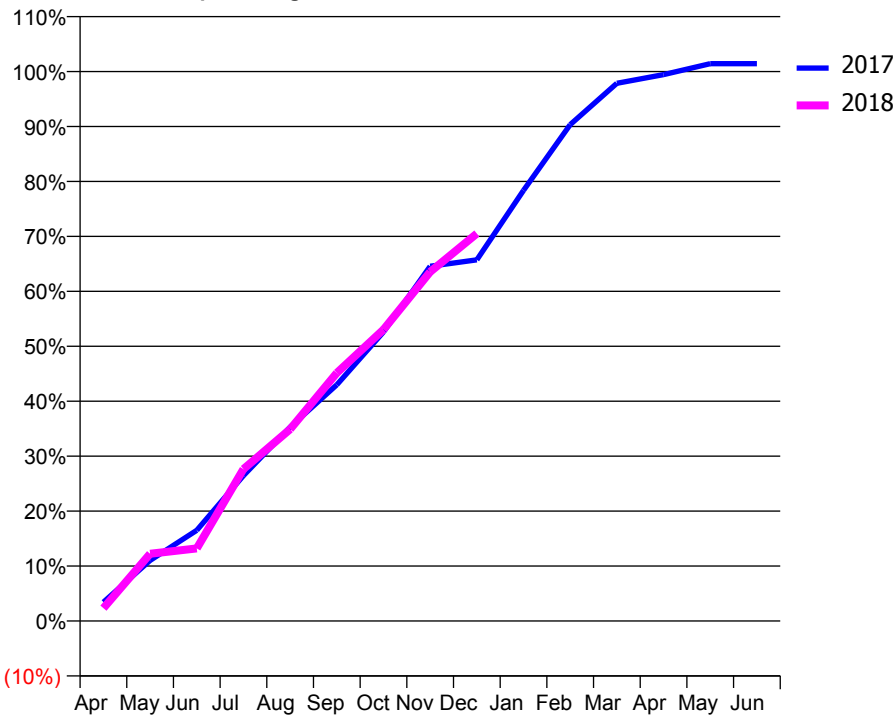
### ACCESS\*

Patients seen in 24 months	Total	Change since previous quarter
Quarter ending December 2016	3,798	
Quarter ending March 2017	3,721	↓
Quarter ending June 2017	3,572	↓
Quarter ending September 2017	3,490	↓
Quarter ending December 2017	3,390	↓
<b>Variance since December 2016</b>	<b>(10.7%)</b>	<b>↓</b>



### ACTIVITY

Cumulative percentage of contracted UDA delivered 2017 & 2018



Month	Adjusted Scheduled Activity (UDA)	
	2017	2018
April	477	327
May	1,536	1,705
June	2,301	1,841
July	3,686	3,853
August	4,917	4,863
September	5,991	6,290
October	7,328	7,389
November	8,995	8,854
December	9,155	9,824
January	10,919	
February	12,585	
March	13,633	
April	13,854	
May	14,130	
June	14,130	

### QUALITY

	Quantity	Base Number	Contract	AT	Region	England
% of FP17s for the same patient ID Re-attending within 3 months - Children	46	624	7.4%	12.4%	12.9%	12.0%
% of FP17s for the same patient ID Re-attending within 3 months - Adults	489	2,959	16.5%	16.8%	16.5%	15.9%
% of FP17s for the same patient ID Re-attending between 3 & 9 months - Children	399	624	63.9%	57.3%	59.6%	58.0%
% of FP17s for the same patient ID Re-attending between 3 & 9 months - Adults	1,825	2,959	61.7%	50.6%	52.8%	50.5%
% of FP17s for Band 1 Urgent Courses	34	3,423	1.0%	10.2%	9.1%	9.0%
% of FP17s Relating to Free Repair or Replacements	60	3,423	1.8%	0.9%	1.0%	0.8%
% of FP17s Relating to Continuations	67	3,423	2.0%	1.0%	1.2%	1.1%
% of Patients satisfied with the dentistry they have received	17	17	100.0%	91.8%	91.6%	91.5%
% of Patients satisfied with the time they had to wait for an appointment	16	17	94.1%	88.2%	88.3%	87.9%

\* This is based on patients treated on this contract for their most recent course of treatment. Figures in italics indicate the base number of FP17s or Patient Questionnaire responses are less than 100. N/A is shown where the base number of responses is less than 10 during the period. % is calculated as Quantity/Base number\*100

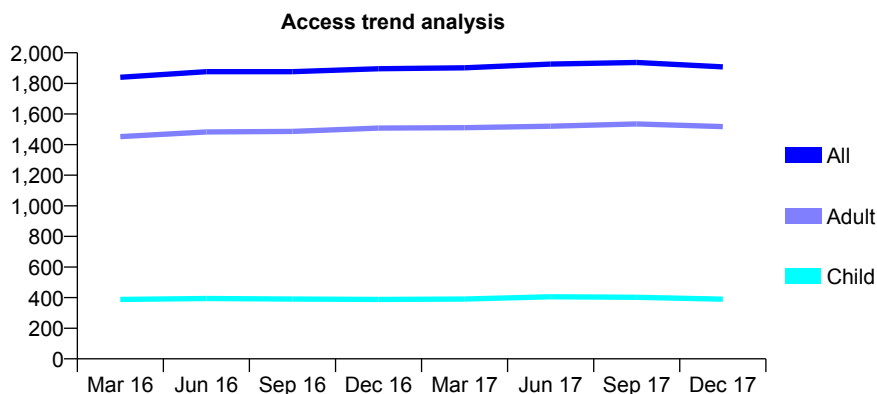
## Q46 - Vital Signs At a Glance Contract Report for 830690/0001 - December 2017

Name or company name	MR MF MOHAMMED
Contract type name	GDS Contract
Purpose of contract	General
Contract start date	07/04/2006
Contract end date	

17/18 Contracted general activity (UDA)	5,878
Carry forward general activity (UDA)	-115
17/18 Contracted orthodontic activity (UOA)	0
Carry forward orthodontic activity (UOA)	0
Baseline contract value	£184,852.89

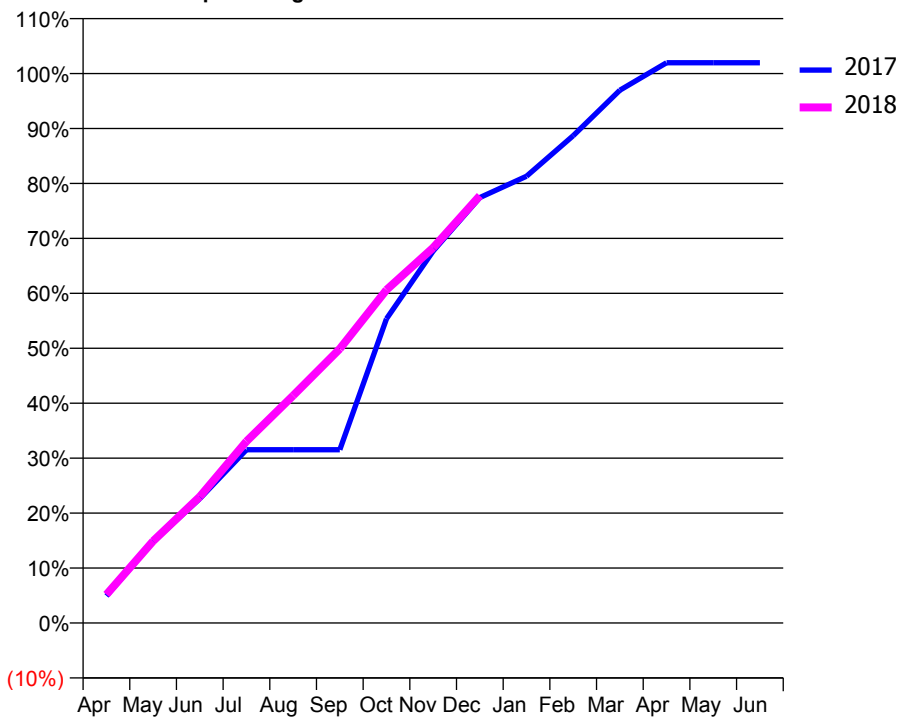
### ACCESS\*

Patients seen in 24 months	Total	Change since previous quarter
Quarter ending December 2016	1,896	
Quarter ending March 2017	1,902	→
Quarter ending June 2017	1,926	→
Quarter ending September 2017	1,937	→
Quarter ending December 2017	1,908	↓
<b>Variance since December 2016</b>	<b>0.6%</b>	<b>→</b>



### ACTIVITY

Cumulative percentage of contracted UDA delivered 2017 & 2018



Month	Adjusted Scheduled Activity (UDA)	
	2017	2018
April	290	305
May	871	877
June	1,331	1,352
July	1,853	1,944
August	1,853	2,433
September	1,853	2,933
October	3,255	3,564
November	3,978	4,015
December	4,551	4,571
January	4,780	
February	5,213	
March	5,699	
April	5,993	
May	5,993	
June	5,993	

### QUALITY

	Quantity	Base Number	Contract	AT	Region	England
% of FP17s for the same patient ID Re-attending within 3 months - Children	98	515	19.0%	12.4%	12.9%	12.0%
% of FP17s for the same patient ID Re-attending within 3 months - Adults	221	1,549	14.3%	16.8%	16.5%	15.9%
% of FP17s for the same patient ID Re-attending between 3 & 9 months - Children	274	515	53.2%	57.3%	59.6%	58.0%
% of FP17s for the same patient ID Re-attending between 3 & 9 months - Adults	779	1,549	50.3%	50.6%	52.8%	50.5%
% of FP17s for Band 1 Urgent Courses	98	1,951	5.0%	10.2%	9.1%	9.0%
% of FP17s Relating to Free Repair or Replacements	40	1,951	2.1%	0.9%	1.0%	0.8%
% of FP17s Relating to Continuations	33	1,951	1.7%	1.0%	1.2%	1.1%
% of Patients satisfied with the dentistry they have received	1	2	N/A	91.8%	91.6%	91.5%
% of Patients satisfied with the time they had to wait for an appointment	2	2	N/A	88.2%	88.3%	87.9%

\* This is based on patients treated on this contract for their most recent course of treatment. Figures in italics indicate the base number of FP17s or Patient Questionnaire responses are less than 100. N/A is shown where the base number of responses is less than 10 during the period. % is calculated as Quantity/Base number\*100

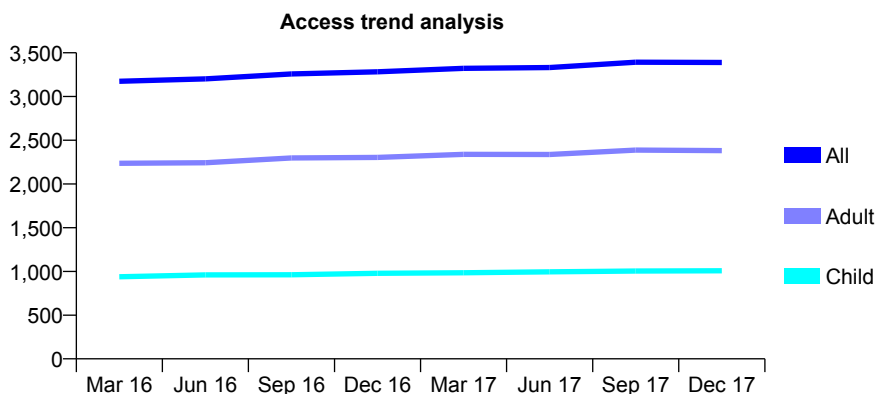
## Q46 - Vital Signs At a Glance Contract Report for 830690/0002 - December 2017

Name or company name	MR MF MOHAMMED
Contract type name	GDS Contract
Purpose of contract	General
Contract start date	01/10/2008
Contract end date	

17/18 Contracted general activity (UDA)	8,000
Carry forward general activity (UDA)	-145
17/18 Contracted orthodontic activity (UOA)	0
Carry forward orthodontic activity (UOA)	0
Baseline contract value	£217,398.94

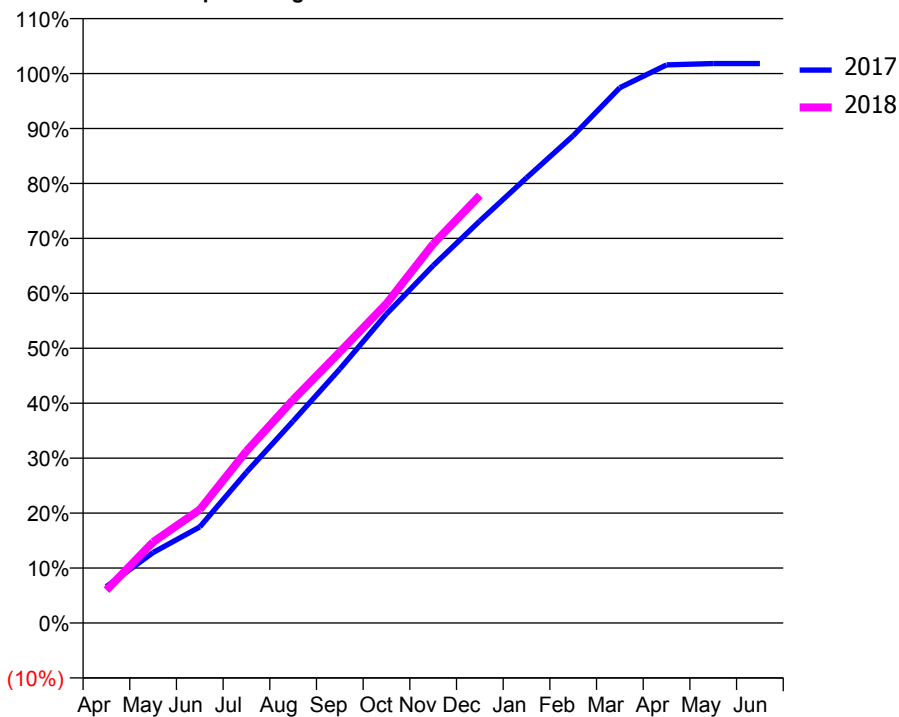
### ACCESS\*

Patients seen in 24 months	Total	Change since previous quarter
Quarter ending December 2016	3,283	
Quarter ending March 2017	3,323	→
Quarter ending June 2017	3,332	→
Quarter ending September 2017	3,392	→
Quarter ending December 2017	3,389	→
<b>Variance since December 2016</b>	<b>3.2%</b>	<b>↑</b>



### ACTIVITY

Cumulative percentage of contracted UDA delivered 2017 & 2018



Month	Adjusted Scheduled Activity (UDA)	
	2017	2018
April	530	478
May	1,026	1,179
June	1,399	1,651
July	2,196	2,503
August	2,940	3,251
September	3,697	3,947
October	4,500	4,650
November	5,203	5,517
December	5,854	6,226
January	6,481	
February	7,096	
March	7,793	
April	8,126	
May	8,145	
June	8,145	

### QUALITY

	Quantity	Base Number	Contract	AT	Region	England
% of FP17s for the same patient ID Re-attending within 3 months - Children	61	1,076	5.7%	12.4%	12.9%	12.0%
% of FP17s for the same patient ID Re-attending within 3 months - Adults	276	2,350	11.7%	16.8%	16.5%	15.9%
% of FP17s for the same patient ID Re-attending between 3 & 9 months - Children	649	1,076	60.3%	57.3%	59.6%	58.0%
% of FP17s for the same patient ID Re-attending between 3 & 9 months - Adults	1,321	2,350	56.2%	50.6%	52.8%	50.5%
% of FP17s for Band 1 Urgent Courses	258	3,222	8.0%	10.2%	9.1%	9.0%
% of FP17s Relating to Free Repair or Replacements	36	3,222	1.1%	0.9%	1.0%	0.8%
% of FP17s Relating to Continuations	28	3,222	0.9%	1.0%	1.2%	1.1%
% of Patients satisfied with the dentistry they have received	2	2	N/A	91.8%	91.6%	91.5%
% of Patients satisfied with the time they had to wait for an appointment	2	2	N/A	88.2%	88.3%	87.9%

\* This is based on patients treated on this contract for their most recent course of treatment. Figures in italics indicate the base number of FP17s or Patient Questionnaire responses are less than 100. N/A is shown where the base number of responses is less than 10 during the period. % is calculated as Quantity/Base number\*100

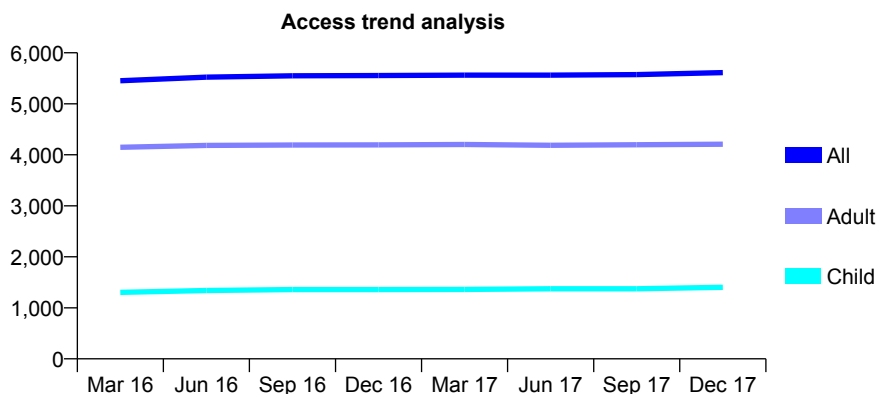
## Q46 - Vital Signs At a Glance Contract Report for 830739/0001 - December 2017

Name or company name	MR AC MOSS
Contract type name	GDS Contract
Purpose of contract	General
Contract start date	01/04/2006
Contract end date	

17/18 Contracted general activity (UDA)	15,000
Carry forward general activity (UDA)	0
17/18 Contracted orthodontic activity (UOA)	0
Carry forward orthodontic activity (UOA)	0
Baseline contract value	£406,393.20

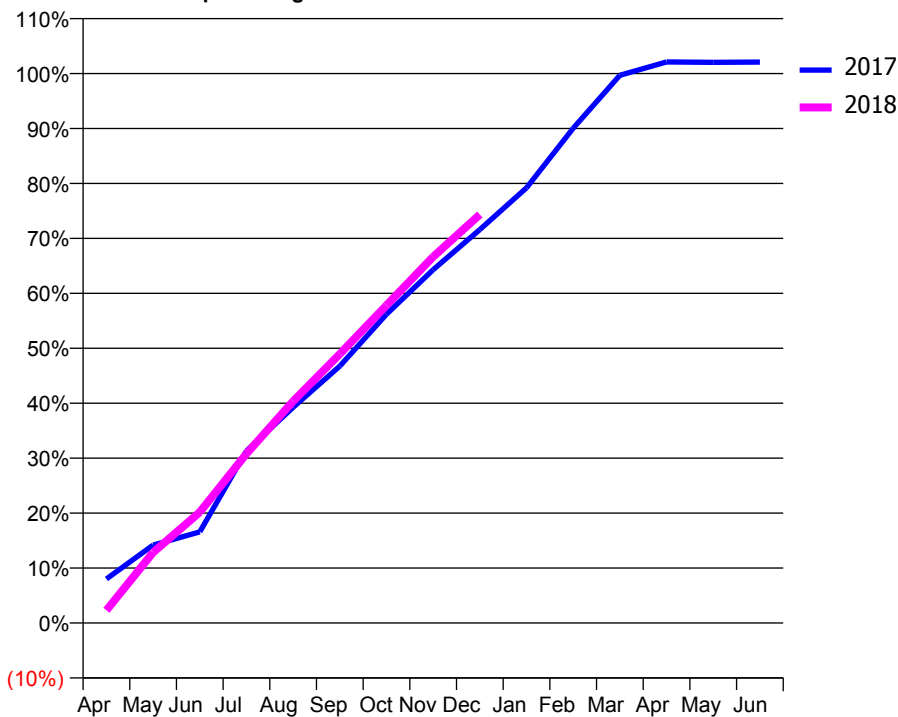
### ACCESS\*

Patients seen in 24 months	Total	Change since previous quarter
Quarter ending December 2016	5,553	
Quarter ending March 2017	5,562	→
Quarter ending June 2017	5,562	→
Quarter ending September 2017	5,573	→
Quarter ending December 2017	5,612	→
<b>Variance since December 2016</b>	<b>1.1%</b>	<b>→</b>



### ACTIVITY

**Cumulative percentage of contracted UDA delivered 2017 & 2018**



Month	Adjusted Scheduled Activity (UDA)	
	2017	2018
April	1,204	349
May	2,128	1,929
June	2,489	3,026
July	4,697	4,620
August	5,886	6,055
September	7,012	7,344
October	8,430	8,672
November	9,643	9,999
December	10,740	11,152
January	11,880	
February	13,505	
March	14,952	
April	15,316	
May	15,304	
June	15,312	

### QUALITY

	Quantity	Base Number	Contract	AT	Region	England
% of FP17s for the same patient ID Re-attending within 3 months - Children	107	1,659	6.4%	12.4%	12.9%	12.0%
% of FP17s for the same patient ID Re-attending within 3 months - Adults	523	4,480	11.7%	16.8%	16.5%	15.9%
% of FP17s for the same patient ID Re-attending between 3 & 9 months - Children	1,077	1,659	64.9%	57.3%	59.6%	58.0%
% of FP17s for the same patient ID Re-attending between 3 & 9 months - Adults	2,718	4,480	60.7%	50.6%	52.8%	50.5%
% of FP17s for Band 1 Urgent Courses	294	5,937	5.0%	10.2%	9.1%	9.0%
% of FP17s Relating to Free Repair or Replacements	41	5,937	0.7%	0.9%	1.0%	0.8%
% of FP17s Relating to Continuations	22	5,937	0.4%	1.0%	1.2%	1.1%
% of Patients satisfied with the dentistry they have received	6	6	N/A	91.8%	91.6%	91.5%
% of Patients satisfied with the time they had to wait for an appointment	6	6	N/A	88.2%	88.3%	87.9%

\* This is based on patients treated on this contract for their most recent course of treatment. Figures in italics indicate the base number of FP17s or Patient Questionnaire responses are less than 100. N/A is shown where the base number of responses is less than 10 during the period. % is calculated as Quantity/Base number\*100

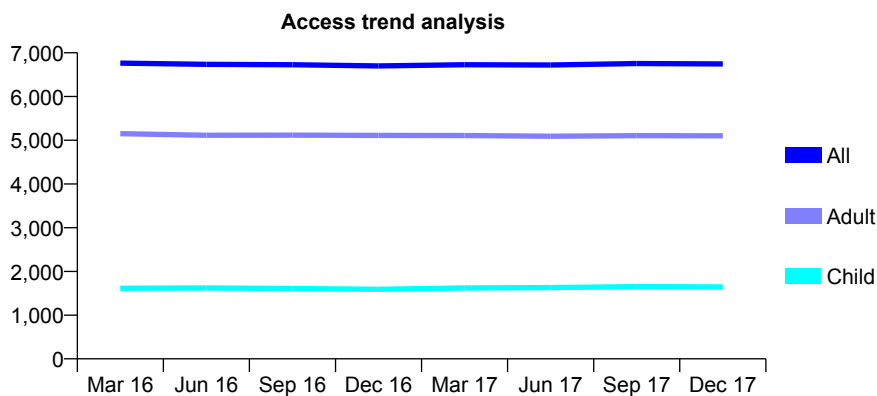
## Q46 - Vital Signs At a Glance Contract Report for 839183/0001 - December 2017

Name or company name	MR TP BARNETT
Contract type name	GDS Contract
Purpose of contract	General
Contract start date	01/04/2006
Contract end date	

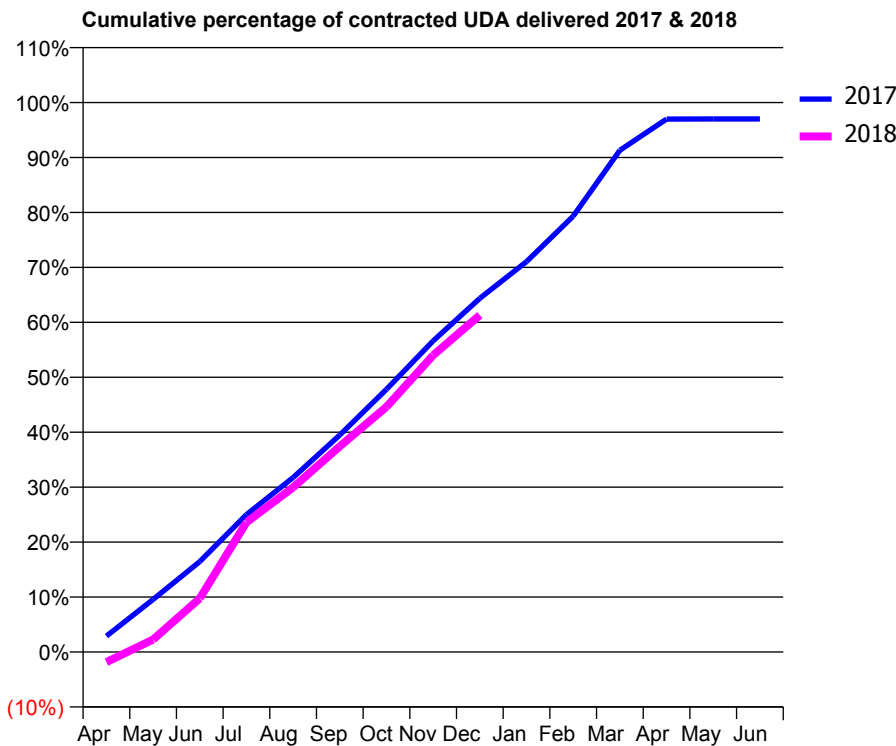
17/18 Contracted general activity (UDA)	25,728
Carry forward general activity (UDA)	768
17/18 Contracted orthodontic activity (UOA)	0
Carry forward orthodontic activity (UOA)	0
Baseline contract value	£739,669.34

### ACCESS\*

Patients seen in 24 months	Total	Change since previous quarter
Quarter ending December 2016	6,701	
Quarter ending March 2017	6,726	→
Quarter ending June 2017	6,722	→
Quarter ending September 2017	6,754	→
Quarter ending December 2017	6,745	→
<b>Variance since December 2016</b>	<b>0.7%</b>	<b>→</b>



### ACTIVITY



Month	Adjusted Scheduled Activity (UDA)	
	2017	2018
April	749	-477
May	2,464	584
June	4,235	2,515
July	6,435	6,072
August	8,172	7,709
September	10,163	9,628
October	12,302	11,480
November	14,567	13,896
December	16,561	15,777
January	18,279	
February	20,410	
March	23,489	
April	24,953	
May	24,959	
June	24,960	

### QUALITY

	Quantity	Base Number	Contract	AT	Region	England
% of FP17s for the same patient ID Re-attending within 3 months - Children	287	2,082	13.8%	12.4%	12.9%	12.0%
% of FP17s for the same patient ID Re-attending within 3 months - Adults	1,141	6,067	18.8%	16.8%	16.5%	15.9%
% of FP17s for the same patient ID Re-attending between 3 & 9 months - Children	1,262	2,082	60.6%	57.3%	59.6%	58.0%
% of FP17s for the same patient ID Re-attending between 3 & 9 months - Adults	3,554	6,067	58.6%	50.6%	52.8%	50.5%
% of FP17s for Band 1 Urgent Courses	644	7,654	8.4%	10.2%	9.1%	9.0%
% of FP17s Relating to Free Repair or Replacements	170	7,654	2.2%	0.9%	1.0%	0.8%
% of FP17s Relating to Continuations	134	7,654	1.8%	1.0%	1.2%	1.1%
% of Patients satisfied with the dentistry they have received	6	6	N/A	91.8%	91.6%	91.5%
% of Patients satisfied with the time they had to wait for an appointment	6	6	N/A	88.2%	88.3%	87.9%

\* This is based on patients treated on this contract for their most recent course of treatment. Figures in italics indicate the base number of FP17s or Patient Questionnaire responses are less than 100. N/A is shown where the base number of responses is less than 10 during the period. % is calculated as Quantity/Base number\*100

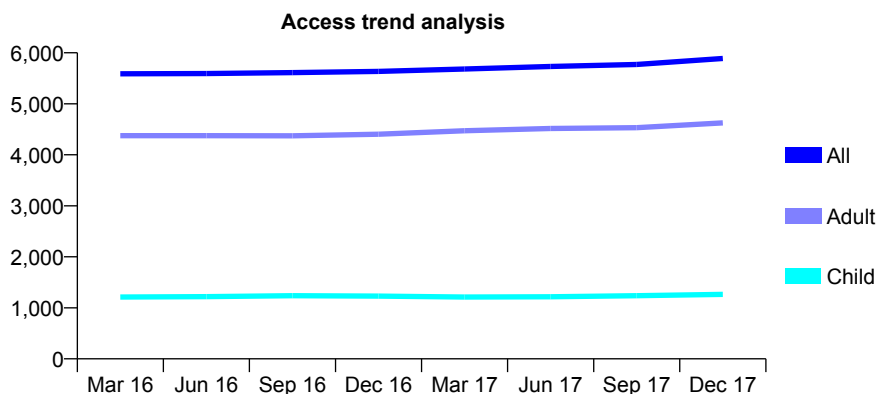
## Q46 - Vital Signs At a Glance Contract Report for 839191/0001 - December 2017

Name or company name	Mr S Karim-Shoshtari, Miss LA Fitzpatrick &
Contract type name	GDS Contract
Purpose of contract	General
Contract start date	01/04/2006
Contract end date	

17/18 Contracted general activity (UDA)	17,403
Carry forward general activity (UDA)	164
17/18 Contracted orthodontic activity (UOA)	0
Carry forward orthodontic activity (UOA)	0
Baseline contract value	£391,120.80

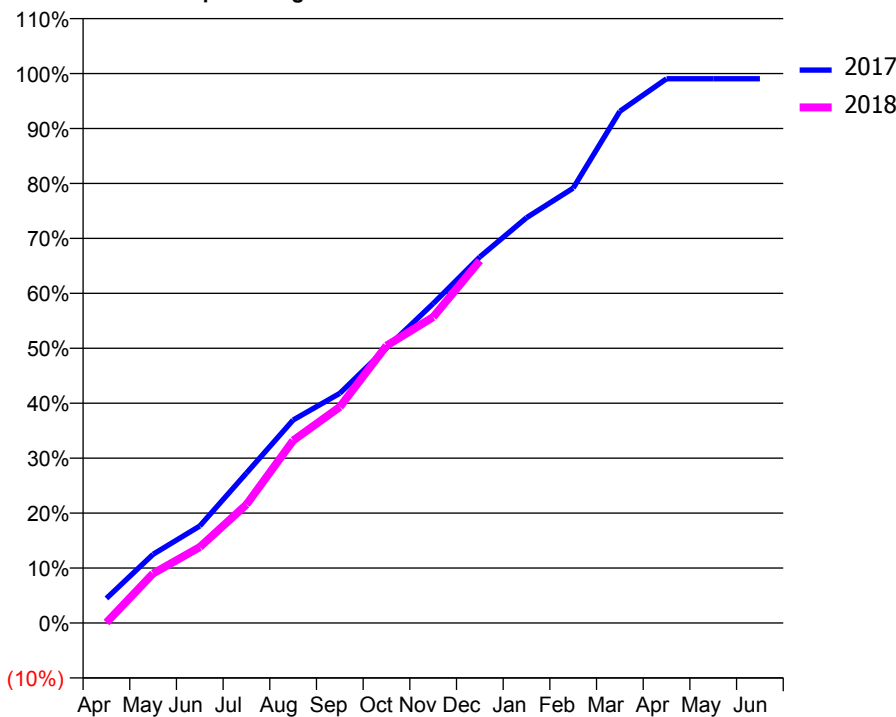
### ACCESS\*

Patients seen in 24 months	Total	Change since previous quarter
Quarter ending December 2016	5,634	
Quarter ending March 2017	5,683	→
Quarter ending June 2017	5,732	→
Quarter ending September 2017	5,770	→
Quarter ending December 2017	5,890	↑
<b>Variance since December 2016</b>	<b>4.5%</b>	<b>↑</b>



### ACTIVITY

Cumulative percentage of contracted UDA delivered 2017 & 2018



Month	Adjusted Scheduled Activity (UDA)	
	2017	2018
April	779	14
May	2,178	1,571
June	3,072	2,405
July	4,749	3,751
August	6,428	5,778
September	7,274	6,842
October	8,710	8,784
November	10,115	9,692
December	11,596	11,478
January	12,838	
February	13,773	
March	16,205	
April	17,239	
May	17,239	
June	17,239	

### QUALITY

	Quantity	Base Number	Contract	AT	Region	England
% of FP17s for the same patient ID Re-attending within 3 months - Children	335	1,580	21.2%	12.4%	12.9%	12.0%
% of FP17s for the same patient ID Re-attending within 3 months - Adults	578	4,774	12.1%	16.8%	16.5%	15.9%
% of FP17s for the same patient ID Re-attending between 3 & 9 months - Children	809	1,580	51.2%	57.3%	59.6%	58.0%
% of FP17s for the same patient ID Re-attending between 3 & 9 months - Adults	2,386	4,774	50.0%	50.6%	52.8%	50.5%
% of FP17s for Band 1 Urgent Courses	183	5,873	3.1%	10.2%	9.1%	9.0%
% of FP17s Relating to Free Repair or Replacements	54	5,873	0.9%	0.9%	1.0%	0.8%
% of FP17s Relating to Continuations	40	5,873	0.7%	1.0%	1.2%	1.1%
% of Patients satisfied with the dentistry they have received	2	2	N/A	91.8%	91.6%	91.5%
% of Patients satisfied with the time they had to wait for an appointment	2	2	N/A	88.2%	88.3%	87.9%

\* This is based on patients treated on this contract for their most recent course of treatment. Figures in italics indicate the base number of FP17s or Patient Questionnaire responses are less than 100. N/A is shown where the base number of responses is less than 10 during the period. % is calculated as Quantity/Base number\*100



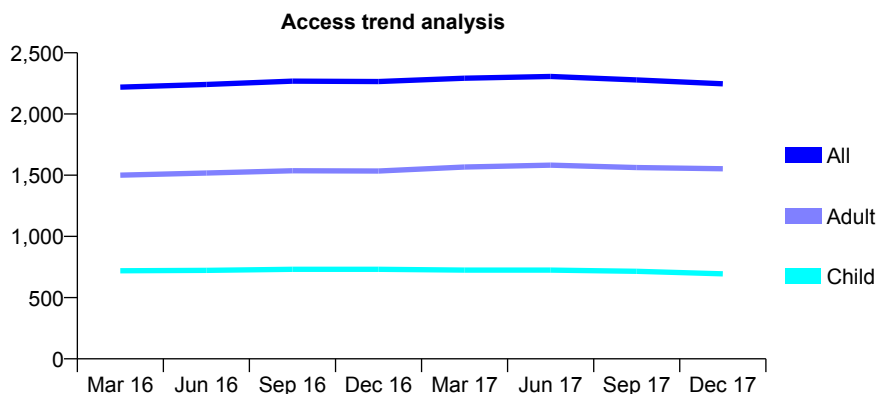
## Q46 - Vital Signs At a Glance Contract Report for 840068/0001 - December 2017

Name or company name	MR S LOMAS
Contract type name	GDS Contract
Purpose of contract	General
Contract start date	01/04/2006
Contract end date	

17/18 Contracted general activity (UDA)	7,003
Carry forward general activity (UDA)	37
17/18 Contracted orthodontic activity (UOA)	0
Carry forward orthodontic activity (UOA)	0
Baseline contract value	£184,929.93

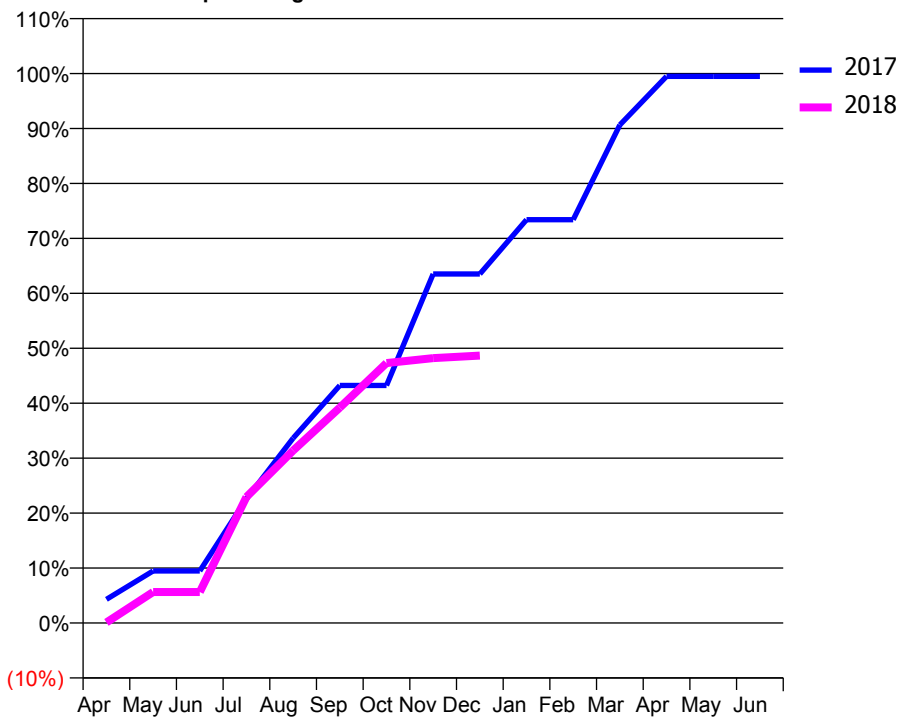
### ACCESS\*

Patients seen in 24 months	Total	Change since previous quarter
Quarter ending December 2016	2,265	
Quarter ending March 2017	2,292	→
Quarter ending June 2017	2,307	→
Quarter ending September 2017	2,278	↓
Quarter ending December 2017	2,247	↓
<b>Variance since December 2016</b>	<b>(0.8%)</b>	<b>→</b>



### ACTIVITY

Cumulative percentage of contracted UDA delivered 2017 & 2018



Month	2017	2018
April	302	8
May	663	396
June	663	396
July	1,583	1,607
August	2,356	2,199
September	3,027	2,746
October	3,027	3,313
November	4,448	3,377
December	4,448	3,409
January	5,140	
February	5,140	
March	6,348	
April	6,966	
May	6,966	
June	6,966	

### QUALITY

	Quantity	Base Number	Contract	AT	Region	England
% of FP17s for the same patient ID Re-attending within 3 months - Children	38	738	5.1%	12.4%	12.9%	12.0%
% of FP17s for the same patient ID Re-attending within 3 months - Adults	184	1,617	11.4%	16.8%	16.5%	15.9%
% of FP17s for the same patient ID Re-attending between 3 & 9 months - Children	537	738	72.8%	57.3%	59.6%	58.0%
% of FP17s for the same patient ID Re-attending between 3 & 9 months - Adults	1,112	1,617	68.8%	50.6%	52.8%	50.5%
% of FP17s for Band 1 Urgent Courses	90	2,034	4.4%	10.2%	9.1%	9.0%
% of FP17s Relating to Free Repair or Replacements	11	2,034	0.5%	0.9%	1.0%	0.8%
% of FP17s Relating to Continuations	33	2,034	1.6%	1.0%	1.2%	1.1%
% of Patients satisfied with the dentistry they have received	1	1	N/A	91.8%	91.6%	91.5%
% of Patients satisfied with the time they had to wait for an appointment	1	1	N/A	88.2%	88.3%	87.9%

\* This is based on patients treated on this contract for their most recent course of treatment. Figures in italics indicate the base number of FP17s or Patient Questionnaire responses are less than 100. N/A is shown where the base number of responses is less than 10 during the period. % is calculated as Quantity/Base number\*100

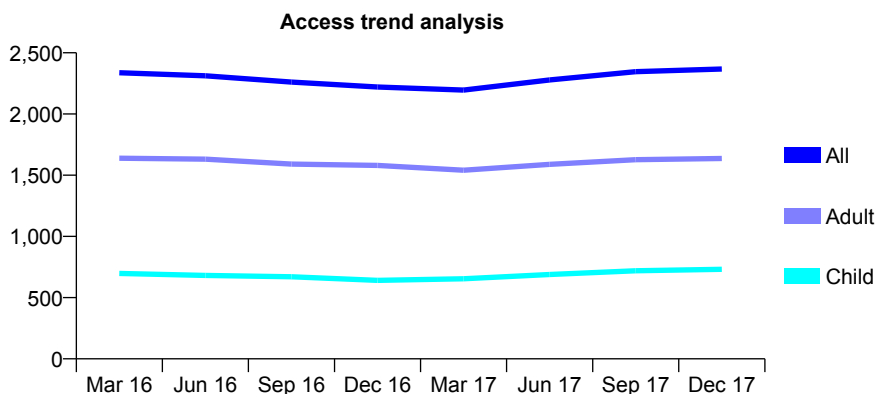
## Q46 - Vital Signs At a Glance Contract Report for 840696/0001 - December 2017

Name or company name	MR MJ KELLY
Contract type name	GDS Contract
Purpose of contract	General and Orthodontic
Contract start date	01/04/2006
Contract end date	

17/18 Contracted general activity (UDA)	7,750
Carry forward general activity (UDA)	0
17/18 Contracted orthodontic activity (UOA)	3,035
Carry forward orthodontic activity (UOA)	75
Baseline contract value	£413,059.09

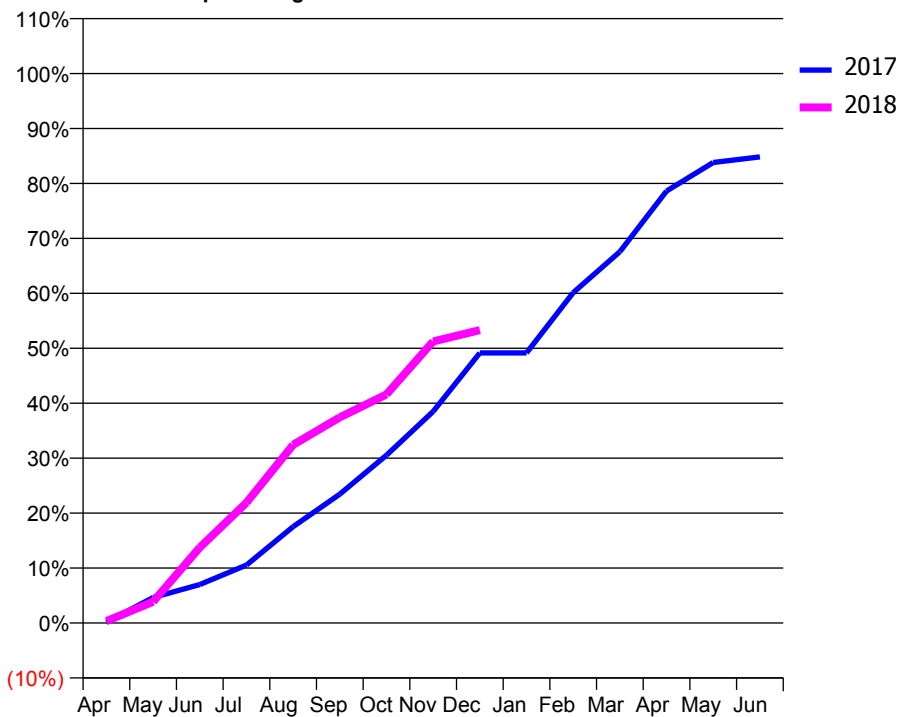
### ACCESS\*

Patients seen in 24 months	Total	Change since previous quarter
Quarter ending December 2016	2,221	
Quarter ending March 2017	2,195	↓
Quarter ending June 2017	2,278	↑
Quarter ending September 2017	2,346	↑
Quarter ending December 2017	2,368	→
<b>Variance since December 2016</b>	<b>6.6%</b>	<b>↑</b>



### ACTIVITY

Cumulative percentage of contracted UDA delivered 2017 & 2018



Month	Adjusted Scheduled Activity (UDA)	
	2017	2018
April	10	28
May	360	300
June	543	1,065
July	817	1,697
August	1,358	2,514
September	1,818	2,902
October	2,367	3,225
November	2,983	3,970
December	3,810	4,130
January	3,810	
February	4,659	
March	5,236	
April	6,093	
May	6,496	
June	6,575	

### QUALITY

	Quantity	Base Number	Contract	AT	Region	England
% of FP17s for the same patient ID Re-attending within 3 months - Children	76	928	8.2%	12.4%	12.9%	12.0%
% of FP17s for the same patient ID Re-attending within 3 months - Adults	320	1,665	19.2%	16.8%	16.5%	15.9%
% of FP17s for the same patient ID Re-attending between 3 & 9 months - Children	265	928	28.6%	57.3%	59.6%	58.0%
% of FP17s for the same patient ID Re-attending between 3 & 9 months - Adults	715	1,665	42.9%	50.6%	52.8%	50.5%
% of FP17s for Band 1 Urgent Courses	27	1,785	1.5%	10.2%	9.1%	9.0%
% of FP17s Relating to Free Repair or Replacements	17	1,785	1.0%	0.9%	1.0%	0.8%
% of FP17s Relating to Continuations	103	1,785	5.8%	1.0%	1.2%	1.1%
% of Patients satisfied with the dentistry they have received	1	1	N/A	91.8%	91.6%	91.5%
% of Patients satisfied with the time they had to wait for an appointment	1	1	N/A	88.2%	88.3%	87.9%

\* This is based on patients treated on this contract for their most recent course of treatment. Figures in italics indicate the base number of FP17s or Patient Questionnaire responses are less than 100. N/A is shown where the base number of responses is less than 10 during the period. % is calculated as Quantity/Base number\*100

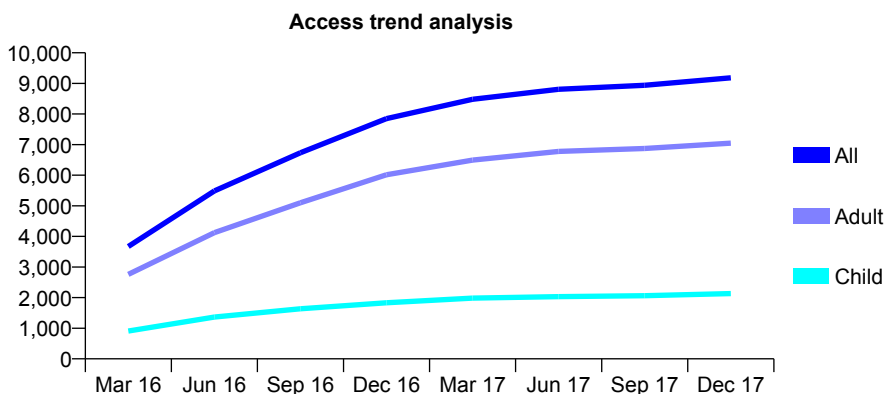
## Q46 - Vital Signs At a Glance Contract Report for 847216/0003 - December 2017

Name or company name	MR AJ JOUBERT
Contract type name	GDS Contract
Purpose of contract	General
Contract start date	01/12/2015
Contract end date	

17/18 Contracted general activity (UDA)	27,629
Carry forward general activity (UDA)	-36
17/18 Contracted orthodontic activity (UOA)	0
Carry forward orthodontic activity (UOA)	0
Baseline contract value	£745,782.57

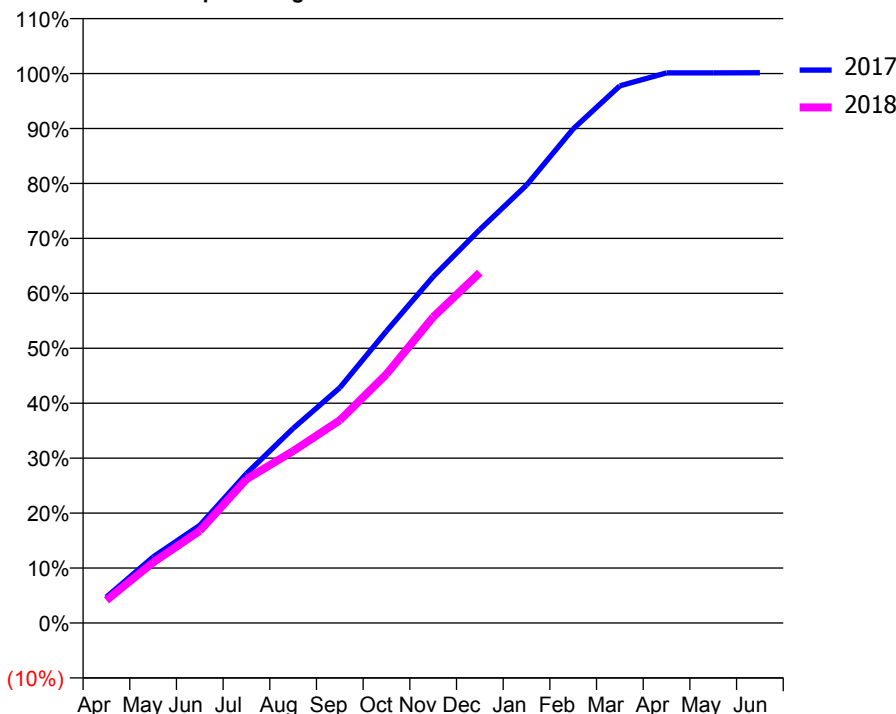
### ACCESS\*

Patients seen in 24 months	Total	Change since previous quarter
Quarter ending December 2016	7,849	
Quarter ending March 2017	8,482	↑
Quarter ending June 2017	8,810	↑
Quarter ending September 2017	8,938	→
Quarter ending December 2017	9,183	↑
<b>Variance since December 2016</b>	<b>17.0%</b>	<b>↑</b>



### ACTIVITY

**Cumulative percentage of contracted UDA delivered 2017 & 2018**



Month	Adjusted Scheduled Activity (UDA)	
	2017	2018
April	1,303	1,142
May	3,319	3,044
June	4,912	4,635
July	7,515	7,228
August	9,787	8,649
September	11,830	10,193
October	14,680	12,514
November	17,415	15,384
December	19,785	17,617
January	22,015	
February	24,842	
March	27,011	
April	27,663	
May	27,657	
June	27,665	

### QUALITY

	Quantity	Base Number	Contract	AT	Region	England
% of FP17s for the same patient ID Re-attending within 3 months - Children	193	2,012	9.6%	12.4%	12.9%	12.0%
% of FP17s for the same patient ID Re-attending within 3 months - Adults	1,337	7,093	18.8%	16.8%	16.5%	15.9%
% of FP17s for the same patient ID Re-attending between 3 & 9 months - Children	1,074	2,012	53.4%	57.3%	59.6%	58.0%
% of FP17s for the same patient ID Re-attending between 3 & 9 months - Adults	3,654	7,093	51.5%	50.6%	52.8%	50.5%
% of FP17s for Band 1 Urgent Courses	1,184	8,822	13.4%	10.2%	9.1%	9.0%
% of FP17s Relating to Free Repair or Replacements	145	8,822	1.6%	0.9%	1.0%	0.8%
% of FP17s Relating to Continuations	78	8,822	0.9%	1.0%	1.2%	1.1%
% of Patients satisfied with the dentistry they have received	4	4	N/A	91.8%	91.6%	91.5%
% of Patients satisfied with the time they had to wait for an appointment	3	4	N/A	88.2%	88.3%	87.9%

\* This is based on patients treated on this contract for their most recent course of treatment. Figures in italics indicate the base number of FP17s or Patient Questionnaire responses are less than 100. N/A is shown where the base number of responses is less than 10 during the period. % is calculated as Quantity/Base number\*100

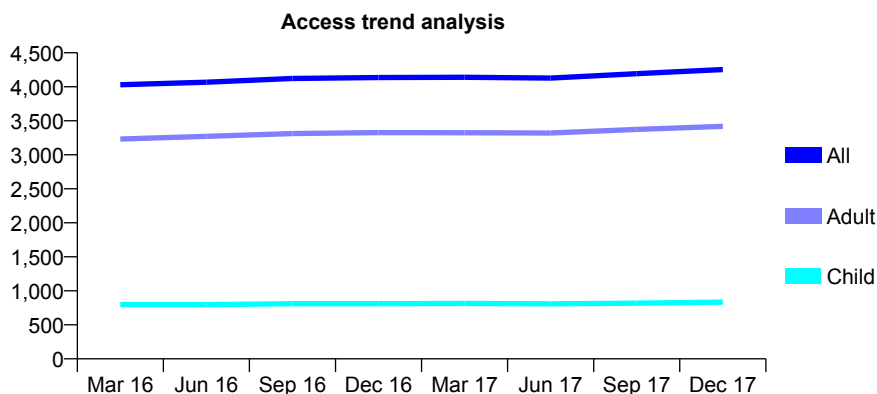
## Q46 - Vital Signs At a Glance Contract Report for 856916/0001 - December 2017

Name or company name	MR MA BUTT
Contract type name	GDS Contract
Purpose of contract	General
Contract start date	01/11/2009
Contract end date	

17/18 Contracted general activity (UDA)	10,518
Carry forward general activity (UDA)	-207
17/18 Contracted orthodontic activity (UOA)	0
Carry forward orthodontic activity (UOA)	0
Baseline contract value	£307,631.27

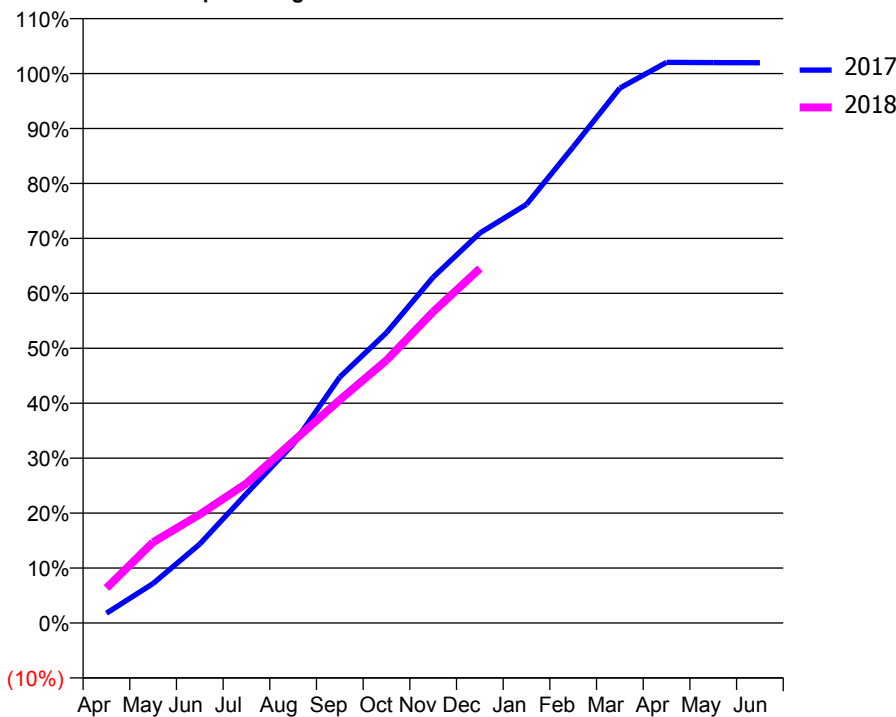
### ACCESS\*

Patients seen in 24 months	Total	Change since previous quarter
Quarter ending December 2016	4,136	
Quarter ending March 2017	4,140	→
Quarter ending June 2017	4,129	→
Quarter ending September 2017	4,193	→
Quarter ending December 2017	4,253	→
<b>Variance since December 2016</b>	<b>2.8%</b>	<b>↑</b>



### ACTIVITY

Cumulative percentage of contracted UDA delivered 2017 & 2018



Month	Adjusted Scheduled Activity (UDA)	
	2017	2018
April	186	671
May	757	1,548
June	1,512	2,078
July	2,478	2,674
August	3,422	3,477
September	4,707	4,270
October	5,557	5,030
November	6,620	5,958
December	7,464	6,785
January	8,014	
February	9,114	
March	10,238	
April	10,731	
May	10,727	
June	10,725	

### QUALITY

	Quantity	Base Number	Contract	AT	Region	England
% of FP17s for the same patient ID Re-attending within 3 months - Children	77	954	8.1%	12.4%	12.9%	12.0%
% of FP17s for the same patient ID Re-attending within 3 months - Adults	552	3,567	15.5%	16.8%	16.5%	15.9%
% of FP17s for the same patient ID Re-attending between 3 & 9 months - Children	556	954	58.3%	57.3%	59.6%	58.0%
% of FP17s for the same patient ID Re-attending between 3 & 9 months - Adults	1,611	3,567	45.2%	50.6%	52.8%	50.5%
% of FP17s for Band 1 Urgent Courses	515	3,614	14.3%	10.2%	9.1%	9.0%
% of FP17s Relating to Free Repair or Replacements	60	3,614	1.7%	0.9%	1.0%	0.8%
% of FP17s Relating to Continuations	19	3,614	0.5%	1.0%	1.2%	1.1%
% of Patients satisfied with the dentistry they have received	4	4	N/A	91.8%	91.6%	91.5%
% of Patients satisfied with the time they had to wait for an appointment	4	4	N/A	88.2%	88.3%	87.9%

\* This is based on patients treated on this contract for their most recent course of treatment. Figures in italics indicate the base number of FP17s or Patient Questionnaire responses are less than 100. N/A is shown where the base number of responses is less than 10 during the period. % is calculated as Quantity/Base number\*100

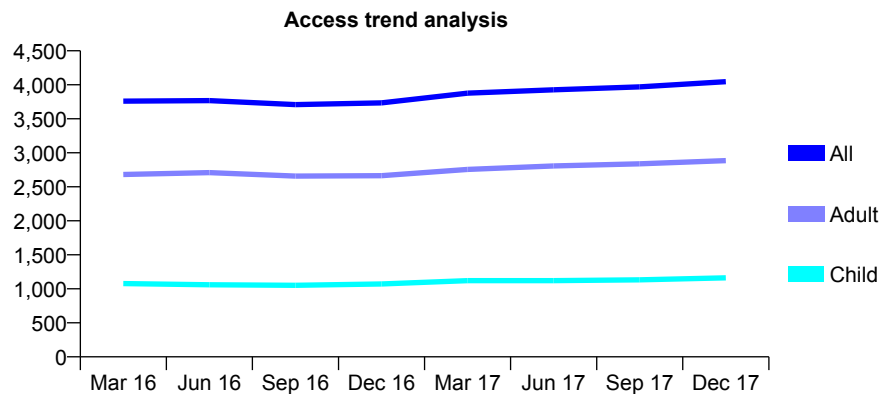
## Q46 - Vital Signs At a Glance Contract Report for 859273/0001 - December 2017

Name or company name	MR R JOYE
Contract type name	GDS Contract
Purpose of contract	General
Contract start date	11/12/2012
Contract end date	

17/18 Contracted general activity (UDA)	11,795
Carry forward general activity (UDA)	0
17/18 Contracted orthodontic activity (UOA)	0
Carry forward orthodontic activity (UOA)	0
Baseline contract value	£334,569.24

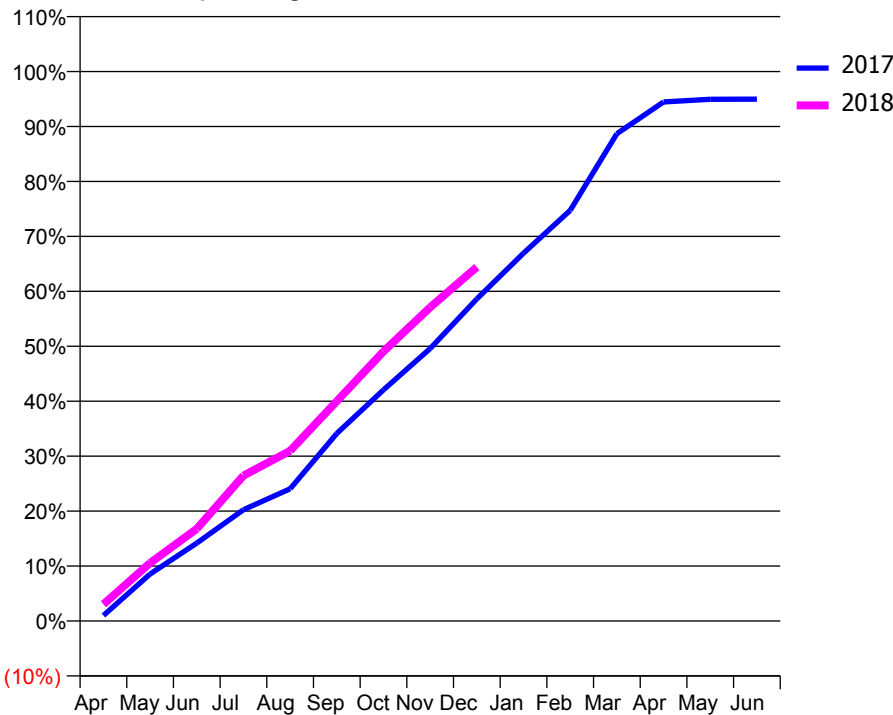
### ACCESS\*

Patients seen in 24 months	Total	Change since previous quarter
Quarter ending December 2016	3,735	
Quarter ending March 2017	3,877	↑
Quarter ending June 2017	3,926	→
Quarter ending September 2017	3,970	→
Quarter ending December 2017	4,047	→
<b>Variance since December 2016</b>	<b>8.4%</b>	<b>↑</b>



### ACTIVITY

Cumulative percentage of contracted UDA delivered 2017 & 2018



Month	Adjusted Scheduled Activity (UDA)	
	2017	2018
April	119	359
May	1,009	1,248
June	1,673	1,979
July	2,388	3,120
August	2,838	3,654
September	4,027	4,719
October	4,963	5,787
November	5,848	6,734
December	6,913	7,597
January	7,896	
February	8,815	
March	10,461	
April	11,141	
May	11,198	
June	11,202	

### QUALITY

	Quantity	Base Number	Contract	AT	Region	England
% of FP17s for the same patient ID Re-attending within 3 months - Children	100	1,363	7.3%	12.4%	12.9%	12.0%
% of FP17s for the same patient ID Re-attending within 3 months - Adults	437	3,036	14.4%	16.8%	16.5%	15.9%
% of FP17s for the same patient ID Re-attending between 3 & 9 months - Children	941	1,363	69.0%	57.3%	59.6%	58.0%
% of FP17s for the same patient ID Re-attending between 3 & 9 months - Adults	1,720	3,036	56.7%	50.6%	52.8%	50.5%
% of FP17s for Band 1 Urgent Courses	336	4,101	8.2%	10.2%	9.1%	9.0%
% of FP17s Relating to Free Repair or Replacements	38	4,101	0.9%	0.9%	1.0%	0.8%
% of FP17s Relating to Continuations	58	4,101	1.4%	1.0%	1.2%	1.1%
% of Patients satisfied with the dentistry they have received	1	1	N/A	91.8%	91.6%	91.5%
% of Patients satisfied with the time they had to wait for an appointment	1	1	N/A	88.2%	88.3%	87.9%

\* This is based on patients treated on this contract for their most recent course of treatment. Figures in italics indicate the base number of FP17s or Patient Questionnaire responses are less than 100. N/A is shown where the base number of responses is less than 10 during the period. % is calculated as Quantity/Base number\*100

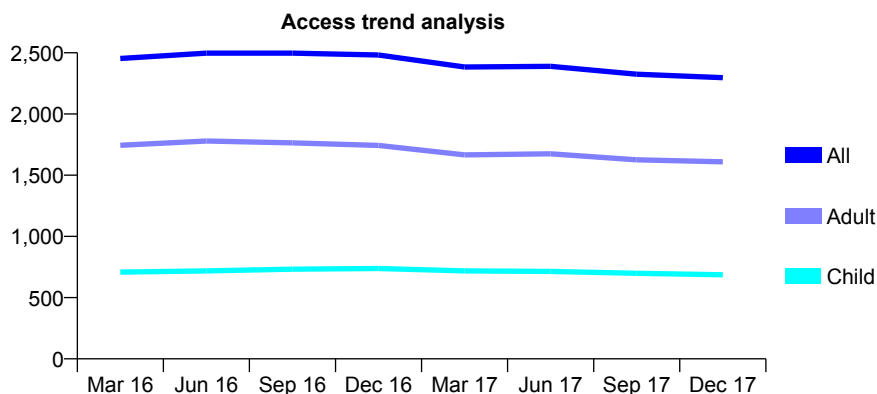
## Q46 - Vital Signs At a Glance Contract Report for 860441/0001 - December 2017

Name or company name	Deansgate Dental
Contract type name	GDS Contract
Purpose of contract	General
Contract start date	21/10/2011
Contract end date	

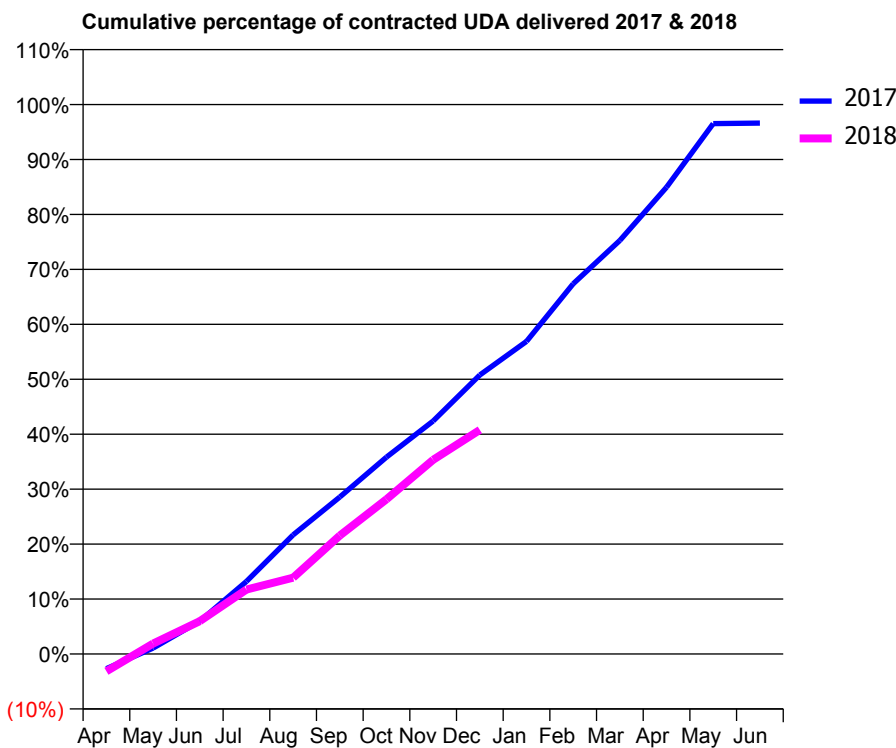
17/18 Contracted general activity (UDA)	9,756
Carry forward general activity (UDA)	330
17/18 Contracted orthodontic activity (UOA)	0
Carry forward orthodontic activity (UOA)	0
Baseline contract value	£280,215.20

### ACCESS\*

Patients seen in 24 months	Total	Change since previous quarter
Quarter ending December 2016	2,482	
Quarter ending March 2017	2,384	↓
Quarter ending June 2017	2,389	→
Quarter ending September 2017	2,325	↓
Quarter ending December 2017	2,297	↓
<b>Variance since December 2016</b>	<b>(7.5%)</b>	<b>↓</b>



### ACTIVITY



Month	Adjusted Scheduled Activity (UDA)	
	2017	2018
April	-262	-309
May	105	185
June	584	583
July	1,289	1,146
August	2,115	1,356
September	2,787	2,104
October	3,495	2,748
November	4,138	3,449
December	4,953	3,978
January	5,551	
February	6,572	
March	7,342	
April	8,287	
May	9,417	
June	9,426	

### QUALITY

	Quantity	Base Number	Contract	AT	Region	England
% of FP17s for the same patient ID Re-attending within 3 months - Children	67	607	11.0%	12.4%	12.9%	12.0%
% of FP17s for the same patient ID Re-attending within 3 months - Adults	263	1,540	17.1%	16.8%	16.5%	15.9%
% of FP17s for the same patient ID Re-attending between 3 & 9 months - Children	335	607	55.2%	57.3%	59.6%	58.0%
% of FP17s for the same patient ID Re-attending between 3 & 9 months - Adults	841	1,540	54.6%	50.6%	52.8%	50.5%
% of FP17s for Band 1 Urgent Courses	161	1,592	10.1%	10.2%	9.1%	9.0%
% of FP17s Relating to Free Repair or Replacements	24	1,592	1.5%	0.9%	1.0%	0.8%
% of FP17s Relating to Continuations	0	1,592	0.0%	1.0%	1.2%	1.1%
% of Patients satisfied with the dentistry they have received	1	1	N/A	91.8%	91.6%	91.5%
% of Patients satisfied with the time they had to wait for an appointment	1	1	N/A	88.2%	88.3%	87.9%

\* This is based on patients treated on this contract for their most recent course of treatment. Figures in italics indicate the base number of FP17s or Patient Questionnaire responses are less than 100. N/A is shown where the base number of responses is less than 10 during the period. % is calculated as Quantity/Base number\*100

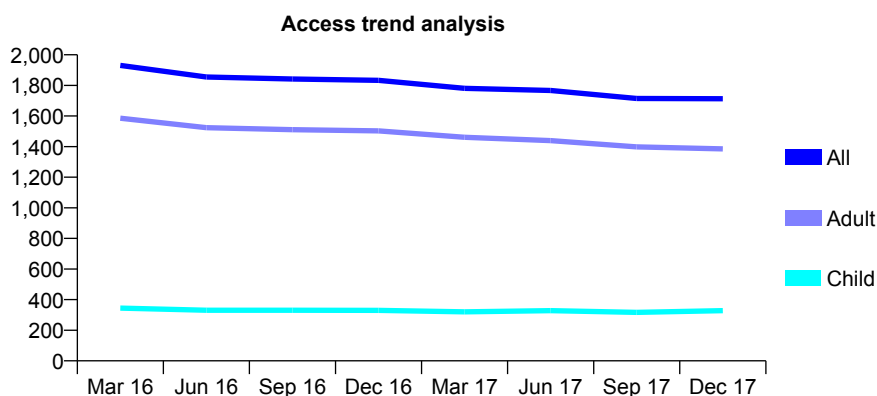
## Q46 - Vital Signs At a Glance Contract Report for 867128/0001 - December 2017

Name or company name	MRS A PATIL
Contract type name	GDS Contract
Purpose of contract	General
Contract start date	01/10/2013
Contract end date	

17/18 Contracted general activity (UDA)	6,207
Carry forward general activity (UDA)	-124
17/18 Contracted orthodontic activity (UOA)	0
Carry forward orthodontic activity (UOA)	0
Baseline contract value	£198,254.04

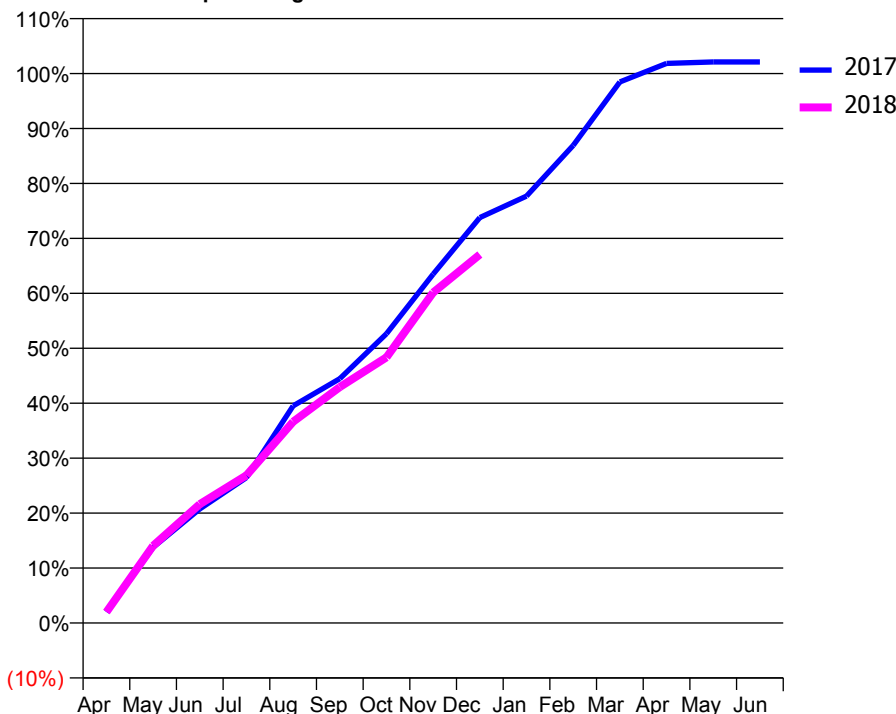
### ACCESS\*

Patients seen in 24 months	Total	Change since previous quarter
Quarter ending December 2016	1,833	
Quarter ending March 2017	1,781	↓
Quarter ending June 2017	1,767	→
Quarter ending September 2017	1,715	↓
Quarter ending December 2017	1,713	→
<b>Variance since December 2016</b>	<b>(6.5%)</b>	<b>↓</b>



### ACTIVITY

**Cumulative percentage of contracted UDA delivered 2017 & 2018**



Month	Adjusted Scheduled Activity (UDA)	
	2017	2018
April	124	124
May	855	872
June	1,288	1,343
July	1,643	1,668
August	2,453	2,274
September	2,760	2,666
October	3,268	3,001
November	3,940	3,733
December	4,580	4,163
January	4,822	
February	5,395	
March	6,112	
April	6,321	
May	6,337	
June	6,337	

### QUALITY

	Quantity	Base Number	Contract	AT	Region	England
% of FP17s for the same patient ID Re-attending within 3 months - Children	23	400	5.8%	12.4%	12.9%	12.0%
% of FP17s for the same patient ID Re-attending within 3 months - Adults	199	1,564	12.7%	16.8%	16.5%	15.9%
% of FP17s for the same patient ID Re-attending between 3 & 9 months - Children	289	400	72.3%	57.3%	59.6%	58.0%
% of FP17s for the same patient ID Re-attending between 3 & 9 months - Adults	978	1,564	62.5%	50.6%	52.8%	50.5%
% of FP17s for Band 1 Urgent Courses	149	1,867	8.0%	10.2%	9.1%	9.0%
% of FP17s Relating to Free Repair or Replacements	31	1,867	1.7%	0.9%	1.0%	0.8%
% of FP17s Relating to Continuations	8	1,867	0.4%	1.0%	1.2%	1.1%
% of Patients satisfied with the dentistry they have received	1	1	N/A	91.8%	91.6%	91.5%
% of Patients satisfied with the time they had to wait for an appointment	1	1	N/A	88.2%	88.3%	87.9%

\* This is based on patients treated on this contract for their most recent course of treatment. Figures in italics indicate the base number of FP17s or Patient Questionnaire responses are less than 100. N/A is shown where the base number of responses is less than 10 during the period. % is calculated as Quantity/Base number\*100

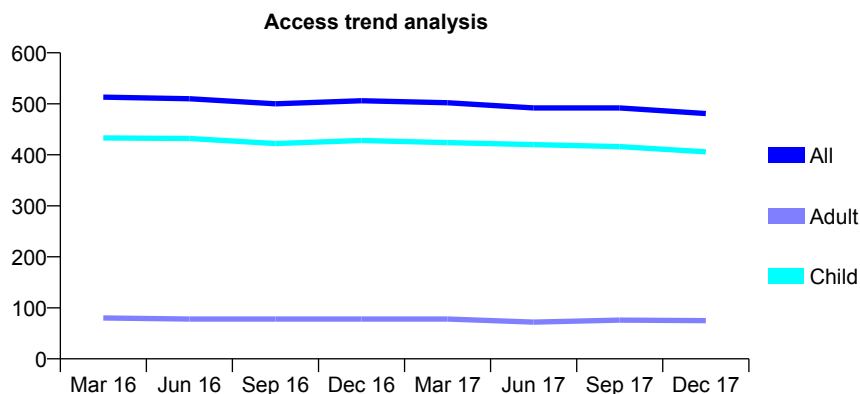
## Q46 - Vital Signs At a Glance Contract Report for 869651/0001 - December 2017

Name or company name	Dr N Shah
Contract type name	GDS Contract
Purpose of contract	General
Contract start date	01/04/2006
Contract end date	

17/18 Contracted general activity (UDA)	1,147
Carry forward general activity (UDA)	4
17/18 Contracted orthodontic activity (UOA)	0
Carry forward orthodontic activity (UOA)	0
Baseline contract value	£24,878.35

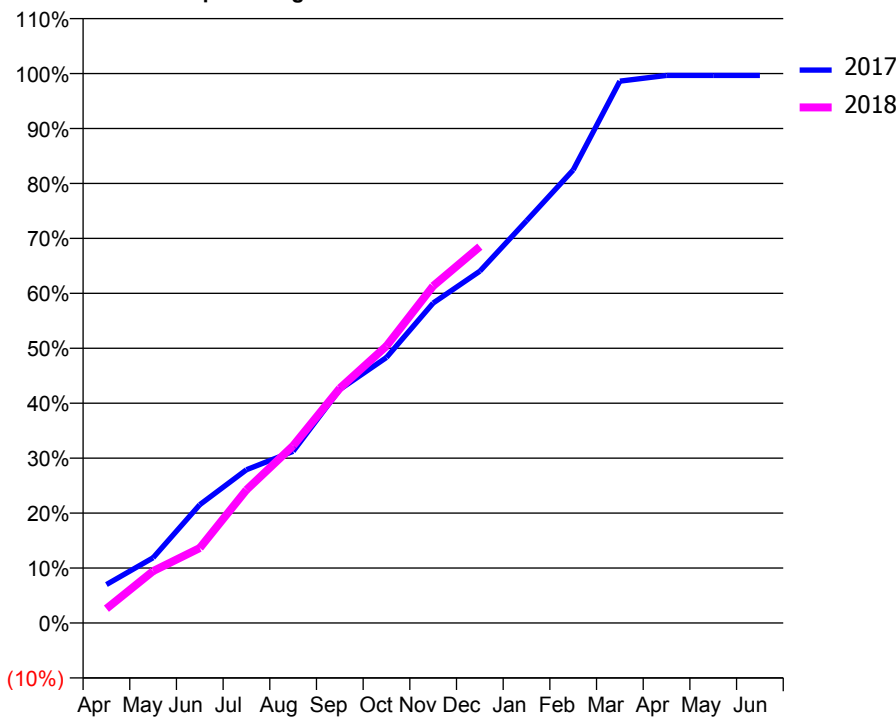
### ACCESS\*

Patients seen in 24 months	Total	Change since previous quarter
Quarter ending December 2016	506	
Quarter ending March 2017	502	→
Quarter ending June 2017	492	↓
Quarter ending September 2017	492	→
Quarter ending December 2017	481	↓
<b>Variance since December 2016</b>	<b>(4.9%)</b>	<b>↓</b>



### ACTIVITY

Cumulative percentage of contracted UDA delivered 2017 & 2018



Month	Adjusted Scheduled Activity (UDA)	
	2017	2018
April	80	30
May	136	108
June	247	157
July	320	278
August	358	370
September	487	490
October	554	578
November	668	703
December	734	786
January	840	
February	946	
March	1,131	
April	1,143	
May	1,143	
June	1,143	

### QUALITY

	Quantity	Base Number	Contract	AT	Region	England
% of FP17s for the same patient ID Re-attending within 3 months - Children	26	483	5.4%	12.4%	12.9%	12.0%
% of FP17s for the same patient ID Re-attending within 3 months - Adults	6	44	13.6%	16.8%	16.5%	15.9%
% of FP17s for the same patient ID Re-attending between 3 & 9 months - Children	332	483	68.7%	57.3%	59.6%	58.0%
% of FP17s for the same patient ID Re-attending between 3 & 9 months - Adults	22	44	50.0%	50.6%	52.8%	50.5%
% of FP17s for Band 1 Urgent Courses	8	513	1.6%	10.2%	9.1%	9.0%
% of FP17s Relating to Free Repair or Replacements	0	513	0.0%	0.9%	1.0%	0.8%
% of FP17s Relating to Continuations	0	513	0.0%	1.0%	1.2%	1.1%
% of Patients satisfied with the dentistry they have received	0	0	N/A	91.8%	91.6%	91.5%
% of Patients satisfied with the time they had to wait for an appointment	0	0	N/A	88.2%	88.3%	87.9%

\* This is based on patients treated on this contract for their most recent course of treatment. Figures in italics indicate the base number of FP17s or Patient Questionnaire responses are less than 100. N/A is shown where the base number of responses is less than 10 during the period. % is calculated as Quantity/Base number\*100



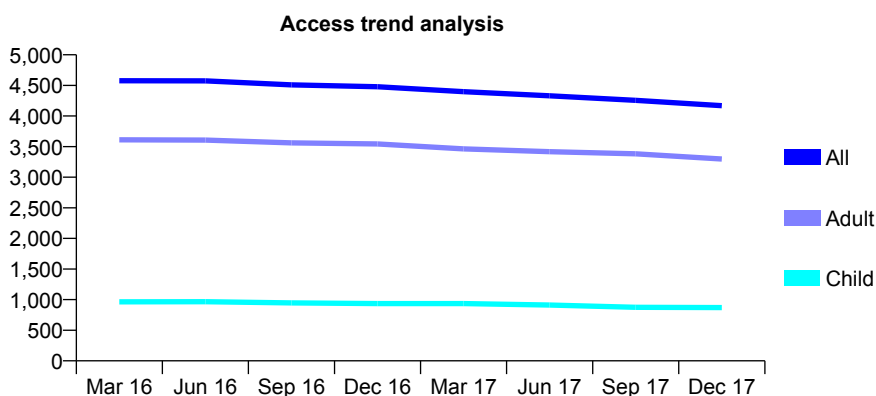
## Q46 - Vital Signs At a Glance Contract Report for 869813/0001 - December 2017

Name or company name	MR GJ FIELDING
Contract type name	GDS Contract
Purpose of contract	General
Contract start date	01/04/2006
Contract end date	

17/18 Contracted general activity (UDA)	9,002
Carry forward general activity (UDA)	361
17/18 Contracted orthodontic activity (UOA)	0
Carry forward orthodontic activity (UOA)	0
Baseline contract value	£226,556.96

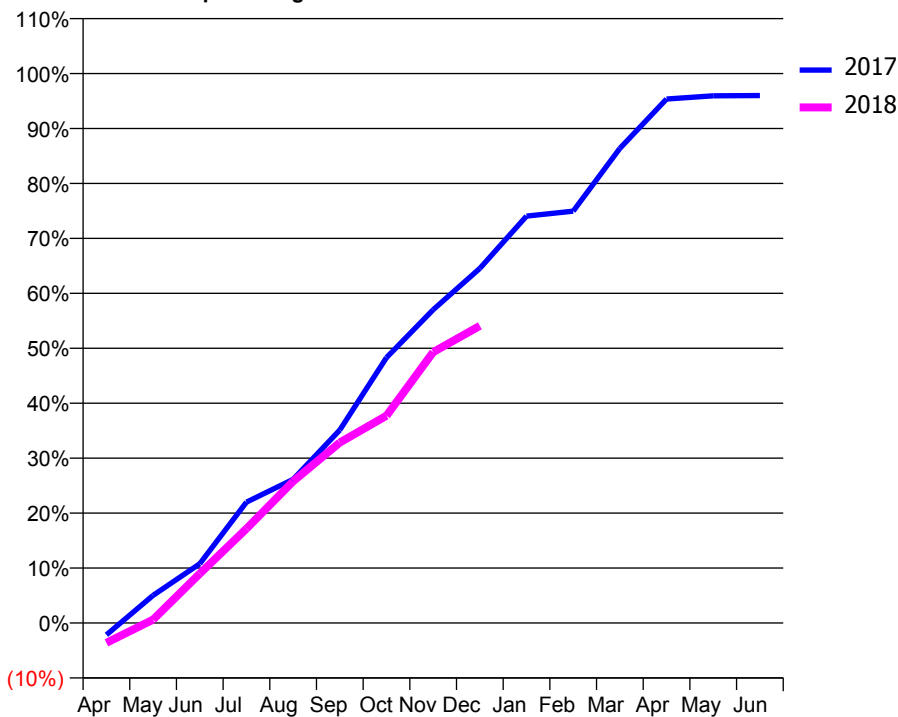
### ACCESS\*

Patients seen in 24 months	Total	Change since previous quarter
Quarter ending December 2016	4,479	
Quarter ending March 2017	4,398	↓
Quarter ending June 2017	4,330	↓
Quarter ending September 2017	4,257	↓
Quarter ending December 2017	4,168	↓
<b>Variance since December 2016</b>	<b>(6.9%)</b>	<b>↓</b>



### ACTIVITY

Cumulative percentage of contracted UDA delivered 2017 & 2018



Month	Adjusted Scheduled Activity (UDA)	
	2017	2018
April	-197	-326
May	452	56
June	970	809
July	1,979	1,545
August	2,355	2,321
September	3,163	2,956
October	4,349	3,395
November	5,132	4,437
December	5,810	4,869
January	6,666	
February	6,748	
March	7,775	
April	8,584	
May	8,637	
June	8,641	

### QUALITY

	Quantity	Base Number	Contract	AT	Region	England
% of FP17s for the same patient ID Re-attending within 3 months - Children	26	814	3.2%	12.4%	12.9%	12.0%
% of FP17s for the same patient ID Re-attending within 3 months - Adults	326	2,686	12.1%	16.8%	16.5%	15.9%
% of FP17s for the same patient ID Re-attending between 3 & 9 months - Children	464	814	57.0%	57.3%	59.6%	58.0%
% of FP17s for the same patient ID Re-attending between 3 & 9 months - Adults	1,056	2,686	39.3%	50.6%	52.8%	50.5%
% of FP17s for Band 1 Urgent Courses	348	3,057	11.4%	10.2%	9.1%	9.0%
% of FP17s Relating to Free Repair or Replacements	15	3,057	0.5%	0.9%	1.0%	0.8%
% of FP17s Relating to Continuations	17	3,057	0.6%	1.0%	1.2%	1.1%
% of Patients satisfied with the dentistry they have received	1	1	N/A	91.8%	91.6%	91.5%
% of Patients satisfied with the time they had to wait for an appointment	1	1	N/A	88.2%	88.3%	87.9%

\* This is based on patients treated on this contract for their most recent course of treatment. Figures in italics indicate the base number of FP17s or Patient Questionnaire responses are less than 100. N/A is shown where the base number of responses is less than 10 during the period. % is calculated as Quantity/Base number\*100

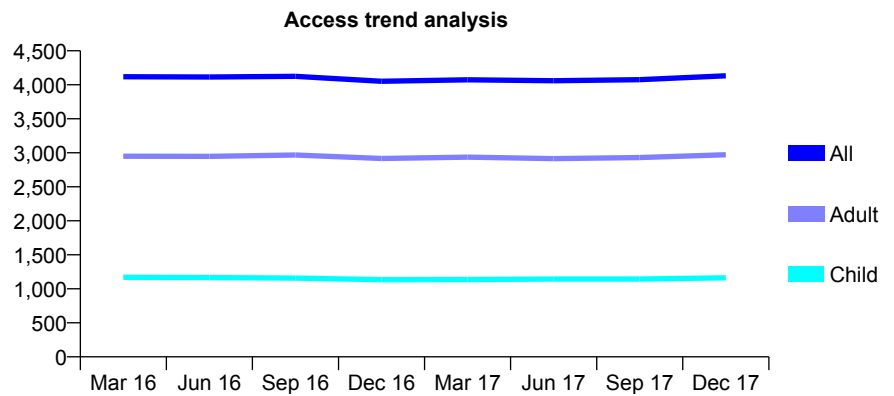
## Q46 - Vital Signs At a Glance Contract Report for 886483/0001 - December 2017

Name or company name	MR S HAFIZ
Contract type name	GDS Contract
Purpose of contract	General
Contract start date	01/04/2012
Contract end date	

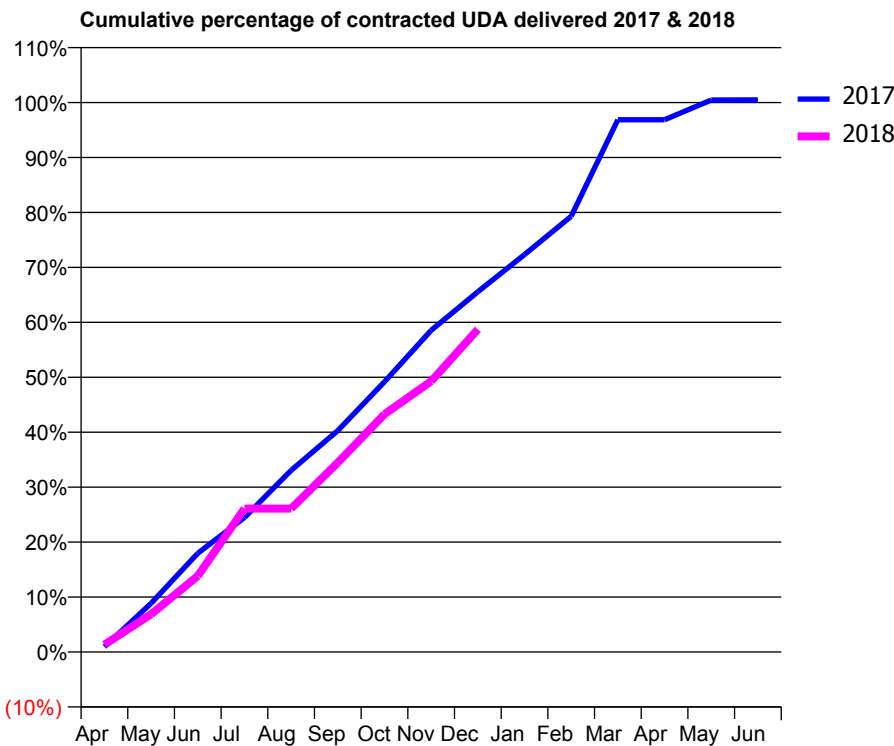
17/18 Contracted general activity (UDA)	11,970
Carry forward general activity (UDA)	-162
17/18 Contracted orthodontic activity (UOA)	0
Carry forward orthodontic activity (UOA)	0
Baseline contract value	£397,719.89

### ACCESS\*

Patients seen in 24 months	Total	Change since previous quarter
Quarter ending December 2016	4,051	
Quarter ending March 2017	4,073	→
Quarter ending June 2017	4,059	→
Quarter ending September 2017	4,075	→
Quarter ending December 2017	4,133	→
<b>Variance since December 2016</b>	<b>2.0%</b>	<b>↑</b>



### ACTIVITY



Month	Adjusted Scheduled Activity (UDA)	
	2017	2018
April	116	162
May	1,062	824
June	2,152	1,657
July	2,931	3,125
August	3,957	3,125
September	4,822	4,127
October	5,888	5,181
November	7,008	5,898
December	7,847	7,029
January	8,656	
February	9,490	
March	11,594	
April	11,594	
May	12,025	
June	12,028	

### QUALITY

	Quantity	Base Number	Contract	AT	Region	England
% of FP17s for the same patient ID Re-attending within 3 months - Children	61	1,009	6.0%	12.4%	12.9%	12.0%
% of FP17s for the same patient ID Re-attending within 3 months - Adults	164	2,363	6.9%	16.8%	16.5%	15.9%
% of FP17s for the same patient ID Re-attending between 3 & 9 months - Children	448	1,009	44.4%	57.3%	59.6%	58.0%
% of FP17s for the same patient ID Re-attending between 3 & 9 months - Adults	1,142	2,363	48.3%	50.6%	52.8%	50.5%
% of FP17s for Band 1 Urgent Courses	144	3,184	4.5%	10.2%	9.1%	9.0%
% of FP17s Relating to Free Repair or Replacements	1	3,184	0.0%	0.9%	1.0%	0.8%
% of FP17s Relating to Continuations	11	3,184	0.3%	1.0%	1.2%	1.1%
% of Patients satisfied with the dentistry they have received	3	4	N/A	91.8%	91.6%	91.5%
% of Patients satisfied with the time they had to wait for an appointment	3	4	N/A	88.2%	88.3%	87.9%

\* This is based on patients treated on this contract for their most recent course of treatment. Figures in italics indicate the base number of FP17s or Patient Questionnaire responses are less than 100. N/A is shown where the base number of responses is less than 10 during the period. % is calculated as Quantity/Base number\*100

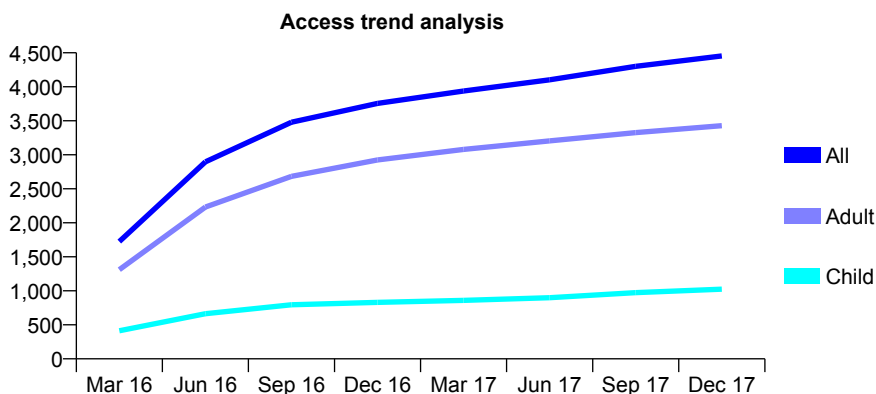
## Q46 - Vital Signs At a Glance Contract Report for 897515/0001 - December 2017

Name or company name	MR SW LAI
Contract type name	GDS Contract
Purpose of contract	General
Contract start date	01/12/2015
Contract end date	

17/18 Contracted general activity (UDA)	13,768
Carry forward general activity (UDA)	-234
17/18 Contracted orthodontic activity (UOA)	0
Carry forward orthodontic activity (UOA)	0
Baseline contract value	£345,139.27

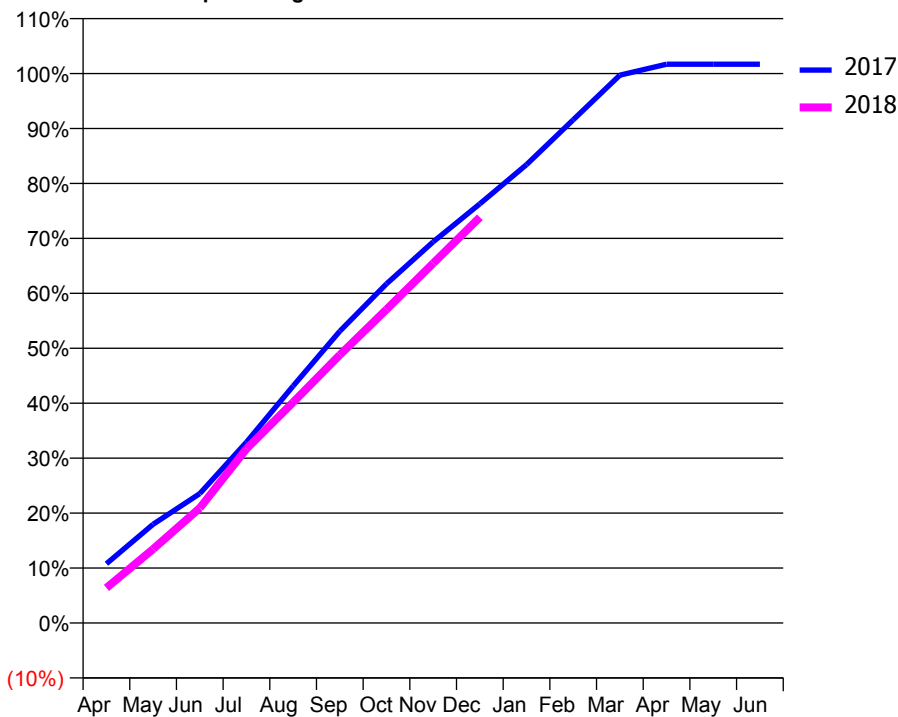
### ACCESS\*

Patients seen in 24 months	Total	Change since previous quarter
Quarter ending December 2016	3,755	
Quarter ending March 2017	3,939	↑
Quarter ending June 2017	4,103	↑
Quarter ending September 2017	4,300	↑
Quarter ending December 2017	4,454	↑
<b>Variance since December 2016</b>	<b>18.6%</b>	<b>↑</b>



### ACTIVITY

Cumulative percentage of contracted UDA delivered 2017 & 2018



Month	Adjusted Scheduled Activity (UDA)	
	2017	2018
April	1,484	879
May	2,473	1,853
June	3,242	2,880
July	4,533	4,366
August	5,937	5,530
September	7,312	6,718
October	8,498	7,855
November	9,551	9,014
December	10,502	10,165
January	11,487	
February	12,608	
March	13,727	
April	14,001	
May	14,002	
June	14,002	

### QUALITY

	Quantity	Base Number	Contract	AT	Region	England
% of FP17s for the same patient ID Re-attending within 3 months - Children	99	1,290	7.7%	12.4%	12.9%	12.0%
% of FP17s for the same patient ID Re-attending within 3 months - Adults	551	4,161	13.2%	16.8%	16.5%	15.9%
% of FP17s for the same patient ID Re-attending between 3 & 9 months - Children	762	1,290	59.1%	57.3%	59.6%	58.0%
% of FP17s for the same patient ID Re-attending between 3 & 9 months - Adults	2,564	4,161	61.6%	50.6%	52.8%	50.5%
% of FP17s for Band 1 Urgent Courses	219	5,295	4.1%	10.2%	9.1%	9.0%
% of FP17s Relating to Free Repair or Replacements	50	5,295	0.9%	0.9%	1.0%	0.8%
% of FP17s Relating to Continuations	31	5,295	0.6%	1.0%	1.2%	1.1%
% of Patients satisfied with the dentistry they have received	9	10	90.0%	91.8%	91.6%	91.5%
% of Patients satisfied with the time they had to wait for an appointment	8	10	80.0%	88.2%	88.3%	87.9%

\* This is based on patients treated on this contract for their most recent course of treatment. Figures in italics indicate the base number of FP17s or Patient Questionnaire responses are less than 100. N/A is shown where the base number of responses is less than 10 during the period. % is calculated as Quantity/Base number\*100

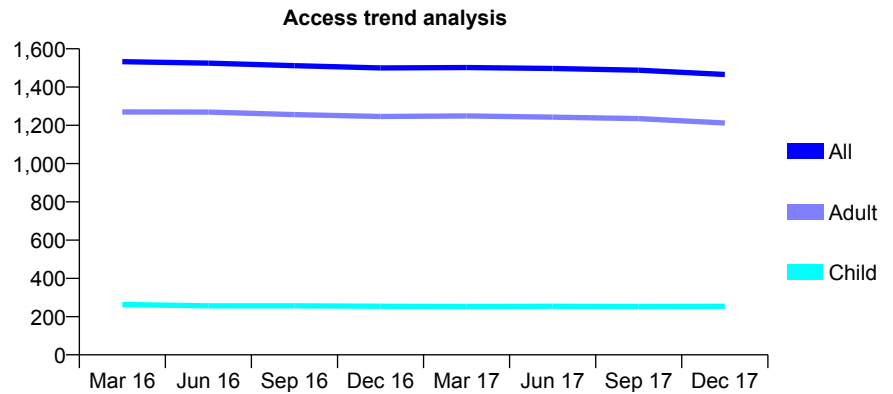
## Q46 - Vital Signs At a Glance Contract Report for 898457/0002 - December 2017

Name or company name	MR ND MCLEAN
Contract type name	GDS Contract
Purpose of contract	General
Contract start date	01/04/2006
Contract end date	

17/18 Contracted general activity (UDA)	5,215
Carry forward general activity (UDA)	103
17/18 Contracted orthodontic activity (UOA)	0
Carry forward orthodontic activity (UOA)	0
Baseline contract value	£128,945.83

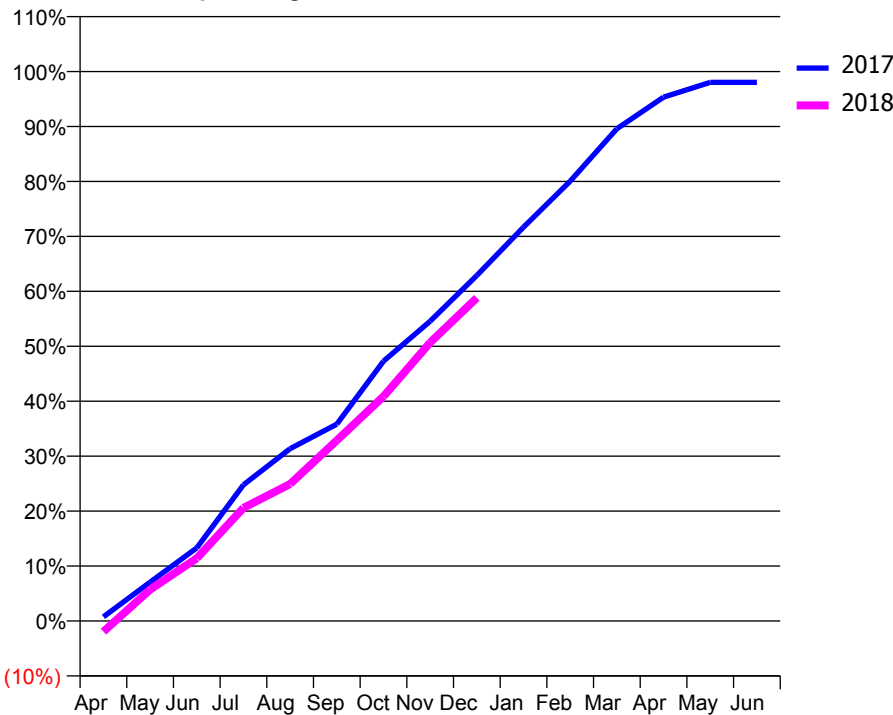
### ACCESS\*

Patients seen in 24 months	Total	Change since previous quarter
Quarter ending December 2016	1,500	
Quarter ending March 2017	1,502	→
Quarter ending June 2017	1,497	→
Quarter ending September 2017	1,488	→
Quarter ending December 2017	1,466	↓
<b>Variance since December 2016</b>	<b>(2.3%)</b>	<b>↓</b>



### ACTIVITY

Cumulative percentage of contracted UDA delivered 2017 & 2018



Month	Adjusted Scheduled Activity (UDA)	
	2017	2018
April	40	-102
May	369	298
June	694	595
July	1,292	1,074
August	1,636	1,300
September	1,869	1,714
October	2,466	2,132
November	2,846	2,644
December	3,280	3,067
January	3,738	
February	4,175	
March	4,672	
April	4,972	
May	5,112	
June	5,112	

### QUALITY

	Quantity	Base Number	Contract	AT	Region	England
% of FP17s for the same patient ID Re-attending within 3 months - Children	15	312	4.8%	12.4%	12.9%	12.0%
% of FP17s for the same patient ID Re-attending within 3 months - Adults	355	1,672	21.2%	16.8%	16.5%	15.9%
% of FP17s for the same patient ID Re-attending between 3 & 9 months - Children	223	312	71.5%	57.3%	59.6%	58.0%
% of FP17s for the same patient ID Re-attending between 3 & 9 months - Adults	1,052	1,672	62.9%	50.6%	52.8%	50.5%
% of FP17s for Band 1 Urgent Courses	276	1,780	15.5%	10.2%	9.1%	9.0%
% of FP17s Relating to Free Repair or Replacements	69	1,780	3.9%	0.9%	1.0%	0.8%
% of FP17s Relating to Continuations	25	1,780	1.4%	1.0%	1.2%	1.1%
% of Patients satisfied with the dentistry they have received	7	7	N/A	91.8%	91.6%	91.5%
% of Patients satisfied with the time they had to wait for an appointment	7	7	N/A	88.2%	88.3%	87.9%

\* This is based on patients treated on this contract for their most recent course of treatment. Figures in italics indicate the base number of FP17s or Patient Questionnaire responses are less than 100. N/A is shown where the base number of responses is less than 10 during the period. % is calculated as Quantity/Base number\*100

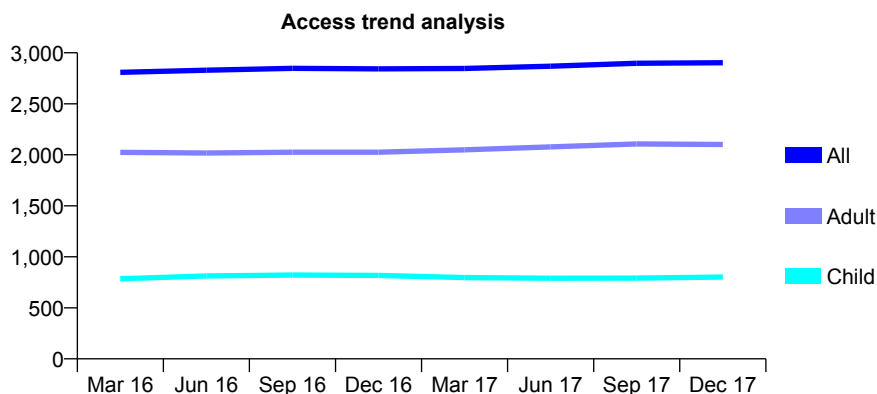
## Q46 - Vital Signs At a Glance Contract Report for 907359/0001 - December 2017

Name or company name	MR MP GEORGESON
Contract type name	GDS Contract
Purpose of contract	General and Orthodontic
Contract start date	01/04/2006
Contract end date	

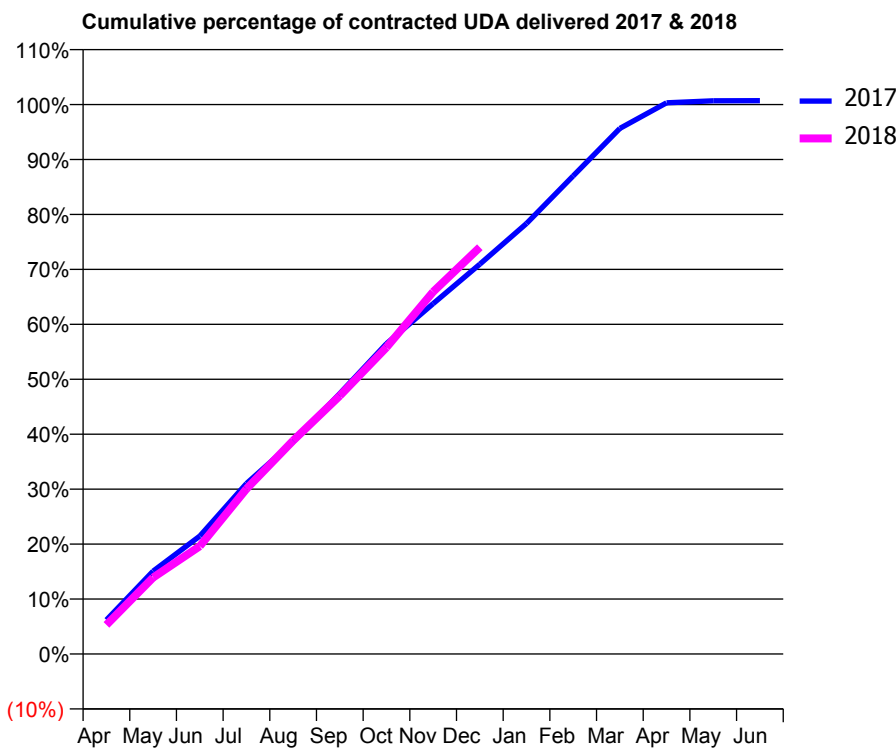
17/18 Contracted general activity (UDA)	8,950
Carry forward general activity (UDA)	-63
17/18 Contracted orthodontic activity (UOA)	1,361
Carry forward orthodontic activity (UOA)	-27
Baseline contract value	£297,817.57

### ACCESS\*

Patients seen in 24 months	Total	Change since previous quarter
Quarter ending December 2016	2,843	
Quarter ending March 2017	2,846	→
Quarter ending June 2017	2,868	→
Quarter ending September 2017	2,897	→
Quarter ending December 2017	2,903	→
<b>Variance since December 2016</b>	<b>2.1%</b>	<b>↑</b>



### ACTIVITY



Month	Adjusted Scheduled Activity (UDA)	
	2017	2018
April	554	475
May	1,351	1,245
June	1,920	1,756
July	2,777	2,690
August	3,456	3,476
September	4,244	4,206
October	5,055	4,993
November	5,706	5,900
December	6,349	6,626
January	7,012	
February	7,786	
March	8,561	
April	8,978	
May	9,010	
June	9,013	

### QUALITY

	Quantity	Base Number	Contract	AT	Region	England
% of FP17s for the same patient ID Re-attending within 3 months - Children	105	976	10.8%	12.4%	12.9%	12.0%
% of FP17s for the same patient ID Re-attending within 3 months - Adults	478	2,418	19.8%	16.8%	16.5%	15.9%
% of FP17s for the same patient ID Re-attending between 3 & 9 months - Children	482	976	49.4%	57.3%	59.6%	58.0%
% of FP17s for the same patient ID Re-attending between 3 & 9 months - Adults	1,243	2,418	51.4%	50.6%	52.8%	50.5%
% of FP17s for Band 1 Urgent Courses	315	3,109	10.1%	10.2%	9.1%	9.0%
% of FP17s Relating to Free Repair or Replacements	75	3,109	2.4%	0.9%	1.0%	0.8%
% of FP17s Relating to Continuations	16	3,109	0.5%	1.0%	1.2%	1.1%
% of Patients satisfied with the dentistry they have received	1	1	N/A	91.8%	91.6%	91.5%
% of Patients satisfied with the time they had to wait for an appointment	1	1	N/A	88.2%	88.3%	87.9%

\* This is based on patients treated on this contract for their most recent course of treatment. Figures in italics indicate the base number of FP17s or Patient Questionnaire responses are less than 100. N/A is shown where the base number of responses is less than 10 during the period. % is calculated as Quantity/Base number\*100

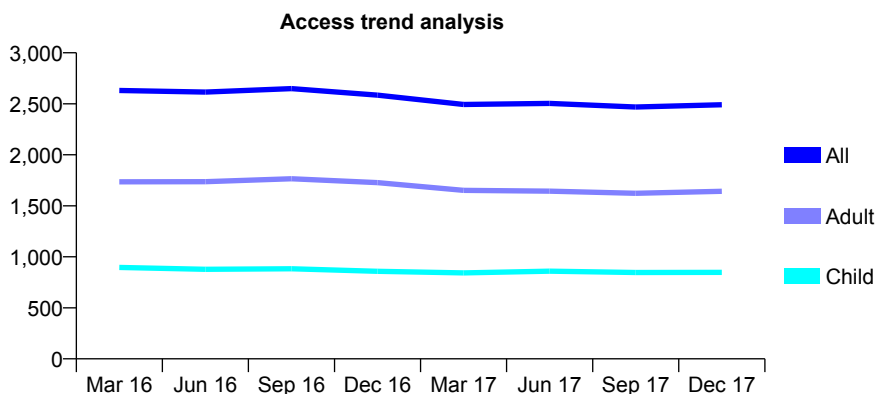
## Q46 - Vital Signs At a Glance Contract Report for 908673/0001 - December 2017

Name or company name	DR PV MCCRORY
Contract type name	GDS Contract
Purpose of contract	General
Contract start date	01/04/2006
Contract end date	

17/18 Contracted general activity (UDA)	7,000
Carry forward general activity (UDA)	-99
17/18 Contracted orthodontic activity (UOA)	0
Carry forward orthodontic activity (UOA)	0
Baseline contract value	£213,964.02

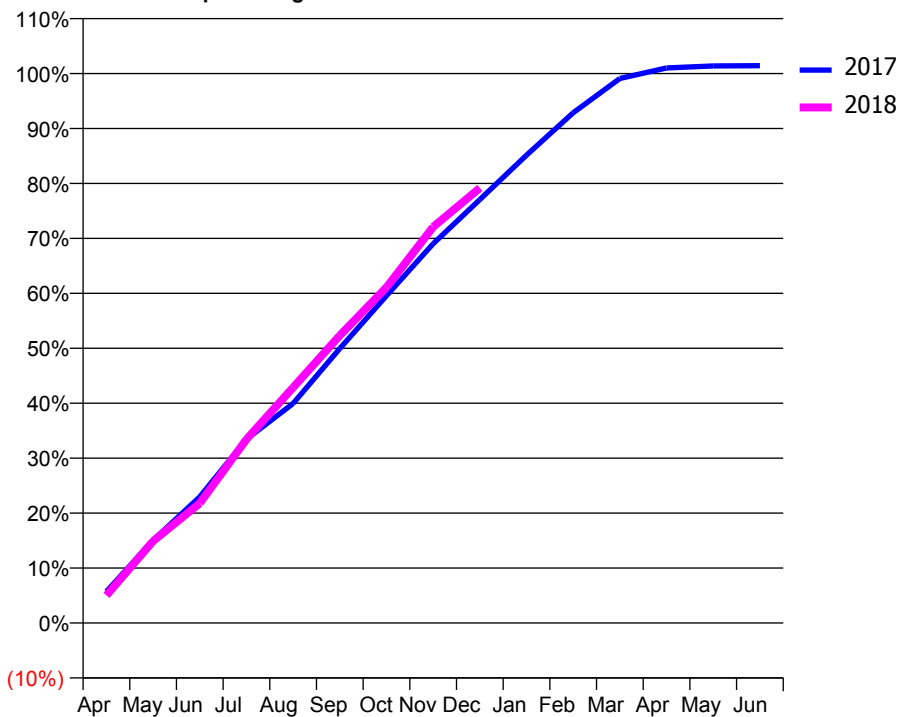
### ACCESS\*

Patients seen in 24 months	Total	Change since previous quarter
Quarter ending December 2016	2,585	
Quarter ending March 2017	2,493	↓
Quarter ending June 2017	2,504	→
Quarter ending September 2017	2,469	↓
Quarter ending December 2017	2,491	→
<b>Variance since December 2016</b>	<b>(3.6%)</b>	<b>↓</b>



### ACTIVITY

Cumulative percentage of contracted UDA delivered 2017 & 2018



Month	Adjusted Scheduled Activity (UDA)	
	2017	2018
April	401	352
May	1,055	1,045
June	1,608	1,527
July	2,342	2,340
August	2,797	3,001
September	3,497	3,663
October	4,170	4,277
November	4,831	5,045
December	5,394	5,542
January	5,961	
February	6,501	
March	6,936	
April	7,070	
May	7,096	
June	7,099	

### QUALITY

	Quantity	Base Number	Contract	AT	Region	England
% of FP17s for the same patient ID Re-attending within 3 months - Children	59	986	6.0%	12.4%	12.9%	12.0%
% of FP17s for the same patient ID Re-attending within 3 months - Adults	142	1,492	9.5%	16.8%	16.5%	15.9%
% of FP17s for the same patient ID Re-attending between 3 & 9 months - Children	594	986	60.2%	57.3%	59.6%	58.0%
% of FP17s for the same patient ID Re-attending between 3 & 9 months - Adults	697	1,492	46.7%	50.6%	52.8%	50.5%
% of FP17s for Band 1 Urgent Courses	258	2,412	10.7%	10.2%	9.1%	9.0%
% of FP17s Relating to Free Repair or Replacements	15	2,412	0.6%	0.9%	1.0%	0.8%
% of FP17s Relating to Continuations	5	2,412	0.2%	1.0%	1.2%	1.1%
% of Patients satisfied with the dentistry they have received	3	3	N/A	91.8%	91.6%	91.5%
% of Patients satisfied with the time they had to wait for an appointment	3	3	N/A	88.2%	88.3%	87.9%

\* This is based on patients treated on this contract for their most recent course of treatment. Figures in italics indicate the base number of FP17s or Patient Questionnaire responses are less than 100. N/A is shown where the base number of responses is less than 10 during the period. % is calculated as Quantity/Base number\*100

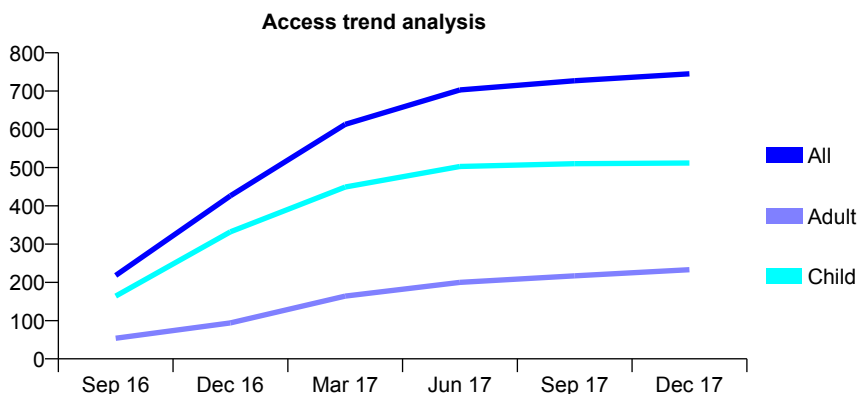
## Q46 - Vital Signs At a Glance Contract Report for 909580/0002 - December 2017

Name or company name	P&J Noble Dental Practice
Contract type name	GDS Contract
Purpose of contract	General and Orthodontic
Contract start date	01/04/2007
Contract end date	

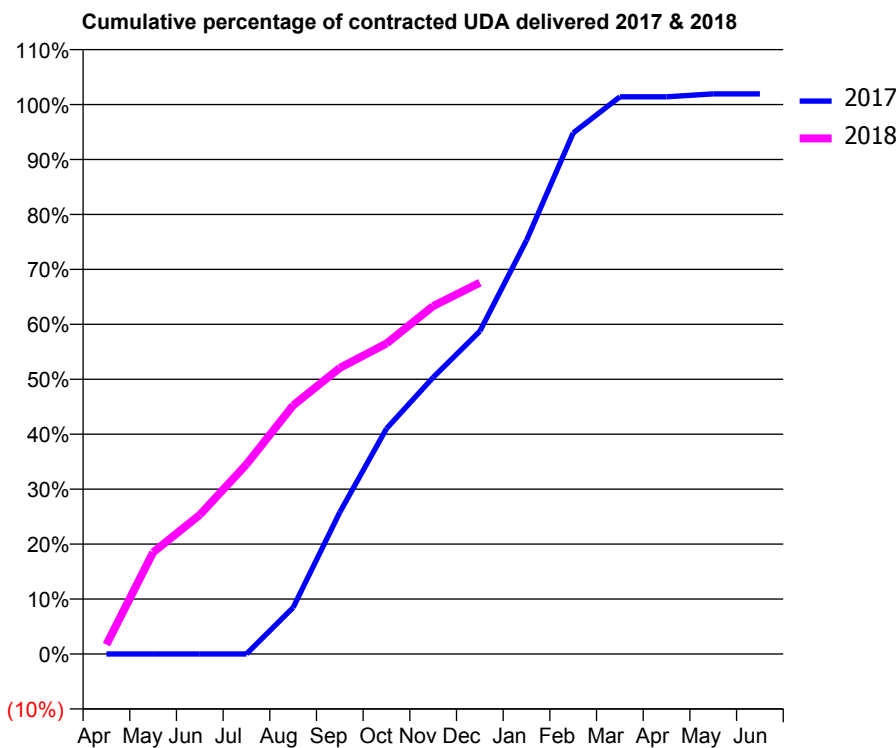
17/18 Contracted general activity (UDA)	1,706
Carry forward general activity (UDA)	0
17/18 Contracted orthodontic activity (UOA)	293
Carry forward orthodontic activity (UOA)	0
Baseline contract value	£66,407.32

### ACCESS\*

Patients seen in 24 months	Total	Change since previous quarter
Quarter ending December 2016	426	
Quarter ending March 2017	613	↑
Quarter ending June 2017	703	↑
Quarter ending September 2017	727	↑
Quarter ending December 2017	745	↑
<b>Variance since December 2016</b>	<b>74.9%</b>	<b>↑</b>



### ACTIVITY



Month	Adjusted Scheduled Activity (UDA)	
	2017	2018
April	0	29
May	0	316
June	0	432
July	0	589
August	96	772
September	294	888
October	468	964
November	574	1,080
December	670	1,153
January	859	
February	1,082	
March	1,157	
April	1,157	
May	1,163	
June	1,163	

### QUALITY

	Quantity	Base Number	Contract	AT	Region	England
% of FP17s for the same patient ID Re-attending within 3 months - Children	100	722	13.9%	12.4%	12.9%	12.0%
% of FP17s for the same patient ID Re-attending within 3 months - Adults	5	159	3.1%	16.8%	16.5%	15.9%
% of FP17s for the same patient ID Re-attending between 3 & 9 months - Children	490	722	67.9%	57.3%	59.6%	58.0%
% of FP17s for the same patient ID Re-attending between 3 & 9 months - Adults	94	159	59.1%	50.6%	52.8%	50.5%
% of FP17s for Band 1 Urgent Courses	28	868	3.2%	10.2%	9.1%	9.0%
% of FP17s Relating to Free Repair or Replacements	0	868	0.0%	0.9%	1.0%	0.8%
% of FP17s Relating to Continuations	0	868	0.0%	1.0%	1.2%	1.1%
% of Patients satisfied with the dentistry they have received	0	0	N/A	91.8%	91.6%	91.5%
% of Patients satisfied with the time they had to wait for an appointment	0	0	N/A	88.2%	88.3%	87.9%

\* This is based on patients treated on this contract for their most recent course of treatment. Figures in italics indicate the base number of FP17s or Patient Questionnaire responses are less than 100. N/A is shown where the base number of responses is less than 10 during the period. % is calculated as Quantity/Base number\*100

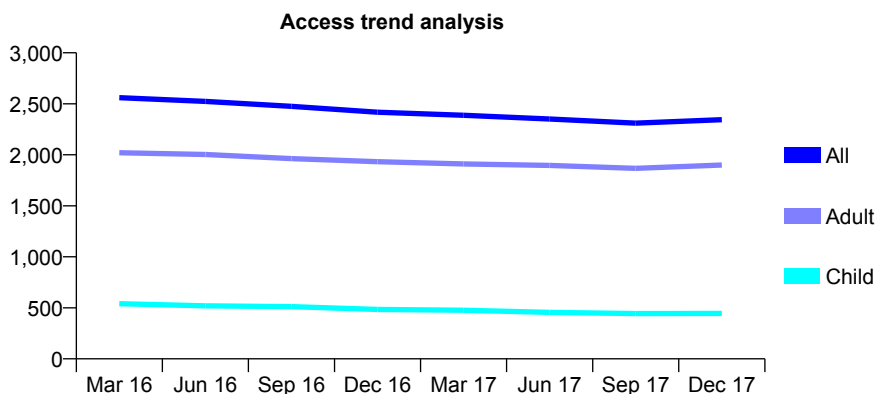
## Q46 - Vital Signs At a Glance Contract Report for 910104/0002 - December 2017

Name or company name	MR DJ GRIFFITHS
Contract type name	GDS Contract
Purpose of contract	General
Contract start date	02/01/2007
Contract end date	

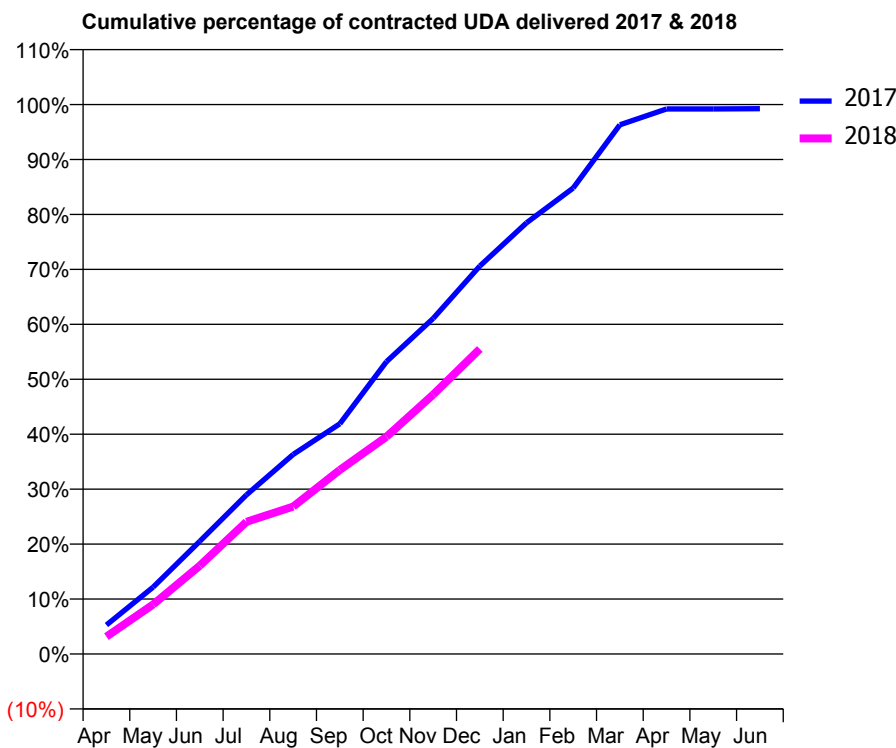
17/18 Contracted general activity (UDA)	8,178
Carry forward general activity (UDA)	63
17/18 Contracted orthodontic activity (UOA)	0
Carry forward orthodontic activity (UOA)	0
Baseline contract value	£178,886.03

### ACCESS\*

Patients seen in 24 months	Total	Change since previous quarter
Quarter ending December 2016	2,417	
Quarter ending March 2017	2,388	↓
Quarter ending June 2017	2,351	↓
Quarter ending September 2017	2,311	↓
Quarter ending December 2017	2,345	→
<b>Variance since December 2016</b>	<b>(3.0%)</b>	<b>↓</b>



### ACTIVITY



Month	Adjusted Scheduled Activity (UDA)	
	2017	2018
April	431	258
May	995	737
June	1,678	1,314
July	2,368	1,968
August	2,970	2,194
September	3,426	2,741
October	4,352	3,233
November	4,995	3,862
December	5,775	4,539
January	6,418	
February	6,936	
March	7,876	
April	8,111	
May	8,112	
June	8,115	

### QUALITY

	Quantity	Base Number	Contract	AT	Region	England
% of FP17s for the same patient ID Re-attending within 3 months - Children	42	517	8.1%	12.4%	12.9%	12.0%
% of FP17s for the same patient ID Re-attending within 3 months - Adults	258	1,988	13.0%	16.8%	16.5%	15.9%
% of FP17s for the same patient ID Re-attending between 3 & 9 months - Children	341	517	66.0%	57.3%	59.6%	58.0%
% of FP17s for the same patient ID Re-attending between 3 & 9 months - Adults	1,107	1,988	55.7%	50.6%	52.8%	50.5%
% of FP17s for Band 1 Urgent Courses	140	2,389	5.9%	10.2%	9.1%	9.0%
% of FP17s Relating to Free Repair or Replacements	85	2,389	3.6%	0.9%	1.0%	0.8%
% of FP17s Relating to Continuations	11	2,389	0.5%	1.0%	1.2%	1.1%
% of Patients satisfied with the dentistry they have received	4	4	N/A	91.8%	91.6%	91.5%
% of Patients satisfied with the time they had to wait for an appointment	3	4	N/A	88.2%	88.3%	87.9%

\* This is based on patients treated on this contract for their most recent course of treatment. Figures in italics indicate the base number of FP17s or Patient Questionnaire responses are less than 100. N/A is shown where the base number of responses is less than 10 during the period. % is calculated as Quantity/Base number\*100



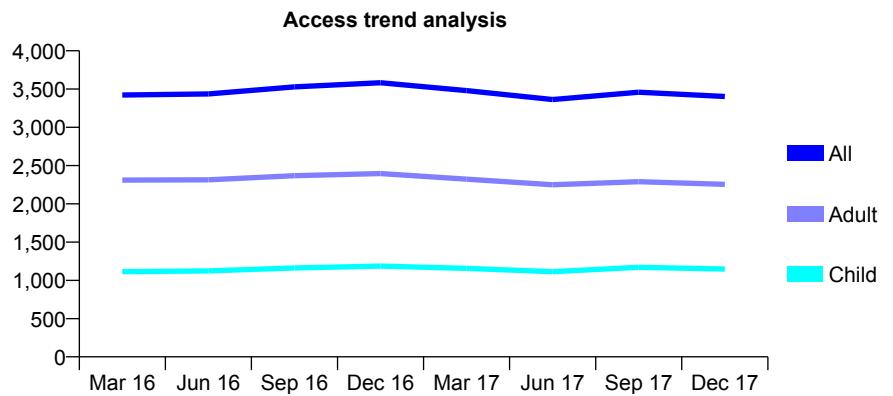
## Q46 - Vital Signs At a Glance Contract Report for 910864/0001 - December 2017

Name or company name	MR D END
Contract type name	GDS Contract
Purpose of contract	General and Orthodontic
Contract start date	01/04/2006
Contract end date	

17/18 Contracted general activity (UDA)	9,584
Carry forward general activity (UDA)	-195
17/18 Contracted orthodontic activity (UOA)	400
Carry forward orthodontic activity (UOA)	-8
Baseline contract value	£330,734.26

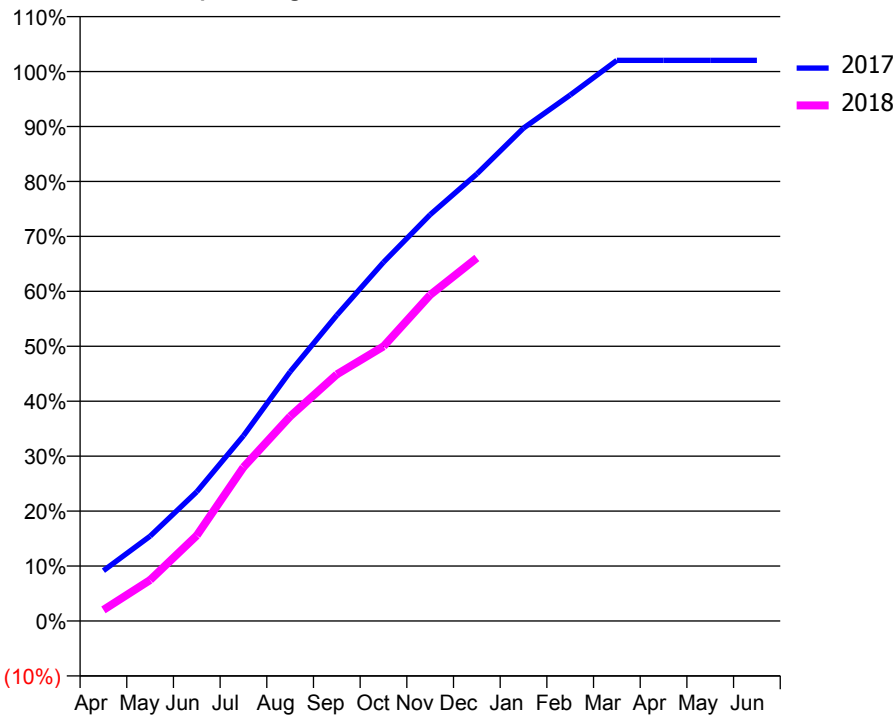
### ACCESS\*

Patients seen in 24 months	Total	Change since previous quarter
Quarter ending December 2016	3,582	
Quarter ending March 2017	3,480	↓
Quarter ending June 2017	3,363	↓
Quarter ending September 2017	3,459	↑
Quarter ending December 2017	3,403	↓
<b>Variance since December 2016</b>	<b>(5.0%)</b>	<b>↓</b>



### ACTIVITY

Cumulative percentage of contracted UDA delivered 2017 & 2018



Month	Adjusted Scheduled Activity (UDA)	
	2017	2018
April	878	195
May	1,480	715
June	2,254	1,492
July	3,231	2,682
August	4,347	3,569
September	5,334	4,302
October	6,257	4,789
November	7,087	5,687
December	7,796	6,332
January	8,597	
February	9,174	
March	9,779	
April	9,779	
May	9,779	
June	9,779	

### QUALITY

	Quantity	Base Number	Contract	AT	Region	England
% of FP17s for the same patient ID Re-attending within 3 months - Children	65	782	8.3%	12.4%	12.9%	12.0%
% of FP17s for the same patient ID Re-attending within 3 months - Adults	196	1,553	12.6%	16.8%	16.5%	15.9%
% of FP17s for the same patient ID Re-attending between 3 & 9 months - Children	197	782	25.2%	57.3%	59.6%	58.0%
% of FP17s for the same patient ID Re-attending between 3 & 9 months - Adults	435	1,553	28.0%	50.6%	52.8%	50.5%
% of FP17s for Band 1 Urgent Courses	0	2,307	0.0%	10.2%	9.1%	9.0%
% of FP17s Relating to Free Repair or Replacements	1	2,307	0.0%	0.9%	1.0%	0.8%
% of FP17s Relating to Continuations	14	2,307	0.6%	1.0%	1.2%	1.1%
% of Patients satisfied with the dentistry they have received	2	2	N/A	91.8%	91.6%	91.5%
% of Patients satisfied with the time they had to wait for an appointment	2	2	N/A	88.2%	88.3%	87.9%

\* This is based on patients treated on this contract for their most recent course of treatment. Figures in italics indicate the base number of FP17s or Patient Questionnaire responses are less than 100. N/A is shown where the base number of responses is less than 10 during the period. % is calculated as Quantity/Base number\*100

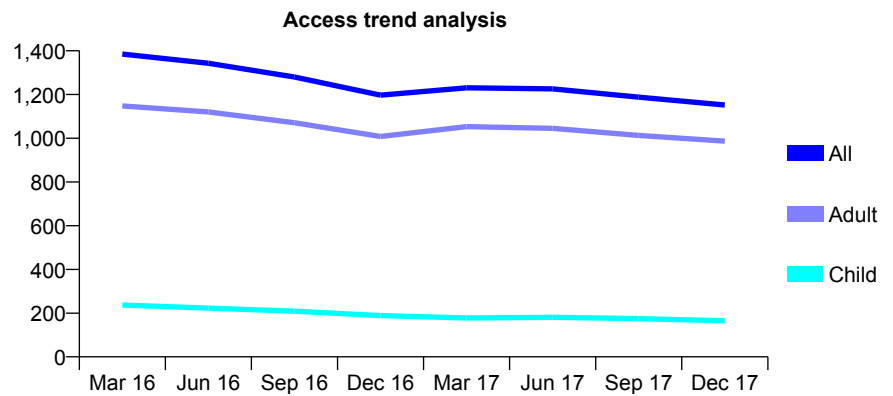
## Q46 - Vital Signs At a Glance Contract Report for 913995/0001 - December 2017

Name or company name	MR JJ KEAVNEY
Contract type name	GDS Contract
Purpose of contract	General
Contract start date	01/04/2006
Contract end date	

17/18 Contracted general activity (UDA)	7,018
Carry forward general activity (UDA)	0
17/18 Contracted orthodontic activity (UOA)	0
Carry forward orthodontic activity (UOA)	0
Baseline contract value	£231,545.02

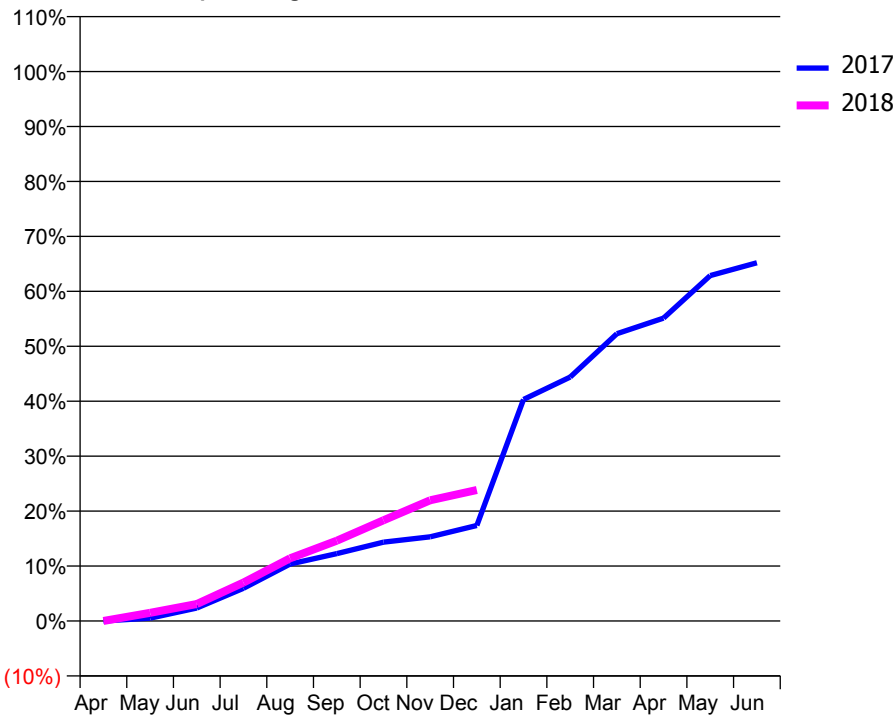
### ACCESS\*

Patients seen in 24 months	Total	Change since previous quarter
Quarter ending December 2016	1,197	
Quarter ending March 2017	1,231	↑
Quarter ending June 2017	1,226	→
Quarter ending September 2017	1,188	↓
Quarter ending December 2017	1,152	↓
<b>Variance since December 2016</b>	<b>(3.8%)</b>	<b>↓</b>



### ACTIVITY

Cumulative percentage of contracted UDA delivered 2017 & 2018



Month	Adjusted Scheduled Activity (UDA)	
	2017	2018
April	1	0
May	37	105
June	165	217
July	418	491
August	727	802
September	862	1,026
October	1,007	1,286
November	1,076	1,542
December	1,221	1,672
January	2,829	
February	3,116	
March	3,670	
April	3,869	
May	4,412	
June	4,575	

### QUALITY

	Quantity	Base Number	Contract	AT	Region	England
% of FP17s for the same patient ID Re-attending within 3 months - Children	12	150	8.0%	12.4%	12.9%	12.0%
% of FP17s for the same patient ID Re-attending within 3 months - Adults	179	849	21.1%	16.8%	16.5%	15.9%
% of FP17s for the same patient ID Re-attending between 3 & 9 months - Children	67	150	44.7%	57.3%	59.6%	58.0%
% of FP17s for the same patient ID Re-attending between 3 & 9 months - Adults	406	849	47.8%	50.6%	52.8%	50.5%
% of FP17s for Band 1 Urgent Courses	74	754	9.8%	10.2%	9.1%	9.0%
% of FP17s Relating to Free Repair or Replacements	16	754	2.1%	0.9%	1.0%	0.8%
% of FP17s Relating to Continuations	16	754	2.1%	1.0%	1.2%	1.1%
% of Patients satisfied with the dentistry they have received	0	0	N/A	91.8%	91.6%	91.5%
% of Patients satisfied with the time they had to wait for an appointment	0	0	N/A	88.2%	88.3%	87.9%

\* This is based on patients treated on this contract for their most recent course of treatment. Figures in italics indicate the base number of FP17s or Patient Questionnaire responses are less than 100. N/A is shown where the base number of responses is less than 10 during the period. % is calculated as Quantity/Base number\*100

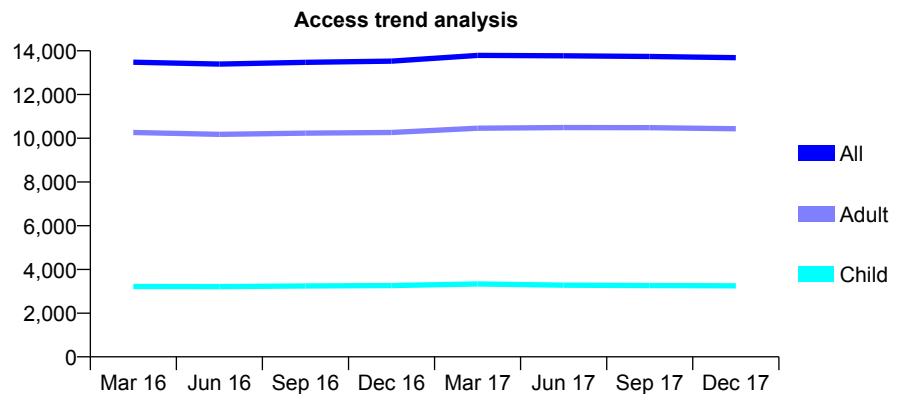
## Q46 - Vital Signs At a Glance Contract Report for 918059/0001 - December 2017

Name or company name	MR JP BECKER-LE CERF
Contract type name	GDS Contract
Purpose of contract	General
Contract start date	01/04/2006
Contract end date	

17/18 Contracted general activity (UDA)	39,600
Carry forward general activity (UDA)	979
17/18 Contracted orthodontic activity (UOA)	0
Carry forward orthodontic activity (UOA)	0
Baseline contract value	£1,172,558.77

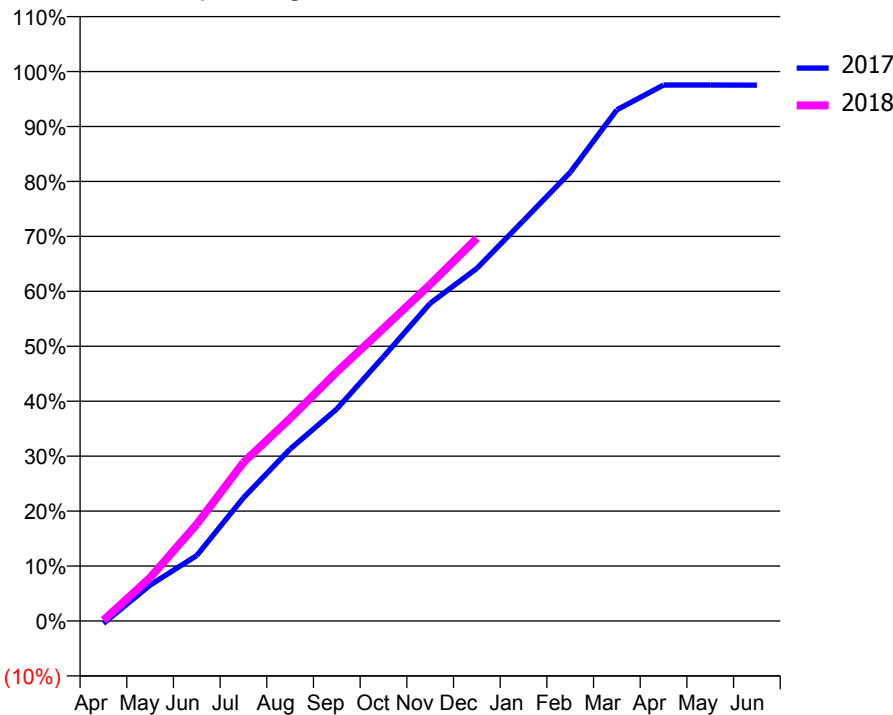
### ACCESS\*

Patients seen in 24 months	Total	Change since previous quarter
Quarter ending December 2016	13,529	
Quarter ending March 2017	13,787	→
Quarter ending June 2017	13,770	→
Quarter ending September 2017	13,739	→
Quarter ending December 2017	13,687	→
<b>Variance since December 2016</b>	<b>1.2%</b>	<b>→</b>



### ACTIVITY

Cumulative percentage of contracted UDA delivered 2017 & 2018



Month	Adjusted Scheduled Activity (UDA)	
	2017	2018
April	-186	58
May	2,586	3,128
June	4,726	6,984
July	8,887	11,428
August	12,389	14,603
September	15,288	17,958
October	19,053	21,089
November	22,898	24,264
December	25,414	27,584
January	28,865	
February	32,327	
March	36,841	
April	38,629	
May	38,630	
June	38,621	

### QUALITY

	Quantity	Base Number	Contract	AT	Region	England
% of FP17s for the same patient ID Re-attending within 3 months - Children	808	4,260	19.0%	12.4%	12.9%	12.0%
% of FP17s for the same patient ID Re-attending within 3 months - Adults	1,665	9,602	17.3%	16.8%	16.5%	15.9%
% of FP17s for the same patient ID Re-attending between 3 & 9 months - Children	2,258	4,260	53.0%	57.3%	59.6%	58.0%
% of FP17s for the same patient ID Re-attending between 3 & 9 months - Adults	4,111	9,602	42.8%	50.6%	52.8%	50.5%
% of FP17s for Band 1 Urgent Courses	1,173	13,097	9.0%	10.2%	9.1%	9.0%
% of FP17s Relating to Free Repair or Replacements	188	13,097	1.4%	0.9%	1.0%	0.8%
% of FP17s Relating to Continuations	391	13,097	3.0%	1.0%	1.2%	1.1%
% of Patients satisfied with the dentistry they have received	13	13	100.0%	91.8%	91.6%	91.5%
% of Patients satisfied with the time they had to wait for an appointment	12	13	92.3%	88.2%	88.3%	87.9%

\* This is based on patients treated on this contract for their most recent course of treatment. Figures in italics indicate the base number of FP17s or Patient Questionnaire responses are less than 100. N/A is shown where the base number of responses is less than 10 during the period. % is calculated as Quantity/Base number\*100

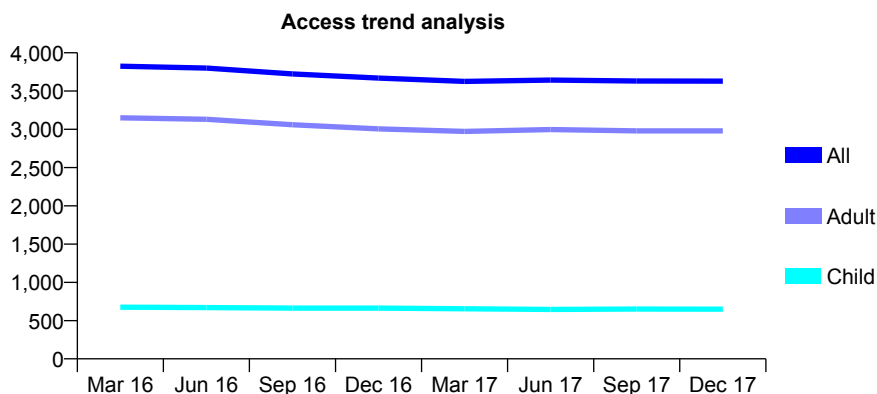
## Q46 - Vital Signs At a Glance Contract Report for 918113/0001 - December 2017

Name or company name	MR JA LEE
Contract type name	GDS Contract
Purpose of contract	General
Contract start date	01/04/2006
Contract end date	

17/18 Contracted general activity (UDA)	10,653
Carry forward general activity (UDA)	-213
17/18 Contracted orthodontic activity (UOA)	0
Carry forward orthodontic activity (UOA)	0
Baseline contract value	£331,326.44

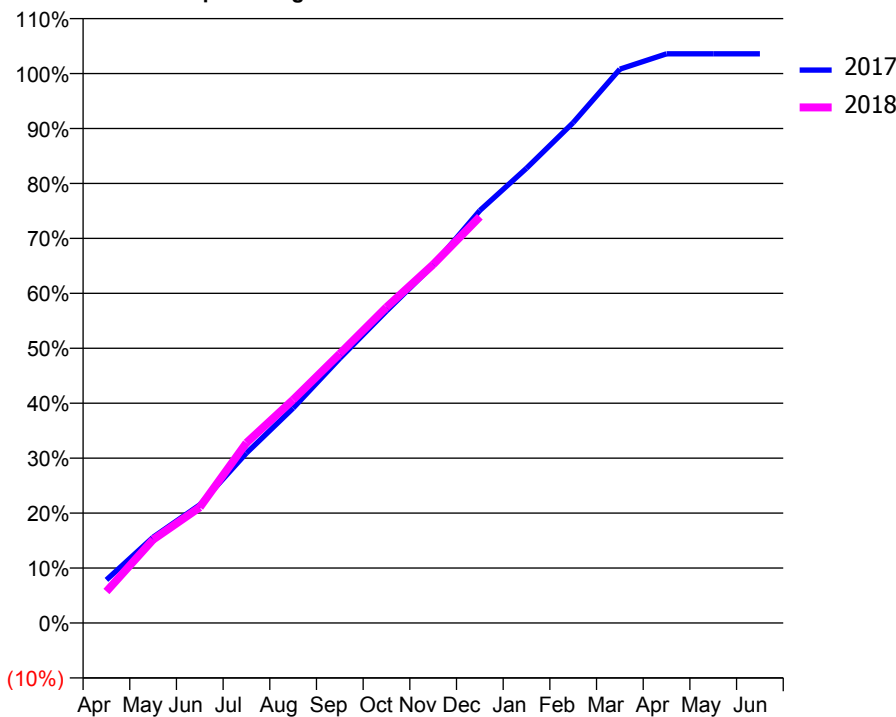
### ACCESS\*

Patients seen in 24 months	Total	Change since previous quarter
Quarter ending December 2016	3,669	
Quarter ending March 2017	3,627	↓
Quarter ending June 2017	3,643	→
Quarter ending September 2017	3,631	→
Quarter ending December 2017	3,629	→
<b>Variance since December 2016</b>	<b>(1.1%)</b>	<b>↓</b>



### ACTIVITY

Cumulative percentage of contracted UDA delivered 2017 & 2018



Month	Adjusted Scheduled Activity (UDA)	
	2017	2018
April	836	610
May	1,663	1,618
June	2,292	2,242
July	3,294	3,494
August	4,166	4,328
September	5,131	5,220
October	6,049	6,123
November	6,938	6,951
December	7,996	7,875
January	8,817	
February	9,700	
March	10,737	
April	11,034	
May	11,034	
June	11,034	

### QUALITY

	Quantity	Base Number	Contract	AT	Region	England
% of FP17s for the same patient ID Re-attending within 3 months - Children	111	871	12.7%	12.4%	12.9%	12.0%
% of FP17s for the same patient ID Re-attending within 3 months - Adults	619	3,137	19.7%	16.8%	16.5%	15.9%
% of FP17s for the same patient ID Re-attending between 3 & 9 months - Children	554	871	63.6%	57.3%	59.6%	58.0%
% of FP17s for the same patient ID Re-attending between 3 & 9 months - Adults	1,335	3,137	42.6%	50.6%	52.8%	50.5%
% of FP17s for Band 1 Urgent Courses	573	3,848	14.9%	10.2%	9.1%	9.0%
% of FP17s Relating to Free Repair or Replacements	112	3,848	2.9%	0.9%	1.0%	0.8%
% of FP17s Relating to Continuations	26	3,848	0.7%	1.0%	1.2%	1.1%
% of Patients satisfied with the dentistry they have received	4	6	N/A	91.8%	91.6%	91.5%
% of Patients satisfied with the time they had to wait for an appointment	4	6	N/A	88.2%	88.3%	87.9%

\* This is based on patients treated on this contract for their most recent course of treatment. Figures in italics indicate the base number of FP17s or Patient Questionnaire responses are less than 100. N/A is shown where the base number of responses is less than 10 during the period. % is calculated as Quantity/Base number\*100

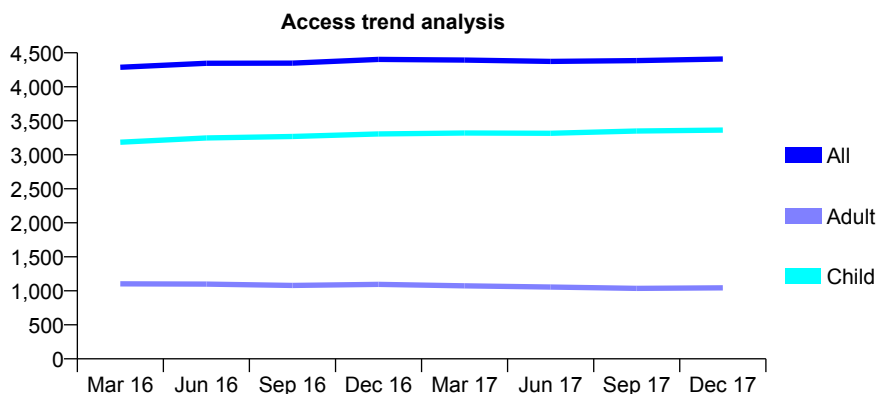
## Q46 - Vital Signs At a Glance Contract Report for 919160/0002 - December 2017

Name or company name	MR CH HEWITT
Contract type name	GDS Contract
Purpose of contract	General and Orthodontic
Contract start date	01/02/2011
Contract end date	

17/18 Contracted general activity (UDA)	14,632
Carry forward general activity (UDA)	0
17/18 Contracted orthodontic activity (UOA)	1,564
Carry forward orthodontic activity (UOA)	54
Baseline contract value	£467,616.97

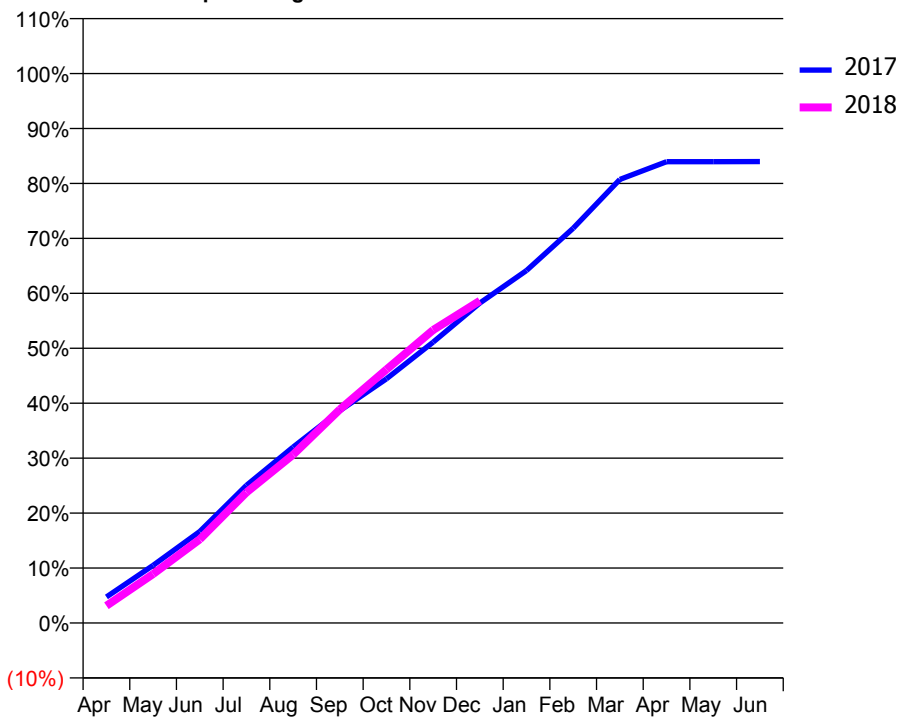
### ACCESS\*

Patients seen in 24 months	Total	Change since previous quarter
Quarter ending December 2016	4,402	
Quarter ending March 2017	4,394	→
Quarter ending June 2017	4,373	→
Quarter ending September 2017	4,386	→
Quarter ending December 2017	4,408	→
<b>Variance since December 2016</b>	<b>0.1%</b>	<b>→</b>



### ACTIVITY

Cumulative percentage of contracted UDA delivered 2017 & 2018



Month	Adjusted Scheduled Activity (UDA)	
	2017	2018
April	696	459
May	1,536	1,306
June	2,439	2,229
July	3,667	3,479
August	4,684	4,483
September	5,654	5,686
October	6,502	6,752
November	7,481	7,801
December	8,521	8,582
January	9,386	
February	10,513	
March	11,810	
April	12,284	
May	12,285	
June	12,287	

### QUALITY

	Quantity	Base Number	Contract	AT	Region	England
% of FP17s for the same patient ID Re-attending within 3 months - Children	718	4,517	15.9%	12.4%	12.9%	12.0%
% of FP17s for the same patient ID Re-attending within 3 months - Adults	209	899	23.2%	16.8%	16.5%	15.9%
% of FP17s for the same patient ID Re-attending between 3 & 9 months - Children	2,669	4,517	59.1%	57.3%	59.6%	58.0%
% of FP17s for the same patient ID Re-attending between 3 & 9 months - Adults	461	899	51.3%	50.6%	52.8%	50.5%
% of FP17s for Band 1 Urgent Courses	450	5,023	9.0%	10.2%	9.1%	9.0%
% of FP17s Relating to Free Repair or Replacements	0	5,023	0.0%	0.9%	1.0%	0.8%
% of FP17s Relating to Continuations	0	5,023	0.0%	1.0%	1.2%	1.1%
% of Patients satisfied with the dentistry they have received	1	1	N/A	91.8%	91.6%	91.5%
% of Patients satisfied with the time they had to wait for an appointment	1	1	N/A	88.2%	88.3%	87.9%

\* This is based on patients treated on this contract for their most recent course of treatment. Figures in italics indicate the base number of FP17s or Patient Questionnaire responses are less than 100. N/A is shown where the base number of responses is less than 10 during the period. % is calculated as Quantity/Base number\*100

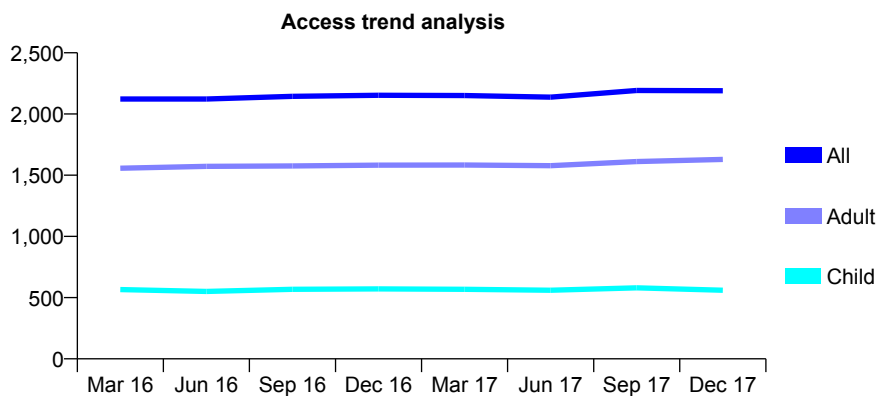
## Q46 - Vital Signs At a Glance Contract Report for 919926/0001 - December 2017

Name or company name	MR DP FLATTERY
Contract type name	GDS Contract
Purpose of contract	General
Contract start date	29/04/2010
Contract end date	

17/18 Contracted general activity (UDA)	5,922
Carry forward general activity (UDA)	-19
17/18 Contracted orthodontic activity (UOA)	0
Carry forward orthodontic activity (UOA)	0
Baseline contract value	£146,427.09

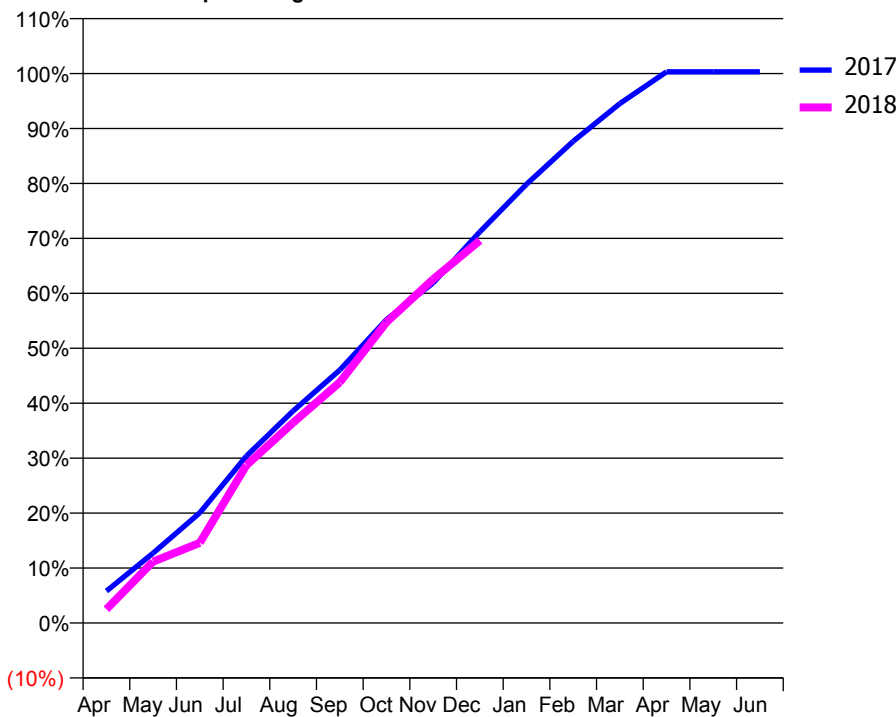
### ACCESS\*

Patients seen in 24 months	Total	Change since previous quarter
Quarter ending December 2016	2,153	
Quarter ending March 2017	2,151	→
Quarter ending June 2017	2,138	→
Quarter ending September 2017	2,192	↑
Quarter ending December 2017	2,190	→
<b>Variance since December 2016</b>	<b>1.7%</b>	<b>→</b>



### ACTIVITY

Cumulative percentage of contracted UDA delivered 2017 & 2018



Month	Adjusted Scheduled Activity (UDA)	
	2017	2018
April	344	149
May	753	662
June	1,188	864
July	1,799	1,701
August	2,285	2,159
September	2,727	2,594
October	3,270	3,242
November	3,665	3,706
December	4,215	4,123
January	4,729	
February	5,192	
March	5,598	
April	5,940	
May	5,940	
June	5,941	

### QUALITY

	Quantity	Base Number	Contract	AT	Region	England
% of FP17s for the same patient ID Re-attending within 3 months - Children	43	677	6.4%	12.4%	12.9%	12.0%
% of FP17s for the same patient ID Re-attending within 3 months - Adults	330	2,047	16.1%	16.8%	16.5%	15.9%
% of FP17s for the same patient ID Re-attending between 3 & 9 months - Children	436	677	64.4%	57.3%	59.6%	58.0%
% of FP17s for the same patient ID Re-attending between 3 & 9 months - Adults	1,241	2,047	60.6%	50.6%	52.8%	50.5%
% of FP17s for Band 1 Urgent Courses	129	2,504	5.2%	10.2%	9.1%	9.0%
% of FP17s Relating to Free Repair or Replacements	11	2,504	0.4%	0.9%	1.0%	0.8%
% of FP17s Relating to Continuations	86	2,504	3.4%	1.0%	1.2%	1.1%
% of Patients satisfied with the dentistry they have received	3	3	N/A	91.8%	91.6%	91.5%
% of Patients satisfied with the time they had to wait for an appointment	3	3	N/A	88.2%	88.3%	87.9%

\* This is based on patients treated on this contract for their most recent course of treatment. Figures in italics indicate the base number of FP17s or Patient Questionnaire responses are less than 100. N/A is shown where the base number of responses is less than 10 during the period. % is calculated as Quantity/Base number\*100

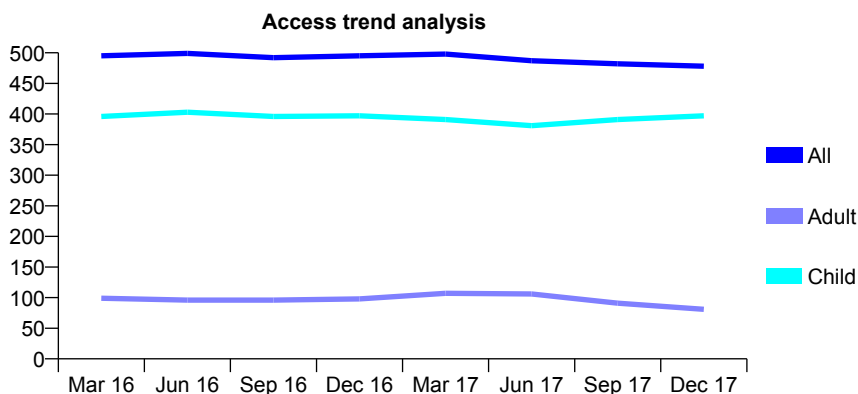
## Q46 - Vital Signs At a Glance Contract Report for 919942/0001 - December 2017

Name or company name	MR N NAEEM
Contract type name	GDS Contract
Purpose of contract	General
Contract start date	01/04/2006
Contract end date	

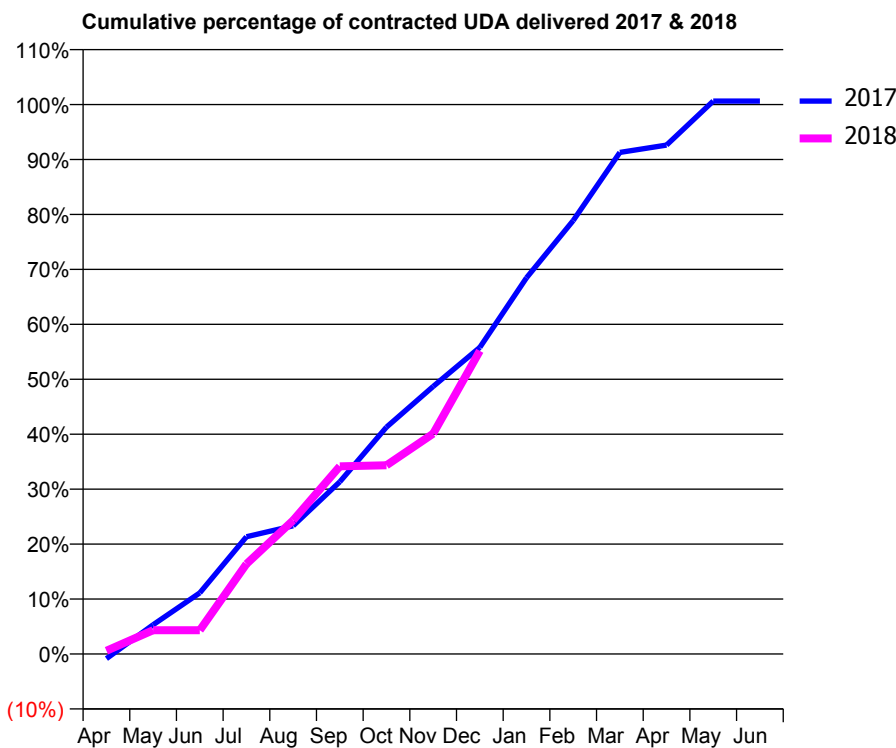
17/18 Contracted general activity (UDA)	1,500
Carry forward general activity (UDA)	-9
17/18 Contracted orthodontic activity (UOA)	0
Carry forward orthodontic activity (UOA)	0
Baseline contract value	£35,770.90

### ACCESS\*

Patients seen in 24 months	Total	Change since previous quarter
Quarter ending December 2016	495	
Quarter ending March 2017	498	→
Quarter ending June 2017	487	↓
Quarter ending September 2017	482	↓
Quarter ending December 2017	478	→
<b>Variance since December 2016</b>	<b>(3.4%)</b>	<b>↓</b>



### ACTIVITY



Month	Adjusted Scheduled Activity (UDA)	
	2017	2018
April	-13	9
May	80	65
June	167	65
July	320	246
August	350	365
September	470	512
October	619	515
November	730	601
December	837	827
January	1,027	
February	1,183	
March	1,369	
April	1,389	
May	1,509	
June	1,509	

### QUALITY

	Quantity	Base Number	Contract	AT	Region	England
% of FP17s for the same patient ID Re-attending within 3 months - Children	158	749	21.1%	12.4%	12.9%	12.0%
% of FP17s for the same patient ID Re-attending within 3 months - Adults	10	55	18.2%	16.8%	16.5%	15.9%
% of FP17s for the same patient ID Re-attending between 3 & 9 months - Children	500	749	66.8%	57.3%	59.6%	58.0%
% of FP17s for the same patient ID Re-attending between 3 & 9 months - Adults	33	55	60.0%	50.6%	52.8%	50.5%
% of FP17s for Band 1 Urgent Courses	2	687	0.3%	10.2%	9.1%	9.0%
% of FP17s Relating to Free Repair or Replacements	0	687	0.0%	0.9%	1.0%	0.8%
% of FP17s Relating to Continuations	0	687	0.0%	1.0%	1.2%	1.1%
% of Patients satisfied with the dentistry they have received	1	1	N/A	91.8%	91.6%	91.5%
% of Patients satisfied with the time they had to wait for an appointment	1	1	N/A	88.2%	88.3%	87.9%

\* This is based on patients treated on this contract for their most recent course of treatment. Figures in italics indicate the base number of FP17s or Patient Questionnaire responses are less than 100. N/A is shown where the base number of responses is less than 10 during the period. % is calculated as Quantity/Base number\*100

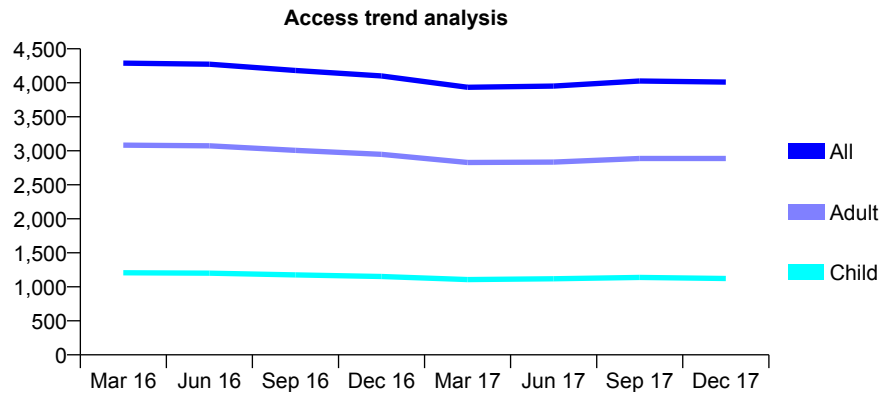
## Q46 - Vital Signs At a Glance Contract Report for 920037/0001 - December 2017

Name or company name	MR C EDWARDS
Contract type name	GDS Contract
Purpose of contract	General
Contract start date	01/04/2012
Contract end date	

17/18 Contracted general activity (UDA)	12,979
Carry forward general activity (UDA)	146
17/18 Contracted orthodontic activity (UOA)	0
Carry forward orthodontic activity (UOA)	0
Baseline contract value	£392,462.24

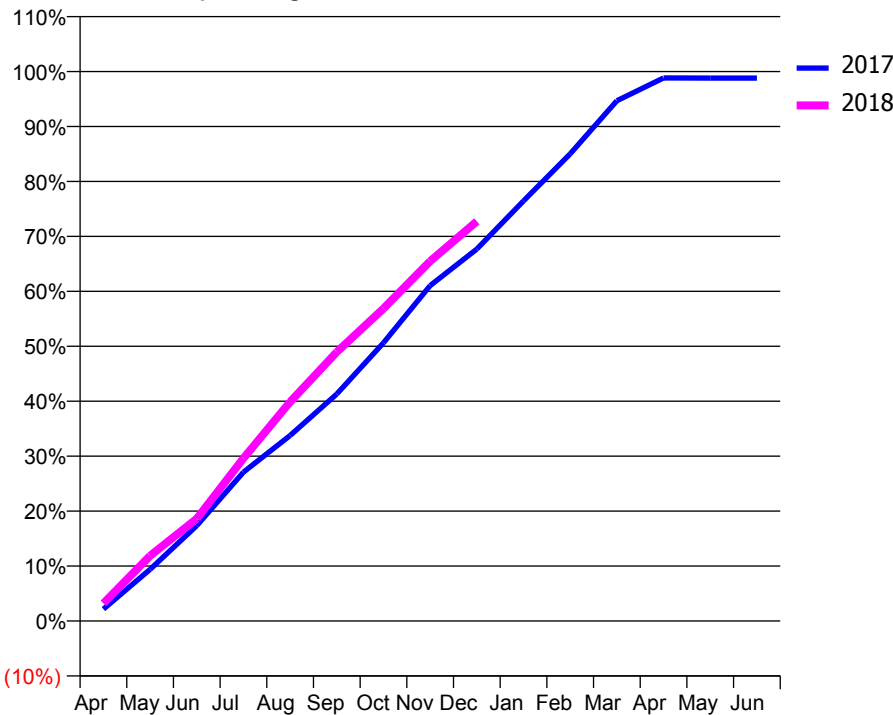
### ACCESS\*

Patients seen in 24 months	Total	Change since previous quarter
Quarter ending December 2016	4,101	
Quarter ending March 2017	3,935	↓
Quarter ending June 2017	3,952	→
Quarter ending September 2017	4,027	→
Quarter ending December 2017	4,010	→
<b>Variance since December 2016</b>	<b>(2.2%)</b>	<b>↓</b>



### ACTIVITY

Cumulative percentage of contracted UDA delivered 2017 & 2018



Month	Adjusted Scheduled Activity (UDA)	
	2017	2018
April	265	417
May	1,149	1,542
June	2,119	2,418
July	3,309	3,844
August	4,122	5,177
September	5,044	6,354
October	6,181	7,380
November	7,452	8,499
December	8,264	9,440
January	9,335	
February	10,380	
March	11,559	
April	12,064	
May	12,063	
June	12,063	

### QUALITY

	Quantity	Base Number	Contract	AT	Region	England
% of FP17s for the same patient ID Re-attending within 3 months - Children	122	1,403	8.7%	12.4%	12.9%	12.0%
% of FP17s for the same patient ID Re-attending within 3 months - Adults	564	3,312	17.0%	16.8%	16.5%	15.9%
% of FP17s for the same patient ID Re-attending between 3 & 9 months - Children	953	1,403	67.9%	57.3%	59.6%	58.0%
% of FP17s for the same patient ID Re-attending between 3 & 9 months - Adults	1,821	3,312	55.0%	50.6%	52.8%	50.5%
% of FP17s for Band 1 Urgent Courses	478	4,502	10.6%	10.2%	9.1%	9.0%
% of FP17s Relating to Free Repair or Replacements	24	4,502	0.5%	0.9%	1.0%	0.8%
% of FP17s Relating to Continuations	5	4,502	0.1%	1.0%	1.2%	1.1%
% of Patients satisfied with the dentistry they have received	2	2	N/A	91.8%	91.6%	91.5%
% of Patients satisfied with the time they had to wait for an appointment	2	2	N/A	88.2%	88.3%	87.9%

\* This is based on patients treated on this contract for their most recent course of treatment. Figures in italics indicate the base number of FP17s or Patient Questionnaire responses are less than 100. N/A is shown where the base number of responses is less than 10 during the period. % is calculated as Quantity/Base number\*100



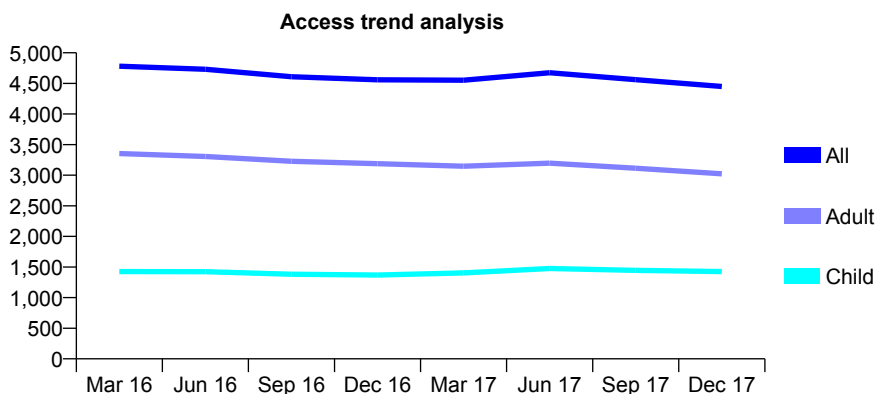
## Q46 - Vital Signs At a Glance Contract Report for 920932/0001 - December 2017

Name or company name	272 Dental Centre
Contract type name	GDS Contract
Purpose of contract	General
Contract start date	01/04/2006
Contract end date	

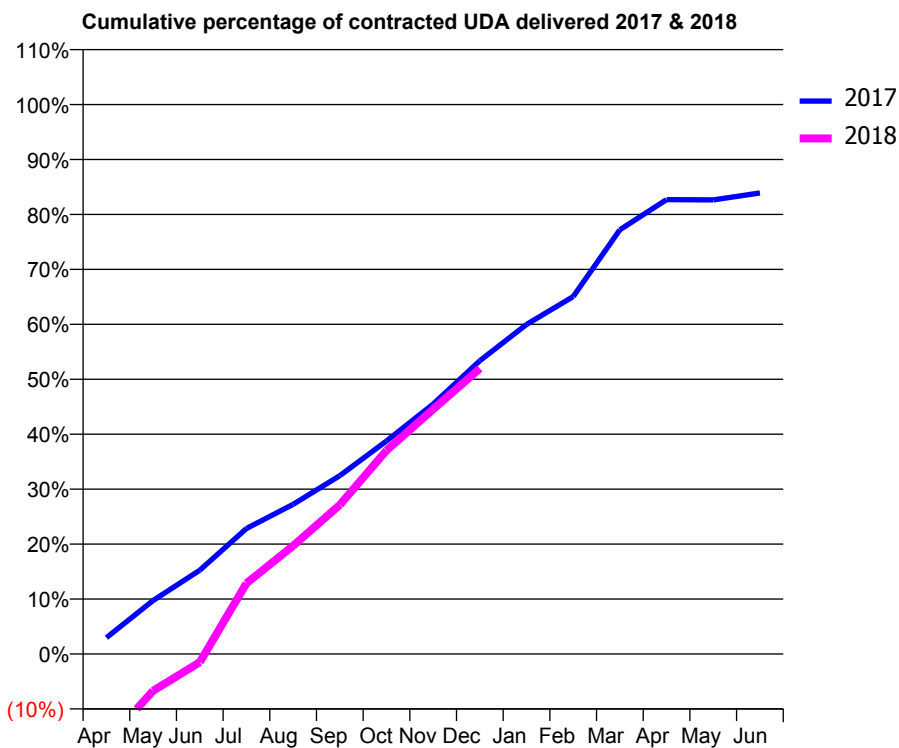
17/18 Contracted general activity (UDA)	16,128
Carry forward general activity (UDA)	2,598
17/18 Contracted orthodontic activity (UOA)	0
Carry forward orthodontic activity (UOA)	0
Baseline contract value	£392,855.34

### ACCESS\*

Patients seen in 24 months	Total	Change since previous quarter
Quarter ending December 2016	4,558	
Quarter ending March 2017	4,553	→
Quarter ending June 2017	4,675	↑
Quarter ending September 2017	4,561	↓
Quarter ending December 2017	4,449	↓
<b>Variance since December 2016</b>	<b>(2.4%)</b>	<b>↓</b>



### ACTIVITY



Adjusted Scheduled Activity (UDA)		
Month	2017	2018
April	480	-2,598
May	1,571	-1,082
June	2,460	-245
July	3,686	2,075
August	4,393	3,177
September	5,234	4,376
October	6,253	5,973
November	7,338	7,182
December	8,609	8,380
January	9,675	
February	10,490	
March	12,450	
April	13,335	
May	13,330	
June	13,530	

### QUALITY

	Quantity	Base Number	Contract	AT	Region	England
% of FP17s for the same patient ID Re-attending within 3 months - Children	77	1,463	5.3%	12.4%	12.9%	12.0%
% of FP17s for the same patient ID Re-attending within 3 months - Adults	309	2,830	10.9%	16.8%	16.5%	15.9%
% of FP17s for the same patient ID Re-attending between 3 & 9 months - Children	660	1,463	45.1%	57.3%	59.6%	58.0%
% of FP17s for the same patient ID Re-attending between 3 & 9 months - Adults	1,326	2,830	46.9%	50.6%	52.8%	50.5%
% of FP17s for Band 1 Urgent Courses	186	4,009	4.6%	10.2%	9.1%	9.0%
% of FP17s Relating to Free Repair or Replacements	40	4,009	1.0%	0.9%	1.0%	0.8%
% of FP17s Relating to Continuations	33	4,009	0.8%	1.0%	1.2%	1.1%
% of Patients satisfied with the dentistry they have received	3	3	N/A	91.8%	91.6%	91.5%
% of Patients satisfied with the time they had to wait for an appointment	3	3	N/A	88.2%	88.3%	87.9%

\* This is based on patients treated on this contract for their most recent course of treatment. Figures in italics indicate the base number of FP17s or Patient Questionnaire responses are less than 100. N/A is shown where the base number of responses is less than 10 during the period. % is calculated as Quantity/Base number\*100

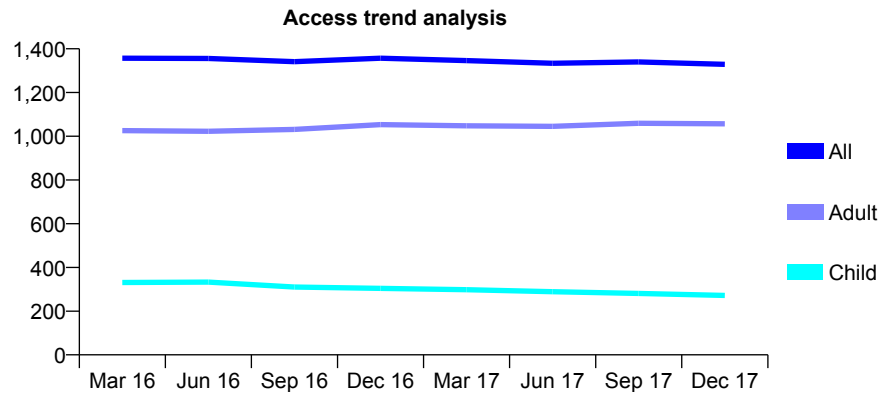
## Q46 - Vital Signs At a Glance Contract Report for 921203/0001 - December 2017

Name or company name	MRS KV DISS
Contract type name	GDS Contract
Purpose of contract	General
Contract start date	01/04/2006
Contract end date	

17/18 Contracted general activity (UDA)	3,718
Carry forward general activity (UDA)	-73
17/18 Contracted orthodontic activity (UOA)	0
Carry forward orthodontic activity (UOA)	0
Baseline contract value	£91,931.09

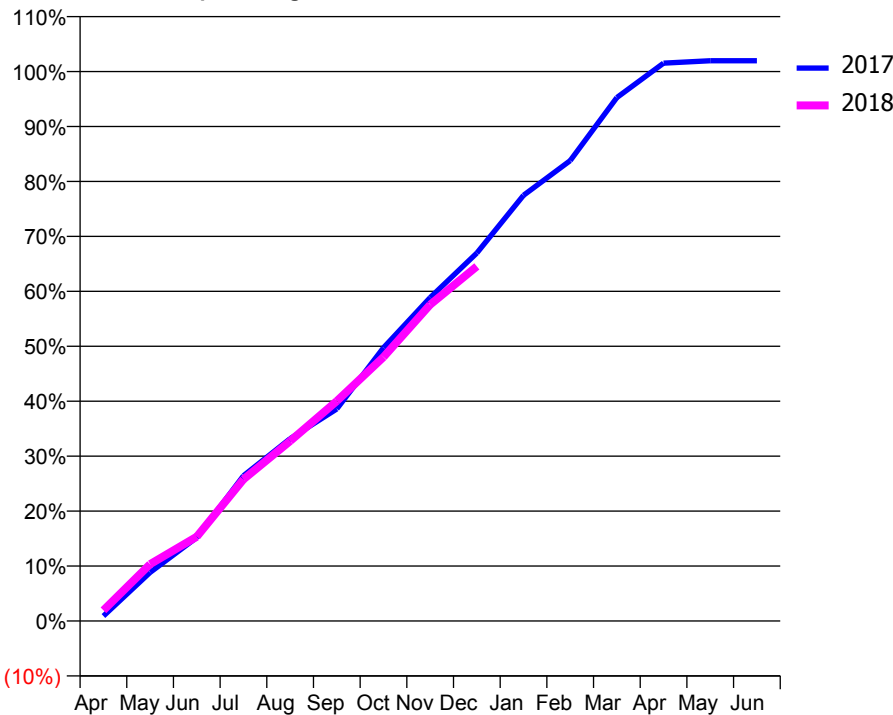
### ACCESS\*

Patients seen in 24 months	Total	Change since previous quarter
Quarter ending December 2016	1,357	
Quarter ending March 2017	1,346	→
Quarter ending June 2017	1,334	→
Quarter ending September 2017	1,340	→
Quarter ending December 2017	1,329	→
<b>Variance since December 2016</b>	<b>(2.1%)</b>	<b>↓</b>



### ACTIVITY

Cumulative percentage of contracted UDA delivered 2017 & 2018



Month	Adjusted Scheduled Activity (UDA)	
	2017	2018
April	33	73
May	329	385
June	565	571
July	983	958
August	1,233	1,218
September	1,435	1,488
October	1,849	1,786
November	2,188	2,141
December	2,490	2,399
January	2,881	
February	3,115	
March	3,541	
April	3,775	
May	3,791	
June	3,791	

### QUALITY

	Quantity	Base Number	Contract	AT	Region	England
% of FP17s for the same patient ID Re-attending within 3 months - Children	18	315	5.7%	12.4%	12.9%	12.0%
% of FP17s for the same patient ID Re-attending within 3 months - Adults	240	1,354	17.7%	16.8%	16.5%	15.9%
% of FP17s for the same patient ID Re-attending between 3 & 9 months - Children	231	315	73.3%	57.3%	59.6%	58.0%
% of FP17s for the same patient ID Re-attending between 3 & 9 months - Adults	832	1,354	61.4%	50.6%	52.8%	50.5%
% of FP17s for Band 1 Urgent Courses	153	1,532	10.0%	10.2%	9.1%	9.0%
% of FP17s Relating to Free Repair or Replacements	32	1,532	2.1%	0.9%	1.0%	0.8%
% of FP17s Relating to Continuations	8	1,532	0.5%	1.0%	1.2%	1.1%
% of Patients satisfied with the dentistry they have received	0	0	N/A	91.8%	91.6%	91.5%
% of Patients satisfied with the time they had to wait for an appointment	0	0	N/A	88.2%	88.3%	87.9%

\* This is based on patients treated on this contract for their most recent course of treatment. Figures in italics indicate the base number of FP17s or Patient Questionnaire responses are less than 100. N/A is shown where the base number of responses is less than 10 during the period. % is calculated as Quantity/Base number\*100

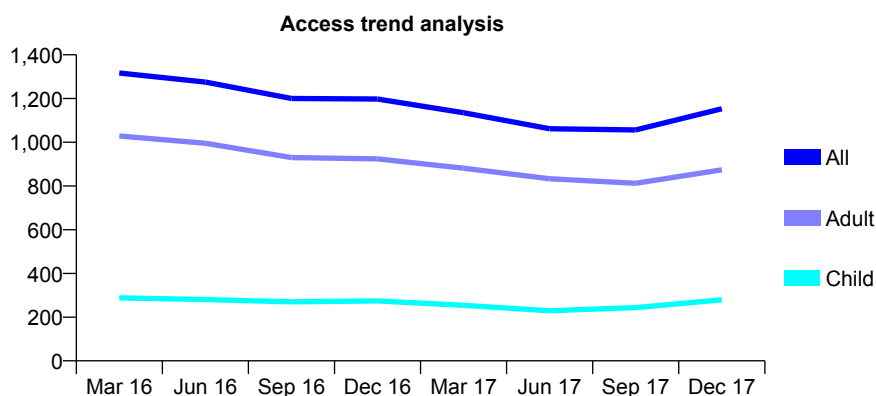
## Q46 - Vital Signs At a Glance Contract Report for 927066/0001 - December 2017

Name or company name	MR K SEDEHIZADEH
Contract type name	GDS Contract
Purpose of contract	General
Contract start date	01/04/2006
Contract end date	

17/18 Contracted general activity (UDA)	4,078
Carry forward general activity (UDA)	-42
17/18 Contracted orthodontic activity (UOA)	0
Carry forward orthodontic activity (UOA)	0
Baseline contract value	£129,349.74

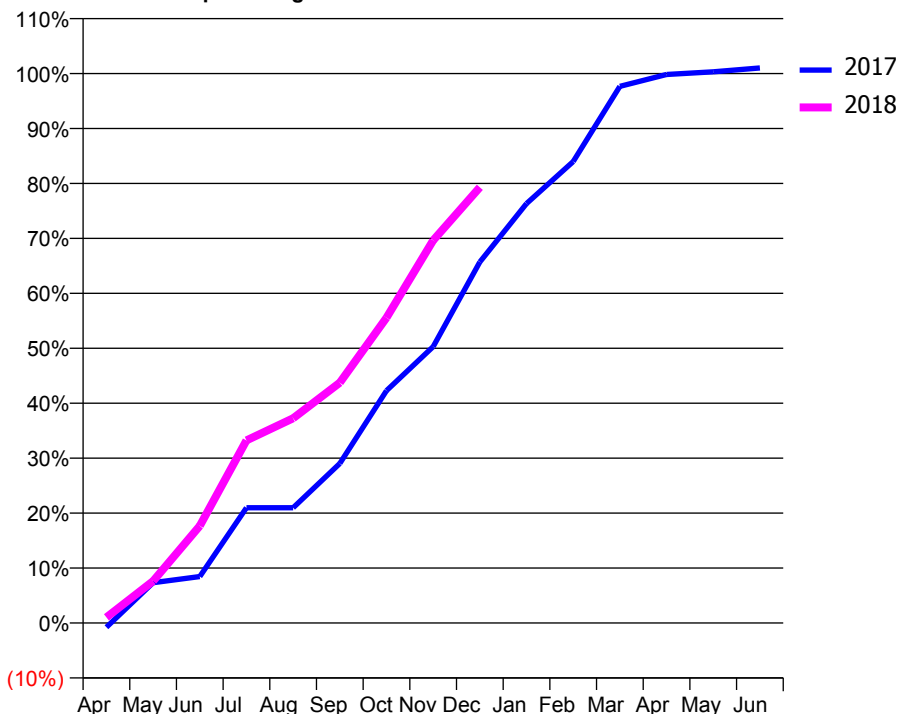
### ACCESS\*

Patients seen in 24 months	Total	Change since previous quarter
Quarter ending December 2016	1,198	
Quarter ending March 2017	1,135	↓
Quarter ending June 2017	1,062	↓
Quarter ending September 2017	1,056	→
Quarter ending December 2017	1,153	↑
<b>Variance since December 2016</b>	<b>(3.8%)</b>	<b>↓</b>



### ACTIVITY

Cumulative percentage of contracted UDA delivered 2017 & 2018



Month	Adjusted Scheduled Activity (UDA)	
	2017	2018
April	-32	42
May	299	311
June	345	721
July	856	1,355
August	856	1,520
September	1,184	1,783
October	1,724	2,266
November	2,051	2,839
December	2,680	3,234
January	3,113	
February	3,425	
March	3,983	
April	4,071	
May	4,091	
June	4,120	

### QUALITY

	Quantity	Base Number	Contract	AT	Region	England
% of FP17s for the same patient ID Re-attending within 3 months - Children	42	311	13.5%	12.4%	12.9%	12.0%
% of FP17s for the same patient ID Re-attending within 3 months - Adults	151	822	18.4%	16.8%	16.5%	15.9%
% of FP17s for the same patient ID Re-attending between 3 & 9 months - Children	123	311	39.5%	57.3%	59.6%	58.0%
% of FP17s for the same patient ID Re-attending between 3 & 9 months - Adults	260	822	31.6%	50.6%	52.8%	50.5%
% of FP17s for Band 1 Urgent Courses	171	1,091	15.7%	10.2%	9.1%	9.0%
% of FP17s Relating to Free Repair or Replacements	7	1,091	0.6%	0.9%	1.0%	0.8%
% of FP17s Relating to Continuations	14	1,091	1.3%	1.0%	1.2%	1.1%
% of Patients satisfied with the dentistry they have received	3	3	N/A	91.8%	91.6%	91.5%
% of Patients satisfied with the time they had to wait for an appointment	3	3	N/A	88.2%	88.3%	87.9%

\* This is based on patients treated on this contract for their most recent course of treatment. Figures in italics indicate the base number of FP17s or Patient Questionnaire responses are less than 100. N/A is shown where the base number of responses is less than 10 during the period. % is calculated as Quantity/Base number\*100

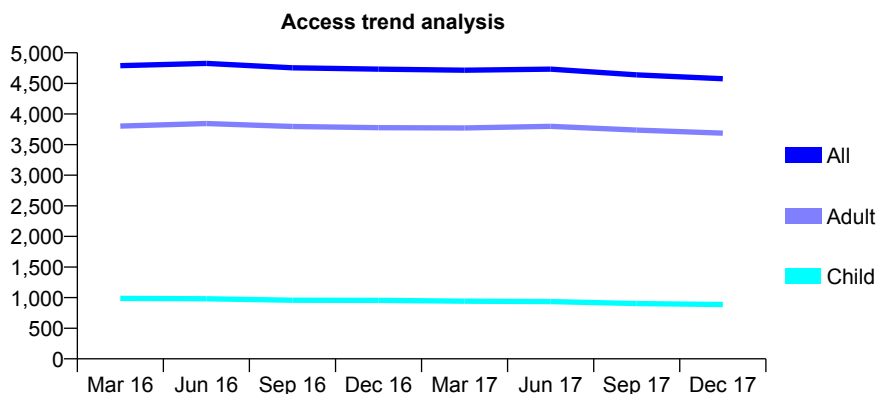
## Q46 - Vital Signs At a Glance Contract Report for 931594/0001 - December 2017

Name or company name	MISS SL WATSON
Contract type name	GDS Contract
Purpose of contract	General
Contract start date	01/04/2006
Contract end date	

17/18 Contracted general activity (UDA)	14,492
Carry forward general activity (UDA)	0
17/18 Contracted orthodontic activity (UOA)	0
Carry forward orthodontic activity (UOA)	0
Baseline contract value	£342,936.84

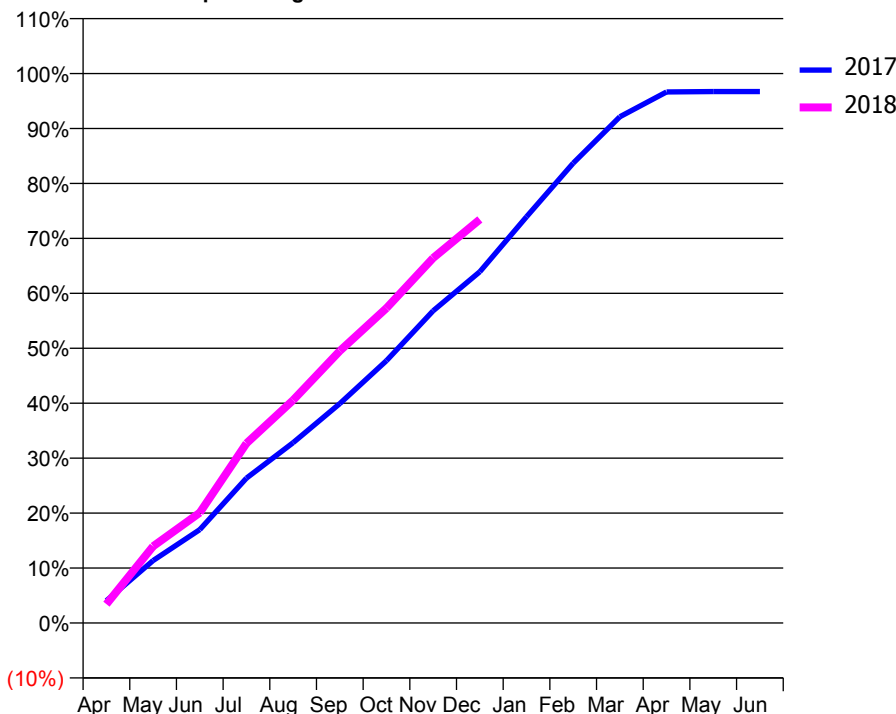
### ACCESS\*

Patients seen in 24 months	Total	Change since previous quarter
Quarter ending December 2016	4,733	
Quarter ending March 2017	4,715	→
Quarter ending June 2017	4,734	→
Quarter ending September 2017	4,640	↓
Quarter ending December 2017	4,576	↓
<b>Variance since December 2016</b>	<b>(3.3%)</b>	<b>↓</b>



### ACTIVITY

Cumulative percentage of contracted UDA delivered 2017 & 2018



Month	Adjusted Scheduled Activity (UDA)	
	2017	2018
April	588	496
May	1,647	2,023
June	2,464	2,910
July	3,821	4,738
August	4,755	5,879
September	5,785	7,175
October	6,920	8,304
November	8,233	9,628
December	9,265	10,644
January	10,714	
February	12,127	
March	13,351	
April	14,005	
May	14,018	
June	14,018	

### QUALITY

	Quantity	Base Number	Contract	AT	Region	England
% of FP17s for the same patient ID Re-attending within 3 months - Children	106	1,033	10.3%	12.4%	12.9%	12.0%
% of FP17s for the same patient ID Re-attending within 3 months - Adults	922	4,454	20.7%	16.8%	16.5%	15.9%
% of FP17s for the same patient ID Re-attending between 3 & 9 months - Children	565	1,033	54.7%	57.3%	59.6%	58.0%
% of FP17s for the same patient ID Re-attending between 3 & 9 months - Adults	2,180	4,454	48.9%	50.6%	52.8%	50.5%
% of FP17s for Band 1 Urgent Courses	569	5,201	10.9%	10.2%	9.1%	9.0%
% of FP17s Relating to Free Repair or Replacements	109	5,201	2.1%	0.9%	1.0%	0.8%
% of FP17s Relating to Continuations	101	5,201	1.9%	1.0%	1.2%	1.1%
% of Patients satisfied with the dentistry they have received	8	8	N/A	91.8%	91.6%	91.5%
% of Patients satisfied with the time they had to wait for an appointment	7	8	N/A	88.2%	88.3%	87.9%

\* This is based on patients treated on this contract for their most recent course of treatment. Figures in italics indicate the base number of FP17s or Patient Questionnaire responses are less than 100. N/A is shown where the base number of responses is less than 10 during the period. % is calculated as Quantity/Base number\*100

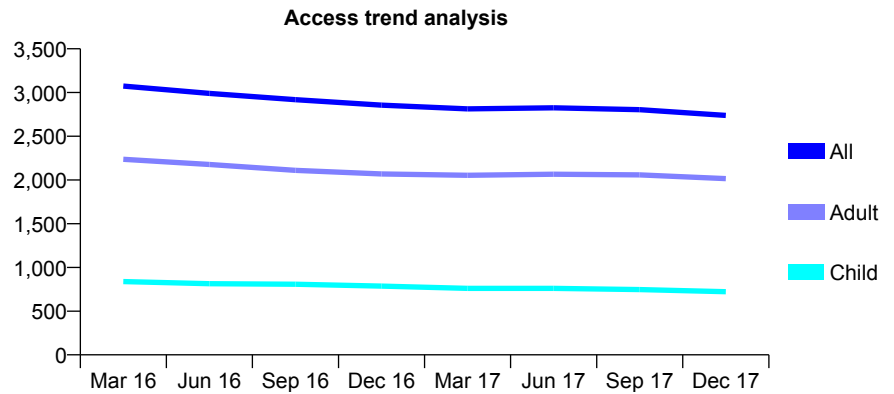
## Q46 - Vital Signs At a Glance Contract Report for 932841/0001 - December 2017

Name or company name	MR HR HABIBI
Contract type name	GDS Contract
Purpose of contract	General
Contract start date	01/04/2006
Contract end date	

17/18 Contracted general activity (UDA)	9,416
Carry forward general activity (UDA)	-76
17/18 Contracted orthodontic activity (UOA)	0
Carry forward orthodontic activity (UOA)	0
Baseline contract value	£306,878.49

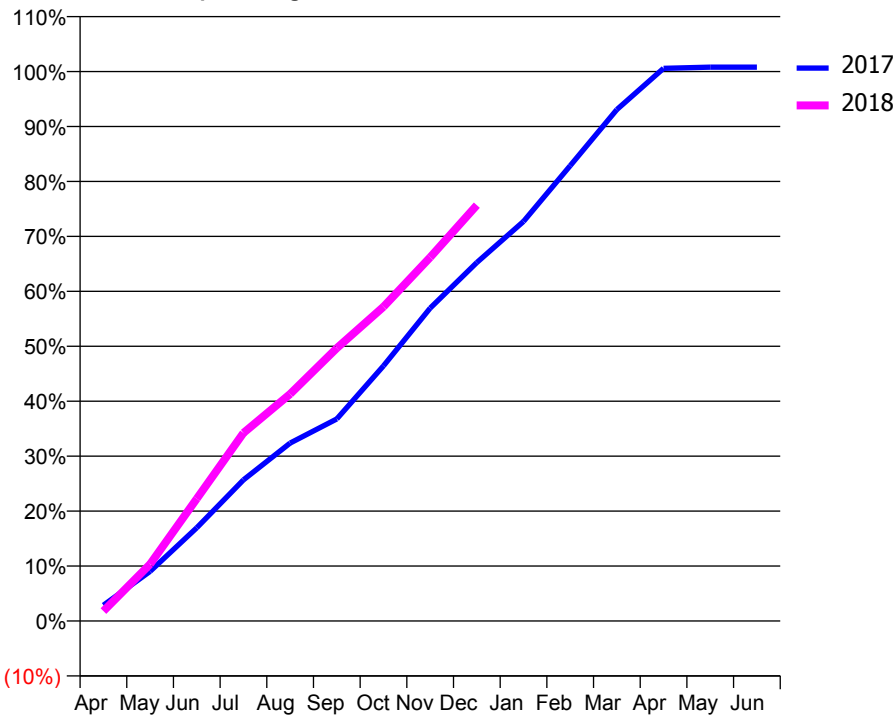
### ACCESS\*

Patients seen in 24 months	Total	Change since previous quarter
Quarter ending December 2016	2,855	
Quarter ending March 2017	2,813	↓
Quarter ending June 2017	2,825	→
Quarter ending September 2017	2,804	→
Quarter ending December 2017	2,738	↓
<b>Variance since December 2016</b>	<b>(4.1%)</b>	<b>↓</b>



### ACTIVITY

Cumulative percentage of contracted UDA delivered 2017 & 2018



Month	Adjusted Scheduled Activity (UDA)	
	2017	2018
April	272	170
May	850	974
June	1,599	2,097
July	2,418	3,222
August	3,049	3,890
September	3,464	4,676
October	4,372	5,385
November	5,361	6,233
December	6,143	7,125
January	6,847	
February	7,802	
March	8,765	
April	9,471	
May	9,492	
June	9,492	

### QUALITY

	Quantity	Base Number	Contract	AT	Region	England
% of FP17s for the same patient ID Re-attending within 3 months - Children	58	732	7.9%	12.4%	12.9%	12.0%
% of FP17s for the same patient ID Re-attending within 3 months - Adults	548	2,334	23.5%	16.8%	16.5%	15.9%
% of FP17s for the same patient ID Re-attending between 3 & 9 months - Children	373	732	51.0%	57.3%	59.6%	58.0%
% of FP17s for the same patient ID Re-attending between 3 & 9 months - Adults	1,112	2,334	47.6%	50.6%	52.8%	50.5%
% of FP17s for Band 1 Urgent Courses	316	2,793	11.3%	10.2%	9.1%	9.0%
% of FP17s Relating to Free Repair or Replacements	43	2,793	1.5%	0.9%	1.0%	0.8%
% of FP17s Relating to Continuations	94	2,793	3.4%	1.0%	1.2%	1.1%
% of Patients satisfied with the dentistry they have received	6	6	N/A	91.8%	91.6%	91.5%
% of Patients satisfied with the time they had to wait for an appointment	6	6	N/A	88.2%	88.3%	87.9%

\* This is based on patients treated on this contract for their most recent course of treatment. Figures in italics indicate the base number of FP17s or Patient Questionnaire responses are less than 100. N/A is shown where the base number of responses is less than 10 during the period. % is calculated as Quantity/Base number\*100

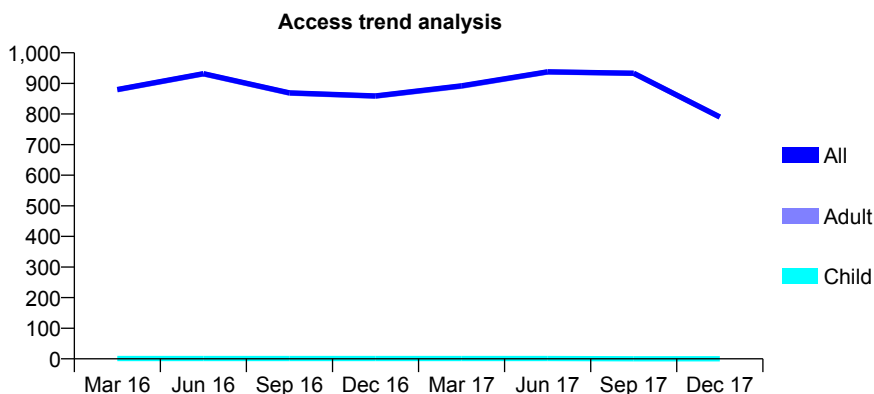
## Q46 - Vital Signs At a Glance Contract Report for 935581/0001 - December 2017

Name or company name	MR MH AL-SHARKAWI
Contract type name	GDS Contract
Purpose of contract	General
Contract start date	01/04/2006
Contract end date	

17/18 Contracted general activity (UDA)	2,987
Carry forward general activity (UDA)	57
17/18 Contracted orthodontic activity (UOA)	0
Carry forward orthodontic activity (UOA)	0
Baseline contract value	£99,375.04

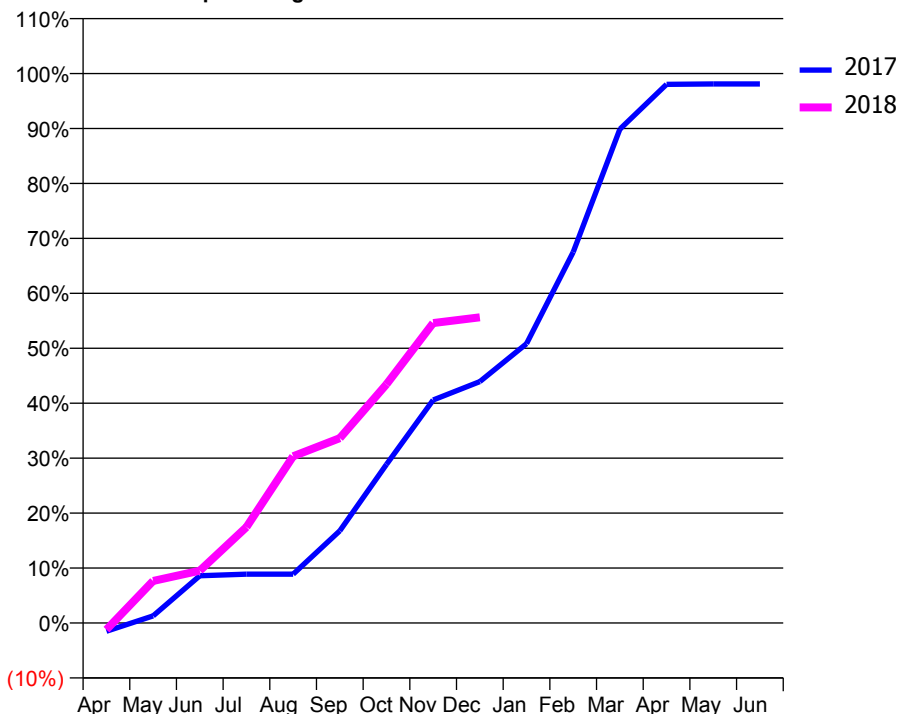
### ACCESS\*

Patients seen in 24 months	Total	Change since previous quarter
Quarter ending December 2016	859	
Quarter ending March 2017	892	↑
Quarter ending June 2017	938	↑
Quarter ending September 2017	933	→
Quarter ending December 2017	790	↓
<b>Variance since December 2016</b>	<b>(8.0%)</b>	<b>↓</b>



### ACTIVITY

Cumulative percentage of contracted UDA delivered 2017 & 2018



Month	Adjusted Scheduled Activity (UDA)	
	2017	2018
April	-45	-37
May	39	229
June	257	284
July	266	522
August	266	906
September	501	1,005
October	862	1,298
November	1,213	1,630
December	1,312	1,662
January	1,518	
February	2,016	
March	2,684	
April	2,928	
May	2,930	
June	2,930	

### QUALITY

	Quantity	Base Number	Contract	AT	Region	England
% of FP17s for the same patient ID Re-attending within 3 months - Children	0	0	N/A	12.4%	12.9%	12.0%
% of FP17s for the same patient ID Re-attending within 3 months - Adults	34	442	7.7%	16.8%	16.5%	15.9%
% of FP17s for the same patient ID Re-attending between 3 & 9 months - Children	0	0	N/A	57.3%	59.6%	58.0%
% of FP17s for the same patient ID Re-attending between 3 & 9 months - Adults	33	442	7.5%	50.6%	52.8%	50.5%
% of FP17s for Band 1 Urgent Courses	48	398	12.1%	10.2%	9.1%	9.0%
% of FP17s Relating to Free Repair or Replacements	0	398	0.0%	0.9%	1.0%	0.8%
% of FP17s Relating to Continuations	0	398	0.0%	1.0%	1.2%	1.1%
% of Patients satisfied with the dentistry they have received	1	1	N/A	91.8%	91.6%	91.5%
% of Patients satisfied with the time they had to wait for an appointment	1	1	N/A	88.2%	88.3%	87.9%

\* This is based on patients treated on this contract for their most recent course of treatment. Figures in italics indicate the base number of FP17s or Patient Questionnaire responses are less than 100. N/A is shown where the base number of responses is less than 10 during the period. % is calculated as Quantity/Base number\*100

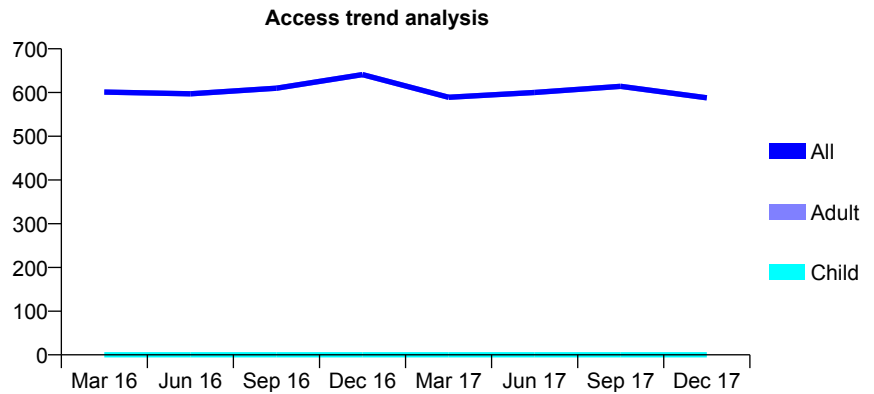
## Q46 - Vital Signs At a Glance Contract Report for 935581/0004 - December 2017

Name or company name	MR MH AL-SHARKAWI
Contract type name	GDS Contract
Purpose of contract	General
Contract start date	01/05/2010
Contract end date	

17/18 Contracted general activity (UDA)	2,000
Carry forward general activity (UDA)	78
17/18 Contracted orthodontic activity (UOA)	0
Carry forward orthodontic activity (UOA)	0
Baseline contract value	£54,426.93

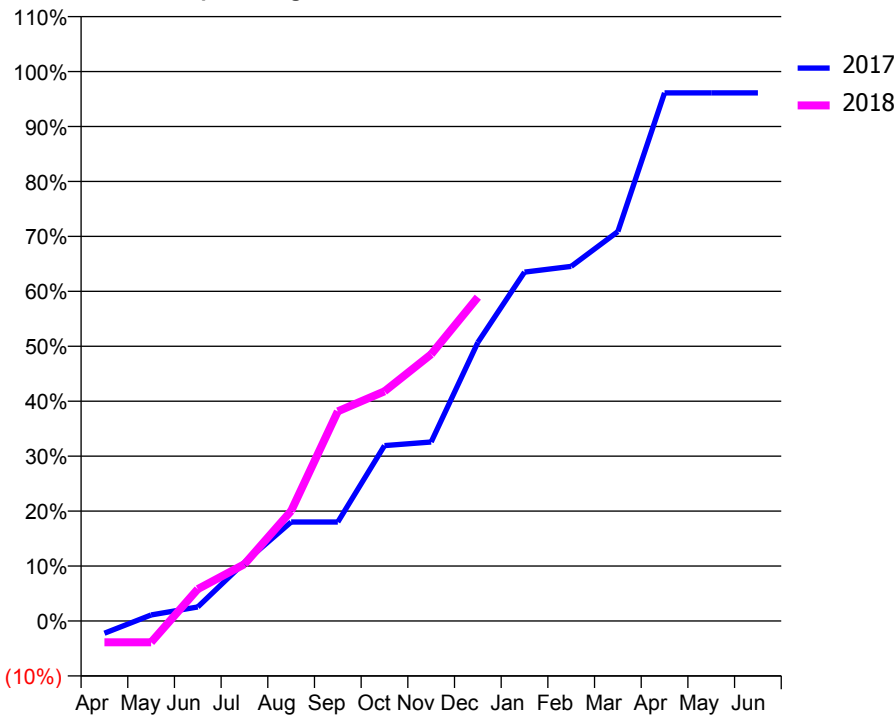
### ACCESS\*

Patients seen in 24 months	Total	Change since previous quarter
Quarter ending December 2016	641	
Quarter ending March 2017	589	↓
Quarter ending June 2017	600	→
Quarter ending September 2017	614	↑
Quarter ending December 2017	588	↓
<b>Variance since December 2016</b>	<b>(8.3%)</b>	<b>↓</b>



### ACTIVITY

Cumulative percentage of contracted UDA delivered 2017 & 2018



### QUALITY

	Quantity	Base Number	Contract	AT	Region	England
% of FP17s for the same patient ID Re-attending within 3 months - Children	0	0	N/A	12.4%	12.9%	12.0%
% of FP17s for the same patient ID Re-attending within 3 months - Adults	9	313	2.9%	16.8%	16.5%	15.9%
% of FP17s for the same patient ID Re-attending between 3 & 9 months - Children	0	0	N/A	57.3%	59.6%	58.0%
% of FP17s for the same patient ID Re-attending between 3 & 9 months - Adults	14	313	4.5%	50.6%	52.8%	50.5%
% of FP17s for Band 1 Urgent Courses	28	244	11.5%	10.2%	9.1%	9.0%
% of FP17s Relating to Free Repair or Replacements	0	244	0.0%	0.9%	1.0%	0.8%
% of FP17s Relating to Continuations	0	244	0.0%	1.0%	1.2%	1.1%
% of Patients satisfied with the dentistry they have received	1	1	N/A	91.8%	91.6%	91.5%
% of Patients satisfied with the time they had to wait for an appointment	1	1	N/A	88.2%	88.3%	87.9%

\* This is based on patients treated on this contract for their most recent course of treatment. Figures in italics indicate the base number of FP17s or Patient Questionnaire responses are less than 100. N/A is shown where the base number of responses is less than 10 during the period. % is calculated as Quantity/Base number\*100

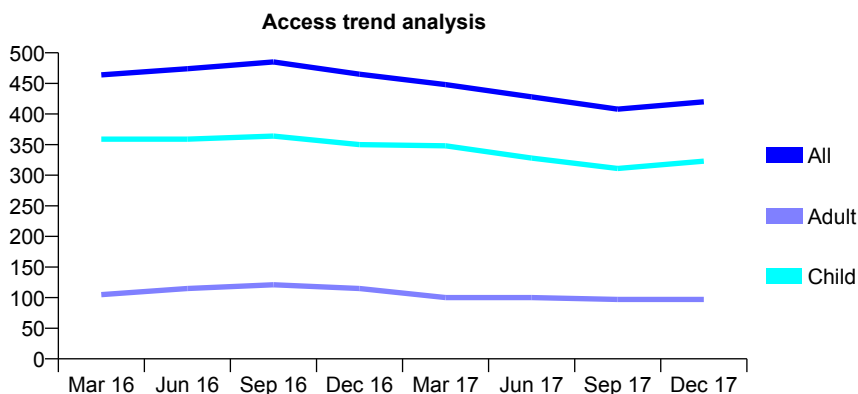
## Q46 - Vital Signs At a Glance Contract Report for 951366/0001 - December 2017

Name or company name	MR T IDREES
Contract type name	GDS Contract
Purpose of contract	General
Contract start date	01/10/2009
Contract end date	

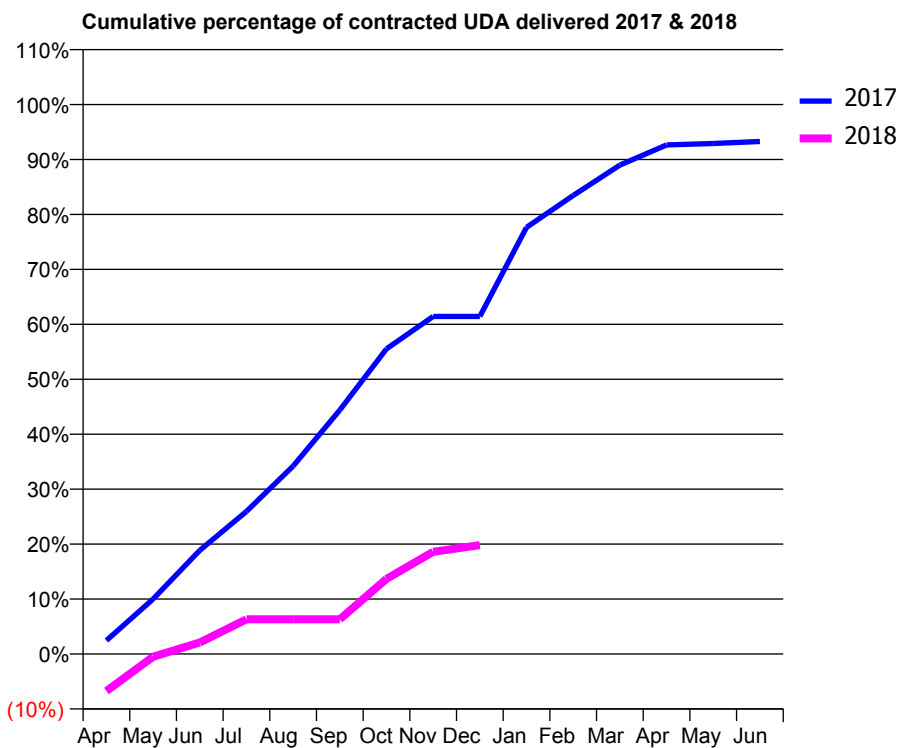
17/18 Contracted general activity (UDA)	1,140
Carry forward general activity (UDA)	77
17/18 Contracted orthodontic activity (UOA)	0
Carry forward orthodontic activity (UOA)	0
Baseline contract value	£28,441.28

### ACCESS\*

Patients seen in 24 months	Total	Change since previous quarter
Quarter ending December 2016	465	
Quarter ending March 2017	448	↓
Quarter ending June 2017	428	↓
Quarter ending September 2017	408	↓
Quarter ending December 2017	420	↑
<b>Variance since December 2016</b>	<b>(9.7%)</b>	<b>↓</b>



### ACTIVITY



Month	Adjusted Scheduled Activity (UDA)	
	2017	2018
April	28	-77
May	114	-6
June	215	24
July	296	72
August	390	72
September	506	72
October	633	156
November	700	212
December	700	226
January	885	
February	951	
March	1,014	
April	1,056	
May	1,059	
June	1,063	

### QUALITY

	Quantity	Base Number	Contract	AT	Region	England
% of FP17s for the same patient ID Re-attending within 3 months - Children	4	226	1.8%	12.4%	12.9%	12.0%
% of FP17s for the same patient ID Re-attending within 3 months - Adults	0	29	0.0%	16.8%	16.5%	15.9%
% of FP17s for the same patient ID Re-attending between 3 & 9 months - Children	173	226	76.5%	57.3%	59.6%	58.0%
% of FP17s for the same patient ID Re-attending between 3 & 9 months - Adults	24	29	82.8%	50.6%	52.8%	50.5%
% of FP17s for Band 1 Urgent Courses	0	221	0.0%	10.2%	9.1%	9.0%
% of FP17s Relating to Free Repair or Replacements	0	221	0.0%	0.9%	1.0%	0.8%
% of FP17s Relating to Continuations	0	221	0.0%	1.0%	1.2%	1.1%
% of Patients satisfied with the dentistry they have received	0	0	N/A	91.8%	91.6%	91.5%
% of Patients satisfied with the time they had to wait for an appointment	0	0	N/A	88.2%	88.3%	87.9%

\* This is based on patients treated on this contract for their most recent course of treatment. Figures in italics indicate the base number of FP17s or Patient Questionnaire responses are less than 100. N/A is shown where the base number of responses is less than 10 during the period. % is calculated as Quantity/Base number\*100



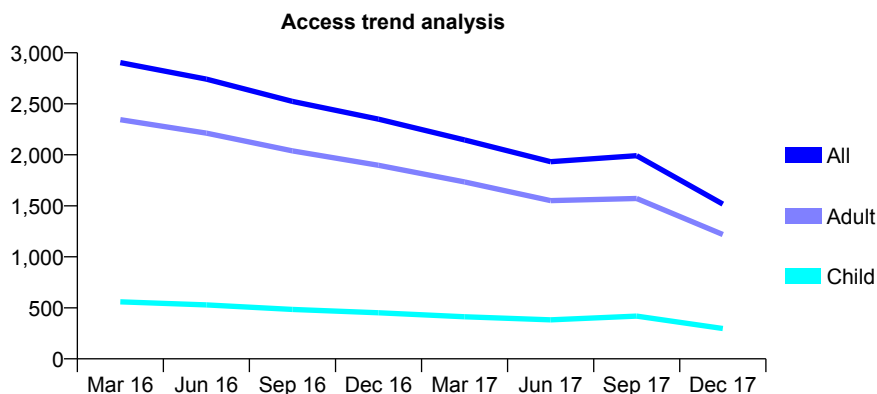
## Q46 - Vital Signs At a Glance Contract Report for 951404/0001 - December 2017

Name or company name	MR L KNIGHT
Contract type name	GDS Contract
Purpose of contract	General
Contract start date	01/04/2006
Contract end date	

17/18 Contracted general activity (UDA)	3,896
Carry forward general activity (UDA)	0
17/18 Contracted orthodontic activity (UOA)	0
Carry forward orthodontic activity (UOA)	0
Baseline contract value	£95,376.17

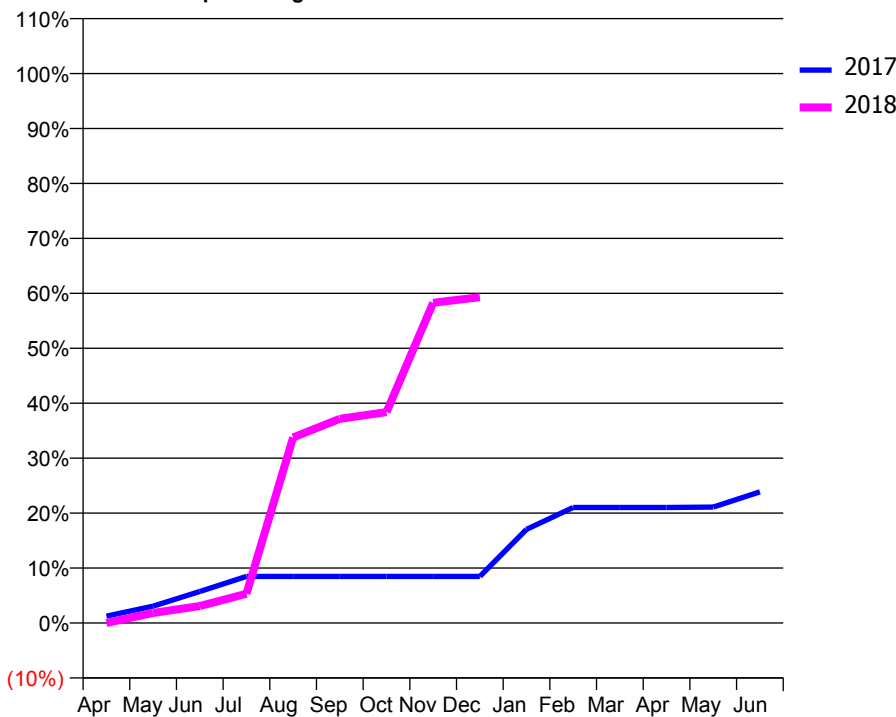
### ACCESS\*

Patients seen in 24 months	Total	Change since previous quarter
Quarter ending December 2016	2,350	
Quarter ending March 2017	2,146	↓
Quarter ending June 2017	1,933	↓
Quarter ending September 2017	1,991	↑
Quarter ending December 2017	1,517	↓
<b>Variance since December 2016</b>	<b>(35.4%)</b>	<b>↓</b>



### ACTIVITY

Cumulative percentage of contracted UDA delivered 2017 & 2018



Adjusted Scheduled Activity (UDA)

Month	2017	2018
April	97	0
May	238	71
June	446	121
July	661	207
August	661	1,315
September	661	1,448
October	661	1,495
November	661	2,271
December	661	2,310
January	1,329	
February	1,639	
March	1,639	
April	1,639	
May	1,644	
June	1,860	

### QUALITY

	Quantity	Base Number	Contract	AT	Region	England
% of FP17s for the same patient ID Re-attending within 3 months - Children	29	326	8.9%	12.4%	12.9%	12.0%
% of FP17s for the same patient ID Re-attending within 3 months - Adults	114	1,206	9.5%	16.8%	16.5%	15.9%
% of FP17s for the same patient ID Re-attending between 3 & 9 months - Children	76	326	23.3%	57.3%	59.6%	58.0%
% of FP17s for the same patient ID Re-attending between 3 & 9 months - Adults	289	1,206	24.0%	50.6%	52.8%	50.5%
% of FP17s for Band 1 Urgent Courses	76	1,453	5.2%	10.2%	9.1%	9.0%
% of FP17s Relating to Free Repair or Replacements	9	1,453	0.6%	0.9%	1.0%	0.8%
% of FP17s Relating to Continuations	1	1,453	0.1%	1.0%	1.2%	1.1%
% of Patients satisfied with the dentistry they have received	1	1	N/A	91.8%	91.6%	91.5%
% of Patients satisfied with the time they had to wait for an appointment	1	1	N/A	88.2%	88.3%	87.9%

\* This is based on patients treated on this contract for their most recent course of treatment. Figures in italics indicate the base number of FP17s or Patient Questionnaire responses are less than 100. N/A is shown where the base number of responses is less than 10 during the period. % is calculated as Quantity/Base number\*100

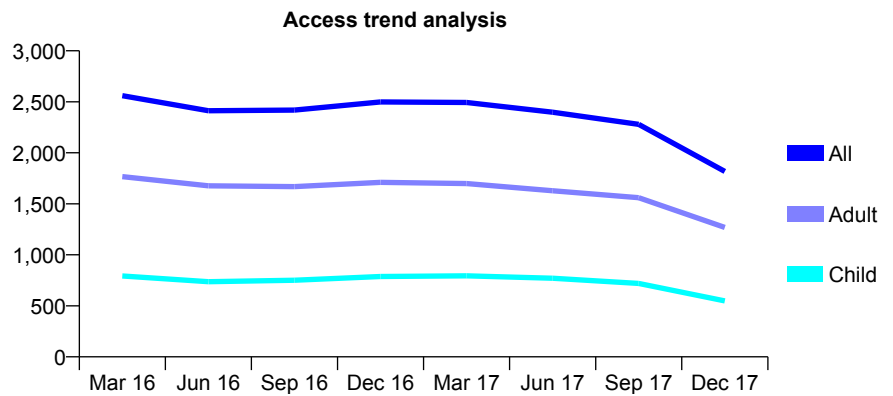
## Q46 - Vital Signs At a Glance Contract Report for 959588/0001 - December 2017

Name or company name	MR A KHAN
Contract type name	GDS Contract
Purpose of contract	General
Contract start date	01/04/2006
Contract end date	

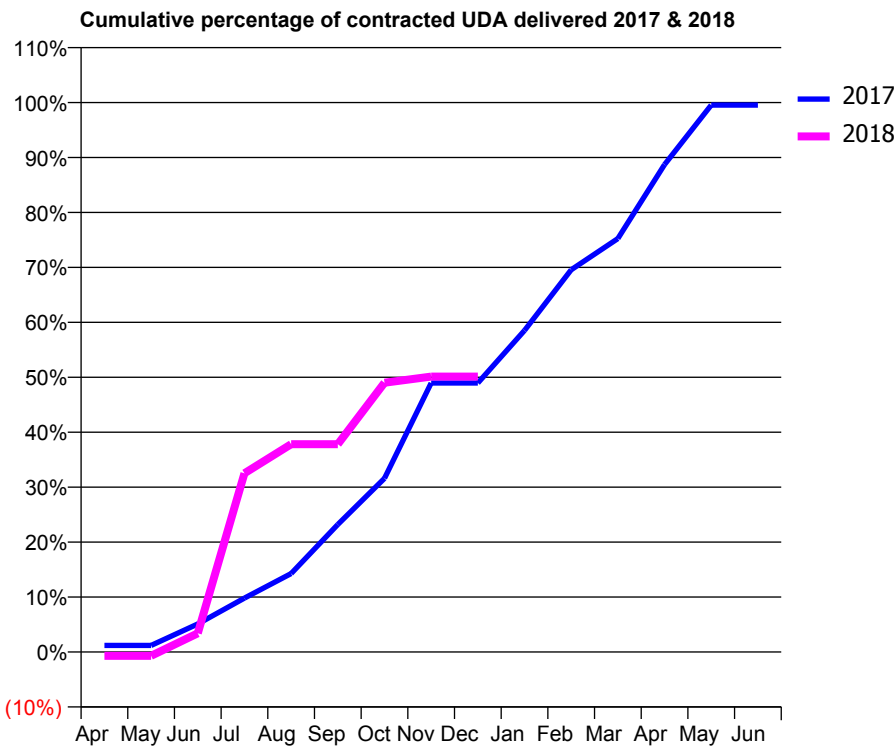
17/18 Contracted general activity (UDA)	4,721
Carry forward general activity (UDA)	34
17/18 Contracted orthodontic activity (UOA)	0
Carry forward orthodontic activity (UOA)	0
Baseline contract value	£140,887.90

### ACCESS\*

Patients seen in 24 months	Total	Change since previous quarter
Quarter ending December 2016	2,499	
Quarter ending March 2017	2,493	→
Quarter ending June 2017	2,398	↓
Quarter ending September 2017	2,279	↓
Quarter ending December 2017	1,817	↓
<b>Variance since December 2016</b>	<b>(27.3%)</b>	↓



### ACTIVITY



Month	Adjusted Scheduled Activity (UDA)	
	2017	2018
April	85	-34
May	85	-34
June	361	161
July	694	1,536
August	1,010	1,786
September	1,644	1,786
October	2,238	2,314
November	3,467	2,366
December	3,467	2,366
January	4,145	
February	4,926	
March	5,328	
April	6,281	
May	7,047	
June	7,047	

### QUALITY

	Quantity	Base Number	Contract	AT	Region	England
% of FP17s for the same patient ID Re-attending within 3 months - Children	116	727	16.0%	12.4%	12.9%	12.0%
% of FP17s for the same patient ID Re-attending within 3 months - Adults	159	1,161	13.7%	16.8%	16.5%	15.9%
% of FP17s for the same patient ID Re-attending between 3 & 9 months - Children	306	727	42.1%	57.3%	59.6%	58.0%
% of FP17s for the same patient ID Re-attending between 3 & 9 months - Adults	495	1,161	42.6%	50.6%	52.8%	50.5%
% of FP17s for Band 1 Urgent Courses	98	1,090	9.0%	10.2%	9.1%	9.0%
% of FP17s Relating to Free Repair or Replacements	9	1,090	0.8%	0.9%	1.0%	0.8%
% of FP17s Relating to Continuations	5	1,090	0.5%	1.0%	1.2%	1.1%
% of Patients satisfied with the dentistry they have received	0	1	N/A	91.8%	91.6%	91.5%
% of Patients satisfied with the time they had to wait for an appointment	0	1	N/A	88.2%	88.3%	87.9%

\* This is based on patients treated on this contract for their most recent course of treatment. Figures in italics indicate the base number of FP17s or Patient Questionnaire responses are less than 100. N/A is shown where the base number of responses is less than 10 during the period. % is calculated as Quantity/Base number\*100

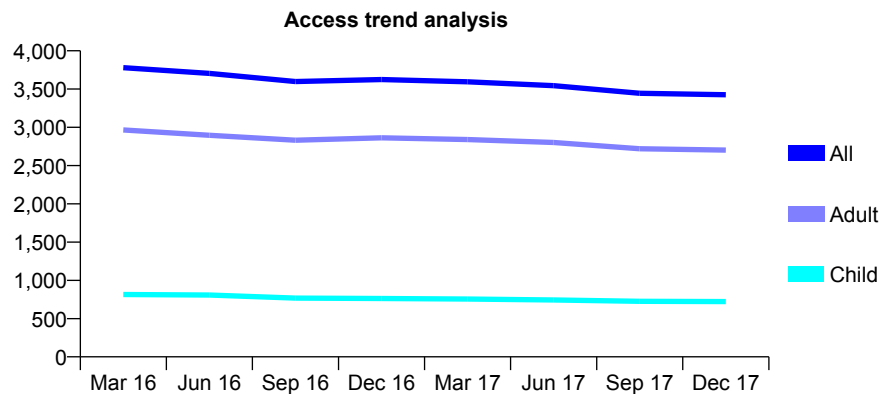
## Q46 - Vital Signs At a Glance Contract Report for 959782/0003 - December 2017

Name or company name	MR J MUSA
Contract type name	GDS Contract
Purpose of contract	General
Contract start date	01/09/2013
Contract end date	

17/18 Contracted general activity (UDA)	14,431
Carry forward general activity (UDA)	0
17/18 Contracted orthodontic activity (UOA)	0
Carry forward orthodontic activity (UOA)	0
Baseline contract value	£389,100.09

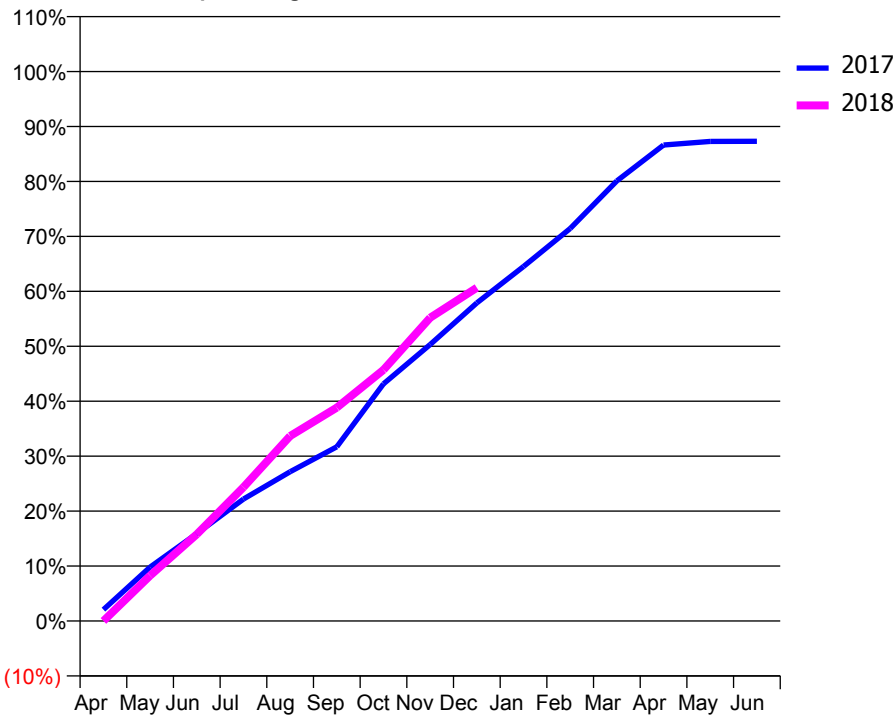
### ACCESS\*

Patients seen in 24 months	Total	Change since previous quarter
Quarter ending December 2016	3,624	
Quarter ending March 2017	3,595	→
Quarter ending June 2017	3,544	↓
Quarter ending September 2017	3,445	↓
Quarter ending December 2017	3,426	→
<b>Variance since December 2016</b>	<b>(5.5%)</b>	<b>↓</b>



### ACTIVITY

Cumulative percentage of contracted UDA delivered 2017 & 2018



Month	Adjusted Scheduled Activity (UDA)	
	2017	2018
April	298	0
May	1,418	1,193
June	2,297	2,279
July	3,204	3,514
August	3,919	4,859
September	4,576	5,603
October	6,230	6,598
November	7,263	7,966
December	8,352	8,755
January	9,311	
February	10,308	
March	11,558	
April	12,501	
May	12,596	
June	12,599	

### QUALITY

	Quantity	Base Number	Contract	AT	Region	England
% of FP17s for the same patient ID Re-attending within 3 months - Children	109	844	12.9%	12.4%	12.9%	12.0%
% of FP17s for the same patient ID Re-attending within 3 months - Adults	724	3,350	21.6%	16.8%	16.5%	15.9%
% of FP17s for the same patient ID Re-attending between 3 & 9 months - Children	506	844	60.0%	57.3%	59.6%	58.0%
% of FP17s for the same patient ID Re-attending between 3 & 9 months - Adults	1,876	3,350	56.0%	50.6%	52.8%	50.5%
% of FP17s for Band 1 Urgent Courses	274	3,851	7.1%	10.2%	9.1%	9.0%
% of FP17s Relating to Free Repair or Replacements	120	3,851	3.1%	0.9%	1.0%	0.8%
% of FP17s Relating to Continuations	51	3,851	1.3%	1.0%	1.2%	1.1%
% of Patients satisfied with the dentistry they have received	6	7	N/A	91.8%	91.6%	91.5%
% of Patients satisfied with the time they had to wait for an appointment	7	7	N/A	88.2%	88.3%	87.9%

\* This is based on patients treated on this contract for their most recent course of treatment. Figures in italics indicate the base number of FP17s or Patient Questionnaire responses are less than 100. N/A is shown where the base number of responses is less than 10 during the period. % is calculated as Quantity/Base number\*100

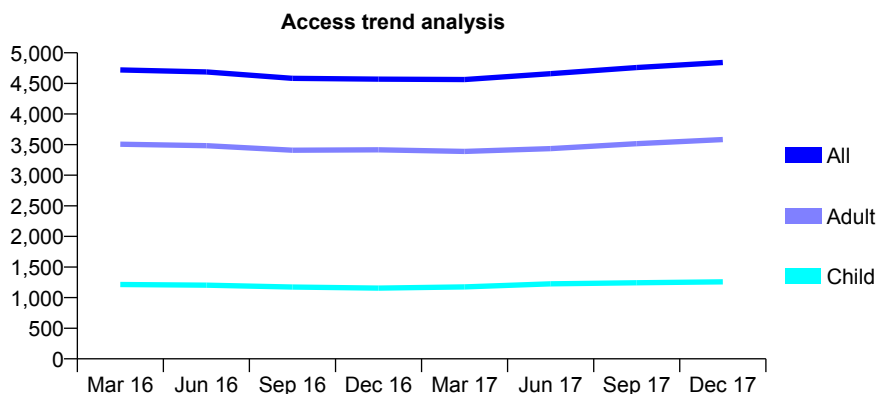
## Q46 - Vital Signs At a Glance Contract Report for 959782/0004 - December 2017

Name or company name	MR J MUSA
Contract type name	GDS Contract
Purpose of contract	General
Contract start date	01/09/2013
Contract end date	

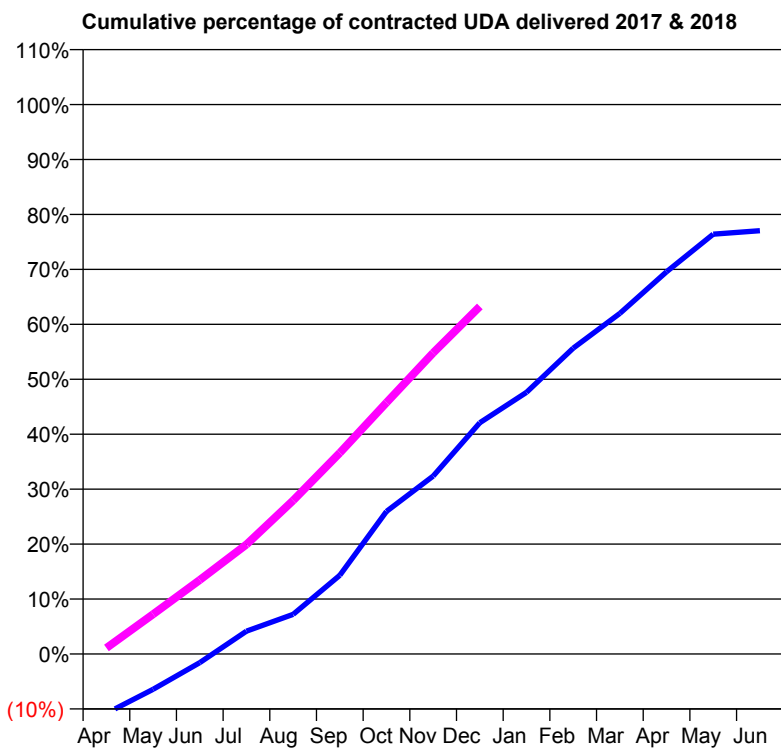
17/18 Contracted general activity (UDA)	13,500
Carry forward general activity (UDA)	0
17/18 Contracted orthodontic activity (UOA)	0
Carry forward orthodontic activity (UOA)	0
Baseline contract value	£331,560.00

### ACCESS\*

Patients seen in 24 months	Total	Change since previous quarter
Quarter ending December 2016	4,570	
Quarter ending March 2017	4,564	→
Quarter ending June 2017	4,660	↑
Quarter ending September 2017	4,759	↑
Quarter ending December 2017	4,841	→
<b>Variance since December 2016</b>	<b>5.9%</b>	<b>↑</b>



### ACTIVITY



Month	Adjusted Scheduled Activity (UDA)	
	2017	2018
April	-1,827	148
May	-1,090	977
June	-268	1,818
July	705	2,690
August	1,221	3,772
September	2,422	4,942
October	4,388	6,178
November	5,474	7,399
December	7,113	8,538
January	8,047	
February	9,406	
March	10,476	
April	11,757	
May	12,913	
June	13,017	

### QUALITY

	Quantity	Base Number	Contract	AT	Region	England
% of FP17s for the same patient ID Re-attending within 3 months - Children	138	1,516	9.1%	12.4%	12.9%	12.0%
% of FP17s for the same patient ID Re-attending within 3 months - Adults	521	4,180	12.5%	16.8%	16.5%	15.9%
% of FP17s for the same patient ID Re-attending between 3 & 9 months - Children	910	1,516	60.0%	57.3%	59.6%	58.0%
% of FP17s for the same patient ID Re-attending between 3 & 9 months - Adults	2,605	4,180	62.3%	50.6%	52.8%	50.5%
% of FP17s for Band 1 Urgent Courses	308	4,541	6.8%	10.2%	9.1%	9.0%
% of FP17s Relating to Free Repair or Replacements	94	4,541	2.1%	0.9%	1.0%	0.8%
% of FP17s Relating to Continuations	24	4,541	0.5%	1.0%	1.2%	1.1%
% of Patients satisfied with the dentistry they have received	4	4	N/A	91.8%	91.6%	91.5%
% of Patients satisfied with the time they had to wait for an appointment	4	4	N/A	88.2%	88.3%	87.9%

\* This is based on patients treated on this contract for their most recent course of treatment. Figures in italics indicate the base number of FP17s or Patient Questionnaire responses are less than 100. N/A is shown where the base number of responses is less than 10 during the period. % is calculated as Quantity/Base number\*100

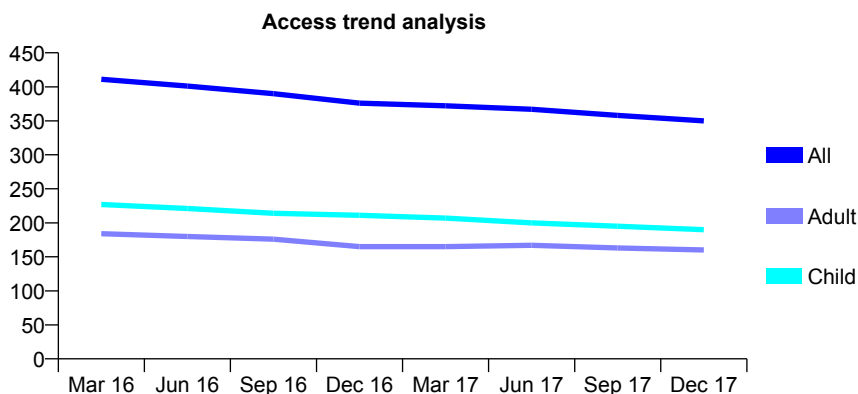
## Q46 - Vital Signs At a Glance Contract Report for 960888/0001 - December 2017

Name or company name	MR SW ANDERTON
Contract type name	GDS Contract
Purpose of contract	General
Contract start date	01/12/2007
Contract end date	

17/18 Contracted general activity (UDA)	1,700
Carry forward general activity (UDA)	0
17/18 Contracted orthodontic activity (UOA)	0
Carry forward orthodontic activity (UOA)	0
Baseline contract value	£35,773.86

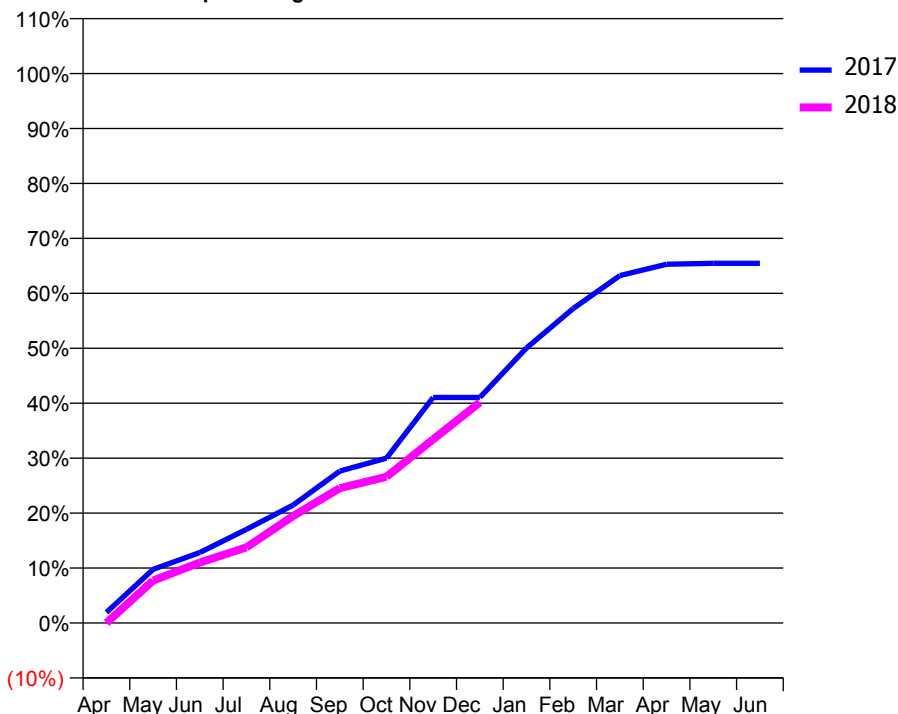
### ACCESS\*

Patients seen in 24 months	Total	Change since previous quarter
Quarter ending December 2016	376	
Quarter ending March 2017	372	↓
Quarter ending June 2017	367	↓
Quarter ending September 2017	358	↓
Quarter ending December 2017	350	↓
<b>Variance since December 2016</b>	<b>(6.9%)</b>	<b>↓</b>



### ACTIVITY

Cumulative percentage of contracted UDA delivered 2017 & 2018



Month	Adjusted Scheduled Activity (UDA)	
	2017	2018
April	33	0
May	166	131
June	218	187
July	290	234
August	365	331
September	470	417
October	510	452
November	698	568
December	698	682
January	851	
February	973	
March	1,075	
April	1,110	
May	1,113	
June	1,113	

### QUALITY

	Quantity	Base Number	Contract	AT	Region	England
% of FP17s for the same patient ID Re-attending within 3 months - Children	6	251	2.4%	12.4%	12.9%	12.0%
% of FP17s for the same patient ID Re-attending within 3 months - Adults	13	127	10.2%	16.8%	16.5%	15.9%
% of FP17s for the same patient ID Re-attending between 3 & 9 months - Children	199	251	79.3%	57.3%	59.6%	58.0%
% of FP17s for the same patient ID Re-attending between 3 & 9 months - Adults	90	127	70.9%	50.6%	52.8%	50.5%
% of FP17s for Band 1 Urgent Courses	2	357	0.6%	10.2%	9.1%	9.0%
% of FP17s Relating to Free Repair or Replacements	0	357	0.0%	0.9%	1.0%	0.8%
% of FP17s Relating to Continuations	0	357	0.0%	1.0%	1.2%	1.1%
% of Patients satisfied with the dentistry they have received	0	0	N/A	91.8%	91.6%	91.5%
% of Patients satisfied with the time they had to wait for an appointment	0	0	N/A	88.2%	88.3%	87.9%

\* This is based on patients treated on this contract for their most recent course of treatment. Figures in italics indicate the base number of FP17s or Patient Questionnaire responses are less than 100. N/A is shown where the base number of responses is less than 10 during the period. % is calculated as Quantity/Base number\*100

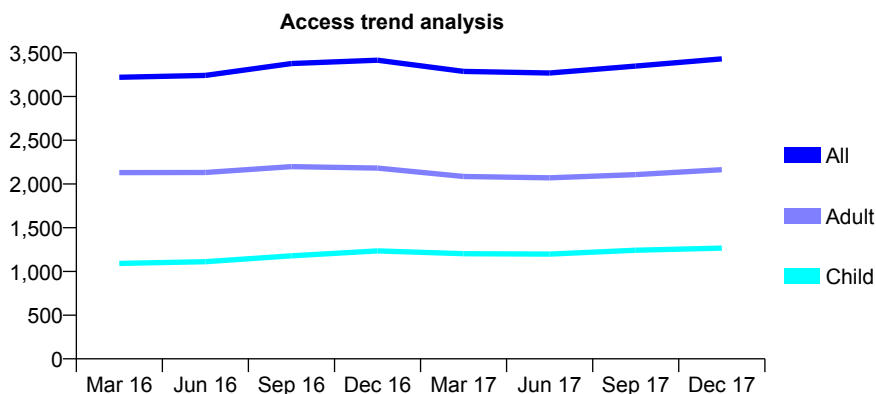
## Q46 - Vital Signs At a Glance Contract Report for 962872/0001 - December 2017

Name or company name	MR SC LI
Contract type name	GDS Contract
Purpose of contract	General
Contract start date	01/10/2011
Contract end date	

17/18 Contracted general activity (UDA)	10,303
Carry forward general activity (UDA)	274
17/18 Contracted orthodontic activity (UOA)	0
Carry forward orthodontic activity (UOA)	0
Baseline contract value	£369,675.03

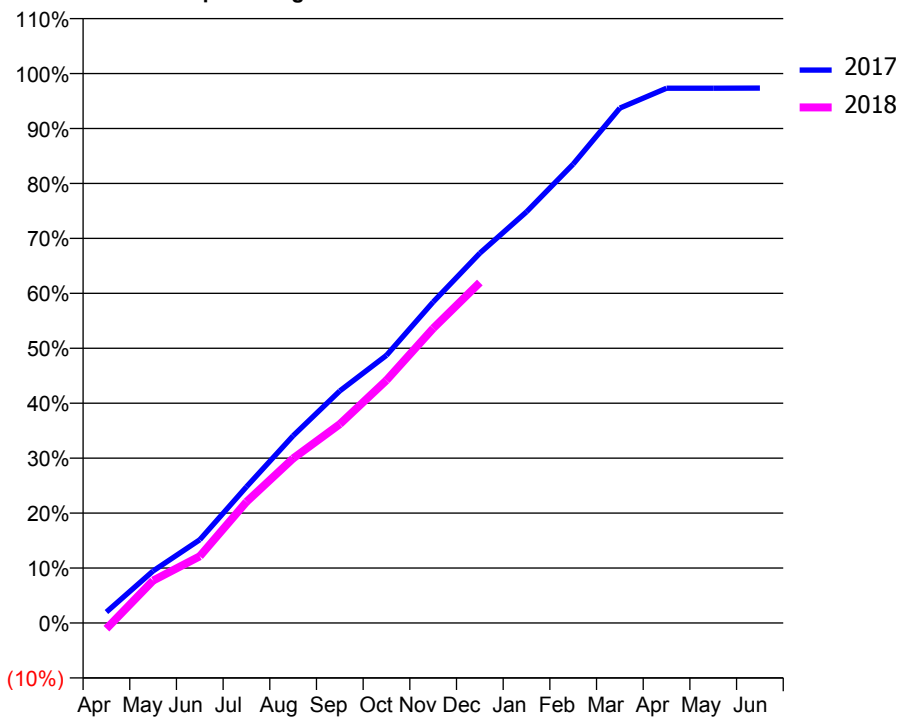
### ACCESS\*

Patients seen in 24 months	Total	Change since previous quarter
Quarter ending December 2016	3,416	
Quarter ending March 2017	3,288	↓
Quarter ending June 2017	3,269	→
Quarter ending September 2017	3,349	↑
Quarter ending December 2017	3,431	↑
<b>Variance since December 2016</b>	<b>0.4%</b>	<b>→</b>



### ACTIVITY

Cumulative percentage of contracted UDA delivered 2017 & 2018



Month	Adjusted Scheduled Activity (UDA)	
	2017	2018
April	207	-109
May	977	797
June	1,560	1,251
July	2,553	2,272
August	3,512	3,086
September	4,352	3,729
October	5,020	4,552
November	6,019	5,525
December	6,935	6,384
January	7,709	
February	8,604	
March	9,655	
April	10,028	
May	10,028	
June	10,029	

### QUALITY

	Quantity	Base Number	Contract	AT	Region	England
% of FP17s for the same patient ID Re-attending within 3 months - Children	122	1,435	8.5%	12.4%	12.9%	12.0%
% of FP17s for the same patient ID Re-attending within 3 months - Adults	312	2,439	12.8%	16.8%	16.5%	15.9%
% of FP17s for the same patient ID Re-attending between 3 & 9 months - Children	879	1,435	61.3%	57.3%	59.6%	58.0%
% of FP17s for the same patient ID Re-attending between 3 & 9 months - Adults	1,401	2,439	57.4%	50.6%	52.8%	50.5%
% of FP17s for Band 1 Urgent Courses	284	3,692	7.7%	10.2%	9.1%	9.0%
% of FP17s Relating to Free Repair or Replacements	16	3,692	0.4%	0.9%	1.0%	0.8%
% of FP17s Relating to Continuations	11	3,692	0.3%	1.0%	1.2%	1.1%
% of Patients satisfied with the dentistry they have received	4	4	N/A	91.8%	91.6%	91.5%
% of Patients satisfied with the time they had to wait for an appointment	4	4	N/A	88.2%	88.3%	87.9%

\* This is based on patients treated on this contract for their most recent course of treatment. Figures in italics indicate the base number of FP17s or Patient Questionnaire responses are less than 100. N/A is shown where the base number of responses is less than 10 during the period. % is calculated as Quantity/Base number\*100

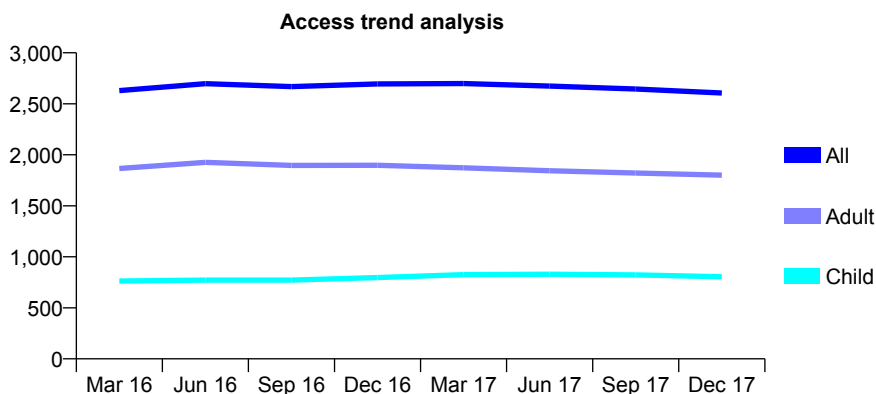
## Q46 - Vital Signs At a Glance Contract Report for 967378/0001 - December 2017

Name or company name	MRS A VITKUNIENE
Contract type name	GDS Contract
Purpose of contract	General
Contract start date	01/04/2006
Contract end date	

17/18 Contracted general activity (UDA)	8,185
Carry forward general activity (UDA)	-23
17/18 Contracted orthodontic activity (UOA)	0
Carry forward orthodontic activity (UOA)	0
Baseline contract value	£221,050.26

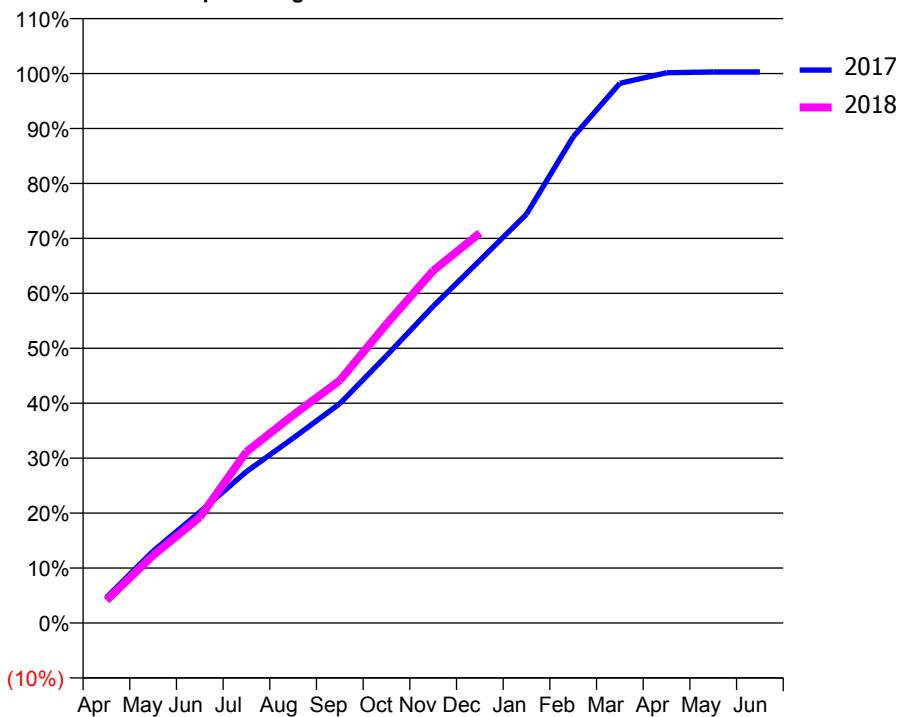
### ACCESS\*

Patients seen in 24 months	Total	Change since previous quarter
Quarter ending December 2016	2,695	
Quarter ending March 2017	2,699	→
Quarter ending June 2017	2,674	→
Quarter ending September 2017	2,645	↓
Quarter ending December 2017	2,606	↓
<b>Variance since December 2016</b>	<b>(3.3%)</b>	<b>↓</b>



### ACTIVITY

Cumulative percentage of contracted UDA delivered 2017 & 2018



Month	Adjusted Scheduled Activity (UDA)	
	2017	2018
April	380	338
May	1,071	1,008
June	1,653	1,576
July	2,256	2,551
August	2,753	3,097
September	3,269	3,613
October	3,981	4,454
November	4,718	5,249
December	5,401	5,808
January	6,090	
February	7,244	
March	8,039	
April	8,196	
May	8,208	
June	8,208	

### QUALITY

	Quantity	Base Number	Contract	AT	Region	England
% of FP17s for the same patient ID Re-attending within 3 months - Children	57	610	9.3%	12.4%	12.9%	12.0%
% of FP17s for the same patient ID Re-attending within 3 months - Adults	343	1,444	23.8%	16.8%	16.5%	15.9%
% of FP17s for the same patient ID Re-attending between 3 & 9 months - Children	197	610	32.3%	57.3%	59.6%	58.0%
% of FP17s for the same patient ID Re-attending between 3 & 9 months - Adults	362	1,444	25.1%	50.6%	52.8%	50.5%
% of FP17s for Band 1 Urgent Courses	501	1,996	25.1%	10.2%	9.1%	9.0%
% of FP17s Relating to Free Repair or Replacements	17	1,996	0.9%	0.9%	1.0%	0.8%
% of FP17s Relating to Continuations	8	1,996	0.4%	1.0%	1.2%	1.1%
% of Patients satisfied with the dentistry they have received	0	0	N/A	91.8%	91.6%	91.5%
% of Patients satisfied with the time they had to wait for an appointment	0	0	N/A	88.2%	88.3%	87.9%

\* This is based on patients treated on this contract for their most recent course of treatment. Figures in italics indicate the base number of FP17s or Patient Questionnaire responses are less than 100. N/A is shown where the base number of responses is less than 10 during the period. % is calculated as Quantity/Base number\*100

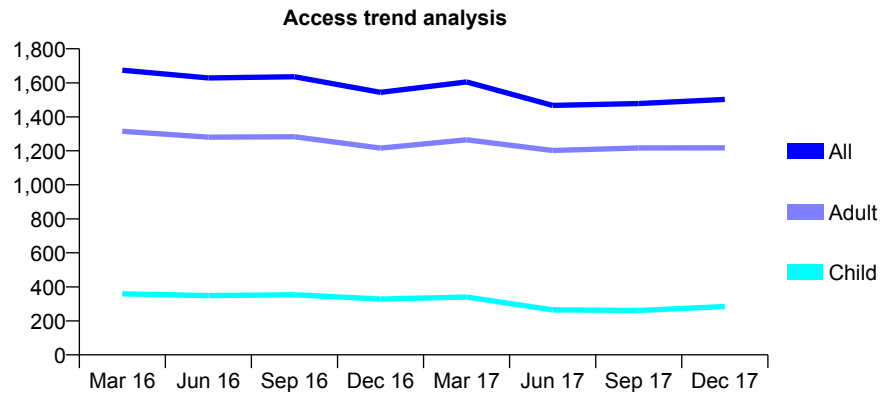
## Q46 - Vital Signs At a Glance Contract Report for 982830/0001 - December 2017

Name or company name	MR GT BENNETT
Contract type name	GDS Contract
Purpose of contract	General
Contract start date	01/04/2006
Contract end date	

17/18 Contracted general activity (UDA)	6,562
Carry forward general activity (UDA)	0
17/18 Contracted orthodontic activity (UOA)	0
Carry forward orthodontic activity (UOA)	0
Baseline contract value	£164,069.99

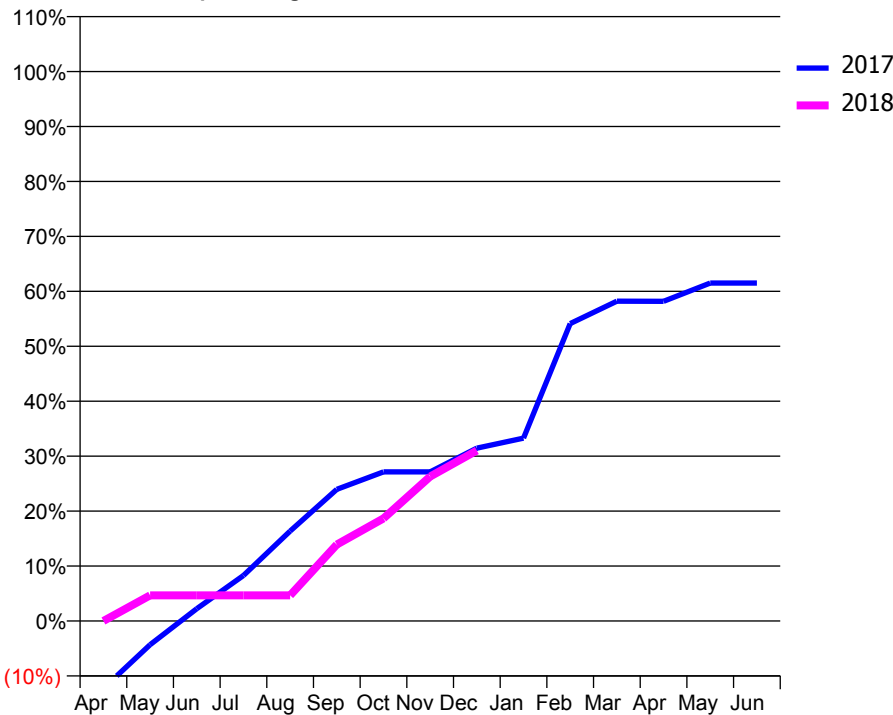
### ACCESS\*

Patients seen in 24 months	Total	Change since previous quarter
Quarter ending December 2016	1,544	
Quarter ending March 2017	1,605	↑
Quarter ending June 2017	1,467	↓
Quarter ending September 2017	1,478	→
Quarter ending December 2017	1,502	→
<b>Variance since December 2016</b>	<b>(2.7%)</b>	<b>↓</b>



### ACTIVITY

Cumulative percentage of contracted UDA delivered 2017 & 2018



Month	Adjusted Scheduled Activity (UDA)	
	2017	2018
April	-807	0
May	-284	306
June	147	306
July	544	306
August	1,074	306
September	1,573	913
October	1,781	1,225
November	1,781	1,726
December	2,064	2,036
January	2,184	
February	3,552	
March	3,820	
April	3,817	
May	4,037	
June	4,037	

### QUALITY

	Quantity	Base Number	Contract	AT	Region	England
% of FP17s for the same patient ID Re-attending within 3 months - Children	1	171	0.6%	12.4%	12.9%	12.0%
% of FP17s for the same patient ID Re-attending within 3 months - Adults	70	799	8.8%	16.8%	16.5%	15.9%
% of FP17s for the same patient ID Re-attending between 3 & 9 months - Children	29	171	17.0%	57.3%	59.6%	58.0%
% of FP17s for the same patient ID Re-attending between 3 & 9 months - Adults	204	799	25.5%	50.6%	52.8%	50.5%
% of FP17s for Band 1 Urgent Courses	94	841	11.2%	10.2%	9.1%	9.0%
% of FP17s Relating to Free Repair or Replacements	3	841	0.4%	0.9%	1.0%	0.8%
% of FP17s Relating to Continuations	13	841	1.5%	1.0%	1.2%	1.1%
% of Patients satisfied with the dentistry they have received	3	3	N/A	91.8%	91.6%	91.5%
% of Patients satisfied with the time they had to wait for an appointment	3	3	N/A	88.2%	88.3%	87.9%

\* This is based on patients treated on this contract for their most recent course of treatment. Figures in italics indicate the base number of FP17s or Patient Questionnaire responses are less than 100. N/A is shown where the base number of responses is less than 10 during the period. % is calculated as Quantity/Base number\*100



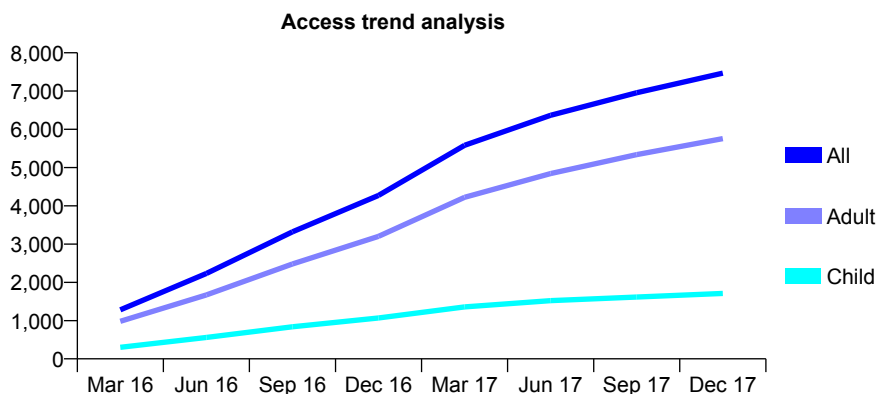
## Q46 - Vital Signs At a Glance Contract Report for 990744/0002 - December 2017

Name or company name	Griffin Dental Partnership Ltd
Contract type name	GDS Contract
Purpose of contract	General
Contract start date	01/01/2016
Contract end date	

17/18 Contracted general activity (UDA)	23,529
Carry forward general activity (UDA)	3,065
17/18 Contracted orthodontic activity (UOA)	0
Carry forward orthodontic activity (UOA)	0
Baseline contract value	£800,670.05

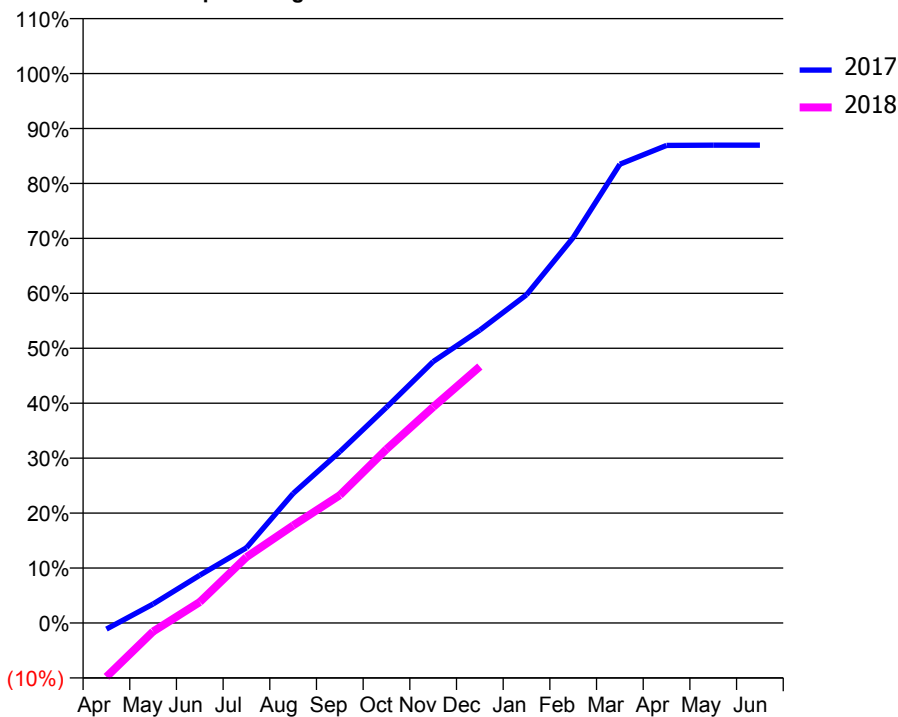
### ACCESS\*

Patients seen in 24 months	Total	Change since previous quarter
Quarter ending December 2016	4,272	
Quarter ending March 2017	5,581	↑
Quarter ending June 2017	6,366	↑
Quarter ending September 2017	6,956	↑
Quarter ending December 2017	7,467	↑
<b>Variance since December 2016</b>	<b>74.8%</b>	<b>↑</b>



### ACTIVITY

**Cumulative percentage of contracted UDA delivered 2017 & 2018**



Month	Adjusted Scheduled Activity (UDA)	
	2017	2018
April	-267	-2,310
May	816	-368
June	2,045	897
July	3,224	2,821
August	5,545	4,176
September	7,337	5,472
October	9,238	7,440
November	11,192	9,246
December	12,543	10,983
January	14,053	
February	16,503	
March	19,644	
April	20,452	
May	20,464	
June	20,464	

### QUALITY

	Quantity	Base Number	Contract	AT	Region	England
% of FP17s for the same patient ID Re-attending within 3 months - Children	82	1,089	7.5%	12.4%	12.9%	12.0%
% of FP17s for the same patient ID Re-attending within 3 months - Adults	598	3,906	15.3%	16.8%	16.5%	15.9%
% of FP17s for the same patient ID Re-attending between 3 & 9 months - Children	288	1,089	26.4%	57.3%	59.6%	58.0%
% of FP17s for the same patient ID Re-attending between 3 & 9 months - Adults	1,000	3,906	25.6%	50.6%	52.8%	50.5%
% of FP17s for Band 1 Urgent Courses	553	4,738	11.7%	10.2%	9.1%	9.0%
% of FP17s Relating to Free Repair or Replacements	43	4,738	0.9%	0.9%	1.0%	0.8%
% of FP17s Relating to Continuations	18	4,738	0.4%	1.0%	1.2%	1.1%
% of Patients satisfied with the dentistry they have received	3	3	N/A	91.8%	91.6%	91.5%
% of Patients satisfied with the time they had to wait for an appointment	3	3	N/A	88.2%	88.3%	87.9%

\* This is based on patients treated on this contract for their most recent course of treatment. Figures in italics indicate the base number of FP17s or Patient Questionnaire responses are less than 100. N/A is shown where the base number of responses is less than 10 during the period. % is calculated as Quantity/Base number\*100